



Test Methods for Evaluating Solid Waste: Physical/ Chemical Methods; Third Edition; Final Update III-A



Page 1 of 1




FINAL UPDATE IIIA

Cover Sheet

**THIS PACKET CONTAINS NEW AND REVISED MATERIAL
FOR INCLUSION IN:
*TEST METHODS FOR EVALUATING SOLID WASTE
PHYSICAL/CHEMICAL METHODS
(SW-846) THIRD EDITION***

Contents:

1. **Cover sheet.** (What you are currently reading)
2. **Instructions.** Read this section! It explains how Update IIIA relates to the rest of your SW-846.
3. **Update IIIA Table of Contents.** The Table of Contents (dated April 1998) lists all of the methods (Third Edition, Updates I, II, IIA, IIB, III, and IIIA) in the order of appearance in the manual.
4. **Revised Chapter Five**
5. **Referral to Office of Water Method 1664,** as replacement to Method 9070
5. **Method 9071B**



INSTRUCTIONS

SW-846, a methods manual, is a "living" document that changes when new data and advances in analytical techniques are incorporated into the manual as new or revised methods. To date, the Agency has formally issued Final Updates I, II, IIA, IIB, and III. This package contains Final Update IIIA. For specific and important information regarding this update, please read the section below entitled "About Final Update IIIA."

These instructions describe how to get your basic manual up-to-date and what to do with your Final Update IIIA package. Additional updates will be released by the Agency in the future. New instructions, to supersede these, will be included with each of those new update releases. A number of SW-846 update packages have been released to the public since the original Third Edition was released. The dates and labels on these packages can be confusing. In general, final updates should always be incorporated into SW-846 in chronological order (e.g. Update I should be incorporated before Update II).

The following definitions are provided to you as a guide:

New subscribers are defined as individuals who have recently (6-8 weeks) placed an order with the GPO and have received new copies of the 4 (four) volume set of the Third Edition, a copy of Final Update I, a copy of Final Update II/IIA, a copy of Final Update IIB, a copy of Final Update III, a copy of Draft Update IVA, and a copy of Final Update IIIA.

Previous subscribers are defined as individuals that have received copies of the Third Edition and other SW-846 Updates (including proposed Updates) in the past and have just received their Final Update IIIA package in the mail.

ABOUT FINAL UPDATE IIIA

As of Update III to SW-846, the two SW-846 methods for determination of oil and grease were Method 9070 for waters and aqueous wastes, and Method 9071A for solid and semi-solid materials such as soil, sediment, and sludge. Method 9070 was virtually identical to Office of Water methods for determination of oil and grease; and Method 9071A employed drying of the sample with magnesium sulfate and using Soxhlet extraction for the determination. Both methods used 1,1,2-trichloro-1,2,2-trifluoroethane (CFC-113; Freon-113) as the extraction solvent in the testing of samples for oil and grease levels.

The Agency recently published a final rule in the Federal Register which finalized Office of Water Method 1664, Revision A, and SW-846 Method 9071B and withdrew previously approved methods (including certain Office of Water methods and SW-846 Method 9070) for the determination of oil and grease and non-polar material (NPM) in EPA's wastewater and hazardous waste programs. These changes were made as a part of EPA's effort to reduce dependency on the use of chlorofluorocarbons (CFCs) in order to protect Earth's ozone layer and to meet the CFC phaseout agreed to in the Montreal Protocol and required by the Clean Air Act Amendments of 1990. Method 1664 now uses normal hexane (*n*-hexane) as the extraction solvent in place of 1,1,2-trichloro-1,2,2-trifluoroethane (CFC-113; Freon-113), a Class 1 CFC.

As part of that final rule, SW-846 was amended to delete Method 9070 and to include revised Method 9071B as Final Update IIIA to the manual. Specifically, Method 9071B addresses the use of *n*-hexane instead of CFC-113 as the extraction solvent, in a manner consistent with the use of *n*-hexane in Method 1664. In addition, in place of Method 9070, which used CFC-113 as the extraction solvent in the testing of waters and aqueous wastes, the Agency incorporated by reference Method 1664 in the RCRA regulations. As part of Final Update IIIA, SW-846 refers the regulated community to Method 1664 for testing previously conducted using Method 9070. The publication number for Method 1664 is EPA-821-R-98-002.

Final Update IIIA has been issued by the EPA's Office of Solid Waste and contains documents which have been promulgated for inclusion in the SW-846 methods manual. The Final Update IIIA package includes one revised method (Method 9071B), one revised chapter (Chapter Five), a page to replace Method 9070, and a revised Table of Contents. Method 9070 needs to be removed from the manual when Final Update IIIA is incorporated.

INCORPORATING FINAL UPDATE IIIA

The following is a brief summary of what new subscribers and previous subscribers should do upon receipt of the Update IIIA package:

NEW SUBSCRIBERS - If you are a new subscriber, you should perform the following tasks before addressing your new Update IIIA:

- Place the original Third Edition of SW-846 (September 1986) in the properly labeled four 3-ring notebooks according to the instructions in Final Update III.
- Incorporate Final Update I (July 1992) into the manual according to the instructions in Final Update III.
- Incorporate Final Updates II (September 1994) and IIA (August 1993) into the manual according to the instructions in Final Update III.
- Incorporate Final Update IIB (January 1995) into the manual according to the instructions in Final Update III.
- Incorporate Final Update III (December 1996) into the manual according to its instructions.
- Either incorporate Draft Update IVA in the manual (without removing any white pages), or keep the colored draft update in a separate binder of your choice.

Finally, incorporate Final Update IIIA. Final Update IIIA is printed on white paper and has the date of "April 1998" in the lower right hand corner of each page. This package contains revised material for SW-846, specifically a revised Table of Contents, Chapter Five, and Method 9071B. In addition, it contains a page that should be used to replace Method 9070. Remove Method 9070 from the manual. This method has been deleted from SW-846 as part of Final Update IIIA. Then, use the Table of Contents dated April 1998 to determine the correct location for each document in the Final Update IIIA package.

PREVIOUS SUBSCRIBERS - If you are a previous subscriber, it is important to establish exactly what is currently contained in your manual before addressing Final Update IIIA. If your manual is properly updated, the **ONLY** white pages in the document should be dated September 1986 (Third Edition), July 1992 (Final Update I), August 1993 (Final Update IIA), September 1994 (Final Update II), January 1995 (Final Update IIB), and December 1996 (Final Update III). Remove (and recycle or archive) any white pages from your manual that have any other dates. There may also be colored pages (e.g., pink pages for Proposed Update III) inserted in the manual. Remove all yellow, blue, green, or pink pages from the manual. These colored pages represent proposed versions of methods and chapters that have since been finalized. (Some individuals may chose to keep their copies of colored versions in separate binders.) You may keep your Draft Update IVA pages in the manual if you wish -- that update has not yet been finalized. Follow the last paragraph in the instructions for new subscribers to determine how to incorporate Final Update IIIA. The table below can be used as an aide to determine what should be in your manual.

UPDATE HISTORY OF SW-846

The table below can be used as an aid to understanding the update history of SW-846, Third Edition. Finalized updates are printed in bold and underlined.

Package	Date	Paper Color	Status of Package
<u>Third Edition</u>	September 1986	White	<u>Finalized (Promulgated)</u>
Proposed Update I	December 1987	Green	Obsolete
Final Update I (Released by accident)	November 1990	White	Obsolete! Never formally finalized.
Proposed Update II (Released by accident)	November 1990	Blue	Obsolete! Never formally proposed.
<u>Final Update I</u>	July 1992	White	<u>Finalized (Promulgated)</u>
Proposed Update II	November 1992	Yellow	Obsolete
Proposed Update IIA (Method 4010, available from EPA by request.)	October 1992	White	Obsolete
<u>Final Update IIA</u> (Method 4010, included with Final Update II.)	August 1993	White	<u>Finalized (Promulgated)</u>
<u>Final Update II</u>	September 1994	White	<u>Finalized (Promulgated)</u>
<u>Final Update IIB*</u>	January 1995	White	<u>Finalized (Promulgated)</u>
Proposed Update III	January 1995	Pink	Proposed
<u>Final Update III</u>	December 1996	White	<u>Finalized (Promulgated)</u>
Draft Update IVA	January 1998	Salmon	Draft
<u>Final Update IIIA**</u>	April 1998	White	<u>Finalized (Promulgated)</u>

* Contains only a revised Table of Contents, a revised Chapter Six, and revised Methods 9040B and 9045C

** Contains only a revised Table of Contents, a revised Chapter Five, a page to replace Method 9070, and revised Method 9071B.

ASSISTANCE

After reading these instructions, if you need help due to difficulties understanding the status of the package, need assistance in obtaining Method 1664, or have technical questions regarding the methods, you may telephone the **Methods Information Communication Exchange (MICE)** at **703-821-4690** or send an E-mail to: mice@lan828.ehsg.saic.com.

If you have questions concerning your **SW-846 U.S. Government Printing Office (GPO)** subscription, you should telephone the GPO at **202-512-1806**. If you did not purchase your SW-846 from the GPO, the GPO will not be able to help you.

SW-846 AVAILABILITY ON CD-ROM

A CD-ROM version (Version 2.0) of *Test Methods for Evaluating Solid Waste, Physical/Chemical Methods* (SW-846) has been developed by EPA in cooperation with the National Technical Information Service (NTIS). On a single disc, it includes all text and figures found in the final version of SW-846 as updated by Updates I, II, IIA, IIB, and III. (It does not include Final Update IIIA. This update may be included in a future revision to the CD.) It can be used for word searching (e.g., analytes, keywords); and to cut and paste or export text and diagrams to update or develop laboratory standard operating procedures (SOPs). To order by phone, call NTIS at (800) 553-6847 and request order number PB97-501928GEI for a single user copy, PB97-502512GEI for a 5-user LAN copy, or PB97-502520GEI for unlimited users. To receive information by fax from NTIS about this CD-ROM, call (703) 365-0759 and enter publication number code 8698.

A CD-ROM version of Draft Update IV on CD-ROM is planned for the future. To place an early order by phone, call NTIS at (800) 553-6847 and request order number PB97-501936GEI (single user), PB97-502538GEI (5-user LAN), or PB97-502546GEI (unlimited users)..




TABLE OF CONTENTS

VOLUME ONE

SECTION A

DISCLAIMER

ABSTRACT

TABLE OF CONTENTS

METHOD INDEX AND CONVERSION TABLE

PREFACE

ACKNOWLEDGEMENTS

PART I METHODS FOR ANALYTES AND PROPERTIES

CHAPTER ONE -- QUALITY CONTROL

- 1.0 Introduction
- 2.0 QA Project Plan
- 3.0 Field Operations
- 4.0 Laboratory Operations
- 5.0 Definitions
- 6.0 References

CHAPTER TWO -- CHOOSING THE CORRECT PROCEDURE

- 2.1 Purpose
- 2.2 Required Information
- 2.3 Implementing the Guidance
- 2.4 Characteristics
- 2.5 Ground Water
- 2.6 References

CHAPTER THREE -- INORGANIC ANALYTES

- 3.1 Sampling Considerations
- 3.2 Sample Preparation Methods

Method 3005A: Acid Digestion of Waters for Total Recoverable or Dissolved Metals for Analysis by FLAA or ICP Spectroscopy

Method 3010A: Acid Digestion of Aqueous Samples and Extracts for Total Metals for Analysis by FLAA or ICP Spectroscopy

Method 3015: Microwave Assisted Acid Digestion of Aqueous Samples and Extracts

Method 3020A:	Acid Digestion of Aqueous Samples and Extracts for Total Metals for Analysis by GFAA Spectroscopy
Method 3031:	Acid Digestion of Oils for Metals Analysis by Atomic Absorption or ICP Spectrometry
Method 3040A:	Dissolution Procedure for Oils, Greases, or Waxes
Method 3050B:	Acid Digestion of Sediments, Sludges, and Soils
Method 3051:	Microwave Assisted Acid Digestion of Sediments, Sludges, Soils, and Oils
Method 3052:	Microwave Assisted Acid Digestion of Siliceous and Organically Based Matrices
Method 3060A:	Alkaline Digestion for Hexavalent Chromium

3.3 Methods for Determination of Inorganic Analytes

Method 6010B:	Inductively Coupled Plasma-Atomic Emission Spectrometry
Method 6020:	Inductively Coupled Plasma-Mass Spectrometry
Method 7000A:	Atomic Absorption Methods
Method 7020:	Aluminum (Atomic Absorption, Direct Aspiration)
Method 7040:	Antimony (Atomic Absorption, Direct Aspiration)
Method 7041:	Antimony (Atomic Absorption, Furnace Technique)
Method 7060A:	Arsenic (Atomic Absorption, Furnace Technique)
Method 7061A:	Arsenic (Atomic Absorption, Gaseous Hydride)
Method 7062:	Antimony and Arsenic (Atomic Absorption, Borohydride Reduction)
Method 7063:	Arsenic in Aqueous Samples and Extracts by Anodic Stripping Voltammetry (ASV)
Method 7080A:	Barium (Atomic Absorption, Direct Aspiration)
Method 7081:	Barium (Atomic Absorption, Furnace Technique)
Method 7090:	Beryllium (Atomic Absorption, Direct Aspiration)
Method 7091:	Beryllium (Atomic Absorption, Furnace Technique)
Method 7130:	Cadmium (Atomic Absorption, Direct Aspiration)
Method 7131A:	Cadmium (Atomic Absorption, Furnace Technique)
Method 7140:	Calcium (Atomic Absorption, Direct Aspiration)
Method 7190:	Chromium (Atomic Absorption, Direct Aspiration)
Method 7191:	Chromium (Atomic Absorption, Furnace Technique)
Method 7195:	Chromium, Hexavalent (Coprecipitation)
Method 7196A:	Chromium, Hexavalent (Colorimetric)
Method 7197:	Chromium, Hexavalent (Chelation/Extraction)
Method 7198:	Chromium, Hexavalent (Differential Pulse Polarography)
Method 7199:	Determination of Hexavalent Chromium in Drinking Water, Groundwater and Industrial Wastewater Effluents by Ion Chromatography
Method 7200:	Cobalt (Atomic Absorption, Direct Aspiration)
Method 7201:	Cobalt (Atomic Absorption, Furnace Technique)
Method 7210:	Copper (Atomic Absorption, Direct Aspiration)
Method 7211:	Copper (Atomic Absorption, Furnace Technique)
Method 7380:	Iron (Atomic Absorption, Direct Aspiration)
Method 7381:	Iron (Atomic Absorption, Furnace Technique)
Method 7420:	Lead (Atomic Absorption, Direct Aspiration)
Method 7421:	Lead (Atomic Absorption, Furnace Technique)
Method 7430:	Lithium (Atomic Absorption, Direct Aspiration)

Method 7450:	Magnesium (Atomic Absorption, Direct Aspiration)
Method 7460:	Manganese (Atomic Absorption, Direct Aspiration)
Method 7461:	Manganese (Atomic Absorption, Furnace Technique)
Method 7470A:	Mercury in Liquid Waste (Manual Cold-Vapor Technique)
Method 7471A:	Mercury in Solid or Semisolid Waste (Manual Cold-Vapor Technique)
Method 7472:	Mercury in Aqueous Samples and Extracts by Anodic Stripping Voltammetry (ASV)
Method 7480:	Molybdenum (Atomic Absorption, Direct Aspiration)
Method 7481:	Molybdenum (Atomic Absorption, Furnace Technique)
Method 7520:	Nickel (Atomic Absorption, Direct Aspiration)
Method 7521:	Nickel (Atomic Absorption, Furnace Method)
Method 7550:	Osmium (Atomic Absorption, Direct Aspiration)
Method 7580:	White Phosphorus (P ₄) by Solvent Extraction and Gas Chromatography
Method 7610:	Potassium (Atomic Absorption, Direct Aspiration)
Method 7740:	Selenium (Atomic Absorption, Furnace Technique)
Method 7741A:	Selenium (Atomic Absorption, Gaseous Hydride)
Method 7742:	Selenium (Atomic Absorption, Borohydride Reduction)
Method 7760A:	Silver (Atomic Absorption, Direct Aspiration)
Method 7761:	Silver (Atomic Absorption, Furnace Technique)
Method 7770:	Sodium (Atomic Absorption, Direct Aspiration)
Method 7780:	Strontium (Atomic Absorption, Direct Aspiration)
Method 7840:	Thallium (Atomic Absorption, Direct Aspiration)
Method 7841:	Thallium (Atomic Absorption, Furnace Technique)
Method 7870:	Tin (Atomic Absorption, Direct Aspiration)
Method 7910:	Vanadium (Atomic Absorption, Direct Aspiration)
Method 7911:	Vanadium (Atomic Absorption, Furnace Technique)
Method 7950:	Zinc (Atomic Absorption, Direct Aspiration)
Method 7951:	Zinc (Atomic Absorption, Furnace Technique)

APPENDIX -- COMPANY REFERENCES

NOTE: A suffix of "A" in the method number indicates revision one (the method has been revised once). A suffix of "B" in the method number indicates revision two (the method has been revised twice). A suffix of "C" in the method number indicates revision three (the method has been revised three times). **In order to properly document the method used for analysis, the entire method number including the suffix letter designation (e.g., A, B, or C) must be identified by the analyst.** A method reference found within the RCRA regulations and the text of SW-846 methods and chapters refers to the latest promulgated revision of the method, even though the method number does not include the appropriate letter suffix.

VOLUME ONE

SECTION B

DISCLAIMER

ABSTRACT

TABLE OF CONTENTS

METHOD INDEX AND CONVERSION TABLE

PREFACE

ACKNOWLEDGEMENTS

CHAPTER ONE. REPRINTED -- QUALITY CONTROL

- 1.0 Introduction
- 2.0 QA Project Plan
- 3.0 Field Operations
- 4.0 Laboratory Operations
- 5.0 Definitions
- 6.0 References

CHAPTER FOUR -- ORGANIC ANALYTES

- 4.1 Sampling Considerations
- 4.2 Sample Preparation Methods

4.2.1 Extractions and Preparations

- | | |
|---------------|---|
| Method 3500B: | Organic Extraction and Sample Preparation |
| Method 3510C: | Separatory Funnel Liquid-Liquid Extraction |
| Method 3520C: | Continuous Liquid-Liquid Extraction |
| Method 3535: | Solid-Phase Extraction (SPE) |
| Method 3540C: | Soxhlet Extraction |
| Method 3541: | Automated Soxhlet Extraction |
| Method 3542: | Extraction of Semivolatile Analytes Collected Using Method 0010
(Modified Method 5 Sampling Train) |
| Method 3545: | Pressurized Fluid Extraction (PFE) |
| Method 3550B: | Ultrasonic Extraction |
| Method 3560: | Supercritical Fluid Extraction of Total Recoverable Petroleum
Hydrocarbons |
| Method 3561: | Supercritical Fluid Extraction of Polynuclear Aromatic Hydrocarbons |
| Method 3580A: | Waste Dilution |
| Method 3585: | Waste Dilution for Volatile Organics |
| Method 5000: | Sample Preparation for Volatile Organic Compounds |
| Method 5021: | Volatile Organic Compounds in Soils and Other Solid Matrices Using
Equilibrium Headspace Analysis |
| Method 5030B: | Purge-and-Trap for Aqueous Samples |

Method 5031:	Volatile, Nonpurgeable, Water-Soluble Compounds by Azeotropic Distillation
Method 5032:	Volatile Organic Compounds by Vacuum Distillation
Method 5035:	Closed-System Purge-and-Trap and Extraction for Volatile Organics in Soil and Waste Samples
Method 5041A:	Analysis for Desorption of Sorbent Cartridges from Volatile Organic Sampling Train (VOST)

4.2.2 Cleanup

Method 3600C:	Cleanup
Method 3610B:	Alumina Cleanup
Method 3611B:	Alumina Column Cleanup and Separation of Petroleum Wastes
Method 3620B:	Florisil Cleanup
Method 3630C:	Silica Gel Cleanup
Method 3640A:	Gel-Permeation Cleanup
Method 3650B:	Acid-Base Partition Cleanup
Method 3660B:	Sulfur Cleanup
Method 3665A:	Sulfuric Acid/Permanganate Cleanup

4.3 Determination of Organic Analytes

4.3.1 Gas Chromatographic Methods

Method 8000B:	Determinative Chromatographic Separations
Method 8011:	1,2-Dibromoethane and 1,2-Dibromo-3-chloropropane by Microextraction and Gas Chromatography
Method 8015B:	Nonhalogenated Organics Using GC/FID
Method 8021B:	Aromatic and Halogenated Volatiles by Gas Chromatography Using Photoionization and/or Electrolytic Conductivity Detectors
Method 8031:	Acrylonitrile by Gas Chromatography
Method 8032A:	Acrylamide by Gas Chromatography
Method 8033:	Acetonitrile by Gas Chromatography with Nitrogen-Phosphorus Detection
Method 8041:	Phenols by Gas Chromatography
Method 8061A:	Phthalate Esters by Gas Chromatography with Electron Capture Detection (GC/ECD)
Method 8070A:	Nitrosamines by Gas Chromatography
Method 8081A:	Organochlorine Pesticides by Gas Chromatography
Method 8082:	Polychlorinated Biphenyls (PCBs) by Gas Chromatography
Method 8091:	Nitroaromatics and Cyclic Ketones by Gas Chromatography
Method 8100:	Polynuclear Aromatic Hydrocarbons
Method 8111:	Haloethers by Gas Chromatography
Method 8121:	Chlorinated Hydrocarbons by Gas Chromatography: Capillary Column Technique
Method 8131:	Aniline and Selected Derivatives by Gas Chromatography
Method 8141A:	Organophosphorus Compounds by Gas Chromatography: Capillary Column Technique
Method 8151A:	Chlorinated Herbicides by GC Using Methylation or Pentafluorobenzoylation Derivatization

4.3.2 Gas Chromatographic/Mass Spectroscopic Methods

- Method 8260B:** Volatile Organic Compounds by Gas Chromatography/Mass Spectrometry (GC/MS)
- Method 8270C:** Semivolatile Organic Compounds by Gas Chromatography/Mass Spectrometry (GC/MS)
- Method 8275A:** Semivolatile Organic Compounds (PAHs and PCBs) in Soils/Sludges and Solid Wastes Using Thermal Extraction/Gas Chromatography/Mass Spectrometry (TE/GC/MS)
- Method 8280A:** The Analysis of Polychlorinated Dibenzo-*p*-Dioxins and Polychlorinated Dibenzofurans by High Resolution Gas Chromatography/Low Resolution Mass Spectrometry (HRGC/LRMS)
- Method 8290:** Polychlorinated Dibenzodioxins (PCDDs) and Polychlorinated Dibenzofurans (PCDFs) by High-Resolution Gas Chromatography/High-Resolution Mass Spectrometry (HRGC/HRMS)
- Attachment A:** Procedures for the Collection, Handling, Analysis, and Reporting of Wipe Tests Performed within the Laboratory

4.3.3 High Performance Liquid Chromatographic Methods

- Method 8310:** Polynuclear Aromatic Hydrocarbons
- Method 8315A:** Determination of Carbonyl Compounds by High Performance Liquid Chromatography (HPLC)
- Appendix A:** Recrystallization of 2,4-Dinitrophenylhydrazine (DNPH)
- Method 8316:** Acrylamide, Acrylonitrile and Acrolein by High Performance Liquid Chromatography (HPLC)
- Method 8318:** N-Methylcarbamates by High Performance Liquid Chromatography (HPLC)
- Method 8321A:** Solvent Extractable Nonvolatile Compounds by High Performance Liquid Chromatography/Thermospray/Mass Spectrometry (HPLC/TS/MS) or Ultraviolet (UV) Detection
- Method 8325:** Solvent Extractable Nonvolatile Compounds by High Performance Liquid Chromatography/Particle Beam/Mass Spectrometry (HPLC/PB/MS)
- Method 8330:** Nitroaromatics and Nitramines by High Performance Liquid Chromatography (HPLC)
- Method 8331:** Tetrazene by Reverse Phase High Performance Liquid Chromatography (HPLC)
- Method 8332:** Nitroglycerine by High Performance Liquid Chromatography

4.3.4 Infrared Methods

- Method 8410:** Gas Chromatography/Fourier Transform Infrared (GC/FT-IR) Spectrometry for Semivolatile Organics: Capillary Column
- Method 8430:** Analysis of Bis(2-chloroethyl) Ether and Hydrolysis Products by Direct Aqueous Injection GC/FT-IR
- Method 8440:** Total Recoverable Petroleum Hydrocarbons by Infrared Spectrophotometry

4.3.5 Miscellaneous Spectrometric Methods

Method 8520: Continuous Measurement of Formaldehyde in Ambient Air

4.4 Immunoassay Methods

Method 4000: Immunoassay

Method 4010A: Screening for Pentachlorophenol by Immunoassay

Method 4015: Screening for 2,4-Dichlorophenoxyacetic Acid by Immunoassay

Method 4020: Screening for Polychlorinated Biphenyls by Immunoassay

Method 4030: Soil Screening for Petroleum Hydrocarbons by Immunoassay

Method 4035: Soil Screening for Polynuclear Aromatic Hydrocarbons by Immunoassay

Method 4040: Soil Screening for Toxaphene by Immunoassay

Method 4041: Soil Screening for Chlordane by Immunoassay

Method 4042: Soil Screening for DDT by Immunoassay

Method 4050: TNT Explosives in Soil by Immunoassay

Method 4051: Hexahydro-1,3,5-trinitro-1,3,5-triazine (RDX) in Soil by Immunoassay

4.5 Miscellaneous Screening Methods

Method 3810: Headspace

Method 3820: Hexadecane Extraction and Screening of Purgeable Organics

Method 8515: Colorimetric Screening Method for Trinitrotoluene (TNT) in Soil

Method 9078: Screening Test Method for Polychlorinated Biphenyls in Soil

Method 9079: Screening Test Method for Polychlorinated Biphenyls in Transformer Oil

APPENDIX -- COMPANY REFERENCES

NOTE: A suffix of "A" in the method number indicates revision one (the method has been revised once). A suffix of "B" in the method number indicates revision two (the method has been revised twice). A suffix of "C" in the method number indicates revision three (the method has been revised three times). In order to properly document the method used for analysis, the entire method number including the suffix letter designation (e.g., A, B, or C) must be identified by the analyst. A method reference found within the RCRA regulations and the text of SW-846 methods and chapters refers to the latest promulgated revision of the method, even though the method number does not include the appropriate letter suffix.

VOLUME ONE

SECTION C

DISCLAIMER

ABSTRACT

TABLE OF CONTENTS

METHOD INDEX AND CONVERSION TABLE

PREFACE

CHAPTER ONE. REPRINTED -- QUALITY CONTROL

- 1.0 Introduction
- 2.0 QA Project Plan
- 3.0 Field Operations
- 4.0 Laboratory Operations
- 5.0 Definitions
- 6.0 References

CHAPTER FIVE -- MISCELLANEOUS TEST METHODS

Method 5050:	Bomb Preparation Method for Solid Waste
Method 9010B:	Total and Amenable Cyanide: Distillation
Method 9012A:	Total and Amenable Cyanide (Automated Colorimetric, with Off-Line Distillation)
Method 9013:	Cyanide Extraction Procedure for Solids and Oils
Method 9014:	Titrimetric and Manual Spectrophotometric Determinative Methods for Cyanide
Method 9020B:	Total Organic Halides (TOX)
Method 9021:	Purgeable Organic Halides (POX)
Method 9022:	Total Organic Halides (TOX) by Neutron Activation Analysis
Method 9023:	Extractable Organic Halides (EOX) in Solids
Method 9030B:	Acid-Soluble and Acid-Insoluble Sulfides: Distillation
Method 9031:	Extractable Sulfides
Method 9034:	Titrimetric Procedure for Acid-Soluble and Acid-Insoluble Sulfides
Method 9035:	Sulfate (Colorimetric, Automated, Chloranilate)
Method 9036:	Sulfate (Colorimetric, Automated, Methylthymol Blue, AA II)
Method 9038:	Sulfate (Turbidimetric)
Method 9056:	Determination of Inorganic Anions by Ion Chromatography
Method 9057:	Determination of Chloride from HCl/Cl ₂ Emission Sampling Train (Methods 0050 and 0051) by Anion Chromatography
Method 9060:	Total Organic Carbon
Method 9065:	Phenolics (Spectrophotometric, Manual 4-AAP with Distillation)
Method 9066:	Phenolics (Colorimetric, Automated 4-AAP with Distillation)
Method 9067:	Phenolics (Spectrophotometric, MBTH with Distillation)
Method 9070:	See Method 1664, Publication No. EPA-821-R-98-002
Method 9071B:	n-Hexane Extractable Material (HEM) for Sludge, Sediment, and Solid Samples

Method 9075:	Test Method for Total Chlorine in New and Used Petroleum Products by X-Ray Fluorescence Spectrometry (XRF)
Method 9076:	Test Method for Total Chlorine in New and Used Petroleum Products by Oxidative Combustion and Microcoulometry
Method 9077:	Test Methods for Total Chlorine in New and Used Petroleum Products (Field Test Kit Methods)
Method A:	Fixed End Point Test Kit Method
Method B:	Reverse Titration Quantitative End Point Test Kit Method
Method C:	Direct Titration Quantitative End Point Test Kit Method
Method 9131:	Total Coliform: Multiple Tube Fermentation Technique
Method 9132:	Total Coliform: Membrane-Filter Technique
Method 9210:	Potentiometric Determination of Nitrate in Aqueous Samples with Ion-Selective Electrode
Method 9211:	Potentiometric Determination of Bromide in Aqueous Samples with Ion-Selective Electrode
Method 9212:	Potentiometric Determination of Chloride in Aqueous Samples with Ion-Selective Electrode
Method 9213:	Potentiometric Determination of Cyanide in Aqueous Samples and Distillates with Ion-Selective Electrode
Method 9214:	Potentiometric Determination of Fluoride in Aqueous Samples with Ion-Selective Electrode
Method 9215:	Potentiometric Determination of Sulfide in Aqueous Samples and Distillates with Ion-Selective Electrode
Method 9250:	Chloride (Colorimetric, Automated Ferricyanide AAI)
Method 9251:	Chloride (Colorimetric, Automated Ferricyanide AAI)
Method 9253:	Chloride (Titrimetric, Silver Nitrate)
Method 9320:	Radium-228

CHAPTER SIX -- PROPERTIES

Method 1030:	Ignitability of Solids
Method 1120:	Dermal Corrosion
Method 1312:	Synthetic Precipitation Leaching Procedure
Method 1320:	Multiple Extraction Procedure
Method 1330A:	Extraction Procedure for Oily Wastes
Method 9041A:	pH Paper Method
Method 9045C:	Soil and Waste pH
Method 9050A:	Specific Conductance
Method 9080:	Cation-Exchange Capacity of Soils (Ammonium Acetate)
Method 9081:	Cation-Exchange Capacity of Soils (Sodium Acetate)
Method 9090A:	Compatibility Test for Wastes and Membrane Liners
Method 9095A:	Paint Filter Liquids Test
Method 9096:	Liquid Release Test (LRT) Procedure
Appendix A:	Liquid Release Test Pre-Test
Method 9100:	Saturated Hydraulic Conductivity, Saturated Leachate Conductivity, and Intrinsic Permeability
Method 9310:	Gross Alpha and Gross Beta
Method 9315:	Alpha-Emitting Radium Isotopes

PART II CHARACTERISTICS

CHAPTER SEVEN -- CHARACTERISTICS INTRODUCTION AND REGULATORY DEFINITIONS

- 7.1 Ignitability
- 7.2 Corrosivity
- 7.3 Reactivity

Test Method to Determine Hydrogen Cyanide Released from Wastes
Test Method to Determine Hydrogen Sulfide Released from Wastes

- 7.4 Toxicity Characteristic Leaching Procedure

CHAPTER EIGHT -- METHODS FOR DETERMINING CHARACTERISTICS

- 8.1 Ignitability

Method 1010: Pensky-Martens Closed-Cup Method for Determining Ignitability
Method 1020A: Setaflash Closed-Cup Method for Determining Ignitability

- 8.2 Corrosivity

Method 9040B: pH Electrometric Measurement
Method 1110: Corrosivity Toward Steel

- 8.3 Reactivity

- 8.4 Toxicity

Method 1310A: Extraction Procedure (EP) Toxicity Test Method and Structural Integrity Test
Method 1311: Toxicity Characteristic Leaching Procedure

APPENDIX -- COMPANY REFERENCES

NOTE: A suffix of "A" in the method number indicates revision one (the method has been revised once). A suffix of "B" in the method number indicates revision two (the method has been revised twice). A suffix of "C" in the method number indicates revision three (the method has been revised three times). In order to properly document the method used for analysis, the entire method number including the suffix letter designation (e.g., A, B, or C) must be identified by the analyst. A method reference found within the RCRA regulations and the text of SW-846 methods and chapters refers to the latest promulgated revision of the method, even though the method number does not include the appropriate letter suffix.

VOLUME TWO

DISCLAIMER
ABSTRACT
TABLE OF CONTENTS
METHOD INDEX AND CONVERSION TABLE
PREFACE

CHAPTER ONE, REPRINTED -- QUALITY CONTROL

- 1.0 Introduction
- 2.0 QA Project Plan
- 3.0 Field Operations
- 4.0 Laboratory Operations
- 5.0 Definitions
- 6.0 References

PART III SAMPLING

CHAPTER NINE -- SAMPLING PLAN

- 9.1 Design and Development
- 9.2 Implementation

CHAPTER TEN -- SAMPLING METHODS

- | | |
|----------------------|--|
| Method 0010: | Modified Method 5 Sampling Train |
| Appendix A: | Preparation of XAD-2 Sorbent Resin |
| Appendix B: | Total Chromatographable Organic Material Analysis |
| Method 0011: | Sampling for Selected Aldehyde and Ketone Emissions from Stationary Sources |
| Method 0020: | Source Assessment Sampling System (SASS) |
| Method 0023A: | Sampling Method for Polychlorinated Dibenzo-p-Dioxins and Polychlorinated Dibenzofuran Emissions from Stationary Sources |
| Method 0030: | Volatile Organic Sampling Train |
| Method 0031: | Sampling Method for Volatile Organic Compounds (SMVOC) |
| Method 0040: | Sampling of Principal Organic Hazardous Constituents from Combustion Sources Using Tedlar® Bags |
| Method 0050: | Isokinetic HCl/Cl ₂ Emission Sampling Train |
| Method 0051: | Midget Impinger HCl/Cl ₂ Emission Sampling Train |
| Method 0060: | Determination of Metals in Stack Emissions |
| Method 0061: | Determination of Hexavalent Chromium Emissions from Stationary Sources |
| Method 0100: | Sampling for Formaldehyde and Other Carbonyl Compounds in Indoor Air |

PART IV MONITORING

CHAPTER ELEVEN – GROUND WATER MONITORING

- 11.1 Background and Objectives
- 11.2 Relationship to the Regulations and to Other Documents
- 11.3 Revisions and Additions
- 11.4 Acceptable Designs and Practices
- 11.5 Unacceptable Designs and Practices

CHAPTER TWELVE – LAND TREATMENT MONITORING

- 12.1 Background
- 12.2 Treatment Zone
- 12.3 Regulatory Definition
- 12.4 Monitoring and Sampling Strategy
- 12.5 Analysis
- 12.6 References and Bibliography

CHAPTER THIRTEEN – INCINERATION

- 13.1 Introduction
- 13.2 Regulatory Definition
- 13.3 Waste Characterization Strategy
- 13.4 Stack-Gas Effluent Characterization Strategy
- 13.5 Additional Effluent Characterization Strategy
- 13.6 Selection of Specific Sampling and Analysis Methods
- 13.7 References

APPENDIX – COMPANY REFERENCES

NOTE: A suffix of "A" in the method number indicates revision one (the method has been revised once). A suffix of "B" in the method number indicates revision two (the method has been revised twice). A suffix of "C" in the method number indicates revision three (the method has been revised three times). In order to properly document the method used for analysis, the entire method number including the suffix letter designation (e.g., A, B, or C) must be identified by the analyst. A method reference found within the RCRA regulations and the text of SW-846 methods and chapters refers to the latest promulgated revision of the method, even though the method number does not include the appropriate letter suffix.

CHAPTER FIVE

MISCELLANEOUS TEST METHODS

Prior to employing the methods in this chapter, analysts are advised to consult the disclaimer statement at the front of this manual and the information in Chapter Two for guidance on the allowed flexibility in the choice of apparatus, reagents, and supplies. In addition, unless specified in a regulation, the use of SW-846 methods is not mandatory in response to Federal testing requirements. The information contained in each procedure is provided by EPA as guidance to be used by the analyst and the regulated community in making judgements necessary to meet the data quality objectives or needs for the intended use of the data.

The following methods are found in Chapter Five:


Method 5050:	Bomb Preparation Method for Solid Waste
Method 9010B:	Total and Amenable Cyanide: Distillation
Method 9012A:	Total and Amenable Cyanide (Automated Colorimetric, with Off-Line Distillation)
Method 9013:	Cyanide Extraction Procedure for Solids and Oils
Method 9014:	Titrimetric and Manual Spectrophotometric Determinative Methods for Cyanide
Method 9020B:	Total Organic Halides (TOX)
Method 9021:	Purgeable Organic Halides (POX)
Method 9022:	Total Organic Halides (TOX) by Neutron Activation Analysis
Method 9023:	Extractable Organic Halides (EOX) in Solids
Method 9030B:	Acid-Soluble and Acid-Insoluble Sulfides: Distillation
Method 9031:	Extractable Sulfides
Method 9034:	Titrimetric Procedure for Acid-Soluble and Acid-Insoluble Sulfides
Method 9035:	Sulfate (Colorimetric, Automated, Chloranilate)
Method 9036:	Sulfate (Colorimetric, Automated, Methylthymol Blue, AA II)
Method 9038:	Sulfate (Turbidimetric)
Method 9056:	Determination of Inorganic Anions by Ion Chromatography
Method 9057:	Determination of Chloride from HCl/Cl ₂ Emission Sampling Train (Methods 0050 and 0051) by Anion Chromatography
Method 9060:	Total Organic Carbon
Method 9065:	Phenolics (Spectrophotometric, Manual 4-AAP with Distillation)
Method 9066:	Phenolics (Colorimetric, Automated 4-AAP with Distillation)
Method 9067:	Phenolics (Spectrophotometric, MBTH with Distillation)
Method 9070:	See Method 1664, Publication No. EPA-821-R-98-002
Method 9071B:	n-Hexane Extractable Material (HEM) for Sludge, Sediment, and Solid Samples
Method 9075:	Test Method for Total Chlorine in New and Used Petroleum Products by X-Ray Fluorescence Spectrometry (XRF)
Method 9076:	Test Method for Total Chlorine in New and Used Petroleum Products by Oxidative Combustion and Microcoulometry

Method 9077:	Test Methods for Total Chlorine in New and Used Petroleum Products (Field Test Kit Methods)
Method A:	Fixed End Point Test Kit Method
Method B:	Reverse Titration Quantitative End Point Test Kit Method
Method C:	Direct Titration Quantitative End Point Test Kit Method
Method 9131:	Total Coliform: Multiple Tube Fermentation Technique
Method 9132:	Total Coliform: Membrane-Filter Technique
Method 9210:	Potentiometric Determination of Nitrate in Aqueous Samples with Ion-Selective Electrode
Method 9211:	Potentiometric Determination of Bromide in Aqueous Samples with Ion-Selective Electrode
Method 9212:	Potentiometric Determination of Chloride in Aqueous Samples with Ion-Selective Electrode
Method 9213:	Potentiometric Determination of Cyanide in Aqueous Samples and Distillates with Ion-Selective Electrode
Method 9214:	Potentiometric Determination of Fluoride in Aqueous Samples with Ion-Selective Electrode
Method 9215:	Potentiometric Determination of Sulfide in Aqueous Samples and Distillates with Ion-Selective Electrode
Method 9250:	Chloride (Colorimetric, Automated Ferricyanide AAI)
Method 9251:	Chloride (Colorimetric, Automated Ferricyanide AAI)
Method 9253:	Chloride (Titrimetric, Silver Nitrate)
Method 9320:	Radium-228

METHOD 9070

See Method 1664, Publication No. EPA-821-R-98-002.

**Referral to Method 1664
April 1998**



METHOD 9071B

n-HEXANE EXTRACTABLE MATERIAL (HEM) FOR SLUDGE, SEDIMENT, AND SOLID SAMPLES

1.0 SCOPE AND APPLICATION

1.1 Method 9071 may be used to quantify low concentrations of oil and grease in soil, sediments, sludges, and other solid materials amenable to chemical drying and solvent extraction with n-hexane. "Oil and grease" is a conventional pollutant under 40 CFR 401.16 and generally refers to substances, including biological lipids and mineral hydrocarbons, that have similar physical characteristics and common solubility in an organic extracting solvent. As such, oil and grease is an operationally defined parameter, and the results will depend entirely on the extracting solvent and method of extraction. Method 9071 employs n-hexane as the extraction solvent with Soxhlet extraction and the results of this method are appropriately termed "n-hexane extractable material (HEM)." Section 1.2 lists the type of materials that may be extracted by this method. In the context of this method, "HEM" is used throughout this method and for operational purposes, may be considered synonymous with "oil and grease" within the limitations discussed below.

1.2 Specifically, Method 9071 is suitable for extracting relatively non-volatile hydrocarbons, vegetable oils, animal fats, waxes, soaps, greases, biological lipids, and related materials.

1.3 Method 9071 is not recommended for measuring materials that volatilize at temperatures below 85°C. Petroleum fuels from gasoline through #2 fuel oil may be partially lost during the solvent removal process.

1.4 Some crude oils and heavy fuel oils may contain materials that are not soluble in n-hexane, and recovery of these materials may be low.

2.0 SUMMARY OF METHOD

2.1 A representative portion of wet (as received) waste is acidified with concentrated HCl and chemically dried with magnesium sulfate or sodium sulfate. Magnesium sulfate monohydrate is used to dry acidified sludges as it will combine with 75% of its own weight in water in forming $\text{MgSO}_4 \cdot 7\text{H}_2\text{O}$. Anhydrous sodium sulfate is used to dry soil and sediment samples.

2.2 After drying, the HEM is extracted with n-hexane using a Soxhlet apparatus. The n-hexane extract is then distilled from the extract and the HEM is desiccated and weighed.

2.3 When necessary, a separate sample portion is evaluated for percent solids, and the dry weight fraction may be used to calculate the dry-weight HEM concentration of the soil, sediment, or waste.

3.0 DEFINITIONS

3.1 n-Hexane extractable material (HEM, oil and grease): Material that is extracted from a sample using n-hexane and determined by this method. This material includes relatively non-volatile hydrocarbons, vegetable oils, animal fats, waxes, soaps, greases, and related matter.

3.2 Refer to Chapter One for additional definitions.

4.0 INTERFERENCES

4.1 This method is entirely empirical, and duplicate results having a high degree of precision can be obtained only by strict adherence to all details. The rate of cycling and time of extraction in the Soxhlet apparatus must be consistent and length of time required for drying and cooling extracted materials must be the same in order to generate consistent results. It is important that the procedures be performed as directed due to the varying solubilities of the different greases and heavy mineral oils.

4.2 Solvents, reagents, glassware, and other sample-processing hardware may yield artifacts that could affect the results. All solvents and reagents used in the analysis should be demonstrated to be free from interferences by processing a method blank with each analytical batch. Specific selection of reagents, solvent washes, or purification of solvents may be required. Use of plastic measuring devices, and/or plastic tubing attachments must be avoided.

4.3 Glassware should be cleaned by washing with hot tap water with detergent, rinsing with tap water and reagent water, and rinsing with solvent. Glassware may also be baked at 200-250°C for 1 hour. Boiling flasks that are used to contain the extracted residues may be dried in an oven at 105-115°C and stored in a desiccator until used. Depending on the project DQOs, strict adherence to the washing and handling procedures cited above may not be necessary as long as the laboratory can demonstrate that alternative cleaning procedures yield acceptable method performance and meet method blank acceptance criteria.

4.4 A gradual increase in weight may result due to the absorption of oxygen; a gradual loss of weight may result due to volatilization. Extracted residues should be maintained in a desiccator during cooling and prior to weighing. Extracted residues should be weighed as soon as possible after cooling.

4.5 The presence of non-oily extractable substance such as sulfur compounds, organic dyes, and chlorophyll, may result in a positive bias. For the purpose of this method, all materials extracted and retained during this procedure are defined as HEM.

5.0 SAFETY

5.1 The toxicity or carcinogenicity of each reagent used in this method has not been precisely determined; however, each chemical should be treated as a potential health hazard. Exposure to these chemicals should be reduced to the lowest possible level. It is suggested that the laboratory perform personal hygiene monitoring of each analyst that uses this method. This monitoring should be performed using Occupational Safety and Health Administration (OSHA) or National Institute of Occupational Safety and Health (NIOSH) approved personal hygiene monitoring methods. Results of this monitoring should be made available to the analyst.

5.2 n-Hexane has been shown to have increased neurotoxic effects over other hexanes and some other solvents. OSHA has proposed a time-weighted average (TWA) of 50 parts-per-million (ppm); NIOSH concurs that an 8-hour TWA/permissible exposure limit (PEL) of 50 ppm is appropriate for n-hexane; and the American Conference of Governmental Industrial Hygienists (ACGIH) has published a threshold limit value (TLV) of 50 ppm for n-hexane. Inhalation of n-hexane should be minimized by performing all operations with n-hexane in a explosion-proof hood or well-ventilated area.

5.3 n-Hexane has a flash point of -23°C (-9°F), has explosive limits in air in the range of 1 to 7 percent, and poses a serious fire risk when heated or exposed to flame. n-Hexane can react vigorously with oxidizing materials. The laboratory should include procedures in its operations that address the safe handling of n-hexane.

5.4 Unknown samples may contain high concentrations of volatile toxic compounds. Sample containers should be opened in a hood and handled with gloves to prevent exposure.

5.5 This method does not address all safety issues associated with its use. The laboratory is responsible for maintaining a safe work environment and a current awareness file of OSHA regulations regarding the safe handling of the chemicals specified in this method. A reference file of material safety data sheets (MSDSs) should be available to all personnel involved in these analyses.

6.0 EQUIPMENT AND SUPPLIES

6.1 Soxhlet extraction apparatus.

6.2 Heating mantle - explosion-proof, with temperature control.

6.3 Boiling flask - 125-mL or appropriate size.

6.4 Analytical balance - capable of weighing 0.1 mg.

6.5 Vacuum pump, or other vacuum source.

6.6 Paper extraction thimble for Soxhlet apparatus.

6.7 Glass wool or small glass beads to fill thimble.

6.8 Grease-free, non-absorbent cotton - To remove possible interferences, each batch of cotton should be washed with n-hexane. Solvent washing may not be necessary if the laboratory can demonstrate that the unwashed cotton does not affect the performance of the method or that the concentration of HEM in the sample is so high that low contaminant concentration is insignificant.

6.9 Beakers - 100- 150-mL.

6.10 pH paper.

6.11 Porcelain mortar and pestle.

6.12 Extraction flask - 150-mL or appropriate size.

6.13 Waterbath or steam bath-explosion-proof - capable of maintaining a temperature of at least 85°C .

6.14 Distilling apparatus - For removing n-hexane from extract.

6.14.1 Distilling head-Claisen (VWR Scientific No 26339-005, or equivalent), includes Claisen-type connecting tube and condenser.

6.14.2 Distillation adapter (used to attach distilling head and to the waste collection flask for recovery of solvent).

6.14.3 Distillate collection flask (attached to the distilling adaptor for collection of the distilled solvent).

6.14.4 Ice bath or recirculating chiller (to aid in the condensation and collection of the distilled solvent).

6.15 Desiccator - Cabinet or jar type, capable of holding boiling flasks during cooling and storage.

6.16 Tongs - for handling the boiling flasks.

6.17 Glass fiber filter paper - Whatman No. 40 or equivalent.

6.18 Boiling chips - Silicon carbide or fluoropolymer.

7.0 REAGENTS

7.1 Reagent grade chemicals shall be used in all tests. Unless otherwise indicated, it is intended that all reagents shall conform to the specifications of the Committee on Analytical Reagents of the American Chemical Society, where such specifications are available. Other grades may be used, provided it is first ascertained that the reagent is of sufficiently high purity to permit its use without lessening the accuracy of the determination.

7.2 Reagent water. All references to water in this method refer to reagent water, as defined in Chapter One.

7.3 Concentrated hydrochloric acid (HCl).

7.4 Magnesium sulfate monohydrate. Prepare $\text{MgSO}_4 \cdot \text{H}_2\text{O}$ by spreading a thin layer in a dish and drying in an oven at 150°C overnight. Store in a tightly sealed glass container until used.

7.5 Sodium sulfate, granular, anhydrous (Na_2SO_4). Purify by heating at 400°C for 4 hours in a shallow tray, or by precleaning the sodium sulfate with methylene chloride. If the sodium sulfate is precleaned with methylene chloride, a method blank must be analyzed, demonstrating that there is no interference from the sodium sulfate. Store in a tightly sealed glass container until used.

7.6 n-Hexane. Purity of 85%, 99.0% minimum saturated C_6 isomers, residue less than 1 mg/L. Boiling point, 69°C .

7.7 Hexadecane($\text{CH}_3(\text{CH}_2)_{14}\text{CH}_3$)/stearic acid ($\text{CH}_3(\text{CH}_2)_{16}\text{COOH}$). 1:1 spiking solution. Prepare in acetone at a concentration of 2 mg/mL each.

Weigh 200 ± 2 mg of stearic acid and 200 ± 2 mg hexadecane into a 100 mL volumetric flask and fill to the mark with acetone. The total concentration of this stock is 4000 mg/L (ppm) HEM. This standard may be used for spiking samples and preparing laboratory control samples. Store in a glass container with a fluoropolymer-lined cap at room temperature. Shield from light.

Note: The spiking solution may require warming for complete dissolution of stearic acid.

8.0 SAMPLE COLLECTION, PRESERVATION, AND STORAGE

8.1 A minimum of 100 grams of sample should be collected using a metal spatula, spoon, or equivalent device. Samples should be collected into a pre-cleaned wide-mouth glass container fitted with a TFE-lined screw cap.

8.2 When practical (i.e., when the sample matrix allows the complete mixing of sample and acid such as with a pourable sludge or sediment), the sample should be preserved to a $\text{pH} < 2$ by adding 1 mL of concentrated HCl per 100 gram of sample and cooled to 4 ± 2 °C. If acidification is not practical (as with a dry soil), the addition of the HCl is not required and the sample should be cooled to 4 ± 2 °C. The laboratory must be notified so that the sample can be acidified prior to analysis.

8.3 A holding time has not been established for HEM in solids, but it is recommended that the sample be analyzed as soon as possible.

9.0 QUALITY CONTROL

9.1 Each laboratory that uses this method is required to operate a formal quality control program. The minimum requirements of this program consist of an initial demonstration of laboratory capability and the analysis of spiked samples as a continuing check on performance. The laboratory is required to maintain performance records to define the quality of data that is generated.

9.2 Employ a minimum of one method blank per analytical batch or twenty samples, whichever is more frequent, to verify that all reagents, solvents, and equipment are contamination free. Prepare the method blank from 5 g of inert matrix such as pre-cleaned sand or similar material, and carry it through the analytical process.

9.3 Run one matrix duplicate and matrix spike sample every twenty samples or analytical batch, whichever is more frequent. Matrix duplicates and spikes are brought through the whole sample preparation and analytical process.

9.4 The performance of the method should be evaluated by the use of a Laboratory Control Sample (LCS). The LCS is prepared by spiking an inert matrix (as pre-cleaned sand or similar material) with an appropriate volume of spiking solution (Sec. 7.7) and carrying it through the analytical process.

10.0 CALIBRATION AND STANDARDIZATION

10.1 Calibrate the analytical balance at 2 mg and 1000 mg using class "S" weights.

10.2 Calibration shall be within $\pm 10\%$ (i.e., ± 0.2 mg) at 2 mg and $\pm 0.5\%$ (i.e., ± 5 mg) at 1000 mg. If values are not within these limits, recalibrate the balance.

11.0 PROCEDURE

11.1 Determination of Sample Dry Weight Fraction

11.1.1 When it is necessary to report the HEM on a dry weight basis, determine the dry weight fraction using a separate aliquot of sample, as discussed below. The aliquot used for this determination cannot be used to evaluate HEM.

11.1.2 Weigh 5-10 gram (\pm 0.01 gram) of the sample into pre-weighed crucible. Determine the weight of the wet sample by subtracting the weight of the crucible.

11.1.3 Place the crucible with the wet sample in an oven overnight at 105°C. Remove crucible from oven and place in a desiccator to cool. Weigh. Determine dry weight of sample by subtracting the weight of the crucible. Determine the dry weight fraction of the sample as follows:

NOTE: The drying oven should be contained in a hood or vented. Significant laboratory contamination may result from a heavily contaminated hazardous waste sample.

$$\text{dry weight fraction} = \frac{\text{g of dry sample}}{\text{g of sample}}$$

11.2 Sample Preparation

11.2.1 Sludge/Waste Samples

11.2.1.1 Weigh out 20 ± 0.5 grams of wet sample into a 150-mL beaker.

11.2.1.2 If the sample has not been acidified, acidify to a $\text{pH} \leq 2$ with approximately 0.3 mL concentrated HCl.

11.2.1.3 Add 25 grams $\text{Mg}_2\text{SO}_4 \cdot \text{H}_2\text{O}$ (Sec. 7.4) and stir to a smooth paste.

11.2.1.4 Spread paste on sides of beaker to facilitate evaporation. Let stand about 15-30 min or until material is solidified.

11.2.1.5 Remove solids and grind to fine powder in a mortar.

11.2.1.6 Add the powder to the paper extraction thimble.

11.2.1.7 Wipe beaker and mortar with pieces of filter paper moistened with n-hexane and add to thimble.

11.2.1.8 Fill thimble with glass wool (or glass beads).

11.2.2 Sediment/Soil Samples

11.2.2.1 Decant and discard any water layer on a sediment sample. Mix sample thoroughly, especially composited samples. Discard any foreign objects such as sticks, leaves, and rocks.

11.2.2.2 Blend 10 grams of the sample with 10 grams of anhydrous sodium sulfate (Sec. 7.5) as described in Section 11.2.1. Transfer homogenized paste to an extraction thimble and cover with glass wool or glass beads. The extraction thimble must drain freely for the duration of the extraction period.

11.3 Extraction

11.3.1 Set-up the Soxhlet apparatus containing the extraction thimble and sample and attach a 125-mL boiling flask containing 90 mL of n-hexane. Add boiling chips. Adjust the heating control on the heating mantle so that a cycling rate of 20 cycles/h is obtained. Extract for a period of 4 hrs.

11.3.2 Tare a clean 250-mL or appropriate sized boiling flask as follows:

11.3.2.1 Dry the flask in an oven at 105-115°C for a minimum of 2 h.

11.3.2.2 Remove from the oven and immediately transfer to a desiccator to cool at room temperature.

11.3.2.3 When cool, remove from the desiccator with tongs and weigh immediately on a calibrated balance.

11.3.3 At the end of the 4 h extraction period, filter the extract through grease-free cotton, into the pre-weighed boiling flask (Sec. 11.3.2). Use gloves to avoid adding fingerprints to the flask.

11.3.4 Rinse flask and cotton with n-hexane and add to the 250-mL boiling flask.

NOTE: If the extract is clear and no suspended particles are present, the filtration step may be omitted.

11.3.5 Connect the boiling flask to the distilling head apparatus and distill the solvent by immersing the lower half of the flask in a water bath or a steam bath. A heating mantle may also be used. Adjust the temperature of the heating device to complete the distillation in less than 30 minutes. Collect the solvent for reuse or appropriate disposal.

11.3.6 When the distillation is complete, remove the distilling head. Immediately remove the flask from the heat source and wipe the outside to remove excess moisture and fingerprints. To remove solvent vapor, sweep out the flask for 15 sec with air by inserting a glass tube that is connected to a vacuum source.

11.3.7 Cool the boiling flask in a desiccator for 30 min and weigh. Determine the gain in weight of the boiling flask by subtracting the weight of the boiling flask (Sec. 11.3.2) from the final boiling flask weight.

12.0 DATA ANALYSIS AND CALCULATIONS

Calculate the concentration of HEM in the sample as follows:

$$\text{HEM (mg/kg wet weight)} = \frac{\text{gain in weight of flask(mg)} \times 1000}{\text{weight of wet solid(g)}}$$

NOTE:

If it is necessary to report the results on a dry weight basis, divide the result obtained above by the dry weight fraction calculated in Sec. 11.1.3. Report the results as mg/kg HEM dry weight. If it is necessary to report the results as a percentage of the wet or dry weight, divide the wet-weight concentration or dry weight concentration by 10,000 and report the result as % HEM wet or dry weight.

13.0 METHOD PERFORMANCE

In a preliminary study designed to find a suitable replacement for Freon-113, three EPA contract laboratories evaluated a total of 28 solid samples derived from various industrial and commercial processes for oil and grease. This study evaluated a total of six solvents, including n-hexane, to determine which of the alternative solvents produced results most closely with that of Freon-113. In this study, each waste was Soxhlet-extracted in triplicate using Freon-113 and each of the alternative solvents. Based on the overall results, n-hexane was judged to be the best alternative solvent. The data provided in Table 1 compare the results for Freon-113 and n-hexane for each waste. For a complete discussion of this study, refer to reference 1 in Section 16.0.

14.0 POLLUTION PREVENTION

14.1 Pollution prevention encompasses any technique that reduces or eliminates the quantity and/or toxicity of waste at the point of generation. Numerous opportunities for pollution prevention exist in laboratory operation. The EPA has established a preferred hierarchy of environmental management techniques that places pollution prevention as the management option of first choice. Whenever feasible, laboratory personnel should use pollution prevention techniques to address their waste generation. When wastes cannot be feasibly reduced at the source, the Agency recommends recycling as the next best option.

14.2 For information about pollution prevention that may be applicable to laboratories and research institutions consult *Less is Better. Laboratory Chemical management for Waste Reduction* available from the American Chemical Society's Department of Government Relations and Science Policy, 1155 16th St., N.W. Washington, D.C. 20036, (202) 872-4477.

15.0 WASTE MANAGEMENT

The Environmental Protection Agency requires that laboratory waste management practices be conducted consistent with all applicable Federal, state and local rules and regulations. The Agency urges laboratories to protect the air, water, and land by minimizing and controlling all releases from hoods and bench operations, complying with the letter and spirit of any sewer

discharge permits and regulations, and by complying with all solid and hazardous waste regulations, particularly the hazardous waste identification rules and land disposal restrictions. For further information on waste management, consult *The Waste Management Manual for Laboratory Personnel* available from the American Chemical Society at the address listed in Sec. 14.2.

16.0 REFERENCES

1. Preliminary Report of EPA Efforts to Replace Freon for the Determination of Oil and Grease, United States Environmental Protection Agency, Office of Water, EPA-821-93-009. June 1993.
2. Method 1664, Revision A: n-Hexane Extractable Material (HEM; Oil and Grease) and Silica Gel Treated N-Hexane Extractable Material (SGT-HEM) by Extraction and Gravimetry.

17.0 TABLES, DIAGRAMS, FLOWCHARTS, AND VALIDATION DATA

The pages to follow contain Table 1, and a flow diagram of the method procedure.

TABLE 1

SOXHLET EXTRACTION OF SOLIDS USING FREON-113 AND N-HEXANE
All concentrations in mg/kg

Facility/ Process	Waste Stream	Solvent: Freon Hexane	Rep No. 1	Rep No. 2	Rep No. 3	Mean Concen- tration	Standard Deviation
Paper Mill	Dewatered Sludge	Freon Hexane	11000 6600	5300 2400	7900 11000	8000 6600	2762 4203
POTW	Sewage Sludge	Freon Hexane	98000 110000	81000 86000	81000 80000	87000 91000	9940 13281
Leather Tannery	Dewatered Sludge	Freon Hexane	11000 21000	12000 15000	12000 19000	12000 18000	732 3201
POTW	Digested Sludge	Freon Hexane	130000 54000	97000 76000	66000 48000	98000 59000	33028 14516
Petroleum Refinery	API Separator Sludge	Freon Hexane	320000 240000	350000 320000	250000 240000	310000 270000	53257 43822
Industrial Laundry	DAF Sludge	Freon Hexane	310000 290000	310000 360000	240000 180000	290000 280000	41717 90819
Fish Oil Plant	Oily Sludge	Freon Hexane	890000 440000	1000000 530000	770000 460000	890000 480000	131249 46318
Coke Plant	Waste Activated Sludge	Freon Hexane	8300 14000	8000 19000	18000 15000	11000 16000	5505 2732
Wood Preserving Plant	Solid Waste	Freon Hexane	150000 140000	140000 130000	140000 130000	140000 130000	3512 6557
Drilling Fluid Supplier	Used drilling mud	Freon Hexane	1300 1300	1600 1200	1300 1600	1400 1400	157 201
Contam. Soils	Kerosene Contaminated Soil	Freon Hexane	2000 2500	1400 3200	1900 2600	1700 2800	352 410
Poultry Plant	Waste Activated Sludge	Freon Hexane	38000 5900	11000 11000	40000 46000	30000 21000	16263 21795
Rolling Mill	Dewatered Scale	Freon Hexane	11000 14000	14000 14000	17000 16000	14000 15000	2884 983
Mayonnaise Plant	Oily Sludge	Freon Hexane	880000 590000	850000 780000	780000 520000	840000 630000	50521 132020
Seafood Plant	Waste Sludge	Freon Hexane	64000 34000	31000	53000 27000	58000 31000	7526 3867

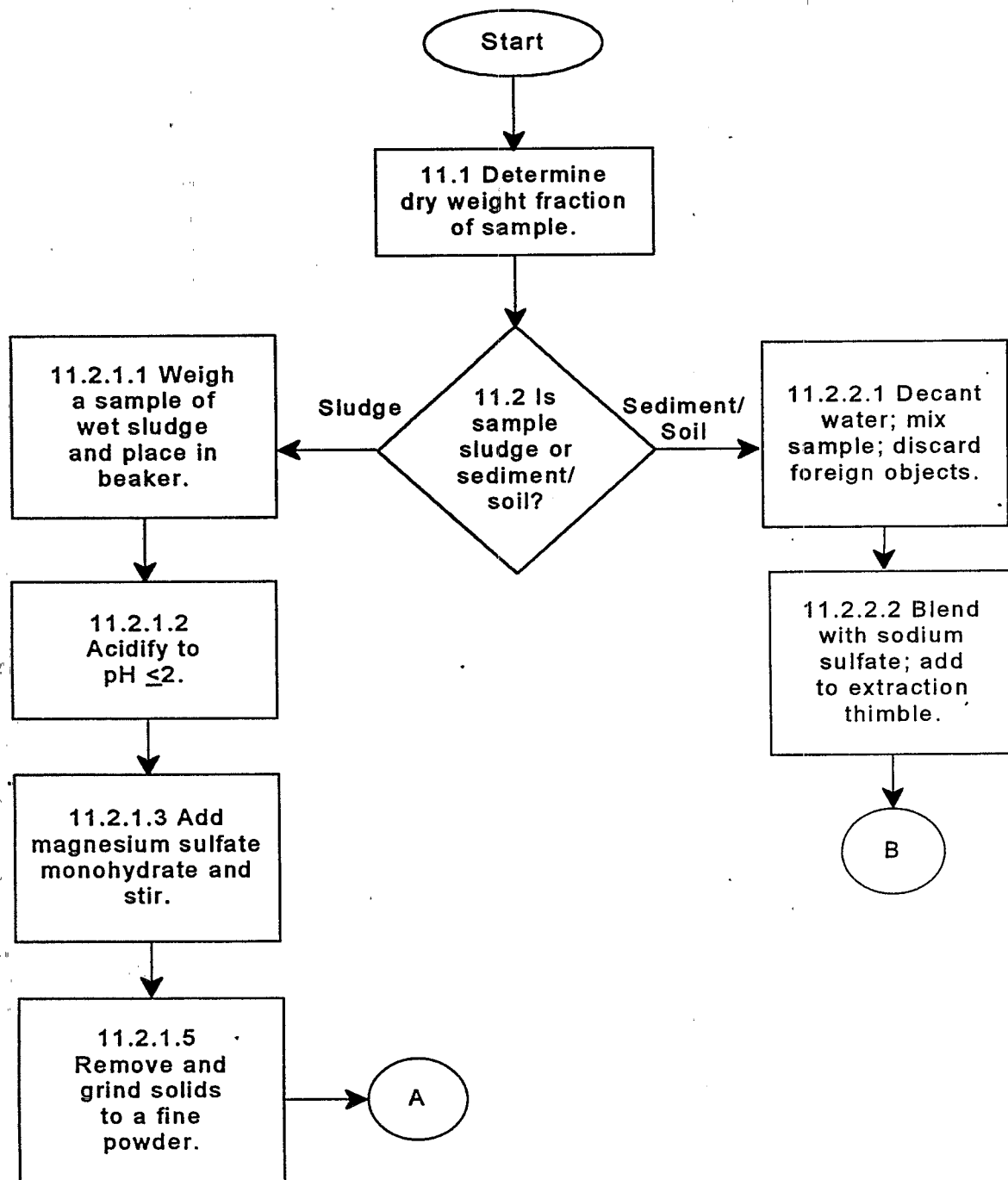
TABLE 1
(CONTINUED)

Facility/ Process	Waste Stream	Solvent: Freon Hexane	Rep No. 1	Rep No. 2	Rep No. 3	Mean Concen- tration	Standard Deviation
Seafood Plant	Oily Sludge	Freon Hexane	400000 400000	410000 390000	430000 390000	410000 400000	16371 7095
Poultry Plant	DAF Sludge	Freon Hexane	670000 530000	600000 530000	570000 530000	610000 530000	49549 2449
Railroad Yard	Oily Sludge	Freon Hexane	870000 850000	920000 840000	870000 830000	890000 840000	27906 6884
Can Manufact Plant	Filter Cake	Freon Hexane	62000 69000	62000 64000	60000 66000	61000 66000	976 2615
Soup Plant	DAF Sludge	Freon Hexane	600000 580000	590000 520000	610000 600000	600000 570000	10066 40361
Oily Water Treatment Plant	Oily Sludge	Freon Hexane	76000 77000	75000 60000	70000 79000	74000 72000	3215 10713
Can Manufact Plant	Oily Sludge	Freon Hexane	94000 80000	88000 90000	94000 83000	92000 85000	3291 4992
Can Manufact Plant	Filter Cake	Freon Hexane	290000 290000	290000 290000	300000 290000	290000 290000	6217 2029
Drum Handling Facility	Oily Sludge	Freon Hexane	1200000 990000	1100000 1000000	1200000 980000	1200000 1000000	57735 27319
Polymer Plant	Dewatered Sludge	Freon Hexane	13000 8400	12000 6900	8200 9100	11000 8100	2524 1122
Restaurant	Vegetable Oil Waste	Freon Hexane	760000 1100000	610000 980000	780000 980000	720000 1000000	92060 80064
Leather Tannery	Waste Sludge	Freon Hexane	180000 240000	220000 270000	190000 210000	190000 240000	22140 31177

Source: Reference 1

METHOD 9071B

n-HEXANE EXTRACTABLE MATERIAL (HEM) FOR SLUDGE, SEDIMENT, AND SOLID SAMPLES



METHOD 9071B

n-HEXANE EXTRACTABLE MATERIAL (HEM) FOR SLUDGE, SEDIMENT, AND SOLID SAMPLES
(Continued)

