EPA-450/4-80-034

Northeast Corridor Regional Modeling Project Continuous Non-methane Organic Compound Data Collection

by

PEDCo Environmental, Inc.
11499 Chester Road
Cincinnati, Ohio 45246

Contract No. 68-02-3519

EPA Project Officer: Edward J. Hanks, Jr.

U.S. ENVIRONMENTAL PROTECTION AGENCY
Office of Air, Noise, and Radiation
Office of Air Quality Planning and Standards
Research Triangle Park, North Carolina 27711

November 1980

This document is issued by the Environmental Protection Agency to report technical data of interest to a limited number of readers. Copies are available free of charge to Federal employees, current EPA contractors and grantees, and nonprofit organizations - in limited quantities - from the Library Services Office (MD-35), U.S. Environmental Protection Agency, Research Triangle Park, North Carolina 27711; or, for a fee, from the National Technical Information Service, 5285 Port Royal Road, Springfield, Virginia 22161.

This report was furnished to the Environmental Protection Agency by PEDCo Environmental, Inc., Cincinnati, Ohio 45246, in fulfillment of Contract No. 68-02-3519. The contents of this report are reproduced herein as received from PEDCo Environmental, Inc. The opinions, findings and conclusions expressed are those of the author and not necessarily those of the Environmental Protection Agency.

Publication No. EPA-450/4-80-034

CONTENTS

	Page
Figures	iv
Tables	v
1. Introduction	1
2. Calibration Procedures	8
Introduction	8
NMOC calibration	9
Oxides of nitrogen calibration	14
3. Quality Assurance Program	16
Introduction	16
Daily zero and span checks	16
Precision checks	20
Systems audit	20
Data validation and audit	45
4. Data Summary	46
Introduction	46
Boston area sites	49
New York City area sites	50
Baltimore area sites	52
Washington D.C. area sites	53
Appendix A Local Operators Standard Operation Procedure (SOP)	55
Appendix B Hourly Average Reports	66

FIGURES

Number		Page
1	Boston Area Monitoring Sites	4
2	New York City Area Monitoring Sites	5
3	Baltimore and Washington, D.C. Area Monitoring Sites	6
4	Calibration Data Form	10
5	Daily Check Sheet	17
6	Daily Zero-Span Data Sheet	18

TABLES

Number		Page
1	Site Locations - Northeast Corridor Regional Modeling Project Continuous Non-methane Organic Compound Data Collection	2
2	NMOC Calibration Gas Concentrations as Certified by U.S. EPA	9
3	1980 NECRMP Precision Check Program	21
4	Northeast Corridor NMOC Audit Summary	38
5	Northeast Corridor Audit Summary	44
6	Northeast Corridor Data Capture Summary	47

SECTION 1
INTRODUCTION

During the period from June 1, 1980 to September 12, 1980 the U.S. EPA implemented an extensive field monitoring program in the Boston, Baltimore, New York City and Washington, D.C. areas. This monitoring program was to provide support for the development of effective and equitable ozone control in the Northeast Urban Corridor. Monitoring data provide essential inputs for application of the SAI Urban Air Shed Model (UAM) which can be used to evaluate alternative control scenarios.

The Urban Air Shed Model (UAM) is a mathematical model that simulates the complex physical and chemical processes that have been determined to be important in the formation of photochemical oxidants. This model employs a sophisticated emission inventory routine for mobile and stationary sources of non-methane organic compounds (NMOC) and oxides of nitrogen (NO_x) emissions. Meteorological input includes hourly measurements of wind speed, wind direction and mixing height for a number of locations in the area. The UAM requires input data for parameters appropriate to the chemical reaction scheme. Finally, the UAM requires continuous air quality measurement data to specify initial and boundary conditions.

The development of an equitable ozone precursor control strategy for the Northeast Corridor is contingent upon the availability of a photochemical model. While the UAM has been successfully applied in a number of areas, it is important to ascertain its applicability to the unique conditions that exist in the Northeast Corridor. An adequate data base of continuous NMOC data is paramount to the determination of the applicability of the UAM to this area of the country.

PEDCo was contracted to install and operate MSA model 11-2 non-methane organic compound (NMOC) continous analyzers at 17 locations throughout the Northeast Corridor. Additionally, PEDCo was contracted to operate two continuous oxides of nitrogen (NO-NO_x) analyzers (Bendix model 8101B) in the Baltimore-Washington area.

The majority of the sites used during the project were existing air monitoring sites operated by state and local air pollution control agencies. Four sites in the New York City area were located and installed by PEDCo; these were the Brooklyn (N10), Queens (N12), New Brunswick (N2), and the Newark (N7) sites. The location of the monitoring sites and the analyzers used at the sites are shown in Table 1 and Figures 1, 2, and 3.

All equipment necessary for the monitoring network was delivered to the sites in mid-May. The installation of the sites began immediately thereafter. The four Boston sites (M1, M2, M4 and M5) were all installed and

TABLE 1. SITE LOCATIONS - NORTHEAST CORRIDOR REGIONAL MODELING PROJECT CONTINUOUS NON-METHANE ORGANIC COMPOUND DATA COLLECTION

Site No.		Date site on line	Area 11-2, NMOC serial No.	Bendix 8101B $NO-NO_x$ No.	SAROAD No.
M1	North Easton Post Office Rte. 138 and Main Street North Easton, MA	5/31/80	2063		220535001A05
M2	Medfield State Hospital, Medfield, MA	5/26/80	2066		221210001A05
M4	Victory Field Watertown, MA	5/28/80	2061		222380005A05
M5	Boston Edison Substation Berman Avenue East Boston, MA	5/29/80	2064		220240021A05
N2	Meteorology Bldg. Cook College, Nichol Ave. New Brunswick, N.J.	6/2/80	2065		313500002A05
N6	Lower and Range Streets Linden, N.J.	6/20/80	2058		312580002A05
N7	Faculty Memorial Hall New Jersey Institute of Technology Warren and Summit Streets Newark, N.J.	6/7/80 7/17/80	2056 2054		313480004A05 313480004A05

(continued)

TABLE 1 (continued)

Site No.		Date site on line	Area 11-2, NMOC serial No.	Bendix 8101B $NO-NO_x$ No.	SAROAD No.
N8	Hudson Co. Park Bayonne, N.J.	5/23/80	2062		310180003A05
N10	Maintenance Bldg. Prospect Park Brooklyn, N.Y.	6/1/80	2059		334680085A05
N12	Steinway Post Office 4304 Broadway Long Island City, N.Y.	6/23/80	2057		334680084A05
B3	Read St. and Guilford St. Baltimore, MD	5/18/80	2047	039562	210120004A05
B5	Guilford St. and 22nd St. Baltimore, MD	5/18/80	2050		210120018A05
B6	Woodward and Franklin Sts. Essex, MD	5/19/80	2052		210680001A05
W2	Camp Upshur St. Rte. 234 Prince William Co., VA	6/15/80	2053		482520008A05
W3	Aurora Hills Community Center 735 18th St. South Arlington, VA	6/3/80	2051		480200020A05
W5	West End Library N.W. 24th and N.W. L. Street Washington, D.C.	6/6/80	2060	090534	090020017A05
W9	Fort George Meade Y Street Fort George Meade, MD	7/8/80	2055		210080019A05

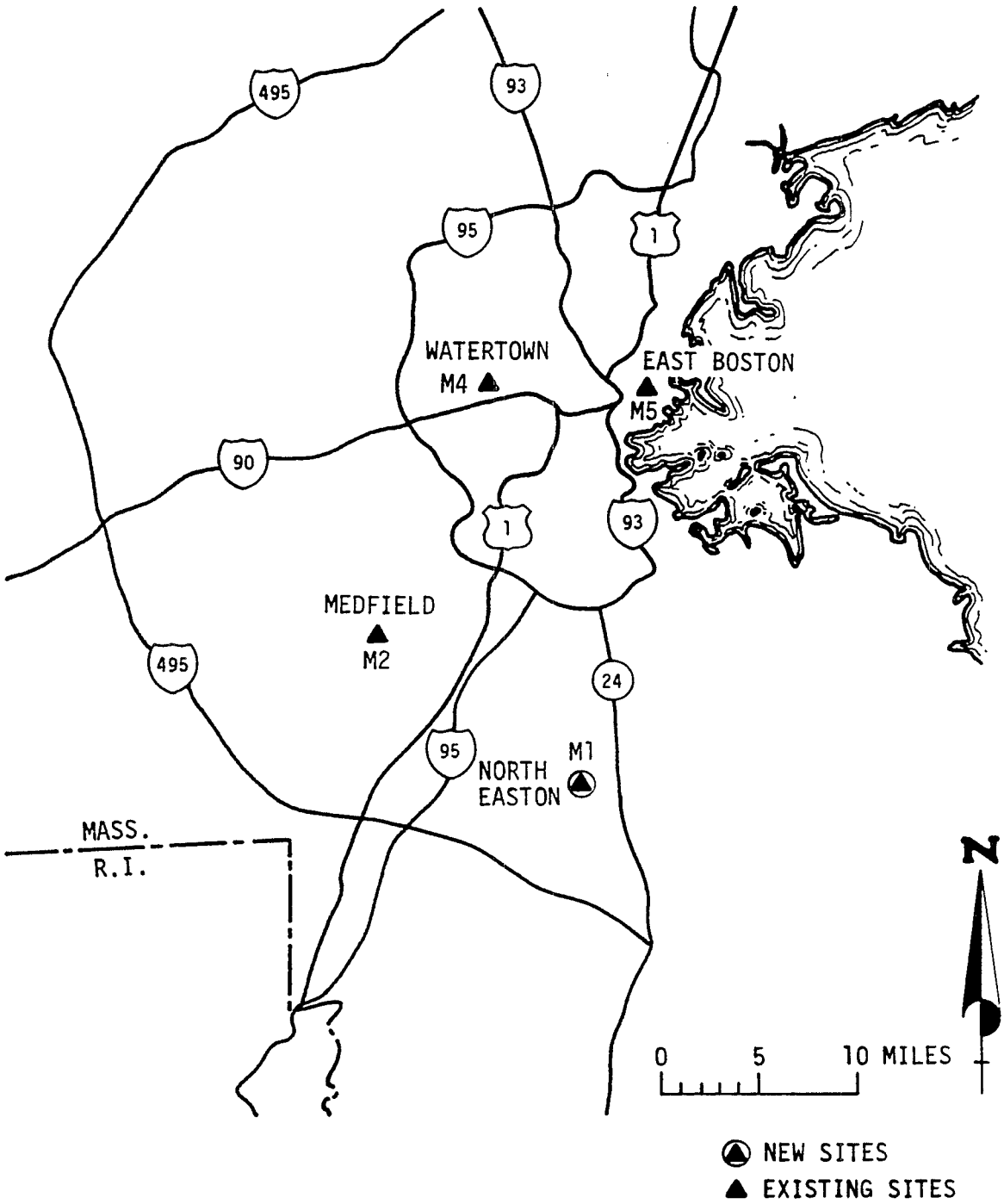

Figure 1. Boston area monitoring sites.

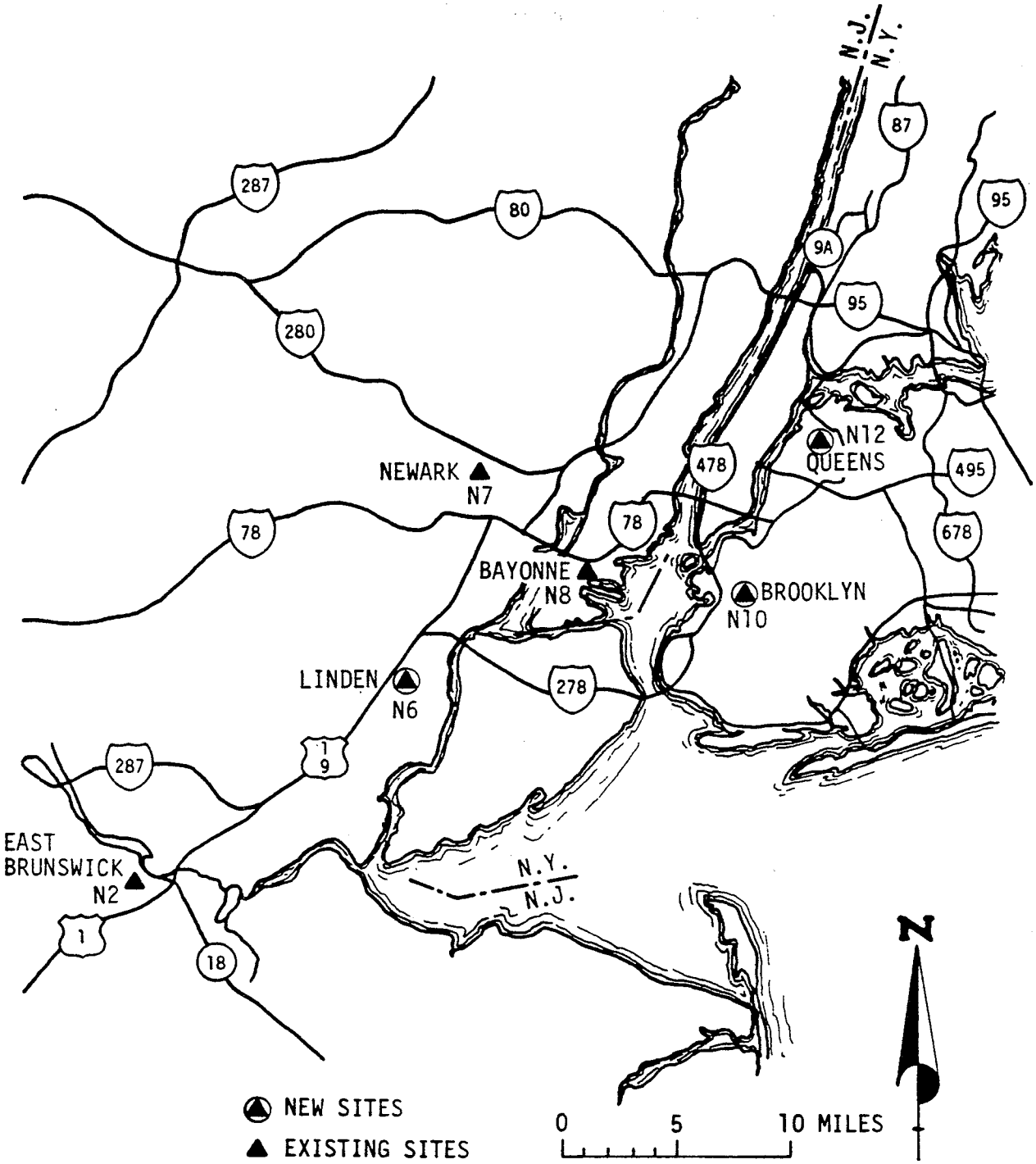

Figure 2. New York City area monitoring sites.

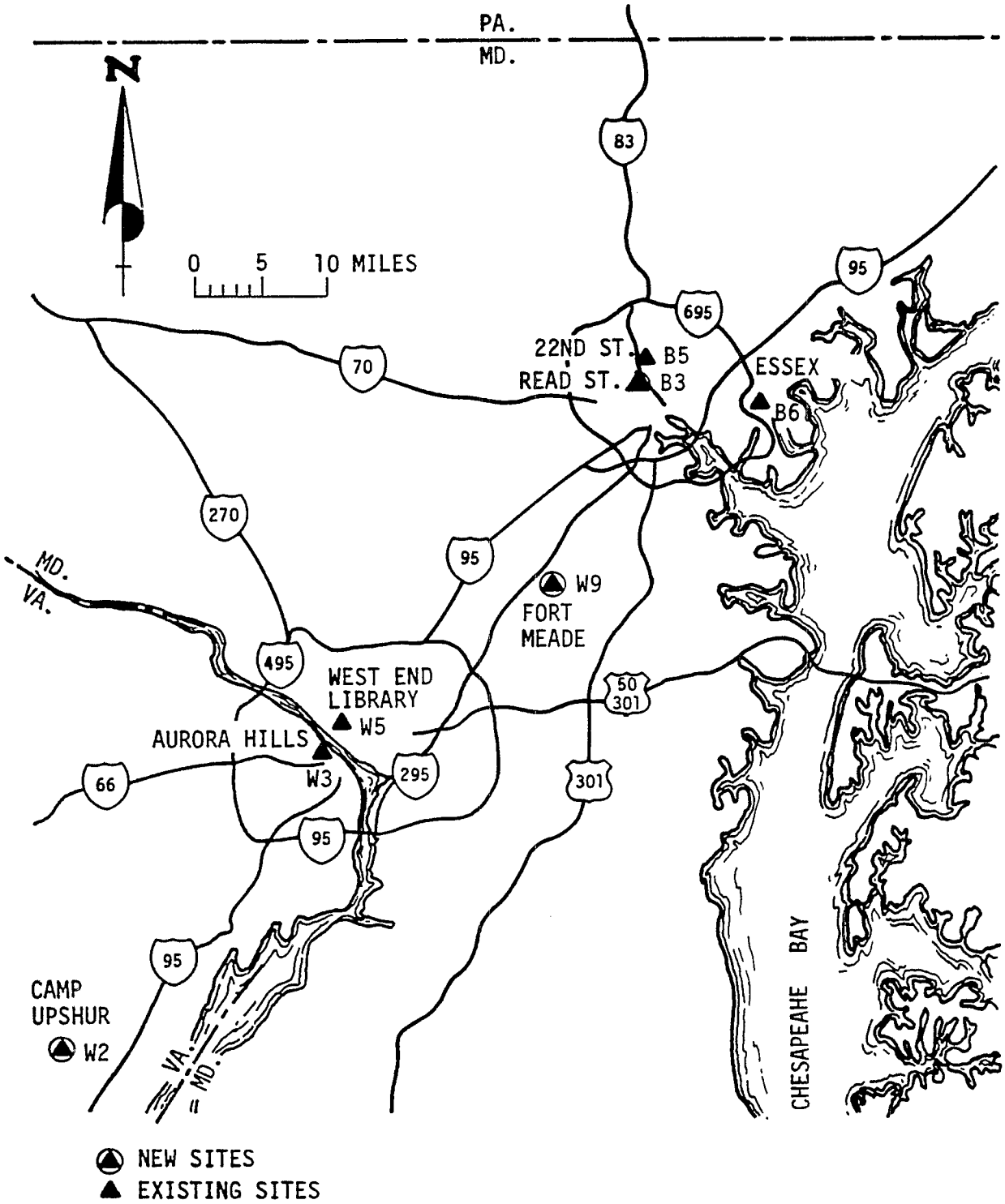

Figure 3. Baltimore and Washington D.C. area monitoring sites.

calibrated by the end of May. The New York City area sites took somewhat more time to install and calibrate. Three of the sites, N2, N7 and N8 were on line by the end of May or early June. Site N7 was delayed until June 6, 1980, as a result of relocating the site from a trailer in Newark operated by the State of New Jersey, to Faculty Memorial Hall at the New Jersey Institute of Technology. The initial site was found to be unsatisfactory due to its proximity to a newspaper printing plant. Site N10 in Brooklyn was installed by the first of June, however, instrument malfunctions prevented the instrument from becoming operational until June 17, 1980.

Site N6 in Linden, New Jersey came on line on June 20, 1980. This site was delayed because of problems another contractor encountered in obtaining a trailer and the necessary electrical connections for the site.

Site N12 in Queens, New York came on line on June 23, 1980. This site was delayed due to long and unsuccessful negotiations with Consolidated Edison concerning locating the site at their Astoria Power Plant. After another series of negotiations, the site was located at the Steinway Post Office at 4304 Broadway Avenue, Long Island City, New York.

The three Baltimore sites, B3, B5 and B6 were all installed and on-line by the end of May. Sites W3 and W5 were both on line by the first week in June, Site W2 in Prince William County, Virginia was not on line until June 15, 1980, because of a defective printed circuit board. Site W9 at Fort Meade, Maryland, was not on line until July 8, 1980 due to problems the State of Maryland had in obtaining a trailer and the necessary electrical connections for the site.

Calibration procedures, quality assurance activites, and a discussion of the data can be found in the subsequent sections.

SECTION 2
CALIBRATION PROCEDURES

2.1 INTRODUCTION

The NMOC and NO-NO_x analyzers were scheduled to be calibrated approximately every two weeks, however, this schedule was not always met. This was due primarily to instrument malfunctions, the necessity of accompanying the auditor during the two system audits and the distances between some of the sites.

Every effort was made to calibrate each site within the prescribed time frame. However, priority was given to those sites which were subject to downtime or drifting out of calibration. Those sites which did not exhibit excessive drift were given a lower priority and were calibrated after the problem sites had been serviced and calibrated.

The calibration procedure used for the NMOC analyzers is based upon a procedure developed by the U.S. EPA prior to the start of the project. The EPA calibration procedure was used for the startup of the monitoring network. Apparently the procedure, which involved the closing of a bleed regulator on the moisture trap, caused condensation within the instrument, especially when it was sampling high humidity atmospheres. The condensation would then clog the flow restrictors in the burner assembly and cause the flames to become unstable and eventually be extinguished.

After consultation and approval of both EPA and MSA PEDCo decided to modify both the procedure and the instrument. A second moisture trap, two valves, two pressure gauges, and a sight tube were installed. The valves were set to maintain a 10 psi pressure differential between the two moisture traps. This would serve to "squeeze" out the majority of the moisture in the air being sampled. Water that accumulated in the first moisture trap was drained by the local operator during the daily site visit.

The procedure was then modified to reflect the addition of the second moisture trap. The closing of the moisture trap bleed regulator was made permanent, not just during the calibration. By eliminating the bleed flow, the condensation problem was stabilized because no changes in pressure were made during either calibrations or daily zero/span checks. Additionally, this reduced the sample flow and helped to conserve the calibration gases.

All of the above modifications were in place by July 1, 1980.

2.2 NMOC CALIBRATION

2.2.1 Calibration Equipment

The NMOC analyzers were calibrated using EPA certified methane and propane calibration gases. The gases were certified both prior to and after the completion of the project. There were negligible changes in the concentrations of the tanks. Table 2 lists the tanks and certified concentrations.

TABLE 2. NMOC CALIBRATION GAS CONCENTRATIONS AS CERTIFIED BY U.S. EPA

Cyl. No.	Concentration	
	4/30/80	10/14/80
BAL 1222	248 ppm C_3H_8	249 ppm C_3H_8
BAL 1214	250 ppm C_3H_8	249 ppm C_3H_8
BAL 1201	754 ppm CH_4	748 ppm CH_4
BAL 1207	752 ppm CH_4	748 ppm CH_4
BAL 1236	749 ppm CH_4	746 ppm CH_4

These gases were then diluted with compressed air (<0.01 ppm HC) using a porous plug dilution system. The system used throughout the project was Serial No. RTI-PE-103. Flows were measured with a Hastings NBS traceable bubblemeter, Serial No. 505.

2.2.2 Calibration Procedure

The following is the stepwise procedure used to calibrate the MSA 11-2 NMOC continuous analyzer. The analyzer should be allowed to warm up for approximately 24 hours prior to calibration.

NOTE: The analyzer was calibrated and operated with the electrometer in the subtraction mode.

All calibration data was recorded on a calibration data form (Figure 4).

1. Check the sample pressure gauges inside the oven against the values given on the data sheet. Measure the flow rate at each backpressure regulator; it should be approximately 1 cfh (0.5 L/min). If necessary, adjust the CH_4 or NMOC sample adjust valves to provide the correct flow.

   NOTE: Check gauges and backpressure regulator vent flows in the oven as quickly as possible to minimize the disruption of thermal equilibrium inside the oven.

NORTHEAST CORRIDOR REGIONAL MODELING PROJECT CONTINUOUS NON-METHANE ORGANIC COMPOUND DATA COLLECTION - PN 3489

CALIBRATION DATA FORM FOR MSA MODEL 11-2 HYDROCARBON ANALYZER

Site: _____
Date: _____
Analyzer S/N: _____
Analyzer off line at: _____
Analyzer on line at: _____
NOTES: _____
_____

Snubber RTI-PE # _____
Bubble Meter # _____
Zero Air Cyl # _____
CH_4 Cyl # _____ _____ ppm
C_3H_8 Cyl # _____ _____ ppm
Temperature _____°C
Barometric Pressure _____" Hg

Analyzer Pot Settings: Zero NMOC _____ CH_4 _____
Span NMOC _____ CH_4 _____

Correction Factor for Temperature, Barometric Pressure, and Vapor Pressure of Water:

$$\frac{(\quad)-(\quad)}{29.92} \times \frac{298}{(\quad)} = _____ \text{ Correction factor}$$

METHANE CALIBRATION:

Dilution flow: _____ psi CH_4 Zero _____% NMOC Zero _____%

$$\frac{1000}{(\quad)} \times (\quad) = _____ \text{ SCCM Zero Air}$$

#1 Point: Pollutant pressure: _____ psi Toggles 1 2 3

$$\frac{10}{(\quad)} \times (\quad) = _____ \text{ SCCM } CH_4$$

$$\frac{(\quad)(\quad)}{(\quad)+(\quad)} = _____ \text{ ppm } CH_4$$

_____ % Chart CH_4 _____% Chart NMOC

#2 Point: Pollutant pressure: _____ psi Toggles 1 2 3

$$\frac{10}{(\quad)} \times (\quad) = _____ \text{ SCCM } CH_4$$

$$\frac{(\quad)(\quad)}{(\quad)+(\quad)} = _____ \text{ ppm } CH_4$$

_____ % Chart CH_4 _____ % Chart NMOC

#3 Point: Pollutant pressure: _____ psi Toggles 1 2 3

$$\frac{10}{(\quad)} \times (\quad) = _____ \text{ SCCM } CH_4$$

$$\frac{(\quad)(\quad)}{(\quad)+(\quad)} = _____ \text{ ppm } CH_4$$

_____ % Chart CH_4 _____% Chart NMOC

Figure 4.

#4 Point: Pollutant pressure: _____ psi Toggles 1 2 3

$\frac{10}{(\quad)}$ x ( ) = _____ SCCM CH_4

$\frac{(\quad)(\quad)}{(\quad)+(\quad)}$ = _____ ppm CH_4

_____ % Chart CH_4 _____ % Chart NMOC

CH_4 SLOPE: _____ INTERCEPT: _____ CORR: _____

NMOC CALIBRATION:

Dilution flow: _____ psi CH_4 Zero _____% NMOC Zero _____ %

$\frac{1000}{(\quad)}$ x ( ) = _____ SCCM Zero Air

#1 Point: Pollutant pressure: _____ psi Toggles 1 2 3

$\frac{10}{(\quad)}$ x ( ) = _____ SCCM C_3H_8

$\frac{(\quad)(\quad)}{(\quad)+(\quad)}$ = _____ ppm C_3H_8

_____ % Chart CH_4 _____ % Chart NMOC

#2 Point: Pollutant pressure: _____ psi Toggles 1 2 3

$\frac{10}{(\quad)}$ x ( ) = _____ SCCM C_3H_8

$\frac{(\quad)(\quad)}{(\quad)+(\quad)}$ = _____ ppm C_3H_8

_____ % Chart CH_4 _____ % Chart NMOC

#3 Point: Pollutant pressure: _____ psi Toggles 1 2 3

$\frac{10}{(\quad)}$ x ( ) = _____ SCCM C_3H_8

$\frac{(\quad)(\quad)}{(\quad)+(\quad)}$ = _____ ppm C_3H_8

_____ % Chart CH_4 _____ % Chart NMOC

#4 Point: Pollutant pressure: _____ psi Toggles 1 2 3

$\frac{10}{(\quad)}$ x ( ) = _____ SCCM C_3H_8

$\frac{(\quad)(\quad)}{(\quad)+(\quad)}$ = _____ ppm C_3H_8

_____ % Chart CH_4 _____ % Chart NMOC

NMOC SLOPE: _____ INTERCEPT: _____ CORR: _____

Figure 4.

2. Place the HI/LO range switch in the LO position.

3. Place the stream selector valve in the ZERO position and allow sufficient time for the meter pointer or recorder to stabilize.

4. Adjust both ZERO controls (channels 1 and 2) to obtain an appropriate baseline reading for both the CH_4 and NMOC channels. The baseline should be set at approximately 5%.

5. Connect the zero air source to be used during calibration to the analyzer by means of a calibration manifold or "tee".

6. Place the stream selector valve in the SAMPLE position and allow sufficient time for the meter pointer or recorder to stabilize.

7. Compare this value with the zero value obtained using the zero air that will be used during the calibration. Note any differences.

8. Upon initial setup the balance controls, located in the oven, are adjusted to their maximum (clockwise) position.

9. With the stream selector valve in the SAMPLE position, introduce a high CH_4 concentration (between 70 and 95% of the upper range limit).

10. When the CH_4 channel reading has stabilized, unlock the CH_4 span control (channel 2) and adjust it to provide the correct reading based on the CH_4 calibration gas concentration, as follows:

$$\text{recorder reading (\% chart)} = \left(\frac{[CH_4]}{URL} \times 100\right) + Z$$

where: $[CH_4]$ = the CH_4 calibration concentration in ppm C
URL = Upper Range Limit (10 ppm C)
Z = Zero offset in % of chart

11. If this results in a span control setting over approximately 300, decrease the CH_4 hydrogen pressure slightly to increase the CH_4 sensitivity; this should result in a lower span control setting.

NOTE: If the CH_4 burner response increases by increasing the hydrogen pressure, the burner is operating on the wrong side of its peak response curve, and the hydrogen pressure should be increased until the response decreases with increasing hydrogen pressure.

12. Lock the CH_4 span control and adjust the NMOC span control to the same setting and lock it.

13. If the hydrogen pressure was adjusted, recheck the zero values and adjust if necessary.

14. If the NMOC response (channel 1) is greater than or less than the baseline set in Step 4, the two channels are not properly balanced. If the channels are balanced, proceed to Step 19.

15. If the NMOC response is greater than the baseline, reduce the NMOC response by adjusting the NMOC balance control (located in the oven) counter clockwise until the NMOC response equals the baseline.

16. If the NMOC response is less than the baseline, increase the NMOC response by reducing the hydrogen pressure to the NMOC burner (No. 1) until the NMOC response equals the baseline.

17. If any adjustments as described in Steps 15 and 16 are made, it is necessary to recheck the zero values, and adjust if necessary. Then reintroduce the CH_4 high concentration and recheck the CH_4 and NMOC span control settings to insure that the adjustments made in Steps 15 and 16 have not affected these readings. Adjust the span controls if necessary. Record the final CH_4 recorder response on the calibration data form.

18. If the NMOC response is still not equal to the baseline value set in Step 4, repeat the balancing procedure in Steps 15 and 16.

19. Introduce three additional CH_4 concentrations to establish linearity. These concentrations should be approximately equally spaced over the scale range.

20. For each CH_4 concentration record the CH_4 (channel 2) recorder response on the calibration data sheet and determine the calibration curve.

21. Introduce a high propane concentration (between 70 and 95% of the upper range limit).

22. When the NMOC reading (channel 1) has stabilized, unlock the NMOC span control and adjust it to provide the correct ppm C reading based on the propane calibration gas concentration, as follows:

$$\text{recorder reading (\% chart)} = \left(\frac{[C_3H_8]\times 3}{URL} \times 100\right) + Z$$

where: $[C_3H_8]$ = the propane calibration concentration in ppm C_3H_8
URL = Upper Range Limit (10 ppm C)
Z = Zero offset in % of chart

23. Lock the NMOC span control (channel 1) and record the C_3H_8 concentration and recorder response on the calibration data form, and recheck the zero values on both channels.

24. Introduce three additional propane (C_3H_8) concentrations, spaced equally over the scale range, into the analyzer to establish linearity.

25. For each C_3H_8 concentration record the recorder response on the calibration data sheet and determine the calibration curve.

26. Record all dial settings on the calibration data form.

27. Disconnect the calibration line and connect the sampling line. Record on both strip charts the time that the analyzer was put back on line.

28. Perform a zero and span check. Record values on daily zero/span data sheet.

2.3 OXIDES OF NITROGEN CALIBRATION

2.3.1 Calibration Equipment

The two oxides of nitrogen ($NO-NO_x$) analyzers that were operated by PEDCo were Bendix Model 8101-B equipped with Perma-Pure dryers. The instrument serial numbers and their locations are listed in Table 1. These analyzers were scheduled to be calibrated every two weeks, however, for various reasons this schedule was not met. The analyzers were calibrated as frequently as time permitted and the quality of the data dictated.

The calibration unit was a Bendix Model 8861DA Gas Phase Titration (GPT) Calibrator, serial number 4658-3, EPA number 153353. Both the NO and NO_x channels were calibrated simultaneously by dilution using a 99 ppm NO calibration gas. The concentration of the NO calibration gas was certified by the U.S. EPA. Nitrogen dioxide (NO_2) concentrations were determined by subtraction of the NO response from the NO_x responses.

2.3.2 Calibration Procedure

The following is a stepwise procedure used to calibrate the Bendix 8101-B Oxides of Nitrogen Analyzer. All calibration data was recorded on the calibration data form shown in Figure 4. A separate $NO-NO_x$ calibration data form was not developed due to time constraints at the start of the project.

The calibration apparatus used meets the requirements specified in Appendix F of 40 CFR Part 50 as amended on December 1, 1976 (41FR52686).

1. Connect the AMBIENT SAMPLE IN line to the vented calibration manifold.

2. Adjust the dilution air flow and the air flow through the ozone generator to obtain an excess flow.

3. Place the MODE selector switch to the AMBIENT position.

4. Place the NO, NO_2, and NO_x PPM FULL SCALE range selector to the 0.5 ppm range.

5. Place the VALVE selector switch to the NO-NO_2-NO_x position.

6. Allow the analyzer to sample zero air from the calibration system. (The NO source should be vented to exhaust.)

7. Allow the instrument to run until a stable zero response is obtained to ensure that there is no zero drift.

8. Adjust the NO and NO_x ZERO adjustment controls so that the recorder responses are offset by +5% of scale.

9. Adjust the NO flow rate to generate an NO concentration of about 90% of the upper range limit of the NO range.

10. Unlock the NO SPAN adjustment control and adjust the control to obtain the recorder reading which correctly indicates the amount of the known NO concentration plus the 5% zero offset.

11. Unlock the NO_x SPAN adjustment control and adjust the control to obtain the recorder reading which correctly indicates the known NO_x concentration plus to 5% zero offset.

12. If there is substantial adjustment of the NO or NO_x span adjustment controls, repeat Steps 6 through 11. If there is not a substantial adjustment, record the recorder readings on the calibration data sheets and lock the SPAN controls.

13. Generate three (3) additional NO concentrations evenly spaced across the remaining 0-0.5 ppm range. Plot the analyzer responses taken from the NO and NO_x strip chart recorders and plot or calculate the NO and NO_x calibration curves. Record all recorder responses on the calibration data form.

14. Introduce a high NO_2 concentration (approximately 0.4 ppm generated by gas phase titration) to check the converter efficiency.

SECTION 3
QUALITY ASSURANCE PROGRAM

3.1 INTRODUCTION

Throughout the project several quality assurance activities were performed. These included a daily zero and span check, a two point precision check that was performed three times a week, two system audits that were performed by the EPA Contractor Research Triangle Institute (RTI) during the project, and a data audit, performed on the data after it has been reduced. The following sections will detail the above mentioned QA activities.

3.2 DAILY ZERO AND SPAN CHECKS

Each day during the project the monitoring sites were visited by the local operators to perform the daily checks. These checks were not to be done between the hours of 6 a.m. and 9 a.m. EST. The daily checks were recorded on the Daily Check Sheet (Figure 5). The daily zero/span checks were performed according to the Standard Operating Procedure (SOP) (Appendix A) developed prior to the monitoring period. The zero/span system utilized a needle flow controller and a system of "quick connect" valves to connect the appropriate cylinder to the analyzer. The zero and span values obtained were marked on the strip chart and recorded on the daily check sheet and the Daily Zero/Span Data Sheet (Figure 6). Zero and span values were also plotted on the reverse side of the Daily Zero/Span Data Sheet. Any time zero or span values were ± 10 percent of the calibration zero (including 5% offset) or span values, the local operators contacted the Project Manager in Cincinnati, the information was then relayed to the Field Project Manager. This communication system was also used whenever the instrument malfunctioned and the local operators could not restore the instrument to the proper operating mode.

Due to a delay in obtaining the NO-NO_x span gases the span checks were not begun until mid-July. No additional zero-span check sheets were prepared for the NO-NO_x analyzers, the span checks were recorded on the daily check sheets in addition to a periodic review of the charts by the field project manager.

As can be seen from the Daily Check Sheet (Figure 5) the local operator was also responsible for making routine checks on the instrument, strip chart recorders and gas cylinders. An additional check on the moisture traps was added during the study period and therefore was not incorporated onto the Daily Check Sheet, however, it is detailed in the SOP (Appendix A). The completed Daily Check sheets have been forwarded to the Project Officer.

NORTHEAST CORRIDOR REGIONAL MODELING PROJECT
CONTINUOUS NON-METHANE ORGANIC COMPOUND
DATA COLLECTION
PN 3489

DAILY CHECK SHEET

Site_____ Date_____

Operator_____ Time of arrival_____ Departure_____

Analyzer serial No._____

CHART READINGS AT TIME OF ARRIVAL

Ch. 1_____ Ch. 2_____

Is recorder chart paper in proper time synchronization?

YES_____ NO_____ (if NO, adjust and note on strip chart)

INSTRUMENT SETTINGS:

ZERO dial Ch. 1_____ Ch. 2_____

SPAN dial Ch. 1_____ Ch. 2_____

Oven temp (50-55°) _____

Oxidizer temp (320-350°)_____

Cutter temp (250-260°) _____

If temp. is out-of-range call PEDCo Project Manager IMMEDIATELY
E. Mullin (513) 782-4700

FLAME OUT INDICATORS

Ch. 1 ON____ OFF_____

Ch. 2 ON____ OFF_____

If indicator is ON consult SOP and call PEDCo Project Manager IMMEDIATELY

[on face of instrument]

H_2 #1 regulator_____ (psig)

H_2 #2 regulator_____ (psig)

Air regulator_____ (psig)

Adjust air press. to 20 psig if necessary and note on check sheet

CYLINDER PRESSURES (read the dial with the higher pressure scale)

Hydrogen (1000 psig)_____ precis. ck #1_____

Zero air (1000 psig)_____ precis. ck #2_____

Span gas (700 psig) _____

If pressure is less than indicated level call PEDCo Project Manager IMMEDIATELY

DAILY ZERO SPAN CHECK*

ZERO value Ch. 1_____ Ch. 2_____

SPAN value Ch. 1_____ Ch. 2_____

*If ZERO and/or SPAN value is greater than or less than 10% of the indicated value call the PEDCo Project Manager IMMEDIATELY
E. Mullin (513) 782-4700

Operators signature_____

Figure 5.

NORTHEAST CORRIDOR REGIONAL MODELING PROJECT CONTINUOUS NON-METHANE
ORGANIC COMPOUND DATA COLLECTION - PN 3489

DAILY ZERO - SPAN DATA SHEET

SITE: _____
ANALYZER S/N: _____
ZERO AIR CYL #: _____
SPAN GAS CYL #: _____

ANALYZER CALIBRATED __/__/80 BY: _____
NOTES _____

DATE:														
CHANNEL #1 ZERO														
IS ZERO VALUE * WITHIN 10% LIMITS?														
CHANNEL #2 ZERO														
IS ZERO VALUE * WITHIN 10% LIMITS?														
CHANNEL #1 SPAN														
IS SPAN VALUE * WITHIN 10% LIMTS?														
CHANNEL #2 SPAN														
IS SPAN VALUE * WITHIN 10% LIMITS?														
OPERATOR'S NAME														

NOTE: ALL VALUES ARE % OF CHART
GRAPH CHART VALUES ON REVERSE SIDE

*IF NO: CALL PROJECT MANAGER, E. MULLIN, IMMEDIATELY AT (513) 782-4700.

Figure 6.

DATE: _____

CHANNEL #1 ZERO % CHART _____%														
CHANNEL #2 ZERO % CHART _____%														
CHANNEL #1 SPAN % CHART _____%														
CHANNEL #2 SPAN % CHART _____%														

Figure 6.

3.3 PRECISION CHECKS

A two point precision check for the NMOC analyzers only, was carried out at each site three times a week. These checks were performed after 9 a.m. EST and on a Monday, Wednesday and Friday basis. The precision check data were recorded on data forms supplied by the U.S. EPA. The completed forms were returned to the U.S. EPA shortly after completion of the monitoring. Table 3 lists the precision point data and the gas cylinders that were located at each site. At the site containing the colocated analyzers, Site N7, only the primary analyzer (SN 2056) was checked using the precision check gas. This was done in order to conserve the precision check gas and ensure that the gas would be available for the duration of the study.

Site W9, at Fort Meade, had only one precision check gas cylinder because the second cylinder was moved to Site B3 in Baltimore when cylinder No. BAL 175 became empty before site W9 was operational. Several cylinders in the New York area were relocated after several days so that each site would have both a high and low concentration precision check gas.

The precision check program was begun shortly after the cylinders were received in the study area, which was approximately the first of July. The precision check data was forwarded to the U.S. EPA shortly after completion of the monitoring.

3.4 SYSTEMS AUDIT

The NMOC monitoring network was audited twice during the study period by the EPA contractor Research Triangle Institute (RTI). Table 4 lists the audit results for all the sites that were audited. Several New York area sites were not audited during the first round of audits; this was due to a combination of instrument malfunctions and time constraints.

On the final system audit all sites were audited. As can be seen on Table 4, Site N2 at Cook College was audited three times. The final audit took place after the analyzer had been moved from Cook College to the U.S. EPA, Region II Laboratory in Edison, New Jersey as space was no longer available at Cook College for the two-week extension of the monitoring.

The NO_x analyzers located at B3 and W5, were also audited by RTI. The results of the audit can be found on Table 5. These audits took place at the same time as the NMOC audits, with exception of B3 where the NO_x analyzer was audited on June 12, 1980 while the NMOC analyzer was audited on July 18, 1980.

As can be seen on Table 5, audit values for several instruments exceeded a 15 percent difference. In most cases this was a result of a difference in the instrument zero and the audit zero which caused a large difference at the low concentrations. This was not detected with the daily span checks as the spans were a high concentration CH_4 and C_3H_8 mixture. These sites were calibrated as soon after the audit as possible. The data collected during the period between the audit and the calibration was eval-

TABLE 3. 1980 NECRMP PRECISION CHECK PROGRAM

Site: M1, North Easton, MA

Week of	Precision check No.	Cylinder No. BAL-1073		Cylinder No. BAL-842	
		CH_4 (ppm c)	NMOC (ppm c)	CH_4 (ppm c)	NMOC (ppm c)
7/7/80	1	2.18	4.02	8.77	>10.02
	2	2.08	4.05	8.52	>10.02
	3	2.28	4.02	8.62	>10.02
7/14/80	1	2.28	4.02	8.67	>10.02
	2*	3.50	2.43	9.89	9.66
	3	3.55	2.40	9.84	9.57
7/21/80	1	3.55	2.55	9.89	9.72
	2	3.55	2.40	9.89	9.66
	3	3.60	2.40	9.89	9.60
7/28/80	1	3.65	2.64	9.84	9.84
	2	3.70	2.34	9.89	9.48
	3	3.60	2.34	9.89	9.51
8/4/80	1	3.60	2.34	9.89	9.57
	2*	3.54	3.03	9.79	10.53
	3*	3.42	3.18	-	-
8/11/80	1	3.42	3.21	9.54	10.80
	2	3.46	3.12	9.64	10.77
	3	3.37	3.15	9.64	10.77
8/18/80	1	3.37	3.18	9.60	10.83
	2	3.32	3.18	9.59	10.77
	3	3.27	3.21	9.52	10.80
8/25/80	1	3.22	3.21	9.63	10.77
	2	3.02	3.45	9.38	>10.92
	3	3.07	3.45	9.34	>10.92
9/1/80	1	-	-	-	-
	2	2.97	3.45	9.30	10.91
	3	2.97	3.42	9.35	10.91
9/8/80	1	2.93	3.48	9.30	>10.92
	2*	3.62	2.49	>10.05	9.69
	3	3.57	2.55	10.05	9.87
9/13/80	1	3.62	2.55	10.05	9.90

* New calibration relationship.

TABLE 3 (continued)

Site: M2, Medfield, MA

Week of	Precision check No.	Cylinder No. BAL-1004		Cylinder No. BAL-1123	
		CH_4 (ppm c)	NMOC (ppm c)	CH_4 (ppm c)	NMOC (ppm c)
7/7/80	1	3.68	2.19	>9.93	8.64
	2	4.59	3.63	>9.93	>10.05
	3	3.59	2.46	>9.93	9.54
7/14/80	1	3.70	2.43	>9.93	9.63
	2*	3.36	2.61	9.51	10.02
	3	3.45	2.52	9.81	10.02
7/21/80	1	3.49	2.46	9.91	9.87
	2	3.36	2.52	9.66	10.08
	3	3.41	2.52	9.86	10.02
7/28/80	1	3.55	2.46	>9.96	9.72
	2	3.41	2.67	9.41	10.14
	3	3.36	2.67	9.41	10.02
8/4/80	1	3.45	2.61	9.51	10.14
	2*	3.44	2.70	9.94	10.50
	3	3.34	2.76	9.74	>10.53
8/11/80	1	3.49	2.91	9.69	>10.53
	2	3.34	2.79	9.53	>10.53
	3	3.34	2.85	9.48	10.23
8/18/80	1*	3.31	2.79	9.75	>10.62
	2	3.69	2.91	9.70	>10.62
	3	3.49	2.55	>10.29	9.96
8/19/80	1	3.38	2.76	9.93	>10.62
	2	3.30	2.82	9.72	>10.62
	3	3.49	2.64	10.23	10.50
9/1/80	1	-	-	-	-
	2	3.36	2.70	9.99	10.56
	3	3.38	2.70	9.99	10.62
9/8/80	1	3.33	2.70	9.82	>10.62
	2	3.18	2.82	9.51	>10.62
	3	3.33	2.70	9.93	>10.62

* New calibration relationship.

TABLE 3 (continued)

Site: M4, Watertown, MA

Week of	Precision check No.	Cylinder No. BAL-1117		Cylinder No. BAL-1211	
		CH_4 (ppm c)	NMOC (ppm c)	CH_4 (ppm c)	NMOC (ppm c)
7/7/80	1	3.14	2.31	8.43	8.04
	2	3.02	2.34	8.03	7.74
	3	3.15	2.43	7.98	7.71
7/14/80	1	-	-	-	-
	2	3.02	2.64	8.33	9.66
	3	3.56	2.67	9.87	9.45
7/21/80	1	3.26	2.58	9.22	9.45
	2	3.51	2.58	9.87	9.66
	3	3.46	2.52	9.82	9.45
7/28/80	1	3.46	2.58	9.77	9.45
	2	3.51	2.64	9.87	9.51
	3	3.51	2.64	9.87	9.51
8/4/80	1	3.51	2.58	9.87	9.51
	2	3.56	2.52	9.87	9.45
	3*	3.53	2.76	9.75	9.81
8/11/80	1	3.38	2.76	9.40	9.69
	2	3.63	2.70	>9.89	9.69
	3	3.92	2.67	>9.89	9.60
8/18/80	1	3.56	2.40	>9.89	9.51
	2	3.51	2.40	>9.89	9.39
	3	3.52	2.46	>9.89	9.36
8/25/80	1	2.29	1.02	9.89	9.39
	2	3.49	2.49	>9.89	9.45
	3	2.74	2.46	>9.89	9.39
9/1/80	1	-	-	-	-
	2	3.43	2.46	9.85	9.39
	3	3.45	2.46	9.82	9.39
9/8/80	1	3.43	2.49	9.88	9.39
	2	3.58	2.46	9.85	9.45
	3	3.48	2.49	9.88	9.45
9/13/80	1	3.38	2.46		

* New calibration relationship.

TABLE 3 (continued)

Site: M5, East Boston, MA

Week of	Precision check No.	Cylinder No. BAL-931		Cylinder No. BAL-251	
		CH_4 (ppm c)	NMOC (ppm c)	CH_4 (ppm c)	NMOC (ppm c)
7/7/80	1	3.05	2.94	>9.95	>9.90
	2	3.44	1.14†	9.85	1.14†
	3	3.45	2.79	9.75	>9.90
7/14/80	1	3.45	2.97	9.90	>9.90
	2	3.40	2.82	9.90	>9.90
	3	3.35	2.97	9.85	>9.90
7/21/80	1	3.55	2.97	>9.95	>9.90
	2	3.30	2.88	9.80	>9.90
	3	3.30	2.97	9.85	>9.90
7/28/80	1	3.30	2.97	9.80	>9.90
	2	3.30	2.88	9.60	>9.90
	3	3.35	2.82	9.80	>9.90
8/4/80	1	3.30	2.88	9.80	9.90
	2*	3.25	2.91	9.74	>9.75
	3	3.28	2.88	9.74	>9.75
8/11/80	1	3.26	2.85	9.64	>9.75
	2	3.26	2.91	9.74	>9.75
	3	3.26	2.85	9.74	>9.75
8/18/80	1	3.18	2.94	9.64	>9.75
	2	3.21	2.82	9.66	9.75
	3	3.18	2.91	9.69	>9.75
8/25/80	1	3.40	2.79	9.89	>9.75
	2	3.21	2.94	9.74	>9.75
	3	3.40	2.70	>9.89	>9.75
9/1/80	1	-	-	-	-
	2	3.19	2.88	9.69	9.78
	3	3.17	2.91	9.67	9.81
9/8/80	1	3.25	2.79	9.79	>9.75
	2	3.21	2.79	9.74	>9.75
	3	3.21	2.88	9.68	>9.75
9/13/80	1	3.50	2.40	>9.89	9.69

† Instrument malfunction.

* New calibration relationship.

TABLE 3 (continued)

Site: N2, Cook College, New Brunswick, NJ

Week of	Precision check No.	Cylinder No. BAL-1086		Cylinder No. BAL-1216[a]	
		CH_4 (ppm c)	NMOC (ppm c)	CH_4 (ppm c)	NMOC (ppm c)
6/30/80	1	3.33	3.27	3.26	3.30
	2	3.33	3.57	3.27	3.36
	3	3.63	3.27	3.63	3.27
7/7/80	1*	3.25	3.09	3.26	3.09
	2	3.26	3.09	3.26	3.06
				Cyl. No.	BAL-1084[a]
	3	3.41	3.15	9.98	>9.66
7/14/80	1	3.28	3.15	9.88	>9.66
	2	3.39	3.21	9.93	>9.66
	3	3.37	3.30	9.91	>9.66
7/21/80	1	3.43	3.48	9.98	>9.66
	2	-	-	-	-
	3	3.30	3.51	9.86	>9.66
7/28/80	1	3.31	3.60	9.93	>9.66
	2	3.31	3.57	9.92	>9.66
	3	3.29	3.57	9.93	>9.66
8/4/80	1	3.31	3.51	9.93	>9.66
	2	3.25	3.48	9.86	>9.66
	3	3.34	3.39	9.93	>9.66
8/11/80	1	3.21	3.48	9.79	>9.66
	2	3.15	3.48	9.86	>9.66
	3	3.25	3.48	9.85	>9.66
8/18/80	1	3.11	3.42	9.65	>9.66
	2*	3.11	3.54	9.56	>9.48
	3	3.63	2.73	>9.86	>9.48
8/25/80	1	3.65	2.73	>9.86	>9.48
	2	3.62	2.61	>9.86	>9.48
	3	-	-	-	-
9/1/80	1	3.79	2.70	>9.86	>9.48
	2*	3.42	2.64	9.86	9.90
	3	3.31	2.64	9.71	9.90
9/8/80	1*	3.38	2.67	9.92	9.96
	2	3.21	2.67	9.73	9.96
	3	3.21	2.73	9.72	10.02
9/13/80	1	3.23	2.88	9.68	10.17

[a] Cylinder No. BAL-1084 replaced cylinder No. BAL-1216 on July 10, 1980.

* New calibration relationship.

TABLE 3 (continued)

Site: N6, Linden, NJ

Week of	Precision check No.	Cylinder No. BAL-1098		Cylinder No. BAL-1142[a]	
		CH_4 (ppm c)	NMOC (ppm c)	CH_4 (ppm c)	NMOC (ppm c)
6/30/80	1	3.74	2.91	3.76	2.88
	2	3.93	2.76	3.99	2.79
	3	3.48	2.94	3.49	2.91
7/7/80	1*	3.29	2.91	3.34	2.88
	2	3.27	2.85	3.27	2.88
				Cyl. No.	BAL-971[a]
	3	3.18	2.97	9.71	9.93
7/14/80	1	3.27	2.94	9.82	>9.93
	2	3.13	2.97	9.72	>9.93
	3	3.25	3.00	9.72	>9.93
7/21/80	1	3.67	2.91	>10.06	>9.93
	2	3.10	3.03	9.71	9.87
	3	3.16	3.03	9.73	>9.93
7/28/80	1	3.13	3.12	9.59	>10.02
	2	3.13	3.18	9.62	>10.02
	3	3.25	3.03	9.80	9.99
8/4/80	1	3.16	3.21	9.64	>10.02
	2	3.23	3.00	9.72	>10.02
	3	3.32	3.24	9.76	>10.02
8/11/80	1	3.19	3.06	9.64	9.93
	2	3.07	2.94	9.54	9.78
	3	3.10	3.24	9.54	>10.02
8/18/80	1*	3.75	2.49	>10.23	9.81
	2	3.63	2.37	10.20	9.75
	3	3.60	2.43	10.18	9.75
8/25/80	1	-	-	-	-
	2	3.66	2.64	10.19	9.99
	3	3.64	2.58	10.18	9.93
9/1/80	1	3.61	2.58	10.13	9.90
	2	3.59	2.52	10.11	9.90
	3	3.57	2.55	10.13	9.87
9/8/80	1	3.52	2.43	10.07	9.78
	2*	3.53	2.52	10.10	9.87
	3	3.58	2.55	10.13	9.93
9/13/80	1	3.57	2.61	10.15	9.99

[a] Cylinder No. BAL-971 replaced Cylinder No. BAL-1142 on July 10, 1980.

* New calibration relationship.

TABLE 3 (continued)

Site: NJIT, Newark, NJ

Week of	Precision check No.	Cylinder No. BAL-971[a]		Cylinder No. BAL-1101	
		CH_4 (ppm c)	NMOC (ppm c)	CH_4 (ppm c)	NMOC (ppm c)
7/7/80	1	9.85	>10.02	>10.16	>9.93
	2	9.62	>9.93	9.70	>9.93
	3	8.25	>9.93	8.28	>9.93
		Cyl. No.	BAL-1142[a]		
7/14/80	1	1.86	2.52	8.22	>9.93
	2	1.79	2.52	8.08	>9.93
	3*	3.39	2.64	9.47	9.69
7/21/80	1	3.15	2.49	9.19	9.57
	2	3.32	3.03	9.45	9.66
	3	3.37	2.61	9.66	9.69
7/28/80	1	3.42	2.49	9.83	9.75
	2	3.49	2.52	>9.96	>9.78
	3	3.46	2.61	>9.96	>9.78
8/4/80	1*	3.31	2.46	>9.59	>9.51
	2	3.27	2.40	>9.59	>9.51
	3	3.29	2.46	>9.59	>9.51
8/11/80	1	3.31	2.49	>9.59	>9.51
	2	3.42	2.40	>9.59	>9.51
	3	3.48	2.43	>9.59	>9.51
8/18/80	1	3.45	2.58	>9.59	>9.51
	2*	3.40	2.64	>9.79	>9.54
	3	3.39	2.61	>9.79	>9.54
8/25/80	1	3.39	2.64	>9.79	>9.54
	2	3.33	2.61	9.77	>9.54
	3	3.31	2.61	>9.79	>9.54
9/1/80	1	-	-	-	-
	2	3.10	2.58	9.13	>9.58
	3	3.16	2.67	9.36	9.58
9/8/80	1	3.21	2.61	9.53	>9.54
	2	3.22	2.61	9.48	>9.54
	3*	3.33	2.82	9.78	>9.99
9/13/80	1	3.29	2.76	9.71	>9.99

[a] Cylinder No. BAL-1142 replaced Cylinder No. BAL-971 on July 14, 1980.

* New calibration relationship.

TABLE 3 (continued)

Site: N8, Bayonne, New Jersey

Week of	Precision check No.	Cylinder No. BAL-1204		Cylinder No. BAL-118	
		CH_4 (ppm c)	NMOC (ppm c)	CH_4 (ppm c)	NMOC (ppm c)
6/30/80	1	3.38	2.91	>9.82	>9.93
	2	3.39	2.82	>9.82	>9.93
	3	3.33	2.85	9.79	>9.93
7/7/80	1	3.34	2.73	9.79	>9.93
	2	3.48	2.73	>9.82	>9.93
	3	3.27	2.73	>9.82	>9.93
7/14/80	1	3.45	2.73	>9.82	>9.93
	2	3.37	2.73	>9.82	>9.93
	3*	3.46	2.61	>9.58	9.69
7/21/80	1	3.65	2.40	>9.58	9.27
	2	3.51	2.43	>9.58	9.42
	3	3.33	2.49	>9.58	9.51
7/28/80	1	3.27	2.52	9.53	9.57
	2	3.22	2.67	>9.58	>9.93
	3	3.59	2.58	>9.58	>9.93
8/4/80	1	3.66	2.52	>9.58	>9.93
	2	3.59	2.58	>9.58	>9.93
	3	3.59	2.49	>9.58	9.66
8/11/80	1	3.59	2.41	>9.58	9.60
	2	3.65	2.40	>9.58	9.54
	3	3.51	2.49	>9.58	9.66
8/18/80	1	3.90	2.16	>9.58	9.09
	2	3.85	2.31	>9.59	9.45
	3*	3.59	2.58	9.99	9.99
8/25/80	1	3.54	2.61	9.89	10.14
	2	3.67	2.82	9.93	>10.35
	3	3.64	2.79	>10.19	>10.35
9/1/80	1	3.77	2.91	10.13	>10.35
	2	3.92	2.85	>10.19	>10.35
	3	3.92	2.94	10.19	>10.35
9/8/80	1	3.79	2.97	10.07	>10.35
	2	3.81	2.91	10.11	>10.35
	3	3.76	2.58	10.12	9.90
	4	3.82	2.58	10.11	9.87
9/13/80	1	4.01	2.58	10.19	9.87

* New calibration relationship.

TABLE 3 (continued)

Site: N10, Brooklyn, New York

Week of	Precision check No.	Cylinder No. BAL-1106		Cylinder No. BAL-248	
		CH_4 (ppm c)	NMOC (ppm c)	CH_4 (ppm c)	NMOC (ppm c)
6/30/80	1	3.67	2.70	>9.98	9.75
	2	3.66	2.70	>9.98	9.69
	3	3.73	2.58	>9.98	9.45
7/14/80	1	3.08	2.79	>9.98	9.42
	2	4.10	2.40	>9.98	9.00
	3	3.99	2.43	>9.98	9.09
7/21/80	1	4.38	2.67	>9.98	>10.02
	2*	3.59	2.79	10.13	10.32
	3	3.65	2.97	-	10.47
7/28/80	1	3.64	2.79	10.12	10.41
	2	3.70	2.79	10.27	10.35
	3	3.67	2.70	10.01	10.23
8/4/80	1	3.61	2.88	10.05	10.47
	2	3.76	2.88	9.94	10.35
	3	3.73	2.76	10.13	10.05
8/11/80	1	3.67	2.61	10.06	10.05
	2	3.70	2.55	10.08	10.02
	3	3.70	2.61	10.10	10.17
8/18/80	1	3.70	2.49	10.03	9.99
	2	3.65	2.49	9.98	9.99
	3	3.75	2.37	10.18	9.90
8/25/80	1	3.59	2.40	9.95	9.75
	2	3.64	2.43	10.03	9.69
	3	3.62	2.28	9.97	9.54
9/1/80	1	3.65	2.40	10.07	9.66
	2	3.76	2.31	10.00	9.66
	3	3.60	2.28	9.38	9.72
9/8/80	1	3.60	2.34	9.84	9.81
	2	3.71	2.52	9.82	10.08
	3*	3.59	2.85	10.08	10.17
	4	3.47	2.91	10.15	10.17
9/13/80	1	3.47	2.76	9.89	9.93

* New calibration relationship.

TABLE 3 (continued)

Site: N12, Queens, New York

Week of	Precision check No.	Cylinder No. BAL-1106		Cylinder No. BAL-248	
		CH_4 (ppm c)	NMOC (ppm c)	CH_4 (ppm c)	NMOC (ppm c)
6/30/80	1	>9.91	>12.39	>9.91	>12.39
	2	>9.91	>12.39	>9.91	>12.39
	3	-	-	-	-
7/7/80	1	-	-	-	-
	2	>9.91	>12.35	>9.91	>12.35
		Cyl. No.	BAL-1216[a]		
	3	5.65	3.75	>9.91	>12.35
7/14/80	1	5.85	0.87	>9.91	10.95
	2	-	-	-	-
	3*	3.41	4.44	10.22	11.88
7/21/80	1	3.89	3.54	>10.36	11.28
	2	3.84	2.79	>10.36	9.96
	3	3.99	3.69	>10.36	9.30
7/28/80	1	-	-	-	-
	2	3.86	3.51	10.58	10.08
	3*	3.72	3.27	10.19	>11.07
8/4/80	1	3.81	3.33	>10.19	>11.07
	2	3.89	3.45	>10.19	>11.07
	3	3.98	3.12	>10.19	>11.07
8/11/80	1	4.10	2.79	>10.19	11.01
	2	4.21	2.61	>10.19	10.89
	3	4.25	2.43	>10.19	9.99
8/18/80	1	4.30	2.37	>10.19	>11.07
	2*	3.71	3.36	10.02	>10.95
	3	3.81	3.30	>10.08	>10.95
8/25/80	1	3.90	3.30	>10.08	>10.95
	2	3.92	3.21	>10.08	>10.95
	3	4.02	3.45	>10.08	>10.95
9/1/80	1	-	-	-	-
	2	4.12	3.12	>10.08	>10.95
	3	4.22	2.94	>10.08	>10.95
9/8/80	1	4.19	2.49	>10.08	>10.95
	2	4.32	2.31	>10.08	10.68
	3*	3.55	3.30	10.06	>10.89
	4	3.65	3.51	10.11	>10.89
9/13/80	1	3.65	3.63	10.08	>10.89

[a] Cylinder No. BAL-1216 replaced cylinder No. BAL-1084 on July 10, 1980.

TABLE 3 (continued)

Site: B3, Read Street, Baltimore, Maryland

Week of	Precision check No.	Cylinder No. BAL-1221		Cylinder No. BAL-175 (BAL-128)	
		CH_4 (ppm c)	NMOC (ppm c)	CH_4 (ppm c)	NMOC (ppm c)
6/29/80	1	3.46	3.06	9.89	10.26
7/7/80	1*	3.62	2.82	10.28	10.26
	2	3.62	2.82	10.18	10.35
	3	5.84	3.03	10.28	10.26
7/14/80	1	3.62	2.97	10.18	10.35
	2	3.71	3.96	10.07	10.44
	3	3.72	2.46	10.08	10.56
7/21/80	1	3.81	3.75	10.18	10.35
	2	3.72	3.09	a	a
	3	3.80	3.24	-	-
7/28/80	1	-	-	-	-
	2	3.32	2.67	10.17	9.54
	3	3.52	4.05	10.07	>10.26
8/4/80	1	3.62	3.60	10.17	>10.26
	2	3.81	2.76	10.18	>10.26
	3	3.64	3.96	10.18	>10.26
8/11/80	1	3.64	3.03	10.18	10.26
	2	3.70	3.39	9.89	>10.26
	3	3.67	3.03	10.18	9.96
8/18/80	1*	-	-	-	-
	2	3.78	3.12	10.42	9.42
	3	4.12	3.12	10.42	9.63
8/25/80	1	-	-	-	-
	2	3.58	2.76	8.35	8.97
	3	3.46	2.97	8.39	9.36
9/1/80	1*	3.54	3.48	8.50	10.23
	2	3.65	2.70	7.99	7.80
	3	3.75	2.85	8.76	8.28
9/8/80	1	3.75	2.55	10.36	9.72
	2	3.40	2.85	9.64	10.65
	3	3.55	3.03	9.95	10.65
9/13/80	1	3.65	2.73	10.33	9.99

[a] Cylinder No. BAL-175 was empty; replaced with No. BAL-128 on July 30, 1980.

* New calibration relationship.

TABLE 3 (continued)

Site: B5, Guilford and 22nd Street, Baltimore, MD

Week of	Precision check No.	Cylinder No. BAL-1020		Cylinder No. BAL-1225	
		CH_4 (ppm c)	NMOC (ppm c)	CH_4 (ppm c)	NMOC (ppm c)
7/28/80	1	-	-	-	-
	2	3.07	2.85	8.82	9.96
	3	3.25	9.39	9.67	10.38
8/4/80	1	3.19	3.06	9.63	10.44
	2	3.22	3.27	9.59	10.86
	3	3.25	3.09	9.64	10.53
8/11/80	1	3.26	3.03	9.67	10.26
	2	3.24	3.30	9.56	10.86
	3	3.25	3.12	10.74	10.32
8/18/80	1*	3.22	3.27	9.53	>10.77
	2	3.22	3.03	9.58	10.20
	3	-	-	-	-
8/25/80	1	-	-	-	-
	2	3.21	3.24	9.56	>10.77
	3	3.20	3.36	9.51	>10.77
9/1/80	1	3.16	3.03	9.51	10.35
	2	-	-	-	-
	3	3.20	3.03	9.53	10.29
9/8/80	1	3.20	3.03	9.57	10.35
	2	3.19	3.00	9.54	10.29
	3	3.19	3.03	9.55	10.29
9/13/80	1	3.23	3.00	9.62	10.74

* New calibration relationship.

TABLE 3 (continued)

Site: B6, Essex, Maryland

Week of	Precision check No.	Cylinder No. BAL-1087		Cylinder No. BAL-1235	
		CH_4 (ppm c)	NMOC (ppm c)	CH_4 (ppm c)	NMOC (ppm c)
7/7/80	1	-	-	-	-
	2	-	-	-	-
	3	3.44	2.49	9.90	9.63
7/14/80	1	3.50	2.40	10.00	9.33
	2	3.35	2.49	9.80	9.78
	3	2.90	2.19	9.90	8.94
7/21/80	1	2.94	2.67	9.90	>9.93
	2	3.34	2.67	9.69	>9.93
	3	3.33	2.67	9.71	>9.93
7/28/80	1	3.24	2.73	9.59	>9.93
	2	3.29	2.67	9.64	>9.93
	3	3.24	2.79	9.59	>9.93
8/4/80	1	3.24	2.52	9.51	>9.93
	2	3.29	2.34	9.71	9.42
	3	3.24	2.40	9.64	9.60
8/11/80	1	3.75	2.49	9.59	9.72
	2*	2.97	2.43	10.18	9.09
	3	-	-	-	-
8/18/80	1	3.66	3.09	10.41	9.54
	2	-	-	-	-
	3	3.50	2.91	10.30	>10.11
8/25/80	1	3.55	2.76	10.30	9.81
	2	3.54	2.40	10.30	9.12
	3	3.54	2.34	10.39	9.03
9/1/80	1	3.44	2.50	10.20	9.33
	2	-	-	-	-
	3	3.50	2.64	10.25	9.51
9/8/80	1	3.44	2.64	10.20	9.57
	2	3.44	2.94	10.09	9.78
	3	3.44	2.88	10.20	9.84

* New calibration relationship.

TABLE 3 (continued)

Site: W2, Camp Upshur, VA

Week of	Precision check No.	Cylinder No. BAL-1103		Cylinder No. BAL-1198	
		CH_4 (ppm c)	NMOC (ppm c)	CH_4 (ppm c)	NMOC (ppm c)
7/7/80	1	-	-	-	-
	2	-	-	-	-
	3	3.51	3.03	9.91	>9.99
7/14/80	1	3.37	3.21	9.73	>9.99
	2	-	-	-	-
	3	-	-	-	-
7/21/80	1*	3.52	3.27	>9.99	>10.47
	2	2.81	3.03	9.03	9.96
	3	-	-	-	-
7/28/80	1*	3.58	2.88	>10.06	>10.17
	2	3.50	2.82	9.94	9.96
	3	3.56	3.27	>10.06	>10.17
8/4/80	1	3.56	2.97	9.98	>10.17
	2	-	-	-	-
	3	3.57	2.94	>10.01	>10.17
8/11/80	1	3.35	2.79	9.88	>10.17
	2	3.26	2.94	9.79	>10.17
	3*	3.25	2.91	9.53	>9.81
8/18/80	1	3.26	3.00	9.51	>9.81
	2	3.25	2.88	9.50	>9.81
	3	-	-	9.50	>9.81
8/25/80	1	3.59	2.94	9.79	>9.81
	2	3.54	3.00	9.79	>9.81
	3	3.47	3.18	9.68	>9.81
9/1/80	1	3.20	3.09	8.96	>9.81
	2	3.20	3.15	9.04	>9.81
	3	3.68	3.15	9.52	>9.81
9/8/80	1	3.15	3.45	9.54	>9.81
	2	3.68	2.76	>9.79	>9.81
	3	-	-	-	-

* New calibration relationship.

TABLE 3 (continued)

Site: W3, Aurora Hills Community Center, VA

Week of	Precision check No.	Cylinder No. BAL-1222		Cylinder No. BAL-447	
		CH_4 (ppm c)	NMOC (ppm c)	CH_4 (ppm c)	NMOC (ppm c)
6/30/80	1	-	-	-	-
	2	3.66	1.68	>10.07	8.31
	3	3.26	1.77	9.27	8.01
7/21/80	1	-	-	-	-
	2	3.78	2.34	9.56	8.94
	3	3.89	2.40	10.78	8.94
7/28/80	1	-	-	8.41	6.42
	2	3.56	2.28	9.95	8.34
	3	-	-	10.05	8.16
8/4/80	1	3.56	2.31	10.16	8.61
	2	3.60	2.31	10.23	8.61
	3	3.55	2.37	10.12	8.64
8/11/80	1*	3.47	2.31	10.06	8.37
	2	3.72	2.73	10.46	10.23
	3	-	-	-	-
8/18/80	1	3.87	2.76	10.54	10.17
	2	3.60	2.70	10.19	10.23
	3	-	-	10.42	10.38
8/25/80	1	3.61	2.79	10.24	10.47
	2	3.60	2.79	10.24	10.50
	3	3.83	2.82	10.62	10.38
9/1/80	1	3.60	2.70	10.27	10.17
	2	3.69	2.70	10.38	10.11
	3	-	-	-	-
9/8/80	1*	3.68	2.67	10.45	10.02
	2	-	-	-	-
	3	3.64	2.61	10.54	10.11
9/13/80	1	3.62	2.61	10.49	10.23

* New calibration relationship.

TABLE 3 (continued)

Site: W5, West End Library, Washington, D.C.

Week of	Precision check No.	Cylinder No. BAL-1233		Cylinder No. BAL-1226	
		CH_4 (ppm c)	NMOC (ppm c)	CH_4 (ppm c)	NMOC (ppm c)
7/14/80	1	3.88	2.61	9.83	9.48
	2	3.60	2.58	8.70	9.30
	3	3.52	2.73	9.34	9.06
7/21/80	1	3.88	2.58	9.25	8.49
	2	3.15	2.70	7.99	8.31
	3	3.42	2.70	7.10	8.52
7/28/80	1	3.21	2.70	6.41	6.39
	2	3.13	2.70	5.65	5.52
	3	3.13	2.70	9.37	9.84
8/4/80	1	3.45	2.64	8.67	9.72
	2	-	-	9.04	9.12
	3	-	-	9.08	9.33
8/11/80	1	-	-	8.62	8.49
	2*	3.19	2.64	8.20	8.28
	3	3.21	2.70	7.90	8.19
8/18/80	1	3.29	2.67	8.59	9.81
	2	3.16	2.70	9.51	>9.96
	3	3.15	2.73	9.27	9.81
8/25/80	1	3.33	2.61	9.60	9.54
	2	3.33	2.64	9.75	9.69
	3	3.37	2.64	9.74	9.69
9/1/80	1	3.52	2.52	9.53	9.09
	2	3.53	2.61	9.69	9.39
	3	3.31	2.64	9.57	9.57
9/8/80	1	3.41	2.55	9.99	9.69
	2	3.25	2.61	9.81	9.84
	3	3.28	2.70	9.91	>9.96
9/13/80	1	2.57	3.30	9.96	9.96

* New calibration relationship.

TABLE 3 (continued)

Site: W9, Fort Meade, Maryland

Week of	Precision check No.	Cylinder No. BAL-1203	
		CH_4 (ppm c)	NMOC (ppm c)
7/7/80	1	9.85	9.69
7/14/80	1	9.90	9.39
	2	>9.95	9.09
	3	9.67	9.18
7/21/80	1	9.55	9.18
	2	9.06	8.61
	3	9.45	9.09
7/28/80	1	9.56	9.12
	2	-	-
	3	-	-
8/4/80	1	9.45	9.03
	2	-	-
	3	-	-
8/11/80	1	9.65	9.88
	2	-	-
	3	-	-
8/18/80	1	9.78	8.88
	2	-	-
	3	-	-
8/25/80	1	9.69	8.76
	2	-	-
	3	-	-
9/1/80	1	9.69	8.76
	2	-	-
	3	-	-
9/8/80	1	-	-
	2	-	-
	3	9.69	8.61
9/13/80	1	9.77	8.67

TABLE 4. NORTHEAST CORRIDOR NMOC AUDIT SUMMARY

Site/date	Methane			NMOC (propane)		
	Audit value (ppm)	Response (ppm)	Percent difference	Audit value (ppm)	Response (ppm)	Percent difference
M1 7/15/80	0.0	0.10	-	0.0	0.0	-
	9.03	9.20	+1.9	2.99	2.78	-7.0
	6.04	6.15	+1.8	2.06	1.89	-8.3
	4.06	4.06	0.0	1.35	1.23	-8.9
	1.99	1.98	-0.5	0.64	0.56	-12.5
	0.97	0.89	-8.2	0.34	0.28	-17.6
8/23/80	0.0	0.44	-	0.0	0.14	-
	8.94	8.39	-6.2	3.01	3.21	+6.6
	6.02	5.49	-8.8	1.99	2.15	+8.0
	4.07	3.53	-13.3	1.35	1.51	+11.9
	1.94	1.47	-24.2	0.70	0.86	+22.9
	1.07	0.59	-44.9	0.36	0.50	+38.9
M2 7/14/80	0.0	0.05	-	0.0	-0.08	-
	8.90	Off scale	-	2.97	3.04	+2.4
	5.95	6.94	+16.6	2.02	2.06	+2.0
	3.96	4.61	+16.4	1.24	1.23	-0.8
	1.98	2.34	+18.2	0.60	0.58	-3.3
	0.97	1.12	+15.5	0.33	0.26	-21.2
8/23/80	0.0	-0.03	-	0.0	0.0	-
	9.03	9.40	+4.1	3.03	3.11	+2.6
	6.00	6.22	+3.7	1.96	2.05	+4.6
	4.03	4.12	+2.2	1.35	1.39	+3.0
	1.93	1.97	+2.1	0.70	0.72	+2.9
	1.12	1.10	-1.8	0.36	0.38	+5.6
M4 7/14/80	0.00	-0.06	-	0.00	-0.01	-
	9.04	8.95	-1.0	2.99	2.92	-2.3
	6.04	5.94	-1.7	2.06	2.01	-2.4
	4.03	3.91	-2.9	1.38	1.34	-2.9
	2.02	1.94	-4.0	0.66	0.64	-3.0
	1.01	0.87	-13.9	0.34	0.32	-5.9

(continued)

TABLE 4 (continued)

Site/date	Methane			NMOC (propane)		
	Audit value (ppm)	Response (ppm)	Percent difference	Audit value (ppm)	Response (ppm)	Percent difference
8/24/80	0.00	-0.06	-	0.00	-0.01	-
	9.12	9.11	-0.1	3.04	2.92	-3.9
	6.05	6.05	0.0	2.00	1.90	-5.0
	4.07	4.01	-1.5	1.36	1.27	-6.6
	1.99	1.92	-3.5	0.70	0.63	-10.0
	1.17	1.07	-8.5	0.36	0.29	-19.4
M5 7/14/80	0.00	-0.02	-	0.00	0.02	-
	9.05	9.17	+1.3	3.10	Off scale	-
	5.94	5.95	+0.2	2.93	3.04	+3.8
	4.04	3.97	-1.7	2.07	2.15	+3.9
	2.02	1.94	-4.0	1.37	1.43	+4.4
	0.96	0.88	-8.3	0.67	0.68	+1.5
				0.34	0.36	+5.8
8/25/80	0.00	0.16	-	0.00	+0.02	-
	9.02	8.98	-0.4	2.81	2.97	+5.7
	6.01	5.93	-1.3	1.98	2.10	+6.1
	4.06	3.93	-3.2	1.33	1.42	+6.8
	1.95	1.80	-7.6	0.69	0.73	+5.8
	1.05	0.88	-16.2	0.35	0.38	+8.6
N2 7/16/80	0.00	+0.08	-	0.00	-0.07	-
	9.04	9.38	+3.8	2.72	2.70	-0.7
	6.04	6.29	+4.1	2.05	2.02	-1.4
	4.08	4.28	+4.9	1.36	1.31	-3.7
	2.06	2.19	+6.3	0.67	0.62	-7.4
	1.03	1.06	+2.9	0.35	0.27	-22.9
8/26/80	0.00	+0.06	-	0.00	-0.02	-
	9.03	9.19	+1.8	2.87	2.87	0.0
	6.03	6.14	+1.8	2.00	2.01	+0.5
	4.10	4.17	+1.7	1.37	1.35	-1.5
	1.97	2.40	+3.6	0.69	0.694	+0.6
	1.11	1.15	+3.6	0.37	0.36	-2.7
N2 9/8/80	0.00	-0.13	-	0.00	-0.02	-
	0.95	0.814	-14.3	3.00	3.02	+0.7
	2.0	1.90	-5.0	1.98	1.99	+0.5
	3.97	3.92	-1.3	1.32	1.31	-1.0
	5.96	5.92	-0.6	0.63	0.61	-1.6
	9.01	9.02	+0.2	0.31	0.29	-5.2

(continued)

TABLE 4 (continued)

Site/date	Methane			NMOC (propane)		
	Audit value (ppm)	Response (ppm)	Percent difference	Audit value (ppm)	Response (ppm)	Percent difference
N6 7/16/80	0.00	0.32	-	0.00	0.02	-
	9.06	9.56	+5.2	2.97	2.99	+0.7
	6.05	6.50	+7.4	2.05	2.05	0.0
	4.07	4.55	+11.8	1.38	1.36	-1.4
	2.01	2.48	+23.4	0.69	0.67	-2.9
	1.07	1.50	+40.2	0.34	0.29	-14.7
8/26/80	0.00	0.30	-	0.00	+0.02	-
	8.95	9.48	+5.9	2.95	3.02	+2.4
	5.95	6.42	+7.9	2.00	2.04	+2.0
	4.05	4.46	+10.1	1.35	1.38	+2.2
	2.02	2.38	+17.8	0.69	0.706	+2.3
	1.16	1.48	+27.6	0.36	0.367	+1.9
N7(A) 8/21/80	0.00	0.02	-	0.00	0.01	-
	8.99	9.32	+3.7	0.33	0.32	-3.0
	6.01	6.19	+3.0	0.69	0.70	+1.5
	4.10	4.23	+3.2	1.34	1.36	+1.5
	2.02	2.08	+3.0	2.03	2.06	+1.5
	1.00	1.00	0.00	2.88	2.95	+2.4
N7(B) 8/21/80	0.00	-0.01	-	0.00	-0.01	-
	8.99	9.43	+4.9	0.33	0.31	-5.5
	6.01	6.27	+4.3	0.69	0.70	+1.5
	4.10	4.26	+3.9	1.34	1.39	+3.7
	2.02	2.07	+2.5	2.03	2.10	+3.5
	1.00	0.96	-4.0	2.88	3.01	+4.5
N8 7/17/80	0.00	+0.03	-	0.00	0.00	-
	8.99	8.92	-0.8	3.02	3.00	-0.7
	5.95	5.93	-0.3	2.04	2.06	-0.9
	3.98	4.13	+3.8	1.37	1.37	0.0
	1.94	2.07	+6.7	0.64	0.64	0.0
	0.96	1.08	+12.5	0.32	0.29	-8.1
8/27/80	0.00	+0.09	-	0.00	+0.04	-
	9.02	9.08	+0.6	3.02	3.09	+2.3
	6.10	5.94	-2.6	2.00	2.05	+2.5
	4.12	4.02	-2.4	1.36	1.40	+2.9
	1.93	1.93	0.0	0.712	0.746	+4.8
	1.12	1.09	-2.6	0.365	0.381	+4.4

(continued)

TABLE 4 (continued)

Site/date	Methane			NMOC (propane)		
	Audit value (ppm)	Response (ppm)	Percent difference	Audit value (ppm)	Response (ppm)	Percent difference
N10						
8/21/80	0.00	+0.20	-	0.00	-0.05	-
	8.84	9.08	+2.7	3.03	3.02	-0.3
	5.99	6.24	+4.2	2.00	1.96	-2.0
	4.02	4.24	+5.5	1.34	1.31	-2.2
	1.95	2.10	+7.7	0.69	0.62	-10.1
	1.10	1.24	+12.7	0.35	0.28	-20.0
N12						
8/22/80	0.00	0.10	-	0.00	+0.01	-
	8.95	8.97	+0.2	3.03	3.33	+9.9
	6.18	6.21	+0.5	1.98	2.18	+10.1
	4.10	4.12	+0.5	1.37	1.49	+8.8
	2.00	2.09	+4.5	0.70	0.77	+10.0
	1.13	1.18	+4.4	0.37	0.402	+8.1
W2 7/25/80	0.00	0.12	-	0.00	+0.065	-
	1.11	1.26	+13.5	0.352	0.407	+15.6
	2.15	2.24	+4.2	0.682	0.756	+10.9
	4.17	4.29	+2.9	1.32	1.44	+9.1
	6.21	6.38	+2.7	1.97	2.15	+9.1
	8.91	9.13	+2.5	2.82	3.08	+9.2
9/3/80	0.00	+0.11	-	0.00	+0.08	-
	9.01	Off scale	-	3.06	Off scale	-
	6.00	6.79	+13.2	2.03	2.23	+9.9
	4.08	4.40	+7.8	1.37	1.52	+10.9
	1.98	2.06	+4.0	0.687	0.792	+15.3
	1.10	1.11	+0.9	0.337	0.411	+21.9
	5.95	6.55	+10.1			
W3 7/24/80	0.00	-0.19	-	0.00	0.03	-
	1.19	1.08	-9.2	0.35	0.36	+2.9
	2.15	2.13	-0.9	0.68	0.71	+4.4
	4.17	4.32	+3.6	1.32	1.36	+3.0
	6.21	6.61	+6.4	1.97	2.01	+2.0
	8.99	9.65	+7.3	2.85	2.88	+1.1
9/5/80	0.00	+0.07	-	0.00	-0.02	-
	8.96	10.41	+16.1	3.01	Off scale	-
	5.94	6.84	+15.2	2.87	3.35	+16.7
	4.09	4.71	+15.2	1.99	2.30	+15.6
	2.02	2.35	+16.3	0.674	0.751	+11.4
	0.99	1.13	+14.1	0.304	0.338	+11.2

(continued)

TABLE 4 (continued)

Site/date	Methane			NMOC (propane)		
	Audit value (ppm)	Response (ppm)	Percent difference	Audit value (ppm)	Response (ppm)	Percent difference
W5 7/24/80	0.00	-0.35	-	0.00	-0.01	-
	1.09	0.85	-22.0	0.345	0.339	-1.7
	2.10	1.90	-9.5	0.670	0.687	+2.5
	4.08	4.07	-0.2	1.30	1.38	+6.2
	6.11	6.28	+2.8	1.94	2.07	+6.7
	8.81	9.25	+5.0	2.79	3.02	+8.2
9/4/80	0.00	0.13	-	0.00	-0.01	-
	9.07	Off scale	-	3.01	Off scale	-
	5.96	7.13	+19.6	2.00	2.27	+13.5
	4.08	4.90	+20.1	1.35	1.51	+11.9
	2.06	2.54	+23.3	0.684	0.771	+12.7
	1.06	1.34	+26.4	0.340	0.370	+8.8
W9 7/9/80	0.00	+0.31	-	0.00	0.01	-
	9.05	9.24	+2.1	2.97	3.00	+1.0
	6.04	6.27	+3.8	2.05	2.10	+2.4
	4.01	4.31	+7.5	1.37	1.40	+2.2
	2.04	2.38	+16.6	0.676	0.67	0.0
	0.99	1.31	+32.3	0.369	0.349	-5.4
8/28/80	0.00	0.00	-	0.00	-0.03	-
	8.97	8.91	-0.6	3.02	2.95	-2.3
	5.91	5.92	+0.2	1.98	1.96	-1.0
	4.03	4.00	+0.7	1.35	1.30	-3.7
	1.94	1.94	0.0	0.712	0.673	-5.6
	1.07	1.04	-2.8	0.341	0.299	-12.3
B3 7/8/80	0.00	+0.08	-	0.00	+0.02	-
	9.10	Off scale	-	3.03	3.13	+3.3
	8.40	9.40	+11.9	2.03	2.10	+3.4
	6.0	0.80	+13.3	1.39	1.42	+2.2
	3.9	4.5	+15.4	0.68	0.72	+5.9
	2.0	2.2	+10.0	0.35	0.36	+2.9
	1.0	1.2	+20.0			
9/6/80	0.00	0.22	-	0.00	-0.03	-
	8.99	9.71	+8.0	3.01	3.13	+4.0
	6.02	6.78	+12.6	2.01	2.06	+2.5
	3.98	4.42	+11.1	1.34	1.36	+1.5
	1.94	2.20	+13.4	0.66	0.66	0.0
	0.98	1.09	+12.2	0.31	0.29	-6.5

(continued)

TABLE 4 (continued)

Site/date	Methane			NMOC (propane)		
	Audit value (ppm)	Response (ppm)	Percent difference	Audit value (ppm)	Response (ppm)	Percent difference
B5 7/9/80	0.00	+0.02	-	0.00	-0.133	-
	9.07	9.38	+3.4	3.09	Off scale	-
	6.12	6.35	+3.8	2.06	2.18	+5.8
	4.04	4.17	+3.2	1.40	1.41	+0.7
	1.97	2.03	+3.0	0.667	0.582	-12.7
	0.97	1.01	+4.1	0.372	0.238	-36.0
9/7/80	0.00	-0.01	-	0.00	+0.03	-
	9.03	8.99	-0.4	3.03	3.16	+4.3
	6.02	6.01	-0.2	1.99	2.09	+5.0
	4.05	4.01	-1.0	1.33	1.40	+5.3
	2.02	1.98	-2.0	0.653	0.706	+8.1
	1.02	0.96	-5.8	0.316	0.339	+7.3
B6 7/8/80	0.00	-0.02	-	0.00	-0.01	-
	8.8	9.14	+3.9	3.04	3.10	+2.0
	6.0	6.30	+5.0	2.00	2.00	0.0
	4.2	4.3	+2.4	1.43	1.40	-2.1
	2.1	2.2	+4.8	0.666	0.646	-3.0
	1.0	1.0	0.0	0.333	0.295	-12.0
8/27/80	0.00	+0.03	-	0.00	-0.03	-
	8.92	9.51	+6.6	3.05	3.05	0.0
	6.00	6.38	+6.3	1.98	2.01	+1.5
	4.06	4.28	+5.4	0.685	0.654	-4.4
	1.98	2.09	+5.6	0.341	0.295	-14.7
	1.06	1.10	+3.8			

TABLE 5. NORTHEAST CORRIDOR AUDIT SUMMARY

Site/ date	NO			NO_x			NO_2		
	Audit value (ppm)	Response (ppm)	Percent difference	Audit value (ppm)	Response (ppm)	Percent difference	Audit value (ppm)	Response (ppm)	Percent difference
B3									
6/12/80	0.000	0.000	-	0.000	+0.003	-	0.000	+0.003	-
	0.050	0.043	-14.0	0.050	0.049	-2.0	0.034	0.031	-8.8
	0.095	0.082	-13.7	0.095	0.091	-4.2	0.118	0.108	-8.5
	0.198	0.178	-10.1	0.198	0.192	-3.0	0.199	0.192	-3.5
	0.306	0.281	-8.2	0.306	0.297	-2.9	0.300	0.285	-5.0
	0.448	0.424	-5.4	0.448	0.444	-0.9	0.428	0.409	-4.4
9/6/80	0.000	+0.004	-	0.000	+0.003	-	0.00	-0.001	-
	0.447	0.460	+2.9	0.447	0.465	+4.0	0.441	0.443	+0.5
	0.306	0.317	+3.6	0.306	0.322	+5.2	0.294	0.301	+2.4
	0.201	0.205	+2.0	0.201	0.207	+3.0	0.202	0.210	+4.0
	0.099	0.099	0.0	0.099	0.101	+2.0	0.098	0.105	+7.1
	0.042	0.040	-4.8	0.042	0.040	-4.7	0.054	0.062	+14.8
W5									
7/24/80	0.000	+0.008	-	0.000	+0.006	-	0.000	-0.002	-
	0.050	0.057	+14.0	0.050	0.052	+4.0	0.061	0.060	-1.6
	0.099	0.110	+11.1	0.099	0.106	+7.1	0.119	0.123	+3.4
	0.198	0.214	+8.1	0.198	0.210	+6.1	0.200	0.208	+4.0
	0.299	0.319	+6.7	0.299	0.319	+6.7	0.309	0.320	+3.6
	0.444	0.470	+5.9	0.444	0.469	+5.9	0.419	0.436	+4.1
9/4/80	0.000	+0.001	-	0.000	0.001	-			
	0.402	0.438	+9.0	0.402	0.449	+11.7			
	0.308	0.333	+8.1	0.308	0.342	+11.0			
	0.204	0.216	+5.9	0.204	0.223	+9.3			
	0.101	0.104	+3.0	0.101	0.107	+6.0			
	0.043	0.041	-4.7	0.043	0.044	+2.3			

uated by both the field project manager and project manager and invalidated if the data were found to be suspect on the basis of the daily zero and span checks.

3.5 DATA VALIDATION AND AUDIT

PEDCo used a Summagraphics Series 2000 ID data tablet/digitizer to reduce data directly from strip charts. A data technician positions the strip chart on an electronic grid table and approximates the strip chart trace by touching an electronic pen to several points on the curve for each hour represented. The points, each representing a percent of chart, are transmitted directly to the computer where they are translated into concentration units and stored as hourly averages. The hourly averages are stored by month for each site/parameter combination.

A data auditor checked 8 percent (2 hours out of every 24 hours) of the data reduced. The auditor, a data reduction supervisor, used the same technique as the digitizer operator to reduce the data for the hours chosen to be audited. If any value reduced by the auditor differed by 10 percent or more from the corresponding value originally reduced by the digitizer operator, the data for the entire day on which the difference was detected was redigitized. This technique allowed PEDCo to detect procedural problems with the data reduction technique. Although no formal guideline exists, the 8 percent checking level is mentioned in U.S. EPA quality assurance documents as a recommended minimal audit level.

SECTION 4
DATA SUMMARY

4.1 INTRODUCTION

The data collected during the 1980 Northeast Corridor Non-methane Organic Compound Data Collection Project are compiled in Appendix B, Hourly Average Reports. The data are arranged by site, with the first and second hourly maximums for each month also presented.

Data hours which are invalid due to instrument malfunctions, calibrations, audits and daily zero and span checks are indicated by four nines (9999). Data were invalidated if the daily zero and span values deviated from the current calibration by more than 15 percent.

Daily averages are computed for each day that contains at least seventy-five percent valid data. If a site contains less than seventy-five percent the daily average is indicated by "9999".

Table 6 summarizes the percent data capture attained during the project. It should be noted that due to the inclusion of daily zero and span checks, calibrations and audits in the invalid data hours, the maximum percent data capture is approximately 95 percent for the NMOC data. NO and NO_x will have higher values for the first two months due to delays in the start of the daily zero and span check program.

During the month of June the majority of the NMOC analyzers were affected by a common problem, the accumulation of moisture within the analyzer lines. This moisture caused a blockage of flow restrictors resulting in unstable measurements and eventually the extinguishing of the burners.

PEDCo believes that this problem was a result of the calibration and zero-span procedures recommended by the U.S. EPA. This procedure required the closing of the moisture trap regulator and subsequent readjustment of the air pressure within the analyzer. When sampling high humidity atmospheres this change in pressure would cause a sudden supersaturation of the sample air and condensation within the analyzer sample lines.

PEDCo also believes that this problem was compounded by the fact that the analyzers were new and perhaps not allowed an adequate break-in period at the factory. This claim is supported by the fact that fourteen of the eighteen analyzers experienced this problem and two of the four that did not were analyzers that had been operated at U.S. EPA-RTP for several months.

TABLE 6. NORTHEAST CORRIDOR DATA CAPTURE SUMMARY

Site	Parameter	June	July	August	September
M1	CH_4	16.8	56.3	81.2	94.1
	NMOC	30.6	77.3	94.0	93.4
M2	CH_4	49.7	89.0	93.4	96.5
	NMOC	18.8	67.6	91.9	96.9
M4	CH_4	82.9	74.7	70.8	79.9
	NMOC	52.6	90.1	94.6	97.6
M5	CH_4	57.4	92.7	90.9	96.9
	NMOC	58.1	73.8	93.1	97.6
N2	CH_4	88.1	92.2	85.2	66.3
	NMOC	84.6	94.0	85.6	76.7
N6	CH_4	33.2	90.3	82.8	91.0
	NMOC	33.1	94.2	90.2	92.4
N7A	CH_4	62.6	91.1	90.9	93.7
	NMOC	59.3	92.9	91.8	92.7
N7B	CH_4	Not on line	43.3*	91.1	96.5
	NMOC		43.4*	92.6	93.4
N8	CH_4	85.4	94.6	93.0	95.1
	NMOC	92.2	93.5	93.1	95.8
N10	CH_4	41.8	57.0	92.3	94.1
	NMOC	42.5	55.8	93.0	94.1
N12	CH_4	13.3	40.7	93.3	96.9
	NMOC	11.3	41.3	92.2	93.4
B3	CH_4	94.2	92.7	94.8	74.0
	NMOC	90.1	95.0	75.8	95.5
	NO	94.3	99.2	38.8	51.4
	NO_x	95.4	96.0	38.2	55.2
B5	CH_4	97.5	53.5	95.8	95.5
	NMOC	92.1	56.7	94.6	96.2

(continued)

TABLE 6 (continued)

Site	Parameter	June	July	August	September
B6	CH_4	58.6	92.1	92.3	94.4
	NMOC	57.8	87.0	88.6	87.8
W2	CH_4	34.2	37.9	41.9	58.0
	NMOC	34.2	35.3	85.6	56.6
W3	CH_4	15.1	40.6	95.6	94.1
	NMOC	18.3	25.8	95.0	94.8
W5	CH_4	0.0	68.5	94.2	96.2
	NMOC	0.0	68.7	85.1	91.7
	NO	66.1	92.7	91.8	88.5
	NO_x	68.9	93.1	95.2	84.0
W9	CH_4	Not on line	64.0*	93.0	96.9
	NMOC		70.8*	94.8	97.2

* Not on line for entire month.

The problem was finally corrected by installing an additional moisture trap, two pressure gauges, and two flow adjustment valves. The valves were set to maintain a ten-pound pressure drop between the two moisture traps. The pressure differential effectively removed most of the moisture in the sample air before entering the analyzer. After installation of this equipment and an appropriate modification of the calibration procedure the moisture problem did not recur.

The following subsections will discuss the invalid data and the problems that occurred at each site.

4.2 BOSTON AREA SITES

4.2.1 Site M1, North Easton

Site M1, located in North Easton, MA was put on line on May 31, 1980. The instrument did not operate consistently during the month of June due to the accumulation of moisture within the instrument. This problem was corrected in late June.

The analyzer was operational throughout most of July. However, water condensing in the sample line caused the flames to be extinguished several times during the month. The largest time period affected by this problem was July 26 to July 31. The problem was finally rectified by elevating the pump and eliminating the blockage of the pump. The remainder of invalid data hours in July is due to the daily zero-spans being out of limits.

With the exception of a recorder problem on the CH_4 channel July and in early August, the analyzer operated without any major problems for the remainder of the study.

4.2.2 Site M2, Medfield

Site M2, located in Medfield, MA, was put on line on May 26, 1980. The analyzer did not operate consistently during the month of June due to the accumulation of moisture within the instrument and the subsequent blockage of the air flow restrictors. This problem was corrected in late June by the installation of an additional moisture trap and pressure valve.

The analyzer was operational throughout most of July, however, the NMOC channel was out of limits in the early part of July, but was within limits from approximately July 12 to the end of the month.

With the exception of a CH_4 recorder problem on August 11, 1980, the analyzer operated without any major problems during the months of August and September.

4.2.3 Site M4, Watertown

Site M4, located in Watertown, MA, was put on line on May 28, 1980. The analyzer did not operate consistently during the month of June due to

the accumulation of moisture within the instrument. The moisture, while not extinguishing the flames, affected the sample flow rates and therefore the validity of the data as determined from the daily zero-span checks.

The analyzer operated throughout most of July. The CH_4 channel was subject to recorder malfunctions which caused the loss of data from July 4 to July 9, 1980. Several additional hours were invalid as a result of the zero-spans being out of limits.

During August several flameouts between August 14 and August 17 resulted in the loss of several days of data. The CH_4 channel recorder experienced a malfunction from August 21 to August 24 resulting in a loss of data. For the remainder of the study the analyzer was operational and did not experience any major problems.

4.2.4 Site M5, East Boston, MA

Site M5, located in East Boston, MA, was put on line on May 29, 1980. The analyzer operated during the first two weeks of June, but then both channels were out of limits from the 15th to the 18th. From June 20 to June 27 the analyzer was down due to the accumulation of moisture within the instrument and the subsequent blockage of the air flow restrictors. This problem was corrected in late June by the installation of an additional moisture trap and pressure valves.

The analyzer operated throughout the month of July. A recorder malfunction on the NMOC channel resulted in the loss of data from July 7 to July 13, 1980.

For the remainder of the study the analyzer did not experience any major problems.

4.3 NEW YORK CITY AREA SITES

4.3.1 Site N2, Cook College

Site N2, located at Cook College in New Brunswick, NJ was put on line June 2, 1980. The analyzer operated throughout the study period. There were several times, however, where some invalid data hours occurred. On July 22 to July 23, 18 invalid data hours occurred due to the flames going out. Additionally, approximately 1 day of data was lost on August 11 and 12 due to an operator error.

A faulty hydrogen generator was responsible for a loss of data on August 27 and 28. The generator was temporarily repaired and continued to operate until the site was moved on September 1, 1980 to the U.S. EPA Region II Laboratory at Edison, N.J. The analyzer was put on line at the new location on the morning of September 3, 1980 and was operated without problems until the end of the study.

4.3.2 Site N6, Linden

Site N6, located in Linden, New Jersey, was put on line June 20, 1980. This delay was due to problems beyond PEDCo's control in locating the site. The analyzer was operational throughout the study. The few invalid data hours that did occur are as follows: July 22 and 23, 21 hours of CH_4 data were lost due to delay in switching chart paper. August 25 to 26, 10 hours of data were lost when the circuit breakers at the site were tripped by another contractor performing other monitoring work, and the flames were not relit until the site operators visit the following day.

4.3.3 Site N7A and N7B, Newark

Sites N7 located at the New Jersey Institute of Technology, in Newark, New Jersey contained two colocated analyzers, N7A and N7B.

The primary analyzer, N7A, was put on line on June 7, 1980, after being relocated from the New Jersey state trailer.

The analyzer was operational during the month of June, however, several days of data were invalidated due to zero-span checks being out of limits. PEDCo believes that this problem was a result of both a moisture buildup in the analyzer and high temperatures within the monitoring station. Both problems were corrected by the end of the month.

During the remainder of the study period the analyzer operated without any major problems. However, one day of data was lost on July 10 to July 11 due to an operator's error.

The colocated analyzer, N7B, was put on line on July 17, 1980. This delay was due to the moisture problems that were prevalent throughout the monitoring network during the month of June. Once on line the analyzer ran for the duration of the study without any major problems.

4.3.4 Site N8, Bayonne

Site N8 located in Bayonne, New Jersey was put on line on May 23, 1980. The site operated throughout the entire study without any major problem.

4.3.5 Site N10, Brooklyn

Site N10, located in Prospect Park in Brooklyn, New York was put on line on June 1, 1980. The analyzer did not operate consistently during the first two weeks of June due to electrical problems within the analyzer. After this was repaired the analyzer operated from June 17 to July 6, 1980 when the flames went out as a result of a pump malfunction. This problem was not able to be corrected until July 21, 1980. From that time on the analyzer operated throughout the remainder of the study without any major problems.

4.3.6 Site N12, Queens

Site N12, located at the Steinway Post Office in Queens, New York, was put on line on June 23, 1980. The installation of this site was delayed due to negotiations with the post office which have been detailed in a previous section.

The analyzer was operational throughout the study but was subject to a high degree of zero drift on both the CH_4 and NMOC channels. This was responsible for the poor percent data capture from this site. The reason for the drifting was never fully determined and is believed to be a combination of temperature fluctuations and variable flow rates due to sample line problems.

4.4 BALTIMORE AREA SITES

4.4.1 Site B3, Read St.

Site B3, located at Read and Guilford Streets in Baltimore, MD, was put on line on May 18, 1980. The NMOC analyzer was operational throughout the entire study. The only major problem occurred in early August. The state of Maryland would not allow us to connect the NMOC analyzer to their sample manifold, therefore the sample line was run outside the trailer through an opening in the roof. The normal cycling of the air conditioner caused a positive pressure in the trailer, which forced trailer air out the roof opening used for the NMOC sample line. This caused a contamination of the air being sampled. The trailer air was high in nonmethane organic compounds (ethylene) from the chemiluminescent ozone analyzer exhaust. This problem was corrected by better securing the roof opening and the installation of an oxidizer on the exhaust outlet of the ozone analyzer. It is not certain, however, if the oxidizer was operated correctly or operated continuously for the remainder of the study. Due to NECRMP operational responsibilities this and other ethlyene oxidizing units were the responsibility of the state/local agencies. A sample pump failure resulted in the loss of data between August 25 and 26, 1980.

The oxides of nitrogen analyzer located at B3 was put on line on May 17, 1980. The analyzer operated continously throughout the study, however, the sample line problem that was discussed concerning the NMOC analyzer also affected the collection of NO and NO_x data. This problem was more pronounced for NO/NO_x analyzer, as can be seen from Table 6. This problem was finally corrected before the end of the monitoring period.

4.4.2 Site B5, 22nd St.

Site B5 located at 22nd and Guilford Streets in Baltimore, Maryland, was put on line on May 18, 1980. The analyzer operated continuously throughout the study. The major problem encountered at this site involved condensation within the sample line. The use of the existing manifold was not permitted. It was therefore necessary to route the sample line through a hole in the bottom of the trailer and then up to the trailer roof. As a

result of this, flow through the sample line was reduced sometime during the middle of July. This caused irregular analyzer response and eventually the flames were extinguished when the blockage was complete. The problem was corrected by re-routing the sample line and changing the location of the sample pump and the analyzer recalibrated on July 30, 1980. There were no other major problems throughout the remainder of the study.

4.4.3 Site B6, Essex

Site B6, located at Woodward and Franklin Streets in Essex, Maryland, was put on line on May 19, 1980. The analyzer operated intermittently during the month of June. From June 1 to June 13 the analyzer did not operate due to condensation of moisture within the analyzer and the subsequent blockage of the air flow restrictors. This problem was corrected in late June by the installation of an additional moisture trap and pressure valve.

The analyzer was then operational throughout the remainder of the study with just a few instances of invalid data hours, such as July 26 and 27 when the daily zero and span checks were out of limits, a recorder malfunction on August 5 and 6, and a flame out on August 16, 1980.

4.5 WASHINGTON, D.C. AREA SITES

4.5.1 Site W2, Camp Upshur

Site W2, located at Camp Upshur on the Quantico Marine Corps Reservation in Prince William County, Virginia, was put on line on June 15, 1980. The analyzer was delayed due to a defective printed circuit board for the oven. Once repaired the analyzer operated intermittently for various reasons. On June 27, 1980 the flames went out due to a hydrogen generator failure. The generator was replaced on July 10, 1980 with a new generator supplied by the state of Virginia. On July 15, 1980 the air conditioning system at the trailer broke and the analyzer was shut down to prevent overheating. The analyzer was returned to operation on July 21, 1980. Between July 27 and July 28 the daily zero and spans were out of limits. The electricity to the site was out between August 5 and August 7, 1980.

The CH_4 recorder malfunctioned on August 27, 1980 and was not repairable. Therefore, only NMOC data was collected for the remainder of the study. The air conditioner broke down again on September 10, 1980 and was not repaired until after the end of the study.

PEDCo believes that the problems at this site were due to fluctuating line voltage. For this reason, the state of Virginia was relocating the site at the end of the study.

4.5.2 Site W3, Aurora Hills

Site W3 located at the Aurora Hills Community Center in Arlington, Virginia, was put on line on June 3, 1980. The analyzer was not operational

during the latter half of June. The flames went out on several occasions (June 5 and June 16th) due to the condensation of moisture within the analyzer. This subsequently caused a blockage of the flow restrictors and the extinguishing of the flames. This problem was corrected by cleaning and/or replacing the flow restrictors and the installation of an additional moisture trap and pressure valves. This was completed and the analyzer returned to operation by July 5, 1980. However, the analyzer went out again on July 7, 1980. After relighting, the analyzer was operational for several days before the daily zero-span checks drifted out of limits.

The analyzer was recalibrated on July 22, 1980, from this time on the analyzer was operational and experienced no major problems for the duration of the study.

4.5.3 Site W5, West End Library

Site W5, located at the West End Library at 24th and L Streets in Washington, D.C. was put on line on June 6, 1980. The NMOC analyzer was not operational during the month of June due to the condensation of moisture within the analyzer lines. This subsequently caused a blockage of the flow restrictors and the extinguishing of the flames. This problem was corrected by cleaning and/or replacing the flow restrictors and the installation of an additional moisture trap and pressure valves. This was completed by the end of the first week of July, and the analyzer was operational by July 10, 1980. The NMOC analyzer did not have any major problems for the remainder of the study.

The oxides of nitrogen analyzer located at Site W5 was put on line on June 6, 1980 and was operational throughout the entire study without any major problems. Some data was lost in June as a result of inking problems with the recorder.

4.5.4 Site W9, Fort Meade

Site W9, located on Y Street in Fort George Meade, Maryland, was brought on line on July 8, 1980. This site was delayed due to problems the state of Maryland encountered in locating the trailer at Fort Meade.

Several days in early July were lost due to a recorder pen malfunction on the CH_4 recorder. The analyzer was then operational throughout the remainder of the study without any major problems.

APPENDIX A

LOCAL OPERATORS STANDARD OPERATING PROCEDURES

ZERO AND SPAN CHECK
STANDARD OPERATING PROCEDURE (SOP)
MSA-11-2 NMOC ANALYZER

After completing the daily checklist begin the zero and span check according to the following stepwise procedure.

1. Check moisture trap No. 1 on the side of the instrument. If it contains more than 1" of water open valve SLOWLY and drain to a level of 1/4". Do not drain completely.

2. Check moisture trap No. 2, also on the side of the instrument. If it contains more than 1/2" of water open the toggle valve and drain.

3. Check both pressure gauge (No. 1 and No. 2). No. 1 should read approximately 40 psig. No. 2 should read 10 psig less than No. 1, adjust No. 2 if it does not.

4. Disconnect the "pump inlet" line from the sample manifold to the vacuum side of the pump. Then connect the "T-line" to the same fitting. CAUTION: Do not overtighten the connection, finger tight and then a 1/4 turn with the wrench should suffice.

5. Connect the zero stem to the "quick connect" side of the "T-line". Check for excess flow through the open end of the "T-line". Flow through the "T-line" may be increased by turning the knob on the face of the regulator clockwise. Decrease the flow by turning the knob counter-clockwise.

6. Allow sufficient time (approximately 5 to 10 minutes) for the analyzer to stabilize. Record the zero value on the daily checklist, the daily zero/span data sheet and plot the value on zero/span chart. Note - the pressure on the span and zero tank should be 60 $lb/in.^2$.

7. Disconnect the zero stem and connect the SPAN stem to the "T-line". Check for excess flow through the open end of the "T-line". Flow through the "T-line may be increased by turning the knob on the face of the regulator clockwise. Decrease the flow by turning the knob counter-clockwise.

8. Allow sufficient time (approximately 5 to 10 minutes) for the analyzer to stabilize. Record the span value on the daily checklist, the daily zero/span data sheet and plot the value on the zero/span chart.

9. If either value for both Channel 1 and Channel 2 are off by more than the 10 percent indicated on the control chart call the PEDCo Project Manager, Ed Mullin (513) 782-4700 immediately.

10. Disconnect the SPAN stem from the "T-line". If a precision check is to be performed at this time continue with the SOP for precision checks, if not, then proceed to Step 11.

11. Disconnect the "T-line" from the vacuum side of the pump. Connect the pump inlet line to the pump fitting. CAUTION: Do not overtighten the connection, finger tight and a 1/4 turn with the wrench should suffice.

12. Label both the zero and span points on the strip charts, record the time and date and sign both strip charts.

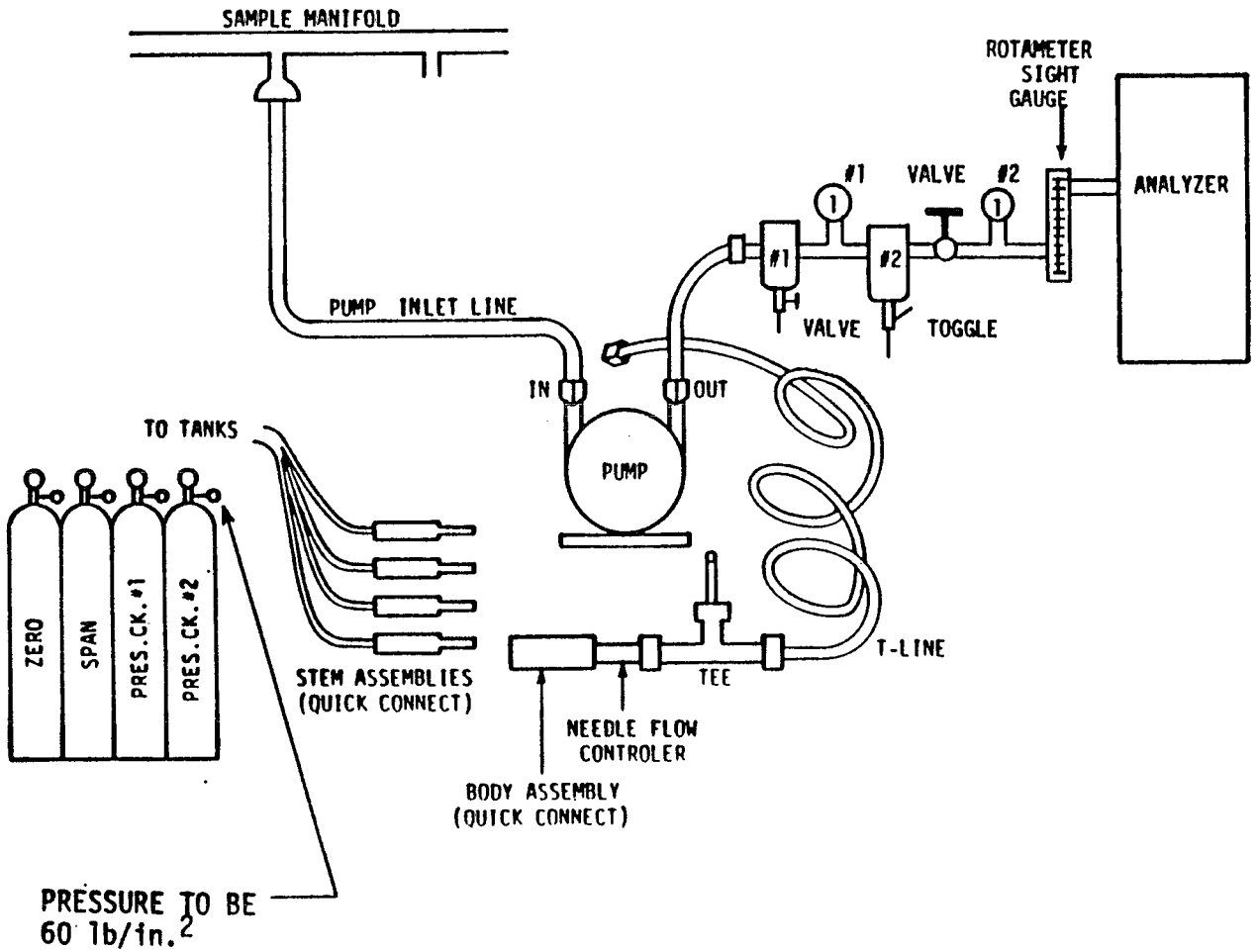
SAMPLE MANIFOLD
ROTAMETER
SIGHT
GAUGE
ANALYZER
#1
VALVE
#2
#1
#2
VALVE
TOGGLE
PUMP INLET LINE
IN
OUT
PUMP
TO TANKS
ZERO
SPAN
PRES.CK.#1
PRES.CK.#2
STEM ASSEMBLIES
(QUICK CONNECT)
T-LINE
TEE
NEEDLE FLOW
CONTROLER
BODY ASSEMBLY
(QUICK CONNECT)
PRESSURE TO BE
60 lb/in.2

PRECISION CHECK
STANDARD OPERATING PROCEDURE

The following procedure for precision checks is to follow Step 10 of the ZERO and SPAN check SOP.

1. Connect the precision check gas cylinder No. 1 (Precis. Ck. No. 1) stem to the quick connect side of the "T-line". Check for excess flow through the open end of the "T-line". Flow through the "T-line" may be increased by turning the knob on the face of the regulator clockwise. Decrease the flow by turning the knob counter-clockwise. Allow sufficient time (approximately 5 to 10 minutes) for the analyzer to stabilize. Record the precision check point No. 1 valve on the form and label the strip charts. Note - the pressure for the precision span tanks should be 60 $lb/in.^2$.

2. Disconnect the Precis. Ck. No. 1 stem and connect the Precis. Ck. No. 2 stem to the "T-line". Check for excess flow through the open end of the "T-line". Flow through the "T-line" may be increased by turning the knob on the face of the regulator clockwise. Decrease the flow by turning the knob counter-clockwise. Allow sufficient time (approximately 5 to 10 minutes) for the analyzer to stabilize. Record the precision check point No. 2 valve on the form and label the strip charts.

3. Disconnect the Precis. Ck. No. 2 stem from the "T-line".

4. Disconnect the "T-line" from the vacuum side of the pump. Connect the "pump inlet" line to the pump fitting. CAUTION: Do not overtighten the connection, finger tighten and a 1/4 turn with the wrench should suffice.

5. Label both precision points on the strip charts, record the time and date, and sign both strip charts. NOTE: If a zero and span check was also performed label these points on the strip charts.

RELIGHTING BURNER
STANDARD OPERATING PROCEDURE

If the flame out indicator is ON (the light will be on) the burner(s) will need to be relit. The following stepwise procedure should be completed before calling the PEDCo Project Manager, Ed Mullin (513) 782-4700. If the burner does not relight easily, call the PEDCo Project Manager.

1. Adjust the AIR regulator (on the face of the instrument) to 5 to 10 psig.

2. Press the IGNITOR button (also the flame out indicator) for a count of three. If the burner has been out awhile, it will take several attempts to successfully relight the burner.

3. If the burner does not ignite on the first try repeat 3 or 4 more times. NOTE: It will take several seconds for the light to go out after the burner ignites.

4. Adjust the AIR regulator to 20 psig.

5. Record on all the strip charts which channel was relit and when.

ZERO AND SPAN CHECK
STANDARD OPERATING PROCEDURE (SOP)
BENDIX 8101B, NO-NO_x ANALYZER

After completing the daily checklist begin the zero and span check according to the following stepwise procedure.

1. Connect the zero/span line to the zero air tank.

2. Turn on zero air tank and adjust pressure to 20 psi.

3. Allow sufficient time (approximately 5 to 10 minutes) for the analyzer to stabilize. Record the zero value and mark the zero response on the strip chart.

4. Turn off the zero air tank.

5. Disconnect the zero/span line from the zero tank and connect the line to the span tank.

6. Turn on the span tank and adjust the pressure to 20 psi.

7. Allow sufficient time (approximately 5 to 10 minutes) for the analyzer to stabilize. Record the span value and mark the span response on the strip chart.

8. Turn off the span tank.

9. Disconnect the zero/span line and connect it to the zero tank. The zero line must be connected to a tank between zero/span tanks.

10. Check that both the zero and span tanks are shut off.

11. Return the analyzer back on line and record the time on the strip chart.

NORTHEAST CORRIDOR REGIONAL MODELING PROJECT
NON-METHANE ORGANIC COMPOUND DATA COLLECTION
PN 3489

° LOCAL OPERATORS CONTACT LIST °

Ed Mullin, Project Manager
PEDCo Environmental, Inc.
Cincinnati, Ohio 45246
(513) 782-4700 Home (513) 742-2741

Lawrence Elfers, Technical Advisor
PEDCo Environmental, Inc.
Cincinnati, Ohio 45246
(513) 782-4700 Home (513) 777-1061

Anthony Wisbith, Project Director
PEDCo Environmental, Inc.
Cincinnati, Ohio 45246
(513) 782-4700 Home (513) 877-2249

Ron Heavner, Field Project Manager
PEDCo Environmental, Inc.
*Contact through E. Mullin

Ed Hanks, Project Officer
U.S. EPA
Research Triangle Park, North Carolina 27711
(919) 541-5474

Local Operators

Boston:	Bioassay Systems Corp. 100 Inman St. Cambridge, Massachusetts 02139 (617) 661-6888
New York:	William R. Davis, Jr. 3148 Clark Lane S. Plainfield, New Jersey 07080 (201) 756-3549
	Mike Korzemba (201) 699-9746
Baltimore-Washington:	Abdelhamid Boilberhane 5700 MacArthur Blvd., N.W. Washington, D.C. 20016 (202) 362-2127
	Sayah Nedjar American University Box 181 - Eagle Station Washington, D.C. 20016 (301) 736-0396

NORTHEAST CORRIDOR REGIONAL MODELING PROJECT
CONTINUOUS NON-METHANE ORGANIC COMPOUND
DATA COLLECTION
PN 3489

° SITE LOCATIONS °

BOSTON

M1 North Easton Post Office
Rte. 138 and Main Street
North Easton, MA

M2 Medfield State Hospital,
Medfield, MA

M4 Victory Field
Watertown, MA

M5 Boston Edison Substation
Berman Avenue
East Boston, MA

NEW YORK

N6 Lower and Range Streets
Linden, N.J.

N7 Faulty Memorial Hall
New Jersey Institute of Technology
Warren and Summit Streets
Neward, N.J.

N8 Hudson Co. Park
Bayonne, N.J.

N2 Meteorology Building
Cook College, Nichol Ave.
New Brunswick, N.J.

N10 Maintenance Building
Prospect Park
Brooklyn, N.Y.

N12 Steinway Post Office
4304 Broadway
Long Island City, N.Y.

BALTIMORE-WASHINGTON D.C.

B3 Read St. and Guilford St.
Baltimore, MD

B5 Guilford St. and 22nd St.
Baltimore, MD

B6 Woodward and Franklin Sts.
Essex, MD

W2 Near Camp Upshur
on St. Rte. 646, 5 mi SE of
Nokesville, VA

W3 Aurora Hills Community Center
735 18th St. South
Arlington, VA

W5 West End Library
N.W. 24th and N.W. L. Street
Washington, D.C.

W9 Fort George Meade
Rec. Veh. Storage Compound
Fort George Meade, MD

APPENDIX B

HOURLY AVERAGE REPORTS

NOTE: ALL TIMES ARE RECORDED IN EASTERN STANDARD TIME (EST)

N.E. CORRIDOR HYDROCARBON STUDY
HOURLY AVERAGE REPORT
****

STATE	22	MASSACHUSETTS
AREA	535	EASTON
SITE	1	M1 (NORTH EASTON)
PARAMETER	43201	METHANE (CH4)
UNITS	7	PARTS PER MILLION

YEAR 1980
MONTH JUNE

DAY	HOUR 00	01	02	03	04	05	06	07	08	09	10	11	12	13	14	15	16	17	18	19	20	21	22	23	DAILY AVG
1	9999	9999	9999	9999	9999	9999	9999	9999	9999	9999	9999	9999	9999	9999	9999	9999	9999	9999	9999	9999	9999	9999	9999	9999	9999
2	9999	9999	9999	9999	9999	9999	9999	9999	9999	9999	9999	1.05	1.46	1.84	2.15	2.37	2.37	2.09	1.65	1.23	.90	.73	.66	.52	9999
3	.41	.35	.33	.29	.35	.29	.29	.35	.53	.54	1.49	9999	1.54	1.78	2.00	2.11	2.08	1.92	1.74	1.56	1.27	1.18	1.11	.99	1.07
4	.96	.90	.96	.90	.90	.92	.86	.95	1.22	9999	9999	1.11	.55	.35	.29	.35	.48	.49	.46	.46	.36	.20	.22	.06	.63
5	.00	.00	.00	.00	.00	.00	.00	.00	.00	.00	.86	9999	.83	.82	.80	.79	.80	.84	.89	.97	1.15	1.29	1.45	1.35	.56
6	1.24	1.17	1.13	1.11	1.08	1.05	1.04	1.71	1.88	1.96	1.64	1.57	1.55	1.49	1.46	1.43	1.44	1.43	1.40	1.29	1.20	1.15	1.15	1.18	1.36
7	1.18	1.16	1.15	1.14	9999	9999	9999	9999	9999	9999	9999	9999	9999	9999	9999	9999	9999	9999	9999	9999	9999	9999	9999	9999	9999
8	9999	9999	9999	9999	9999	9999	9999	9999	9999	9999	9999	9999	9999	9999	9999	9999	9999	9999	9999	9999	9999	9999	9999	9999	9999
9	9999	9999	9999	9999	9999	9999	9999	9999	9999	9999	9999	9999	9999	9999	9999	9999	9999	9999	9999	9999	9999	9999	9999	9999	9999
10	9999	9999	9999	9999	9999	9999	9999	9999	9999	9999	9999	9999	9999	9999	9999	9999	9999	9999	9999	9999	9999	9999	9999	9999	9999
11	9999	9999	9999	9999	9999	9999	9999	9999	9999	9999	9999	9999	9999	9999	9999	9999	9999	9999	9999	9999	9999	9999	9999	9999	9999
12	9999	9999	9999	9999	9999	9999	9999	9999	9999	9999	9999	9999	9999	9999	9999	9999	9999	9999	9999	9999	9999	9999	9999	9999	9999
13	9999	9999	9999	9999	9999	9999	9999	9999	9999	9999	9999	9999	9999	9999	9999	9999	9999	9999	9999	9999	9999	9999	9999	9999	9999
14	9999	9999	9999	9999	9999	9999	9999	9999	9999	9999	9999	9999	9999	9999	9999	9999	9999	9999	9999	9999	9999	9999	9999	9999	9999
15	9999	9999	9999	9999	9999	9999	9999	9999	9999	9999	9999	9999	9999	9999	9999	9999	9999	9999	9999	9999	9999	9999	9999	9999	9999
16	9999	9999	9999	9999	9999	9999	9999	9999	9999	9999	9999	9999	9999	9999	9999	9999	9999	9999	9999	9999	9999	9999	9999	9999	9999
17	9999	9999	9999	9999	9999	9999	9999	9999	9999	9999	9999	9999	9999	9999	9999	9999	9999	9999	9999	9999	9999	9999	9999	9999	9999
18	9999	9999	9999	9999	9999	9999	9999	9999	9999	9999	9999	9999	9999	9999	9999	9999	9999	9999	9999	9999	9999	9999	9999	9999	9999
19	9999	9999	9999	9999	9999	9999	9999	9999	9999	9999	9999	9999	9999	9999	9999	9999	9999	9999	9999	9999	9999	9999	9999	9999	9999
20	9999	9999	9999	9999	9999	9999	9999	9999	9999	9999	9999	9999	9999	9999	9999	9999	9999	9999	9999	9999	9999	9999	9999	9999	9999
21	9999	9999	9999	9999	9999	9999	9999	9999	9999	9999	9999	9999	9999	9999	9999	9999	9999	9999	9999	9999	9999	9999	9999	9999	9999
22	9999	9999	9999	9999	9999	9999	9999	9999	9999	9999	9999	9999	9999	9999	9999	9999	9999	9999	9999	9999	9999	9999	9999	9999	9999
23	9999	9999	9999	9999	9999	9999	9999	9999	9999	9999	9999	9999	9999	9999	9999	9999	9999	9999	9999	9999	9999	9999	9999	9999	9999
24	9999	9999	9999	9999	9999	9999	9999	9999	9999	9999	9999	9999	9999	9999	9999	9999	9999	9999	9999	9999	9999	9999	9999	9999	9999
25	9999	9999	9999	9999	9999	9999	9999	9999	9999	9999	9999	9999	9999	9999	9999	9999	9999	9999	9999	9999	9999	9999	9999	9999	9999
26	9999	9999	9999	9999	9999	9999	9999	9999	9999	9999	9999	9999	9999	9999	9999	9999	9999	9999	9999	9999	9999	9999	9999	9999	9999
27	9999	9999	9999	9999	9999	9999	9999	9999	9999	9999	9999	9999	9999	9999	9999	9999	9999	9999	9999	9999	9999	9999	9999	9999	9999
28	9999	9999	9999	9999	9999	9999	9999	9999	9999	9999	9999	9999	9999	9999	9999	9999	9999	9999	9999	9999	9999	9999	9999	9999	9999
29	9999	9999	9999	9999	9999	9999	9999	9999	9999	9999	9999	9999	9999	9999	9999	9999	9999	9999	9999	9999	9999	9999	9999	9999	9999
30	9999	9999	9999	9999	9999	9999	9999	9999	9999	9999	9999	9999	1.44	1.63	1.85	2.06	2.17	2.22	2.27	2.28	2.23	2.18	2.16	2.27	9999

HOURLY MAX: 1ST 2.37 ON DAY 2 HOUR 15
2ND 2.37 ON DAY 2 HOUR 16

N.E. CORRIDOR HYDROCARBON STUDY
HOURLY AVERAGE REPORT
****

STATE	22	MASSACHUSETTS
AREA	535	EASTON
SITE	1	M1 (NORTH EASTON)
PARAMETER	43102	NON-METHANE HYDROCARBONS
UNITS	7	PARTS PER MILLION

YEAR 1980
MONTH JUNE

DAY	00	01	02	03	04	05	06	07	08	09	10	11	12	13	14	15	16	17	18	19	20	21	22	23	DAILY AVG
	HOUR																								
1	2.13	2.13	2.07	2.04	2.04	2.04	2.13	2.22	2.19	2.16	2.07	2.07	2.10	2.10	2.13	2.10	2.16	2.04	1.98	1.92	1.83	1.77	1.71	1.74	2.04
2	1.59	1.56	1.59	1.56	1.65	1.68	1.83	1.83	1.86	1.83	9999	9999	1.08	1.17	1.17	1.20	1.14	.96	.93	.90	.84	.81	.78	.75	1.31
3	.69	.69	.72	.69	.72	.72	.81	.87	.93	.87	9999	.57	.81	.87	.87	.93	.78	.66	.57	.51	.57	.51	.51	.54	.71
4	.51	.54	.51	.51	.54	.51	.57	.60	.66	.69	9999	1.83	3.60	2.31	.42	.72	1.02	1.02	1.20	1.08	1.08	1.14	1.14	1.11	1.01
5	1.08	1.05	1.05	1.05	1.05	1.05	1.05	.39	.30	.36	9999	.42	.42	.42	.45	.45	.48	.39	.45	.36	.42	.27	.33	.33	.59
6	.33	.30	.30	.33	.30	.30	.30	.36	.42	1.38	9999	[redacted]			.75	1.14	1.29	1.35	1.47	1.59	1.71	1.98	2.10	2.04	1.72
7	1.98	1.92	1.92	1.86	9999	9999	9999	9999	9999	9999	9999	9999	9999	9999	9999	9999	9999	9999	9999	9999	9999	9999	9999	9999	9999
8	9999	9999	9999	9999	9999	9999	9999	9999	9999	9999	9999	9999	9999	9999	9999	9999	9999	9999	9999	9999	9999	9999	9999	9999	9999
9	9999	9999	9999	9999	9999	9999	9999	9999	9999	9999	9999	9999	9999	9999	9999	9999	9999	9999	9999	9999	9999	9999	9999	9999	9999
10	9999	9999	9999	9999	9999	9999	9999	9999	9999	9999	9999	9999	9999	9999	9999	9999	9999	9999	9999	9999	9999	9999	9999	9999	9999
11	9999	9999	9999	9999	9999	9999	9999	9999	9999	9999	9999	9999	9999	9999	9999	9999	9999	9999	9999	9999	9999	9999	9999	9999	9999
12	9999	9999	9999	9999	9999	9999	9999	9999	9999	9999	9999	9999	9999	9999	9999	9999	9999	9999	9999	9999	9999	9999	9999	9999	9999
13	9999	9999	9999	9999	9999	9999	9999	9999	9999	9999	9999	9999	9999	9999	9999	9999	9999	9999	9999	9999	9999	9999	9999	9999	9999
14	9999	9999	9999	9999	9999	9999	9999	9999	9999	9999	9999	9999	9999	9999	9999	9999	9999	9999	9999	9999	9999	9999	9999	9999	9999
15	9999	9999	9999	9999	9999	9999	9999	9999	9999	9999	9999	9999	9999	9999	9999	9999	9999	9999	9999	9999	9999	9999	9999	9999	9999
16	9999	9999	9999	9999	9999	9999	9999	9999	9999	9999	9999	9999	9999	9999	9999	9999	9999	9999	9999	9999	9999	9999	9999	9999	9999
17	9999	9999	9999	9999	9999	9999	9999	9999	9999	9999	9999	9999	9999	9999	9999	9999	9999	9999	9999	9999	9999	9999	9999	9999	9999
18	9999	9999	9999	9999	9999	9999	9999	9999	9999	9999	9999	9999	9999	9999	9999	9999	9999	9999	9999	9999	9999	9999	9999	9999	9999
19	9999	9999	9999	9999	9999	9999	9999	9999	9999	9999	9999	9999	9999	9999	9999	9999	9999	9999	9999	9999	9999	9999	9999	9999	9999
20	9999	9999	9999	9999	9999	9999	9999	9999	9999	9999	9999	9999	9999	9999	9999	9999	9999	9999	9999	9999	9999	9999	9999	9999	9999
21	9999	9999	9999	9999	9999	9999	9999	9999	9999	9999	9999	9999	9999	9999	9999	9999	9999	9999	9999	9999	9999	9999	9999	9999	9999
22	9999	9999	9999	9999	9999	9999	9999	9999	9999	9999	9999	9999	9999	9999	9999	9999	9999	9999	9999	9999	9999	9999	9999	9999	9999
23	9999	9999	9999	9999	9999	9999	9999	9999	9999	9999	9999	9999	9999	9999	9999	9999	9999	9999	9999	9999	9999	9999	9999	9999	9999
24	9999	9999	9999	9999	9999	9999	9999	9999	9999	9999	9999	9999	9999	9999	9999	9999	9999	9999	9999	9999	9999	9999	9999	9999	9999
25	9999	9999	9999	9999	9999	9999	9999	9999	9999	9999	9999	9999	9999	9999	9999	9999	9999	9999	9999	9999	9999	9999	9999	9999	9999
26	9999	9999	9999	9999	9999	9999	9999	9999	9999	9999	9999	9999	9999	9999	9999	9999	9999	9999	9999	9999	9999	9999	9999	9999	9999
27	9999	9999	9999	9999	9999	9999	9999	9999	9999	9999	9999	9999	1.47	1.23	1.14	1.08	1.17	1.35	1.56	1.71	1.71	1.74	1.77	1.80	9999
28	1.80	1.86	1.92	1.92	1.89	1.86	1.83	1.80	1.83	1.65	9999	9999	.90	.87	.78	.63	.48	.60	.72	.84	.93	.96	.99	.96	1.27
29	.99	1.02	1.08	1.11	1.20	1.26	1.32	1.20	1.14	1.02	.84	.90	.93	.96	1.05	1.14	1.17	1.17	1.11	1.11	1.17	1.05	1.05	1.08	1.09
30	1.11	1.08	1.05	1.05	1.05	1.08	1.11	9999	9999	9999	9999	.24	.42	.45	.27	.18	.30	.30	.24	.36	.36	.39	.54	.48	.60

HOURLY MAX: 1ST 7.08 ON DAY 6 HOUR 13
2ND 6.60 ON DAY 6 HOUR 12

N.E. CORRIDOR HYDROCARBON STUDY
HOURLY AVERAGE REPORT
****

STATE	22	MASSACHUSETTS
AREA	535	EASTON
SITE	1	M1 (NORTH EASTON)
PARAMETER	43201	METHANE (CH4)
UNITS	7	PARTS PER MILLION

YEAR 1980
MONTH JULY

DAY	HOUR 00	01	02	03	04	05	06	07	08	09	10	11	12	13	14	15	16	17	18	19	20	21	22	23	DAILY AVG
1	9999	2.22	2.20	2.18	2.17	2.18	2.21	2.33	2.52	2.12	9999	1.66	1.86	2.33	2.96	3.57	3.97	4.12	4.09	3.92	3.64	3.35	3.10	2.93	2.80
2	2.84	2.77	2.70	2.66	2.63	2.60	2.59	2.71	2.88	3.12	2.23	9999	1.36	1.14	1.04	1.02	.98	.97	.99	.98	1.00	1.01	1.01	1.02	1.84
3	1.02	1.03	1.06	1.06	1.04	1.04	1.07	1.09	1.09	1.05	1.00	9999	9999	1.27	1.23	1.22	1.18	1.16	1.15	1.14	1.13	1.15	1.19	1.19	1.12
4	1.20	1.25	1.23	1.24	1.26	1.28	1.29	1.25	1.20	1.19	1.18	1.16	1.17	1.18	1.21	1.25	9999	1.37	1.33	1.33	1.29	1.24	1.27	1.28	1.25
5	1.27	1.28	1.28	1.31	1.34	1.37	1.33	1.29	1.22	1.17	1.14	1.15	1.18	1.30	9999	1.45	1.43	1.39	1.37	1.31	1.23	1.21	1.22	1.18	1.28
6	1.14	1.10	1.09	1.10	1.05	1.05	1.05	1.02	1.04	1.04	1.02	1.01	.99	1.01	1.01	1.00	.99	.99	.99	1.02	1.04	1.06	1.09	1.08	1.04
7	1.10	1.08	1.13	1.14	1.13	1.12	1.11	1.11	1.09	1.08	1.05	1.06	9999	9999	1.10	1.08	1.10	1.10	1.10	1.11	1.11	1.12	1.12	1.12	1.10
8	1.14	1.20	1.26	1.30	1.28	1.24	1.17	1.15	1.16	1.21	1.18	1.07	1.02	9999	1.05	1.03	1.03	1.05	1.07	1.11	1.15	1.17	1.16	1.15	1.15
9	1.18	1.17	1.16	1.12	1.11	1.09	1.07	1.06	1.05	1.01	1.05	9999	1.14	1.04	1.09	1.07	1.08	1.09	1.12	1.08	1.08	1.10	1.08	9999	1.09
10	9999	9999	9999	9999	9999	9999	9999	9999	9999	9999	9999	9999	1.16	1.15	1.17	1.19	1.21	1.23	1.24	1.21	1.20	1.23	1.21	1.21	9999
11	1.20	1.21	1.21	1.21	1.20	1.19	1.24	1.24	1.24	9999	1.24	1.15	1.14	1.13	1.12	1.11	1.12	1.11	1.11	1.14	1.13	1.11	1.12	1.12	1.16
12	1.13	1.09	1.13	1.12	1.21	1.10	1.11	1.05	1.04	1.04	9999	1.09	1.06	1.06	1.07	1.07	1.08	1.07	1.08	1.06	1.07	1.08	1.06	9999	1.09
13	9999	9999	9999	9999	9999	9999	9999	9999	9999	9999	9999	9999	9999	9999	9999	9999	9999	9999	9999	9999	9999	9999	9999	9999	9999
14	9999	9999	9999	9999	9999	9999	9999	9999	9999	9999	9999	9999	9999	1.07	1.09	1.14	1.19	1.23	1.22	1.19	1.17	1.15	1.16	1.19	9999
15	9999	9999	9999	9999	9999	9999	9999	9999	9999	9999	9999	1.99	1.94	1.91	1.90	1.91	1.91	1.91	1.93	1.95	1.90	1.93	1.90	1.88	9999
16	1.88	1.89	1.91	1.92	1.94	1.94	1.91	1.94	1.99	1.98	9999	9999	9999	9999	9999	9999	9999	9999	9999	9999	9999	9999	9999	9999	9999
17	9999	9999	9999	9999	9999	9999	9999	9999	9999	9999	9999	9999	1.58	1.53	1.53	1.58	1.60	1.62	9999	9999	9999	9999	9999	9999	9999
18	9999	9999	9999	9999	9999	9999	9999	9999	1.47	1.49	9999	1.50	1.48	1.47	1.48	1.47	1.45	1.46	1.49	1.49	1.50	1.52	1.51	1.53	9999
19	1.52	1.52	1.52	1.53	1.51	1.56	1.59	1.57	1.50	1.47	1.44	1.41	9999	1.43	1.42	1.42	1.42	1.44	1.46	1.47	9999	9999	9999	9999	1.48
20	9999	9999	9999	9999	9999	9999	9999	9999	9999	9999	9999	9999	9999	9999	9999	9999	9999	9999	9999	9999	9999	9999	9999	9999	9999
21	9999	9999	9999	9999	9999	9999	9999	9999	9999	9999	9999	9999	9999	9999	1.59	1.59	1.63	1.65	1.71	1.72	1.72	1.70	1.65	1.60	9999
22	1.50	1.44	1.47	1.50	1.54	1.59	1.58	1.51	1.44	1.39	1.39	9999	1.56	1.65	1.79	1.81	1.77	1.71	1.68	9999	9999	9999	9999	9999	1.57
23	9999	9999	9999	9999	9999	9999	9999	9999	9999	9999	9999	9999	9999	9999	9999	1.53	1.54	1.54	1.54	1.52	1.53	1.53	1.55	1.57	9999
24	1.57	1.52	1.51	1.49	1.52	1.52	1.50	1.49	1.50	1.48	1.48	1.48	1.47	9999	1.51	1.52	1.52	1.55	1.54	1.53	1.53	1.51	1.54	1.57	1.52
25	1.51	1.51	1.51	1.48	1.49	1.52	1.51	1.50	1.48	1.49	1.46	1.46	1.45	9999	1.52	1.49	9999	9999	9999	9999	9999	9999	9999	9999	9999
26	9999	9999	9999	9999	9999	9999	9999	9999	9999	9999	9999	9999	9999	9999	9999	9999	9999	9999	9999	9999	9999	9999	9999	9999	9999
27	9999	9999	9999	9999	9999	9999	9999	9999	9999	9999	9999	9999	9999	9999	9999	9999	9999	9999	9999	9999	9999	9999	9999	9999	9999
28	9999	9999	9999	9999	9999	9999	9999	9999	9999	9999	9999	9999	9999	9999	9999	9999	9999	9999	9999	9999	9999	9999	9999	9999	9999
29	9999	9999	9999	9999	9999	9999	9999	9999	9999	9999	9999	9999	9999	1.32	1.33	1.34	9999	9999	9999	9999	9999	9999	9999	9999	9999
30	9999	9999	9999	9999	9999	9999	9999	9999	9999	9999	9999	9999	9999	9999	9999	9999	9999	9999	9999	9999	9999	9999	9999	9999	9999
31	9999	9999	9999	9999	9999	9999	9999	9999	9999	9999	9999	1.61	1.57	1.57	1.56	1.56	1.56	9999	9999	9999	9999	9999	9999	9999	9999

HOURLY MAX: 1ST 4.12 ON DAY 1 HOUR 17
2ND 4.09 ON DAY 1 HOUR 18

N.E. CORRIDOR HYDROCARBON STUDY
HOURLY AVERAGE REPORT
****

STATE	22	MASSACHUSETTS
AREA	535	EASTON
SITE	1	M1 (NORTH EASTON)
PARAMETER	43102	NON-METHANE HYDROCARBONS
UNITS	7	PARTS PER MILLION

YEAR	1980
MONTH	JULY

	HOUR																								DAILY
DAY	00	01	02	03	04	05	06	07	08	09	10	11	12	13	14	15	16	17	18	19	20	21	22	23	AVG
1	9999	9999	9999	9999	9999	9999	9999	9999	9999	9999	9999	9999	9999	9999	9999	9999	9999	9999	9999	9999	9999	9999	9999	9999	9999
2	9999	9999	9999	9999	9999	9999	9999	9999	9999	9999	9999	.21	.30	.27	.27	.18	.12	.09	.06	.06	.03	.18	.18	.18	9999
3	.15	.15	.18	.18	.18	.15	.21	.39	.42	.36	.30	9999	9999	.24	.36	.33	.27	.30	.24	.18	.09	.12	.21	.33	.24
4	.36	.33	.30	.30	.30	.36	.27	.21	.18	.21	.21	.18	.18	.18	.15	.12	9999	.06	.18	.21	.33	.39	.57	.54	.27
5	.45	.42	.36	.36	.36	.42	.36	.30	.24	.21	.18	.15	.15	.12	.21	.12	.15	.18	.21	.27	.27	.30	.30	.33	.27
6	.39	.33	.33	.30	.27	.24	.24	.21	.18	.15	.21	.21	.21	.18	.18	.15	.15	.12	.09	.09	.27	.30	.30	.21	.22
7	.21	.15	.15	.12	.09	.09	.15	.15	.12	.15	.15	.15	.12	9999	.18	.15	.15	.15	.18	.30	.42	.45	.48	.45	.20
8	.54	.60	.54	.51	.48	.45	.39	.33	.36	.39	.36	.30	.24	9999	.18	.30	.21	.27	.24	.24	.24	.27	.27	.24	.35
9	.30	.30	.27	.18	.15	.27	.21	.18	.18	.15	.21	9999	.21	.24	.24	.27	.24	.21	.21	.21	.21	.36	.39	.45	.25
10	.39	.39	.30	.18	.18	.24	.24	.24	.24	.36	1.11	9999	.12	.15	.12	.15	.15	.15	.09	.06	.03	.00	.03	.03	.22
11	.06	.09	.06	.09	.09	.09	.12	.15	.18	.21	.24	.30	.24	.21	.21	.21	.18	.12	.12	.09	.12	.12	.18	.18	.15
12	.18	.15	.15	.18	.15	.09	.06	.03	.06	.06	9999	.00	.03	.06	.03	.03	.03	.03	.03	.03	.06	.06	.09	.06	.07
13	.09	.15	.12	.12	.15	.12	.03	.06	.03	.03	.03	.03	.03	.03	.03	.03	.00	.06	.12	.12	.15	.18	.15	.12	.08
14	.09	.12	.09	.12	.12	.18	.18	.09	.21	.12	.12	.06	9999	.03	.03	.03	.03	.06	.00	.00	.03	.00	.03	9999	.08
15	9999	9999	9999	9999	9999	9999	9999	9999	9999	9999	9999	.30	.30	.30	.30	.27	.24	.21	.21	.21	.18	.15	.15	.15	9999
16	.18	.18	.18	.21	.24	.27	.30	.36	.42	.42	9999	9999	9999	9999	9999	9999	9999	9999	9999	9999	9999	9999	9999	9999	9999
17	9999	9999	9999	9999	9999	9999	9999	9999	9999	9999	9999	9999	.03	.00	.09	.09	.06	.09	.09	.03	.03	.00	.00	.00	9999
18	.00	.00	.03	.03	.06	.03	.03	.00	.00	.03	9999	.27	.27	.21	.21	.15	.15	.18	.18	.24	.21	.24	.21	.21	.13
19	.21	.21	.30	.27	.21	.24	.24	.24	.24	.24	.21	.18	9999	.24	.24	.21	.18	.18	.18	.18	.18	.18	.18	.18	.21
20	.18	.15	.15	.21	.21	.21	.21	.24	.24	.27	.27	.24	.24	.30	.27	.27	.30	.36	.36	.30	.30	.27	.33	.30	.26
21	.33	.36	.39	.39	.42	.48	.51	.54	.72	.51	.48	.48	.45	9999	.21	.15	.15	.12	.18	.21	.24	.24	.21	.18	.35
22	.12	.12	.12	.15	.27	.33	.33	.24	.15	.15	.18	9999	.12	.21	.06	.03	.00	.00	.00	.00	.09	.09	.09	.09	.13
23	.09	.09	.09	.09	.09	.12	.18	.27	.33	.27	.21	.18	.12	9999	9999	.21	.18	.00	.15	.12	.09	.09	.09	.12	.14
24	.12	.15	.15	.12	.12	.12	.12	.12	.12	.15	.12	.12	.09	9999	.21	.21	.21	.18	.18	.30	.36	.36	.42	.30	.19
25	.30	.27	.24	.24	.27	.33	.36	.42	.48	.54	9999	9999	9999	9999	9999	9999	9999	9999	9999	9999	9999	9999	9999	9999	9999
26	9999	9999	9999	9999	9999	9999	9999	9999	9999	9999	9999	9999	9999	9999	9999	9999	9999	9999	9999	9999	9999	9999	9999	9999	9999
27	9999	9999	9999	9999	9999	9999	9999	9999	9999	9999	9999	9999	9999	9999	9999	9999	9999	9999	9999	9999	9999	9999	9999	9999	9999
28	9999	9999	9999	9999	9999	9999	9999	9999	9999	9999	9999	9999	.09	.00	.00	.00	.00	.00	.00	.00	.00	.00	.00	.00	9999
29	.00	.00	.00	.00	.00	.00	.00	.00	9999	9999	9999	9999	9999	.09	.00	.00	.00	.00	.00	.00	.00	.00	.00	.00	.00
30	.00	.00	.00	.00	.00	.00	.03	.00	.00	.00	.00	9999	.24	.24	.24	.27	.21	.18	.21	.24	.27	.27	.27	.33	.13
31	.27	.27	.24	.21	.24	.33	.57	.51	.45	.27	.27	.30	.36	.21	.15	.15	.15	.15	.24	.36	.33	.39	.39	.39	.30

HOURLY MAX: 1ST 1.11 ON DAY 10 HOUR 10
2ND .72 ON DAY 21 HOUR 8

N.E. CORRIDOR HYDROCARBON STUDY
HOURLY AVERAGE REPORT
****

STATE	22	MASSACHUSETTS
AREA	535	EASTON
SITE	1	M1 (NORTH EASTON)
PARAMETER	43201	METHANE (CH4)
UNITS	7	PARTS PER MILLION

YEAR 1980
MONTH AUGUST

DAY	HOUR 00	01	02	03	04	05	06	07	08	09	10	11	12	13	14	15	16	17	18	19	20	21	22	23	DAILY AVG
1	1.60	1.62	1.62	1.64	1.63	1.63	1.64	1.65	1.66	1.67	9999	1.57	1.55	1.54	1.54	1.55	1.54	1.51	1.54	1.55	1.56	9999	9999	9999	1.59
2	9999	9999	9999	9999	9999	9999	9999	9999	9999	9999	9999	9999	9999	9999	9999	9999	9999	9999	9999	9999	9999	9999	9999	9999	9999
3	9999	9999	9999	9999	9999	9999	9999	9999	9999	9999	9999	9999	9999	9999	9999	9999	9999	9999	9999	9999	9999	9999	9999	9999	9999
4	9999	9999	9999	9999	9999	9999	9999	9999	9999	9999	9999	9999	9999	9999	1.41	1.45	1.46	1.51	1.52	1.50	1.54	1.55	9999	9999	9999
5	9999	9999	9999	9999	9999	9999	9999	9999	9999	9999	9999	9999	9999	9999	1.44	1.41	1.44	1.43	1.41	1.43	1.45	1.44	1.43	1.43	9999
6	1.41	1.44	1.41	1.43	1.41	1.49	1.49	1.48	1.47	9999	9999	9999	9999	9999	9999	9999	1.49	1.49	1.49	1.51	1.51	1.51	1.52	1.52	9999
7	1.49	1.42	1.39	1.41	1.40	1.39	1.39	1.39	9999	9999	9999	9999	9999	1.37	1.38	1.37	1.39	1.40	1.42	1.44	1.45	1.47	1.47	1.49	1.42
8	1.49	1.52	1.58	1.58	1.60	1.62	1.57	1.61	1.58	1.53	9999	1.48	1.49	1.54	1.54	1.51	1.48	1.48	1.49	1.57	1.64	1.63	1.55	1.53	1.55
9	1.47	1.48	1.48	1.46	1.44	1.43	1.44	1.42	1.38	1.37	9999	1.59	1.58	1.61	1.58	1.61	1.61	1.62	1.64	1.67	1.67	1.68	1.70	1.70	1.55
10	1.69	1.68	1.70	1.67	1.68	1.66	1.64	1.63	1.63	1.66	1.65	1.66	1.65	1.66	1.67	1.67	1.68	1.67	1.68	1.68	1.67	1.66	1.69	1.70	1.67
11	1.70	1.70	1.71	1.72	1.70	1.72	1.80	1.72	1.67	9999	9999	1.40	1.39	1.37	1.37	1.38	1.36	1.40	1.41	1.41	1.42	1.37	1.41	1.71	1.54
12	1.76	1.49	1.47	1.43	1.43	1.43	1.45	1.49	1.48	9999	9999	1.42	1.43	1.43	1.45	1.42	1.42	1.45	1.47	1.49	1.50	1.52	1.50	1.52	1.48
13	1.53	1.50	1.53	1.54	1.56	1.57	1.53	1.52	1.42	1.55	1.50	9999	1.43	1.43	1.45	1.47	1.48	1.51	1.50	1.51	1.52	1.52	1.53	1.60	1.51
14	1.64	1.67	1.66	1.70	1.69	1.69	1.75	1.77	1.73	9999	9999	1.48	1.45	1.44	1.45	1.44	1.42	1.39	1.40	1.39	1.37	1.37	1.42	1.42	1.53
15	1.43	1.45	1.45	1.41	1.43	1.41	1.43	1.44	1.43	1.49	1.39	1.38	1.36	9999	1.46	1.42	1.44	1.44	1.47	1.46	1.44	1.44	1.44	1.44	1.43
16	1.46	1.46	1.43	1.41	1.42	1.42	1.40	1.39	1.38	9999	1.42	1.41	1.40	1.40	1.39	1.37	1.38	1.36	1.35	1.35	1.34	1.42	1.42	1.42	1.40
17	1.40	1.40	1.40	1.39	1.39	1.36	1.41	1.41	1.43	1.42	1.39	1.40	1.40	1.41	1.41	1.39	1.37	1.39	1.36	1.40	1.40	1.40	1.40	1.42	1.40
18	1.45	1.48	1.49	1.48	1.46	1.46	1.50	1.45	1.46	1.42	1.41	1.45	9999	1.45	1.41	1.41	1.40	1.39	1.40	1.39	1.38	1.37	1.36	1.38	1.43
19	1.41	1.39	1.38	1.37	1.35	1.33	1.31	1.30	1.30	1.29	1.29	1.33	1.32	1.33	9999	1.35	1.34	1.34	1.34	1.37	1.39	1.36	1.40	1.51	1.35
20	1.52	1.46	1.48	1.42	1.44	1.45	1.45	1.38	1.36	1.40	1.39	1.42	9999	1.39	1.38	1.36	1.37	1.36	1.39	1.38	1.38	1.37	1.41	1.41	1.41
21	1.39	1.38	1.39	1.38	1.38	1.39	1.39	1.40	1.41	1.39	1.38	1.39	1.41	1.39	9999	1.36	1.37	1.36	1.36	1.35	1.36	1.37	1.36	1.36	1.38
22	1.37	1.36	1.36	1.37	1.35	1.32	1.34	1.34	1.34	1.33	1.33	1.31	1.31	9999	9999	1.30	1.30	1.30	1.29	1.31	1.35	1.47	1.49	1.49	1.35
23	1.50	1.48	1.49	1.55	1.51	1.55	1.65	9999	9999	9999	9999	1.40	1.36	1.36	1.36	1.34	1.36	1.39	1.39	1.38	1.38	1.37	1.41	1.41	1.43
24	1.42	1.44	1.47	1.46	1.43	1.45	1.48	1.49	1.42	1.42	1.41	1.40	1.40	1.38	1.41	1.41	1.41	1.41	1.44	1.45	1.38	1.40	1.44	1.42	1.43
25	1.51	1.52	1.76	1.72	1.65	1.71	1.67	1.44	1.37	1.37	1.39	1.40	9999	9999	1.19	1.13	1.13	1.14	1.15	1.14	1.17	1.16	1.18	1.19	1.37
26	1.18	1.17	1.19	1.21	1.24	1.29	1.30	1.26	1.18	9999	1.50	1.48	1.48	1.48	1.48	1.49	1.50	1.53	1.52	1.54	1.56	1.56	1.59	1.57	1.40
27	1.58	1.60	1.62	1.66	1.66	1.66	1.72	1.78	1.78	1.66	1.57	1.57	9999	1.50	1.50	1.48	1.46	1.53	1.47	1.47	1.45	1.43	1.40	1.45	1.57
28	1.44	1.44	1.43	1.42	1.42	1.41	1.41	1.41	1.40	9999	9999	1.48	1.49	1.46	1.46	1.48	1.46	1.45	1.48	1.47	2.56	1.47	1.48	1.47	1.50
29	1.47	1.48	1.47	1.47	1.48	1.48	1.47	1.47	1.48	1.52	9999	9999	1.56	1.52	1.51	1.50	1.50	1.50	1.47	1.46	1.47	9999	9999	9999	1.49
30	9999	9999	9999	9999	9999	9999	9999	9999	9999	9999	9999	9999	9999	9999	1.47	1.45	1.44	1.43	1.43	1.43	1.45	1.45	1.43	1.42	9999
31	1.41	1.42	1.40	1.39	1.37	1.34	1.32	1.35	1.34	1.31	1.30	1.29	1.33	1.34	1.33	1.31	1.32	1.35	1.39	1.40	1.39	1.40	1.38	1.34	1.36

HOURLY MAX: 1ST 2.56 ON DAY 28 HOUR 20
2ND 1.80 ON DAY 11 HOUR 6

N.E. CORRIDOR HYDROCARBON STUDY
HOURLY AVERAGE REPORT
****

STATE	22	MASSACHUSETTS
AREA	535	EASTON
SITE	1	M1 (NORTH EASTON)
PARAMETER	43102	NON-METHANE HYDROCARBONS
UNITS	7	PARTS PER MILLION

YEAR 1980
MONTH AUGUST

DAY	HOUR 00	01	02	03	04	05	06	07	08	09	10	11	12	13	14	15	16	17	18	19	20	21	22	23	DAILY AVG
1	.27	.27	.30	.36	.39	.33	.36	.57	.36	9999	9999	.30	.27	.30	.33	.33	.30	.24	.24	.24	.24	.27	.18	.18	.30
2	.27	.21	.24	.21	.18	.18	.21	.18	.15	.21	9999	.27	.27	.24	.21	.18	.24	.24	.24	.24	.24	.24	.24	.18	.22
3	.21	.24	.24	.18	.18	.24	.24	.24	.27	.30	.27	.27	.27	.30	.30	.30	.30	.30	.33	.36	.30	.30	.27	.30	.27
4	.30	.30	.33	.24	.27	.30	.39	.48	.57	.36	.30	.30	.36	9999	.27	.24	.21	.21	.18	.24	.24	.21	.21	.21	.29
5	.27	.39	.42	.42	.39	.42	.42	.90	.87	.30	.33	.30	.30	9999	.24	.21	.21	.15	.15	.15	.15	.15	.12	.15	.32
6	.12	.15	.15	.15	.15	.12	.12	.12	.15	.15	9999	9999	9999	9999	.93	9999	.45	.48	.45	.45	.42	.48	.48	.51	.32
7	.42	.33	.33	.42	.39	.33	.39	.39	9999	9999	9999	9999	9999	.51	.30	.33	.42	.36	.42	.48	.42	.48	.51	.54	.41
8	.69	.57	.63	.66	.72	.78	.75	.78	.69	.60	9999	.42	.36	.66	.36	.33	.33	.33	.36	.42	.39	.33	.39	.39	.52
9	.39	.39	.42	.39	.36	.36	.33	.30	.30	.33	9999	.33	.39	.36	.33	.33	.33	.30	.33	.39	.33	.30	.30	.30	.34
10	.33	.36	.36	.30	.33	.27	.27	.24	.24	.24	.24	.24	.27	.27	.30	.27	.27	.30	.27	.42	.36	.39	.36	.36	.30
11	.39	.42	.39	.39	.33	.39	.69	.63	.51	.54	9999	.51	.36	.36	.42	.45	.51	.57	.48	.39	.36	.36	.36	.36	.44
12	.33	.30	.30	.30	.33	.33	.45	.42	.51	.42	9999	.30	.27	.30	.36	.33	.33	.33	.30	.33	.30	.27	.18	.18	.32
13	.18	.27	.24	.27	.27	.30	.30	.24	.30	.24	.24	9999	.39	.36	.42	.42	.45	.57	.69	.60	.60	.60	.54	.54	.39
14	.57	.63	.60	.54	.54	.48	.42	.45	.42	.48	9999	.42	.42	.45	.63	.45	.42	.39	.54	.45	.45	.48	.42	.39	.48
15	.51	.60	.51	.42	.42	.48	.54	.60	.60	.54	.42	.45	.39	9999	.27	.27	.24	.24	.33	.33	.30	.24	.21	.18	.40
16	.15	.24	.21	.24	.24	.24	.24	.24	.21	9999	.36	.24	.21	.24	.21	.21	.21	.21	.18	.21	.18	.24	.24	.21	.22
17	.24	.24	.24	.24	.24	.21	.21	.21	.21	.18	.15	.15	.18	.15	.15	.15	.15	.12	.24	.39	.33	.30	.36	.36	.22
18	.39	.42	.39	.39	.36	.33	.54	1.86	.57	.69	.36	.33	9999	.36	.33	.30	.33	.24	.27	.27	.27	.27	.27	.45	.43
19	.36	.36	.30	.33	.27	.24	.27	.30	.39	.33	.30	.51	.39	.42	9999	.39	.45	.39	.33	.33	.33	.30	.33	.45	.35
20	.39	.30	.33	.27	.27	.24	.27	.48	9999	9999	.30	.30	9999	.30	.30	.30	.30	.27	.27	.24	.27	.24	.24	.24	.29
21	.24	.24	.24	.21	.21	.21	.21	.21	.24	.24	.24	.24	.24	9999	9999	.27	.27	.30	.30	.27	.27	.30	.27	.24	.25
22	.24	.21	.27	.27	.27	.27	.27	.30	.30	.30	.27	.30	.33	.30	9999	.18	.24	.24	.30	.36	.39	.51	.57	.66	.32
23	.66	.60	.54	.51	.48	.51	.51	9999	9999	9999	.36	.27	.27	.27	.30	.30	.33	.36	.36	.45	.42	.39	.36	.36	.41
24	.33	.33	.36	.36	.39	.36	.30	.00	.00	.00	.00	.00	.00	.00	.00	.00	.00	.30	.42	.39	.45	.51	.42	.42	.22
25	.45	.42	.54	.45	.54	.60	.54	.57	.51	.45	.45	.45	9999	9999	.51	.54	.60	.60	.69	.72	.75	.90	1.11	.99	.61
26	.78	.72	.72	.72	.87	.90	.96	1.02	.75	9999	.42	.42	.42	.39	.36	.39	.42	.42	.39	.45	.45	.39	.48	.48	.58
27	.48	.51	.48	.51	.54	.57	.63	.63	.75	.60	.45	.99	9999	9999	.33	.33	.36	.39	.45	.63	.69	.54	.60	.93	.56
28	.72	.54	.48	.45	.42	.72	.84	.57	.33	.24	9999	.27	.21	.27	.30	.27	.30	.33	.39	.48	.42	.39	.48	.54	.43
29	.42	.42	.42	.39	.45	.51	.57	.45	.42	.33	9999	.39	.45	.33	.39	.33	.33	.33	.36	.39	.36	.36	.30	.24	.39
30	.30	.27	.27	.30	.27	.30	.33	.33	.39	.36	.36	9999	9999	9999	.36	.36	.33	.39	.36	.33	.36	.33	.33	.30	.33
31	.33	.30	.27	.27	.30	.27	.30	.33	.33	.33	.39	.39	.30	.33	.36	.33	.36	.36	.36	.36	.39	.36	.36	9999	.33

HOURLY MAX: 1ST 1.86 ON DAY 18 HOUR 7
2ND 1.11 ON DAY 25 HOUR 22

N.E. CORRIDOR HYDROCARBON STUDY
HOURLY AVERAGE REPORT
****

STATE	22	MASSACHUSETTS
AREA	535	EASTON
SITE	1	M1 (NORTH EASTON)
PARAMETER	43201	METHANE (CH4)
UNITS	7	PARTS PER MILLION

YEAR 1980
MONTH SEPTEMBER

DAY	HOUR 00	01	02	03	04	05	06	07	08	09	10	11	12	13	14	15	16	17	18	19	20	21	22	23	DAILY AVG
1	1.47	1.48	1.49	1.50	1.51	1.52	1.50	1.48	1.45	1.41	1.36	1.37	1.37	1.40	1.42	1.42	1.42	1.40	1.41	1.44	1.42	1.41	1.39	1.39	1.43
2	1.40	1.41	1.42	1.42	1.40	1.40	1.53	1.49	1.44	1.45	1.45	1.45	1.46	9999	1.43	1.40	1.38	1.39	1.40	1.39	1.40	1.43	1.42	1.42	1.43
3	1.42	1.40	1.41	1.42	1.42	1.44	1.44	1.47	1.48	1.47	1.48	9999	9999	1.33	1.34	1.36	1.37	1.37	1.39	1.39	1.41	1.41	1.40	1.43	1.41
4	1.45	1.48	1.50	1.54	1.64	1.68	1.76	1.82	1.66	1.48	9999	1.45	1.46	1.46	1.44	1.44	1.45	1.46	1.48	1.47	1.49	1.49	1.49	1.46	1.52
5	1.45	1.47	1.47	1.47	1.48	1.46	1.44	1.39	1.37	1.42	1.41	9999	1.41	1.42	1.42	1.40	1.43	1.42	1.41	1.41	1.40	1.39	1.40	1.40	1.42
6	1.39	1.41	1.41	1.45	1.46	1.44	1.41	1.42	1.40	1.39	1.39	1.37	1.35	9999	1.47	1.46	1.46	1.49	1.48	1.48	1.47	1.48	1.49	1.48	1.44
7	1.51	1.51	1.51	1.52	1.54	1.55	1.58	1.64	1.51	1.44	1.45	1.44	1.44	1.44	1.44	1.45	1.45	1.45	1.45	1.45	1.46	1.47	1.50	1.49	1.49
8	1.47	1.48	1.50	1.50	1.53	1.53	1.51	1.50	1.49	1.47	1.47	9999	9999	1.46	1.46	1.46	1.47	1.48	1.48	1.48	1.48	1.50	1.53	1.56	1.49
9	1.58	1.61	1.61	1.61	1.59	1.58	1.55	1.51	1.48	1.46	1.44	9999	9999	9999	9999	9999	1.51	1.52	1.52	1.52	1.53	1.53	1.51	1.50	1.53
10	1.49	1.48	1.48	1.52	1.56	1.57	1.53	1.53	1.51	1.51	9999	1.44	1.47	1.50	1.52	1.53	1.52	1.53	1.53	1.53	1.55	1.55	1.55	1.57	1.52
11	1.58	1.59	1.62	1.60	1.59	1.62	1.62	1.57	1.55	1.52	1.50	9999	9999	1.51	1.50	1.51	1.52	1.55	1.62	1.56	1.55	1.57	1.56	1.56	1.56
12	1.59	1.60	1.61	1.60	1.59	1.59	1.65	1.63	1.56	1.57	9999	1.54	1.51	1.51	1.52	1.56	1.54	1.55	1.55	1.56	1.55	1.58	1.56	1.54	1.57
13	1.53	1.52	1.52	1.52	1.52	1.52	1.52	1.54	1.59	1.56	1.54	9999	9999	9999	9999	9999	9999	9999	9999	9999	9999	9999	9999	9999	9999
14	9999	9999	9999	9999	9999	9999	9999	9999	9999	9999	9999	9999	9999	9999	9999	9999	9999	9999	9999	9999	9999	9999	9999	9999	9999
15	9999	9999	9999	9999	9999	9999	9999	9999	9999	9999	9999	9999	9999	9999	9999	9999	9999	9999	9999	9999	9999	9999	9999	9999	9999
16	9999	9999	9999	9999	9999	9999	9999	9999	9999	9999	9999	9999	9999	9999	9999	9999	9999	9999	9999	9999	9999	9999	9999	9999	9999
17	9999	9999	9999	9999	9999	9999	9999	9999	9999	9999	9999	9999	9999	9999	9999	9999	9999	9999	9999	9999	9999	9999	9999	9999	9999
18	9999	9999	9999	9999	9999	9999	9999	9999	9999	9999	9999	9999	9999	9999	9999	9999	9999	9999	9999	9999	9999	9999	9999	9999	9999
19	9999	9999	9999	9999	9999	9999	9999	9999	9999	9999	9999	9999	9999	9999	9999	9999	9999	9999	9999	9999	9999	9999	9999	9999	9999
20	9999	9999	9999	9999	9999	9999	9999	9999	9999	9999	9999	9999	9999	9999	9999	9999	9999	9999	9999	9999	9999	9999	9999	9999	9999
21	9999	9999	9999	9999	9999	9999	9999	9999	9999	9999	9999	9999	9999	9999	9999	9999	9999	9999	9999	9999	9999	9999	9999	9999	9999
22	9999	9999	9999	9999	9999	9999	9999	9999	9999	9999	9999	9999	9999	9999	9999	9999	9999	9999	9999	9999	9999	9999	9999	9999	9999
23	9999	9999	9999	9999	9999	9999	9999	9999	9999	9999	9999	9999	9999	9999	9999	9999	9999	9999	9999	9999	9999	9999	9999	9999	9999
24	9999	9999	9999	9999	9999	9999	9999	9999	9999	9999	9999	9999	9999	9999	9999	9999	9999	9999	9999	9999	9999	9999	9999	9999	9999
25	9999	9999	9999	9999	9999	9999	9999	9999	9999	9999	9999	9999	9999	9999	9999	9999	9999	9999	9999	9999	9999	9999	9999	9999	9999
26	9999	9999	9999	9999	9999	9999	9999	9999	9999	9999	9999	9999	9999	9999	9999	9999	9999	9999	9999	9999	9999	9999	9999	9999	9999
27	9999	9999	9999	9999	9999	9999	9999	9999	9999	9999	9999	9999	9999	9999	9999	9999	9999	9999	9999	9999	9999	9999	9999	9999	9999
28	9999	9999	9999	9999	9999	9999	9999	9999	9999	9999	9999	9999	9999	9999	9999	9999	9999	9999	9999	9999	9999	9999	9999	9999	9999
29	9999	9999	9999	9999	9999	9999	9999	9999	9999	9999	9999	9999	9999	9999	9999	9999	9999	9999	9999	9999	9999	9999	9999	9999	9999
30	9999	9999	9999	9999	9999	9999	9999	9999	9999	9999	9999	9999	9999	9999	9999	9999	9999	9999	9999	9999	9999	9999	9999	9999	9999

HOURLY MAX: 1ST 1.82 ON DAY 4 HOUR 7
2ND 1.76 ON DAY 4 HOUR 6

N.E. CORRIDOR HYDROCARBON STUDY
HOURLY AVERAGE REPORT
****

STATE	22	MASSACHUSETTS
AREA	535	EASTON
SITE	1	M1 (NORTH EASTON)
PARAMETER	43102	NON-METHANE HYDROCARBONS
UNITS	7	PARTS PER MILLION

YEAR 1980
MONTH SEPTEMBER

	HOUR																								DAILY
DAY	00	01	02	03	04	05	06	07	08	09	10	11	12	13	14	15	16	17	18	19	20	21	22	23	AVG
1	.21	.24	.21	.24	.24	.24	.24	.27	.30	.30	.30	.27	.27	.24	.24	.24	.24	.24	.24	.27	.24	.24	.21	.18	.25
2	.21	.18	.18	.18	.18	.15	.27	.24	.21	.36	.27	.33	.39	.33	9999	.48	.27	.27	.21	.24	.24	.21	.21	.27	.26
3	.24	.21	.18	.21	.21	.24	.24	.24	.21	.18	.15	.18	9999	9999	.36	.33	.36	.30	.42	.48	.51	.48	.60	.66	.32
4	.63	.63	.60	.63	.72	.75	.78	.60	.54	.36	9999	.30	.39	.33	.36	.36	.33	.33	.39	.45	.45	.36	.30	.33	.47
5	.27	.27	.30	.30	.33	.30	.33	.36	.39	.30	9999	9999	9999	.36	.36	.39	.36	.30	.33	.30	.30	.30	.27	.24	.32
6	.30	.33	.33	.33	.33	.33	.36	.33	.30	.30	.30	.27	9999	9999	.24	.21	.24	.24	.24	.30	.30	.42	.36	.39	.31
7	.48	.42	.39	.30	.33	.33	.30	.30	.24	.24	.21	.21	.21	.21	.21	.21	.24	.24	.24	.24	.27	.30	.30	.21	.28
8	.30	.27	.27	.27	.24	.24	.24	.24	.30	.27	.24	9999	.24	.84	.42	.39	.21	.21	.24	.30	.36	.39	.45	.48	.32
9	.51	.51	.54	.45	.39	.39	.39	.42	.81	.33	2.22	9999	9999	9999	9999	9999	.21	.18	.18	.18	.21	.24	.21	.15	.45
10	.18	.21	.18	.18	.21	.21	.27	.21	.12	.12	9999	.21	.21	.30	.21	.18	.15	.15	.24	.36	.42	.33	.60	.42	.25
11	.45	.54	1.05	.36	.30	.42	.93	.30	.27	.33	.27	9999	9999	.21	.24	.18	.24	.21	.21	.21	.21	.18	.15	.15	.34
12	.24	.24	.27	.30	.24	.27	.36	.39	.24	.27	9999	.33	.30	.45	.39	.39	.42	.39	.45	.60	.54	.48	.36	.57	.37
13	.39	.27	.24	.24	.21	.21	.30	.27	.63	.36	.30	9999	9999	9999	9999	9999	9999	9999	9999	9999	9999	9999	9999	9999	9999
14	9999	9999	9999	9999	9999	9999	9999	9999	9999	9999	9999	9999	9999	9999	9999	9999	9999	9999	9999	9999	9999	9999	9999	9999	9999
15	9999	9999	9999	9999	9999	9999	9999	9999	9999	9999	9999	9999	9999	9999	9999	9999	9999	9999	9999	9999	9999	9999	9999	9999	9999
16	9999	9999	9999	9999	9999	9999	9999	9999	9999	9999	9999	9999	9999	9999	9999	9999	9999	9999	9999	9999	9999	9999	9999	9999	9999
17	9999	9999	9999	9999	9999	9999	9999	9999	9999	9999	9999	9999	9999	9999	9999	9999	9999	9999	9999	9999	9999	9999	9999	9999	9999
18	9999	9999	9999	9999	9999	9999	9999	9999	9999	9999	9999	9999	9999	9999	9999	9999	9999	9999	9999	9999	9999	9999	9999	9999	9999
19	9999	9999	9999	9999	9999	9999	9999	9999	9999	9999	9999	9999	9999	9999	9999	9999	9999	9999	9999	9999	9999	9999	9999	9999	9999
20	9999	9999	9999	9999	9999	9999	9999	9999	9999	9999	9999	9999	9999	9999	9999	9999	9999	9999	9999	9999	9999	9999	9999	9999	9999
21	9999	9999	9999	9999	9999	9999	9999	9999	9999	9999	9999	9999	9999	9999	9999	9999	9999	9999	9999	9999	9999	9999	9999	9999	9999
22	9999	9999	9999	9999	9999	9999	9999	9999	9999	9999	9999	9999	9999	9999	9999	9999	9999	9999	9999	9999	9999	9999	9999	9999	9999
23	9999	9999	9999	9999	9999	9999	9999	9999	9999	9999	9999	9999	9999	9999	9999	9999	9999	9999	9999	9999	9999	9999	9999	9999	9999
24	9999	9999	9999	9999	9999	9999	9999	9999	9999	9999	9999	9999	9999	9999	9999	9999	9999	9999	9999	9999	9999	9999	9999	9999	9999
25	9999	9999	9999	9999	9999	9999	9999	9999	9999	9999	9999	9999	9999	9999	9999	9999	9999	9999	9999	9999	9999	9999	9999	9999	9999
26	9999	9999	9999	9999	9999	9999	9999	9999	9999	9999	9999	9999	9999	9999	9999	9999	9999	9999	9999	9999	9999	9999	9999	9999	9999
27	9999	9999	9999	9999	9999	9999	9999	9999	9999	9999	9999	9999	9999	9999	9999	9999	9999	9999	9999	9999	9999	9999	9999	9999	9999
28	9999	9999	9999	9999	9999	9999	9999	9999	9999	9999	9999	9999	9999	9999	9999	9999	9999	9999	9999	9999	9999	9999	9999	9999	9999
29	9999	9999	9999	9999	9999	9999	9999	9999	9999	9999	9999	9999	9999	9999	9999	9999	9999	9999	9999	9999	9999	9999	9999	9999	9999
30	9999	9999	9999	9999	9999	9999	9999	9999	9999	9999	9999	9999	9999	9999	9999	9999	9999	9999	9999	9999	9999	9999	9999	9999	9999

HOURLY MAX: 1ST 2.22 ON DAY 9 HOUR 10
2ND 1.05 ON DAY 11 HOUR 2

N.E. CORRIDOR HYDROCARBON STUDY
HOURLY AVERAGE REPORT
****

STATE	22	MASSACHUSETTS
AREA	1210	MEDFIELD
SITE	1	M2
PARAMETER	43201	METHANE (CH4)
UNITS	7	PARTS PER MILLION

YEAR	1980
MONTH	JUNE

DAY	00	01	02	03	04	05	06	07	08	09	10	11	12	13	14	15	16	17	18	19	20	21	22	23	DAILY AVG
	HOUR																								
1	1.64	1.66	1.70	1.68	1.65	1.65	1.66	1.65	1.63	1.63	1.61	9999	1.59	1.59	1.58	1.58	1.57	1.58	1.58	1.58	1.61	1.61	1.61	1.61	1.62
2	1.72	1.74	1.76	1.79	1.83	1.77	1.78	1.77	1.75	1.78	1.71	1.66	1.66	1.65	1.77	1.73	1.72	1.82	1.76	1.78	1.80	1.81	1.68	1.65	1.75
3	1.62	1.59	1.62	1.61	1.62	1.63	1.67	1.76	1.75	1.81	1.87	1.75	1.69	1.72	1.68	1.71	1.73	1.72	1.62	1.61	1.60	1.65	1.63	1.60	1.68
4	1.59	1.61	1.62	1.62	1.62	1.65	1.66	1.63	9999	1.26	1.25	1.24	1.24	1.25	1.30	1.29	1.25	1.25	1.23	1.20	1.20	1.18	1.18	1.16	1.37
5	1.21	1.20	1.20	1.19	1.16	1.13	1.13	1.12	9999	9999	9999	9999	9999	9999	9999	9999	9999	9999	9999	9999	9999	9999	9999	9999	9999
6	9999	9999	9999	9999	9999	9999	9999	9999	9999	9999	9999	9999	9999	9999	9999	9999	9999	9999	9999	9999	9999	9999	9999	9999	9999
7	9999	9999	9999	9999	9999	9999	9999	9999	9999	9999	9999	9999	9999	9999	9999	9999	9999	9999	9999	9999	9999	9999	9999	9999	9999
8	9999	9999	9999	9999	9999	9999	9999	9999	9999	9999	9999	9999	9999	9999	9999	9999	9999	9999	9999	9999	9999	9999	9999	9999	9999
9	9999	9999	9999	9999	9999	9999	9999	9999	9999	9999	9999	9999	9999	9999	9999	9999	9999	9999	9999	9999	9999	9999	9999	9999	9999
10	9999	9999	9999	9999	9999	9999	9999	9999	9999	9999	9999	9999	9999	9999	9999	9999	9999	9999	9999	9999	9999	9999	9999	9999	9999
11	9999	9999	9999	9999	9999	9999	9999	9999	9999	9999	9999	9999	9999	9999	9999	9999	9999	9999	9999	9999	9999	9999	9999	9999	9999
12	9999	9999	9999	9999	9999	9999	9999	9999	9999	9999	9999	9999	9999	9999	9999	9999	9999	9999	9999	9999	9999	9999	9999	9999	9999
13	9999	9999	9999	9999	9999	9999	9999	9999	9999	9999	9999	9999	9999	9999	9999	9999	9999	9999	9999	9999	9999	9999	9999	9999	9999
14	9999	9999	9999	9999	9999	9999	9999	9999	9999	9999	9999	9999	9999	9999	9999	9999	9999	9999	9999	9999	9999	9999	9999	9999	9999
15	9999	9999	9999	9999	9999	9999	9999	9999	9999	9999	9999	9999	9999	9999	9999	9999	9999	9999	9999	9999	9999	9999	9999	9999	9999
16	9999	9999	9999	9999	9999	9999	9999	9999	9999	9999	9999	9999	9999	9999	9999	9999	9999	9999	9999	9999	9999	9999	9999	9999	9999
17	9999	9999	9999	9999	9999	9999	9999	9999	9999	9999	9999	9999	9999	9999	9999	9999	9999	9999	9999	9999	9999	9999	9999	9999	9999
18	9999	9999	9999	9999	9999	9999	9999	9999	9999	9999	9999	9999	9999	9999	9999	1.84	1.84	1.87	1.87	1.84	1.88	1.87	1.90	1.89	9999
19	1.89	1.93	1.91	1.91	2.01	2.01	1.98	1.96	1.97	1.96	1.92	1.94	1.91	1.84	1.83	1.84	1.82	1.86	1.85	1.85	1.85	1.85	1.88	1.88	1.90
20	1.86	1.88	1.91	1.90	1.90	1.83	1.83	1.82	1.84	1.81	9999	9999	1.73	1.71	1.73	1.73	1.70	1.75	1.75	1.77	1.77	1.77	1.70	1.68	1.79
21	1.67	1.67	1.67	1.67	1.67	1.67	1.69	1.72	1.74	1.71	1.72	1.73	1.73	1.73	1.72	1.74	1.74	1.74	1.75	1.76	1.77	1.79	1.81	1.83	1.73
22	1.87	1.88	1.90	1.95	1.93	1.92	1.93	1.94	1.88	1.62	1.51	1.50	1.47	1.46	1.47	1.49	1.50	1.49	1.50	1.56	1.56	1.54	1.55	1.57	1.67
23	1.57	1.61	1.63	1.67	1.71	9999	9999	9999	9999	9999	9999	1.84	1.80	1.81	1.78	1.77	1.80	1.79	1.81	1.81	1.85	1.86	1.90	1.89	1.77
24	1.92	1.94	1.94	1.96	2.01	2.03	9999	9999	9999	1.88	1.84	1.84	1.81	1.81	1.84	1.83	1.81	1.80	1.80	1.83	1.89	1.94	1.92	1.92	1.88
25	1.89	1.90	1.89	1.97	1.99	1.96	1.94	1.89	1.87	1.83	1.82	1.80	1.78	1.78	1.78	1.76	1.76	1.76	1.82	1.83	9999	9999	1.83	1.82	1.85
26	1.84	1.84	1.86	1.90	1.91	1.90	1.91	1.97	9999	9999	9999	9999	9999	9999	1.65	1.67	9999	9999	9999	9999	1.66	1.67	1.68	1.67	9999
27	1.68	1.69	1.69	1.74	1.74	1.78	1.74	9999	9999	1.66	1.61	1.59	1.59	1.57	1.56	1.55	1.56	1.56	1.59	1.61	1.60	1.61	1.64	1.63	1.64
28	1.65	1.65	1.67	1.67	1.70	1.72	1.65	1.67	1.68	1.67	9999	1.46	1.45	1.44	1.43	1.43	1.43	1.43	1.39	9999	9999	9999	9999	1.77	1.58
29	1.73	1.72	1.73	1.73	1.73	1.73	1.74	1.76	9999	9999	1.75	1.73	1.70	1.68	1.69	1.70	1.72	1.70	1.68	1.68	1.71	1.70	1.72	9999	1.72
30	1.72	1.77	1.80	1.77	1.74	1.72	1.70	1.71	1.68	9999	9999	9999	9999	9999	9999	9999	9999	1.91	1.85	1.84	1.82	1.86	1.85	1.87	9999

HOURLY MAX: 1ST 2.03 ON DAY 24 HOUR 5
2ND 2.01 ON DAY 19 HOUR 4

N.E. CORRIDOR HYDROCARBON STUDY
HOURLY AVERAGE REPORT
****

STATE	22	MASSACHUSETTS
AREA	1210	MEDFIELD
SITE	1	M2
PARAMETER	43102	NON-METHANE HYDROCARBONS
UNITS	7	PARTS PER MILLION

YEAR 1980
MONTH JUNE

DAY	HOUR 00	01	02	03	04	05	06	07	08	09	10	11	12	13	14	15	16	17	18	19	20	21	22	23	DAILY AVG
1	.15	.27	.21	.15	.15	.15	.15	.15	.18	.09	.06	.09	.21	.15	.15	.15	.21	.21	.30	.48	.27	.27	.39	.42	.21
2	.45	.72	.42	.48	.57	.45	.36	.39	.33	.18	.12	.15	.15	.15	.45	.51	.33	.60	.54	.48	.60	.57	.45	.39	.41
3	.42	.36	.48	.36	.42	.39	.48	.57	.45	.48	.72	.45	.33	.42	.57	.81	.45	.36	.18	.18	.18	.21	.18	.21	.40
4	.30	.39	.51	.42	.51	.45	.33	.51	9999	.03	.03	.18	.18	.03	.45	.06	.00	.03	.03	.09	.33	.24	.15	.12	.23
5	.15	.09	.24	.15	.15	.21	9999	9999	9999	9999	9999	9999	9999	9999	9999	9999	9999	9999	9999	9999	9999	9999	9999	9999	9999
6	9999	9999	9999	9999	9999	9999	9999	9999	9999	9999	9999	9999	9999	9999	9999	9999	9999	9999	9999	9999	9999	9999	9999	9999	9999
7	9999	9999	9999	9999	9999	9999	9999	9999	9999	9999	9999	9999	9999	9999	9999	9999	9999	9999	9999	9999	9999	9999	9999	9999	9999
8	9999	9999	9999	9999	9999	9999	9999	9999	9999	9999	9999	9999	9999	9999	9999	9999	9999	9999	9999	9999	9999	9999	9999	9999	9999
9	9999	9999	9999	9999	9999	9999	9999	9999	9999	9999	9999	9999	9999	9999	9999	9999	9999	9999	9999	9999	9999	9999	9999	9999	9999
10	9999	9999	9999	9999	9999	9999	9999	9999	9999	9999	9999	9999	9999	9999	9999	9999	9999	9999	9999	9999	9999	9999	9999	9999	9999
11	9999	9999	9999	9999	9999	9999	9999	9999	9999	9999	9999	9999	9999	9999	9999	9999	9999	9999	9999	9999	9999	9999	9999	9999	9999
12	9999	9999	9999	9999	9999	9999	9999	9999	9999	9999	9999	9999	9999	9999	9999	9999	9999	9999	9999	9999	9999	9999	9999	9999	9999
13	9999	9999	9999	9999	9999	9999	9999	9999	9999	9999	9999	9999	9999	9999	9999	9999	9999	9999	9999	9999	9999	9999	9999	9999	9999
14	9999	9999	9999	9999	9999	9999	9999	9999	9999	9999	9999	9999	9999	9999	9999	9999	9999	9999	9999	9999	9999	9999	9999	9999	9999
15	9999	9999	9999	9999	9999	9999	9999	9999	9999	9999	9999	9999	9999	9999	9999	9999	9999	9999	9999	9999	9999	9999	9999	9999	9999
16	9999	9999	9999	9999	9999	9999	9999	9999	9999	9999	9999	9999	9999	9999	9999	9999	9999	9999	9999	9999	9999	9999	9999	9999	9999
17	9999	9999	9999	9999	9999	9999	9999	9999	9999	9999	9999	9999	9999	9999	9999	9999	9999	9999	9999	9999	9999	9999	9999	9999	9999
18	9999	9999	9999	9999	9999	9999	9999	9999	9999	9999	9999	9999	9999	9999	9999	9999	9999	9999	9999	9999	9999	9999	9999	9999	9999
19	9999	9999	9999	9999	9999	9999	9999	9999	9999	9999	9999	9999	9999	9999	9999	9999	9999	9999	9999	9999	9999	9999	9999	9999	9999
20	9999	9999	9999	9999	9999	9999	9999	9999	9999	9999	9999	9999	9999	9999	9999	9999	9999	9999	9999	9999	9999	9999	9999	9999	9999
21	9999	9999	9999	9999	9999	9999	9999	9999	9999	9999	9999	9999	9999	9999	9999	9999	9999	9999	9999	9999	9999	9999	9999	9999	9999
22	9999	9999	9999	9999	9999	9999	9999	9999	9999	9999	9999	9999	9999	9999	9999	9999	9999	9999	9999	9999	9999	9999	9999	9999	9999
23	9999	9999	9999	9999	9999	9999	9999	9999	9999	9999	9999	9999	9999	9999	9999	9999	9999	9999	9999	9999	9999	9999	9999	9999	9999
24	9999	9999	9999	9999	9999	9999	9999	9999	9999	9999	9999	9999	9999	9999	9999	9999	9999	9999	9999	9999	9999	9999	9999	9999	9999
25	9999	9999	9999	9999	9999	9999	9999	9999	9999	9999	9999	9999	9999	9999	9999	9999	9999	9999	9999	9999	9999	9999	9999	9999	9999
26	9999	9999	9999	9999	9999	9999	9999	9999	9999	9999	9999	9999	9999	9999	9999	9999	9999	9999	9999	9999	9999	9999	9999	9999	9999
27	9999	9999	9999	9999	9999	9999	9999	9999	9999	9999	9999	9999	9999	9999	9999	9999	9999	9999	9999	9999	9999	9999	9999	9999	9999
28	9999	9999	9999	9999	9999	9999	9999	9999	9999	9999	9999	9999	9999	9999	9999	9999	9999	9999	9999	9999	9999	9999	9999	.27	9999
29	.27	.24	.27	.33	9999	9999	9999	9999	9999	9999	.15	.21	.18	.21	.18	.15	.12	.09	.09	.12	.12	.12	.12	9999	9999
30	.15	.12	.15	.09	.12	.09	.09	.75	.30	9999	9999	9999	9999	9999	9999	9999	9999	.18	.12	.21	.24	.18	.30	.18	9999

HOURLY MAX: 1ST .81 ON DAY 3 HOUR 15
2ND .75 ON DAY 30 HOUR 7

N.E. CORRIDOR HYDROCARBON STUDY
HOURLY AVERAGE REPORT
****

STATE	22	MASSACHUSETTS
AREA	1210	MEDFIELD
SITE	1	M2
PARAMETER	43201	METHANE (CH4)
UNITS	7	PARTS PER MILLION

YEAR 1980
MONTH JULY

DAY	HOUR 00	01	02	03	04	05	06	07	08	09	10	11	12	13	14	15	16	17	18	19	20	21	22	23	DAILY AVG
1	1.88	1.84	1.80	1.80	1.79	1.78	1.79	1.76	9999	1.86	1.87	1.88	1.89	1.88	1.85	1.85	1.87	1.85	1.84	1.82	1.80	1.80	1.80	1.78	1.83
2	1.78	1.79	1.80	1.83	1.87	1.88	9999	9999	9999	9999	9999	1.88	1.85	9999	9999	9999	9999	9999	9999	9999	9999	9999	9999	9999	9999
3	9999	9999	9999	9999	9999	9999	9999	9999	9999	9999	9999	1.91	1.84	1.80	1.86	1.81	1.80	1.76	1.74	1.76	1.73	1.80	1.78	1.76	9999
4	1.76	1.76	1.75	1.77	1.80	1.80	1.77	1.78	1.74	1.70	1.68	1.66	1.64	1.61	9999	9999	1.74	1.74	1.75	1.79	1.83	1.92	1.93	1.97	1.77
5	1.96	2.04	2.10	2.14	2.14	2.12	2.06	2.04	1.88	1.78	1.71	1.66	1.73	1.72	1.75	1.77	1.77	1.80	1.81	1.84	1.86	1.84	1.84	1.83	1.88
6	1.82	1.79	1.78	1.75	1.74	1.73	1.71	1.66	1.70	9999	1.74	1.73	1.72	1.70	1.70	1.72	1.71	1.71	1.75	1.79	1.81	1.85	1.90	2.00	1.76
7	2.01	1.96	1.97	9999	1.98	1.95	1.91	1.85	1.81	1.80	1.79	9999	1.86	1.84	1.84	1.80	1.81	1.85	1.83	1.82	1.84	1.84	1.85	1.93	1.87
8	2.03	2.03	1.99	1.95	1.95	1.94	1.92	1.92	1.87	1.90	1.95	9999	9999	1.71	1.69	1.66	1.75	1.77	1.79	1.90	1.92	1.92	1.89	1.86	1.88
9	1.84	1.86	1.85	1.76	1.75	1.86	1.83	1.82	9999	9999	1.81	1.79	1.79	1.78	1.78	1.76	1.79	1.85	1.87	1.88	1.85	1.92	1.96	1.96	1.83
10	1.95	1.95	2.10	2.47	2.23	2.07	2.01	1.99	1.97	1.82	1.79	1.78	9999	1.81	1.78	1.76	1.75	1.79	1.81	1.83	1.81	1.78	1.75	1.79	1.90
11	1.79	1.78	1.76	1.77	1.77	1.76	1.75	1.74	9999	1.85	1.83	1.79	1.78	1.74	1.71	1.71	1.73	1.75	1.79	1.89	1.91	1.88	1.79	1.81	1.79
12	1.86	1.87	1.89	1.90	1.78	1.84	1.85	1.79	1.76	1.74	1.73	1.75	1.73	1.74	1.80	1.75	1.79	1.77	1.76	1.75	1.76	1.79	1.83	1.87	1.80
13	1.95	1.96	1.92	1.95	1.95	1.93	1.89	1.80	1.78	1.77	9999	9999	9999	1.76	1.76	1.77	1.76	1.78	1.79	1.81	1.82	1.83	1.96	2.06	1.86
14	2.12	2.10	2.11	2.12	2.15	2.19	2.15	2.09	9999	1.86	1.83	1.82	1.80	1.79	9999	9999	9999	1.88	1.89	1.94	1.92	1.94	1.98	2.02	1.99
15	2.07	2.10	2.10	2.16	2.12	2.05	1.98	1.96	1.96	1.94	1.89	9999	9999	9999	9999	9999	1.78	1.79	1.74	1.72	1.72	1.70	1.71	1.76	1.91
16	1.73	1.71	1.72	1.74	1.75	1.74	1.72	1.71	1.70	1.76	1.74	1.68	9999	1.65	1.64	1.63	1.62	1.62	1.66	1.66	1.64	1.58	1.58	1.61	1.68
17	1.60	1.61	1.60	1.57	1.57	1.65	1.69	1.67	1.71	1.74	1.71	1.69	1.64	1.57	1.58	1.56	1.62	1.63	1.72	1.71	1.69	1.61	1.60	1.57	1.64
18	1.59	1.61	1.65	1.76	1.80	1.78	1.75	1.73	1.73	1.73	1.75	9999	9999	1.69	1.69	1.68	1.72	1.78	1.79	1.81	1.84	1.87	1.87	1.85	1.75
19	1.86	1.88	1.90	1.88	1.87	1.88	1.96	1.93	1.88	1.87	1.85	9999	1.83	1.81	1.79	1.79	1.80	1.79	1.80	1.81	1.82	1.84	1.85	1.89	1.85
20	1.88	1.86	1.85	1.83	1.82	1.83	1.83	1.83	1.84	1.84	1.82	9999	1.79	1.77	1.77	1.78	1.79	1.79	1.75	1.72	1.71	1.72	1.71	1.76	1.80
21	1.78	1.79	1.80	1.80	1.79	1.80	1.81	1.80	1.77	1.86	1.84	9999	9999	1.75	1.71	1.67	1.67	1.66	1.67	1.72	1.82	1.87	1.81	1.74	1.77
22	1.62	1.62	1.64	1.68	1.73	1.68	1.65	1.63	1.62	1.63	9999	1.60	1.58	1.57	1.58	1.60	1.64	1.65	1.63	1.67	1.62	1.57	1.57	1.58	1.62
23	1.57	1.56	1.56	1.64	1.58	1.53	1.59	1.62	1.64	1.65	1.62	1.59	9999	9999	1.56	1.55	1.57	1.57	1.60	1.60	1.63	1.66	1.66	1.68	1.60
24	1.68	1.68	1.71	1.73	1.73	1.71	1.68	1.62	1.59	1.58	1.57	1.56	9999	1.62	1.59	1.62	1.65	1.66	1.64	1.63	1.64	1.64	1.69	1.70	1.65
25	1.72	1.74	1.77	1.80	1.82	1.91	1.82	1.72	1.66	1.71	1.68	1.66	9999	1.64	1.62	1.62	1.64	1.63	1.65	1.71	1.73	1.75	1.78	1.82	1.72
26	1.84	1.86	1.87	1.88	1.92	1.95	1.93	1.90	1.78	1.73	9999	1.75	1.75	1.74	1.72	1.74	1.76	1.76	1.76	1.77	1.77	1.79	1.88	1.93	1.82
27	1.89	2.05	2.06	2.00	2.18	2.13	2.10	1.96	1.85	9999	1.84	1.83	1.84	1.84	1.83	1.82	1.79	1.73	1.72	1.74	1.75	1.78	1.80	1.84	1.89
28	1.85	1.90	1.94	1.95	1.93	1.93	1.88	1.83	1.79	9999	9999	1.74	1.73	1.72	1.71	1.69	1.69	1.73	1.73	1.74	1.75	1.75	1.75	1.77	1.80
29	1.79	1.76	1.79	1.86	1.85	1.83	1.78	1.79	1.75	1.72	9999	1.73	1.69	1.63	1.70	1.65	1.71	1.68	1.66	9999	9999	9999	9999	9999	1.74
30	9999	9999	9999	9999	9999	9999	9999	9999	9999	1.68	1.69	1.68	1.71	1.69	1.67	1.68	1.69	1.68	1.70	1.69	1.73	1.75	1.75	1.74	9999
31	1.75	1.76	1.78	1.81	1.78	1.80	1.78	1.76	1.73	1.65	1.63	1.61	1.60	1.61	1.60	1.65	1.67	1.65	1.67	1.66	1.67	1.70	1.74	1.81	1.70

HOURLY MAX: 1ST 2.47 ON DAY 10 HOUR 3
2ND 2.23 ON DAY 10 HOUR 4

N.E. CORRIDOR HYDROCARBON STUDY
HOURLY AVERAGE REPORT
****

STATE	22	MASSACHUSETTS
AREA	1210	MEDFIELD
SITE	1	M2
PARAMETER	43102	NON-METHANE HYDROCARBONS
UNITS	7	PARTS PER MILLION

YEAR 1980
MONTH JULY

DAY	HOUR 00	01	02	03	04	05	06	07	08	09	10	11	12	13	14	15	16	17	18	19	20	21	22	23	DAILY AVG
1	9999	.21	.21	.30	.24	.27	.33	.24	9999	9999	9999	9999	9999	9999	9999	9999	9999	9999	9999	9999	9999	9999	9999	9999	9999
2	9999	9999	9999	9999	9999	9999	9999	9999	9999	9999	9999	.06	.06	.12	.12	.09	.00	.00	.00	.00	.06	.12	.15	.21	9999
3	.27	.24	.27	.27	.30	.30	.21	.30	.27	9999	9999	9999	9999	9999	9999	9999	9999	9999	9999	9999	9999	9999	9999	9999	9999
4	9999	9999	9999	9999	9999	9999	9999	9999	9999	9999	9999	9999	9999	9999	9999	9999	9999	9999	9999	9999	9999	9999	9999	9999	9999
5	9999	9999	9999	9999	9999	9999	9999	9999	9999	9999	9999	9999	9999	9999	9999	9999	9999	9999	9999	9999	9999	9999	9999	9999	9999
6	9999	9999	9999	9999	9999	9999	9999	9999	9999	9999	9999	.00	.00	.00	.00	.00	.00	.00	.00	.00	.00	.00	.00	.00	9999
7	.00	.00	.00	.00	.00	.00	.00	.00	.00	.00	.00	9999	9999	9999	9999	9999	9999	9999	9999	9999	9999	9999	9999	9999	9999
8	9999	9999	9999	9999	9999	9999	9999	9999	9999	9999	9999	9999	9999	9999	9999	9999	9999	9999	9999	9999	9999	9999	9999	9999	9999
9	9999	9999	9999	9999	9999	9999	9999	9999	9999	9999	9999	9999	9999	9999	9999	9999	9999	9999	9999	9999	9999	9999	9999	9999	9999
10	9999	9999	9999	9999	9999	9999	9999	9999	9999	9999	9999	9999	9999	9999	9999	9999	9999	9999	9999	9999	9999	9999	9999	9999	9999
11	9999	9999	9999	9999	9999	9999	9999	9999	9999	.06	.06	.06	.06	.06	.09	.09	.06	.06	.09	.15	.12	.18	.24	.21	9999
12	.15	.12	.12	.12	.00	.00	.00	.00	.03	9999	.00	.00	.00	.00	.03	.00	.00	.00	.06	.06	.09	.06	.09	.06	.04
13	.06	.00	.03	.09	.00	.00	.00	.00	.00	.00	9999	9999	9999	.03	.00	.00	.00	.00	.06	.09	.03	.00	.00	.00	.02
14	.00	.00	.00	.00	.00	.00	.00	.00	9999	.03	.00	.00	.00	.00	.00	9999	9999	.00	.00	.00	.00	.00	.00	.00	.00
15	.00	.00	.00	.00	.00	.00	.00	.00	.00	.00	.00	9999	9999	9999	9999	9999	.33	.27	.18	.15	.12	.09	.09	.06	.07
16	.03	.03	.03	.03	.03	.09	.15	.21	.24	.24	.24	.15	9999	.12	.15	.15	.21	.24	.24	.21	.18	.21	.21	.21	.16
17	.24	.24	.24	.27	.24	.18	.21	.18	.15	9999	.15	.18	.12	.09	.06	.06	.09	.06	.09	.09	.06	.06	.06	.09	.14
18	.18	.21	.21	.12	.09	.21	.15	.12	.09	.03	.03	9999	.03	.03	.06	.06	.00	.00	.00	.00	.00	.00	.00	.00	.07
19	.00	.00	.00	.00	.00	.00	.00	.00	.00	.00	.00	9999	.00	.00	.00	.00	.00	.00	.00	.00	.00	.00	.00	.00	.00
20	.00	.00	.00	.00	.00	.00	.00	.00	.00	.00	.00	9999	.00	.00	.00	.00	.00	.00	.00	.00	.00	.00	.00	.00	.00
21	.03	.03	.03	.03	.12	.12	.06	.15	.09	.12	.12	9999	.06	.03	.03	.03	.06	.03	.06	.12	.15	.12	.09	.06	.08
22	.03	.06	.06	.57	.09	.12	.15	.18	.06	.06	9999	.09	.06	.06	.09	.09	.09	.09	.06	.06	.06	.00	.00	.00	.09
23	.00	.00	.00	.00	.00	.06	.09	.06	.06	.09	.09	.03	.03	9999	.03	.03	.03	.03	.03	.00	.00	.00	.00	.00	.03
24	.00	.00	.00	.06	.06	.00	.03	.09	.09	.15	.03	.00	9999	.12	.09	.06	.00	.00	.00	.06	.12	.18	.18	.27	.07
25	.21	.18	.18	.24	.18	.09	.06	.12	.15	.12	.03	.03	9999	.00	.03	.00	.00	.00	.00	.00	.00	.00	.00	.00	.07
26	.00	.00	.00	.00	.00	.00	.00	.00	.00	.00	9999	.00	.00	.00	.00	.00	.03	.00	.00	.00	.06	.12	.15	.15	.02
27	.09	.15	.18	.12	.12	.12	.15	.03	.00	9999	.06	.06	.09	.06	.06	.06	.03	.03	.00	.00	.00	.00	.00	.00	.06
28	.00	.00	.00	.00	.00	.00	.00	.00	.00	.00	9999	.00	.00	.00	.00	.03	.00	.00	9999	9999	9999	9999	9999	9999	9999
29	9999	9999	9999	9999	9999	9999	9999	9999	9999	9999	9999	.15	.21	.33	.30	.18	.06	.00	.00	.00	.12	.18	.15	.12	9999
30	.09	.06	.03	.00	.00	.03	.12	.15	.18	.21	9999	.06	.06	.09	.09	.09	.12	.12	.12	.12	.18	.15	.09	.06	.10
31	.03	.03	.00	.00	.00	.00	.00	.00	.00	9999	.03	.03	.03	.03	.03	.00	.00	.03	.03	.06	.09	.09	.09	9999	.03

HOURLY MAX: 1ST .57 ON DAY 22 HOUR 3
2ND .33 ON DAY 1 HOUR 6

N.E. CORRIDOR HYDROCARBON STUDY
HOURLY AVERAGE REPORT
****

STATE	22	MASSACHUSETTS
AREA	1210	MEDFIELD
SITE	1	M2
PARAMETER	43201	METHANE (CH4)
UNITS	7	PARTS PER MILLION

YEAR 1980
MONTH AUGUST

DAY	00	01	02	03	04	05	06	07	08	09	10	11	12	13	14	15	16	17	18	19	20	21	22	23	DAILY AVG
													HOUR												
1	1.87	1.95	1.96	1.94	2.04	2.01	1.86	1.84	1.78	1.77	1.82	1.86	1.85	1.84	1.83	1.81	1.80	1.79	1.78	1.77	1.76	1.75	1.77	1.79	1.84
2	1.84	1.85	1.86	1.87	1.89	1.94	1.91	1.84	1.77	1.73	1.72	1.72	1.71	1.70	1.69	1.68	1.67	1.67	1.66	1.65	1.68	1.68	1.67	1.67	1.75
3	1.67	1.66	1.66	1.66	1.66	1.65	1.65	1.63	1.63	1.62	1.62	1.67	1.67	1.68	1.69	1.70	1.70	1.71	1.78	1.80	1.82	1.65	1.71	1.73	1.68
4	1.77	1.82	1.87	1.91	1.97	1.96	1.89	1.85	1.74	1.72	1.70	1.68	1.61	1.62	1.62	1.63	1.66	1.69	1.73	1.75	1.76	1.77	1.77	1.78	1.76
5	1.88	1.83	1.84	1.99	2.09	2.11	2.03	2.04	1.96	1.93	1.89	1.86	1.82	1.84	1.82	1.80	1.79	9999	9999	9999	9999	1.82	1.84	1.84	1.90
6	1.84	1.84	1.84	1.84	1.84	1.84	1.84	1.84	1.80	1.80	1.80	1.80	1.80	1.80	1.82	1.80	1.88	1.88	1.88	1.90	1.97	2.01	2.02	1.96	1.86
7	1.91	1.85	1.83	1.85	1.85	1.84	1.76	1.76	1.77	1.77	1.78	1.78	1.78	1.79	1.80	1.80	1.81	1.75	1.77	1.79	1.81	1.83	1.85	1.87	1.81
8	1.89	1.98	1.86	1.85	1.88	1.90	1.93	1.96	1.85	1.82	1.78	1.78	1.78	1.78	1.79	1.72	1.72	1.73	1.74	1.74	1.75	1.75	1.76	1.76	1.81
9	1.77	1.78	1.73	1.72	1.72	1.72	1.71	1.71	1.71	1.72	1.73	1.73	1.74	1.64	1.65	1.66	1.67	1.68	1.69	1.70	1.70	1.71	1.72	1.73	1.71
10	1.77	1.79	1.85	1.88	1.82	1.77	1.72	1.71	1.72	1.72	1.73	1.74	1.75	1.76	1.78	1.79	1.83	1.88	1.91	1.94	1.97	2.00	1.88	1.88	1.82
11	1.90	1.91	9999	9999	9999	9999	9999	9999	9999	9999	9999	9999	9999	9999	9999	9999	9999	9999	9999	9999	9999	9999	9999	9999	9999
12	9999	9999	9999	9999	9999	9999	9999	9999	9999	1.71	1.61	1.61	1.61	1.61	1.61	1.61	1.61	1.61	1.61	1.61	1.61	1.65	1.68	1.70	9999
13	1.73	1.77	1.83	1.87	1.90	1.81	1.77	1.74	1.67	1.67	1.66	1.66	1.66	1.62	1.65	1.67	1.70	1.73	1.76	1.75	1.86	1.84	1.83	1.81	1.75
14	1.80	1.79	1.77	1.76	1.73	1.79	1.73	1.72	1.76	1.73	1.72	1.71	1.71	9999	9999	9999	1.71	1.71	1.71	1.72	1.72	1.72	1.72	1.72	1.74
15	1.81	1.81	1.77	1.73	1.71	1.70	1.69	1.68	1.67	1.66	1.65	1.64	1.62	1.61	1.62	1.59	1.58	1.57	1.56	1.56	1.55	1.54	1.53	1.53	1.64
16	1.52	1.53	1.54	1.54	1.54	1.54	1.55	1.55	1.55	1.55	1.55	1.56	1.53	1.53	1.53	1.53	1.53	1.53	1.53	1.53	1.53	1.52	1.52	1.50	1.53
17	1.51	1.52	1.53	1.55	1.56	1.57	1.58	1.59	1.61	1.62	1.59	1.59	1.60	1.61	1.61	1.62	1.63	1.64	1.64	1.65	1.67	1.71	1.74	1.76	1.61
18	1.79	1.82	1.84	1.87	1.90	1.92	1.96	1.87	1.83	1.73	1.65	1.65	1.64	9999	9999	1.74	1.77	1.79	1.81	1.83	1.86	1.88	1.90	1.93	1.82
19	1.95	1.97	1.87	1.87	1.79	1.77	1.75	1.73	1.71	1.69	1.67	1.65	1.63	1.59	1.58	1.58	1.58	1.58	1.59	1.59	1.59	1.59	1.59	1.59	1.69
20	1.59	1.50	1.51	1.51	1.52	1.53	1.54	1.55	1.56	1.57	1.57	1.58	1.53	1.53	1.53	1.56	1.58	1.60	1.62	1.64	1.67	1.69	1.71	1.66	1.58
21	1.65	1.64	1.64	1.63	1.62	1.62	1.61	1.60	1.60	1.59	1.60	1.63	1.66	1.70	1.70	1.71	1.71	1.71	1.71	1.71	1.72	1.77	1.77	1.76	1.67
22	1.76	1.76	1.76	1.75	1.75	1.75	1.75	1.74	1.72	1.74	1.77	1.79	1.81	1.83	1.85	1.86	1.84	1.81	1.79	1.81	1.80	1.80	1.79	1.79	1.78
23	1.90	2.22	1.91	2.03	2.28	1.89	1.77	1.76	1.75	1.75	9999	9999	9999	9999	1.78	1.82	1.85	1.89	1.93	1.97	2.01	2.05	2.15	2.11	1.94
24	2.14	2.02	2.08	2.11	2.11	2.11	2.11	2.02	1.82	1.78	1.75	1.73	1.68	1.69	1.70	1.71	1.72	1.73	1.74	1.77	1.78	1.80	1.82	1.77	1.86
25	1.79	1.95	2.01	2.00	1.99	2.04	2.06	2.05	1.87	1.86	1.74	1.72	1.70	1.68	1.77	1.78	1.79	1.79	1.80	1.81	1.81	1.82	1.81	1.84	1.85
26	1.89	1.87	1.91	2.08	2.11	2.25	2.27	2.08	1.98	1.89	1.83	1.85	1.86	1.87	1.88	1.89	1.90	1.91	1.92	1.93	1.86	1.87	1.87	1.88	1.94
27	1.89	1.90	1.91	1.92	1.93	2.01	1.99	1.85	1.84	1.82	1.80	1.79	1.77	1.76	1.75	1.78	1.81	1.83	1.86	1.89	1.92	2.03	1.99	2.04	1.88
28	2.07	2.04	2.02	2.00	1.99	1.84	1.86	1.88	1.90	1.92	1.94	1.96	1.95	1.91	1.98	2.03	1.93	1.93	1.93	1.93	1.93	1.93	1.92	1.92	1.95
29	1.92	1.92	1.92	1.88	1.88	1.88	1.88	1.88	9999	9999	1.82	1.79	1.79	1.85	1.85	1.80	1.75	1.75	1.72	1.74	1.72	1.82	1.84	1.87	1.83
30	1.88	1.97	1.95	1.92	1.94	1.93	1.94	1.91	1.88	1.85	1.86	9999	1.87	1.85	1.87	1.89	1.88	1.83	1.80	1.83	1.83	1.82	1.86	1.85	1.88
31	1.83	1.81	1.81	1.82	1.83	1.81	1.81	1.81	1.76	1.74	9999	1.72	1.72	1.69	1.68	1.68	1.69	1.67	1.64	1.64	1.65	1.65	1.69	9999	1.73

HOURLY MAX: 1ST 2.28 ON DAY 23 HOUR 4
2ND 2.27 ON DAY 26 HOUR 6

N.E. CORRIDOR HYDROCARBON STUDY
HOURLY AVERAGE REPORT
****

STATE	22	MASSACHUSETTS
AREA	1210	MEDFIELD
SITE	1	M2
PARAMETER	43102	NON-METHANE HYDROCARBONS
UNITS	7	PARTS PER MILLION

YEAR 1980
MONTH AUGUST

DAY	00	01	02	03	04	05	06	07	08	09	10	11	12	13	14	15	16	17	18	19	20	21	22	23	DAILY AVG
													HOUR												
1	.12	.18	.15	.09	.12	.15	.15	.18	9999	9999	.24	.30	.24	.24	.21	.24	.18	.15	.18	.21	.27	.15	.15	.12	.18
2	.15	.18	.18	.15	.15	.18	.21	.24	.27	9999	.21	.21	.12	.12	.15	.12	.12	.15	.12	.18	.15	.09	.09	.03	.16
3	.03	.03	.06	.06	.03	.00	.03	.09	.09	.12	.15	9999	.09	.06	.06	.06	.06	.09	.06	.12	.15	.15	.03	.03	.07
4	.06	.09	.12	.18	.27	.12	.18	.18	.12	.06	.09	.09	9999	.12	.12	.12	.12	.06	.03	.00	.00	.00	.03	.09	.10
5	.27	.36	.27	.30	.36	.36	.24	.30	.27	.24	.18	9999	9999	.12	.15	.15	9999	9999	9999	9999	9999	9999	.15	.09	9999
6	.09	.09	.03	.03	.12	.06	.09	.09	.09	.21	.21	.15	.12	9999	9999	.21	.03	.00	.03	.00	.00	.00	.00	.00	.08
7	.09	.18	.12	.21	.33	.21	.18	.09	.06	.00	.06	9999	9999	.06	.09	.06	.09	.06	.09	9999	.06	.06	.21	.24	.12
8	.30	.36	.33	.30	.30	.30	.30	.33	.24	.18	.18	9999	9999	.18	.21	.21	.15	.18	.24	.27	.33	.36	.36	.33	.27
9	.27	.27	.24	.27	.30	.27	.27	.27	.21	9999	.21	.21	.18	.15	.12	.12	.09	.09	.12	.15	.15	.24	.21	.15	.20
10	.18	.18	.15	.09	.21	.12	.06	.03	9999	9999	.09	.12	.09	.09	.09	.09	.06	.12	.12	.18	.18	.18	.12	.03	.12
11	.12	.03	.03	.03	.06	.06	.15	.24	9999	9999	.24	.24	.21	.24	.27	.21	.09	.06	.18	.15	.18	.24	.36	.39	.17
12	.39	.45	.36	.30	.27	.36	.39	9999	9999	.27	.15	.12	.15	.15	.15	.09	.09	.12	.12	.09	.18	.15	.18	.06	.21
13	.12	.15	.27	.27	.27	.30	.27	.30	.24	.27	.21	.18	9999	.06	.06	.12	.15	.09	.15	.18	.27	.30	.42	.39	.22
14	.48	.39	.30	.27	.24	.21	.21	.27	.12	.15	.09	.93	.81	.30	.21	9999	.06	.03	.06	.15	.15	.21	.30	.36	.27
15	.36	.36	.36	.27	.27	.27	.36	.30	.36	.21	.12	.09	.06	.06	9999	.12	.09	.12	.15	.12	.12	.09	.06	.12	.19
16	.15	.24	.24	.21	.21	.06	.06	.12	9999	.15	.15	.09	.09	.12	.15	.12	.12	.21	.18	.18	.24	.27	.24	.21	.17
17	.24	.27	.27	.30	.27	.21	.18	.21	.18	.15	.09	.12	9999	.15	.15	.09	.09	.12	.21	.18	.21	.24	.24	.33	.20
18	.42	.57	.54	.54	.54	.60	.54	.45	.36	.27	.15	9999	9999	9999	9999	.15	.18	.09	.09	.06	.03	.03	.09	.12	.29
19	.12	.12	.27	.12	.06	.15	.27	.30	.27	.27	.27	.30	9999	9999	.24	.27	.33	.15	.15	.15	.36	.24	.12	.06	.21
20	.15	.30	.24	.24	.21	.21	.21	.54	.24	.24	.33	.51	.39	9999	9999	.27	.09	.15	.21	.15	.15	.09	.09	.09	.23
21	.12	.06	.09	.09	.09	.09	.12	.24	.57	.66	.15	.24	9999	9999	.21	.15	.03	.06	.03	.00	.00	.00	.00	.00	.14
22	.00	.00	.00	.00	.00	.00	.06	.09	.27	.15	.27	.24	.21	.45	.42	9999	9999	.03	.06	.30	.36	.33	.45	.36	.18
23	.36	.09	.09	.00	.12	.15	.12	.21	.09	.06	9999	9999	9999	9999	.00	.00	.06	.12	.12	.39	.36	.15	.30	.24	.15
24	.42	.21	.18	.09	.12	.09	.03	.00	.00	.00	.00	9999	.03	.03	.06	.03	.06	.15	.15	.15	.21	.24	.21	.15	.11
25	.15	.09	.06	.06	.15	.06	.12	.12	.15	.21	.15	.12	.21	.21	9999	9999	.24	.30	.36	.21	.33	.30	.30	.42	.20
26	.39	.54	.42	.39	.48	.36	.42	.39	.24	.06	9999	.12	.06	.03	.09	.03	.00	.00	.03	.12	.12	.15	.30	.12	.21
27	.24	.24	.30	.30	.30	.30	.39	.27	.24	.24	.24	.27	.21	.18	9999	9999	.09	.12	.15	.12	.12	.18	.27	.21	.23
28	.18	.15	.15	.15	.18	.21	.36	.33	9999	.21	.00	.24	.21	.12	.12	.12	.06	.00	.00	.24	.09	.09	.03	.18	.15
29	.15	.15	.15	.24	.18	.15	.12	.06	9999	9999	.00	.00	.03	.03	.00	.00	.00	.03	.09	.09	.12	.15	.18	.15	.09
30	.06	.00	.00	.00	.00	.03	.03	.03	.03	.03	.03	9999	.12	.12	.09	.09	.09	.12	.06	.06	.09	.06	.03	.00	.05
31	.00	.00	.00	.00	.00	.00	.00	.00	.03	.06	9999	.09	.09	.09	.09	.12	.12	.15	.18	.12	.09	.09	.06	9999	.06

HOURLY MAX: 1ST .93 ON DAY 14 HOUR 11
2ND .81 ON DAY 14 HOUR 12

N.E. CORRIDOR HYDROCARBON STUDY
HOURLY AVERAGE REPORT
****

STATE	22	MASSACHUSETTS
AREA	1210	MEDFIELD
SITE	1	M2
PARAMETER	43201	METHANE (CH4)
UNITS	7	PARTS PER MILLION

YEAR	1980
MONTH	SEPTEMBER

DAY	HOUR 00	01	02	03	04	05	06	07	08	09	10	11	12	13	14	15	16	17	18	19	20	21	22	23	DAILY AVG
1	1.74	1.73	1.73	1.74	1.74	1.75	1.70	1.70	1.73	1.73	9999	1.73	1.73	1.73	1.73	1.72	1.72	1.72	1.71	1.73	1.79	1.77	1.75	1.74	1.73
2	1.74	1.74	1.74	1.74	1.77	1.80	1.80	1.80	1.80	1.74	1.74	1.74	1.72	1.73	1.73	9999	1.71	1.72	1.74	1.73	1.60	1.63	1.68	1.69	1.73
3	1.70	1.70	1.71	1.71	1.72	1.72	1.73	1.75	1.76	1.74	1.74	1.73	1.73	1.73	9999	1.80	1.81	1.84	1.85	1.88	1.90	1.94	2.01	2.01	1.79
4	2.01	2.04	2.24	2.24	2.25	2.19	2.16	2.13	2.03	1.96	1.92	1.93	1.88	1.82	1.82	1.81	1.81	1.86	1.93	1.95	1.97	1.98	2.00	2.02	2.00
5	1.92	1.92	1.93	1.92	1.93	1.92	1.91	1.90	1.89	1.86	1.88	1.81	1.80	9999	1.70	1.76	1.75	1.71	1.70	1.70	1.69	1.69	1.70	1.70	1.81
6	1.71	1.72	1.74	1.75	1.77	1.78	1.79	1.79	1.77	1.75	1.72	1.65	1.66	9999	1.70	1.70	1.70	1.69	1.69	1.69	1.71	1.70	1.77	1.82	1.73
7	1.89	1.91	1.98	1.91	2.06	2.08	2.05	1.94	1.83	1.79	1.74	1.75	1.76	9999	1.75	1.75	1.75	1.75	1.76	1.76	1.80	1.82	1.85	1.87	1.85
8	1.93	1.97	2.01	2.11	2.15	2.15	2.16	1.90	1.79	1.75	9999	1.68	1.67	1.67	1.66	1.69	1.71	1.72	1.78	1.81	1.83	1.85	1.88	1.89	1.86
9	1.91	1.93	1.96	1.99	2.01	1.95	2.01	1.98	1.89	1.80	1.76	1.72	1.71	1.70	9999	1.67	1.67	1.73	1.75	1.74	1.72	1.71	1.69	1.75	1.82
10	1.73	1.75	1.77	1.70	1.68	1.65	1.62	1.64	1.64	9999	1.62	1.63	1.63	1.63	1.63	1.63	1.62	1.67	1.72	1.74	1.78	1.76	1.77	1.78	1.69
11	1.79	1.80	1.83	1.89	1.92	1.91	1.87	1.82	1.76	1.72	1.72	1.71	1.70	1.70	9999	1.73	1.76	1.79	1.84	1.70	1.72	1.71	1.73	1.75	1.78
12	1.77	1.80	1.88	1.92	1.97	2.03	1.82	1.80	1.78	1.76	1.77	1.80	1.80	1.81	1.82	1.83	1.85	1.85	1.88	1.86	1.91	1.95	1.95	1.96	1.86
13	1.97	1.97	1.98	1.99	1.95	1.95	1.98	2.06	2.13	2.14	2.04	1.88	1.97	1.97	9999	9999	9999	9999	9999	9999	9999	9999	9999	9999	9999
14	9999	9999	9999	9999	9999	9999	9999	9999	9999	9999	9999	9999	9999	9999	9999	9999	9999	9999	9999	9999	9999	9999	9999	9999	9999
15	9999	9999	9999	9999	9999	9999	9999	9999	9999	9999	9999	9999	9999	9999	9999	9999	9999	9999	9999	9999	9999	9999	9999	9999	9999
16	9999	9999	9999	9999	9999	9999	9999	9999	9999	9999	9999	9999	9999	9999	9999	9999	9999	9999	9999	9999	9999	9999	9999	9999	9999
17	9999	9999	9999	9999	9999	9999	9999	9999	9999	9999	9999	9999	9999	9999	9999	9999	9999	9999	9999	9999	9999	9999	9999	9999	9999
18	9999	9999	9999	9999	9999	9999	9999	9999	9999	9999	9999	9999	9999	9999	9999	9999	9999	9999	9999	9999	9999	9999	9999	9999	9999
19	9999	9999	9999	9999	9999	9999	9999	9999	9999	9999	9999	9999	9999	9999	9999	9999	9999	9999	9999	9999	9999	9999	9999	9999	9999
20	9999	9999	9999	9999	9999	9999	9999	9999	9999	9999	9999	9999	9999	9999	9999	9999	9999	9999	9999	9999	9999	9999	9999	9999	9999
21	9999	9999	9999	9999	9999	9999	9999	9999	9999	9999	9999	9999	9999	9999	9999	9999	9999	9999	9999	9999	9999	9999	9999	9999	9999
22	9999	9999	9999	9999	9999	9999	9999	9999	9999	9999	9999	9999	9999	9999	9999	9999	9999	9999	9999	9999	9999	9999	9999	9999	9999
23	9999	9999	9999	9999	9999	9999	9999	9999	9999	9999	9999	9999	9999	9999	9999	9999	9999	9999	9999	9999	9999	9999	9999	9999	9999
24	9999	9999	9999	9999	9999	9999	9999	9999	9999	9999	9999	9999	9999	9999	9999	9999	9999	9999	9999	9999	9999	9999	9999	9999	9999
25	9999	9999	9999	9999	9999	9999	9999	9999	9999	9999	9999	9999	9999	9999	9999	9999	9999	9999	9999	9999	9999	9999	9999	9999	9999
26	9999	9999	9999	9999	9999	9999	9999	9999	9999	9999	9999	9999	9999	9999	9999	9999	9999	9999	9999	9999	9999	9999	9999	9999	9999
27	9999	9999	9999	9999	9999	9999	9999	9999	9999	9999	9999	9999	9999	9999	9999	9999	9999	9999	9999	9999	9999	9999	9999	9999	9999
28	9999	9999	9999	9999	9999	9999	9999	9999	9999	9999	9999	9999	9999	9999	9999	9999	9999	9999	9999	9999	9999	9999	9999	9999	9999
29	9999	9999	9999	9999	9999	9999	9999	9999	9999	9999	9999	9999	9999	9999	9999	9999	9999	9999	9999	9999	9999	9999	9999	9999	9999
30	9999	9999	9999	9999	9999	9999	9999	9999	9999	9999	9999	9999	9999	9999	9999	9999	9999	9999	9999	9999	9999	9999	9999	9999	9999

HOURLY MAX: 1ST 2.25 ON DAY 4 HOUR 4
2ND 2.24 ON DAY 4 HOUR 2

N.E. CORRIDOR HYDROCARBON STUDY
HOURLY AVERAGE REPORT
****

STATE	22	MASSACHUSETTS
AREA	1210	MEDFIELD
SITE	1	M2
PARAMETER	43102	NON-METHANE HYDROCARBONS
UNITS	7	PARTS PER MILLION

YEAR	1980
MONTH	SEPTEMBER

	HOUR																								DAILY
DAY	00	01	02	03	04	05	06	07	08	09	10	11	12	13	14	15	16	17	18	19	20	21	22	23	AVG
1	.03	.06	.09	.09	.12	.15	.33	.45	.39	.36	9999	.15	.15	.18	.18	.18	.18	.18	.21	.21	.12	.09	.06	.06	.17
2	.03	.03	.06	.06	.09	.12	.12	.15	.18	.12	.12	.12	.12	.12	.15	9999	.15	.18	.18	.21	.15	.09	.00	.00	.11
3	.00	.06	.06	.06	.03	.06	.06	.06	.06	.03	.03	.03	.03	.03	9999	9999	.03	.00	.00	.09	.03	.21	.12	.18	.06
4	.12	.15	.33	.27	.24	.27	.27	.21	.12	.15	.12	.09	.09	.00	.00	.00	.00	.00	.00	.00	.00	.00	.00	.00	.10
5	.03	.06	.06	.09	.06	.03	.00	.00	.00	.00	.00	.00	9999	.00	.06	.03	.06	.09	.15	.18	.18	.18	.03	.00	.06
6	.00	.00	.00	.00	.00	.00	.00	.06	.06	.12	.09	.12	[illegible]	.00	.03	.06	.09	.12	.15	.15	.09	.12	.12	.12	.12
7	.15	.15	.21	.15	.18	.18	.15	.06	.03	.03	.00	.00	.00	.00	.00	.00	.00	.00	.00	.18	.15	.12	.18	.15	.09
8	.12	.24	.24	.21	.24	.21	.27	.30	.24	9999	.09	.09	.15	.21	.15	.09	.00	.03	.09	.06	.09	.06	.06	.06	.14
9	.15	.18	.15	.24	.33	.39	.30	.27	.18	.15	.15	.18	.21	9999	.06	.09	.06	.06	.15	.18	.18	.18	.21	.12	.18
10	.09	.03	.09	.15	.21	.21	.18	.27	9999	.12	.09	.09	.12	.15	.09	.06	.03	.03	.06	.06	.06	.09	.15	.12	.11
11	.06	.03	.03	.00	.09	.21	.27	.21	.18	.15	.06	.12	.09	9999	.09	.12	.12	.15	.21	.27	.24	.21	.21	.18	.14
12	.18	.12	.06	.09	.18	.15	.18	.27	.12	9999	.00	.09	.00	.00	.00	.00	.00	.00	.00	.06	.00	.00	.00	.00	.07
13	.00	.00	.00	.00	.00	.00	.12	.24	.24	.06	.00	.09	.06	9999	9999	9999	9999	9999	9999	9999	9999	9999	9999	9999	9999
14	9999	9999	9999	9999	9999	9999	9999	9999	9999	9999	9999	9999	9999	9999	9999	9999	9999	9999	9999	9999	9999	9999	9999	9999	9999
15	9999	9999	9999	9999	9999	9999	9999	9999	9999	9999	9999	9999	9999	9999	9999	9999	9999	9999	9999	9999	9999	9999	9999	9999	9999
16	9999	9999	9999	9999	9999	9999	9999	9999	9999	9999	9999	9999	9999	9999	9999	9999	9999	9999	9999	9999	9999	9999	9999	9999	9999
17	9999	9999	9999	9999	9999	9999	9999	9999	9999	9999	9999	9999	9999	9999	9999	9999	9999	9999	9999	9999	9999	9999	9999	9999	9999
18	9999	9999	9999	9999	9999	9999	9999	9999	9999	9999	9999	9999	9999	9999	9999	9999	9999	9999	9999	9999	9999	9999	9999	9999	9999
19	9999	9999	9999	9999	9999	9999	9999	9999	9999	9999	9999	9999	9999	9999	9999	9999	9999	9999	9999	9999	9999	9999	9999	9999	9999
20	9999	9999	9999	9999	9999	9999	9999	9999	9999	9999	9999	9999	9999	9999	9999	9999	9999	9999	9999	9999	9999	9999	9999	9999	9999
21	9999	9999	9999	9999	9999	9999	9999	9999	9999	9999	9999	9999	9999	9999	9999	9999	9999	9999	9999	9999	9999	9999	9999	9999	9999
22	9999	9999	9999	9999	9999	9999	9999	9999	9999	9999	9999	9999	9999	9999	9999	9999	9999	9999	9999	9999	9999	9999	9999	9999	9999
23	9999	9999	9999	9999	9999	9999	9999	9999	9999	9999	9999	9999	9999	9999	9999	9999	9999	9999	9999	9999	9999	9999	9999	9999	9999
24	9999	9999	9999	9999	9999	9999	9999	9999	9999	9999	9999	9999	9999	9999	9999	9999	9999	9999	9999	9999	9999	9999	9999	9999	9999
25	9999	9999	9999	9999	9999	9999	9999	9999	9999	9999	9999	9999	9999	9999	9999	9999	9999	9999	9999	9999	9999	9999	9999	9999	9999
26	9999	9999	9999	9999	9999	9999	9999	9999	9999	9999	9999	9999	9999	9999	9999	9999	9999	9999	9999	9999	9999	9999	9999	9999	9999
27	9999	9999	9999	9999	9999	9999	9999	9999	9999	9999	9999	9999	9999	9999	9999	9999	9999	9999	9999	9999	9999	9999	9999	9999	9999
28	9999	9999	9999	9999	9999	9999	9999	9999	9999	9999	9999	9999	9999	9999	9999	9999	9999	9999	9999	9999	9999	9999	9999	9999	9999
29	9999	9999	9999	9999	9999	9999	9999	9999	9999	9999	9999	9999	9999	9999	9999	9999	9999	9999	9999	9999	9999	9999	9999	9999	9999
30	9999	9999	9999	9999	9999	9999	9999	9999	9999	9999	9999	9999	9999	9999	9999	9999	9999	9999	9999	9999	9999	9999	9999	9999	9999

HOURLY MAX: 1ST 1.32 ON DAY 6 HOUR 12
2ND .45 ON DAY 1 HOUR 7

N.E. CORRIDOR HYDROCARBON STUDY
HOURLY AVERAGE REPORT
****

STATE	22	MASSACHUSETTS
AREA	2380	WATERTOWN
SITE	5	M4
PARAMETER	43201	METHANE (CH4)
UNITS	7	PARTS PER MILLION

YEAR 1980
MONTH JUNE

DAY	00	01	02	03	04	05	06	07	08	09	10	11	12	13	14	15	16	17	18	19	20	21	22	23	DAILY AVG
													HOUR												
1	9999	1.73	1.74	1.77	1.75	1.72	1.70	1.70	1.68	1.68	9999	1.61	1.62	1.62	1.63	1.64	1.66	1.66	1.66	1.66	1.58	1.60	1.61	1.62	1.67
2	1.66	1.71	1.82	1.88	2.24	2.75	2.55	2.50	9999	1.82	1.80	1.93	1.97	2.08	2.05	1.86	1.80	1.77	1.75	1.74	1.73	1.73	1.73	1.73	1.94
3	1.75	1.76	1.78	1.80	1.73	1.77	1.84	1.91	9999	2.03	1.88	1.89	1.85	1.78	1.81	2.02	1.77	1.75	1.74	1.68	1.68	1.67	1.67	1.66	1.79
4	1.66	1.69	1.69	1.69	1.68	1.71	1.71	1.69	1.70	1.70	1.70	1.69	9999	1.66	1.67	1.67	1.67	1.68	1.73	1.68	1.66	1.66	1.67	1.61	1.68
5	1.62	1.63	1.63	1.64	1.65	1.65	1.66	1.67	9999	1.64	1.65	1.66	1.72	1.71	1.73	1.74	1.72	1.74	1.76	1.66	1.68	1.73	1.76	1.73	1.69
6	1.62	1.65	1.65	1.71	1.70	1.60	1.58	1.55	9999	1.63	1.64	1.64	1.67	1.70	1.70	1.67	1.66	1.68	1.68	1.61	1.62	1.76	1.99	1.82	1.68
7	1.93	1.84	1.66	1.67	1.81	1.70	1.74	1.61	1.65	1.67	1.68	1.68	1.67	9999	1.39	1.53	1.47	1.46	1.42	1.39	1.40	1.43	1.43	1.42	1.59
8	1.40	1.39	1.42	1.43	1.45	1.49	1.66	1.50	1.54	1.47	1.43	9999	1.49	1.50	1.50	1.49	1.46	1.46	1.46	1.45	1.45	1.44	1.37	1.38	1.46
9	1.38	1.38	1.38	1.38	1.38	1.38	1.39	1.39	1.40	9999	1.62	1.63	1.64	1.66	1.66	1.66	1.65	1.69	1.71	1.68	1.64	1.66	1.68	1.68	1.55
10	1.69	1.70	1.70	1.69	1.69	1.67	1.65	1.63	9999	1.16	1.12	1.13	1.14	1.15	1.16	1.17	1.18	1.20	1.21	1.15	1.16	1.17	1.19	1.19	1.34
11	1.18	1.17	1.21	1.20	1.24	1.21	1.17	1.14	9999	1.61	1.62	1.62	1.63	1.64	1.64	1.65	1.65	1.66	1.66	1.64	1.65	1.66	1.67	1.67	1.49
12	1.68	1.69	1.70	1.75	1.73	1.69	1.62	1.61	9999	1.57	1.57	1.57	1.57	1.57	1.57	1.57	1.57	1.57	1.57	1.63	1.66	1.80	1.78	1.68	1.64
13	1.69	1.72	1.79	1.85	1.93	1.87	1.83	1.73	9999	1.58	1.59	1.60	1.61	1.64	1.66	1.66	1.63	1.63	1.65	1.58	1.58	1.58	1.58	1.58	1.68
14	1.61	1.62	1.62	1.66	1.72	1.71	1.80	1.73	1.82	1.78	1.79	1.77	1.75	1.70	1.67	1.75	1.61	1.64	9999	9999	9999	9999	9999	9999	1.71
15	9999	9999	9999	9999	9999	9999	9999	9999	9999	9999	9999	9999	9999	9999	9999	9999	9999	9999	9999	9999	9999	9999	9999	9999	9999
16	9999	9999	9999	9999	9999	9999	9999	9999	9999	9999	9999	9999	9999	9999	9999	9999	9999	9999	9999	9999	9999	9999	9999	9999	9999
17	9999	9999	9999	9999	9999	9999	9999	9999	9999	9999	9999	9999	9999	9999	9999	9999	9999	9999	9999	1.83	1.90	1.79	1.76	1.77	9999
18	1.78	1.79	1.79	1.78	1.81	1.79	1.77	1.79	1.80	1.80	1.79	1.82	1.84	1.85	1.85	1.80	1.81	1.81	1.80	1.79	1.78	1.77	1.76	1.75	1.80
19	1.76	1.77	1.78	1.79	1.82	1.84	1.81	1.80	1.84	1.85	1.92	1.85	1.83	1.77	1.77	1.76	1.76	1.77	1.77	1.83	2.02	1.98	1.78	1.89	1.82
20	2.14	1.88	1.94	1.84	1.84	1.81	1.71	1.77	9999	1.59	1.57	1.52	1.41	1.37	1.37	1.38	1.37	1.49	1.52	1.42	1.44	1.40	1.39	1.36	1.59
21	1.35	1.37	1.38	1.39	1.38	1.35	1.33	1.33	1.35	1.33	1.34	1.34	1.36	1.43	1.49	1.49	1.57	1.57	1.57	1.57	1.58	1.60	1.62	1.63	1.45
22	1.61	1.64	1.66	1.69	1.76	1.72	1.68	1.62	1.61	1.57	1.57	1.57	1.58	1.58	1.59	1.63	1.65	1.66	1.60	1.62	1.82	1.70	1.67	1.70	1.65
23	1.72	1.75	1.79	1.85	1.84	1.84	1.72	1.65	1.65	1.64	1.64	1.63	1.63	1.62	9999	1.71	1.71	1.72	1.72	1.76	1.79	1.67	1.70	1.76	1.72
24	1.78	1.76	1.82	1.82	1.87	1.84	1.81	1.78	1.72	1.63	1.63	1.59	1.63	1.63	1.64	1.64	1.65	1.66	1.67	1.69	1.76	1.81	1.81	1.80	1.73
25	1.80	1.79	1.74	1.73	1.73	1.70	1.70	1.67	1.67	1.65	1.65	1.64	1.63	1.64	1.66	9999	9999	1.67	1.70	1.76	1.74	1.73	1.71	1.70	1.70
26	1.69	1.69	1.72	1.76	1.74	1.72	1.71	1.72	1.72	1.71	1.71	1.70	1.69	9999	9999	9999	9999	9999	9999	9999	9999	9999	9999	9999	9999
27	9999	9999	9999	9999	9999	9999	9999	9999	9999	9999	9999	9999	1.84	1.79	1.77	1.77	1.78	1.78	1.77	1.75	1.74	1.73	1.67	1.68	9999
28	1.69	1.69	1.70	1.70	1.73	1.72	1.69	1.67	1.65	9999	1.60	1.62	1.63	1.64	1.65	1.65	1.66	1.67	1.68	1.67	1.64	1.64	1.65	1.67	1.67
29	1.69	1.70	1.73	1.76	1.73	1.71	1.73	1.60	1.69	1.75	1.76	9999	9999	9999	9999	9999	9999	9999	9999	1.85	1.73	1.71	1.70	1.72	9999
30	1.77	1.77	1.75	1.77	1.74	1.70	1.69	1.69	1.68	1.69	1.68	1.67	1.73	1.73	1.71	1.93	1.73	1.71	1.70	1.78	1.80	1.93	1.83	1.86	1.75

HOURLY MAX: 1ST 2.75 ON DAY 2 HOUR 5
2ND 2.55 ON DAY 2 HOUR 6

N.E. CORRIDOR HYDROCARBON STUDY
HOURLY AVERAGE REPORT
****

STATE	22	MASSACHUSETTS
AREA	2380	WATERTOWN
SITE	5	M4
PARAMETER	43102	NON-METHANE HYDROCARBONS
UNITS	7	PARTS PER MILLION

YEAR	1980
MONTH	JUNE

	HOUR																								DAILY
DAY	00	01	02	03	04	05	06	07	08	09	10	11	12	13	14	15	16	17	18	19	20	21	22	23	AVG
1	9999	9999	9999	9999	9999	9999	9999	9999	9999	9999	9999	.30	.30	.30	.33	.30	.30	.33	.36	.39	.39	.48	.45	.45	9999
2	.75	1.05	1.44	2.04	.99	.42	.51	.51	9999	.66	.69	.75	1.11	.93	.99	.84	.78	.66	.75	.60	.72	.57	.45	.60	.82
3	.42	.48	.42	.09	.09	.09	.09	.09	9999	.99	.72	.69	.69	.69	.51	.57	.54	.39	.36	.39	.39	.36	.36	.36	.43
4	.45	.45	.51	.51	.51	.42	.48	.54	.42	.39	.33	.39	9999	.51	.36	.36	.48	.42	.72	.42	.54	.51	.45	.39	.46
5	.39	.33	.36	.39	.39	.42	.66	.45	9999	.63	.21	.24	.21	.63	.78	.33	.27	.39	.42	.45	.48	.69	.63	.51	.45
6	.30	.24	.15	.21	.27	.27	.33	9999	9999	9999	9999	9999	9999	9999	9999	9999	9999	9999	9999	9999	9999	9999	9999	9999	9999
7	9999	9999	9999	9999	9999	9999	9999	9999	9999	9999	9999	9999	9999	9999	9999	9999	9999	9999	9999	9999	9999	9999	9999	9999	9999
8	9999	9999	9999	9999	9999	9999	9999	9999	9999	9999	9999	9999	9999	9999	9999	9999	9999	9999	9999	9999	9999	9999	9999	9999	9999
9	9999	9999	9999	9999	9999	9999	9999	9999	9999	9999	9999	9999	9999	9999	9999	9999	9999	9999	9999	9999	9999	9999	9999	9999	9999
10	9999	9999	9999	9999	9999	9999	9999	9999	9999	9999	9999	9999	9999	9999	9999	9999	9999	9999	9999	9999	9999	9999	9999	9999	9999
11	9999	9999	9999	9999	9999	9999	9999	9999	9999	9999	9999	9999	9999	9999	9999	9999	9999	9999	9999	9999	9999	9999	9999	9999	9999
12	9999	9999	9999	9999	9999	9999	9999	9999	9999	9999	9999	9999	9999	9999	9999	9999	9999	9999	9999	9999	9999	9999	9999	9999	9999
13	9999	9999	9999	9999	9999	9999	9999	9999	9999	9999	9999	9999	9999	9999	9999	9999	9999	9999	9999	9999	9999	9999	9999	9999	9999
14	9999	9999	9999	9999	9999	9999	9999	9999	9999	9999	9999	9999	9999	9999	9999	9999	9999	9999	9999	9999	9999	9999	9999	9999	9999
15	9999	9999	9999	9999	9999	9999	9999	9999	9999	9999	9999	9999	9999	9999	9999	9999	9999	9999	9999	9999	9999	9999	9999	9999	9999
16	9999	9999	9999	9999	9999	9999	9999	9999	9999	9999	9999	9999	9999	9999	9999	9999	9999	9999	9999	9999	9999	9999	9999	9999	9999
17	9999	9999	9999	9999	9999	9999	9999	9999	9999	9999	9999	9999	9999	9999	9999	9999	9999	9999	9999	.54	.60	.42	.48	.57	9999
18	.63	.66	.63	.60	.72	.30	.45	.45	.42	.57	.54	.42	.45	.39	.45	.39	.39	.39	.63	.42	.39	.42	.45	.39	.48
19	.42	.42	.33	.30	.48	.42	.36	1.29	.87	.36	.30	.24	.45	.39	.42	.57	.48	1.65	.45	.57	.45	.63	.51	.39	.53
20	.36	.39	.36	.30	.36	.30	.33	.39	9999	.30	.15	.18	.30	.27	.30	.21	.24	.21	.21	.36	.33	.21	.15	.15	.28
21	.21	.18	.15	.15	.15	.15	.18	.18	.15	.12	.12	.09	.09	.06	.06	.12	.18	.21	.54	.33	.36	.42	.45	.72	.22
22	.36	.42	.36	.39	.42	.30	.27	.12	.54	.36	.27	.39	.33	.27	.45	.48	.51	.63	.42	.51	.51	.51	.57	.54	.41
23	.39	.39	.45	.51	.51	.63	.75	.39	.30	.30	.15	.18	.21	.27	.24	.60	.72	.72	.81	.78	1.02	.48	.42	.51	.49
24	.51	.45	.45	.42	.39	.48	.69	.48	.36	.30	.24	.27	.30	.24	.24	.30	.33	.36	.45	.60	.63	.63	.63	.51	.43
25	.54	.54	.54	.51	.48	.54	.69	.42	.33	.30	.30	.21	.21	.27	.24	.24	.24	.42	.54	.39	.39	.36	.36	.33	.39
26	.30	.30	.33	.24	.27	.30	.33	.36	.36	.36	.30	.27	.27	9999	9999	9999	9999	9999	9999	9999	9999	9999	9999	9999	9999
27	9999	9999	9999	9999	9999	9999	9999	9999	9999	9999	9999	9999	.21	.21	.21	.24	.27	.21	.27	.18	.15	.15	.09	.12	9999
28	.27	.36	.36	.42	.60	.39	.27	.15	.15	.18	.18	.18	.18	.18	.15	.18	.15	.15	9999	9999	9999	9999	9999	9999	.25
29	9999	9999	9999	9999	9999	9999	9999	9999	9999	9999	9999	9999	9999	9999	9999	9999	9999	9999	9999	.33	.21	.21	.18	.15	9999
30	.24	.24	.18	.21	.21	.12	.21	.24	.30	.24	.24	.27	.30	9999	.42	.69	.63	.42	.36	.69	.66	.90	.48	.30	.37

HOURLY MAX: 1ST 2.04 ON DAY 2 HOUR 3
2ND 1.65 ON DAY 19 HOUR 17

N.E. CORRIDOR HYDROCARBON STUDY
HOURLY AVERAGE REPORT
****

STATE	22	MASSACHUSETTS
AREA	2380	WATERTOWN
SITE	5	M4
PARAMETER	43201	METHANE (CH4)
UNITS	7	PARTS PER MILLION

YEAR	1980
MONTH	JULY

DAY	HOUR 00	01	02	03	04	05	06	07	08	09	10	11	12	13	14	15	16	17	18	19	20	21	22	23	DAILY AVG
1	9999	2.15	1.94	1.77	1.78	1.77	1.74	1.75	1.72	1.73	1.72	1.70	1.74	1.73	1.73	1.71	1.72	1.72	1.73	1.75	1.80	1.94	1.95	1.69	1.78
2	1.67	1.66	1.66	1.69	1.69	1.69	1.70	1.71	9999	1.75	1.78	1.76	1.81	1.82	1.80	1.77	1.78	1.79	1.79	1.74	1.68	1.70	1.78	1.63	1.73
3	1.52	1.94	2.07	2.06	1.84	1.82	1.76	1.72	1.67	1.65	1.65	1.66	1.65	1.64	1.98	1.66	1.64	1.65	1.72	1.97	2.03	2.06	2.07	2.06	1.81
4	2.19	2.03	2.03	2.03	2.06	2.19	2.25	2.16	2.16	2.13	1.79	1.71	1.69	9999	9999	9999	9999	9999	9999	9999	9999	9999	9999	9999	9999
5	9999	9999	9999	9999	9999	9999	9999	9999	9999	9999	9999	9999	9999	9999	9999	9999	9999	9999	9999	9999	9999	9999	9999	9999	9999
6	9999	9999	9999	9999	9999	9999	9999	9999	9999	9999	9999	9999	9999	9999	9999	9999	9999	9999	9999	9999	9999	9999	9999	9999	9999
7	9999	9999	9999	9999	9999	9999	9999	9999	9999	9999	9999	9999	9999	9999	9999	9999	9999	9999	9999	9999	9999	9999	9999	9999	9999
8	9999	9999	9999	9999	9999	9999	9999	9999	9999	9999	9999	9999	1.73	1.77	1.69	1.62	1.62	1.65	1.68	1.69	1.68	1.71	1.71	1.68	9999
9	1.68	1.73	1.76	1.77	1.74	1.73	1.68	1.64	1.63	1.62	1.61	1.61	1.61	1.61	9999	1.75	1.67	1.65	1.64	1.64	1.67	1.70	1.75	1.82	1.68
10	1.84	1.90	2.04	1.91	1.81	1.82	1.76	1.72	1.71	1.72	9999	1.64	1.64	1.64	1.63	1.65	1.65	1.65	1.67	1.71	1.73	1.78	1.88	2.36	1.78
11	1.87	1.82	1.77	1.77	1.76	1.77	1.79	1.70	1.70	1.71	1.69	1.70	9999	1.84	1.80	1.76	1.78	1.75	1.74	1.75	1.72	1.65	1.71	1.88	1.76
12	1.81	1.82	1.84	1.87	1.80	1.72	1.70	1.66	9999	1.62	1.63	1.62	1.62	1.60	1.61	1.60	1.62	1.60	1.62	1.62	1.63	1.62	1.64	1.64	1.67
13	1.69	1.76	1.77	1.75	1.71	1.69	1.66	1.64	1.62	1.60	9999	9999	1.68	1.65	1.69	1.69	1.66	1.68	1.67	1.68	1.68	1.77	1.89	1.85	1.70
14	1.89	1.94	1.95	1.96	1.99	1.92	1.94	1.77	1.72	1.72	1.72	9999	9999	9999	9999	1.69	1.67	1.68	1.71	1.73	2.00	1.89	1.77	1.80	1.82
15	1.82	1.89	1.90	1.96	1.97	1.99	1.90	1.87	1.89	9999	1.32	1.38	1.37	1.38	1.37	1.40	1.41	1.41	1.42	1.40	1.38	1.38	1.37	1.36	1.59
16	1.39	1.40	1.41	1.40	1.41	1.46	1.47	1.50	1.54	9999	9999	9999	9999	9999	9999	9999	9999	9999	9999	9999	9999	9999	9999	9999	9999
17	9999	9999	9999	9999	9999	9999	9999	9999	9999	9999	1.74	1.77	1.76	1.76	9999	1.71	1.71	1.71	1.78	1.75	1.81	1.80	1.78	1.71	9999
18	1.70	1.70	1.71	1.71	1.73	1.72	1.75	1.70	1.68	1.68	9999	9999	9999	9999	9999	9999	9999	9999	9999	9999	9999	9999	9999	9999	9999
19	9999	9999	9999	9999	9999	1.75	1.75	1.74	1.73	1.72	1.72	9999	1.55	1.55	1.56	1.55	1.56	1.55	1.56	1.71	1.73	1.58	1.59	1.57	1.64
20	1.57	1.58	1.62	1.65	1.65	1.65	1.65	1.72	1.73	1.76	1.77	9999	1.73	1.75	1.74	1.76	1.76	1.76	1.75	1.77	1.76	1.72	1.69	1.68	1.71
21	1.70	1.72	1.75	1.78	1.87	1.87	1.82	1.85	1.87	1.84	1.75	1.75	1.79	1.78	1.77	1.78	9999	1.34	1.35	1.35	1.46	1.63	1.74	1.74	1.71
22	1.71	1.62	1.56	1.65	1.66	1.70	1.73	1.68	1.66	1.63	1.62	1.62	1.60	1.59	9999	1.54	1.54	1.58	1.66	1.65	1.65	1.65	1.61	1.63	1.63
23	1.58	1.58	1.59	1.59	1.60	1.61	1.62	1.61	1.58	1.60	1.62	1.61	9999	1.63	1.63	1.64	1.65	1.65	1.65	1.65	1.66	1.65	1.65	1.67	1.62
24	1.69	1.69	1.71	1.70	1.68	1.66	1.65	1.65	1.65	1.63	1.63	1.63	1.67	1.67	1.67	1.67	1.67	1.68	1.74	1.84	1.96	1.86	1.72	1.69	1.70
25	1.68	1.69	1.69	1.70	1.70	1.71	1.67	1.68	1.69	1.68	1.64	9999	1.66	1.65	1.64	1.64	1.64	1.65	1.65	1.67	1.69	1.75	1.75	1.78	1.68
26	1.78	1.82	1.88	1.90	1.97	1.97	1.83	1.72	1.69	9999	1.68	1.67	1.68	1.68	1.68	1.68	1.66	1.67	1.66	1.67	1.67	1.76	1.78	1.91	1.76
27	2.00	1.89	1.95	1.97	2.05	2.63	2.23	1.96	9999	1.75	1.74	1.73	1.73	1.74	1.73	1.73	1.76	1.75	1.66	1.65	1.66	1.67	1.67	1.65	1.84
28	1.66	1.69	1.73	1.88	1.87	1.67	1.63	1.64	1.65	1.64	1.62	1.65	1.65	1.65	1.65	9999	1.63	1.62	1.61	1.62	1.65	1.68	1.70	1.66	1.67
29	1.68	1.74	1.72	1.69	1.73	1.71	1.72	1.92	1.63	1.64	1.65	1.63	1.68	9999	9999	9999	9999	9999	9999	9999	9999	9999	9999	9999	9999
30	9999	9999	9999	9999	9999	9999	9999	9999	9999	9999	9999	9999	9999	9999	1.98	1.99	2.00	2.02	2.03	2.05	2.06	2.06	2.05	2.02	9999
31	2.02	2.01	2.01	2.00	2.00	1.99	1.99	1.99	2.01	1.98	1.95	1.93	9999	1.62	1.63	1.64	1.65	1.66	1.67	1.69	1.71	1.72	1.78	1.72	1.84

HOURLY MAX: 1ST 2.63 ON DAY 27 HOUR 5
2ND 2.36 ON DAY 10 HOUR 23

N.E. CORRIDOR HYDROCARBON STUDY
HOURLY AVERAGE REPORT
****

STATE	22	MASSACHUSETTS
AREA	2380	WATERTOWN
SITE	5	M4
PARAMETER	43102	NON-METHANE HYDROCARBONS
UNITS	7	PARTS PER MILLION

YEAR 1980
MONTH JULY

DAY	HOUR 00	01	02	03	04	05	06	07	08	09	10	11	12	13	14	15	16	17	18	19	20	21	22	23	DAILY AVG
1	9999	.45	.27	.24	.27	.30	.36	.33	.33	.39	.36	.24	.45	.36	.27	.24	.30	.30	.33	.48	.48	.33	.18	.12	.32
2	.12	.09	.06	.09	.09	.12	.12	.12	9999	.06	.12	.15	.27	.33	.27	.15	.18	.18	.24	.39	.39	.51	.45	.45	.22
3	.36	.33	.21	.15	.21	.24	.42	.57	.33	.39	.30	.24	.27	.39	.60	.57	9999	.93	1.17	1.65	1.23	.99	1.35	.87	.60
4	.39	.36	.36	.39	.48	.33	.42	.30	.21	.15	.39	.18	.21	9999	9999	.27	.27	.30	.51	1.08	1.14	1.26	1.29	.84	.51
5	.78	.78	.81	.90	.81	.84	1.20	.93	.66	.51	.42	.36	.33	9999	9999	9999	9999	9999	9999	9999	9999	9999	9999	9999	9999
6	9999	9999	9999	9999	9999	9999	9999	9999	9999	9999	9999	9999	9999	.18	.21	.21	.21	.21	.21	.24	.33	.36	.39	.36	9999
7	.36	.30	.33	.30	.33	.48	.39	.39	.36	.33	.30	9999	.27	.27	.27	.30	.27	.30	.39	.54	.90	.87	.90	.99	.44
8	.99	.84	.84	.72	.57	.45	.45	.51	.51	.42	.51	9999	.51	.51	.30	.30	.45	.45	.48	.42	.45	.48	.54	.45	.53
9	.48	.69	.60	.54	.45	.63	.51	.51	.30	.27	.21	.21	.21	.24	9999	.24	.21	.24	.30	.39	.54	.81	1.05	1.05	.46
10	.99	.81	1.20	.69	.48	.45	.39	.36	.42	.48	9999	.30	.36	.36	.39	.36	.36	.42	.45	.63	.69	.69	.72	.51	.54
11	.36	.30	.27	.24	.24	.24	.24	.27	.30	.36	.30	.36	9999	.33	.30	.27	.30	.45	.45	.45	.45	.33	.48	.54	.34
12	.45	.42	.42	.54	.42	.24	.21	.18	9999	.12	.15	.12	.12	.15	.15	.15	.15	.15	.18	.18	.18	.18	.21	.30	.23
13	.57	.57	.54	.45	.33	.24	.21	.18	.18	.15	9999	9999	.09	.03	.00	.00	.00	.00	.00	.03	.06	.30	.72	.66	.24
14	.87	.66	.63	.45	.39	.36	.42	.30	.06	.09	.00	.00	9999	9999	9999	.03	.00	.00	.12	.36	.33	.12	.09	.06	.25
15	.03	.03	.06	.06	.03	.03	.06	.12	.12	9999	.21	.18	.21	.18	.18	.21	.21	.30	.30	.27	.18	.15	.12	.09	.14
16	.09	.09	.09	.09	.12	.15	.18	.51	.57	9999	.60	.39	.27	.27	.27	.30	.36	.33	.36	.54	.36	.39	.33	.30	.30
17	.39	.36	.27	.27	.33	.45	.42	.60	.54	.36	.33	.45	.57	.39	9999	.27	.27	.27	.33	.36	.39	.45	.48	.45	.39
18	.39	.36	.36	.36	.27	.51	.33	.27	.24	.15	9999	.12	.12	.09	.21	.27	.15	.09	.12	.15	.27	.54	.39	.21	.26
19	.21	.21	.21	.18	.18	.21	.27	.12	.12	.15	.15	.12	9999	.12	.12	.15	.15	.15	.12	.15	.18	.18	.15	.15	.16
20	.15	.18	.15	.12	.09	.09	.09	.12	.18	.15	.18	.15	9999	.15	.15	.15	.15	.15	.15	.33	.30	.24	.18	.18	.16
21	.18	.15	.18	.27	.24	.21	.24	.36	1.11	.99	.66	.24	.24	.27	.33	.33	.24	9999	.21	.33	.48	.60	.51	.30	.38
22	.30	.72	.18	.21	.12	.15	.15	.18	.27	.42	.33	.27	.24	.24	.18	9999	.15	.15	.18	.18	.24	.24	.21	.18	.24
23	.18	.12	.09	.09	.06	.09	.06	.09	.33	.27	.27	.42	.42	9999	9999	.21	.21	.18	.21	.27	.30	.27	.21	.18	.21
24	.24	.21	.18	.15	.15	.09	.09	.15	.18	.15	.12	.12	.03	.03	.03	.06	.06	.09	.39	.66	1.11	1.05	.39	.18	.25
25	.12	.12	.12	.18	.18	.21	.30	.21	.15	.21	9999	9999	.06	.06	.06	.03	.06	.09	.12	.18	.27	.42	.48	.45	.19
26	.42	.54	.48	.42	.69	.66	.36	.21	.09	9999	.06	.03	.06	.06	.06	.09	.09	.12	.15	.18	.21	.54	.93	.90	.32
27	.51	.45	.48	.39	.42	.30	.24	.21	9999	.15	.12	.12	.12	.09	.12	.15	.09	.09	.09	.09	9999	9999	9999	9999	.22
28	9999	9999	9999	9999	9999	9999	9999	9999	9999	9999	9999	9999	9999	9999	9999	9999	.06	.03	.06	.06	.12	.18	.15	.12	9999
29	.06	.06	.12	.03	.00	.00	.03	.21	.33	.27	.21	.30	.27	.15	.15	.27	.24	.18	.12	.21	.21	.21	.12	.12	.16
30	.06	.03	.03	.03	.12	.09	.33	.21	.21	.18	.15	.12	.15	.15	.15	.12	.21	.21	.24	.24	.27	.30	.24	.21	.17
31	.15	.12	.15	.15	.24	.21	.24	.18	.18	.15	.12	.15	.12	.15	.18	.09	.06	.18	.27	.27	.45	.39	.30	.33	.20

HOURLY MAX: 1ST 1.65 ON DAY 3 HOUR 19
2ND 1.35 ON DAY 3 HOUR 22

N.E. CORRIDOR HYDROCARBON STUDY
HOURLY AVERAGE REPORT
****

STATE	22	MASSACHUSETTS
AREA	2380	WATERTOWN
SITE	5	M4
PARAMETER	43201	METHANE (CH4)
UNITS	7	PARTS PER MILLION

YEAR	1980
MONTH	AUGUST

	HOUR																								DAILY
DAY	00	01	02	03	04	05	06	07	08	09	10	11	12	13	14	15	16	17	18	19	20	21	22	23	AVG
1	1.75	1.76	1.88	1.85	1.87	1.88	1.89	1.87	1.80	1.77	1.79	1.75	1.76	9999	1.77	1.76	1.79	1.73	1.68	1.67	1.71	1.83	1.76	1.70	1.78
2	1.76	1.88	1.91	1.95	1.97	1.79	1.74	1.73	1.72	1.69	1.71	.00	1.67	1.68	.00	1.69	1.67	1.67	1.67	1.67	1.64	1.66	1.63	1.63	1.59
3	1.62	1.61	1.61	1.66	1.67	1.66	1.67	1.65	1.66	1.66	9999	9999	9999	1.68	1.67	1.70	1.68	1.64	1.68	1.73	1.76	1.57	1.59	1.62	1.66
4	1.75	1.78	1.83	1.87	1.96	1.96	1.90	1.77	1.72	1.68	1.65	9999	1.67	1.67	1.67	1.69	1.69	1.68	1.71	1.71	1.69	1.73	1.77	1.81	1.75
5	1.82	1.86	1.87	1.89	2.00	2.02	1.89	1.84	1.78	9999	9999	9999	1.75	1.79	1.82	1.84	1.86	1.91	1.82	1.72	1.79	2.15	1.89	1.75	1.86
6	1.74	1.73	1.72	1.72	1.80	1.75	1.74	1.76	1.69	1.72	9999	9999	9999	9999	9999	9999	9999	9999	9999	9999	9999	9999	9999	9999	9999
7	9999	9999	9999	9999	9999	9999	9999	9999	9999	9999	9999	9999	9999	9999	9999	9999	9999	9999	9999	1.76	1.80	1.82	1.85	1.88	9999
8	1.90	1.91	1.95	1.99	2.00	2.02	1.99	9999	9999	1.52	1.66	1.71	1.73	1.74	1.74	1.74	1.72	1.71	1.74	1.78	1.84	1.91	1.95	1.95	1.83
9	1.89	1.84	1.81	1.78	1.80	1.76	1.72	1.75	9999	1.44	1.62	1.55	1.58	1.44	1.37	1.49	1.61	1.61	1.63	1.58	1.60	1.62	1.60	1.59	1.64
10	1.61	1.60	1.58	1.60	1.59	1.58	1.59	1.67	9999	1.77	1.76	1.75	1.75	1.74	1.74	1.74	1.74	1.73	1.74	1.77	1.85	1.86	1.85	1.82	1.71
11	1.80	1.79	1.80	1.78	1.75	1.75	1.80	1.86	1.92	1.88	1.82	1.78	9999	1.46	1.54	1.61	1.60	1.58	1.64	1.69	1.64	1.57	1.59	1.56	1.70
12	1.48	1.45	1.57	1.78	1.77	1.75	1.64	1.58	1.59	1.60	1.60	1.66	1.66	9999	1.44	1.38	1.40	1.24	1.09	1.37	1.46	1.49	1.29	1.26	1.50
13	1.31	1.36	1.45	1.54	1.67	1.61	1.50	1.46	1.47	9999	9999	1.49	1.54	1.53	1.47	1.55	1.63	1.74	1.79	1.77	1.67	1.82	1.88	1.84	1.60
14	1.75	1.67	1.69	1.71	1.70	1.71	1.62	1.62	1.58	1.43	1.38	1.48	9999	9999	9999	9999	9999	9999	9999	9999	9999	9999	9999	9999	9999
15	9999	9999	9999	9999	9999	9999	9999	9999	9999	9999	9999	1.26	.79	.97	.65	1.04	1.39	1.34	1.15	1.09	1.15	9999	9999	9999	9999
16	9999	9999	9999	9999	9999	9999	9999	9999	9999	9999	9999	9999	9999	9999	9999	9999	9999	9999	9999	9999	9999	9999	9999	9999	9999
17	9999	9999	9999	9999	9999	9999	9999	9999	9999	9999	9999	9999	1.07	1.06	1.07	1.10	1.12	1.09	1.11	1.18	1.26	1.58	1.42	1.36	9999
18	1.41	1.44	1.47	1.53	1.60	1.58	1.53	1.49	1.44	9999	9999	9999	1.39	1.23	1.21	1.16	1.03	1.11	1.14	1.66	1.62	1.52	1.56	1.92	1.43
19	2.06	1.74	1.73	1.73	1.86	1.93	1.65	1.59	1.41	1.59	1.70	9999	9999	1.91	1.88	1.89	1.81	1.75	1.91	1.82	1.74	1.72	1.72	1.72	1.77
20	1.79	1.77	1.77	1.76	1.76	1.74	1.72	9999	9999	1.75	1.77	1.76	1.77	1.76	1.77	1.77	1.75	1.75	1.75	1.76	1.79	1.77	1.79	1.78	1.76
21	1.78	1.79	1.80	1.82	1.80	1.81	1.81	1.74	1.76	1.78	1.77	9999	9999	1.75	1.74	1.73	1.72	9999	9999	9999	9999	9999	9999	9999	9999
22	9999	9999	9999	9999	9999	9999	9999	9999	9999	9999	9999	9999	9999	9999	9999	9999	9999	9999	9999	9999	9999	9999	9999	9999	9999
23	9999	9999	9999	9999	9999	9999	9999	9999	9999	9999	9999	9999	9999	9999	9999	9999	9999	9999	9999	9999	9999	9999	9999	9999	9999
24	9999	9999	9999	9999	9999	9999	9999	9999	9999	9999	9999	1.71	1.68	1.71	1.74	1.75	1.80	1.78	1.79	1.81	1.92	2.24	1.92	1.87	9999
25	1.83	1.95	2.02	2.02	1.92	1.98	1.82	1.80	9999	9999	1.78	1.86	1.85	1.83	1.84	1.84	1.86	1.85	1.89	1.94	1.90	2.01	2.08	2.13	1.91
26	2.17	2.22	2.18	2.31	2.37	2.49	2.45	2.19	1.92	1.78	1.77	1.74	9999	9999	9999	9999	9999	9999	9999	9999	9999	9999	9999	9999	9999
27	9999	9999	9999	9999	9999	9999	9999	9999	9999	1.88	1.82	1.82	1.83	1.85	1.86	1.85	1.85	1.87	1.88	1.90	1.91	1.92	1.94	1.93	9999
28	1.97	1.95	1.91	1.92	1.94	1.98	2.01	1.85	1.73	1.71	1.70	1.71	9999	9999	1.78	1.80	1.87	1.84	1.89	1.87	1.84	1.83	1.95	1.89	1.86
29	1.85	1.86	1.93	1.97	1.99	2.01	2.00	1.95	1.81	1.77	1.78	1.77	1.77	9999	1.69	1.65	1.60	1.60	1.60	1.61	1.63	1.63	1.64	1.69	1.77
30	1.65	1.67	1.65	1.75	1.71	1.63	1.63	1.65	9999	9999	9999	1.77	1.82	1.84	1.84	1.87	1.84	1.82	1.92	1.90	1.81	1.81	1.78	1.77	1.77
31	1.72	1.70	1.78	1.72	1.70	1.69	1.69	1.68	9999	9999	1.72	1.71	1.71	1.70	1.69	1.70	1.71	1.73	1.64	1.70	1.64	1.70	1.69	1.72	1.70

HOURLY MAX: 1ST 2.49 ON DAY 26 HOUR 5
2ND 2.45 ON DAY 26 HOUR 6

N.E. CORRIDOR HYDROCARBON STUDY
HOURLY AVERAGE REPORT
****

STATE	22	MASSACHUSETTS
AREA	2380	WATERTOWN
SITE	5	M4
PARAMETER	43102	NON-METHANE HYDROCARBONS
UNITS	7	PARTS PER MILLION

YEAR	1980
MONTH	AUGUST

	HOUR																								DAILY
DAY	00	01	02	03	04	05	06	07	08	09	10	11	12	13	14	15	16	17	18	19	20	21	22	23	AVG
1	.27	.24	.15	.12	.21	.39	.60	.63	.27	.12	.18	.27	.27	.27	.24	.24	.21	.15	.18	.21	.21	.18	.21	.18	.25
2	.39	.39	.39	.33	.27	.24	.24	.18	.15	.09	.06	.06	.09	.09	.12	.12	.12	.12	.12	.12	.12	.12	.12	.09	.17
3	.06	.06	.06	.06	.06	.09	.18	.15	.18	.18	.21	.12	9999	.09	.06	.09	.09	.12	.12	.06	.03	.00	.12	.24	.11
4	.27	.36	.27	.36	.51	.60	.78	.42	.30	.15	.12	.18	.15	.12	.12	.18	.21	.24	.21	.18	.18	.30	.39	.33	.29
5	.33	.33	.39	.45	.63	.75	.93	1.41	.93	.57	9999	9999	.24	.33	.39	.42	.48	.66	.45	.45	.33	.21	.30	.24	.51
6	.21	.18	.18	.18	.18	.21	.27	.45	.36	.36	.30	.24	9999	.15	.12	.21	.27	.36	.30	.24	.21	.24	.18	.21	.24
7	.18	.15	.12	.09	.09	.06	.06	.06	9999	.15	.09	.39	.00	.00	.00	.00	9999	9999	9999	.30	.42	.45	.45	.48	.18
8	.48	.30	.27	.15	.18	.21	.81	9999	.27	.12	.00	.00	.00	.00	.00	.00	.00	.00	.48	.21	.09	.00	.00	.00	.16
9	.00	.00	.00	.00	.00	.00	.00	.00	.00	.00	.00	.00	.00	.00	.00	.00	.00	.00	.00	.00	.00	.00	.00	.00	.00
10	.00	.00	.00	.00	.00	.00	.00	.00	.00	.00	.00	.00	.00	.00	.00	.00	.00	.00	.00	.00	.00	.00	.00	.00	.00
11	.00	.00	.00	.00	.00	.00	.00	.03	.21	.15	.06	.03	.12	.09	.15	.21	.24	.21	.18	.15	.12	.09	.06	.03	.09
12	.03	.03	.00	.00	.00	.00	.06	.36	.45	.33	.30	.30	.27	.18	.12	.06	.00	.00	.03	.03	.09	.03	.03	.00	.11
13	.00	.00	.00	.00	.18	.21	.33	.36	9999	9999	.09	.03	.03	.15	.09	.06	.18	.48	.78	.60	.99	.90	1.17	1.20	.36
14	.42	.27	.27	.27	.27	.27	.51	.33	.30	.27	.24	.21	9999	.09	.18	.18	.18	.18	.21	.21	.21	.24	.24	.15	.25
15	.15	.15	.24	.21	.18	.15	.12	.09	.06	9999	9999	.24	.00	.00	.00	.00	.00	.00	.00	.00	.00	.09	.15	.06	.09
16	.15	.33	.12	.09	.06	.03	.00	.06	.06	.03	.03	.00	.00	.00	.00	.00	.00	.00	.00	.00	.00	.00	.00	.00	.04
17	.00	.00	.00	.00	.00	.00	.00	.00	.00	.00	.00	.00	.00	.00	.00	.00	.00	.03	.24	.48	.81	.51	.27	.33	.11
18	.30	.27	.30	.33	.39	.42	.42	.39	.36	9999	9999	9999	.12	.09	.21	.24	.24	.24	.24	.24	.21	.15	.09	.12	.26
19	.12	.12	.15	.15	.15	.15	.15	.18	.09	.03	.00	.00	9999	.18	.12	.18	.24	.30	.42	.30	.18	.06	.00	.12	.15
20	.12	.12	.09	.09	.09	.09	.09	.09	9999	.03	.00	.03	.03	.03	.03	.03	.03	.03	.03	.00	.00	.00	.00	.00	.05
21	.00	.00	.00	.00	.00	.00	.00	.00	.00	.00	.00	.03	9999	.15	.15	.12	.12	.12	.09	.12	.12	.12	.12	.00	.05
22	.00	.00	.00	.00	.00	.00	.00	.00	.00	.00	.00	.03	9999	.03	.03	.06	.09	.15	.24	.42	.72	.48	.57	.78	.16
23	.45	.18	.12	.03	.00	.00	.00	.00	.00	9999	.06	.09	.12	.15	.18	.21	.24	.33	.42	.63	1.02	.99	1.05	1.08	.32
24	.90	.63	.57	.42	.24	.09	.03	.06	9999	9999	9999	.18	.15	.24	.30	.24	.24	.33	.39	.57	.66	.72	.72	.69	.40
25	.48	.57	.57	.51	.39	.72	.42	.33	9999	9999	.15	.33	.39	.33	.54	.30	.51	.66	.63	.75	.75	1.17	1.68	1.92	.64
26	1.83	1.62	1.50	1.32	1.11	1.38	1.89	1.68	.75	.24	.24	.15	9999	9999	.06	.51	.12	.27	.48	.36	.39	.36	.36	.45	.78
27	.45	.36	.36	.36	.24	.18	.42	.69	9999	.27	.15	.30	.27	.15	.12	.15	.09	.21	.39	.57	.72	.93	.69	.57	.38
28	.66	.42	.21	.24	.18	.48	.87	.21	.00	.00	.06	.00	9999	9999	.24	.30	.42	.45	.48	.33	.27	.42	.33	.24	.31
29	.15	.18	.30	.42	.42	.45	.66	.45	.24	.06	.12	.21	.12	9999	.24	.12	.09	.12	.15	.21	.27	.24	.24	.24	.25
30	.15	.09	.09	.03	.03	.03	.06	.03	9999	9999	9999	.09	.09	.09	.09	.18	.24	.21	.15	.15	.18	.15	.03	.06	.11
31	.03	.00	.03	.03	.00	.00	.00	.00	.00	9999	.03	.03	.03	.00	.00	.09	.03	.03	.00	.06	.06	9999	9999	9999	.02

HOURLY MAX: 1ST 1.92 ON DAY 25 HOUR 23
2ND 1.89 ON DAY 26 HOUR 6

N.E. CORRIDOR HYDROCARBON STUDY
HOURLY AVERAGE REPORT
****

STATE	22	MASSACHUSETTS
AREA	2380	WATERTOWN
SITE	5	M4
PARAMETER	43201	METHANE (CH4)
UNITS	7	PARTS PER MILLION

YEAR 1980
MONTH SEPTEMBER

	HOUR																								DAILY
DAY	00	01	02	03	04	05	06	07	08	09	10	11	12	13	14	15	16	17	18	19	20	21	22	23	AVG
1	1.74	1.77	1.76	1.78	1.81	1.88	1.81	1.79	1.84	9999	1.81	1.80	1.76	1.78	1.80	1.78	1.80	1.84	1.86	1.82	1.81	1.81	1.73	1.75	1.80
2	1.77	1.74	1.73	1.76	1.78	1.77	1.79	1.81	1.79	1.79	1.80	9999	9999	1.78	1.75	1.73	1.73	1.82	1.78	1.74	1.73	1.71	1.71	1.71	1.76
3	1.70	1.69	1.68	1.69	1.69	1.68	1.67	1.69	1.67	1.66	9999	9999	1.73	1.70	1.69	1.71	1.70	1.71	1.72	1.79	1.83	1.80	1.83	1.83	1.72
4	1.79	1.84	1.87	1.84	1.84	1.91	1.88	1.77	1.80	1.80	1.75	1.75	1.74	9999	1.81	1.76	1.76	1.75	1.79	1.73	1.75	1.77	1.96	1.78	1.80
5	1.72	1.77	2.30	1.84	1.76	1.77	1.76	1.74	1.71	9999	1.71	1.72	1.73	1.74	1.73	1.74	1.78	1.81	1.79	2.12	1.77	1.79	1.77	1.75	1.80
6	1.77	1.75	1.77	1.76	1.78	1.79	1.80	1.75	1.74	1.74	1.70	9999	9999	9999	9999	9999	9999	9999	9999	9999	9999	9999	9999	9999	9999
7	9999	9999	9999	9999	9999	9999	9999	9999	9999	9999	9999	9999	1.16	1.44	1.50	1.49	1.51	1.52	1.40	1.33	1.48	1.67	1.74	1.68	9999
8	1.72	1.81	1.54	1.60	1.45	1.26	1.11	.68	.37	.86	1.06	1.48	1.64	9999	9999	1.74	1.75	1.76	1.77	1.83	1.81	1.80	1.80	1.85	1.49
9	1.85	1.95	2.01	2.08	2.04	2.09	2.11	2.06	9999	.58	.66	1.50	1.73	1.66	1.63	1.66	1.69	1.57	9999	9999	9999	9999	9999	9999	9999
10	9999	9999	9999	9999	9999	9999	9999	9999	9999	9999	9999	9999	9999	9999	1.75	1.77	1.80	1.82	1.86	1.99	2.03	2.02	2.00	1.99	9999
11	1.78	1.80	1.81	1.82	1.83	1.88	1.84	1.82	1.78	1.76	1.73	1.73	1.72	1.71	9999	9999	1.74	1.76	1.78	1.81	1.77	1.78	1.80	1.79	1.78
12	1.81	1.81	1.83	1.82	1.83	1.84	1.85	1.86	1.87	1.88	1.89	1.90	1.83	9999	1.79	1.78	1.79	1.79	1.81	1.83	1.84	1.85	1.86	1.86	1.84
13	1.81	1.82	1.83	1.84	1.86	1.94	1.93	1.86	9999	9999	9999	9999	9999	9999	9999	9999	9999	9999	9999	9999	9999	9999	9999	9999	9999
14	9999	9999	9999	9999	9999	9999	9999	9999	9999	9999	9999	9999	9999	9999	9999	9999	9999	9999	9999	9999	9999	9999	9999	9999	9999
15	9999	9999	9999	9999	9999	9999	9999	9999	9999	9999	9999	9999	9999	9999	9999	9999	9999	9999	9999	9999	9999	9999	9999	9999	9999
16	9999	9999	9999	9999	9999	9999	9999	9999	9999	9999	9999	9999	9999	9999	9999	9999	9999	9999	9999	9999	9999	9999	9999	9999	9999
17	9999	9999	9999	9999	9999	9999	9999	9999	9999	9999	9999	9999	9999	9999	9999	9999	9999	9999	9999	9999	9999	9999	9999	9999	9999
18	9999	9999	9999	9999	9999	9999	9999	9999	9999	9999	9999	9999	9999	9999	9999	9999	9999	9999	9999	9999	9999	9999	9999	9999	9999
19	9999	9999	9999	9999	9999	9999	9999	9999	9999	9999	9999	9999	9999	9999	9999	9999	9999	9999	9999	9999	9999	9999	9999	9999	9999
20	9999	9999	9999	9999	9999	9999	9999	9999	9999	9999	9999	9999	9999	9999	9999	9999	9999	9999	9999	9999	9999	9999	9999	9999	9999
21	9999	9999	9999	9999	9999	9999	9999	9999	9999	9999	9999	9999	9999	9999	9999	9999	9999	9999	9999	9999	9999	9999	9999	9999	9999
22	9999	9999	9999	9999	9999	9999	9999	9999	9999	9999	9999	9999	9999	9999	9999	9999	9999	9999	9999	9999	9999	9999	9999	9999	9999
23	9999	9999	9999	9999	9999	9999	9999	9999	9999	9999	9999	9999	9999	9999	9999	9999	9999	9999	9999	9999	9999	9999	9999	9999	9999
24	9999	9999	9999	9999	9999	9999	9999	9999	9999	9999	9999	9999	9999	9999	9999	9999	9999	9999	9999	9999	9999	9999	9999	9999	9999
25	9999	9999	9999	9999	9999	9999	9999	9999	9999	9999	9999	9999	9999	9999	9999	9999	9999	9999	9999	9999	9999	9999	9999	9999	9999
26	9999	9999	9999	9999	9999	9999	9999	9999	9999	9999	9999	9999	9999	9999	9999	9999	9999	9999	9999	9999	9999	9999	9999	9999	9999
27	9999	9999	9999	9999	9999	9999	9999	9999	9999	9999	9999	9999	9999	9999	9999	9999	9999	9999	9999	9999	9999	9999	9999	9999	9999
28	9999	9999	9999	9999	9999	9999	9999	9999	9999	9999	9999	9999	9999	9999	9999	9999	9999	9999	9999	9999	9999	9999	9999	9999	9999
29	9999	9999	9999	9999	9999	9999	9999	9999	9999	9999	9999	9999	9999	9999	9999	9999	9999	9999	9999	9999	9999	9999	9999	9999	9999
30	9999	9999	9999	9999	9999	9999	9999	9999	9999	9999	9999	9999	9999	9999	9999	9999	9999	9999	9999	9999	9999	9999	9999	9999	9999

HOURLY MAX: 1ST 2.30 ON DAY 5 HOUR 2
2ND 2.12 ON DAY 5 HOUR 19

N.E. CORRIDOR HYDROCARBON STUDY
HOURLY AVERAGE REPORT
****

STATE	22	MASSACHUSETTS
AREA	2380	WATERTOWN
SITE	5	M4
PARAMETER	43102	NON-METHANE HYDROCARBONS
UNITS	7	PARTS PER MILLION

YEAR	1980
MONTH	SEPTEMBER

	HOUR																								DAILY
DAY	00	01	02	03	04	05	06	07	08	09	10	11	12	13	14	15	16	17	18	19	20	21	22	23	AVG
1	.15	.15	.15	.18	.18	.21	.21	.24	.30	9999	.30	.15	.15	.12	.12	.12	.12	.15	.18	.21	.24	.27	.15	.15	.18
2	.15	.12	.12	.12	.09	.09	.21	.27	.27	.24	.27	.27	9999	.03	.03	.00	.03	.00	.03	.06	.12	.09	.00	.00	.11
3	.00	.00	.00	.00	.00	.00	.00	.00	.00	.00	9999	.00	.00	.00	.00	.00	.00	.12	.33	.60	.81	.78	1.02	.48	.18
4	.27	.39	.45	.36	.21	.36	.63	.21	.24	.36	.18	.21	.18	.21	.18	.24	.24	.24	.30	.21	.24	.27	.24	.18	.28
5	.21	.15	.12	.06	.06	.12	.15	.18	.09	9999	.06	.00	.06	.12	.18	.21	.30	.30	.27	.24	.27	.15	.09	.06	.15
6	.03	.06	.06	.06	.09	.12	.18	.12	.03	.06	.03	9999	.03	.06	.06	.09	.12	.15	.27	.30	.24	.24	.27	.30	.13
7	.39	.36	.45	.24	.21	.18	.09	.03	.03	.03	.03	.03	.00	.00	.00	.03	.03	.06	.09	.18	.18	.30	.42	.48	.16
8	.51	.51	.36	.30	.18	.33	.42	.18	.09	.03	.00	.00	.00	.00	.06	.03	.06	.12	.21	.45	.30	.15	.15	.30	.20
9	.39	.54	.60	.45	.48	.48	.66	1.11	.54	.00	.00	.00	.00	.00	.00	.03	.18	.15	.15	.15	.00	.00	.00	.00	.25
10	.00	.00	.00	.00	.00	.00	.00	.00	.00	.00	.00	.00	.00	9999	.03	.06	.06	.15	.39	.57	.63	.54	.69	.33	.15
11	.39	.18	.21	.24	.30	.39	.90	1.02	.42	.36	.33	.18	.06	.09	.12	.12	.15	.12	.18	.24	.21	.18	.21	.18	.28
12	.15	.15	.18	.24	.12	.12	.66	.21	.33	.15	.06	.03	.18	9999	.30	.27	.27	.27	.30	.27	.33	.33	.33	.24	.24
13	.21	.18	.09	.06	.09	.15	.15	.12	9999	9999	9999	9999	9999	9999	9999	9999	9999	9999	9999	9999	9999	9999	9999	9999	9999
14	9999	9999	9999	9999	9999	9999	9999	9999	9999	9999	9999	9999	9999	9999	9999	9999	9999	9999	9999	9999	9999	9999	9999	9999	9999
15	9999	9999	9999	9999	9999	9999	9999	9999	9999	9999	9999	9999	9999	9999	9999	9999	9999	9999	9999	9999	9999	9999	9999	9999	9999
16	9999	9999	9999	9999	9999	9999	9999	9999	9999	9999	9999	9999	9999	9999	9999	9999	9999	9999	9999	9999	9999	9999	9999	9999	9999
17	9999	9999	9999	9999	9999	9999	9999	9999	9999	9999	9999	9999	9999	9999	9999	9999	9999	9999	9999	9999	9999	9999	9999	9999	9999
18	9999	9999	9999	9999	9999	9999	9999	9999	9999	9999	9999	9999	9999	9999	9999	9999	9999	9999	9999	9999	9999	9999	9999	9999	9999
19	9999	9999	9999	9999	9999	9999	9999	9999	9999	9999	9999	9999	9999	9999	9999	9999	9999	9999	9999	9999	9999	9999	9999	9999	9999
20	9999	9999	9999	9999	9999	9999	9999	9999	9999	9999	9999	9999	9999	9999	9999	9999	9999	9999	9999	9999	9999	9999	9999	9999	9999
21	9999	9999	9999	9999	9999	9999	9999	9999	9999	9999	9999	9999	9999	9999	9999	9999	9999	9999	9999	9999	9999	9999	9999	9999	9999
22	9999	9999	9999	9999	9999	9999	9999	9999	9999	9999	9999	9999	9999	9999	9999	9999	9999	9999	9999	9999	9999	9999	9999	9999	9999
23	9999	9999	9999	9999	9999	9999	9999	9999	9999	9999	9999	9999	9999	9999	9999	9999	9999	9999	9999	9999	9999	9999	9999	9999	9999
24	9999	9999	9999	9999	9999	9999	9999	9999	9999	9999	9999	9999	9999	9999	9999	9999	9999	9999	9999	9999	9999	9999	9999	9999	9999
25	9999	9999	9999	9999	9999	9999	9999	9999	9999	9999	9999	9999	9999	9999	9999	9999	9999	9999	9999	9999	9999	9999	9999	9999	9999
26	9999	9999	9999	9999	9999	9999	9999	9999	9999	9999	9999	9999	9999	9999	9999	9999	9999	9999	9999	9999	9999	9999	9999	9999	9999
27	9999	9999	9999	9999	9999	9999	9999	9999	9999	9999	9999	9999	9999	9999	9999	9999	9999	9999	9999	9999	9999	9999	9999	9999	9999
28	9999	9999	9999	9999	9999	9999	9999	9999	9999	9999	9999	9999	9999	9999	9999	9999	9999	9999	9999	9999	9999	9999	9999	9999	9999
29	9999	9999	9999	9999	9999	9999	9999	9999	9999	9999	9999	9999	9999	9999	9999	9999	9999	9999	9999	9999	9999	9999	9999	9999	9999
30	9999	9999	9999	9999	9999	9999	9999	9999	9999	9999	9999	9999	9999	9999	9999	9999	9999	9999	9999	9999	9999	9999	9999	9999	9999

HOURLY MAX: 1ST 1.11 ON DAY 9 HOUR 7
2ND 1.02 ON DAY 3 HOUR 22

N.E. CORRIDOR HYDROCARBON STUDY
HOURLY AVERAGE REPORT
****

STATE	22	MASSACHUSETTS
AREA	240	BOSTON
SITE	21	M5 (EAST BOSTON)
PARAMETER	43201	METHANE (CH4)
UNITS	7	PARTS PER MILLION

YEAR 1980
MONTH JUNE

DAY	HOUR 00	01	02	03	04	05	06	07	08	09	10	11	12	13	14	15	16	17	18	19	20	21	22	23	DAILY AVG
1	1.80	1.85	1.84	1.88	1.88	1.92	1.90	1.89	1.82	9999	1.70	1.69	1.70	1.72	1.76	1.77	1.80	1.78	1.74	1.74	1.78	1.80	1.81	1.88	1.80
2	1.95	2.01	2.07	2.10	2.61	2.36	2.15	2.19	2.14	2.21	1.92	1.84	9999	1.78	1.76	1.64	1.61	1.63	1.58	1.60	1.61	1.63	1.60	1.62	1.90
3	1.60	2.21	1.79	1.72	1.65	1.70	1.83	1.63	1.57	1.67	1.62	9999	1.65	1.64	1.67	1.72	1.73	1.72	1.71	1.72	1.71	1.70	1.67	1.68	1.71
4	1.69	1.72	1.77	1.75	1.76	1.74	1.81	3.37	2.33	1.89	1.73	9999	1.79	1.76	1.73	1.74	1.72	1.81	1.74	1.74	1.69	1.70	1.73	1.73	1.85
5	1.73	1.73	1.74	1.74	1.76	1.75	1.74	1.70	1.70	1.70	1.70	9999	1.70	1.79	1.89	1.80	1.73	1.74	1.80	1.84	1.87	1.92	1.93	1.89	1.78
6	1.89	1.92	1.94	1.97	2.01	1.95	1.88	1.89	1.77	1.68	1.64	1.64	9999	1.69	1.72	1.82	1.95	1.79	1.80	1.90	1.76	1.76	1.76	1.73	1.82
7	1.75	1.81	1.93	1.93	1.92	1.99	1.91	1.89	1.93	1.78	1.74	1.74	9999	1.87	1.81	1.66	1.63	1.64	1.69	1.66	1.67	1.73	1.72	1.71	1.79
8	1.68	1.70	1.71	1.70	1.68	1.82	1.88	1.88	1.86	1.75	9999	1.78	1.77	1.77	1.83	1.84	1.79	1.74	1.71	1.72	1.72	1.65	1.66	1.67	1.75
9	1.68	1.69	1.70	1.70	1.69	1.69	1.69	1.63	1.62	1.60	9999	1.66	1.65	1.68	1.70	1.71	1.75	1.76	1.77	1.76	1.74	1.69	1.70	1.71	1.69
10	1.73	1.75	1.78	1.78	1.77	1.75	1.76	1.74	1.69	9999	1.66	1.64	1.63	1.63	1.65	1.66	1.67	1.69	1.71	1.70	1.69	1.70	1.71	1.71	1.70
11	1.70	1.70	1.69	1.70	1.71	1.69	1.72	1.67	9999	1.63	1.61	1.61	1.63	1.66	1.67	1.68	1.67	1.67	1.69	1.68	1.72	1.73	1.75	1.74	1.68
12	1.74	1.78	1.81	1.83	1.84	1.78	1.73	1.70	1.68	1.66	9999	1.61	1.64	1.65	1.77	1.72	1.85	1.78	1.81	1.87	1.76	1.71	1.73	1.76	1.75
13	1.83	1.99	2.15	2.17	2.36	2.40	2.17	2.11	1.95	1.83	1.83	1.73	2.16	1.93	1.71	1.66	1.89	1.81	1.76	1.70	1.65	1.59	1.63	1.63	1.90
14	1.69	1.67	1.66	1.67	1.69	1.73	1.86	2.08	1.93	1.73	9999	9999	9999	9999	9999	9999	9999	9999	9999	9999	9999	9999	9999	9999	9999
15	9999	9999	9999	9999	9999	9999	9999	9999	9999	9999	9999	9999	9999	9999	9999	9999	9999	9999	9999	9999	9999	9999	9999	9999	9999
16	9999	9999	9999	9999	9999	9999	9999	9999	9999	9999	9999	9999	9999	9999	9999	9999	9999	9999	9999	9999	9999	9999	9999	9999	9999
17	9999	9999	9999	9999	9999	9999	9999	9999	9999	9999	9999	9999	9999	9999	9999	9999	9999	9999	9999	9999	9999	9999	9999	9999	9999
18	9999	9999	9999	9999	9999	9999	9999	9999	9999	9999	9999	9999	9999	9999	9999	9999	9999	9999	9999	2.08	1.99	2.00	2.01	2.04	9999
19	2.04	2.04	2.05	2.08	2.05	2.05	2.02	2.03	2.06	2.12	2.17	2.21	2.18	2.18	2.18	2.17	2.16	2.21	2.18	2.08	2.10	2.30	2.26	2.22	2.13
20	2.17	2.27	2.20	2.18	2.18	2.18	2.16	2.15	2.16	9999	1.77	2.24	1.91	2.04	2.04	1.98	1.95	1.93	1.87	9999	9999	9999	9999	9999	2.08
21	9999	9999	9999	9999	9999	9999	9999	9999	9999	9999	9999	9999	9999	9999	9999	9999	9999	9999	9999	9999	9999	9999	9999	9999	9999
22	9999	9999	9999	9999	9999	9999	9999	9999	9999	9999	9999	9999	9999	9999	9999	9999	9999	9999	9999	9999	9999	9999	9999	9999	9999
23	9999	9999	9999	9999	9999	9999	9999	9999	9999	9999	9999	9999	9999	9999	9999	9999	9999	9999	9999	9999	9999	9999	9999	9999	9999
24	9999	9999	9999	9999	9999	9999	9999	9999	9999	9999	9999	9999	9999	9999	9999	9999	9999	9999	9999	9999	9999	9999	9999	9999	9999
25	9999	9999	9999	9999	9999	9999	9999	9999	9999	9999	9999	9999	9999	9999	9999	9999	9999	9999	9999	9999	9999	9999	9999	9999	9999
26	9999	9999	9999	9999	9999	9999	9999	9999	9999	9999	9999	9999	9999	9999	9999	9999	9999	9999	9999	9999	9999	9999	9999	9999	9999
27	9999	9999	9999	9999	9999	9999	9999	9999	9999	9999	9999	9999	9999	9999	9999	9999	9999	9999	9999	9999	9999	9999	9999	9999	9999
28	9999	9999	9999	9999	9999	9999	9999	9999	9999	9999	9999	9999	9999	9999	2.01	1.98	1.97	1.94	1.93	2.00	1.84	1.77	1.77	1.73	9999
29	1.72	1.81	1.82	1.82	1.86	1.86	1.80	1.76	1.85	1.80	9999	1.80	1.82	1.83	1.74	1.74	1.79	1.76	1.72	1.70	1.68	1.68	1.68	1.66	1.77
30	1.65	1.62	1.64	1.63	1.65	1.65	1.63	1.69	1.68	1.65	1.63	1.65	9999	1.66	1.68	1.71	1.71	1.80	1.88	1.81	1.78	1.80	1.99	2.02	1.72

HOURLY MAX: 1ST 3.37 ON DAY 4 HOUR 7
2ND 2.61 ON DAY 2 HOUR 4

N.E. CORRIDOR HYDROCARBON STUDY
HOURLY AVERAGE REPORT
****

STATE	22	MASSACHUSETTS
AREA	240	BOSTON
SITE	21	M5 (EAST BOSTON)
PARAMETER	43102	NON-METHANE HYDROCARBONS
UNITS	7	PARTS PER MILLION

YEAR 1980
MONTH JUNE

DAY	HOUR 00	01	02	03	04	05	06	07	08	09	10	11	12	13	14	15	16	17	18	19	20	21	22	23	DAILY AVG
1	.33	.30	.39	.33	.36	.30	.51	.42	.42	9999	.36	.39	.45	.45	.51	.45	.51	.39	.33	.36	.33	.33	.36	.48	.39
2	.54	.39	.48	.39	.57	.60	.60	.69	.96	.90	.54	.42	.21	.09	.60	.03	.24	1.59	.72	.84	.33	.66	.72	.45	.56
3	.51	.21	.72	.30	.63	1.23	.69	.39	.00	.00	.00	1.08	.30	.00	.06	.30	.96	1.26	.57	.81	.54	.12	.00	.00	.45
4	.00	.00	.00	.00	.33	.45	.21	.63	.63	.18	.03	9999	.27	.27	.30	.30	.30	.69	.48	.57	.33	.30	.18	.15	.29
5	.09	.09	.12	.12	.51	.36	.27	.30	.54	.93	.90	1.38	.30	.24	.33	.48	.60	.60	.81	1.02	.99	1.11	.99	.90	.58
6	.78	.63	.48	.54	1.08	.72	.93	.81	.81	.84	.36	.27	9999	.36	.42	.36	.36	.33	.42	.45	.42	.42	.42	.36	.55
7	.30	.33	.30	.27	.24	.27	.30	.33	.33	.30	.18	.15	9999	.30	.21	.18	.21	.24	.54	.81	.84	3.03	2.34	2.37	.62
8	.63	.42	.45	4.11	.24	.09	.09	.09	.18	.18	9999	1.08	.27	.27	.27	.30	.21	.09	.06	.06	.00	.30	2.28	.03	.51
9	.00	.00	.00	.00	.00	.00	.12	.12	.09	.09	9999	.30	.27	.27	.36	.30	.33	.30	.27	.27	.15	.15	.15	.15	.16
10	.24	.15	.18	.15	.18	.24	.39	.39	.36	.18	.18	.12	.18	.30	.45	.51	.75	.66	.72	.63	1.02	1.35	1.32	.69	.47
11	.39	.30	.24	.27	.27	.39	.51	.45	9999	.36	.39	.36	.42	.45	.39	.39	.48	.51	.51	.48	.42	.45	.42	.42	.40
12	.33	.39	.33	.33	.36	.48	.63	.60	.45	.45	9999	.45	.42	.42	.51	.54	.51	.48	.48	.54	.57	.69	.69	.75	.50
13	.72	.72	.75	.90	.99	1.05	1.23	1.32	.96	.69	.69	.48	.33	.33	.33	.36	.54	.54	.42	.33	.27	.36	.30	.33	.62
14	.30	.24	.24	.21	.24	.27	.30	.30	.30	.33	9999	9999	9999	9999	9999	9999	9999	9999	9999	9999	9999	9999	9999	9999	9999
15	9999	9999	9999	9999	9999	9999	9999	9999	9999	9999	9999	9999	9999	9999	9999	9999	9999	9999	9999	9999	9999	9999	9999	9999	9999
16	9999	9999	9999	9999	9999	9999	9999	9999	9999	9999	9999	9999	9999	9999	9999	9999	9999	9999	9999	9999	9999	9999	9999	9999	9999
17	9999	9999	9999	9999	9999	9999	9999	9999	9999	9999	9999	9999	9999	9999	9999	9999	9999	9999	9999	9999	9999	9999	9999	9999	9999
18	9999	9999	9999	9999	9999	9999	9999	9999	9999	9999	9999	9999	9999	9999	9999	9999	9999	9999	9999	.18	.15	.15	.15	.12	9999
19	.12	.15	.15	.09	.12	.15	.18	.24	.30	.21	.09	.00	.00	.00	.00	.00	.00	.00	.00	.00	.00	.06	.00	.00	.08
20	.00	.00	.00	.00	.00	.00	.00	.03	.03	.03	.09	.12	.09	.09	.12	.09	.12	.09	.09	9999	9999	9999	9999	9999	.05
21	9999	9999	9999	9999	9999	9999	9999	9999	9999	9999	9999	9999	9999	9999	9999	9999	9999	9999	9999	9999	9999	9999	9999	9999	9999
22	9999	9999	9999	9999	9999	9999	9999	9999	9999	9999	9999	9999	9999	9999	9999	9999	9999	9999	9999	9999	9999	9999	9999	9999	9999
23	9999	9999	9999	9999	9999	9999	9999	9999	9999	9999	9999	9999	9999	9999	9999	9999	9999	9999	9999	9999	9999	9999	9999	9999	9999
24	9999	9999	9999	9999	9999	9999	9999	9999	9999	9999	9999	9999	9999	9999	9999	9999	9999	9999	9999	9999	9999	9999	9999	9999	9999
25	9999	9999	9999	9999	9999	9999	9999	9999	9999	9999	9999	9999	9999	9999	9999	9999	9999	9999	9999	9999	9999	9999	9999	9999	9999
26	9999	9999	9999	9999	9999	9999	9999	9999	9999	9999	9999	9999	9999	9999	9999	9999	9999	9999	9999	9999	9999	9999	9999	9999	9999
27	9999	9999	9999	9999	9999	9999	9999	9999	9999	9999	9999	9999	9999	9999	9999	9999	9999	9999	9999	9999	9999	9999	9999	9999	9999
28	9999	9999	9999	9999	9999	9999	9999	9999	9999	9999	9999	9999	9999	9999	.51	.48	.45	.42	.39	.69	.48	.30	.27	.21	9999
29	.24	.24	.21	.21	.21	.24	.24	.27	.21	.27	9999	.27	.24	.27	.24	.24	.18	.21	.18	.69	.93	1.47	1.23	.81	.40
30	.57	.30	.18	.21	.39	.39	.45	.69	.72	.69	.96	.39	9999	.21	.57	.87	.60	.45	.45	.66	.78	.72	.84	.63	.55

HOURLY MAX: 1ST 4.11 ON DAY 8 HOUR 3
2ND 3.03 ON DAY 7 HOUR 21

N.E. CORRIDOR HYDROCARBON STUDY
HOURLY AVERAGE REPORT
****

STATE	22	MASSACHUSETTS
AREA	240	BOSTON
SITE	21	M5 (EAST BOSTON)
PARAMETER	43201	METHANE (CH4)
UNITS	7	PARTS PER MILLION

YEAR 1980
MONTH JULY

DAY	HOUR 00	01	02	03	04	05	06	07	08	09	10	11	12	13	14	15	16	17	18	19	20	21	22	23	DAILY AVG
1	.00	2.02	2.11	2.15	2.15	2.17	1.96	1.77	1.69	1.67	1.67	1.62	9999	1.58	1.81	1.55	1.56	1.55	1.54	1.54	2.15	1.86	1.72	1.73	1.72
2	1.57	1.58	1.60	1.62	1.61	1.61	1.63	1.66	1.69	9999	1.67	1.70	1.76	1.70	1.75	1.66	1.70	1.68	1.68	1.70	1.72	1.77	1.78	1.86	1.68
3	1.95	2.11	2.27	1.99	1.90	1.89	2.00	1.80	1.74	1.63	1.58	1.63	1.68	9999	9999	1.77	1.75	1.71	1.82	2.16	1.82	1.75	1.78	1.77	1.84
4	1.81	1.91	1.91	1.91	1.89	2.40	1.80	1.72	1.66	1.62	1.58	9999	9999	1.92	1.69	1.63	1.75	1.85	1.65	1.78	1.76	1.96	1.83	1.86	1.81
5	1.94	1.85	2.17	2.14	3.06	4.07	2.69	2.42	2.21	2.10	1.88	1.73	1.71	1.56	1.60	9999	1.67	1.69	1.77	1.82	1.77	1.79	1.84	1.86	2.06
6	1.86	2.01	1.86	1.79	1.73	1.85	1.90	1.65	1.70	1.64	1.56	9999	1.64	1.72	1.68	1.62	1.63	1.63	1.66	1.71	1.76	1.81	1.89	1.78	1.74
7	1.81	1.78	1.81	1.83	1.83	1.78	1.76	1.91	9999	9999	1.70	1.67	1.66	1.71	1.66	1.66	1.74	1.65	1.67	1.90	1.88	1.77	1.79	2.02	1.77
8	2.24	2.28	2.31	2.32	2.18	1.98	1.91	1.89	1.77	9999	1.75	1.84	1.91	1.79	1.72	1.72	1.87	1.89	2.13	2.57	2.58	3.71	2.49	2.84	2.16
9	1.93	1.97	2.01	1.97	1.86	2.62	2.43	1.79	1.70	1.90	1.86	1.68	9999	1.87	1.80	1.72	1.78	1.73	1.75	1.79	1.90	2.01	1.89	1.91	1.91
10	1.91	1.90	2.14	2.75	2.20	1.95	2.01	1.87	9999	1.62	1.61	1.60	1.58	1.63	1.67	1.69	1.70	1.71	1.72	1.70	1.77	2.01	1.94	1.82	1.85
11	1.80	1.84	1.85	1.85	1.83	1.80	1.81	1.83	1.85	1.81	1.82	1.80	9999	1.82	1.84	1.86	1.87	1.84	1.82	1.83	1.81	1.77	1.83	1.82	1.83
12	1.94	1.99	2.06	2.13	1.76	1.73	1.72	1.68	1.70	1.79	1.75	9999	2.17	1.81	1.89	1.89	1.79	1.92	1.76	1.75	1.73	1.72	1.77	1.89	1.84
13	2.06	2.07	1.89	1.82	1.81	1.81	1.79	1.83	1.74	1.89	1.75	1.68	9999	1.64	1.62	1.66	9999	2.14	1.68	1.74	1.91	2.09	2.11	2.21	1.86
14	2.26	2.16	2.17	2.08	2.09	1.98	2.49	1.75	1.69	9999	9999	9999	9999	9999	1.70	1.69	1.70	1.69	1.74	1.81	1.82	1.80	1.82	1.79	1.91
15	1.79	1.84	1.81	1.78	1.76	1.78	1.80	1.81	1.80	9999	1.80	1.78	1.78	1.81	1.85	1.89	1.94	1.90	1.89	1.83	1.75	1.74	1.71	1.70	1.81
16	1.70	1.73	1.76	1.84	1.83	2.01	2.03	1.87	1.86	9999	1.82	1.81	1.84	1.89	2.00	2.06	2.06	2.05	2.07	2.08	1.97	1.96	1.87	1.88	1.91
17	1.95	1.86	1.92	1.94	1.91	1.93	1.88	1.90	1.78	1.72	1.80	1.84	9999	1.79	1.76	1.81	1.91	1.93	1.90	1.95	1.91	1.87	1.77	1.72	1.86
18	1.76	1.76	1.77	1.76	1.87	1.80	1.69	1.65	1.63	9999	1.69	1.66	1.69	1.91	1.85	1.95	1.81	2.01	1.79	2.01	1.78	1.75	1.75	1.76	1.79
19	1.77	1.82	1.88	1.89	1.80	1.90	2.01	1.78	1.81	9999	1.72	1.73	1.76	1.76	1.80	1.78	1.75	1.77	1.82	1.77	1.75	1.74	1.76	1.75	1.80
20	1.75	1.74	1.75	1.75	1.77	1.81	1.92	1.85	1.82	1.87	9999	1.87	1.89	1.93	1.95	1.98	2.00	1.99	2.04	1.99	1.98	1.96	1.89	1.86	1.89
21	1.90	1.91	2.09	2.04	2.25	2.19	2.10	2.01	1.94	1.91	2.01	1.88	1.95	1.96	9999	1.74	1.77	1.80	1.80	1.80	1.80	1.80	1.78	1.74	1.92
22	1.64	1.47	1.50	1.50	1.53	1.48	1.58	1.48	1.40	1.39	1.43	1.39	9999	1.71	1.75	1.75	1.76	1.77	1.78	1.79	1.79	1.72	1.67	1.65	1.61
23	1.65	1.70	1.68	1.66	1.61	1.62	1.71	1.63	1.67	1.64	1.60	9999	1.69	1.68	1.70	1.69	1.69	1.72	1.81	1.76	1.77	1.91	1.78	1.78	1.70
24	1.78	1.84	1.83	1.77	2.68	1.92	1.75	1.70	1.65	1.63	9999	1.65	1.67	1.74	1.74	1.93	1.78	1.83	2.03	2.01	2.43	2.23	1.99	1.83	1.89
25	1.83	1.79	1.81	1.84	1.87	1.81	1.80	1.75	1.70	1.71	9999	1.75	1.77	1.78	1.80	1.83	1.83	1.85	1.90	1.93	1.92	1.91	1.88	1.93	1.83
26	1.94	1.93	1.98	1.98	2.06	1.99	1.94	1.82	1.74	1.72	1.78	1.87	9999	1.79	1.88	1.82	1.83	1.86	1.89	1.95	1.88	1.94	2.16	2.02	1.90
27	2.15	2.34	2.39	3.10	3.05	2.79	2.26	2.25	2.19	1.84	1.91	9999	1.84	1.90	1.87	1.90	1.92	1.89	1.90	1.89	1.87	1.86	1.79	1.78	2.12
28	1.77	1.81	1.93	1.89	1.86	1.87	1.98	1.79	1.70	1.69	1.65	1.67	1.69	9999	1.78	1.82	1.80	1.77	1.82	1.83	2.06	1.85	2.26	1.67	1.82
29	1.66	1.65	1.67	1.68	1.67	1.70	1.69	1.67	1.65	1.61	1.62	1.67	9999	9999	1.70	1.69	1.71	1.83	1.75	1.64	1.63	1.72	9999	9999	1.68
30	9999	9999	9999	9999	9999	9999	9999	9999	9999	9999	9999	9999	9999	1.72	1.79	1.83	1.84	1.92	1.81	1.86	2.03	1.91	1.76	1.68	9999
31	1.66	1.67	1.71	1.69	1.69	1.67	1.60	1.56	1.54	1.65	1.62	9999	1.68	1.70	1.72	1.74	1.76	1.79	1.88	1.91	1.78	1.84	1.87	1.90	1.72

HOURLY MAX: 1ST 4.07 ON DAY 5 HOUR 5
2ND 3.71 ON DAY 8 HOUR 21

N.E. CORRIDOR HYDROCARBON STUDY
HOURLY AVERAGE REPORT
****

STATE	22	MASSACHUSETTS
AREA	240	BOSTON
SITE	21	M5 (EAST BOSTON)
PARAMETER	43102	NON-METHANE HYDROCARBONS
UNITS	7	PARTS PER MILLION

YEAR 1980
MONTH JULY

	HOUR																								DAILY
DAY	00	01	02	03	04	05	06	07	08	09	10	11	12	13	14	15	16	17	18	19	20	21	22	23	AVG
1	9999	.60	.63	.78	1.17	1.56	1.08	.72	.63	.75	.60	.48	9999	.15	.21	.15	.09	.06	.12	.12	.24	.54	.60	.33	.53
2	.06	.06	.03	.03	.06	.18	.30	.39	.39	9999	.45	.66	1.62	1.14	1.11	.96	.78	.72	.96	.96	.93	1.02	.93	1.05	.64
3	1.29	1.17	1.11	1.11	1.08	1.47	3.03	1.89	1.47	.90	1.53	.63	.66	9999	9999	.69	.63	.66	.81	1.98	1.59	.93	.87	.84	1.20
4	.87	.93	.87	.90	.90	.78	.78	.78	.78	.96	.99	9999	9999	.90	.90	.84	.81	.87	.99	1.14	1.20	1.17	1.20	1.26	.95
5	1.44	1.23	3.87	2.43	2.73	6.60	2.67	1.65	1.26	1.17	1.29	1.23	1.05	.84	.72	9999	.66	.69	.63	.60	.72	.78	.84	.87	1.56
6	.87	.78	.72	.69	.66	.66	.69	.69	.78	.75	.75	9999	.63	.60	.69	.69	.72	.69	.75	.84	1.02	.96	.93	.90	.76
7	.87	.87	.87	.84	.87	.90	.99	1.05	9999	9999	9999	9999	9999	9999	9999	9999	9999	9999	9999	9999	9999	9999	9999	9999	9999
8	9999	9999	9999	9999	9999	9999	9999	9999	9999	9999	9999	9999	9999	9999	9999	9999	9999	9999	9999	9999	9999	9999	9999	9999	9999
9	9999	9999	9999	9999	9999	9999	9999	9999	9999	9999	9999	9999	9999	9999	9999	9999	9999	9999	9999	9999	9999	9999	9999	9999	9999
10	9999	9999	9999	9999	9999	9999	9999	9999	9999	9999	9999	9999	9999	9999	9999	9999	9999	9999	9999	9999	9999	9999	9999	9999	9999
11	9999	9999	9999	9999	9999	9999	9999	9999	9999	9999	9999	9999	9999	9999	9999	9999	9999	9999	9999	9999	9999	9999	9999	9999	9999
12	9999	9999	9999	9999	9999	9999	9999	9999	9999	9999	9999	9999	9999	9999	9999	9999	9999	9999	9999	9999	9999	9999	9999	9999	9999
13	9999	9999	9999	9999	9999	9999	9999	9999	9999	9999	9999	9999	9999	9999	9999	.06	9999	.12	.21	9999	9999	9999	9999	9999	9999
14	9999	9999	9999	9999	9999	9999	9999	9999	9999	9999	9999	.42	.36	9999	.45	.48	.45	.42	.63	.69	.81	.72	.60	.48	9999
15	.36	.30	.30	.30	.30	.42	.57	.75	.63	9999	.42	.36	.33	.42	.45	.45	.39	.45	.42	.36	.27	.21	.15	.12	.38
16	.06	.06	.06	.09	.12	.21	.42	.57	.54	9999	.42	.30	.36	.27	.24	.33	.45	.30	.36	.33	.39	.27	.24	.24	.29
17	.33	.18	.09	.09	.15	.24	.36	.51	.48	.33	.30	.39	9999	.33	.33	.39	.27	.30	.33	.33	.36	.39	.33	.27	.31
18	.30	.39	.45	.42	.54	.54	.36	.72	1.38	9999	.27	.12	.12	.15	.18	.15	.21	.24	.48	.54	.30	.24	.15	.15	.37
19	.15	.12	.15	.03	.00	.09	.30	.18	.30	9999	.15	.18	.51	.21	.15	.09	.09	.15	.12	.15	.15	.12	.15	.09	.16
20	.06	.06	.12	.00	.03	.06	.18	.21	.24	.30	9999	.39	.30	.30	.27	.33	.33	.39	.57	.39	.42	.33	.27	.21	.25
21	.24	.18	.24	.21	.21	.45	.99	1.05	.93	.51	.42	.45	.45	.42	9999	.57	.45	.51	.63	.84	.69	.54	.45	.36	.51
22	.18	.18	.15	.15	.24	.39	.48	.51	.48	.45	.42	.42	9999	.24	.24	.27	.21	.21	.30	.24	.15	.06	.15	.00	.27
23	.00	.00	.00	.00	.00	.06	.12	.21	.33	.21	9999	9999	.30	.36	.33	.36	.42	.36	.57	.33	.27	.33	.30	.27	.23
24	.21	.21	.15	.15	.27	.39	.39	.33	.33	.33	9999	.51	.24	.24	.18	.24	.21	.21	.24	.30	.54	3.96	1.83	.69	.53
25	.36	.27	.39	.33	.27	.30	.39	.54	.42	.33	9999	.39	.30	.39	.30	.36	.33	.36	.36	.48	.45	.51	.48	.42	.38
26	.45	.45	.42	.30	.30	.33	.33	.30	.27	.33	.39	.33	9999	.24	.27	.33	.33	.33	.51	1.74	.87	1.11	.99	.57	.50
27	.81	.84	2.43	1.68	1.68	.93	.66	.51	.42	.39	.48	9999	.51	.39	.27	.27	.24	.21	.30	.33	.27	.18	.21	.18	.62
28	.15	.18	.18	.30	.18	.24	.33	.45	.33	.42	.36	.27	.24	9999	.33	.21	.18	.18	.18	.33	.21	.27	.30	.15	.26
29	.45	.30	.12	.12	.15	.33	.36	.33	.30	.27	.21	.21	.93	9999	.60	.57	.39	1.98	1.26	.54	.15	.51	.57	.45	.48
30	.15	.09	.18	.24	.24	.18	.30	.51	.75	.57	.36	.42	9999	.39	.39	.45	.45	.45	.48	.48	.60	.51	.36	.30	.38
31	.15	.12	.12	.09	.12	.27	.36	.42	.36	.33	.33	.36	.27	.27	.30	.27	.33	.51	.57	.60	.54	.66	.57	.45	.35

HOURLY MAX: 1ST 6.60 ON DAY 5 HOUR 5
2ND 3.96 ON DAY 24 HOUR 21

N.E. CORRIDOR HYDROCARBON STUDY
HOURLY AVERAGE REPORT
****

STATE	22	MASSACHUSETTS
AREA	240	BOSTON
SITE	21	M5 (EAST BOSTON)
PARAMETER	43201	METHANE (CH4)
UNITS	7	PARTS PER MILLION

YEAR 1980
MONTH AUGUST

DAY	HOUR 00	01	02	03	04	05	06	07	08	09	10	11	12	13	14	15	16	17	18	19	20	21	22	23	DAILY AVG
1	2.00	2.00	1.92	1.95	2.12	2.10	1.93	1.92	1.96	2.14	9999	1.85	1.96	1.79	1.74	1.74	1.70	1.67	1.66	1.66	1.66	1.76	1.82	1.70	1.86
2	1.71	1.73	1.79	2.08	2.13	2.13	1.84	1.81	2.07	2.19	9999	1.87	2.01	2.12	2.28	1.90	1.87	1.91	1.92	1.92	1.91	1.88	1.81	1.80	1.94
3	1.81	1.79	1.82	1.85	1.82	1.91	1.89	1.82	9999	9999	1.75	1.74	1.77	1.80	1.83	1.86	1.92	1.94	1.99	2.05	2.05	2.07	1.88	2.07	1.88
4	2.42	2.27	2.15	2.17	2.27	2.18	2.01	1.94	1.84	1.88	9999	1.74	1.76	1.79	1.80	1.84	1.89	2.09	2.59	2.06	1.98	1.98	1.91	1.94	2.02
5	1.98	2.03	2.00	2.06	2.16	1.94	1.92	1.92	2.00	9999	1.80	1.76	1.80	1.86	1.94	1.92	1.96	2.01	1.94	1.89	1.85	1.91	1.88	1.87	1.93
6	1.87	1.85	1.89	1.88	1.90	2.08	1.90	1.91	9999	9999	1.71	1.79	1.80	1.82	1.85	9999	9999	9999	9999	9999	1.92	2.13	1.87	1.82	9999
7	1.77	1.72	2.00	1.72	1.61	1.67	1.60	2.39	1.82	2.63	9999	1.96	2.01	2.01	2.33	2.14	2.53	2.55	2.00	1.93	1.95	1.91	2.02	2.05	2.01
8	2.18	2.25	2.06	2.10	1.97	1.91	1.93	2.11	9999	9999	1.90	1.86	1.89	1.89	1.93	1.95	1.91	1.92	1.99	2.00	1.97	2.11	2.14	2.09	2.00
9	2.05	1.98	1.96	2.03	1.94	1.92	1.86	1.83	1.85	1.84	1.84	9999	1.79	1.79	1.82	1.84	2.16	2.07	2.05	1.87	1.83	1.79	1.76	1.74	1.90
10	1.70	1.72	1.71	1.72	1.71	1.73	1.85	1.75	1.69	1.71	9999	1.80	1.70	1.71	1.87	1.91	1.75	1.87	1.89	1.76	1.91	1.87	1.91	1.84	1.79
11	1.85	1.84	1.81	1.97	2.04	1.89	1.85	1.86	1.76	1.87	1.84	2.06	1.92	9999	1.65	1.64	1.65	1.64	1.70	1.68	1.68	1.70	1.84	1.81	1.81
12	1.92	1.75	1.79	1.86	1.89	1.79	1.83	1.80	1.98	1.88	1.75	1.65	1.73	9999	1.81	1.80	1.78	1.80	1.84	1.85	2.03	1.85	4.24	1.86	1.93
13	1.86	1.77	1.70	2.02	2.72	2.06	1.78	1.73	1.66	9999	9999	1.75	1.92	1.69	2.00	2.35	1.77	1.79	1.81	1.88	1.97	2.06	2.48	2.34	1.96
14	1.99	1.91	1.94	1.91	1.94	1.97	1.82	1.79	1.74	1.77	1.79	1.72	1.95	9999	1.78	1.84	1.78	1.82	1.84	1.82	1.83	1.83	1.94	1.86	1.85
15	1.87	2.04	2.12	1.96	2.07	2.07	2.07	1.99	9999	9999	1.96	1.91	1.82	1.76	1.81	1.82	1.81	1.81	1.88	1.91	1.94	1.86	1.82	1.80	1.91
16	2.50	4.04	1.94	2.41	3.90	2.90	1.79	1.80	1.85	2.02	9999	2.42	2.02	1.99	1.84	1.74	1.72	1.72	1.73	1.73	1.75	1.74	1.72	1.73	2.13
17	1.73	1.75	1.72	1.73	1.79	1.74	1.68	1.70	1.68	9999	9999	1.66	1.65	1.69	1.71	1.86	1.88	1.91	1.77	1.87	1.81	1.91	1.95	2.10	1.79
18	2.16	2.23	2.08	2.41	2.76	2.08	2.09	9999	9999	2.06	2.05	1.92	1.77	1.75	1.70	1.75	1.96	1.88	1.88	1.78	1.82	1.80	1.75	1.74	1.97
19	1.72	1.73	1.75	1.72	1.67	1.69	1.64	1.79	1.74	1.78	9999	9999	1.77	1.76	1.75	1.71	1.75	1.74	1.81	1.95	1.82	1.79	1.68	1.68	1.75
20	1.70	1.70	1.70	1.70	1.70	1.70	1.68	1.70	1.70	1.67	9999	9999	1.78	1.81	1.76	1.70	1.71	1.84	1.88	1.79	1.84	1.85	1.78	1.78	1.75
21	1.76	1.71	1.71	1.71	1.77	1.78	1.76	1.82	1.78	1.73	9999	9999	1.64	1.67	1.65	1.66	1.67	1.69	1.73	1.75	1.81	1.79	1.82	1.78	1.74
22	1.75	1.77	1.63	1.62	1.64	1.73	1.78	1.77	1.75	1.73	1.74	1.73	9999	9999	1.78	1.77	1.80	1.81	1.84	1.87	1.96	2.02	2.10	2.07	1.80
23	2.01	1.94	2.18	1.93	1.92	1.88	1.83	1.79	9999	1.76	1.73	1.68	1.65	1.65	1.66	1.69	1.92	2.00	2.02	1.93	2.59	2.78	2.22	2.15	1.95
24	2.84	2.39	2.36	2.44	2.28	2.02	1.93	2.06	1.97	9999	9999	1.72	1.77	2.15	1.95	2.10	2.09	1.99	1.93	1.94	2.05	2.16	2.22	3.17	2.16
25	3.05	2.56	2.28	2.23	2.12	1.99	1.91	1.89	9999	9999	9999	9999	9999	1.71	1.70	1.68	1.67	1.65	1.65	1.70	1.95	2.05	1.91	1.93	1.98
26	2.14	2.41	3.03	2.64	2.82	3.94	3.08	3.16	2.29	1.96	1.75	1.78	1.82	9999	9999	1.88	1.89	1.87	1.93	1.99	2.15	2.05	2.11	2.07	2.31
27	2.07	2.16	2.11	2.10	2.21	2.63	2.45	1.96	1.91	9999	9999	1.88	1.85	1.89	1.88	1.85	1.89	1.94	1.99	2.11	2.19	2.15	2.11	2.12	2.07
28	2.07	2.08	2.05	1.98	2.01	2.09	2.39	1.81	1.71	1.71	1.70	1.68	1.68	9999	9999	1.68	1.68	1.67	1.76	2.18	1.78	1.71	1.82	1.83	1.87
29	2.10	1.92	9999	9999	9999	9999	9999	9999	9999	9999	9999	9999	9999	1.88	1.89	1.88	1.84	1.83	1.84	1.83	1.85	1.89	1.86	1.87	9999
30	1.86	1.90	1.97	1.96	2.00	2.04	1.97	1.99	2.04	2.06	1.90	1.92	2.00	9999	9999	1.93	1.87	1.82	1.82	1.84	1.83	1.85	1.80	1.81	1.92
31	1.78	1.77	1.77	1.76	1.76	1.73	1.75	1.72	1.76	1.80	1.76	9999	9999	1.80	1.83	1.80	1.83	1.84	1.83	1.84	1.83	1.82	1.90	9999	1.79

HOURLY MAX: 1ST 4.24 ON DAY 12 HOUR 22
2ND 4.04 ON DAY 16 HOUR 1

N.E. CORRIDOR HYDROCARBON STUDY
HOURLY AVERAGE REPORT
****

STATE	22	MASSACHUSETTS
AREA	240	BOSTON
SITE	21	M5 (EAST BOSTON)
PARAMETER	43102	NON-METHANE HYDROCARBONS
UNITS	7	PARTS PER MILLION

YEAR 1980
MONTH AUGUST

DAY	HOUR 00	01	02	03	04	05	06	07	08	09	10	11	12	13	14	15	16	17	18	19	20	21	22	23	DAILY AVG
1	.00	.00	.00	.00	.00	.00	.00	.00	.00	.00	.48	9999	1.02	.81	.60	.48	.39	.36	.54	.45	.48	.48	.33	.48	.30
2	.39	.18	.18	.45	.45	.51	.51	.60	.54	.45	.54	9999	.42	.42	.48	.39	.36	.36	.45	.39	.30	.27	.30	.18	.40
3	.18	.18	.12	.15	.18	.18	.33	.33	.30	9999	.33	.27	.24	.18	.18	.18	.15	.18	.33	.51	.48	.27	.27	.63	.27
4	.66	.42	.42	.33	.45	.57	.69	.69	.60	.51	9999	.33	.27	.27	.33	.39	.33	.33	.39	.78	.51	.57	.69	.54	.48
5	.39	.39	.42	.51	.93	.57	.81	.99	1.77	9999	9999	.48	1.29	.63	.45	.36	.24	.30	.57	.42	.33	.30	.30	.30	.58
6	.18	.09	.09	.12	.12	.24	.45	.48	9999	9999	.54	.42	.48	.48	.54	9999	9999	9999	9999	.69	.69	.57	.48	.42	.39
7	.42	.39	.30	.27	.27	.39	.48	.57	.48	.66	9999	.48	.45	.54	.48	.48	.45	.51	.54	.60	.69	.66	.75	.66	.50
8	.72	.66	.51	.48	.45	.57	.69	.90	.84	9999	.45	.42	.42	.39	.48	.45	.39	.33	.54	.63	.00	.00	.00	.00	.45
9	.00	.00	.00	.00	.00	.00	.00	.21	.21	.27	.30	9999	.27	.24	.30	.27	.24	.24	.27	.42	.48	.33	.27	.24	.20
10	.33	.27	.21	.18	.24	.24	.24	.21	.27	.30	9999	.39	.36	.36	.42	.39	.45	.45	.45	.51	.57	.57	.48	.36	.36
11	.24	.27	.21	.24	.27	.33	.39	.39	.30	.27	.33	.36	.30	9999	.24	.21	.24	.24	.27	.24	.60	.84	2.13	1.80	.47
12	1.65	1.11	.36	.96	1.29	.42	.66	.66	.93	.72	.51	.45	.42	9999	.42	.39	.33	.24	.39	.39	.54	.39	.42	.24	.60
13	.24	.21	.12	.27	.21	.36	.45	.63	1.20	.66	9999	.30	.33	.30	.33	.33	1.50	1.95	.60	3.27	3.81	1.89	2.22	1.74	1.00
14	1.14	.42	.66	.30	.66	1.35	1.05	2.01	1.35	.33	.33	.24	.33	9999	.42	.48	.48	.45	.66	.51	.57	.51	.57	.42	.66
15	.39	.48	.42	.36	.36	.48	.69	.87	1.23	9999	.60	.48	.30	.24	.24	.27	.24	.21	.63	.39	.42	.24	.15	.12	.43
16	.21	.18	.03	.00	.00	.03	.00	.03	.03	.09	9999	.27	.30	.27	.33	.33	.36	.36	.42	.72	1.74	.39	.54	.42	.31
17	.27	.24	.21	.27	.30	.36	.27	.27	.24	.30	9999	.87	.51	.48	.45	.33	.30	.36	.42	.51	.48	.57	.57	.60	.40
18	.54	.57	.63	.54	.48	.54	1.20	1.38	9999	1.26	.87	.63	.54	.45	.30	.24	.24	.21	.36	.33	.39	.30	.33	.15	.54
19	.09	.09	.09	.12	.12	.18	.21	.21	.24	.39	.36	9999	.42	.45	.39	.45	.48	.48	.48	2.61	2.19	1.77	.36	.27	.54
20	.21	.24	.27	.36	.57	4.08	2.43	3.15	4.14	2.07	1.62	9999	4.05	3.66	2.97	1.32	2.58	3.42	4.92	3.06	4.50	3.39	4.14	2.55	2.60
21	1.50	5.16	2.13	1.98	3.48	4.44	3.63	4.59	5.22	3.75	1.65	9999	.90	1.08	2.58	2.07	1.98	2.49	4.47	2.73	3.60	3.72	4.05	4.38	3.11
22	4.11	2.43	1.98	2.37	2.07	4.62	2.34	4.38	4.65	3.63	3.87	3.36	9999	9999	2.70	2.22	2.13	4.47	3.60	3.39	1.47	1.08	1.17	1.05	2.87
23	.81	.84	1.95	.72	.69	1.59	.45	1.74	9999	2.73	3.66	1.53	1.02	.51	.42	.42	.48	.48	.84	.87	1.98	2.25	1.32	1.05	1.23
24	1.05	.75	.63	.66	.51	.54	.75	.60	.81	9999	9999	.45	.39	.36	.36	.45	.42	.45	.72	.66	.99	.99	.99	1.50	.68
25	3.90	1.83	1.35	1.11	1.14	.75	.99	2.73	9999	9999	9999	9999	9999	.33	.33	.30	.24	.27	.33	.39	.45	.57	2.97	1.17	1.11
26	.66	5.31	6.18	1.53	1.53	3.93	3.66	2.34	1.38	1.05	9999	.45	.42	9999	9999	.00	.00	.00	.00	.00	.00	.00	.00	.00	1.35
27	.00	.00	.00	.00	.00	.00	.00	.00	.00	9999	9999	.54	.42	.48	.54	.51	.48	.48	.63	1.17	1.11	.99	.96	.72	.41
28	.51	.51	.24	.27	.39	.54	1.17	1.11	1.41	.30	.48	.45	.63	.24	9999	.33	.30	.27	.27	.30	.30	.39	.51	.39	.49
29	.36	.42	.33	.45	.63	.93	.90	.93	.54	.36	.36	9999	9999	.27	.42	.51	.51	.42	.42	.39	.45	.48	.36	.36	.49
30	.30	.24	.45	.21	.30	.48	.42	.45	.39	.33	.30	.27	9999	9999	9999	.42	.48	.39	.36	.39	.42	.39	.33	.36	.37
31	.33	.33	.24	.21	.18	.18	.18	.27	.27	.27	.30	9999	9999	.33	.27	.30	.27	.27	.33	.36	.36	.30	.30	9999	.28

HOURLY MAX: 1ST 6.18 ON DAY 26 HOUR 2
2ND 5.31 ON DAY 26 HOUR 1

N.E. CORRIDOR HYDROCARBON STUDY
HOURLY AVERAGE REPORT
****

STATE	22	MASSACHUSETTS
AREA	240	BOSTON
SITE	21	M5 (EAST BOSTON)
PARAMETER	43201	METHANE (CH4)
UNITS	7	PARTS PER MILLION

YEAR 1980
MONTH SEPTEMBER

	HOUR																								DAILY
DAY	00	01	02	03	04	05	06	07	08	09	10	11	12	13	14	15	16	17	18	19	20	21	22	23	AVG
1	1.79	1.79	1.81	1.83	1.85	1.86	1.88	1.90	1.92	1.91	1.84	1.86	9999	1.95	1.97	1.99	2.01	2.03	2.03	2.02	2.92	2.00	1.84	1.84	1.95
2	1.84	1.85	1.85	1.87	1.89	1.96	2.00	1.97	1.95	9999	1.80	1.85	1.85	1.86	1.87	1.89	1.84	1.83	1.82	1.82	1.82	1.82	1.80	1.74	1.86
3	1.76	1.76	1.77	1.77	1.77	1.77	1.78	1.76	1.73	1.71	9999	1.78	1.86	1.89	2.06	1.86	1.86	1.85	1.83	1.84	1.84	1.87	1.87	1.88	1.82
4	1.89	1.94	1.98	2.01	1.96	1.97	1.92	1.90	1.88	1.86	1.85	1.83	1.81	1.79	1.77	1.72	1.76	1.78	1.73	1.73	1.75	1.74	1.74	1.75	1.84
5	1.76	1.76	1.85	1.74	1.71	1.69	1.68	1.66	9999	1.69	1.70	1.69	1.68	1.78	1.79	1.79	1.80	1.83	1.76	1.82	1.78	1.78	1.78	1.78	1.75
6	1.77	1.77	1.84	1.86	1.80	1.80	1.82	2.79	2.32	1.79	1.80	2.02	1.81	1.82	9999	1.84	1.84	1.83	1.92	1.84	1.85	1.85	1.95	1.90	1.91
7	1.86	1.93	2.26	1.85	1.88	1.92	1.88	1.79	1.75	1.73	1.73	1.72	1.72	1.71	1.73	1.75	1.77	1.78	1.80	1.81	1.81	1.85	2.20	2.62	1.87
8	2.35	3.48	3.96	2.70	3.53	3.27	2.57	2.23	1.78	1.82	1.73	1.72	1.76	1.81	1.95	1.95	1.88	2.46	1.93	1.89	1.90	1.90	1.91	1.92	2.27
9	1.98	2.28	2.35	2.24	2.60	3.08	2.26	2.04	1.92	1.82	9999	1.74	1.79	1.84	1.89	1.91	1.87	1.76	1.76	1.78	1.79	1.81	1.83	1.85	2.01
10	1.87	1.89	1.91	1.87	1.81	1.85	2.02	1.91	1.80	1.79	1.77	1.75	9999	1.81	1.95	1.93	1.81	1.82	2.18	1.99	1.98	1.97	2.17	1.96	1.90
11	1.98	1.86	1.92	1.86	1.89	1.95	1.97	1.84	1.77	1.78	1.78	9999	1.76	1.78	1.80	1.83	1.85	1.87	1.89	1.94	1.92	1.91	1.90	1.89	1.87
12	1.89	1.89	1.89	1.87	1.80	1.79	1.78	1.77	1.76	1.77	1.74	1.70	9999	1.70	1.70	1.70	1.70	1.70	1.70	1.78	1.75	1.78	1.81	1.79	1.77
13	1.87	1.87	1.87	1.80	1.87	2.03	2.09	2.00	1.77	1.77	9999	9999	9999	9999	9999	9999	9999	9999	9999	9999	9999	9999	9999	9999	9999
14	9999	9999	9999	9999	9999	9999	9999	9999	9999	9999	9999	9999	9999	9999	9999	9999	9999	9999	9999	9999	9999	9999	9999	9999	9999
15	9999	9999	9999	9999	9999	9999	9999	9999	9999	9999	9999	9999	9999	9999	9999	9999	9999	9999	9999	9999	9999	9999	9999	9999	9999
16	9999	9999	9999	9999	9999	9999	9999	9999	9999	9999	9999	9999	9999	9999	9999	9999	9999	9999	9999	9999	9999	9999	9999	9999	9999
17	9999	9999	9999	9999	9999	9999	9999	9999	9999	9999	9999	9999	9999	9999	9999	9999	9999	9999	9999	9999	9999	9999	9999	9999	9999
18	9999	9999	9999	9999	9999	9999	9999	9999	9999	9999	9999	9999	9999	9999	9999	9999	9999	9999	9999	9999	9999	9999	9999	9999	9999
19	9999	9999	9999	9999	9999	9999	9999	9999	9999	9999	9999	9999	9999	9999	9999	9999	9999	9999	9999	9999	9999	9999	9999	9999	9999
20	9999	9999	9999	9999	9999	9999	9999	9999	9999	9999	9999	9999	9999	9999	9999	9999	9999	9999	9999	9999	9999	9999	9999	9999	9999
21	9999	9999	9999	9999	9999	9999	9999	9999	9999	9999	9999	9999	9999	9999	9999	9999	9999	9999	9999	9999	9999	9999	9999	9999	9999
22	9999	9999	9999	9999	9999	9999	9999	9999	9999	9999	9999	9999	9999	9999	9999	9999	9999	9999	9999	9999	9999	9999	9999	9999	9999
23	9999	9999	9999	9999	9999	9999	9999	9999	9999	9999	9999	9999	9999	9999	9999	9999	9999	9999	9999	9999	9999	9999	9999	9999	9999
24	9999	9999	9999	9999	9999	9999	9999	9999	9999	9999	9999	9999	9999	9999	9999	9999	9999	9999	9999	9999	9999	9999	9999	9999	9999
25	9999	9999	9999	9999	9999	9999	9999	9999	9999	9999	9999	9999	9999	9999	9999	9999	9999	9999	9999	9999	9999	9999	9999	9999	9999
26	9999	9999	9999	9999	9999	9999	9999	9999	9999	9999	9999	9999	9999	9999	9999	9999	9999	9999	9999	9999	9999	9999	9999	9999	9999
27	9999	9999	9999	9999	9999	9999	9999	9999	9999	9999	9999	9999	9999	9999	9999	9999	9999	9999	9999	9999	9999	9999	9999	9999	9999
28	9999	9999	9999	9999	9999	9999	9999	9999	9999	9999	9999	9999	9999	9999	9999	9999	9999	9999	9999	9999	9999	9999	9999	9999	9999
29	9999	9999	9999	9999	9999	9999	9999	9999	9999	9999	9999	9999	9999	9999	9999	9999	9999	9999	9999	9999	9999	9999	9999	9999	9999
30	9999	9999	9999	9999	9999	9999	9999	9999	9999	9999	9999	9999	9999	9999	9999	9999	9999	9999	9999	9999	9999	9999	9999	9999	9999

HOURLY MAX: 1ST 3.96 ON DAY 8 HOUR 2
2ND 3.53 ON DAY 8 HOUR 4

N.E. CORRIDOR HYDROCARBON STUDY
HOURLY AVERAGE REPORT
****

STATE	22	MASSACHUSETTS
AREA	240	BOSTON
SITE	21	M5 (EAST BOSTON)
PARAMETER	43102	NON-METHANE HYDROCARBONS
UNITS	7	PARTS PER MILLION

YEAR 1980
MONTH SEPTEMBER

DAY	HOUR 00	01	02	03	04	05	06	07	08	09	10	11	12	13	14	15	16	17	18	19	20	21	22	23	DAILY AVG
1	.27	.27	.27	.27	.24	.24	.24	.27	.33	.36	.36	.30	.36	.33	.33	.33	.36	.39	.42	.45	.51	.45	.36	.33	.34
2	.24	.24	.18	.18	.21	.30	.48	.66	.72	9999	.54	.51	.45	.51	.54	.75	.51	.42	.39	.33	.33	.30	.24	.21	.40
3	.18	.15	.15	.12	.09	.09	.15	.39	.36	.33	.27	.30	.27	.24	.18	.21	.30	.30	.45	.69	1.11	1.20	1.23	1.14	.41
4	.81	.81	.75	.84	.84	1.98	.75	1.05	2.28	1.05	.45	.39	.33	.33	.33	.18	.24	.39	.33	.48	.42	.45	.45	.42	.68
5	.42	.39	.18	.12	.18	.24	.39	.39	9999	.39	.36	.30	.45	.36	.48	.75	.48	.45	.42	.36	.39	.42	.39	.39	.38
6	.24	.21	.18	.12	.12	.24	.30	.30	.45	.36	.33	.36	.33	.30	.24	.30	.36	.45	.54	.42	.42	.42	.39	.36	.32
7	.39	.48	.54	.30	.30	.33	.57	.42	.45	.48	.33	.30	.30	.27	.33	.42	.36	.69	.57	.69	.57	.66	.60	.48	.45
8	.54	.57	.54	1.02	.48	1.02	1.50	1.05	.75	.42	.33	.27	.33	9999	.21	.24	.27	.27	.27	.45	1.17	.87	.33	.30	.57
9	.36	.81	.48	.51	.66	.81	.81	.84	.66	.45	9999	.27	.30	.36	.24	.18	.27	.39	.33	.27	.18	.18	.09	.12	.42
10	.12	.15	.15	.15	.18	.18	.30	.36	.39	.24	.21	.24	9999	.30	.30	.36	.33	.24	.51	.54	.51	.45	.33	.21	.29
11	.12	.12	.15	.15	.21	.33	.45	.48	.36	.27	.33	9999	.33	.39	.45	.39	.36	.42	.42	.36	.36	.30	.30	.30	.32
12	.30	.27	.27	.39	.27	.42	.60	.66	.57	.51	.30	.24	9999	.30	.27	.30	.27	.21	.30	.30	.30	.33	.33	.39	.35
13	.63	.42	.18	.15	.18	.60	.57	.48	.27	.42	9999	9999	9999	9999	9999	9999	9999	9999	9999	9999	9999	9999	9999	9999	9999
14	9999	9999	9999	9999	9999	9999	9999	9999	9999	9999	9999	9999	9999	9999	9999	9999	9999	9999	9999	9999	9999	9999	9999	9999	9999
15	9999	9999	9999	9999	9999	9999	9999	9999	9999	9999	9999	9999	9999	9999	9999	9999	9999	9999	9999	9999	9999	9999	9999	9999	9999
16	9999	9999	9999	9999	9999	9999	9999	9999	9999	9999	9999	9999	9999	9999	9999	9999	9999	9999	9999	9999	9999	9999	9999	9999	9999
17	9999	9999	9999	9999	9999	9999	9999	9999	9999	9999	9999	9999	9999	9999	9999	9999	9999	9999	9999	9999	9999	9999	9999	9999	9999
18	9999	9999	9999	9999	9999	9999	9999	9999	9999	9999	9999	9999	9999	9999	9999	9999	9999	9999	9999	9999	9999	9999	9999	9999	9999
19	9999	9999	9999	9999	9999	9999	9999	9999	9999	9999	9999	9999	9999	9999	9999	9999	9999	9999	9999	9999	9999	9999	9999	9999	9999
20	9999	9999	9999	9999	9999	9999	9999	9999	9999	9999	9999	9999	9999	9999	9999	9999	9999	9999	9999	9999	9999	9999	9999	9999	9999
21	9999	9999	9999	9999	9999	9999	9999	9999	9999	9999	9999	9999	9999	9999	9999	9999	9999	9999	9999	9999	9999	9999	9999	9999	9999
22	9999	9999	9999	9999	9999	9999	9999	9999	9999	9999	9999	9999	9999	9999	9999	9999	9999	9999	9999	9999	9999	9999	9999	9999	9999
23	9999	9999	9999	9999	9999	9999	9999	9999	9999	9999	9999	9999	9999	9999	9999	9999	9999	9999	9999	9999	9999	9999	9999	9999	9999
24	9999	9999	9999	9999	9999	9999	9999	9999	9999	9999	9999	9999	9999	9999	9999	9999	9999	9999	9999	9999	9999	9999	9999	9999	9999
25	9999	9999	9999	9999	9999	9999	9999	9999	9999	9999	9999	9999	9999	9999	9999	9999	9999	9999	9999	9999	9999	9999	9999	9999	9999
26	9999	9999	9999	9999	9999	9999	9999	9999	9999	9999	9999	9999	9999	9999	9999	9999	9999	9999	9999	9999	9999	9999	9999	9999	9999
27	9999	9999	9999	9999	9999	9999	9999	9999	9999	9999	9999	9999	9999	9999	9999	9999	9999	9999	9999	9999	9999	9999	9999	9999	9999
28	9999	9999	9999	9999	9999	9999	9999	9999	9999	9999	9999	9999	9999	9999	9999	9999	9999	9999	9999	9999	9999	9999	9999	9999	9999
29	9999	9999	9999	9999	9999	9999	9999	9999	9999	9999	9999	9999	9999	9999	9999	9999	9999	9999	9999	9999	9999	9999	9999	9999	9999
30	9999	9999	9999	9999	9999	9999	9999	9999	9999	9999	9999	9999	9999	9999	9999	9999	9999	9999	9999	9999	9999	9999	9999	9999	9999

HOURLY MAX: 1ST 2.28 ON DAY 4 HOUR 8
2ND 1.98 ON DAY 4 HOUR 5

N.E. CORRIDOR HYDROCARBON STUDY
HOURLY AVERAGE REPORT
****

STATE	31	NEW JERSEY
AREA	3500	NEW BRUNSWICK
SITE	2	N2 (COOK COLLEGE)
PARAMETER	43201	METHANE (CH4)
UNITS	7	PARTS PER MILLION

YEAR 1980
MONTH JUNE

HOUR

DAY	00	01	02	03	04	05	06	07	08	09	10	11	12	13	14	15	16	17	18	19	20	21	22	23	DAILY AVG
1	9999	9999	9999	9999	9999	9999	9999	9999	9999	9999	9999	9999	9999	9999	9999	9999	9999	9999	9999	9999	9999	9999	9999	9999	9999
2	9999	9999	9999	9999	9999	9999	9999	9999	9999	9999	9999	9999	9999	9999	9999	9999	9999	9999	1.95	1.95	1.94	1.93	1.92	1.94	9999
3	1.95	2.04	2.02	1.96	1.97	2.02	2.07	2.07	2.09	2.21	1.97	1.76	1.72	1.71	1.72	1.70	1.69	1.71	1.74	1.76	1.80	1.81	1.73	1.75	1.87
4	1.72	1.75	1.77	1.81	1.79	1.80	1.80	1.75	1.72	1.62	1.60	1.58	1.58	1.58	1.55	1.54	1.55	1.56	1.73	1.76	1.78	1.81	1.83	1.86	1.70
5	1.85	1.82	1.81	1.80	1.81	1.74	1.73	1.70	1.68	1.71	1.65	9999	1.68	1.68	1.68	1.69	1.73	1.76	1.79	1.85	1.89	1.94	1.98	2.12	1.79
6	1.88	1.91	1.91	1.92	1.93	2.01	2.06	2.08	2.05	2.00	1.98	1.86	1.86	1.84	1.88	1.91	1.94	1.95	1.98	2.01	2.10	9999	9999	2.82	1.99
7	3.12	4.32	6.17	3.47	3.74	4.07	2.61	2.55	2.49	2.30	2.08	1.97	1.94	1.87	1.89	1.87	1.91	1.93	1.93	1.94	1.90	1.86	1.86	1.85	2.57
8	1.85	1.84	1.84	1.83	1.81	1.85	1.76	1.73	1.73	1.70	1.87	1.91	9999	1.89	1.91	1.93	1.92	1.93	1.91	1.91	1.95	1.88	1.87	1.91	1.86
9	1.98	2.01	1.95	1.98	2.03	2.09	2.02	1.99	1.86	1.87	1.90	1.99	2.08	1.96	1.96	1.91	1.91	1.92	1.92	1.92	1.90	1.91	1.97	2.17	1.97
10	2.14	2.14	1.96	1.99	2.03	2.00	1.94	1.86	1.80	1.82	1.83	1.81	1.83	1.85	1.83	1.79	1.79	1.79	1.80	1.80	1.80	1.81	1.81	1.81	1.88
11	1.81	1.85	1.86	1.88	1.89	1.90	1.91	1.92	1.93	1.94	1.95	1.96	1.74	1.77	1.79	1.82	1.84	1.88	1.95	1.94	1.95	2.00	2.12	2.35	1.91
12	2.33	2.12	2.14	2.25	2.21	2.16	2.09	2.05	1.99	1.96	1.77	1.80	1.82	1.83	1.86	1.85	1.87	1.87	1.88	1.95	1.99	1.89	1.84	1.89	1.98
13	1.93	2.01	2.12	4.04	3.83	2.42	2.30	2.66	6.80	9999	2.86	2.54	2.42	2.15	2.08	2.16	1.92	1.93	1.92	1.89	1.92	1.96	1.99	2.04	2.52
14	2.05	2.15	2.21	2.26	2.34	2.16	2.05	2.02	1.99	1.89	1.95	1.93	9999	1.92	1.90	1.94	2.79	2.75	2.75	2.54	2.33	2.30	2.27	2.21	2.20
15	2.10	2.21	2.16	2.19	2.25	2.31	2.28	2.33	2.36	2.30	2.23	9999	1.68	1.76	1.80	1.85	1.90	1.95	1.98	1.99	1.98	2.07	1.92	1.91	2.07
16	1.90	1.89	1.88	1.87	1.85	1.82	1.77	1.73	1.72	1.71	1.68	1.66	1.63	1.61	1.61	1.61	1.61	9999	9999	9999	9999	9999	9999	9999	9999
17	9999	9999	9999	9999	9999	9999	9999	9999	1.66	1.60	1.55	1.60	1.80	1.68	1.79	1.91	1.83	1.64	1.63	1.79	1.81	1.84	1.87	1.86	9999
18	1.87	1.91	1.94	1.95	2.05	2.06	1.86	1.86	1.83	9999	1.88	1.86	1.87	1.88	1.89	1.91	1.90	1.86	1.88	1.90	1.92	1.94	1.95	1.97	1.91
19	2.02	2.08	2.16	2.19	2.17	2.20	2.02	1.84	1.81	9999	1.72	1.73	1.73	1.81	1.79	1.82	1.84	1.87	1.89	2.06	1.83	1.85	1.86	1.84	1.92
20	1.82	1.80	1.84	1.89	1.85	1.91	1.97	1.75	1.71	1.76	1.71	1.67	1.70	1.70	1.71	1.71	1.72	1.72	1.72	1.73	9999	9999	9999	9999	1.77
21	9999	9999	9999	9999	1.82	1.80	1.78	1.77	1.75	1.73	1.72	1.73	1.72	1.73	1.85	1.76	1.79	1.86	1.91	1.98	2.06	2.16	2.34	2.38	1.88
22	2.27	2.21	2.24	2.42	2.47	2.43	2.21	2.19	2.11	2.23	1.98	1.92	1.85	1.84	1.73	1.80	1.87	1.92	1.99	1.97	1.96	1.97	1.99	1.99	2.07
23	1.85	1.87	1.95	2.07	2.13	2.22	2.19	2.02	1.88	1.70	1.66	1.85	1.81	1.82	1.83	1.94	1.93	1.86	1.86	1.86	1.88	9999	9999	9999	1.91
24	2.01	2.04	2.09	2.12	1.87	1.96	1.91	1.72	1.67	1.61	1.57	9999	1.61	1.60	1.71	1.60	1.68	1.63	1.62	1.62	1.63	1.66	1.72	1.75	1.76
25	1.77	1.79	1.79	1.84	9999	1.87	1.75	1.64	1.61	1.58	1.59	1.59	1.87	2.03	1.68	9999	1.73	1.73	1.74	1.79	1.86	1.93	1.93	1.98	1.78
26	2.00	2.13	2.28	2.16	2.21	2.27	2.21	2.02	1.95	1.84	1.84	1.85	2.05	2.38	1.98	9999	1.72	1.72	1.75	1.78	1.82	1.88	1.95	2.01	1.99
27	2.07	2.07	2.30	2.17	2.17	2.21	2.19	2.08	1.98	9999	1.51	1.48	1.49	1.47	1.50	1.49	1.48	1.51	1.55	1.56	1.49	1.48	1.48	1.49	1.75
28	1.52	1.54	1.60	1.61	1.60	1.61	1.56	1.53	9999	1.87	1.65	1.69	1.72	1.71	1.82	1.65	1.67	1.66	1.65	9999	3.04	4.67	3.48	2.98	1.99
29	1.78	2.96	3.62	2.02	1.84	2.33	3.02	2.33	2.38	9999	2.27	2.04	2.49	2.50	2.85	3.33	3.28	4.07	2.21	1.76	1.77	1.77	1.77	2.20	2.46
30	2.24	2.63	2.39	1.96	2.40	2.59	1.84	1.57	1.52	1.52	1.54	9999	1.62	1.63	1.59	1.63	1.61	1.60	1.63	1.64	1.65	1.68	1.68	1.70	1.82

HOURLY MAX: 1ST 6.80 ON DAY 13 HOUR 8
2ND 6.17 ON DAY 7 HOUR 2

N.E. CORRIDOR HYDROCARBON STUDY
HOURLY AVERAGE REPORT
****

STATE	31	NEW JERSEY
AREA	3500	NEW BRUNSWICK
SITE	2	N2 (COOK COLLEGE)
PARAMETER	43102	NON-METHANE HYDROCARBONS
UNITS	7	PARTS PER MILLION

YEAR 1980
MONTH JUNE

DAY	00	01	02	03	04	05	06	07	08	09	10	11	12	13	14	15	16	17	18	19	20	21	22	23	DAILY AVG
	HOUR																								
1	9999	9999	9999	9999	9999	9999	9999	9999	9999	9999	9999	9999	9999	9999	9999	9999	9999	9999	9999	9999	9999	9999	9999	9999	9999
2	9999	9999	9999	9999	9999	9999	9999	9999	9999	9999	9999	9999	9999	9999	9999	9999	9999	9999	9999	.15	.15	.12	.12	.12	9999
3	.12	.12	.12	.12	.12	.12	.18	.12	.15	.15	.15	9999	.03	.00	.00	.00	.03	.03	.03	.00	.00	.00	.00	.00	.07
4	.00	.00	.00	.00	.00	.00	.00	.00	.00	.00	.00	.00	.00	.00	.00	.00	.00	.00	.00	.00	.00	.00	.00	.00	.00
5	.00	.00	.00	.00	.00	.00	.00	.00	.00	.00	.00	.00	.00	.00	.00	.00	.00	.00	.00	.00	.00	.00	.00	.03	.00
6	.00	.00	.00	.00	.00	.00	.00	.00	.00	.00	.00	.00	.00	.00	.00	.00	.00	.00	.00	.00	.00	9999	9999	9999	.00
7	.00	.06	.00	.00	.00	.00	.00	.00	.00	.03	.00	.00	.00	.00	.00	.00	.00	.00	.00	.00	.00	.00	.00	.00	.00
8	.00	.00	.00	.00	.00	.00	.00	.00	.00	.00	.00	.00	9999	.03	.03	.03	.03	.03	.00	.00	.00	.03	.03	.00	.01
9	.00	.00	.00	.03	.06	.09	.06	.06	.03	.00	.03	.03	.03	.03	.03	.03	.00	.00	.03	.03	.03	.00	.03	.06	.03
10	.03	.03	.00	.00	.00	.03	.03	.00	.00	.00	.00	.00	.00	.00	.24	.27	.27	.21	.15	.21	.45	.69	.96	1.65	.22
11	1.29	.51	.36	.42	.39	.42	.42	.39	.30	.21	.21	.18	.18	.15	.33	.24	.27	.24	.24	.42	.39	[redacted]	.45	.36	.42
12	.48	.75	.78	.96	1.29	1.29	1.26	1.29	1.08	.90	.36	.24	.24	.18	.21	.24	.12	.03	.00	.00	.09	.27	.12	.36	.52
13	.33	.69	.93	.72	.72	.39	.30	.30	.21	9999	.18	.18	.15	.87	1.08	1.08	1.35	1.59	1.71	1.59	1.44	1.20	1.14	1.05	.83
14	1.08	1.11	1.02	1.02	.99	1.02	1.05	1.29	1.11	1.05	.96	.93	9999	.18	.18	.24	.27	.24	.39	.42	.54	.33	.27	.00	.68
15	.03	.03	.09	.06	.00	.00	.00	.00	.00	.00	.21	9999	.21	.51	.24	.30	.21	9999	9999	9999	9999	9999	9999	9999	9999
16	9999	9999	9999	9999	9999	9999	9999	9999	9999	9999	9999	9999	9999	9999	9999	9999	9999	9999	9999	9999	9999	9999	9999	9999	9999
17	9999	9999	9999	9999	9999	9999	9999	9999	.15	.21	.36	.33	.45	.45	1.32	1.26	.48	.12	.12	9999	.00	.18	2.37	.48	9999
18	.00	.00	.00	.00	.45	.18	.30	.36	.18	9999	.00	.00	.15	.03	.00	.03	.36	.54	.63	.51	.90	2.34	.15	.00	.31
19	.03	.42	.24	.60	.81	1.98	.78	.30	.12	9999	.00	.00	.00	.00	.00	.00	.00	.00	.00	.00	.00	.06	.00	.00	.23
20	.00	.00	.00	.00	.00	.00	.00	.00	.00	.00	.00	.00	.00	.00	.00	.00	.00	.00	.00	.00	9999	9999	9999	9999	.00
21	9999	9999	9999	9999	.15	.06	.00	.03	.06	.12	.03	.00	.00	.06	.00	.00	.00	.00	.06	.03	.12	.06	.12	.18	.05
22	.21	.69	.69	.93	1.26	1.08	.87	.51	.36	.63	.96	[redacted]				.09	.12	.06	.00	.09	.12	.18	.18	.09	.62
23	.36	.30	.36	.78	.75	1.02	1.38	1.11	.93	.57	.42	9999	.69	.60	.72	.90	.69	.63	.69	1.11	9999	9999	9999	.63	.73
24	.60	.57	.60	.63	9999	.60	.63	.63	.48	.42	.39	.45	.45	.57	.72	.69	.54	.45	.39	.42	.60	.54	.57	.75	.55
25	.51	.30	.57	.45	[redacted]	9999	.66	.84	.66	.42	.54	.54	.48	.72	.66	9999	.48	.45	.36	.30	.57	1.77	1.83	.60	.73
26	1.02	1.08	1.14	1.08	.96	1.17	.90	.66	.51	.39	.51	.48	.36	.60	.54	.36	.39	.36	.30	.42	.69	1.68	1.86	.66	.76
27	.75	.81	1.02	1.26	.87	1.08	.90	.42	.30	9999	9999	.54	.51	.45	.42	.48	.57	.90	.78	.84	.54	.42	.51	.39	.67
28	.36	.33	.42	.42	.39	.57	.39	.36	.36	.54	.57	.57	.51	.45	.45	.45	.42	.39	.36	.36	.36	9999	.51	.48	.44
29	.45	.36	.39	.39	.36	.39	.42	.42	.30	.33	.33	.42	.45	.48	.51	.45	.51	.54	.42	.39	.39	.48	.39	.42	.42
30	.42	.39	.30	.24	.27	.33	.51	.54	.36	.33	.36	.36	.39	.42	.39	.39	.39	.36	.36	.36	.33	.33	.33	.36	.37

HOURLY MAX: 1ST 2.43 ON DAY 25 HOUR 4
2ND 2.37 ON DAY 17 HOUR 22

N.E. CORRIDOR HYDROCARBON STUDY
HOURLY AVERAGE REPORT
****

STATE	31	NEW JERSEY
AREA	3500	NEW BRUNSWICK
SITE	2	N2 (COOK COLLEGE)
PARAMETER	43201	METHANE (CH4)
UNITS	7	PARTS PER MILLION

YEAR	1980
MONTH	JULY

	HOUR																								DAILY
DAY	00	01	02	03	04	05	06	07	08	09	10	11	12	13	14	15	16	17	18	19	20	21	22	23	AVG
1	9999	1.93	1.93	1.97	2.00	1.97	1.93	1.90	1.85	1.82	1.76	1.74	1.74	1.72	1.73	1.75	9999	9999	1.83	1.87	1.88	1.91	1.94	1.97	1.86
2	2.02	2.08	2.14	2.09	2.03	2.02	2.00	1.93	1.90	1.91	1.94	1.89	1.87	9999	9999	1.85	1.86	1.97	2.22	3.76	7.15	5.86	4.12	3.16	2.63
3	2.48	2.36	2.35	2.31	2.30	2.57	2.96	2.59	2.21	2.50	9999	2.27	2.21	2.90	2.73	2.02	1.98	1.97	1.97	2.02	1.96	1.82	1.86	1.94	2.27
4	2.00	2.16	2.46	2.48	2.34	2.13	2.03	1.90	1.92	1.91	1.88	9999	9999	9999	1.74	1.75	1.77	1.79	1.82	1.90	1.96	2.01	2.10	2.17	2.01
5	2.09	2.15	2.40	2.62	2.64	2.57	2.35	2.22	2.16	2.09	2.00	1.98	2.02	2.06	2.05	2.09	2.11	9999	1.83	1.84	1.76	1.67	1.64	1.67	2.09
6	1.67	1.69	1.69	1.62	1.65	1.61	1.59	1.54	1.52	1.51	1.52	1.53	1.53	1.44	1.45	9999	1.78	1.82	1.84	1.86	1.88	1.91	1.91	1.91	1.67
7	1.89	1.91	1.87	1.89	1.91	1.87	1.87	1.84	1.76	1.73	1.68	1.67	9999	1.77	1.77	1.77	1.78	1.81	1.82	1.88	1.90	1.97	1.95	1.97	1.84
8	2.03	2.01	2.03	1.97	1.96	1.92	1.95	1.95	1.89	1.86	1.86	9999	1.86	1.82	1.81	1.81	1.82	1.84	1.85	1.87	1.87	1.89	1.91	2.00	1.90
9	2.07	2.10	2.14	2.10	2.18	2.24	2.06	1.92	1.90	1.89	1.86	9999	1.76	1.75	1.77	1.78	1.82	1.83	1.84	1.89	1.94	1.98	2.00	1.99	1.95
10	2.04	2.06	2.07	2.11	2.15	7.93	5.65	2.33	2.62	9999	1.87	1.97	1.96	2.41	2.62	2.79	2.93	3.46	2.86	2.75	1.78	1.79	1.83	1.83	2.69
11	1.84	1.83	1.89	1.90	1.90	1.85	1.82	1.80	1.78	1.78	1.79	1.77	1.76	1.76	1.77	1.78	1.81	1.81	1.80	1.81	1.79	9999	1.77	1.81	1.81
12	1.84	1.87	1.86	1.86	1.89	1.90	1.86	1.82	1.75	1.74	1.73	1.75	1.75	1.76	1.77	1.80	1.83	9999	1.80	1.81	1.81	1.84	1.86	1.94	1.82
13	1.94	2.02	2.01	2.01	1.94	1.90	1.81	1.73	1.71	1.69	1.70	1.73	1.73	1.74	1.73	1.74	9999	1.78	1.80	1.86	1.96	2.03	2.09	2.07	1.86
14	2.10	2.16	2.06	1.96	1.95	1.90	1.82	1.81	1.83	1.73	1.67	9999	1.76	1.75	1.77	1.81	1.82	1.87	1.94	1.94	1.99	2.04	2.07	2.10	1.91
15	2.15	2.15	2.16	2.14	2.19	2.20	2.21	2.22	2.14	2.02	1.95	9999	1.82	1.82	1.79	1.77	1.78	1.80	1.85	1.79	1.82	1.84	1.88	1.93	1.97
16	1.97	2.05	2.13	2.20	2.20	2.12	2.18	2.16	2.13	2.06	9999	9999	9999	9999	9999	9999	9999	9999	9999	1.80	1.81	1.82	1.86	1.89	9999
17	1.93	1.97	1.97	1.95	1.94	1.92	1.98	2.25	2.13	1.83	1.72	9999	1.78	1.79	1.80	1.82	1.82	1.82	1.82	1.82	1.82	1.82	1.90	1.95	1.89
18	2.01	2.07	2.12	2.13	2.13	2.14	2.10	2.11	2.11	2.04	1.97	1.90	1.82	9999	1.80	1.80	1.80	1.79	1.79	1.79	1.79	1.79	2.01	1.81	1.95
19	1.83	1.85	1.92	4.47	2.43	2.07	2.02	2.04	2.06	2.20	2.19	2.38	2.24	1.94	1.85	1.97	3.60	2.11	2.24	2.24	2.24	2.24	2.24	2.24	2.28
20	2.24	2.26	2.34	2.43	2.53	2.67	2.83	2.70	2.30	2.21	2.12	2.14	2.15	2.16	2.17	2.17	9999	1.73	1.79	1.84	1.89	1.87	1.89	1.91	2.19
21	1.95	2.06	2.17	2.24	2.13	1.99	1.85	1.80	1.71	1.61	1.52	1.42	9999	1.27	1.30	1.33	1.36	1.39	1.39	1.38	1.37	1.36	1.35	1.35	1.62
22	1.32	1.29	1.32	1.39	1.46	1.54	1.61	1.64	1.52	1.39	1.26	1.14	1.05	1.05	1.05	1.05	1.12	1.09	1.06	9999	9999	9999	9999	9999	1.28
23	9999	9999	9999	9999	9999	9999	9999	9999	9999	9999	9999	9999	9999	9999	1.67	1.69	1.72	1.77	1.80	1.80	1.78	1.77	1.76	1.74	9999
24	1.80	1.80	1.77	1.75	1.72	1.69	1.67	1.64	1.61	1.59	1.78	1.78	1.78	1.78	1.78	1.78	1.78	1.78	1.78	1.79	1.80	1.81	1.82	1.83	1.75
25	1.83	1.84	1.85	1.86	1.87	1.87	1.84	1.81	1.77	1.74	1.71	1.68	1.65	1.62	1.59	9999	1.82	1.86	1.90	1.94	1.98	2.04	2.10	2.16	1.84
26	2.22	2.22	2.32	2.54	2.53	2.51	2.43	2.31	2.20	2.09	1.97	1.98	1.99	2.01	2.02	2.03	2.05	2.06	9999	1.76	1.75	1.75	1.74	1.74	2.10
27	1.73	1.73	1.72	1.72	1.71	1.67	1.63	1.61	1.60	1.59	1.59	1.58	1.57	1.56	1.73	1.73	1.73	1.72	1.72	1.71	1.71	1.70	1.70	1.69	1.67
28	1.65	1.65	1.65	1.65	1.65	1.64	1.60	1.56	1.51	1.47	1.47	1.46	1.46	1.45	1.44	1.43	1.43	1.42	1.41	1.40	1.55	1.56	1.68	2.53	1.57
29	9999	3.15	4.85	4.98	4.81	2.28	2.64	2.17	2.10	2.18	1.80	9999	2.02	2.59	2.23	1.96	1.96	2.22	2.34	2.05	1.82	1.83	1.86	1.89	2.53
30	1.93	1.93	1.91	1.90	1.89	1.87	1.95	1.91	1.87	1.82	1.78	1.74	9999	1.80	1.84	1.88	1.92	1.95	1.99	2.03	2.06	2.09	2.07	2.13	1.92
31	2.17	2.20	2.20	2.19	2.26	2.31	2.26	2.18	1.90	1.87	1.84	1.80	1.77	1.74	1.73	1.73	1.72	1.72	1.80	9999	2.26	2.31	2.34	2.27	2.02

HOURLY MAX: 1ST 7.93 ON DAY 10 HOUR 5
2ND 7.15 ON DAY 2 HOUR 20

N.E. CORRIDOR HYDROCARBON STUDY
HOURLY AVERAGE REPORT
****

STATE	31	NEW JERSEY
AREA	3500	NEW BRUNSWICK
SITE	2	N2 (COOK COLLEGE)
PARAMETER	43102	NON-METHANE HYDROCARBONS
UNITS	7	PARTS PER MILLION

YEAR 1980
MONTH JULY

DAY	HOUR 00	01	02	03	04	05	06	07	08	09	10	11	12	13	14	15	16	17	18	19	20	21	22	23	DAILY AVG
1	9999	.75	.75	.78	.75	.96	.84	.75	.78	.72	.72	.72	.60	.60	.66	.69	.69	9999	.99	.66	.66	.69	1.62	.96	.79
2	.78	.78	.78	.75	.81	.72	.75	.87	.75	.69	.75	.87	.84	.81	9999	.39	.36	.60	.93	1.65	1.53	1.38	1.71	1.83	.93
3	1.44	1.11	.90	.75	.66	.66	.96	.90	.66	.63	.78	.81	.96	1.02	.90	.66	.42	.39	.30	.30	.33	.24	.30	.30	.68
4	.45	.51	.57	.63	.48	.30	.21	.00	.00	.00	.00	.00	9999	[illegible]	.24	.12	.12	.09	.15	.27	.45	.48	.36	.42	.35
5	.45	.45	.48	.60	.66	.66	.63	.48	.36	.36	.33	.36	.42	.39	.42	.42	.30	9999	.54	.54	.48	.39	.42	.51	.46
6	.51	.45	.48	.48	.42	.51	.42	.45	.39	.36	.36	.36	.39	.42	.27	.30	.09	.09	.12	.12	.18	.18	.12	.15	.32
7	.24	.24	.18	.12	.12	.15	.12	.12	.15	.09	.09	.09	9999	.21	.15	.21	.21	.18	.24	.39	.45	.66	.54	.60	.24
8	.36	.27	.33	.24	.18	.21	.36	.36	.30	.30	.30	9999	.30	.21	.18	.24	.24	.15	.12	.12	.12	.21	.24	.45	.25
9	.54	.42	.42	.42	.54	.57	.51	.36	.42	.45	.21	9999	.15	.12	.15	.27	.24	.21	.30	.24	.18	.15	.18	.24	.32
10	.27	.27	.30	.33	.45	.66	.48	.48	.42	9999	.60	.54	.54	.54	.54	.63	.69	.69	.39	.39	.36	.39	.33	.30	.46
11	.30	.24	.33	.42	.48	.45	.60	.66	.57	.69	.51	.48	.51	.57	.60	.63	.66	.63	.60	.57	.57	9999	.06	.15	.49
12	.12	.12	.12	.15	.18	.27	.15	.15	.12	.15	.15	.00	.00	.00	.03	.06	.00	.09	.15	.15	.15	.18	.18	.27	.12
13	.39	.36	.36	.33	.36	.33	.21	.09	.03	.09	.06	.06	.09	.09	.06	.09	.15	.12	.12	.30	.69	.66	.66	.72	.27
14	1.11	.66	.45	.45	.39	.24	.24	.39	.33	.24	.18	9999	.03	.00	.03	.03	.09	.06	.09	.12	.36	.39	.36	.15	.28
15	.24	.15	.21	.54	.42	.12	.15	.24	.24	.27	.33	.66	.60	.54	.60	.60	.57	.54	.57	.54	.45	.45	.45	.42	.41
16	.39	.39	.48	.54	.60	.63	.69	.84	.84	.81	9999	9999	9999	9999	9999	.42	9999	9999	9999	.45	.36	.45	.51	.63	9999
17	.66	.72	.42	.36	.66	.72	.90	.96	.60	.60	.57	.69	.33	.33	.57	.57	.51	.42	.45	.57	1.08	1.32	.93	.69	.65
18	.81	.84	.57	.66	.75	.81	.84	.87	.57	.51	.42	.33	.33	.33	.30	.30	.30	.33	.42	.36	.30	.33	.36	.33	.50
19	.33	.39	.36	.36	.39	.51	.51	.45	.54	.57	.51	.45	.45	.42	.51	.48	.48	.39	.48	.39	.27	.27	.30	.33	.42
20	.27	.36	.36	.33	.45	.51	.48	.42	.36	.30	.27	.24	.30	.30	.30	.30	.15	.21	.18	.21	.24	.30	.30	.27	.31
21	.24	.21	.27	.57	.33	.36	.30	.30	.24	.30	.36	.51	.72	.48	.51	.51	.54	.48	.48	.45	.30	.27	.27	.27	.39
22	.18	.21	.21	.18	.24	.45	.63	.69	.54	.42	.42	.30	.27	.30	.30	.39	.63	.39	.48	9999	9999	9999	9999	9999	.38
23	9999	9999	9999	9999	9999	9999	9999	9999	9999	9999	9999	9999	9999	.51	.57	.63	.48	.54	.66	.66	.60	.69	.96	.69	9999
24	.57	.45	.30	.24	.27	.42	.39	.39	.36	.30	.33	.27	.24	.24	.21	.21	.21	.18	.27	.45	.72	.84	.81	.54	.38
25	.57	.48	.39	.45	.48	.45	.39	.42	.42	.33	.30	.27	.30	.27	.27	.33	.33	.36	.36	.48	.54	.54	.48	.60	.41
26	.66	.60	.63	.66	.78	.81	.78	.60	.45	.36	.30	.30	.30	.30	.30	.30	.30	.21	.30	.24	.33	.30	.30	.24	.43
27	.36	.51	.36	.36	.36	.36	.36	.39	.33	.36	.33	.30	.27	.27	.27	.15	.18	.12	.03	.00	.00	.00	.00	.15	.24
28	.15	.21	.21	.18	.21	.21	.21	.21	.21	.21	.21	.21	.27	.27	.24	.21	.21	.21	.21	.21	.21	.21	.21	.24	.21
29	9999	.27	.27	.27	.27	.27	.33	.54	.48	.63	.78	9999	1.11	.90	.87	.93	1.05	.78	.66	.66	.69	.75	1.08	.99	.66
30	.72	.48	.39	.36	.39	.39	.39	.39	.48	.45	.39	.33	9999	.33	.27	.30	.36	.39	.45	.54	2.94	2.79	2.19	.87	.72
31	.57	.51	.45	.39	.42	.48	.51	.81	.51	.42	.42	.36	.27	.24	.27	.30	.30	.33	.33	9999	9999	9999	9999	9999	.42

HOURLY MAX: 1ST 2.94 ON DAY 30 HOUR 20
2ND 2.79 ON DAY 30 HOUR 21

N.E. CORRIDOR HYDROCARBON STUDY
HOURLY AVERAGE REPORT
****

STATE	31	NEW JERSEY
AREA	3500	NEW BRUNSWICK
SITE	2	N2 (COOK COLLEGE)
PARAMETER	43201	METHANE (CH4)
UNITS	7	PARTS PER MILLION

YEAR 1980
MONTH AUGUST

DAY	HOUR 00	01	02	03	04	05	06	07	08	09	10	11	12	13	14	15	16	17	18	19	20	21	22	23	DAILY AVG
1	2.19	2.16	2.22	2.31	2.31	9999	9999	9999	2.01	1.93	1.91	9999	9999	1.97	2.01	1.97	1.87	1.92	1.94	2.32	2.12	1.98	2.01	2.04	2.06
2	2.05	2.06	2.05	1.99	1.98	9999	9999	1.97	1.99	2.01	2.03	1.98	1.97	1.95	1.98	9999	1.85	1.82	1.82	5.43	5.96	4.23	2.27	2.03	2.45
3	2.36	1.97	1.97	1.98	1.98	1.94	1.90	1.91	1.93	1.86	1.82	1.90	1.81	1.80	1.80	1.80	9999	1.69	1.72	1.74	1.72	1.69	1.73	1.76	1.86
4	1.87	1.88	1.84	1.86	1.90	1.93	2.14	1.94	1.69	1.64	1.63	1.61	9999	9999	1.93	2.00	1.99	1.98	2.00	2.21	5.37	4.22	2.06	2.00	2.17
5	2.04	2.11	2.11	2.11	2.15	3.17	2.87	2.05	2.03	1.97	1.88	9999	9999	1.86	2.67	1.97	2.29	1.91	1.87	1.89	1.90	1.96	1.92	1.89	2.12
6	1.93	1.93	2.01	1.95	2.02	2.03	2.14	2.16	2.05	1.95	1.92	9999	9999	1.82	1.78	1.76	1.77	1.77	1.79	1.78	1.86	1.88	1.91	1.91	1.91
7	2.02	2.05	2.09	2.09	2.06	2.14	2.05	2.00	1.92	1.84	1.85	9999	1.81	1.81	1.81	1.80	1.82	1.84	1.89	1.96	2.03	2.16	2.16	2.19	1.97
8	2.15	2.26	2.29	2.48	2.95	2.85	9999	9999	9999	9999	9999	9999	9999	1.80	1.77	1.77	1.74	1.74	1.77	1.77	1.80	2.01	2.19	1.88	9999
9	1.86	1.84	1.84	1.88	1.83	1.86	1.82	1.78	1.75	1.70	1.72	1.72	1.73	1.77	1.77	1.76	9999	9999	1.71	1.74	1.71	1.73	1.71	1.70	1.77
10	1.70	1.71	1.69	1.67	1.67	1.71	1.70	2.05	2.56	2.77	1.94	1.96	1.94	1.79	1.67	1.65	1.64	9999	1.78	1.76	1.76	1.78	1.80	1.87	1.85
11	1.88	1.84	1.96	1.83	1.81	1.75	1.73	1.70	1.66	1.61	1.66	9999	1.79	9999	9999	9999	9999	9999	9999	9999	9999	9999	9999	9999	9999
12	9999	9999	9999	9999	9999	9999	9999	9999	9999	9999	9999	9999	1.82	1.82	1.78	1.77	1.74	1.75	1.74	1.79	1.92	2.08	2.14	1.90	9999
13	1.92	1.97	1.95	1.90	1.85	1.82	1.81	1.80	1.77	1.79	1.80	9999	9999	1.76	1.77	1.78	1.78	1.80	1.81	1.87	1.95	1.89	1.89	1.94	1.85
14	2.01	2.10	2.09	2.14	2.07	2.17	2.16	2.07	1.89	1.87	9999	2.10	2.03	1.92	1.88	1.89	1.92	1.93	1.93	1.94	1.91	1.92	1.94	2.00	1.99
15	2.00	2.03	2.25	2.37	2.34	2.29	2.12	2.11	2.04	9999	9999	1.93	1.86	1.83	1.84	1.85	1.89	1.88	1.88	1.90	1.94	1.92	1.95	1.92	2.01
16	1.85	1.85	1.87	1.85	1.83	1.87	1.81	1.80	1.77	1.79	1.78	1.76	1.76	1.76	9999	9999	1.82	1.82	1.81	1.84	1.89	1.92	1.92	1.93	1.83
17	1.96	2.01	2.11	2.09	1.98	1.95	1.96	1.93	1.87	1.80	1.80	1.81	1.80	1.80	1.78	9999	9999	1.81	1.84	1.92	1.87	1.85	1.84	1.83	1.89
18	1.86	1.92	1.94	1.96	1.95	1.96	1.96	1.88	1.89	1.91	1.89	9999	1.81	1.79	1.79	1.79	1.81	1.96	1.88	1.91	1.85	1.81	1.82	1.90	1.88
19	5.00	7.24	7.80	3.32	2.47	2.22	2.33	2.36	2.01	1.96	1.93	1.91	1.95	1.96	1.97	2.01	2.06	2.06	2.15	2.18	9999	9999	2.00	1.97	2.77
20	2.01	2.13	2.15	2.10	2.08	2.10	2.05	1.90	1.95	2.14	1.96	2.15	1.91	1.96	2.02	9999	2.07	9999	9999	9999	9999	9999	9999	2.01	9999
21	1.86	2.00	1.80	1.76	1.73	1.69	1.72	1.72	1.78	1.90	1.89	1.83	1.75	1.71	9999	9999	1.82	1.79	1.76	1.85	1.75	1.78	1.92	1.88	1.80
22	2.03	2.04	1.85	1.86	2.05	1.93	1.81	1.89	1.92	1.97	1.87	1.82	1.87	1.90	1.94	1.87	1.84	2.02	3.35	4.49	9999	4.32	4.76	4.16	2.42
23	2.70	2.40	2.27	2.08	2.05	2.12	1.95	1.90	1.79	1.72	1.71	1.73	1.72	1.72	1.74	1.75	9999	9999	2.00	1.78	1.80	1.81	1.84	1.92	1.93
24	1.97	2.02	1.96	2.06	2.07	2.03	1.99	1.91	1.82	1.76	9999	1.74	1.74	1.73	1.71	2.07	2.57	2.38	2.15	2.06	2.00	2.07	2.07	2.23	2.00
25	2.35	2.27	2.22	2.13	2.16	2.15	2.20	2.09	1.88	1.71	1.69	1.69	1.68	1.81	2.25	2.08	2.43	1.82	1.81	1.82	1.84	2.00	2.74	9999	2.04
26	2.49	2.10	2.12	2.24	3.58	4.04	4.13	5.72	9999	9999	9999	9999	3.24	2.58	2.31	2.34	2.02	1.88	1.89	1.93	1.90	1.94	1.95	1.97	2.62
27	2.02	2.09	2.00	2.01	2.01	2.00	1.93	1.87	1.81	1.75	9999	1.82	1.75	9999	9999	9999	9999	9999	9999	9999	9999	9999	9999	9999	9999
28	9999	9999	9999	9999	9999	9999	9999	9999	9999	9999	9999	9999	9999	9999	2.10	2.13	2.10	2.08	2.54	2.73	2.79	2.53	2.96	3.46	9999
29	2.54	2.27	2.09	2.60	2.17	2.24	2.24	2.65	9999	9999	2.31	2.25	2.00	1.83	2.03	1.95	1.77	1.79	1.77	1.75	1.79	1.79	1.80	1.81	2.07
30	1.80	1.79	1.78	1.78	1.80	1.82	1.82	1.77	1.80	1.83	1.84	1.78	2.32	2.50	2.08	1.74	1.75	9999	1.72	1.71	1.70	1.74	1.73	1.72	1.84
31	1.73	1.72	1.73	1.75	1.80	1.78	1.85	1.86	1.82	1.91	1.90	1.78	1.63	1.64	1.66	9999	1.77	1.76	1.81	1.81	1.77	1.75	1.78	1.77	1.77

HOURLY MAX: 1ST 7.80 ON DAY 19 HOUR 2
2ND 7.24 ON DAY 19 HOUR 1

N.E. CORRIDOR HYDROCARBON STUDY
HOURLY AVERAGE REPORT
****

STATE	31	NEW JERSEY
AREA	3500	NEW BRUNSWICK
SITE	2	N2 (COOK COLLEGE)
PARAMETER	43102	NON-METHANE HYDROCARBONS
UNITS	7	PARTS PER MILLION

YEAR 1980
MONTH AUGUST

DAY	00	01	02	03	04	05	06	07	08	09	10	11	12	13	14	15	16	17	18	19	20	21	22	23	DAILY AVG
	HOUR																								
1	1.08	.69	.69	.75	.93	.90	.81	.60	.57	.63	.63	9999	9999	.18	.42	.30	.18	.27	.30	.57	.54	.30	.21	.30	.54
2	.57	.18	.18	.06	.18	9999	9999	.06	.00	.09	.12	.06	.06	.09	.12	.06	.27	.06	.09	.18	.21	.12	.09	.12	.14
3	.27	.03	.12	.09	.09	.03	.09	.09	.15	.09	.15	.15	.06	.06	.00	.00	9999	.09	.09	.12	.03	.03	.03	.03	.08
4	.15	.24	.33	.33	.33	.54	.45	.60	.24	.30	.24	.21	9999	9999	.27	.39	.30	.27	.30	.72	.96	.63	.18	.09	.37
5	.09	.09	.21	.33	.33	.15	.12	.42	.24	.27	.51	9999	9999	.21	.18	.21	.24	.33	.27	.36	.42	.57	.24	.18	.27
6	.18	.66	1.05	.45	.30	.30	.42	.45	.39	.18	.09	9999	9999	.18	.21	.36	.39	.27	.30	.36	.42	.27	.36	.33	.36
7	.36	.93	.33	.30	.36	.39	.36	.27	.27	.30	.27	9999	.12	.00	.03	.24	.09	.21	.33	.33	.36	1.20	1.20	.51	.38
8	.66	.63	.75	.84	.66	9999	9999	9999	9999	9999	9999	9999	9999	.15	.15	.18	.15	.15	.30	.30	.33	.30	.36	.24	9999
9	.18	.12	.12	.06	.09	.15	.12	.09	.15	.18	.09	.27	.15	.18	.12	.15	.18	9999	.06	.21	.12	.12	.09	.00	.13
10	.00	.00	.00	.03	.00	.09	.15	.24	.39	.18	.00	.00	.00	.00	.00	.00	.00	9999	.00	.00	.00	.00	.00	.00	.05
11	.00	.00	.00	.00	.00	.00	.09	.24	.27	.06	.00	9999	9999	9999	9999	9999	9999	9999	9999	9999	9999	9999	9999	9999	9999
12	9999	9999	9999	9999	9999	9999	9999	9999	9999	9999	9999	9999	.15	.00	.15	.21	.12	.09	.06	.36	.93	1.29	1.17	.27	9999
13	.18	.30	.03	.00	.00	.03	.06	.09	.06	.00	.00	9999	9999	.12	.15	.06	.09	.06	.09	.30	.48	.33	.33	.30	.14
14	.36	.39	.33	.30	.21	.45	.72	.84	.99	.45	9999	.24	.18	.27	.27	.27	.27	.21	.21	.24	.18	.15	.15	.15	.34
15	.12	.09	.42	.39	.45	.51	.51	.54	.42	9999	9999	.18	.12	.00	.12	.30	.33	.18	.18	.18	.15	.27	.27	.09	.26
16	.00	.00	.00	.00	.00	.00	.00	.00	.00	.00	.00	.00	.00	.00	.00	9999	.12	.15	.15	.30	.42	.54	.45	.42	.11
17	.57	.66	.72	.39	.33	.27	.27	.24	.21	.15	.15	.18	.15	.18	.18	.18	9999	.12	.15	.09	.03	.09	.00	.00	.23
18	.00	.00	.00	.00	.00	.27	.45	.33	.15	.09	.09	9999	.09	.09	.09	.15	.18	.03	.03	.12	.36	.21	.03	.06	.12
19	.00	.06	.00	.09	.24	.39	.60	.42	.30	.24	.15	.18	.27	.21	.33	.45	.48	.60	.84	.84	9999	.21	.09	.06	.31
20	.39	.51	.66	.75	.24	.21	.24	.15	.27	.33	.54	.42	.45	.45	9999	9999	.24	9999	9999	9999	9999	9999	9999	.33	9999
21	.30	.24	.18	.15	.21	.21	.30	.42	.60	.60	.60	.78	.60	.96	9999	9999	.18	.12	.06	.03	.00	.00	.09	.00	.30
22	.00	.00	.00	.00	.00	.00	.03	.18	.33	.39	.45	.33	.60	.54	.51	.27	.24	.15	.06	9999	9999	.36	.72	.90	.28
23	.90	.96	.93	.63	.57	.69	.48	.30	.09	.09	.15	.09	.03	.03	.03	.03	9999	9999	.00	.00	.09	.09	.12	.24	.30
24	.33	.45	.30	.24	.21	.21	.12	.09	.00	.00	9999	.00	.06	.06	.00	.03	.15	.09	.12	.12	.18	.15	.18	.30	.15
25	.45	.45	.36	.24	.24	.27	.60	.57	.39	.24	.24	.24	.18	.24	.36	.30	.30	.15	.06	.09	.15	.33	.69	9999	.31
26	9999	.75	.66	.63	.78	1.53	1.77	2.19	9999	9999	9999	9999	.57	.36	.36	.42	.24	.12	.00	.00	.87	1.23	.33	.36	.69
27	.45	.45	.24	.33	.30	.39	.48	.15	.12	.09	9999	.15	.18	.24	9999	9999	9999	9999	9999	9999	9999	9999	9999	9999	9999
28	9999	9999	9999	9999	9999	9999	9999	9999	9999	9999	9999	9999	9999	9999	.36	.21	.36	.51	.78	.60	.42	.30	.18	.15	9999
29	.00	.00	.00	.00	.00	.00	.00	.00	9999	9999	.09	.00	.27	.30	.45	.36	.21	.18	.06	.00	.00	.00	.00	.00	.09
30	.00	.00	.00	.00	.00	.00	.00	.00	.00	.00	.00	.00	.09	.12	.12	.00	9999	9999	.06	.03	.00	.00	.00	.00	.02
31	.00	.00	.00	.00	.00	.00	.00	.00	.00	.00	.00	.00	.00	.00	.00	9999	.03	.03	.12	.12	.06	.06	.15	.03	.03

HOURLY MAX: 1ST 2.19 ON DAY 26 HOUR 7
2ND 1.77 ON DAY 26 HOUR 6

N.E. CORRIDOR HYDROCARBON STUDY
HOURLY AVERAGE REPORT
****

STATE	31	NEW JERSEY
AREA	3500	NEW BRUNSWICK
SITE	2	N2 (COOK COLLEGE)
PARAMETER	43201	METHANE (CH4)
UNITS	7	PARTS PER MILLION

YEAR 1980
MONTH SEPTEMBER

	HOUR																								DAILY
DAY	00	01	02	03	04	05	06	07	08	09	10	11	12	13	14	15	16	17	18	19	20	21	22	23	AVG
1	1.68	1.72	1.75	1.77	1.88	2.03	2.06	9999	9999	9999	9999	9999	9999	9999	9999	9999	9999	9999	9999	9999	9999	9999	9999	9999	9999
2	9999	9999	9999	9999	9999	9999	9999	9999	9999	9999	9999	9999	9999	9999	9999	9999	9999	9999	9999	9999	9999	9999	9999	9999	9999
3	9999	9999	9999	9999	9999	9999	9999	9999	9999	9999	9999	9999	9999	9999	9999	2.49	2.40	2.23	2.04	2.05	2.01	9999	9999	9999	9999
4	9999	9999	2.51	2.07	1.94	1.94	2.04	2.65	3.34	2.01	9999	1.94	1.90	2.15	2.15	1.97	1.84	1.78	1.70	3.83	3.31	2.50	9999	9999	2.29
5	9999	9999	9999	9999	9999	9999	9999	9999	9999	2.55	2.33	2.64	2.11	2.19	1.91	9999	2.07	1.94	1.84	1.76	3.78	2.45	3.87	1.90	9999
6	1.83	1.85	1.83	1.84	1.95	1.90	1.86	1.75	1.81	9999	2.41	1.97	2.05	2.18	2.40	2.22	2.14	2.04	9999	9999	2.11	5.25	4.55	1.99	2.28
7	2.04	2.04	1.95	1.87	1.83	1.82	1.75	1.72	1.76	1.73	9999	1.74	1.82	1.91	1.98	2.01	2.00	1.91	1.86	1.88	1.89	1.88	1.88	1.79	1.87
8	1.75	1.80	1.79	2.13	2.63	2.57	9999	9999	9999	9999	9999	9999	9999	9999	9999	1.70	1.69	1.66	1.66	1.70	1.83	1.71	1.64	1.64	9999
9	1.68	1.76	1.80	1.86	1.86	1.83	1.82	2.10	9999	9999	1.86	1.86	1.86	1.91	1.87	1.81	1.87	3.62	3.47	1.81	2.65	3.11	2.44	2.09	2.13
10	1.91	1.90	1.92	1.90	1.87	1.79	1.78	1.76	1.76	1.75	9999	9999	1.76	1.81	1.82	1.82	1.84	1.81	1.77	1.79	1.80	1.78	1.81	1.89	1.82
11	1.90	2.03	1.96	2.06	2.05	2.01	1.90	1.79	1.78	1.75	1.75	1.73	9999	1.86	2.02	2.04	1.88	1.84	1.84	2.14	2.07	1.99	1.91	1.84	1.92
12	5.76	.71	4.93	5.43	1.12	3.40	1.05	9999	9999	9999	9999	1.87	9999	2.35	2.14	2.12	2.03	2.03	2.17	2.11	2.04	2.00	1.96	2.14	2.49
13	2.15	2.20	3.41	5.75	4.18	4.79	4.24	9999	9999	2.38	9999	9999	9999	9999	9999	9999	9999	9999	9999	9999	9999	9999	9999	9999	9999
14	9999	9999	9999	9999	9999	9999	9999	9999	9999	9999	9999	9999	9999	9999	9999	9999	9999	9999	9999	9999	9999	9999	9999	9999	9999
15	9999	9999	9999	9999	9999	9999	9999	9999	9999	9999	9999	9999	9999	9999	9999	9999	9999	9999	9999	9999	9999	9999	9999	9999	9999
16	9999	9999	9999	9999	9999	9999	9999	9999	9999	9999	9999	9999	9999	9999	9999	9999	9999	9999	9999	9999	9999	9999	9999	9999	9999
17	9999	9999	9999	9999	9999	9999	9999	9999	9999	9999	9999	9999	9999	9999	9999	9999	9999	9999	9999	9999	9999	9999	9999	9999	9999
18	9999	9999	9999	9999	9999	9999	9999	9999	9999	9999	9999	9999	9999	9999	9999	9999	9999	9999	9999	9999	9999	9999	9999	9999	9999
19	9999	9999	9999	9999	9999	9999	9999	9999	9999	9999	9999	9999	9999	9999	9999	9999	9999	9999	9999	9999	9999	9999	9999	9999	9999
20	9999	9999	9999	9999	9999	9999	9999	9999	9999	9999	9999	9999	9999	9999	9999	9999	9999	9999	9999	9999	9999	9999	9999	9999	9999
21	9999	9999	9999	9999	9999	9999	9999	9999	9999	9999	9999	9999	9999	9999	9999	9999	9999	9999	9999	9999	9999	9999	9999	9999	9999
22	9999	9999	9999	9999	9999	9999	9999	9999	9999	9999	9999	9999	9999	9999	9999	9999	9999	9999	9999	9999	9999	9999	9999	9999	9999
23	9999	9999	9999	9999	9999	9999	9999	9999	9999	9999	9999	9999	9999	9999	9999	9999	9999	9999	9999	9999	9999	9999	9999	9999	9999
24	9999	9999	9999	9999	9999	9999	9999	9999	9999	9999	9999	9999	9999	9999	9999	9999	9999	9999	9999	9999	9999	9999	9999	9999	9999
25	9999	9999	9999	9999	9999	9999	9999	9999	9999	9999	9999	9999	9999	9999	9999	9999	9999	9999	9999	9999	9999	9999	9999	9999	9999
26	9999	9999	9999	9999	9999	9999	9999	9999	9999	9999	9999	9999	9999	9999	9999	9999	9999	9999	9999	9999	9999	9999	9999	9999	9999
27	9999	9999	9999	9999	9999	9999	9999	9999	9999	9999	9999	9999	9999	9999	9999	9999	9999	9999	9999	9999	9999	9999	9999	9999	9999
28	9999	9999	9999	9999	9999	9999	9999	9999	9999	9999	9999	9999	9999	9999	9999	9999	9999	9999	9999	9999	9999	9999	9999	9999	9999
29	9999	9999	9999	9999	9999	9999	9999	9999	9999	9999	9999	9999	9999	9999	9999	9999	9999	9999	9999	9999	9999	9999	9999	9999	9999
30	9999	9999	9999	9999	9999	9999	9999	9999	9999	9999	9999	9999	9999	9999	9999	9999	9999	9999	9999	9999	9999	9999	9999	9999	9999

HOURLY MAX: 1ST 5.76 ON DAY 12 HOUR 0
2ND 5.75 ON DAY 13 HOUR 3

N.E. CORRIDOR HYDROCARBON STUDY
HOURLY AVERAGE REPORT
****

STATE	31	NEW JERSEY
AREA	3500	NEW BRUNSWICK
SITE	2	N2 (COOK COLLEGE)
PARAMETER	43102	NON-METHANE HYDROCARBONS
UNITS	7	PARTS PER MILLION

YEAR	1980
MONTH	SEPTEMBER

	HOUR																								DAILY
DAY	00	01	02	03	04	05	06	07	08	09	10	11	12	13	14	15	16	17	18	19	20	21	22	23	AVG
1	.00	.00	.00	.00	.00	.00	.06	9999	9999	.00	9999	9999	9999	9999	9999	9999	9999	9999	9999	9999	9999	9999	9999	9999	9999
2	9999	9999	9999	9999	9999	9999	9999	9999	9999	9999	9999	9999	9999	9999	9999	9999	9999	9999	9999	9999	9999	9999	9999	9999	9999
3	9999	9999	9999	9999	9999	9999	9999	9999	9999	.15	.00	.00	.15	.00	.00	9999	.09	.09	.09	.09	.06	.09	.03	.12	9999
4	.66	.93	.90	.66	.48	.54	.84	1.41	.99	.42	.39	.12	.03	.00	.00	.00	.12	.00	.06	.09	.00	.00	.06	.00	.36
5	.03	.00	.03	.00	.00	.00	.03	.03	.00	.21	.06	.00	.12	.00	.00	.00	.15	.09	.12	.09	.06	.12	.03	.12	.05
6	.09	.21	.24	.30	.45	.60	.39	.12	.36	.48	.27	.12	.09	.06	.03	.00	.03	.03	.00	.00	.06	.06	.06	.21	.18
7	.39	.48	.18	.03	.00	.03	.12	.00	.00	.00	9999	.03	.00	.00	.00	.00	.00	.00	.03	.24	.36	.15	.06	.00	.09
8	.00	.00	.00	.03	.12	.18	9999	9999	9999	9999	9999	9999	9999	9999	9999	9999	.00	.00	.06	.48	.57	.42	.24	.24	9999
9	.15	.24	.15	.33	.27	.21	.42	.87	9999	9999	.15	.12	.18	.12	.00	.00	.00	.00	.00	.00	.00	.00	.00	.00	.15
10	.00	.00	.06	.27	.00	.00	.00	.00	.00	.00	9999	9999	.15	.09	.18	.06	.09	.15	.30	.45	.39	.39	.45	.51	.16
11	.36	.51	.63	.75	.36	.30	.39	.36	.33	.12	.09	.06	9999	.00	.00	.06	.09	.15	.21	.27	.27	.39	.54	.24	.28
12	.42	.54	.36	.54	.63	.69	1.14	.90	.72	.27	.15	.18	9999	.27	.21	.06	.12	.15	.18	.21	.21	.27	.27	.54	.39
13	.54	.96	1.35	1.47	1.14	1.38	1.38	.87	.39	.33	9999	9999	9999	9999	9999	9999	9999	9999	9999	9999	9999	9999	9999	9999	9999
14	9999	9999	9999	9999	9999	9999	9999	9999	9999	9999	9999	9999	9999	9999	9999	9999	9999	9999	9999	9999	9999	9999	9999	9999	9999
15	9999	9999	9999	9999	9999	9999	9999	9999	9999	9999	9999	9999	9999	9999	9999	9999	9999	9999	9999	9999	9999	9999	9999	9999	9999
16	9999	9999	9999	9999	9999	9999	9999	9999	9999	9999	9999	9999	9999	9999	9999	9999	9999	9999	9999	9999	9999	9999	9999	9999	9999
17	9999	9999	9999	9999	9999	9999	9999	9999	9999	9999	9999	9999	9999	9999	9999	9999	9999	9999	9999	9999	9999	9999	9999	9999	9999
18	9999	9999	9999	9999	9999	9999	9999	9999	9999	9999	9999	9999	9999	9999	9999	9999	9999	9999	9999	9999	9999	9999	9999	9999	9999
19	9999	9999	9999	9999	9999	9999	9999	9999	9999	9999	9999	9999	9999	9999	9999	9999	9999	9999	9999	9999	9999	9999	9999	9999	9999
20	9999	9999	9999	9999	9999	9999	9999	9999	9999	9999	9999	9999	9999	9999	9999	9999	9999	9999	9999	9999	9999	9999	9999	9999	9999
21	9999	9999	9999	9999	9999	9999	9999	9999	9999	9999	9999	9999	9999	9999	9999	9999	9999	9999	9999	9999	9999	9999	9999	9999	9999
22	9999	9999	9999	9999	9999	9999	9999	9999	9999	9999	9999	9999	9999	9999	9999	9999	9999	9999	9999	9999	9999	9999	9999	9999	9999
23	9999	9999	9999	9999	9999	9999	9999	9999	9999	9999	9999	9999	9999	9999	9999	9999	9999	9999	9999	9999	9999	9999	9999	9999	9999
24	9999	9999	9999	9999	9999	9999	9999	9999	9999	9999	9999	9999	9999	9999	9999	9999	9999	9999	9999	9999	9999	9999	9999	9999	9999
25	9999	9999	9999	9999	9999	9999	9999	9999	9999	9999	9999	9999	9999	9999	9999	9999	9999	9999	9999	9999	9999	9999	9999	9999	9999
26	9999	9999	9999	9999	9999	9999	9999	9999	9999	9999	9999	9999	9999	9999	9999	9999	9999	9999	9999	9999	9999	9999	9999	9999	9999
27	9999	9999	9999	9999	9999	9999	9999	9999	9999	9999	9999	9999	9999	9999	9999	9999	9999	9999	9999	9999	9999	9999	9999	9999	9999
28	9999	9999	9999	9999	9999	9999	9999	9999	9999	9999	9999	9999	9999	9999	9999	9999	9999	9999	9999	9999	9999	9999	9999	9999	9999
29	9999	9999	9999	9999	9999	9999	9999	9999	9999	9999	9999	9999	9999	9999	9999	9999	9999	9999	9999	9999	9999	9999	9999	9999	9999
30	9999	9999	9999	9999	9999	9999	9999	9999	9999	9999	9999	9999	9999	9999	9999	9999	9999	9999	9999	9999	9999	9999	9999	9999	9999

HOURLY MAX: 1ST 1.47 ON DAY 13 HOUR 3
2ND 1.41 ON DAY 4 HOUR 7

N.E. CORRIDOR HYDROCARBON STUDY
HOURLY AVERAGE REPORT
****

STATE	31	NEW JERSEY
AREA	2580	LINDEN
SITE	2	N6
PARAMETER	43201	METHANE (CH4)
UNITS	7	PARTS PER MILLION

YEAR	1980
MONTH	JUNE

	HOUR																								DAILY
DAY	00	01	02	03	04	05	06	07	08	09	10	11	12	13	14	15	16	17	18	19	20	21	22	23	AVG
1	9999	9999	9999	9999	9999	9999	9999	9999	9999	9999	9999	9999	9999	9999	9999	9999	9999	9999	9999	9999	9999	9999	9999	9999	9999
2	9999	9999	9999	9999	9999	9999	9999	9999	9999	9999	9999	9999	9999	9999	9999	9999	9999	9999	9999	9999	9999	9999	9999	9999	9999
3	9999	9999	9999	9999	9999	9999	9999	9999	9999	9999	9999	9999	9999	9999	9999	9999	9999	9999	9999	9999	9999	9999	9999	9999	9999
4	9999	9999	9999	9999	9999	9999	9999	9999	9999	9999	9999	9999	9999	9999	9999	9999	9999	9999	9999	9999	9999	9999	9999	9999	9999
5	9999	9999	9999	9999	9999	9999	9999	9999	9999	9999	9999	9999	9999	9999	9999	9999	9999	9999	9999	9999	9999	9999	9999	9999	9999
6	9999	9999	9999	9999	9999	9999	9999	9999	9999	9999	9999	9999	9999	9999	9999	9999	9999	9999	9999	9999	9999	9999	9999	9999	9999
7	9999	9999	9999	9999	9999	9999	9999	9999	9999	9999	9999	9999	9999	9999	9999	9999	9999	9999	9999	9999	9999	9999	9999	9999	9999
8	9999	9999	9999	9999	9999	9999	9999	9999	9999	9999	9999	9999	9999	9999	9999	9999	9999	9999	9999	9999	9999	9999	9999	9999	9999
9	9999	9999	9999	9999	9999	9999	9999	9999	9999	9999	9999	9999	9999	9999	9999	9999	9999	9999	9999	9999	9999	9999	9999	9999	9999
10	9999	9999	9999	9999	9999	9999	9999	9999	9999	9999	9999	9999	9999	9999	9999	9999	9999	9999	9999	9999	9999	9999	9999	9999	9999
11	9999	9999	9999	9999	9999	9999	9999	9999	9999	9999	9999	9999	9999	9999	9999	9999	9999	9999	9999	9999	9999	9999	9999	9999	9999
12	9999	9999	9999	9999	9999	9999	9999	9999	9999	9999	9999	9999	9999	9999	9999	9999	9999	9999	9999	9999	9999	9999	9999	9999	9999
13	9999	9999	9999	9999	9999	9999	9999	9999	9999	9999	9999	9999	9999	9999	9999	9999	9999	9999	9999	9999	9999	9999	9999	9999	9999
14	9999	9999	9999	9999	9999	9999	9999	9999	9999	9999	9999	9999	9999	9999	9999	9999	9999	9999	9999	9999	9999	9999	9999	9999	9999
15	9999	9999	9999	9999	9999	9999	9999	9999	9999	9999	9999	9999	9999	9999	9999	9999	9999	9999	9999	9999	9999	9999	9999	9999	9999
16	9999	9999	9999	9999	9999	9999	9999	9999	9999	9999	9999	9999	9999	9999	9999	9999	9999	9999	9999	9999	9999	9999	9999	9999	9999
17	9999	9999	9999	9999	9999	9999	9999	9999	9999	9999	9999	9999	9999	9999	9999	9999	9999	9999	9999	9999	9999	9999	9999	9999	9999
18	9999	9999	9999	9999	9999	9999	9999	9999	9999	9999	9999	9999	9999	9999	9999	9999	9999	9999	9999	9999	9999	9999	9999	9999	9999
19	9999	9999	9999	9999	9999	9999	9999	9999	9999	9999	9999	9999	9999	9999	9999	9999	9999	9999	9999	9999	9999	9999	9999	9999	9999
20	9999	9999	9999	9999	9999	9999	9999	9999	9999	9999	9999	9999	9999	1.83	1.85	1.85	1.85	1.85	1.86	9999	1.85	1.85	1.85	1.84	9999
21	1.76	1.77	1.78	1.80	1.81	1.83	1.84	1.85	1.87	1.92	1.85	1.85	1.86	1.89	9999	1.95	2.11	2.10	2.11	3.12	5.83	5.87	2.13	3.48	2.36
22	4.45	3.66	3.38	5.99	5.42	9999	3.36	3.82	3.60	2.38	2.41	2.29	2.12	2.02	2.11	2.09	2.19	2.26	2.12	2.08	2.04	2.16	1.94	2.24	2.88
23	3.18	5.55	4.48	5.02	3.97	4.06	2.26	2.15	2.08	1.99	1.97	2.04	1.80	2.02	2.11	2.13	2.02	1.83	1.73	1.59	1.55	2.36	2.23	3.27	2.64
24	2.55	1.78	2.15	1.91	2.34	2.41	1.82	1.77	1.67	1.64	1.71	1.71	9999	2.26	2.21	2.28	2.41	2.38	2.62	3.64	2.57	2.45	2.13	1.72	2.18
25	1.63	1.69	1.86	2.62	1.90	9999	2.12	2.15	2.21	2.40	2.69	2.79	2.85	3.01	3.16	3.07	2.97	2.97	2.74	2.52	2.09	1.99	2.46	2.64	2.46
26	2.16	2.10	2.47	3.44	1.99	1.98	1.95	2.87	2.45	2.48	2.08	2.23	2.84	2.86	9999	2.89	3.42	3.61	4.50	6.21	9999	9999	9999	4.94	2.97
27	5.31	5.19	3.26	2.64	3.55	2.17	1.81	1.75	1.77	1.76	1.75	2.34	2.43	2.48	2.58	2.58	2.59	2.30	2.25	2.32	2.36	2.81	2.47	2.64	2.63
28	2.53	2.71	2.24	2.53	2.03	2.04	2.10	2.15	2.38	2.14	2.27	2.13	2.18	2.89	2.63	2.70	2.04	1.91	9999	3.20	2.62	3.38	4.49	2.67	2.52
29	2.76	2.63	4.57	3.52	5.94	5.14	2.70	2.74	2.49	2.24	2.32	9999	3.18	2.89	3.21	3.35	3.10	3.33	2.59	1.80	2.04	2.63	2.33	2.17	3.03
30	1.85	2.41	2.05	3.49	5.24	3.08	3.74	1.90	2.13	1.88	1.79	1.78	1.79	9999	1.86	1.86	1.84	1.85	1.85	1.84	1.84	1.82	1.81	1.80	2.24

HOURLY MAX: 1ST 6.21 ON DAY 26 HOUR 19
2ND 5.99 ON DAY 22 HOUR 3

N.E. CORRIDOR HYDROCARBON STUDY
HOURLY AVERAGE REPORT
****

STATE	31	NEW JERSEY
AREA	2580	LINDEN
SITE	2	N6
PARAMETER	43102	NON-METHANE HYDROCARBONS
UNITS	7	PARTS PER MILLION

YEAR	1980
MONTH	JUNE

DAY	HOUR 00	01	02	03	04	05	06	07	08	09	10	11	12	13	14	15	16	17	18	19	20	21	22	23	DAILY AVG
1	9999	9999	9999	9999	9999	9999	9999	9999	9999	9999	9999	9999	9999	9999	9999	9999	9999	9999	9999	9999	9999	9999	9999	9999	9999
2	9999	9999	9999	9999	9999	9999	9999	9999	9999	9999	9999	9999	9999	9999	9999	9999	9999	9999	9999	9999	9999	9999	9999	9999	9999
3	9999	9999	9999	9999	9999	9999	9999	9999	9999	9999	9999	9999	9999	9999	9999	9999	9999	9999	9999	9999	9999	9999	9999	9999	9999
4	9999	9999	9999	9999	9999	9999	9999	9999	9999	9999	9999	9999	9999	9999	9999	9999	9999	9999	9999	9999	9999	9999	9999	9999	9999
5	9999	9999	9999	9999	9999	9999	9999	9999	9999	9999	9999	9999	9999	9999	9999	9999	9999	9999	9999	9999	9999	9999	9999	9999	9999
6	9999	9999	9999	9999	9999	9999	9999	9999	9999	9999	9999	9999	9999	9999	9999	9999	9999	9999	9999	9999	9999	9999	9999	9999	9999
7	9999	9999	9999	9999	9999	9999	9999	9999	9999	9999	9999	9999	9999	9999	9999	9999	9999	9999	9999	9999	9999	9999	9999	9999	9999
8	9999	9999	9999	9999	9999	9999	9999	9999	9999	9999	9999	9999	9999	9999	9999	9999	9999	9999	9999	9999	9999	9999	9999	9999	9999
9	9999	9999	9999	9999	9999	9999	9999	9999	9999	9999	9999	9999	9999	9999	9999	9999	9999	9999	9999	9999	9999	9999	9999	9999	9999
10	9999	9999	9999	9999	9999	9999	9999	9999	9999	9999	9999	9999	9999	9999	9999	9999	9999	9999	9999	9999	9999	9999	9999	9999	9999
11	9999	9999	9999	9999	9999	9999	9999	9999	9999	9999	9999	9999	9999	9999	9999	9999	9999	9999	9999	9999	9999	9999	9999	9999	9999
12	9999	9999	9999	9999	9999	9999	9999	9999	9999	9999	9999	9999	9999	9999	9999	9999	9999	9999	9999	9999	9999	9999	9999	9999	9999
13	9999	9999	9999	9999	9999	9999	9999	9999	9999	9999	9999	9999	9999	9999	9999	9999	9999	9999	9999	9999	9999	9999	9999	9999	9999
14	9999	9999	9999	9999	9999	9999	9999	9999	9999	9999	9999	9999	9999	9999	9999	9999	9999	9999	9999	9999	9999	9999	9999	9999	9999
15	9999	9999	9999	9999	9999	9999	9999	9999	9999	9999	9999	9999	9999	9999	9999	9999	9999	9999	9999	9999	9999	9999	9999	9999	9999
16	9999	9999	9999	9999	9999	9999	9999	9999	9999	9999	9999	9999	9999	9999	9999	9999	9999	9999	9999	9999	9999	9999	9999	9999	9999
17	9999	9999	9999	9999	9999	9999	9999	9999	9999	9999	9999	9999	9999	9999	9999	9999	9999	9999	9999	9999	9999	9999	9999	9999	9999
18	9999	9999	9999	9999	9999	9999	9999	9999	9999	9999	9999	9999	9999	9999	9999	9999	9999	9999	9999	9999	9999	9999	9999	9999	9999
19	9999	9999	9999	9999	9999	9999	9999	9999	9999	9999	9999	9999	9999	9999	9999	9999	9999	9999	9999	9999	9999	9999	9999	9999	9999
20	9999	9999	9999	9999	9999	9999	9999	9999	9999	9999	9999	9999	9999	9999	9999	9999	9999	9999	9999	9999	.00	.00	.00	.00	9999
21	.00	.00	.00	.00	.00	.00	.00	.00	.00	.00	.00	.00	.00	.00	9999	.00	.03	.00	.00	.15	.60	.84	.66	.81	.13
22	.87	1.11	1.26	1.53	1.29	1.35	1.38	1.98	1.23	.45	.18	.18	.15	.06	.00	.00	.00	.00	.09	.06	.42	1.95	1.35	.33	.72
23	.18	.27	.42	.33	.45	.78	.63	.90	.93	1.17	.93	.42	.15	.03	.00	9999	.06	.09	.12	.39	.33	.33	.21	.36	.41
24	.33	.24	.54	.75	.48	.45	.54	.60	.63	.72	.87	.54	.45	.33	.21	.15	.00	.00	.00	.15	.09	.03	.06	.09	.34
25	.09	.12	.12	.12	.15	9999	.27	.36	.18	.09	.00	.00	.00	.00	.09	.00	.00	.00	.00	.00	.00	.15	.12	.12	.09
26	.12	.09	.03	.15	.30	.27	.30	.33	.21	.21	.27	.09	.03	.03	.03	9999	.00	.00	.00	.27	.60	1.74	.54	.78	.28
27	.81	.75	.48	.51	.87	.90	.51	.39	.27	.15	.00	.12	.00	.00	.00	.00	.00	.12	.12	.06	.33	.06	.21	.33	.29
28	.18	.12	.18	.33	.24	.09	.18	.15	.24	.30	.48	.24	.45	.06	.00	.00	.00	.00	9999	.24	.45	.30	.30	.60	.22
29	.42	.51	.33	.63	.45	.57	.69	.27	.36	.63	.45	.15	.18	.21	.21	.06	.09	.12	.09	.18	.48	.27	.57	1.74	.40
30	1.02	.69	.24	.36	1.62	.51	.21	.57	.30	.15	.15	.06	.06	9999	.03	.06	.06	.03	.03	.06	.06	.06	.06	.06	.28

HOURLY MAX: 1ST 1.98 ON DAY 22 HOUR 7
2ND 1.95 ON DAY 22 HOUR 21

N.E. CORRIDOR HYDROCARBON STUDY
HOURLY AVERAGE REPORT
****

STATE	31	NEW JERSEY
AREA	2580	LINDEN
SITE	2	N6
PARAMETER	43201	METHANE (CH4)
UNITS	7	PARTS PER MILLION

YEAR	1980
MONTH	JULY

DAY	HOUR 00	01	02	03	04	05	06	07	08	09	10	11	12	13	14	15	16	17	18	19	20	21	22	23	DAILY AVG
1	9999	1.96	3.07	3.14	2.49	1.99	1.95	2.14	2.18	1.99	1.97	1.81	2.15	1.88	1.92	9999	1.94	1.93	1.94	1.95	2.02	2.03	2.19	3.26	2.18
2	4.41	3.32	4.24	3.28	3.41	2.37	3.13	2.56	2.13	2.22	2.38	9999	9999	2.13	2.25	2.54	2.98	3.09	2.60	2.42	3.80	7.14	4.39	3.14	3.18
3	3.13	2.35	2.64	2.36	2.59	3.22	2.41	2.32	1.92	1.93	2.00	9999	9999	2.61	1.98	1.51	1.52	2.16	5.63	6.94	6.51	8.91	8.26	8.65	3.71
4	7.93	8.72	4.42	3.16	2.77	2.10	1.97	2.04	2.18	2.22	.91	1.67	1.84	1.81	1.88	9999	9999	2.00	1.87	4.63	3.97	4.71	2.15	3.82	3.13
5	5.40	4.79	3.98	3.58	3.71	4.77	1.89	1.72	1.57	1.54	1.62	1.59	1.63	9999	2.00	1.94	1.82	1.80	1.79	1.75	5.23	2.10	1.90	1.60	2.60
6	1.61	1.67	1.58	1.62	1.59	1.58	1.62	1.65	1.66	1.65	1.70	1.68	1.69	1.69	9999	1.86	1.88	1.89	1.88	1.83	1.85	1.90	2.05	1.91	1.74
7	2.38	2.96	1.98	2.22	1.94	1.98	1.94	1.83	1.84	1.82	9999	9999	1.85	1.84	1.86	1.95	1.95	1.94	1.91	2.41	2.63	2.00	3.00	3.54	2.17
8	2.72	2.37	2.53	2.15	2.06	2.77	2.10	2.26	1.91	1.83	1.83	1.95	9999	2.07	1.93	1.89	1.88	1.84	1.86	1.88	2.29	2.65	3.25	1.99	2.17
9	2.04	3.23	3.21	4.43	4.36	3.67	2.42	2.20	2.03	1.98	2.05	1.97	9999	9999	1.93	1.93	1.96	2.74	3.17	2.00	1.98	2.05	2.07	3.98	2.61
10	5.37	5.98	7.15	8.18	9999	9.98	6.72	3.42	2.70	6.10	2.78	9999	2.76	2.85	2.78	2.72	3.09	3.28	2.83	3.90	5.52	8.58	3.41	3.83	4.95
11	4.14	6.22	4.85	3.92	5.36	2.14	2.23	2.01	1.93	2.03	1.97	9999	1.96	1.96	2.00	2.08	1.98	1.95	2.56	2.44	2.00	2.22	2.59	1.88	2.71
12	1.78	1.77	1.79	1.79	2.15	1.86	1.81	1.82	1.80	1.80	1.79	1.78	1.79	1.79	1.78	1.75	9999	1.93	1.92	2.13	2.87	3.73	3.89	3.58	2.13
13	4.01	4.76	4.14	4.95	5.46	2.70	1.97	2.04	2.00	2.10	1.99	1.97	2.02	9999	1.95	2.31	2.19	2.02	1.99	1.96	2.23	2.09	2.08	2.01	2.65
14	3.85	3.87	3.93	3.67	4.94	4.28	2.04	2.01	1.96	1.95	1.95	2.09	9999	9999	1.95	2.01	2.22	2.32	2.26	2.19	2.07	2.00	2.12	2.93	2.66
15	3.07	2.30	2.56	3.99	2.26	2.44	2.06	2.08	2.05	2.00	9999	2.07	2.11	2.11	2.10	2.18	2.19	2.19	2.42	2.12	2.02	1.89	1.92	2.25	2.28
16	2.16	2.28	2.22	2.61	2.29	2.18	9999	9999	9999	9999	2.02	1.95	1.93	1.95	9999	9999	2.31	2.21	5.17	2.73	2.11	2.08	2.12	2.04	2.35
17	2.16	2.07	1.99	1.96	2.21	2.09	2.14	1.96	1.97	2.51	9999	9999	1.94	1.89	2.06	1.93	1.86	1.87	1.84	1.84	2.89	1.91	2.00	3.30	2.11
18	4.31	4.29	4.23	3.89	3.91	4.24	1.99	2.10	2.08	1.86	1.94	1.90	1.95	1.97	2.09	1.99	2.09	2.95	9999	9999	9999	4.42	4.13	1.84	2.87
19	6.06	5.95	5.07	4.45	6.30	7.32	8.37	6.90	5.56	4.02	3.70	3.60	3.25	3.17	3.72	9999	4.15	4.45	5.41	6.61	1.54	1.50	1.80	2.74	4.59
20	2.89	3.19	3.78	3.33	3.04	2.66	2.32	2.38	2.28	2.00	1.97	2.00	2.07	1.91	1.96	9999	1.82	1.74	1.73	2.56	2.31	3.07	2.74	2.99	2.47
21	1.93	2.23	1.98	2.15	1.92	2.06	1.77	1.77	1.65	1.56	1.71	9999	1.91	1.93	1.95	2.01	2.10	2.02	1.93	2.33	1.87	1.55	1.47	1.82	1.90
22	1.31	1.33	1.34	1.97	1.69	1.79	1.59	1.43	1.31	1.41	1.40	1.37	9999	9999	1.97	2.13	2.25	2.15	2.18	1.92	1.65	1.84	2.18	1.85	1.73
23	1.92	2.30	2.48	2.37	2.25	2.26	2.07	1.89	1.82	1.63	1.52	1.61	1.67	1.66	9999	9999	2.04	2.34	2.32	2.28	3.07	2.99	2.16	2.05	2.12
24	2.05	2.23	2.68	3.50	3.45	4.42	2.92	2.12	2.30	2.11	1.99	9999	9999	1.93	2.15	2.10	2.03	1.89	1.85	1.89	1.91	1.85	2.03	5.36	2.49
25	6.09	7.18	5.26	4.79	4.37	4.73	2.48	2.03	1.83	1.85	1.81	1.79	1.83	9999	9999	1.86	1.79	1.83	1.93	2.08	2.50	2.29	1.89	2.15	2.93
26	2.13	2.67	2.32	2.74	2.95	5.29	2.63	2.00	2.12	1.96	2.00	2.03	1.92	2.18	3.14	2.96	2.49	9999	9999	9999	9999	9999	9999	9999	9999
27	9999	9999	9999	9999	9999	9999	9999	9999	9999	9999	9999	9999	9999	9999	2.57	2.10	1.81	1.79	1.75	1.70	1.63	1.60	1.64	1.69	9999
28	1.66	1.99	5.10	8.77	8.02	4.67	3.54	2.53	1.95	2.00	2.04	2.01	2.02	2.10	2.04	2.13	2.21	2.21	2.29	2.52	2.75	3.12	9999	9999	3.08
29	2.99	3.26	2.79	2.82	2.57	2.25	1.94	2.06	3.44	2.13	1.65	1.61	1.97	9999	1.79	1.80	2.47	2.39	1.86	4.18	5.31	2.52	2.80	2.13	2.55
30	1.85	1.79	1.80	1.85	2.12	2.13	1.80	1.74	1.64	1.61	1.62	9999	1.55	1.56	1.57	1.58	1.59	1.60	1.61	2.09	1.83	2.10	2.68	3.56	1.88
31	3.07	2.48	3.88	3.80	3.78	3.34	2.27	1.75	1.68	1.65	1.62	1.58	1.59	1.61	1.63	1.65	9999	9999	9999	1.73	1.74	1.99	3.62	2.11	2.31

HOURLY MAX: 1ST 10.00 ON DAY 10 HOUR 4
2ND 9.98 ON DAY 10 HOUR 5

N.E. CORRIDOR HYDROCARBON STUDY
HOURLY AVERAGE REPORT
****

STATE	31	NEW JERSEY
AREA	2580	LINDEN
SITE	2	N6
PARAMETER	43102	NON-METHANE HYDROCARBONS
UNITS	7	PARTS PER MILLION

YEAR 1980
MONTH JULY

DAY	HOUR 00	01	02	03	04	05	06	07	08	09	10	11	12	13	14	15	16	17	18	19	20	21	22	23	DAILY AVG
1	9999	.00	.36	.24	.60	.33	.09	.12	.21	.57	.21	.00	.21	.12	.09	.06	.00	.00	.03	.21	.27	.84	.48	.06	.22
2	.09	.21	.42	.30	.21	.15	.09	.06	.00	.00	.48	9999	9999	.12	.12	.36	.69	1.35	2.19	2.52	2.91	2.49	2.49	2.10	.88
3	1.65	1.05	.96	1.47	1.98	1.62	1.68	2.04	1.65	1.08	1.26	9999	9999	1.17	1.14	.96	.93	.12	.18	.45	.12	.72	1.44	2.46	1.19
4	2.70	3.12	.96	.42	.00	.00	.00	.00	.00	.00	.00	9999	9999	9999	9999	9999	9999	.00	.00	.27	.75	1.35	.42	.51	.58
5	.54	.48	1.02	.87	1.17	1.11	.51	.30	.15	.21	.24	.18	.12	9999	.21	.15	.21	.21	.15	.21	.27	.45	.27	.27	.40
6	.21	.18	.24	.18	.15	.18	.15	.12	.09	.15	.09	.12	.06	.06	.06	9999	.00	.00	.00	.00	.03	.06	.12	.33	.11
7	.18	.33	.30	.12	.15	.12	.27	.27	.12	.12	9999	9999	.00	.00	.00	.00	.03	.03	.03	.24	.45	.48	.45	.39	.19
8	.45	.18	.15	.18	.21	.12	.18	.18	.21	.09	.09	.09	9999	.06	.03	.00	.00	.00	.00	.00	.00	.30	.45	.33	.14
9	.06	.93	.42	.33	.57	.42	.48	.42	.36	.48	.45	.09	.03	.09	.06	.06	.18	.42	.12	.48	.87	.36	.24	1.05	.37
10	.87	.51	2.97	6.75	6.51	3.15	.81	.54	1.29	.54	.48	.12	.00	.00	.00	.00	.00	.00	.00	.00	.00	.00	.06	.09	1.03
11	.48	.48	.30	.90	.48	.39	.63	.45	.27	.18	.18	.15	.30	9999	9999	.03	.00	.00	.00	.06	.09	.03	.03	.09	.25
12	.06	.03	.15	.15	.09	.06	.00	.06	.45	.12	.03	.00	.00	.00	.00	.00	.06	.00	.00	.00	.00	.00	.00	.00	.05
13	.00	.00	.00	.00	.00	9999	9999	9999	9999	9999	9999	9999	9999	9999	9999	9999	9999	.00	.00	.00	.12	.45	.42	.30	9999
14	.30	.30	.39	.36	.30	.54	.36	.90	.75	.54	.48	.45	.81	.72	.30	.39	.24	.12	.12	.09	.06	.03	.03	.03	.36
15	.03	9999	.33	.03	.00	.00	.00	.06	.12	.48	.57	.54	.54	.33	1.11	.54	.75	.54	.51	.57	.54	.42	.45	.78	.40
16	.96	.36	.15	.12	.03	.06	.03	.00	.06	.15	[redacted]	[redacted]	.18	.18	.60	.42	.21	.27	.24	.24	.30	.33	.39	.36	.32
17	.30	9999	.24	.18	.21	.33	.21	.18	.18	.21	.15	.09	.09	.03	.12	.12	.12	.18	.03	.03	.06	.03	.00	.09	.14
18	.42	.81	.90	.51	.27	.21	.09	.09	.06	.09	.15	.27	.27	.27	.24	.21	.15	.12	.03	.15	.18	.27	.36	.15	.26
19	.21	1.14	1.14	1.35	1.77	.39	.69	2.04	.87	.57	.51	.39	.33	.27	.09	9999	.24	.27	.93	1.50	1.08	.09	.09	.06	.70
20	.06	.09	.09	.15	.15	.15	.15	.15	.33	.27	.18	.12	.21	.12	.09	.03	.03	.06	.03	9999	.03	.00	.18	.21	.13
21	.21	.21	.24	.15	.15	.21	.33	.42	.33	.33	.33	.30	.27	.21	.18	.15	9999	.03	.00	.00	.00	.09	.03	.09	.19
22	.12	.09	.09	.00	.00	.12	.00	.00	.03	.00	.00	.06	.30	.30	.39	.30	.00	.06	.00	.03	.00	.03	.12	.06	.09
23	.03	.09	.09	.15	.12	.24	.09	.03	.12	.33	.48	.33	.15	.21	9999	9999	.12	.06	.12	.18	.33	.27	.27	.27	.19
24	.24	.27	.21	.24	.18	.48	.87	.93	.87	.60	.21	.18	.09	.06	.03	.00	.03	.03	.03	.12	.60	.54	.63	.63	.34
25	.87	.69	.99	1.32	.78	.54	.90	.90	.63	.33	.15	.03	.03	.00	.00	.03	.00	.00	.15	.48	.51	.39	.39	.33	.44
26	.39	.54	.60	.51	.57	.63	.54	.78	.45	.30	.24	.21	.15	.12	.09	.12	.12	.09	.18	.21	.87	.39	.09	.06	.34
27	.06	.12	.12	.12	.09	.12	.06	.06	.09	.09	.06	.15	.12	.09	.12	.06	.03	.00	.06	.09	.12	.24	.24	.09	.10
28	.09	.06	.06	.09	.18	.27	.39	.21	.03	.03	.00	.00	.15	.12	.15	.15	.18	.18	.18	.18	.18	.24	9999	9999	.14
29	.21	.24	.21	.15	.18	.24	.60	.90	1.14	1.14	1.65	.84	1.44	9999	.90	.93	.72	.51	.39	.57	2.13	1.44	1.17	.99	.81
30	.75	.57	.36	.24	.15	.30	.21	.27	.21	.15	9999	9999	.09	.06	.03	.03	.06	.09	.09	.93	1.53	2.79	2.25	1.17	.56
31	.93	.75	.63	.51	.48	.48	.48	.45	.39	.33	.27	.24	.18	.12	.00	.03	.06	.09	9999	.75	1.02	.99	.87	.75	.47

HOURLY MAX: 1ST 6.75 ON DAY 10 HOUR 3
2ND 6.51 ON DAY 10 HOUR 4

N.E. CORRIDOR HYDROCARBON STUDY
HOURLY AVERAGE REPORT
****

STATE	31	NEW JERSEY
AREA	2580	LINDEN
SITE	2	N6
PARAMETER	43201	METHANE (CH4)
UNITS	7	PARTS PER MILLION

YEAR	1980
MONTH	AUGUST

DAY	HOUR 00	01	02	03	04	05	06	07	08	09	10	11	12	13	14	15	16	17	18	19	20	21	22	23	DAILY AVG
1	9999	9999	9999	9999	9999	9999	9999	9999	9999	9999	9999	9999	9999	9999	9999	9999	9999	9999	9999	9999	9999	9999	9999	9999	9999
2	1.69	1.70	1.74	1.70	2.36	2.45	1.70	1.67	1.79	1.80	1.77	1.88	1.99	2.10	9999	2.58	3.37	2.17	1.77	4.94	4.71	9999	9999	9999	2.29
3	9999	1.90	3.83	4.82	4.04	3.65	4.70	4.37	3.60	1.80	1.85	1.72	1.66	1.72	9999	9999	1.85	1.92	1.90	1.90	2.04	1.90	2.03	2.00	2.63
4	1.80	1.81	1.85	2.98	4.32	6.65	4.86	3.65	2.75	2.09	1.91	9999	2.04	2.98	3.46	3.88	4.86	4.11	3.50	3.15	9999	9999	9999	9999	3.30
5	9999	9999	9999	9999	9999	9999	9999	9999	2.17	2.09	2.18	2.04	3.40	3.49	3.44	9999	9999	2.10	2.57	2.96	5.12	4.96	3.07	2.82	9999
6	4.17	5.28	2.43	2.08	2.56	2.68	2.26	1.92	1.82	1.89	1.81	1.83	9999	9999	9999	1.74	1.73	1.71	1.72	2.17	1.79	1.75	1.67	1.66	2.22
7	1.76	3.13	3.53	2.46	2.45	1.97	1.77	1.75	1.93	1.86	1.84	1.70	9999	9999	1.80	1.92	2.09	1.98	2.13	2.53	2.65	2.02	2.25	1.86	2.15
8	2.13	2.02	2.33	2.36	2.59	2.55	2.55	2.06	1.95	1.76	1.97	1.80	1.91	9999	2.16	2.14	2.21	2.29	2.64	1.87	3.18	3.20	3.31	2.52	2.33
9	2.26	1.96	1.68	1.62	1.60	1.66	1.54	1.54	1.49	1.49	1.52	1.53	1.64	1.67	1.61	9999	9999	1.71	2.14	4.56	5.36	6.11	6.95	3.51	2.51
10	5.02	6.48	6.63	6.26	6.48	6.49	5.98	3.07	2.83	2.14	2.11	2.35	2.33	2.42	9999	9999	3.27	3.57	3.81	2.80	2.16	1.77	1.76	1.73	3.70
11	1.81	1.85	2.31	1.96	1.80	1.76	1.77	1.78	1.79	1.98	1.76	2.07	2.36	2.28	9999	9999	3.02	7.46	2.50	4.58	6.58	5.55	3.08	2.43	2.84
12	1.92	1.89	2.09	2.24	2.85	1.90	1.77	2.10	2.04	1.91	1.79	1.66	1.63	1.63	1.63	9999	9999	1.70	1.72	4.39	4.91	4.74	3.88	2.51	2.40
13	3.03	4.32	1.94	2.21	3.49	3.28	3.07	2.86	2.65	2.43	2.22	2.01	1.80	1.70	1.68	9999	1.79	1.77	1.78	1.80	3.38	4.80	3.94	4.42	2.71
14	4.48	4.14	5.25	4.23	3.18	2.65	2.38	2.22	2.18	2.14	2.11	9999	2.14	1.96	1.97	2.15	2.05	1.96	2.37	2.39	2.72	3.22	4.05	3.65	2.85
15	3.62	2.90	2.81	2.56	4.19	2.40	2.35	2.57	1.91	1.84	1.89	9999	1.93	1.79	1.80	1.81	1.82	1.83	1.83	1.84	1.85	1.86	1.92	2.05	2.23
16	1.87	1.79	1.76	1.73	1.72	1.72	1.72	1.71	1.75	1.75	1.74	1.73	1.72	1.71	9999	1.77	1.79	2.02	2.72	2.00	2.16	3.77	2.01	2.86	1.98
17	4.05	2.70	2.59	3.51	4.86	5.03	3.53	2.16	2.03	9999	9999	9999	9999	9999	9999	2.47	2.33	3.46	2.46	2.67	2.65	2.64	2.68	3.46	3.07
18	3.89	5.12	4.74	5.76	6.10	6.64	3.75	2.85	3.34	2.90	3.06	2.83	2.62	9999	9999	2.04	1.70	1.70	1.72	1.74	1.70	1.64	2.13	8.46	3.47
19	3.73	3.61	8.16	7.55	6.87	6.52	3.46	9999	2.51	2.41	2.15	2.07	2.00	1.92	1.85	9999	2.10	3.51	4.81	8.19	2.60	2.38	2.38	4.50	3.88
20	3.02	2.78	2.87	2.74	2.22	2.18	2.72	2.69	2.16	2.00	1.96	1.93	1.83	9999	2.28	2.30	2.66	2.10	1.92	1.99	2.87	2.64	2.64	2.63	2.40
21	2.16	1.86	1.88	2.01	2.53	1.98	1.99	2.14	2.01	9999	2.33	2.06	2.20	2.01	2.05	2.00	1.98	2.31	2.01	2.31	2.61	2.20	1.99	2.56	2.14
22	2.19	2.59	2.74	1.96	1.87	2.30	2.32	1.91	1.86	1.84	1.83	1.81	1.80	1.78	1.76	1.75	1.83	2.92	9999	9999	3.93	2.07	3.32	4.01	2.29
23	2.89	3.17	3.65	3.07	3.38	4.09	2.11	1.93	1.92	1.92	1.92	1.92	1.92	1.92	1.92	1.92	9999	3.62	5.68	4.74	5.23	4.66	5.85	5.70	3.27
24	4.09	3.86	2.36	3.88	2.95	2.57	2.38	2.25	2.13	2.00	1.87	9999	1.89	2.07	2.23	2.35	3.40	9999	9999	9999	9999	9999	9999	9999	9999
25	9999	9999	9999	9999	9999	9999	3.84	2.24	2.06	2.17	9999	9999	9999	9999	9999	9999	9999	9999	9999	9999	9999	9999	9999	9999	9999
26	9999	9999	9999	9999	9999	9999	9999	9999	9999	9999	9999	9999	9999	9999	9999	9999	2.67	2.06	1.94	1.94	1.97	2.70	4.89	5.95	9999
27	4.55	6.09	5.61	3.54	4.72	5.47	5.92	2.29	2.01	1.83	1.75	1.80	9999	1.91	1.91	1.91	1.93	1.91	2.39	2.98	1.95	1.87	1.90	2.84	3.00
28	2.94	2.49	2.08	2.01	2.05	2.09	2.08	1.98	1.88	1.94	1.81	1.81	9999	2.06	2.08	1.97	2.00	3.57	3.09	2.43	2.31	2.70	2.77	2.81	2.30
29	2.61	4.04	2.39	2.27	2.75	2.09	2.38	2.19	2.15	2.03	2.13	2.81	2.86	9999	2.36	2.76	2.97	2.34	2.33	2.65	3.09	2.59	1.85	1.98	2.51
30	4.34	4.91	4.08	2.16	2.04	1.97	1.95	1.97	1.88	1.96	2.29	2.70	2.72	2.98	3.10	2.95	9999	1.89	1.82	1.75	1.74	1.74	2.01	2.17	2.48
31	2.76	2.68	2.76	2.21	1.95	2.59	2.35	2.54	2.35	2.13	2.34	1.92	2.04	2.02	9999	2.06	2.04	1.77	1.82	1.93	1.75	1.86	2.04	1.64	2.15

HOURLY MAX: 1ST 8.46 ON DAY 18 HOUR 23
2ND 8.19 ON DAY 19 HOUR 19

N.E. CORRIDOR HYDROCARBON STUDY
HOURLY AVERAGE REPORT
****

STATE 31 NEW JERSEY
AREA 2580 LINDEN
SITE 2 N6
PARAMETER 43102 NON-METHANE HYDROCARBONS
UNITS 7 PARTS PER MILLION

YEAR 1980
MONTH AUGUST

DAY	00	01	02	03	04	05	06	07	08	09	10	11	12	13	14	15	16	17	18	19	20	21	22	23	DAILY AVG
													HOUR												
1	.57	.51	.57	.45	.69	5.34	3.12	.72	.21	.63	.24	.33	.42	.51	.45	.48	.51	9999	9999	9999	.84	1.56	.48	.18	.90
2	.15	.12	.09	.12	.12	.15	.18	.12	.12	.09	.09	.06	.09	1.20	3.00	9999	.24	.00	.09	.33	.81	1.08	.87	.75	.43
3	.96	.36	.51	2.61	1.83	1.11	.51	.18	.09	.18	.15	.03	.12	.09	.09	9999	9999	.51	.48	.51	.51	.45	.30	.30	.54
4	.33	.39	.51	.57	.75	.87	.93	.81	.84	.81	.90	1.02	9999	.30	.12	.09	.21	1.20	1.23	1.50	.90	.66	.06	.72	.68
5	1.41	.84	.54	1.59	3.48	5.13	2.91	.21	.48	.57	.96	.48	.42	.51	.42	.75	9999	1.26	1.38	1.92	2.40	2.70	2.40	1.26	1.48
6	1.47	1.89	2.34	1.35	1.38	1.44	1.59	1.71	1.41	1.29	1.14	.96	.93	9999	9999	.06	.03	.03	.09	.24	.36	.27	.30	.27	.93
7	.30	.27	.72	.66	.54	.36	.54	.51	.36	.30	.33	.30	.48	.15	.09	.03	.03	.06	.12	.18	.21	1.62	.75	1.05	.42
8	1.53	.66	.45	.42	.48	.42	.63	.72	.69	1.14	.45	.45	.33	.21	.21	9999	9999	.15	.30	2.13	3.21	4.38	6.00	6.60	1.43
9	7.29	3.51	.60	.24	.15	.09	.15	.12	.06	.03	.03	.00	.03	.03	.03	.03	.03	.06	9999	.00	.00	.09	.30	.60	.59
10	.84	.39	.57	.21	.84	.42	.27	1.05	.81	.51	.24	.03	.00	.00	.00	9999	9999	9999	.12	.12	.12	.12	.12	.12	.33
11	.09	.12	.06	.06	.12	.12	.09	.09	.15	.27	.33	.48	.39	.21	.15	.18	.42	.72	.51	.51	1.44	1.65	.45	.87	.40
12	.15	.21	.21	.18	.15	.18	.36	.54	.36	.33	.24	.24	.15	.12	.12	9999	9999	.09	.15	.99	2.22	1.98	2.04	1.05	.55
13	.84	.84	.66	.48	.69	.51	.45	.33	.30	.30	.18	.12	.12	.09	.12	.09	9999	.12	.12	.15	.63	.48	.69	.93	.40
14	1.05	1.56	1.05	1.29	1.92	2.13	1.38	1.89	1.23	1.38	.96	1.11	2.40	2.01	1.17	1.20	1.17	1.02	.75	.57	.45	.39	.39	9999	1.24
15	.27	.24	.30	.45	.33	.24	.18	.18	.18	.18	.30	.81	.45	.45	.45	.45	.42	.45	.57	.63	.63	1.02	.51	.33	.42
16	9999	9999	.33	.15	.09	.09	.12	.09	.27	.21	.30	.78	.39	.42	1.05	.60	.51	.90	1.14	.93	.75	.48	.24	.45	.47
17	.72	.63	.51	.60	.99	1.17	.78	.45	.24	9999	9999	9999	9999	9999	9999	.27	.00	.00	.00	.00	.00	.00	.00	.00	.35
18	.00	.00	.00	9999	9999	.15	.27	.27	.18	.30	.42	.30	.30	.75	2.37	1.47	2.04	2.34	1.77	2.37	1.26	.81	.63	.42	.84
19	.57	.51	.42	.36	.27	9999	.27	.36	.42	.48	2.82	1.11	.78	.57	.60	.63	.87	1.05	.57	.48	.69	1.08	1.29	1.68	.78
20	1.38	1.89	1.89	9999	9999	.54	.93	.51	.48	.57	.69	.72	.81	.63	.81	.60	.57	.51	.39	.36	.54	.27	.21	.36	.71
21	.60	.51	.54	.66	.63	.72	.72	9999	9999	.48	.27	.66	.30	.33	.54	.57	.48	.57	.51	.39	.63	.69	.57	.69	.55
22	.57	.48	.87	.69	.63	.45	.60	.57	.66	.54	.48	.45	.33	.27	.39	1.26	.30	9999	9999	1.98	3.03	2.58	1.20	1.65	.91
23	1.71	1.44	1.02	.78	.96	.66	.42	.42	.42	.27	.30	.36	.18	.27	.27	.27	9999	.27	.33	.33	1.41	1.02	1.32	1.08	.67
24	.93	1.05	.69	.81	.78	.54	.42	.51	.39	.21	.21	9999	.18	.30	.78	.36	.12	.09	.12	.54	1.71	2.58	2.31	1.08	.73
25	1.89	1.59	1.08	1.77	.90	1.11	1.11	1.29	1.02	.72	.72	9999	9999	9999	9999	9999	9999	9999	9999	9999	9999	9999	9999	9999	9999
26	9999	9999	9999	9999	9999	9999	9999	9999	9999	9999	9999	9999	9999	9999	9999	9999	.12	.12	.36	1.05	.36	.45	.75	.81	9999
27	.99	1.41	1.62	1.32	1.44	1.29	1.17	.93	.57	.30	.24	.18	9999	.15	.21	.27	.36	.42	.48	.54	.60	.66	.72	.63	.72
28	.54	2.31	.54	.54	.54	.69	.87	.99	.63	.39	.33	.27	9999	.15	.15	.18	.21	.21	.30	.30	.48	.12	.27	.27	.49
29	.60	.15	.45	.60	.51	.42	.30	.24	.12	.09	.06	.03	.06	9999	.12	.12	.15	.09	.03	.09	.12	.15	.30	.33	.22
30	.06	.09	.18	.42	.33	.21	.09	.15	.63	.21	.12	.15	.18	.18	.21	.24	9999	.06	.12	.21	.15	.15	.18	.18	.20
31	.21	.21	.24	.00	.00	.00	.00	.00	.03	.03	.06	.09	.09	.12	9999	.09	.09	.09	.45	.57	.21	.12	.06	.00	.12

HOURLY MAX: 1ST 7.29 ON DAY 9 HOUR 0
2ND 6.60 ON DAY 8 HOUR 23

N.E. CORRIDOR HYDROCARBON STUDY
HOURLY AVERAGE REPORT
****

STATE	31	NEW JERSEY
AREA	2580	LINDEN
SITE	2	N6
PARAMETER	43201	METHANE (CH4)
UNITS	7	PARTS PER MILLION

YEAR	1980
MONTH	SEPTEMBER

	HOUR																								DAILY
DAY	00	01	02	03	04	05	06	07	08	09	10	11	12	13	14	15	16	17	18	19	20	21	22	23	AVG
1	2.07	2.67	2.77	2.94	2.65	2.37	2.44	2.19	2.06	9999	9999	2.29	2.33	2.36	2.31	2.24	2.23	2.16	2.14	2.00	1.90	1.88	1.93	2.57	2.30
2	2.98	2.29	5.00	3.40	2.73	4.04	2.68	2.66	2.16	2.02	1.98	2.06	1.98	9999	2.03	2.00	2.17	2.20	2.47	2.12	1.67	1.71	1.59	1.47	2.41
3	1.47	1.45	1.47	1.48	1.42	1.60	1.43	1.52	1.58	1.51	1.74	1.53	1.70	1.55	1.72	9999	2.21	2.56	1.90	1.94	2.60	4.23	4.52	5.36	2.11
4	5.92	6.15	6.47	6.04	4.19	2.98	4.80	3.28	3.15	2.45	2.55	9999	2.66	2.74	2.95	2.47	1.86	1.78	1.76	1.77	1.74	1.77	1.72	1.84	3.18
5	1.82	2.65	2.07	3.39	2.15	1.79	1.79	1.67	1.69	1.73	1.73	1.84	1.75	1.78	1.76	2.54	2.83	9999	9999	9999	1.93	1.85	2.18	3.51	2.12
6	3.28	2.24	1.90	3.13	1.95	2.70	2.48	2.39	2.42	2.64	2.43	9999	1.90	2.43	2.60	2.87	3.25	2.13	1.81	1.84	2.17	2.52	3.14	2.72	2.48
7	3.65	2.15	2.15	2.18	1.99	2.48	2.36	1.82	1.91	1.83	1.88	9999	1.92	2.00	2.10	1.95	1.84	1.85	1.89	1.90	1.87	2.02	3.72	3.20	2.20
8	4.76	4.61	3.57	5.22	4.89	3.18	3.35	2.05	2.18	1.97	2.00	1.92	9999	9999	1.86	1.95	1.81	2.16	1.93	3.22	2.90	5.09	4.97	6.32	3.27
9	5.22	5.98	4.93	5.51	3.80	3.33	3.39	3.47	3.13	9999	9999	2.32	2.67	2.56	2.27	2.16	2.07	1.91	1.93	1.85	1.86	1.86	2.07	2.31	3.03
10	2.03	2.20	2.61	1.83	1.79	1.91	1.83	1.98	1.98	1.96	1.97	9999	9999	2.01	1.87	1.88	1.95	2.22	3.04	2.03	9999	9999	9999	4.63	2.20
11	5.61	5.67	4.17	5.77	3.16	3.83	2.63	1.99	1.91	1.85	1.78	9999	1.84	1.83	2.04	2.10	2.07	2.35	2.68	2.71	2.85	2.10	1.99	2.20	2.83
12	2.28	1.90	2.03	2.50	2.63	5.57	5.61	3.84	2.30	1.94	9999	9999	1.94	2.57	2.76	2.74	3.00	3.80	3.49	2.12	9999	9999	9999	9999	2.95
13	9999	9999	9999	9999	9999	9999	9999	9999	9999	2.88	2.29	2.41	9999	9999	9999	9999	9999	9999	9999	9999	9999	9999	9999	9999	9999
14	9999	9999	9999	9999	9999	9999	9999	9999	9999	9999	9999	9999	9999	9999	9999	9999	9999	9999	9999	9999	9999	9999	9999	9999	9999
15	9999	9999	9999	9999	9999	9999	9999	9999	9999	9999	9999	9999	9999	9999	9999	9999	9999	9999	9999	9999	9999	9999	9999	9999	9999
16	9999	9999	9999	9999	9999	9999	9999	9999	9999	9999	9999	9999	9999	9999	9999	9999	9999	9999	9999	9999	9999	9999	9999	9999	9999
17	9999	9999	9999	9999	9999	9999	9999	9999	9999	9999	9999	9999	9999	9999	9999	9999	9999	9999	9999	9999	9999	9999	9999	9999	9999
18	9999	9999	9999	9999	9999	9999	9999	9999	9999	9999	9999	9999	9999	9999	9999	9999	9999	9999	9999	9999	9999	9999	9999	9999	9999
19	9999	9999	9999	9999	9999	9999	9999	9999	9999	9999	9999	9999	9999	9999	9999	9999	9999	9999	9999	9999	9999	9999	9999	9999	9999
20	9999	9999	9999	9999	9999	9999	9999	9999	9999	9999	9999	9999	9999	9999	9999	9999	9999	9999	9999	9999	9999	9999	9999	9999	9999
21	9999	9999	9999	9999	9999	9999	9999	9999	9999	9999	9999	9999	9999	9999	9999	9999	9999	9999	9999	9999	9999	9999	9999	9999	9999
22	9999	9999	9999	9999	9999	9999	9999	9999	9999	9999	9999	9999	9999	9999	9999	9999	9999	9999	9999	9999	9999	9999	9999	9999	9999
23	9999	9999	9999	9999	9999	9999	9999	9999	9999	9999	9999	9999	9999	9999	9999	9999	9999	9999	9999	9999	9999	9999	9999	9999	9999
24	9999	9999	9999	9999	9999	9999	9999	9999	9999	9999	9999	9999	9999	9999	9999	9999	9999	9999	9999	9999	9999	9999	9999	9999	9999
25	9999	9999	9999	9999	9999	9999	9999	9999	9999	9999	9999	9999	9999	9999	9999	9999	9999	9999	9999	9999	9999	9999	9999	9999	9999
26	9999	9999	9999	9999	9999	9999	9999	9999	9999	9999	9999	9999	9999	9999	9999	9999	9999	9999	9999	9999	9999	9999	9999	9999	9999
27	9999	9999	9999	9999	9999	9999	9999	9999	9999	9999	9999	9999	9999	9999	9999	9999	9999	9999	9999	9999	9999	9999	9999	9999	9999
28	9999	9999	9999	9999	9999	9999	9999	9999	9999	9999	9999	9999	9999	9999	9999	9999	9999	9999	9999	9999	9999	9999	9999	9999	9999
29	9999	9999	9999	9999	9999	9999	9999	9999	9999	9999	9999	9999	9999	9999	9999	9999	9999	9999	9999	9999	9999	9999	9999	9999	9999
30	9999	9999	9999	9999	9999	9999	9999	9999	9999	9999	9999	9999	9999	9999	9999	9999	9999	9999	9999	9999	9999	9999	9999	9999	9999

HOURLY MAX: 1ST 6.47 ON DAY 4 HOUR 2
2ND 6.32 ON DAY 8 HOUR 23

N.E. CORRIDOR HYDROCARBON STUDY
HOURLY AVERAGE REPORT
****

STATE 31 NEW JERSEY
AREA 2580 LINDEN
SITE 2 N6
PARAMETER 43102 NON-METHANE HYDROCARBONS
UNITS 7 PARTS PER MILLION

YEAR 1980
MONTH SEPTEMBER

DAY	HOUR 00	01	02	03	04	05	06	07	08	09	10	11	12	13	14	15	16	17	18	19	20	21	22	23	DAILY AVG
1	.00	.00	.00	.00	.00	.00	.00	.00	.00	9999	9999	.12	.06	.12	.09	.03	.03	.09	.21	.09	.00	.00	.06	.03	.04
2	.06	.15	.27	.27	.24	.30	.42	.45	.45	.27	.48	.78	9999	9999	.03	.00	.00	.00	.00	.00	.00	.00	.00	.00	.19
3	.00	.00	.00	.00	.00	.00	.00	.00	.00	.00	.00	.00	.00	.00	.00	9999	.00	.00	.00	.00	.12	.60	.87	1.53	.14
4	.99	.84	.81	2.34	.78	.84	1.32	1.62	.78	.54	9999	9999	.15	.18	.12	.15	.06	.06	.03	.06	.21	.39	.12	1.59	.64
5	1.44	.84	.69	1.08	.60	.18	.30	.36	.42	.57	.24	1.26	.66	.24	.57	.27	.27	9999	9999	.18	.72	.30	.21	.18	.53
6	.21	.21	.24	.27	.57	.57	1.05	.72	.99	.63	.45	9999	9999	.12	.12	.09	.09	.09	.36	.90	.90	.27	.30	.36	.43
7	.69	.48	.42	.33	.75	.30	.24	.12	.03	.03	.03	.09	9999	.06	.09	.06	.03	.03	.09	.18	.27	.24	.54	.33	.24
8	1.05	.45	.45	.57	.69	.48	1.32	1.41	.69	.39	.21	.15	.12	.18	9999	.18	.18	.09	.15	.33	.42	.72	.63	1.08	.52
9	1.53	1.65	2.07	2.61	2.76	2.28	1.11	1.65	.84	.81	1.47	1.44	1.68	.69	9999	9999	.06	.06	.06	.09	.00	.00	.00	.00	1.04
10	.48	.12	.06	.06	.03	.03	.03	.09	.12	.15	.18	.12	.06	.21	.18	.27	.27	.15	.09	.06	9999	.09	.06	.12	.13
11	.12	.18	.27	.60	.39	9999	9999	9999	1.74	1.47	1.29	.84	1.02	.78	.90	1.11	.54	.30	.18	9999	9999	.09	.09	.09	.63
12	.12	.09	.15	.21	.33	.39	.45	.27	.21	.21	.21	.24	.21	.30	.39	.93	.84	.99	1.41	.75	.51	9999	.45	.33	.43
13	.30	.21	.18	.12	.21	.18	.30	.90	1.05	1.41	2.40	8.25	6.81	6.06	3.60	3.54	3.57	3.45	3.99	.30	.21	.12	.09	9999	2.05
14	9999	9999	9999	9999	9999	9999	9999	9999	9999	9999	9999	9999	9999	9999	9999	9999	9999	9999	9999	9999	9999	9999	9999	9999	9999
15	9999	9999	9999	9999	9999	9999	9999	9999	9999	9999	9999	9999	9999	9999	9999	9999	9999	9999	9999	9999	9999	9999	9999	9999	9999
16	9999	9999	9999	9999	9999	9999	9999	9999	9999	9999	9999	9999	9999	9999	9999	9999	9999	9999	9999	9999	9999	9999	9999	9999	9999
17	9999	9999	9999	9999	9999	9999	9999	9999	9999	9999	9999	9999	9999	9999	9999	9999	9999	9999	9999	9999	9999	9999	9999	9999	9999
18	9999	9999	9999	9999	9999	9999	9999	9999	9999	9999	9999	9999	9999	9999	9999	9999	9999	9999	9999	9999	9999	9999	9999	9999	9999
19	9999	9999	9999	9999	9999	9999	9999	9999	9999	9999	9999	9999	9999	9999	9999	9999	9999	9999	9999	9999	9999	9999	9999	9999	9999
20	9999	9999	9999	9999	9999	9999	9999	9999	9999	9999	9999	9999	9999	9999	9999	9999	9999	9999	9999	9999	9999	9999	9999	9999	9999
21	9999	9999	9999	9999	9999	9999	9999	9999	9999	9999	9999	9999	9999	9999	9999	9999	9999	9999	9999	9999	9999	9999	9999	9999	9999
22	9999	9999	9999	9999	9999	9999	9999	9999	9999	9999	9999	9999	9999	9999	9999	9999	9999	9999	9999	9999	9999	9999	9999	9999	9999
23	9999	9999	9999	9999	9999	9999	9999	9999	9999	9999	9999	9999	9999	9999	9999	9999	9999	9999	9999	9999	9999	9999	9999	9999	9999
24	9999	9999	9999	9999	9999	9999	9999	9999	9999	9999	9999	9999	9999	9999	9999	9999	9999	9999	9999	9999	9999	9999	9999	9999	9999
25	9999	9999	9999	9999	9999	9999	9999	9999	9999	9999	9999	9999	9999	9999	9999	9999	9999	9999	9999	9999	9999	9999	9999	9999	9999
26	9999	9999	9999	9999	9999	9999	9999	9999	9999	9999	9999	9999	9999	9999	9999	9999	9999	9999	9999	9999	9999	9999	9999	9999	9999
27	9999	9999	9999	9999	9999	9999	9999	9999	9999	9999	9999	9999	9999	9999	9999	9999	9999	9999	9999	9999	9999	9999	9999	9999	9999
28	9999	9999	9999	9999	9999	9999	9999	9999	9999	9999	9999	9999	9999	9999	9999	9999	9999	9999	9999	9999	9999	9999	9999	9999	9999
29	9999	9999	9999	9999	9999	9999	9999	9999	9999	9999	9999	9999	9999	9999	9999	9999	9999	9999	9999	9999	9999	9999	9999	9999	9999
30	9999	9999	9999	9999	9999	9999	9999	9999	9999	9999	9999	9999	9999	9999	9999	9999	9999	9999	9999	9999	9999	9999	9999	9999	9999

HOURLY MAX: 1ST 8.25 ON DAY 13 HOUR 11
2ND 6.81 ON DAY 13 HOUR 12

N.E. CORRIDOR HYDROCARBON STUDY
HOURLY AVERAGE REPORT
****

STATE	31	NEW JERSEY
AREA	3480	NEWARK
SITE	4	N7A
PARAMETER	43201	METHANE (CH4)
UNITS	7	PARTS PER MILLION

YEAR 1980
MONTH JUNE

HOUR

DAY	00	01	02	03	04	05	06	07	08	09	10	11	12	13	14	15	16	17	18	19	20	21	22	23	DAILY AVG
1	9999	9999	9999	9999	9999	9999	9999	9999	9999	9999	9999	9999	9999	9999	9999	9999	9999	9999	9999	9999	9999	9999	9999	9999	9999
2	9999	9999	9999	9999	9999	9999	9999	9999	9999	9999	9999	9999	9999	9999	9999	9999	9999	9999	9999	9999	9999	9999	9999	9999	9999
3	9999	9999	9999	9999	9999	9999	9999	9999	9999	9999	9999	9999	9999	9999	9999	9999	9999	9999	9999	9999	9999	9999	9999	9999	9999
4	9999	9999	9999	9999	9999	9999	9999	9999	9999	9999	9999	9999	9999	9999	9999	9999	9999	9999	9999	9999	9999	9999	9999	9999	9999
5	9999	9999	9999	9999	9999	9999	9999	9999	9999	9999	9999	9999	9999	9999	9999	9999	9999	9999	9999	9999	9999	9999	9999	9999	9999
6	9999	9999	9999	9999	9999	9999	9999	9999	9999	9999	9999	9999	9999	9999	9999	9999	9999	9999	1.75	1.74	2.14	1.78	1.56	1.53	9999
7	1.64	1.97	1.96	1.72	2.33	1.93	1.57	1.57	1.52	1.43	1.41	1.38	1.34	1.33	1.32	1.30	1.32	1.35	1.39	1.43	3.43	5.66	2.44	1.72	1.85
8	3.55	5.78	1.80	1.85	2.09	1.57	1.64	1.67	1.81	2.04	1.67	1.34	1.21	1.20	1.26	1.29	1.31	1.33	1.35	1.38	1.40	1.42	1.45	1.47	1.79
9	1.49	1.49	1.53	1.57	1.60	1.54	1.52	1.47	1.45	1.43	1.44	1.51	1.79	1.82	1.79	1.78	1.72	1.69	1.75	1.78	1.76	1.86	1.87	1.85	1.65
10	1.85	1.79	1.76	1.89	1.98	1.94	1.87	1.83	1.76	1.73	1.78	1.80	1.70	1.94	1.92	1.88	1.88	1.84	1.88	1.82	1.87	1.93	1.86	1.87	1.85
11	1.94	2.02	2.09	2.04	1.93	1.87	1.70	1.64	1.61	9999	1.60	1.59	1.64	1.66	1.64	1.61	1.58	1.62	1.66	1.69	1.73	1.82	1.93	1.98	1.76
12	2.04	2.00	2.20	2.68	2.94	2.42	1.78	1.55	1.50	1.40	9999	1.43	1.41	1.42	1.41	1.42	1.40	1.37	1.35	1.50	1.67	2.23	2.47	2.73	1.84
13	2.01	2.53	3.18	3.10	2.84	2.56	2.24	2.63	4.78	2.30	1.77	1.53	9999	1.44	1.36	1.26	1.19	1.12	1.06	1.01	1.02	1.12	1.66	1.25	1.95
14	1.13	1.15	1.19	1.39	1.43	1.45	1.54	1.44	.60	.46	.63	.60	.47	.26	.38	.54	.45	.37	.31	1.13	1.21	.46	9999	9999	.85
15	9999	9999	9999	9999	9999	9999	9999	9999	9999	9999	9999	9999	9999	9999	9999	9999	9999	9999	9999	9999	9999	9999	9999	9999	9999
16	9999	9999	9999	9999	9999	9999	9999	9999	9999	9999	9999	9999	9999	9999	9999	9999	9999	9999	9999	9999	9999	9999	9999	9999	9999
17	9999	9999	9999	9999	9999	9999	9999	9999	9999	9999	9999	9999	9999	9999	9999	9999	9999	9999	9999	9999	9999	9999	9999	9999	9999
18	9999	9999	9999	9999	9999	9999	9999	9999	9999	9999	9999	9999	9999	1.98	1.89	1.86	1.90	1.94	1.98	2.17	2.49	2.77	2.57	2.09	9999
19	2.28	2.14	2.20	2.38	2.48	2.43	2.22	2.01	1.98	1.94	1.93	9999	2.01	1.85	1.87	1.90	1.89	1.96	1.86	1.88	1.83	1.95	2.08	1.86	2.04
20	1.96	2.97	1.94	1.81	1.88	1.99	1.93	1.93	2.10	1.93	1.82	1.82	1.78	1.77	1.78	1.77	1.76	1.82	1.82	1.82	1.75	1.76	1.78	1.80	1.90
21	1.84	1.82	1.83	1.82	1.80	1.79	1.78	1.76	1.76	1.76	1.76	1.76	1.76	1.76	1.76	1.76	1.75	1.75	1.73	1.78	1.86	1.86	1.80	1.83	1.79
22	2.00	2.17	2.14	2.43	2.58	2.67	2.47	2.21	3.18	3.47	1.84	1.74	1.74	1.73	1.72	1.72	1.71	1.89	1.97	2.57	2.81	2.08	2.52	2.29	2.24
23	2.29	2.09	2.11	2.39	2.95	2.77	2.48	2.06	9999	9999	9999	9999	9999	9999	9999	9999	9999	9999	9999	9999	9999	9999	9999	9999	9999
24	9999	9999	9999	9999	9999	9999	9999	9999	9999	9999	9999	9999	9999	9999	9999	9999	9999	1.78	1.81	1.86	1.95	1.82	1.79	1.82	9999
25	1.86	1.88	1.83	2.03	2.01	1.95	1.90	1.77	1.79	9999	1.75	1.76	1.72	1.76	1.74	1.75	1.77	1.74	1.78	1.75	1.78	1.96	1.86	1.83	1.82
26	1.79	1.78	1.82	1.80	1.93	2.54	2.37	2.00	1.69	1.71	1.91	9999	1.69	1.67	1.65	1.64	1.63	1.67	1.63	1.72	1.86	1.82	1.82	2.47	1.85
27	3.09	2.42	2.19	2.13	2.08	2.03	1.98	1.80	1.74	1.75	1.73	1.69	9999	1.76	1.75	1.74	1.75	1.74	1.74	1.74	1.73	1.73	1.72	1.72	1.90
28	1.72	1.78	1.83	1.79	1.73	1.72	1.73	1.73	1.74	1.86	1.75	1.73	1.80	2.09	1.84	9999	9999	1.72	1.77	2.09	2.20	2.13	1.95	2.07	1.85
29	2.22	1.97	2.27	2.98	2.09	2.07	3.40	2.80	3.13	3.14	3.73	2.80	9999	2.16	2.10	1.92	1.89	1.87	1.77	1.85	1.80	1.76	1.86	2.38	2.35
30	2.80	2.81	2.32	3.22	1.85	2.22	1.82	1.96	2.24	1.80	1.75	1.69	1.66	1.64	9999	1.70	1.71	1.73	1.76	1.77	1.78	1.80	1.80	1.80	1.98

HOURLY MAX: 1ST 5.78 ON DAY 8 HOUR 1
2ND 5.66 ON DAY 7 HOUR 21

N.E. CORRIDOR HYDROCARBON STUDY
HOURLY AVERAGE REPORT
****

STATE	31	NEW JERSEY
AREA	3480	NEWARK
SITE	4	N7A
PARAMETER	43102	NON-METHANE HYDROCARBONS
UNITS	7	PARTS PER MILLION

YEAR	1980
MONTH	JUNE

DAY	HOUR 00	01	02	03	04	05	06	07	08	09	10	11	12	13	14	15	16	17	18	19	20	21	22	23	DAILY AVG
1	9999	9999	9999	9999	9999	9999	9999	9999	9999	9999	9999	9999	9999	9999	9999	9999	9999	9999	9999	9999	9999	9999	9999	9999	9999
2	9999	9999	9999	9999	9999	9999	9999	9999	9999	9999	9999	9999	9999	9999	9999	9999	9999	9999	9999	9999	9999	9999	9999	9999	9999
3	9999	9999	9999	9999	9999	9999	9999	9999	9999	9999	9999	9999	9999	9999	9999	9999	9999	9999	9999	9999	9999	9999	9999	9999	9999
4	9999	9999	9999	9999	9999	9999	9999	9999	9999	9999	9999	9999	9999	9999	9999	9999	9999	9999	9999	9999	9999	9999	9999	9999	9999
5	9999	9999	9999	9999	9999	9999	9999	9999	9999	9999	9999	9999	9999	9999	9999	9999	9999	9999	9999	9999	9999	9999	9999	9999	9999
6	9999	9999	9999	9999	9999	9999	9999	9999	9999	9999	9999	9999	9999	9999	9999	9999	9999	9999	9999	1.65	1.92	1.83	1.92	1.89	9999
7	1.89	1.68	1.32	1.11	1.17	1.17	.90	.84	.72	.63	.57	.48	.45	.36	.36	.33	.30	.24	.30	.36	.57	.75	.84	.51	.74
8	.57	.66	.57	.57	.69	.39	.39	.48	.51	.54	.45	.27	9999	9999	9999	9999	9999	9999	9999	9999	9999	9999	9999	9999	9999
9	9999	9999	9999	9999	9999	9999	9999	9999	9999	9999	9999	.18	.27	.39	.42	.51	.33	.15	.18	.15	.15	.15	.18	.15	9999
10	.15	.15	.15	.15	.21	.33	.36	.66	.72	.42	.57	.57	9999	.21	.42	.27	.27	.18	.18	.24	.60	.66	.42	.33	.36
11	.39	.45	.48	.45	.45	.45	.42	.33	.30	9999	.27	.24	.33	.30	.30	.33	.33	.36	.39	.48	.78	.93	1.56	1.17	.50
12	1.14	1.11	1.23	1.62	1.92	1.92	1.26	.66	.54	.42	9999	.15	.15	.15	.15	.15	.15	.15	.15	.45	.75	.57	.66	.99	.71
13	.72	1.56	2.37	2.55	2.43	2.22	1.98	2.28	2.34	1.32	.99	.66	9999	9999	.60	.78	.90	1.02	1.05	1.35	1.41	1.59	1.77	2.10	1.54
14	2.04	2.04	2.10	2.49	3.06	3.39	3.51	3.66	2.55	2.16	2.10	2.16	1.92	1.92	1.92	1.98	2.37	2.40	2.31	3.24	3.96	3.21	3.00	2.49	2.58
15	9999	9999	9999	9999	9999	9999	9999	9999	9999	9999	9999	9999	9999	9999	9999	9999	9999	9999	9999	9999	9999	9999	9999	9999	9999
16	9999	9999	9999	9999	9999	9999	9999	9999	9999	9999	9999	9999	9999	9999	9999	9999	9999	9999	9999	9999	9999	9999	9999	9999	9999
17	9999	9999	9999	9999	9999	9999	9999	9999	9999	9999	9999	9999	9999	9999	9999	9999	9999	9999	9999	9999	9999	9999	9999	9999	9999
18	9999	9999	9999	9999	9999	9999	9999	9999	9999	9999	9999	9999	9999	.12	.09	.15	.06	.00	.00	.00	.00	.00	.54	.42	9999
19	.33	.27	.21	.18	.27	.39	.48	.15	.06	.09	.06	9999	.57	.36	.39	.39	.39	.36	.36	.30	.24	.24	.21	.21	.28
20	.18	.21	.06	.06	.09	.18	.24	.33	.60	.39	.33	.30	.30	.27	.27	.27	.30	.30	.09	.09	.09	.09	.09	.06	.22
21	.06	.06	.03	.03	.09	.09	.12	.15	.15	.18	.18	.21	.18	.18	.12	.12	.12	.15	.33	.51	.54	.57	.57	.54	.22
22	.66	.78	.87	1.14	1.26	1.53	1.26	.96	.66	.39	.30	.27	.24	.24	.24	.27	.30	.42	.51	.48	.90	.87	.75	.57	.66
23	.54	.57	.60	.75	1.44	1.62	1.56	9999	9999	9999	9999	9999	9999	9999	9999	9999	9999	9999	9999	9999	9999	9999	9999	9999	9999
24	9999	9999	9999	9999	9999	9999	9999	9999	9999	9999	9999	9999	9999	9999	9999	9999	9999	.45	.48	.60	.66	.48	.30	.30	9999
25	.33	.30	.21	.21	.30	.42	.54	.42	.42	.42	.48	.54	.51	.54	.51	.57	.60	.51	.42	.36	.33	.33	.33	.33	.41
26	.30	.24	.18	.21	.27	.33	.36	.36	.27	.54	.69	9999	.39	.39	.39	.39	.42	.48	.54	.57	.72	.60	.60	1.23	.46
27	1.08	.84	.63	.60	.60	.57	.54	.42	.42	.45	.48	.51	9999	.54	.54	.57	.51	.57	.54	.45	.39	.36	.30	.27	.53
28	.24	.21	.15	.15	.21	.18	.12	.09	.06	.09	.15	.21	.21	.27	.27	9999	9999	.30	.24	.45	.51	.45	.42	.33	.24
29	.42	.21	.21	.27	.24	.48	.51	.39	.36	.33	.30	.30	9999	.45	.51	.54	.39	.36	.27	.33	.72	.27	.12	.15	.35
30	.09	.09	.09	.24	.15	.36	.36	.63	.81	.33	.21	.15	.15	.15	9999	.33	.27	.24	.21	.21	.27	.27	.21	.18	.26

HOURLY MAX: 1ST 3.96 ON DAY 14 HOUR 20
2ND 3.66 ON DAY 14 HOUR 7

N.E. CORRIDOR HYDROCARBON STUDY
HOURLY AVERAGE REPORT
****

STATE	31	NEW JERSEY
AREA	3480	NEWARK
SITE	4	N7A
PARAMETER	43201	METHANE (CH4)
UNITS	7	PARTS PER MILLION

YEAR	1980
MONTH	JULY

HOUR

DAY	00	01	02	03	04	05	06	07	08	09	10	11	12	13	14	15	16	17	18	19	20	21	22	23	DAILY AVG
1	9999	1.83	1.86	1.89	2.12	2.07	1.84	1.77	1.73	1.87	1.78	1.89	2.04	9999	2.15	2.83	3.81	1.98	1.93	1.83	1.93	2.19	2.89	2.76	2.14
2	2.37	2.19	2.14	2.25	2.25	2.33	2.24	2.21	2.20	9999	1.89	1.87	1.85	1.84	1.82	1.89	1.91	2.18	2.15	2.20	2.17	2.20	2.16	2.17	2.11
3	2.09	2.08	2.15	2.13	2.14	2.13	2.27	2.26	1.99	2.61	2.04	2.05	4.18	9999	2.52	3.22	2.59	2.94	2.66	2.39	2.27	2.24	2.42	2.60	2.43
4	2.70	2.55	2.27	2.12	2.03	1.96	1.92	1.84	1.86	1.85	1.82	1.73	1.70	1.71	1.70	1.72	1.73	1.73	1.74	1.85	2.38	2.95	3.33	2.49	2.07
5	2.26	2.23	2.32	2.31	2.59	2.52	2.22	1.99	1.88	1.84	2.03	1.97	1.90	1.83	1.87	1.87	1.90	1.91	2.05	1.86	2.43	2.78	1.60	1.64	2.08
6	1.70	1.71	1.68	1.69	1.69	1.66	1.59	1.58	1.61	1.58	1.56	1.55	1.56	1.57	1.56	1.59	1.56	1.58	1.59	1.61	1.61	1.64	1.68	1.70	1.62
7	1.70	1.76	1.79	1.80	1.87	1.80	1.77	1.76	1.76	9999	1.64	1.68	1.68	1.68	1.68	1.65	1.67	1.64	1.67	1.72	1.75	1.75	1.88	1.87	1.74
8	1.93	2.02	2.17	2.23	2.14	2.09	2.02	1.85	2.01	1.95	1.81	1.80	1.76	9999	9999	1.64	1.63	1.61	1.63	1.63	1.66	1.70	1.73	1.76	1.85
9	1.76	1.77	1.78	1.90	2.13	2.03	1.78	1.74	1.71	1.80	1.79	1.76	1.73	1.65	1.68	9999	1.65	1.68	1.70	1.93	2.39	3.55	4.21	4.74	2.12
10	4.64	3.83	7.43	8.52	3.75	4.85	4.26	7.87	4.57	3.40	3.75	2.32	1.76	9999	9999	9999	9999	9999	9999	9999	9999	9999	9999	9999	9999
11	9999	9999	9999	9999	9999	9999	9999	9999	9999	9999	.78	.78	.76	.76	.77	.79	.81	.79	.87	.88	.80	.81	.73	.75	9999
12	.78	.80	.80	.81	.81	.73	.73	.71	.71	.71	.70	.70	.70	.71	9999	9999	.72	.71	.73	.74	.75	.78	.82	.88	.75
13	.92	.90	.81	.80	.80	.83	.72	.71	.71	.69	.67	.67	9999	.68	.68	.67	.67	.66	.70	.76	.80	.81	.75	.77	.75
14	.87	.83	.97	1.08	1.00	1.00	.85	.82	.84	.87	.85	.81	.78	.77	9999	9999	.77	1.00	.91	.89	1.02	.94	2.32	1.19	.97
15	1.18	1.14	1.15	1.15	1.15	1.13	1.17	1.09	.97	9999	.89	.82	.83	.81	.80	.81	.81	.82	.84	.87	.97	1.52	.88	1.04	.99
16	.91	.96	.96	.92	.84	.89	1.00	9999	9999	.93	.87	.88	.87	.81	.78	.77	.75	.76	.87	1.02	.82	.75	.78	.79	.86
17	.73	.72	.74	.80	.94	.92	.88	.76	.74	9999	9999	9999	9999	9999	9999	9999	9999	1.60	1.58	1.61	1.65	1.75	1.67	1.75	9999
18	1.78	1.69	1.68	1.72	1.76	1.71	1.61	1.61	1.64	1.61	9999	9999	1.71	1.70	1.66	1.66	1.89	1.83	1.89	2.00	1.85	2.04	1.86	2.58	1.79
19	2.94	2.00	1.99	2.84	4.03	6.89	4.13	3.06	3.36	3.00	2.02	1.96	1.90	1.83	9999	1.83	1.77	1.78	2.21	2.54	2.29	2.37	1.96	2.03	2.64
20	1.88	1.87	1.89	1.90	2.01	1.99	2.01	1.95	1.93	1.81	1.80	1.70	1.67	9999	9999	1.38	1.36	1.34	1.36	1.39	1.46	1.49	1.52	1.61	1.70
21	1.66	1.58	1.53	1.53	1.57	1.58	1.44	1.45	1.45	9999	9999	1.54	1.51	1.49	1.50	1.52	1.51	1.53	1.65	1.66	1.51	1.38	1.37	1.42	1.52
22	1.41	1.37	1.40	1.44	1.47	1.48	1.47	1.47	1.46	1.50	1.45	1.40	1.39	1.40	9999	1.62	1.58	1.57	1.57	1.57	1.57	1.61	1.73	1.76	1.51
23	1.66	1.66	1.67	1.67	1.68	1.85	1.77	1.72	1.64	1.59	1.56	1.61	1.60	1.61	1.60	1.58	9999	1.88	1.78	1.79	1.83	1.86	1.89	1.83	1.71
24	1.80	1.75	1.73	1.77	1.76	1.83	1.77	1.74	1.72	1.74	1.73	1.71	1.70	9999	1.64	1.70	1.69	1.70	1.72	1.76	1.83	1.85	1.83	1.80	1.75
25	1.79	1.82	1.91	2.07	1.93	1.98	1.81	1.77	1.76	1.75	1.71	9999	9999	1.71	1.74	1.74	1.75	1.72	1.75	1.82	1.90	1.90	1.96	1.86	1.83
26	1.86	1.89	1.86	1.81	1.89	1.97	2.04	1.87	1.82	1.73	1.73	1.72	1.72	1.72	1.81	9999	9999	1.77	1.86	2.08	2.35	4.74	2.74	2.16	2.05
27	1.94	1.91	1.97	2.02	2.05	2.05	2.00	1.97	1.92	1.81	1.80	1.83	9999	1.81	1.78	1.75	1.73	1.77	1.74	1.76	1.81	1.82	1.92	1.79	1.87
28	1.84	1.81	1.90	2.24	1.99	1.85	1.91	1.76	1.73	1.77	1.76	1.75	1.72	1.75	1.74	1.76	1.81	1.84	1.79	1.82	9999	9999	1.99	2.07	1.85
29	2.13	2.43	2.85	2.87	2.73	2.30	3.44	5.46	3.82	4.31	4.66	3.56	3.36	5.80	9999	9999	2.94	1.85	1.85	6.17	6.42	2.13	2.05	2.07	3.42
30	2.26	2.14	2.06	2.04	2.04	2.17	1.93	1.83	1.79	.49	1.89	1.87	1.83	1.84	1.85	1.86	1.84	1.86	1.86	1.94	2.75	2.50	2.33	2.26	1.97
31	2.09	2.14	2.20	2.14	2.09	2.19	2.01	1.90	1.85	1.85	1.85	1.82	1.81	1.82	1.79	1.82	9999	1.84	1.97	2.27	2.38	3.59	4.00	9999	2.16

HOURLY MAX: 1ST 8.52 ON DAY 10 HOUR 3
2ND 7.87 ON DAY 10 HOUR 7

N.E. CORRIDOR HYDROCARBON STUDY
HOURLY AVERAGE REPORT
****

STATE 31 NEW JERSEY
AREA 3480 NEWARK
SITE 4 N7A
PARAMETER 43102 NON-METHANE HYDROCARBONS
UNITS 7 PARTS PER MILLION

YEAR 1980
MONTH JULY

DAY	00	01	02	03	04	05	06	07	08	09	10	11	12	13	14	15	16	17	18	19	20	21	22	23	DAILY AVG
													HOUR												
1	9999	.03	.00	.03	.15	.30	.30	.24	.21	.30	.33	.27	.48	.45	.54	.72	.90	.36	.33	.27	.27	.36	.39	.66	.34
2	.54	.42	.45	.48	.48	.42	.72	.84	1.14	1.38	1.68	1.47	.48	.45	.78	.81	.87	1.20	1.50	1.80	1.62	1.41	1.20	.90	.96
3	.72	.66	.66	.57	.54	.54	.66	.69	.96	.66	.54	.69	.87	.96	.72	1.08	1.14	.90	.93	.96	1.05	.84	.93	1.47	.82
4	1.74	1.80	.93	.51	.30	.15	.12	.12	.09	.12	.12	.12	.18	.18	.18	.18	.18	.18	.21	.30	.87	1.23	1.77	1.23	.53
5	.78	.81	.69	.69	.93	1.26	.99	.72	.60	.48	.63	.66	.60	.54	.48	.51	.48	.54	.60	.63	.60	.78	.30	.33	.65
6	.33	.30	.24	.21	.18	.18	.15	.09	.12	.15	.18	.18	.15	.18	.18	.15	.12	.18	.09	.15	.18	.12	.12	.09	.17
7	.09	.06	.06	.09	.06	.09	.12	.21	.24	.21	9999	.18	.18	.24	.24	.27	.30	.27	.27	.39	.45	.42	.45	.60	.24
8	.54	.51	.57	.60	.54	.45	.57	.60	.48	.45	.57	.54	.39	.48	.36	.42	.36	.42	.42	.42	.45	.42	.48	.33	.47
9	.27	.18	.15	.21	.33	.42	.33	.27	.30	.36	.54	.51	.42	.42	.39	9999	.24	.27	.33	.48	.48	1.02	1.20	1.29	.45
10	1.38	.87	1.32	1.29	1.08	1.14	1.20	1.08	1.02	1.05	1.17	.63	9999	9999	9999	9999	9999	9999	9999	9999	9999	9999	9999	9999	9999
11	9999	9999	9999	9999	9999	9999	9999	9999	9999	9999	.36	.39	.39	.42	.42	.39	.45	.42	.48	.51	.42	.42	.24	.18	9999
12	.12	.15	.12	.06	.03	.00	.00	.00	.06	.09	.12	.06	.09	.09	.09	9999	.18	.18	.21	.21	.21	.21	.21	.27	.12
13	.27	.18	.18	.09	.03	.06	.03	.03	.06	.09	.15	.12	.15	.18	.21	.24	.27	.27	.30	.39	.66	.66	.51	.33	.23
14	.39	.30	.33	.33	.27	.33	.33	.42	.51	.51	.60	.54	.48	.45	.45	.27	.33	.48	.36	.30	.39	.42	1.02	.84	.44
15	.51	.45	.51	.45	.45	.51	.63	.66	.60	9999	.48	.48	.36	.33	.33	.42	.42	.45	.48	.51	.42	.66	.54	.27	.47
16	.27	.33	.30	.27	.21	.33	.51	9999	9999	.75	.84	.72	.63	.66	.63	.66	.66	.63	.75	1.14	.66	.42	.42	.51	.56
17	.33	.24	.21	.30	.36	.42	.57	.39	.39	9999	9999	9999	9999	9999	9999	9999	9999	.54	.51	.57	.66	.87	.60	.66	9999
18	.57	.48	.42	.48	.48	.48	.42	.45	.60	.48	9999	9999	.45	.39	.39	.39	.60	.60	.69	.81	.69	.87	.57	.66	.54
19	.93	1.32	1.47	1.41	1.32	1.44	1.02	1.02	1.11	1.20	.99	.84	.75	.60	9999	.45	.45	.51	.84	1.05	.99	.84	.51	.45	.94
20	.42	.45	.42	.36	.39	.39	.42	.39	.42	.39	.36	.36	.33	.33	9999	.24	.24	.24	.27	.33	.48	.54	.48	.42	.38
21	.45	.45	.42	.36	.30	.33	.33	.45	.57	9999	9999	.45	.42	.42	.45	.48	.51	.48	.57	.60	.51	.33	.27	.33	.43
22	.30	.21	.21	.21	.21	.27	.33	.36	.42	.42	.42	.36	.33	.36	9999	.36	.30	.24	.27	.21	.12	.15	.15	.12	.28
23	.09	.15	.09	.09	.06	.15	.18	.27	.21	.15	.03	.06	.06	.03	.00	.00	9999	.45	.36	.33	.45	.48	.51	.36	.20
24	.21	.06	.06	.06	.03	.12	.18	.21	.21	.18	.18	.15	.09	9999	.18	.24	.21	.21	.24	.42	.60	.51	.45	.30	.22
25	.24	.24	.33	.39	.27	.33	.42	.36	.24	.24	.15	9999	9999	.21	.18	.18	.18	.18	.24	.36	.48	.45	.57	.48	.31
26	.42	.39	.36	.24	.21	.33	.45	.39	.39	.27	.21	.21	.21	.24	.30	9999	9999	.33	.51	.84	.90	.69	.90	.81	.44
27	.27	.21	.27	.24	.21	.21	.18	.15	.15	.12	.12	.27	.36	.39	.39	.33	.27	.27	.30	.33	.18	.18	.12	.09	.23
28	.06	.09	.09	.12	.15	.15	.42	.51	.45	.42	.36	.33	.27	.24	.18	.18	.21	.21	.24	.24	.27	.27	.27	.24	.25
29	.24	.24	.24	.24	.27	.30	.33	.66	1.08	.81	.54	.51	.48	.48	.54	9999	.48	.42	.39	.42	.45	.54	.69	.75	.48
30	.57	.45	.21	.39	.09	.12	.12	.12	.15	9999	.36	.30	.30	.30	.30	.33	.33	.33	.33	.33	.96	1.53	.96	.66	.41
31	.51	.48	.48	.45	.42	.60	.66	.57	.54	.51	.48	.45	.45	.42	.39	.12	9999	.30	.33	.57	.54	.54	.96	1.11	.52

HOURLY MAX: 1ST 1.80 ON DAY 2 HOUR 19
2ND 1.80 ON DAY 4 HOUR 1

N.E. CORRIDOR HYDROCARBON STUDY
HOURLY AVERAGE REPORT
****

STATE	31	NEW JERSEY
AREA	3480	NEWARK
SITE	4	N7A
PARAMETER	43201	METHANE (CH4)
UNITS	7	PARTS PER MILLION

YEAR 1980
MONTH AUGUST

DAY	HOUR 00	01	02	03	04	05	06	07	08	09	10	11	12	13	14	15	16	17	18	19	20	21	22	23	DAILY AVG
1	2.58	2.50	2.22	2.21	2.15	2.42	3.22	3.09	2.12	1.92	1.95	2.05	2.02	2.01	2.05	9999	9999	2.29	3.03	2.56	2.51	2.34	2.00	2.01	2.33
2	1.95	1.93	1.97	1.99	2.09	1.95	1.97	1.90	1.89	1.91	1.91	1.86	1.84	9999	1.90	1.84	1.78	1.83	1.93	2.00	2.23	7.19	2.92	2.41	2.23
3	2.56	2.16	2.05	2.17	2.38	2.46	2.26	2.36	2.77	2.42	1.93	1.87	9999	9999	1.80	1.81	1.78	1.79	1.77	1.84	1.80	1.99	2.01	1.88	2.08
4	1.95	2.02	1.96	1.93	2.14	2.14	2.10	2.17	2.08	9999	9999	9999	9999	9999	9999	9999	9999	9999	9999	2.31	2.40	2.33	2.23	2.57	9999
5	3.76	3.69	2.62	3.41	3.99	3.65	8.97	5.59	2.40	2.12	2.19	2.28	9999	9999	2.00	1.80	2.11	2.09	1.91	2.28	5.44	2.23	2.15	1.95	3.12
6	1.84	1.96	3.63	3.07	2.34	2.59	2.09	1.91	1.83	1.79	1.80	1.81	1.77	1.73	9999	9999	1.73	1.74	1.76	1.77	1.82	1.83	1.85	1.84	2.02
7	1.85	1.85	1.91	1.98	1.99	1.92	1.93	1.82	1.81	1.85	1.80	1.78	1.78	9999	9999	1.78	1.76	1.72	1.82	1.85	1.89	2.01	2.08	2.00	1.87
8	1.99	1.99	2.08	2.06	2.13	2.10	2.20	2.11	2.02	1.86	1.86	1.85	1.85	1.79	9999	9999	1.76	1.78	1.82	1.75	1.77	1.83	1.89	1.87	1.93
9	1.85	1.85	1.79	1.80	1.81	1.77	1.72	1.72	1.72	1.70	1.69	1.69	1.68	9999	9999	1.68	1.70	1.68	1.70	1.70	1.72	1.76	1.77	1.75	1.74
10	1.78	1.77	1.79	1.89	1.96	1.95	1.89	1.83	2.00	2.51	2.14	1.92	1.79	9999	9999	1.84	1.85	1.77	1.81	1.79	1.81	1.88	1.99	1.93	1.90
11	1.82	1.95	2.43	2.05	1.78	1.80	1.82	1.84	1.88	1.83	1.81	1.81	1.80	9999	9999	1.96	1.86	2.06	1.88	1.97	1.95	2.15	1.95	2.10	1.93
12	2.16	1.95	2.04	2.45	2.21	1.96	1.98	2.07	2.02	1.90	1.86	1.85	1.82	9999	9999	1.79	1.81	1.80	1.83	1.89	2.01	2.10	1.99	2.04	1.98
13	2.05	2.00	1.96	1.95	1.96	1.95	1.89	1.89	1.87	1.84	1.83	1.82	1.83	9999	9999	1.81	1.81	1.80	1.82	1.84	1.84	1.91	1.99	2.08	1.90
14	2.19	2.31	2.31	2.58	2.35	2.36	2.31	3.95	2.52	2.02	1.99	1.94	2.10	9999	2.01	2.59	4.75	3.69	2.01	1.99	2.09	2.07	2.04	2.16	2.45
15	2.21	2.27	2.38	2.22	2.01	2.20	2.19	2.01	1.94	1.87	1.88	9999	9999	1.89	1.86	1.86	1.86	1.79	1.82	1.82	1.86	1.86	1.80	1.77	1.97
16	1.79	1.79	1.79	1.80	1.80	1.82	1.76	1.76	1.72	1.72	1.68	1.75	9999	1.75	1.78	1.78	1.77	1.77	1.77	1.83	1.92	1.92	1.83	1.88	1.79
17	1.91	1.87	1.96	1.90	1.95	2.00	1.94	1.81	1.78	1.76	1.74	1.75	1.77	9999	1.72	1.82	2.06	2.20	2.06	2.44	2.96	1.89	2.20	2.38	1.99
18	2.59	2.47	2.32	2.42	2.53	2.61	2.70	2.97	2.75	2.17	1.93	1.92	1.94	2.03	9999	9999	1.93	2.20	2.27	1.99	2.18	1.94	1.93	2.01	2.26
19	1.89	1.89	2.00	2.00	2.40	3.00	2.60	2.23	2.20	2.15	9999	9999	9999	9999	9999	9999	9999	9999	2.15	2.12	2.57	3.99	3.52	2.36	9999
20	2.28	2.97	2.74	2.71	2.22	2.21	2.25	2.64	2.48	2.98	9999	9999	2.06	1.91	1.79	1.82	1.81	1.80	2.88	1.93	1.92	1.85	1.85	2.11	2.24
21	2.11	1.77	1.78	1.76	1.81	1.83	1.85	1.85	1.83	1.92	1.79	1.78	1.75	9999	9999	9999	9999	1.76	1.75	1.77	1.76	1.84	1.98	1.87	1.83
22	1.78	1.77	1.76	1.74	1.74	1.81	1.81	1.84	9999	9999	2.48	2.14	1.91	1.96	1.93	2.03	2.08	2.40	3.97	2.06	6.50	6.55	2.52	2.18	2.50
23	2.06	2.08	2.12	2.10	2.19	1.98	1.99	1.86	1.79	1.77	1.79	1.77	9999	9999	1.76	1.73	1.78	2.03	1.84	1.86	2.19	2.69	2.44	2.16	2.00
24	1.96	1.95	2.05	2.14	2.20	2.21	2.01	1.84	1.80	1.81	1.87	1.74	1.75	1.76	1.90	1.83	9999	2.12	1.92	2.19	3.03	4.04	2.56	2.17	2.12
25	2.16	1.92	1.99	2.13	2.15	1.96	1.91	1.97	1.83	9999	1.80	1.97	2.03	2.28	2.24	2.11	2.06	2.01	1.97	1.96	2.15	2.15	2.39	2.97	2.09
26	3.09	3.16	3.31	3.42	3.62	2.92	2.80	2.52	3.01	3.32	2.15	1.90	2.37	2.41	2.42	2.50	9999	1.90	1.90	2.71	2.28	2.04	2.34	2.20	2.62
27	2.20	2.32	2.36	2.04	2.15	2.19	2.59	1.89	1.86	1.80	1.78	1.75	1.72	9999	9999	1.75	1.72	1.75	1.79	1.92	1.97	1.98	1.87	1.88	1.97
28	1.93	1.96	1.99	1.96	1.96	1.97	1.97	1.91	1.87	1.83	9999	9999	1.79	1.78	1.78	1.75	2.03	2.15	2.19	2.18	2.07	2.08	1.93	2.12	1.96
29	2.40	2.05	2.21	2.09	2.13	2.65	3.08	2.13	2.27	2.27	2.12	9999	1.99	1.91	1.97	1.89	1.84	1.87	1.80	1.77	1.74	1.78	1.77	1.83	2.07
30	2.03	2.07	2.16	2.29	2.32	2.42	2.15	2.19	2.60	2.52	1.93	1.85	1.84	1.83	1.83	9999	1.71	1.86	1.96	1.91	2.24	1.73	1.93	1.89	2.05
31	1.81	1.86	1.77	1.90	1.93	1.95	2.03	1.90	1.84	1.80	1.81	1.73	1.76	9999	1.68	1.68	1.69	2.27	2.36	2.92	2.16	1.83	1.95	1.94	1.94

HOURLY MAX: 1ST 8.97 ON DAY 5 HOUR 6
2ND 7.19 ON DAY 2 HOUR 21

N.E. CORRIDOR HYDROCARBON STUDY
HOURLY AVERAGE REPORT
****

STATE	31	NEW JERSEY
AREA	3480	NEWARK
SITE	4	N7A
PARAMETER	43102	NON-METHANE HYDROCARBONS
UNITS	7	PARTS PER MILLION

YEAR 1980
MONTH AUGUST

DAY	HOUR 00	01	02	03	04	05	06	07	08	09	10	11	12	13	14	15	16	17	18	19	20	21	22	23	DAILY AVG
1	.48	.33	.24	.18	.21	.48	1.02	.84	.42	.21	.27	.33	.51	.30	.66	9999	9999	.90	.84	.96	.84	.99	.39	.36	.53
2	.21	.15	.15	.12	.12	.06	.06	.06	.03	.09	.09	.09	.09	9999	.30	.36	.33	.36	.39	.57	.81	.90	.90	.75	.30
3	.66	.36	.36	.45	.69	.93	.60	.60	.54	.45	.45	.18	9999	9999	.24	.21	.18	.18	.27	.36	.33	.51	.36	.30	.42
4	.30	.42	.42	.33	.42	.45	.66	.81	.78	9999	9999	9999	9999	9999	9999	9999	9999	9999	9999	.06	.15	.21	.12	.30	9999
5	.87	.66	.45	.51	1.35	1.53	1.56	1.74	.93	.18	.18	.09	.21	9999	9999	.42	.84	.99	.45	.39	.72	.99	.87	.24	.74
6	.09	.15	.90	.93	.39	.33	.48	.39	.33	.24	.24	.24	.30	.39	.27	9999	9999	.18	.18	.21	.24	.24	.33	.30	.33
7	.24	.24	.21	.21	.18	.24	.39	.36	.30	.33	.24	.21	.21	.18	9999	.18	.18	.18	.21	.36	.45	.54	.63	.48	.29
8	.36	.24	.18	.18	.15	.18	.18	.18	.21	.33	.75	.69	.57	.30	.27	.30	.30	.24	.21	9999	.27	.30	.33	.21	.30
9	.27	.36	.33	.18	.18	.12	.06	.06	.06	.06	.06	.03	.06	.03	.06	.00	.00	9999	9999	.12	.12	.12	.15	.15	.12
10	.18	.24	.18	.15	.09	.06	.06	.06	.09	.12	.15	.18	.12	.09	.12	.09	.12	.15	.12	.12	.12	.12	.09	.09	.12
11	.03	.06	.09	.09	.12	.24	.30	.36	.66	.45	.48	.36	.51	9999	.15	.42	.42	.75	.30	.30	.45	.66	.24	.57	.35
12	.90	.15	.18	.15	.09	.15	.21	.45	.39	.15	.09	.03	.06	9999	9999	.18	.18	.15	.30	.48	.72	.54	.42	.39	.29
13	.30	.12	.06	.06	.06	.12	.15	.18	.12	.09	.09	.06	9999	9999	9999	.06	.03	.06	.09	.18	.21	.36	.48	.66	.17
14	.75	.69	.51	.57	.60	.66	1.02	1.53	.93	.39	.27	.24	9999	9999	.57	.60	.72	.72	.33	.30	.33	.42	.45	.42	.59
15	.36	.30	.36	.27	.15	.33	.45	.30	.21	.12	1.98	1.08	9999	.12	.12	.15	.21	.21	.21	.18	.30	.33	.15	.06	.35
16	.00	.00	.00	.00	.00	.00	.00	.00	.00	.00	.00	.00	9999	.03	.06	.06	.03	.03	.06	.15	.27	.21	.09	.09	.05
17	.09	.09	.12	.06	.06	.09	.09	.06	.03	.00	.00	.00	.00	9999	.00	.00	.21	.18	.15	.15	.42	.18	.27	.21	.11
18	.24	.21	.18	.21	.21	.30	.63	.99	.63	.36	.21	.18	.15	.18	9999	9999	.36	.18	.09	.15	.15	.33	.33	.15	.29
19	.03	.09	.21	.09	.06	.18	.36	.27	.36	.33	.33	9999	9999	9999	9999	9999	9999	9999	.57	.48	.75	.96	.75	.63	9999
20	.51	.60	.75	.87	.54	.45	.63	.99	.54	.45	9999	9999	.27	.27	.24	.24	.18	.18	.21	.21	.30	.21	.12	.09	.40
21	.06	.06	.06	.06	.00	.03	.12	.21	.21	.18	.15	.12	.15	.21	.00	9999	9999	.21	.15	.21	.21	.15	.09	.09	.12
22	.09	.09	.09	.03	.15	.09	.18	.18	9999	9999	.24	.15	.12	.09	.15	.24	.12	.15	.15	.12	.15	.36	.69	.75	.20
23	.72	.69	.63	.36	.30	.24	.27	.15	.06	.09	.03	.03	9999	9999	.09	.06	.06	.24	.21	.21	.27	.84	.63	.51	.30
24	.27	.21	.30	.30	.27	.24	.18	.12	.09	.09	.09	.09	.06	.03	.03	9999	.03	.06	.21	.42	1.11	1.08	.78	.48	.28
25	.30	.12	.09	.24	.24	.24	.48	.75	.51	9999	.21	.15	.12	.15	.09	.12	.33	.36	.30	.27	.36	1.11	1.95	2.73	.49
26	2.40	2.28	2.22	2.01	1.50	1.32	1.38	1.71	.96	.54	.39	.30	.48	.48	.48	.51	9999	.33	.21	.27	.75	.33	.36	.39	.94
27	.39	.39	.42	.21	.18	.39	.90	.60	.45	.24	.12	.09	.00	.00	9999	.15	.09	.12	.21	.45	.51	.45	.18	.15	.29
28	.12	.09	.12	.12	.12	.21	.45	.48	.27	.21	9999	9999	.18	.12	.15	.12	.42	.48	.45	.45	.27	.45	.45	.45	.28
29	.33	.18	.18	.24	.42	.36	.42	.48	.48	.60	.54	9999	.39	.30	.27	.24	.18	.12	.09	.06	.06	.12	.09	.12	.27
30	.18	.21	.15	.21	.24	.12	.15	.42	.36	.36	.21	.18	.18	.21	9999	9999	.21	.54	.39	.33	.39	.18	.15	.15	.25
31	.12	.12	.09	.18	.21	.24	.24	.21	.18	.15	.15	.15	.18	9999	.21	.15	.30	.39	.30	.51	1.32	.45	.24	.18	.27

HOURLY MAX: 1ST 2.73 ON DAY 25 HOUR 23
2ND 2.40 ON DAY 26 HOUR 0

N.E. CORRIDOR HYDROCARBON STUDY
HOURLY AVERAGE REPORT
****

STATE	31	NEW JERSEY
AREA	3480	NEWARK
SITE	4	N7A
PARAMETER	43201	METHANE (CH4)
UNITS	7	PARTS PER MILLION

YEAR	1980
MONTH	SEPTEMBER

	HOUR																								DAILY
DAY	00	01	02	03	04	05	06	07	08	09	10	11	12	13	14	15	16	17	18	19	20	21	22	23	AVG
1	2.18	2.29	1.89	1.89	1.96	2.07	2.01	1.90	1.90	1.89	1.83	1.72	1.70	1.79	1.81	1.70	1.71	1.74	1.79	2.19	1.71	1.72	1.99	1.78	1.88
2	1.74	1.80	1.91	1.93	2.06	2.02	2.07	1.94	1.89	1.86	1.75	1.84	1.79	1.69	1.68	1.65	1.69	9999	1.71	1.68	1.55	1.55	1.59	1.62	1.78
3	1.62	1.64	1.63	1.60	1.60	1.63	1.58	1.51	1.56	1.55	1.52	1.55	1.58	1.54	9999	9999	1.60	1.60	1.64	1.69	1.70	1.77	1.75	1.68	1.62
4	1.76	1.87	1.87	1.99	1.97	1.93	1.88	1.79	1.81	2.56	2.70	2.04	9999	9999	1.80	1.75	1.70	1.68	1.67	1.68	1.75	2.11	1.78	2.39	1.93
5	2.85	2.26	2.55	3.20	2.61	1.89	1.83	1.78	1.78	1.85	1.79	1.92	2.10	9999	9999	1.84	1.83	1.79	1.70	1.70	2.16	2.25	1.92	1.94	2.07
6	1.78	1.76	1.84	1.85	1.92	1.87	1.86	1.75	1.75	2.07	2.42	1.86	9999	9999	1.81	1.75	1.75	1.77	1.86	2.18	3.01	2.18	2.21	2.07	1.97
7	2.04	1.98	1.89	1.83	1.88	1.90	1.85	1.73	1.69	1.67	1.66	1.68	1.66	1.66	1.67	1.68	1.69	1.70	1.72	1.76	1.76	1.79	1.79	1.79	1.77
8	1.87	1.86	1.99	1.90	1.82	2.09	1.99	1.88	1.75	1.71	1.72	1.68	1.68	1.70	9999	1.66	1.67	1.68	1.77	1.81	1.94	1.95	2.05	2.31	1.85
9	2.30	2.40	2.00	1.99	2.10	2.01	2.03	2.10	3.63	2.68	2.07	1.87	1.90	1.84	9999	1.85	1.87	1.85	2.11	1.94	1.80	1.95	1.86	1.88	2.09
10	1.92	1.85	1.76	1.75	1.72	1.73	1.74	1.70	1.69	1.68	1.65	1.63	9999	9999	1.64	1.63	1.64	1.68	1.74	1.76	1.74	1.71	1.76	1.72	1.72
11	1.87	1.90	1.94	1.99	1.99	2.06	1.84	1.77	1.76	1.76	1.71	1.72	1.69	9999	9999	1.68	1.69	1.68	9999	9999	1.84	1.85	1.91	1.99	1.83
12	2.01	2.07	2.11	1.99	1.93	2.03	2.01	1.96	1.85	1.80	1.82	2.93	2.34	2.28	2.10	9999	1.99	2.04	2.09	2.04	2.01	1.97	1.94	1.98	2.06
13	2.03	3.34	4.90	4.22	3.33	3.03	2.93	4.57	3.68	2.02	1.90	1.92	1.89	1.90	1.90	9999	9999	9999	9999	9999	9999	9999	9999	9999	9999
14	9999	9999	9999	9999	9999	9999	9999	9999	9999	9999	9999	9999	9999	9999	9999	9999	9999	9999	9999	9999	9999	9999	9999	9999	9999
15	9999	9999	9999	9999	9999	9999	9999	9999	9999	9999	9999	9999	9999	9999	9999	9999	9999	9999	9999	9999	9999	9999	9999	9999	9999
16	9999	9999	9999	9999	9999	9999	9999	9999	9999	9999	9999	9999	9999	9999	9999	9999	9999	9999	9999	9999	9999	9999	9999	9999	9999
17	9999	9999	9999	9999	9999	9999	9999	9999	9999	9999	9999	9999	9999	9999	9999	9999	9999	9999	9999	9999	9999	9999	9999	9999	9999
18	9999	9999	9999	9999	9999	9999	9999	9999	9999	9999	9999	9999	9999	9999	9999	9999	9999	9999	9999	9999	9999	9999	9999	9999	9999
19	9999	9999	9999	9999	9999	9999	9999	9999	9999	9999	9999	9999	9999	9999	9999	9999	9999	9999	9999	9999	9999	9999	9999	9999	9999
20	9999	9999	9999	9999	9999	9999	9999	9999	9999	9999	9999	9999	9999	9999	9999	9999	9999	9999	9999	9999	9999	9999	9999	9999	9999
21	9999	9999	9999	9999	9999	9999	9999	9999	9999	9999	9999	9999	9999	9999	9999	9999	9999	9999	9999	9999	9999	9999	9999	9999	9999
22	9999	9999	9999	9999	9999	9999	9999	9999	9999	9999	9999	9999	9999	9999	9999	9999	9999	9999	9999	9999	9999	9999	9999	9999	9999
23	9999	9999	9999	9999	9999	9999	9999	9999	9999	9999	9999	9999	9999	9999	9999	9999	9999	9999	9999	9999	9999	9999	9999	9999	9999
24	9999	9999	9999	9999	9999	9999	9999	9999	9999	9999	9999	9999	9999	9999	9999	9999	9999	9999	9999	9999	9999	9999	9999	9999	9999
25	9999	9999	9999	9999	9999	9999	9999	9999	9999	9999	9999	9999	9999	9999	9999	9999	9999	9999	9999	9999	9999	9999	9999	9999	9999
26	9999	9999	9999	9999	9999	9999	9999	9999	9999	9999	9999	9999	9999	9999	9999	9999	9999	9999	9999	9999	9999	9999	9999	9999	9999
27	9999	9999	9999	9999	9999	9999	9999	9999	9999	9999	9999	9999	9999	9999	9999	9999	9999	9999	9999	9999	9999	9999	9999	9999	9999
28	9999	9999	9999	9999	9999	9999	9999	9999	9999	9999	9999	9999	9999	9999	9999	9999	9999	9999	9999	9999	9999	9999	9999	9999	9999
29	9999	9999	9999	9999	9999	9999	9999	9999	9999	9999	9999	9999	9999	9999	9999	9999	9999	9999	9999	9999	9999	9999	9999	9999	9999
30	9999	9999	9999	9999	9999	9999	9999	9999	9999	9999	9999	9999	9999	9999	9999	9999	9999	9999	9999	9999	9999	9999	9999	9999	9999

HOURLY MAX: 1ST 4.90 ON DAY 13 HOUR 2
2ND 4.57 ON DAY 13 HOUR 7

N.E. CORRIDOR HYDROCARBON STUDY
HOURLY AVERAGE REPORT
****

STATE	31	NEW JERSEY
AREA	3480	NEWARK
SITE	4	N7A
PARAMETER	43102	NON-METHANE HYDROCARBONS
UNITS	7	PARTS PER MILLION

YEAR	1980
MONTH	SEPTEMBER

	HOUR																								DAILY
DAY	00	01	02	03	04	05	06	07	08	09	10	11	12	13	14	15	16	17	18	19	20	21	22	23	AVG
1	.09	.12	.06	.03	.06	.12	.18	.15	.18	.30	.36	.21	.18	.18	.15	.06	.06	.06	.18	.24	.12	.09	.12	.15	.14
2	.12	.12	.15	.21	.21	.21	.36	.48	.48	.48	.36	.42	.36	.30	.27	.27	.24	9999	.24	.27	.15	.15	.12	.15	.27
3	.09	.09	.03	.00	.00	.03	.18	.18	.09	.00	.00	.00	.00	9999	9999	.15	.18	.18	.30	.42	.36	.42	.39	.27	.15
4	.39	.36	.36	.36	.33	.39	.66	.66	.54	.60	.66	.57	9999	9999	.39	.33	.33	.30	.27	.24	.18	.30	.57	.51	.42
5	.21	.21	.21	.27	.63	.78	.63	.93	.60	.69	.63	.69	.48	9999	9999	.51	.45	.45	.36	.36	.27	.60	.27	.30	.48
6	.21	.21	.30	.27	.33	.27	.24	.21	.27	.24	.33	.24	9999	9999	.21	.15	.18	.21	.18	.24	.57	.63	.48	.45	.29
7	.42	.39	.18	.12	.12	.09	.09	.06	.03	.03	.00	.00	.00	.00	.00	.00	.00	.00	.03	.15	.18	.18	.09	.09	.09
8	.09	.06	.12	.09	.03	.18	.48	.51	.21	.12	.12	.03	.00	.00	9999	.15	.18	.18	.27	.39	.51	.42	.54	.78	.24
9	.93	1.11	9999	9999	9999	.42	.63	.63	.90	.96	.60	.39	.30	.27	9999	.24	.36	.33	.24	.54	.39	.12	.12	.09	.48
10	.09	.12	.09	.03	.00	.00	.09	.12	.00	.00	.00	.03	9999	9999	.18	.18	.18	.24	.33	.39	.36	.33	.30	.24	.15
11	.24	.27	.30	.30	.24	.36	.36	.30	.21	.30	.21	.21	.18	9999	9999	.24	.24	.27	9999	9999	.36	.39	.42	.42	.29
12	.36	.36	.39	.27	.21	.36	.60	.63	.63	.78	.54	.66	.54	.66	.54	9999	.42	.36	.36	.39	.36	.30	.36	.36	.45
13	.36	.72	1.80	1.89	1.59	1.44	1.50	1.47	.93	.48	.33	.27	.30	.30	.30	9999	9999	9999	9999	9999	9999	9999	9999	9999	9999
14	9999	9999	9999	9999	9999	9999	9999	9999	9999	9999	9999	9999	9999	9999	9999	9999	9999	9999	9999	9999	9999	9999	9999	9999	9999
15	9999	9999	9999	9999	9999	9999	9999	9999	9999	9999	9999	9999	9999	9999	9999	9999	9999	9999	9999	9999	9999	9999	9999	9999	9999
16	9999	9999	9999	9999	9999	9999	9999	9999	9999	9999	9999	9999	9999	9999	9999	9999	9999	9999	9999	9999	9999	9999	9999	9999	9999
17	9999	9999	9999	9999	9999	9999	9999	9999	9999	9999	9999	9999	9999	9999	9999	9999	9999	9999	9999	9999	9999	9999	9999	9999	9999
18	9999	9999	9999	9999	9999	9999	9999	9999	9999	9999	9999	9999	9999	9999	9999	9999	9999	9999	9999	9999	9999	9999	9999	9999	9999
19	9999	9999	9999	9999	9999	9999	9999	9999	9999	9999	9999	9999	9999	9999	9999	9999	9999	9999	9999	9999	9999	9999	9999	9999	9999
20	9999	9999	9999	9999	9999	9999	9999	9999	9999	9999	9999	9999	9999	9999	9999	9999	9999	9999	9999	9999	9999	9999	9999	9999	9999
21	9999	9999	9999	9999	9999	9999	9999	9999	9999	9999	9999	9999	9999	9999	9999	9999	9999	9999	9999	9999	9999	9999	9999	9999	9999
22	9999	9999	9999	9999	9999	9999	9999	9999	9999	9999	9999	9999	9999	9999	9999	9999	9999	9999	9999	9999	9999	9999	9999	9999	9999
23	9999	9999	9999	9999	9999	9999	9999	9999	9999	9999	9999	9999	9999	9999	9999	9999	9999	9999	9999	9999	9999	9999	9999	9999	9999
24	9999	9999	9999	9999	9999	9999	9999	9999	9999	9999	9999	9999	9999	9999	9999	9999	9999	9999	9999	9999	9999	9999	9999	9999	9999
25	9999	9999	9999	9999	9999	9999	9999	9999	9999	9999	9999	9999	9999	9999	9999	9999	9999	9999	9999	9999	9999	9999	9999	9999	9999
26	9999	9999	9999	9999	9999	9999	9999	9999	9999	9999	9999	9999	9999	9999	9999	9999	9999	9999	9999	9999	9999	9999	9999	9999	9999
27	9999	9999	9999	9999	9999	9999	9999	9999	9999	9999	9999	9999	9999	9999	9999	9999	9999	9999	9999	9999	9999	9999	9999	9999	9999
28	9999	9999	9999	9999	9999	9999	9999	9999	9999	9999	9999	9999	9999	9999	9999	9999	9999	9999	9999	9999	9999	9999	9999	9999	9999
29	9999	9999	9999	9999	9999	9999	9999	9999	9999	9999	9999	9999	9999	9999	9999	9999	9999	9999	9999	9999	9999	9999	9999	9999	9999
30	9999	9999	9999	9999	9999	9999	9999	9999	9999	9999	9999	9999	9999	9999	9999	9999	9999	9999	9999	9999	9999	9999	9999	9999	9999

HOURLY MAX: 1ST 1.89 ON DAY 13 HOUR 3
2ND 1.80 ON DAY 13 HOUR 2

N.E. CORRIDOR HYDROCARBON STUDY
HOURLY AVERAGE REPORT
****

STATE	31	NEW JERSEY
AREA	180	BAYONNE
SITE	3	N8
PARAMETER	43201	METHANE (CH4)
UNITS	7	PARTS PER MILLION

YEAR 1980
MONTH JUNE

DAY	HOUR 00	01	02	03	04	05	06	07	08	09	10	11	12	13	14	15	16	17	18	19	20	21	22	23	DAILY AVG
1	3.07	3.34	3.93	3.83	5.59	2.76	2.22	1.99	1.95	9999	9999	1.77	1.94	2.20	2.26	2.47	2.08	1.89	1.89	1.97	1.96	3.69	2.96	1.87	2.62
2	2.68	3.00	4.51	8.75	7.57	4.73	6.02	3.25	2.31	9999	1.82	1.80	1.82	1.95	2.11	2.00	2.84	2.30	2.00	2.22	1.92	2.06	1.94	2.03	3.11
3	2.05	2.22	2.43	2.34	3.63	4.89	3.86	2.71	4.00	1.80	1.88	2.13	9999	9999	2.73	2.01	2.09	1.98	1.90	1.87	1.81	1.82	1.80	1.75	2.44
4	1.83	1.82	1.90	1.87	1.93	2.21	1.91	1.84	1.84	1.78	9999	1.77	1.73	9999	9999	9999	9999	1.80	1.80	1.73	1.72	1.71	1.82	1.71	1.83
5	1.77	1.82	1.77	1.81	1.87	1.89	2.05	1.99	1.87	1.84	1.85	1.84	9999	1.73	1.68	1.67	1.80	1.86	1.79	1.86	2.03	2.62	6.12	3.06	2.11
6	2.52	9999	4.99	4.57	9999	5.20	4.26	3.70	4.48	2.80	2.94	2.18	1.83	1.84	1.84	1.79	1.74	1.94	1.96	2.18	1.73	1.77	1.99	2.07	2.74
7	1.72	1.76	1.72	1.97	1.95	2.54	2.46	2.14	2.16	2.84	1.98	1.79	1.78	9999	9999	9999	9999	2.33	3.70	3.39	3.10	3.00	2.98	2.50	2.39
8	2.45	2.85	2.73	2.80	3.19	2.69	2.18	2.50	2.58	4.09	9999	2.53	2.44	9999	9999	9999	9999	9999	9999	9999	9999	9999	9999	9999	9999
9	9999	9999	9999	9999	9999	9999	9999	9999	9999	9999	9999	9999	9999	9999	2.19	2.17	2.18	2.08	2.16	2.14	2.17	2.21	2.38	2.37	9999
10	2.29	2.15	2.10	2.12	2.16	2.19	2.20	2.15	2.15	2.16	3.29	9999	2.30	2.17	2.20	1.98	2.00	1.98	1.98	2.02	2.36	2.92	2.31	2.30	2.24
11	2.49	3.46	2.90	2.47	2.33	2.37	2.29	2.14	2.11	9999	9999	2.10	2.18	2.14	2.03	1.99	2.02	2.07	2.05	2.12	2.20	2.33	2.43	9999	2.30
12	9999	9999	9999	9999	9999	9999	9999	9999	2.52	2.01	2.02	9999	1.92	2.05	2.05	2.13	1.84	2.05	1.94	2.06	2.12	1.93	1.96	2.24	9999
13	2.65	3.15	3.61	4.52	9999	9999	9999	5.08	4.15	2.67	2.03	9999	1.98	2.04	2.18	2.07	2.13	2.02	1.96	2.72	2.88	2.37	2.11	2.80	2.76
14	3.66	3.90	3.42	3.10	6.08	7.30	5.29	5.29	4.68	3.57	9999	9999	2.54	2.59	2.38	2.75	2.74	2.68	2.64	3.06	3.55	6.06	4.72	2.60	3.85
15	2.35	2.47	2.66	2.85	3.30	2.97	2.44	2.41	2.43	9999	2.13	2.03	2.06	2.05	2.00	2.37	2.40	2.13	2.06	2.12	3.42	2.32	2.00	2.15	2.40
16	2.40	2.43	3.32	2.50	2.24	2.19	2.01	1.94	2.16	2.39	9999	9999	2.19	2.40	2.32	2.26	2.16	2.28	2.19	2.48	2.31	2.20	2.18	2.04	2.30
17	2.31	2.07	2.24	2.81	4.80	4.79	2.42	2.22	2.27	2.21	9999	2.02	2.03	2.08	1.99	2.06	2.16	2.07	2.14	2.14	2.04	2.09	2.72	5.07	2.55
18	3.58	4.54	5.11	4.23	2.67	2.45	2.65	2.61	2.28	2.10	2.19	9999	9999	9999	9999	9999	9999	9999	9999	1.62	1.60	1.63	1.77	2.11	9999
19	3.97	4.21	3.79	3.79	4.06	9999	3.21	2.82	1.72	1.61	1.78	1.85	1.63	9999	1.72	1.85	1.91	2.09	1.95	1.91	2.00	1.92	2.03	2.01	2.45
20	2.04	1.79	1.87	1.75	1.82	2.12	2.21	1.88	1.90	9999	9999	1.84	1.83	1.86	1.83	1.82	1.90	2.01	2.09	2.17	2.05	1.82	1.79	1.73	1.91
21	1.80	1.76	1.72	1.77	9999	2.07	2.04	2.05	2.31	2.02	1.94	1.91	1.91	1.89	1.88	1.94	1.92	2.34	2.02	2.00	2.48	3.84	5.27	3.46	2.28
22	4.06	3.60	6.60	7.07	4.42	4.34	5.98	4.08	3.73	3.17	2.45	2.20	2.44	2.04	1.98	9999	9999	9999	9999	9999	9999	9999	2.51	3.95	9999
23	4.35	6.67	6.77	5.48	5.25	4.40	3.31	2.96	5.36	9999	9999	9999	2.05	1.98	1.89	1.86	1.82	1.81	1.83	1.96	2.17	4.99	2.84	3.23	3.48
24	2.96	2.45	2.13	2.23	2.25	2.28	2.36	2.49	2.47	2.45	2.78	2.19	1.98	1.76	1.86	1.98	9999	2.01	1.95	1.97	2.12	2.16	2.16	2.23	2.23
25	2.14	1.97	2.03	2.00	1.98	2.05	2.00	2.10	1.98	2.14	2.15	9999	9999	1.83	1.91	1.83	1.85	1.88	2.06	1.96	2.54	2.35	4.70	4.71	2.28
26	4.01	3.88	4.11	3.41	2.39	2.13	3.91	3.04	2.38	2.12	2.24	9999	1.76	1.82	1.73	1.71	1.74	1.79	1.86	1.82	1.99	2.15	3.33	2.65	2.52
27	3.23	6.19	9999	9999	9999	9999	2.22	2.12	2.18	2.10	3.20	2.27	9999	2.62	2.07	1.96	2.00	1.94	1.88	1.89	1.84	1.90	2.52	1.89	2.42
28	1.99	2.42	2.46	2.18	2.21	2.26	1.95	2.14	2.13	2.11	2.22	2.37	2.08	9999	9999	1.77	1.73	1.72	1.92	1.75	1.87	1.80	1.84	1.90	2.04
29	1.90	2.05	2.25	2.65	2.95	9999	2.63	2.12	2.31	2.33	2.60	2.28	2.17	9999	2.09	2.24	1.94	1.86	1.82	2.25	1.85	3.63	1.90	1.92	2.26
30	1.78	1.92	2.02	3.04	4.61	9999	1.83	1.95	2.92	9999	2.02	1.96	2.08	2.22	2.26	2.29	2.27	2.11	2.05	1.98	1.97	1.91	1.86	9999	2.24

HOURLY MAX: 1ST 8.75 ON DAY 2 HOUR 3
2ND 7.57 ON DAY 2 HOUR 4

N.E. CORRIDOR HYDROCARBON STUDY
HOURLY AVERAGE REPORT
****

STATE	31	NEW JERSEY
AREA	180	BAYONNE
SITE	3	N8
PARAMETER	43102	NON-METHANE HYDROCARBONS
UNITS	7	PARTS PER MILLION

YEAR 1980
MONTH JUNE

DAY	HOUR 00	01	02	03	04	05	06	07	08	09	10	11	12	13	14	15	16	17	18	19	20	21	22	23	DAILY AVG
1	.93	.66	1.14	.69	1.05	1.14	.93	.54	.51	.51	9999	.15	.36	.39	.27	.18	.27	.30	.30	.51	1.44	1.77	1.14	.39	.68
2	.66	1.08	1.05	1.11	1.08	.60	.84	.63	.84	9999	.21	.42	.30	.21	.24	.36	.51	.63	.87	.54	1.65	.96	.78	.66	.71
3	.54	.42	.54	.84	1.11	1.71	1.95	1.47	.99	.90	.66	.75	9999	9999	.42	.45	1.05	.66	.24	.21	.39	.18	.09	.09	.71
4	.06	.06	.03	.12	.12	.00	.12	.15	.15	.12	9999	.21	.18	9999	9999	9999	9999	.21	.15	.12	.12	.27	.24	.24	.14
5	.24	.18	.18	.21	.24	.24	.27	.24	.15	.12	.18	.12	9999	.12	.06	.06	.09	.21	.18	.39	.69	.90	1.32	1.29	.33
6	1.08	1.14	1.20	.81	.90	.81	.81	1.05	1.08	.60	.60	.39	.33	.24	.18	.18	.27	.48	.21	.27	.21	.12	.21	.12	.55
7	.06	.03	.06	.09	.18	.21	.24	.21	.21	.21	.15	.18	.15	9999	9999	9999	9999	.84	1.02	.45	.42	.57	.48	.33	.30
8	.39	.36	.36	.24	.24	.15	.21	.36	.39	.51	9999	.24	.03	.06	.06	.03	.06	.00	.00	.00	.00	.00	.00	.00	.16
9	.00	.00	.00	.00	.00	.00	.00	.00	.00	.00	.00	.00	.00	9999	.27	.21	.21	.21	.15	.12	.15	.21	.39	.42	.10
10	.15	.15	.15	.12	.15	.18	.24	.24	.27	.57	.54	9999	.21	.27	.27	.24	.12	.12	.06	.15	.33	.39	.48	.45	.25
11	.54	.57	.51	.39	.45	.36	.33	.21	.15	.09	9999	.18	.18	.15	.12	.18	.21	.24	.27	.24	.33	.69	.48	.66	.33
12	1.14	1.26	1.50	1.44	1.50	1.62	1.38	.78	.42	.24	.18	.15	.18	.15	.12	.18	.45	.30	.63	.66	.60	.57	.45	.33	.68
13	.42	.75	.96	.99	1.44	1.74	1.59	2.10	1.71	.69	.27	9999	.24	.24	.15	.24	.27	.21	.24	.24	.42	.60	.48	.24	.71
14	.69	.60	.33	.57	.69	1.11	1.41	.87	.87	.75	9999	.39	.75	.60	.84	1.05	.60	.75	1.14	1.62	1.80	1.29	1.02	.81	.89
15	.33	.33	.51	1.05	1.50	1.50	.63	1.08	1.11	9999	.69	.30	.12	.21	.42	.60	.51	.24	.21	.45	.36	.33	.36	.03	.56
16	.00	.00	9999	9999	9999	.00	.00	.00	.03	.00	9999	9999	.12	.12	.09	.21	.21	.24	.36	.42	.42	.54	.33	.27	.18
17	.87	.33	.57	.27	.18	.00	.03	.15	.15	.18	9999	.21	.18	.24	.18	.72	.18	.30	.36	.33	.48	.18	.18	.12	.28
18	.27	.36	.15	.30	.51	.24	.75	.90	.81	.39	.27	.33	.27	.24	.33	.42	.48	.78	.99	1.26	9999	9999	9999	9999	.50
19	.33	.36	.42	.75	.96	1.23	1.68	1.14	.72	.60	.39	.30	.33	9999	.18	.15	.21	.24	.30	.27	.18	.18	.18	.18	.49
20	.15	.03	.03	.00	.06	.09	.15	.15	.09	9999	9999	.06	.06	.09	.12	.12	.09	.09	.15	.15	.12	.15	.03	.06	.09
21	.03	.09	.06	.00	9999	.12	.18	.15	.18	.21	.18	.24	.27	.27	.24	.27	.27	.18	.21	.45	.78	1.74	1.14	.45	.34
22	.60	.84	.69	.66	.72	.87	.78	.54	.63	.57	.33	.24	.18	.21	9999	9999	9999	9999	9999	9999	9999	9999	.90	.84	9999
23	.81	.78	.81	1.05	1.38	1.65	2.04	1.53	1.26	.90	.48	9999	.60	.51	.57	.57	.45	.57	.75	.84	.78	.81	.72	.69	.89
24	1.02	.78	.90	1.17	1.23	1.44	1.59	2.58	2.01	1.59	.93	.78	.66	.51	.72	9999	9999	.60	.30	.87	1.08	.60	.63	.63	1.03
25	.48	.45	.51	.87	.60	.75	.48	.57	.87	.90	.69	9999	9999	.42	.42	.60	.45	.45	.42	.48	.57	.51	.63	.57	.58
26	.42	.51	.54	.54	.30	.21	.27	.63	.90	.54	.30	9999	9999	.24	.24	.27	.27	.36	.54	.93	.93	.96	1.14	1.02	.55
27	.84	1.65	2.22	1.47	1.92	1.47	1.11	.66	.54	.51	.45	.57	9999	.39	.39	.39	.51	.66	.48	.48	.42	.57	.66	.45	.82
28	.51	.45	.33	.21	.21	.18	.15	.24	.27	.39	.45	.45	.39	9999	9999	.60	.51	.57	.69	.66	.45	.48	.48	.51	.42
29	.48	.45	.48	.51	.66	.96	.75	.66	.69	.81	.72	.84	9999	9999	.42	.39	.36	.39	.33	.24	.21	.33	.21	.24	.51
30	.15	.21	.24	.27	.24	.30	.30	.27	.36	9999	.30	.21	1.20	2.01	1.29	1.05	1.02	.75	.75	.66	.51	.51	.54	.51	.59

HOURLY MAX: 1ST 2.58 ON DAY 24 HOUR 7
2ND 2.22 ON DAY 27 HOUR 2

N.E. CORRIDOR HYDROCARBON STUDY
HOURLY AVERAGE REPORT
****

STATE	31	NEW JERSEY
AREA	180	BAYONNE
SITE	3	N8
PARAMETER	43201	METHANE (CH4)
UNITS	7	PARTS PER MILLION

YEAR	1980
MONTH	JULY

	HOUR																								DAILY
DAY	00	01	02	03	04	05	06	07	08	09	10	11	12	13	14	15	16	17	18	19	20	21	22	23	AVG
1	9999	2.18	2.21	2.32	2.49	2.35	2.10	2.26	2.89	2.39	2.04	2.03	2.03	2.04	1.94	1.94	2.10	1.92	1.97	2.06	2.04	1.96	2.30	3.95	2.24
2	2.32	2.65	2.63	3.86	5.25	6.17	5.68	4.14	3.19	2.60	2.07	2.03	2.01	2.22	9999	2.84	3.60	2.56	2.46	2.56	3.10	9.42	5.19	2.83	3.54
3	2.74	3.36	3.57	4.16	2.68	2.57	2.79	2.56	2.19	2.14	2.14	2.42	2.47	9999	2.65	2.28	2.18	2.15	2.23	2.10	1.90	1.96	2.03	2.07	2.49
4	3.79	4.31	4.83	3.06	3.39	2.51	2.69	2.87	3.36	3.08	9999	2.03	1.96	1.96	2.13	2.16	2.14	2.60	3.50	2.68	2.22	2.72	2.58	3.02	2.85
5	4.71	7.14	6.34	4.58	4.03	6.19	6.47	3.45	3.11	2.68	2.94	2.14	1.99	1.92	2.11	9999	2.38	2.13	2.29	2.43	2.15	3.12	3.38	2.06	3.47
6	2.06	2.18	2.21	2.03	2.21	2.61	2.33	2.43	2.84	2.58	2.37	2.26	2.28	9999	1.93	1.90	1.83	1.81	1.83	1.81	1.76	1.82	1.77	1.81	2.12
7	1.78	1.83	1.90	1.81	1.90	1.99	2.08	2.09	2.14	1.98	1.91	1.85	1.73	1.76	9999	1.91	1.85	1.96	2.05	2.14	2.39	2.57	2.73	2.84	2.05
8	2.90	3.22	2.83	3.18	3.89	4.43	2.67	3.04	2.54	9999	2.24	2.23	2.12	2.02	2.05	2.03	1.95	2.02	2.02	2.42	3.28	2.48	3.22	2.82	2.68
9	2.24	2.15	2.58	4.60	7.18	2.62	3.48	3.99	3.76	9999	2.30	1.97	1.87	1.83	1.81	1.86	1.90	1.92	2.00	1.97	1.96	2.06	2.25	2.23	2.63
10	2.97	2.96	2.77	2.78	3.03	3.37	2.68	2.64	2.55	2.47	1.99	1.91	1.99	2.00	1.98	9999	1.96	2.03	2.06	2.26	1.97	2.04	2.13	2.09	2.38
11	2.29	3.19	4.23	2.66	2.09	2.24	3.49	2.32	2.19	2.15	2.14	2.19	2.29	2.32	2.22	1.99	9999	2.12	2.11	2.07	2.07	2.00	2.57	2.82	2.42
12	2.44	2.77	3.66	2.81	2.10	2.03	2.07	2.06	2.06	2.07	2.14	2.15	2.22	9999	2.25	2.16	1.96	1.98	1.98	1.96	2.04	2.97	2.01	4.36	2.36
13	4.71	2.91	3.65	3.80	3.58	2.84	2.06	2.02	1.94	2.17	2.38	9999	2.20	2.12	2.22	2.08	2.00	1.92	1.91	1.93	1.96	1.99	2.03	3.87	2.53
14	5.23	4.10	7.52	7.49	7.26	7.90	7.70	7.79	6.68	3.74	2.33	2.33	2.14	2.07	2.10	2.17	2.19	2.05	2.01	2.04	2.05	2.02	1.99	3.42	4.01
15	4.67	4.07	6.46	5.04	5.17	4.31	2.86	2.82	2.19	2.20	2.16	2.11	2.07	2.05	2.10	2.09	2.14	2.04	2.11	2.31	2.40	2.01	2.62	2.90	2.95
16	2.44	2.37	2.37	2.83	2.85	3.03	5.20	4.35	2.65	2.25	2.13	2.07	2.05	2.09	2.33	9999	9999	2.52	2.73	2.75	2.19	2.06	2.05	2.22	2.62
17	2.12	2.10	2.33	2.39	2.74	9999	9999	9999	9999	9999	9999	1.82	1.75	1.72	1.77	1.89	2.02	2.58	2.46	2.19	5.23	2.45	2.23	2.25	2.34
18	4.43	6.87	3.30	3.59	8.46	8.49	6.63	5.11	2.62	9999	2.69	2.07	2.37	2.38	2.07	2.14	2.21	2.28	2.50	2.72	2.22	2.17	1.95	2.06	3.54
19	2.07	2.18	3.13	2.63	2.62	3.83	2.97	2.66	2.48	2.35	2.31	2.28	2.36	2.12	2.21	1.94	1.95	1.93	2.03	2.19	2.39	2.45	4.46	2.54	2.50
20	4.31	5.94	3.55	2.85	2.74	2.98	3.36	3.25	3.00	2.51	2.29	2.29	9999	2.05	2.00	1.99	2.03	2.10	2.27	2.58	2.86	5.49	3.60	2.23	2.97
21	2.43	2.43	2.30	2.36	2.35	2.36	2.42	2.58	3.39	2.55	1.98	1.97	2.02	1.92	1.95	1.94	1.94	9999	9999	3.63	2.41	2.45	2.43	2.09	2.36
22	1.95	1.86	1.91	2.17	2.62	2.54	2.29	2.46	2.23	9999	2.02	1.92	1.85	1.85	1.86	1.85	1.89	1.90	2.12	2.35	2.07	2.49	3.07	2.11	2.15
23	1.84	1.91	1.91	1.90	2.76	2.80	2.12	2.11	2.04	9999	1.94	1.96	1.94	1.90	2.13	2.10	2.15	2.96	3.76	2.95	4.83	4.12	2.82	2.62	2.50
24	2.28	2.31	2.42	5.44	4.13	5.72	4.19	2.14	2.08	2.14	2.35	2.29	2.08	2.07	2.05	2.05	9999	2.14	2.23	2.58	2.27	3.23	2.56	2.61	2.75
25	6.18	6.23	4.49	7.89	8.21	4.00	3.11	2.93	2.61	2.33	2.25	2.17	2.23	2.09	2.01	2.10	2.12	9999	9999	2.22	2.14	2.27	2.51	2.58	3.39
26	3.26	3.66	2.80	2.50	2.61	2.51	2.57	2.54	2.27	2.25	2.24	2.04	2.31	2.20	9999	2.02	1.94	2.11	2.13	1.98	2.06	2.16	3.62	2.78	2.46
27	2.28	2.94	2.93	2.71	2.47	2.68	2.61	2.38	2.15	2.18	2.17	9999	2.01	2.12	2.11	2.06	2.05	2.01	2.09	1.92	1.83	1.98	2.00	2.23	2.26
28	2.47	2.46	3.49	2.89	2.33	2.12	1.95	2.20	1.95	1.88	1.89	1.90	1.90	1.89	1.87	1.86	1.84	1.82	9999	9999	1.84	1.79	1.80	1.84	2.09
29	1.89	1.94	2.18	2.16	1.99	1.92	2.23	2.10	2.06	1.83	1.92	2.43	2.05	1.95	1.94	2.14	9999	3.12	3.29	2.64	2.08	2.11	2.40	4.81	2.31
30	6.76	2.66	2.76	3.02	4.61	3.01	2.51	2.25	2.40	2.19	1.85	1.87	1.88	1.88	1.89	9999	9999	9999	1.92	2.01	2.21	2.63	3.62	6.07	2.86
31	2.55	2.73	6.21	6.87	8.09	6.28	3.69	6.81	5.36	3.52	9999	9999	2.26	2.24	2.36	2.59	2.83	3.23	3.02	2.84	2.67	2.49	2.36	3.28	3.83

HOURLY MAX: 1ST 9.42 ON DAY 2 HOUR 21
2ND 8.49 ON DAY 18 HOUR 5

N.E. CORRIDOR HYDROCARBON STUDY
HOURLY AVERAGE REPORT
****

STATE	31	NEW JERSEY
AREA	180	BAYONNE
SITE	3	N8
PARAMETER	43102	NON-METHANE HYDROCARBONS
UNITS	7	PARTS PER MILLION

YEAR	1980
MONTH	JULY

	HOUR																								DAILY
DAY	00	01	02	03	04	05	06	07	08	09	10	11	12	13	14	15	16	17	18	19	20	21	22	23	AVG
1	9999	.36	.33	.39	.30	.39	.39	.66	.54	.51	.33	.39	.48	.42	.51	9999	.48	.45	.48	.63	.81	.72	.72	.66	.50
2	.72	.60	.72	.78	.84	.72	.75	.90	.48	.33	.39	.42	.39	.39	9999	9999	.69	.99	1.17	1.62	1.56	1.23	1.14	.87	.80
3	.69	.66	.54	.63	.42	.36	.36	.42	.42	.24	.42	.57	9999	9999	.75	.75	.66	.63	.84	.42	.30	.45	.51	.75	.54
4	1.20	1.14	.90	.57	.45	.27	.27	.15	.03	.09	9999	.15	.09	.15	.00	.06	.33	.03	.03	.96	.96	1.65	.54	.48	.46
5	.57	.75	.81	.81	.90	1.17	1.47	1.50	.90	.54	.30	.24	.15	.09	.18	9999	.39	.27	.48	.54	.30	.18	.21	.09	.56
6	.06	.15	.00	.00	.00	.00	.00	.00	.00	.00	.00	.00	.00	9999	.03	.03	.06	.06	.06	.06	.09	.06	.12	.09	.04
7	.09	.09	.09	.06	.06	.12	.15	.18	.18	.06	.00	.00	.00	.00	9999	9999	.00	.00	.00	.03	.12	.54	.54	.69	.14
8	.90	.57	.36	.30	.33	.36	.21	.18	.03	9999	.00	.00	.09	.09	.00	.00	.00	.00	.00	.06	.12	.21	.24	.18	.18
9	.09	.06	.15	.36	.51	.51	.27	.27	.33	9999	.00	.42	.12	.00	.00	.09	.15	.30	.42	.45	.39	.27	.18	.18	.24
10	.45	.57	.36	.33	.42	.42	.39	.42	.54	.60	.06	.00	.00	.00	.03	9999	.00	.00	.09	.24	.06	.15	.06	.15	.23
11	.12	.15	.39	.21	.15	.57	.66	.69	.45	.33	.18	.24	.18	.00	.00	9999	9999	.03	.03	.63	.12	.03	.06	.00	.24
12	.00	.00	.00	.00	.00	.00	.03	.03	.00	.00	.00	.00	.00	9999	9999	.03	.09	.09	.09	.15	.18	.42	.18	.24	.07
13	.30	.24	.30	.36	.33	.30	.18	.06	.06	.06	.06	9999	.00	.00	.00	.00	.00	.00	.00	.00	.12	.36	.15	.06	.13
14	.24	.21	.12	.18	.48	.21	.81	.48	.27	.27	.09	.30	9999	9999	.15	.12	.06	.06	.21	.36	.30	.33	.15	.18	.25
15	.48	.39	.15	.39	.36	.45	.48	.39	.24	.21	.33	.18	.18	.15	9999	9999	.06	.12	.33	.24	.09	.00	.00	.06	.24
16	.06	.21	.18	.27	.09	.45	.60	.36	.63	.33	.42	.03	.03	.00	.18	9999	9999	.00	.33	.69	.69	.24	.33	.36	.29
17	.33	.18	.00	.00	.42	9999	9999	9999	9999	9999	9999	.51	.48	.42	.39	.33	.24	.24	.18	.39	.78	.87	1.53	2.04	.52
18	.90	.69	.60	.57	.78	.87	.60	.45	.48	9999	.03	.09	.21	.15	.00	.00	.00	.06	.21	.12	.18	.06	.00	.00	.31
19	.00	.00	.00	.15	.00	.42	.03	.06	.00	.09	.00	.00	.03	9999	.00	.00	.00	.00	.00	.09	.15	.00	.00	.51	.07
20	.06	.00	.33	.15	.48	.48	.57	.72	.30	.12	.21	.00	9999	.06	.06	.06	.03	.03	.06	.18	.93	.66	.81	.72	.31
21	.75	.99	.81	.54	.57	.45	.60	.51	.51	.27	.09	.09	.12	.18	.12	.27	.48	.60	9999	.06	.06	.00	.00	.00	.35
22	.12	.00	.00	.27	.21	.18	.51	.09	.21	9999	.09	.03	.00	.00	.00	.00	.00	.03	.00	.12	.00	.09	.15	.03	.09
23	.12	.15	.15	.09	.24	.12	.03	.09	.06	9999	.00	.06	.21	.33	.12	.00	.12	.15	.24	.45	.39	.24	.21	.27	.17
24	.12	.21	.15	.00	.00	.00	.00	.00	.00	.00	.00	.00	.00	.00	.00	.00	9999	.27	.12	.09	.24	.36	.51	.21	.10
25	.15	.24	.18	.36	.24	.03	.39	.69	.33	.15	.06	.00	.00	.00	.00	.00	.00	.00	9999	.00	.00	.03	.24	.36	.15
26	.81	.81	.84	.72	.90	.99	1.02	1.23	.39	.18	.21	.00	.15	.09	9999	.00	.00	.00	.18	.06	.00	.36	.09	.09	.40
27	.03	.03	.00	.00	.00	.00	.09	.03	.00	.00	.00	9999	.00	.00	.00	.00	.00	.00	.09	.03	.00	.00	.06	.06	.02
28	.00	.06	.00	.00	.00	.00	.00	.00	.00	.00	.00	.00	.00	.00	.00	.00	.00	.00	9999	9999	.00	.00	.00	.00	.00
29	.00	.00	.00	.00	.00	.00	.06	.21	.06	.21	.24	.57	.57	.51	.42	.36	9999	.30	.27	.54	.81	.87	.99	.87	.34
30	.99	.66	.33	.24	.12	.45	.78	.51	.51	.33	.87	.42	.12	.03	.00	.00	9999	9999	.00	.51	.54	.63	.66	.57	.42
31	.51	.87	2.64	.75	.27	.63	1.26	.39	.15	.24	9999	9999	.00	.00	.00	.00	.00	.15	.27	.30	.09	.12	.06	.21	.40

HOURLY MAX: 1ST 2.64 ON DAY 31 HOUR 2
2ND 2.04 ON DAY 17 HOUR 23

N.E. CORRIDOR HYDROCARBON STUDY
HOURLY AVERAGE REPORT
****

STATE	31	NEW JERSEY
AREA	180	BAYONNE
SITE	3	N8
PARAMETER	43201	METHANE (CH4)
UNITS	7	PARTS PER MILLION

YEAR 1980
MONTH AUGUST

DAY	HOUR 00	01	02	03	04	05	06	07	08	09	10	11	12	13	14	15	16	17	18	19	20	21	22	23	DAILY AVG
1	5.37	3.69	2.47	2.56	3.00	4.40	4.41	2.89	2.20	2.04	2.05	9999	9999	1.95	2.05	2.09	2.18	2.08	2.64	2.75	3.13	5.51	2.22	2.14	2.90
2	2.21	2.30	2.37	2.29	2.66	2.94	2.82	2.66	2.15	2.18	2.14	9999	2.05	2.12	2.15	2.12	2.53	3.03	4.32	4.16	3.97	4.99	3.48	3.63	2.84
3	2.96	2.73	2.69	2.82	4.71	8.02	8.21	6.52	6.13	2.71	2.59	9999	2.19	2.17	2.11	2.11	2.27	2.73	2.56	2.68	3.56	3.92	3.78	2.30	3.59
4	2.10	2.13	2.17	2.12	2.28	2.84	6.16	3.76	3.10	2.68	2.26	2.32	2.64	2.22	2.03	2.01	9999	9999	2.20	2.50	2.30	2.75	2.58	2.50	2.62
5	2.55	3.09	6.45	5.21	4.85	6.91	2.84	2.85	2.33	9999	2.01	2.01	2.03	2.30	2.02	2.05	2.06	3.82	2.43	2.31	3.58	4.71	5.51	2.23	3.31
6	2.58	4.52	2.39	2.90	3.44	2.95	2.64	2.39	2.30	9999	2.47	2.24	1.98	1.95	1.95	1.95	1.97	2.01	2.07	2.18	2.33	2.74	3.05	4.89	2.60
7	2.67	4.78	4.84	6.40	5.21	2.14	2.33	2.14	2.32	2.94	2.71	2.41	2.05	1.95	9999	2.10	2.08	2.10	2.13	2.18	2.57	3.43	2.68	2.78	2.91
8	2.50	2.28	3.49	3.20	2.36	2.24	2.28	2.40	2.49	2.42	2.47	2.35	2.61	2.20	2.04	2.04	9999	2.08	2.03	2.10	2.05	2.33	2.53	2.43	2.39
9	2.60	2.67	2.24	2.12	2.18	2.12	2.02	2.05	2.03	2.07	2.34	2.11	9999	2.26	2.04	2.09	2.01	2.01	2.17	3.63	2.64	3.30	3.75	3.70	2.44
10	3.97	4.00	3.23	7.07	8.06	6.73	3.82	2.64	2.33	2.11	2.07	9999	9999	1.96	1.91	2.03	2.22	2.11	2.16	1.96	2.16	1.85	1.85	1.88	3.10
11	2.19	2.01	2.31	2.61	2.08	1.96	1.99	1.99	1.98	1.95	2.00	9999	9999	2.44	2.30	2.46	2.44	2.43	2.13	2.05	3.00	5.67	2.28	1.92	2.37
12	2.40	2.51	4.79	3.51	4.08	3.59	2.12	2.08	2.00	1.98	1.94	1.97	2.18	9999	2.23	2.11	2.27	1.91	1.92	1.90	1.96	2.11	2.11	2.35	2.44
13	2.27	3.88	2.99	2.29	2.81	2.20	2.05	2.03	2.00	1.93	9999	9999	2.02	2.03	2.15	2.16	2.20	1.92	1.90	1.90	1.90	1.98	2.08	2.45	2.23
14	2.87	5.09	5.58	6.73	6.15	3.31	5.96	2.42	2.51	2.62	2.59	2.43	2.22	9999	9999	2.76	3.13	2.69	3.60	3.80	5.19	4.84	5.12	2.55	3.83
15	4.78	2.99	2.47	2.74	2.87	2.60	2.42	2.13	1.99	1.91	1.91	2.12	2.09	1.99	2.08	9999	2.05	2.11	1.95	1.91	1.89	1.94	1.94	1.86	2.29
16	1.88	1.96	1.94	2.00	2.10	2.51	2.00	1.92	1.86	1.92	1.92	9999	1.89	1.89	1.87	1.90	1.90	2.01	2.70	3.09	3.38	3.39	3.34	2.72	2.26
17	2.72	3.12	2.22	2.30	2.42	3.44	4.28	6.45	4.55	2.33	2.23	2.16	9999	2.11	2.07	2.00	2.05	2.38	2.05	1.98	2.14	2.17	2.25	2.34	2.69
18	3.56	5.55	5.93	5.18	5.42	4.58	4.22	2.72	3.48	2.35	2.04	2.05	2.12	2.11	9999	9999	2.40	2.00	1.97	1.99	1.98	1.95	2.20	2.20	3.09
19	2.23	2.51	2.63	2.05	2.67	2.30	4.09	4.12	3.84	4.69	9999	2.62	2.20	2.07	2.17	2.42	2.37	2.24	2.48	2.36	2.54	2.38	2.39	3.09	2.72
20	4.60	2.26	2.71	2.58	3.96	4.20	4.99	3.92	2.11	2.12	9999	9999	2.01	2.03	2.01	2.06	2.00	1.94	1.95	1.93	1.94	1.99	1.89	1.96	2.60
21	1.90	1.89	1.90	1.88	2.03	2.06	1.94	1.94	1.96	9999	9999	9999	9999	9999	9999	9999	9999	9999	1.58	1.66	1.83	1.58	1.56	1.58	9999
22	1.54	1.62	1.51	1.57	1.53	1.77	1.61	1.57	1.58	1.60	1.64	9999	9999	1.87	1.86	1.83	1.82	1.75	1.87	1.90	1.90	1.88	2.84	7.14	2.01
23	3.42	3.47	5.16	6.77	6.11	6.46	3.02	4.16	2.85	2.13	2.08	2.02	9999	1.97	1.95	1.91	2.09	2.32	2.04	2.01	1.97	3.20	6.07	3.51	3.33
24	2.94	2.69	2.29	2.25	4.15	7.21	9.29	3.91	2.09	2.15	2.07	2.09	2.14	2.32	9999	1.97	2.09	2.26	2.16	2.06	3.16	4.48	5.57	3.73	3.26
25	5.69	5.09	3.05	2.61	9.22	5.40	3.23	3.49	2.37	2.44	2.50	2.53	9999	2.21	2.34	2.20	2.42	2.46	3.04	3.32	2.30	2.35	3.15	3.73	3.35
26	4.58	8.00	5.92	3.75	4.96	6.94	5.58	4.05	4.42	4.41	3.45	2.89	9999	2.23	2.33	2.30	2.14	2.08	2.12	2.10	2.34	2.58	3.31	4.10	3.76
27	7.48	9.08	5.22	6.56	5.24	3.43	3.49	9999	9999	9999	9999	1.99	2.00	2.13	2.50	2.92	2.42	2.17	2.21	2.35	2.19	2.18	2.31	2.29	3.51
28	2.41	2.34	2.50	3.00	5.56	2.87	2.70	2.57	2.17	2.08	2.04	2.04	2.06	9999	2.12	2.27	2.60	2.48	2.11	2.20	2.03	2.22	2.19	2.15	2.47
29	2.32	2.04	2.10	2.09	2.41	2.36	2.25	2.23	2.01	9999	2.31	2.12	2.01	1.97	1.96	2.01	1.98	2.14	2.16	1.98	2.03	1.99	1.96	2.09	2.11
30	2.09	2.18	1.96	2.02	2.16	2.34	2.42	2.30	2.14	1.98	2.06	2.08	2.10	9999	9999	1.97	2.03	2.41	2.24	2.16	2.10	2.56	2.91	4.20	2.29
31	3.80	4.50	3.53	2.34	2.51	2.78	3.00	2.15	2.01	2.00	2.01	2.03	9999	2.11	1.93	1.98	2.04	1.98	2.00	1.99	2.16	3.34	3.47	3.14	2.56

HOURLY MAX: 1ST 9.29 ON DAY 24 HOUR 6
2ND 9.22 ON DAY 25 HOUR 4

N.E. CORRIDOR HYDROCARBON STUDY
HOURLY AVERAGE REPORT
****

STATE	31	NEW JERSEY
AREA	180	BAYONNE
SITE	3	N8
PARAMETER	43102	NON-METHANE HYDROCARBONS
UNITS	7	PARTS PER MILLION

YEAR	1980
MONTH	AUGUST

DAY	HOUR 00	01	02	03	04	05	06	07	08	09	10	11	12	13	14	15	16	17	18	19	20	21	22	23	DAILY AVG
1	.30	.57	.24	.18	.48	.90	.84	.57	.48	.15	9999	9999	9999	.00	.03	.06	.24	.15	.42	.63	.63	1.11	.36	.21	.41
2	.21	.03	.03	.00	.00	.03	.03	.00	.00	.06	.00	9999	.00	.24	.00	.18	.27	.27	.09	.36	.54	.78	.54	.45	.18
3	.69	.15	.39	.48	.51	.57	.54	.21	.06	.15	.24	9999	9999	.00	.03	.06	.00	.00	.03	.09	.21	.33	.12	.12	.23
4	.18	.27	.24	.21	.27	1.14	1.41	1.35	1.62	.54	.45	.51	.48	.36	.18	.12	9999	9999	.42	.24	.33	.51	.63	.48	.54
5	.30	.24	.36	.87	1.05	.99	.69	.54	.51	9999	.06	.06	.09	.18	.09	.09	.15	.12	.51	.51	1.05	.84	.96	.09	.45
6	.24	.81	.39	.18	.03	.30	.27	.33	.27	9999	.33	.06	.12	.09	.18	.00	.00	.00	.00	.00	.12	.09	.09	.12	.17
7	.27	.30	.03	.15	.57	.15	.42	.24	.21	.21	.06	.12	.00	.00	9999	.00	.03	.00	.03	.00	.75	1.23	1.32	.93	.31
8	.12	.72	.96	.66	.81	.84	.57	.33	.57	.15	.00	.06	.00	9999	9999	9999	9999	.06	.21	.06	.27	2.10	1.02	.45	.50
9	.54	.03	.00	.00	.00	.00	.00	.00	.00	.00	.00	.00	9999	9999	.00	.00	.00	.00	.06	.06	.24	.06	.09	.24	.06
10	.00	.00	.00	.00	.00	.00	.00	.00	.00	.00	.00	9999	9999	.03	.03	.03	.00	.09	.03	.06	.06	.00	.00	.00	.02
11	.00	.00	.00	.00	.00	.00	.00	.03	.03	9999	9999	9999	9999	.15	.15	.09	.78	.90	.78	1.50	3.60	3.27	.45	.57	.62
12	.30	.33	.21	.00	.27	.27	.18	.24	.57	.09	.00	.00	.00	9999	.00	.00	.00	.00	.00	.09	.87	.51	.60	.42	.22
13	.39	.57	.18	.09	.00	.00	.00	.00	.03	.00	9999	9999	.00	.00	.00	.00	.00	.00	.00	.00	.03	.06	.30	.30	.09
14	.27	.45	.39	.36	.81	2.22	3.15	1.95	.99	1.14	.42	.15	.03	9999	9999	.30	.54	.12	.51	.27	.27	.57	.54	.69	.73
15	.93	.51	.45	.15	.21	.27	.33	.21	.06	.03	.00	.03	.06	.00	.00	9999	.00	.03	.03	.09	.18	.21	.18	.09	.18
16	.15	.03	.06	.00	.00	.00	.00	.00	.00	.00	.00	9999	.00	.00	.00	.00	.00	.00	.00	.00	.00	.00	.21	.45	.04
17	.30	.15	.00	.12	.24	.27	.00	.00	.03	.00	.00	.00	9999	.00	.00	.00	.03	.12	.27	.24	.21	.24	.12	.09	.11
18	.09	.33	.27	.39	.78	2.04	.69	.51	.81	.45	.03	.03	.00	.00	.00	9999	.00	.00	.06	.15	.00	.00	.00	.00	.29
19	.00	.00	.00	.00	.00	.00	.06	.33	.24	.21	9999	.36	.27	.09	.39	.03	.12	.12	.24	.42	.36	.27	.42	.54	.19
20	.12	.18	.63	.51	.81	.30	.60	.33	.21	.09	9999	9999	.12	.06	.00	.18	.00	.00	.00	.00	.00	.00	.00	.00	.19
21	.00	.00	.00	.00	.00	.00	.00	.00	.00	.00	9999	9999	9999	9999	9999	9999	9999	9999	.30	.27	.27	.24	.24	.24	9999
22	.24	.21	.18	.09	.12	.18	.30	.36	.36	.42	.42	9999	9999	.09	.03	.06	.06	.18	.15	.21	.21	.24	.36	.81	.24
23	.30	.36	.63	.96	.57	1.14	.96	.63	.24	.09	.00	9999	9999	.00	.00	.00	.24	.30	.18	.45	.51	.57	1.08	.87	.46
24	.39	.30	.21	.21	.42	1.17	.69	.21	.03	.03	.00	.00	.00	.00	9999	.03	.03	.30	.39	1.23	1.20	.84	.54	1.08	.40
25	.96	.66	.42	.69	.99	.42	.36	.39	.36	.09	.12	.06	9999	.06	.06	.09	.09	.12	.15	.12	.12	.12	.12	.12	.29
26	.09	.09	.12	.12	.15	.15	.15	.15	.15	.18	.06	.06	.09	.09	.42	.33	.39	.36	.60	.93	.93	1.20	1.77	1.77	.43
27	1.92	2.40	1.71	1.05	1.17	1.17	1.38	1.29	1.65	1.80	1.14	.84	.18	.36	.33	.24	.33	.21	.42	.63	.51	.42	.45	.78	.93
28	.78	1.08	1.35	2.01	1.98	1.44	1.35	1.47	.48	.30	.21	.18	.36	.15	.15	.12	.12	.06	.30	.93	.45	.18	.24	.24	.66
29	.69	.63	.60	.24	.90	.60	1.26	1.38	.42	.24	.18	.15	.27	.18	.12	.42	.45	.33	.15	.03	.00	.00	.00	.00	.39
30	.06	.18	.06	.06	.24	.24	.33	.27	.30	.00	.09	.12	.09	.15	.15	.09	.12	.24	.27	.36	.30	.18	.21	.30	.18
31	.24	.36	.48	.27	.27	.42	.63	.39	.21	.21	.39	.30	9999	.27	.12	.15	.15	.12	.12	.27	.18	.21	.21	9999	.27

HOURLY MAX: 1ST 3.60 ON DAY 11 HOUR 20
2ND 3.27 ON DAY 11 HOUR 21

N.E. CORRIDOR HYDROCARBON STUDY
HOURLY AVERAGE REPORT
****

STATE	31	NEW JERSEY
AREA	180	BAYONNE
SITE	3	N8
PARAMETER	43201	METHANE (CH4)
UNITS	7	PARTS PER MILLION

YEAR 1980
MONTH SEPTEMBER

DAY	HOUR 00	01	02	03	04	05	06	07	08	09	10	11	12	13	14	15	16	17	18	19	20	21	22	23	DAILY AVG
1	3.18	4.05	2.05	2.31	2.40	2.19	2.67	2.72	2.49	2.53	2.15	2.08	2.14	9999	2.37	2.17	2.09	2.79	3.35	2.93	2.10	2.43	3.39	3.62	2.62
2	2.37	2.58	3.17	4.20	4.12	2.53	2.85	2.81	3.06	2.18	2.02	2.09	1.89	1.85	1.99	1.94	9999	1.93	2.43	2.79	2.16	2.08	1.90	1.84	2.47
3	1.84	1.85	1.87	1.85	1.83	1.83	1.83	1.87	1.91	2.19	1.86	1.83	1.77	9999	1.94	1.97	2.01	2.09	2.14	2.17	2.17	2.66	2.96	5.55	2.17
4	3.75	4.31	3.48	3.93	4.55	3.65	4.90	3.59	2.61	2.37	2.30	2.22	2.02	2.15	2.34	2.25	2.30	2.25	2.20	2.13	2.09	2.07	2.35	2.28	2.84
5	1.95	1.88	1.88	1.97	1.96	2.01	2.15	1.93	1.94	1.83	1.85	1.77	9999	1.89	2.02	2.01	2.14	2.60	2.32	2.18	2.13	2.26	3.66	3.31	2.16
6	2.80	2.18	2.10	2.13	2.13	2.39	3.77	2.27	2.37	2.32	2.31	2.53	9999	1.93	1.89	2.03	1.95	1.99	1.94	1.88	1.91	2.86	4.08	2.12	2.34
7	3.33	4.20	3.14	5.39	5.41	9999	2.98	1.77	1.41	1.74	1.48	1.34	1.36	1.45	1.46	1.54	1.45	1.46	1.48	1.48	1.53	1.43	1.39	3.15	2.23
8	4.62	4.26	2.64	1.94	1.42	2.07	2.57	1.52	1.23	1.62	1.52	1.21	1.22	9999	1.88	1.83	1.87	1.93	1.94	1.98	2.04	3.02	9999	2.85	2.14
9	3.93	9999	5.76	3.08	2.92	2.70	3.98	2.70	2.20	2.13	1.85	1.85	1.83	2.03	2.11	2.15	2.16	2.22	2.17	2.28	2.32	2.69	2.99	2.05	2.61
10	2.30	2.21	2.68	2.92	2.11	1.99	1.99	2.02	2.00	2.00	1.90	1.89	9999	1.83	1.85	1.93	1.95	1.97	2.01	2.01	2.03	3.00	2.13	3.74	2.19
11	1.94	3.19	3.15	2.43	2.12	2.13	2.22	1.90	1.79	1.77	1.72	1.70	1.72	1.79	9999	9999	9999	9999	2.19	2.30	2.08	1.94	1.84	1.89	2.09
12	1.99	2.08	2.26	2.53	2.61	2.19	2.35	2.32	2.27	2.81	2.94	2.14	2.24	2.09	9999	2.26	2.40	2.43	2.38	2.41	2.56	3.13	2.68	2.46	2.41
13	4.10	4.29	2.33	2.48	6.32	8.74	6.43	3.86	2.58	1.94	1.96	1.98	2.00	2.13	9999	9999	9999	9999	9999	9999	9999	9999	9999	9999	9999
14	9999	9999	9999	9999	9999	9999	9999	9999	9999	9999	9999	9999	9999	9999	9999	9999	9999	9999	9999	9999	9999	9999	9999	9999	9999
15	9999	9999	9999	9999	9999	9999	9999	9999	9999	9999	9999	9999	9999	9999	9999	9999	9999	9999	9999	9999	9999	9999	9999	9999	9999
16	9999	9999	9999	9999	9999	9999	9999	9999	9999	9999	9999	9999	9999	9999	9999	9999	9999	9999	9999	9999	9999	9999	9999	9999	9999
17	9999	9999	9999	9999	9999	9999	9999	9999	9999	9999	9999	9999	9999	9999	9999	9999	9999	9999	9999	9999	9999	9999	9999	9999	9999
18	9999	9999	9999	9999	9999	9999	9999	9999	9999	9999	9999	9999	9999	9999	9999	9999	9999	9999	9999	9999	9999	9999	9999	9999	9999
19	9999	9999	9999	9999	9999	9999	9999	9999	9999	9999	9999	9999	9999	9999	9999	9999	9999	9999	9999	9999	9999	9999	9999	9999	9999
20	9999	9999	9999	9999	9999	9999	9999	9999	9999	9999	9999	9999	9999	9999	9999	9999	9999	9999	9999	9999	9999	9999	9999	9999	9999
21	9999	9999	9999	9999	9999	9999	9999	9999	9999	9999	9999	9999	9999	9999	9999	9999	9999	9999	9999	9999	9999	9999	9999	9999	9999
22	9999	9999	9999	9999	9999	9999	9999	9999	9999	9999	9999	9999	9999	9999	9999	9999	9999	9999	9999	9999	9999	9999	9999	9999	9999
23	9999	9999	9999	9999	9999	9999	9999	9999	9999	9999	9999	9999	9999	9999	9999	9999	9999	9999	9999	9999	9999	9999	9999	9999	9999
24	9999	9999	9999	9999	9999	9999	9999	9999	9999	9999	9999	9999	9999	9999	9999	9999	9999	9999	9999	9999	9999	9999	9999	9999	9999
25	9999	9999	9999	9999	9999	9999	9999	9999	9999	9999	9999	9999	9999	9999	9999	9999	9999	9999	9999	9999	9999	9999	9999	9999	9999
26	9999	9999	9999	9999	9999	9999	9999	9999	9999	9999	9999	9999	9999	9999	9999	9999	9999	9999	9999	9999	9999	9999	9999	9999	9999
27	9999	9999	9999	9999	9999	9999	9999	9999	9999	9999	9999	9999	9999	9999	9999	9999	9999	9999	9999	9999	9999	9999	9999	9999	9999
28	9999	9999	9999	9999	9999	9999	9999	9999	9999	9999	9999	9999	9999	9999	9999	9999	9999	9999	9999	9999	9999	9999	9999	9999	9999
29	9999	9999	9999	9999	9999	9999	9999	9999	9999	9999	9999	9999	9999	9999	9999	9999	9999	9999	9999	9999	9999	9999	9999	9999	9999
30	9999	9999	9999	9999	9999	9999	9999	9999	9999	9999	9999	9999	9999	9999	9999	9999	9999	9999	9999	9999	9999	9999	9999	9999	9999

HOURLY MAX: 1ST 8.74 ON DAY 13 HOUR 5
2ND 6.43 ON DAY 13 HOUR 6

N.E. CORRIDOR HYDROCARBON STUDY
HOURLY AVERAGE REPORT
****

STATE	31	NEW JERSEY
AREA	180	BAYONNE
SITE	3	N8
PARAMETER	43102	NON-METHANE HYDROCARBONS
UNITS	7	PARTS PER MILLION

YEAR	1980
MONTH	SEPTEMBER

	HOUR																								DAILY
DAY	00	01	02	03	04	05	06	07	08	09	10	11	12	13	14	15	16	17	18	19	20	21	22	23	AVG
1	.15	.27	.21	.18	.21	.39	.39	.39	.39	.48	.51	.27	.27	9999	.51	.45	.36	.51	.45	.30	.06	.03	.18	.39	.32
2	.27	.30	.33	.39	.69	.60	.54	.75	.78	.63	.45	.27	.21	.18	.27	.27	9999	.33	.66	.78	.15	.06	.03	.00	.39
3	.00	.09	.03	.00	.00	.00	.12	.15	.12	.06	.03	.03	.03	9999	.09	.09	.12	.09	.30	.87	.75	.66	.84	.63	.22
4	.45	.45	.42	.42	.45	.54	.63	.66	.57	.54	.39	.24	9999	.21	.21	.24	.30	.27	.24	.15	.09	.24	.12	.12	.35
5	.15	.27	.54	.06	.06	.06	.09	.21	.00	.09	.21	.18	9999	.21	.24	.27	.39	.81	.42	.36	.36	.21	.30	.54	.26
6	.48	.15	.21	.24	.30	.33	.27	.27	.27	.45	.33	.39	.39	.36	.39	.45	.48	.39	.30	.48	.48	.51	.60	.39	.37
7	.54	.87	.75	.81	.48	1.08	.33	.24	.21	.18	.09	.06	.09	.15	.12	.12	.09	.09	.15	.21	.24	.21	.27	.45	.33
8	.42	.63	.27	.21	.63	.87	1.17	.57	.39	.30	.18	.12	.09	9999	.06	.12	.09	.09	.21	.42	.57	.87	1.20	.99	.46
9	.84	1.56	1.02	.54	.39	.36	.63	.72	.66	.48	.27	.09	.06	.03	.03	.09	.27	.30	.30	.15	.12	.15	.24	.39	.40
10	.36	.45	.51	.24	.12	.15	.27	.24	.21	.06	.03	.03	9999	.06	.09	.06	.06	.06	.21	.33	.33	.33	.36	.54	.22
11	.36	.84	.54	.33	.21	.36	.75	.54	.33	.15	.12	.15	.24	.15	9999	9999	9999	9999	.39	.42	.36	.48	.03	.09	.34
12	.09	.12	.06	.09	.33	.27	.39	.96	.87	.57	.42	.24	.51	.24	9999	.24	.12	.15	.15	.15	.21	.24	.27	.45	.31
13	.48	.60	.15	.24	.93	1.68	1.53	.93	.48	.06	.03	.03	.03	.06	9999	9999	9999	9999	9999	9999	9999	9999	9999	9999	9999
14	9999	9999	9999	9999	9999	9999	9999	9999	9999	9999	9999	9999	9999	9999	9999	9999	9999	9999	9999	9999	9999	9999	9999	9999	9999
15	9999	9999	9999	9999	9999	9999	9999	9999	9999	9999	9999	9999	9999	9999	9999	9999	9999	9999	9999	9999	9999	9999	9999	9999	9999
16	9999	9999	9999	9999	9999	9999	9999	9999	9999	9999	9999	9999	9999	9999	9999	9999	9999	9999	9999	9999	9999	9999	9999	9999	9999
17	9999	9999	9999	9999	9999	9999	9999	9999	9999	9999	9999	9999	9999	9999	9999	9999	9999	9999	9999	9999	9999	9999	9999	9999	9999
18	9999	9999	9999	9999	9999	9999	9999	9999	9999	9999	9999	9999	9999	9999	9999	9999	9999	9999	9999	9999	9999	9999	9999	9999	9999
19	9999	9999	9999	9999	9999	9999	9999	9999	9999	9999	9999	9999	9999	9999	9999	9999	9999	9999	9999	9999	9999	9999	9999	9999	9999
20	9999	9999	9999	9999	9999	9999	9999	9999	9999	9999	9999	9999	9999	9999	9999	9999	9999	9999	9999	9999	9999	9999	9999	9999	9999
21	9999	9999	9999	9999	9999	9999	9999	9999	9999	9999	9999	9999	9999	9999	9999	9999	9999	9999	9999	9999	9999	9999	9999	9999	9999
22	9999	9999	9999	9999	9999	9999	9999	9999	9999	9999	9999	9999	9999	9999	9999	9999	9999	9999	9999	9999	9999	9999	9999	9999	9999
23	9999	9999	9999	9999	9999	9999	9999	9999	9999	9999	9999	9999	9999	9999	9999	9999	9999	9999	9999	9999	9999	9999	9999	9999	9999
24	9999	9999	9999	9999	9999	9999	9999	9999	9999	9999	9999	9999	9999	9999	9999	9999	9999	9999	9999	9999	9999	9999	9999	9999	9999
25	9999	9999	9999	9999	9999	9999	9999	9999	9999	9999	9999	9999	9999	9999	9999	9999	9999	9999	9999	9999	9999	9999	9999	9999	9999
26	9999	9999	9999	9999	9999	9999	9999	9999	9999	9999	9999	9999	9999	9999	9999	9999	9999	9999	9999	9999	9999	9999	9999	9999	9999
27	9999	9999	9999	9999	9999	9999	9999	9999	9999	9999	9999	9999	9999	9999	9999	9999	9999	9999	9999	9999	9999	9999	9999	9999	9999
28	9999	9999	9999	9999	9999	9999	9999	9999	9999	9999	9999	9999	9999	9999	9999	9999	9999	9999	9999	9999	9999	9999	9999	9999	9999
29	9999	9999	9999	9999	9999	9999	9999	9999	9999	9999	9999	9999	9999	9999	9999	9999	9999	9999	9999	9999	9999	9999	9999	9999	9999
30	9999	9999	9999	9999	9999	9999	9999	9999	9999	9999	9999	9999	9999	9999	9999	9999	9999	9999	9999	9999	9999	9999	9999	9999	9999

HOURLY MAX: 1ST 1.68 ON DAY 13 HOUR 5
2ND 1.56 ON DAY 9 HOUR 1

N.E. CORRIDOR HYDROCARBON STUDY
HOURLY AVERAGE REPORT
****

STATE	33	NEW YORK
AREA	4680	NEW YORK CITY
SITE	85	N10 (BROOKLYN)
PARAMETER	43201	METHANE (CH4)
UNITS	7	PARTS PER MILLION

YEAR	1980
MONTH	JUNE

	HOUR																								DAILY
DAY	00	01	02	03	04	05	06	07	08	09	10	11	12	13	14	15	16	17	18	19	20	21	22	23	AVG
1	9999	9999	9999	9999	9999	9999	9999	9999	9999	9999	9999	9999	9999	9999	9999	9999	9999	9999	9999	9999	9999	9999	9999	9999	9999
2	9999	9999	9999	9999	9999	9999	9999	9999	9999	9999	9999	9999	9999	9999	9999	9999	9999	9999	9999	9999	9999	9999	9999	9999	9999
3	9999	9999	9999	9999	9999	9999	9999	9999	9999	9999	9999	9999	9999	9999	9999	9999	9999	9999	9999	9999	9999	9999	9999	9999	9999
4	9999	9999	9999	9999	9999	9999	9999	9999	9999	9999	9999	9999	9999	9999	9999	9999	9999	9999	9999	9999	9999	9999	9999	9999	9999
5	9999	9999	9999	9999	9999	9999	9999	9999	9999	9999	9999	9999	9999	9999	9999	9999	9999	9999	9999	9999	9999	9999	9999	9999	9999
6	9999	9999	9999	9999	9999	9999	9999	9999	9999	9999	9999	9999	9999	9999	9999	9999	9999	9999	9999	9999	9999	9999	9999	9999	9999
7	9999	9999	9999	9999	9999	9999	9999	9999	9999	9999	9999	9999	9999	9999	9999	9999	9999	9999	9999	9999	9999	9999	9999	9999	9999
8	9999	9999	9999	9999	9999	9999	9999	9999	9999	9999	9999	9999	9999	9999	9999	9999	9999	9999	9999	9999	9999	9999	9999	9999	9999
9	9999	9999	9999	9999	9999	9999	9999	9999	9999	9999	9999	9999	9999	9999	9999	9999	9999	9999	9999	9999	9999	9999	9999	9999	9999
10	9999	9999	9999	9999	9999	9999	9999	9999	9999	9999	9999	9999	9999	9999	9999	9999	9999	9999	9999	9999	9999	9999	9999	9999	9999
11	9999	9999	9999	9999	9999	9999	9999	9999	9999	9999	9999	9999	9999	9999	9999	9999	9999	9999	9999	9999	9999	9999	9999	9999	9999
12	9999	9999	9999	9999	9999	9999	9999	9999	9999	9999	9999	9999	9999	9999	9999	9999	9999	9999	9999	9999	9999	9999	9999	9999	9999
13	9999	9999	9999	9999	9999	9999	9999	9999	9999	9999	9999	9999	9999	9999	9999	9999	9999	9999	9999	9999	9999	9999	9999	9999	9999
14	9999	9999	9999	9999	9999	9999	9999	9999	9999	9999	9999	9999	9999	9999	9999	9999	9999	9999	9999	9999	9999	9999	9999	9999	9999
15	9999	9999	9999	9999	9999	9999	9999	9999	9999	9999	9999	9999	9999	9999	9999	9999	9999	9999	9999	9999	9999	9999	9999	9999	9999
16	9999	9999	9999	9999	9999	9999	9999	9999	9999	9999	9999	9999	9999	9999	9999	9999	9999	9999	9999	9999	9999	9999	9999	9999	9999
17	9999	9999	9999	9999	9999	9999	9999	9999	9999	9999	9999	9999	9999	9999	1.71	1.77	1.77	1.78	1.78	1.79	1.79	1.80	1.80	1.80	9999
18	1.84	1.88	1.95	2.03	2.14	2.86	2.47	2.30	2.98	2.55	2.03	1.91	1.78	1.75	1.77	1.79	1.80	1.82	1.84	1.85	1.87	1.89	1.90	1.86	2.04
19	1.89	1.98	2.09	2.60	2.84	2.54	2.61	2.64	2.64	2.95	2.57	2.17	1.82	1.75	1.73	1.75	1.76	1.77	1.77	1.78	1.79	1.68	1.69	1.70	2.10
20	1.71	1.71	1.72	1.72	1.76	1.77	1.80	1.77	1.83	2.03	1.95	1.88	9999	1.73	1.74	1.75	1.76	1.77	1.78	1.79	1.81	1.84	1.86	1.88	1.80
21	1.90	1.92	1.95	1.94	1.98	2.04	1.89	1.84	1.86	1.93	1.88	1.85	1.80	9999	1.76	1.79	1.76	1.79	1.83	2.23	2.06	1.85	1.97	1.99	1.90
22	2.03	2.08	2.29	2.52	2.96	3.24	2.45	9999	9999	9999	9999	9999	1.84	1.87	1.82	1.79	1.71	1.73	1.75	1.77	1.79	1.80	1.84	1.85	2.06
23	1.90	2.01	2.18	2.58	2.91	2.87	3.16	3.09	3.67	2.92	2.01	1.96	2.20	9999	1.87	1.85	1.85	1.85	1.85	1.85	1.84	1.85	1.88	2.00	2.27
24	2.00	2.27	2.70	3.26	3.34	3.06	2.82	2.57	2.87	3.03	9999	1.81	1.87	1.89	1.90	1.92	1.93	1.96	2.20	2.51	2.41	2.79	2.92	3.06	2.48
25	2.12	2.08	2.11	2.16	2.19	2.11	2.05	1.99	1.92	1.90	1.96	1.94	1.91	1.88	9999	1.84	1.77	1.77	1.79	1.78	1.78	1.78	1.77	1.77	1.93
26	1.77	1.77	1.77	1.80	1.84	1.85	1.79	1.80	1.74	1.70	1.71	1.72	1.74	1.75	9999	1.69	1.70	1.71	1.73	1.72	1.76	1.81	1.87	2.02	1.77
27	2.08	2.19	3.18	2.95	2.35	2.44	3.01	2.11	1.97	1.89	1.85	1.84	1.85	1.91	1.85	1.83	9999	1.94	1.87	1.80	1.80	1.79	1.79	1.81	2.09
28	1.84	1.79	1.79	1.75	1.76	1.75	1.78	1.76	1.72	1.73	9999	9999	1.89	1.89	1.77	1.75	1.76	1.76	1.77	1.78	1.80	1.79	1.78	1.83	1.78
29	2.89	2.11	2.03	2.16	1.90	2.07	2.24	2.46	2.09	2.24	9999	9999	9999	9999	9999	9999	1.80	1.78	1.79	1.79	1.82	2.10	1.99	1.82	2.06
30	1.82	1.84	1.92	1.99	2.04	1.83	1.82	1.85	1.99	2.44	2.04	9999	1.97	1.87	1.81	1.78	1.80	1.77	1.93	2.00	1.93	2.09	2.11	1.96	1.94

HOURLY MAX: 1ST 3.67 ON DAY 23 HOUR 8
2ND 3.34 ON DAY 24 HOUR 4

N.E. CORRIDOR HYDROCARBON STUDY
HOURLY AVERAGE REPORT
****

STATE	33	NEW YORK
AREA	4680	NEW YORK CITY
SITE	85	N10 (BROOKLYN)
PARAMETER	43102	NON-METHANE HYDROCARBONS
UNITS	7	PARTS PER MILLION

YEAR	1980
MONTH	JUNE

DAY	HOUR 00	01	02	03	04	05	06	07	08	09	10	11	12	13	14	15	16	17	18	19	20	21	22	23	DAILY AVG
1	9999	9999	9999	9999	9999	9999	9999	9999	9999	9999	9999	9999	9999	9999	9999	9999	9999	9999	9999	9999	9999	9999	9999	9999	9999
2	9999	9999	9999	9999	9999	9999	9999	9999	9999	9999	9999	9999	9999	9999	9999	9999	9999	9999	9999	9999	9999	9999	9999	9999	9999
3	9999	9999	9999	9999	9999	9999	9999	9999	9999	9999	9999	9999	9999	9999	9999	9999	9999	9999	9999	9999	9999	9999	9999	9999	9999
4	9999	9999	9999	9999	9999	9999	9999	9999	9999	9999	9999	9999	9999	9999	9999	9999	9999	9999	9999	9999	9999	9999	9999	9999	9999
5	9999	9999	9999	9999	9999	9999	9999	9999	9999	9999	9999	9999	9999	9999	9999	9999	9999	9999	9999	9999	9999	9999	9999	9999	9999
6	9999	9999	9999	9999	9999	9999	9999	9999	9999	9999	9999	9999	9999	9999	9999	9999	9999	9999	9999	9999	9999	9999	9999	9999	9999
7	9999	9999	9999	9999	9999	9999	9999	9999	9999	9999	9999	9999	9999	9999	9999	9999	9999	9999	9999	9999	9999	9999	9999	9999	9999
8	9999	9999	9999	9999	9999	9999	9999	9999	9999	9999	9999	9999	9999	9999	9999	9999	9999	9999	9999	9999	9999	9999	9999	9999	9999
9	9999	9999	9999	9999	9999	9999	9999	9999	9999	9999	9999	9999	9999	9999	9999	9999	9999	9999	9999	9999	9999	9999	9999	9999	9999
10	9999	9999	9999	9999	9999	9999	9999	9999	9999	9999	9999	9999	9999	9999	9999	9999	9999	9999	9999	9999	9999	9999	9999	9999	9999
11	9999	9999	9999	9999	9999	9999	9999	9999	9999	9999	9999	9999	9999	9999	9999	9999	9999	9999	9999	9999	9999	9999	9999	9999	9999
12	9999	9999	9999	9999	9999	9999	9999	9999	9999	9999	9999	9999	9999	9999	9999	9999	9999	9999	9999	9999	9999	9999	9999	9999	9999
13	9999	9999	9999	9999	9999	9999	9999	9999	9999	9999	9999	9999	9999	9999	9999	9999	9999	9999	9999	9999	9999	9999	9999	9999	9999
14	9999	9999	9999	9999	9999	9999	9999	9999	9999	9999	9999	9999	9999	9999	9999	9999	9999	9999	9999	9999	9999	9999	9999	9999	9999
15	9999	9999	9999	9999	9999	9999	9999	9999	9999	9999	9999	9999	9999	9999	9999	9999	9999	9999	9999	9999	9999	9999	9999	9999	9999
16	9999	9999	9999	9999	9999	9999	9999	9999	9999	9999	9999	9999	9999	9999	9999	9999	9999	9999	9999	9999	9999	9999	9999	9999	9999
17	9999	9999	9999	9999	9999	9999	9999	9999	9999	9999	9999	9999	9999	9999	.69	.60	.60	.54	.57	.60	.60	.66	.63	.69	9999
18	.81	.87	.81	.69	.69	2.58	1.77	1.62	2.04	1.20	1.14	.75	.48	.48	.57	.54	.51	.57	.51	.51	1.44	.72	.78	.48	.94
19	.51	.57	.51	.75	.90	1.05	1.83	1.50	1.44	1.14	.96	.69	.54	.39	.45	.45	.39	.36	.36	.39	.33	.24	.27	.30	.68
20	.27	.24	.24	.21	.33	.54	.66	.51	.57	.60	.78	1.11	.63	.39	.48	.30	.30	.36	.27	.24	.21	.09	.06	.03	.39
21	.12	.15	.03	.03	.03	.21	.39	.21	.24	.21	.24	.24	.21	9999	.42	.33	.33	.33	.33	.39	.45	.42	.42	.51	.27
22	.60	.63	.99	1.05	1.29	1.41	.84	9999	9999	9999	9999	1.59	1.38	1.41	1.29	1.29	1.14	1.20	1.26	1.38	1.47	1.53	1.32	1.32	1.22
23	1.47	1.26	1.23	1.20	1.44	1.80	3.21	2.49	2.04	1.89	1.80	1.38	1.71	9999	.60	.36	.24	.24	.30	.36	.27	.18	.15	.18	1.12
24	.24	.36	.57	.60	1.08	1.08	1.53	1.47	1.53	.93	9999	.72	.75	.51	.54	.63	.75	1.02	.96	.84	.93	.87	.75	.78	.85
25	.60	.63	.60	.57	.84	1.05	1.47	1.80	1.29	1.05	.93	.72	1.05	.48	9999	.45	.21	.21	.30	.15	.12	.12	.21	.15	.65
26	.06	.03	.36	.18	.30	.33	.69	.84	.42	.30	.18	.24	.21	.12	9999	.30	.33	.36	.33	.27	.39	.48	.60	.84	.35
27	.93	.93	.93	.90	.60	1.59	1.86	2.07	1.32	.90	.81	.78	.66	.72	3.45	1.20	9999	1.35	.75	.45	.39	.42	.36	.39	1.03
28	.33	.30	.21	.21	.18	.21	.24	.27	.30	.51	9999	9999	.69	.51	.51	.51	.51	.54	.69	.45	.45	.45	.45	.27	.40
29	.33	.21	.12	.15	.24	.24	.27	.30	.36	1.29	9999	9999	.90	.87	.42	.42	.45	.45	.48	.48	.51	.48	.54	.48	.45
30	.45	.87	.72	.51	.54	.63	.63	.48	.69	.78	.81	.84	.63	.66	9999	9999	.24	.18	.18	.15	.24	.39	.21	.21	.50

HOURLY MAX: 1ST 3.45 ON DAY 27 HOUR 14
2ND 3.21 ON DAY 23 HOUR 6

N.E. CORRIDOR HYDROCARBON STUDY
HOURLY AVERAGE REPORT
****

STATE	33	NEW YORK
AREA	4680	NEW YORK CITY
SITE	85	N10 (BROOKLYN)
PARAMETER	43201	METHANE (CH4)
UNITS	7	PARTS PER MILLION

YEAR 1980
MONTH JULY

DAY	HOUR 00	01	02	03	04	05	06	07	08	09	10	11	12	13	14	15	16	17	18	19	20	21	22	23	DAILY AVG
1	9999	2.17	2.35	2.95	2.98	2.50	2.38	2.72	2.00	1.96	1.84	1.90	1.94	1.91	1.80	1.76	1.73	1.72	1.77	1.81	1.84	1.87	1.88	1.93	2.07
2	1.93	1.96	1.99	1.97	1.94	1.98	1.98	1.87	1.86	1.83	1.83	9999	1.87	9999	1.88	1.95	2.33	2.12	3.41	4.93	2.55	2.35	2.91	3.98	2.34
3	2.27	2.07	2.02	1.98	1.86	1.89	1.91	1.90	1.87	9999	1.90	1.96	2.05	2.02	2.02	2.12	1.93	1.96	1.91	1.95	1.86	1.87	2.06	2.14	1.98
4	2.33	2.21	2.84	3.84	2.14	2.00	2.12	2.17	1.95	1.91	1.85	1.87	9999	2.00	1.98	1.90	2.07	2.04	2.06	2.19	2.19	2.13	2.20	2.21	2.18
5	2.12	2.19	2.29	2.91	3.17	3.30	3.98	5.29	3.22	2.74	2.07	9999	.11	.15	.14	.12	.10	.10	.09	.12	.13	.19	.16	.49	1.53
6	.35	.20	9999	9999	9999	9999	9999	9999	9999	9999	9999	9999	9999	9999	9999	9999	9999	9999	9999	9999	9999	9999	9999	9999	9999
7	9999	9999	9999	9999	9999	9999	9999	9999	9999	9999	9999	9999	9999	9999	9999	9999	9999	9999	9999	9999	9999	9999	9999	9999	9999
8	9999	9999	9999	9999	9999	9999	9999	9999	9999	9999	9999	9999	9999	9999	9999	9999	9999	9999	9999	9999	9999	9999	9999	9999	9999
9	9999	9999	9999	9999	9999	9999	9999	9999	9999	9999	9999	9999	9999	9999	9999	9999	9999	9999	9999	9999	9999	9999	9999	9999	9999
10	9999	9999	9999	9999	9999	9999	9999	9999	9999	9999	9999	9999	9999	9999	9999	9999	9999	9999	9999	9999	9999	9999	9999	9999	9999
11	9999	9999	9999	9999	9999	9999	9999	9999	9999	9999	9999	9999	9999	9999	9999	9999	9999	9999	9999	9999	9999	9999	9999	9999	9999
12	9999	9999	9999	9999	9999	9999	9999	9999	9999	9999	9999	9999	9999	9999	9999	9999	9999	9999	9999	9999	9999	9999	9999	9999	9999
13	9999	9999	9999	9999	9999	9999	9999	9999	9999	9999	9999	9999	9999	9999	9999	9999	9999	9999	9999	9999	9999	9999	9999	9999	9999
14	9999	9999	9999	9999	9999	9999	9999	9999	9999	9999	9999	9999	1.94	1.81	1.74	1.80	1.74	1.61	1.58	1.61	1.66	1.63	1.62	1.65	9999
15	1.69	1.69	1.71	1.78	1.80	2.00	2.09	1.80	1.80	1.72	1.60	1.58	1.58	9999	1.81	1.76	1.81	1.80	1.78	1.77	1.80	1.82	1.84	1.82	1.78
16	1.79	1.84	2.01	2.23	3.23	2.54	2.35	2.01	2.00	2.64	2.27	1.92	1.83	1.84	9999	9999	9999	9999	9999	9999	9999	9999	9999	9999	9999
17	9999	9999	9999	9999	9999	9999	9999	9999	9999	9999	9999	9999	9999	9999	2.72	2.77	2.83	2.87	2.88	3.01	2.92	3.06	3.27	3.33	9999
18	3.56	3.11	2.87	2.83	2.96	3.54	3.08	2.85	2.93	2.85	2.69	2.78	2.86	2.82	2.85	2.82	9999	1.75	1.75	1.74	1.69	1.72	9999	9999	2.67
19	9999	9999	9999	9999	9999	9999	9999	9999	9999	9999	9999	9999	9999	9999	9999	9999	9999	9999	9999	9999	9999	9999	9999	9999	9999
20	9999	9999	9999	9999	9999	9999	9999	9999	9999	9999	9999	9999	9999	9999	9999	9999	9999	9999	9999	9999	9999	9999	9999	9999	9999
21	9999	9999	9999	9999	9999	9999	9999	9999	9999	9999	9999	9999	9999	9999	9999	9999	9999	1.74	1.75	1.78	1.85	1.80	1.99	1.96	9999
22	2.61	1.98	1.70	2.27	2.43	2.87	2.40	3.27	2.17	2.11	1.97	9999	1.96	1.91	1.91	1.87	1.90	1.97	2.08	1.96	2.09	2.08	1.94	1.89	2.15
23	2.32	2.41	2.80	2.33	1.93	1.78	1.81	9999	9999	9999	9999	9999	9999	9999	1.43	1.24	1.25	1.25	1.26	1.26	1.25	1.35	1.54	3.10	9999
24	2.50	1.31	1.33	1.29	1.33	1.35	1.29	1.33	1.24	1.18	1.17	1.17	1.12	1.10	1.08	1.78	1.75	1.77	1.76	1.82	1.95	2.18	2.26	2.47	1.56
25	2.42	2.16	2.20	2.27	2.12	2.12	3.30	2.92	1.99	1.87	1.89	1.88	1.80	1.78	1.76	9999	9999	1.84	1.91	2.06	2.01	1.97	2.25	3.14	2.17
26	3.03	4.57	3.72	2.98	2.69	2.43	2.32	2.72	2.43	2.14	2.21	1.96	9999	1.93	1.83	1.81	1.81	1.83	1.84	1.89	1.91	1.88	1.85	1.92	2.33
27	1.98	2.04	1.91	1.89	1.97	1.89	1.80	2.02	2.43	9999	1.73	1.73	1.69	1.67	1.67	1.68	1.69	1.71	1.70	1.73	1.77	1.76	1.74	1.81	1.83
28	1.80	1.74	1.82	1.79	1.74	1.72	1.68	1.63	1.63	1.62	1.63	1.63	1.61	1.63	1.64	1.64	9999	1.77	1.75	1.84	2.00	1.94	1.77	1.76	1.73
29	1.79	1.91	2.97	2.95	2.29	2.30	1.82	1.74	1.97	1.85	1.82	1.74	1.70	1.71	9999	1.82	1.86	2.00	2.08	2.02	1.99	2.02	2.09	2.53	2.04
30	3.04	3.93	6.13	4.06	5.26	5.44	3.46	2.30	3.31	2.85	2.64	2.29	1.93	1.88	9999	9999	2.00	2.00	1.97	1.94	1.94	1.95	1.99	2.13	2.93
31	3.97	4.79	3.24	2.57	2.82	3.46	4.59	3.10	2.38	3.17	2.52	2.19	9999	9999	1.80	1.76	1.82	1.88	1.89	1.95	2.05	2.00	1.91	9999	2.66

HOURLY MAX: 1ST 6.13 ON DAY 30 HOUR 2
2ND 5.44 ON DAY 30 HOUR 5

N.E. CORRIDOR HYDROCARBON STUDY
HOURLY AVERAGE REPORT
****

STATE	33	NEW YORK
AREA	4680	NEW YORK CITY
SITE	85	N10 (BROOKLYN)
PARAMETER	43102	NON-METHANE HYDROCARBONS
UNITS	7	PARTS PER MILLION

YEAR 1980
MONTH JULY

DAY	HOUR 00	01	02	03	04	05	06	07	08	09	10	11	12	13	14	15	16	17	18	19	20	21	22	23	DAILY AVG
1	9999	1.08	.63	.69	.72	.96	1.32	1.47	1.11	1.08	1.02	.93	.81	.69	.81	.69	.72	.63	.57	.63	.69	.63	.72	.63	.84
2	.54	.51	.60	.54	.63	.69	1.14	2.49	.99	.63	.69	.60	.81	9999	.66	.69	.87	.72	.63	.60	.96	1.59	1.53	1.71	.91
3	.96	.69	.60	.51	.45	.51	.60	.66	.60	9999	.66	.81	.90	.96	1.11	1.05	.72	1.14	.48	.69	.90	.66	1.17	1.44	.79
4	1.41	1.02	1.41	1.14	.54	.60	.72	.51	.42	.51	.51	9999	9999	.51	.54	.93	.63	.39	.66	.75	.66	.63	.72	.66	.72
5	.57	.78	.78	1.05	.90	2.16	1.32	1.14	.87	.60	.45	9999	9999	9999	9999	9999	9999	9999	9999	9999	9999	9999	9999	9999	9999
6	9999	9999	9999	9999	9999	9999	9999	9999	9999	9999	9999	9999	9999	9999	9999	9999	9999	9999	9999	9999	9999	9999	9999	9999	9999
7	9999	9999	9999	9999	9999	9999	9999	9999	9999	9999	9999	9999	9999	9999	9999	9999	9999	9999	9999	9999	9999	9999	9999	9999	9999
8	9999	9999	9999	9999	9999	9999	9999	9999	9999	9999	9999	9999	9999	9999	9999	9999	9999	9999	9999	9999	9999	9999	9999	9999	9999
9	9999	9999	9999	9999	9999	9999	9999	9999	9999	9999	9999	9999	9999	9999	9999	9999	9999	9999	9999	9999	9999	9999	9999	9999	9999
10	9999	9999	9999	9999	9999	9999	9999	9999	9999	9999	9999	9999	9999	9999	9999	9999	9999	9999	9999	9999	9999	9999	9999	9999	9999
11	9999	9999	9999	9999	9999	9999	9999	9999	9999	9999	9999	9999	9999	9999	9999	9999	9999	9999	9999	9999	9999	9999	9999	9999	9999
12	9999	9999	9999	9999	9999	9999	9999	9999	9999	9999	9999	9999	9999	9999	9999	9999	9999	9999	9999	9999	9999	9999	9999	9999	9999
13	9999	9999	9999	9999	9999	9999	9999	9999	9999	9999	9999	9999	9999	9999	9999	9999	9999	9999	9999	9999	9999	9999	9999	9999	9999
14	9999	9999	9999	9999	9999	9999	9999	9999	9999	9999	9999	9999	.57	.57	.54	.33	.33	.30	.27	.30	.33	.24	.24	.09	9999
15	.03	.03	.00	.06	.09	.18	.69	1.11	.75	.33	.21	.06	.09	9999	.45	.36	.39	.33	.30	.27	.27	.30	.21	.18	.29
16	.15	.15	.21	.33	.33	1.77	2.40	1.29	1.14	1.08	1.17	.81	.81	.87	9999	9999	9999	9999	9999	9999	9999	9999	9999	9999	9999
17	9999	9999	9999	9999	9999	9999	9999	9999	9999	9999	9999	9999	9999	9999	.00	.00	.36	.00	.15	.78	.33	1.32	2.25	.99	9999
18	.39	.00	.00	.00	.00	.18	.09	.00	.12	.15	.00	.00	.30	.00	.00	.00	.00	9999	9999	9999	9999	9999	9999	9999	9999
19	9999	9999	9999	9999	9999	9999	9999	9999	9999	9999	9999	9999	9999	9999	9999	9999	9999	9999	9999	9999	9999	9999	9999	9999	9999
20	9999	9999	9999	9999	9999	9999	9999	9999	9999	9999	9999	9999	9999	9999	9999	9999	9999	9999	9999	9999	9999	9999	9999	9999	9999
21	9999	9999	9999	9999	9999	9999	9999	9999	9999	9999	9999	9999	9999	9999	9999	9999	9999	9999	.39	.30	.27	.18	.18	.06	9999
22	.21	.18	.03	.00	.00	.45	.69	.60	.63	2.91	.60	9999	.48	.48	.33	.39	.36	.60	.72	.36	.30	.30	.15	.06	.47
23	.30	.45	.30	.24	.12	.66	1.11	.36	9999	9999	9999	9999	9999	9999	1.59	.81	.81	.93	.87	1.26	1.77	1.32	1.08	1.53	.86
24	1.32	.72	.69	.60	.57	.72	.72	1.02	.90	.78	.81	.81	.87	.84	.84	.30	.24	.21	.12	.18	.30	.63	.87	.72	.66
25	.66	.39	.30	.39	.33	.84	1.47	2.52	4.59	1.89	.90	.54	.78	1.02	.63	.36	9999	.45	.54	1.02	.93	.63	.66	.78	.98
26	.84	1.02	.78	.69	.75	1.02	1.50	1.23	1.23	.78	.69	.57	.45	.45	.33	.33	.30	.30	.30	.45	.57	.45	.36	.36	.66
27	.39	.33	.24	.24	.27	.24	.21	.15	.78	.15	.30	.30	.33	.24	.21	.30	.27	.24	.24	.24	.27	.27	.30	.24	.28
28	.21	.12	.12	.12	.15	.24	.36	.18	.15	.12	.09	.15	.09	.09	.09	.09	9999	.27	.24	.27	.24	.24	.27	.24	.18
29	.24	.18	.24	.24	.12	.18	.33	.45	.60	.57	.51	.36	.39	.54	.39	.42	.54	.60	.78	.78	.78	.99	1.08	1.41	.53
30	1.38	1.26	1.83	1.38	1.17	1.41	1.38	.96	1.86	1.59	.93	.72	.60	.66	.63	.48	.54	.45	.54	.48	.57	.60	.66	.90	.96
31	1.35	1.32	.87	.57	.78	1.44	1.89	1.29	1.14	1.38	.90	.78	.72	.66	.75	.54	.57	.57	.48	.51	.30	.21	.27	.24	.81

HOURLY MAX: 1ST 4.59 ON DAY 25 HOUR 8
2ND 2.91 ON DAY 22 HOUR 9

N.E. CORRIDOR HYDROCARBON STUDY
HOURLY AVERAGE REPORT
****

STATE	33	NEW YORK
AREA	4680	NEW YORK CITY
SITE	85	N10 (BROOKLYN)
PARAMETER	43201	METHANE (CH4)
UNITS	7	PARTS PER MILLION

YEAR 1980
MONTH AUGUST

DAY	HOUR 00	01	02	03	04	05	06	07	08	09	10	11	12	13	14	15	16	17	18	19	20	21	22	23	DAILY AVG
1	2.06	2.32	3.76	4.18	3.96	2.79	2.50	2.23	2.02	9999	9999	1.82	1.80	1.80	1.81	1.85	1.92	1.94	1.92	2.04	2.20	3.07	3.44	2.59	2.46
2	2.76	3.31	2.28	2.28	2.20	2.43	2.77	2.14	1.95	1.90	9999	1.92	1.89	1.90	1.89	1.90	2.00	1.86	1.93	2.14	2.33	2.04	1.98	1.97	2.16
3	2.74	2.25	2.35	2.30	2.27	2.26	2.19	2.04	2.12	2.12	9999	1.85	1.89	1.83	1.81	1.82	1.83	1.82	1.95	2.07	2.08	1.82	1.85	2.44	2.07
4	2.11	2.12	2.15	2.28	2.25	3.34	2.75	2.62	2.61	2.42	2.04	2.31	2.05	2.00	9999	9999	1.77	1.78	1.76	1.84	1.83	2.03	2.31	2.30	2.21
5	2.16	1.89	1.89	2.22	2.41	2.59	2.82	2.17	1.93	1.86	9999	9999	1.81	1.79	1.74	1.72	1.78	1.87	2.40	2.60	2.65	2.43	2.52	2.68	2.18
6	1.97	2.04	2.31	2.31	1.81	2.57	2.50	2.16	2.03	2.04	9999	2.25	2.13	1.79	1.79	1.73	1.74	1.78	1.85	1.86	1.94	2.10	2.82	3.16	2.12
7	2.91	2.15	2.16	2.12	2.12	2.55	3.50	2.66	2.05	1.90	1.85	1.97	9999	9999	1.91	1.88	1.91	2.14	2.35	2.62	2.82	2.37	2.53	2.87	2.33
8	3.29	3.51	2.76	3.76	3.54	3.12	3.25	2.87	3.01	2.22	2.07	2.01	2.20	2.08	9999	9999	2.02	2.05	2.06	2.17	2.16	2.16	2.18	2.79	2.60
9	3.25	2.40	1.99	1.93	1.86	1.84	1.86	1.82	1.80	1.78	1.77	9999	1.79	1.79	1.69	1.67	1.72	1.84	1.81	1.80	1.76	1.77	1.75	1.78	1.89
10	1.74	1.79	1.78	1.74	1.71	1.69	1.82	1.86	1.70	1.62	9999	1.73	1.70	1.68	1.70	1.72	1.73	1.78	1.77	1.75	1.76	1.73	1.76	1.75	1.74
11	1.75	1.73	1.73	1.97	2.12	1.97	1.97	1.89	1.85	2.10	9999	1.96	1.85	1.80	1.78	1.77	1.76	1.91	1.90	1.94	2.04	2.19	2.00	1.89	1.91
12	1.91	1.77	1.87	1.86	1.82	1.85	2.37	2.04	2.09	2.22	1.81	1.81	9999	1.81	1.82	1.88	1.78	1.79	1.94	1.86	1.85	1.88	1.92	1.95	1.91
13	1.98	2.16	2.10	1.97	2.11	3.22	2.51	2.32	1.78	2.22	1.99	1.72	1.70	9999	9999	1.80	1.79	1.84	1.85	1.84	1.96	1.99	2.15	2.29	2.06
14	2.37	2.96	5.54	2.74	2.00	2.05	4.51	5.65	3.40	2.51	1.95	1.83	9999	1.90	1.90	2.05	1.90	1.85	1.86	1.87	1.85	1.85	1.84	1.85	2.53
15	1.87	2.01	2.70	2.75	2.57	2.72	2.37	2.28	1.97	1.89	1.88	1.89	1.89	9999	9999	1.86	1.96	1.98	1.92	1.92	1.93	2.21	2.25	1.82	2.12
16	1.79	1.80	1.78	1.86	2.08	2.48	2.35	2.07	1.89	1.79	9999	1.79	1.85	1.80	1.81	1.80	1.79	1.74	1.76	1.79	1.78	1.78	1.75	1.71	1.87
17	1.73	1.72	1.81	1.82	2.08	2.81	2.12	2.00	1.85	1.78	1.70	9999	1.73	1.74	1.76	1.81	1.84	1.85	1.90	1.90	1.85	1.83	1.83	1.81	1.88
18	1.82	1.84	1.86	1.87	1.98	2.18	2.22	1.99	1.80	1.81	1.96	1.73	1.75	9999	1.65	1.63	1.62	1.64	1.64	1.65	1.65	1.63	1.62	1.63	1.79
19	1.62	1.71	1.70	1.68	1.72	1.81	1.95	1.84	2.03	1.98	1.80	9999	9999	2.38	2.25	2.04	1.97	1.90	1.86	1.86	1.84	1.85	1.86	1.94	1.89
20	2.41	3.21	2.98	3.36	3.13	2.97	2.06	1.94	1.84	1.76	1.74	1.69	9999	9999	1.74	1.80	1.86	1.79	1.81	1.78	1.81	1.76	1.78	1.74	2.13
21	1.74	9999	9999	9999	9999	9999	9999	9999	9999	9999	9999	9999	9999	1.74	1.74	1.73	1.69	1.74	1.76	1.78	1.76	1.75	1.76	1.73	9999
22	1.70	1.71	1.74	1.68	1.70	1.74	1.76	1.74	1.71	1.71	9999	1.72	1.71	1.71	1.72	1.70	1.72	1.74	1.77	1.78	1.78	1.80	1.79	1.86	1.74
23	1.93	1.92	1.89	1.95	2.31	2.67	2.35	2.09	2.01	9999	9999	1.69	1.67	1.67	1.63	1.69	1.73	1.72	1.76	1.75	1.85	1.92	2.15	3.38	1.99
24	5.17	4.68	2.71	2.71	3.35	2.70	2.51	2.10	2.07	1.82	1.72	1.73	9999	9999	1.70	1.71	1.76	1.72	1.71	1.81	1.87	1.96	2.03	2.43	2.36
25	3.53	4.81	4.09	3.37	4.19	3.87	2.60	1.99	1.81	1.80	9999	9999	1.86	1.90	1.92	1.87	1.86	1.88	1.90	1.93	1.93	2.07	2.31	2.56	2.55
26	2.61	3.35	3.98	4.27	4.33	4.07	3.20	2.56	4.25	5.21	3.13	9999	1.90	1.86	1.82	1.86	1.76	1.77	1.81	1.84	1.86	1.91	1.96	2.16	2.76
27	2.12	2.68	4.03	5.27	6.00	3.93	4.62	4.59	6.65	4.00	2.10	1.92	9999	9999	1.89	1.87	1.89	1.89	2.05	2.88	3.14	2.39	2.03	2.06	3.18
28	2.26	2.63	3.56	3.08	3.35	2.73	2.86	2.60	2.63	2.63	2.31	9999	1.88	1.97	2.01	1.94	1.96	1.97	2.22	1.91	2.13	2.15	1.91	1.76	2.37
29	2.31	1.77	1.71	1.71	1.86	1.84	1.98	2.44	2.08	2.15	2.00	9999	1.77	1.75	1.71	1.70	1.77	1.74	1.73	1.72	1.73	1.77	1.76	1.76	1.86
30	1.78	1.77	1.80	1.81	1.80	1.81	1.84	1.85	1.85	1.83	1.80	1.77	9999	9999	1.68	1.64	1.67	1.69	1.67	1.68	1.69	1.68	1.66	1.66	1.75
31	1.63	1.64	1.64	1.67	1.64	1.73	1.84	2.12	2.45	2.77	2.27	9999	1.84	1.73	1.65	1.66	1.67	1.66	1.68	1.74	1.70	1.68	1.75	9999	1.83

HOURLY MAX: 1ST 6.65 ON DAY 27 HOUR 8
2ND 6.00 ON DAY 27 HOUR 4

N.E. CORRIDOR HYDROCARBON STUDY
HOURLY AVERAGE REPORT
****

STATE	33	NEW YORK
AREA	4680	NEW YORK CITY
SITE	85	N10 (BROOKLYN)
PARAMETER	43102	NON-METHANE HYDROCARBONS
UNITS	7	PARTS PER MILLION

YEAR 1980
MONTH AUGUST

	HOUR																								DAILY
DAY	00	01	02	03	04	05	06	07	08	09	10	11	12	13	14	15	16	17	18	19	20	21	22	23	AVG
1	.00	.00	.00	.03	.00	.90	.90	.39	1.23	9999	9999	.27	.57	.27	.36	.24	.36	.39	.36	.54	.90	1.32	.93	.48	.47
2	.39	.48	.48	.45	.93	.66	1.08	3.66	2.28	7.95	9999	1.71	.63	.30	.27	.36	.60	.27	.18	.51	.48	.15	.27	.33	1.06
3	.42	.27	.21	.27	.48	.30	.66	.66	.30	9999	9999	.36	.51	.63	.57	.51	.84	.60	.57	.84	.66	.33	.42	.66	.50
4	.90	1.11	1.14	1.02	.99	1.23	1.80	1.86	1.44	.93	.72	1.08	.57	.54	9999	9999	.51	.51	.36	.33	.33	.81	1.11	.72	.91
5	.84	.33	.45	.72	.90	1.95	1.62	1.77	.87	.81	9999	9999	.42	.36	.30	.39	.63	.66	.81	1.29	1.53	.75	.66	.78	.86
6	.60	1.95	1.17	.48	.36	.84	1.26	1.23	1.17	9999	9999	.75	.60	.69	.78	.72	.60	.90	.63	2.46	2.22	1.62	.84	.78	1.03
7	.57	.75	.78	.45	.57	.96	1.38	1.77	1.11	.93	.66	.66	9999	9999	.84	.90	.60	.87	.60	.90	1.26	1.14	1.29	1.26	.92
8	1.11	.99	.63	.78	1.02	1.17	1.86	1.53	1.65	3.06	1.05	.60	1.53	.75	9999	.51	.51	.45	1.02	.45	.51	.63	.51	.72	1.00
9	.69	.39	.57	.63	.48	.81	.87	.54	.42	.54	.42	9999	.39	.42	.42	.51	.51	.36	.39	.36	.36	.30	.24	.18	.47
10	.15	.15	.15	.12	.06	.06	.12	.03	.00	.03	9999	.24	.33	.24	.21	.27	.27	.39	.30	.24	.24	.24	.21	.18	.18
11	.15	.15	.21	.27	.48	.57	1.23	.99	1.41	1.38	9999	.51	.54	.42	.48	.36	.42	.57	.54	.69	.99	1.29	.60	.51	.64
12	.30	.12	.15	.15	.12	.30	1.74	1.32	1.02	.72	.84	.45	9999	.51	.66	.54	.45	.39	.33	.42	.45	.39	.48	.51	.54
13	.48	.60	.42	.24	.42	.66	.99	.66	.57	.42	.39	.48	.48	9999	9999	.66	.45	1.89	.48	.78	1.98	.84	1.38	1.50	.76
14	1.98	1.35	1.02	.66	.66	.90	3.27	2.43	2.07	1.71	1.59	.66	.60	.60	.69	.81	.45	.33	.33	.36	.36	.36	.60	.45	1.01
15	.36	.36	1.29	.78	1.05	1.32	2.04	4.14	1.95	1.08	1.44	.96	1.02	9999	9999	.69	.60	1.02	.75	.90	.78	.69	.39	.33	1.09
16	.24	.21	.18	.18	.15	.18	.21	.39	.27	9999	9999	.39	.48	.33	.57	.42	.42	.42	.36	.39	.36	.33	.21	.21	.31
17	.54	.21	.33	.33	.42	.48	.75	.45	.27	.30	9999	9999	.42	.45	.45	.45	.42	.45	.51	.45	.48	.36	.36	.36	.42
18	.33	.30	.30	.66	.63	.63	1.20	.90	.60	.60	.60	.33	9999	9999	.30	.33	.33	.30	.24	.21	.18	.15	.39	.24	.44
19	.15	.12	.12	.12	.18	.36	1.53	.75	1.56	.96	.54	9999	9999	.90	.81	.60	.57	.51	.42	.39	.36	.36	.51	.54	.56
20	.63	.81	.84	1.02	1.08	1.02	.66	.51	.39	.36	.30	.27	9999	9999	.42	.36	.42	.27	.27	.27	.27	.21	.18	.18	.49
21	.18	.12	.12	.09	.09	.15	.24	.27	.27	9999	9999	9999	9999	1.47	.51	.36	.36	.27	.24	.39	.33	.24	.24	.21	.31
22	.18	.15	.12	.09	.15	.18	.27	.30	.93	9999	9999	.30	.30	.33	.36	.18	.21	.24	.24	.27	.66	.78	.84	.99	.37
23	.84	.60	.75	.90	.99	1.20	1.08	1.05	.87	.51	9999	.54	.48	.45	.45	.42	.33	.33	.39	.48	.87	1.53	1.05	1.26	.76
24	1.08	1.14	.75	.69	.87	.81	.90	.48	.60	.45	.57	.33	9999	9999	.33	.30	.48	.36	.60	.69	1.08	1.35	1.17	1.05	.73
25	.84	1.23	.90	.81	.84	.96	1.08	.84	.69	.63	9999	9999	.81	.48	.60	.54	.54	.54	.54	.63	.69	.90	1.56	1.05	.80
26	1.08	1.11	1.56	1.65	2.49	3.00	2.58	1.71	1.50	1.74	1.32	9999	.72	.51	.72	.42	.36	.36	.42	.51	.33	.54	.72	.60	1.13
27	.72	1.11	1.50	6.21	3.51	2.79	3.84	2.73	2.07	1.89	1.11	.87	9999	9999	.78	.60	.57	1.62	.96	.99	1.05	.63	.93	.93	1.70
28	.90	.78	.90	.90	.99	1.41	2.22	3.09	1.80	1.05	.75	9999	9999	1.20	1.35	.72	.54	.42	.24	.21	.21	.21	.18	.24	.92
29	.21	.21	.15	.18	.21	.33	.18	.51	.33	.30	9999	9999	.39	.33	.27	.30	.54	1.17	.48	.12	.45	.60	.30	.33	.36
30	.30	.21	.15	.18	.24	.30	1.29	.60	.78	.27	.24	.18	9999	.21	.21	.24	.21	.21	.24	.24	.42	.30	.24	.21	.32
31	.18	.18	.24	.21	.21	.15	.42	.60	.99	1.38	1.74	9999	.45	.33	.27	.33	.27	.24	.24	.24	.36	.24	.30	.18	.42

HOURLY MAX: 1ST 7.95 ON DAY 2 HOUR 9
2ND 6.21 ON DAY 27 HOUR 3

N.E. CORRIDOR HYDROCARBON STUDY
HOURLY AVERAGE REPORT
****

STATE	33	NEW YORK
AREA	4680	NEW YORK CITY
SITE	85	N10 (BROOKLYN)
PARAMETER	43201	METHANE (CH4)
UNITS	7	PARTS PER MILLION

YEAR 1980
MONTH SEPTEMBER

	HOUR																								DAILY
DAY	00	01	02	03	04	05	06	07	08	09	10	11	12	13	14	15	16	17	18	19	20	21	22	23	AVG
1	1.67	1.64	1.68	1.81	2.17	2.28	2.92	3.17	2.63	2.15	2.17	1.83	9999	1.74	1.69	1.70	1.72	1.74	1.79	1.83	1.78	1.72	1.68	1.69	1.97
2	1.85	1.96	1.83	1.77	1.71	1.79	1.94	2.03	2.09	2.51	2.27	1.68	1.69	1.68	1.68	1.67	1.69	1.73	1.74	1.73	1.85	2.02	2.05	1.82	1.87
3	1.72	1.86	2.04	1.97	1.64	1.70	1.75	1.99	1.89	1.68	1.69	9999	1.85	1.80	1.86	1.87	1.89	1.96	1.79	1.80	2.01	2.15	2.20	2.37	1.89
4	2.24	2.30	2.42	2.30	2.24	2.21	1.93	1.83	1.90	2.09	1.84	9999	1.78	1.82	1.82	1.78	1.69	1.70	1.70	1.70	1.70	1.70	1.70	1.72	1.92
5	1.68	1.67	1.70	1.69	1.68	1.71	1.76	1.75	1.72	1.71	1.66	9999	1.70	1.69	1.68	1.67	1.67	1.69	1.71	1.72	1.75	1.77	1.77	1.79	1.71
6	1.97	2.49	1.90	2.26	2.00	2.72	2.24	1.88	1.85	1.79	1.75	9999	1.81	1.75	1.68	1.61	1.63	1.67	1.73	1.81	1.86	1.97	1.99	2.99	1.97
7	2.68	3.02	2.36	2.28	2.13	1.93	1.86	1.82	1.87	1.85	1.79	1.75	1.76	1.77	1.77	1.77	1.78	1.85	1.92	2.15	2.05	2.05	1.89	1.85	2.00
8	1.87	1.91	1.96	2.18	2.05	2.34	4.83	3.24	3.11	1.95	1.77	1.72	9999	1.85	1.81	1.75	1.67	1.76	1.85	1.83	1.83	1.90	1.87	1.90	2.13
9	2.01	2.10	1.93	1.90	1.84	1.83	1.96	1.90	2.19	2.13	1.70	1.63	1.58	1.60	1.61	1.63	1.66	1.69	1.71	1.73	1.75	1.76	1.76	1.79	1.81
10	1.79	1.88	2.02	2.43	1.99	1.89	1.87	1.83	1.80	1.77	1.73	1.56	1.65	1.68	1.73	1.77	1.81	1.86	1.90	1.81	1.80	1.74	1.79	1.82	1.83
11	1.79	1.80	1.85	9999	9999	9999	9999	9999	9999	9999	9999	9999	9999	1.43	1.42	1.41	1.42	1.46	1.49	1.51	1.54	1.92	1.72	1.50	9999
12	1.48	1.72	1.96	2.52	2.97	2.35	2.30	2.07	2.56	1.96	1.52	1.62	9999	1.80	1.71	1.75	1.80	1.84	1.85	1.85	1.86	1.83	1.85	1.85	1.96
13	1.89	1.91	1.88	1.91	2.29	3.14	2.53	2.92	2.08	1.77	1.72	1.69	1.65	9999	9999	9999	9999	9999	9999	9999	9999	9999	9999	9999	9999
14	9999	9999	9999	9999	9999	9999	9999	9999	9999	9999	9999	9999	9999	9999	9999	9999	9999	9999	9999	9999	9999	9999	9999	9999	9999
15	9999	9999	9999	9999	9999	9999	9999	9999	9999	9999	9999	9999	9999	9999	9999	9999	9999	9999	9999	9999	9999	9999	9999	9999	9999
16	9999	9999	9999	9999	9999	9999	9999	9999	9999	9999	9999	9999	9999	9999	9999	9999	9999	9999	9999	9999	9999	9999	9999	9999	9999
17	9999	9999	9999	9999	9999	9999	9999	9999	9999	9999	9999	9999	9999	9999	9999	9999	9999	9999	9999	9999	9999	9999	9999	9999	9999
18	9999	9999	9999	9999	9999	9999	9999	9999	9999	9999	9999	9999	9999	9999	9999	9999	9999	9999	9999	9999	9999	9999	9999	9999	9999
19	9999	9999	9999	9999	9999	9999	9999	9999	9999	9999	9999	9999	9999	9999	9999	9999	9999	9999	9999	9999	9999	9999	9999	9999	9999
20	9999	9999	9999	9999	9999	9999	9999	9999	9999	9999	9999	9999	9999	9999	9999	9999	9999	9999	9999	9999	9999	9999	9999	9999	9999
21	9999	9999	9999	9999	9999	9999	9999	9999	9999	9999	9999	9999	9999	9999	9999	9999	9999	9999	9999	9999	9999	9999	9999	9999	9999
22	9999	9999	9999	9999	9999	9999	9999	9999	9999	9999	9999	9999	9999	9999	9999	9999	9999	9999	9999	9999	9999	9999	9999	9999	9999
23	9999	9999	9999	9999	9999	9999	9999	9999	9999	9999	9999	9999	9999	9999	9999	9999	9999	9999	9999	9999	9999	9999	9999	9999	9999
24	9999	9999	9999	9999	9999	9999	9999	9999	9999	9999	9999	9999	9999	9999	9999	9999	9999	9999	9999	9999	9999	9999	9999	9999	9999
25	9999	9999	9999	9999	9999	9999	9999	9999	9999	9999	9999	9999	9999	9999	9999	9999	9999	9999	9999	9999	9999	9999	9999	9999	9999
26	9999	9999	9999	9999	9999	9999	9999	9999	9999	9999	9999	9999	9999	9999	9999	9999	9999	9999	9999	9999	9999	9999	9999	9999	9999
27	9999	9999	9999	9999	9999	9999	9999	9999	9999	9999	9999	9999	9999	9999	9999	9999	9999	9999	9999	9999	9999	9999	9999	9999	9999
28	9999	9999	9999	9999	9999	9999	9999	9999	9999	9999	9999	9999	9999	9999	9999	9999	9999	9999	9999	9999	9999	9999	9999	9999	9999
29	9999	9999	9999	9999	9999	9999	9999	9999	9999	9999	9999	9999	9999	9999	9999	9999	9999	9999	9999	9999	9999	9999	9999	9999	9999
30	9999	9999	9999	9999	9999	9999	9999	9999	9999	9999	9999	9999	9999	9999	9999	9999	9999	9999	9999	9999	9999	9999	9999	9999	9999

HOURLY MAX: 1ST 4.83 ON DAY 8 HOUR 6
2ND 3.24 ON DAY 8 HOUR 7

N.E. CORRIDOR HYDROCARBON STUDY
HOURLY AVERAGE REPORT
****

STATE	33	NEW YORK
AREA	4680	NEW YORK CITY
SITE	85	N10 (BROOKLYN)
PARAMETER	43102	NON-METHANE HYDROCARBONS
UNITS	7	PARTS PER MILLION

YEAR	1980
MONTH	SEPTEMBER

	HOUR																								DAILY
DAY	00	01	02	03	04	05	06	07	08	09	10	11	12	13	14	15	16	17	18	19	20	21	22	23	AVG
1	.12	.06	.09	.09	.30	.42	.42	.63	.57	.51	.48	.36	9999	.27	.21	.24	.27	.39	.57	.27	.12	.09	.06	.00	.28
2	.09	.15	.12	.09	.06	.18	2.13	.99	.66	.75	1.11	.51	.48	.24	.33	.39	.48	.54	.39	.27	.27	.15	.12	.15	.44
3	.18	.15	.06	.00	.00	.03	.15	.60	.60	.27	.51	9999	.54	.63	.42	.51	.48	1.29	.27	.33	.66	.87	1.05	1.05	.46
4	.90	.69	.72	.69	.48	.48	.45	.33	.33	.39	.99	.36	.21	.18	.21	.12	.24	.21	.24	.27	.36	.33	.36	.33	.41
5	.27	.33	.24	.18	.18	.33	.84	.81	.60	2.58	.51	9999	.33	.27	.24	.24	.24	.15	.27	.18	.21	.27	.18	.24	.42
6	.18	.42	.33	.42	.45	.42	.39	.27	.21	.09	.15	9999	.33	.30	.18	.21	.21	.30	.39	.48	2.07	.87	.78	.96	.45
7	.96	.84	.60	.63	.48	.33	.30	.27	.36	.24	.15	.15	.15	.21	.48	.75	.66	.51	.57	.48	.51	.45	.42	.36	.45
8	.33	.33	.33	.48	.45	.66	1.65	1.41	.90	.93	.66	.60	9999	9999	.87	.66	.42	.42	.36	.33	.36	.51	.39	.45	.61
9	.60	.36	.27	.27	.33	.30	.78	.51	.39	.39	.18	.09	.18	.39	.30	.42	.54	.60	.57	.51	.48	.45	.42	.45	.41
10	.66	.57	.54	.69	.51	.78	.81	.60	1.32	1.29	.75	9999	.54	.60	.60	.96	.84	1.56	.87	.39	.24	.39	.60	.60	.73
11	.51	.63	.75	9999	9999	9999	9999	9999	9999	9999	9999	9999	9999	.69	.72	.69	.72	.75	.84	.75	.66	.84	.90	.81	9999
12	.87	1.11	1.32	1.20	1.47	1.86	2.46	1.98	1.89	1.41	1.38	2.34	1.02	.33	.36	.18	.15	.09	.12	.06	.09	.18	.33	.27	.94
13	.33	.45	.39	.30	.39	.66	.78	.66	.24	.06	.00	.00	.00	9999	9999	9999	9999	9999	9999	9999	9999	9999	9999	9999	9999
14	9999	9999	9999	9999	9999	9999	9999	9999	9999	9999	9999	9999	9999	9999	9999	9999	9999	9999	9999	9999	9999	9999	9999	9999	9999
15	9999	9999	9999	9999	9999	9999	9999	9999	9999	9999	9999	9999	9999	9999	9999	9999	9999	9999	9999	9999	9999	9999	9999	9999	9999
16	9999	9999	9999	9999	9999	9999	9999	9999	9999	9999	9999	9999	9999	9999	9999	9999	9999	9999	9999	9999	9999	9999	9999	9999	9999
17	9999	9999	9999	9999	9999	9999	9999	9999	9999	9999	9999	9999	9999	9999	9999	9999	9999	9999	9999	9999	9999	9999	9999	9999	9999
18	9999	9999	9999	9999	9999	9999	9999	9999	9999	9999	9999	9999	9999	9999	9999	9999	9999	9999	9999	9999	9999	9999	9999	9999	9999
19	9999	9999	9999	9999	9999	9999	9999	9999	9999	9999	9999	9999	9999	9999	9999	9999	9999	9999	9999	9999	9999	9999	9999	9999	9999
20	9999	9999	9999	9999	9999	9999	9999	9999	9999	9999	9999	9999	9999	9999	9999	9999	9999	9999	9999	9999	9999	9999	9999	9999	9999
21	9999	9999	9999	9999	9999	9999	9999	9999	9999	9999	9999	9999	9999	9999	9999	9999	9999	9999	9999	9999	9999	9999	9999	9999	9999
22	9999	9999	9999	9999	9999	9999	9999	9999	9999	9999	9999	9999	9999	9999	9999	9999	9999	9999	9999	9999	9999	9999	9999	9999	9999
23	9999	9999	9999	9999	9999	9999	9999	9999	9999	9999	9999	9999	9999	9999	9999	9999	9999	9999	9999	9999	9999	9999	9999	9999	9999
24	9999	9999	9999	9999	9999	9999	9999	9999	9999	9999	9999	9999	9999	9999	9999	9999	9999	9999	9999	9999	9999	9999	9999	9999	9999
25	9999	9999	9999	9999	9999	9999	9999	9999	9999	9999	9999	9999	9999	9999	9999	9999	9999	9999	9999	9999	9999	9999	9999	9999	9999
26	9999	9999	9999	9999	9999	9999	9999	9999	9999	9999	9999	9999	9999	9999	9999	9999	9999	9999	9999	9999	9999	9999	9999	9999	9999
27	9999	9999	9999	9999	9999	9999	9999	9999	9999	9999	9999	9999	9999	9999	9999	9999	9999	9999	9999	9999	9999	9999	9999	9999	9999
28	9999	9999	9999	9999	9999	9999	9999	9999	9999	9999	9999	9999	9999	9999	9999	9999	9999	9999	9999	9999	9999	9999	9999	9999	9999
29	9999	9999	9999	9999	9999	9999	9999	9999	9999	9999	9999	9999	9999	9999	9999	9999	9999	9999	9999	9999	9999	9999	9999	9999	9999
30	9999	9999	9999	9999	9999	9999	9999	9999	9999	9999	9999	9999	9999	9999	9999	9999	9999	9999	9999	9999	9999	9999	9999	9999	9999

HOURLY MAX: 1ST 2.58 ON DAY 5 HOUR 9
2ND 2.46 ON DAY 12 HOUR 6

N.E. CORRIDOR HYDROCARBON STUDY
HOURLY AVERAGE REPORT
****

STATE	33	NEW YORK
AREA	4680	NEW YORK CITY
SITE	84	N12 (QUEENS)
PARAMETER	43201	METHANE (CH4)
UNITS	7	PARTS PER MILLION

YEAR	1980
MONTH	JUNE

DAY	00	01	02	03	04	05	06	07	08	09	10	11	12	13	14	15	16	17	18	19	20	21	22	23	DAILY AVG
	HOUR																								
1	9999	9999	9999	9999	9999	9999	9999	9999	9999	9999	9999	9999	9999	9999	9999	9999	9999	9999	9999	9999	9999	9999	9999	9999	9999
2	9999	9999	9999	9999	9999	9999	9999	9999	9999	9999	9999	9999	9999	9999	9999	9999	9999	9999	9999	9999	9999	9999	9999	9999	9999
3	9999	9999	9999	9999	9999	9999	9999	9999	9999	9999	9999	9999	9999	9999	9999	9999	9999	9999	9999	9999	9999	9999	9999	9999	9999
4	9999	9999	9999	9999	9999	9999	9999	9999	9999	9999	9999	9999	9999	9999	9999	9999	9999	9999	9999	9999	9999	9999	9999	9999	9999
5	9999	9999	9999	9999	9999	9999	9999	9999	9999	9999	9999	9999	9999	9999	9999	9999	9999	9999	9999	9999	9999	9999	9999	9999	9999
6	9999	9999	9999	9999	9999	9999	9999	9999	9999	9999	9999	9999	9999	9999	9999	9999	9999	9999	9999	9999	9999	9999	9999	9999	9999
7	9999	9999	9999	9999	9999	9999	9999	9999	9999	9999	9999	9999	9999	9999	9999	9999	9999	9999	9999	9999	9999	9999	9999	9999	9999
8	9999	9999	9999	9999	9999	9999	9999	9999	9999	9999	9999	9999	9999	9999	9999	9999	9999	9999	9999	9999	9999	9999	9999	9999	9999
9	9999	9999	9999	9999	9999	9999	9999	9999	9999	9999	9999	9999	9999	9999	9999	9999	9999	9999	9999	9999	9999	9999	9999	9999	9999
10	9999	9999	9999	9999	9999	9999	9999	9999	9999	9999	9999	9999	9999	9999	9999	9999	9999	9999	9999	9999	9999	9999	9999	9999	9999
11	9999	9999	9999	9999	9999	9999	9999	9999	9999	9999	9999	9999	9999	9999	9999	9999	9999	9999	9999	9999	9999	9999	9999	9999	9999
12	9999	9999	9999	9999	9999	9999	9999	9999	9999	9999	9999	9999	9999	9999	9999	9999	9999	9999	9999	9999	9999	9999	9999	9999	9999
13	9999	9999	9999	9999	9999	9999	9999	9999	9999	9999	9999	9999	9999	9999	9999	9999	9999	9999	9999	9999	9999	9999	9999	9999	9999
14	9999	9999	9999	9999	9999	9999	9999	9999	9999	9999	9999	9999	9999	9999	9999	9999	9999	9999	9999	9999	9999	9999	9999	9999	9999
15	9999	9999	9999	9999	9999	9999	9999	9999	9999	9999	9999	9999	9999	9999	9999	9999	9999	9999	9999	9999	9999	9999	9999	9999	9999
16	9999	9999	9999	9999	9999	9999	9999	9999	9999	9999	9999	9999	9999	9999	9999	9999	9999	9999	9999	9999	9999	9999	9999	9999	9999
17	9999	9999	9999	9999	9999	9999	9999	9999	9999	9999	9999	9999	9999	9999	9999	9999	9999	9999	9999	9999	9999	9999	9999	9999	9999
18	9999	9999	9999	9999	9999	9999	9999	9999	9999	9999	9999	9999	9999	9999	9999	9999	9999	9999	9999	9999	9999	9999	9999	9999	9999
19	9999	9999	9999	9999	9999	9999	9999	9999	9999	9999	9999	9999	9999	9999	9999	9999	9999	9999	9999	9999	9999	9999	9999	9999	9999
20	9999	9999	9999	9999	9999	9999	9999	9999	9999	9999	9999	9999	9999	9999	9999	9999	9999	9999	9999	9999	9999	9999	9999	9999	9999
21	9999	9999	9999	9999	9999	9999	9999	9999	9999	9999	9999	9999	9999	9999	9999	9999	9999	9999	9999	9999	9999	9999	9999	9999	9999
22	9999	9999	9999	9999	9999	9999	9999	9999	9999	9999	9999	9999	9999	9999	9999	9999	9999	9999	9999	9999	9999	9999	9999	9999	9999
23	9999	9999	9999	9999	9999	9999	9999	9999	9999	9999	9999	9999	2.16	2.50	2.15	2.00	2.12	1.93	1.97	2.03	2.05	2.12	2.66	3.29	9999
24	3.13	3.59	2.81	2.48	2.54	2.45	2.82	3.05	2.72	2.21	2.47	9999	2.14	2.03	1.96	2.01	2.20	2.43	2.44	2.19	2.26	2.56	2.12	2.16	2.47
25	2.24	2.29	2.26	2.24	2.23	2.28	2.29	2.40	2.32	2.34	2.21	2.34	2.20	9999	1.98	2.07	2.30	2.03	2.08	2.02	1.95	2.02	2.18	2.16	2.19
26	2.09	2.40	2.12	2.16	2.13	2.19	2.08	2.10	1.99	1.98	1.98	2.20	2.07	2.18	2.01	1.85	1.93	1.85	1.86	1.88	1.93	2.04	2.09	2.42	2.06
27	2.58	2.88	3.06	3.58	3.40	3.47	3.27	2.53	2.82	2.30	2.43	2.55	2.20	2.25	9999	9999	9999	9999	9999	9999	9999	9999	9999	9999	9999
28	9999	9999	9999	9999	9999	9999	9999	9999	9999	9999	9999	9999	9999	9999	9999	9999	9999	9999	9999	9999	9999	9999	9999	9999	9999
29	9999	9999	9999	9999	9999	9999	9999	9999	9999	9999	9999	9999	9999	9999	9999	9999	9999	9999	9999	9999	9999	9999	9999	9999	9999
30	9999	9999	9999	9999	9999	9999	9999	9999	9999	9999	9999	9999	9999	9999	9999	9999	9999	9999	9999	9999	9999	9999	9999	9999	9999

HOURLY MAX: 1ST 3.59 ON DAY 24 HOUR 1
2ND 3.58 ON DAY 27 HOUR 3

N.E. CORRIDOR HYDROCARBON STUDY
HOURLY AVERAGE REPORT
****

STATE	33	NEW YORK
AREA	4680	NEW YORK CITY
SITE	84	N12 (QUEENS)
PARAMETER	43102	NON-METHANE HYDROCARBONS
UNITS	7	PARTS PER MILLION

YEAR	1980
MONTH	JUNE

DAY	HOUR 00	01	02	03	04	05	06	07	08	09	10	11	12	13	14	15	16	17	18	19	20	21	22	23	DAILY AVG
1	9999	9999	9999	9999	9999	9999	9999	9999	9999	9999	9999	9999	9999	9999	9999	9999	9999	9999	9999	9999	9999	9999	9999	9999	9999
2	9999	9999	9999	9999	9999	9999	9999	9999	9999	9999	9999	9999	9999	9999	9999	9999	9999	9999	9999	9999	9999	9999	9999	9999	9999
3	9999	9999	9999	9999	9999	9999	9999	9999	9999	9999	9999	9999	9999	9999	9999	9999	9999	9999	9999	9999	9999	9999	9999	9999	9999
4	9999	9999	9999	9999	9999	9999	9999	9999	9999	9999	9999	9999	9999	9999	9999	9999	9999	9999	9999	9999	9999	9999	9999	9999	9999
5	9999	9999	9999	9999	9999	9999	9999	9999	9999	9999	9999	9999	9999	9999	9999	9999	9999	9999	9999	9999	9999	9999	9999	9999	9999
6	9999	9999	9999	9999	9999	9999	9999	9999	9999	9999	9999	9999	9999	9999	9999	9999	9999	9999	9999	9999	9999	9999	9999	9999	9999
7	9999	9999	9999	9999	9999	9999	9999	9999	9999	9999	9999	9999	9999	9999	9999	9999	9999	9999	9999	9999	9999	9999	9999	9999	9999
8	9999	9999	9999	9999	9999	9999	9999	9999	9999	9999	9999	9999	9999	9999	9999	9999	9999	9999	9999	9999	9999	9999	9999	9999	9999
9	9999	9999	9999	9999	9999	9999	9999	9999	9999	9999	9999	9999	9999	9999	9999	9999	9999	9999	9999	9999	9999	9999	9999	9999	9999
10	9999	9999	9999	9999	9999	9999	9999	9999	9999	9999	9999	9999	9999	9999	9999	9999	9999	9999	9999	9999	9999	9999	9999	9999	9999
11	9999	9999	9999	9999	9999	9999	9999	9999	9999	9999	9999	9999	9999	9999	9999	9999	9999	9999	9999	9999	9999	9999	9999	9999	9999
12	9999	9999	9999	9999	9999	9999	9999	9999	9999	9999	9999	9999	9999	9999	9999	9999	9999	9999	9999	9999	9999	9999	9999	9999	9999
13	9999	9999	9999	9999	9999	9999	9999	9999	9999	9999	9999	9999	9999	9999	9999	9999	9999	9999	9999	9999	9999	9999	9999	9999	9999
14	9999	9999	9999	9999	9999	9999	9999	9999	9999	9999	9999	9999	9999	9999	9999	9999	9999	9999	9999	9999	9999	9999	9999	9999	9999
15	9999	9999	9999	9999	9999	9999	9999	9999	9999	9999	9999	9999	9999	9999	9999	9999	9999	9999	9999	9999	9999	9999	9999	9999	9999
16	9999	9999	9999	9999	9999	9999	9999	9999	9999	9999	9999	9999	9999	9999	9999	9999	9999	9999	9999	9999	9999	9999	9999	9999	9999
17	9999	9999	9999	9999	9999	9999	9999	9999	9999	9999	9999	9999	9999	9999	9999	9999	9999	9999	9999	9999	9999	9999	9999	9999	9999
18	9999	9999	9999	9999	9999	9999	9999	9999	9999	9999	9999	9999	9999	9999	9999	9999	9999	9999	9999	9999	9999	9999	9999	9999	9999
19	9999	9999	9999	9999	9999	9999	9999	9999	9999	9999	9999	9999	9999	9999	9999	9999	9999	9999	9999	9999	9999	9999	9999	9999	9999
20	9999	9999	9999	9999	9999	9999	9999	9999	9999	9999	9999	9999	9999	9999	9999	9999	9999	9999	9999	9999	9999	9999	9999	9999	9999
21	9999	9999	9999	9999	9999	9999	9999	9999	9999	9999	9999	9999	9999	9999	9999	9999	9999	9999	9999	9999	9999	9999	9999	9999	9999
22	9999	9999	9999	9999	9999	9999	9999	9999	9999	9999	9999	9999	9999	9999	9999	9999	9999	9999	9999	9999	9999	9999	9999	9999	9999
23	9999	9999	9999	9999	9999	9999	9999	9999	9999	9999	9999	9999	9999	9999	9999	9999	9999	9999	9999	9999	9999	9999	9999	9999	9999
24	9999	9999	9999	1.38	1.71	2.70	2.82	3.06	3.27	1.83	1.20	9999	1.98	2.04	2.61	1.86	3.15	2.40	2.40	1.32	1.32	1.32	.96	.84	2.01
25	.84	.81	.78	.93	.96	1.08	1.26	1.53	1.86	1.71	1.47	2.01	1.32	9999	3.54	3.60	3.15	1.89	2.16	1.62	1.68	1.92	1.53	1.35	1.70
26	1.05	.96	1.08	1.08	1.29	1.95	1.89	1.83	1.68	1.68	1.17	2.37	1.68	2.28	1.98	1.32	1.86	1.41	1.20	1.32	1.17	1.11	1.08	1.17	1.48
27	1.32	1.56	1.32	1.44	1.59	2.58	2.37	2.16	2.34	1.02	.96	2.16	.99	1.14	9999	9999	9999	9999	9999	9999	9999	9999	9999	9999	9999
28	9999	9999	9999	9999	9999	9999	9999	9999	9999	9999	9999	9999	9999	9999	9999	9999	9999	9999	9999	9999	9999	9999	9999	9999	9999
29	9999	9999	9999	9999	9999	9999	9999	9999	9999	9999	9999	9999	9999	9999	9999	9999	9999	9999	9999	9999	9999	9999	9999	9999	9999
30	9999	9999	9999	9999	9999	9999	9999	9999	9999	9999	9999	9999	9999	9999	9999	9999	9999	9999	9999	9999	9999	9999	9999	9999	9999

HOURLY MAX: 1ST 3.60 ON DAY 25 HOUR 15
2ND 3.54 ON DAY 25 HOUR 14

N.E. CORRIDOR HYDROCARBON STUDY
HOURLY AVERAGE REPORT
****

STATE	33	NEW YORK
AREA	4680	NEW YORK CITY
SITE	84	N12 (QUEENS)
PARAMETER	43201	METHANE (CH4)
UNITS	7	PARTS PER MILLION

YEAR	1980
MONTH	JULY

DAY	00	01	02	03	04	05	06	07	08	09	10	11	12	13	14	15	16	17	18	19	20	21	22	23	DAILY AVG
													HOUR												
1	9999	9999	9999	9999	9999	9999	9999	9999	9999	9999	9999	9999	9999	9999	9999	9999	9999	9999	9999	9999	9999	9999	9999	9999	9999
2	9999	9999	9999	9999	9999	9999	9999	9999	9999	9999	9999	9999	9999	9999	9999	9999	9999	9999	9999	9999	9999	9999	9999	9999	9999
3	9999	9999	9999	9999	9999	9999	9999	9999	9999	9999	9999	9999	9999	9999	9999	9999	9999	9999	9999	9999	9999	9999	9999	9999	9999
4	9999	9999	9999	9999	9999	9999	9999	9999	9999	9999	9999	9999	9999	9999	9999	9999	9999	9999	9999	9999	9999	9999	9999	9999	9999
5	9999	9999	9999	9999	9999	9999	9999	9999	9999	9999	9999	9999	9999	9999	9999	9999	9999	9999	9999	9999	9999	9999	9999	9999	9999
6	9999	9999	9999	9999	9999	9999	9999	9999	9999	9999	9999	9999	9999	9999	9999	9999	9999	9999	9999	9999	9999	9999	9999	9999	9999
7	9999	9999	9999	9999	9999	9999	9999	9999	9999	9999	9999	9999	9999	9999	9999	9999	9999	9999	9999	9999	9999	9999	9999	9999	9999
8	9999	9999	9999	9999	9999	9999	9999	9999	9999	9999	9999	9999	9999	9999	9999	9999	9999	9999	9999	9999	9999	9999	9999	9999	9999
9	9999	9999	9999	9999	9999	9999	9999	9999	9999	9999	9999	9999	9999	9999	9999	9999	9999	9999	9999	9999	9999	9999	9999	9999	9999
10	9999	9999	9999	9999	9999	9999	9999	9999	9999	9999	9999	9999	9999	9999	9999	9999	9999	9999	9999	9999	9999	9999	9999	9999	9999
11	9999	9999	9999	9999	9999	9999	9999	9999	9999	9999	9999	9999	9999	9999	9999	9999	9999	9999	9999	9999	9999	9999	9999	9999	9999
12	9999	9999	9999	9999	9999	9999	9999	9999	9999	9999	9999	9999	9999	9999	9999	9999	9999	9999	9999	9999	9999	9999	9999	9999	9999
13	9999	9999	9999	9999	9999	9999	9999	9999	9999	9999	9999	9999	9999	9999	9999	9999	9999	9999	9999	9999	9999	9999	9999	9999	9999
14	9999	9999	9999	9999	9999	9999	9999	9999	9999	9999	9999	9999	9999	9999	9999	9999	9999	9999	9999	9999	9999	9999	9999	9999	9999
15	9999	9999	9999	9999	9999	9999	9999	9999	9999	9999	9999	9999	9999	9999	9999	9999	9999	9999	9999	9999	9999	9999	9999	9999	9999
16	9999	9999	9999	9999	9999	9999	9999	9999	9999	9999	9999	9999	9999	9999	9999	9999	9999	9999	9999	9999	9999	9999	9999	9999	9999
17	9999	9999	9999	9999	9999	9999	9999	9999	9999	9999	9999	9999	9999	9999	9999	9999	9999	9999	9999	9999	9999	9999	9999	9999	9999
18	9999	9999	9999	9999	9999	9999	9999	9999	9999	9999	9999	9999	9999	9999	9999	9999	2.21	2.02	2.01	1.84	2.41	2.42	1.94	1.93	9999
19	2.00	2.10	2.37	3.69	2.57	2.24	9999	9999	9999	9999	1.96	1.92	1.91	2.10	2.09	2.32	2.27	2.26	3.03	2.99	2.22	2.26	2.16	2.07	2.33
20	2.24	2.50	2.66	3.37	4.39	4.02	2.54	2.69	2.57	2.36	2.25	2.01	1.96	1.92	1.92	1.87	1.89	1.97	1.96	2.03	2.48	2.64	2.35	2.23	2.45
21	2.63	2.43	2.26	2.16	2.15	2.33	2.42	2.41	2.42	2.37	2.16	2.18	2.10	1.99	9999	1.84	2.02	1.81	1.84	1.96	1.95	2.02	1.78	1.78	2.13
22	1.97	2.04	2.65	2.18	2.19	2.41	2.34	2.03	2.00	1.96	1.92	2.05	1.82	1.78	1.75	1.80	1.98	1.88	1.96	1.81	1.82	1.91	2.19	2.23	2.03
23	2.07	1.88	1.82	1.89	2.24	1.95	1.95	2.14	1.96	1.96	1.98	2.15	9999	1.95	2.00	1.97	1.91	1.88	1.89	1.99	2.19	2.36	2.41	2.10	2.03
24	1.91	1.87	1.96	2.03	2.07	2.02	1.95	1.96	1.98	1.86	1.85	1.90	1.86	9999	1.75	1.76	1.83	1.80	1.82	1.82	1.92	1.95	2.04	2.22	1.92
25	2.07	2.09	2.25	2.26	2.12	2.19	2.27	2.25	2.01	1.85	1.84	1.86	1.82	1.86	9999	1.90	1.88	1.84	1.92	2.86	4.02	2.00	2.06	2.16	2.15
26	2.19	2.46	2.28	2.13	2.16	2.29	2.54	2.36	2.22	2.35	2.32	2.09	2.13	2.06	1.97	1.90	1.91	1.91	1.93	2.07	2.07	2.37	2.33	2.06	2.17
27	2.22	2.92	2.70	2.54	2.40	2.47	2.31	2.25	2.36	2.15	2.02	1.89	1.87	1.87	1.85	1.89	2.08	2.38	2.43	2.67	2.83	1.99	1.98	2.56	2.28
28	2.16	2.03	2.26	2.16	2.24	2.02	1.98	1.94	1.93	1.89	1.86	1.85	1.88	1.86	1.88	9999	1.73	1.79	1.80	1.82	1.83	1.85	1.82	1.85	1.93
29	1.90	1.89	1.84	1.91	2.16	2.04	2.04	2.44	2.17	1.98	1.96	2.01	9999	9999	1.89	1.84	1.82	2.11	1.88	1.92	1.95	2.02	2.29	2.16	2.01
30	2.04	2.44	3.21	2.50	2.52	2.55	2.55	2.11	2.04	2.21	2.40	2.21	2.20	9999	1.87	1.92	1.92	2.02	2.03	2.08	2.06	2.22	2.31	2.26	2.25
31	2.20	3.56	2.59	2.48	2.34	3.03	2.54	2.28	2.02	1.90	2.36	2.15	9999	9999	9999	9999	9999	1.40	1.56	1.54	1.62	1.59	1.53	1.59	2.12

HOURLY MAX: 1ST 4.39 ON DAY 20 HOUR 4
2ND 4.02 ON DAY 20 HOUR 5

N.E. CORRIDOR HYDROCARBON STUDY
HOURLY AVERAGE REPORT
****

STATE	33	NEW YORK
AREA	4680	NEW YORK CITY
SITE	84	N12 (QUEENS)
PARAMETER	43102	NON-METHANE HYDROCARBONS
UNITS	7	PARTS PER MILLION

YEAR 1980
MONTH JULY

DAY	HOUR 00	01	02	03	04	05	06	07	08	09	10	11	12	13	14	15	16	17	18	19	20	21	22	23	DAILY AVG
1	9999	9999	9999	9999	9999	9999	9999	9999	9999	9999	9999	9999	9999	9999	9999	9999	9999	9999	9999	9999	9999	9999	9999	9999	9999
2	9999	9999	9999	9999	9999	9999	9999	9999	9999	9999	9999	9999	9999	9999	9999	9999	9999	9999	9999	9999	9999	9999	9999	9999	9999
3	9999	9999	9999	9999	9999	9999	9999	9999	9999	9999	9999	9999	9999	9999	9999	9999	9999	9999	9999	9999	9999	9999	9999	9999	9999
4	9999	9999	9999	9999	9999	9999	9999	9999	9999	9999	9999	9999	9999	9999	9999	9999	9999	9999	9999	9999	9999	9999	9999	9999	9999
5	9999	9999	9999	9999	9999	9999	9999	9999	9999	9999	9999	9999	9999	9999	9999	9999	9999	9999	9999	9999	9999	9999	9999	9999	9999
6	9999	9999	9999	9999	9999	9999	9999	9999	9999	9999	9999	9999	9999	9999	9999	9999	9999	9999	9999	9999	9999	9999	9999	9999	9999
7	9999	9999	9999	9999	9999	9999	9999	9999	9999	9999	9999	9999	9999	9999	9999	9999	9999	9999	9999	9999	9999	9999	9999	9999	9999
8	9999	9999	9999	9999	9999	9999	9999	9999	9999	9999	9999	9999	9999	9999	9999	9999	9999	9999	9999	9999	9999	9999	9999	9999	9999
9	9999	9999	9999	9999	9999	9999	9999	9999	9999	9999	9999	9999	9999	9999	9999	9999	9999	9999	9999	9999	9999	9999	9999	9999	9999
10	9999	9999	9999	9999	9999	9999	9999	9999	9999	9999	9999	9999	9999	9999	9999	9999	9999	9999	9999	9999	9999	9999	9999	9999	9999
11	9999	9999	9999	9999	9999	9999	9999	9999	9999	9999	9999	9999	9999	9999	9999	9999	9999	9999	9999	9999	9999	9999	9999	9999	9999
12	9999	9999	9999	9999	9999	9999	9999	9999	9999	9999	9999	9999	9999	9999	9999	9999	9999	9999	9999	9999	9999	9999	9999	9999	9999
13	9999	9999	9999	9999	9999	9999	9999	9999	9999	9999	9999	9999	9999	9999	9999	9999	9999	9999	9999	9999	9999	9999	9999	9999	9999
14	9999	9999	9999	9999	9999	9999	9999	9999	9999	9999	9999	9999	9999	9999	9999	9999	9999	9999	9999	9999	9999	9999	9999	9999	9999
15	9999	9999	9999	9999	9999	9999	9999	9999	9999	9999	9999	9999	9999	9999	9999	9999	9999	9999	9999	9999	9999	9999	9999	9999	9999
16	9999	9999	9999	9999	9999	9999	9999	9999	9999	9999	9999	9999	9999	9999	9999	9999	9999	9999	9999	9999	9999	9999	9999	9999	9999
17	9999	9999	9999	9999	9999	9999	9999	9999	9999	9999	9999	9999	9999	9999	9999	9999	9999	9999	9999	9999	9999	9999	9999	9999	9999
18	9999	9999	9999	9999	9999	9999	9999	9999	9999	9999	9999	9999	9999	9999	9999	9999	2.43	1.89	1.74	1.74	1.68	1.62	1.65	1.59	9999
19	1.65	1.80	1.83	1.71	1.68	2.40	9999	9999	9999	9999	1.23	1.44	1.53	1.80	1.71	1.53	1.50	1.59	1.41	1.59	2.01	2.19	1.80	1.59	1.70
20	1.56	1.65	1.68	1.53	1.83	2.04	1.74	1.98	1.74	1.74	1.65	1.44	1.50	1.47	1.47	1.20	1.14	1.26	1.23	1.32	1.77	1.77	1.41	1.29	1.56
21	1.41	1.32	1.35	1.08	1.14	1.77	1.71	2.22	2.64	1.80	1.44	1.77	1.83	1.95	9999	1.89	3.12	1.80	1.86	2.19	1.89	1.41	1.26	1.29	1.75
22	1.32	1.47	1.35	1.20	1.47	2.28	2.19	1.98	1.98	1.74	1.47	2.16	1.68	1.80	1.77	1.74	2.25	2.01	2.22	1.62	1.47	1.62	1.68	1.26	1.74
23	1.29	1.35	1.23	1.26	1.62	1.62	1.35	1.71	1.89	1.59	1.62	1.35	1.50	1.59	1.35	1.26	1.53	1.29	1.38	1.44	1.68	1.71	1.77	1.29	1.49
24	.99	.87	.81	.81	.87	1.05	1.08	1.11	.96	.66	.60	.69	.69	.81	.90	.84	.99	.87	.87	.96	1.14	1.23	1.38	1.41	.94
25	1.20	1.02	.99	1.05	.90	.87	1.44	1.44	1.14	.84	.72	.90	.84	.99	9999	.00	.00	.00	.00	.00	.00	.00	.00	.00	.62
26	.00	.00	.00	.00	.00	.00	.00	.00	.00	.00	.00	.72	1.08	1.08	.93	.90	.90	.90	.84	.90	.93	1.35	1.41	.93	.54
27	.99	.90	.93	.78	.87	.90	.87	.72	.81	.72	.69	.81	.90	.93	.87	.84	.87	.90	.84	.87	.90	.87	.90	.75	.85
28	.69	.54	.51	.45	.60	1.02	1.17	.81	1.83	.69	.51	.72	.96	.66	1.23	1.05	.96	.84	.87	.84	.84	.81	.72	.66	.83
29	.57	.51	.45	.45	.33	.42	.63	.93	1.29	1.77	.42	.30	.57	9999	.42	.30	.27	.57	.57	.72	.84	.78	1.02	.90	.65
30	.84	.90	.78	1.14	.84	1.02	.69	.66	1.08	1.50	1.47	.90	.96	9999	.87	.57	.90	.90	.96	.81	1.11	1.47	1.74	1.59	1.03
31	.99	.69	.69	.72	.66	.96	1.35	1.08	1.68	.60	.81	.87	9999	9999	9999	9999	9999	2.01	2.37	2.28	2.25	2.13	2.07	2.04	1.38

HOURLY MAX: 1ST 3.12 ON DAY 21 HOUR 16
2ND 2.64 ON DAY 21 HOUR 8

N.E. CORRIDOR HYDROCARBON STUDY
HOURLY AVERAGE REPORT
****

STATE	33	NEW YORK
AREA	4680	NEW YORK CITY
SITE	84	N12 (QUEENS)
PARAMETER	43201	METHANE (CH4)
UNITS	7	PARTS PER MILLION

YEAR 1980
MONTH AUGUST

DAY	00	01	02	03	04	05	06	07	08	09	10	11	12	13	14	15	16	17	18	19	20	21	22	23	DAILY AVG
	HOUR																								
1	2.14	2.38	2.90	2.76	1.66	2.85	9999	9999	9999	9999	9999	2.33	2.30	2.37	2.47	2.44	2.70	2.32	1.98	2.45	2.30	2.44	2.64	2.10	2.40
2	2.08	2.07	2.04	2.78	3.13	2.99	3.72	3.11	9999	9999	2.16	1.97	1.93	2.13	1.97	1.90	1.94	2.00	2.03	2.16	2.17	2.72	2.34	4.98	2.47
3	2.91	2.40	2.61	2.61	2.84	2.85	2.57	2.29	2.21	2.12	2.09	2.30	2.03	1.94	1.99	1.99	1.96	2.14	1.92	2.01	2.58	2.09	2.22	2.33	2.29
4	2.08	2.10	2.10	2.37	2.85	2.56	2.46	2.55	2.52	2.62	3.08	2.77	9999	9999	2.01	2.00	1.89	1.87	1.87	1.93	1.93	2.18	2.25	2.52	2.30
5	2.33	3.75	2.43	4.11	4.77	2.82	2.91	3.21	3.41	2.53	1.95	1.91	9999	2.01	1.87	2.13	1.88	2.01	2.27	3.08	2.84	2.42	2.64	2.70	2.69
6	2.36	2.42	2.47	2.38	2.25	2.15	2.50	2.80	2.59	2.33	2.19	9999	9999	1.85	1.89	2.03	2.10	2.09	2.02	2.00	2.11	2.52	2.15	2.08	2.24
7	2.09	2.08	2.04	2.04	2.18	2.13	2.09	2.23	2.06	1.96	1.90	9999	1.88	2.07	2.06	2.02	2.00	2.10	2.17	2.13	2.01	2.68	3.40	3.17	2.20
8	2.77	2.45	2.23	2.20	2.36	2.97	2.86	2.44	2.32	2.26	9999	9999	9999	9999	1.90	1.89	2.00	1.91	2.05	2.28	1.90	2.39	2.93	2.55	2.33
9	2.02	2.16	2.17	2.15	2.09	2.18	2.10	2.23	2.22	2.24	9999	1.89	1.90	1.96	1.98	1.81	1.78	1.83	1.81	1.87	1.86	1.89	1.82	1.90	1.99
10	1.95	2.13	2.27	2.57	2.59	2.33	2.51	2.43	2.24	1.86	1.86	1.90	2.01	2.18	2.26	2.03	2.33	2.11	1.91	2.37	2.34	1.88	1.88	2.46	2.18
11	2.99	1.97	2.06	2.34	2.41	2.68	2.97	2.72	2.72	9999	1.94	2.09	2.11	2.00	2.08	2.00	2.04	2.12	2.20	4.02	3.59	2.64	4.18	2.38	2.53
12	2.23	2.22	2.25	2.16	2.20	2.08	2.60	2.75	2.17	2.02	1.94	9999	2.03	1.99	1.99	2.05	1.90	1.86	1.87	1.92	1.93	1.97	2.12	2.02	2.10
13	2.04	1.97	2.04	2.12	2.30	2.16	2.04	2.00	1.90	1.97	1.83	1.82	9999	1.82	1.80	1.87	1.85	1.90	1.92	1.81	1.90	1.87	1.97	2.08	1.96
14	2.12	2.13	2.49	2.32	2.80	3.01	2.30	3.52	2.94	2.42	2.75	1.98	2.32	2.54	2.25	2.21	2.46	2.33	2.01	2.02	2.09	2.24	2.21	2.36	2.41
15	2.33	2.60	2.65	2.34	2.37	2.46	2.49	2.17	2.40	2.16	2.24	2.28	9999	2.06	2.04	1.92	2.02	1.92	1.99	2.14	2.45	2.05	1.97	1.89	2.21
16	1.87	1.89	1.91	1.96	1.96	1.99	1.94	1.98	9999	9999	1.78	1.77	1.77	1.76	1.75	1.79	1.78	1.78	1.80	1.80	1.79	1.80	1.80	1.82	1.84
17	1.85	1.95	1.98	1.92	1.97	1.96	1.94	1.95	1.90	1.84	1.82	1.79	1.80	1.80	1.83	1.88	1.90	2.04	2.05	2.05	2.04	2.00	2.02	2.05	1.93
18	2.07	2.11	2.14	2.18	2.37	2.55	2.60	2.41	2.12	2.06	2.20	2.04	1.98	1.93	1.89	1.92	1.93	1.93	1.96	1.92	1.92	1.93	1.95	1.92	2.08
19	2.01	2.36	2.17	2.69	2.17	2.16	2.83	2.34	2.39	2.19	2.15	2.28	2.27	9999	2.04	2.12	2.26	3.22	3.78	2.86	2.10	2.10	2.12	2.31	2.39
20	2.42	2.34	2.54	3.21	3.76	2.56	9999	9999	9999	9999	9999	9999	1.21	1.14	1.14	1.24	1.21	1.16	1.34	1.31	1.21	1.27	1.32	1.28	1.76
21	1.35	1.29	1.23	1.22	1.23	1.24	1.24	1.32	1.41	9999	9999	1.95	1.89	1.88	1.92	2.00	1.95	2.01	1.90	2.00	1.99	1.99	2.04	2.14	1.69
22	2.13	2.11	2.07	2.00	1.95	1.91	1.88	1.92	1.95	1.81	9999	9999	9999	9999	1.82	1.86	1.86	1.85	1.84	1.85	1.84	2.26	2.03	1.96	1.95
23	2.14	2.23	2.19	2.29	2.40	2.38	2.31	2.22	2.12	9999	1.89	1.90	1.91	1.92	1.92	1.93	2.34	3.08	3.01	2.19	2.08	2.20	2.28	2.16	2.22
24	2.44	2.15	2.14	2.24	2.30	2.53	2.14	2.16	9999	9999	1.89	1.88	1.84	1.85	1.82	1.81	2.32	2.91	2.78	2.05	2.08	2.09	2.37	2.35	2.19
25	2.58	2.55	3.00	3.38	3.07	2.59	2.64	2.52	1.96	9999	1.87	1.89	1.90	1.86	1.87	1.85	1.89	2.13	2.02	2.03	2.15	2.21	2.56	2.61	2.31
26	3.41	2.58	2.48	3.17	3.96	2.98	2.56	2.26	2.18	9999	2.08	2.13	1.90	1.92	1.89	1.91	1.92	1.88	1.89	2.19	2.21	2.46	2.69	2.82	2.41
27	3.47	5.44	7.09	4.90	4.26	5.65	4.14	3.83	2.76	2.26	9999	2.15	2.62	2.23	2.19	2.20	2.22	1.99	2.00	2.05	2.05	2.08	2.26	2.31	3.14
28	2.32	2.70	3.19	3.30	3.63	3.95	4.08	2.78	2.68	2.32	2.15	9999	9999	2.15	2.04	2.17	2.36	2.19	2.41	2.82	2.49	2.26	2.24	2.28	2.66
29	2.31	2.35	2.41	2.49	2.94	3.34	3.43	3.56	3.49	2.26	9999	2.16	2.02	2.09	2.07	2.15	2.71	2.17	2.02	1.94	1.95	1.92	1.87	1.88	2.41
30	1.93	2.05	2.07	2.06	2.10	2.24	2.09	2.11	2.13	2.06	2.04	2.06	9999	9999	1.94	1.96	2.12	2.02	2.00	2.07	2.12	2.09	2.22	2.03	2.07
31	2.06	2.42	2.66	2.07	2.07	2.07	2.29	2.31	2.25	2.38	9999	9999	2.62	2.68	2.51	2.38	2.47	1.98	1.88	1.90	1.97	2.00	1.93	1.93	2.22

HOURLY MAX: 1ST 7.09 ON DAY 27 HOUR 2
2ND 5.65 ON DAY 27 HOUR 5

N.E. CORRIDOR HYDROCARBON STUDY
HOURLY AVERAGE REPORT
****

STATE	33	NEW YORK
AREA	4680	NEW YORK CITY
SITE	84	N12 (QUEENS)
PARAMETER	43102	NON-METHANE HYDROCARBONS
UNITS	7	PARTS PER MILLION

YEAR	1980
MONTH	AUGUST

	HOUR																								DAILY
DAY	00	01	02	03	04	05	06	07	08	09	10	11	12	13	14	15	16	17	18	19	20	21	22	23	AVG
1	9999	1.17	1.71	1.95	9999	9999	9999	9999	9999	9999	9999	9999	1.44	1.74	1.56	1.35	1.50	1.23	1.11	1.53	2.16	2.04	1.59	1.11	9999
2	1.05	.90	.81	.81	.78	.81	2.13	1.38	1.83	9999	1.11	1.08	1.17	1.65	1.14	1.05	.93	.96	1.11	1.86	2.25	1.41	1.05	1.38	1.25
3	1.26	.99	1.35	1.41	1.56	1.50	1.23	.99	.99	1.02	.84	.96	.87	.93	.78	.75	.75	1.05	.96	1.02	1.26	1.08	1.05	1.08	1.07
4	.87	1.05	.99	1.11	2.25	2.16	2.46	2.40	2.82	1.80	1.74	1.53	9999	9999	1.59	1.29	1.20	1.17	1.44	1.38	1.20	1.38	1.50	1.71	1.59
5	1.50	1.89	1.62	1.89	2.40	1.74	2.31	2.70	2.91	1.86	1.62	9999	9999	1.56	1.32	.96	1.29	1.62	1.89	1.98	2.37	2.10	1.95	1.53	1.86
6	1.35	1.26	1.44	1.32	1.05	1.05	1.71	2.34	3.93	2.04	1.95	9999	9999	1.29	1.41	1.26	1.29	1.23	1.17	1.53	1.26	1.08	1.32	1.71	1.55
7	1.05	.96	.93	1.08	.99	1.08	1.14	1.44	1.56	1.26	1.47	9999	1.05	1.50	1.68	1.11	1.35	1.11	1.14	1.29	1.29	1.86	2.55	2.22	1.35
8	1.77	1.14	1.11	1.35	1.50	1.71	1.65	1.77	1.83	1.71	1.62	2.58	1.44	9999	1.29	1.32	1.53	1.17	1.23	1.23	.90	1.65	1.50	1.44	1.50
9	1.05	.87	.75	.57	.60	.57	.84	.84	.63	.81	9999	.81	.66	.78	.81	.72	.66	.75	.78	.75	.78	.72	.93	.69	.76
10	.69	.60	.60	.72	.66	.66	.63	.72	.75	.60	.69	.69	1.08	.96	.96	.81	.87	.96	.81	.93	.75	.69	.63	.60	.75
11	.69	.54	.54	.54	.60	.72	.93	1.11	1.23	9999	1.14	1.62	1.35	1.11	1.11	1.26	1.59	1.11	1.32	1.62	2.13	2.61	1.77	1.50	1.22
12	1.20	1.08	1.02	.75	.90	.84	1.05	1.77	1.47	1.32	.99	9999	.63	.78	.75	1.29	1.11	.66	.72	.84	.81	.96	.96	.90	.99
13	.78	.63	.69	.69	1.02	.96	.63	.75	.69	1.35	.87	.75	9999	.69	.84	1.05	1.44	.90	.93	.87	.90	1.02	1.08	1.44	.91
14	1.20	.99	1.32	1.44	1.26	1.86	1.74	1.83	2.97	1.77	1.53	9999	1.14	1.32	1.74	1.17	1.14	1.29	1.35	1.26	1.29	1.02	1.20	1.41	1.45
15	1.14	1.02	1.08	.96	.69	.69	1.32	.96	1.02	.78	.87	1.95	9999	1.08	.69	.96	1.80	.87	1.41	.93	.81	.84	.63	.45	1.00
16	.36	.27	.27	.27	.30	.63	.33	.42	.51	9999	.48	.48	.45	.45	.63	.75	.63	.66	.72	.75	.69	.63	.60	.57	.52
17	.51	.54	.54	.48	.51	.57	.51	.57	.66	.66	.72	.72	.81	.81	.90	.81	1.05	1.17	1.08	1.05	1.05	1.02	.99	1.05	.78
18	.96	.84	.96	9999	9999	9999	9999	9999	9999	9999	9999	9999	9999	.84	1.05	.69	.69	.72	.75	.69	.60	.72	.60	.60	9999
19	.57	.63	.42	.51	.45	.72	1.14	1.86	2.49	1.02	1.14	1.89	1.02	9999	1.08	1.20	1.20	.93	1.02	.75	.96	.99	1.20	1.50	1.07
20	1.23	.78	1.02	1.23	.99	9999	9999	9999	9999	9999	9999	9999	1.41	1.50	1.47	1.44	1.29	1.38	1.44	1.56	1.38	1.32	1.29	1.17	9999
21	1.17	1.17	1.17	1.17	1.17	1.20	1.35	1.44	1.59	1.41	9999	1.59	.87	.93	.87	.81	.96	.81	.78	.90	.93	.84	.75	.69	1.07
22	.66	.66	.60	.57	.51	.57	.90	.87	.75	1.02	1.02	9999	9999	9999	9999	.84	.93	.69	.78	.78	.72	.81	.75	.84	.76
23	1.02	1.02	1.08	.93	.84	.84	.99	1.23	1.26	1.02	1.14	9999	.84	.93	1.05	.99	1.20	.96	.90	1.17	1.35	1.29	1.38	1.68	1.09
24	1.92	1.62	1.65	1.38	1.47	1.47	1.56	1.26	1.26	.99	.87	.78	.93	.81	.84	.81	.93	.75	.81	1.02	1.11	1.41	1.74	2.16	1.23
25	2.37	2.07	2.10	1.41	1.14	1.17	1.44	1.83	3.57	1.26	1.17	1.50	9999	9999	1.62	1.08	1.11	1.11	1.02	1.71	1.05	.99	1.35	1.95	1.55
26	2.46	2.94	4.17	3.84	4.17	4.20	4.11	3.15	2.34	2.31	2.13	1.83	1.86	1.98	1.62	1.29	1.41	1.44	1.53	1.71	1.56	1.59	1.41	1.32	2.35
27	1.68	2.37	2.64	2.82	2.43	2.16	1.74	1.92	2.07	2.46	1.68	9999	9999	2.52	1.20	1.59	3.15	1.41	1.38	2.25	2.19	1.86	1.59	1.20	2.01
28	1.32	1.62	1.50	1.35	1.23	1.77	1.89	2.10	4.89	1.62	9999	2.13	1.26	1.50	1.26	2.04	1.92	1.41	1.29	.96	1.02	1.05	.90	.96	1.61
29	.87	.87	.84	.75	1.17	1.08	1.08	1.83	1.77	1.86	1.62	2.01	9999	9999	1.38	.90	1.35	.87	.81	.81	.87	.81	.84	.93	1.15
30	.90	.90	.87	.87	.81	.96	1.44	1.44	1.68	.90	9999	9999	1.02	2.25	1.32	1.11	1.11	1.35	1.02	1.05	1.11	1.08	.96	.93	1.14
31	.93	.90	.90	.84	1.02	.99	1.17	1.23	.99	1.23	.96	1.11	1.32	1.26	.90	1.05	.99	1.23	1.41	1.35	1.44	1.08	1.32	1.05	1.11

HOURLY MAX: 1ST 4.89 ON DAY 28 HOUR 8
2ND 4.20 ON DAY 26 HOUR 5

N.E. CORRIDOR HYDROCARBON STUDY
HOURLY AVERAGE REPORT
****

STATE	33	NEW YORK
AREA	4680	NEW YORK CITY
SITE	84	N12 (QUEENS)
PARAMETER	43201	METHANE (CH4)
UNITS	7	PARTS PER MILLION

YEAR	1980
MONTH	SEPTEMBER

DAY	HOUR 00	01	02	03	04	05	06	07	08	09	10	11	12	13	14	15	16	17	18	19	20	21	22	23	DAILY AVG
1	1.88	1.94	2.03	2.24	2.39	2.20	2.16	2.41	2.75	2.90	2.75	2.26	2.14	1.89	1.90	1.84	1.86	1.92	2.00	2.04	1.90	1.95	1.92	1.96	2.13
2	2.19	2.28	2.58	2.35	2.23	2.61	2.75	3.38	3.27	2.66	2.15	2.01	1.80	1.81	1.80	1.81	1.87	1.94	1.98	1.94	1.95	1.91	1.96	2.00	2.22
3	2.24	2.55	2.08	2.01	2.00	2.03	2.03	2.00	1.94	1.94	1.98	2.00	1.91	1.93	1.96	1.95	1.94	1.96	2.01	2.06	2.06	2.06	2.14	2.29	2.04
4	2.37	2.81	2.72	2.92	3.65	3.29	3.06	2.77	2.05	2.06	9999	2.07	1.96	1.97	2.09	2.07	2.04	1.89	1.87	1.88	1.89	1.91	1.92	1.93	2.31
5	1.94	1.96	1.95	1.96	1.98	1.99	1.98	1.97	1.99	1.94	9999	1.94	1.86	1.87	1.88	1.87	1.85	2.07	1.88	1.87	1.89	1.92	1.94	2.15	1.94
6	2.80	2.34	2.63	2.38	2.67	2.49	2.26	2.15	2.22	2.01	1.96	1.99	2.34	2.03	1.94	1.94	2.04	1.96	2.02	2.13	2.21	2.25	2.31	2.74	2.24
7	2.80	2.46	2.43	2.30	2.25	2.09	2.03	2.05	2.02	2.05	1.99	1.96	1.96	1.94	1.96	1.98	2.02	2.07	2.18	2.20	2.15	2.09	2.02	2.13	2.13
8	2.12	2.08	2.23	2.51	2.38	2.29	2.28	2.23	2.23	2.04	2.00	9999	1.88	1.87	1.90	1.85	1.97	1.86	1.91	1.93	1.96	2.22	2.13	2.34	2.10
9	2.45	2.23	2.18	2.20	2.21	2.16	2.45	2.27	2.09	2.14	2.18	9999	1.89	2.02	2.01	2.05	2.13	1.99	1.99	1.99	2.00	2.00	2.03	2.07	2.12
10	2.17	2.30	2.49	2.59	2.19	2.01	1.94	1.99	1.99	2.00	9999	9999	9999	9999	1.07	1.11	1.16	1.19	1.25	1.25	1.23	1.24	1.25	1.25	1.68
11	1.29	1.25	1.33	1.41	1.47	2.00	1.88	1.82	1.80	1.81	1.46	1.14	1.81	1.84	1.91	2.01	2.15	2.25	2.27	2.24	2.23	2.10	1.98	1.95	1.81
12	2.06	2.18	2.21	2.43	2.67	2.83	2.85	2.52	2.27	2.27	1.97	9999	1.96	1.87	1.82	1.81	1.95	1.93	2.01	2.03	2.01	2.24	1.92	2.83	2.20
13	3.83	2.26	2.29	2.69	2.46	2.62	2.39	2.38	2.06	1.96	1.80	9999	9999	9999	9999	9999	9999	9999	9999	9999	9999	9999	9999	9999	9999
14	9999	9999	9999	9999	9999	9999	9999	9999	9999	9999	9999	9999	9999	9999	9999	9999	9999	9999	9999	9999	9999	9999	9999	9999	9999
15	9999	9999	9999	9999	9999	9999	9999	9999	9999	9999	9999	9999	9999	9999	9999	9999	9999	9999	9999	9999	9999	9999	9999	9999	9999
16	9999	9999	9999	9999	9999	9999	9999	9999	9999	9999	9999	9999	9999	9999	9999	9999	9999	9999	9999	9999	9999	9999	9999	9999	9999
17	9999	9999	9999	9999	9999	9999	9999	9999	9999	9999	9999	9999	9999	9999	9999	9999	9999	9999	9999	9999	9999	9999	9999	9999	9999
18	9999	9999	9999	9999	9999	9999	9999	9999	9999	9999	9999	9999	9999	9999	9999	9999	9999	9999	9999	9999	9999	9999	9999	9999	9999
19	9999	9999	9999	9999	9999	9999	9999	9999	9999	9999	9999	9999	9999	9999	9999	9999	9999	9999	9999	9999	9999	9999	9999	9999	9999
20	9999	9999	9999	9999	9999	9999	9999	9999	9999	9999	9999	9999	9999	9999	9999	9999	9999	9999	9999	9999	9999	9999	9999	9999	9999
21	9999	9999	9999	9999	9999	9999	9999	9999	9999	9999	9999	9999	9999	9999	9999	9999	9999	9999	9999	9999	9999	9999	9999	9999	9999
22	9999	9999	9999	9999	9999	9999	9999	9999	9999	9999	9999	9999	9999	9999	9999	9999	9999	9999	9999	9999	9999	9999	9999	9999	9999
23	9999	9999	9999	9999	9999	9999	9999	9999	9999	9999	9999	9999	9999	9999	9999	9999	9999	9999	9999	9999	9999	9999	9999	9999	9999
24	9999	9999	9999	9999	9999	9999	9999	9999	9999	9999	9999	9999	9999	9999	9999	9999	9999	9999	9999	9999	9999	9999	9999	9999	9999
25	9999	9999	9999	9999	9999	9999	9999	9999	9999	9999	9999	9999	9999	9999	9999	9999	9999	9999	9999	9999	9999	9999	9999	9999	9999
26	9999	9999	9999	9999	9999	9999	9999	9999	9999	9999	9999	9999	9999	9999	9999	9999	9999	9999	9999	9999	9999	9999	9999	9999	9999
27	9999	9999	9999	9999	9999	9999	9999	9999	9999	9999	9999	9999	9999	9999	9999	9999	9999	9999	9999	9999	9999	9999	9999	9999	9999
28	9999	9999	9999	9999	9999	9999	9999	9999	9999	9999	9999	9999	9999	9999	9999	9999	9999	9999	9999	9999	9999	9999	9999	9999	9999
29	9999	9999	9999	9999	9999	9999	9999	9999	9999	9999	9999	9999	9999	9999	9999	9999	9999	9999	9999	9999	9999	9999	9999	9999	9999
30	9999	9999	9999	9999	9999	9999	9999	9999	9999	9999	9999	9999	9999	9999	9999	9999	9999	9999	9999	9999	9999	9999	9999	9999	9999

HOURLY MAX: 1ST 3.83 ON DAY 13 HOUR 0
2ND 3.65 ON DAY 4 HOUR 4

N.E. CORRIDOR HYDROCARBON STUDY
HOURLY AVERAGE REPORT
****

STATE 33 NEW YORK
AREA 4680 NEW YORK CITY
SITE 84 N12 (QUEENS)
PARAMETER 43102 NON-METHANE HYDROCARBONS
UNITS 7 PARTS PER MILLION

YEAR 1980
MONTH SEPTEMBER

DAY	HOUR 00	01	02	03	04	05	06	07	08	09	10	11	12	13	14	15	16	17	18	19	20	21	22	23	DAILY AVG
1	.72	.66	.78	1.02	.96	.93	1.02	1.20	1.32	1.44	1.47	1.17	1.32	1.11	.93	.87	1.02	1.05	1.14	1.14	.96	.87	.90	.93	1.04
2	.93	1.05	1.38	.87	.96	1.83	1.56	2.31	2.01	1.83	1.17	1.35	1.56	9999	1.08	.84	.99	1.05	1.11	1.02	.72	.60	.90	.84	1.22
3	.57	1.17	.48	.39	.42	.39	.48	1.11	.81	9999	9999	1.68	1.08	1.53	1.17	1.14	1.11	.99	1.14	1.14	1.14	1.17	1.23	1.44	.99
4	1.47	1.47	1.35	1.20	1.26	1.26	1.38	1.68	.93	1.20	9999	1.35	1.17	1.23	1.23	1.23	1.08	.99	.93	.93	.96	.96	.93	1.05	1.18
5	.90	.87	.84	.75	.84	.99	1.41	1.38	1.41	1.11	9999	2.37	1.41	1.05	1.05	1.50	1.08	.93	.87	.93	.90	.96	.87	1.11	1.11
6	1.53	1.14	.99	.99	1.14	.99	.99	1.47	1.20	9999	9999	1.26	1.44	1.20	1.11	.87	.96	.93	.93	1.20	1.11	1.11	1.38	1.23	1.14
7	1.23	.90	.81	.75	.69	.60	.45	.51	.54	.57	.60	.54	.60	.60	.63	.60	.72	.81	.78	.78	.75	.75	.66	.72	.69
8	.57	.48	.66	.78	.81	.90	2.76	1.35	1.32	.72	9999	9999	.00	.96	.90	.90	.96	.87	.81	.78	.75	.87	.93	1.11	.92
9	.84	.63	.63	.54	.63	1.02	.99	1.26	1.77	1.20	1.02	9999	9999	9999	2.25	1.44	1.35	9999	.93	.90	.60	.63	.63	.57	.99
10	.57	.54	.63	.75	.45	.66	.57	.81	.90	.27	9999	9999	9999	9999	.81	.69	.75	.78	.81	.84	.78	.78	.78	.75	.70
11	.66	.60	.63	.66	1.14	1.35	1.32	1.35	1.14	1.35	1.35	9999	.90	1.05	1.23	1.05	1.47	1.11	1.11	1.23	.99	.99	.69	.63	1.04
12	.90	.75	.60	.57	.69	1.14	1.17	1.20	1.02	1.38	1.08	9999	1.08	1.14	1.44	.93	1.77	.87	.96	1.02	1.08	1.23	1.08	1.17	1.06
13	1.38	1.29	1.38	1.77	1.62	1.89	1.74	2.22	1.56	1.20	9999	9999	9999	9999	9999	9999	9999	9999	9999	9999	9999	9999	9999	9999	9999
14	9999	9999	9999	9999	9999	9999	9999	9999	9999	9999	9999	9999	9999	9999	9999	9999	9999	9999	9999	9999	9999	9999	9999	9999	9999
15	9999	9999	9999	9999	9999	9999	9999	9999	9999	9999	9999	9999	9999	9999	9999	9999	9999	9999	9999	9999	9999	9999	9999	9999	9999
16	9999	9999	9999	9999	9999	9999	9999	9999	9999	9999	9999	9999	9999	9999	9999	9999	9999	9999	9999	9999	9999	9999	9999	9999	9999
17	9999	9999	9999	9999	9999	9999	9999	9999	9999	9999	9999	9999	9999	9999	9999	9999	9999	9999	9999	9999	9999	9999	9999	9999	9999
18	9999	9999	9999	9999	9999	9999	9999	9999	9999	9999	9999	9999	9999	9999	9999	9999	9999	9999	9999	9999	9999	9999	9999	9999	9999
19	9999	9999	9999	9999	9999	9999	9999	9999	9999	9999	9999	9999	9999	9999	9999	9999	9999	9999	9999	9999	9999	9999	9999	9999	9999
20	9999	9999	9999	9999	9999	9999	9999	9999	9999	9999	9999	9999	9999	9999	9999	9999	9999	9999	9999	9999	9999	9999	9999	9999	9999
21	9999	9999	9999	9999	9999	9999	9999	9999	9999	9999	9999	9999	9999	9999	9999	9999	9999	9999	9999	9999	9999	9999	9999	9999	9999
22	9999	9999	9999	9999	9999	9999	9999	9999	9999	9999	9999	9999	9999	9999	9999	9999	9999	9999	9999	9999	9999	9999	9999	9999	9999
23	9999	9999	9999	9999	9999	9999	9999	9999	9999	9999	9999	9999	9999	9999	9999	9999	9999	9999	9999	9999	9999	9999	9999	9999	9999
24	9999	9999	9999	9999	9999	9999	9999	9999	9999	9999	9999	9999	9999	9999	9999	9999	9999	9999	9999	9999	9999	9999	9999	9999	9999
25	9999	9999	9999	9999	9999	9999	9999	9999	9999	9999	9999	9999	9999	9999	9999	9999	9999	9999	9999	9999	9999	9999	9999	9999	9999
26	9999	9999	9999	9999	9999	9999	9999	9999	9999	9999	9999	9999	9999	9999	9999	9999	9999	9999	9999	9999	9999	9999	9999	9999	9999
27	9999	9999	9999	9999	9999	9999	9999	9999	9999	9999	9999	9999	9999	9999	9999	9999	9999	9999	9999	9999	9999	9999	9999	9999	9999
28	9999	9999	9999	9999	9999	9999	9999	9999	9999	9999	9999	9999	9999	9999	9999	9999	9999	9999	9999	9999	9999	9999	9999	9999	9999
29	9999	9999	9999	9999	9999	9999	9999	9999	9999	9999	9999	9999	9999	9999	9999	9999	9999	9999	9999	9999	9999	9999	9999	9999	9999
30	9999	9999	9999	9999	9999	9999	9999	9999	9999	9999	9999	9999	9999	9999	9999	9999	9999	9999	9999	9999	9999	9999	9999	9999	9999

HOURLY MAX: 1ST 2.76 ON DAY 8 HOUR 6
2ND 2.37 ON DAY 5 HOUR 11

N.E. CORRIDOR HYDROCARBON STUDY
HOURLY AVERAGE REPORT
****

STATE	21	MARYLAND
AREA	120	BALTIMORE
SITE	4	B3 (READ ST.)
PARAMETER	43201	METHANE (CH4)
UNITS	7	PARTS PER MILLION

YEAR	1980
MONTH	JUNE

DAY	HOUR 00	01	02	03	04	05	06	07	08	09	10	11	12	13	14	15	16	17	18	19	20	21	22	23	DAILY AVG
1	9999	1.45	1.56	1.53	1.51	1.39	1.38	1.32	1.29	1.21	1.17	1.18	1.17	1.18	1.19	1.20	1.21	1.22	1.23	1.24	1.33	1.31	1.22	1.24	1.29
2	1.28	1.33	1.34	1.30	1.29	1.29	1.22	1.29	1.32	1.21	1.16	1.17	1.18	9999	.59	.58	.59	.62	.63	.64	.73	1.31	1.32	1.46	1.08
3	1.79	1.79	1.68	3.36	1.71	1.52	1.44	1.41	1.31	1.26	9999	1.67	1.59	1.56	1.54	1.54	1.61	1.54	1.55	1.56	1.54	1.52	1.59	1.64	1.64
4	1.52	1.55	1.60	1.69	1.61	1.53	1.53	1.47	1.47	1.43	9999	9999	1.42	1.45	1.46	1.45	1.46	1.49	1.50	1.48	1.56	1.50	1.60	1.59	1.52
5	1.59	1.57	1.54	1.54	1.51	1.49	1.44	1.46	1.48	9999	1.45	9999	9999	9999	9999	9999	1.35	1.33	1.35	1.37	1.53	1.88	2.02	2.02	1.55
6	2.14	2.20	1.94	2.04	2.09	2.17	2.11	1.87	1.49	1.64	9999	1.71	1.55	1.45	1.44	1.43	1.39	1.41	1.49	1.53	1.46	1.47	1.47	1.62	1.70
7	1.76	1.81	1.72	1.85	1.81	1.50	1.48	1.49	1.51	1.51	1.38	1.37	1.37	1.40	1.36	1.34	9999	1.51	1.52	1.48	1.46	1.40	1.43	1.78	1.53
8	1.80	2.08	1.68	1.77	1.90	3.58	3.57	2.23	1.58	1.45	9999	9999	9999	9999	2.10	2.13	2.11	2.10	2.10	2.11	2.10	2.10	2.08	2.05	2.13
9	2.13	2.16	2.15	2.15	2.14	2.42	2.25	2.13	2.11	2.11	9999	1.64	1.64	1.64	1.65	1.65	1.65	1.65	1.66	1.66	1.62	1.62	1.63	1.69	1.88
10	1.74	1.73	1.71	1.74	1.73	1.83	1.78	1.73	1.71	1.65	9999	1.47	9999	1.72	1.72	1.70	1.72	1.69	1.72	1.81	1.84	1.88	2.09	2.08	1.76
11	2.10	2.15	2.33	2.19	2.05	1.98	1.98	1.91	1.86	1.76	9999	1.75	1.77	1.73	1.77	1.79	1.76	1.75	1.78	1.79	1.83	1.97	2.13	2.09	1.92
12	2.05	2.18	2.20	2.12	2.15	2.07	2.08	2.07	2.11	2.04	1.89	1.86	9999	1.81	1.77	1.80	1.76	1.73	1.76	1.84	1.95	1.99	2.03	2.21	1.98
13	2.44	2.39	2.39	2.32	2.40	2.22	2.18	2.20	1.93	1.78	1.81	1.85	9999	1.90	1.89	1.85	1.77	1.74	1.77	1.79	2.00	2.12	2.45	2.20	2.06
14	1.96	1.90	1.90	2.10	2.09	1.83	1.93	1.88	1.89	9999	1.77	1.62	1.63	1.63	1.63	1.59	1.58	1.62	1.68	1.72	2.04	1.87	1.80	1.85	1.80
15	1.87	1.86	2.01	2.24	2.05	1.95	1.94	1.82	1.74	1.68	1.68	1.70	9999	1.75	1.74	1.73	1.73	1.76	1.66	1.72	1.78	1.81	1.74	1.72	1.81
16	1.76	1.82	1.73	1.78	1.75	1.75	1.89	1.71	1.69	1.55	9999	1.60	1.59	1.55	1.49	1.63	1.50	1.49	1.50	1.50	1.61	1.64	1.63	1.63	1.64
17	1.63	1.66	1.80	1.73	1.73	1.72	1.65	1.60	1.62	1.64	1.60	9999	1.66	1.69	1.69	1.71	1.65	1.72	1.75	1.75	1.88	1.85	1.92	2.17	1.73
18	2.48	2.49	2.60	2.41	2.43	2.52	2.62	1.89	1.73	1.70	9999	1.61	1.67	1.65	1.63	1.61	1.60	1.60	1.59	1.65	1.72	1.93	1.69	1.77	1.94
19	1.78	1.74	1.96	2.12	2.21	2.18	1.86	1.99	2.00	1.78	1.57	1.60	1.58	9999	1.70	1.70	1.68	1.68	1.68	1.80	1.62	1.60	1.60	1.65	1.79
20	1.77	1.73	1.69	1.64	1.67	1.71	1.76	1.72	1.68	1.62	1.63	9999	1.64	1.63	1.63	1.65	1.64	1.65	1.70	1.78	1.78	1.82	1.82	1.82	1.70
21	1.81	1.84	1.80	1.67	1.69	1.70	1.69	1.76	9999	9999	9999	1.65	1.60	1.62	1.60	1.61	1.61	1.64	1.62	1.63	1.68	1.77	1.87	1.93	1.70
22	2.09	2.10	2.15	2.23	2.19	2.14	2.06	1.95	1.89	1.73	1.69	9999	1.62	1.61	1.62	1.63	1.67	1.65	1.63	1.70	1.77	1.84	1.93	1.88	1.86
23	2.10	2.59	2.80	2.78	2.81	2.93	2.55	1.88	1.84	9999	1.72	1.69	1.65	1.62	1.62	1.51	1.53	1.52	1.54	1.64	1.60	1.65	1.59	1.49	1.94
24	1.29	1.11	1.26	2.21	2.57	1.81	1.83	1.92	2.00	1.76	9999	1.65	1.70	1.61	1.59	1.62	1.62	1.66	1.65	1.66	1.62	1.76	2.06	2.02	1.74
25	1.81	1.85	1.82	1.75	1.82	1.88	1.99	2.11	2.20	9999	1.89	1.75	1.68	1.65	1.63	1.51	1.45	1.41	1.42	1.34	1.37	1.29	1.15	1.16	1.65
26	1.24	1.26	1.58	1.79	1.75	1.61	1.61	1.58	1.51	1.51	9999	1.50	1.50	1.31	1.29	1.36	1.44	1.49	1.46	1.46	1.43	1.44	1.76	2.20	1.53
27	2.17	1.74	1.74	1.77	2.03	1.82	1.65	1.62	1.61	9999	1.74	1.73	1.70	1.67	1.69	1.66	1.71	1.73	1.71	1.71	1.71	1.75	1.82	1.90	1.76
28	1.88	1.85	1.82	1.79	1.76	1.71	1.65	1.63	1.62	1.64	9999	1.71	1.73	1.83	1.78	1.82	1.76	1.75	1.69	1.68	1.69	1.78	1.79	1.72	1.74
29	1.75	1.76	1.86	1.60	1.65	1.74	1.66	1.64	1.75	9999	1.80	1.59	1.80	1.79	1.45	.78	1.63	1.65	1.93	1.79	1.83	1.70	1.69	1.80	1.68
30	1.79	1.81	1.81	1.69	1.62	1.65	1.62	1.66	1.62	9999	1.61	1.61	1.61	1.59	1.60	1.60	1.61	1.61	1.59	1.61	1.71	1.75	1.76	1.75	1.66

HOURLY MAX: 1ST 3.58 ON DAY 8 HOUR 5
2ND 3.57 ON DAY 8 HOUR 6

N.E. CORRIDOR HYDROCARBON STUDY
HOURLY AVERAGE REPORT
****

STATE	21	MARYLAND
AREA	120	BALTIMORE
SITE	4	B3 (READ ST.)
PARAMETER	43102	NON-METHANE HYDROCARBONS
UNITS	7	PARTS PER MILLION

YEAR 1980
MONTH JUNE

DAY	HOUR 00	01	02	03	04	05	06	07	08	09	10	11	12	13	14	15	16	17	18	19	20	21	22	23	DAILY AVG
1	[redacted]	9999	9999	9999	9999	9999	9999	9999	9999	9999	9999	9999	9999	9999	9999	9999	9999	9999	9999	9999	9999	9999	9999	9999	9999
2	9999	9999	9999	9999	9999	9999	9999	9999	.66	.57	.51	.39	.36	9999	1.08	1.05	.93	.78	.81	.87	.75	.60	.39	.45	9999
3	.96	.99	.63	1.11	.63	.66	.75	1.38	.84	.69	9999	.66	.63	.57	.54	.69	1.29	.69	.69	.72	.54	.42	.42	.48	.74
4	.27	.21	.27	.33	.30	.33	.39	.42	.30	.27	.30	9999	.36	.39	.57	.42	.36	.33	.33	.39	.51	.54	.63	.57	.38
5	.45	.42	.33	.30	.30	.33	.39	.45	9999	9999	.69	9999	9999	9999	9999	9999	.39	.36	.42	.45	.81	1.71	2.16	1.65	9999
6	1.53	1.35	1.32	1.05	1.08	1.59	1.89	1.71	1.05	1.38	9999	.99	1.11	.63	.72	.81	.63	.57	.54	.63	.75	.93	.48	.81	1.02
7	.54	.42	.60	.39	.48	.54	.60	.51	.66	.51	.69	.63	.45	.45	.45	.42	9999	.36	.48	.39	.45	.42	.45	.57	.50
8	.72	.60	.66	.54	.69	1.08	.87	.72	.36	.33	9999	9999	9999	9999	.03	.00	.00	.00	.06	.12	.00	.03	.12	.03	.35
9	.00	.03	.00	.00	.00	.21	.33	.33	.24	.18	9999	.48	.51	.48	.51	.51	.48	.36	.33	.42	.21	.33	.30	.33	.29
10	.39	.45	.30	.27	.39	.48	.57	.78	.69	.69	9999	.84	9999	.69	.63	.72	.78	.57	.57	.69	.96	1.02	1.26	1.35	.69
11	1.02	1.05	.87	.81	.84	.93	1.02	.93	.84	.57	9999	.54	.54	.63	.63	.63	.66	.45	.51	.60	.84	.00	.00	.00	.65
12	.00	.00	.00	.00	.00	.00	.00	1.14	.66	.51	.42	.33	9999	.60	.57	.63	.51	.45	.48	.66	.75	.99	.87	1.05	.46
13	1.47	1.32	1.14	1.26	1.08	1.02	1.50	1.56	1.14	.63	.69	.81	9999	.63	.66	.63	.51	.36	.42	.51	.72	1.05	1.77	1.08	.95
14	.75	.66	.54	.66	.90	.78	.87	.69	.72	9999	.72	.51	.45	.54	.42	.42	.36	.42	.51	.63	1.14	1.17	1.11	.90	.69
15	.78	.84	.93	1.11	.81	.75	1.02	.66	.54	.54	.48	.42	9999	.51	.45	.48	.48	.36	.45	.66	.81	.84	.48	.51	.65
16	.57	.54	.39	.45	.45	.54	.78	.75	.81	.75	9999	.54	.57	.51	.69	.99	.66	.48	.54	.51	.51	.57	.57	.57	.60
17	.54	.48	.54	.57	.60	.66	.84	.60	.57	.39	.39	9999	.33	.42	.39	.45	.42	.66	.72	.69	.75	.93	.84	1.35	.61
18	1.65	1.62	1.80	1.32	1.26	1.65	2.55	1.41	1.08	.93	.87	9999	.66	.45	.57	.75	.72	.51	.45	.63	.60	.63	.84	.87	1.04
19	.81	.54	.63	.90	1.38	1.41	1.26	1.35	1.44	1.17	.54	.69	.48	9999	.51	.63	.42	.36	.36	.39	.57	.51	.39	.33	.74
20	.30	.24	.24	.24	.27	.45	.66	.48	.45	.33	.36	9999	.30	.33	.33	.39	.36	.30	.30	.48	.60	.48	.39	.39	.38
21	.27	.27	.18	.21	.30	.30	.39	.39	.33	.36	9999	.33	.33	.36	.39	.36	.39	.42	.42	.72	.78	.96	1.14	1.11	.47
22	1.26	1.08	.99	1.02	.81	.78	.87	.78	.75	.54	.54	9999	.21	.21	.24	.30	.30	.21	.21	.27	.48	.78	.69	.42	.60
23	.75	1.26	1.20	1.05	1.17	1.65	1.80	1.20	.75	9999	1.02	.99	.84	.90	1.08	1.02	.99	.93	.90	.87	.93	.87	.75	1.08	1.04
24	.87	1.14	1.14	1.41	1.53	1.44	1.26	1.26	1.65	1.47	1.23	.90	1.11	.87	.78	1.02	.99	.96	.90	.96	.78	.99	.96	1.20	1.12
25	.96	.63	.75	.72	.81	1.11	1.35	1.83	1.83	9999	1.35	.84	.63	.57	.57	.72	.63	.66	.75	.75	1.02	1.08	1.05	1.17	.95
26	1.05	1.26	1.44	1.35	.99	.93	.96	.78	.69	.45	9999	.39	.63	.63	.78	.72	.60	.57	.75	.57	.66	.75	1.23	1.92	.87
27	2.16	1.08	.72	1.08	.96	1.05	1.17	1.11	.87	9999	.96	.90	.99	.84	.90	.93	.90	.66	.69	.81	.93	1.14	1.29	1.26	1.02
28	1.11	1.02	.99	.75	.75	.81	.87	.78	.66	.60	9999	.51	.45	.57	.63	.60	.48	.60	.72	.81	.66	.75	.84	.69	.72
29	.69	.69	.87	.57	.54	.99	.66	.63	.72	9999	.93	.69	.75	.72	.60	9999	1.32	.99	1.02	.90	1.11	1.53	1.53	1.65	.91
30	1.71	1.35	1.50	1.02	1.05	.87	1.11	1.17	.93	9999	.75	.81	.81	.84	.84	.81	.84	.96	.66	1.14	1.11	1.35	1.47	9999	1.05

HOURLY MAX: 1ST 5.31 ON DAY 1 HOUR 0
2ND 2.55 ON DAY 18 HOUR 6

N.E. CORRIDOR HYDROCARBON STUDY
HOURLY AVERAGE REPORT
****

STATE	21	MARYLAND
AREA	120	BALTIMORE
SITE	4	B3 (READ ST.)
PARAMETER	43201	METHANE (CH4)
UNITS	7	PARTS PER MILLION

YEAR	1980
MONTH	JULY

DAY	HOUR 00	01	02	03	04	05	06	07	08	09	10	11	12	13	14	15	16	17	18	19	20	21	22	23	DAILY AVG
1	9999	1.59	1.66	1.71	1.73	1.73	1.69	1.69	1.73	9999	1.62	1.59	1.58	1.60	1.63	1.65	1.61	1.62	1.62	1.63	1.75	1.86	1.84	1.76	1.68
2	1.79	1.82	1.81	1.79	1.85	1.93	1.94	1.85	1.80	9999	1.67	1.63	1.52	1.62	1.68	1.69	1.68	1.68	1.72	1.78	1.78	1.90	1.98	2.11	1.78
3	1.87	1.80	1.95	2.23	2.31	2.44	2.30	1.89	1.77	1.89	1.82	1.83	1.78	1.78	1.78	1.81	1.86	1.85	1.81	1.82	1.81	1.84	1.79	1.74	1.91
4	1.78	1.78	1.84	1.88	1.86	1.90	1.87	1.79	1.76	1.74	9999	1.75	1.73	1.75	1.75	1.70	1.71	1.84	1.85	1.96	2.16	2.35	2.01	2.01	1.86
5	2.15	2.59	3.08	3.09	3.17	3.11	2.41	2.22	2.48	2.43	9999	1.77	1.73	1.67	1.67	1.71	1.75	1.68	1.69	1.72	1.71	1.67	1.65	1.69	2.12
6	1.75	1.79	1.76	1.76	1.68	1.68	1.60	1.65	1.61	1.61	1.60	9999	9999	9999	9999	9999	9999	9999	9999	9999	1.86	2.01	2.08	2.04	9999
7	2.04	2.09	2.13	2.05	2.05	2.04	1.95	1.87	1.77	9999	1.69	1.71	1.73	1.74	1.71	1.69	1.73	1.72	1.78	1.83	2.12	1.93	1.87	1.81	1.87
8	1.87	1.87	1.95	2.04	2.04	2.00	2.06	2.02	2.04	9999	1.81	1.86	1.79	1.78	9999	9999	9999	9999	1.85	1.87	1.95	2.00	2.03	2.01	1.94
9	1.98	2.02	1.99	2.00	2.05	2.00	1.99	1.96	1.97	1.98	1.91	1.88	1.84	1.83	1.89	1.86	1.86	2.10	2.73	2.85	2.12	3.06	3.14	2.48	2.15
10	2.31	2.23	2.14	2.49	2.33	2.28	2.15	2.10	2.06	9999	1.88	1.85	1.90	1.84	1.87	1.87	1.86	1.87	1.86	1.87	1.92	2.06	2.08	2.07	2.04
11	2.14	2.03	2.04	2.06	2.06	2.05	2.09	2.04	1.93	9999	1.86	1.86	1.82	1.86	1.89	1.88	1.87	1.86	1.85	1.88	1.84	1.87	1.91	1.91	1.94
12	1.93	2.11	2.17	2.09	1.97	1.93	1.94	1.91	1.89	1.89	1.80	9999	1.78	1.82	1.82	1.82	1.80	1.80	1.81	1.95	2.05	2.04	2.04	2.07	1.93
13	2.37	2.29	2.24	2.39	2.45	2.39	2.39	2.12	9999	2.35	2.25	2.03	1.90	1.86	1.85	1.88	2.00	1.94	1.95	1.92	2.10	1.93	1.97	2.05	2.11
14	2.06	2.07	2.09	2.02	2.00	2.03	2.06	2.08	1.99	9999	1.89	1.92	1.93	1.92	1.89	1.85	1.94	2.00	2.01	2.12	2.17	2.27	2.17	2.16	2.03
15	2.05	2.09	2.11	2.03	1.98	2.01	2.03	2.04	2.02	9999	1.96	1.95	1.87	1.87	1.86	1.96	1.91	1.87	1.93	1.98	2.02	2.05	2.04	1.95	1.98
16	1.90	1.98	2.03	2.48	3.43	3.81	2.86	2.46	1.92	9999	2.05	2.08	2.14	2.10	1.93	1.90	1.89	1.98	2.00	1.92	1.88	1.94	2.06	2.08	2.21
17	2.11	2.02	2.07	2.51	3.44	3.85	2.65	2.26	1.82	9999	2.10	2.15	2.11	2.02	1.85	1.82	1.83	1.83	1.83	1.80	1.93	1.98	2.08	2.16	2.18
18	2.18	2.19	2.29	2.32	2.32	2.20	2.06	1.92	1.96	1.87	1.90	1.93	1.95	1.89	1.91	9999	2.01	2.00	1.99	2.10	1.91	2.01	2.29	2.19	2.06
19	2.39	2.73	2.70	2.76	2.95	2.91	2.98	2.64	2.20	2.02	9999	9999	1.93	1.91	1.91	1.91	1.95	1.95	1.93	2.10	2.15	2.08	2.05	2.03	2.28
20	2.04	2.04	2.02	2.11	2.58	2.96	2.32	2.19	2.24	2.14	2.08	2.03	1.88	9999	1.88	1.92	1.94	1.94	1.98	2.08	2.29	2.17	2.21	2.25	2.14
21	2.13	2.15	2.18	2.13	2.02	2.01	2.02	2.18	2.05	9999	9999	1.86	1.84	1.85	1.91	1.90	1.92	2.08	1.96	2.21	2.09	2.15	2.18	1.99	2.04
22	2.13	2.08	2.06	2.06	2.12	2.03	1.94	1.89	1.87	1.83	1.87	1.81	9999	1.93	1.92	1.93	1.92	1.92	1.92	1.89	2.04	2.06	1.99	1.91	1.96
23	1.98	2.00	2.09	2.04	1.93	2.03	2.13	1.94	1.88	9999	1.90	1.91	1.81	1.82	1.82	1.85	1.89	1.86	1.88	1.94	2.22	2.25	2.08	2.47	1.99
24	9999	9999	9999	9999	9999	9999	9999	9999	9999	9999	9999	1.92	1.94	1.96	1.98	2.00	2.01	2.01	2.02	2.02	2.04	2.21	2.37	2.51	9999
25	2.64	2.78	2.83	2.61	2.39	2.45	2.47	2.50	2.44	2.08	1.91	1.83	9999	1.60	1.50	1.48	1.48	1.49	1.49	1.51	1.58	1.77	1.77	1.75	2.02
26	1.74	1.77	1.80	1.83	1.87	1.90	1.87	1.82	1.79	1.78	1.71	9999	2.09	2.07	2.00	1.93	1.87	1.88	1.89	1.87	1.85	1.92	2.02	1.95	1.88
27	1.94	1.96	1.99	2.22	2.29	2.21	2.19	2.02	2.10	2.00	1.89	1.78	9999	1.77	1.76	1.76	1.81	1.81	1.82	1.84	1.85	1.86	2.02	2.03	1.95
28	2.04	2.05	2.06	2.07	2.09	2.06	2.00	1.95	2.03	1.95	1.84	9999	9999	1.90	1.87	1.83	1.80	1.79	1.78	1.78	1.77	1.85	1.93	1.96	1.93
29	1.94	2.15	2.22	2.11	2.00	1.89	1.78	1.93	1.95	1.98	2.00	2.02	2.04	2.06	9999	1.95	1.96	1.97	1.99	2.01	2.03	2.06	2.08	2.10	2.01
30	2.12	2.09	2.08	2.11	2.15	2.15	2.11	2.05	2.00	9999	1.90	1.90	1.90	1.90	1.91	1.91	1.91	1.91	1.91	1.91	2.17	2.28	2.39	2.49	2.05
31	2.48	2.45	2.43	2.41	2.38	2.39	2.31	2.23	2.17	2.13	2.10	2.07	2.04	2.01	1.97	2.06	2.09	2.12	2.15	2.17	2.18	2.20	2.22	2.13	2.20

HOURLY MAX: 1ST 3.85 ON DAY 17 HOUR 5
2ND 3.81 ON DAY 16 HOUR 5

N.E. CORRIDOR HYDROCARBON STUDY
HOURLY AVERAGE REPORT
****

STATE	21	MARYLAND
AREA	120	BALTIMORE
SITE	4	B3 (READ ST.)
PARAMETER	43102	NON-METHANE HYDROCARBONS
UNITS	7	PARTS PER MILLION

YEAR	1980
MONTH	JULY

DAY	HOUR 00	01	02	03	04	05	06	07	08	09	10	11	12	13	14	15	16	17	18	19	20	21	22	23	DAILY AVG
1	9999	1.23	1.32	1.41	1.92	1.32	1.86	1.44	1.41	1.23	1.08	.87	.99	1.08	1.08	1.20	.93	.90	.90	1.02	1.14	1.35	1.38	1.35	1.24
2	1.05	1.11	1.17	1.05	1.11	1.26	1.65	1.56	1.50	1.02	.96	1.02	1.17	1.02	1.14	1.35	1.44	1.35	1.44	1.56	1.65	1.20	1.32	1.59	1.28
3	1.38	1.47	1.56	1.92	2.16	1.98	1.92	1.71	1.41	9999	1.14	1.29	1.35	1.53	1.65	1.95	1.74	1.86	1.83	1.80	1.83	1.80	1.68	1.50	1.67
4	1.38	1.35	1.35	1.35	1.41	1.47	1.50	1.44	1.08	.99	9999	1.05	.96	.90	.99	.87	.99	1.02	1.11	1.35	1.95	1.89	2.22	1.92	1.33
5	2.46	3.12	3.33	3.60	2.61	2.79	1.74	1.86	1.56	1.29	1.20	.93	.84	.81	.87	.81	.87	.72	.81	.69	.69	.87	.99	1.11	1.52
6	.99	1.20	.99	1.05	.87	.81	1.17	1.02	.78	.63	.72	.72	.57	.18	9999	9999	9999	9999	9999	9999	1.05	1.56	1.59	1.47	.96
7	1.11	1.14	1.23	1.62	1.80	1.17	1.32	1.23	1.17	9999	.81	.81	.87	.93	.99	1.02	.93	.90	.93	.93	.93	1.41	1.41	.69	1.10
8	.78	.87	.96	1.05	1.14	1.23	1.53	1.47	1.35	1.20	.99	.81	.63	.72	9999	9999	9999	.99	.99	.99	1.02	1.02	1.02	1.02	1.04
9	1.05	1.05	1.05	1.05	1.14	1.23	1.32	1.38	1.41	1.23	1.02	.84	9999	1.02	.99	.96	.93	.99	1.05	1.14	1.23	1.32	1.38	1.35	1.14
10	1.32	1.29	1.29	1.26	1.23	1.23	1.20	1.17	1.17	9999	.78	.81	.84	.84	.87	.90	.93	.93	.96	.99	1.17	2.28	2.04	1.56	1.18
11	1.20	1.14	1.92	1.20	2.34	2.10	1.80	1.74	1.38	9999	.99	.93	.87	.84	.90	.96	1.02	1.05	1.11	1.17	1.02	1.02	1.02	1.02	1.25
12	1.02	1.02	1.02	1.02	1.02	1.05	1.05	1.02	1.02	.99	.96	.96	.93	.90	.90	.87	.63	.69	.75	.81	.84	.90	.96	1.02	.93
13	1.08	1.14	1.17	.87	.84	.84	.81	.81	.78	.75	.75	9999	1.32	1.08	.84	.87	.93	1.02	1.08	1.17	1.23	1.32	.99	1.05	.99
14	1.11	1.17	1.23	1.29	1.38	1.44	1.50	1.56	9999	1.59	1.41	1.26	1.08	.90	.84	.81	.78	.78	.75	.90	.96	1.17	.54	.57	1.09
15	.66	.75	.84	.93	1.02	1.11	1.20	1.23	1.23	9999	1.50	.93	.93	.96	.99	.99	.96	.93	.90	.87	1.02	1.32	1.50	1.41	1.05
16	1.35	.99	.84	.84	.84	1.74	1.62	1.53	1.41	9999	1.62	1.14	1.17	1.17	1.20	1.20	1.20	1.23	1.23	1.26	.90	.99	1.08	1.17	1.21
17	1.23	1.32	1.41	1.50	1.59	1.65	2.01	1.83	1.89	9999	1.35	1.11	1.20	1.23	1.14	1.05	.96	.87	.75	.66	1.02	1.02	1.02	1.05	1.25
18	1.05	1.05	1.05	1.05	1.08	1.08	1.11	1.14	1.14	1.11	.48	.42	.42	.39	.42	9999	.60	.54	.48	.42	.51	.81	1.08	1.38	.82
19	1.68	1.68	1.59	1.71	1.80	1.89	1.98	2.04	1.59	1.32	9999	1.50	.96	.69	.57	1.08	1.32	.78	.69	.69	.66	.54	.60	.57	1.21
20	.54	.51	.48	.45	.45	1.05	2.28	3.12	2.31	1.26	1.14	1.05	.99	9999	.93	1.59	1.47	.72	.69	.66	.66	.66	.66	.66	1.06
21	.66	.66	.66	.48	.42	.54	.66	1.05	.96	9999	1.59	1.05	1.11	.96	1.08	1.29	1.23	.90	.78	.78	.63	1.32	1.35	1.14	.93
22	.90	.78	.78	.78	.78	.81	.93	1.62	1.56	1.17	1.38	1.53	9999	2.34	.93	.78	.63	.48	.51	.45	.51	.45	.51	.54	.92
23	.69	.84	.57	.45	.51	.51	.60	1.02	.69	9999	.84	.54	1.02	3.87	1.29	1.62	1.08	.72	.60	.66	1.05	1.23	.93	1.02	.97
24	.84	.57	.45	.45	.45	.51	.69	.75	.54	.54	9999	.60	.45	.42	.39	.42	.51	.27	.33	.36	.66	1.14	1.38	1.44	.62
25	1.53	1.26	.93	.72	.63	.96	1.41	1.98	1.38	.75	.54	9999	.90	.66	.69	.84	.90	.69	.69	.51	.39	.63	.66	.54	.88
26	.51	.51	.48	.54	.54	.63	.72	.63	.60	.39	.42	.51	.39	.45	.39	.45	.51	.45	.36	.36	.51	.48	.45	.39	.49
27	.39	.39	.30	.36	.24	.33	.18	.24	.18	.21	9999	9999	.12	.21	.27	.33	.30	.30	.27	.36	.30	.24	.18	.12	.26
28	.12	.12	.12	.12	.15	.54	.75	.66	.57	.39	.36	9999	9999	2.79	.75	.54	.51	.48	.66	.33	.27	.36	.30	.27	.51
29	.24	.30	.27	.24	.21	.30	.48	.57	.51	.48	.42	.45	.54	.63	9999	.51	.54	.63	.63	.72	.54	.45	.54	.42	.46
30	.33	.30	.30	.33	.36	.42	.60	.90	.87	9999	.45	.48	.63	9999	.54	.48	.45	.36	.54	.51	.48	.39	.48	.36	.48
31	.27	.15	.09	.21	.27	.48	.75	1.05	.81	.75	.63	.36	.39	.39	.54	.51	9999	.39	.27	.27	.27	.27	.27	.27	.42

HOURLY MAX: 1ST 3.87 ON DAY 23 HOUR 13
2ND 3.60 ON DAY 5 HOUR 3

N.E. CORRIDOR HYDROCARBON STUDY
HOURLY AVERAGE REPORT
****

STATE	21	MARYLAND
AREA	120	BALTIMORE
SITE	4	B3 (READ ST.)
PARAMETER	43201	METHANE (CH4)
UNITS	7	PARTS PER MILLION

YEAR	1980
MONTH	AUGUST

DAY	HOUR 00	01	02	03	04	05	06	07	08	09	10	11	12	13	14	15	16	17	18	19	20	21	22	23	DAILY AVG
1	2.26	2.19	2.24	2.28	2.21	2.37	2.99	2.44	2.25	2.09	1.96	1.97	1.95	2.00	1.98	2.08	2.04	2.08	2.01	1.91	1.90	1.90	1.97	1.95	2.13
2	1.92	1.97	1.99	2.03	2.10	2.12	2.11	2.14	2.06	1.99	1.93	1.93	1.89	1.85	1.90	1.89	1.94	1.93	2.01	2.16	2.14	2.15	2.07	2.11	2.01
3	2.04	2.11	2.07	2.02	2.08	2.13	2.18	1.96	1.94	1.90	1.93	1.93	1.88	1.82	1.80	1.83	1.95	1.97	2.04	2.05	2.20	2.22	2.09	2.04	2.01
4	2.09	2.21	2.11	2.12	2.14	2.17	2.23	2.25	2.18	2.17	2.07	1.99	2.06	2.04	2.06	2.10	2.15	2.23	2.22	2.25	2.30	2.08	2.14	2.23	2.15
5	2.13	2.33	2.11	2.07	2.15	2.28	2.28	2.28	2.09	2.10	2.19	2.27	2.06	1.94	1.91	1.93	1.92	1.97	2.08	2.17	1.92	1.84	1.92	2.34	2.09
6	2.17	2.07	2.07	2.32	2.66	2.23	2.23	2.12	9999	9999	9999	1.75	1.76	1.76	1.77	1.78	1.83	1.87	1.90	1.92	1.92	1.97	1.94	1.90	2.00
7	2.00	2.05	2.16	2.15	2.05	2.05	2.06	2.13	2.11	1.94	1.82	1.87	1.91	2.04	1.93	2.03	2.03	1.95	1.93	2.07	1.95	2.00	2.01	2.01	2.01
8	2.03	2.08	2.41	2.44	2.27	2.19	2.21	2.08	1.98	2.01	1.95	1.84	1.81	1.82	1.88	1.89	1.89	1.96	1.92	1.98	1.93	1.92	1.93	1.88	2.01
9	1.93	1.89	1.86	1.83	1.85	1.82	1.80	1.82	1.89	1.89	1.78	1.75	1.77	1.71	1.79	1.80	1.86	1.82	1.80	1.85	1.90	1.92	2.00	2.04	1.85
10	2.06	2.21	2.20	2.17	2.01	2.04	2.07	2.06	2.01	1.96	1.98	1.97	1.71	1.66	1.62	1.60	1.67	1.71	1.71	1.73	1.72	1.64	1.74	2.02	1.89
11	2.17	1.82	1.76	1.76	1.78	1.85	2.06	1.90	1.79	1.81	1.74	1.73	1.86	1.83	1.76	1.81	1.90	1.96	1.89	1.79	1.73	1.83	1.77	1.64	1.83
12	1.68	1.69	1.95	2.12	2.33	1.84	1.87	1.97	1.93	1.79	2.15	2.06	2.03	1.99	2.01	2.00	1.94	1.95	1.99	2.05	2.17	2.16	2.12	2.12	2.00
13	2.05	2.03	2.10	2.14	2.16	2.19	2.15	2.10	2.08	2.06	1.82	1.78	1.77	1.82	1.82	1.82	1.84	1.86	1.88	1.92	2.03	2.22	2.48	2.55	2.03
14	2.49	2.42	2.48	2.68	2.38	2.27	2.54	2.28	2.10	2.16	2.03	1.89	1.91	1.94	1.90	1.93	1.93	2.01	2.13	2.07	2.28	2.07	2.12	2.16	2.17
15	2.13	2.07	2.35	2.12	2.17	2.18	2.08	1.99	1.88	1.96	2.00	1.95	1.91	1.85	1.84	1.79	1.78	1.75	1.78	1.91	1.95	1.99	1.94	1.93	1.97
16	1.90	1.87	1.86	1.89	1.95	2.01	2.02	1.92	1.95	1.93	1.90	1.90	9999	9999	9999	9999	1.74	1.75	1.79	1.83	1.89	1.93	1.93	1.88	1.89
17	1.90	1.96	1.95	1.95	2.04	2.02	2.00	1.96	1.94	1.91	1.91	1.97	1.90	1.94	1.93	1.92	1.91	1.88	1.90	1.91	1.86	1.92	1.90	1.92	1.93
18	2.01	2.11	2.07	2.36	2.03	2.11	2.03	1.92	2.01	1.99	2.05	2.04	1.98	1.96	1.95	1.99	2.12	2.07	2.07	2.07	2.25	2.37	2.41	2.09	2.09
19	2.08	2.21	2.12	2.13	2.18	2.29	2.21	2.38	2.35	2.20	2.32	2.55	2.30	2.02	1.85	1.81	1.78	1.77	1.91	2.05	2.41	2.23	2.43	2.70	2.18
20	3.00	2.69	2.35	2.12	2.05	2.01	2.08	2.10	2.01	1.98	1.92	1.87	1.84	1.59	1.61	1.62	1.64	1.75	1.69	1.74	1.66	1.61	1.63	1.67	1.93
21	1.63	1.64	1.63	1.59	1.66	1.68	1.80	1.89	1.83	1.77	1.75	1.71	1.70	1.70	1.70	1.81	1.77	1.75	1.78	1.79	1.81	1.75	1.74	1.77	1.74
22	1.81	1.76	1.79	2.09	2.10	1.94	1.90	1.96	1.79	1.70	1.64	1.63	1.63	1.65	1.65	1.68	1.71	1.74	1.76	1.79	1.91	1.84	1.93	2.15	1.81
23	2.35	2.26	2.08	2.12	2.47	2.47	2.36	2.30	2.05	1.84	1.75	1.71	1.88	1.90	1.88	1.80	1.80	1.80	2.00	1.98	1.87	1.92	2.03	2.08	2.03
24	2.13	2.15	2.27	2.52	2.44	2.56	2.34	2.17	1.97	1.91	1.95	2.01	2.05	1.93	1.89	1.85	1.86	1.88	1.93	1.97	1.94	2.05	2.15	2.03	2.08
25	2.05	1.98	2.08	2.24	2.06	2.10	2.13	2.15	2.03	1.98	2.02	2.03	9999	9999	9999	9999	9999	9999	9999	9999	9999	9999	9999	9999	9999
26	9999	9999	9999	9999	9999	9999	9999	9999	9999	9999	9999	9999	9999	9999	1.77	1.63	1.58	1.57	1.67	1.85	1.95	2.00	1.88	2.46	9999
27	2.31	2.17	2.30	2.20	2.27	2.24	2.16	1.97	1.66	1.61	1.53	1.73	1.68	1.65	1.60	1.59	1.52	1.56	1.61	1.69	1.92	2.04	1.99	2.18	1.88
28	2.36	2.24	2.23	2.17	2.29	2.33	2.27	2.10	2.07	1.77	1.67	1.63	1.60	1.58	1.63	1.85	1.84	1.74	1.80	1.91	2.03	1.88	1.79	2.09	1.95
29	2.39	2.41	2.33	2.49	2.20	1.97	1.96	1.86	1.83	1.97	2.00	1.98	1.91	1.77	1.62	1.58	1.59	1.57	1.64	1.60	1.56	1.57	1.57	1.57	1.87
30	1.53	1.55	1.61	1.61	1.50	1.63	1.60	1.79	1.62	1.54	1.57	1.55	1.51	1.41	1.55	1.48	1.50	1.47	1.44	1.52	1.47	1.56	1.60	1.52	1.55
31	1.55	1.59	1.57	1.58	1.70	1.64	1.75	1.68	9999	9999	9999	9999	9999	9999	1.71	1.69	1.71	1.73	1.67	1.80	1.86	1.84	1.72	1.63	1.69

HOURLY MAX: 1ST 3.00 ON DAY 20 HOUR 0
2ND 2.99 ON DAY 1 HOUR 6

DATE 2/23/81

N.E. CORRIDOR HYDROCARBON STUDY
HOURLY AVERAGE REPORT
****

STATE	21	MARYLAND
AREA	120	BALTIMORE
SITE	4	B3 (READ ST.)
PARAMETER	43102	NON-METHANE HYDROCARBONS
UNITS	7	PARTS PER MILLION

YEAR 1980
MONTH AUGUST

DAY	HOUR 00	01	02	03	04	05	06	07	08	09	10	11	12	13	14	15	16	17	18	19	20	21	22	23	DAILY AVG
1	[redacted]	9999	9999	9999	9999	9999	9999	9999	9999	9999	9999	9999	9999	9999	9999	9999	9999	9999	9999	9999	9999	9999	9999	9999	9999
2	9999	9999	9999	9999	9999	9999	9999	9999	9999	9999	9999	9999	9999	9999	9999	9999	9999	9999	9999	9999	9999	9999	9999	9999	9999
3	9999	9999	9999	9999	9999	9999	9999	9999	9999	9999	9999	9999	9999	9999	9999	9999	9999	9999	9999	9999	9999	9999	9999	9999	9999
4	9999	9999	9999	9999	9999	9999	9999	9999	9999	9999	9999	9999	9999	9999	9999	9999	9999	9999	9999	9999	9999	9999	9999	9999	9999
5	9999	9999	9999	9999	9999	9999	9999	9999	9999	9999	9999	9999	9999	9999	9999	9999	9999	9999	9999	9999	9999	9999	9999	9999	9999
6	9999	9999	9999	9999	9999	9999	9999	9999	9999	9999	9999	.24	.39	.54	.57	.96	.45	.15	.12	.18	.24	.24	.24	.27	9999
7	.33	.33	.03	.00	.15	.27	.48	.75	.60	.57	9999	.54	.63	9999	1.53	.90	.63	.63	.75	.72	.78	.78	.81	.72	.59
8	.72	.75	.78	.72	.66	1.35	1.95	1.68	1.56	1.05	9999	1.89	1.44	1.23	1.11	1.44	1.50	1.29	1.53	1.08	1.26	1.05	.84	.63	1.20
9	.99	.99	1.05	.90	.63	.63	1.14	1.44	.99	.54	.51	.51	.54	.72	1.23	.96	.54	.36	.36	.45	.54	.66	.69	.51	.75
10	.39	.45	.33	.30	.27	.30	.27	.21	.21	.18	.09	.06	.21	.30	.33	.36	.12	.03	.18	.24	.30	.09	.24	.36	.24
11	.27	.30	.21	.27	.36	.75	1.41	1.23	1.35	1.50	1.53	1.08	.66	.63	1.11	1.14	.60	.30	.18	.27	.18	.33	.30	.00	.67
12	.03	.09	.09	.00	.27	.24	.48	.84	.72	1.11	2.01	1.50	1.41	.99	.84	1.20	1.20	1.02	.87	1.17	1.14	.81	.66	.57	.80
13	.69	.99	.90	.51	.36	1.02	1.47	1.20	1.11	.75	9999	.72	.66	.93	1.56	1.47	.90	.66	.60	.69	1.02	1.47	1.80	2.04	1.02
14	1.56	1.20	1.11	2.04	1.23	1.62	1.77	1.68	1.17	1.02	.66	.96	.96	.96	.48	.84	.48	.30	.12	.06	.09	.48	.27	.36	.89
15	.36	.30	.39	.30	.39	.57	1.20	.99	.72	.39	.12	.30	.60	1.23	1.35	.84	.66	.39	.24	.27	.21	.21	.21	.15	.52
16	.12	.18	.06	.00	.00	.00	.00	.00	.00	.00	.00	9999	9999	9999	9999	9999	.12	.09	.12	.21	.33	.36	.45	.27	.12
17	.21	.21	.18	.21	.15	.18	.21	.18	.00	.00	.00	.00	.03	.06	.09	.15	.21	.27	.42	.39	.51	.42	.72	.60	.23
18	.45	.63	.57	.48	.48	.63	.78	.99	.57	.54	.54	.39	.39	.54	.48	.45	.36	.21	.12	.18	.15	.15	.15	.15	.43
19	.27	.39	.36	.24	.30	.51	.51	.99	.81	.60	.69	1.26	.81	.51	.45	.57	.66	.45	.39	.57	.81	.48	.66	.96	.59
20	1.32	.87	.30	.12	.15	.33	.42	.69	.36	.36	.18	.06	.12	.15	.24	.21	.27	.81	.78	.69	.36	.24	.21	.18	.39
21	.12	.12	.09	.09	.12	.21	.33	.42	.27	.18	.15	.06	.00	.06	.06	.03	.06	.03	.06	.18	.36	.27	.27	.30	.16
22	.27	.24	.21	.30	.24	.36	.45	.63	.36	.18	.21	.18	.24	.21	.30	.39	.27	.24	.27	.36	.33	.21	.27	.48	.30
23	.48	.45	.36	.24	.54	.42	.36	.48	.42	.27	.24	.12	.00	.00	.00	.09	.09	.12	.27	.24	.24	.30	.39	.42	.27
24	.42	.33	.51	.63	.30	.18	.12	.06	.03	.12	.12	.09	.06	.21	.30	.21	.21	.18	.36	.51	.63	.54	.69	.42	.30
25	.39	.27	.33	.39	.24	.42	.60	.69	.48	.39	.24	.36	9999	9999	9999	9999	9999	9999	9999	9999	9999	9999	9999	9999	9999
26	9999	9999	9999	9999	9999	9999	9999	9999	9999	9999	9999	9999	9999	9999	9999	.66	.15	.00	.03	.15	.39	.27	.15	.90	9999
27	.39	.15	.03	.00	.06	.21	.48	.63	.06	.00	.00	.15	.15	.24	.24	.30	.51	.33	.27	.30	.81	1.44	.96	1.14	.37
28	1.44	.84	.60	.60	.60	.72	1.05	1.08	1.02	.66	.42	.51	.51	.51	9999	.81	.75	.63	.51	.51	.75	.84	.81	.87	.74
29	1.41	1.29	.93	.90	.90	.69	.54	.63	.63	.36	.12	.24	.30	.51	.60	.51	.51	.42	.51	.48	.54	.48	.48	.45	.60
30	.42	.54	.66	9999	9999	9999	9999	9999	9999	9999	9999	9999	9999	.15	.18	.27	.27	.30	.39	.45	.42	.45	.60	.66	9999
31	.21	.21	.12	.12	.12	.39	.48	.39	9999	9999	9999	.00	.00	.00	.00	.00	.00	.00	.00	.12	.12	.15	.63	.03	.15

HOURLY MAX: 1ST 5.01 ON DAY 1 HOUR 0
2ND 2.04 ON DAY 13 HOUR 23

N.E. CORRIDOR HYDROCARBON STUDY
HOURLY AVERAGE REPORT
****

STATE	21	MARYLAND
AREA	120	BALTIMORE
SITE	4	B3 (READ ST.)
PARAMETER	43201	METHANE (CH4)
UNITS	7	PARTS PER MILLION

YEAR	1980
MONTH	SEPTEMBER

DAY	HOUR 00	01	02	03	04	05	06	07	08	09	10	11	12	13	14	15	16	17	18	19	20	21	22	23	DAILY AVG
1	1.80	1.92	1.90	1.86	1.89	1.96	2.09	2.06	2.05	2.05	2.05	1.71	1.60	9999	1.79	1.84	1.85	1.90	1.85	1.86	1.84	1.87	1.79	1.86	1.89
2	1.87	1.90	1.95	1.94	1.94	2.10	2.14	2.23	2.14	1.89	1.82	1.83	1.72	1.70	1.69	1.72	1.83	1.91	1.87	1.80	1.69	1.63	1.65	1.67	1.86
3	1.60	1.62	1.67	1.71	1.74	1.79	1.79	1.74	1.75	1.77	1.76	9999	1.84	1.83	1.81	1.83	1.86	1.79	1.74	1.81	1.96	2.07	2.15	2.43	1.83
4	2.39	2.34	2.30	2.34	2.42	2.46	2.50	2.48	2.06	1.98	1.94	9999	1.93	1.91	1.89	1.83	1.74	1.78	1.81	1.83	1.86	1.89	1.95	1.88	2.07
5	1.82	1.93	1.83	1.74	1.75	1.78	1.78	1.87	1.90	9999	1.74	1.83	1.76	1.71	1.71	1.69	1.62	1.62	1.68	1.74	1.86	1.85	1.86	1.75	1.77
6	1.76	1.80	1.88	1.88	1.91	1.88	1.85	1.76	1.79	9999	9999	9999	9999	1.78	1.77	1.74	1.64	1.62	1.71	1.81	1.79	1.78	1.83	1.90	1.79
7	1.83	1.88	1.78	1.72	1.71	1.71	1.66	1.66	1.63	1.60	1.61	1.75	1.72	1.72	1.72	1.75	1.76	1.77	1.78	1.84	1.92	1.99	1.91	1.84	1.76
8	1.83	1.85	1.92	1.99	1.92	1.96	2.14	2.04	1.87	1.76	1.74	9999	1.86	1.90	1.83	1.81	1.83	1.74	1.77	1.86	1.86	1.80	1.82	1.82	1.87
9	2.16	2.24	2.37	2.48	2.45	2.61	2.78	2.25	2.15	1.88	9999	1.94	1.76	1.76	1.76	1.80	1.78	1.81	1.83	1.89	1.83	1.73	1.74	1.82	2.04
10	1.82	9999	9999	9999	9999	9999	9999	9999	9999	9999	9999	1.86	1.84	1.84	1.81	1.79	9999	1.78	9999	9999	9999	9999	9999	9999	9999
11	9999	9999	9999	9999	9999	9999	9999	9999	9999	9999	9999	9999	9999	9999	9999	9999	9999	9999	9999	9999	9999	9999	9999	9999	9999
12	9999	9999	9999	9999	9999	9999	9999	9999	9999	9999	9999	9999	9999	9999	9999	9999	9999	9999	9999	9999	9999	9999	9999	9999	9999
13	9999	9999	9999	9999	9999	9999	9999	9999	9999	9999	9999	2.00	1.93	1.94	1.90	9999	9999	9999	9999	9999	9999	9999	9999	9999	9999
14	9999	9999	9999	9999	9999	9999	9999	9999	9999	9999	9999	9999	9999	9999	9999	9999	9999	9999	9999	9999	9999	9999	9999	9999	9999
15	9999	9999	9999	9999	9999	9999	9999	9999	9999	9999	9999	9999	9999	9999	9999	9999	9999	9999	9999	9999	9999	9999	9999	9999	9999
16	9999	9999	9999	9999	9999	9999	9999	9999	9999	9999	9999	9999	9999	9999	9999	9999	9999	9999	9999	9999	9999	9999	9999	9999	9999
17	9999	9999	9999	9999	9999	9999	9999	9999	9999	9999	9999	9999	9999	9999	9999	9999	9999	9999	9999	9999	9999	9999	9999	9999	9999
18	9999	9999	9999	9999	9999	9999	9999	9999	9999	9999	9999	9999	9999	9999	9999	9999	9999	9999	9999	9999	9999	9999	9999	9999	9999
19	9999	9999	9999	9999	9999	9999	9999	9999	9999	9999	9999	9999	9999	9999	9999	9999	9999	9999	9999	9999	9999	9999	9999	9999	9999
20	9999	9999	9999	9999	9999	9999	9999	9999	9999	9999	9999	9999	9999	9999	9999	9999	9999	9999	9999	9999	9999	9999	9999	9999	9999
21	9999	9999	9999	9999	9999	9999	9999	9999	9999	9999	9999	9999	9999	9999	9999	9999	9999	9999	9999	9999	9999	9999	9999	9999	9999
22	9999	9999	9999	9999	9999	9999	9999	9999	9999	9999	9999	9999	9999	9999	9999	9999	9999	9999	9999	9999	9999	9999	9999	9999	9999
23	9999	9999	9999	9999	9999	9999	9999	9999	9999	9999	9999	9999	9999	9999	9999	9999	9999	9999	9999	9999	9999	9999	9999	9999	9999
24	9999	9999	9999	9999	9999	9999	9999	9999	9999	9999	9999	9999	9999	9999	9999	9999	9999	9999	9999	9999	9999	9999	9999	9999	9999
25	9999	9999	9999	9999	9999	9999	9999	9999	9999	9999	9999	9999	9999	9999	9999	9999	9999	9999	9999	9999	9999	9999	9999	9999	9999
26	9999	9999	9999	9999	9999	9999	9999	9999	9999	9999	9999	9999	9999	9999	9999	9999	9999	9999	9999	9999	9999	9999	9999	9999	9999
27	9999	9999	9999	9999	9999	9999	9999	9999	9999	9999	9999	9999	9999	9999	9999	9999	9999	9999	9999	9999	9999	9999	9999	9999	9999
28	9999	9999	9999	9999	9999	9999	9999	9999	9999	9999	9999	9999	9999	9999	9999	9999	9999	9999	9999	9999	9999	9999	9999	9999	9999
29	9999	9999	9999	9999	9999	9999	9999	9999	9999	9999	9999	9999	9999	9999	9999	9999	9999	9999	9999	9999	9999	9999	9999	9999	9999
30	9999	9999	9999	9999	9999	9999	9999	9999	9999	9999	9999	9999	9999	9999	9999	9999	9999	9999	9999	9999	9999	9999	9999	9999	9999

HOURLY MAX: 1ST 2.78 ON DAY 9 HOUR 6
2ND 2.61 ON DAY 9 HOUR 5

N.E. CORRIDOR HYDROCARBON STUDY
HOURLY AVERAGE REPORT
****

STATE	21	MARYLAND
AREA	120	BALTIMORE
SITE	4	B3 (READ ST.)
PARAMETER	43102	NON-METHANE HYDROCARBONS
UNITS	7	PARTS PER MILLION

YEAR 1980
MONTH SEPTEMBER

	HOUR																								DAILY
DAY	00	01	02	03	04	05	06	07	08	09	10	11	12	13	14	15	16	17	18	19	20	21	22	23	AVG
1	.36	.45	.33	.30	.30	.30	.36	.30	.36	.33	.24	.30	.36	9999	.48	.48	.48	.36	.30	.24	.24	.27	.27	.33	.34
2	.30	.36	.33	.36	.39	.48	.72	1.23	.84	9999	.45	.63	.75	.75	.84	.90	.87	.66	.63	.60	.33	.21	.30	.36	.58
3	.27	.21	.21	.18	.18	.27	.39	.18	.06	.00	.00	9999	.27	.30	.57	.45	.39	.33	.33	.51	.84	1.05	1.02	1.26	.40
4	1.14	.96	.84	.75	.87	.99	1.38	1.77	1.02	.93	.81	.51	.42	.51	.63	.69	.63	.57	.54	.54	.48	.42	.48	.60	.77
5	.45	.48	.42	.27	.45	.81	1.26	1.29	1.08	9999	.75	.42	.72	.66	.78	.78	.54	.48	.51	.45	.51	.51	.60	.33	.63
6	.39	.48	.54	.57	.51	.42	.57	.60	.30	9999	9999	9999	9999	.33	.51	.48	.42	.48	.57	.60	.48	.63	.81	.87	.53
7	.63	.57	.33	.30	.30	.27	.27	.27	.18	.12	.09	.06	.03	.03	.03	.03	.03	.03	.09	.33	.54	.66	.33	.18	.24
8	.15	.15	.09	.06	.09	.30	.60	.39	.12	.33	.21	9999	.24	.24	.33	.72	.84	.63	.66	.69	.78	.75	.69	.69	.42
9	1.14	1.05	1.23	1.26	1.14	1.32	2.10	1.56	1.38	.99	9999	.72	.66	.87	.75	.75	.96	.57	.51	.54	.48	.45	.36	.27	.92
10	.30	.36	.24	.18	.21	.27	.42	.45	.15	9999	.09	.09	.09	.12	.15	.21	.18	.09	.18	.33	.33	.27	.30	.18	.23
11	.15	.15	.06	.06	.09	.24	.48	.45	.33	.21	.21	.24	.21	.33	.48	.48	.39	.30	.36	.78	1.23	.96	1.08	1.32	.44
12	.90	.72	.63	.54	.51	.93	1.14	1.53	.99	9999	9999	.45	.33	.33	.42	.51	.54	.39	.48	.51	1.02	.63	.48	.39	.65
13	.33	.33	.15	.18	.27	.87	.96	.63	.48	.33	.09	.00	.00	.18	.18	.15	.15	.21	.27	.27	9999	9999	9999	9999	.30
14	9999	9999	9999	9999	9999	9999	9999	9999	9999	9999	9999	9999	9999	9999	9999	9999	9999	9999	9999	9999	9999	9999	9999	9999	9999
15	9999	9999	9999	9999	9999	9999	9999	9999	9999	9999	9999	9999	9999	9999	9999	9999	9999	9999	9999	9999	9999	9999	9999	9999	9999
16	9999	9999	9999	9999	9999	9999	9999	9999	9999	9999	9999	9999	9999	9999	9999	9999	9999	9999	9999	9999	9999	9999	9999	9999	9999
17	9999	9999	9999	9999	9999	9999	9999	9999	9999	9999	9999	9999	9999	9999	9999	9999	9999	9999	9999	9999	9999	9999	9999	9999	9999
18	9999	9999	9999	9999	9999	9999	9999	9999	9999	9999	9999	9999	9999	9999	9999	9999	9999	9999	9999	9999	9999	9999	9999	9999	9999
19	9999	9999	9999	9999	9999	9999	9999	9999	9999	9999	9999	9999	9999	9999	9999	9999	9999	9999	9999	9999	9999	9999	9999	9999	9999
20	9999	9999	9999	9999	9999	9999	9999	9999	9999	9999	9999	9999	9999	9999	9999	9999	9999	9999	9999	9999	9999	9999	9999	9999	9999
21	9999	9999	9999	9999	9999	9999	9999	9999	9999	9999	9999	9999	9999	9999	9999	9999	9999	9999	9999	9999	9999	9999	9999	9999	9999
22	9999	9999	9999	9999	9999	9999	9999	9999	9999	9999	9999	9999	9999	9999	9999	9999	9999	9999	9999	9999	9999	9999	9999	9999	9999
23	9999	9999	9999	9999	9999	9999	9999	9999	9999	9999	9999	9999	9999	9999	9999	9999	9999	9999	9999	9999	9999	9999	9999	9999	9999
24	9999	9999	9999	9999	9999	9999	9999	9999	9999	9999	9999	9999	9999	9999	9999	9999	9999	9999	9999	9999	9999	9999	9999	9999	9999
25	9999	9999	9999	9999	9999	9999	9999	9999	9999	9999	9999	9999	9999	9999	9999	9999	9999	9999	9999	9999	9999	9999	9999	9999	9999
26	9999	9999	9999	9999	9999	9999	9999	9999	9999	9999	9999	9999	9999	9999	9999	9999	9999	9999	9999	9999	9999	9999	9999	9999	9999
27	9999	9999	9999	9999	9999	9999	9999	9999	9999	9999	9999	9999	9999	9999	9999	9999	9999	9999	9999	9999	9999	9999	9999	9999	9999
28	9999	9999	9999	9999	9999	9999	9999	9999	9999	9999	9999	9999	9999	9999	9999	9999	9999	9999	9999	9999	9999	9999	9999	9999	9999
29	9999	9999	9999	9999	9999	9999	9999	9999	9999	9999	9999	9999	9999	9999	9999	9999	9999	9999	9999	9999	9999	9999	9999	9999	9999
30	9999	9999	9999	9999	9999	9999	9999	9999	9999	9999	9999	9999	9999	9999	9999	9999	9999	9999	9999	9999	9999	9999	9999	9999	9999

HOURLY MAX: 1ST 2.10 ON DAY 9 HOUR 6
2ND 1.77 ON DAY 4 HOUR 7

N.E. CORRIDOR HYDROCARBON STUDY
HOURLY AVERAGE REPORT
****

STATE	21	MARYLAND
AREA	120	BALTIMORE
SITE	4	B3 (READ ST.)
PARAMETER	42601	NITRIC OXIDE (NO)
UNITS	7	PARTS PER MILLION

YEAR 1980
MONTH JUNE

	HOUR																								DAILY
DAY	00	01	02	03	04	05	06	07	08	09	10	11	12	13	14	15	16	17	18	19	20	21	22	23	AVG
1	9999	9999	9999	9999	9999	9999	9999	9999	9999	9999	9999	9999	.03	.03	.03	.03	.03	.03	.03	.03	.04	.04	.03	.03	9999
2	.03	.04	.03	.03	.03	.04	.08	.11	.09	.05	.04	.03	.03	.03	.04	.04	.04	.04	.04	.04	.03	.04	.04	.04	.04
3	.10	.11	.07	.09	.08	.07	.10	.14	.13	.07	.04	.04	.03	.03	.03	.03	.07	.07	.05	.05	.04	.03	.03	.03	.06
4	.03	.03	.03	.03	.03	.03	.04	.07	.07	.05	.04	.04	.05	.04	.03	.04	.04	.04	.03	.04	.04	.04	.06	.07	.04
5	.07	.05	.04	.03	.03	.03	.04	.07	.07	.05	.04	.04	.03	.06	.03	.04	.04	9999	.03	.03	.04	.16	.29	.32	.07
6	.27	.23	.18	.16	.15	.24	.34	.30	.19	.12	.13	.11	.09	.07	.06	.04	.04	.03	.03	.03	.03	.04	.04	.03	.12
7	.03	.02	.02	.02	.03	.03	.03	.03	.02	.03	.03	.03	.03	.03	.03	.03	.03	.03	.03	.02	.02	.03	.03	.04	.03
8	.05	.04	.03	.04	.05	.06	.06	.04	.03	.03	.03	.03	.03	9999	.03	.03	.03	.03	.04	.04	.04	.04	.04	.04	.04
9	.03	.03	.03	.03	.04	.04	.06	.11	.09	.05	9999	9999	9999	9999	9999	9999	.01	.01	.00	.01	.01	.00	.00	.00	.03
10	.00	.01	.00	.00	.00	.01	.04	.09	.12	.07	.03	.03	.02	.01	.01	.01	.01	.01	.01	.01	.01	.02	.06	.07	.03
11	.04	.03	.02	.01	.01	.02	.05	.08	.04	.02	.01	.01	.01	.01	.01	.01	.01	.00	.00	.00	.01	.03	.07	.10	.03
12	.11	.06	.05	.04	.04	.05	.10	.20	9999	9999	9999	9999	9999	9999	.01	.01	.01	.00	.00	.00	.01	.01	.01	.04	.04
13	.15	.11	.06	.06	.07	.06	.14	.20	.13	.02	.01	.01	.01	.00	.00	.01	.00	.00	.01	.00	.01	.01	.13	.04	.05
14	.01	.01	.01	.01	.01	.01	.01	.01	.01	.01	.00	.00	.00	.00	.00	.00	.00	.00	.00	.00	.02	.02	.01	.02	.01
15	.02	.01	.01	.03	.01	.00	.00	.01	.00	.00	.00	.00	.00	.00	.00	.00	.00	.00	.00	.00	.01	.03	.01	.00	.01
16	.00	.00	.00	.00	.00	.01	.03	.03	.04	.03	.03	.03	.04	.04	.03	.05	.06	.05	.02	.00	.00	.00	.00	.01	.02
17	.01	.02	.01	.01	.01	.01	.01	.01	.01	.01	.00	.00	.01	.01	.04	.08	.07	.07	.06	.03	.01	.00	9999	9999	.02
18	9999	9999	9999	9999	9999	9999	9999	9999	9999	9999	9999	9999	.01	.01	.00	.01	.01	.01	.00	.00	.01	.01	.01	.01	9999
19	.02	.01	.01	.02	.04	.06	.09	.12	.13	.09	.03	.01	.01	.01	.00	.00	.01	.00	.00	.00	.00	.00	.00	.00	.03
20	.00	.00	.00	.00	.02	.04	.04	.02	.01	.01	.01	.01	.01	.01	.01	.01	.01	.01	.01	.03	.03	.02	.04	.02	.02
21	.01	.01	.01	.01	.01	.01	.01	.02	.01	.01	.01	.01	.02	.01	.01	.01	.01	.00	.01	.01	.03	.04	.05	.10	.02
22	.06	.06	.08	.07	.05	.06	.02	.01	.00	.00	.00	.00	.00	.00	.00	.00	.00	.00	.00	.01	.01	.01	.01	.05	.02
23	.11	.10	.11	.12	.18	.22	.12	.05	.02	.02	.01	.01	.01	.01	.01	.01	.01	.01	.01	.01	.00	.00	.00	.00	.05
24	.00	.00	.00	.02	.02	.04	.07	.07	.02	.01	.01	.01	.01	.01	.01	.01	.00	.01	.01	.01	.01	.02	.01	.00	.02
25	.01	.01	.01	.01	.05	.08	.13	.13	.05	.02	.03	.01	.01	.00	.00	.00	.00	.01	.00	.00	.00	.00	.01	.01	.02
26	.01	.01	.01	.01	.03	.03	.06	.03	.02	.01	.01	.01	.01	.02	.02	.02	.01	.01	.01	.01	.01	.09	.18	.15	.03
27	.06	.02	.02	.04	.05	.06	.06	.04	.01	.01	.01	.01	.01	.01	.01	.00	.00	.00	.00	.01	.02	.03	.06	.04	.02
28	.01	.00	.00	.01	.01	.01	.01	.01	.00	.00	.00	.00	.00	.00	.00	.00	.00	.00	.00	.00	.00	.00	.00	.00	.00
29	.00	.00	.00	.00	.00	.00	.00	.00	.00	9999	.00	.00	.00	.00	.00	.00	.00	.01	.01	.00	.00	.01	.02	.01	.00
30	.01	.01	.00	.00	.00	.01	.02	.02	.01	.01	.01	.01	.01	.01	.01	.01	.01	.00	.00	.00	.00	.00	.00	.01	.01

HOURLY MAX: 1ST .34 ON DAY 6 HOUR 6
2ND .32 ON DAY 5 HOUR 23

N.E. CORRIDOR HYDROCARBON STUDY
HOURLY AVERAGE REPORT
****

STATE	21	MARYLAND
AREA	120	BALTIMORE
SITE	4	B3 (READ ST.)
PARAMETER	42602	NITROGEN DIOXIDE (NO2)
UNITS	7	PARTS PER MILLION

YEAR	1980
MONTH	JUNE

	HOUR																								DAILY
DAY	00	01	02	03	04	05	06	07	08	09	10	11	12	13	14	15	16	17	18	19	20	21	22	23	AVG
1	9999	9999	9999	9999	9999	9999	9999	9999	9999	9999	9999	9999	.00	.00	.00	.00	.00	.00	.00	.02	.02	.03	.04	.04	9999
2	.03	.06	.08	.07	.07	.05	.00	.00	.00	.01	.02	.04	.03	.02	.00	.00	.00	.00	.00	.00	.01	.00	.00	.00	.02
3	.00	.00	.00	.00	.00	.00	.00	.00	.00	.00	.01	.01	.02	.03	.05	.06	.03	.02	.03	.02	.02	.02	.02	.02	.01
4	.00	.00	.00	.00	.01	.04	.05	.00	.00	.00	.00	.00	.00	.01	.02	.00	.01	.02	.04	.05	.05	.03	.00	.00	.01
5	.00	.00	.00	.03	.07	.04	.02	.00	.00	.03	.04	.01	.07	.00	.03	.01	.00	9999	.03	.13	.22	.18	.00	.00	.04
6	.00	.07	.16	.11	.03	.00	.00	.00	.00	.00	.00	.00	.00	.00	.00	.02	.02	.02	.01	.01	.01	.00	.00	.00	.02
7	.00	.01	.01	.01	.00	.01	.01	.01	.02	.01	.02	.00	.00	.00	.00	.00	.00	.00	.00	.03	.04	.04	.04	.02	.01
8	.00	.01	.02	.01	.00	.00	.00	.00	.00	.00	.00	.00	.00	9999	.00	.00	.00	.00	.00	.00	.00	.00	.00	.00	.00
9	.01	.04	.04	.04	.02	.02	.00	.00	.00	.01	9999	9999	9999	9999	9999	9999	9999	9999	9999	9999	9999	9999	9999	9999	9999
10	9999	9999	9999	9999	9999	9999	9999	9999	9999	9999	9999	9999	.04	.04	.03	.04	.06	.03	.02	.03	.05	.05	.05	.05	9999
11	.04	.04	.03	.03	.03	.03	.02	.03	.07	.04	.03	.03	.02	.03	.04	.03	.05	.05	.04	.03	.02	.01	.02	.03	.03
12	.04	.11	.06	.05	.03	.03	.00	.00	9999	9999	9999	9999	9999	9999	.04	.05	.04	.03	.04	.05	.04	.06	.08	.08	.05
13	.07	.06	.06	.05	.06	.07	.09	.06	.06	.05	.06	.07	.05	.06	.05	.06	.05	.03	.06	.04	.07	.12	.05	.06	.06
14	.05	.04	.02	.04	.04	.02	.04	.05	.05	.05	.04	.03	.03	.03	.02	.02	.02	.02	.03	.05	.09	.08	.08	.07	.04
15	.05	.06	.06	.05	.04	.05	.04	.03	.03	.02	.02	.02	.02	.02	.02	.02	.03	.03	.03	.04	.04	.04	.03	.02	.03
16	.02	.02	.01	.01	.01	.03	.03	.04	.03	.03	.03	.04	.03	.02	.06	.06	.02	.00	.01	.02	.04	.04	.05	.03	.03
17	.02	.01	.02	.01	.02	.04	.10	.11	.10	.05	.04	.04	.03	.03	.00	.00	.00	.00	.00	.01	.05	.08	9999	9999	.03
18	9999	9999	9999	9999	9999	9999	9999	9999	9999	9999	9999	9999	.06	.06	.04	.05	.06	.05	.04	.04	.04	.04	.04	.04	9999
19	.04	.03	.02	.03	.03	.04	.04	.05	.06	.05	.05	.05	.05	.04	.05	.06	.04	.04	.04	.04	.04	.03	.03	.03	.04
20	.02	.02	.02	.01	.00	.00	.02	.06	.06	.03	.02	.02	.02	.03	.03	.03	.04	.03	.03	.01	.02	.06	.04	.05	.03
21	.06	.05	.03	.02	.01	.02	.02	.02	.04	.03	.01	.01	.00	.01	.04	.01	.02	.04	.03	.03	.03	.05	.05	.00	.03
22	.08	.07	.02	.04	.06	.03	.07	.07	.05	.03	.03	.03	.03	.03	.04	.03	.03	.03	.04	.04	.06	.08	.07	.01	.04
23	.01	.07	.05	.04	.00	.02	.15	.13	.09	.07	.07	.05	.05	.05	.06	.06	.04	.03	.02	.02	.04	.03	.03	.03	.05
24	.02	.03	.03	.03	.05	.03	.04	.08	.09	.06	.05	.06	.07	.04	.05	.06	.06	.04	.04	.03	.03	.04	.06	.06	.05
25	.04	.04	.03	.02	.00	.01	.02	.08	.16	.12	.07	.08	.04	.05	.04	.04	.04	.02	.04	.03	.03	.03	.02	.03	.04
26	.02	.03	.04	.03	.01	.02	.02	.07	.04	.04	9999	.03	.03	.02	.03	.04	.04	.03	.02	.02	.03	.00	.00	.07	.03
27	.13	.06	.03	.01	.02	.02	.05	.08	.08	.04	.04	.03	.02	.02	.03	.05	.04	.03	.03	.03	.03	.05	.04	.08	.04
28	.08	.04	.03	.02	.02	.02	.02	.02	.03	.03	9999	.03	.02	.03	.03	.03	.03	.03	.03	.03	.03	.03	.04	.04	.03
29	.03	.03	.04	.02	.02	.03	.02	.03	.03	9999	.03	.02	.03	.03	.03	.02	.03	.03	.04	.04	.04	.03	.03	.04	.03
30	.03	.02	.02	.02	.02	.02	.03	.04	.03	.02	.02	.02	.02	.02	.03	.04	.04	.03	.04	.03	.04	.04	.03	.02	.03

HOURLY MAX: 1ST .22 ON DAY 5 HOUR 20
2ND .18 ON DAY 5 HOUR 21

N.E. CORRIDOR HYDROCARBON STUDY
HOURLY AVERAGE REPORT
****

STATE	21	MARYLAND
AREA	120	BALTIMORE
SITE	4	B3 (READ ST.)
PARAMETER	42603	OXIDES OF NITROGEN (NOX)
UNITS	7	PARTS PER MILLION

YEAR 1980
MONTH JUNE

HOUR

DAY	00	01	02	03	04	05	06	07	08	09	10	11	12	13	14	15	16	17	18	19	20	21	22	23	DAILY AVG
1	.04	.04	.04	.03	.03	.02	.02	.03	.02	.01	.01	.02	.03	.03	.03	.03	.03	.03	.03	.05	.06	.07	.07	.07	.04
2	.06	.10	.11	.10	.10	.09	.08	.11	.09	.06	.06	.07	.06	.05	.04	.04	.04	.04	.04	.04	.04	.04	.04	.04	.06
3	.10	.11	.07	.09	.08	.07	.10	.14	.13	.07	.05	.05	.05	.06	.08	.09	.10	.09	.08	.07	.06	.05	.05	.05	.08
4	.03	.03	.03	.03	.04	.07	.09	.07	.07	.05	.04	.04	.05	.05	.05	.04	.05	.06	.07	.09	.09	.07	.06	.07	.06
5	.07	.05	.04	.06	.10	.07	.06	.07	.07	.08	.08	.05	.10	.06	.06	.05	.04	.04	.06	.16	.26	.34	.29	.32	.11
6	.27	.30	.34	.27	.18	.24	.34	.30	.19	.12	.13	.11	.09	.07	.06	.06	.06	.05	.04	.04	.04	.04	.04	.03	.14
7	.03	.03	.03	.03	.03	.04	.04	.04	.04	.04	.05	.03	.03	.03	.03	.03	.03	.03	.03	.05	.06	.07	.07	.06	.04
8	.05	.05	.05	.05	.05	.06	.06	.04	.03	.03	.03	.03	.03	.03	.03	.03	.03	.03	.04	.04	.04	.04	.04	.04	.04
9	.04	.07	.07	.07	.06	.06	.06	.11	.09	.06	.05	9999	9999	9999	9999	9999	9999	9999	9999	9999	9999	9999	9999	9999	9999
10	9999	9999	9999	9999	9999	9999	9999	9999	9999	9999	9999	9999	.06	.05	.04	.05	.07	.04	.03	.04	.06	.07	.11	.12	9999
11	.08	.07	.05	.04	.04	.05	.07	.11	.11	.06	.04	.04	.03	.04	.05	.04	.06	.05	.04	.03	.03	.04	.09	.13	.06
12	.15	.17	.11	.09	.07	.08	.10	.20	.24	9999	9999	9999	9999	9999	.05	.06	.05	.03	.04	.05	.05	.07	.09	.12	.10
13	.22	.17	.12	.11	.13	.13	.23	.26	.19	.07	.07	.08	.06	.06	.05	.07	.05	.03	.07	.04	.08	.13	.18	.10	.11
14	.06	.05	.03	.05	.05	.03	.05	.06	.06	.06	.04	.03	.03	.03	.02	.02	.02	.02	.03	.05	.11	.10	.09	.09	.05
15	.07	.07	.07	.08	.05	.05	.04	.04	.03	.02	.02	.02	.02	.02	.02	.02	.03	.03	.03	.04	.05	.07	.04	.02	.04
16	.02	.02	.01	.01	.01	.04	.06	.07	.07	.06	.06	.07	.07	.06	.09	.11	.08	.05	.03	.02	.04	.04	.05	.04	.05
17	.03	.03	.03	.02	.03	.05	.11	.12	.11	.06	.04	.04	.04	.04	.04	.08	.07	.07	.06	.04	.06	.08	.08	.17	.06
18	.20	.17	.14	.11	.11	.20	.35	.19	.12	.08	.06	9999	.07	.07	.04	.06	.07	.06	.04	.04	.05	.05	.05	.05	.10
19	.06	.04	.03	.05	.07	.10	.13	.17	.19	.14	.08	.06	.06	.05	.05	.06	.05	.04	.04	.04	.04	.03	.03	.03	.07
20	.02	.02	.02	.01	.02	.04	.06	.08	.07	.04	.03	.03	.03	.04	.04	.04	.05	.04	.04	.04	.05	.08	.08	.07	.04
21	.07	.06	.04	.03	.02	.03	.03	.04	.05	.04	.02	.02	.02	.02	.05	.02	.03	.04	.04	.04	.06	.09	.10	.10	.04
22	.14	.13	.10	.11	.11	.09	.09	.08	.05	.03	.03	.03	.03	.03	.04	.03	.03	.03	.04	.05	.07	.09	.08	.06	.07
23	.12	.17	.16	.16	.18	.24	.27	.18	.11	.09	.08	.06	.06	.06	.07	.07	.05	.04	.03	.03	.04	.03	.03	.03	.10
24	.02	.03	.03	.05	.07	.07	.11	.15	.11	.07	.06	.07	.08	.05	.06	.07	.06	.05	.05	.04	.04	.06	.07	.06	.06
25	.05	.05	.04	.03	.05	.09	.15	.21	.21	.14	.10	.09	.05	.05	.04	.04	.04	.03	.04	.03	.03	.03	.03	.04	.07
26	.03	.04	.05	.04	.04	.05	.08	.10	.06	.05	9999	.04	.04	.04	.05	.06	.05	.04	.03	.03	.04	.09	.18	.22	.06
27	.19	.08	.05	.05	.07	.08	.11	.12	.09	.05	.05	.04	.03	.03	.04	.05	.04	.03	.03	.04	.05	.08	.10	.12	.07
28	.09	.04	.03	.03	.03	.03	.03	.03	.03	.03	9999	.03	.02	.03	.03	.03	.03	.03	.03	.03	.03	.03	.04	.04	.03
29	.03	.03	.04	.02	.02	.03	.02	.03	.03	.03	.03	.02	.03	.03	.03	.02	.03	.04	.05	.04	.04	.04	.05	.05	.03
30	.04	.03	.02	.02	.02	.03	.05	.06	.04	.03	.03	.03	.03	.03	.04	.05	.05	.03	.04	.03	.04	.04	.03	.03	.03

HOURLY MAX: 1ST .35 ON DAY 18 HOUR 6
2ND .34 ON DAY 5 HOUR 21

N.E. CORRIDOR HYDROCARBON STUDY
HOURLY AVERAGE REPORT
****

STATE	21	MARYLAND
AREA	120	BALTIMORE
SITE	4	83 (READ ST.)
PARAMETER	42601	NITRIC OXIDE (NO)
UNITS	7	PARTS PER MILLION

YEAR	1980
MONTH	JULY

	HOUR																								DAILY
DAY	00	01	02	03	04	05	06	07	08	09	10	11	12	13	14	15	16	17	18	19	20	21	22	23	AVG
1	.01	.01	.01	.01	.02	.04	.05	.05	.02	.01	.01	.00	.00	.00	.01	.01	.01	.01	.01	.01	.00	.00	.01	.01	.01
2	.00	.01	.00	.00	.01	.02	.06	.06	.03	.01	.00	.00	.00	.00	.00	.00	.00	.00	.00	.01	.01	.00	.01	.02	.01
3	.00	.00	.01	.01	.03	.07	.06	.05	.04	.03	.04	.01	.01	.01	.02	.01	.02	.02	.02	.02	.02	.02	.03	.01	.02
4	.01	.01	.00	.00	.00	.00	.01	.00	.00	.00	.00	.00	.00	.00	.00	.00	.00	.00	.00	.01	.01	.01	.02	.03	.00
5	.05	.14	.13	.11	.09	.06	.02	.01	.01	.01	.01	.01	.01	.01	.00	.00	.00	.00	.00	.01	.01	.01	.01	.01	.03
6	.00	.00	.00	.00	.00	.00	.00	.00	.00	.00	.00	.00	.00	9999	9999	9999	9999	9999	.01	.02	.02	.07	.10	.06	.01
7	.04	.02	.02	.03	.03	.04	.08	.11	.08	.04	.02	.01	.01	.01	.01	.01	.01	.01	.00	.01	.01	.01	.01	.01	.03
8	.01	.01	.01	.01	.01	.02	.05	.09	.08	.07	.04	.04	.02	.03	.04	.06	.05	.03	.02	.02	.02	.03	.03	.02	.03
9	.01	.01	.01	.01	.01	.03	.08	.08	.03	.01	.01	.01	.01	.01	.01	.01	.01	.00	.00	.00	.01	.01	.01	.00	.02
10	.01	.01	.00	.00	.01	.01	.03	.08	.05	.02	.01	.01	.01	.01	.01	.01	.01	.01	.01	.01	.02	.08	.12	.04	.02
11	.01	.01	.01	.01	.01	.03	.08	.10	.05	.02	.01	.01	.01	.01	.01	.01	.01	.00	.00	.01	.01	.02	.02	.01	.02
12	.01	.00	.00	.00	.01	.00	.01	.01	.01	.01	.01	.01	.01	.01	.01	.01	.01	.01	.01	.01	.01	.01	.02	.01	.01
13	.01	.02	.01	.01	.01	.01	.01	.01	.01	.01	.01	.01	.01	.01	.01	.01	.01	.00	.00	.01	.01	.01	.01	.01	.01
14	.07	.05	.03	.03	.05	.07	.15	.09	.08	.03	.02	.01	.01	.01	.01	.01	.01	.01	.01	.01	.01	.02	.01	.01	.03
15	.01	.01	.01	.01	.01	.02	.06	.08	.05	.02	.01	.01	.01	.01	.01	.01	.01	.01	.01	.01	.01	.01	.01	.01	.02
16	.01	.02	.01	.01	.01	.02	.04	.07	.03	.01	.01	.01	.01	.01	.01	.01	.01	.01	.01	.01	.01	.01	.01	.01	.02
17	.01	.01	.01	.01	.03	.07	.10	.08	.04	.03	.02	.01	.01	.01	.01	.01	.01	.01	.01	.01	.01	.01	.02	.02	.02
18	.01	.02	.02	.01	.02	.02	.04	.05	.03	.01	.01	.01	.01	.01	.01	.01	.01	.01	.01	.01	.01	.01	.01	.03	.02
19	.09	.15	.13	.12	.11	.15	.15	.10	.04	.02	.01	.01	.01	.01	.01	.01	.01	.01	.00	.01	.00	.01	.02	.01	.05
20	.01	.01	.01	.01	.01	.02	.02	.01	.01	.01	.01	.00	.00	.01	.01	.01	.01	.01	.01	.01	.01	.01	.01	.02	.01
21	.02	.02	.02	.01	.01	.01	.04	.10	.05	.01	.01	.01	.01	.01	.01	.01	.01	.01	.01	.01	.01	.02	.03	.01	.02
22	.01	.01	.01	.01	.02	.03	.05	.08	.07	.02	.01	.01	.01	.01	.01	.02	.04	.03	.03	.02	.02	.03	.03	.02	.02
23	.02	.03	.03	.01	.01	.03	.07	.09	.07	.06	.04	.04	.03	.03	.03	.03	.04	.02	.01	.01	.06	.07	.04	.11	.04
24	.11	.06	.02	.01	.01	.02	.05	.07	.06	.03	.02	.02	.01	.01	.01	.01	.01	.01	.01	.01	.04	.13	.21	.20	.05
25	.18	.18	.13	.06	.06	.12	.21	.34	.14	.03	.01	.01	.01	.01	.01	.01	.01	.01	.01	.01	.01	.01	.01	.01	.07
26	.02	.02	.01	.01	.02	.03	.03	.02	.02	.01	.01	.01	.01	.01	.01	.01	.01	.01	.01	.01	.01	.01	.01	.01	.01
27	.01	.01	.01	.01	.01	.01	.01	.01	.01	.01	.01	.01	.01	.01	.01	.01	.01	.01	.01	.03	.01	.01	.01	.01	.01
28	.01	.01	.01	.01	.03	.05	.07	.07	.03	.01	.01	.01	.01	.01	.01	.01	.01	.01	.01	.01	.01	.01	.01	.01	.02
29	.01	.01	.01	.01	.01	.02	.05	.10	.06	.02	.03	.01	.01	.02	.02	.02	.02	.01	.02	.03	.01	.01	.01	.01	.02
30	.01	.01	.01	.01	.01	.01	.04	.05	.01	.00	.00	.00	9999	.00	.00	.00	.00	.00	.00	.00	.00	.00	.01	.05	.01
31	.02	.02	.01	.01	.02	.04	.12	.13	.06	.02	.01	.01	.01	.01	.01	.01	.00	.00	.00	.00	.00	.00	.00	.00	.02

HOURLY MAX: 1ST .34 ON DAY 25 HOUR 7
2ND .21 ON DAY 24 HOUR 22

N.E. CORRIDOR HYDROCARBON STUDY
HOURLY AVERAGE REPORT
****

STATE	21	MARYLAND
AREA	120	BALTIMORE
SITE	4	B3 (READ ST.)
PARAMETER	42602	NITROGEN DIOXIDE (NO2)
UNITS	7	PARTS PER MILLION

YEAR	1980
MONTH	JULY

	HOUR																								DAILY
DAY	00	01	02	03	04	05	06	07	08	09	10	11	12	13	14	15	16	17	18	19	20	21	22	23	AVG
1	.00	.02	.01	.01	.03	.03	.05	.03	.05	.04	.04	.04	.04	.04	.05	.07	.06	.05	.04	.04	.05	.06	.05	.04	.04
2	.05	.03	.03	.04	.04	.04	.06	.06	.07	.04	.04	.04	.04	.05	.05	.05	.06	.07	.06	.06	.05	.06	.06	.05	.05
3	.05	.05	.04	.06	.05	.05	.07	.06	.05	.06	.05	.06	.05	.06	.06	.07	.07	.07	.06	.04	.05	.05	.04	.04	.05
4	.03	.02	.03	.02	.02	.03	.02	.03	.02	.02	.02	.02	.02	.03	.02	.02	.02	.04	.04	.05	.09	.08	.10	.08	.04
5	.12	.08	.06	.06	.04	.04	.04	.05	.05	.04	.03	.02	.02	.02	.03	.03	.03	.03	.04	.03	.03	.03	.03	.03	.04
6	.05	.03	.03	.02	.02	.02	.02	.01	.01	.01	.02	.02	.03	9999	9999	9999	9999	9999	.03	.03	.05	.05	.04	.04	.03
7	.03	.04	.03	.03	.03	.04	.03	.05	.04	.02	.03	.03	.04	.03	.04	.04	.05	.03	.04	.04	.04	.05	.05	.04	.04
8	.03	.04	.02	.02	.03	.05	.05	.06	.05	.04	.04	.05	.04	.04	.04	.04	.04	.04	.03	.03	.04	.04	.03	.03	.04
9	.03	.02	.02	.02	.03	.05	.05	.03	.04	.03	.03	.03	.04	.03	.05	.06	.06	.07	.06	.07	.06	.04	.05	.05	.04
10	.03	.02	.03	.03	.03	.05	.08	.04	.03	.05	.03	.03	.05	.04	.05	.05	.05	.04	.04	.04	.08	.11	.06	.05	.05
11	.05	.04	.03	.05	.05	.06	.08	.05	.09	.06	.05	.03	.04	.04	.05	.05	.06	.05	.05	.05	.07	.07	.04	.06	.05
12	.06	.05	.03	.03	.02	.03	.03	.03	.04	.04	.02	.03	.02	.02	.02	.02	.03	.03	.03	.03	.04	.04	.05	.05	.03
13	.04	.04	.04	.02	.02	.02	.02	.01	.01	.01	.01	.02	.01	.01	.01	.01	.01	.02	.02	.01	.02	.04	.05	.07	.02
14	.00	.02	.10	.07	.04	.01	.00	.04	.10	.11	9999	.04	.03	.02	.03	.05	.05	.04	.03	.05	.03	.02	.06	9999	.04
15	9999	9999	9999	9999	9999	9999	9999	9999	9999	.06	.06	.04	.04	.04	.04	.05	.06	.04	.04	.06	.06	.06	.05	.04	9999
16	.03	.01	.05	.10	.12	.08	.03	.00	.02	.06	.04	.04	.03	.04	.04	.05	.04	.04	.04	.04	.04	.04	.05	.03	.04
17	.03	.03	.03	.05	.06	.06	.04	.04	.05	.05	.05	.04	.04	.03	.04	.05	.06	.04	.05	.04	.04	.05	.05	.04	.04
18	.04	.05	.04	.05	.04	.04	.03	.04	.02	.03	.03	.03	9999	9999	9999	9999	.07	.07	.05	.05	.05	.06	.08	.07	.05
19	.08	.09	.08	.07	.09	.06	.03	.02	.04	9999	9999	.03	.02	.02	.02	.03	.02	.02	.03	.04	.06	.06	.05	.05	.05
20	.05	.05	.05	.06	.05	.04	.03	.03	.02	9999	9999	9999	9999	.02	.02	.02	.02	.02	.03	.04	.04	.04	.05	.04	.04
21	.05	.05	.04	.03	.02	.03	.05	.05	.05	.06	.04	.04	.03	.04	.04	.04	.05	.03	.02	.03	.05	.06	.03	.04	.04
22	.04	.03	.02	.04	.04	.03	.05	.05	.03	.04	.04	.04	.04	.03	.04	.06	.03	.04	.03	.02	.03	.03	.03	.03	.04
23	.03	.03	.02	.02	.03	.04	.04	.03	.02	9999	.03	.03	.03	.03	.03	.04	.04	.05	.04	.04	.02	.00	.00	.00	.03
24	.00	.00	.03	.02	.02	.03	.05	.04	.03	.04	.04	.04	.04	.04	.05	.03	.04	.03	.03	.04	.08	.09	.07	.04	.04
25	.05	.03	.03	.03	.04	.04	.07	.06	.02	.04	.04	.04	.04	.04	.04	.05	.04	.03	.03	.03	.04	.06	.06	.05	.04
26	.04	.04	.04	.04	.04	.04	.05	.04	.05	.04	.04	.04	.03	.03	.03	.03	.02	.02	.03	.03	.03	.03	.03	.03	.03
27	.02	.02	.03	.02	.02	.02	.03	.03	.02	.02	.02	.02	.02	.02	.02	.02	.02	.02	.02	.02	.04	.03	.02	.02	.02
28	.02	.02	.02	.02	.01	.04	.06	.03	.04	.03	.03	.02	.03	.04	.04	.05	.05	.04	.03	.03	.03	.03	.03	.02	.03
29	.02	.01	.01	.01	.03	.04	.04	.03	.01	.06	.03	.04	.03	.02	.02	.02	.03	.04	.03	.03	.05	.04	.03	.03	.03
30	.03	.03	.02	.02	.03	.05	.06	.07	.08	.05	.05	.06	9999	.05	.04	.06	.07	.07	.06	.06	.07	.07	.06	.05	.05
31	.07	.05	.04	.04	.03	.05	.05	.08	.05	.09	.07	.04	.03	.03	.04	.05	9999	.05	.05	.05	.06	.05	.05	.05	.05

HOURLY MAX: 1ST .12 ON DAY 5 HOUR 0
2ND .12 ON DAY 16 HOUR 4

N.E. CORRIDOR HYDROCARBON STUDY
HOURLY AVERAGE REPORT
****

STATE	21	MARYLAND
AREA	120	BALTIMORE
SITE	4	B3 (READ ST.)
PARAMETER	42603	OXIDES OF NITROGEN (NOX)
UNITS	7	PARTS PER MILLION

YEAR 1980
MONTH JULY

DAY	HOUR 00	01	02	03	04	05	06	07	08	09	10	11	12	13	14	15	16	17	18	19	20	21	22	23	DAILY AVG
1	9999	.03	.02	.02	.05	.07	.10	.08	.07	.05	.05	.04	.04	.04	.06	.08	.07	.06	.05	.05	.05	.06	.06	.05	.05
2	.05	.04	.03	.04	.05	.06	.12	.12	.10	.05	.04	.04	.04	.05	.05	.05	.06	.07	.06	.07	.06	.06	.07	.07	.06
3	.05	.05	.05	.07	.08	.12	.13	.11	.09	.09	.09	.07	.06	.07	.08	.08	.09	.09	.08	.06	.07	.07	.07	.05	.08
4	.04	.03	.03	.02	.02	.03	.03	.03	.02	.02	.02	.02	.02	.03	.02	.02	.02	.04	.04	.06	.10	.09	.12	.11	.04
5	.17	.22	.19	.17	.13	.10	.06	.06	.06	.05	.04	.03	.03	.03	.03	.03	.03	.03	.04	.04	.04	.04	.04	.04	.07
6	.05	.03	.03	.02	.02	.02	.02	.01	.01	.01	.02	.02	.03	9999	9999	9999	9999	9999	.04	.05	.07	.12	.14	.10	.04
7	.07	.06	.05	.06	.06	.08	.11	.16	.12	.06	.05	.04	.05	.04	.05	.05	.06	.04	.04	.05	.05	.06	.06	.05	.06
8	.04	.05	.03	.03	.04	.07	.10	.15	.13	.11	.08	.09	.06	.07	.08	.10	.09	.07	.05	.05	.06	.07	.06	.05	.07
9	.04	.03	.03	.03	.04	.08	.13	.11	.07	.04	.04	.04	.05	.04	.06	.07	.07	.07	.06	.07	.07	.05	.06	.05	.06
10	.04	.03	.03	.03	.04	.06	.11	.12	.08	.07	.04	.04	.06	.05	.06	.06	.06	.05	.05	.05	.10	.19	.18	.09	.07
11	.06	.05	.04	.06	.06	.09	.16	.15	.14	.08	.06	.04	.05	.05	.06	.06	.07	.05	.05	.06	.08	.09	.06	.07	.07
12	.07	.05	.03	.03	.03	.03	.04	.04	.05	.05	.03	.04	.03	.03	.03	.03	.04	.04	.04	.04	.05	.05	.07	.06	.04
13	.05	.06	.05	.03	.03	.03	.03	.02	.02	.02	.02	.03	.02	.02	.02	.02	.02	.02	.02	.02	.03	.05	.06	.08	.03
14	.07	.07	.13	.10	.09	.08	.15	.13	.18	.14	9999	.05	.04	.03	.04	.06	.06	.05	.04	.06	.04	.04	.07	9999	.08
15	9999	9999	9999	9999	9999	9999	9999	9999	9999	.08	.07	.05	.05	.05	.05	.06	.07	.05	.05	.07	.07	.07	.06	.05	9999
16	.04	.03	.06	.11	.13	.10	.07	.07	.05	.07	.05	.05	.04	.05	.05	.06	.05	.05	.05	.05	.05	.05	.06	.04	.06
17	.04	.04	.04	.06	.09	.13	.14	.12	.09	.08	.07	.05	.05	.04	.05	.06	.07	.05	.06	.05	.05	.06	.07	.06	.07
18	.05	.07	.06	.06	.06	.06	.07	.09	.05	.04	.04	.04	9999	9999	9999	9999	.08	.08	.06	.06	.06	.07	.09	.10	.06
19	.17	.24	.21	.19	.20	.21	.18	.12	.08	9999	9999	.04	.03	.03	.03	.04	.03	.03	.03	.05	.06	.07	.07	.06	.10
20	.06	.06	.06	.07	.06	.06	.05	.04	.03	9999	9999	9999	9999	.03	.03	.03	.03	.03	.04	.05	.05	.05	.06	.06	.05
21	.07	.07	.06	.04	.03	.04	.09	.15	.10	.07	.05	.05	.04	.05	.05	.05	.06	.04	.03	.04	.06	.08	.06	.05	.06
22	.05	.04	.03	.05	.06	.06	.10	.13	.10	.06	.05	.05	.05	.04	.05	.08	.07	.07	.06	.04	.05	.06	.06	.05	.06
23	.05	.06	.05	.03	.04	.07	.11	.12	.09	9999	.07	.07	.06	.06	.06	.07	.08	.07	.05	.05	.08	.07	.04	.11	.07
24	.11	.06	.05	.03	.03	.05	.10	.11	.09	.07	.06	.06	.05	.05	.06	.04	.05	.04	.04	.05	.12	.22	.28	.24	.09
25	.23	.21	.16	.09	.10	.16	.28	.40	.16	.07	.05	.05	.05	.05	.05	.06	.05	.04	.04	.04	.05	.07	.07	.06	.11
26	.06	.06	.05	.05	.06	.07	.08	.06	.07	.05	.05	.05	.04	.04	.04	.04	.03	.03	.04	.04	.04	.04	.04	.04	.05
27	.03	.03	.04	.03	.03	.03	.04	.04	.03	.03	.03	.03	.03	.03	.03	.03	.03	.03	.03	.05	.05	.04	.03	.03	.03
28	.03	.03	.03	.03	.04	.09	.13	.10	.07	.04	.04	.03	.04	.05	.05	.06	.06	.05	.04	.04	.04	.04	.04	.03	.05
29	.03	.02	.02	.02	.04	.06	.09	.13	.07	.08	.06	.05	.04	.04	.04	.04	.05	.05	.05	.06	.06	.05	.04	.04	.05
30	.04	.04	.03	.03	.04	.06	.10	.12	.09	.05	.05	.06	9999	.05	.04	.06	.07	.07	.06	.06	.07	.07	.07	.10	.06
31	.09	.07	.05	.05	.05	.09	.17	.21	.11	.11	.08	.05	.04	.04	.05	.06	9999	.05	.05	.05	.06	.05	.05	.05	.07

HOURLY MAX: 1ST .40 ON DAY 25 HOUR 7
2ND .28 ON DAY 24 HOUR 22

N.E. CORRIDOR HYDROCARBON STUDY
HOURLY AVERAGE REPORT
****

STATE	21	MARYLAND
AREA	120	BALTIMORE
SITE	4	B3 (READ ST.)
PARAMETER	42601	NITRIC OXIDE (NO)
UNITS	7	PARTS PER MILLION

YEAR	1980
MONTH	AUGUST

	HOUR																								DAILY
DAY	00	01	02	03	04	05	06	07	08	09	10	11	12	13	14	15	16	17	18	19	20	21	22	23	AVG
1	.01	.05	.01	.01	.02	.04	.11	.07	.05	.02	.02	.01	.01	.01	.02	9999	.03	.02	.01	.01	.01	.01	.01	.01	.02
2	.01	.01	.01	.00	.01	.01	.02	.02	.01	.01	.01	.01	9999	9999	.00	.00	.00	.00	.00	.00	.00	.00	.00	.00	.01
3	.00	.00	.00	.00	.00	.01	.01	.00	.00	9999	9999	.00	.00	.00	.00	.00	.00	.00	.00	.01	.03	.02	.01	.01	.00
4	.00	.01	.00	.00	.01	.01	.04	.06	.06	9999	.00	.00	9999	.01	.01	.01	.01	.01	.01	.01	.01	.01	.01	.00	.01
5	.00	.00	.00	.00	.01	.04	.04	.09	.05	.01	9999	.01	.01	.01	.01	.01	.01	.01	.01	.01	.02	.01	.00	.04	.02
6	.04	.03	.01	.01	.04	.06	.10	.14	.09	9999	9999	.01	.01	.01	.01	.02	.02	.01	.01	.01	.02	.01	.01	.01	.03
7	.02	.03	.01	.01	.01	.02	.05	.07	.04	.03	.02	.01	.01	9999	.01	.01	.01	.01	.00	.03	.01	.02	.01	.01	.02
8	.01	.02	.01	.01	.02	.02	.06	.09	.05	.02	9999	.01	.01	.01	.01	.01	.01	.01	.01	.00	.00	.01	.02	.03	.02
9	.00	.01	.01	.00	.00	.01	.01	.01	.02	.01	.01	.00	.00	.01	9999	.01	.00	.00	.00	.01	.00	.01	.02	.01	.01
10	.00	.01	.00	.00	.00	.01	.00	.01	.01	.01	.01	.00	9999	.01	.01	.01	.01	.01	.01	.01	.01	.01	.02	.01	.01
11	.03	.01	.01	.01	.01	.04	.14	.13	.07	.04	.03	.01	9999	.00	.00	.00	.00	.01	.01	.00	.00	.01	.01	.00	.02
12	.00	.00	.00	.00	.01	.03	.06	.11	.07	9999	9999	.01	.01	.00	.00	.00	.01	.00	.00	.00	.01	.00	.00	.02	.02
13	.00	.00	.00	.00	.00	.01	.06	.07	.04	.02	9999	.01	.01	.01	.01	.01	.01	.02	.01	9999	9999	9999	9999	9999	.02
14	9999	9999	9999	9999	9999	9999	9999	9999	9999	9999	9999	9999	9999	9999	9999	9999	9999	9999	9999	9999	9999	9999	9999	9999	9999
15	9999	9999	9999	9999	9999	9999	9999	9999	9999	9999	9999	9999	9999	9999	9999	9999	9999	9999	9999	9999	9999	9999	9999	9999	9999
16	9999	9999	9999	9999	9999	9999	9999	9999	9999	9999	9999	9999	9999	9999	9999	9999	9999	9999	9999	9999	9999	9999	9999	9999	9999
17	9999	9999	9999	9999	9999	9999	9999	9999	9999	9999	9999	9999	9999	9999	9999	9999	9999	9999	9999	9999	9999	9999	9999	9999	9999
18	9999	9999	9999	9999	9999	9999	9999	9999	9999	9999	9999	9999	9999	9999	9999	9999	9999	9999	9999	9999	9999	9999	9999	9999	9999
19	9999	9999	9999	9999	9999	9999	9999	9999	9999	9999	9999	9999	9999	9999	9999	9999	9999	9999	9999	9999	9999	9999	9999	9999	9999
20	9999	9999	9999	9999	9999	9999	9999	9999	9999	9999	9999	9999	9999	9999	9999	9999	9999	9999	9999	9999	9999	9999	9999	9999	9999
21	9999	9999	9999	9999	9999	9999	9999	9999	9999	9999	9999	9999	9999	9999	9999	9999	9999	9999	9999	9999	9999	9999	9999	9999	9999
22	9999	9999	9999	9999	9999	9999	9999	9999	9999	9999	9999	9999	9999	9999	9999	9999	9999	9999	9999	9999	9999	9999	9999	9999	9999
23	9999	9999	9999	9999	9999	9999	9999	9999	9999	9999	9999	9999	9999	9999	9999	9999	9999	9999	9999	9999	9999	9999	9999	9999	9999
24	9999	9999	9999	9999	9999	9999	9999	9999	9999	9999	9999	9999	9999	9999	9999	9999	9999	9999	9999	9999	9999	9999	9999	9999	9999
25	9999	9999	9999	9999	9999	9999	9999	9999	9999	9999	9999	9999	9999	9999	9999	9999	9999	9999	9999	9999	9999	9999	9999	9999	9999
26	9999	9999	9999	9999	9999	9999	9999	9999	9999	9999	9999	9999	9999	9999	9999	9999	9999	9999	9999	9999	9999	9999	9999	9999	9999
27	9999	9999	9999	9999	9999	9999	9999	9999	9999	9999	9999	9999	9999	9999	9999	9999	9999	9999	9999	9999	9999	9999	9999	9999	9999
28	9999	9999	9999	9999	9999	9999	9999	9999	9999	9999	9999	9999	9999	9999	9999	9999	9999	9999	9999	9999	9999	9999	9999	9999	9999
29	9999	9999	9999	9999	9999	9999	9999	9999	9999	9999	9999	9999	9999	9999	9999	9999	9999	9999	9999	9999	9999	9999	9999	9999	9999
30	9999	9999	9999	9999	9999	9999	9999	9999	9999	9999	9999	9999	9999	9999	9999	9999	9999	9999	9999	9999	9999	9999	9999	9999	9999
31	9999	9999	9999	9999	9999	9999	9999	9999	9999	9999	9999	9999	9999	9999	9999	9999	9999	9999	9999	9999	9999	9999	9999	9999	9999

HOURLY MAX: 1ST .14 ON DAY 6 HOUR 7
2ND .14 ON DAY 11 HOUR 6

N.E. CORRIDOR HYDROCARBON STUDY
HOURLY AVERAGE REPORT
****

STATE 21 MARYLAND
AREA 120 BALTIMORE
SITE 4 B3 (READ ST.)
PARAMETER 42602 NITROGEN DIOXIDE (NO2)
UNITS 7 PARTS PER MILLION

YEAR 1980
MONTH AUGUST

DAY	00	01	02	03	04	05	06	07	08	09	10	11	12	13	14	15	16	17	18	19	20	21	22	23	DAILY AVG
													HOUR												
1	.03	.00	.03	.02	.02	.05	.06	.10	.07	.05	.03	.04	.04	.04	.06	9999	.08	.05	.04	.04	.04	.04	.04	.03	.04
2	.03	.04	.02	.03	.02	.04	.05	.06	.05	.03	.03	.02	9999	9999	.04	.03	.04	.04	.04	.05	.06	.06	.06	.05	.04
3	.04	.05	.04	.03	.03	.04	.04	.04	.03	9999	9999	.03	.03	.03	.03	.03	.03	.05	.06	.05	.06	.04	.05	.04	.04
4	.04	.05	.05	.05	.03	.05	.07	.07	.07	9999	.05	9999	9999	.04	.05	.06	.05	.04	.03	.04	.05	.05	.04	.04	.05
5	.03	.04	.04	.03	.03	.04	.08	.03	.04	.07	9999	.07	.06	.05	.05	.06	.06	.06	.08	.05	.04	.04	.08	.06	.05
6	.04	.04	.04	.06	.06	.08	.07	.04	.00	9999	9999	.03	.03	.04	.05	.05	.03	.04	.03	.04	.02	.06	.04	.07	.04
7	.05	.04	.04	.03	.04	.07	.08	.05	.06	.05	.05	.06	9999	9999	.06	.07	.05	.04	.04	.03	.05	.06	.07	.05	.05
8	.04	.04	.05	.05	.04	.04	.06	.05	.04	.04	9999	.03	.03	.04	.04	.05	.05	.03	.04	.05	.05	.05	.06	.04	.04
9	.04	.03	.02	.02	.03	.04	.03	.04	.02	.02	.03	.03	.05	9999	9999	.02	.03	.03	.03	.04	.05	.05	.06	.05	.03
10	.05	.05	.04	.04	.03	.03	.04	.03	.03	.02	.03	9999	9999	.02	.02	.02	.02	.02	.03	.03	.05	.02	.03	.03	.03
11	.01	.02	.02	.01	.03	.05	.06	.02	.03	.04	9999	9999	9999	.05	.06	.07	.07	.05	.04	.04	.04	.05	.04	.02	.04
12	.03	.04	.03	.04	.05	.05	.06	.07	.07	9999	9999	.04	.03	.04	.05	.06	.05	.05	.04	.05	.06	.06	.05	.02	.05
13	.04	.03	.04	.03	.05	.06	.09	.04	.03	9999	9999	.03	.04	.03	.05	.05	.04	.03	.03	9999	9999	9999	9999	9999	9999
14	9999	9999	9999	9999	9999	9999	9999	9999	9999	9999	9999	9999	9999	9999	9999	9999	9999	9999	9999	9999	9999	9999	9999	9999	9999
15	9999	9999	9999	9999	9999	9999	9999	9999	9999	9999	9999	9999	9999	9999	9999	9999	9999	9999	9999	9999	9999	9999	9999	9999	9999
16	9999	9999	9999	9999	9999	9999	9999	9999	9999	9999	9999	9999	9999	9999	9999	9999	9999	9999	9999	9999	9999	9999	9999	9999	9999
17	9999	9999	9999	9999	9999	9999	9999	9999	9999	9999	9999	9999	9999	9999	9999	9999	9999	9999	9999	9999	9999	9999	9999	9999	9999
18	9999	9999	9999	9999	9999	9999	9999	9999	9999	9999	9999	9999	9999	9999	9999	9999	9999	9999	9999	9999	9999	9999	9999	9999	9999
19	9999	9999	9999	9999	9999	9999	9999	9999	9999	9999	9999	9999	9999	9999	9999	9999	9999	9999	9999	9999	9999	9999	9999	9999	9999
20	9999	9999	9999	9999	9999	9999	9999	9999	9999	9999	9999	9999	9999	9999	9999	9999	9999	9999	9999	9999	9999	9999	9999	9999	9999
21	9999	9999	9999	9999	9999	9999	9999	9999	9999	9999	9999	9999	9999	9999	9999	9999	9999	9999	9999	9999	9999	9999	9999	9999	9999
22	9999	9999	9999	9999	9999	9999	9999	9999	9999	9999	9999	9999	9999	9999	9999	9999	9999	9999	9999	9999	9999	9999	9999	9999	9999
23	9999	9999	9999	9999	9999	9999	9999	9999	9999	9999	9999	9999	9999	9999	9999	9999	9999	9999	9999	9999	9999	9999	9999	9999	9999
24	9999	9999	9999	9999	9999	9999	9999	9999	9999	9999	9999	9999	9999	9999	9999	9999	9999	9999	9999	9999	9999	9999	9999	9999	9999
25	9999	9999	9999	9999	9999	9999	9999	9999	9999	9999	9999	9999	9999	9999	9999	9999	9999	9999	9999	9999	9999	9999	9999	9999	9999
26	9999	9999	9999	9999	9999	9999	9999	9999	9999	9999	9999	9999	9999	9999	9999	9999	9999	9999	9999	9999	9999	9999	9999	9999	9999
27	9999	9999	9999	9999	9999	9999	9999	9999	9999	9999	9999	9999	9999	9999	9999	9999	9999	9999	9999	9999	9999	9999	9999	9999	9999
28	9999	9999	9999	9999	9999	9999	9999	9999	9999	9999	9999	9999	9999	9999	9999	9999	9999	9999	9999	9999	9999	9999	9999	9999	9999
29	9999	9999	9999	9999	9999	9999	9999	9999	9999	9999	9999	9999	9999	9999	9999	9999	9999	9999	9999	9999	9999	9999	9999	9999	9999
30	9999	9999	9999	9999	9999	9999	9999	9999	9999	9999	9999	9999	9999	9999	9999	9999	9999	9999	9999	9999	9999	9999	9999	9999	9999
31	9999	9999	9999	9999	9999	9999	9999	9999	9999	9999	9999	9999	9999	9999	9999	9999	9999	9999	9999	9999	9999	9999	9999	9999	9999

HOURLY MAX: 1ST .10 ON DAY 1 HOUR 7
2ND .09 ON DAY 13 HOUR 6

N.E. CORRIDOR HYDROCARBON STUDY
HOURLY AVERAGE REPORT
****

STATE	21	MARYLAND
AREA	120	BALTIMORE
SITE	4	B3 (READ ST.)
PARAMETER	42603	OXIDES OF NITROGEN (NOX)
UNITS	7	PARTS PER MILLION

YEAR 1980
MONTH AUGUST

DAY	HOUR 00	01	02	03	04	05	06	07	08	09	10	11	12	13	14	15	16	17	18	19	20	21	22	23	DAILY AVG
1	.04	.05	.04	.03	.04	.09	.17	.17	.12	.07	.05	.05	.05	.05	.08	9999	.11	.07	.05	.05	.05	.05	.05	.04	.07
2	.04	.05	.03	.03	.03	.05	.07	.08	.06	.04	.04	.03	9999	9999	.04	.03	.04	.04	.04	.05	.06	.06	.06	.05	.05
3	.04	.05	.04	.03	.03	.05	.05	.04	.03	9999	9999	.03	.03	.03	.03	.03	.03	.05	.06	.06	.09	.06	.06	.05	.04
4	.04	.06	.05	.05	.04	.06	.11	.13	.13	.09	.05	9999	9999	.05	.06	.07	.06	.05	.04	.05	.06	.06	.05	.04	.06
5	.03	.04	.04	.03	.04	.08	.12	.12	.09	.08	9999	.08	.07	.06	.06	.07	.07	.07	.09	.06	.06	.05	.08	.10	.07
6	.08	.07	.05	.07	.10	.14	.17	.18	.09	9999	9999	.04	.04	.05	.06	.07	.05	.05	.04	.05	.04	.07	.05	.08	.07
7	.07	.07	.05	.04	.05	.09	.13	.12	.10	.08	.07	.07	9999	9999	.07	.08	.06	.05	.04	.06	.06	.08	.08	.06	.07
8	.05	.06	.06	.06	.06	.06	.12	.14	.09	.06	9999	.04	.04	.05	.05	.06	.06	.04	.05	.05	.05	.06	.08	.07	.06
9	.04	.04	.03	.02	.03	.05	.04	.05	.04	.03	.04	.03	.05	9999	9999	.03	.03	.03	.03	.05	.05	.06	.08	.06	.04
10	.05	.06	.04	.04	.03	.04	.04	.04	.04	.03	.04	9999	9999	.03	.03	.03	.03	.03	.04	.04	.06	.03	.05	.04	.04
11	.04	.03	.03	.02	.04	.09	.20	.15	.10	.08	9999	9999	9999	.05	.06	.07	.07	.06	.05	.04	.04	.06	.05	.02	.06
12	.03	.04	.03	.04	.06	.08	.12	.18	.14	9999	.06	.05	.04	.04	.05	.06	.06	.05	.04	.05	.07	.06	.05	.04	.06
13	.04	.03	.04	.03	.05	.07	.15	.11	.07	9999	9999	.04	.05	.04	.06	.06	.05	.05	.04	9999	9999	9999	9999	9999	9999
14	9999	9999	9999	9999	9999	9999	9999	9999	9999	9999	9999	9999	9999	9999	9999	9999	9999	9999	9999	9999	9999	9999	9999	9999	9999
15	9999	9999	9999	9999	9999	9999	9999	9999	9999	9999	9999	9999	9999	9999	9999	9999	9999	9999	9999	9999	9999	9999	9999	9999	9999
16	9999	9999	9999	9999	9999	9999	9999	9999	9999	9999	9999	9999	9999	9999	9999	9999	9999	9999	9999	9999	9999	9999	9999	9999	9999
17	9999	9999	9999	9999	9999	9999	9999	9999	9999	9999	9999	9999	9999	9999	9999	9999	9999	9999	9999	9999	9999	9999	9999	9999	9999
18	9999	9999	9999	9999	9999	9999	9999	9999	9999	9999	9999	9999	9999	9999	9999	9999	9999	9999	9999	9999	9999	9999	9999	9999	9999
19	9999	9999	9999	9999	9999	9999	9999	9999	9999	9999	9999	9999	9999	9999	9999	9999	9999	9999	9999	9999	9999	9999	9999	9999	9999
20	9999	9999	9999	9999	9999	9999	9999	9999	9999	9999	9999	9999	9999	9999	9999	9999	9999	9999	9999	9999	9999	9999	9999	9999	9999
21	9999	9999	9999	9999	9999	9999	9999	9999	9999	9999	9999	9999	9999	9999	9999	9999	9999	9999	9999	9999	9999	9999	9999	9999	9999
22	9999	9999	9999	9999	9999	9999	9999	9999	9999	9999	9999	9999	9999	9999	9999	9999	9999	9999	9999	9999	9999	9999	9999	9999	9999
23	9999	9999	9999	9999	9999	9999	9999	9999	9999	9999	9999	9999	9999	9999	9999	9999	9999	9999	9999	9999	9999	9999	9999	9999	9999
24	9999	9999	9999	9999	9999	9999	9999	9999	9999	9999	9999	9999	9999	9999	9999	9999	9999	9999	9999	9999	9999	9999	9999	9999	9999
25	9999	9999	9999	9999	9999	9999	9999	9999	9999	9999	9999	9999	9999	9999	9999	9999	9999	9999	9999	9999	9999	9999	9999	9999	9999
26	9999	9999	9999	9999	9999	9999	9999	9999	9999	9999	9999	9999	9999	9999	9999	9999	9999	9999	9999	9999	9999	9999	9999	9999	9999
27	9999	9999	9999	9999	9999	9999	9999	9999	9999	9999	9999	9999	9999	9999	9999	9999	9999	9999	9999	9999	9999	9999	9999	9999	9999
28	9999	9999	9999	9999	9999	9999	9999	9999	9999	9999	9999	9999	9999	9999	9999	9999	9999	9999	9999	9999	9999	9999	9999	9999	9999
29	9999	9999	9999	9999	9999	9999	9999	9999	9999	9999	9999	9999	9999	9999	9999	9999	9999	9999	9999	9999	9999	9999	9999	9999	9999
30	9999	9999	9999	9999	9999	9999	9999	9999	9999	9999	9999	9999	9999	9999	9999	9999	9999	9999	9999	9999	9999	9999	9999	9999	9999
31	9999	9999	9999	9999	9999	9999	9999	9999	9999	9999	9999	9999	9999	9999	9999	9999	9999	9999	9999	9999	9999	9999	9999	9999	9999

HOURLY MAX: 1ST .20 ON DAY 11 HOUR 6
2ND .18 ON DAY 6 HOUR 7

N.E. CORRIDOR HYDROCARBON STUDY
HOURLY AVERAGE REPORT
****

STATE	21	MARYLAND
AREA	120	BALTIMORE
SITE	4	B3 (READ ST.)
PARAMETER	42602	NITROGEN DIOXIDE (NO2)
UNITS	7	PARTS PER MILLION

YEAR	1980
MONTH	SEPTEMBER

	HOUR																								DAILY
DAY	00	01	02	03	04	05	06	07	08	09	10	11	12	13	14	15	16	17	18	19	20	21	22	23	AVG
1	9999	9999	9999	9999	9999	9999	9999	9999	9999	9999	9999	9999	9999	9999	9999	9999	9999	9999	9999	9999	9999	9999	9999	9999	9999
2	9999	9999	9999	9999	9999	9999	9999	9999	9999	9999	9999	9999	9999	9999	9999	9999	9999	9999	9999	9999	9999	9999	9999	9999	9999
3	9999	9999	9999	9999	9999	9999	9999	9999	9999	9999	9999	9999	9999	9999	9999	9999	9999	9999	9999	9999	9999	9999	9999	9999	9999
4	9999	9999	9999	9999	9999	9999	9999	9999	9999	9999	9999	9999	9999	9999	9999	9999	9999	9999	9999	9999	9999	9999	9999	9999	9999
5	9999	9999	9999	9999	9999	9999	9999	9999	9999	9999	9999	9999	9999	9999	9999	9999	9999	9999	9999	9999	9999	9999	9999	9999	9999
6	9999	9999	9999	9999	9999	9999	9999	9999	9999	9999	9999	9999	9999	9999	.04	.04	.03	.03	.04	.06	.05	.06	.07	.07	9999
7	.06	.06	.02	.01	.01	.01	.02	.01	.01	.01	.01	.01	.02	.02	.02	.02	.01	.02	.02	.04	.10	.14	.10	.00	.03
8	.00	.00	.02	.01	.00	.02	.05	.12	.10	.00	.00	.01	.01	9999	9999	.02	.07	.09	.06	.04	.04	.07	.06	.06	.04
9	.05	.13	.15	.08	.07	.08	.16	.27	.13	.00	9999	9999	.00	.02	.06	.08	.08	.09	.05	.05	.05	.05	.05	.04	.08
10	.02	.03	.03	.01	.01	.02	.00	.03	.06	9999	9999	.02	.03	.03	.03	.04	.03	.04	.03	.00	.03	.08	.05	.06	.03
11	.04	.02	.02	.02	.02	.00	.00	.09	.08	.07	.03	9999	.03	.03	.03	.06	.04	.07	.05	.03	.07	.08	.08	.04	.04
12	.12	.11	.07	.06	.00	.00	.00	.15	9999	9999	9999	.08	.07	.08	.07	.08	.09	.09	.07	.09	.08	.06	.10	.08	.07
13	.07	.08	.06	.05	.00	.07	.15	.10	.08	.08	9999	9999	9999	9999	9999	9999	9999	9999	9999	9999	9999	9999	9999	9999	9999
14	9999	9999	9999	9999	9999	9999	9999	9999	9999	9999	9999	9999	9999	9999	9999	9999	9999	9999	9999	9999	9999	9999	9999	9999	9999
15	9999	9999	9999	9999	9999	9999	9999	9999	9999	9999	9999	9999	9999	9999	9999	9999	9999	9999	9999	9999	9999	9999	9999	9999	9999
16	9999	9999	9999	9999	9999	9999	9999	9999	9999	9999	9999	9999	9999	9999	9999	9999	9999	9999	9999	9999	9999	9999	9999	9999	9999
17	9999	9999	9999	9999	9999	9999	9999	9999	9999	9999	9999	9999	9999	9999	9999	9999	9999	9999	9999	9999	9999	9999	9999	9999	9999
18	9999	9999	9999	9999	9999	9999	9999	9999	9999	9999	9999	9999	9999	9999	9999	9999	9999	9999	9999	9999	9999	9999	9999	9999	9999
19	9999	9999	9999	9999	9999	9999	9999	9999	9999	9999	9999	9999	9999	9999	9999	9999	9999	9999	9999	9999	9999	9999	9999	9999	9999
20	9999	9999	9999	9999	9999	9999	9999	9999	9999	9999	9999	9999	9999	9999	9999	9999	9999	9999	9999	9999	9999	9999	9999	9999	9999
21	9999	9999	9999	9999	9999	9999	9999	9999	9999	9999	9999	9999	9999	9999	9999	9999	9999	9999	9999	9999	9999	9999	9999	9999	9999
22	9999	9999	9999	9999	9999	9999	9999	9999	9999	9999	9999	9999	9999	9999	9999	9999	9999	9999	9999	9999	9999	9999	9999	9999	9999
23	9999	9999	9999	9999	9999	9999	9999	9999	9999	9999	9999	9999	9999	9999	9999	9999	9999	9999	9999	9999	9999	9999	9999	9999	9999
24	9999	9999	9999	9999	9999	9999	9999	9999	9999	9999	9999	9999	9999	9999	9999	9999	9999	9999	9999	9999	9999	9999	9999	9999	9999
25	9999	9999	9999	9999	9999	9999	9999	9999	9999	9999	9999	9999	9999	9999	9999	9999	9999	9999	9999	9999	9999	9999	9999	9999	9999
26	9999	9999	9999	9999	9999	9999	9999	9999	9999	9999	9999	9999	9999	9999	9999	9999	9999	9999	9999	9999	9999	9999	9999	9999	9999
27	9999	9999	9999	9999	9999	9999	9999	9999	9999	9999	9999	9999	9999	9999	9999	9999	9999	9999	9999	9999	9999	9999	9999	9999	9999
28	9999	9999	9999	9999	9999	9999	9999	9999	9999	9999	9999	9999	9999	9999	9999	9999	9999	9999	9999	9999	9999	9999	9999	9999	9999
29	9999	9999	9999	9999	9999	9999	9999	9999	9999	9999	9999	9999	9999	9999	9999	9999	9999	9999	9999	9999	9999	9999	9999	9999	9999
30	9999	9999	9999	9999	9999	9999	9999	9999	9999	9999	9999	9999	9999	9999	9999	9999	9999	9999	9999	9999	9999	9999	9999	9999	9999

HOURLY MAX: 1ST .27 ON DAY 9 HOUR 7
2ND .16 ON DAY 9 HOUR 6

N.E. CORRIDOR HYDROCARBON STUDY
HOURLY AVERAGE REPORT
****

STATE	21	MARYLAND
AREA	120	BALTIMORE
SITE	4	B3 (READ ST.)
PARAMETER	42601	NITRIC OXIDE (NO)
UNITS	7	PARTS PER MILLION

YEAR	1980
MONTH	SEPTEMBER

	HOUR																								DAILY
DAY	00	01	02	03	04	05	06	07	08	09	10	11	12	13	14	15	16	17	18	19	20	21	22	23	AVG
1	9999	9999	9999	9999	9999	9999	9999	9999	9999	9999	9999	9999	9999	9999	9999	9999	9999	9999	9999	9999	9999	9999	9999	9999	9999
2	9999	9999	9999	9999	9999	9999	9999	9999	9999	9999	9999	9999	9999	9999	9999	9999	9999	9999	9999	9999	9999	9999	9999	9999	9999
3	9999	9999	9999	9999	9999	9999	9999	9999	9999	9999	9999	9999	9999	9999	9999	9999	9999	9999	9999	9999	9999	9999	9999	9999	9999
4	9999	9999	9999	9999	9999	9999	9999	9999	9999	9999	9999	9999	9999	9999	9999	9999	9999	9999	9999	9999	9999	9999	9999	9999	9999
5	9999	9999	9999	9999	9999	9999	9999	9999	9999	9999	9999	9999	9999	9999	9999	9999	9999	9999	9999	9999	9999	9999	9999	9999	9999
6	9999	9999	9999	9999	9999	9999	9999	9999	9999	9999	9999	9999	9999	9999	.01	.01	.01	.01	.01	.01	.01	.01	.02	.01	9999
7	.01	.01	.01	.01	.01	.01	.01	.01	.01	.01	.01	.01	.00	.00	.00	.00	.00	.00	.00	.00	.00	.02	.05	.12	.01
8	.08	.03	.01	.01	.01	.00	.00	.00	.03	.09	.08	.03	.02	.02	9999	.02	.01	.02	.03	.02	.02	.01	.01	.01	.02
9	.01	.01	.00	.06	.06	.07	.06	.07	.10	.20	9999	.15	.10	.04	.00	.00	.00	.00	.00	.00	.00	.00	.00	.00	.04
10	.01	.01	.01	.01	.01	.01	.04	.05	.03	9999	.02	.02	.01	.01	.01	.01	.02	.01	.01	.03	.05	.02	.02	.01	.02
11	.00	.00	.00	.00	.00	.03	.12	.08	.04	.01	.01	.01	.01	.01	.02	.02	.03	.01	.01	.05	.06	.07	.07	.17	.03
12	.07	.04	.02	.03	.15	.23	.29	.12	9999	9999	9999	.02	.01	.00	.01	.01	.01	.00	.01	.00	.00	.01	.00	.00	.05
13	.00	.00	.00	.00	.09	.05	.01	.00	.00	.00	9999	9999	9999	9999	9999	9999	9999	9999	9999	9999	9999	9999	9999	9999	9999
14	9999	9999	9999	9999	9999	9999	9999	9999	9999	9999	9999	9999	9999	9999	9999	9999	9999	9999	9999	9999	9999	9999	9999	9999	9999
15	9999	9999	9999	9999	9999	9999	9999	9999	9999	9999	9999	9999	9999	9999	9999	9999	9999	9999	9999	9999	9999	9999	9999	9999	9999
16	9999	9999	9999	9999	9999	9999	9999	9999	9999	9999	9999	9999	9999	9999	9999	9999	9999	9999	9999	9999	9999	9999	9999	9999	9999
17	9999	9999	9999	9999	9999	9999	9999	9999	9999	9999	9999	9999	9999	9999	9999	9999	9999	9999	9999	9999	9999	9999	9999	9999	9999
18	9999	9999	9999	9999	9999	9999	9999	9999	9999	9999	9999	9999	9999	9999	9999	9999	9999	9999	9999	9999	9999	9999	9999	9999	9999
19	9999	9999	9999	9999	9999	9999	9999	9999	9999	9999	9999	9999	9999	9999	9999	9999	9999	9999	9999	9999	9999	9999	9999	9999	9999
20	9999	9999	9999	9999	9999	9999	9999	9999	9999	9999	9999	9999	9999	9999	9999	9999	9999	9999	9999	9999	9999	9999	9999	9999	9999
21	9999	9999	9999	9999	9999	9999	9999	9999	9999	9999	9999	9999	9999	9999	9999	9999	9999	9999	9999	9999	9999	9999	9999	9999	9999
22	9999	9999	9999	9999	9999	9999	9999	9999	9999	9999	9999	9999	9999	9999	9999	9999	9999	9999	9999	9999	9999	9999	9999	9999	9999
23	9999	9999	9999	9999	9999	9999	9999	9999	9999	9999	9999	9999	9999	9999	9999	9999	9999	9999	9999	9999	9999	9999	9999	9999	9999
24	9999	9999	9999	9999	9999	9999	9999	9999	9999	9999	9999	9999	9999	9999	9999	9999	9999	9999	9999	9999	9999	9999	9999	9999	9999
25	9999	9999	9999	9999	9999	9999	9999	9999	9999	9999	9999	9999	9999	9999	9999	9999	9999	9999	9999	9999	9999	9999	9999	9999	9999
26	9999	9999	9999	9999	9999	9999	9999	9999	9999	9999	9999	9999	9999	9999	9999	9999	9999	9999	9999	9999	9999	9999	9999	9999	9999
27	9999	9999	9999	9999	9999	9999	9999	9999	9999	9999	9999	9999	9999	9999	9999	9999	9999	9999	9999	9999	9999	9999	9999	9999	9999
28	9999	9999	9999	9999	9999	9999	9999	9999	9999	9999	9999	9999	9999	9999	9999	9999	9999	9999	9999	9999	9999	9999	9999	9999	9999
29	9999	9999	9999	9999	9999	9999	9999	9999	9999	9999	9999	9999	9999	9999	9999	9999	9999	9999	9999	9999	9999	9999	9999	9999	9999
30	9999	9999	9999	9999	9999	9999	9999	9999	9999	9999	9999	9999	9999	9999	9999	9999	9999	9999	9999	9999	9999	9999	9999	9999	9999

HOURLY MAX: 1ST .29 ON DAY 12 HOUR 6
2ND .23 ON DAY 12 HOUR 5

N.E. CORRIDOR HYDROCARBON STUDY
HOURLY AVERAGE REPORT
****

STATE	21	MARYLAND
AREA	120	BALTIMORE
SITE	4	B3 (READ ST.)
PARAMETER	42603	OXIDES OF NITROGEN (NOX)
UNITS	7	PARTS PER MILLION

YEAR	1980
MONTH	SEPTEMBER

	HOUR																								DAILY
DAY	00	01	02	03	04	05	06	07	08	09	10	11	12	13	14	15	16	17	18	19	20	21	22	23	AVG
1	9999	9999	9999	9999	9999	9999	9999	9999	9999	9999	9999	9999	9999	9999	9999	9999	9999	9999	9999	9999	9999	9999	9999	9999	9999
2	9999	9999	9999	9999	9999	9999	9999	9999	9999	9999	9999	9999	9999	9999	9999	9999	9999	9999	9999	9999	9999	9999	9999	9999	9999
3	9999	9999	9999	9999	9999	9999	9999	9999	9999	9999	9999	9999	9999	9999	9999	9999	9999	9999	9999	9999	9999	9999	9999	9999	9999
4	9999	9999	9999	9999	9999	9999	9999	9999	9999	9999	9999	9999	9999	9999	9999	9999	9999	9999	9999	9999	9999	9999	9999	9999	9999
5	9999	9999	9999	9999	9999	9999	9999	9999	9999	9999	9999	9999	9999	9999	9999	9999	9999	9999	9999	9999	9999	9999	9999	9999	9999
6	9999	9999	9999	9999	9999	9999	9999	9999	9999	9999	9999	9999	9999	9999	.05	.05	.04	.04	.05	.07	.06	.07	.09	.08	9999
7	.07	.07	.03	.02	.02	.02	.03	.02	.02	.02	.02	.02	.02	.02	.02	.02	.01	.02	.02	.04	.10	.16	.15	.12	.04
8	.08	.03	.03	.02	.01	.02	.05	.12	.13	.09	.08	.04	.03	9999	.04	.04	.08	.11	.09	.06	.06	.08	.07	.07	.06
9	.06	.14	.15	.14	.13	.15	.22	.34	.23	.20	.12	9999	.10	.06	.06	.08	.08	.09	.05	.05	.05	.05	.05	.04	.11
10	.03	.04	.04	.02	.02	.03	.04	.08	.09	.04	9999	.04	.04	.04	.04	.05	.05	.05	.04	.03	.08	.10	.07	.07	.05
11	.04	.02	.02	.02	.02	.03	.12	.17	.12	.08	.04	9999	.04	.04	.05	.08	.07	.08	.06	.08	.13	.15	.15	.21	.08
12	.19	.15	.09	.09	.15	.23	.29	.27	.40	.13	9999	.10	.08	.08	.08	.09	.10	.09	.08	.09	.08	.07	.10	.08	.14
13	.07	.08	.06	.05	.09	.12	.16	.10	.08	.08	.06	.05	.04	.04	.04	.03	.03	.04	.05	.05	9999	9999	9999	9999	.07
14	9999	9999	9999	9999	9999	9999	9999	9999	9999	9999	9999	9999	9999	9999	9999	9999	9999	9999	9999	9999	9999	9999	9999	9999	9999
15	9999	9999	9999	9999	9999	9999	9999	9999	9999	9999	9999	9999	9999	9999	9999	9999	9999	9999	9999	9999	9999	9999	9999	9999	9999
16	9999	9999	9999	9999	9999	9999	9999	9999	9999	9999	9999	9999	9999	9999	9999	9999	9999	9999	9999	9999	9999	9999	9999	9999	9999
17	9999	9999	9999	9999	9999	9999	9999	9999	9999	9999	9999	9999	9999	9999	9999	9999	9999	9999	9999	9999	9999	9999	9999	9999	9999
18	9999	9999	9999	9999	9999	9999	9999	9999	9999	9999	9999	9999	9999	9999	9999	9999	9999	9999	9999	9999	9999	9999	9999	9999	9999
19	9999	9999	9999	9999	9999	9999	9999	9999	9999	9999	9999	9999	9999	9999	9999	9999	9999	9999	9999	9999	9999	9999	9999	9999	9999
20	9999	9999	9999	9999	9999	9999	9999	9999	9999	9999	9999	9999	9999	9999	9999	9999	9999	9999	9999	9999	9999	9999	9999	9999	9999
21	9999	9999	9999	9999	9999	9999	9999	9999	9999	9999	9999	9999	9999	9999	9999	9999	9999	9999	9999	9999	9999	9999	9999	9999	9999
22	9999	9999	9999	9999	9999	9999	9999	9999	9999	9999	9999	9999	9999	9999	9999	9999	9999	9999	9999	9999	9999	9999	9999	9999	9999
23	9999	9999	9999	9999	9999	9999	9999	9999	9999	9999	9999	9999	9999	9999	9999	9999	9999	9999	9999	9999	9999	9999	9999	9999	9999
24	9999	9999	9999	9999	9999	9999	9999	9999	9999	9999	9999	9999	9999	9999	9999	9999	9999	9999	9999	9999	9999	9999	9999	9999	9999
25	9999	9999	9999	9999	9999	9999	9999	9999	9999	9999	9999	9999	9999	9999	9999	9999	9999	9999	9999	9999	9999	9999	9999	9999	9999
26	9999	9999	9999	9999	9999	9999	9999	9999	9999	9999	9999	9999	9999	9999	9999	9999	9999	9999	9999	9999	9999	9999	9999	9999	9999
27	9999	9999	9999	9999	9999	9999	9999	9999	9999	9999	9999	9999	9999	9999	9999	9999	9999	9999	9999	9999	9999	9999	9999	9999	9999
28	9999	9999	9999	9999	9999	9999	9999	9999	9999	9999	9999	9999	9999	9999	9999	9999	9999	9999	9999	9999	9999	9999	9999	9999	9999
29	9999	9999	9999	9999	9999	9999	9999	9999	9999	9999	9999	9999	9999	9999	9999	9999	9999	9999	9999	9999	9999	9999	9999	9999	9999
30	9999	9999	9999	9999	9999	9999	9999	9999	9999	9999	9999	9999	9999	9999	9999	9999	9999	9999	9999	9999	9999	9999	9999	9999	9999

HOURLY MAX: 1ST .40 ON DAY 12 HOUR 8
2ND .34 ON DAY 9 HOUR 7

N.E. CORRIDOR HYDROCARBON STUDY
HOURLY AVERAGE REPORT
****

STATE	21	MARYLAND
AREA	120	BALTIMORE
SITE	18	B5 (22ND ST.)
PARAMETER	43201	METHANE (CH4)
UNITS	7.	PARTS PER MILLION

YEAR	1980
MONTH	JUNE

DAY	HOUR 00	01	02	03	04	05	06	07	08	09	10	11	12	13	14	15	16	17	18	19	20	21	22	23	DAILY AVG
1	9999	1.79	1.81	1.85	1.86	1.85	1.79	1.73	1.68	1.68	1.68	1.57	1.55	1.57	1.59	1.59	1.61	1.63	1.68	1.74	1.86	1.66	1.65	1.65	1.70
2	1.74	1.76	1.74	1.77	1.79	1.77	1.78	1.69	1.68	1.62	1.58	1.58	1.58	1.46	1.48	1.48	1.48	1.40	1.40	1.46	1.48	1.51	1.57	1.77	1.61
3	2.19	2.08	2.00	2.16	1.89	1.85	1.72	1.64	1.57	1.51	1.47	1.58	1.59	1.59	1.58	1.57	1.61	1.62	1.65	1.66	1.64	1.59	1.59	1.65	1.71
4	1.56	1.57	1.67	1.67	1.64	1.61	1.60	1.57	1.55	1.56	1.54	1.58	1.58	1.59	1.61	1.61	1.61	1.52	1.51	1.56	1.63	1.61	1.73	1.80	1.60
5	1.57	1.58	1.57	1.55	1.54	1.55	1.52	1.53	1.53	1.49	1.46	1.48	1.44	1.48	1.48	1.50	9999	1.52	1.57	1.59	1.87	2.23	2.33	2.20	1.63
6	2.42	2.51	2.48	2.51	2.41	2.36	2.80	1.96	1.70	1.80	9999	1.85	1.75	1.62	1.65	1.63	1.62	1.63	1.67	1.71	1.72	1.72	1.66	1.77	1.95
7	1.82	1.85	1.76	1.79	1.76	1.77	1.68	1.66	1.62	1.59	1.55	1.54	1.55	1.53	1.56	1.54	1.61	1.62	1.63	1.64	1.61	1.58	1.60	1.87	1.66
8	1.95	2.47	2.00	1.87	1.91	2.46	3.27	2.23	1.66	1.56	1.52	1.52	1.52	1.56	1.56	1.55	1.56	1.55	1.55	1.56	1.47	1.49	1.50	1.53	1.78
9	1.53	1.56	1.60	1.60	1.60	1.63	1.57	1.57	1.56	1.56	1.56	1.55	1.56	1.58	1.58	1.61	1.53	1.51	1.53	1.55	1.54	1.54	1.55	1.60	1.57
10	1.65	1.62	1.67	1.64	1.63	1.68	1.66	1.62	1.66	9999	1.65	1.55	1.55	1.54	1.55	1.54	1.56	1.55	1.54	1.58	1.62	1.73	1.85	1.89	1.63
11	1.95	1.94	2.13	1.93	1.75	1.73	1.76	1.66	1.60	1.55	1.56	1.55	1.55	1.53	1.53	1.53	1.52	1.53	1.53	1.51	1.90	2.02	2.25	2.36	1.74
12	2.29	2.41	2.48	2.42	2.39	2.36	2.17	2.07	2.24	1.98	9999	1.87	1.89	1.88	1.85	1.77	1.78	1.77	1.80	1.95	2.03	2.01	2.18	2.70	2.10
13	2.68	2.70	2.58	2.51	2.42	2.19	2.13	2.08	1.86	1.83	1.83	1.92	1.89	1.84	1.84	1.81	1.82	1.86	1.88	1.90	2.06	2.56	2.41	2.13	2.11
14	2.03	2.02	2.03	2.29	2.16	2.10	2.36	2.30	2.06	1.91	1.82	1.78	1.77	1.75	1.72	1.74	1.73	1.73	1.73	1.80	2.05	1.94	1.95	2.12	1.95
15	2.04	2.01	2.40	2.20	2.16	2.29	2.19	1.92	1.80	1.78	1.77	1.80	1.82	1.86	1.87	1.96	1.64	1.63	1.59	1.66	1.79	1.77	1.69	1.64	1.89
16	1.73	1.75	1.70	1.65	1.68	1.72	1.81	1.75	1.77	1.00	1.02	1.06	1.07	1.05	1.05	9999	.93	.89	.90	.92	.95	.98	.96	.95	1.27
17	.99	.99	1.07	1.15	1.11	1.19	1.09	1.04	1.00	.97	9999	1.13	1.12	1.12	1.12	1.13	1.14	1.20	1.16	1.19	1.35	1.34	1.57	2.31	1.19
18	2.24	2.16	2.50	2.33	2.23	2.22	2.25	1.39	1.23	1.25	9999	1.82	1.84	1.84	1.84	1.85	1.82	1.80	1.80	1.95	2.41	2.04	2.19	2.27	1.97
19	2.17	1.96	2.49	2.62	2.64	2.48	1.99	2.01	2.04	1.95	1.82	1.81	1.78	9999	1.87	1.87	1.86	1.88	1.94	1.99	1.90	1.84	1.86	1.88	2.03
20	1.89	1.86	1.80	1.82	1.83	1.89	9999	1.85	1.83	1.78	1.79	1.84	1.81	1.85	1.84	1.82	1.82	1.82	1.80	1.85	1.88	1.89	1.94	1.96	1.85
21	1.96	1.97	1.95	1.95	1.96	1.92	1.91	1.88	1.83	1.83	1.81	9999	1.82	1.82	1.82	1.81	1.81	1.81	1.82	1.93	1.98	2.13	2.16	2.20	1.92
22	2.41	2.49	2.75	2.71	2.82	2.52	2.27	2.03	1.98	1.90	9999	1.89	1.90	1.91	1.90	1.94	1.94	1.89	1.83	1.93	2.05	2.32	2.54	2.75	2.20
23	3.09	3.30	3.34	3.33	3.23	3.33	3.18	2.16	2.10	2.06	2.14	1.98	1.88	1.88	1.87	1.84	1.84	1.87	1.84	1.89	1.89	1.96	1.95	1.97	2.33
24	1.91	1.98	2.12	2.56	2.57	2.18	2.01	2.08	2.20	1.91	1.88	1.88	1.85	1.83	1.82	1.83	1.82	1.88	1.87	1.84	1.83	1.87	2.21	2.11	2.00
25	1.94	1.91	2.03	2.01	2.27	2.31	2.39	2.27	2.43	9999	1.80	1.64	1.60	1.56	1.58	1.59	1.58	1.61	1.64	1.64	1.63	1.63	1.64	1.62	1.84
26	1.65	1.82	1.97	1.96	1.71	1.67	1.67	1.60	1.59	9999	1.12	1.11	1.11	1.10	1.07	1.08	1.06	1.17	1.17	1.20	1.23	1.28	1.93	2.10	1.45
27	1.92	1.76	1.48	1.44	1.42	1.36	1.32	1.28	1.32	1.26	9999	1.76	1.75	1.70	1.72	1.73	1.71	1.75	1.81	1.86	1.89	1.94	2.13	2.26	1.68
28	2.09	1.97	1.94	1.96	1.94	1.90	1.85	1.82	1.80	9999	1.79	1.79	1.78	1.85	1.84	1.85	1.79	1.81	1.75	1.83	1.83	1.90	1.90	1.83	1.86
29	1.87	1.95	2.02	1.69	1.72	1.92	1.77	1.79	2.04	1.90	1.90	1.75	1.94	2.06	1.93	1.73	9999	1.62	1.85	1.83	1.83	1.77	1.81	1.85	1.85
30	1.88	1.87	1.85	1.61	1.63	1.68	1.66	1.70	1.68	9999	1.11	1.14	1.16	1.17	1.17	1.23	1.21	1.22	1.23	1.28	1.34	1.37	1.43	1.45	1.44

HOURLY MAX: 1ST 3.34 ON DAY 23 HOUR 2
2ND 3.33 ON DAY 23 HOUR 3

N.E. CORRIDOR HYDROCARBON STUDY
HOURLY AVERAGE REPORT
****

STATE	21	MARYLAND
AREA	120	BALTIMORE
SITE	18	B5 (22ND ST.)
PARAMETER	43102	NON-METHANE HYDROCARBONS
UNITS	7	PARTS PER MILLION

YEAR 1980
MONTH JUNE

DAY	HOUR 00	01	02	03	04	05	06	07	08	09	10	11	12	13	14	15	16	17	18	19	20	21	22	23	DAILY AVG
1	[redacted]	.42	.21	.39	.27	.27	.24	.18	.09	.21	.12	.03	.00	.03	.03	.06	.12	.15	.42	.93	1.26	.69	.30	.21	.45
2	.27	.21	.24	.15	.15	.33	.42	.84	.51	.48	.45	.27	.06	.15	.15	.57	.30	.00	.00	.00	.06	.15	.48	.81	.29
3	1.35	.90	.57	.84	.51	.36	1.20	1.02	.60	.21	.09	9999	.78	.72	.87	.90	.99	.78	.72	.66	.60	.48	.51	.69	.71
4	.48	.60	.57	.45	.48	.51	.63	.81	.60	9999	9999	9999	9999	9999	9999	9999	9999	9999	9999	9999	9999	9999	9999	9999	9999
5	9999	9999	9999	9999	9999	9999	9999	9999	9999	9999	9999	9999	9999	9999	9999	9999	9999	.54	.84	.96	1.68	2.49	2.46	1.86	9999
6	1.86	1.89	1.68	1.56	1.71	2.37	3.06	1.92	.90	1.05	1.20	1.08	1.02	.66	.93	.63	.57	.63	.48	.48	1.05	1.23	.90	.96	1.24
7	.90	.66	.57	.48	.45	.54	.48	.45	.51	.51	.42	.36	.42	.54	.54	9999	.54	.45	.57	.54	.60	.66	.81	1.14	.57
8	1.08	1.02	1.05	1.08	1.17	1.95	1.92	1.05	.54	.57	.33	.33	.21	.24	.36	.18	.24	.18	.27	.27	.45	.33	.42	.24	.65
9	.45	.39	.45	.57	.42	.42	.48	.57	.36	.33	.24	9999	.51	.57	.57	.69	.75	.66	.66	.69	.72	.66	.60	.60	.54
10	1.77	.75	.78	.81	.81	.93	1.23	1.47	1.41	9999	9999	.69	.69	.84	1.02	.78	.90	.78	.75	1.35	1.23	1.35	1.29	1.62	1.06
11	1.41	1.41	1.41	.96	1.26	1.17	1.11	1.32	1.26	1.29	.78	.84	.96	.93	.93	.84	.72	.69	.69	9999	.63	.90	.99	.90	1.02
12	.84	.90	.78	.66	1.08	.93	.99	1.08	1.20	.75	9999	.24	.39	.27	.33	.33	.24	.18	.15	.36	.18	.75	.69	1.08	.63
13	1.02	.93	.66	.60	.69	.78	.81	1.20	.66	.45	.39	.39	.42	.21	.24	.30	.24	.18	.30	.54	.54	1.32	1.20	.63	.61
14	.54	.42	.39	.54	.39	.21	.39	.30	.54	.24	.30	.00	.03	.06	.00	.12	.00	.03	.18	.42	.99	.57	.66	.78	.34
15	.69	.57	.93	.90	.57	.54	.69	.30	.21	.21	.09	.15	.12	.24	.18	.24	.06	.09	.03	.33	.60	.54	.18	.21	.36
16	.21	.12	.15	.18	.21	.39	.51	.57	.36	9999	.33	.54	.51	.54	9999	9999	.63	.39	.39	.60	.45	.48	.39	.36	.40
17	.36	.30	.24	.36	.42	.42	.42	.54	.30	.30	9999	.24	.51	.18	.33	.54	.18	.33	.39	.36	.45	.57	.93	1.59	.45
18	1.17	1.08	1.23	1.17	.93	1.26	1.89	1.08	.54	9999	.15	.21	.24	.06	.27	.00	.00	.00	.00	.00	.21	.00	.00	.33	.51
19	.21	.00	.24	.39	.51	.57	.36	.78	.57	.39	.06	.00	9999	9999	.06	.09	.00	.00	.03	.00	.06	.06	.09	9999	.21
20	.00	.00	.00	.00	.00	.15	.27	.06	.06	9999	9999	.00	.00	.00	.00	.00	.00	.00	.00	.00	.00	.00	.00	.00	.02
21	.00	.00	.00	.00	.00	.00	.00	.00	.00	.00	.00	9999	.00	.00	.00	.00	.00	.00	.00	.00	.00	.09	.15	.30	.02
22	.00	.00	.06	.00	.00	.00	.00	.00	.00	.00	9999	.00	.00	.00	.00	.00	.00	.00	.00	.00	.00	.00	.36	.36	.03
23	.48	.42	.27	.15	.06	.66	.81	.09	.00	.00	.15	.09	.00	.00	.06	.15	.00	.00	.00	.00	.00	.00	.00	.03	.14
24	.00	.03	.09	.15	.09	.27	.21	.60	.63	9999	.15	.09	.27	.00	.00	.06	.06	.09	.00	.00	.39	.00	.27	.33	.16
25	.00	.00	.12	.09	.21	.48	.72	.84	1.11	1.17	.57	.18	.18	.00	.00	.00	.00	.00	.00	.00	.00	.00	.00	.00	.24
26	.00	.21	.39	.27	.06	.09	.00	.00	.18	9999	.00	.00	.00	.00	.00	.00	.00	.00	.00	.00	.00	.18	1.20	1.11	.16
27	.69	.48	.00	.00	.00	.00	.03	.12	.00	.03	9999	.00	.00	.00	.00	.00	.00	.00	.00	.00	.00	.00	.30	.36	.09
28	.00	.00	.00	.00	.00	.00	.00	.00	.00	9999	.00	.00	.00	.00	.00	.00	.00	.00	.00	.00	.00	.00	.00	.00	.00
29	.00	.00	.00	.00	.00	.00	.00	.00	.03	.00	.00	.00	.00	.00	.00	.00	9999	.27	.36	.27	.24	.27	.39	.36	.10
30	.48	.24	.09	.21	.15	.06	.09	.30	.21	9999	.00	.00	.00	.00	.00	.00	.00	.00	.00	.00	.00	.00	.00	.00	.08

HOURLY MAX: 1ST 4.08 ON DAY 1 HOUR 0
2ND 3.06 ON DAY 6 HOUR 6

N.E. CORRIDOR HYDROCARBON STUDY
HOURLY AVERAGE REPORT
****

STATE	21	MARYLAND
AREA	120	BALTIMORE
SITE	18	B5 (22ND ST.)
PARAMETER	43201	METHANE (CH4)
UNITS	7	PARTS PER MILLION

YEAR 1980
MONTH JULY

DAY	HOUR 00	01	02	03	04	05	06	07	08	09	10	11	12	13	14	15	16	17	18	19	20	21	22	23	DAILY AVG
1	9999	1.64	1.70	1.73	1.78	1.69	1.65	1.60	1.63	1.62	9999	1.46	1.51	1.54	1.55	1.64	1.60	1.58	1.59	1.63	1.63	1.68	1.63	1.54	1.62
2	1.57	1.61	1.67	1.65	1.70	1.74	1.73	1.71	1.74	1.68	9999	1.67	1.65	1.66	1.66	1.66	1.60	1.63	1.69	1.87	2.01	2.00	2.01	1.97	1.73
3	1.84	1.80	1.82	2.27	2.31	2.80	2.70	1.86	1.87	1.79	9999	1.88	1.84	1.83	1.84	1.85	1.87	1.85	1.86	1.76	1.75	1.81	1.69	1.67	1.94
4	1.71	1.71	1.77	1.79	1.81	1.83	1.82	1.79	1.77	1.82	1.75	9999	1.71	1.69	1.68	1.65	1.80	1.92	2.12	2.36	2.66	2.42	2.10	2.18	1.91
5	2.82	3.15	3.43	3.11	3.28	3.45	2.66	2.24	2.49	2.32	2.03	9999	1.65	1.63	1.61	1.64	1.64	1.61	1.61	1.61	1.61	1.66	1.66	1.71	2.20
6	1.74	1.77	1.79	1.77	1.71	1.72	1.71	1.68	1.62	1.60	1.62	1.64	1.66	1.64	1.64	1.67	1.68	1.73	1.59	1.73	9999	1.93	1.91	1.77	1.71
7	1.79	1.91	1.94	1.82	1.84	9999	9999	9999	9999	9999	9999	9999	1.66	1.66	1.66	1.64	1.64	1.63	1.63	1.71	1.87	1.76	1.76	1.77	9999
8	1.72	1.74	1.72	1.78	1.74	1.84	1.85	1.92	1.84	1.78	9999	1.65	1.57	1.61	1.59	1.64	1.61	1.59	1.53	1.58	1.60	1.64	1.65	1.64	1.69
9	1.68	1.72	1.64	1.65	1.68	1.74	1.77	9999	9999	9999	9999	9999	9999	1.48	1.51	1.50	1.49	1.49	1.55	1.62	1.68	1.61	1.49	1.45	1.60
10	1.55	1.50	1.48	1.49	1.52	1.46	1.49	1.49	1.47	9999	1.60	1.54	1.52	1.53	1.56	1.63	1.60	1.83	2.49	2.45	2.70	2.82	2.35	1.85	1.78
11	1.74	2.00	1.90	2.03	2.10	2.16	1.89	1.83	1.70	1.65	9999	1.67	1.68	1.65	1.68	1.69	1.70	1.67	1.65	1.70	1.77	1.74	1.73	1.78	1.79
12	1.82	1.78	1.74	1.79	1.81	1.82	1.82	1.79	1.65	1.62	9999	1.62	1.60	1.62	1.63	1.62	1.65	1.67	1.69	1.75	1.91	1.90	1.89	1.96	1.75
13	1.92	1.91	2.00	2.02	1.99	1.87	1.86	1.86	1.84	1.83	1.78	9999	1.73	1.67	1.73	1.69	1.68	1.62	1.69	1.84	1.98	1.80	1.76	2.18	1.84
14	2.48	2.37	2.13	2.23	2.06	1.96	9999	9999	9999	9999	1.76	1.61	9999	9999	9999	9999	9999	9999	9999	9999	9999	9999	9999	9999	9999
15	9999	9999	9999	9999	9999	9999	9999	9999	9999	9999	1.66	1.64	1.64	1.64	1.64	1.64	1.63	1.66	1.70	1.85	1.92	1.98	1.88	1.86	9999
16	1.86	1.87	1.90	1.86	1.79	1.83	1.83	1.82	1.78	1.67	9999	1.67	1.71	1.73	1.69	1.51	1.42	.83	.67	1.76	1.83	1.81	1.77	1.74	1.67
17	1.79	1.89	1.95	2.25	2.73	3.35	2.63	2.20	1.76	1.87	1.74	1.87	1.89	1.09	9999	9999	.00	.00	.13	.19	.45	.43	.29	.06	1.39
18	.00	.00	.00	.00	.00	.00	.00	.00	.00	.00	.00	.00	.00	.00	.00	9999	9999	9999	9999	9999	9999	9999	9999	9999	9999
19	9999	9999	9999	9999	9999	9999	9999	9999	9999	9999	9999	9999	9999	9999	9999	9999	9999	9999	9999	9999	9999	9999	9999	9999	9999
20	9999	9999	9999	9999	9999	9999	9999	9999	9999	9999	9999	9999	9999	9999	9999	9999	9999	9999	9999	9999	9999	9999	9999	9999	9999
21	9999	9999	9999	9999	9999	9999	9999	9999	9999	9999	9999	9999	9999	9999	9999	9999	9999	9999	9999	9999	9999	9999	9999	9999	9999
22	9999	9999	9999	9999	9999	9999	9999	9999	9999	9999	9999	9999	9999	9999	9999	9999	9999	9999	9999	9999	9999	9999	9999	9999	9999
23	9999	9999	9999	9999	9999	9999	9999	9999	9999	9999	9999	9999	9999	9999	9999	9999	9999	9999	9999	9999	9999	9999	9999	9999	9999
24	9999	9999	9999	9999	9999	9999	9999	9999	9999	9999	9999	9999	9999	9999	9999	9999	9999	9999	9999	9999	9999	9999	9999	9999	9999
25	9999	9999	9999	9999	9999	9999	9999	9999	9999	9999	9999	9999	9999	9999	9999	9999	9999	9999	9999	9999	9999	9999	9999	9999	9999
26	9999	9999	9999	9999	9999	9999	9999	9999	9999	9999	9999	9999	9999	9999	9999	9999	9999	9999	9999	9999	9999	9999	9999	9999	9999
27	9999	9999	9999	9999	9999	9999	9999	9999	9999	9999	9999	9999	9999	9999	9999	9999	9999	9999	9999	9999	9999	9999	9999	9999	9999
28	9999	9999	9999	9999	9999	9999	9999	9999	9999	9999	9999	9999	9999	9999	9999	9999	9999	9999	9999	9999	9999	9999	9999	9999	9999
29	9999	9999	9999	9999	9999	9999	9999	9999	9999	9999	9999	9999	9999	9999	9999	9999	9999	9999	9999	9999	9999	9999	9999	9999	9999
30	9999	9999	9999	9999	9999	9999	9999	9999	9999	9999	9999	9999	9999	9999	9999	9999	9999	9999	9999	1.73	1.71	1.66	1.75	1.84	9999
31	1.90	1.93	2.14	2.28	2.29	2.18	2.05	1.89	1.80	1.74	1.68	1.75	1.74	1.76	1.77	1.79	1.89	1.86	1.90	2.06	2.14	2.12	2.10	2.11	1.95

HOURLY MAX: 1ST 3.45 ON DAY 5 HOUR 5
2ND 3.43 ON DAY 5 HOUR 2

N.E. CORRIDOR HYDROCARBON STUDY
HOURLY AVERAGE REPORT
****

STATE	21	MARYLAND
AREA	120	BALTIMORE
SITE	18	B5 (22ND ST.)
PARAMETER	43102	NON-METHANE HYDROCARBONS
UNITS	7	PARTS PER MILLION

YEAR 1980
MONTH JULY

DAY	HOUR 00	01	02	03	04	05	06	07	08	09	10	11	12	13	14	15	16	17	18	19	20	21	22	23	DAILY AVG
1	9999	.48	.51	.54	.69	.69	.78	.87	.75	.69	9999	.54	.54	.60	.57	.69	.48	.51	.54	.57	.66	.63	.87	.54	.62
2	.57	.51	.45	.48	.57	.57	.63	.93	.84	.66	9999	.57	.54	.51	.51	.57	.42	.39	.57	1.02	1.17	.84	.75	.69	.64
3	.39	.36	.42	1.65	1.05	1.23	1.08	.84	.84	1.05	9999	.75	.81	.75	.87	.99	.87	.81	.84	.75	.63	.75	.63	.48	.82
4	.39	.33	.36	.42	.39	.42	.39	.33	.33	.33	.27	.42	.39	.33	.39	.36	.45	.57	.66	.87	1.29	1.50	1.29	1.26	.57
5	1.92	2.19	2.22	1.83	1.65	1.56	1.08	.81	.87	.78	.54	9999	.30	.27	.63	.30	.33	.30	.27	.30	.39	.39	.33	.30	.85
6	.39	.39	.39	.30	.21	.21	.24	.15	.15	.15	.18	.30	.18	.15	.18	.27	.21	.24	.30	.33	9999	1.02	.99	.57	.33
7	.51	.57	.60	.48	.45	9999	9999	9999	9999	9999	9999	9999	.54	.48	.51	.57	.51	.51	.45	.78	.69	.90	.75	.66	9999
8	.57	.54	.45	.48	.48	.66	.90	1.53	1.26	1.02	9999	.39	.09	.24	.42	.66	.36	.15	.03	.69	.18	.30	.27	.12	.51
9	.09	.09	.00	.00	.03	.06	.39	9999	9999	9999	9999	9999	9999	.63	.75	.75	.75	.66	.69	.96	1.11	.87	.78	.84	.53
10	.93	.69	.63	1.05	.78	.78	.90	1.20	.96	9999	.90	.84	.84	.90	.90	.99	.90	.84	1.08	1.26	1.71	2.22	1.83	1.05	1.05
11	1.02	1.05	1.08	1.14	1.14	1.62	1.47	1.50	1.32	1.05	9999	.69	.72	.72	.69	.72	.69	.75	.63	.78	.96	.84	.87	.81	.97
12	.78	.69	.69	.63	.63	.69	.69	.66	.51	.48	.51	.57	.63	.54	.57	.57	.57	.66	.75	.69	.75	.78	.84	.84	.66
13	.72	.75	.72	.60	.51	.42	.42	.36	.45	.42	.36	.51	.51	.54	.54	.60	.60	.57	.69	.81	.87	.78	.87	1.35	.62
14	1.74	1.23	1.11	1.14	1.05	1.20	1.11	1.29	1.11	9999	1.20	.78	.75	.72	.66	.66	.60	.63	.72	.69	.78	.90	.75	.72	.94
15	.63	.63	.60	.63	.69	.72	.84	1.11	.87	.87	.90	.90	.93	.93	.99	1.14	1.17	1.11	1.20	1.38	.96	1.08	1.05	.90	.93
16	.81	.81	.69	.63	.72	.78	1.05	1.44	1.38	.96	9999	.99	.84	.75	.87	1.08	.87	1.62	1.89	.72	.69	.93	.93	.69	.96
17	.57	.72	.75	.93	1.56	2.01	1.44	1.38	.84	1.05	9999	.84	.81	1.41	9999	9999	9999	[redacted]							1.63
18	[redacted]														9999	9999	9999	9999	9999	9999	9999	9999	9999	9999	9999
19	9999	9999	9999	9999	9999	9999	9999	9999	9999	9999	9999	9999	9999	9999	9999	9999	9999	9999	9999	9999	9999	9999	9999	9999	9999
20	9999	9999	9999	9999	9999	9999	9999	9999	9999	9999	9999	9999	9999	9999	9999	9999	9999	9999	9999	9999	9999	9999	9999	9999	9999
21	9999	9999	9999	9999	9999	9999	9999	9999	9999	9999	9999	9999	9999	9999	9999	9999	9999	9999	9999	9999	9999	9999	9999	9999	9999
22	9999	9999	9999	9999	9999	9999	9999	9999	9999	9999	9999	9999	9999	9999	9999	9999	9999	9999	9999	9999	9999	9999	9999	9999	9999
23	9999	9999	9999	9999	9999	9999	9999	9999	9999	9999	9999	9999	9999	9999	9999	9999	9999	9999	9999	9999	9999	9999	9999	9999	9999
24	9999	9999	9999	9999	9999	9999	9999	9999	9999	9999	9999	9999	9999	9999	9999	9999	9999	9999	9999	9999	9999	9999	9999	9999	9999
25	9999	9999	9999	9999	9999	9999	9999	9999	9999	9999	9999	9999	9999	9999	9999	9999	9999	9999	9999	9999	9999	9999	9999	9999	9999
26	9999	9999	9999	9999	9999	9999	9999	9999	9999	9999	9999	9999	9999	9999	9999	9999	9999	9999	9999	9999	9999	9999	9999	9999	9999
27	9999	9999	9999	9999	9999	9999	9999	9999	9999	9999	9999	9999	9999	9999	9999	9999	9999	9999	9999	9999	9999	9999	9999	9999	9999
28	9999	9999	9999	9999	9999	9999	9999	9999	9999	9999	9999	9999	9999	9999	9999	9999	9999	9999	9999	9999	9999	9999	9999	9999	9999
29	9999	9999	9999	9999	9999	9999	9999	9999	9999	9999	9999	9999	9999	9999	9999	9999	9999	9999	9999	9999	9999	9999	9999	9999	9999
30	9999	9999	9999	9999	9999	9999	9999	9999	9999	9999	9999	9999	9999	9999	9999	9999	9999	9999	9999	.48	.72	.93	.75	1.02	9999
31	.90	.69	.42	.36	.39	.60	1.14	1.17	.93	.90	.75	.48	.33	.33	.36	.48	9999	.36	.33	.48	.42	.45	.39	.42	.57

HOURLY MAX: 1ST 3.45 ON DAY 18 HOUR 2
2ND 3.30 ON DAY 18 HOUR 3

N.E. CORRIDOR HYDROCARBON STUDY
HOURLY AVERAGE REPORT
****

STATE	21	MARYLAND
AREA	120	BALTIMORE
SITE	18	B5 (22ND ST.)
PARAMETER	43201	METHANE (CH4)
UNITS	7	PARTS PER MILLION

YEAR 1980
MONTH AUGUST

DAY	00	01	02	03	04	05	06	07	08	09	10	11	12	13	14	15	16	17	18	19	20	21	22	23	DAILY AVG
													HOUR												
1	1.97	2.01	2.11	2.13	2.10	2.20	2.72	2.23	2.09	1.91	2.01	1.75	1.66	1.85	9999	1.85	1.79	1.71	1.77	1.75	1.59	1.83	1.75	1.79	1.94
2	1.82	1.80	1.89	1.88	1.93	1.99	1.96	1.75	1.77	1.82	1.82	1.79	1.82	9999	1.72	1.77	1.63	1.62	1.91	1.94	1.94	1.69	1.83	1.60	1.81
3	1.50	1.66	1.75	1.71	1.83	1.94	1.67	1.65	1.84	1.82	9999	1.77	1.61	1.43	1.63	1.75	1.74	1.80	1.86	1.83	2.04	2.03	1.99	1.85	1.77
4	1.89	1.93	1.91	1.89	1.93	2.00	1.94	1.84	1.85	1.84	1.76	1.74	1.64	9999	1.68	1.66	1.86	1.91	1.86	1.96	1.97	1.88	1.91	2.03	1.86
5	1.99	2.14	1.95	1.92	1.99	2.09	2.03	1.96	1.84	1.72	1.85	9999	1.80	1.80	1.85	1.80	1.81	1.84	1.92	2.07	1.80	1.83	1.78	1.93	1.90
6	2.18	2.01	1.89	1.95	2.15	2.06	2.03	1.97	1.76	1.70	1.63	9999	1.73	1.72	1.70	1.60	1.63	1.77	1.84	1.85	1.90	1.83	1.90	1.87	1.86
7	1.97	2.05	1.99	1.90	1.95	1.75	1.95	1.95	1.93	1.74	1.70	1.65	1.86	1.93	9999	1.69	1.78	1.79	1.83	1.94	1.77	1.80	1.79	1.83	1.85
8	1.89	1.93	2.42	2.23	2.05	2.03	2.07	1.90	1.84	1.72	1.73	9999	9999	1.36	1.42	1.50	1.41	1.66	1.63	1.65	1.74	1.73	1.70	1.89	1.80
9	1.77	1.70	1.73	1.72	1.70	1.66	1.74	1.66	1.67	1.59	1.65	1.61	1.64	9999	1.77	1.47	1.73	1.76	1.77	1.82	1.93	1.94	1.90	1.84	1.73
10	1.90	2.05	2.09	2.17	1.91	2.02	2.09	2.01	1.94	1.92	1.90	1.88	1.89	9999	1.87	1.86	1.83	1.82	1.82	1.81	1.86	1.70	1.71	2.05	1.92
11	2.00	2.01	1.78	1.84	1.89	1.98	2.07	1.88	1.78	1.86	1.86	1.87	9999	9999	1.76	1.85	1.81	1.83	1.83	1.83	1.81	1.95	1.93	1.71	1.87
12	1.75	1.74	1.64	2.20	2.06	2.07	1.83	1.93	1.80	1.61	1.62	9999	9999	1.71	1.76	1.70	1.76	1.64	1.75	1.76	1.73	1.88	1.87	1.89	1.80
13	1.77	1.81	1.72	1.83	1.83	1.78	1.83	1.75	1.73	1.71	9999	9999	1.71	1.70	1.70	1.71	1.72	1.70	1.73	1.77	2.09	2.44	2.44	2.56	1.87
14	2.55	2.55	2.56	2.71	2.72	2.71	2.74	2.41	2.03	1.98	1.87	1.77	9999	9999	1.64	1.63	1.64	1.75	1.84	1.61	1.86	1.82	1.77	1.84	2.09
15	1.93	1.80	1.79	1.92	1.98	1.89	1.85	1.73	1.53	9999	1.76	1.50	1.65	1.71	1.61	1.69	1.54	1.60	1.62	1.72	1.73	1.65	1.75	1.77	1.73
16	1.79	1.69	1.66	1.77	1.70	1.75	9999	9999	9999	9999	9999	1.70	1.71	1.70	1.72	1.75	1.81	1.81	1.84	1.86	1.95	2.02	1.78	1.74	1.78
17	1.74	1.78	1.79	1.85	1.79	1.79	1.77	1.78	1.63	1.64	1.61	1.65	1.70	1.72	1.71	1.70	1.74	1.75	1.81	1.76	1.74	1.73	1.76	1.77	1.74
18	1.78	1.78	1.86	2.02	1.91	1.92	1.87	1.86	1.89	1.93	2.00	2.02	1.98	1.97	2.02	2.03	1.80	1.80	1.77	1.79	1.89	2.01	2.07	1.91	1.91
19	1.90	2.04	1.98	1.97	2.01	2.00	1.94	1.93	2.01	1.97	1.91	2.26	1.98	1.79	1.75	1.69	1.71	1.72	1.76	1.93	2.26	2.04	2.40	2.57	1.98
20	2.74	2.10	1.88	1.75	1.76	1.84	1.96	2.00	1.91	1.85	1.78	1.66	1.67	1.68	1.65	1.75	1.76	1.83	1.91	2.07	1.97	1.96	1.78	1.78	1.88
21	1.85	1.91	1.79	1.82	1.87	1.84	1.97	1.95	1.87	1.72	1.66	1.68	1.58	1.61	1.46	1.55	1.57	1.58	1.60	1.64	1.86	1.75	1.75	1.71	1.73
22	1.82	1.80	1.81	2.11	2.03	1.89	1.83	1.96	1.79	1.72	1.71	1.68	1.75	1.69	1.70	1.75	1.70	1.76	1.79	1.81	1.84	1.87	1.98	2.13	1.83
23	2.33	2.24	2.11	2.39	2.29	2.23	2.06	2.12	1.77	1.64	1.54	1.65	1.59	1.36	1.60	1.64	1.59	1.65	1.63	1.57	1.66	1.71	1.40	1.77	1.81
24	1.82	2.08	2.10	2.46	2.15	2.15	1.93	1.79	1.66	1.69	1.65	1.58	1.72	1.73	1.66	1.61	1.62	1.61	1.67	1.71	1.92	2.05	2.00	1.99	1.85
25	1.98	1.86	2.04	2.07	1.99	1.98	1.94	1.86	1.80	1.70	1.72	1.74	1.72	1.72	1.69	1.75	1.70	1.49	1.76	1.98	2.15	2.31	2.38	2.02	1.89
26	1.98	2.21	1.82	1.87	1.89	1.88	1.86	1.85	1.67	1.66	1.66	1.66	1.69	1.69	9999	1.67	1.70	1.75	1.79	1.92	1.96	2.24	2.54	2.55	1.89
27	2.45	2.51	2.28	2.36	2.41	2.29	2.11	1.88	1.63	1.72	1.71	9999	1.66	1.65	1.66	1.71	1.73	1.72	1.74	1.82	2.18	2.18	2.46	2.55	2.02
28	2.45	2.33	2.03	2.32	2.39	2.38	2.17	2.12	2.05	1.93	1.82	1.79	9999	1.84	1.91	2.02	1.95	1.92	1.91	2.02	2.21	2.23	2.53	2.62	2.13
29	2.81	2.88	2.75	2.83	2.39	2.15	2.17	2.12	2.08	9999	2.07	1.99	1.92	1.92	1.72	1.76	1.71	1.77	1.82	1.78	1.62	1.77	1.76	1.50	2.06
30	1.74	1.75	1.75	1.83	1.75	1.82	1.84	1.97	1.86	1.78	1.77	1.77	1.66	1.71	1.64	1.67	1.53	1.53	1.59	1.68	1.66	1.73	1.68	1.68	1.72
31	1.62	1.76	1.70	1.74	1.75	1.84	1.81	1.74	1.67	1.64	9999	9999	1.55	1.54	1.58	1.49	1.67	1.81	1.66	1.90	1.65	1.68	1.75	1.77	1.70

HOURLY MAX: 1ST 2.88 ON DAY 29 HOUR 1
2ND 2.83 ON DAY 29 HOUR 3

N.E. CORRIDOR HYDROCARBON STUDY
HOURLY AVERAGE REPORT
****

STATE	21	MARYLAND
AREA	120	BALTIMORE
SITE	18	B5 (22ND ST.)
PARAMETER	43102	NON-METHANE HYDROCARBONS
UNITS	7	PARTS PER MILLION

YEAR 1980
MONTH AUGUST

DAY	HOUR 00	01	02	03	04	05	06	07	08	09	10	11	12	13	14	15	16	17	18	19	20	21	22	23	DAILY AVG
1	.57	.33	.36	.36	.42	.72	1.11	1.20	1.20	.66	.45	.66	.63	.45	9999	9999	.60	.48	.36	.30	.48	.42	.51	.36	.57
2	.30	.30	.24	.15	.30	.39	.45	.48	.81	.33	.27	.24	.24	9999	.24	.87	.30	.33	.24	.30	.36	.72	.33	.60	.38
3	.69	.72	.54	.54	.54	.72	.96	.57	.30	.27	9999	.15	.45	.54	.33	.18	.24	.42	.69	.48	.72	.60	.48	.42	.50
4	.45	.39	.36	.33	.36	.45	.57	.66	.66	.63	.51	.39	9999	9999	.57	.75	.36	.24	.45	.33	.51	.63	.51	.75	.49
5	.63	.42	.42	.30	.33	.54	.75	.96	.72	.60	.66	9999	.69	.51	.57	.51	.39	.27	.39	.60	.39	.27	.33	.54	.51
6	.69	.54	.45	.39	.54	.57	.69	1.11	.63	.36	.36	9999	.48	.60	.60	.69	.57	.51	.54	.60	.81	.75	.81	.81	.61
7	.90	.81	.78	.51	.45	.63	.81	.75	.81	.75	.60	.51	.72	.84	9999	.75	.36	.42	.51	.81	.63	.60	.72	.66	.67
8	.57	1.20	1.08	.81	.72	.75	.99	.99	.75	.81	.57	9999	9999	.60	.51	.60	.54	.33	.87	.63	.48	.60	.54	1.32	.74
9	.54	.27	.27	.27	.21	.21	.27	.33	.24	.21	.24	.18	.21	9999	.15	.12	.21	.30	.33	.36	.63	.72	.75	.42	.32
10	.27	.51	.42	.36	.36	.30	.30	.33	.36	.27	.39	.39	9999	9999	.30	.33	.30	.24	.36	.42	.60	.39	.42	.63	.38
11	.60	.48	.45	.48	.42	.63	1.05	1.05	.78	.78	.75	.75	9999	9999	.57	1.05	.45	.42	.45	.48	.36	.48	.57	.27	.61
12	.27	.27	.33	.45	.48	.60	.75	.93	1.02	.57	.54	9999	9999	.30	.36	.33	.33	.21	.30	.36	.48	.54	.39	.27	.46
13	.21	.12	.15	.12	.12	.33	.39	.57	.36	.42	9999	9999	.60	.57	.42	.36	.39	.39	.39	.63	1.44	1.86	1.77	1.92	.62
14	1.56	1.35	1.23	1.29	1.23	1.44	1.92	1.86	1.11	.84	.75	.45	.54	9999	.42	.48	.45	.54	.69	.60	.69	.81	.87	.81	.95
15	.90	.69	.66	.69	.63	.87	1.02	1.20	9999	9999	.42	.48	.45	.42	.33	.30	.27	.57	.30	.36	.51	.42	.39	.54	.56
16	.33	.24	.21	.09	.15	.15	.09	9999	9999	9999	9999	.18	.18	.21	.18	.21	.27	.39	.33	.42	.54	.60	.48	.42	.28
17	.45	.48	.45	.48	.54	.54	.51	.54	.45	.39	.27	.45	.39	.42	.36	.36	.33	9999	.54	.63	.63	.57	.57	.54	.47
18	.54	.54	.48	.51	.48	.48	.57	.66	9999	.60	.51	.87	.60	.60	.42	.45	.48	.33	.33	.39	.54	.48	.60	.42	.52
19	.60	.57	.48	.60	.66	.57	.66	1.47	2.13	9999	1.05	1.59	.90	.60	.39	.42	.48	.54	.48	1.29	1.92	1.47	2.04	2.10	1.00
20	2.10	1.20	.69	.39	.45	.54	.60	.93	.78	.51	.54	.51	9999	.48	.57	.63	.57	.60	.72	.84	.39	.51	.45	.30	.67
21	.57	.57	.54	.75	.72	.69	.66	1.11	.78	.63	.57	.63	.63	.51	.57	.45	.39	.51	.54	.57	.78	.57	.75	.66	.63
22	.66	.63	.51	.51	.60	.48	.60	.99	.60	.63	.66	.66	.51	.60	.45	.78	.81	.69	.75	.84	1.05	.78	.96	1.14	.70
23	1.35	1.14	1.26	1.50	1.05	1.26	.96	1.08	.90	.51	.42	.48	.54	.60	.48	.42	.39	.36	.63	.90	.57	.66	1.23	.87	.82
24	.90	1.20	1.29	1.26	1.08	.69	.57	.51	.57	.57	.45	.45	.54	.54	.51	.39	.45	.54	.81	.69	.90	1.26	1.02	.96	.76
25	.78	.63	.63	.66	.78	.87	.93	1.11	.96	.69	.63	.60	.54	.60	.60	1.95	.72	.87	.45	.66	1.50	1.80	1.65	1.32	.91
26	.72	1.11	.63	.54	.36	.66	.96	1.44	1.05	.72	.54	.51	.60	9999	9999	.66	.48	.48	.60	.81	1.29	1.92	2.01	1.77	.90
27	1.56	1.56	1.17	1.02	1.32	1.29	1.41	1.17	.99	.63	.69	9999	.66	.54	.51	.57	.42	.84	.63	.84	1.38	1.62	2.04	1.89	1.08
28	1.59	1.29	1.17	1.02	1.08	1.29	1.32	1.50	1.05	.69	.60	.60	9999	.57	.78	.81	.60	.81	.84	.90	1.20	1.65	1.95	2.22	1.11
29	2.10	1.83	1.65	1.86	1.32	.93	.93	1.41	1.14	9999	.81	.75	.93	.72	.81	.75	.48	.54	.54	.63	.48	.66	.63	.66	.98
30	.75	.72	.51	.51	.51	.51	.57	.63	.81	.57	.60	.54	.42	9999	.39	.36	.36	.33	.45	.42	.42	.51	.69	.51	.53
31	.30	.45	.51	.66	.54	.66	.78	.48	.33	.36	9999	9999	.45	.24	.30	.48	.27	.27	.21	.48	.69	.72	.78	9999	.47

HOURLY MAX: 1ST 2.22 ON DAY 28 HOUR 23
2ND 2.13 ON DAY 19 HOUR 8

N.E. CORRIDOR HYDROCARBON STUDY
HOURLY AVERAGE REPORT
****

STATE	21	MARYLAND
AREA	120	BALTIMORE
SITE	18	B5 (22ND ST.)
PARAMETER	43201	METHANE (CH4)
UNITS	7	PARTS PER MILLION

YEAR	1980
MONTH	SEPTEMBER

DAY	HOUR 00	01	02	03	04	05	06	07	08	09	10	11	12	13	14	15	16	17	18	19	20	21	22	23	DAILY AVG
1	1.83	1.84	1.92	1.82	1.91	1.97	2.22	1.98	1.93	1.83	1.72	1.71	1.72	9999	1.80	1.82	1.92	1.92	1.92	1.91	1.86	1.81	1.79	1.86	1.87
2	1.84	1.76	1.77	1.81	2.03	2.04	1.97	1.92	1.85	1.83	9999	1.82	1.78	1.76	1.83	1.88	1.96	1.94	1.90	1.88	1.73	1.72	1.75	1.78	1.85
3	1.78	1.80	1.82	1.82	1.87	1.96	1.92	1.75	1.73	1.66	1.71	9999	1.68	1.67	1.64	1.66	1.66	1.71	1.60	1.74	1.91	2.02	2.14	2.21	1.80
4	2.28	2.27	2.29	2.21	2.35	2.40	2.47	2.26	1.77	1.75	1.70	9999	1.72	1.69	1.71	1.73	1.74	1.75	1.78	1.79	1.82	1.78	1.85	1.87	1.96
5	1.87	2.02	1.85	1.85	1.91	2.01	1.94	2.01	1.99	1.86	1.80	9999	1.84	1.84	1.76	1.75	1.70	1.71	1.77	1.77	1.79	1.90	1.89	1.83	1.85
6	1.86	1.93	2.01	2.08	1.95	1.96	1.97	1.89	1.85	1.87	1.83	9999	1.72	1.74	1.69	1.75	1.71	1.67	1.77	1.84	1.80	1.80	1.70	1.81	1.83
7	1.89	1.93	1.81	1.78	1.82	1.74	1.78	1.79	9999	9999	9999	1.67	1.67	1.66	1.71	1.68	1.66	1.67	1.70	1.80	2.10	2.10	1.88	1.77	1.79
8	1.76	1.78	1.88	1.94	1.82	1.85	1.94	1.90	1.78	1.71	1.68	1.68	1.66	1.68	1.71	1.73	1.83	1.81	1.81	1.85	1.93	1.89	1.86	2.36	1.83
9	2.48	2.49	2.52	2.64	2.71	2.85	3.00	2.41	2.05	1.94	1.90	9999	1.83	1.78	1.78	1.79	1.84	1.86	1.83	1.89	1.83	1.79	1.77	1.79	2.12
10	1.78	1.76	1.77	1.66	1.70	1.76	1.80	1.78	1.69	1.67	9999	1.70	1.74	1.73	1.72	1.73	1.76	1.77	1.77	1.78	1.82	1.77	1.77	1.77	1.75
11	1.77	1.77	1.80	1.80	1.82	1.88	1.97	1.88	1.81	1.75	1.74	9999	1.65	1.76	1.75	1.73	1.71	1.72	1.75	1.81	1.93	1.91	2.42	2.40	1.85
12	2.23	2.16	2.25	2.19	2.22	2.29	2.40	2.48	2.33	2.05	1.92	9999	1.98	1.86	1.90	1.89	1.87	1.86	1.88	1.96	1.94	1.95	1.98	2.04	2.07
13	2.14	1.99	2.02	2.08	2.63	3.25	3.39	2.89	2.29	1.99	1.90	1.83	1.82	1.81	1.80	1.79	1.78	1.77	1.76	9999	9999	9999	9999	9999	2.15
14	9999	9999	9999	9999	9999	9999	9999	9999	9999	9999	9999	9999	9999	9999	9999	9999	9999	9999	9999	9999	9999	9999	9999	9999	9999
15	9999	9999	9999	9999	9999	9999	9999	9999	9999	9999	9999	9999	9999	9999	9999	9999	9999	9999	9999	9999	9999	9999	9999	9999	9999
16	9999	9999	9999	9999	9999	9999	9999	9999	9999	9999	9999	9999	9999	9999	9999	9999	9999	9999	9999	9999	9999	9999	9999	9999	9999
17	9999	9999	9999	9999	9999	9999	9999	9999	9999	9999	9999	9999	9999	9999	9999	9999	9999	9999	9999	9999	9999	9999	9999	9999	9999
18	9999	9999	9999	9999	9999	9999	9999	9999	9999	9999	9999	9999	9999	9999	9999	9999	9999	9999	9999	9999	9999	9999	9999	9999	9999
19	9999	9999	9999	9999	9999	9999	9999	9999	9999	9999	9999	9999	9999	9999	9999	9999	9999	9999	9999	9999	9999	9999	9999	9999	9999
20	9999	9999	9999	9999	9999	9999	9999	9999	9999	9999	9999	9999	9999	9999	9999	9999	9999	9999	9999	9999	9999	9999	9999	9999	9999
21	9999	9999	9999	9999	9999	9999	9999	9999	9999	9999	9999	9999	9999	9999	9999	9999	9999	9999	9999	9999	9999	9999	9999	9999	9999
22	9999	9999	9999	9999	9999	9999	9999	9999	9999	9999	9999	9999	9999	9999	9999	9999	9999	9999	9999	9999	9999	9999	9999	9999	9999
23	9999	9999	9999	9999	9999	9999	9999	9999	9999	9999	9999	9999	9999	9999	9999	9999	9999	9999	9999	9999	9999	9999	9999	9999	9999
24	9999	9999	9999	9999	9999	9999	9999	9999	9999	9999	9999	9999	9999	9999	9999	9999	9999	9999	9999	9999	9999	9999	9999	9999	9999
25	9999	9999	9999	9999	9999	9999	9999	9999	9999	9999	9999	9999	9999	9999	9999	9999	9999	9999	9999	9999	9999	9999	9999	9999	9999
26	9999	9999	9999	9999	9999	9999	9999	9999	9999	9999	9999	9999	9999	9999	9999	9999	9999	9999	9999	9999	9999	9999	9999	9999	9999
27	9999	9999	9999	9999	9999	9999	9999	9999	9999	9999	9999	9999	9999	9999	9999	9999	9999	9999	9999	9999	9999	9999	9999	9999	9999
28	9999	9999	9999	9999	9999	9999	9999	9999	9999	9999	9999	9999	9999	9999	9999	9999	9999	9999	9999	9999	9999	9999	9999	9999	9999
29	9999	9999	9999	9999	9999	9999	9999	9999	9999	9999	9999	9999	9999	9999	9999	9999	9999	9999	9999	9999	9999	9999	9999	9999	9999
30	9999	9999	9999	9999	9999	9999	9999	9999	9999	9999	9999	9999	9999	9999	9999	9999	9999	9999	9999	9999	9999	9999	9999	9999	9999

HOURLY MAX: 1ST 3.39 ON DAY 13 HOUR 6
2ND 3.25 ON DAY 13 HOUR 5

N.E. CORRIDOR HYDROCARBON STUDY
HOURLY AVERAGE REPORT
****

STATE	21	MARYLAND
AREA	120	BALTIMORE
SITE	18	B5 (22ND ST.)
PARAMETER	43102	NON-METHANE HYDROCARBONS
UNITS	7	PARTS PER MILLION

YEAR 1980
MONTH SEPTEMBER

	HOUR																								DAILY
DAY	00	01	02	03	04	05	06	07	08	09	10	11	12	13	14	15	16	17	18	19	20	21	22	23	AVG
1	.24	.45	.39	.33	.33	.39	.66	.57	.57	.36	.39	.21	.15	.21	.24	.27	.24	.24	.21	.30	.30	.30	.27	.27	.33
2	.27	.24	.21	.24	.42	.57	.63	.90	.75	.57	9999	.66	.72	.72	.72	.54	.42	.54	.63	.69	.36	.15	.21	.21	.49
3	.21	.21	.15	.18	.24	.27	.33	.69	.21	.36	.45	.30	.21	.18	.27	.24	.24	.18	.48	.81	.99	.96	.93	.87	.42
4	.99	1.11	.78	.60	.75	.84	1.44	2.04	.78	.60	.36	9999	.27	.36	.24	.30	.21	.18	.24	.18	.21	.30	.15	.36	.58
5	.24	.12	.15	.15	.39	.66	.96	1.23	1.02	.69	9999	.72	.48	.57	.42	.48	.27	.18	.36	.30	.27	.33	.60	.30	.47
6	.30	.51	.57	.60	.30	.39	.42	.57	.39	.27	.18	9999	.15	.24	.18	.27	.24	.36	.48	.57	.60	.60	.81	.60	.42
7	.75	.60	.33	.33	.24	.24	.30	.27	9999	9999	9999	.09	.15	.09	.06	.09	.09	.12	.21	.48	.93	.87	.51	.24	.33
8	.27	.24	.21	.21	.24	.33	.57	.78	.51	.30	.30	.24	9999	.30	.33	.54	.36	.24	.33	.39	.48	.51	.45	1.17	.40
9	1.05	.93	1.08	1.11	1.02	1.02	1.53	1.50	1.05	.66	.54	9999	.39	.36	.39	.36	.21	.06	.24	.27	.39	.21	.24	.18	.64
10	.18	.18	.15	.06	.21	.84	.42	.66	.27	.18	.36	.24	.24	.24	.21	.27	.33	.30	.33	9999	.51	.30	.33	.24	.31
11	.15	.12	.15	.06	.09	.18	.45	.72	.48	.24	.18	.27	.36	.30	.33	.36	.33	.27	.36	.63	.84	.87	1.65	1.32	.45
12	.87	.78	.78	.60	.63	.81	1.35	1.86	1.53	.81	.54	9999	.36	.33	.33	.27	.27	.21	.33	.75	.54	.30	.51	.45	.66
13	.45	.42	.39	.54	1.17	1.53	1.89	.93	.45	.48	.21	.15	.12	.09	.06	.09	.09	.15	.24	9999	9999	9999	9999	9999	.50
14	9999	9999	9999	9999	9999	9999	9999	9999	9999	9999	9999	9999	9999	9999	9999	9999	9999	9999	9999	9999	9999	9999	9999	9999	9999
15	9999	9999	9999	9999	9999	9999	9999	9999	9999	9999	9999	9999	9999	9999	9999	9999	9999	9999	9999	9999	9999	9999	9999	9999	9999
16	9999	9999	9999	9999	9999	9999	9999	9999	9999	9999	9999	9999	9999	9999	9999	9999	9999	9999	9999	9999	9999	9999	9999	9999	9999
17	9999	9999	9999	9999	9999	9999	9999	9999	9999	9999	9999	9999	9999	9999	9999	9999	9999	9999	9999	9999	9999	9999	9999	9999	9999
18	9999	9999	9999	9999	9999	9999	9999	9999	9999	9999	9999	9999	9999	9999	9999	9999	9999	9999	9999	9999	9999	9999	9999	9999	9999
19	9999	9999	9999	9999	9999	9999	9999	9999	9999	9999	9999	9999	9999	9999	9999	9999	9999	9999	9999	9999	9999	9999	9999	9999	9999
20	9999	9999	9999	9999	9999	9999	9999	9999	9999	9999	9999	9999	9999	9999	9999	9999	9999	9999	9999	9999	9999	9999	9999	9999	9999
21	9999	9999	9999	9999	9999	9999	9999	9999	9999	9999	9999	9999	9999	9999	9999	9999	9999	9999	9999	9999	9999	9999	9999	9999	9999
22	9999	9999	9999	9999	9999	9999	9999	9999	9999	9999	9999	9999	9999	9999	9999	9999	9999	9999	9999	9999	9999	9999	9999	9999	9999
23	9999	9999	9999	9999	9999	9999	9999	9999	9999	9999	9999	9999	9999	9999	9999	9999	9999	9999	9999	9999	9999	9999	9999	9999	9999
24	9999	9999	9999	9999	9999	9999	9999	9999	9999	9999	9999	9999	9999	9999	9999	9999	9999	9999	9999	9999	9999	9999	9999	9999	9999
25	9999	9999	9999	9999	9999	9999	9999	9999	9999	9999	9999	9999	9999	9999	9999	9999	9999	9999	9999	9999	9999	9999	9999	9999	9999
26	9999	9999	9999	9999	9999	9999	9999	9999	9999	9999	9999	9999	9999	9999	9999	9999	9999	9999	9999	9999	9999	9999	9999	9999	9999
27	9999	9999	9999	9999	9999	9999	9999	9999	9999	9999	9999	9999	9999	9999	9999	9999	9999	9999	9999	9999	9999	9999	9999	9999	9999
28	9999	9999	9999	9999	9999	9999	9999	9999	9999	9999	9999	9999	9999	9999	9999	9999	9999	9999	9999	9999	9999	9999	9999	9999	9999
29	9999	9999	9999	9999	9999	9999	9999	9999	9999	9999	9999	9999	9999	9999	9999	9999	9999	9999	9999	9999	9999	9999	9999	9999	9999
30	9999	9999	9999	9999	9999	9999	9999	9999	9999	9999	9999	9999	9999	9999	9999	9999	9999	9999	9999	9999	9999	9999	9999	9999	9999

HOURLY MAX: 1ST 2.04 ON DAY 4 HOUR 7
2ND 1.89 ON DAY 13 HOUR 6

N.E. CORRIDOR HYDROCARBON STUDY
HOURLY AVERAGE REPORT
****

STATE	21	MARYLAND
AREA	680	ESSEX
SITE	1	B6
PARAMETER	43201	METHANE (CH4)
UNITS	7	PARTS PER MILLION

YEAR	1980
MONTH	JUNE

DAY	HOUR 00	01	02	03	04	05	06	07	08	09	10	11	12	13	14	15	16	17	18	19	20	21	22	23	DAILY AVG
1	9999	3.03	4.17	4.78	4.39	2.76	2.45	2.03	1.87	1.81	1.79	1.77	9999	9999	9999	9999	9999	9999	9999	1.61	9999	9999	9999	9999	9999
2	9999	9999	9999	9999	9999	9999	9999	9999	9999	9999	9999	9999	9999	9999	9999	9999	9999	9999	9999	9999	9999	9999	9999	9999	9999
3	9999	9999	9999	9999	9999	9999	9999	9999	9999	9999	9999	9999	9999	9999	9999	9999	9999	9999	9999	9999	9999	9999	9999	9999	9999
4	9999	9999	9999	9999	9999	9999	9999	9999	9999	9999	9999	9999	9999	9999	9999	9999	9999	9999	9999	9999	9999	9999	9999	9999	9999
5	9999	9999	9999	9999	9999	9999	9999	9999	9999	9999	9999	9999	9999	9999	9999	9999	9999	9999	9999	9999	9999	9999	9999	9999	9999
6	9999	9999	9999	9999	9999	9999	9999	9999	9999	9999	9999	9999	9999	9999	9999	9999	9999	9999	9999	9999	9999	9999	9999	9999	9999
7	9999	9999	9999	9999	9999	9999	9999	9999	9999	9999	9999	9999	9999	9999	9999	9999	9999	9999	9999	9999	9999	9999	9999	9999	9999
8	9999	9999	9999	9999	9999	9999	9999	9999	9999	9999	9999	9999	9999	9999	9999	9999	9999	9999	9999	9999	9999	9999	9999	9999	9999
9	9999	9999	9999	9999	9999	9999	9999	9999	9999	9999	9999	9999	9999	9999	9999	9999	9999	9999	9999	9999	9999	9999	9999	9999	9999
10	9999	9999	9999	9999	9999	9999	9999	9999	9999	9999	9999	9999	9999	9999	9999	9999	9999	9999	9999	9999	9999	9999	9999	9999	9999
11	9999	9999	9999	9999	9999	9999	9999	9999	9999	9999	9999	9999	9999	9999	9999	9999	9999	9999	9999	9999	9999	9999	9999	9999	9999
12	9999	9999	9999	9999	9999	9999	9999	9999	9999	9999	9999	9999	9999	9999	9999	9999	9999	9999	9999	9999	9999	9999	9999	9999	9999
13	9999	9999	9999	2.62	2.71	2.71	2.80	2.57	2.28	2.12	1.91	1.76	9999	1.77	1.76	1.77	1.77	1.75	1.77	1.77	1.76	1.95	3.17	3.32	2.20
14	1.85	1.80	1.88	1.86	1.87	1.88	1.86	1.85	1.83	1.78	1.78	1.93	1.82	1.83	1.97	1.95	1.90	1.88	1.92	2.07	6.02	3.89	2.66	2.45	2.19
15	4.18	3.19	2.43	2.92	2.88	2.38	2.48	2.28	2.01	1.97	1.86	1.86	1.83	9999	1.80	1.88	1.99	1.86	1.79	1.87	1.83	1.89	1.72	2.09	2.22
16	1.97	1.96	1.78	1.82	1.77	1.81	1.92	1.74	1.77	1.72	9999	9999	1.67	1.69	1.68	2.08	2.06	1.82	1.60	1.67	1.71	1.75	1.71	1.66	1.79
17	1.67	1.67	1.68	1.74	1.83	1.84	1.74	1.68	1.71	9999	1.67	1.69	1.65	1.59	1.56	1.55	1.58	1.55	1.54	1.59	2.57	4.18	2.62	2.74	1.90
18	2.76	2.46	2.12	2.26	2.34	2.14	2.27	2.71	2.04	1.85	1.64	9999	9999	1.68	1.76	1.70	1.67	1.66	1.71	1.76	1.70	1.68	1.73	1.79	1.97
19	1.89	2.03	1.96	1.85	1.80	1.85	1.84	1.79	1.71	1.73	1.72	1.70	1.65	1.63	9999	1.68	1.67	1.68	1.70	1.69	1.66	1.68	1.68	1.74	1.75
20	1.69	1.72	2.31	1.91	1.86	1.91	1.82	1.75	1.75	1.71	1.69	9999	9999	1.75	1.76	1.74	1.76	1.78	1.80	1.79	1.83	1.84	1.84	1.82	1.81
21	1.88	1.96	1.87	1.81	1.86	1.88	1.81	1.75	1.73	1.72	1.72	1.70	9999	1.73	1.75	1.71	1.72	1.74	1.77	1.90	2.09	2.22	2.33	2.36	1.87
22	2.20	2.65	2.78	2.91	2.41	2.50	1.92	1.73	1.65	1.65	1.69	1.82	1.77	1.67	1.61	1.58	1.61	1.57	1.62	1.61	1.74	1.90	2.27	2.54	1.98
23	2.59	2.58	2.94	3.47	3.46	3.07	2.41	2.21	1.80	1.79	1.72	9999	1.66	1.69	1.65	1.63	1.65	1.68	1.71	1.81	1.78	1.75	1.74	1.74	2.11
24	1.76	1.75	1.79	1.84	1.87	1.87	1.82	1.79	2.18	2.11	1.83	9999	1.88	1.88	1.78	1.78	1.79	1.76	2.05	2.00	2.03	3.00	2.24	2.96	1.99
25	2.33	2.29	2.20	2.66	2.63	2.63	2.65	2.60	2.26	1.80	1.83	9999	1.70	1.71	1.70	1.68	1.67	1.66	1.90	2.43	1.95	2.33	2.55	2.61	2.16
26	2.45	2.14	1.98	1.87	1.85	1.85	1.87	1.78	1.73	1.70	1.70	9999	1.71	1.69	1.67	1.67	1.66	1.68	1.68	1.69	1.76	1.79	1.96	2.07	1.82
27	2.47	2.89	3.18	3.39	3.20	2.58	2.22	2.11	1.97	1.92	1.87	9999	1.69	1.66	1.67	1.67	1.65	1.65	1.70	1.72	1.72	1.71	1.75	1.94	2.10
28	1.94	1.69	1.74	1.84	1.76	1.67	1.62	1.67	1.67	1.67	1.62	9999	1.82	1.90	1.89	1.84	1.82	1.86	1.77	1.78	1.80	1.79	1.88	2.03	1.79
29	2.05	3.63	6.59	2.06	1.74	1.89	1.97	1.77	1.76	1.80	1.84	9999	1.73	1.74	1.81	1.96	1.81	1.73	2.43	2.38	2.56	2.32	2.97	2.87	2.32
30	2.59	2.98	2.80	2.23	1.99	2.00	1.92	1.85	1.83	1.81	9999	1.56	1.60	1.64	1.69	1.75	1.73	1.73	1.68	1.67	1.67	1.67	1.67	1.69	1.90

HOURLY MAX: 1ST 6.59 ON DAY 29 HOUR 2
2ND 6.02 ON DAY 14 HOUR 20

N.E. CORRIDOR HYDROCARBON STUDY
HOURLY AVERAGE REPORT
****

STATE	21	MARYLAND
AREA	680	ESSEX
SITE	1	B6
PARAMETER	43102	NON-METHANE HYDROCARBONS
UNITS	7	PARTS PER MILLION

YEAR	1980
MONTH	JUNE

DAY	00	01	02	03	04	05	06	07	08	09	10	11	12	13	14	15	16	17	18	19	20	21	22	23	DAILY AVG
	HOUR																								
1	[redacted]							9999	9999	9999	9999	9999	9999	9999	9999	9999	9999	9999	9999	9999	9999	9999	9999	9999	9999
2	9999	9999	9999	9999	9999	9999	9999	9999	9999	9999	9999	9999	9999	9999	9999	9999	9999	9999	9999	9999	9999	9999	9999	9999	9999
3	9999	9999	9999	9999	9999	9999	9999	9999	9999	9999	9999	9999	9999	9999	9999	9999	9999	9999	9999	9999	9999	9999	9999	9999	9999
4	9999	9999	9999	9999	9999	9999	9999	9999	9999	9999	9999	9999	9999	9999	9999	9999	9999	9999	9999	9999	9999	9999	9999	9999	9999
5	9999	9999	9999	9999	9999	9999	9999	9999	9999	9999	9999	9999	9999	9999	9999	9999	9999	9999	9999	9999	9999	9999	9999	9999	9999
6	9999	9999	9999	9999	9999	9999	9999	9999	9999	9999	9999	9999	9999	9999	9999	9999	9999	9999	9999	9999	9999	9999	9999	9999	9999
7	9999	9999	9999	9999	9999	9999	9999	9999	9999	9999	9999	9999	9999	9999	9999	9999	9999	9999	9999	9999	9999	9999	9999	9999	9999
8	9999	9999	9999	9999	9999	9999	9999	9999	9999	9999	9999	9999	9999	9999	9999	9999	9999	9999	9999	9999	9999	9999	9999	9999	9999
9	9999	9999	9999	9999	9999	9999	9999	9999	9999	9999	9999	9999	9999	9999	9999	9999	9999	9999	9999	9999	9999	9999	9999	9999	9999
10	9999	9999	9999	9999	9999	9999	9999	9999	9999	9999	9999	9999	9999	9999	9999	9999	9999	9999	9999	9999	9999	9999	9999	9999	9999
11	9999	9999	9999	9999	9999	9999	9999	9999	9999	9999	9999	9999	9999	9999	9999	9999	9999	9999	9999	9999	9999	9999	9999	9999	9999
12	9999	9999	9999	9999	9999	9999	9999	9999	9999	9999	9999	9999	9999	9999	9999	9999	9999	9999	9999	9999	9999	9999	9999	9999	9999
13	9999	2.07	1.83	1.71	1.68	1.92	1.11	.84	.69	.45	9999	.33	.27	.24	.21	.21	.18	.18	.24	.66	1.35	1.80	.48	.48	.86
14	.51	.36	.33	.27	.21	.24	.24	.18	.24	.42	9999	.27	.21	.21	.27	.21	.21	.12	.33	.42	.63	.54	.84	.96	.36
15	.93	1.17	.72	.75	.75	.54	.66	.54	.45	.39	.27	.33	.60	9999	9999	.45	.72	.36	.33	.57	.63	.57	.15	.18	.55
16	.30	.12	.00	.12	.15	.33	.21	.09	.09	.09	9999	.00	.00	.00	.00	.00	.09	.36	.33	.18	.21	.21	.15	.06	.13
17	.03	.06	.00	.00	.00	.00	.00	.30	.54	.24	.15	.03	.06	9999	.00	.03	.00	.00	.00	.00	.00	.03	.06	.00	.07
18	.03	.09	.24	.75	1.14	1.20	1.29	1.65	1.53	1.74	1.41	1.05	.90	1.11	.99	1.02	1.59	1.17	.81	.90	.51	.18	.09	.15	.90
19	9999	.06	.03	.00	.03	.03	.06	.00	.15	.42	.21	.00	.00	.03	9999	.09	.24	.30	.27	.03	.00	.12	.21	.21	.11
20	.12	.00	.00	.03	.06	.06	.00	.06	.00	9999	.09	9999	.15	.12	.06	.03	.00	.00	.00	.00	.00	.00	.00	.00	.04
21	.06	.03	.30	.30	.30	.12	.03	.03	.00	.03	.00	9999	9999	.00	.00	.00	.03	.03	9999	.03	.15	.18	.27	.36	.11
22	.33	.12	.18	.21	.24	.21	.18	.15	.12	.12	.12	.12	9999	.12	.18	.24	.24	.21	.18	.30	.30	.36	.66	1.11	.26
23	1.29	1.50	1.47	1.44	1.50	1.50	1.62	1.59	1.59	1.53	1.38	1.74	.06	.09	.12	.09	.12	.09	.09	.12	.21	.24	.06	.09	.81
24	.15	.06	.12	.06	.06	.12	.15	.24	.24	.30	9999	.45	.48	.33	.24	.27	.27	.15	.15	.18	.15	.18	.12	.21	.20
25	.42	.39	.30	.36	.33	.36	1.02	.63	.60	1.11	1.41	9999	.03	.06	.03	.03	.09	.03	.06	.09	.06	.03	.21	.30	.35
26	.63	.75	.90	.63	.48	.33	.21	.39	.21	.27	.06	9999	.12	.87	.12	.15	.09	.21	.24	.15	.12	.15	.30	.54	.34
27	1.05	1.35	1.41	1.44	1.62	1.77	1.95	1.23	1.05	1.35	.93	.93	.12	.21	.21	.18	.36	.21	.27	.45	.48	.39	.81	.78	.86
28	.60	.21	.18	.36	.18	.18	.06	.06	.12	.12	.09	9999	.09	.12	.21	.15	.15	.21	.21	.15	.15	.27	.33	.48	.20
29	.69	.87	1.11	.24	.27	.36	.27	.21	.15	.15	9999	9999	.18	.18	9999	.45	.51	.51	.60	.54	.39	.51	.75	.69	.46
30	.72	.72	.57	.33	.18	.30	.12	.09	.18	.09	9999	.00	.00	.00	.00	.00	.00	.00	.06	.18	.30	.12	.21	.15	.19

HOURLY MAX: 1ST 5.76 ON DAY 1 HOUR 6
2ND 5.52 ON DAY 1 HOUR 5

N.E. CORRIDOR HYDROCARBON STUDY
HOURLY AVERAGE REPORT
****

STATE	21	MARYLAND
AREA	680	ESSEX
SITE	1	B6
PARAMETER	43201	METHANE (CH4)
UNITS	7	PARTS PER MILLION

YEAR	1980
MONTH	JULY

DAY	HOUR 00	01	02	03	04	05	06	07	08	09	10	11	12	13	14	15	16	17	18	19	20	21	22	23	DAILY AVG
1	9999	9999	9999	9999	9999	9999	9999	9999	2.02	1.95	1.95	1.84	1.79	1.74	1.76	1.75	1.76	1.78	1.75	9999	1.87	1.83	1.80	1.80	9999
2	1.77	1.78	1.78	1.78	1.73	1.81	1.80	1.87	1.87	1.96	3.00	2.65	1.79	1.79	1.83	1.84	1.97	1.96	1.88	1.82	1.86	1.86	1.86	1.88	1.92
3	1.78	1.81	1.85	4.71	4.52	3.79	3.49	3.15	3.01	2.85	2.25	2.36	1.87	2.04	1.83	1.89	2.07	2.21	1.99	2.40	2.40	2.15	2.10	2.13	2.53
4	2.01	1.95	1.98	2.04	2.05	1.84	1.86	1.87	1.92	1.92	1.92	1.90	1.76	1.80	1.79	1.79	1.79	1.79	1.84	1.92	1.96	2.10	2.33	2.59	1.95
5	3.02	2.52	2.38	2.24	2.21	2.21	9999	9999	9999	9999	9999	2.14	1.84	1.67	1.64	1.99	1.99	1.63	1.62	1.62	1.61	1.81	1.87	1.99	2.00
6	1.93	2.10	1.93	1.88	1.84	1.81	1.77	1.71	1.70	1.71	9999	1.75	1.75	1.74	1.74	1.73	1.73	1.77	1.79	1.84	1.95	2.14	2.02	2.02	1.84
7	1.96	2.02	2.22	1.99	2.02	1.99	1.96	1.93	1.90	1.87	1.84	9999	1.78	1.78	1.78	1.77	1.77	1.77	1.76	1.76	1.89	2.59	3.62	3.12	2.05
8	1.95	2.10	2.06	2.26	3.38	2.28	1.90	1.95	2.04	9999	9999	9999	9999	1.73	1.71	1.73	1.76	1.79	1.82	1.85	1.88	1.94	1.98	1.96	2.00
9	1.97	1.96	1.89	1.84	1.88	1.93	1.98	1.87	1.79	1.78	1.78	1.77	1.76	1.76	9999	1.82	1.83	1.84	1.86	1.97	2.47	3.50	2.01	1.94	1.97
10	2.24	2.14	1.99	1.98	2.06	2.23	1.91	1.80	1.75	1.69	1.63	9999	1.80	1.76	1.76	1.78	1.80	1.82	1.98	2.21	2.45	2.58	2.47	2.25	2.00
11	2.17	2.10	2.03	1.96	1.91	1.90	1.88	2.05	2.50	2.24	2.76	2.20	9999	2.00	1.81	1.75	1.78	1.81	1.84	1.87	1.99	2.09	2.53	3.09	2.10
12	3.46	2.77	2.69	2.41	2.12	2.01	1.93	1.86	1.83	1.79	1.76	9999	1.80	1.81	1.81	1.81	1.81	1.82	1.82	1.82	1.82	1.84	1.83	1.82	2.02
13	1.81	1.81	1.81	1.81	1.81	1.81	1.81	1.86	1.83	1.81	1.78	1.76	1.73	9999	1.08	1.07	1.05	1.04	1.02	1.54	2.26	1.49	1.83	1.52	1.62
14	1.56	1.91	1.87	1.39	1.47	1.55	1.52	1.33	1.21	1.20	1.19	9999	1.96	1.81	1.82	1.84	1.85	1.83	1.80	2.06	3.65	3.92	2.00	2.04	1.86
15	2.07	2.24	2.14	2.32	2.46	2.47	1.92	2.10	1.97	1.88	1.80	9999	1.86	1.79	1.72	1.75	1.78	1.81	1.94	2.07	1.95	2.08	2.77	2.71	2.07
16	2.60	2.56	2.40	5.44	7.88	8.33	5.11	2.69	2.13	2.07	2.33	9999	9999	1.74	1.71	1.68	1.66	1.64	1.66	1.68	1.70	2.28	2.00	2.14	2.88
17	2.20	2.22	2.17	2.17	2.41	2.95	5.70	3.85	2.04	1.81	1.76	9999	1.84	1.84	1.84	1.85	1.85	1.87	1.91	1.94	1.87	1.92	2.25	2.27	2.28
18	2.18	2.63	2.69	2.77	2.82	2.68	2.38	2.03	1.85	1.82	9999	1.83	1.87	1.88	1.89	1.90	1.91	1.92	1.93	1.94	1.94	1.98	2.09	2.26	2.14
19	2.40	2.52	2.75	2.39	2.33	2.50	2.87	4.54	3.30	2.13	2.09	1.99	1.89	9999	1.97	1.91	1.96	2.56	2.63	2.76	3.10	4.60	3.40	2.23	2.64
20	2.10	2.05	2.11	6.69	7.90	3.60	3.33	2.45	2.77	2.23	2.18	2.02	1.96	1.89	1.83	9999	1.80	1.77	1.55	1.23	9999	9999	9999	9999	2.71
21	9999	9999	9999	9999	9999	9999	9999	9999	9999	9999	9999	9999	1.90	1.89	1.90	1.91	1.96	2.21	2.03	2.36	2.08	2.23	2.29	1.99	9999
22	2.08	2.14	2.20	3.49	3.07	3.04	2.40	3.03	2.28	2.04	1.97	1.89	1.85	1.83	9999	1.94	1.86	1.97	1.99	2.36	2.10	2.39	3.17	2.26	2.32
23	2.31	2.28	2.40	1.96	1.94	1.93	1.92	1.90	1.89	1.88	1.82	9999	1.80	1.79	1.80	1.81	1.82	1.82	1.83	1.84	1.84	1.87	1.87	1.95	1.92
24	2.03	2.12	2.08	1.82	1.77	1.78	1.92	1.88	1.84	1.80	1.76	1.72	9999	1.77	1.75	1.73	1.71	1.69	1.68	1.74	1.81	1.88	1.96	2.24	1.85
25	2.54	2.91	2.62	2.54	2.69	2.85	2.85	2.59	2.48	2.58	2.45	2.24	1.82	9999	1.80	1.77	1.77	1.90	2.63	2.58	3.81	3.37	2.05	2.20	2.48
26	2.86	3.34	2.86	5.41	4.66	4.37	2.58	2.10	2.05	2.01	9999	2.09	1.94	1.91	1.91	1.90	1.90	1.89	1.89	1.88	2.27	2.13	1.97	1.89	2.51
27	2.04	2.36	2.91	2.02	2.24	3.42	2.33	2.00	1.88	1.86	1.84	1.82	9999	1.67	1.67	1.67	1.67	1.68	1.68	1.68	1.68	1.68	1.68	1.73	1.97
28	1.72	1.71	1.71	1.70	1.69	1.68	1.67	1.66	1.66	1.43	1.45	1.47	1.50	1.52	1.54	1.56	1.59	1.61	1.63	9999	1.43	1.43	1.44	1.44	1.58
29	1.45	1.45	1.45	1.45	1.48	1.52	1.38	1.42	1.43	1.45	1.42	1.40	1.38	1.39	1.40	1.41	9999	1.51	1.57	1.62	1.57	1.61	1.61	1.69	1.48
30	1.70	1.66	1.56	1.69	1.88	1.96	1.99	1.61	1.61	1.54	1.51	9999	1.50	1.50	1.49	1.49	1.49	1.49	1.49	1.74	1.88	1.66	1.76	1.74	1.65
31	1.76	1.79	1.83	1.87	1.89	1.84	1.76	1.64	1.53	1.50	1.66	1.68	1.57	9999	1.57	1.62	1.68	1.74	1.77	1.78	1.77	1.74	2.14	2.92	1.78

HOURLY MAX: 1ST 8.33 ON DAY 16 HOUR 5
2ND 7.90 ON DAY 20 HOUR 4

N.E. CORRIDOR HYDROCARBON STUDY
HOURLY AVERAGE REPORT
****

STATE 21 MARYLAND
AREA 680 ESSEX
SITE 1 B6
PARAMETER 43102 NON-METHANE HYDROCARBONS
UNITS 7 PARTS PER MILLION

YEAR 1980
MONTH JULY

DAY	00	01	02	03	04	05	06	07	08	09	10	11	12	13	14	15	16	17	18	19	20	21	22	23	DAILY AVG
													HOUR												
1	9999	.39	.39	.39	.42	.45	.45	.33	.30	.30	.39	9999	.27	.42	.57	.66	.75	.87	1.02	1.17	.21	.24	.66	.66	.51
2	.66	.24	.18	.09	.06	.09	.09	.12	.24	.12	.21	.18	.00	.21	.24	.27	.27	.27	.24	.24	.21	.21	.30	.30	.21
3	.36	.39	.54	.66	.75	.78	.66	.42	.21	.57	.60	9999	.12	.15	.24	.51	.60	.36	.69	.78	.63	.60	.57	.48	.51
4	.18	.03	.00	.00	.00	.00	.00	.00	.00	.00	.00	9999	.00	.00	.00	.00	.00	.00	.00	.12	.24	.39	.66	.84	.11
5	1.11	1.02	.81	.60	.45	9999	9999	9999	9999	9999	9999	.00	.00	.00	.00	.00	.00	.00	.00	.00	.00	.00	.00	.00	.22
6	.00	.00	.00	.00	.00	.00	.00	.00	.00	.00	9999	.06	.00	.00	.00	.00	.00	.00	.39	.42	.93	.78	.54	.36	.15
7	.33	.27	.24	.24	.24	.27	.24	.18	.12	.06	.00	9999	.00	.00	.00	.03	.03	.06	.06	.09	.27	.39	.24	.15	.15
8	.00	.00	.03	.06	.12	.18	.24	.30	.36	9999	9999	9999	9999	.21	.30	.33	.36	.33	.33	.30	.30	.30	.27	.12	.22
9	.06	.03	.03	.03	.00	.00	.00	.00	.00	.00	.00	.03	.09	.15	9999	.33	.36	.33	.36	.54	.69	.75	.69	.60	.22
10	.54	.27	.18	.15	.15	.12	.09	.06	.03	.00	.00	9999	.06	.06	.09	.12	.18	.24	.33	.60	.81	.99	1.11	1.02	.31
11	.57	.51	.48	.45	.39	.36	.33	.27	.18	.21	.39	.57	9999	.36	.24	.15	.15	.15	.18	.27	.39	.51	.72	.99	.38
12	1.59	1.14	.69	.45	.42	.42	.36	.27	.18	.09	.00	9999	.12	.15	.15	.15	.15	.12	.06	.03	.12	.15	.09	.06	.30
13	.03	.03	.03	.00	.00	.00	.00	.03	.06	.06	.09	.09	.00	9999	.06	.06	.12	.12	.12	.18	.21	.33	.39	.51	.11
14	.54	.66	.72	.45	.36	.45	.45	.36	.39	.54	.87	9999	.15	.09	.06	.00	.00	.00	.00	.00	.00	.00	.03	.00	.27
15	.00	.03	.12	.15	.09	.03	.00	.00	.00	.00	.00	9999	.06	.15	.15	.18	.18	.21	.24	.24	.27	.27	.48	.39	.14
16	.30	.24	.27	.36	.57	.78	.75	.84	.51	.60	.48	.36	9999	.18	.15	.12	.12	.12	.09	.09	.06	.06	.15	.27	.32
17	.12	.33	.30	.33	.36	.57	1.17	1.08	.21	.06	.03	9999	.18	.21	.24	.30	.36	.45	.45	.18	.09	.18	.30	.33	.34
18	.21	.93	1.08	.48	.45	.57	.24	.00	.00	.00	9999	.00	.03	.03	.03	.06	.03	.00	.00	.03	.06	.24	.33	.66	.24
19	.99	1.14	1.05	.66	.72	.42	.57	1.14	.66	.33	.12	.00	.00	9999	.03	.03	.00	.00	.00	.03	.00	.00	.03	.18	.35
20	.15	.12	.03	.00	.00	.00	.06	.06	.24	.06	.03	.00	.00	.00	.06	9999	.12	.18	9999	9999	9999	9999	9999	9999	9999
21	9999	9999	9999	9999	9999	9999	9999	9999	9999	9999	9999	9999	.51	.45	.42	.42	.45	.45	.39	1.47	.48	.54	.51	.39	9999
22	.48	.45	.54	.75	1.17	1.08	.63	.69	.69	.39	.36	.36	.27	.21	9999	.36	.15	.21	.30	.33	.27	.24	.24	.48	.46
23	.48	.45	.39	.15	.33	.24	.24	.27	.33	.24	.30	9999	.39	.36	.42	.42	.36	.42	.45	.54	.66	.72	.87	.81	.43
24	.96	.90	.51	.27	.27	.27	.36	.21	.12	.09	.09	.09	9999	.21	.18	.18	.18	.24	.30	.48	1.05	1.80	1.98	.78	.50
25	.39	9999	9999	9999	9999	9999	9999	9999	9999	9999	9999	9999	9999	9999	9999	9999	9999	9999	9999	9999	9999	9999	9999	9999	9999
26	9999	9999	9999	9999	9999	9999	9999	9999	9999	9999	9999	.45	.42	.27	.30	.30	.30	.24	.33	.24	.06	.39	9999	9999	9999
27	9999	9999	9999	9999	9999	9999	9999	9999	9999	9999	9999	9999	.21	.21	.18	.18	.18	.18	.21	.21	.12	.12	.18	.63	9999
28	.63	.63	.63	.60	.72	.81	.90	.57	.60	.27	.27	.27	.33	.33	.42	.66	.42	.27	.30	.27	.48	.48	.45	.42	.49
29	.45	.48	.48	.48	.51	.45	.45	.51	.51	.51	.51	.48	.42	.48	.48	.54	.42	.36	.33	.57	.54	.60	.57	.45	.48
30	.33	.30	.30	.33	.42	.66	.72	.45	.36	.33	.27	.27	.27	.27	.30	.30	.36	.36	.48	.66	.99	.99	1.14	1.14	.50
31	.87	.90	.75	.63	.72	.90	1.05	.57	.33	.27	.27	.36	.30	.18	.21	.21	.21	.24	.33	.33	.30	.24	.27	.30	.45

HOURLY MAX: 1ST 1.98 ON DAY 24 HOUR 22
2ND 1.80 ON DAY 24 HOUR 21

N.E. CORRIDOR HYDROCARBON STUDY
HOURLY AVERAGE REPORT
****

STATE	21	MARYLAND
AREA	680	ESSEX
SITE	1	B6
PARAMETER	43201	METHANE (CH4)
UNITS	7	PARTS PER MILLION

YEAR	1980
MONTH	AUGUST

DAY	HOUR 00	01	02	03	04	05	06	07	08	09	10	11	12	13	14	15	16	17	18	19	20	21	22	23	DAILY AVG
1	2.40	2.25	2.11	1.98	2.02	2.13	2.49	2.16	2.47	2.28	1.93	1.80	1.82	9999	1.85	2.16	2.49	2.23	1.93	1.76	1.76	1.80	1.76	1.78	2.06
2	1.78	1.80	1.85	2.06	2.28	2.20	2.47	2.03	1.95	1.78	1.73	1.75	1.69	1.66	9999	1.86	1.91	2.33	2.17	1.97	2.04	2.80	2.60	2.26	2.04
3	2.16	2.23	2.31	2.15	2.24	2.32	2.40	2.30	1.96	2.02	1.88	9999	9999	1.69	1.69	1.79	1.88	2.32	2.34	2.26	2.31	2.73	2.86	2.15	2.18
4	1.97	2.12	2.27	2.10	2.27	2.58	2.03	1.88	2.03	2.01	1.84	1.84	1.81	1.90	9999	9999	1.82	1.84	2.04	2.24	2.50	2.44	2.18	2.15	2.08
5	2.43	4.77	2.91	2.40	2.16	2.18	2.48	3.14	2.08	1.95	2.22	1.94	9999	1.86	1.82	1.81	2.08	2.03	2.57	3.18	2.70	2.40	2.21	2.74	2.44
6	3.00	4.84	3.66	3.92	3.34	2.33	2.35	2.24	1.96	1.81	1.79	1.77	9999	9999	1.78	1.80	1.75	1.78	1.97	2.01	2.48	2.10	1.93	2.13	2.40
7	2.62	2.88	2.76	2.41	2.17	2.01	1.90	1.89	1.86	1.88	1.96	1.98	2.00	1.98	2.01	9999	1.81	1.86	1.94	4.35	3.69	4.11	4.22	3.21	2.50
8	2.74	2.74	2.30	2.58	2.55	2.70	2.80	2.67	2.00	1.96	1.84	1.79	9999	9999	1.78	1.74	1.69	1.76	1.87	3.32	2.44	3.03	2.50	2.13	2.32
9	1.90	1.91	1.93	2.12	1.93	1.82	1.76	1.75	1.76	1.72	1.70	9999	1.75	1.76	1.76	1.77	1.72	1.72	1.74	1.80	1.90	2.07	1.83	1.90	1.83
10	1.83	1.85	1.84	1.90	1.83	1.93	2.01	2.00	1.97	1.90	1.86	1.84	1.84	9999	1.82	1.78	1.76	1.78	1.78	1.76	1.74	1.79	1.82	2.00	1.85
11	2.42	2.85	2.41	2.02	2.01	2.04	4.13	2.71	1.99	2.01	1.91	1.99	2.00	1.84	9999	1.79	1.77	1.80	2.03	1.87	1.78	1.82	1.89	1.79	2.12
12	1.94	2.05	3.46	3.69	4.45	9999	9999	9999	9999	9999	9999	9999	1.82	1.84	1.87	1.88	1.88	1.88	1.92	2.08	2.17	2.26	2.15	2.01	9999
13	1.97	2.04	1.95	1.92	1.92	1.95	2.04	1.98	1.89	1.88	1.84	1.85	9999	1.88	1.89	1.86	1.85	1.90	1.88	1.98	2.16	2.08	2.19	2.21	1.96
14	2.35	2.42	2.67	2.38	2.39	2.57	2.48	2.55	2.57	2.34	2.26	2.02	2.03	9999	9999	1.93	2.09	2.05	2.17	2.28	2.38	4.67	3.13	4.83	2.57
15	2.76	2.49	6.36	3.12	2.38	2.69	2.54	2.47	2.19	2.00	9999	9999	2.34	2.06	1.80	1.82	1.81	1.78	1.83	1.90	1.97	2.02	1.89	1.91	2.37
16	1.91	1.91	1.90	1.99	1.96	9999	9999	9999	1.82	1.79	1.77	1.77	9999	1.79	1.76	1.78	1.78	9999	9999	1.88	2.06	2.47	1.97	1.90	1.90
17	1.86	1.98	1.92	1.95	1.89	1.89	1.86	1.82	1.83	1.81	1.82	1.91	1.87	1.84	1.86	1.89	9999	2.24	2.38	4.25	3.54	4.12	2.44	2.72	2.25
18	3.93	2.68	2.64	3.14	2.23	2.39	2.84	2.85	2.58	9999	2.41	2.35	2.14	2.33	2.32	2.42	2.32	2.06	2.21	2.19	2.34	3.19	2.87	2.09	2.54
19	2.61	4.67	2.58	2.69	2.91	2.49	2.21	2.16	2.25	2.25	9999	2.69	2.48	2.61	2.09	2.02	2.20	2.08	2.02	2.01	2.13	2.26	2.12	2.31	2.43
20	2.60	2.77	2.99	2.29	1.89	1.88	1.96	1.95	1.92	1.87	9999	9999	1.86	1.86	1.85	1.88	1.96	2.00	2.58	2.17	2.04	2.04	2.04	1.84	2.10
21	1.83	1.83	1.83	1.89	1.93	1.96	2.07	2.06	1.99	1.92	1.81	1.83	1.78	1.73	1.75	1.76	9999	1.81	1.84	1.89	1.89	1.86	1.95	2.03	1.88
22	1.91	1.99	1.97	1.97	1.94	1.96	1.93	1.89	1.88	1.89	1.88	1.88	1.89	1.90	1.92	1.90	1.88	1.90	1.87	1.91	1.94	1.99	2.04	2.14	1.93
23	2.18	2.09	2.15	2.31	2.11	2.26	2.18	2.27	2.29	2.09	1.98	1.87	1.82	9999	9999	1.85	1.83	1.87	2.91	2.58	1.89	1.97	2.45	3.25	2.19
24	4.16	3.35	2.40	2.13	2.09	2.10	1.99	1.92	1.92	1.93	2.03	1.97	1.99	1.94	9999	1.83	1.87	1.94	2.55	2.41	3.71	3.52	2.98	2.49	2.40
25	2.70	2.51	2.54	2.74	2.57	2.97	2.74	2.11	2.16	2.11	2.04	1.88	1.84	9999	9999	1.79	1.81	1.82	2.09	6.54	6.44	5.35	5.77	3.87	3.02
26	2.43	2.35	2.91	3.00	3.16	2.90	2.76	2.78	2.02	1.86	1.79	1.81	1.96	2.10	2.09	1.90	9999	1.95	2.15	5.87	5.03	2.81	2.97	2.47	2.66
27	2.70	2.92	2.77	3.55	4.26	3.86	3.03	2.33	2.06	2.02	2.06	2.08	9999	9999	9999	9999	9999	1.96	2.00	2.24	4.52	4.11	3.02	3.66	2.90
28	3.58	3.54	3.01	6.54	6.08	4.11	3.26	2.69	2.50	2.12	2.06	2.05	2.10	2.01	9999	9999	2.09	2.11	2.55	8.17	5.48	3.89	3.49	3.45	3.49
29	3.44	4.08	3.97	2.65	2.43	2.40	2.37	2.37	2.36	2.30	9999	9999	2.07	2.08	2.07	2.05	2.00	1.96	2.00	2.05	2.09	1.94	1.94	1.94	2.39
30	1.97	2.26	2.19	2.80	3.36	3.67	3.22	2.04	2.01	2.05	2.13	1.89	1.84	1.82	9999	1.86	1.91	1.86	1.88	1.88	1.87	2.09	2.43	2.40	2.24
31	2.37	2.11	2.01	2.15	2.88	2.71	2.62	2.09	2.14	2.07	2.03	1.94	9999	1.92	2.06	2.13	2.04	2.62	2.13	2.26	2.83	4.41	4.28	9999	2.45

HOURLY MAX: 1ST 8.17 ON DAY 28 HOUR 19
2ND 6.54 ON DAY 25 HOUR 19

N.E. CORRIDOR HYDROCARBON STUDY
HOURLY AVERAGE REPORT
****

STATE	21	MARYLAND
AREA	680	ESSEX
SITE	1	B6
PARAMETER	43102	NON-METHANE HYDROCARBONS
UNITS	7	PARTS PER MILLION

YEAR	1980
MONTH	AUGUST

	HOUR																								DAILY
DAY	00	01	02	03	04	05	06	07	08	09	10	11	12	13	14	15	16	17	18	19	20	21	22	23	AVG
1	.27	.21	.15	.09	.15	.60	1.53	.39	.69	.84	.21	.18	.15	9999	.30	.36	.66	.42	.30	.24	.24	.30	.15	.18	.37
2	.12	.12	.12	.27	.36	.36	.60	.36	.36	.27	.30	.18	.15	.15	9999	.39	.42	.48	.57	.39	.48	.60	.42	.42	.34
3	.45	.63	.57	.63	.75	.99	.87	.57	.45	.57	.42	9999	9999	.27	.24	.24	.21	.36	.45	.51	.60	.42	.45	.45	.50
4	.39	.51	.51	.36	.51	.72	.78	.63	.54	.57	.48	.33	.27	.33	9999	9999	.30	.18	.30	.27	.36	.45	.93	.90	.48
5	.33	.21	.15	.18	.27	.81	.66	.45	.51	.30	.45	.36	9999	.36	.36	.30	.33	.30	9999	9999	9999	9999	9999	9999	9999
6	9999	9999	9999	9999	9999	9999	9999	9999	9999	9999	9999	9999	9999	.15	.42	.24	.15	.18	.36	.27	.45	.45	.30	.27	9999
7	.36	.48	.51	.51	.30	.33	.24	.12	.15	.03	.09	.15	.18	.30	.24	9999	.21	.30	.30	.72	.60	.99	1.14	.81	.39
8	1.32	.72	.54	.60	.66	.96	1.11	.96	.51	.42	.27	.30	9999	9999	.27	.27	.24	.36	.42	.69	.54	.42	.99	.36	.59
9	.06	.15	.18	.12	.12	.06	.06	.09	.06	.09	.03	9999	.27	.36	.27	.24	.42	.33	.36	.63	.99	.69	.54	.51	.29
10	.33	.24	.30	.27	.21	.21	.24	.27	.33	.21	.18	.15	.15	9999	.09	.15	.18	.27	.21	.24	.12	.09	.21	.18	.21
11	.18	.21	.51	.36	.39	.57	.84	1.68	.90	.84	.60	.51	.36	.33	9999	.18	.69	.21	.18	.33	.12	.27	.27	.12	.46
12	.12	.21	.21	.24	.33	9999	9999	9999	9999	9999	9999	9999	.27	.33	.21	.21	.30	.24	.30	.51	.72	.69	.39	.27	9999
13	.18	.15	.15	.12	.09	.21	.33	.21	.09	.12	.03	9999	9999	.18	.42	.21	.21	.30	.39	1.02	1.14	1.17	1.08	1.08	.40
14	1.29	1.32	1.44	.93	.75	.90	.69	.78	.81	.57	.51	.36	.36	9999	.21	.21	.36	.39	.39	.39	.36	.45	.54	.63	.64
15	.69	.66	.93	.78	.63	.90	.99	.90	.42	.30	9999	9999	.45	.66	.39	.30	.36	.30	.36	.42	.51	.51	.39	.36	.55
16	.27	.21	.18	.12	.09	9999	9999	9999	9999	9999	9999	9999	9999	.18	.27	.21	.12	9999	9999	.48	.48	.60	.48	.36	9999
17	.24	.33	.24	.30	.24	.21	.15	.21	.24	.21	.21	.24	.24	.27	.27	.27	9999	.33	.48	.45	.60	.60	.69	.48	.33
18	.30	.39	.45	.36	.27	.33	.42	.57	.51	9999	.39	.39	.27	.27	.54	.33	.33	.33	.36	.54	.66	.33	.27	.30	.39
19	.45	.51	.39	.45	.60	.87	.75	.72	.78	.66	9999	.54	.60	.78	.45	.36	.36	.39	.33	1.08	1.02	1.23	.51	.72	.63
20	.69	.90	.93	.30	.12	.18	.21	.21	.12	9999	9999	9999	.15	.12	.21	.12	.24	.24	.39	.33	.12	.12	.12	.12	.28
21	.09	.15	.15	.18	.18	.36	.42	.33	.24	.09	.15	.15	.18	.09	.15	.12	9999	.45	.54	.96	.72	.57	.60	.69	.33
22	.57	.60	.63	.54	.42	.42	.39	.45	.39	.36	.33	.33	.30	.33	.39	.42	.48	.39	.51	.51	.60	.75	.75	.78	.49
23	.90	.72	.72	.75	.60	.78	.69	.60	9999	9999	9999	9999	9999	9999	.24	.18	.24	.39	.48	.42	.57	.81	.96	1.08	.62
24	1.20	.93	.66	.54	.48	.27	.21	.18	.21	.24	.27	.21	.12	9999	.30	.27	.33	.69	1.05	.81	.93	1.26	1.23	1.08	.59
25	.93	.93	1.02	.96	1.71	1.44	.60	.54	.45	.33	.33	.27	9999	9999	.39	.39	.36	.48	.93	1.17	1.86	2.07	1.44	.84	.88
26	.69	.75	1.05	1.32	1.11	1.14	1.08	1.17	.42	.30	.33	.48	.51	.48	.33	9999	.51	.75	.84	.60	1.17	1.08	.99	1.20	.80
27	1.44	1.50	1.29	2.31	3.51	2.22	1.05	.60	.39	.45	.42	9999	9999	9999	9999	9999	9999	.93	1.08	.75	.60	.39	.87	1.50	1.18
28	1.74	2.07	1.77	1.44	1.74	1.71	1.98	1.05	.69	.15	.15	.21	.30	.30	.39	9999	.45	.36	.60	.57	1.35	1.56	1.65	1.95	1.05
29	1.92	2.46	2.85	1.20	.72	.45	.45	.48	.27	.21	9999	9999	.42	.30	.27	.36	.39	.30	.39	.39	.69	.39	.30	.30	.70
30	.30	.42	.39	.63	.63	.72	.18	.27	.24	.27	.21	.18	.15	.24	9999	9999	.15	.15	.24	.18	.12	.15	.12	.18	.28
31	.12	.09	.24	.24	.12	.09	.09	.18	.48	.36	.24	9999	9999	.78	.39	.33	.33	.33	.33	.39	.39	.33	.36	9999	.30

HOURLY MAX: 1ST 3.51 ON DAY 27 HOUR 4
2ND 2.85 ON DAY 29 HOUR 2

N.E. CORRIDOR HYDROCARBON STUDY
HOURLY AVERAGE REPORT
****

STATE	21	MARYLAND
AREA	680	ESSEX
SITE	1	B6
PARAMETER	43201	METHANE (CH4)
UNITS	7	PARTS PER MILLION

YEAR	1980
MONTH	SEPTEMBER

DAY	HOUR 00	01	02	03	04	05	06	07	08	09	10	11	12	13	14	15	16	17	18	19	20	21	22	23	DAILY AVG
1	2.38	3.71	3.32	4.50	5.94	4.52	3.01	2.35	2.26	2.25	9999	9999	9999	1.86	1.89	1.97	2.05	2.17	2.80	2.38	1.90	2.33	2.46	2.31	2.78
2	2.12	2.82	5.75	4.84	4.60	3.21	2.65	2.39	2.17	2.49	9999	9999	1.88	1.81	1.83	1.86	2.11	2.50	2.55	2.50	2.11	1.82	1.93	1.96	2.63
3	1.96	1.87	1.89	1.92	1.94	1.93	1.92	1.84	1.81	1.79	1.85	1.86	9999	1.84	1.84	1.84	1.81	1.83	1.88	1.96	1.91	2.04	2.20	2.48	1.92
4	2.85	2.60	2.35	2.23	2.08	2.06	2.13	2.09	2.05	2.02	2.01	1.96	9999	1.84	1.86	1.85	1.86	1.98	2.03	1.95	1.94	1.96	1.94	1.93	2.07
5	1.91	2.05	2.46	2.11	2.35	1.87	1.82	1.82	1.81	1.81	1.77	9999	9999	1.82	1.78	1.78	1.80	1.81	1.88	3.24	3.24	4.86	3.71	2.04	2.26
6	2.09	3.87	3.02	2.42	2.45	2.62	2.18	1.93	1.89	1.88	1.95	9999	2.09	1.95	1.95	1.90	1.89	1.93	3.80	3.74	2.89	2.24	2.30	2.59	2.42
7	2.97	2.47	1.95	1.89	1.83	1.86	1.89	1.85	1.83	1.81	1.85	1.83	1.81	1.81	1.79	1.76	1.77	1.79	1.89	2.03	2.06	2.20	2.04	1.94	1.95
8	1.93	1.93	1.89	1.87	1.90	1.93	1.96	1.95	1.94	1.94	1.87	1.91	1.89	9999	1.91	1.93	1.92	1.95	3.24	4.19	3.37	2.87	2.61	2.60	2.24
9	2.55	2.31	2.36	2.29	2.18	2.16	2.12	2.10	2.10	2.25	1.98	9999	1.94	1.94	1.94	1.98	1.94	1.89	2.06	2.38	2.30	2.15	1.90	1.95	2.12
10	2.11	2.25	2.00	2.02	2.04	1.92	1.97	1.86	1.78	1.80	1.84	9999	1.78	1.80	1.80	1.76	1.85	1.85	1.83	1.86	1.85	1.87	1.89	1.84	1.89
11	1.86	1.87	1.88	1.87	1.86	1.87	1.86	1.85	1.90	1.90	1.86	9999	1.94	1.95	2.03	1.92	1.96	1.97	2.69	3.77	2.48	3.00	2.46	2.72	2.15
12	2.90	2.71	2.66	2.84	2.82	3.42	3.61	2.68	2.43	2.07	1.99	1.90	9999	9999	1.87	1.85	1.85	1.81	1.92	2.04	2.14	2.18	2.22	2.39	2.38
13	2.57	2.97	3.43	3.10	3.05	2.76	2.67	2.25	2.01	2.04	1.78	1.77	1.82	1.81	1.84	1.87	1.79	9999	9999	9999	9999	9999	9999	9999	9999
14	9999	9999	9999	9999	9999	9999	9999	9999	9999	9999	9999	9999	9999	9999	9999	9999	9999	9999	9999	9999	9999	9999	9999	9999	9999
15	9999	9999	9999	9999	9999	9999	9999	9999	9999	9999	9999	9999	9999	9999	9999	9999	9999	9999	9999	9999	9999	9999	9999	9999	9999
16	9999	9999	9999	9999	9999	9999	9999	9999	9999	9999	9999	9999	9999	9999	9999	9999	9999	9999	9999	9999	9999	9999	9999	9999	9999
17	9999	9999	9999	9999	9999	9999	9999	9999	9999	9999	9999	9999	9999	9999	9999	9999	9999	9999	9999	9999	9999	9999	9999	9999	9999
18	9999	9999	9999	9999	9999	9999	9999	9999	9999	9999	9999	9999	9999	9999	9999	9999	9999	9999	9999	9999	9999	9999	9999	9999	9999
19	9999	9999	9999	9999	9999	9999	9999	9999	9999	9999	9999	9999	9999	9999	9999	9999	9999	9999	9999	9999	9999	9999	9999	9999	9999
20	9999	9999	9999	9999	9999	9999	9999	9999	9999	9999	9999	9999	9999	9999	9999	9999	9999	9999	9999	9999	9999	9999	9999	9999	9999
21	9999	9999	9999	9999	9999	9999	9999	9999	9999	9999	9999	9999	9999	9999	9999	9999	9999	9999	9999	9999	9999	9999	9999	9999	9999
22	9999	9999	9999	9999	9999	9999	9999	9999	9999	9999	9999	9999	9999	9999	9999	9999	9999	9999	9999	9999	9999	9999	9999	9999	9999
23	9999	9999	9999	9999	9999	9999	9999	9999	9999	9999	9999	9999	9999	9999	9999	9999	9999	9999	9999	9999	9999	9999	9999	9999	9999
24	9999	9999	9999	9999	9999	9999	9999	9999	9999	9999	9999	9999	9999	9999	9999	9999	9999	9999	9999	9999	9999	9999	9999	9999	9999
25	9999	9999	9999	9999	9999	9999	9999	9999	9999	9999	9999	9999	9999	9999	9999	9999	9999	9999	9999	9999	9999	9999	9999	9999	9999
26	9999	9999	9999	9999	9999	9999	9999	9999	9999	9999	9999	9999	9999	9999	9999	9999	9999	9999	9999	9999	9999	9999	9999	9999	9999
27	9999	9999	9999	9999	9999	9999	9999	9999	9999	9999	9999	9999	9999	9999	9999	9999	9999	9999	9999	9999	9999	9999	9999	9999	9999
28	9999	9999	9999	9999	9999	9999	9999	9999	9999	9999	9999	9999	9999	9999	9999	9999	9999	9999	9999	9999	9999	9999	9999	9999	9999
29	9999	9999	9999	9999	9999	9999	9999	9999	9999	9999	9999	9999	9999	9999	9999	9999	9999	9999	9999	9999	9999	9999	9999	9999	9999
30	9999	9999	9999	9999	9999	9999	9999	9999	9999	9999	9999	9999	9999	9999	9999	9999	9999	9999	9999	9999	9999	9999	9999	9999	9999

HOURLY MAX: 1ST 5.94 ON DAY 1 HOUR 4
2ND 5.75 ON DAY 2 HOUR 2

N.E. CORRIDOR HYDROCARBON STUDY
HOURLY AVERAGE REPORT
****

STATE	21	MARYLAND
AREA	680	ESSEX
SITE	1	B6
PARAMETER	43102	NON-METHANE HYDROCARBONS
UNITS	7	PARTS PER MILLION

YEAR	1980
MONTH	SEPTEMBER

	HOUR																								DAILY
DAY	00	01	02	03	04	05	06	07	08	09	10	11	12	13	14	15	16	17	18	19	20	21	22	23	AVG
1	.27	.15	.15	.12	.09	.36	.69	.54	.48	.60	.75	9999	9999	.24	.24	.24	.24	.39	.33	.39	.27	.27	.33	.45	.35
2	.33	.33	.18	.24	.45	.96	1.05	.96	.78	1.14	9999	9999	.30	.24	.21	.30	.27	.33	.39	.75	.84	.15	.24	.12	.48
3	.12	.09	.18	.18	.24	.42	.39	.12	.03	.03	.06	.00	9999	9999	.30	.27	.33	.33	.48	.87	.72	.75	1.14	1.35	.38
4	1.41	1.38	.99	.54	.36	.42	.63	.54	.39	.45	.36	.36	9999	.27	.27	.27	.33	.36	.36	.33	.27	.24	.24	.27	.48
5	.18	.15	.39	.24	.21	.30	.27	.36	.33	.33	.30	9999	9999	.27	.30	.33	.30	.39	.42	.45	.45	.36	.39	.51	.33
6	.48	.39	.60	.78	.87	1.08	.90	.45	.33	.33	.27	.30	.33	.33	.36	.33	.33	.36	.48	.48	.72	.57	.51	.75	.51
7	.90	.84	.39	.27	.21	.24	.27	.18	.24	.15	.12	.09	.18	.15	.15	.09	.12	.15	.39	.75	.87	1.11	.69	.24	.37
8	.12	.12	.12	.12	.12	.33	.33	.21	.15	.09	.18	.12	.12	9999	.33	.33	.27	.30	.39	.66	1.14	1.38	1.26	1.56	.42
9	1.53	.93	.72	.78	.57	.75	.69	.81	.60	.63	.39	9999	.27	.36	.45	.48	.51	.48	.54	.54	.39	.51	.54	.39	.60
10	.42	.75	.78	.51	.84	.72	.72	.63	.39	.36	.45	9999	9999	.21	.24	.27	.30	.21	.33	.48	.60	.57	.30	.27	.47
11	.24	.24	.24	.24	.33	.66	.99	.87	.48	.30	.30	.33	9999	1.26	1.08	9999	9999	9999	9999	9999	9999	9999	9999	9999	9999
12	9999	9999	9999	9999	9999	9999	9999	9999	9999	9999	9999	9999	2.28	1.92	.78	.66	.63	.78	1.35	1.05	.39	.33	.33	.24	9999
13	.15	.15	.18	.21	.24	9999	9999	9999	9999	9999	9999	9999	9999	9999	9999	9999	9999	9999	9999	9999	9999	9999	9999	9999	9999
14	9999	9999	9999	9999	9999	9999	9999	9999	9999	9999	9999	9999	9999	9999	9999	9999	9999	9999	9999	9999	9999	9999	9999	9999	9999
15	9999	9999	9999	9999	9999	9999	9999	9999	9999	9999	9999	9999	9999	9999	9999	9999	9999	9999	9999	9999	9999	9999	9999	9999	9999
16	9999	9999	9999	9999	9999	9999	9999	9999	9999	9999	9999	9999	9999	9999	9999	9999	9999	9999	9999	9999	9999	9999	9999	9999	9999
17	9999	9999	9999	9999	9999	9999	9999	9999	9999	9999	9999	9999	9999	9999	9999	9999	9999	9999	9999	9999	9999	9999	9999	9999	9999
18	9999	9999	9999	9999	9999	9999	9999	9999	9999	9999	9999	9999	9999	9999	9999	9999	9999	9999	9999	9999	9999	9999	9999	9999	9999
19	9999	9999	9999	9999	9999	9999	9999	9999	9999	9999	9999	9999	9999	9999	9999	9999	9999	9999	9999	9999	9999	9999	9999	9999	9999
20	9999	9999	9999	9999	9999	9999	9999	9999	9999	9999	9999	9999	9999	9999	9999	9999	9999	9999	9999	9999	9999	9999	9999	9999	9999
21	9999	9999	9999	9999	9999	9999	9999	9999	9999	9999	9999	9999	9999	9999	9999	9999	9999	9999	9999	9999	9999	9999	9999	9999	9999
22	9999	9999	9999	9999	9999	9999	9999	9999	9999	9999	9999	9999	9999	9999	9999	9999	9999	9999	9999	9999	9999	9999	9999	9999	9999
23	9999	9999	9999	9999	9999	9999	9999	9999	9999	9999	9999	9999	9999	9999	9999	9999	9999	9999	9999	9999	9999	9999	9999	9999	9999
24	9999	9999	9999	9999	9999	9999	9999	9999	9999	9999	9999	9999	9999	9999	9999	9999	9999	9999	9999	9999	9999	9999	9999	9999	9999
25	9999	9999	9999	9999	9999	9999	9999	9999	9999	9999	9999	9999	9999	9999	9999	9999	9999	9999	9999	9999	9999	9999	9999	9999	9999
26	9999	9999	9999	9999	9999	9999	9999	9999	9999	9999	9999	9999	9999	9999	9999	9999	9999	9999	9999	9999	9999	9999	9999	9999	9999
27	9999	9999	9999	9999	9999	9999	9999	9999	9999	9999	9999	9999	9999	9999	9999	9999	9999	9999	9999	9999	9999	9999	9999	9999	9999
28	9999	9999	9999	9999	9999	9999	9999	9999	9999	9999	9999	9999	9999	9999	9999	9999	9999	9999	9999	9999	9999	9999	9999	9999	9999
29	9999	9999	9999	9999	9999	9999	9999	9999	9999	9999	9999	9999	9999	9999	9999	9999	9999	9999	9999	9999	9999	9999	9999	9999	9999
30	9999	9999	9999	9999	9999	9999	9999	9999	9999	9999	9999	9999	9999	9999	9999	9999	9999	9999	9999	9999	9999	9999	9999	9999	9999

HOURLY MAX: 1ST 2.28 ON DAY 12 HOUR 12
2ND 1.92 ON DAY 12 HOUR 13

N.E. CORRIDOR HYDROCARBON STUDY
HOURLY AVERAGE REPORT
****

STATE	48	VIRGINIA
AREA	2520	PRINCE WILLIAM COUNTY
SITE	8	W2 (CAMP UPSHUR)
PARAMETER	43201	METHANE (CH4)
UNITS	7	PARTS PER MILLION

YEAR 1980
MONTH JUNE

DAY	HOUR 00	01	02	03	04	05	06	07	08	09	10	11	12	13	14	15	16	17	18	19	20	21	22	23	DAILY AVG
1	9999	9999	9999	9999	9999	9999	9999	9999	9999	9999	9999	9999	9999	9999	9999	9999	9999	9999	9999	9999	9999	9999	9999	9999	9999
2	9999	9999	9999	9999	9999	9999	9999	9999	9999	9999	9999	9999	9999	9999	9999	9999	9999	9999	9999	9999	9999	9999	9999	9999	9999
3	9999	9999	9999	9999	9999	9999	9999	9999	9999	9999	9999	9999	9999	9999	9999	9999	9999	9999	9999	9999	9999	9999	9999	9999	9999
4	9999	9999	9999	9999	9999	9999	9999	9999	9999	9999	9999	9999	9999	9999	9999	9999	9999	9999	9999	9999	9999	9999	9999	9999	9999
5	9999	9999	9999	9999	9999	9999	9999	9999	9999	9999	9999	9999	9999	9999	9999	9999	9999	9999	9999	9999	9999	9999	9999	9999	9999
6	9999	9999	9999	9999	9999	9999	9999	9999	9999	9999	9999	9999	9999	9999	9999	9999	9999	9999	9999	9999	9999	9999	9999	9999	9999
7	9999	9999	9999	9999	9999	9999	9999	9999	9999	9999	9999	9999	9999	9999	9999	9999	9999	9999	9999	9999	9999	9999	9999	9999	9999
8	9999	9999	9999	9999	9999	9999	9999	9999	9999	9999	9999	9999	9999	9999	9999	9999	9999	9999	9999	9999	9999	9999	9999	9999	9999
9	9999	9999	9999	9999	9999	9999	9999	9999	9999	9999	9999	9999	9999	9999	9999	9999	9999	9999	9999	9999	9999	9999	9999	9999	9999
10	9999	9999	9999	9999	9999	9999	9999	9999	9999	9999	9999	9999	9999	9999	9999	9999	9999	9999	9999	9999	9999	9999	9999	9999	9999
11	9999	9999	9999	9999	9999	9999	9999	9999	9999	9999	9999	9999	9999	9999	9999	9999	9999	9999	9999	9999	9999	9999	9999	9999	9999
12	9999	9999	9999	9999	9999	9999	9999	9999	9999	9999	9999	9999	9999	9999	9999	9999	9999	9999	9999	9999	9999	9999	9999	9999	9999
13	9999	9999	9999	9999	9999	9999	9999	9999	9999	9999	9999	9999	9999	9999	9999	9999	9999	9999	9999	9999	9999	9999	9999	9999	9999
14	9999	9999	9999	9999	9999	9999	9999	9999	9999	9999	9999	9999	9999	9999	9999	9999	9999	9999	9999	9999	9999	9999	9999	9999	9999
15	9999	9999	9999	9999	9999	9999	9999	9999	9999	9999	9999	9999	9999	9999	9999	9999	9999	9999	9999	1.66	1.70	1.73	1.71	1.71	9999
16	1.77	1.78	1.81	1.80	1.77	1.73	1.72	1.71	1.70	1.68	9999	9999	9999	9999	9999	9999	9999	9999	9999	9999	9999	9999	9999	9999	9999
17	9999	9999	9999	9999	9999	9999	9999	9999	9999	9999	9999	9999	9999	9999	9999	9999	9999	9999	9999	9999	9999	9999	9999	9999	9999
18	9999	9999	9999	9999	9999	9999	9999	9999	9999	9999	9999	1.74	1.72	1.70	1.68	1.67	1.65	1.63	1.62	1.60	1.58	1.56	1.64	1.66	9999
19	1.68	1.70	1.68	1.68	1.69	1.69	1.69	1.70	1.70	1.65	9999	1.71	1.71	1.71	1.72	1.72	1.72	1.73	1.73	1.73	1.74	1.74	1.74	1.74	1.71
20	1.74	1.74	1.74	1.74	1.74	1.75	1.75	1.81	1.79	1.77	9999	1.72	1.73	1.73	1.74	1.75	1.75	1.76	1.75	1.75	1.76	1.77	1.77	1.78	1.75
21	1.78	1.79	1.80	1.80	1.81	1.80	1.80	1.77	1.74	1.72	9999	1.70	1.71	1.72	1.73	1.74	1.70	1.71	1.73	1.75	1.76	1.78	1.80	1.82	1.76
22	1.83	1.85	1.87	1.77	1.76	1.75	1.74	1.73	1.72	1.71	9999	1.71	1.72	1.73	1.69	1.71	1.72	1.73	1.74	1.75	1.77	1.78	1.79	1.80	1.76
23	1.81	1.73	1.73	1.73	1.73	1.73	1.73	1.73	1.73	1.72	1.71	1.71	1.74	1.74	1.74	1.75	1.75	1.76	1.76	1.76	1.77	1.77	1.78	1.71	1.74
24	1.71	1.70	1.70	1.69	1.69	1.68	1.68	1.67	1.67	9999	1.66	1.66	1.67	1.67	1.68	1.68	1.69	1.69	1.70	1.71	1.71	1.68	1.69	1.70	1.69
25	1.71	1.73	1.68	1.69	1.71	1.72	1.72	1.65	1.64	9999	1.75	1.74	1.73	1.72	1.71	1.71	1.70	1.69	1.68	1.67	1.70	1.72	1.75	1.78	1.71
26	1.81	1.83	1.89	1.89	1.92	2.07	1.93	1.89	1.85	1.87	1.81	1.80	1.79	1.80	1.81	1.82	1.83	1.75	1.75	1.75	1.75	1.76	1.76	1.76	1.83
27	1.76	1.77	1.77	1.77	1.78	1.77	1.77	1.76	1.75	1.75	9999	9999	9999	9999	9999	9999	9999	9999	9999	9999	9999	9999	9999	9999	9999
28	9999	9999	9999	9999	9999	9999	9999	9999	9999	9999	9999	9999	9999	9999	9999	9999	9999	9999	9999	9999	9999	9999	9999	9999	9999
29	9999	9999	9999	9999	9999	9999	9999	9999	9999	9999	9999	9999	9999	9999	9999	9999	9999	1.94	1.81	1.75	1.74	1.73	1.72	1.71	9999
30	1.70	1.68	1.67	1.66	1.75	1.76	1.72	1.72	1.71	1.77	1.72	1.72	1.72	1.72	1.72	9999	9999	9999	9999	9999	9999	9999	9999	9999	9999

HOURLY MAX: 1ST 2.07 ON DAY 26 HOUR 5
2ND 1.94 ON DAY 29 HOUR 17

N.E. CORRIDOR HYDROCARBON STUDY
HOURLY AVERAGE REPORT
****

STATE	48	VIRGINIA
AREA	2520	PRINCE WILLIAM COUNTY
SITE	8	W2 (CAMP UPSHUR)
PARAMETER	43102	NON-METHANE HYDROCARBONS
UNITS	7	PARTS PER MILLION

YEAR	1980
MONTH	JUNE

	HOUR																								DAILY
DAY	00	01	02	03	04	05	06	07	08	09	10	11	12	13	14	15	16	17	18	19	20	21	22	23	AVG
1	9999	9999	9999	9999	9999	9999	9999	9999	9999	9999	9999	9999	9999	9999	9999	9999	9999	9999	9999	9999	9999	9999	9999	9999	9999
2	9999	9999	9999	9999	9999	9999	9999	9999	9999	9999	9999	9999	9999	9999	9999	9999	9999	9999	9999	9999	9999	9999	9999	9999	9999
3	9999	9999	9999	9999	9999	9999	9999	9999	9999	9999	9999	9999	9999	9999	9999	9999	9999	9999	9999	9999	9999	9999	9999	9999	9999
4	9999	9999	9999	9999	9999	9999	9999	9999	9999	9999	9999	9999	9999	9999	9999	9999	9999	9999	9999	9999	9999	9999	9999	9999	9999
5	9999	9999	9999	9999	9999	9999	9999	9999	9999	9999	9999	9999	9999	9999	9999	9999	9999	9999	9999	9999	9999	9999	9999	9999	9999
6	9999	9999	9999	9999	9999	9999	9999	9999	9999	9999	9999	9999	9999	9999	9999	9999	9999	9999	9999	9999	9999	9999	9999	9999	9999
7	9999	9999	9999	9999	9999	9999	9999	9999	9999	9999	9999	9999	9999	9999	9999	9999	9999	9999	9999	9999	9999	9999	9999	9999	9999
8	9999	9999	9999	9999	9999	9999	9999	9999	9999	9999	9999	9999	9999	9999	9999	9999	9999	9999	9999	9999	9999	9999	9999	9999	9999
9	9999	9999	9999	9999	9999	9999	9999	9999	9999	9999	9999	9999	9999	9999	9999	9999	9999	9999	9999	9999	9999	9999	9999	9999	9999
10	9999	9999	9999	9999	9999	9999	9999	9999	9999	9999	9999	9999	9999	9999	9999	9999	9999	9999	9999	9999	9999	9999	9999	9999	9999
11	9999	9999	9999	9999	9999	9999	9999	9999	9999	9999	9999	9999	9999	9999	9999	9999	9999	9999	9999	9999	9999	9999	9999	9999	9999
12	9999	9999	9999	9999	9999	9999	9999	9999	9999	9999	9999	9999	9999	9999	9999	9999	9999	9999	9999	9999	9999	9999	9999	9999	9999
13	9999	9999	9999	9999	9999	9999	9999	9999	9999	9999	9999	9999	9999	9999	9999	9999	9999	9999	9999	9999	9999	9999	9999	9999	9999
14	9999	9999	9999	9999	9999	9999	9999	9999	9999	9999	9999	9999	9999	9999	9999	9999	9999	9999	9999	9999	9999	9999	9999	9999	9999
15	9999	9999	9999	9999	9999	9999	9999	9999	9999	9999	9999	9999	9999	9999	9999	9999	9999	9999	9999	.00	.00	.00	.00	.00	9999
16	.00	.00	.00	.00	.00	.00	.00	.00	.00	.00	.00	9999	9999	9999	9999	9999	9999	9999	9999	9999	9999	9999	9999	9999	9999
17	9999	9999	9999	9999	9999	9999	9999	9999	9999	9999	9999	9999	9999	9999	9999	9999	9999	9999	9999	9999	9999	9999	9999	9999	9999
18	9999	9999	9999	9999	9999	9999	9999	9999	9999	9999	9999	.09	.09	.12	.09	.09	.06	.06	.06	.06	.06	.06	.15	.18	9999
19	.21	.21	.09	.12	.12	.18	.15	.12	.09	.06	9999	.00	.00	.00	.00	.00	.00	.00	.00	.00	.00	.00	.00	.00	.06
20	.00	.00	.00	.00	.03	.00	.00	.00	.00	.00	9999	.09	.09	.09	.09	.09	.09	.09	.06	.15	.15	.18	.21	.15	.07
21	.12	.15	.15	.15	.18	.15	.09	.12	.06	.09	9999	.03	.06	.03	.03	.21	.06	.00	.06	.00	.06	.06	.06	.09	.09
22	.06	.03	.06	.06	.03	.06	.09	.12	.09	.06	9999	.18	.15	.18	.06	.15	.15	.09	.15	.15	.15	.24	.18	.21	.12
23	.27	.15	.12	.12	.12	.21	.18	.15	.15	.15	9999	.09	.12	.06	.06	.03	.03	.03	.09	.24	.06	.06	.00	.06	.11
24	.06	.03	.03	.00	.03	.15	.03	.03	.09	9999	.15	.21	.21	.21	.21	.18	.18	.18	.18	.21	.21	.21	.21	.21	.14
25	.24	.24	.24	.27	.21	.27	.27	.27	.18	9999	.03	.00	.06	.03	.00	.00	.00	.00	.00	.09	.06	.06	.06	.06	.11
26	.06	.09	.03	.06	.12	.27	.30	.21	.21	.21	.21	.18	9999	.21	.15	.15	.12	.09	.09	.12	.27	.21	.24	.27	.17
27	.27	.27	.21	.27	.18	.15	.15	.12	.09	.12	9999	9999	9999	9999	9999	9999	9999	9999	9999	9999	9999	9999	9999	9999	9999
28	9999	9999	9999	9999	9999	9999	9999	9999	9999	9999	9999	9999	9999	9999	9999	9999	9999	9999	9999	9999	9999	9999	9999	9999	9999
29	9999	9999	9999	9999	9999	9999	9999	9999	9999	9999	9999	9999	9999	9999	9999	9999	9999	9999	.00	.18	.27	.27	.27	.36	9999
30	.30	.30	.30	.30	.24	.21	.15	.24	.21	.21	.09	.27	.24	.30	.30	.27	.06	9999	9999	9999	9999	9999	9999	9999	9999

HOURLY MAX: 1ST .36 ON DAY 29 HOUR 23
2ND .30 ON DAY 26 HOUR 6

N.E. CORRIDOR HYDROCARBON STUDY
HOURLY AVERAGE REPORT
****

STATE	48	VIRGINIA
AREA	2520	PRINCE WILLIAM COUNTY
SITE	8	W2 (CAMP UPSHUR)
PARAMETER	43201	METHANE (CH4)
UNITS	7	PARTS PER MILLION

YEAR 1980
MONTH JULY

DAY	HOUR 00	01	02	03	04	05	06	07	08	09	10	11	12	13	14	15	16	17	18	19	20	21	22	23	DAILY AVG
1	9999	9999	9999	9999	9999	9999	9999	9999	9999	9999	9999	9999	9999	9999	9999	9999	9999	9999	9999	9999	9999	9999	9999	9999	9999
2	9999	9999	9999	9999	9999	9999	9999	9999	9999	9999	9999	9999	9999	9999	9999	9999	9999	9999	9999	9999	9999	9999	9999	9999	9999
3	9999	9999	9999	9999	9999	9999	9999	9999	9999	9999	9999	9999	9999	9999	9999	9999	9999	9999	9999	9999	9999	9999	9999	9999	9999
4	9999	9999	9999	9999	9999	9999	9999	9999	9999	9999	9999	9999	9999	9999	9999	9999	9999	9999	9999	9999	9999	9999	9999	9999	9999
5	9999	9999	9999	9999	9999	9999	9999	9999	9999	9999	9999	9999	9999	9999	9999	9999	9999	9999	9999	9999	9999	9999	9999	9999	9999
6	9999	9999	9999	9999	9999	9999	9999	9999	9999	9999	9999	9999	9999	9999	9999	9999	9999	9999	9999	9999	9999	9999	9999	9999	9999
7	9999	9999	9999	9999	9999	9999	9999	9999	9999	9999	9999	9999	9999	9999	9999	9999	9999	9999	9999	9999	9999	9999	9999	9999	9999
8	9999	9999	9999	9999	9999	9999	9999	9999	9999	9999	9999	9999	9999	9999	9999	9999	9999	9999	9999	9999	9999	9999	9999	9999	9999
9	9999	9999	9999	9999	9999	9999	9999	9999	9999	9999	9999	9999	9999	9999	9999	9999	9999	9999	9999	9999	9999	9999	9999	9999	9999
10	9999	9999	9999	9999	9999	9999	9999	9999	9999	9999	9999	9999	9999	9999	9999	1.71	1.65	1.62	1.65	1.67	1.68	1.67	1.66	1.65	9999
11	1.67	1.69	1.74	1.79	1.81	1.80	1.80	1.77	1.76	1.69	1.69	1.69	1.69	1.71	1.76	1.73	1.73	9999	9999	9999	1.76	1.72	1.74	1.75	1.74
12	1.74	1.77	1.80	1.85	1.83	1.83	1.81	1.81	1.74	1.67	1.67	1.70	1.72	9999	9999	1.68	1.64	1.61	1.60	1.60	1.62	1.62	1.63	1.61	1.71
13	1.61	1.62	1.63	1.66	1.70	1.71	1.68	1.64	1.60	1.55	1.50	1.49	1.47	1.51	1.53	1.53	1.57	1.56	1.52	1.54	1.52	1.51	1.54	1.56	1.57
14	1.56	1.56	1.54	1.55	1.56	1.56	1.58	1.51	1.48	1.44	1.39	1.43	1.42	9999	9999	1.77	1.77	9999	9999	9999	9999	9999	9999	9999	9999
15	9999	9999	9999	9999	9999	9999	9999	9999	9999	9999	9999	9999	9999	9999	9999	9999	9999	9999	9999	9999	9999	9999	9999	9999	9999
16	9999	9999	9999	9999	9999	9999	9999	9999	9999	9999	9999	9999	9999	9999	9999	9999	9999	9999	9999	9999	9999	9999	9999	9999	9999
17	9999	9999	9999	9999	9999	9999	9999	9999	9999	9999	9999	9999	9999	9999	9999	9999	9999	9999	9999	9999	9999	9999	9999	9999	9999
18	9999	9999	9999	9999	9999	9999	9999	9999	9999	9999	9999	9999	9999	9999	9999	9999	9999	9999	9999	9999	9999	9999	9999	9999	9999
19	9999	9999	9999	9999	9999	9999	9999	9999	9999	9999	9999	9999	9999	9999	9999	9999	9999	9999	9999	9999	9999	9999	9999	9999	9999
20	9999	9999	9999	9999	9999	9999	9999	9999	9999	9999	9999	9999	9999	9999	9999	9999	9999	9999	9999	9999	9999	9999	9999	9999	9999
21	9999	9999	9999	9999	9999	9999	9999	9999	9999	9999	9999	9999	9999	9999	9999	9999	9999	9999	9999	1.47	1.31	1.21	1.16	1.19	9999
22	1.17	1.17	1.17	1.18	1.21	1.18	1.19	1.19	1.15	9999	1.48	1.49	1.49	1.50	1.52	1.54	1.52	1.49	1.43	1.42	1.38	1.38	1.38	1.37	1.35
23	1.35	1.35	1.35	1.33	1.31	1.28	1.28	9999	9999	9999	1.57	1.54	1.54	1.53	1.51	1.51	1.51	1.50	1.48	1.44	1.46	1.51	1.49	1.48	1.44
24	1.51	1.50	1.51	1.47	1.48	1.46	1.49	9999	9999	9999	9999	1.46	1.42	1.42	1.42	1.43	1.41	1.39	1.35	1.32	1.31	1.31	9999	9999	1.43
25	9999	9999	9999	9999	9999	9999	9999	9999	9999	9999	9999	9999	9999	9999	9999	1.99	1.94	1.92	1.87	1.82	1.80	1.80	1.78	1.76	9999
26	1.75	1.74	1.74	1.74	1.74	1.73	1.72	1.74	1.75	9999	9999	1.96	1.91	1.92	1.89	1.86	1.82	1.76	1.76	1.73	1.73	1.72	1.73	1.74	1.78
27	1.75	1.76	1.77	1.77	1.80	1.81	1.94	1.74	9999	9999	9999	1.72	1.74	1.71	1.72	1.74	1.79	1.80	1.78	1.74	1.74	1.74	1.71	1.71	1.76
28	1.70	1.72	1.75	1.74	1.73	1.74	1.72	1.72	1.70	9999	9999	9999	1.73	1.71	1.69	1.69	1.73	1.74	1.73	1.71	1.72	1.71	1.73	1.73	1.72
29	1.76	1.78	1.78	1.78	1.74	1.73	1.71	1.68	1.67	9999	9999	9999	9999	1.77	1.81	1.78	1.75	1.76	1.76	1.75	9999	9999	9999	1.84	9999
30	1.84	1.82	1.84	1.86	1.88	1.87	1.86	1.77	1.75	1.69	9999	9999	1.84	1.82	1.85	1.85	1.82	1.81	1.80	1.81	1.78	1.77	1.77	1.77	1.81
31	1.77	1.77	1.79	1.80	9999	9999	9999	9999	9999	9999	9999	9999	9999	9999	9999	9999	1.84	1.86	1.85	1.81	1.79	1.79	1.76	1.76	9999

HOURLY MAX: 1ST 1.99 ON DAY 25 HOUR 15
2ND 1.96 ON DAY 26 HOUR 11

N.E. CORRIDOR HYDROCARBON STUDY
HOURLY AVERAGE REPORT
****

STATE	48	VIRGINIA
AREA	2520	PRINCE WILLIAM COUNTY
SITE	8	W2 (CAMP UPSHUR)
PARAMETER	43102	NON-METHANE HYDROCARBONS
UNITS	7	PARTS PER MILLION

YEAR 1980
MONTH JULY

DAY	HOUR 00	01	02	03	04	05	06	07	08	09	10	11	12	13	14	15	16	17	18	19	20	21	22	23	DAILY AVG
1	[redacted]	9999	9999	9999	9999	9999	9999	9999	9999	9999	9999	9999	9999	9999	9999	9999	9999	9999	9999	9999	9999	9999	9999	9999	9999
2	9999	9999	9999	9999	9999	9999	9999	9999	9999	9999	9999	9999	9999	9999	9999	9999	9999	9999	9999	9999	9999	9999	9999	9999	9999
3	9999	9999	9999	9999	9999	9999	9999	9999	9999	9999	9999	9999	9999	9999	9999	9999	9999	9999	9999	9999	9999	9999	9999	9999	9999
4	9999	9999	9999	9999	9999	9999	9999	9999	9999	9999	9999	9999	9999	9999	9999	9999	9999	9999	9999	9999	9999	9999	9999	9999	9999
5	9999	9999	9999	9999	9999	9999	9999	9999	9999	9999	9999	9999	9999	9999	9999	9999	9999	9999	9999	9999	9999	9999	9999	9999	9999
6	9999	9999	9999	9999	9999	9999	9999	9999	9999	9999	9999	9999	9999	9999	9999	9999	9999	9999	9999	9999	9999	9999	9999	9999	9999
7	9999	9999	9999	9999	9999	9999	9999	9999	9999	9999	9999	9999	9999	9999	9999	9999	9999	9999	9999	9999	9999	9999	9999	9999	9999
8	9999	9999	9999	9999	9999	9999	9999	9999	9999	9999	9999	9999	9999	9999	9999	9999	9999	9999	9999	9999	9999	9999	9999	9999	9999
9	9999	9999	9999	9999	9999	9999	9999	9999	9999	9999	9999	9999	9999	9999	9999	9999	9999	9999	9999	9999	9999	9999	9999	9999	9999
10	9999	9999	9999	9999	9999	9999	9999	9999	9999	9999	9999	9999	9999	9999	9999	1.35	.87	.63	.54	.45	.39	.36	.30	.24	9999
11	.21	.21	.21	.18	.21	.27	.21	.18	.21	.18	.24	.18	.21	.18	.15	.15	.12	.09	9999	9999	.24	.18	.12	.15	.19
12	.09	.09	.09	.09	.06	.09	.12	.12	.09	.12	.03	.03	.03	9999	.09	.09	.15	.12	.18	.09	.09	.12	.21	.15	.10
13	.18	.12	.09	.12	.09	.12	.15	.15	.15	.15	.12	.09	.21	.18	.18	.15	.18	.18	.27	.24	.27	.51	.24	.27	.18
14	.48	.36	9999	9999	9999	9999	9999	9999	9999	9999	9999	9999	9999	9999	9999	9999	9999	9999	9999	9999	9999	9999	9999	9999	9999
15	9999	9999	9999	9999	9999	9999	9999	9999	9999	9999	9999	9999	9999	9999	9999	9999	9999	9999	9999	9999	9999	9999	9999	9999	9999
16	9999	9999	9999	9999	9999	9999	9999	9999	9999	9999	9999	9999	9999	9999	9999	9999	9999	9999	9999	9999	9999	9999	9999	9999	9999
17	9999	9999	9999	9999	9999	9999	9999	9999	9999	9999	9999	9999	9999	9999	9999	9999	9999	9999	9999	9999	9999	9999	9999	9999	9999
18	9999	9999	9999	9999	9999	9999	9999	9999	9999	9999	9999	9999	9999	9999	9999	9999	9999	9999	9999	9999	9999	9999	9999	9999	9999
19	9999	9999	9999	9999	9999	9999	9999	9999	9999	9999	9999	9999	9999	9999	9999	9999	9999	9999	9999	9999	9999	9999	9999	9999	9999
20	9999	9999	9999	9999	9999	9999	9999	9999	9999	9999	9999	9999	9999	9999	9999	9999	9999	9999	9999	9999	9999	9999	9999	9999	9999
21	9999	9999	9999	9999	9999	9999	9999	9999	9999	9999	9999	9999	9999	9999	9999	9999	9999	9999	9999	9999	9999	9999	9999	9999	9999
22	9999	.21	.12	.21	.18	.24	.21	.18	.12	9999	.12	.09	.06	.00	.00	.00	.00	.00	.00	.00	.00	.03	.03	.00	.08
23	.00	.00	.00	.00	.00	.18	.06	.21	.03	.06	9999	.09	.39	.03	.09	.06	.06	.06	.12	.15	.12	.12	.12	.12	.09
24	.12	.09	.09	.09	.09	.09	.15	.15	.18	.21	.09	.12	.03	.00	.03	.03	.03	.03	.03	.09	.09	.09	.09	.06	.09
25	.09	.03	.03	.54	.15	.12	.12	9999	9999	9999	9999	9999	9999	9999	9999	.00	.00	.00	.00	.00	.00	.00	.00	.00	9999
26	.00	.00	.00	9999	9999	9999	9999	9999	9999	9999	9999	.00	.00	.00	.00	.00	.00	.00	.00	.00	.00	.00	.00	.00	9999
27	.00	.00	.00	.00	.00	9999	9999	9999	9999	9999	9999	9999	9999	9999	9999	9999	9999	9999	9999	9999	9999	9999	9999	9999	9999
28	9999	9999	9999	9999	9999	9999	9999	9999	9999	9999	9999	9999	[redacted]											9999	9999
29	.00	.00	.00	.00	.00	.00	.12	.00	.00	.00	.00	.00	9999	.09	.00	.06	.03	.03	.06	.00	9999	9999	9999	9999	.02
30	.12	.12	.09	.09	.18	.09	.24	.15	.18	.15	.15	9999	.15	.18	.15	.09	.12	.09	.12	.18	.21	.21	.18	.18	.15
31	.00	.00	.00	.00	.03	.06	.00	.00	.00	9999	.12	.09	.03	.03	.00	.00	.00	.00	.00	.00	.00	.00	.00	.00	.02

HOURLY MAX: 1ST 5.34 ON DAY 1 HOUR 0
2ND 3.96 ON DAY 28 HOUR 12

N.E. CORRIDOR HYDROCARBON STUDY
HOURLY AVERAGE REPORT
****

STATE	48	VIRGINIA
AREA	2520	PRINCE WILLIAM COUNTY
SITE	8	W2 (CAMP UPSHUR)
PARAMETER	43201	METHANE (CH4)
UNITS	7	PARTS PER MILLION

YEAR 1980
MONTH AUGUST

DAY	HOUR 00	01	02	03	04	05	06	07	08	09	10	11	12	13	14	15	16	17	18	19	20	21	22	23	DAILY AVG
1	9999	9999	9999	9999	9999	9999	9999	9999	9999	9999	9999	9999	9999	9999	9999	9999	1.48	1.43	1.42	1.44	1.44	1.46	1.45	9999	9999
2	9999	9999	9999	9999	9999	9999	9999	9999	9999	9999	1.74	1.75	1.75	1.79	1.82	1.85	1.92	1.96	1.94	1.91	1.83	1.83	1.80	1.79	9999
3	1.79	1.78	1.77	1.79	1.81	1.81	1.80	1.78	1.85	9999	9999	1.78	9999	9999	9999	9999	9999	9999	9999	9999	9999	9999	9999	9999	9999
4	9999	9999	9999	9999	9999	9999	9999	9999	9999	9999	1.65	1.68	1.70	1.70	1.74	1.76	1.74	1.72	1.68	1.66	1.61	1.64	1.60	1.60	9999
5	1.61	1.62	1.61	1.63	1.64	1.65	1.66	9999	9999	9999	9999	9999	9999	9999	9999	9999	9999	9999	9999	9999	9999	9999	9999	9999	9999
6	9999	9999	9999	9999	9999	9999	9999	9999	9999	9999	9999	9999	9999	9999	9999	9999	9999	9999	9999	9999	9999	9999	9999	9999	9999
7	9999	9999	9999	9999	9999	9999	9999	9999	9999	9999	9999	9999	9999	9999	9999	9999	9999	9999	9999	9999	9999	9999	9999	9999	9999
8	9999	9999	9999	9999	9999	9999	9999	9999	9999	9999	9999	9999	9999	9999	9999	9999	9999	9999	9999	9999	9999	9999	9999	9999	9999
9	1.68	1.67	1.68	1.68	1.68	1.67	1.68	1.69	9999	9999	1.74	1.76	1.77	1.59	9999	9999	9999	9999	9999	9999	9999	9999	9999	9999	9999
10	9999	9999	9999	9999	9999	9999	9999	9999	9999	9999	9999	9999	9999	9999	9999	9999	9999	9999	9999	9999	9999	9999	9999	9999	9999
11	9999	9999	9999	9999	9999	9999	9999	9999	9999	9999	9999	9999	9999	9999	9999	9999	9999	9999	9999	9999	9999	9999	9999	9999	9999
12	9999	9999	9999	9999	9999	9999	9999	9999	9999	9999	9999	1.77	1.75	1.73	1.75	1.78	1.83	1.87	1.82	1.78	1.80	1.78	1.82	1.82	9999
13	1.82	1.83	1.83	1.84	1.85	1.85	1.85	1.82	1.81	9999	9999	1.79	1.76	1.75	9999	9999	9999	9999	9999	9999	9999	9999	9999	9999	9999
14	9999	9999	9999	9999	9999	9999	9999	9999	9999	9999	9999	1.76	1.74	1.73	1.74	1.75	1.80	1.79	9999	9999	9999	9999	9999	9999	9999
15	9999	9999	9999	9999	9999	9999	9999	9999	9999	9999	9999	9999	9999	2.50	3.16	2.59	1.95	1.90	1.81	1.75	1.75	1.74	1.80	1.76	9999
16	1.75	1.77	1.77	1.77	1.77	1.73	1.75	1.76	1.74	1.73	1.70	1.76	1.73	1.72	1.71	9999	9999	1.73	1.70	1.69	1.66	1.69	1.67	1.68	1.73
17	1.68	1.71	1.68	1.71	1.72	1.74	1.74	1.75	1.78	1.74	1.68	1.67	1.66	1.68	9999	9999	1.67	1.69	1.68	1.68	1.69	1.69	1.67	1.67	1.70
18	1.69	1.68	1.67	1.71	1.69	1.71	1.69	1.70	1.72	1.71	9999	9999	9999	9999	9999	1.66	1.67	1.66	1.66	1.65	1.67	1.66	1.65	1.65	1.68
19	1.65	1.64	1.72	1.75	1.75	1.75	1.80	1.78	1.76	1.75	1.72	1.71	1.71	1.73	1.68	9999	1.63	1.63	1.65	1.64	1.65	1.66	1.58	1.66	1.70
20	1.65	1.66	1.68	1.73	1.73	1.77	1.73	1.73	1.78	1.71	1.69	1.67	1.66	9999	9999	1.76	1.77	1.77	1.78	1.78	1.79	1.78	1.79	1.81	1.74
21	1.90	1.80	1.71	1.72	1.71	1.73	1.75	1.75	1.70	1.71	9999	1.73	1.76	1.77	1.80	1.83	1.83	1.85	1.84	1.78	1.80	1.80	1.79	1.79	1.78
22	1.79	1.80	1.82	1.81	1.89	1.92	1.92	1.86	1.82	1.71	1.70	1.73	1.71	1.72	1.71	9999	9999	1.71	1.69	1.69	1.68	1.68	1.65	1.68	1.76
23	1.67	1.66	1.67	1.65	1.67	1.70	1.68	1.70	1.69	1.70	9999	9999	9999	9999	9999	9999	9999	9999	9999	9999	9999	9999	9999	9999	9999
24	9999	9999	9999	9999	9999	9999	9999	9999	9999	9999	9999	9999	9999	9999	9999	9999	9999	9999	9999	9999	9999	9999	9999	9999	9999
25	9999	9999	9999	9999	9999	9999	9999	9999	9999	9999	9999	9999	9999	9999	9999	9999	9999	9999	9999	9999	9999	9999	9999	9999	9999
26	9999	9999	9999	9999	9999	9999	9999	9999	9999	9999	9999	9999	9999	9999	9999	9999	9999	9999	9999	9999	9999	9999	9999	9999	9999
27	9999	9999	9999	9999	9999	9999	9999	9999	9999	9999	9999	9999	9999	9999	9999	9999	9999	9999	9999	9999	9999	9999	9999	9999	9999
28	9999	9999	9999	9999	9999	9999	9999	9999	9999	9999	9999	9999	9999	9999	9999	9999	9999	9999	9999	9999	9999	9999	9999	9999	9999
29	9999	9999	9999	9999	9999	9999	9999	9999	9999	9999	9999	9999	9999	9999	9999	9999	9999	9999	9999	9999	9999	9999	9999	9999	9999
30	9999	9999	9999	9999	9999	9999	9999	9999	9999	9999	9999	9999	9999	1.40	1.35	1.35	1.36	1.36	1.35	1.34	1.31	1.28	1.27	1.24	9999
31	1.23	1.24	1.25	1.26	1.26	1.27	1.28	1.29	1.30	1.21	9999	1.40	1.44	1.43	1.42	1.41	1.42	1.43	1.44	1.45	1.46	1.58	1.59	1.60	1.38

HOURLY MAX: 1ST 3.16 ON DAY 15 HOUR 14
2ND 2.59 ON DAY 15 HOUR 15

N.E. CORRIDOR HYDROCARBON STUDY
HOURLY AVERAGE REPORT
****

STATE	48	VIRGINIA
AREA	2520	PRINCE WILLIAM COUNTY
SITE	8	W2 (CAMP UPSHUR)
PARAMETER	43102	NON-METHANE HYDROCARBONS
UNITS	7	PARTS PER MILLION

YEAR 1980
MONTH AUGUST

DAY	HOUR 00	01	02	03	04	05	06	07	08	09	10	11	12	13	14	15	16	17	18	19	20	21	22	23	DAILY AVG
1	.03	.03	.03	.09	.06	.12	.18	.15	.15	.18	.21	.09	.12	.03	.00	9999	.15	.18	.18	.27	.18	.15	.15	.15	.13
2	.15	.15	.12	.12	.15	.12	.21	.15	.15	9999	.21	.15	.18	.60	.39	.15	.12	.15	.15	.12	.12	.12	.09	.09	.17
3	.09	.09	.09	.12	.12	.12	.15	.09	.12	9999	9999	.00	.00	.00	.00	.00	.00	.00	.00	.00	.00	.00	.00	.00	.05
4	.00	.00	.00	.00	.00	.00	.00	.00	9999	9999	.12	.06	.03	.00	.00	.51	.09	.00	.00	.00	.00	.09	.24	.06	.05
5	.00	.00	.00	.00	.00	.06	.15	.06	9999	9999	.03	.00	.00	.00	9999	9999	9999	9999	9999	9999	9999	9999	9999	9999	9999
6	9999	9999	9999	9999	9999	9999	9999	9999	9999	9999	9999	9999	9999	9999	9999	9999	9999	9999	9999	9999	9999	9999	9999	9999	9999
7	9999	9999	9999	9999	9999	9999	9999	9999	9999	9999	9999	.24	.21	.21	.21	.21	.21	.18	.18	.21	.18	.18	.18	.12	9999
8	.15	.12	.12	.15	.12	.12	.12	.12	.15	.15	.15	.09	9999	9999	.09	.03	.03	.06	.06	.09	.18	.21	.18	.03	.11
9	.03	.06	.03	.03	.09	.03	.00	.03	9999	9999	.24	.24	.24	.18	.21	.18	.21	.21	.21	.18	.18	.66	.27	.21	.17
10	.21	.27	.27	.33	.30	.24	.27	.24	.33	.33	9999	.24	.21	.18	.15	.15	.18	.15	.24	.06	.03	.03	.06	.03	.20
11	.03	.00	.00	.00	.00	.03	.09	.06	.06	.12	.09	.09	9999	9999	.24	.21	.21	.15	.15	.18	.12	.21	.12	.12	.10
12	.12	.21	.15	.12	.12	.27	.21	.15	.15	9999	9999	.00	.03	.21	.03	.06	.00	.00	.00	.00	.00	.03	.06	.00	.09
13	.00	.06	.00	.00	.00	.06	.00	.00	9999	9999	9999	.18	.21	.21	.15	.12	.12	.15	.15	.15	.21	.15	.18	.18	.11
14	.15	.15	.15	.15	.27	.21	.30	.30	.24	.21	9999	.30	.27	.18	.33	.24	.27	.36	.21	.24	.36	.51	.36	.30	.26
15	.24	.21	.30	.27	.33	.21	.27	9999	9999	9999	9999	9999	9999	9999	.36	.21	.15	.18	.12	.06	.06	.12	.06	.06	9999
16	.09	.09	.06	.06	.12	.09	.18	.15	.12	.12	.09	.09	.09	.12	.09	9999	.18	.15	.15	.15	.18	.27	.21	.18	.13
17	.15	.21	.21	.21	.18	.18	.18	.18	.24	.21	.18	.18	.18	.21	.21	9999	.03	.00	.00	.00	.00	.00	.00	.00	.13
18	.00	.00	.00	.00	.00	.00	.00	.00	.00	.00	9999	.03	.00	9999	9999	9999	9999	.09	.09	.06	.06	.06	.03	.03	.02
19	.06	.03	.03	.03	.06	.03	.24	.00	.06	.03	.09	.06	.03	.00	9999	9999	.00	.00	.00	.00	.00	.12	.06	.00	.04
20	.00	.00	.00	.00	.00	.00	.00	.00	.00	.00	.00	.00	.00	9999	9999	.12	.06	.03	.03	.06	.06	.27	.15	.12	.04
21	.09	.03	.00	.00	.06	.06	.12	.06	.09	9999	9999	.21	1.02	.15	.18	.21	.21	.27	.24	.21	.15	.18	.18	.15	.18
22	.15	.12	.09	.12	.12	.21	.15	.12	.12	.12	.18	.09	.06	.06	.06	9999	9999	.09	.12	.18	.18	.24	.18	.18	.13
23	.18	.21	.18	.24	.21	.27	.66	.33	.27	.18	9999	.00	.00	.00	.00	.00	.00	.00	.00	.00	.00	.00	.00	.00	.12
24	.00	.00	.00	.00	.00	.00	.00	.00	.00	9999	9999	.03	.00	.00	.00	.00	.00	.00	.00	.00	.00	.00	.00	.00	.00
25	.00	.00	.00	.00	.00	.00	.00	.00	.00	.00	.00	.00	9999	.09	.09	.09	.09	.18	.18	.18	.18	.18	.18	.18	.07
26	.21	.30	.21	.21	.15	.18	.15	.39	.18	.24	.21	.18	.15	9999	9999	9999	.12	.15	.18	.15	.15	.21	.21	.15	.19
27	.18	.12	.15	.12	.12	.15	.12	.18	9999	9999	.12	.09	.09	.09	.15	.15	.06	.09	.09	.12	.15	.12	.12	.12	.12
28	.12	.09	.15	.15	.12	.15	.18	.24	.21	9999	9999	.18	.18	.18	.21	.21	.18	.21	.24	.27	.21	.21	.30	.24	.19
29	.30	.27	.27	.33	.27	.36	.33	.33	9999	9999	.12	.03	.00	.00	.00	.00	.00	.00	.00	.00	.00	.00	.00	.00	.12
30	.00	.00	.03	.00	.00	.00	.00	.00	.00	.00	9999	9999	9999	.09	.09	.09	.09	.09	.12	.15	.15	.18	.18	.15	.07
31	.18	.18	.18	.18	.18	.18	.21	.24	.21	9999	9999	.03	.00	.00	.00	.00	.00	.00	.00	.00	.03	.03	.03	9999	.09

HOURLY MAX: 1ST 1.02 ON DAY 21 HOUR 12
2ND .66 ON DAY 9 HOUR 21

N.E. CORRIDOR HYDROCARBON STUDY
HOURLY AVERAGE REPORT
****

STATE	48	VIRGINIA
AREA	2520	PRINCE WILLIAM COUNTY
SITE	8	W2 (CAMP UPSHUR)
PARAMETER	43201	METHANE (CH4)
UNITS	7	PARTS PER MILLION

YEAR 1980
MONTH SEPTEMBER

DAY	HOUR 00	01	02	03	04	05	06	07	08	09	10	11	12	13	14	15	16	17	18	19	20	21	22	23	DAILY AVG
1	9999	9999	9999	9999	9999	9999	9999	9999	9999	9999	1.42	1.37	1.38	1.38	1.39	1.40	1.40	1.41	1.41	1.42	1.43	1.39	1.39	1.39	9999
2	1.39	1.39	1.39	1.39	1.39	1.39	1.39	1.39	1.38	1.34	1.52	1.53	1.54	1.55	1.56	1.57	1.59	1.60	1.61	1.58	1.58	1.58	1.59	1.59	1.49
3	1.59	1.59	1.60	1.60	1.60	1.60	1.57	1.56	1.55	1.44	1.36	1.34	1.33	1.32	1.31	9999	9999	1.65	1.66	1.67	1.68	1.69	1.70	1.71	1.55
4	1.72	1.72	1.73	1.74	1.75	1.80	1.85	1.90	1.93	1.91	1.90	1.88	1.86	1.85	1.65	1.65	1.66	1.67	1.67	1.68	1.68	1.69	1.69	1.70	1.76
5	1.71	1.70	1.70	1.70	1.71	1.71	1.71	1.71	1.71	1.71	9999	1.85	1.86	1.86	1.87	1.87	1.87	1.88	1.88	1.88	1.89	1.89	1.86	1.86	1.80
6	1.87	1.87	1.87	1.87	1.87	1.88	1.88	1.88	1.88	1.85	1.85	1.85	1.85	1.85	1.85	1.86	1.86	1.86	1.86	1.86	1.81	1.82	1.83	1.84	1.86
7	1.85	1.86	1.87	1.89	1.90	1.91	1.92	1.85	1.84	1.84	1.83	1.73	1.69	1.70	1.71	1.71	1.72	1.73	1.69	1.70	1.71	1.72	1.73	1.73	1.78
8	1.74	1.75	1.76	1.77	1.77	1.69	1.69	1.69	1.69	1.69	1.69	1.69	9999	9999	9999	9999	9999	9999	9999	9999	9999	9999	9999	9999	9999
9	9999	9999	9999	9999	9999	9999	9999	9999	9999	9999	9999	9999	9999	9999	9999	9999	9999	9999	9999	9999	9999	9999	9999	9999	9999
10	9999	9999	9999	9999	9999	9999	9999	9999	9999	9999	9999	9999	9999	9999	9999	9999	9999	9999	9999	9999	9999	9999	9999	9999	9999
11	9999	9999	9999	9999	9999	9999	9999	9999	9999	9999	9999	9999	9999	9999	9999	9999	9999	9999	9999	9999	9999	9999	9999	9999	9999
12	9999	9999	9999	9999	9999	9999	9999	9999	9999	9999	9999	9999	9999	9999	9999	9999	9999	9999	9999	9999	9999	9999	9999	9999	9999
13	9999	9999	9999	9999	9999	9999	9999	9999	9999	9999	9999	9999	9999	9999	9999	9999	9999	9999	9999	9999	9999	9999	9999	9999	9999
14	9999	9999	9999	9999	9999	9999	9999	9999	9999	9999	9999	9999	9999	9999	9999	9999	9999	9999	9999	9999	9999	9999	9999	9999	9999
15	9999	9999	9999	9999	9999	9999	9999	9999	9999	9999	9999	9999	9999	9999	9999	9999	9999	9999	9999	9999	9999	9999	9999	9999	9999
16	9999	9999	9999	9999	9999	9999	9999	9999	9999	9999	9999	9999	9999	9999	9999	9999	9999	9999	9999	9999	9999	9999	9999	9999	9999
17	9999	9999	9999	9999	9999	9999	9999	9999	9999	9999	9999	9999	9999	9999	9999	9999	9999	9999	9999	9999	9999	9999	9999	9999	9999
18	9999	9999	9999	9999	9999	9999	9999	9999	9999	9999	9999	9999	9999	9999	9999	9999	9999	9999	9999	9999	9999	9999	9999	9999	9999
19	9999	9999	9999	9999	9999	9999	9999	9999	9999	9999	9999	9999	9999	9999	9999	9999	9999	9999	9999	9999	9999	9999	9999	9999	9999
20	9999	9999	9999	9999	9999	9999	9999	9999	9999	9999	9999	9999	9999	9999	9999	9999	9999	9999	9999	9999	9999	9999	9999	9999	9999
21	9999	9999	9999	9999	9999	9999	9999	9999	9999	9999	9999	9999	9999	9999	9999	9999	9999	9999	9999	9999	9999	9999	9999	9999	9999
22	9999	9999	9999	9999	9999	9999	9999	9999	9999	9999	9999	9999	9999	9999	9999	9999	9999	9999	9999	9999	9999	9999	9999	9999	9999
23	9999	9999	9999	9999	9999	9999	9999	9999	9999	9999	9999	9999	9999	9999	9999	9999	9999	9999	9999	9999	9999	9999	9999	9999	9999
24	9999	9999	9999	9999	9999	9999	9999	9999	9999	9999	9999	9999	9999	9999	9999	9999	9999	9999	9999	9999	9999	9999	9999	9999	9999
25	9999	9999	9999	9999	9999	9999	9999	9999	9999	9999	9999	9999	9999	9999	9999	9999	9999	9999	9999	9999	9999	9999	9999	9999	9999
26	9999	9999	9999	9999	9999	9999	9999	9999	9999	9999	9999	9999	9999	9999	9999	9999	9999	9999	9999	9999	9999	9999	9999	9999	9999
27	9999	9999	9999	9999	9999	9999	9999	9999	9999	9999	9999	9999	9999	9999	9999	9999	9999	9999	9999	9999	9999	9999	9999	9999	9999
28	9999	9999	9999	9999	9999	9999	9999	9999	9999	9999	9999	9999	9999	9999	9999	9999	9999	9999	9999	9999	9999	9999	9999	9999	9999
29	9999	9999	9999	9999	9999	9999	9999	9999	9999	9999	9999	9999	9999	9999	9999	9999	9999	9999	9999	9999	9999	9999	9999	9999	9999
30	9999	9999	9999	9999	9999	9999	9999	9999	9999	9999	9999	9999	9999	9999	9999	9999	9999	9999	9999	9999	9999	9999	9999	9999	9999

HOURLY MAX: 1ST 1.93 ON DAY 4 HOUR 8
2ND 1.92 ON DAY 7 HOUR 6

N.E. CORRIDOR HYDROCARBON STUDY
HOURLY AVERAGE REPORT
****

STATE	48	VIRGINIA
AREA	2520	PRINCE WILLIAM COUNTY
SITE	8	W2 (CAMP UPSHUR)
PARAMETER	43102	NON-METHANE HYDROCARBONS
UNITS	7	PARTS PER MILLION

YEAR 1980
MONTH SEPTEMBER

	HOUR																								DAILY
DAY	00	01	02	03	04	05	06	07	08	09	10	11	12	13	14	15	16	17	18	19	20	21	22	23	AVG
1	.03	.03	.03	.09	.06	.09	.09	.09	9999	9999	9999	.03	.03	.15	.06	.09	.03	.03	.06	.15	.21	.15	.15	.09	.08
2	.09	.12	.06	.06	.06	.00	.06	.00	9999	9999	9999	.09	.09	.03	.03	.00	.00	.00	.00	.03	.06	9999	.03	.06	.04
3	.09	.06	.09	.09	.09	.12	.15	9999	9999	9999	.21	.18	.15	.12	9999	9999	9999	9999	.18	.18	.21	.21	.21	.21	9999
4	.18	.18	.15	.18	.18	.21	.24	.24	.24	.18	.15	.15	.12	9999	9999	.15	.12	.12	.15	.15	.15	.15	.15	.12	.17
5	.12	.15	.15	.15	.18	.18	.18	.21	.21	9999	9999	.15	.12	.12	.09	.09	.09	.06	.06	.06	.09	.09	.15	.15	.13
6	.12	.15	.15	.12	.15	.15	.15	.15	9999	9999	.24	.18	.15	.12	.15	.12	.15	.15	.18	.18	.21	.21	.21	.21	.16
7	.18	.18	.18	.15	.15	.15	.15	.15	.18	9999	9999	9999	.09	.06	.06	.06	.06	.09	.15	.18	.18	.21	.21	9999	.14
8	9999	9999	9999	9999	9999	9999	9999	9999	9999	9999	9999	9999	9999	9999	9999	9999	9999	9999	9999	9999	9999	9999	9999	9999	9999
9	9999	9999	9999	9999	9999	9999	9999	9999	9999	9999	9999	.03	.03	.00	.00	.00	.00	.00	.00	.00	.00	.00	.00	.00	9999
10	.00	.00	.00	.00	.00	.00	9999	9999	9999	9999	9999	9999	9999	9999	9999	9999	9999	9999	9999	9999	9999	9999	9999	9999	9999
11	9999	9999	9999	9999	9999	9999	9999	9999	9999	9999	9999	9999	9999	9999	9999	9999	9999	9999	9999	9999	9999	9999	9999	9999	9999
12	9999	9999	9999	9999	9999	9999	9999	9999	9999	9999	9999	9999	9999	9999	9999	9999	9999	9999	9999	9999	9999	9999	9999	9999	9999
13	9999	9999	9999	9999	9999	9999	9999	9999	9999	9999	9999	9999	9999	9999	9999	9999	9999	9999	9999	9999	9999	9999	9999	9999	9999
14	9999	9999	9999	9999	9999	9999	9999	9999	9999	9999	9999	9999	9999	9999	9999	9999	9999	9999	9999	9999	9999	9999	9999	9999	9999
15	9999	9999	9999	9999	9999	9999	9999	9999	9999	9999	9999	9999	9999	9999	9999	9999	9999	9999	9999	9999	9999	9999	9999	9999	9999
16	9999	9999	9999	9999	9999	9999	9999	9999	9999	9999	9999	9999	9999	9999	9999	9999	9999	9999	9999	9999	9999	9999	9999	9999	9999
17	9999	9999	9999	9999	9999	9999	9999	9999	9999	9999	9999	9999	9999	9999	9999	9999	9999	9999	9999	9999	9999	9999	9999	9999	9999
18	9999	9999	9999	9999	9999	9999	9999	9999	9999	9999	9999	9999	9999	9999	9999	9999	9999	9999	9999	9999	9999	9999	9999	9999	9999
19	9999	9999	9999	9999	9999	9999	9999	9999	9999	9999	9999	9999	9999	9999	9999	9999	9999	9999	9999	9999	9999	9999	9999	9999	9999
20	9999	9999	9999	9999	9999	9999	9999	9999	9999	9999	9999	9999	9999	9999	9999	9999	9999	9999	9999	9999	9999	9999	9999	9999	9999
21	9999	9999	9999	9999	9999	9999	9999	9999	9999	9999	9999	9999	9999	9999	9999	9999	9999	9999	9999	9999	9999	9999	9999	9999	9999
22	9999	9999	9999	9999	9999	9999	9999	9999	9999	9999	9999	9999	9999	9999	9999	9999	9999	9999	9999	9999	9999	9999	9999	9999	9999
23	9999	9999	9999	9999	9999	9999	9999	9999	9999	9999	9999	9999	9999	9999	9999	9999	9999	9999	9999	9999	9999	9999	9999	9999	9999
24	9999	9999	9999	9999	9999	9999	9999	9999	9999	9999	9999	9999	9999	9999	9999	9999	9999	9999	9999	9999	9999	9999	9999	9999	9999
25	9999	9999	9999	9999	9999	9999	9999	9999	9999	9999	9999	9999	9999	9999	9999	9999	9999	9999	9999	9999	9999	9999	9999	9999	9999
26	9999	9999	9999	9999	9999	9999	9999	9999	9999	9999	9999	9999	9999	9999	9999	9999	9999	9999	9999	9999	9999	9999	9999	9999	9999
27	9999	9999	9999	9999	9999	9999	9999	9999	9999	9999	9999	9999	9999	9999	9999	9999	9999	9999	9999	9999	9999	9999	9999	9999	9999
28	9999	9999	9999	9999	9999	9999	9999	9999	9999	9999	9999	9999	9999	9999	9999	9999	9999	9999	9999	9999	9999	9999	9999	9999	9999
29	9999	9999	9999	9999	9999	9999	9999	9999	9999	9999	9999	9999	9999	9999	9999	9999	9999	9999	9999	9999	9999	9999	9999	9999	9999
30	9999	9999	9999	9999	9999	9999	9999	9999	9999	9999	9999	9999	9999	9999	9999	9999	9999	9999	9999	9999	9999	9999	9999	9999	9999

HOURLY MAX: 1ST .24 ON DAY 4 HOUR 6
2ND .24 ON DAY 4 HOUR 7

N.E. CORRIDOR HYDROCARBON STUDY
HOURLY AVERAGE REPORT
****

STATE	48	VIRGINIA
AREA	200	ARLINGTON
SITE	20	W3 (AURORA HILLS)
PARAMETER	43201	METHANE (CH4)
UNITS	7	PARTS PER MILLION

YEAR 1980
MONTH JUNE

DAY	HOUR 00	01	02	03	04	05	06	07	08	09	10	11	12	13	14	15	16	17	18	19	20	21	22	23	DAILY AVG
1	9999	9999	9999	9999	9999	9999	9999	9999	9999	9999	9999	9999	9999	9999	9999	9999	9999	9999	9999	9999	9999	9999	9999	9999	9999
2	9999	9999	9999	9999	9999	9999	9999	9999	9999	9999	9999	9999	9999	9999	9999	9999	9999	9999	9999	9999	9999	9999	9999	9999	9999
3	9999	9999	9999	9999	9999	9999	9999	9999	9999	9999	9999	9999	9999	9999	9999	9999	9999	9999	9999	1.97	1.96	1.97	1.95	1.97	9999
4	1.98	1.89	1.92	1.92	1.93	1.92	1.93	1.88	1.88	1.88	1.87	9999	9999	9999	9999	9999	9999	9999	9999	2.17	2.06	1.99	1.94	1.92	9999
5	1.90	1.88	1.86	1.84	1.84	1.84	9999	9999	9999	9999	9999	9999	9999	9999	9999	9999	9999	9999	9999	9999	9999	9999	9999	9999	9999
6	9999	9999	9999	9999	9999	9999	9999	9999	9999	9999	9999	9999	9999	9999	9999	9999	9999	9999	9999	9999	9999	9999	9999	9999	9999
7	9999	9999	9999	9999	9999	9999	9999	9999	9999	9999	9999	9999	9999	9999	9999	9999	9999	9999	9999	9999	2.09	2.12	2.17	2.13	9999
8	2.23	2.24	2.12	2.19	2.16	2.04	2.01	2.01	2.06	1.97	1.94	1.94	1.94	1.95	1.95	1.95	1.95	1.97	1.98	1.98	1.99	1.99	2.00	2.00	2.02
9	2.00	1.99	1.99	2.01	2.08	2.00	2.04	2.00	1.96	1.93	9999	9999	2.06	2.20	2.31	2.41	2.53	2.63	2.74	2.85	3.01	1.93	1.88	1.89	2.20
10	1.90	1.89	1.91	1.91	1.92	1.96	1.97	2.04	1.97	9999	1.92	1.93	1.88	1.94	1.87	1.90	1.95	1.91	1.94	2.01	2.04	2.02	2.13	2.24	1.96
11	2.36	2.23	2.11	2.08	2.07	2.03	2.01	1.99	1.97	9999	9999	9999	9999	9999	9999	9999	9999	9999	9999	9999	9999	9999	9999	9999	9999
12	9999	9999	9999	9999	9999	9999	9999	9999	9999	9999	9999	9999	9999	9999	9999	9999	9999	9999	9999	9999	9999	9999	9999	9999	9999
13	9999	9999	9999	9999	9999	9999	9999	9999	9999	9999	9999	9999	9999	9999	9999	9999	9999	9999	9999	9999	9999	9999	9999	9999	9999
14	9999	9999	9999	9999	9999	9999	9999	9999	9999	9999	9999	9999	9999	9999	9999	9999	9999	9999	9999	9999	9999	9999	9999	9999	9999
15	9999	9999	9999	9999	9999	9999	9999	9999	9999	9999	9999	9999	9999	9999	9999	9999	9999	9999	9999	9999	9999	9999	9999	9999	9999
16	9999	9999	9999	9999	9999	9999	9999	9999	9999	9999	9999	9999	9999	9999	9999	9999	9999	9999	9999	9999	9999	9999	9999	9999	9999
17	9999	9999	9999	9999	9999	9999	9999	9999	9999	9999	9999	9999	9999	9999	9999	9999	9999	9999	9999	9999	9999	9999	9999	9999	9999
18	9999	9999	9999	9999	9999	9999	9999	9999	9999	9999	9999	9999	9999	9999	9999	9999	9999	9999	9999	9999	9999	9999	9999	9999	9999
19	9999	9999	9999	9999	9999	9999	9999	9999	9999	9999	9999	9999	9999	9999	9999	9999	9999	9999	9999	9999	9999	9999	9999	9999	9999
20	9999	9999	9999	9999	9999	9999	9999	9999	9999	9999	9999	9999	9999	9999	9999	9999	9999	9999	9999	9999	9999	9999	9999	9999	9999
21	9999	9999	9999	9999	9999	9999	9999	9999	9999	9999	9999	9999	9999	9999	9999	9999	9999	9999	9999	9999	9999	9999	9999	9999	9999
22	9999	9999	9999	9999	9999	9999	9999	9999	9999	9999	9999	9999	9999	9999	9999	9999	9999	9999	9999	9999	9999	9999	9999	9999	9999
23	9999	9999	9999	9999	9999	9999	9999	9999	9999	9999	9999	9999	9999	9999	9999	9999	9999	9999	9999	9999	9999	9999	9999	9999	9999
24	9999	9999	9999	9999	9999	9999	9999	9999	9999	9999	9999	9999	9999	9999	9999	9999	9999	9999	9999	9999	9999	9999	9999	9999	9999
25	9999	9999	9999	9999	9999	9999	9999	9999	9999	9999	9999	9999	9999	9999	9999	9999	9999	9999	9999	9999	9999	9999	9999	9999	9999
26	9999	9999	9999	9999	9999	9999	9999	9999	9999	9999	9999	9999	9999	9999	9999	9999	9999	9999	9999	9999	9999	9999	9999	9999	9999
27	9999	9999	9999	9999	9999	9999	9999	9999	9999	9999	9999	9999	9999	9999	9999	9999	9999	9999	9999	9999	9999	9999	9999	9999	9999
28	9999	9999	9999	9999	9999	9999	9999	9999	9999	9999	9999	9999	9999	9999	9999	9999	9999	9999	9999	9999	9999	9999	9999	9999	9999
29	9999	9999	9999	9999	9999	9999	9999	9999	9999	9999	9999	9999	9999	9999	9999	9999	9999	9999	9999	9999	9999	9999	9999	9999	9999
30	9999	9999	9999	9999	9999	9999	9999	9999	9999	9999	9999	9999	9999	9999	9999	9999	9999	9999	9999	9999	9999	9999	9999	9999	9999

HOURLY MAX: 1ST 3.01 ON DAY 9 HOUR 20
2ND 2.85 ON DAY 9 HOUR 19

N.E. CORRIDOR HYDROCARBON STUDY
HOURLY AVERAGE REPORT
****

STATE	48	VIRGINIA
AREA	200	ARLINGTON
SITE	20	W3 (AURORA HILLS)
PARAMETER	43102	NON-METHANE HYDROCARBONS
UNITS	7	PARTS PER MILLION

YEAR	1980
MONTH	JUNE

	HOUR																								DAILY
DAY	00	01	02	03	04	05	06	07	08	09	10	11	12	13	14	15	16	17	18	19	20	21	22	23	AVG
1	9999	9999	9999	9999	9999	9999	9999	9999	9999	9999	9999	9999	9999	9999	9999	9999	9999	9999	9999	9999	9999	9999	9999	9999	9999
2	9999	9999	9999	9999	9999	9999	9999	9999	9999	9999	9999	9999	9999	9999	9999	9999	9999	9999	9999	9999	9999	9999	9999	9999	9999
3	9999	9999	9999	9999	9999	9999	9999	9999	9999	9999	9999	9999	9999	9999	9999	9999	9999	9999	9999	.54	.54	.66	.84	1.02	9999
4	1.08	1.05	1.17	1.26	1.35	1.47	1.59	1.68	1.71	1.77	1.86	1.86	9999	9999	.69	.69	.69	9999	9999	.78	.93	[redacted]			1.24
5	1.05	1.05	1.05	1.05	1.08	1.08	9999	9999	9999	9999	9999	9999	9999	9999	9999	9999	9999	9999	9999	9999	9999	9999	9999	9999	9999
6	9999	9999	9999	9999	9999	9999	9999	9999	9999	9999	9999	9999	9999	9999	9999	9999	9999	9999	9999	9999	[redacted]				9999
7	[redacted]												9999	.45	.45	.45	9999	9999	9999	9999	.03	.00	.03	.00	.91
8	.06	.00	.00	.00	.00	.00	.00	.00	.00	.00	.00	.00	.00	.00	.00	.00	.00	.00	.00	.00	.00	.00	.00	.00	.00
9	.00	.00	.00	.00	.00	.00	.00	.00	.00	.00	9999	.00	.03	.06	.00	.03	.03	.03	.03	.00	.00	.00	.00	.00	.01
10	.00	.00	.00	.00	.00	.09	.36	.45	.39	9999	.09	.06	.03	.00	.12	.12	.12	.15	.15	.27	.42	.36	.48	.63	.19
11	.45	.12	.06	.03	.18	.30	.30	.24	9999	9999	9999	9999	9999	9999	9999	9999	9999	9999	9999	9999	9999	9999	9999	9999	9999
12	9999	9999	9999	9999	9999	9999	9999	9999	9999	9999	9999	9999	9999	9999	9999	9999	9999	9999	9999	9999	9999	9999	9999	9999	9999
13	9999	9999	9999	9999	9999	9999	9999	9999	9999	9999	9999	9999	9999	9999	9999	9999	9999	9999	9999	9999	9999	9999	9999	9999	9999
14	9999	9999	9999	9999	9999	9999	9999	9999	9999	9999	9999	9999	9999	9999	9999	9999	9999	9999	9999	9999	9999	9999	9999	9999	9999
15	9999	9999	9999	9999	9999	9999	9999	9999	9999	9999	9999	9999	9999	9999	9999	9999	9999	9999	9999	9999	9999	9999	9999	9999	9999
16	9999	9999	9999	9999	9999	9999	9999	9999	9999	9999	9999	9999	9999	9999	9999	9999	9999	9999	9999	9999	9999	9999	9999	9999	9999
17	9999	9999	9999	9999	9999	9999	9999	9999	9999	9999	9999	9999	9999	9999	9999	9999	9999	9999	9999	9999	9999	9999	9999	9999	9999
18	9999	9999	9999	9999	9999	9999	9999	9999	9999	9999	9999	9999	9999	9999	9999	9999	9999	9999	9999	9999	9999	9999	9999	9999	9999
19	9999	9999	9999	9999	9999	9999	9999	9999	9999	9999	9999	9999	9999	9999	9999	9999	9999	9999	9999	9999	9999	9999	9999	9999	9999
20	9999	9999	9999	9999	9999	9999	9999	9999	9999	9999	9999	9999	9999	9999	9999	9999	9999	9999	9999	9999	9999	9999	9999	9999	9999
21	9999	9999	9999	9999	9999	9999	9999	9999	9999	9999	9999	9999	9999	9999	9999	9999	9999	9999	9999	9999	9999	9999	9999	9999	9999
22	9999	9999	9999	9999	9999	9999	9999	9999	9999	9999	9999	9999	9999	9999	9999	9999	9999	9999	9999	9999	9999	9999	9999	9999	9999
23	9999	9999	9999	9999	9999	9999	9999	9999	9999	9999	9999	9999	9999	9999	9999	9999	9999	9999	9999	9999	9999	9999	9999	9999	9999
24	9999	9999	9999	9999	9999	9999	9999	9999	9999	9999	9999	9999	9999	9999	9999	9999	9999	9999	9999	9999	9999	9999	9999	9999	9999
25	9999	9999	9999	9999	9999	9999	9999	9999	9999	9999	9999	9999	9999	9999	9999	9999	9999	9999	9999	9999	9999	9999	9999	9999	9999
26	9999	9999	9999	9999	9999	9999	9999	9999	9999	9999	9999	9999	9999	9999	9999	9999	9999	9999	9999	9999	9999	9999	9999	9999	9999
27	9999	9999	9999	9999	9999	9999	9999	9999	9999	9999	9999	9999	9999	9999	9999	9999	9999	9999	9999	9999	9999	9999	9999	9999	9999
28	9999	9999	9999	9999	9999	9999	9999	9999	9999	9999	9999	9999	9999	9999	9999	9999	9999	9999	9999	9999	9999	9999	9999	9999	9999
29	9999	9999	9999	9999	9999	9999	9999	9999	9999	9999	9999	9999	9999	9999	9999	9999	9999	9999	9999	9999	9999	9999	9999	9999	9999
30	9999	9999	9999	9999	9999	9999	9999	9999	9999	9999	9999	9999	9999	9999	9999	9999	9999	9999	9999	9999	9999	9999	9999	9999	9999

HOURLY MAX: 1ST 1.86 ON DAY 4 HOUR 10
2ND 1.86 ON DAY 4 HOUR 11

N.E. CORRIDOR HYDROCARBON STUDY
HOURLY AVERAGE REPORT
****

STATE	48	VIRGINIA
AREA	200	ARLINGTON
SITE	20	W3 (AURORA HILLS)
PARAMETER	43201	METHANE (CH4)
UNITS	7	PARTS PER MILLION

YEAR 1980
MONTH JULY

DAY	00	01	02	03	04	05	06	07	08	09	10	11	12	13	14	15	16	17	18	19	20	21	22	23	DAILY AVG
	HOUR																								
1	9999	9999	9999	9999	9999	9999	9999	9999	9999	9999	9999	9999	9999	9999	9999	9999	9999	9999	9999	9999	9999	9999	9999	9999	9999
2	9999	9999	9999	9999	9999	9999	9999	9999	9999	9999	9999	9999	9999	9999	9999	9999	9999	9999	9999	9999	9999	9999	9999	9999	9999
3	9999	9999	9999	9999	9999	9999	9999	9999	9999	9999	9999	9999	9999	9999	9999	9999	9999	9999	9999	9999	9999	9999	9999	9999	9999
4	9999	9999	9999	9999	9999	9999	9999	9999	9999	9999	9999	9999	9999	9999	9999	9999	9999	9999	9999	9999	9999	9999	9999	9999	9999
5	9999	9999	9999	9999	9999	9999	9999	9999	9999	9999	9999	9999	9999	9999	9999	9999	9999	9999	9999	9999	9999	9999	9999	9999	9999
6	9999	9999	9999	9999	9999	9999	9999	9999	9999	9999	9999	9999	9999	9999	9999	9999	9999	9999	9999	9999	9999	9999	9999	9999	9999
7	9999	9999	9999	9999	9999	9999	9999	9999	9999	9999	9999	9999	9999	9999	9999	9999	9999	9999	9999	9999	9999	9999	9999	9999	9999
8	9999	9999	9999	9999	9999	9999	9999	9999	9999	9999	9999	9999	9999	9999	9999	9999	9999	9999	9999	9999	9999	9999	9999	9999	9999
9	9999	9999	9999	9999	9999	9999	9999	9999	9999	9999	9999	9999	9999	9999	9999	9999	9999	9999	9999	9999	9999	9999	9999	9999	9999
10	9999	9999	9999	9999	9999	9999	9999	9999	9999	9999	9999	9999	9999	9999	9999	9999	9999	9999	9999	9999	9999	9999	9999	9999	9999
11	9999	9999	9999	9999	9999	9999	9999	9999	9999	9999	9999	9999	9999	9999	9999	9999	9999	9999	9999	9999	9999	9999	9999	9999	9999
12	9999	9999	9999	9999	9999	9999	9999	9999	9999	9999	9999	9999	9999	9999	9999	9999	9999	9999	9999	9999	9999	9999	9999	9999	9999
13	9999	9999	9999	9999	9999	9999	9999	9999	2.16	2.17	2.16	2.15	2.16	2.17	2.17	2.18	2.17	2.16	2.14	2.15	2.15	9999	2.09	2.06	9999
14	2.05	2.05	2.05	2.04	2.06	2.06	2.06	2.06	2.06	2.05	2.04	2.04	2.04	2.03	2.04	2.01	1.99	1.98	2.03	2.04	2.04	2.05	2.04	2.04	2.04
15	2.03	2.03	2.06	2.11	2.11	2.05	1.99	1.95	1.95	1.94	1.95	1.93	1.92	1.93	1.95	2.02	2.15	2.30	2.36	2.40	2.46	2.47	2.53	2.55	2.13
16	2.56	2.56	2.58	2.63	2.66	2.63	2.58	2.62	9999	9999	9999	2.51	2.43	2.34	2.32	2.18	2.11	2.08	2.15	2.10	9999	9999	9999	9999	9999
17	9999	9999	9999	9999	9999	9999	9999	9999	9999	9999	9999	9999	9999	9999	9999	9999	9999	9999	9999	9999	9999	9999	9999	9999	9999
18	9999	9999	9999	9999	9999	9999	9999	9999	9999	9999	9999	9999	9999	9999	9999	9999	9999	9999	9999	9999	9999	9999	9999	9999	9999
19	9999	9999	9999	9999	9999	9999	9999	9999	9999	9999	9999	9999	9999	9999	9999	9999	9999	9999	9999	9999	9999	9999	9999	9999	9999
20	9999	9999	9999	9999	9999	9999	9999	9999	9999	9999	9999	9999	9999	9999	9999	9999	9999	9999	9999	9999	9999	9999	9999	9999	9999
21	9999	9999	9999	9999	9999	9999	9999	9999	9999	9999	9999	9999	2.04	2.06	2.07	2.07	2.04	2.02	2.05	2.06	9999	2.23	2.25	2.17	9999
22	2.11	2.09	2.11	2.14	2.20	2.22	2.18	2.12	2.07	9999	9999	9999	9999	9999	9999	9999	1.70	1.77	1.83	1.90	2.34	2.44	2.13	2.09	9999
23	2.20	2.14	1.98	1.91	1.92	1.88	1.89	1.86	1.86	1.89	1.82	9999	9999	1.58	1.58	1.59	1.57	1.57	1.59	1.69	1.74	1.67	1.69	1.75	1.79
24	1.75	1.66	1.63	1.63	1.66	1.71	1.69	1.68	1.64	1.68	1.68	9999	1.69	1.68	1.67	9999	9999	9999	9999	1.73	1.87	1.90	2.02	2.45	1.76
25	2.27	2.27	2.36	2.16	2.13	2.12	2.02	1.91	1.85	1.78	1.66	1.67	1.66	1.66	1.64	9999	9999	9999	1.73	1.77	1.88	1.90	1.93	1.91	1.92
26	2.06	2.04	2.14	2.22	2.12	1.87	1.81	1.78	1.77	1.76	1.79	9999	9999	1.37	1.37	1.37	1.37	1.32	1.31	1.35	1.42	1.42	1.39	1.39	1.66
27	1.38	1.38	1.47	1.48	1.44	1.44	1.37	1.32	1.28	1.26	1.25	1.24	9999	1.67	1.63	1.56	1.56	1.56	1.58	1.61	1.61	1.75	1.67	1.65	1.49
28	1.60	1.63	1.57	1.53	1.52	1.54	1.53	1.51	1.51	1.51	1.53	1.52	1.54	1.51	1.51	9999	1.34	1.35	1.37	1.37	1.41	1.39	1.40	1.38	1.48
29	1.47	1.54	1.53	1.64	1.53	1.43	1.42	1.36	1.34	1.35	9999	9999	1.37	1.38	1.37	1.25	9999	1.68	1.68	1.70	1.76	1.73	1.69	1.73	1.52
30	9999	1.85	1.83	1.86	1.82	1.89	1.90	1.83	1.82	1.85	1.82	1.80	1.77	9999	9999	1.82	1.82	1.80	1.79	1.85	2.04	2.12	2.34	2.40	1.91
31	2.10	2.01	1.97	1.93	1.97	2.08	2.23	2.24	2.17	2.18	1.99	9999	9999	1.81	1.80	1.78	1.84	2.37	1.97	1.94	1.94	1.89	1.90	1.85	2.00

HOURLY MAX: 1ST 2.66 ON DAY 16 HOUR 4
2ND 2.63 ON DAY 16 HOUR 3

N.E. CORRIDOR HYDROCARBON STUDY
HOURLY AVERAGE REPORT
****

STATE	48	VIRGINIA
AREA	200	ARLINGTON
SITE	20	W3 (AURORA HILLS)
PARAMETER	43102	NON-METHANE HYDROCARBONS
UNITS	7	PARTS PER MILLION

YEAR	1980
MONTH	JULY

DAY	HOUR 00	01	02	03	04	05	06	07	08	09	10	11	12	13	14	15	16	17	18	19	20	21	22	23	DAILY AVG
1	[redacted]	9999	9999	9999	9999	9999	9999	9999	9999	9999	9999	9999	9999	9999	9999	9999	9999	9999	9999	9999	9999	9999	9999	9999	9999
2	9999	9999	9999	9999	9999	9999	9999	9999	9999	9999	9999	9999	9999	9999	9999	9999	9999	9999	9999	9999	9999	9999	9999	9999	9999
3	9999	9999	9999	9999	9999	9999	9999	9999	9999	9999	9999	9999	9999	9999	9999	9999	9999	9999	9999	9999	9999	9999	9999	9999	9999
4	9999	9999	9999	9999	9999	9999	9999	9999	9999	9999	9999	9999	9999	9999	9999	9999	9999	9999	9999	9999	9999	9999	9999	9999	9999
5	9999	9999	9999	9999	9999	9999	9999	9999	9999	9999	9999	9999	9999	9999	9999	9999	9999	9999	9999	9999	9999	9999	9999	9999	9999
6	9999	9999	9999	9999	9999	9999	9999	9999	9999	9999	9999	9999	9999	9999	9999	9999	9999	9999	9999	9999	9999	9999	9999	9999	9999
7	9999	9999	9999	9999	9999	9999	9999	9999	9999	9999	9999	9999	9999	9999	9999	9999	9999	9999	9999	9999	9999	9999	9999	9999	9999
8	9999	9999	9999	9999	9999	9999	9999	9999	9999	9999	9999	9999	9999	9999	9999	9999	9999	9999	9999	9999	9999	9999	9999	9999	9999
9	9999	9999	9999	9999	9999	9999	9999	9999	9999	9999	9999	9999	9999	9999	9999	9999	9999	9999	9999	9999	9999	9999	9999	9999	9999
10	9999	9999	9999	9999	9999	9999	9999	9999	9999	9999	9999	9999	9999	9999	9999	9999	9999	9999	9999	9999	9999	9999	9999	9999	9999
11	9999	9999	9999	9999	9999	9999	9999	9999	9999	9999	9999	9999	9999	9999	9999	9999	9999	9999	9999	9999	9999	9999	9999	9999	9999
12	9999	9999	9999	9999	9999	9999	9999	9999	9999	9999	9999	9999	9999	9999	9999	9999	9999	9999	9999	9999	9999	9999	9999	9999	9999
13	9999	9999	9999	9999	9999	9999	9999	9999	9999	9999	9999	9999	9999	9999	9999	9999	9999	9999	9999	9999	9999	9999	9999	9999	9999
14	9999	9999	9999	9999	9999	9999	9999	9999	9999	9999	9999	9999	9999	9999	9999	9999	9999	9999	9999	9999	9999	9999	9999	9999	9999
15	9999	9999	9999	9999	9999	9999	9999	9999	9999	9999	9999	9999	9999	9999	9999	9999	9999	9999	9999	9999	9999	9999	9999	9999	9999
16	9999	9999	9999	9999	9999	9999	9999	9999	9999	9999	9999	9999	9999	9999	9999	9999	9999	9999	9999	9999	9999	9999	9999	9999	9999
17	9999	9999	9999	9999	9999	9999	9999	9999	9999	9999	9999	9999	9999	9999	9999	9999	9999	9999	9999	9999	9999	9999	9999	9999	9999
18	9999	9999	9999	9999	9999	9999	9999	9999	9999	9999	9999	9999	9999	9999	9999	9999	9999	9999	9999	9999	9999	9999	9999	9999	9999
19	9999	9999	9999	9999	9999	9999	9999	9999	9999	9999	9999	9999	9999	9999	9999	9999	9999	9999	9999	9999	9999	9999	9999	9999	9999
20	9999	9999	9999	9999	9999	9999	9999	9999	9999	9999	9999	9999	9999	9999	9999	9999	9999	9999	9999	9999	9999	9999	9999	9999	9999
21	9999	9999	9999	9999	9999	9999	9999	9999	9999	9999	9999	9999	9999	9999	9999	9999	9999	9999	9999	9999	9999	9999	9999	9999	9999
22	9999	9999	.33	.33	.36	.39	.36	.39	.45	9999	9999	9999	9999	9999	9999	9999	.45	.54	.51	.39	.39	.27	.27	.39	9999
23	.36	.30	.18	.18	.15	.21	.30	.36	.42	.33	.39	.24	9999	.06	.09	.09	.03	.06	.36	.36	.48	.33	.27	.15	.25
24	.15	.00	.00	.00	.00	.03	.12	.27	.06	.03	.00	9999	.00	.00	.00	9999	9999	9999	9999	.45	.72	.84	.84	.81	.23
25	.48	.69	1.14	.78	.54	.36	.57	.51	.54	.24	.03	.00	.00	.00	.00	9999	9999	9999	.57	.69	.45	.30	.39	.33	.41
26	.27	.15	.15	.03	.00	.00	.00	.06	.09	.03	.00	.00	9999	.00	.00	.00	.00	.00	.00	.00	.00	.00	.00	.00	.03
27	.00	.00	.00	.00	.00	.00	.00	.00	.00	.00	.00	.00	9999	.00	.00	.00	.00	.00	.00	.00	.00	.00	.00	.00	.00
28	.00	.00	.00	.00	.00	.00	.00	.00	.00	.00	.00	.00	.00	.00	.00	9999	9999	9999	9999	9999	9999	9999	9999	9999	9999
29	9999	9999	9999	9999	9999	9999	9999	9999	9999	9999	9999	9999	9999	9999	9999	9999	9999	[redacted]						9999	9999
30	9999	.33	.15	.09	.06	.03	.00	.00	.00	.00	.00	.00	.00	.00	9999	.00	.03	.09	.24	.48	.69	.90	1.05	1.23	.24
31	.69	.09	.06	.06	.06	.06	.06	.06	.09	.09	.12	.09	.06	.06	.03	.00	.00	.00	.00	.00	.00	.00	.00	.00	.07

HOURLY MAX: 1ST 5.55 ON DAY 1 HOUR 0
2ND 3.00 ON DAY 29 HOUR 17

N.E. CORRIDOR HYDROCARBON STUDY
HOURLY AVERAGE REPORT
****

STATE	48	VIRGINIA
AREA	200	ARLINGTON
SITE	20	W3 (AURORA HILLS)
PARAMETER	43201	METHANE (CH4)
UNITS	7	PARTS PER MILLION

YEAR 1980
MONTH AUGUST

DAY	HOUR 00	01	02	03	04	05	06	07	08	09	10	11	12	13	14	15	16	17	18	19	20	21	22	23	DAILY AVG
1	2.07	2.20	2.22	2.32	2.34	2.43	2.39	2.46	2.31	2.18	2.12	1.99	1.96	2.02	1.96	1.99	1.96	9999	1.98	2.02	2.06	2.06	2.07	2.07	2.14
2	2.03	2.06	2.10	2.24	2.35	2.50	2.33	2.18	2.09	2.06	9999	1.60	1.60	1.63	1.63	1.62	1.63	1.75	2.45	2.44	1.91	1.85	1.75	1.72	1.98
3	1.73	1.77	1.75	1.75	1.81	1.81	1.79	1.72	1.74	1.69	1.68	9999	1.65	1.67	1.66	1.64	1.64	1.67	1.63	1.68	1.71	2.04	1.84	1.81	1.73
4	1.85	1.79	1.88	1.93	1.93	1.86	1.82	1.77	1.76	1.72	9999	9999	1.70	1.66	1.69	1.70	1.69	1.72	1.76	2.27	2.02	1.79	1.84	1.88	1.82
5	1.84	1.88	1.83	1.83	1.89	1.90	1.87	1.81	1.81	9999	9999	1.93	1.84	1.73	1.71	1.67	1.66	1.72	2.00	1.87	1.87	1.89	2.00	2.09	1.85
6	2.01	1.96	1.83	1.89	2.05	2.08	2.03	1.84	1.70	1.70	1.64	9999	1.69	1.71	1.68	1.67	1.63	1.67	1.68	1.68	1.77	1.88	1.96	1.99	1.81
7	2.02	2.05	2.14	2.01	1.86	1.89	1.85	1.84	1.84	1.87	1.87	1.90	9999	1.83	1.87	1.81	1.79	1.78	1.79	1.90	2.06	2.24	2.45	2.43	1.96
8	2.60	2.65	2.72	2.61	2.60	2.35	2.09	1.94	1.94	1.81	9999	9999	1.69	1.69	1.68	1.68	1.66	1.65	1.69	1.76	1.82	1.79	1.82	1.90	2.01
9	1.74	1.69	1.81	1.81	1.81	1.87	1.88	1.88	1.75	1.67	1.75	9999	1.72	1.68	1.71	1.73	1.70	1.71	1.74	1.75	1.74	1.72	1.76	1.80	1.76
10	1.87	1.97	2.09	1.94	1.85	1.91	2.01	2.01	1.99	1.94	1.88	9999	9999	1.78	1.89	1.86	1.79	1.83	2.07	1.96	1.88	1.80	1.71	1.75	1.90
11	1.92	1.90	1.90	1.89	1.88	2.10	2.06	2.19	1.85	1.81	1.71	1.70	1.66	1.68	1.67	9999	9999	1.70	1.68	1.68	1.70	1.74	1.79	1.77	1.82
12	1.81	1.88	1.72	1.68	2.48	2.36	2.07	1.95	1.83	1.86	1.80	9999	9999	1.79	1.79	1.81	1.84	9999	9999	9999	9999	9999	1.88	1.84	9999
13	1.87	1.89	1.91	1.90	1.87	1.94	1.95	1.90	9999	9999	9999	9999	1.90	1.92	1.95	1.97	1.99	2.02	2.04	2.06	2.09	2.26	2.57	2.37	2.02
14	2.30	2.28	2.18	2.15	2.23	2.32	2.30	2.03	1.99	1.95	1.93	1.95	1.96	1.98	1.99	2.00	2.02	2.03	2.05	2.06	2.07	2.10	2.15	2.11	2.09
15	2.21	2.23	2.15	2.34	2.12	2.20	2.33	2.45	2.33	1.99	1.97	1.95	1.93	1.92	1.90	1.88	1.97	2.85	1.96	1.76	1.76	1.77	1.77	1.78	2.06
16	1.79	1.79	1.80	1.80	1.81	1.82	1.77	1.79	1.80	1.82	1.84	1.85	1.87	1.88	1.83	1.87	1.91	1.91	1.92	1.93	1.94	1.94	1.95	1.96	1.86
17	1.97	1.98	1.98	1.99	2.00	2.00	2.01	2.01	2.01	2.02	2.02	2.02	2.02	2.03	1.76	1.77	1.78	1.84	1.84	1.87	1.90	1.94	1.97	2.00	1.95
18	2.03	1.96	1.86	1.85	1.84	1.88	1.82	1.82	1.82	1.83	1.83	1.83	1.89	1.88	1.75	1.72	1.73	1.74	1.75	1.76	1.77	1.78	1.78	1.70	1.82
19	1.74	1.78	1.82	1.86	1.90	1.90	1.72	1.68	1.63	1.59	1.61	1.64	1.84	1.85	1.85	1.85	1.85	1.84	1.84	1.84	1.84	1.75	1.88	1.85	1.79
20	2.02	1.90	1.72	1.66	1.64	1.67	1.69	1.72	1.74	1.69	1.64	1.74	1.76	1.78	1.80	1.82	1.84	1.86	1.88	1.84	1.99	2.11	1.86	1.73	1.80
21	1.73	1.73	1.73	1.72	1.72	1.72	1.72	1.74	1.76	1.78	1.80	1.82	1.87	1.89	1.83	1.69	1.73	1.75	1.75	1.87	1.94	1.97	2.01	2.00	1.80
22	1.87	2.01	2.15	2.09	2.04	1.90	1.83	1.75	1.71	1.71	1.71	1.71	1.72	1.72	1.83	1.85	1.87	1.89	1.92	1.94	1.96	1.98	2.01	2.03	1.88
23	2.05	2.03	2.18	2.31	2.35	2.33	2.10	2.07	2.03	1.99	1.95	1.92	1.80	1.81	1.81	1.81	1.81	1.81	1.82	1.82	1.82	1.82	1.83	1.89	1.97
24	2.00	2.08	2.08	2.07	2.06	2.02	2.00	1.99	1.98	1.93	1.91	1.90	1.88	1.87	1.85	1.84	1.82	1.81	2.10	2.23	2.08	2.15	2.17	2.30	2.01
25	2.36	2.46	2.53	2.60	2.56	2.51	2.21	1.85	1.85	1.85	1.85	1.85	1.86	1.86	1.87	1.90	1.87	1.83	1.99	2.08	2.07	1.96	1.84	1.87	2.06
26	1.90	1.94	1.97	2.00	2.04	2.15	2.05	1.95	1.94	1.95	1.90	1.84	9999	1.80	1.82	1.84	1.86	1.88	1.91	2.16	2.18	2.20	2.14	2.20	1.98
27	2.31	2.29	2.41	2.37	2.34	2.43	2.33	2.14	1.94	1.85	9999	1.87	1.85	1.84	1.82	1.81	1.80	1.78	1.84	1.91	1.93	1.98	2.08	2.21	2.05
28	2.30	2.11	2.57	2.38	2.30	2.23	2.16	2.09	2.02	2.15	2.12	2.00	1.99	2.01	2.03	2.04	2.06	2.08	2.23	2.41	2.56	2.34	2.37	2.56	2.21
29	2.65	2.69	2.81	2.95	2.87	3.15	2.68	2.55	2.33	9999	9999	9999	2.02	1.98	1.95	1.96	2.00	2.01	1.87	1.91	1.96	2.00	1.94	2.07	2.30
30	2.02	1.90	1.94	1.96	2.01	2.03	2.04	1.87	1.83	1.76	1.81	1.80	1.75	1.72	1.79	1.76	1.74	1.72	1.78	1.89	1.79	1.84	1.77	1.75	1.84
31	1.78	1.74	1.73	1.72	1.76	1.78	1.75	1.70	1.69	1.73	1.74	1.73	9999	1.76	1.75	1.74	1.77	1.75	1.76	1.80	1.91	2.00	2.29	1.96	1.80

HOURLY MAX: 1ST 3.15 ON DAY 29 HOUR 5
2ND 2.95 ON DAY 29 HOUR 3

N.E. CORRIDOR HYDROCARBON STUDY
HOURLY AVERAGE REPORT
****

STATE 48 VIRGINIA
AREA 200 ARLINGTON
SITE 20 W3 (AURORA HILLS)
PARAMETER 43102 NON-METHANE HYDROCARBONS
UNITS 7 PARTS PER MILLION

YEAR 1980
MONTH AUGUST

DAY	00	01	02	03	04	05	06	07	08	09	10	11	12	13	14	15	16	17	18	19	20	21	22	23	DAILY AVG
													HOUR												
1	.00	.00	.00	.03	.12	.24	.15	.33	.39	.33	.21	.00	.03	.00	.00	.06	.00	.06	.09	.06	.09	.09	.00	.00	.10
2	.00	.00	.00	.03	.12	.27	.15	.09	.15	.06	.00	.00	.00	.00	.00	.00	.00	.00	.00	.00	.00	.00	.00	.00	.04
3	.00	.00	.00	.00	.00	.00	.00	.00	.00	.00	.00	.00	.00	.00	.00	.00	.00	.00	.00	.00	.06	.15	.06	.00	.01
4	.00	.00	.00	.03	.03	.00	.09	.18	.15	.06	.06	.06	.06	.03	.06	.03	.03	.03	.00	.00	.00	.00	.00	.24	.05
5	.00	.00	.00	.00	.00	.03	.09	.12	.12	.15	.09	.15	.12	.00	.12	.06	.03	.15	.27	.72	.42	.42	.45	.60	.17
6	.39	.15	.00	.00	.12	.21	.39	.36	.18	.00	.00	.00	.03	.03	.00	.00	.00	.03	.03	.15	.42	.51	.63	.60	.18
7	.57	.54	.51	.36	.06	.21	.24	.09	.12	.36	.15	.06	.03	.03	.03	.12	.12	.15	.30	.69	1.02	1.20	1.29	.78	.38
8	.45	.21	.12	.18	.15	.18	.27	.30	.48	.15	.06	.06	.00	.00	.00	.00	.00	.00	.00	.24	.39	.12	.03	.12	.15
9	.00	.00	.00	.00	.00	.00	.00	.09	.09	.00	.00	.00	.00	.00	.00	.00	.00	.00	.12	.18	.12	.15	.18	.21	.05
10	.24	.27	.30	.12	.00	.00	.00	.00	.00	.00	.00	.00	.00	.00	.00	.00	.00	.00	.00	.00	.00	.00	.00	.00	.04
11	.09	.06	.09	.09	.12	.27	.51	.51	.27	.24	.18	.24	.30	.03	.06	.06	.09	.09	.06	.00	.00	.12	.15	.03	.15
12	.03	.06	.00	.00	.00	.12	.30	.30	.30	.30	.24	.00	.03	.00	.00	.00	.00	9999	9999	9999	9999	9999	.03	.00	.09
13	.00	.00	.00	.00	.00	.00	.00	.00	9999	9999	9999	9999	.21	.18	.27	.30	.21	.42	9999	9999	.93	.81	.81	.84	.28
14	.81	.69	.72	.30	.33	.45	.48	.39	.39	.30	.27	9999	.09	.15	.06	.09	.03	.06	.15	.27	.48	.69	.63	.51	.36
15	.57	.33	.18	.15	.06	.15	.51	.69	1.17	.57	.21	.30	.42	.51	.42	.27	.15	.21	9999	9999	.00	.03	.00	.00	.31
16	.00	.00	.00	.00	.00	.00	.00	.00	.00	.00	.00	.00	.00	.00	9999	.03	.03	.00	.00	.00	.00	.00	.00	.06	.01
17	.00	.00	.00	.00	.00	.03	.06	.27	.09	.12	.03	.00	.00	9999	9999	.00	.00	.00	.09	.06	.12	.24	.36	.15	.07
18	.03	.00	.00	.00	.00	.09	.09	.03	.00	.00	.00	.00	9999	9999	.00	.00	.18	.00	.00	.09	.06	.12	.06	.06	.04
19	.39	.36	.12	.15	.24	.36	.36	.15	.27	.18	.21	9999	9999	.33	.06	.09	.12	.12	.30	.36	.33	.18	.36	.36	.25
20	.48	.24	.06	.00	.00	.00	.12	.75	.36	.06	9999	.06	.03	.00	.06	.15	.36	.93	.21	.48	.63	.75	.21	.00	.26
21	.00	.00	.00	.00	.00	.00	.03	.03	.00	.00	.06	9999	.27	9999	9999	9999	.42	.21	.54	.75	1.02	1.02	1.14	1.14	.33
22	.51	.66	.57	.51	.39	.33	.36	.42	.36	.15	.15	.15	.12	9999	9999	.30	.18	.21	.24	.36	.42	.54	.51	.51	.36
23	.39	.51	.66	.72	.72	.78	.45	.27	.18	.21	.18	9999	.06	.00	.00	.03	.00	.03	.00	.06	.03	.03	.09	.21	.24
24	.36	.42	.48	.42	.24	.45	.12	.24	.12	.06	.00	9999	9999	.00	.00	.00	.00	.00	.24	.78	1.26	.66	.90	.87	.35
25	.87	.81	.84	.72	.66	.72	1.14	.45	.42	.36	.30	.06	.03	9999	9999	.00	.00	.00	.00	.45	.66	.54	.18	.00	.42
26	.00	.00	.00	.00	.00	.27	.39	.42	.30	.30	.06	.00	9999	9999	.18	.27	.21	.09	.30	.60	.87	.96	.54	1.47	.33
27	.90	.72	.66	.45	.45	.45	1.05	1.05	.72	.21	9999	9999	.00	.00	.00	.00	.00	.00	.30	.45	.39	.57	.93	1.32	.48
28	1.17	.54	.36	.24	.42	.66	.93	.84	.48	.33	.36	.24	.15	.15	.09	.09	.09	.15	.42	.99	1.23	1.17	.81	.96	.54
29	1.35	1.62	1.41	1.17	1.53	2.04	1.35	1.14	1.32	.87	.33	.06	.00	.00	.00	.00	.00	.00	.00	.00	.00	.00	.00	.00	.59
30	.00	.00	.00	.00	.00	.00	.00	.00	.00	.00	.00	.00	.00	.00	.00	.00	.00	.00	.00	.00	.00	.00	.00	.00	.00
31	.00	.00	.00	.00	.00	.00	.00	.00	.00	.00	.00	.00	.03	.03	.00	.00	.00	.00	.06	.21	.51	.63	.21	.03	.07

HOURLY MAX: 1ST 2.04 ON DAY 29 HOUR 5
2ND 1.62 ON DAY 29 HOUR 1

N.E. CORRIDOR HYDROCARBON STUDY
HOURLY AVERAGE REPORT
****

STATE	48	VIRGINIA
AREA	200	ARLINGTON
SITE	20	W3 (AURORA HILLS)
PARAMETER	43201	METHANE (CH4)
UNITS	7	PARTS PER MILLION

YEAR 1980
MONTH SEPTEMBER

DAY	HOUR 00	01	02	03	04	05	06	07	08	09	10	11	12	13	14	15	16	17	18	19	20	21	22	23	DAILY AVG
1	1.84	1.84	1.80	1.82	1.84	1.87	1.89	1.90	1.90	1.89	1.89	1.66	9999	1.67	1.67	1.67	1.68	1.74	1.74	2.73	3.35	2.04	1.81	1.84	1.92
2	1.83	1.85	1.83	1.78	1.80	1.81	1.82	1.83	1.89	2.27	2.34	1.90	9999	1.76	1.77	1.78	1.79	1.80	1.81	1.82	1.79	1.80	1.82	1.84	1.86
3	1.86	1.88	1.89	1.91	1.93	1.95	1.96	1.87	1.84	1.82	1.79	9999	1.75	1.75	1.76	1.76	1.76	1.77	1.87	2.24	2.30	2.33	2.40	2.46	1.95
4	2.53	2.82	2.99	2.88	2.87	2.99	2.80	2.41	2.24	2.11	1.94	9999	9999	1.84	1.87	1.89	1.84	1.85	1.94	1.96	1.85	1.97	2.01	1.89	2.25
5	1.91	1.87	1.81	1.81	1.87	1.91	1.84	1.80	9999	9999	9999	9999	9999	9999	9999	9999	1.82	1.82	1.82	1.99	2.01	1.91	1.98	2.05	9999
6	2.13	2.19	2.08	2.11	2.15	2.19	1.98	1.83	1.82	1.82	1.81	1.80	1.81	1.84	1.84	1.85	1.85	1.86	1.86	2.11	2.05	1.98	1.90	1.92	1.95
7	2.14	2.14	1.97	1.91	1.91	1.91	1.90	1.90	1.90	1.90	1.90	1.86	1.87	1.85	1.87	1.88	1.89	1.91	1.92	1.94	1.95	1.96	1.83	1.84	1.92
8	1.85	1.94	1.93	1.89	1.90	1.91	1.92	1.93	1.94	1.93	1.92	1.91	1.90	9999	1.93	1.91	1.90	1.88	1.87	1.85	2.01	2.00	2.02	2.03	1.92
9	2.05	2.15	2.24	2.33	2.34	2.34	2.39	2.29	2.02	1.96	1.92	1.88	1.86	1.86	1.85	1.85	1.84	1.83	1.83	1.82	1.82	1.81	1.81	1.79	1.99
10	1.82	1.84	1.85	1.85	2.02	1.91	1.94	2.01	1.97	1.90	1.79	1.77	1.75	9999	1.75	1.76	1.77	1.78	1.79	1.80	1.81	1.90	1.91	1.93	1.85
11	1.94	1.95	1.97	1.98	2.03	2.09	2.07	2.01	1.90	1.88	1.86	1.85	1.83	9999	1.82	1.83	1.85	1.87	1.89	1.96	2.00	2.07	2.20	2.33	1.96
12	2.38	2.42	2.37	2.43	2.48	2.55	2.42	2.22	2.41	2.34	2.07	2.10	2.08	9999	1.92	1.92	1.92	1.92	1.92	1.92	2.07	1.98	2.02	1.96	2.17
13	1.96	1.95	2.02	2.12	2.18	2.25	2.27	2.27	2.03	1.96	9999	9999	9999	9999	9999	9999	9999	9999	9999	9999	9999	9999	9999	9999	9999
14	9999	9999	9999	9999	9999	9999	9999	9999	9999	9999	9999	9999	9999	9999	9999	9999	9999	9999	9999	9999	9999	9999	9999	9999	9999
15	9999	9999	9999	9999	9999	9999	9999	9999	9999	9999	9999	9999	9999	9999	9999	9999	9999	9999	9999	9999	9999	9999	9999	9999	9999
16	9999	9999	9999	9999	9999	9999	9999	9999	9999	9999	9999	9999	9999	9999	9999	9999	9999	9999	9999	9999	9999	9999	9999	9999	9999
17	9999	9999	9999	9999	9999	9999	9999	9999	9999	9999	9999	9999	9999	9999	9999	9999	9999	9999	9999	9999	9999	9999	9999	9999	9999
18	9999	9999	9999	9999	9999	9999	9999	9999	9999	9999	9999	9999	9999	9999	9999	9999	9999	9999	9999	9999	9999	9999	9999	9999	9999
19	9999	9999	9999	9999	9999	9999	9999	9999	9999	9999	9999	9999	9999	9999	9999	9999	9999	9999	9999	9999	9999	9999	9999	9999	9999
20	9999	9999	9999	9999	9999	9999	9999	9999	9999	9999	9999	9999	9999	9999	9999	9999	9999	9999	9999	9999	9999	9999	9999	9999	9999
21	9999	9999	9999	9999	9999	9999	9999	9999	9999	9999	9999	9999	9999	9999	9999	9999	9999	9999	9999	9999	9999	9999	9999	9999	9999
22	9999	9999	9999	9999	9999	9999	9999	9999	9999	9999	9999	9999	9999	9999	9999	9999	9999	9999	9999	9999	9999	9999	9999	9999	9999
23	9999	9999	9999	9999	9999	9999	9999	9999	9999	9999	9999	9999	9999	9999	9999	9999	9999	9999	9999	9999	9999	9999	9999	9999	9999
24	9999	9999	9999	9999	9999	9999	9999	9999	9999	9999	9999	9999	9999	9999	9999	9999	9999	9999	9999	9999	9999	9999	9999	9999	9999
25	9999	9999	9999	9999	9999	9999	9999	9999	9999	9999	9999	9999	9999	9999	9999	9999	9999	9999	9999	9999	9999	9999	9999	9999	9999
26	9999	9999	9999	9999	9999	9999	9999	9999	9999	9999	9999	9999	9999	9999	9999	9999	9999	9999	9999	9999	9999	9999	9999	9999	9999
27	9999	9999	9999	9999	9999	9999	9999	9999	9999	9999	9999	9999	9999	9999	9999	9999	9999	9999	9999	9999	9999	9999	9999	9999	9999
28	9999	9999	9999	9999	9999	9999	9999	9999	9999	9999	9999	9999	9999	9999	9999	9999	9999	9999	9999	9999	9999	9999	9999	9999	9999
29	9999	9999	9999	9999	9999	9999	9999	9999	9999	9999	9999	9999	9999	9999	9999	9999	9999	9999	9999	9999	9999	9999	9999	9999	9999
30	9999	9999	9999	9999	9999	9999	9999	9999	9999	9999	9999	9999	9999	9999	9999	9999	9999	9999	9999	9999	9999	9999	9999	9999	9999

HOURLY MAX: 1ST 3.35 ON DAY 1 HOUR 20
2ND 2.99 ON DAY 4 HOUR 2

N.E. CORRIDOR HYDROCARBON STUDY
HOURLY AVERAGE REPORT
****

STATE	48	VIRGINIA
AREA	200	ARLINGTON
SITE	20	W3 (AURORA HILLS)
PARAMETER	43102	NON-METHANE HYDROCARBONS
UNITS	7	PARTS PER MILLION

YEAR	1980
MONTH	SEPTEMBER

DAY	HOUR 00	01	02	03	04	05	06	07	08	09	10	11	12	13	14	15	16	17	18	19	20	21	22	23	DAILY AVG
1	.12	.06	.06	.06	.03	.03	.00	.03	.00	.00	.00	9999	.03	.03	.03	.03	.00	.00	.09	.33	.12	.30	.09	.06	.07
2	.06	.06	.06	.06	.03	.12	.24	.42	.51	.36	.24	.09	.03	.00	.00	.00	.03	.03	.03	.00	.00	.00	.00	.00	.10
3	.00	.00	.00	.00	.00	.00	.27	.09	.00	.00	.00	9999	.03	.03	.00	.00	.06	.06	.09	.06	.36	.48	.75	.99	.14
4	1.23	1.47	1.62	1.50	1.35	1.11	1.08	1.05	.93	.72	9999	9999	9999	.15	.09	.09	.00	.00	.06	.03	.03	.03	.03	.03	.60
5	.03	.03	.06	.00	.00	.06	.15	.18	9999	9999	9999	.03	.00	.00	9999	.09	.00	.00	.00	.00	.03	.00	.09	.03	.04
6	.21	.21	.27	.30	.30	.39	.39	.24	.21	.24	.21	.09	9999	.00	.03	.00	.00	.00	.06	.00	.09	.15	.09	.30	.16
7	.45	.39	.00	.00	.00	.00	.00	.00	.00	.00	.00	.00	9999	.00	.03	.00	.00	.00	.00	.00	.00	.00	.00	.00	.04
8	.00	.00	.00	.00	.00	.00	.15	.27	.18	.00	.00	.00	.00	9999	.03	.00	.00	.00	.00	.00	.00	.24	.30	.27	.06
9	.18	.30	.30	.42	.33	.45	.63	.27	.00	.00	.00	.00	.00	.00	.00	.00	.00	.03	.09	.24	.06	.00	.00	.00	.14
10	.00	.00	.03	.09	.18	.24	.33	.48	.33	.33	.00	.00	9999	.06	.03	.00	.03	.06	.12	.15	.18	.03	.03	.00	.12
11	.03	.06	.09	.12	.15	.30	.42	.33	.18	.03	.00	.00	.00	9999	.03	.06	.03	.06	.06	.54	.54	.54	.66	.84	.22
12	.87	.66	.63	.69	.60	.72	.66	.78	.84	1.29	.51	.30	9999	.15	.00	.00	.00	.06	.09	.03	.00	.12	.18	.03	.40
13	.00	.00	.06	.09	.12	.15	.12	.12	.03	.03	9999	9999	9999	9999	9999	9999	9999	9999	9999	9999	9999	9999	9999	9999	9999
14	9999	9999	9999	9999	9999	9999	9999	9999	9999	9999	9999	9999	9999	9999	9999	9999	9999	9999	9999	9999	9999	9999	9999	9999	9999
15	9999	9999	9999	9999	9999	9999	9999	9999	9999	9999	9999	9999	9999	9999	9999	9999	9999	9999	9999	9999	9999	9999	9999	9999	9999
16	9999	9999	9999	9999	9999	9999	9999	9999	9999	9999	9999	9999	9999	9999	9999	9999	9999	9999	9999	9999	9999	9999	9999	9999	9999
17	9999	9999	9999	9999	9999	9999	9999	9999	9999	9999	9999	9999	9999	9999	9999	9999	9999	9999	9999	9999	9999	9999	9999	9999	9999
18	9999	9999	9999	9999	9999	9999	9999	9999	9999	9999	9999	9999	9999	9999	9999	9999	9999	9999	9999	9999	9999	9999	9999	9999	9999
19	9999	9999	9999	9999	9999	9999	9999	9999	9999	9999	9999	9999	9999	9999	9999	9999	9999	9999	9999	9999	9999	9999	9999	9999	9999
20	9999	9999	9999	9999	9999	9999	9999	9999	9999	9999	9999	9999	9999	9999	9999	9999	9999	9999	9999	9999	9999	9999	9999	9999	9999
21	9999	9999	9999	9999	9999	9999	9999	9999	9999	9999	9999	9999	9999	9999	9999	9999	9999	9999	9999	9999	9999	9999	9999	9999	9999
22	9999	9999	9999	9999	9999	9999	9999	9999	9999	9999	9999	9999	9999	9999	9999	9999	9999	9999	9999	9999	9999	9999	9999	9999	9999
23	9999	9999	9999	9999	9999	9999	9999	9999	9999	9999	9999	9999	9999	9999	9999	9999	9999	9999	9999	9999	9999	9999	9999	9999	9999
24	9999	9999	9999	9999	9999	9999	9999	9999	9999	9999	9999	9999	9999	9999	9999	9999	9999	9999	9999	9999	9999	9999	9999	9999	9999
25	9999	9999	9999	9999	9999	9999	9999	9999	9999	9999	9999	9999	9999	9999	9999	9999	9999	9999	9999	9999	9999	9999	9999	9999	9999
26	9999	9999	9999	9999	9999	9999	9999	9999	9999	9999	9999	9999	9999	9999	9999	9999	9999	9999	9999	9999	9999	9999	9999	9999	9999
27	9999	9999	9999	9999	9999	9999	9999	9999	9999	9999	9999	9999	9999	9999	9999	9999	9999	9999	9999	9999	9999	9999	9999	9999	9999
28	9999	9999	9999	9999	9999	9999	9999	9999	9999	9999	9999	9999	9999	9999	9999	9999	9999	9999	9999	9999	9999	9999	9999	9999	9999
29	9999	9999	9999	9999	9999	9999	9999	9999	9999	9999	9999	9999	9999	9999	9999	9999	9999	9999	9999	9999	9999	9999	9999	9999	9999
30	9999	9999	9999	9999	9999	9999	9999	9999	9999	9999	9999	9999	9999	9999	9999	9999	9999	9999	9999	9999	9999	9999	9999	9999	9999

HOURLY MAX: 1ST 1.62 ON DAY 4 HOUR 2
2ND 1.50 ON DAY 4 HOUR 3

N.E. CORRIDOR HYDROCARBON STUDY
HOURLY AVERAGE REPORT
****

STATE	9	DISTRICT OF COLUMBIA
AREA	20	WASHINGTON D.C.
SITE	17	W5 (LIBRARY)
PARAMETER	43201	METHANE (CH4)
UNITS	7	PARTS PER MILLION

YEAR 1980
MONTH JUNE

DAY	HOUR 00	01	02	03	04	05	06	07	08	09	10	11	12	13	14	15	16	17	18	19	20	21	22	23	DAILY AVG
1	9999	9999	9999	9999	9999	9999	9999	9999	9999	9999	9999	9999	9999	9999	9999	9999	9999	9999	9999	9999	9999	9999	9999	9999	9999
2	9999	9999	9999	9999	9999	9999	9999	9999	9999	9999	9999	9999	9999	9999	9999	9999	9999	9999	9999	9999	9999	9999	9999	9999	9999
3	9999	9999	9999	9999	9999	9999	9999	9999	9999	9999	9999	9999	9999	9999	9999	9999	9999	9999	9999	9999	9999	9999	9999	9999	9999
4	9999	9999	9999	9999	9999	9999	9999	9999	9999	9999	9999	9999	9999	9999	9999	9999	9999	9999	9999	9999	9999	9999	9999	9999	9999
5	9999	9999	9999	9999	9999	9999	9999	9999	9999	9999	9999	9999	9999	9999	9999	9999	9999	9999	9999	9999	9999	9999	9999	9999	9999
6	9999	9999	9999	9999	9999	9999	9999	9999	9999	9999	9999	9999	9999	9999	9999	9999	9999	9999	9999	9999	9999	9999	9999	9999	9999
7	9999	9999	9999	9999	9999	9999	9999	9999	9999	9999	9999	9999	9999	9999	9999	9999	9999	9999	9999	9999	9999	9999	9999	9999	9999
8	9999	9999	9999	9999	9999	9999	9999	9999	9999	9999	9999	9999	9999	9999	9999	9999	9999	9999	9999	9999	9999	9999	9999	9999	9999
9	9999	9999	9999	9999	9999	9999	9999	9999	9999	9999	9999	9999	9999	9999	9999	9999	9999	9999	9999	9999	9999	9999	9999	9999	9999
10	9999	9999	9999	9999	9999	9999	9999	9999	9999	9999	9999	9999	9999	9999	9999	9999	9999	9999	9999	9999	9999	9999	9999	9999	9999
11	9999	9999	9999	9999	9999	9999	9999	9999	9999	9999	9999	9999	9999	9999	9999	9999	9999	9999	9999	9999	9999	9999	9999	9999	9999
12	9999	9999	9999	9999	9999	9999	9999	9999	9999	9999	9999	9999	9999	9999	9999	9999	9999	9999	9999	9999	9999	9999	9999	9999	9999
13	9999	9999	9999	9999	9999	9999	9999	9999	9999	9999	9999	9999	9999	9999	9999	9999	9999	9999	9999	9999	9999	9999	9999	9999	9999
14	9999	9999	9999	9999	9999	9999	9999	9999	9999	9999	9999	9999	9999	9999	9999	9999	9999	9999	9999	9999	9999	9999	9999	9999	9999
15	9999	9999	9999	9999	9999	9999	9999	9999	9999	9999	9999	9999	9999	9999	9999	9999	9999	9999	9999	9999	9999	9999	9999	9999	9999
16	9999	9999	9999	9999	9999	9999	9999	9999	9999	9999	9999	9999	9999	9999	9999	9999	9999	9999	9999	9999	9999	9999	9999	9999	9999
17	9999	9999	9999	9999	9999	9999	9999	9999	9999	9999	9999	9999	9999	9999	9999	9999	9999	9999	9999	9999	9999	9999	9999	9999	9999
18	9999	9999	9999	9999	9999	9999	9999	9999	9999	9999	9999	9999	9999	9999	9999	9999	9999	9999	9999	9999	9999	9999	9999	9999	9999
19	9999	9999	9999	9999	9999	9999	9999	9999	9999	9999	9999	9999	9999	9999	9999	9999	9999	9999	9999	9999	9999	9999	9999	9999	9999
20	9999	9999	9999	9999	9999	9999	9999	9999	9999	9999	9999	9999	9999	9999	9999	9999	9999	9999	9999	9999	9999	9999	9999	9999	9999
21	9999	9999	9999	9999	9999	9999	9999	9999	9999	9999	9999	9999	9999	9999	9999	9999	9999	9999	9999	9999	9999	9999	9999	9999	9999
22	9999	9999	9999	9999	9999	9999	9999	9999	9999	9999	9999	9999	9999	9999	9999	9999	9999	9999	9999	9999	9999	9999	9999	9999	9999
23	9999	9999	9999	9999	9999	9999	9999	9999	9999	9999	9999	9999	9999	9999	9999	9999	9999	9999	9999	9999	9999	9999	9999	9999	9999
24	9999	9999	9999	9999	9999	9999	9999	9999	9999	9999	9999	9999	9999	9999	9999	9999	9999	9999	9999	9999	9999	9999	9999	9999	9999
25	9999	9999	9999	9999	9999	9999	9999	9999	9999	9999	9999	9999	9999	9999	9999	9999	9999	9999	9999	9999	9999	9999	9999	9999	9999
26	9999	9999	9999	9999	9999	9999	9999	9999	9999	9999	9999	9999	9999	9999	9999	9999	9999	9999	9999	9999	9999	9999	9999	9999	9999
27	9999	9999	9999	9999	9999	9999	9999	9999	9999	9999	9999	9999	9999	9999	9999	9999	9999	9999	9999	9999	9999	9999	9999	9999	9999
28	9999	9999	9999	9999	9999	9999	9999	9999	9999	9999	9999	9999	9999	9999	9999	9999	9999	9999	9999	9999	9999	9999	9999	9999	9999
29	9999	9999	9999	9999	9999	9999	9999	9999	9999	9999	9999	9999	9999	9999	9999	9999	9999	9999	9999	9999	9999	9999	9999	9999	9999
30	9999	9999	9999	9999	9999	9999	9999	9999	9999	9999	9999	9999	9999	9999	9999	9999	9999	9999	9999	9999	9999	9999	9999	9999	9999

HOURLY MAX: 1ST .00 ON DAY 0 HOUR 0
2ND .00 ON DAY 0 HOUR 0

N.E. CORRIDOR HYDROCARBON STUDY
HOURLY AVERAGE REPORT
****

STATE	9	DISTRICT OF COLUMBIA
AREA	20	WASHINGTON D.C.
SITE	17	W5 (LIBRARY)
PARAMETER	43102	NON-METHANE HYDROCARBONS
UNITS	7	PARTS PER MILLION

YEAR 1980
MONTH JUNE

	HOUR																								DAILY
DAY	00	01	02	03	04	05	06	07	08	09	10	11	12	13	14	15	16	17	18	19	20	21	22	23	AVG
1	9999	9999	9999	9999	9999	9999	9999	9999	9999	9999	9999	9999	9999	9999	9999	9999	9999	9999	9999	9999	9999	9999	9999	9999	9999
2	9999	9999	9999	9999	9999	9999	9999	9999	9999	9999	9999	9999	9999	9999	9999	9999	9999	9999	9999	9999	9999	9999	9999	9999	9999
3	9999	9999	9999	9999	9999	9999	9999	9999	9999	9999	9999	9999	9999	9999	9999	9999	9999	9999	9999	9999	9999	9999	9999	9999	9999
4	9999	9999	9999	9999	9999	9999	9999	9999	9999	9999	9999	9999	9999	9999	9999	9999	9999	9999	9999	9999	9999	9999	9999	9999	9999
5	9999	9999	9999	9999	9999	9999	9999	9999	9999	9999	9999	9999	9999	9999	9999	9999	9999	9999	9999	9999	9999	9999	9999	9999	9999
6	9999	9999	9999	9999	9999	9999	9999	9999	9999	9999	9999	9999	9999	9999	9999	9999	9999	9999	9999	9999	9999	9999	9999	9999	9999
7	9999	9999	9999	9999	9999	9999	9999	9999	9999	9999	9999	9999	9999	9999	9999	9999	9999	9999	9999	9999	9999	9999	9999	9999	9999
8	9999	9999	9999	9999	9999	9999	9999	9999	9999	9999	9999	9999	9999	9999	9999	9999	9999	9999	9999	9999	9999	9999	9999	9999	9999
9	9999	9999	9999	9999	9999	9999	9999	9999	9999	9999	9999	9999	9999	9999	9999	9999	9999	9999	9999	9999	9999	9999	9999	9999	9999
10	9999	9999	9999	9999	9999	9999	9999	9999	9999	9999	9999	9999	9999	9999	9999	9999	9999	9999	9999	9999	9999	9999	9999	9999	9999
11	9999	9999	9999	9999	9999	9999	9999	9999	9999	9999	9999	9999	9999	9999	9999	9999	9999	9999	9999	9999	9999	9999	9999	9999	9999
12	9999	9999	9999	9999	9999	9999	9999	9999	9999	9999	9999	9999	9999	9999	9999	9999	9999	9999	9999	9999	9999	9999	9999	9999	9999
13	9999	9999	9999	9999	9999	9999	9999	9999	9999	9999	9999	9999	9999	9999	9999	9999	9999	9999	9999	9999	9999	9999	9999	9999	9999
14	9999	9999	9999	9999	9999	9999	9999	9999	9999	9999	9999	9999	9999	9999	9999	9999	9999	9999	9999	9999	9999	9999	9999	9999	9999
15	9999	9999	9999	9999	9999	9999	9999	9999	9999	9999	9999	9999	9999	9999	9999	9999	9999	9999	9999	9999	9999	9999	9999	9999	9999
16	9999	9999	9999	9999	9999	9999	9999	9999	9999	9999	9999	9999	9999	9999	9999	9999	9999	9999	9999	9999	9999	9999	9999	9999	9999
17	9999	9999	9999	9999	9999	9999	9999	9999	9999	9999	9999	9999	9999	9999	9999	9999	9999	9999	9999	9999	9999	9999	9999	9999	9999
18	9999	9999	9999	9999	9999	9999	9999	9999	9999	9999	9999	9999	9999	9999	9999	9999	9999	9999	9999	9999	9999	9999	9999	9999	9999
19	9999	9999	9999	9999	9999	9999	9999	9999	9999	9999	9999	9999	9999	9999	9999	9999	9999	9999	9999	9999	9999	9999	9999	9999	9999
20	9999	9999	9999	9999	9999	9999	9999	9999	9999	9999	9999	9999	9999	9999	9999	9999	9999	9999	9999	9999	9999	9999	9999	9999	9999
21	9999	9999	9999	9999	9999	9999	9999	9999	9999	9999	9999	9999	9999	9999	9999	9999	9999	9999	9999	9999	9999	9999	9999	9999	9999
22	9999	9999	9999	9999	9999	9999	9999	9999	9999	9999	9999	9999	9999	9999	9999	9999	9999	9999	9999	9999	9999	9999	9999	9999	9999
23	9999	9999	9999	9999	9999	9999	9999	9999	9999	9999	9999	9999	9999	9999	9999	9999	9999	9999	9999	9999	9999	9999	9999	9999	9999
24	9999	9999	9999	9999	9999	9999	9999	9999	9999	9999	9999	9999	9999	9999	9999	9999	9999	9999	9999	9999	9999	9999	9999	9999	9999
25	9999	9999	9999	9999	9999	9999	9999	9999	9999	9999	9999	9999	9999	9999	9999	9999	9999	9999	9999	9999	9999	9999	9999	9999	9999
26	9999	9999	9999	9999	9999	9999	9999	9999	9999	9999	9999	9999	9999	9999	9999	9999	9999	9999	9999	9999	9999	9999	9999	9999	9999
27	9999	9999	9999	9999	9999	9999	9999	9999	9999	9999	9999	9999	9999	9999	9999	9999	9999	9999	9999	9999	9999	9999	9999	9999	9999
28	9999	9999	9999	9999	9999	9999	9999	9999	9999	9999	9999	9999	9999	9999	9999	9999	9999	9999	9999	9999	9999	9999	9999	9999	9999
29	9999	9999	9999	9999	9999	9999	9999	9999	9999	9999	9999	9999	9999	9999	9999	9999	9999	9999	9999	9999	9999	9999	9999	9999	9999
30	9999	9999	9999	9999	9999	9999	9999	9999	9999	9999	9999	9999	9999	9999	9999	9999	9999	9999	9999	9999	9999	9999	9999	9999	9999

HOURLY MAX: 1ST .00 ON DAY 0 HOUR 0
2ND .00 ON DAY 0 HOUR 0

N.E. CORRIDOR HYDROCARBON STUDY
HOURLY AVERAGE REPORT
****

STATE	9	DISTRICT OF COLUMBIA
AREA	20	WASHINGTON D.C.
SITE	17	W5 (LIBRARY)
PARAMETER	43201	METHANE (CH4)
UNITS	7	PARTS PER MILLION

YEAR 1980
MONTH JULY

DAY	HOUR 00	01	02	03	04	05	06	07	08	09	10	11	12	13	14	15	16	17	18	19	20	21	22	23	DAILY AVG
1	9999	9999	9999	9999	9999	9999	9999	9999	9999	9999	9999	9999	9999	9999	9999	9999	9999	9999	9999	9999	9999	9999	9999	9999	9999
2	9999	9999	9999	9999	9999	9999	9999	9999	9999	9999	9999	9999	9999	9999	9999	9999	9999	9999	9999	9999	9999	9999	9999	9999	9999
3	9999	9999	9999	9999	9999	9999	9999	9999	9999	9999	9999	9999	9999	9999	9999	9999	9999	9999	9999	9999	9999	9999	9999	9999	9999
4	9999	9999	9999	9999	9999	9999	9999	9999	9999	9999	9999	9999	9999	9999	9999	9999	9999	9999	9999	9999	9999	9999	9999	9999	9999
5	9999	9999	9999	9999	9999	9999	9999	9999	9999	9999	9999	9999	9999	9999	9999	9999	9999	9999	9999	9999	9999	9999	9999	9999	9999
6	9999	9999	9999	9999	9999	9999	9999	9999	9999	9999	9999	9999	9999	9999	9999	9999	9999	9999	9999	9999	9999	9999	9999	9999	9999
7	9999	9999	9999	9999	9999	9999	9999	9999	9999	9999	9999	9999	9999	9999	9999	9999	9999	9999	9999	9999	9999	9999	9999	9999	9999
8	9999	9999	9999	9999	9999	9999	9999	9999	9999	9999	9999	9999	9999	9999	9999	9999	9999	9999	9999	9999	9999	9999	9999	9999	9999
9	9999	9999	9999	9999	9999	9999	9999	9999	9999	9999	9999	9999	9999	9999	9999	9999	9999	9999	9999	9999	9999	9999	9999	9999	9999
10	9999	9999	9999	9999	9999	9999	9999	9999	9999	9999	9999	9999	9999	1.77	1.83	1.90	1.93	2.11	2.25	1.81	1.83	1.83	1.80	1.80	9999
11	1.81	1.84	1.88	1.98	2.08	2.18	2.59	2.41	1.99	1.91	1.93	1.95	1.97	2.00	2.02	2.04	2.06	2.08	2.21	2.10	2.10	2.10	2.10	2.10	2.06
12	2.10	2.10	2.15	2.20	2.25	2.30	2.35	2.40	2.45	2.03	2.05	2.07	2.10	2.12	2.14	2.16	2.19	2.21	2.23	2.26	2.28	2.30	2.32	2.35	2.21
13	2.37	2.39	2.41	2.07	2.08	2.10	2.11	2.13	2.15	2.16	2.18	2.19	2.21	2.23	2.24	2.26	2.27	1.24	2.07	2.10	2.13	2.16	2.19	2.23	2.15
14	2.34	2.51	2.18	2.11	2.07	2.04	2.00	1.97	1.93	2.47	2.44	2.41	2.38	2.36	2.33	2.30	2.27	2.24	2.36	2.34	2.31	2.29	2.27	1.95	2.24
15	2.06	2.05	2.04	2.03	2.02	2.01	2.00	1.99	1.98	1.97	1.97	1.80	1.79	1.78	1.78	1.77	1.76	1.76	1.79	1.84	1.88	1.90	1.89	1.87	1.91
16	1.85	1.88	1.89	1.90	1.91	1.92	1.93	1.96	2.02	2.08	2.13	2.19	2.25	2.22	2.09	1.99	2.05	2.11	2.10	2.06	2.03	1.99	1.95	1.92	2.02
17	1.88	1.84	1.81	1.77	1.74	1.73	1.74	1.76	1.77	1.78	1.71	1.67	1.66	1.67	1.69	1.70	1.71	1.72	1.73	1.74	1.75	1.77	1.78	1.79	1.75
18	1.80	1.81	1.82	1.83	1.85	2.06	2.23	2.12	2.13	2.14	2.16	2.26	2.39	2.53	2.68	2.82	2.96	2.83	2.29	1.97	1.97	1.98	1.99	2.00	2.19
19	9999	.06	1.36	1.88	1.96	2.04	2.13	2.39	2.37	2.15	1.93	1.85	1.86	1.88	1.89	1.90	1.92	1.93	1.94	1.96	1.91	1.92	1.93	1.94	1.87
20	1.95	1.96	1.97	1.98	1.99	2.00	2.01	2.02	2.03	2.04	2.04	2.05	2.06	2.07	2.08	2.09	2.10	1.83	1.82	1.82	1.81	1.80	1.79	1.78	1.96
21	1.78	1.77	1.76	1.75	1.74	1.74	1.73	1.72	1.71	1.70	1.70	1.70	1.67	1.65	1.62	1.60	1.57	1.55	1.52	1.50	1.47	1.45	1.42	1.48	1.64
22	1.67	1.80	1.74	1.68	1.61	1.54	1.47	1.40	1.39	1.30	1.24	1.24	1.25	1.25	1.26	1.26	1.27	1.27	1.28	1.28	1.29	1.29	1.30	1.30	1.39
23	1.26	1.26	1.26	1.26	1.26	1.27	1.27	1.27	1.27	1.27	1.28	1.28	1.28	1.28	1.29	1.29	1.29	1.29	1.29	1.30	1.30	1.30	1.32	1.35	1.28
24	1.37	1.39	1.42	1.44	1.46	1.49	1.51	1.53	1.55	1.58	1.60	1.62	9999	9999	9999	1.71	1.68	1.87	2.07	2.26	2.25	2.09	1.94	1.79	1.70
25	1.68	1.66	1.65	1.64	1.63	1.62	1.60	1.59	1.58	1.57	1.56	1.55	1.54	1.33	1.39	1.43	1.47	1.50	1.54	1.58	1.61	1.65	1.68	1.69	1.57
26	1.69	1.68	1.67	1.67	1.66	1.65	1.65	1.64	1.64	1.83	1.83	1.82	1.81	1.81	1.80	1.80	1.79	1.78	1.78	1.77	1.76	1.76	1.75	1.74	1.74
27	1.74	1.73	1.72	1.72	1.86	1.85	1.84	1.83	1.82	1.81	1.80	1.81	1.84	9999	1.85	1.84	1.84	1.83	1.83	1.82	1.81	1.81	1.80	1.80	1.81
28	1.79	1.78	1.78	1.77	1.77	1.76	1.75	1.75	1.74	1.73	1.78	1.76	1.74	1.72	1.70	1.68	1.66	1.64	1.62	1.60	1.58	1.56	1.54	1.52	1.70
29	1.50	1.48	1.46	1.44	1.42	1.40	1.50	1.50	1.50	1.51	1.51	1.51	1.51	1.51	1.52	1.52	1.52	1.52	1.52	1.53	1.53	1.53	1.53	1.54	1.50
30	1.54	1.54	1.54	1.52	1.52	1.52	1.52	1.52	1.52	1.52	1.52	1.51	1.51	1.51	1.51	1.51	1.76	1.76	1.77	1.80	1.82	1.85	1.88	1.90	1.62
31	1.93	1.95	1.96	1.96	1.95	1.95	1.95	1.94	1.94	1.94	1.93	1.93	1.93	1.88	1.89	1.91	2.07	2.22	2.01	1.98	1.97	1.96	1.95	1.94	1.96

HOURLY MAX: 1ST 2.96 ON DAY 18 HOUR 16
2ND 2.83 ON DAY 18 HOUR 17

N.E. CORRIDOR HYDROCARBON STUDY
HOURLY AVERAGE REPORT
****

STATE	9	DISTRICT OF COLUMBIA
AREA	20	WASHINGTON D.C.
SITE	17	W5 (LIBRARY)
PARAMETER	43102	NON-METHANE HYDROCARBONS
UNITS	7	PARTS PER MILLION

YEAR 1980
MONTH JULY

DAY	HOUR 00	01	02	03	04	05	06	07	08	09	10	11	12	13	14	15	16	17	18	19	20	21	22	23	DAILY AVG
1	9999	9999	9999	9999	9999	9999	9999	9999	9999	9999	9999	9999	9999	9999	9999	9999	9999	9999	9999	9999	9999	9999	9999	9999	9999
2	9999	9999	9999	9999	9999	9999	9999	9999	9999	9999	9999	9999	9999	9999	9999	9999	9999	9999	9999	9999	9999	9999	9999	9999	9999
3	9999	9999	9999	9999	9999	9999	9999	9999	9999	9999	9999	9999	9999	9999	9999	9999	9999	9999	9999	9999	9999	9999	9999	9999	9999
4	9999	9999	9999	9999	9999	9999	9999	9999	9999	9999	9999	9999	9999	9999	9999	9999	9999	9999	9999	9999	9999	9999	9999	9999	9999
5	9999	9999	9999	9999	9999	9999	9999	9999	9999	9999	9999	9999	9999	9999	9999	9999	9999	9999	9999	9999	9999	9999	9999	9999	9999
6	9999	9999	9999	9999	9999	9999	9999	9999	9999	9999	9999	9999	9999	9999	9999	9999	9999	9999	9999	9999	9999	9999	9999	9999	9999
7	9999	9999	9999	9999	9999	9999	9999	9999	9999	9999	9999	9999	9999	9999	9999	9999	9999	9999	9999	9999	9999	9999	9999	9999	9999
8	9999	9999	9999	9999	9999	9999	9999	9999	9999	9999	9999	9999	9999	9999	9999	9999	9999	9999	9999	9999	9999	9999	9999	9999	9999
9	9999	9999	9999	9999	9999	9999	9999	9999	9999	9999	9999	9999	9999	9999	9999	9999	9999	9999	9999	9999	9999	9999	9999	9999	9999
10	9999	.09	.06	.15	.09	.18	.27	.36	.36	.27	.30	.27	.27	.27	.27	.27	.36	.27	.30	.42	.90	.72	.54	.63	.33
11	.60	.45	.21	.21	.24	.36	.51	.45	.54	.36	.30	.24	.24	.24	.27	.30	.33	.42	.60	.99	1.23	.90	.81	.87	.49
12	.75	.87	.60	.45	.21	.15	.15	.12	.12	.06	.12	.12	.12	.09	.15	.09	.21	.09	.15	.12	.15	.12	.06	.15	.22
13	.24	.27	.27	.15	.12	.12	.15	.12	.09	.00	.00	.00	.00	.03	.06	.03	.03	.00	.00	.21	.87	.66	.93	.87	.22
14	.63	.51	.30	.24	.27	.42	.57	.87	.66	.69	.72	.54	.48	.36	.45	.39	.42	.33	.33	.36	.36	.30	.24	.15	.44
15	.12	.12	.06	.06	.09	.21	.33	.42	.39	.33	.30	.33	.33	.33	.42	.42	.51	.48	.45	.48	.48	.48	.36	.30	.33
16	.27	.24	.21	.18	.24	.36	.54	.72	.90	.63	.69	.72	.54	.57	.54	.57	.57	.60	9999	.39	.54	.60	.51	.36	.50
17	.36	.42	.36	.30	.30	.36	.57	.75	.75	.78	.69	.51	.42	.39	.30	.48	.48	.81	.48	.33	.33	.39	.48	.30	.47
18	.12	.03	.09	.12	.09	.09	.33	.42	.54	.51	.24	.24	.42	.33	.30	.33	.24	.21	.21	.75	1.65	1.74	2.04	1.83	.54
19	1.20	1.29	1.50	1.41	1.53	1.74	1.53	1.26	.78	.57	.42	.36	.42	.42	.45	.42	.42	.42	.36	.45	.72	.63	.51	.45	.80
20	.33	.27	.24	.30	.30	.30	.30	.33	.36	.39	.39	.36	.36	.45	.45	.45	.39	.42	.36	.30	.36	.42	.33	.33	.35
21	.30	.30	.30	.30	.33	.60	.66	.87	.93	.81	.69	.48	.48	.39	.51	.48	.45	.33	.33	.18	.27	.33	.30	.27	.45
22	.30	.27	.18	.21	.27	.27	.42	.72	.78	.57	.51	.45	.45	.45	.54	.99	.39	.51	.36	.27	.36	.27	.18	.12	.41
23	.18	.12	.03	.00	.00	.09	.24	.36	.51	.42	.42	.33	.30	.36	.36	.39	.45	.36	.45	.54	.54	.48	.36	.27	.31
24	.18	.09	.09	.12	.24	.39	.45	.48	.42	.36	.33	.27	9999	9999	9999	.21	.21	.27	.30	.57	.87	1.20	1.41	1.53	.48
25	1.62	1.20	.96	.60	.39	.60	.78	.99	.87	.69	.39	.42	.30	.33	.33	.36	.36	.30	.42	.48	.42	.63	.60	.57	.61
26	.51	.33	.30	.27	.27	.33	.36	.39	.36	.33	.33	.27	.21	9999	9999	.00	.00	.00	.00	.00	.00	.00	.00	.00	.19
27	.00	.00	.00	.00	.00	.00	.00	.00	.00	.00	.00	.00	9999	.00	.00	.00	.00	.00	.00	.00	.00	.00	.00	.00	.00
28	.03	.03	.06	.06	.09	.12	.36	.30	.06	.06	.09	.06	.06	.06	.06	9999	.33	.33	.27	.24	.18	.12	.09	.09	.14
29	.06	.06	.06	.09	.09	.09	.09	.06	.06	9999	.24	.18	.18	.21	.15	.15	.18	.21	.24	.39	.66	.42	.30	.21	.19
30	.12	.12	.09	.09	.09	.21	.27	.24	.24	.24	9999	9999	9999	9999	9999	9999	.15	.24	.54	1.14	1.23	1.02	.87	.81	.43
31	.72	.66	.57	.45	.39	.63	.93	.99	.90	.81	.72	.63	.48	9999	.21	.21	.27	.30	.30	.27	.27	.24	.24	.12	.49

HOURLY MAX: 1ST 2.04 ON DAY 18 HOUR 22
2ND 1.83 ON DAY 18 HOUR 23

N.E. CORRIDOR HYDROCARBON STUDY
HOURLY AVERAGE REPORT
****

STATE	9	DISTRICT OF COLUMBIA
AREA	20	WASHINGTON D.C.
SITE	17	W5 (LIBRARY)
PARAMETER	43201	METHANE (CH4)
UNITS	7	PARTS PER MILLION

YEAR 1980
MONTH AUGUST

DAY	HOUR 00	01	02	03	04	05	06	07	08	09	10	11	12	13	14	15	16	17	18	19	20	21	22	23	DAILY AVG
1	1.79	1.85	1.94	1.98	2.28	3.40	2.41	2.11	2.08	1.93	1.88	1.83	1.81	1.84	1.82	1.85	1.92	1.89	1.99	2.04	2.08	2.17	2.01	2.07	2.04
2	2.01	2.07	2.13	2.17	2.33	2.50	2.18	2.15	2.11	1.92	1.92	1.91	1.90	1.75	1.78	1.80	1.84	2.07	2.81	2.40	1.99	2.01	1.97	1.93	2.07
3	1.89	1.85	1.88	1.89	1.88	2.02	1.94	1.87	1.91	1.86	1.88	1.88	1.88	1.82	1.86	1.87	1.88	1.83	1.84	1.88	1.96	1.99	1.92	1.87	1.89
4	1.88	1.86	1.89	1.92	1.96	1.95	1.95	1.96	1.97	1.96	1.91	1.90	1.86	1.87	1.72	1.72	1.74	1.83	1.76	1.84	2.01	1.82	1.77	1.81	1.87
5	1.86	1.88	1.84	1.80	1.84	1.88	1.88	1.89	1.77	1.80	1.81	1.83	1.85	1.84	1.83	1.83	1.82	1.86	1.93	2.13	2.03	2.12	2.36	2.23	1.91
6	2.14	2.06	1.96	2.07	2.16	2.29	2.22	2.02	1.98	1.71	1.70	1.70	1.73	1.75	1.79	1.82	1.85	1.89	1.92	1.95	1.99	2.58	3.21	2.85	2.06
7	2.32	2.13	2.06	2.04	2.12	2.15	2.12	1.79	1.85	1.90	1.95	1.81	1.79	1.88	1.95	1.97	1.99	2.01	2.03	2.10	2.40	2.56	3.19	5.45	2.23
8	3.48	2.97	2.96	2.70	2.62	2.10	2.09	2.11	1.95	1.88	1.85	1.84	1.85	1.84	1.89	1.91	1.91	1.91	1.92	1.98	2.14	2.20	2.28	2.25	2.19
9	1.99	2.04	1.81	1.83	1.86	1.90	2.03	2.14	2.21	2.16	2.11	2.05	2.00	1.97	2.00	2.02	2.04	2.06	2.08	2.10	2.08	2.12	2.25	2.02	2.04
10	2.15	2.11	2.50	2.05	2.08	2.11	2.15	2.18	2.17	2.16	2.13	2.10	2.13	1.98	1.94	2.01	1.94	1.97	1.91	1.90	1.84	1.83	1.75	1.85	2.04
11	1.86	2.06	2.00	2.04	2.03	2.04	2.05	2.09	1.98	1.90	1.87	1.85	1.83	1.81	1.79	1.78	1.84	1.87	1.71	1.71	1.74	1.77	1.76	1.77	1.88
12	1.85	1.90	1.69	1.85	2.13	2.22	2.20	2.02	1.72	1.69	1.64	1.61	1.61	9999	9999	9999	9999	9999	9999	9999	9999	9999	9999	9999	9999
13	9999	9999	9999	9999	9999	9999	9999	9999	9999	9999	9999	9999	9999	9999	9999	9999	9999	1.84	1.84	1.91	1.96	2.12	2.18	2.22	9999
14	2.28	2.34	2.42	2.26	2.10	2.06	2.02	1.98	1.94	1.90	1.86	1.80	1.82	1.84	1.85	1.86	1.87	1.87	1.88	1.91	1.97	2.03	2.06	2.06	2.00
15	2.06	2.06	2.21	2.47	2.24	2.39	2.34	2.25	1.93	1.85	9999	1.84	1.83	1.78	1.77	1.76	1.78	2.23	1.81	1.79	1.79	1.78	1.78	1.77	1.98
16	1.76	1.76	1.75	1.75	1.74	1.73	1.72	1.69	1.79	1.80	1.81	1.82	1.83	9999	1.77	1.79	1.81	1.83	1.85	1.87	1.88	1.90	1.91	1.91	1.80
17	1.91	1.91	1.92	1.92	1.92	1.92	1.92	1.92	1.93	1.93	1.89	1.88	1.88	9999	1.85	1.85	1.86	1.86	2.08	1.99	1.87	1.88	1.90	1.91	1.91
18	1.92	1.93	1.92	1.89	1.87	1.84	1.81	1.79	1.76	1.74	1.72	1.70	1.70	1.70	9999	1.85	1.84	1.85	1.86	1.87	1.88	1.89	1.90	1.91	1.83
19	1.92	1.87	1.92	1.97	1.99	2.01	2.12	2.03	1.97	1.90	1.84	9999	1.82	1.78	1.80	1.81	1.83	1.85	1.92	1.95	2.07	2.11	2.10	2.18	1.95
20	2.20	1.80	1.79	1.80	1.81	1.82	1.83	1.84	1.79	1.78	1.78	1.78	1.77	1.77	1.76	9999	9999	1.82	1.91	1.86	2.00	2.14	1.93	1.88	1.86
21	1.84	1.81	1.80	1.82	1.84	1.86	1.88	1.89	1.91	1.93	1.95	1.97	9999	1.88	1.81	1.77	1.79	1.80	1.82	1.96	2.14	2.28	2.22	2.10	1.92
22	2.05	2.05	2.20	2.31	2.16	2.03	1.99	1.95	1.91	1.86	1.84	1.82	1.81	9999	1.79	1.79	1.79	1.80	1.82	1.83	1.85	1.87	1.90	1.96	1.93
23	2.01	2.07	2.12	2.19	2.31	2.44	2.45	2.30	2.01	1.88	1.79	1.80	1.81	9999	1.76	1.77	1.78	1.79	1.80	1.81	1.82	1.90	1.82	1.94	1.97
24	2.22	2.06	1.94	2.00	2.30	2.10	1.92	1.87	1.83	1.79	1.85	1.84	1.82	9999	1.86	1.92	1.95	1.98	2.01	2.04	2.07	2.18	2.31	2.44	2.01
25	2.57	2.72	2.51	2.22	2.17	2.15	2.12	2.10	2.07	2.05	2.02	1.91	1.91	1.90	1.90	1.90	1.89	1.95	2.04	2.14	2.24	2.33	2.34	2.32	2.14
26	2.29	2.26	2.24	2.21	2.18	2.15	2.13	1.97	1.83	1.79	1.78	1.78	1.77	1.76	1.75	1.75	1.74	1.79	1.94	2.08	2.15	2.17	2.19	2.23	2.00
27	2.26	2.44	2.54	2.75	2.42	2.20	2.10	2.00	1.90	1.83	1.83	1.83	9999	9999	1.80	1.86	1.93	2.00	2.06	2.13	2.20	2.30	2.42	2.65	2.16
28	2.54	2.32	2.34	2.44	2.49	2.43	2.37	2.31	2.25	2.18	2.10	1.91	1.89	1.88	1.89	1.91	1.94	1.96	1.99	2.03	2.07	2.12	2.16	2.20	2.16
29	2.27	2.59	2.35	2.36	2.45	2.42	2.58	2.39	2.47	2.21	2.06	1.95	1.93	1.92	1.90	1.89	1.88	1.86	1.85	1.84	1.82	1.81	1.80	1.78	2.10
30	1.85	1.84	1.92	1.95	2.01	1.99	1.96	1.94	1.91	1.89	1.86	1.84	1.81	9999	1.75	1.75	1.75	1.75	1.75	1.75	1.75	1.76	1.76	1.77	1.84
31	1.77	1.78	1.78	1.79	1.79	1.80	1.80	1.81	1.81	1.82	1.78	1.79	1.80	9999	1.77	1.80	1.89	1.97	1.91	2.07	2.41	2.41	2.29	1.93	1.90

HOURLY MAX: 1ST 5.45 ON DAY 7 HOUR 23
2ND 3.48 ON DAY 8 HOUR 0

N.E. CORRIDOR HYDROCARBON STUDY
HOURLY AVERAGE REPORT
****

STATE	9	DISTRICT OF COLUMBIA
AREA	20	WASHINGTON D.C.
SITE	17	W5 (LIBRARY)
PARAMETER	43102	NON-METHANE HYDROCARBONS
UNITS	7	PARTS PER MILLION

YEAR 1980
MONTH AUGUST

DAY	HOUR 00	01	02	03	04	05	06	07	08	09	10	11	12	13	14	15	16	17	18	19	20	21	22	23	DAILY AVG
1	.81	.84	.81	.90	1.29	1.41	1.59	1.62	1.89	1.62	9999	9999	9999	.54	.51	.57	.60	.51	.48	.60	.66	.87	.81	1.14	.96
2	.75	.78	.81	.48	.60	.60	.54	.60	.60	.54	.57	.69	9999	9999	.15	.09	.12	.27	.30	.27	.27	.39	.39	.30	.46
3	.24	.18	.21	.15	.09	.12	.03	.03	.12	.06	.06	9999	9999	9999	.00	.00	.00	.00	.00	.03	.12	.30	.27	.06	.10
4	.03	.00	.00	.00	.00	.18	.24	.36	.33	.33	.15	9999	9999	.21	.33	.36	.39	.66	.39	.21	.21	.21	.18	.18	.23
5	.18	.18	.09	.09	.09	.33	.66	.84	.54	.66	.45	9999	9999	.27	.39	.27	.51	.60	.66	.66	.54	.39	.60	.48	.43
6	.54	.48	.15	.24	.21	.48	.87	.60	.51	.24	.27	.15	9999	9999	.21	.24	.18	.24	.30	.39	.78	.78	.60	.57	.41
7	.63	.27	.15	.24	.48	.42	.42	.57	.51	.54	.39	9999	9999	9999	.39	.42	.36	.33	.48	1.05	1.47	1.53	1.65	1.32	.65
8	.75	.51	.51	.57	.48	.48	.93	.93	.72	9999	9999	.33	.33	.36	.30	.21	.24	.21	.39	.54	.60	.81	.75	.48	.52
9	.09	.03	.06	.15	.12	.30	.33	.03	.00	.06	9999	9999	9999	9999	.06	.00	.00	.03	.21	.33	.36	.27	.27	.27	.15
10	.18	.18	.15	.03	.03	.06	.09	.12	.03	.03	.03	9999	9999	.03	.00	.00	.00	.09	.15	.15	.12	.12	.18	.21	.09
11	.15	.18	.03	.12	.18	.30	.51	.84	.57	.33	.30	.21	.12	.21	.21	.27	9999	9999	.36	.27	.36	.30	.27	.39	.29
12	.63	.69	.84	.45	.54	.45	.27	9999	9999	9999	9999	9999	9999	9999	9999	9999	9999	9999	9999	9999	9999	9999	9999	9999	9999
13	9999	9999	9999	9999	9999	9999	9999	9999	9999	9999	9999	9999	9999	9999	9999	9999	9999	.15	.18	.48	.66	1.05	1.02	.90	9999
14	.99	.96	.57	.24	.15	.39	.72	.60	.42	9999	.30	.24	9999	.27	.27	.27	.27	.30	.39	.48	.66	.99	1.17	.90	.53
15	.63	.60	.51	.39	.24	.39	.84	1.50	.96	9999	9999	.48	.90	.66	.69	.48	.42	.60	.21	.27	.12	.09	.12	.09	.51
16	.09	.09	.00	.00	.00	.00	.00	.00	.00	9999	9999	.00	.00	.00	.00	.00	.00	.03	.06	.06	.03	.03	.09	.24	.03
17	.09	.06	.06	.00	.00	.00	.00	.00	9999	9999	9999	9999	9999	9999	.03	.03	.03	.09	.12	.15	.09	.21	.30	.21	.08
18	.06	.03	.00	.00	.00	.09	.33	.45	.45	.30	.33	.15	.21	.24	9999	.39	.45	.42	.30	.21	.24	.21	.24	.21	.23
19	.27	.18	.15	.33	.33	.36	.48	.81	.51	.42	.63	9999	.60	.66	.42	.39	.51	.51	.57	.78	.84	.84	.72	.87	.53
20	.69	.30	.30	.36	.48	.54	.45	.42	.45	.39	.39	.57	.72	9999	9999	9999	.33	.27	.42	.36	.81	.45	.03	.00	.42
21	.00	.00	.00	.00	.12	.24	.33	.39	.36	.30	.39	9999	9999	.39	.33	.24	.42	.33	.45	.63	.93	1.02	.96	.84	.39
22	.66	.51	.54	.54	.42	.54	.57	.51	.39	.36	.36	.36	9999	9999	.45	.36	.48	.45	.54	.75	.63	.60	.51	.51	.50
23	.63	.81	.69	.63	.66	.72	.54	.33	.18	.15	.15	9999	9999	9999	.06	.06	.06	.24	.36	.36	.51	.51	.48	.42	.41
24	.30	.42	.15	.15	.12	.12	.09	.06	.00	9999	9999	9999	9999	9999	.06	.06	.09	.27	.36	.63	.96	1.14	1.14	.75	.36
25	.48	.42	.36	.39	.57	.96	1.08	.69	.51	.36	.27	.30	.30	.30	9999	9999	.27	.30	.39	.75	1.59	1.62	.60	.36	.59
26	.21	.15	.15	.12	.09	.63	.90	1.11	.84	.45	.33	9999	9999	.24	.24	.21	.30	.24	1.05	1.26	1.89	1.38	1.05	1.17	.64
27	.87	.99	.81	.78	1.17	1.32	1.05	.75	.27	.36	9999	9999	9999	9999	.18	.15	.15	.21	.54	.87	1.56	1.56	1.44	1.41	.82
28	1.29	.99	.60	.48	.75	1.11	1.29	1.35	1.32	.66	.21	.33	9999	.18	.24	.15	.27	.24	.81	1.53	1.50	1.80	1.92	1.47	.89
29	1.17	1.41	1.02	.87	.90	1.32	1.77	1.44	9999	.87	.60	.39	9999	9999	.42	.39	.54	.36	.42	.27	.24	.15	.15	.15	.71
30	.09	.09	.03	.00	.00	.03	.09	.09	.06	.06	.06	9999	9999	9999	.09	.06	.06	.03	.12	.15	.06	.09	.03	.00	.06
31	.00	.00	.00	.00	.00	.00	.00	.00	.00	9999	9999	9999	9999	9999	.03	.06	.09	.12	.36	.66	.99	.87	.30	9999	.19

HOURLY MAX: 1ST 1.92 ON DAY 28 HOUR 22
2ND 1.89 ON DAY 1 HOUR 8

N.E. CORRIDOR HYDROCARBON STUDY
HOURLY AVERAGE REPORT
****

STATE	9	DISTRICT OF COLUMBIA
AREA	20	WASHINGTON D.C.
SITE	17	W5 (LIBRARY)
PARAMETER	43201	METHANE (CH4)
UNITS	7	PARTS PER MILLION

YEAR 1980
MONTH SEPTEMBER

DAY	HOUR 00	01	02	03	04	05	06	07	08	09	10	11	12	13	14	15	16	17	18	19	20	21	22	23	DAILY AVG
1	1.80	1.71	1.69	1.71	1.73	1.77	1.84	1.81	1.77	1.66	1.68	1.65	1.62	9999	1.65	1.71	1.77	1.95	2.13	2.81	2.28	1.95	1.81	1.80	1.84
2	1.80	1.80	1.77	1.82	1.87	1.90	1.91	2.12	2.25	2.60	2.21	1.85	9999	1.76	1.72	1.71	1.71	1.70	1.76	1.75	1.64	1.61	1.62	1.63	1.85
3	1.64	1.65	1.66	1.69	1.74	1.74	1.74	1.72	1.70	1.70	1.69	1.69	1.69	1.81	1.82	1.83	1.84	1.79	1.85	2.04	2.86	3.00	2.58	2.50	1.92
4	2.42	2.70	2.83	2.77	2.74	2.61	2.34	2.40	9999	9999	9999	1.80	1.76	1.75	1.75	1.76	1.77	1.79	1.80	1.82	1.83	1.91	1.97	1.91	2.12
5	1.90	1.85	1.81	1.83	1.85	1.87	1.90	1.92	1.93	2.04	2.05	1.82	1.78	9999	1.74	1.85	1.82	1.77	1.76	1.75	1.83	1.85	1.84	1.92	1.86
6	1.92	2.11	2.06	1.99	2.00	1.99	2.00	1.90	1.89	1.87	1.85	1.85	1.84	9999	1.72	1.75	1.78	1.77	1.81	1.87	1.84	1.97	1.87	1.93	1.89
7	2.57	2.14	1.84	1.89	1.93	1.95	1.94	1.89	1.83	1.84	1.83	1.84	1.79	1.79	1.81	1.84	1.87	1.90	1.92	1.95	2.00	2.06	2.09	2.06	1.94
8	1.99	1.97	1.95	1.95	2.03	2.00	2.02	1.99	1.97	1.97	1.91	1.89	1.88	1.87	9999	1.82	1.80	1.79	1.82	1.84	1.82	1.83	2.01	2.09	1.92
9	2.13	2.32	2.36	2.30	2.36	2.46	2.39	2.04	1.86	1.82	1.81	1.75	1.73	9999	1.73	1.73	1.72	1.72	1.71	1.71	1.71	1.70	1.70	1.69	1.93
10	1.69	1.73	1.76	1.72	1.66	1.68	1.71	1.75	1.73	1.71	1.69	1.67	1.65	1.63	9999	1.76	1.77	1.78	1.80	1.81	1.82	1.84	1.85	1.86	1.74
11	1.88	1.89	1.90	1.99	1.93	1.93	1.93	1.93	1.90	1.84	1.82	1.80	1.97	1.82	9999	1.87	1.93	1.93	1.98	2.05	2.09	2.09	2.23	2.21	1.95
12	2.23	2.18	2.10	2.30	2.39	2.47	2.58	2.37	2.31	2.09	1.99	1.96	1.97	1.92	1.89	1.88	1.89	1.92	1.96	1.98	2.04	2.03	2.07	2.31	2.12
13	1.96	1.91	1.92	1.94	2.21	2.57	2.38	2.12	2.04	1.94	1.90	1.86	9999	9999	9999	9999	9999	9999	9999	9999	9999	9999	9999	9999	9999
14	9999	9999	9999	9999	9999	9999	9999	9999	9999	9999	9999	9999	9999	9999	9999	9999	9999	9999	9999	9999	9999	9999	9999	9999	9999
15	9999	9999	9999	9999	9999	9999	9999	9999	9999	9999	9999	9999	9999	9999	9999	9999	9999	9999	9999	9999	9999	9999	9999	9999	9999
16	9999	9999	9999	9999	9999	9999	9999	9999	9999	9999	9999	9999	9999	9999	9999	9999	9999	9999	9999	9999	9999	9999	9999	9999	9999
17	9999	9999	9999	9999	9999	9999	9999	9999	9999	9999	9999	9999	9999	9999	9999	9999	9999	9999	9999	9999	9999	9999	9999	9999	9999
18	9999	9999	9999	9999	9999	9999	9999	9999	9999	9999	9999	9999	9999	9999	9999	9999	9999	9999	9999	9999	9999	9999	9999	9999	9999
19	9999	9999	9999	9999	9999	9999	9999	9999	9999	9999	9999	9999	9999	9999	9999	9999	9999	9999	9999	9999	9999	9999	9999	9999	9999
20	9999	9999	9999	9999	9999	9999	9999	9999	9999	9999	9999	9999	9999	9999	9999	9999	9999	9999	9999	9999	9999	9999	9999	9999	9999
21	9999	9999	9999	9999	9999	9999	9999	9999	9999	9999	9999	9999	9999	9999	9999	9999	9999	9999	9999	9999	9999	9999	9999	9999	9999
22	9999	9999	9999	9999	9999	9999	9999	9999	9999	9999	9999	9999	9999	9999	9999	9999	9999	9999	9999	9999	9999	9999	9999	9999	9999
23	9999	9999	9999	9999	9999	9999	9999	9999	9999	9999	9999	9999	9999	9999	9999	9999	9999	9999	9999	9999	9999	9999	9999	9999	9999
24	9999	9999	9999	9999	9999	9999	9999	9999	9999	9999	9999	9999	9999	9999	9999	9999	9999	9999	9999	9999	9999	9999	9999	9999	9999
25	9999	9999	9999	9999	9999	9999	9999	9999	9999	9999	9999	9999	9999	9999	9999	9999	9999	9999	9999	9999	9999	9999	9999	9999	9999
26	9999	9999	9999	9999	9999	9999	9999	9999	9999	9999	9999	9999	9999	9999	9999	9999	9999	9999	9999	9999	9999	9999	9999	9999	9999
27	9999	9999	9999	9999	9999	9999	9999	9999	9999	9999	9999	9999	9999	9999	9999	9999	9999	9999	9999	9999	9999	9999	9999	9999	9999
28	9999	9999	9999	9999	9999	9999	9999	9999	9999	9999	9999	9999	9999	9999	9999	9999	9999	9999	9999	9999	9999	9999	9999	9999	9999
29	9999	9999	9999	9999	9999	9999	9999	9999	9999	9999	9999	9999	9999	9999	9999	9999	9999	9999	9999	9999	9999	9999	9999	9999	9999
30	9999	9999	9999	9999	9999	9999	9999	9999	9999	9999	9999	9999	9999	9999	9999	9999	9999	9999	9999	9999	9999	9999	9999	9999	9999

HOURLY MAX: 1ST 3.00 ON DAY 3 HOUR 21
2ND 2.86 ON DAY 3 HOUR 20

N.E. CORRIDOR HYDROCARBON STUDY
HOURLY AVERAGE REPORT
****

STATE	9	DISTRICT OF COLUMBIA
AREA	20	WASHINGTON D.C.
SITE	17	W5 (LIBRARY)
PARAMETER	43102	NON-METHANE HYDROCARBONS
UNITS	7	PARTS PER MILLION

YEAR 1980
MONTH SEPTEMBER

	HOUR																								DAILY
DAY	00	01	02	03	04	05	06	07	08	09	10	11	12	13	14	15	16	17	18	19	20	21	22	23	AVG
1	.18	.15	.00	.00	.00	.00	.00	.00	.00	.00	.00	.00	.00	9999	9999	.00	.00	.06	.00	.18	.30	.27	.12	.18	.07
2	.18	.09	.09	.06	.15	.39	.75	1.05	.75	.60	.45	.30	.66	.30	.42	.57	.39	.36	.33	.33	.36	.36	.21	.09	.39
3	.12	.15	.06	.06	.03	.03	.06	.03	.15	.24	.21	.15	.12	9999	.15	.12	.15	.18	.39	.27	.60	.93	1.02	1.02	.27
4	1.11	1.17	1.17	1.11	1.17	1.08	1.02	1.74	9999	9999	9999	.27	.39	.90	.57	.54	.39	.27	.54	.51	.57	.54	.60	.69	.78
5	.75	.63	.66	.48	.45	.45	.45	.36	.60	.42	.42	.54	.57	.54	.42	.36	.45	.48	.30	.27	.27	.21	.24	.12	.44
6	.18	.21	.21	.27	.30	.27	.27	.27	.24	.33	.24	.24	.24	.21	.12	.09	.06	.06	.39	.51	.36	.45	.54	.06	.26
7	9999	9999	9999	9999	9999	9999	9999	9999	9999	9999	9999	9999	9999	9999	.00	.00	.00	.00	.00	.09	.18	.30	.36	.27	9999
8	.12	.06	.00	.03	.06	.21	.30	.42	.48	.39	.15	.12	.15	.18	9999	.12	.09	.12	.33	.18	.12	.18	.27	.36	.19
9	.39	.54	.72	.60	.75	.87	1.26	.93	.75	.42	.30	.27	.24	9999	9999	.39	.36	.24	.24	.27	.33	.42	.45	.36	.50
10	.27	.21	.15	.09	.03	.15	.36	.33	.21	.03	.00	.00	.00	.00	9999	.15	.15	.15	.15	.15	.12	.09	.06	.03	.13
11	.00	.00	.00	.06	.00	.03	.33	.51	.63	.51	.36	.21	.09	.09	.12	.15	.21	.24	.30	.45	.63	.75	.90	1.47	.34
12	1.05	.78	.60	.48	.57	.75	1.20	1.80	1.65	.75	.39	.27	.30	.48	.45	.42	.39	.39	.36	.36	.33	.33	.36	.27	.61
13	.15	.06	.03	.03	.06	.06	.06	.09	.09	.09	.06	.00	.00	.00	9999	9999	9999	9999	9999	9999	9999	9999	9999	9999	9999
14	9999	9999	9999	9999	9999	9999	9999	9999	9999	9999	9999	9999	9999	9999	9999	9999	9999	9999	9999	9999	9999	9999	9999	9999	9999
15	9999	9999	9999	9999	9999	9999	9999	9999	9999	9999	9999	9999	9999	9999	9999	9999	9999	9999	9999	9999	9999	9999	9999	9999	9999
16	9999	9999	9999	9999	9999	9999	9999	9999	9999	9999	9999	9999	9999	9999	9999	9999	9999	9999	9999	9999	9999	9999	9999	9999	9999
17	9999	9999	9999	9999	9999	9999	9999	9999	9999	9999	9999	9999	9999	9999	9999	9999	9999	9999	9999	9999	9999	9999	9999	9999	9999
18	9999	9999	9999	9999	9999	9999	9999	9999	9999	9999	9999	9999	9999	9999	9999	9999	9999	9999	9999	9999	9999	9999	9999	9999	9999
19	9999	9999	9999	9999	9999	9999	9999	9999	9999	9999	9999	9999	9999	9999	9999	9999	9999	9999	9999	9999	9999	9999	9999	9999	9999
20	9999	9999	9999	9999	9999	9999	9999	9999	9999	9999	9999	9999	9999	9999	9999	9999	9999	9999	9999	9999	9999	9999	9999	9999	9999
21	9999	9999	9999	9999	9999	9999	9999	9999	9999	9999	9999	9999	9999	9999	9999	9999	9999	9999	9999	9999	9999	9999	9999	9999	9999
22	9999	9999	9999	9999	9999	9999	9999	9999	9999	9999	9999	9999	9999	9999	9999	9999	9999	9999	9999	9999	9999	9999	9999	9999	9999
23	9999	9999	9999	9999	9999	9999	9999	9999	9999	9999	9999	9999	9999	9999	9999	9999	9999	9999	9999	9999	9999	9999	9999	9999	9999
24	9999	9999	9999	9999	9999	9999	9999	9999	9999	9999	9999	9999	9999	9999	9999	9999	9999	9999	9999	9999	9999	9999	9999	9999	9999
25	9999	9999	9999	9999	9999	9999	9999	9999	9999	9999	9999	9999	9999	9999	9999	9999	9999	9999	9999	9999	9999	9999	9999	9999	9999
26	9999	9999	9999	9999	9999	9999	9999	9999	9999	9999	9999	9999	9999	9999	9999	9999	9999	9999	9999	9999	9999	9999	9999	9999	9999
27	9999	9999	9999	9999	9999	9999	9999	9999	9999	9999	9999	9999	9999	9999	9999	9999	9999	9999	9999	9999	9999	9999	9999	9999	9999
28	9999	9999	9999	9999	9999	9999	9999	9999	9999	9999	9999	9999	9999	9999	9999	9999	9999	9999	9999	9999	9999	9999	9999	9999	9999
29	9999	9999	9999	9999	9999	9999	9999	9999	9999	9999	9999	9999	9999	9999	9999	9999	9999	9999	9999	9999	9999	9999	9999	9999	9999
30	9999	9999	9999	9999	9999	9999	9999	9999	9999	9999	9999	9999	9999	9999	9999	9999	9999	9999	9999	9999	9999	9999	9999	9999	9999

HOURLY MAX: 1ST 1.80 ON DAY 12 HOUR 7
2ND 1.74 ON DAY 4 HOUR 7

N.E. CORRIDOR HYDROCARBON STUDY
HOURLY AVERAGE REPORT
****

STATE	9	DISTRICT OF COLUMBIA
AREA	20	WASHINGTON D.C.
SITE	17	W5 (LIBRARY)
PARAMETER	42601	NITRIC OXIDE (NO)
UNITS	7	PARTS PER MILLION

YEAR 1980
MONTH JUNE

DAY	HOUR 00	01	02	03	04	05	06	07	08	09	10	11	12	13	14	15	16	17	18	19	20	21	22	23	DAILY AVG
1	9999	9999	9999	9999	9999	9999	9999	9999	9999	9999	9999	9999	9999	9999	9999	9999	9999	9999	9999	9999	9999	9999	9999	9999	9999
2	9999	9999	9999	9999	9999	9999	9999	9999	9999	9999	9999	9999	9999	9999	9999	9999	9999	9999	9999	9999	9999	9999	9999	9999	9999
3	9999	9999	9999	9999	9999	9999	9999	9999	9999	9999	9999	9999	9999	9999	9999	9999	9999	9999	9999	9999	9999	9999	9999	9999	9999
4	9999	9999	9999	9999	9999	9999	9999	9999	9999	9999	9999	9999	9999	9999	9999	9999	9999	9999	9999	9999	9999	9999	9999	9999	9999
5	9999	9999	9999	9999	9999	9999	9999	9999	9999	9999	9999	9999	9999	9999	9999	9999	9999	9999	9999	9999	9999	9999	9999	9999	9999
6	9999	9999	9999	9999	9999	9999	9999	9999	9999	9999	9999	9999	9999	9999	9999	9999	9999	.03	.01	.01	.02	.03	.01	.02	9999
7	.02	.01	.01	.00	.00	.00	.01	.02	9999	9999	.00	.00	.00	.00	.00	.00	.00	.00	.01	.02	.00	.01	.03	.03	.01
8	9999	9999	9999	9999	9999	9999	9999	9999	9999	9999	9999	9999	9999	9999	9999	9999	9999	9999	9999	9999	9999	9999	9999	9999	9999
9	9999	9999	9999	9999	9999	9999	9999	9999	9999	9999	9999	9999	9999	9999	9999	9999	9999	9999	9999	9999	.04	.04	.02	.01	9999
10	.00	.00	.00	.00	.00	.00	.00	.00	.00	.00	.00	.00	.00	.00	.00	.00	.00	.00	.00	.00	.02	.06	.06	.04	.01
11	.02	.01	.00	.00	.01	.01	.01	.02	.01	.01	.03	.08	.07	.06	.02	.00	.00	.00	.03	.04	.03	.01	.01	.01	.02
12	.01	.00	.01	.01	.00	.00	.00	.01	.01	.01	.00	.01	.04	.08	.08	.08	.07	.04	.10	.10	.07	.01	.00	.00	.03
13	.00	.00	.00	.00	.00	.00	.00	.00	.00	.00	.17	.20	.14	.07	.03	.01	.02	.10	.13	.13	.11	.03	.00	.00	.05
14	.00	.00	.00	.00	.01	.06	.16	.27	.21	.12	.14	.07	.07	.07	.12	.10	.01	.01	.01	.01	.01	.01	.01	.01	.06
15	.00	.00	.00	.01	.03	.12	.08	.02	.03	.00	.00	.00	.00	.00	.01	.01	.01	.00	.00	.00	.00	.00	.00	.00	.01
16	.00	.00	.00	.01	.04	.04	.13	.09	.03	.05	.02	.01	.01	.01	.01	.01	.03	.03	.01	.01	.01	.02	.01	.01	.02
17	.01	.01	.01	.01	.01	.00	.00	.00	.00	.00	.02	.03	.01	.01	.01	.01	.01	.01	.01	.00	.00	.00	.00	.01	.01
18	.01	.01	.01	.01	.01	.01	.02	.05	.01	.07	.08	.05	.05	.05	.05	.03	.04	.12	.18	.10	.06	.02	.02	.02	.04
19	.02	.02	.02	.01	.01	.01	.01	.01	.01	.02	.02	.02	.04	.13	.16	.07	.04	.02	.02	.02	.02	.02	.02	.01	.03
20	.01	.01	.01	.01	.01	.01	.01	.01	.02	.01	.01	.01	.01	.01	.01	.01	.02	.02	.01	.02	.00	.00	.01	.01	.01
21	.01	.01	.01	.00	.00	.00	.00	.00	.00	.00	.00	.00	.00	.00	.00	.00	.01	.09	.16	.20	.25	.16	.12	.13	.05
22	.08	.03	.02	.01	.00	.00	.00	.00	.00	.00	.00	.00	.00	.03	.07	.06	.05	.04	.03	.01	.00	.00	.01	.03	.02
23	.05	.05	.07	.03	.00	.00	.00	.00	.00	.00	.00	.00	.00	.00	.00	.00	.00	.00	.00	.00	.00	.01	.01	.04	.01
24	.09	.07	.03	.02	.08	.03	.02	.03	.01	.00	.01	.01	.01	.01	.01	.03	.07	.07	.08	.06	.04	.02	.00	.00	.03
25	.00	.01	.00	.00	.03	.07	.06	.02	.01	.01	.01	.01	.01	.00	.00	.00	.01	.01	.01	.01	.01	.01	.01	.00	.01
26	.00	.00	.00	.00	.00	.01	.01	.01	.01	.01	.01	.01	.01	.16	.13	.11	.07	.05	.07	.11	.11	.04	.03	.03	.04
27	.02	.02	.01	.00	.00	.00	.00	.00	.10	.11	.01	.06	.02	.01	.01	.01	.00	.00	.01	.01	.01	.00	.00	.00	.02
28	.00	.00	.00	.00	.04	.04	.02	.01	.00	.00	.00	.00	.00	.00	.00	.00	.00	.00	.00	.00	.00	.00	.00	.00	.00
29	.00	.00	.00	.00	.00	.00	.00	.00	.00	.00	.01	.01	.00	.00	.00	.00	.00	.00	.00	.00	.00	.00	.00	.00	.00
30	.00	.00	.01	.01	.01	.01	.01	.00	.00	.00	.01	.01	.01	.00	.00	.00	.00	.00	.00	.00	.00	.00	.00	.00	.00

HOURLY MAX: 1ST .27 ON DAY 14 HOUR 7
2ND .25 ON DAY 21 HOUR 20

N.E. CORRIDOR HYDROCARBON STUDY
HOURLY AVERAGE REPORT
****

STATE	9	DISTRICT OF COLUMBIA
AREA	20	WASHINGTON D.C.
SITE	17	W5 (LIBRARY)
PARAMETER	42602	NITROGEN DIOXIDE (NO2)
UNITS	7	PARTS PER MILLION

YEAR 1980
MONTH JUNE

DAY	HOUR 00	01	02	03	04	05	06	07	08	09	10	11	12	13	14	15	16	17	18	19	20	21	22	23	DAILY AVG
1	9999	9999	9999	9999	9999	9999	9999	9999	9999	9999	9999	9999	9999	9999	9999	9999	9999	9999	9999	9999	9999	9999	9999	9999	9999
2	9999	9999	9999	9999	9999	9999	9999	9999	9999	9999	9999	9999	9999	9999	9999	9999	9999	9999	9999	9999	9999	9999	9999	9999	9999
3	9999	9999	9999	9999	9999	9999	9999	9999	9999	9999	9999	9999	9999	9999	9999	9999	9999	9999	9999	9999	9999	9999	9999	9999	9999
4	9999	9999	9999	9999	9999	9999	9999	9999	9999	9999	9999	9999	9999	9999	9999	9999	9999	9999	9999	9999	9999	9999	9999	9999	9999
5	9999	9999	9999	9999	9999	9999	9999	9999	9999	9999	9999	9999	9999	9999	9999	9999	9999	9999	9999	9999	9999	9999	9999	9999	9999
6	9999	9999	9999	9999	9999	9999	9999	9999	9999	9999	9999	9999	9999	9999	9999	9999	9999	.06	.06	.06	.08	.05	.06	.06	9999
7	.02	.02	.01	.01	.02	.03	.03	9999	9999	9999	.04	.02	.03	.03	.03	.03	.03	.04	.05	.02	.05	.05	.05	.04	.03
8	9999	9999	9999	9999	9999	9999	9999	9999	9999	9999	9999	9999	9999	9999	9999	9999	9999	9999	9999	9999	9999	9999	9999	9999	9999
9	9999	9999	9999	9999	9999	9999	9999	9999	9999	9999	9999	9999	9999	9999	9999	9999	9999	9999	9999	9999	.00	.00	.00	.00	9999
10	.01	.01	.01	.01	.01	.03	.08	.09	.11	.09	.07	.06	.04	.03	.03	.04	.04	.04	.04	.07	.09	.04	.09	.08	.05
11	.08	.06	.04	.02	.02	.03	.06	.06	.04	.03	.01	.00	.00	.00	.00	.02	.03	.04	.01	.00	.02	.05	.07	.10	.03
12	.12	.11	.08	.07	.08	.09	.10	.13	.13	.07	.05	.03	.00	.00	.00	.00	.00	.00	.00	.00	.00	.21	.21	.24	.07
13	.19	.13	.08	.06	.05	.14	.20	.19	.15	.07	.00	.00	.00	.00	.03	.04	.03	.00	.00	.00	.02	.16	.26	.28	.09
14	.26	.19	.15	.15	.15	.10	.03	.00	.00	.00	.00	.00	.00	.00	.00	.00	.00	.01	.03	.07	.11	.16	.22	.10	.07
15	.11	.07	.06	.04	.02	.00	.00	.02	.01	.03	.03	.02	.03	.04	.04	.05	.07	.09	.10	.12	.16	.16	.12	.08	.06
16	.07	.02	.01	.00	.00	.00	.00	.00	.04	.01	.02	.02	.03	.03	.04	.05	.03	.02	.03	.02	.02	.01	.02	.02	.02
17	.02	.02	.01	.01	.01	.03	.06	.08	.07	.06	.03	.02	.03	.02	.02	.02	.02	.02	.05	.12	.11	.07	.13	.15	.05
18	.13	.12	.10	.08	.09	.13	.24	.11	.11	.03	.00	.02	.01	.01	.01	.02	.00	.00	.00	.00	.00	.02	.03	.03	.05
19	.03	.03	.04	.04	.06	.13	.22	.18	.16	.07	.05	.04	.01	.00	.00	.00	.01	.02	.02	.01	.01	.00	.01	.01	.05
20	.01	.03	.01	.01	.01	.04	.04	.02	.00	.01	.02	.02	.02	.02	.02	.02	.01	.01	.02	.02	.05	.06	.04	.04	.02
21	.03	.03	.02	.03	.02	.01	.01	.01	.01	.01	.01	.01	9999	9999	9999	9999	9999	9999	9999	9999	9999	9999	9999	9999	9999
22	9999	9999	9999	9999	9999	9999	9999	9999	9999	9999	9999	9999	.02	.00	.00	.00	.00	.00	.00	.04	.07	.09	.11	.07	9999
23	.00	.00	.00	9999	9999	9999	9999	9999	9999	9999	.09	.06	.05	.05	.05	.05	.05	.05	.05	.05	.05	.06	.05	.01	9999
24	.00	.00	.00	.00	.00	.00	.00	.00	.04	.08	.10	.14	.17	.15	.12	.07	.03	.02	.01	.03	.05	.07	.09	.09	.05
25	.09	.08	.10	.10	.05	.02	.04	9999	9999	.10	9999	9999	9999	9999	9999	9999	9999	9999	9999	9999	9999	9999	9999	9999	9999
26	9999	9999	9999	9999	9999	9999	9999	9999	9999	9999	9999	9999	.03	.00	.00	.00	.00	.00	.00	.00	.00	.08	.16	.17	9999
27	.13	.13	.11	.09	.10	.13	.17	.20	.00	.00	.03	.00	.02	.03	.02	.02	.04	.06	.05	.16	.22	.21	.15	.06	.09
28	.12	.08	.05	.05	.01	.01	.04	.04	.05	.06	.06	.05	.03	.04	.03	.04	.05	.06	.07	.06	.06	.08	.13	.12	.06
29	.12	.08	.06	.05	.06	.05	.04	.03	.02	.03	.00	.02	.03	.02	.03	.04	.04	.05	.06	.05	.04	.02	.02	.02	.04
30	.01	.01	.00	.02	.02	.02	.02	.02	.02	.02	.01	.01	.02	.03	.03	.02	.02	.02	.03	.03	.03	.02	.02	9999	.02

HOURLY MAX: 1ST .28 ON DAY 13 HOUR 23
2ND .26 ON DAY 13 HOUR 22

N.E. CORRIDOR HYDROCARBON STUDY
HOURLY AVERAGE REPORT
****

STATE	9	DISTRICT OF COLUMBIA
AREA	20	WASHINGTON D.C.
SITE	17	W5 (LIBRARY)
PARAMETER	42603	OXIDES OF NITROGEN (NOX)
UNITS	7	PARTS PER MILLION

YEAR 1980
MONTH JUNE

DAY	HOUR 00	01	02	03	04	05	06	07	08	09	10	11	12	13	14	15	16	17	18	19	20	21	22	23	DAILY AVG
1	9999	9999	9999	9999	9999	9999	9999	9999	9999	9999	9999	9999	9999	9999	9999	9999	9999	9999	9999	9999	9999	9999	9999	9999	9999
2	9999	9999	9999	9999	9999	9999	9999	9999	9999	9999	9999	9999	9999	9999	9999	9999	9999	9999	9999	9999	9999	9999	9999	9999	9999
3	9999	9999	9999	9999	9999	9999	9999	9999	9999	9999	9999	9999	9999	9999	9999	9999	9999	9999	9999	9999	9999	9999	9999	9999	9999
4	9999	9999	9999	9999	9999	9999	9999	9999	9999	9999	9999	9999	9999	9999	9999	9999	9999	9999	9999	9999	9999	9999	9999	9999	9999
5	9999	9999	9999	9999	9999	9999	9999	9999	9999	9999	9999	9999	9999	9999	9999	9999	9999	9999	9999	9999	9999	9999	9999	9999	9999
6	9999	9999	9999	9999	9999	9999	9999	9999	9999	9999	9999	9999	9999	9999	9999	9999	.09	.09	.07	.07	.10	.08	.07	.08	9999
7	.04	.03	.02	.01	.02	.03	.04	9999	9999	9999	.04	.02	.03	.03	.03	.03	.03	.04	.06	.04	.05	.06	.08	.07	.04
8	9999	9999	9999	9999	9999	9999	9999	9999	9999	9999	9999	9999	9999	9999	9999	9999	9999	9999	9999	9999	9999	9999	9999	9999	9999
9	9999	.01	.00	.00	.00	.02	.08	.07	.05	.04	.03	.02	.02	.03	.03	.04	.04	.04	.04	.04	.04	.04	.02	.01	.03
10	.01	.01	.01	.01	.01	.03	.08	.09	.11	.09	.07	.06	.04	.03	.03	.04	.04	.04	.04	.07	.11	.10	.15	.12	.06
11	.10	.07	.04	.02	.03	.04	.07	.08	.05	.04	.04	.08	.07	.06	.02	.02	.03	.04	.04	.04	.05	.06	.08	.11	.05
12	.13	.11	.09	.08	.08	.09	.10	.14	.14	.08	.05	.04	.04	.08	.08	.08	.07	.04	.10	.10	.07	.22	.21	.24	.10
13	.19	.13	.08	.06	.05	.14	.20	.19	.15	.07	.17	.20	.14	.07	.06	.05	.05	.10	.13	.13	.13	.19	.26	.28	.13
14	.26	.19	.15	.15	.16	.16	.19	.27	.21	.12	.14	.07	.07	.07	.12	.10	.01	.02	.04	.08	.12	.17	.23	.11	.13
15	.11	.07	.06	.05	.05	.12	.08	.04	.04	.03	.03	.02	.03	.04	.05	.06	.08	.09	.10	.12	.16	.16	.12	.08	.07
16	.07	.02	.01	.01	.04	.04	.13	.09	.07	.06	.04	.03	.04	.04	.05	.06	.06	.05	.04	.03	.03	.03	.03	.03	.05
17	.03	.03	.02	.02	.02	.03	.06	.08	.07	.06	.05	.05	.04	.03	.03	.03	.03	.03	.06	.12	.11	.07	.13	.16	.06
18	.14	.13	.11	.09	.10	.14	.26	.16	.12	.10	.08	.07	.06	.06	.06	.05	.04	.12	.18	.10	.06	.04	.05	.05	.10
19	.05	.05	.06	.05	.07	.14	.23	.19	.17	.09	.07	.06	.05	.13	.16	.07	.05	.04	.04	.03	.03	.02	.03	.02	.08
20	.02	.04	.02	.02	.02	.05	.05	.03	.02	.02	.03	.03	.03	.03	.03	.03	.03	.03	.03	.04	.05	.06	.05	.05	.03
21	.04	.04	.03	.03	.02	.01	.01	.01	.01	.01	.01	.01	9999	9999	9999	9999	9999	9999	9999	9999	9999	9999	9999	9999	9999
22	9999	9999	9999	9999	9999	9999	9999	9999	9999	9999	9999	9999	.02	.03	.07	.06	.05	.04	.03	.05	.07	.09	.12	.10	9999
23	.05	.05	.07	9999	9999	9999	9999	9999	9999	9999	.09	.06	.05	.05	.05	.05	.05	.05	.05	.05	.05	.07	.06	.05	9999
24	.09	.07	.03	.02	.08	.03	.02	.03	.05	.08	.11	.15	.18	.16	.13	.10	.10	.09	.09	.09	.09	.09	.09	.09	.09
25	.09	.09	.10	.10	.08	.09	.10	9999	9999	.11	9999	9999	9999	9999	9999	9999	9999	9999	9999	9999	9999	9999	9999	9999	9999
26	9999	9999	9999	9999	9999	9999	9999	9999	9999	9999	9999	9999	.04	.16	.13	.11	.07	.05	.07	.11	.11	.12	.19	.20	9999
27	.15	.15	.12	.09	.10	.13	.17	.20	.10	.11	.04	.06	.04	.04	.03	.03	.04	.06	.06	.17	.23	.21	.15	.06	.11
28	.12	.08	.05	.05	.05	.05	.06	.05	.05	.06	.06	.05	.03	.04	.03	.04	.05	.06	.07	.06	.06	.08	.13	.12	.06
29	.12	.08	.06	.05	.06	.05	.04	.03	.02	.03	.01	.03	.03	.02	.03	.04	.04	.05	.06	.05	.04	.02	.02	.02	.04
30	.01	.01	.01	.03	.03	.03	.03	.02	.02	.02	.02	.02	.03	.03	.03	.02	.02	.02	.03	.03	.03	.02	.02	9999	.02

HOURLY MAX: 1ST .28 ON DAY 13 HOUR 23
2ND .27 ON DAY 14 HOUR 7

N.E. CORRIDOR HYDROCARBON STUDY
HOURLY AVERAGE REPORT
****

STATE	9	DISTRICT OF COLUMBIA
AREA	20	WASHINGTON D.C.
SITE	17	W5 (LIBRARY)
PARAMETER	42601	NITRIC OXIDE (NO)
UNITS	7	PARTS PER MILLION

YEAR	1980
MONTH	JULY

	HOUR																								DAILY
DAY	00	01	02	03	04	05	06	07	08	09	10	11	12	13	14	15	16	17	18	19	20	21	22	23	AVG
1	9999	.00	.00	.00	.00	.00	.00	.00	.00	.00	.00	.00	.00	.00	.02	.05	.05	.02	.01	.00	.00	.00	.00	.00	.01
2	.00	.00	.01	.00	.01	.00	.00	.00	.00	.00	.02	.02	.00	.00	.00	.00	.00	.00	.00	.00	.00	.00	.01	.00	.00
3	.02	.02	.03	.01	.02	.03	.01	9999	9999	9999	9999	9999	.01	.00	.01	.01	.01	.01	.01	.01	.01	.01	.02	.05	.02
4	.03	.03	.01	.00	.00	.00	.00	.00	.00	.00	.00	.00	.00	.00	.00	.00	.00	.00	.00	.00	.00	.00	.00	.00	.00
5	.00	.00	.00	.00	.00	.02	.00	.07	.08	.00	.00	.01	.06	.08	.06	.01	.00	.01	.02	.04	.00	.01	.01	.00	.02
6	.00	.00	.00	.00	.00	.00	.00	.00	.00	.00	.00	.00	.00	.00	.00	.01	.02	.02	.00	.00	.05	.02	.01	.00	.01
7	.00	.00	.00	.00	.00	.00	9999	9999	.00	.00	.00	.00	.00	.00	.00	.00	.00	.00	.00	.00	.00	.00	.01	.02	.00
8	.06	.09	.06	.05	.02	.01	.00	.00	.00	.02	.08	.13	.16	.08	.02	.02	.03	.03	.01	.01	.01	.02	.02	.02	.04
9	.04	.03	.02	.01	.00	.00	.00	.00	.00	.01	.01	.01	.01	.01	.01	.00	.00	.01	.01	.01	.01	.02	.01	.00	.01
10	.00	.00	.00	.00	.01	.02	.02	.01	.01	.00	.00	.00	.00	.00	.00	.00	.00	.00	.00	.00	.05	.07	.07	.02	.01
11	.04	.02	.01	.00	.01	.01	.01	.02	.02	.01	.01	.01	.00	.01	.00	.00	.00	.01	.01	.01	.06	.09	.02	.02	.02
12	.05	.05	.03	.02	.01	.00	.00	.00	.00	.00	.00	.00	.00	.00	.01	.01	.01	.01	.01	.00	.01	.01	.01	.01	.01
13	.01	.01	.01	.01	.01	.01	.01	.01	.01	.01	.00	.00	.00	.00	.00	.00	.00	.00	.00	.03	.12	.07	.12	.09	.02
14	.07	.08	.07	.05	.04	.05	.05	.05	.01	.01	.01	.00	.00	.00	.00	.00	.01	.01	.01	.01	.01	.03	.00	.00	.02
15	.01	.01	.01	.01	.03	.05	.04	.03	.02	.01	.01	.01	.01	.00	.00	.00	.00	.00	.01	.01	.01	.01	.01	.01	.01
16	.01	.01	.01	.00	.01	.01	.04	.06	.04	.02	.01	.01	.00	.00	.00	.00	.01	.01	.01	.01	.01	.01	.01	.01	.01
17	.00	.00	.00	.00	.00	.01	.03	.03	.02	.01	.01	.01	.01	.01	.01	.01	.01	.03	.02	.01	.01	.01	.02	.02	.01
18	.02	.01	.01	.01	.01	.02	.03	.02	.02	.01	.01	.00	.00	.00	.00	.00	.00	.00	.00	.07	.16	.19	.22	.14	.04
19	.12	.13	.14	.15	.15	.14	.11	.07	.04	.01	.01	.01	.01	.01	.01	.01	.01	.01	.01	.01	.04	.03	.01	.01	.05
20	.01	.00	.00	.00	.00	.00	.00	.00	.00	.00	.00	.00	.00	.00	.00	.00	.00	.00	.00	.00	.00	.00	.00	.00	.00
21	.00	.00	.00	.00	.00	.02	.02	.03	.02	.01	.00	.00	.00	.00	.00	.00	.00	.00	.00	.00	.00	.00	.00	.00	.00
22	.00	.00	.00	.00	.00	.01	.03	.04	.04	.01	.00	.00	.00	.01	.02	.06	.01	.02	.02	.02	.02	.02	.02	.02	.02
23	.02	.02	.02	.01	.01	.02	.04	.04	.04	.04	.03	.03	.02	.02	.02	.02	.03	.03	.03	.03	.04	.03	.02	.01	.03
24	.01	.01	.01	.01	.01	.03	.05	.05	.04	9999	9999	9999	.01	.01	.01	.01	.01	.01	.01	.03	.07	.12	.16	.19	.04
25	.15	.10	.08	.03	.02	.05	.07	.11	.07	.05	.02	.01	.01	.01	.01	.01	.01	.02	.00	.00	.03	.04	.02	.01	.04
26	.00	.00	.00	.00	.01	.01	.02	.01	.01	.01	.01	.01	.01	.00	.00	.00	.00	.01	.01	.01	.01	.01	.01	.00	.01
27	.00	.00	.00	.00	.00	.00	.00	.00	.00	.00	.00	.00	.00	.00	.00	.00	.00	.00	.00	.00	.00	.00	.00	.00	.00
28	.00	.00	.00	.00	.00	.01	.04	.05	.02	.01	.01	.01	.01	.01	.01	.02	.02	.01	.01	.01	.01	.01	.01	.01	.01
29	.01	.01	.01	.01	.01	.02	.04	.04	.02	.01	.01	.01	.01	.01	.01	9999	.00	.00	.01	.01	.01	.03	.02	.01	.01
30	.01	.01	.01	.01	.01	.01	.02	.02	.03	.01	.01	.01	.01	.00	.00	.00	.00	.00	.01	.08	.11	.12	.15	.16	.03
31	.10	.08	.03	.00	.00	.00	.00	.00	.00	.00	.00	.00	.00	.00	.00	.00	.00	.00	.00	.00	.00	.00	.00	.00	.01

HOURLY MAX: 1ST .22 ON DAY 18 HOUR 22
2ND .19 ON DAY 18 HOUR 21

N.E. CORRIDOR HYDROCARBON STUDY
HOURLY AVERAGE REPORT
****

STATE	9	DISTRICT OF COLUMBIA
AREA	20	WASHINGTON D.C.
SITE	17	W5 (LIBRARY)
PARAMETER	42602	NITROGEN DIOXIDE (NO2)
UNITS	7	PARTS PER MILLION

YEAR 1980
MONTH JULY

DAY	HOUR 00	01	02	03	04	05	06	07	08	09	10	11	12	13	14	15	16	17	18	19	20	21	22	23	DAILY AVG
1	9999	9999	9999	9999	.01	.01	.01	.02	.05	.05	.06	.04	.04	.04	.01	.00	.00	.02	.03	.06	.04	.05	.06	.05	.03
2	.04	.06	.03	.03	.01	.02	.02	.04	.09	.10	.06	.05	.04	.05	.04	.04	.05	.05	.07	9999	9999	.08	.07	.11	.05
3	.06	.02	.00	.02	9999	9999	9999	9999	9999	9999	9999	9999	.06	.06	.07	.03	.04	.05	.05	.06	.09	.08	.06	.00	9999
4	.00	.00	.00	.01	.01	.01	.01	.02	.01	.02	.01	.01	.02	.01	.01	.01	.01	.01	.02	.10	.10	.21	.08	.05	.03
5	.12	.16	.10	.03	.08	.09	.11	.02	.00	.04	.02	.01	.00	.00	9999	9999	9999	9999	9999	.00	.04	.05	.05	.03	.05
6	.06	.07	.04	.02	.00	.00	.01	.00	9999	.00	.00	.00	.00	.00	.00	.00	.00	.00	.01	.03	.01	.07	.12	.09	.02
7	.08	.04	.03	.02	.05	.12	9999	9999	.06	.04	.06	.04	.03	.02	.02	.04	.04	.03	.04	.07	.12	.07	.05	.01	.05
8	.00	.00	.00	.00	.00	.03	.09	.10	.11	.08	.00	.00	.00	.00	.03	.04	.05	.03	.05	.04	.05	.04	.06	.05	.04
9	.00	.00	.00	.00	.01	.03	.04	.04	.05	9999	9999	9999	9999	9999	9999	.06	.04	.04	.03	.04	.06	.05	.03	.03	.03
10	.03	.02	.02	.02	.01	.02	.02	.04	.04	.04	.04	.02	.02	.02	.03	.03	.03	.03	.03	.04	.08	.03	.02	.08	.03
11	.06	.04	.02	.02	.03	.04	.05	.04	.06	.04	.03	.02	.03	.01	.03	.03	.04	.05	.08	.14	.11	.01	.06	.09	.05
12	.07	.07	.05	.03	.02	.02	.03	.03	.02	.02	.02	.02	.02	9999	9999	9999	9999	.00	.02	.02	.02	.01	.01	.02	.03
13	.03	.04	.02	.02	.01	.02	.02	.01	.01	.01	.01	.01	.01	.01	.01	.01	.01	.01	.01	.04	.06	.08	.08	.09	.03
14	.06	.04	.04	.03	.03	.04	.04	.07	.06	.07	.08	.05	.04	.03	.05	.06	.05	.04	.04	.06	.06	.08	.10	.04	.05
15	.02	.02	.01	.02	.00	.02	.07	.08	.05	.05	.04	.03	.04	.04	.04	.04	.05	.05	.04	.05	.05	.04	.04	.03	.04
16	.02	.01	.01	.02	.01	.04	.04	.06	.09	.08	.06	.03	.03	.03	.03	.04	.04	.04	.03	.03	.05	.05	.05	.04	.04
17	.04	.04	.03	.03	.03	.04	.06	.06	.05	.06	.06	.05	.03	.02	.02	.03	.04	.06	.06	.05	.05	.05	.06	.04	.04
18	.02	.01	.01	.01	.01	.01	.03	.05	.06	.06	.03	.04	.03	.03	.02	.03	.03	.02	.02	.05	.06	.04	.05	.09	.03
19	.04	.05	.05	.02	.02	.04	.07	.09	.07	.04	.03	.02	.03	.02	.03	.02	.02	.02	.03	.05	.06	.05	.05	.05	.04
20	.03	.04	.03	.03	.03	.03	.03	.02	.03	.02	.02	.02	.03	.03	.03	.02	.02	.03	.03	.03	.05	.06	.05	.03	.03
21	.02	.03	.02	.02	.02	.04	.04	.06	.06	.06	.05	.02	.03	.03	.04	.04	.05	.03	.03	.03	.04	.05	.04	.04	.04
22	.04	.04	.02	.02	.03	.03	.03	.05	.06	.06	.05	.04	.03	.03	.04	.03	.05	.06	.04	.03	.05	.06	.03	.03	.04
23	.02	.02	.01	.01	.02	.03	.03	.04	.03	.02	.03	.02	.03	.03	.03	.03	.04	.05	.03	.04	.03	.04	.03	.03	.03
24	.02	.01	.00	.01	.01	.01	.03	.05	.06	9999	9999	9999	.03	.03	.03	.02	.03	.03	.03	.05	.06	.06	.05	.03	.03
25	.06	.06	.05	.04	.03	.04	.05	.05	.06	.07	.06	.05	.05	.03	.03	.04	.04	.02	.07	.07	.05	.05	.07	.07	.05
26	.07	.05	.05	.04	.02	.03	.03	.03	.02	.02	.01	.02	.02	.03	.02	.03	.04	.03	.03	.03	.04	.04	.05	.04	.03
27	.03	.02	.02	.02	.02	.02	.02	.03	.02	.03	.03	.02	.03	.02	.02	.02	.02	.03	.03	.03	.03	.03	.04	.03	.03
28	.02	.02	.01	.01	.02	.03	.02	.03	.04	.03	.04	.03	.03	.04	.04	.05	.04	.04	.03	.03	.03	.03	.03	.03	.03
29	.03	.03	.02	.02	.02	.02	.02	.03	.04	.03	.03	.03	.03	.02	.02	9999	.03	.03	.02	.05	.07	.08	.06	.04	.03
30	.01	.01	.01	.01	.01	.02	.04	.05	.03	.03	.03	.02	.03	.04	.04	.04	.04	.06	.07	.08	.08	.08	.07	.06	.04
31	.07	.05	.06	9999	9999	9999	9999	9999	9999	9999	9999	9999	9999	9999	9999	9999	9999	9999	9999	9999	9999	.05	.05	.04	9999

HOURLY MAX: 1ST .21 ON DAY 4 HOUR 21
2ND .16 ON DAY 5 HOUR 1

N.E. CORRIDOR HYDROCARBON STUDY
HOURLY AVERAGE REPORT
****

STATE	9	DISTRICT OF COLUMBIA
AREA	20	WASHINGTON D.C.
SITE	17	W5 (LIBRARY)
PARAMETER	42603	OXIDES OF NITROGEN (NOX)
UNITS	7	PARTS PER MILLION

YEAR 1980
MONTH JULY

	HOUR																								DAILY
DAY	00	01	02	03	04	05	06	07	08	09	10	11	12	13	14	15	16	17	18	19	20	21	22	23	AVG
1	9999	9999	9999	9999	.01	.01	.01	.02	.05	.05	.06	.04	.04	.04	.03	.05	.05	.04	.04	.06	.04	.05	.06	.05	.04
2	.04	.06	.04	.03	.02	.02	.02	.04	.09	.10	.08	.07	.04	.05	.04	.04	.05	.05	.07	9999	9999	.08	.08	.11	.06
3	.08	.04	.03	.03	9999	9999	9999	9999	9999	9999	9999	9999	.07	.06	.08	.04	.05	.06	.06	.07	.10	.09	.08	.05	9999
4	.03	.03	.01	.01	.01	.01	.01	.02	.01	.02	.01	.01	.02	.01	.01	.01	.01	.01	.02	.10	.10	.21	.08	.05	.03
5	.12	.16	.10	.03	.08	.11	.11	.09	.08	.04	.02	.02	.06	.08	9999	9999	9999	9999	9999	.04	.04	.06	.06	.03	.07
6	.06	.07	.04	.02	.00	.00	.01	.00	9999	.00	.00	.00	.00	.00	.00	.01	.02	.02	.01	.03	.06	.09	.13	.09	.03
7	.08	.04	.03	.02	.05	.12	.18	.12	.06	.04	.06	.04	.03	.02	.02	.04	.04	.03	.04	.07	.12	.07	.06	.03	.06
8	.06	.09	.06	.05	.02	.04	.09	.10	.11	.10	.08	.13	.16	.08	.05	.06	.08	.06	.06	.05	.06	.06	.08	.07	.07
9	.04	.03	.02	.01	.01	.03	.04	.04	.05	9999	9999	9999	9999	9999	9999	.06	.04	.05	.04	.05	.07	.07	.04	.03	.04
10	.03	.02	.02	.02	.02	.04	.04	.05	.05	.04	.04	.02	.02	.02	.03	.03	.03	.03	.03	.04	.13	.10	.09	.10	.04
11	.10	.06	.03	.02	.04	.05	.06	.06	.08	.05	.04	.03	.03	.02	.03	.03	.04	.06	.09	.15	.17	.10	.08	.11	.06
12	.12	.12	.08	.05	.03	.02	.03	.03	.02	.02	.02	.02	.02	9999	9999	9999	9999	.01	.03	.02	.03	.02	.02	.03	.04
13	.04	.05	.03	.03	.02	.03	.03	.02	.02	.02	.01	.01	.01	.01	.01	.01	.01	.01	.01	.07	.18	.15	.20	.18	.05
14	.13	.12	.11	.08	.07	.09	.09	.12	.07	.08	.09	.05	.04	.03	.05	.06	.06	.05	.05	.07	.07	.11	.10	.04	.08
15	.03	.03	.02	.03	.03	.07	.11	.11	.07	.06	.05	.04	.05	.04	.04	.04	.05	.05	.05	.06	.06	.05	.05	.04	.05
16	.03	.02	.02	.02	.02	.05	.08	.12	.13	.10	.07	.04	.03	.03	.03	.04	.05	.05	.04	.04	.06	.06	.06	.05	.05
17	.04	.04	.03	.03	.03	.05	.09	.09	.07	.07	.07	.06	.04	.03	.03	.04	.05	.09	.08	.06	.06	.06	.08	.06	.06
18	.04	.02	.02	.02	.02	.03	.06	.07	.08	.07	.04	.04	.03	.03	.02	.03	.03	.02	.02	.12	.22	.23	.27	.23	.07
19	.16	.18	.19	.17	.17	.18	.18	.16	.11	.05	.04	.03	.04	.03	.04	.03	.03	.03	.04	.06	.10	.08	.06	.06	.09
20	.04	.04	.03	.03	.03	.03	.03	.02	.03	.02	.02	.02	.03	.03	.03	.02	.02	.03	.03	.03	.05	.06	.05	.03	.03
21	.02	.03	.02	.02	.02	.06	.06	.09	.08	.07	.05	.02	.03	.03	.04	.04	.05	.03	.03	.03	.04	.05	.04	.04	.04
22	.04	.04	.02	.02	.03	.04	.06	.09	.10	.07	.05	.04	.03	.04	.06	.09	.06	.08	.06	.05	.07	.08	.05	.05	.05
23	.04	.04	.03	.02	.03	.05	.07	.08	.07	.06	.06	.05	.05	.05	.05	.05	.07	.08	.06	.07	.07	.07	.05	.04	.05
24	.03	.02	.01	.02	.02	.04	.08	.10	.10	9999	9999	9999	.04	.04	.04	.03	.04	.04	.04	.08	.13	.18	.21	.22	.07
25	.21	.16	.13	.07	.05	.09	.12	.16	.13	.12	.08	.06	.06	.04	.04	.05	.05	.04	.07	.07	.08	.09	.09	.08	.09
26	.07	.05	.05	.04	.03	.04	.05	.04	.03	.03	.02	.03	.03	.03	.02	.03	.04	.04	.04	.04	.05	.05	.06	.04	.04
27	.03	.02	.02	.02	.02	.02	.02	.03	.02	.03	.03	.02	.03	.02	.02	.02	.02	.03	.03	.03	.03	.03	.04	.03	.03
28	.02	.02	.01	.01	.02	.04	.06	.08	.06	.04	.05	.04	.04	.05	.05	.07	.06	.05	.04	.04	.04	.04	.04	.04	.04
29	.04	.04	.03	.03	.03	.04	.06	.07	.06	.04	.04	.04	.04	.03	.03	.03	.03	.03	.03	.06	.08	.11	.08	.05	.05
30	.02	.02	.02	.02	.02	.03	.06	.07	.06	.04	.04	.03	.04	.04	.04	.04	.04	.06	.08	.16	.19	.20	.22	.22	.07
31	.17	.13	.09	9999	9999	9999	9999	9999	9999	9999	9999	9999	9999	9999	9999	9999	9999	9999	9999	9999	9999	.05	.05	.04	9999

HOURLY MAX: 1ST .27 ON DAY 18 HOUR 22
2ND .23 ON DAY 18 HOUR 21

N.E. CORRIDOR HYDROCARBON STUDY
HOURLY AVERAGE REPORT
****

STATE	9	DISTRICT OF COLUMBIA
AREA	20	WASHINGTON D.C.
SITE	17	W5 (LIBRARY)
PARAMETER	42601	NITRIC OXIDE (NO)
UNITS	7	PARTS PER MILLION

YEAR 1980
MONTH AUGUST

DAY	00	01	02	03	04	05	06	07	08	09	10	11	12	13	14	15	16	17	18	19	20	21	22	23	DAILY AVG
													HOUR												
1	.01	.01	.01	.01	.01	.03	.08	.07	.03	.02	.01	.00	.01	.01	.01	.01	.02	.01	.01	.01	.02	.05	.03	.08	.02
2	.01	.04	.05	.02	.01	.03	.02	.01	.03	.02	.03	.00	.00	.00	.00	.00	.00	.00	.00	.00	.01	.01	.01	.01	.01
3	.01	.01	.01	.01	.01	.01	.01	.01	.01	.01	.01	.01	.01	.01	.01	.01	.01	.01	.00	.01	.01	.04	.02	.01	.01
4	.01	.01	.01	.01	.01	.03	.06	.05	.03	.02	.01	.01	.01	.01	.01	.01	.02	.02	.02	.01	.01	.01	.01	.01	.02
5	.01	.01	.02	.03	.01	.05	.08	.06	.04	.02	.02	.01	.01	.01	.01	.00	.01	.01	.07	.04	.08	.09	.05	.04	.03
6	.03	.07	.04	.05	.04	.03	.01	.01	.02	.02	.04	.08	.10	.04	.03	.02	.01	.00	.00	.00	.00	.00	.00	.01	.03
7	.08	.10	.08	.07	.05	.06	.06	.04	.01	.01	.02	.00	.00	.01	.01	.01	.03	.06	.02	.02	.03	.02	.01	.00	.03
8	.14	.14	.13	.04	.01	.00	.01	.02	.01	.02	.01	.00	.00	.00	.00	.00	.01	.00	.01	.02	.03	.08	.04	.03	.03
9	.01	.01	.01	.01	.02	.02	.03	.03	.01	.00	.00	.00	.00	.01	.01	.01	.00	.00	.00	.01	.01	.01	.01	.01	.01
10	.01	.01	.01	.01	.01	.01	.00	.01	.01	.01	.01	.01	.01	.01	.01	.01	.01	.00	.01	.01	.01	.01	.01	.01	.01
11	.01	.02	.02	.02	.00	.02	.05	.11	.05	.01	.01	.01	.01	.01	.01	.00	.00	.00	.01	.00	.01	.01	.03	.02	.02
12	.02	.02	.01	.01	.01	.05	.10	.06	.06	.04	.03	.02	.02	.01	.01	.01	.01	.01	.01	.01	.02	.01	.02	.01	.02
13	.01	.01	.01	.01	.01	.02	.02	.02	.02	.02	.01	.01	9999	9999	9999	9999	9999	.00	.00	.01	.04	.12	.11	.09	.03
14	.08	.07	.02	.00	.01	.03	.10	.08	.02	.01	.01	.01	.01	.01	.01	.01	.01	.01	.01	.01	.03	.08	.11	.05	.03
15	.02	.04	.01	.01	.01	.02	.06	.23	.11	9999	9999	.02	.04	.03	.03	.01	.01	.01	.01	.01	.00	.01	.01	.01	.03
16	.01	.01	.01	.01	.01	.01	.01	.01	.01	.01	.00	.00	.00	9999	.01	.00	.00	.00	.01	.01	.01	.02	.02	.01	.01
17	.01	.01	.03	.04	.03	.04	.02	.02	.02	.01	.01	.01	.01	9999	.01	.01	.01	.02	.03	.03	.02	.04	.06	.04	.02
18	.01	.01	.01	.01	.01	.03	.07	.07	.07	.04	.03	.02	.02	.02	9999	.03	.02	.03	.02	.02	.02	.01	.02	.01	.03
19	.02	.01	.01	.02	.02	.04	.05	.09	.08	.05	.05	.06	.03	.04	.02	.01	.02	.02	.02	.04	.06	.06	.06	.10	.04
20	.06	.00	.00	.00	.00	.01	.02	.03	.01	.01	.01	.01	.01	.01	.01	9999	.01	.01	.03	.01	.06	.06	.01	.01	.02
21	.01	.01	.01	.01	.01	.01	.02	.04	.03	.04	.03	.02	9999	.01	.01	.01	.01	.01	.03	.05	.11	.15	.15	.12	.04
22	.07	.03	.04	.05	.03	.07	.10	.06	.04	.03	.03	.02	9999	9999	.01	.02	.01	.01	.01	.03	.06	.06	.05	.04	.04
23	.05	.06	.09	.11	.08	.08	.07	.07	.03	.01	.01	.00	9999	9999	.00	.00	.00	.00	.00	.00	.01	.02	.04	.03	.03
24	.06	.10	.08	.05	.03	.02	.02	.01	.01	.01	.00	.00	9999	9999	.01	.00	.00	.00	.01	.04	.09	.14	.15	.17	.05
25	.08	.07	.05	.05	.05	.10	.17	.19	.07	.02	.01	.00	.01	.01	.01	9999	.00	.00	.01	.07	.21	.21	.04	.01	.06
26	.01	.01	.01	.01	.01	.05	.21	.23	.12	.06	.03	.01	9999	.00	.01	.00	.01	.01	.09	.16	.21	.22	.14	.15	.08
27	.12	.10	.06	.06	.08	.19	.28	.17	.12	.02	.01	9999	9999	.01	.00	.00	.01	.00	.03	.10	.22	.18	.20	.17	.10
28	.14	.11	.05	.04	.09	.16	.20	.23	.15	.06	.01	.01	9999	.00	.00	.00	.00	.01	.06	.14	.12	.22	.25	.18	.10
29	.16	.16	.14	.12	.13	.21	.25	.09	.05	.01	.01	.01	9999	9999	.00	.00	.01	.00	.01	.01	.01	.01	.01	.01	.06
30	.01	.01	.01	.01	.01	.02	.02	.02	.01	.01	.01	.00	9999	9999	.01	.01	.01	.01	.01	.01	.01	.02	.02	.02	.01
31	.01	.01	.01	.01	.01	.01	.01	.01	.01	.01	.01	.01	9999	9999	.00	.01	.01	.01	.01	.05	.13	.12	.02	.02	.02

HOURLY MAX: 1ST .28 ON DAY 27 HOUR 6
2ND .25 ON DAY 28 HOUR 22

N.E. CORRIDOR HYDROCARBON STUDY
HOURLY AVERAGE REPORT
****

STATE	9	DISTRICT OF COLUMBIA
AREA	20	WASHINGTON D.C.
SITE	17	W5 (LIBRARY)
PARAMETER	42602	NITROGEN DIOXIDE (NO2)
UNITS	7	PARTS PER MILLION

YEAR 1980
MONTH AUGUST

	HOUR																								DAILY
DAY	00	01	02	03	04	05	06	07	08	09	10	11	12	13	14	15	16	17	18	19	20	21	22	23	AVG
1	.02	.02	.02	.01	.01	.04	.05	.08	.08	.06	.03	.02	.02	.02	.02	.04	.03	.03	.03	.04	.05	.06	.06	.06	.04
2	.05	.05	.04	.03	.05	.03	.04	.05	.06	.05	.07	.04	.02	.03	.02	.02	.02	.05	.04	.05	.05	.06	.05	.04	.04
3	.03	.03	.03	.02	.00	.01	.02	.01	.02	.02	.02	.00	.00	.01	.01	.01	.00	.01	.03	.02	.05	.05	.05	.04	.02
4	.03	.02	.02	.02	.02	.01	.04	.05	.04	.03	.03	.02	.02	.02	.03	.05	.03	.08	.06	.04	.05	.04	9999	9999	.03
5	9999	9999	9999	9999	9999	9999	9999	9999	9999	9999	9999	9999	9999	.05	.04	.06	.05	.06	.10	.05	.10	.05	.06	.04	9999
6	.08	.03	.07	.05	.04	.03	.03	.05	.03	.05	.07	.08	.00	.04	.00	.01	.02	.03	.03	.04	.04	.05	.11	.15	.05
7	.07	.03	.02	.04	.01	.00	.00	.00	.04	.09	.02	.05	.08	.06	.07	.06	.01	.00	.02	.02	.04	.10	.22	.22	.05
8	.09	.09	.09	.10	.07	.06	.06	.05	.07	.04	.07	.14	.14	.14	.10	.04	.03	.05	.06	.06	.08	.07	.08	.05	.08
9	.01	.02	.01	.01	.00	.01	.02	.03	.05	.02	.01	.01	.01	.01	.01	.01	.02	.02	.04	.04	.04	.03	.04	.04	.02
10	.03	.03	.03	.02	.01	.02	.03	.03	.02	.02	.02	.02	.02	.04	.03	.03	.03	.04	.04	.04	.04	.03	.02	.03	.03
11	.03	.02	.00	.01	.03	.03	.04	.07	.07	.06	.05	.03	.03	.03	.03	.05	.05	.05	.05	.03	.04	.04	.04	.04	.04
12	.03	.04	.01	.01	.03	.05	.04	.05	.06	.06	.04	.03	.02	.03	.02	.01	.02	.01	.01	.03	.02	.04	.01	.02	.03
13	.01	.01	.01	.01	.01	.01	.04	.04	.04	.04	.04	.03	9999	9999	9999	9999	9999	9999	9999	9999	9999	9999	9999	9999	9999
14	9999	9999	9999	9999	9999	9999	9999	9999	9999	9999	.04	.03	.03	.03	.03	.03	.03	.04	.05	.07	.08	.07	.08	.07	9999
15	.07	.06	.06	.05	.04	.05	.06	.03	.05	9999	9999	.05	.08	.05	.05	.05	.06	.08	.03	.04	.03	.02	.02	.02	.05
16	.02	.01	.01	.01	.00	.00	.01	.01	.01	.01	.02	.02	.02	9999	.01	.02	.01	.02	.01	.02	.03	.02	.02	.03	.01
17	.02	.02	.02	.02	.02	.02	.02	.02	.01	.02	.02	.02	.02	9999	.03	.02	.03	.02	.03	.02	.02	.03	.04	.04	.02
18	.03	.02	.02	.01	.01	.03	.03	.04	.04	.04	.04	.03	.04	.04	9999	.05	.06	.05	.04	.03	.03	.04	.03	.03	.03
19	.03	.03	.03	.04	.04	.03	.05	.06	.04	.03	.05	.03	.03	.03	.03	.04	.03	.04	.04	.06	.06	.05	.04	.05	.04
20	.05	.03	.02	.02	.02	.02	.04	.05	.05	.03	.03	.03	.02	.03	.04	9999	.05	.06	.06	.05	.06	.07	.02	.01	.04
21	.01	.00	.00	.00	.01	.02	.03	.03	.03	.02	.03	.04	9999	.05	.04	.03	.04	.04	.05	.06	.06	.06	.05	.05	.03
22	.04	.05	.05	.04	.03	.03	.04	.04	.03	.03	.03	.04	9999	9999	.04	.04	.05	.05	.05	.05	.05	.05	.05	.05	.04
23	.03	.03	.03	.04	.04	.04	.03	.04	.04	.03	.03	.03	9999	9999	.03	.03	.03	.03	.04	.04	.05	.06	.05	.04	.04
24	.05	.03	.04	.02	.03	.02	.02	.02	.02	.02	.03	.03	9999	9999	.01	.02	.02	.05	.05	.09	.07	.07	.07	.06	.04
25	.05	.04	.04	.03	.04	.03	.03	.06	.08	.06	.04	.04	.03	.02	.03	9999	.04	.04	.06	.08	.08	.09	.08	.05	.05
26	.03	.02	.01	.01	.02	.04	.02	.05	.08	.06	.04	.03	9999	.04	.02	.03	.03	.03	.04	.11	.06	.08	.08	.07	.04
27	.06	.07	.05	.05	.04	.01	.04	.08	.09	.05	.03	9999	9999	.02	.02	.03	.02	.04	.06	.07	.07	.08	.07	.06	.05
28	.06	.09	.07	.06	.04	.03	.06	.06	.10	.08	.03	.04	9999	.03	.03	.03	.04	.03	.08	.12	.11	.09	.09	.08	.06
29	.07	.07	.05	.05	.04	.03	.06	.10	.11	.09	.07	.05	9999	9999	.05	.05	.05	.06	.05	.06	.04	.05	.04	.04	.06
30	.03	.04	.03	.03	.02	.02	.02	.03	.04	.04	.04	.04	9999	9999	.02	.03	.03	.02	.04	.03	.03	.03	.03	.03	.03
31	.03	.02	.02	.02	.02	.01	.02	.01	.02	.02	.02	.02	9999	9999	.02	.02	.03	.04	.04	.04	.06	.07	.06	.03	.03

HOURLY MAX: 1ST .22 ON DAY 7 HOUR 22
2ND .22 ON DAY 7 HOUR 23

N.E. CORRIDOR HYDROCARBON STUDY
HOURLY AVERAGE REPORT
****

STATE	9	DISTRICT OF COLUMBIA
AREA	20	WASHINGTON D.C.
SITE	17	W5 (LIBRARY)
PARAMETER	42603	OXIDES OF NITROGEN (NOX)
UNITS	7	PARTS PER MILLION

YEAR 1980
MONTH AUGUST

DAY	HOUR 00	01	02	03	04	05	06	07	08	09	10	11	12	13	14	15	16	17	18	19	20	21	22	23	DAILY AVG
1	.03	.03	.03	.02	.02	.07	.13	.15	.11	.08	.04	.02	.03	.03	.03	.05	.05	.04	.04	.05	.07	.11	.09	.14	.06
2	.06	.09	.09	.05	.06	.06	.06	.06	.09	.07	.10	.04	.02	.03	.02	.02	.02	.05	.04	.05	.06	.07	.06	.05	.05
3	.04	.04	.04	.03	.01	.02	.03	.02	.03	.03	.03	.01	.01	.02	.02	.02	.01	.02	.03	.03	.06	.09	.07	.05	.03
4	.04	.03	.03	.03	.03	.04	.10	.10	.07	.05	.04	.03	.03	.03	.04	.06	.05	.10	.08	.05	.06	.05	9999	9999	.05
5	9999	9999	9999	9999	9999	9999	9999	9999	9999	9999	9999	9999	9999	.06	.05	.06	.06	.07	.17	.09	.18	.14	.11	.08	9999
6	.11	.10	.11	.10	.08	.06	.04	.06	.05	.07	.11	.16	.10	.08	.03	.03	.03	.03	.03	.04	.04	.05	.11	.16	.07
7	.15	.13	.10	.11	.06	.06	.06	.04	.05	.10	.04	.05	.08	.07	.08	.07	.04	.06	.04	.04	.07	.12	.23	.22	.09
8	.23	.23	.22	.14	.08	.06	.07	.07	.08	.06	.08	.14	.14	.14	.10	.04	.04	.05	.07	.08	.11	.15	.12	.08	.11
9	.02	.03	.02	.02	.02	.03	.05	.06	.06	.02	.01	.01	.01	.02	.02	.02	.02	.02	.04	.05	.05	.04	.05	.05	.03
10	.04	.04	.04	.03	.02	.03	.03	.04	.03	.03	.03	.03	.03	.05	.04	.04	.04	.04	.05	.05	.05	.04	.03	.04	.04
11	.04	.04	.02	.03	.03	.05	.09	.18	.12	.07	.06	.04	.04	.04	.04	.05	.05	.05	.06	.03	.05	.05	.07	.06	.06
12	.05	.06	.02	.02	.04	.10	.14	.11	.12	.10	.07	.05	.04	.04	.03	.02	.03	.02	.02	.04	.04	.05	.03	.03	.05
13	.02	.02	.02	.02	.02	.03	.06	.06	.06	.06	.05	.04	.06	9999	9999	9999	9999	9999	9999	9999	9999	9999	9999	9999	9999
14	9999	9999	9999	9999	9999	9999	9999	9999	9999	9999	.05	.04	.04	.04	.04	.04	.04	.05	.06	.08	.11	.15	.19	.12	9999
15	.09	.10	.07	.06	.05	.07	.12	.26	.16	.07	.04	.07	.12	.08	.08	.06	.07	.09	.04	.05	.03	.03	.03	.03	.08
16	.03	.02	.02	.02	.01	.01	.02	.02	.02	.02	.02	.02	.02	.02	.02	.02	.01	.02	.02	.03	.04	.04	.04	.04	.02
17	.03	.03	.05	.06	.05	.06	.04	.04	.03	.03	.03	.03	.03	.03	.04	.03	.04	.04	.06	.05	.04	.07	.10	.08	.05
18	.04	.03	.03	.02	.02	.06	.10	.11	.11	.08	.07	.05	.06	.06	.08	.08	.08	.08	.06	.05	.05	.05	.05	.04	.06
19	.05	.04	.04	.06	.06	.07	.10	.15	.12	.08	.10	.09	.06	.07	.05	.05	.05	.06	.06	.10	.12	.11	.10	.15	.08
20	.11	.03	.02	.02	.02	.03	.06	.08	.06	.04	.04	.04	.03	.04	.05	.05	.06	.07	.09	.06	.12	.13	.03	.02	.05
21	.02	.01	.01	.01	.02	.03	.05	.07	.06	.06	.06	.06	.07	.06	.05	.04	.05	.05	.08	.11	.17	.21	.20	.17	.07
22	.11	.08	.09	.09	.06	.10	.14	.10	.07	.06	.06	.06	.07	.05	.05	.06	.06	.06	.06	.08	.11	.11	.10	.09	.08
23	.08	.09	.12	.15	.12	.12	.10	.11	.07	.04	.04	.03	.02	.03	.03	.03	.03	.03	.04	.04	.06	.08	.09	.07	.07
24	.11	.13	.12	.07	.06	.04	.04	.03	.03	.03	.03	.03	.02	.02	.02	.02	.02	.05	.06	.13	.16	.21	.22	.23	.08
25	.13	.11	.09	.08	.09	.13	.20	.25	.15	.08	.05	.04	.04	.03	.04	.04	.04	.04	.07	.15	.29	.30	.12	.06	.11
26	.04	.03	.02	.02	.03	.09	.23	.28	.20	.12	.07	.04	.04	.04	.03	.03	.04	.04	.13	.27	.27	.30	.22	.22	.12
27	.18	.17	.11	.11	.12	.20	.32	.25	.21	.07	.04	.04	.04	.03	.02	.03	.03	.04	.09	.17	.29	.26	.27	.23	.14
28	.20	.20	.12	.10	.13	.19	.26	.29	.25	.14	.04	.05	.05	.03	.03	.03	.04	.04	.14	.26	.23	.31	.34	.26	.16
29	.23	.23	.19	.17	.17	.24	.31	.19	.16	.10	.08	.06	.05	.04	.05	.05	.06	.06	.06	.07	.05	.06	.05	.05	.12
30	.04	.05	.04	.04	.03	.04	.04	.05	.05	.05	.05	.04	.03	.04	.03	.04	.04	.03	.05	.04	.04	.05	.05	.05	.04
31	.04	.03	.03	.03	.03	.02	.03	.02	.03	.03	.03	.03	.03	.03	.02	.03	.04	.05	.05	.09	.19	.19	.08	.05	.05

HOURLY MAX: 1ST .34 ON DAY 28 HOUR 22
2ND .32 ON DAY 27 HOUR 6

N.E. CORRIDOR HYDROCARBON STUDY
HOURLY AVERAGE REPORT
****

STATE	9	DISTRICT OF COLUMBIA
AREA	20	WASHINGTON D.C.
SITE	17	W5 (LIBRARY)
PARAMETER	42601	NITRIC OXIDE (NO)
UNITS	7	PARTS PER MILLION

YEAR 1980
MONTH SEPTEMBER

HOUR

DAY	00	01	02	03	04	05	06	07	08	09	10	11	12	13	14	15	16	17	18	19	20	21	22	23	DAILY AVG
1	.02	.01	.01	.01	.01	.01	.01	.01	.01	.01	.01	.00	.00	.01	.01	.01	.01	.01	.01	.01	.02	.02	.01	.01	.01
2	.01	.01	.01	.01	.01	.02	.06	.11	.08	.03	.01	.01	9999	.01	.01	.01	.01	.01	.01	.01	.01	.00	.00	.01	.02
3	.01	.01	.01	.01	.01	.01	.03	.03	.02	.02	.01	.01	.01	.01	.01	.01	.01	.01	.02	.01	.04	.11	.19	.10	.03
4	.11	.13	.12	.10	.10	.12	.13	.12	.11	.06	.03	.02	9999	9999	9999	.01	.02	.01	.00	.00	.00	.00	.00	.00	.06
5	.00	.00	.01	.01	.01	.02	.07	.09	.06	.03	.02	.01	.01	9999	.01	.01	.01	.01	.01	.01	.02	.01	.02	.01	.02
6	.01	.02	.02	.02	.02	.02	.02	.03	.02	.01	.01	.00	.00	9999	.00	.00	.00	.00	.01	.01	.01	.01	.01	.04	.01
7	.07	.01	.01	.01	.01	.01	.01	.01	.01	.01	.01	.01	.01	.01	.00	.01	.01	.01	.01	.01	.03	.08	.08	.04	.02
8	.01	.01	.01	.01	.01	.02	.07	.07	.04	.03	.02	.01	.01	.01	.01	.01	.01	.01	.01	.01	.01	.02	.07	.09	.02
9	.09	.10	.09	.11	.08	.15	.20	.17	.04	.02	.02	.01	.01	.01	.01	.01	.01	.01	.02	.04	.02	.01	.01	.01	.05
10	.01	.01	.01	.01	.01	.02	.04	.07	.04	.03	.02	.01	.01	9999	.01	.01	.01	.01	.01	.01	.02	.02	.01	.01	.02
11	.01	.01	.01	.01	.01	.05	.12	.17	9999	9999	9999	9999	9999	9999	9999	9999	9999	9999	9999	9999	9999	9999	9999	9999	9999
12	9999	9999	9999	9999	9999	9999	9999	9999	9999	9999	.02	.01	.01	.01	.00	.01	.01	.01	.01	.01	.01	.02	.01	.01	9999
13	.01	.01	.01	.01	.01	.01	.02	.02	.02	.01	.02	.01	9999	9999	9999	9999	9999	9999	9999	9999	9999	9999	9999	9999	9999
14	9999	9999	9999	9999	9999	9999	9999	9999	9999	9999	9999	9999	9999	9999	9999	9999	9999	9999	9999	9999	9999	9999	9999	9999	9999
15	9999	9999	9999	9999	9999	9999	9999	9999	9999	9999	9999	9999	9999	9999	9999	9999	9999	9999	9999	9999	9999	9999	9999	9999	9999
16	9999	9999	9999	9999	9999	9999	9999	9999	9999	9999	9999	9999	9999	9999	9999	9999	9999	9999	9999	9999	9999	9999	9999	9999	9999
17	9999	9999	9999	9999	9999	9999	9999	9999	9999	9999	9999	9999	9999	9999	9999	9999	9999	9999	9999	9999	9999	9999	9999	9999	9999
18	9999	9999	9999	9999	9999	9999	9999	9999	9999	9999	9999	9999	9999	9999	9999	9999	9999	9999	9999	9999	9999	9999	9999	9999	9999
19	9999	9999	9999	9999	9999	9999	9999	9999	9999	9999	9999	9999	9999	9999	9999	9999	9999	9999	9999	9999	9999	9999	9999	9999	9999
20	9999	9999	9999	9999	9999	9999	9999	9999	9999	9999	9999	9999	9999	9999	9999	9999	9999	9999	9999	9999	9999	9999	9999	9999	9999
21	9999	9999	9999	9999	9999	9999	9999	9999	9999	9999	9999	9999	9999	9999	9999	9999	9999	9999	9999	9999	9999	9999	9999	9999	9999
22	9999	9999	9999	9999	9999	9999	9999	9999	9999	9999	9999	9999	9999	9999	9999	9999	9999	9999	9999	9999	9999	9999	9999	9999	9999
23	9999	9999	9999	9999	9999	9999	9999	9999	9999	9999	9999	9999	9999	9999	9999	9999	9999	9999	9999	9999	9999	9999	9999	9999	9999
24	9999	9999	9999	9999	9999	9999	9999	9999	9999	9999	9999	9999	9999	9999	9999	9999	9999	9999	9999	9999	9999	9999	9999	9999	9999
25	9999	9999	9999	9999	9999	9999	9999	9999	9999	9999	9999	9999	9999	9999	9999	9999	9999	9999	9999	9999	9999	9999	9999	9999	9999
26	9999	9999	9999	9999	9999	9999	9999	9999	9999	9999	9999	9999	9999	9999	9999	9999	9999	9999	9999	9999	9999	9999	9999	9999	9999
27	9999	9999	9999	9999	9999	9999	9999	9999	9999	9999	9999	9999	9999	9999	9999	9999	9999	9999	9999	9999	9999	9999	9999	9999	9999
28	9999	9999	9999	9999	9999	9999	9999	9999	9999	9999	9999	9999	9999	9999	9999	9999	9999	9999	9999	9999	9999	9999	9999	9999	9999
29	9999	9999	9999	9999	9999	9999	9999	9999	9999	9999	9999	9999	9999	9999	9999	9999	9999	9999	9999	9999	9999	9999	9999	9999	9999
30	9999	9999	9999	9999	9999	9999	9999	9999	9999	9999	9999	9999	9999	9999	9999	9999	9999	9999	9999	9999	9999	9999	9999	9999	9999

HOURLY MAX: 1ST .20 ON DAY 9 HOUR 6
2ND .19 ON DAY 3 HOUR 22

N.E. CORRIDOR HYDROCARBON STUDY
HOURLY AVERAGE REPORT
****

STATE	9	DISTRICT OF COLUMBIA
AREA	20	WASHINGTON D.C.
SITE	17	W5 (LIBRARY)
PARAMETER	42602	NITROGEN DIOXIDE (NO2)
UNITS	7	PARTS PER MILLION

YEAR 1980
MONTH SEPTEMBER

	HOUR																								DAILY
DAY	00	01	02	03	04	05	06	07	08	09	10	11	12	13	14	15	16	17	18	19	20	21	22	23	AVG
1	.03	.03	.02	.02	.02	.03	.03	.03	.03	.01	.01	.01	.01	.01	.03	.03	.06	.07	.08	.08	.03	.02	.03	.02	.03
2	.01	.02	.02	.05	.09	.15	.12	.03	.02	.05	9999	9999	9999	.05	.04	.05	.04	.04	.05	.05	.03	.02	.03	.01	.05
3	.01	.01	.01	.01	.01	.03	.04	.04	.03	.04	.03	.03	.02	9999	.02	.02	.03	.04	.07	.06	.08	.09	.10	.10	.04
4	.08	.08	.08	.08	.07	.06	.08	.09	.11	.12	.07	.05	9999	9999	9999	.07	.08	.06	.07	.06	.05	.04	.04	.04	.07
5	.03	.03	.01	.01	.02	.02	.04	.05	.03	.02	.04	.05	.05	9999	.05	.07	.06	.05	.05	.04	.05	.07	.05	.05	.04
6	.05	.03	.05	.04	.02	.01	.01	.00	.01	9999	9999	9999	9999	9999	.03	.02	.02	.02	.06	.06	.07	.08	.05	.06	.04
7	.07	.04	.02	.02	.01	.01	.02	.02	.02	.02	.02	.01	9999	.01	.02	.00	.01	.01	.02	.04	.05	.05	.03	9999	.02
8	9999	9999	9999	9999	9999	9999	9999	9999	9999	9999	9999	9999	9999	9999	9999	.05	.03	.04	.09	.07	.05	.07	.08	.07	9999
9	.07	.06	.05	.05	.05	.02	.07	.12	.08	.06	.06	.05	.05	.05	.05	.04	.06	.06	.07	.09	.07	.04	.04	.03	.06
10	.02	.02	.01	.01	.02	.03	.06	.05	.05	.03	.03	.03	.03	9999	.03	.03	.03	.03	.04	.04	.05	.05	.03	.03	.03
11	.02	.02	.02	.02	.03	.03	.05	.04	9999	9999	9999	9999	9999	9999	9999	9999	9999	9999	9999	9999	9999	9999	9999	9999	9999
12	9999	9999	9999	9999	9999	9999	9999	9999	9999	9999	9999	9999	9999	9999	9999	9999	9999	9999	9999	9999	9999	9999	9999	9999	9999
13	9999	9999	9999	9999	9999	9999	9999	9999	9999	9999	9999	9999	9999	9999	9999	9999	9999	9999	9999	9999	9999	9999	9999	9999	9999
14	9999	9999	9999	9999	9999	9999	9999	9999	9999	9999	9999	9999	9999	9999	9999	9999	9999	9999	9999	9999	9999	9999	9999	9999	9999
15	9999	9999	9999	9999	9999	9999	9999	9999	9999	9999	9999	9999	9999	9999	9999	9999	9999	9999	9999	9999	9999	9999	9999	9999	9999
16	9999	9999	9999	9999	9999	9999	9999	9999	9999	9999	9999	9999	9999	9999	9999	9999	9999	9999	9999	9999	9999	9999	9999	9999	9999
17	9999	9999	9999	9999	9999	9999	9999	9999	9999	9999	9999	9999	9999	9999	9999	9999	9999	9999	9999	9999	9999	9999	9999	9999	9999
18	9999	9999	9999	9999	9999	9999	9999	9999	9999	9999	9999	9999	9999	9999	9999	9999	9999	9999	9999	9999	9999	9999	9999	9999	9999
19	9999	9999	9999	9999	9999	9999	9999	9999	9999	9999	9999	9999	9999	9999	9999	9999	9999	9999	9999	9999	9999	9999	9999	9999	9999
20	9999	9999	9999	9999	9999	9999	9999	9999	9999	9999	9999	9999	9999	9999	9999	9999	9999	9999	9999	9999	9999	9999	9999	9999	9999
21	9999	9999	9999	9999	9999	9999	9999	9999	9999	9999	9999	9999	9999	9999	9999	9999	9999	9999	9999	9999	9999	9999	9999	9999	9999
22	9999	9999	9999	9999	9999	9999	9999	9999	9999	9999	9999	9999	9999	9999	9999	9999	9999	9999	9999	9999	9999	9999	9999	9999	9999
23	9999	9999	9999	9999	9999	9999	9999	9999	9999	9999	9999	9999	9999	9999	9999	9999	9999	9999	9999	9999	9999	9999	9999	9999	9999
24	9999	9999	9999	9999	9999	9999	9999	9999	9999	9999	9999	9999	9999	9999	9999	9999	9999	9999	9999	9999	9999	9999	9999	9999	9999
25	9999	9999	9999	9999	9999	9999	9999	9999	9999	9999	9999	9999	9999	9999	9999	9999	9999	9999	9999	9999	9999	9999	9999	9999	9999
26	9999	9999	9999	9999	9999	9999	9999	9999	9999	9999	9999	9999	9999	9999	9999	9999	9999	9999	9999	9999	9999	9999	9999	9999	9999
27	9999	9999	9999	9999	9999	9999	9999	9999	9999	9999	9999	9999	9999	9999	9999	9999	9999	9999	9999	9999	9999	9999	9999	9999	9999
28	9999	9999	9999	9999	9999	9999	9999	9999	9999	9999	9999	9999	9999	9999	9999	9999	9999	9999	9999	9999	9999	9999	9999	9999	9999
29	9999	9999	9999	9999	9999	9999	9999	9999	9999	9999	9999	9999	9999	9999	9999	9999	9999	9999	9999	9999	9999	9999	9999	9999	9999
30	9999	9999	9999	9999	9999	9999	9999	9999	9999	9999	9999	9999	9999	9999	9999	9999	9999	9999	9999	9999	9999	9999	9999	9999	9999

HOURLY MAX: 1ST .15 ON DAY 2 HOUR 5
2ND .12 ON DAY 2 HOUR 6

N.E. CORRIDOR HYDROCARBON STUDY
HOURLY AVERAGE REPORT
****

STATE 9 DISTRICT OF COLUMBIA
AREA 20 WASHINGTON D.C.
SITE 17 W5 (LIBRARY)
PARAMETER 42603 OXIDES OF NITROGEN (NOX)
UNITS 7 PARTS PER MILLION

YEAR 1980
MONTH SEPTEMBER

DAY	00	01	02	03	04	05	06	07	08	09	10	11	12	13	14	15	16	17	18	19	20	21	22	23	DAILY AVG
													HOUR												
1	.05	.04	.03	.03	.03	.04	.04	.04	.04	.02	.02	.01	.01	.02	.04	.04	.07	.08	.09	.09	.05	.04	.04	.03	.04
2	.02	.03	.03	.06	.10	.17	.18	.14	.10	.08	9999	9999	9999	.06	.05	.06	.05	.05	.06	.06	.04	.02	.03	.02	.07
3	.02	.02	.02	.02	.02	.04	.07	.07	.05	.06	.04	.04	.03	9999	.03	.03	.04	.05	.09	.07	.12	.20	.29	.20	.07
4	.19	.21	.20	.18	.17	.18	.21	.21	.22	.18	.10	.07	9999	9999	9999	.08	.10	.07	.07	.06	.05	.04	.04	.04	.13
5	.03	.03	.02	.02	.03	.04	.11	.14	.09	.05	.06	.06	.06	9999	.06	.08	.07	.06	.06	.05	.07	.08	.07	.06	.06
6	.06	.05	.07	.06	.04	.03	.03	.03	.03	9999	9999	9999	9999	9999	.03	.02	.02	.02	.07	.07	.08	.09	.06	.10	.05
7	.14	.05	.03	.03	.02	.02	.03	.03	.03	.03	.03	.02	9999	.02	.02	.01	.02	.02	.03	.05	.08	.13	.11	9999	.04
8	9999	9999	9999	9999	9999	9999	9999	9999	9999	9999	9999	9999	9999	9999	9999	.06	.04	.05	.10	.08	.06	.09	.15	.16	9999
9	.16	.16	.14	.16	.13	.17	.27	.29	.12	.08	.08	.06	.06	.06	.06	.05	.07	.07	.09	.13	.09	.05	.05	.04	.11
10	.03	.03	.02	.02	.03	.05	.10	.12	.09	.06	.05	.04	.04	.04	.04	.04	.04	.04	.05	.05	.07	.07	.04	.04	.05
11	.03	.03	.03	.03	.04	.08	.17	.21	.13	.07	.05	.05	.05	.05	.06	.05	.07	.09	.14	.21	.20	.22	.33	.31	.11
12	.23	.20	.12	.12	.11	.14	.33	9999	9999	9999	9999	9999	9999	9999	9999	9999	9999	9999	9999	9999	9999	9999	9999	9999	9999
13	9999	9999	9999	9999	9999	9999	9999	9999	9999	9999	9999	9999	9999	9999	9999	9999	9999	9999	9999	9999	9999	9999	9999	9999	9999
14	9999	9999	9999	9999	9999	9999	9999	9999	9999	9999	9999	9999	9999	9999	9999	9999	9999	9999	9999	9999	9999	9999	9999	9999	9999
15	9999	9999	9999	9999	9999	9999	9999	9999	9999	9999	9999	9999	9999	9999	9999	9999	9999	9999	9999	9999	9999	9999	9999	9999	9999
16	9999	9999	9999	9999	9999	9999	9999	9999	9999	9999	9999	9999	9999	9999	9999	9999	9999	9999	9999	9999	9999	9999	9999	9999	9999
17	9999	9999	9999	9999	9999	9999	9999	9999	9999	9999	9999	9999	9999	9999	9999	9999	9999	9999	9999	9999	9999	9999	9999	9999	9999
18	9999	9999	9999	9999	9999	9999	9999	9999	9999	9999	9999	9999	9999	9999	9999	9999	9999	9999	9999	9999	9999	9999	9999	9999	9999
19	9999	9999	9999	9999	9999	9999	9999	9999	9999	9999	9999	9999	9999	9999	9999	9999	9999	9999	9999	9999	9999	9999	9999	9999	9999
20	9999	9999	9999	9999	9999	9999	9999	9999	9999	9999	9999	9999	9999	9999	9999	9999	9999	9999	9999	9999	9999	9999	9999	9999	9999
21	9999	9999	9999	9999	9999	9999	9999	9999	9999	9999	9999	9999	9999	9999	9999	9999	9999	9999	9999	9999	9999	9999	9999	9999	9999
22	9999	9999	9999	9999	9999	9999	9999	9999	9999	9999	9999	9999	9999	9999	9999	9999	9999	9999	9999	9999	9999	9999	9999	9999	9999
23	9999	9999	9999	9999	9999	9999	9999	9999	9999	9999	9999	9999	9999	9999	9999	9999	9999	9999	9999	9999	9999	9999	9999	9999	9999
24	9999	9999	9999	9999	9999	9999	9999	9999	9999	9999	9999	9999	9999	9999	9999	9999	9999	9999	9999	9999	9999	9999	9999	9999	9999
25	9999	9999	9999	9999	9999	9999	9999	9999	9999	9999	9999	9999	9999	9999	9999	9999	9999	9999	9999	9999	9999	9999	9999	9999	9999
26	9999	9999	9999	9999	9999	9999	9999	9999	9999	9999	9999	9999	9999	9999	9999	9999	9999	9999	9999	9999	9999	9999	9999	9999	9999
27	9999	9999	9999	9999	9999	9999	9999	9999	9999	9999	9999	9999	9999	9999	9999	9999	9999	9999	9999	9999	9999	9999	9999	9999	9999
28	9999	9999	9999	9999	9999	9999	9999	9999	9999	9999	9999	9999	9999	9999	9999	9999	9999	9999	9999	9999	9999	9999	9999	9999	9999
29	9999	9999	9999	9999	9999	9999	9999	9999	9999	9999	9999	9999	9999	9999	9999	9999	9999	9999	9999	9999	9999	9999	9999	9999	9999
30	9999	9999	9999	9999	9999	9999	9999	9999	9999	9999	9999	9999	9999	9999	9999	9999	9999	9999	9999	9999	9999	9999	9999	9999	9999

HOURLY MAX: 1ST .33 ON DAY 11 HOUR 22
2ND .33 ON DAY 12 HOUR 6

N.E. CORRIDOR HYDROCARBON STUDY
HOURLY AVERAGE REPORT
****

STATE	21	MARYLAND
AREA	80	ANNE ARUNDEL
SITE	19	W9 (FORT MEADE)
PARAMETER	43201	METHANE (CH4)
UNITS	7	PARTS PER MILLION

YEAR	1980
MONTH	JUNE

DAY	HOUR 00	01	02	03	04	05	06	07	08	09	10	11	12	13	14	15	16	17	18	19	20	21	22	23	DAILY AVG
1	9999	9999	9999	9999	9999	9999	9999	9999	9999	9999	9999	9999	9999	9999	9999	9999	9999	9999	9999	9999	9999	9999	9999	9999	9999
2	9999	9999	9999	9999	9999	9999	9999	9999	9999	9999	9999	9999	9999	9999	9999	9999	9999	9999	9999	9999	9999	9999	9999	9999	9999
3	9999	9999	9999	9999	9999	9999	9999	9999	9999	9999	9999	9999	9999	9999	9999	9999	9999	9999	9999	9999	9999	9999	9999	9999	9999
4	9999	9999	9999	9999	9999	9999	9999	9999	9999	9999	9999	9999	9999	9999	9999	9999	9999	9999	9999	9999	9999	9999	9999	9999	9999
5	9999	9999	9999	9999	9999	9999	9999	9999	9999	9999	9999	9999	9999	9999	9999	9999	9999	9999	9999	9999	9999	9999	9999	9999	9999
6	9999	9999	9999	9999	9999	9999	9999	9999	9999	9999	9999	9999	9999	9999	9999	9999	9999	9999	9999	9999	9999	9999	9999	9999	9999
7	9999	9999	9999	9999	9999	9999	9999	9999	9999	9999	9999	9999	9999	9999	9999	9999	9999	9999	9999	9999	9999	9999	9999	9999	9999
8	9999	9999	9999	9999	9999	9999	9999	9999	9999	9999	9999	9999	9999	9999	9999	9999	9999	9999	9999	9999	9999	9999	9999	9999	9999
9	9999	9999	9999	9999	9999	9999	9999	9999	9999	9999	9999	9999	9999	9999	9999	9999	9999	9999	9999	9999	9999	9999	9999	9999	9999
10	9999	9999	9999	9999	9999	9999	9999	9999	9999	9999	9999	9999	9999	9999	9999	9999	9999	9999	9999	9999	9999	9999	9999	9999	9999
11	9999	9999	9999	9999	9999	9999	9999	9999	9999	9999	9999	9999	9999	9999	9999	9999	9999	9999	9999	9999	9999	9999	9999	9999	9999
12	9999	9999	9999	9999	9999	9999	9999	9999	9999	9999	9999	9999	9999	9999	9999	9999	9999	9999	9999	9999	9999	9999	9999	9999	9999
13	9999	9999	9999	9999	9999	9999	9999	9999	9999	9999	9999	9999	9999	9999	9999	9999	9999	9999	9999	9999	9999	9999	9999	9999	9999
14	9999	9999	9999	9999	9999	9999	9999	9999	9999	9999	9999	9999	9999	9999	9999	9999	9999	9999	9999	9999	9999	9999	9999	9999	9999
15	9999	9999	9999	9999	9999	9999	9999	9999	9999	9999	9999	9999	9999	9999	9999	9999	9999	9999	9999	9999	9999	9999	9999	9999	9999
16	9999	9999	9999	9999	9999	9999	9999	9999	9999	9999	9999	9999	9999	9999	9999	9999	9999	9999	9999	9999	9999	9999	9999	9999	9999
17	9999	9999	9999	9999	9999	9999	9999	9999	9999	9999	9999	9999	9999	9999	9999	9999	9999	9999	9999	9999	9999	9999	9999	9999	9999
18	9999	9999	9999	9999	9999	9999	9999	9999	9999	9999	9999	9999	9999	9999	9999	9999	9999	9999	9999	9999	9999	9999	9999	9999	9999
19	9999	9999	9999	9999	9999	9999	9999	9999	9999	9999	9999	9999	9999	9999	9999	9999	9999	9999	9999	9999	9999	9999	9999	9999	9999
20	9999	9999	9999	9999	9999	9999	9999	9999	9999	9999	9999	9999	9999	9999	9999	9999	9999	9999	9999	9999	9999	9999	9999	9999	9999
21	9999	9999	9999	9999	9999	9999	9999	9999	9999	9999	9999	9999	9999	9999	9999	9999	9999	9999	9999	9999	9999	9999	9999	9999	9999
22	9999	9999	9999	9999	9999	9999	9999	9999	9999	9999	9999	9999	9999	9999	9999	9999	9999	9999	9999	9999	9999	9999	9999	9999	9999
23	9999	9999	9999	9999	9999	9999	9999	9999	9999	9999	9999	9999	9999	9999	9999	9999	9999	9999	9999	9999	9999	9999	9999	9999	9999
24	9999	9999	9999	9999	9999	9999	9999	9999	9999	9999	9999	9999	9999	9999	9999	9999	9999	9999	9999	9999	9999	9999	9999	9999	9999
25	9999	9999	9999	9999	9999	9999	9999	9999	9999	9999	9999	9999	9999	9999	9999	9999	9999	9999	9999	9999	9999	9999	9999	9999	9999
26	9999	9999	9999	9999	9999	9999	9999	9999	9999	9999	9999	9999	9999	9999	9999	9999	9999	9999	9999	9999	9999	9999	9999	9999	9999
27	9999	9999	9999	9999	9999	9999	9999	9999	9999	9999	9999	9999	9999	9999	9999	9999	9999	9999	9999	9999	9999	9999	9999	9999	9999
28	9999	9999	9999	9999	9999	9999	9999	9999	9999	9999	9999	9999	9999	9999	9999	9999	9999	9999	9999	9999	9999	9999	9999	9999	9999
29	9999	9999	9999	9999	9999	9999	9999	9999	9999	9999	9999	9999	9999	9999	9999	9999	9999	9999	9999	9999	9999	9999	9999	9999	9999
30	9999	9999	9999	9999	9999	9999	9999	9999	9999	9999	9999	9999	9999	9999	9999	9999	9999	9999	9999	9999	9999	9999	9999	9999	9999

HOURLY MAX: 1ST .00 ON DAY 0 HOUR 0
2ND .00 ON DAY 0 HOUR 0

N.E. CORRIDOR HYDROCARBON STUDY
HOURLY AVERAGE REPORT
****

STATE	21	MARYLAND
AREA	80	ANNE ARUNDEL
SITE	19	W9 (FORT MEADE)
PARAMETER	43102	NON-METHANE HYDROCARBONS
UNITS	7	PARTS PER MILLION

YEAR	1980
MONTH	JUNE

	HOUR																								DAILY
DAY	00	01	02	03	04	05	06	07	08	09	10	11	12	13	14	15	16	17	18	19	20	21	22	23	AVG
1	9999	9999	9999	9999	9999	9999	9999	9999	9999	9999	9999	9999	9999	9999	9999	9999	9999	9999	9999	9999	9999	9999	9999	9999	9999
2	9999	9999	9999	9999	9999	9999	9999	9999	9999	9999	9999	9999	9999	9999	9999	9999	9999	9999	9999	9999	9999	9999	9999	9999	9999
3	9999	9999	9999	9999	9999	9999	9999	9999	9999	9999	9999	9999	9999	9999	9999	9999	9999	9999	9999	9999	9999	9999	9999	9999	9999
4	9999	9999	9999	9999	9999	9999	9999	9999	9999	9999	9999	9999	9999	9999	9999	9999	9999	9999	9999	9999	9999	9999	9999	9999	9999
5	9999	9999	9999	9999	9999	9999	9999	9999	9999	9999	9999	9999	9999	9999	9999	9999	9999	9999	9999	9999	9999	9999	9999	9999	9999
6	9999	9999	9999	9999	9999	9999	9999	9999	9999	9999	9999	9999	9999	9999	9999	9999	9999	9999	9999	9999	9999	9999	9999	9999	9999
7	9999	9999	9999	9999	9999	9999	9999	9999	9999	9999	9999	9999	9999	9999	9999	9999	9999	9999	9999	9999	9999	9999	9999	9999	9999
8	9999	9999	9999	9999	9999	9999	9999	9999	9999	9999	9999	9999	9999	9999	9999	9999	9999	9999	9999	9999	9999	9999	9999	9999	9999
9	9999	9999	9999	9999	9999	9999	9999	9999	9999	9999	9999	9999	9999	9999	9999	9999	9999	9999	9999	9999	9999	9999	9999	9999	9999
10	9999	9999	9999	9999	9999	9999	9999	9999	9999	9999	9999	9999	9999	9999	9999	9999	9999	9999	9999	9999	9999	9999	9999	9999	9999
11	9999	9999	9999	9999	9999	9999	9999	9999	9999	9999	9999	9999	9999	9999	9999	9999	9999	9999	9999	9999	9999	9999	9999	9999	9999
12	9999	9999	9999	9999	9999	9999	9999	9999	9999	9999	9999	9999	9999	9999	9999	9999	9999	9999	9999	9999	9999	9999	9999	9999	9999
13	9999	9999	9999	9999	9999	9999	9999	9999	9999	9999	9999	9999	9999	9999	9999	9999	9999	9999	9999	9999	9999	9999	9999	9999	9999
14	9999	9999	9999	9999	9999	9999	9999	9999	9999	9999	9999	9999	9999	9999	9999	9999	9999	9999	9999	9999	9999	9999	9999	9999	9999
15	9999	9999	9999	9999	9999	9999	9999	9999	9999	9999	9999	9999	9999	9999	9999	9999	9999	9999	9999	9999	9999	9999	9999	9999	9999
16	9999	9999	9999	9999	9999	9999	9999	9999	9999	9999	9999	9999	9999	9999	9999	9999	9999	9999	9999	9999	9999	9999	9999	9999	9999
17	9999	9999	9999	9999	9999	9999	9999	9999	9999	9999	9999	9999	9999	9999	9999	9999	9999	9999	9999	9999	9999	9999	9999	9999	9999
18	9999	9999	9999	9999	9999	9999	9999	9999	9999	9999	9999	9999	9999	9999	9999	9999	9999	9999	9999	9999	9999	9999	9999	9999	9999
19	9999	9999	9999	9999	9999	9999	9999	9999	9999	9999	9999	9999	9999	9999	9999	9999	9999	9999	9999	9999	9999	9999	9999	9999	9999
20	9999	9999	9999	9999	9999	9999	9999	9999	9999	9999	9999	9999	9999	9999	9999	9999	9999	9999	9999	9999	9999	9999	9999	9999	9999
21	9999	9999	9999	9999	9999	9999	9999	9999	9999	9999	9999	9999	9999	9999	9999	9999	9999	9999	9999	9999	9999	9999	9999	9999	9999
22	9999	9999	9999	9999	9999	9999	9999	9999	9999	9999	9999	9999	9999	9999	9999	9999	9999	9999	9999	9999	9999	9999	9999	9999	9999
23	9999	9999	9999	9999	9999	9999	9999	9999	9999	9999	9999	9999	9999	9999	9999	9999	9999	9999	9999	9999	9999	9999	9999	9999	9999
24	9999	9999	9999	9999	9999	9999	9999	9999	9999	9999	9999	9999	9999	9999	9999	9999	9999	9999	9999	9999	9999	9999	9999	9999	9999
25	9999	9999	9999	9999	9999	9999	9999	9999	9999	9999	9999	9999	9999	9999	9999	9999	9999	9999	9999	9999	9999	9999	9999	9999	9999
26	9999	9999	9999	9999	9999	9999	9999	9999	9999	9999	9999	9999	9999	9999	9999	9999	9999	9999	9999	9999	9999	9999	9999	9999	9999
27	9999	9999	9999	9999	9999	9999	9999	9999	9999	9999	9999	9999	9999	9999	9999	9999	9999	9999	9999	9999	9999	9999	9999	9999	9999
28	9999	9999	9999	9999	9999	9999	9999	9999	9999	9999	9999	9999	9999	9999	9999	9999	9999	9999	9999	9999	9999	9999	9999	9999	9999
29	9999	9999	9999	9999	9999	9999	9999	9999	9999	9999	9999	9999	9999	9999	9999	9999	9999	9999	9999	9999	9999	9999	9999	9999	9999
30	9999	9999	9999	9999	9999	9999	9999	9999	9999	9999	9999	9999	9999	9999	9999	9999	9999	9999	9999	9999	9999	9999	9999	9999	9999

HOURLY MAX: 1ST .00 ON DAY 0 HOUR 0
2ND .00 ON DAY 0 HOUR 0

N.E. CORRIDOR HYDROCARBON STUDY
HOURLY AVERAGE REPORT
****

STATE	21	MARYLAND
AREA	80	ANNE ARUNDEL
SITE	19	W9 (FORT MEADE)
PARAMETER	43201	METHANE (CH4)
UNITS	7	PARTS PER MILLION

YEAR 1980
MONTH JULY

HOUR

DAY	00	01	02	03	04	05	06	07	08	09	10	11	12	13	14	15	16	17	18	19	20	21	22	23	DAILY AVG
1	9999	9999	9999	9999	9999	9999	9999	9999	9999	9999	9999	9999	9999	9999	9999	9999	9999	9999	9999	9999	9999	9999	9999	9999	9999
2	9999	9999	9999	9999	9999	9999	9999	9999	9999	9999	9999	9999	9999	9999	9999	9999	9999	9999	9999	9999	9999	9999	9999	9999	9999
3	9999	9999	9999	9999	9999	9999	9999	9999	9999	9999	9999	9999	9999	9999	9999	9999	9999	9999	9999	9999	9999	9999	9999	9999	9999
4	9999	9999	9999	9999	9999	9999	9999	9999	9999	9999	9999	9999	9999	9999	9999	9999	9999	9999	9999	9999	9999	9999	9999	9999	9999
5	9999	9999	9999	9999	9999	9999	9999	9999	9999	9999	9999	9999	9999	9999	9999	9999	9999	9999	9999	9999	9999	9999	9999	9999	9999
6	9999	9999	9999	9999	9999	9999	9999	9999	9999	9999	9999	9999	9999	9999	9999	9999	9999	9999	9999	9999	9999	9999	9999	9999	9999
7	9999	9999	9999	9999	9999	9999	9999	9999	9999	9999	9999	9999	9999	9999	9999	9999	9999	9999	9999	9999	9999	9999	9999	9999	9999
8	9999	9999	9999	9999	9999	9999	9999	9999	9999	9999	9999	9999	9999	9999	9999	9999	9999	9999	9999	9999	9999	9999	9999	9999	9999
9	9999	9999	9999	9999	9999	9999	9999	9999	9999	9999	9999	9999	9999	9999	9999	9999	9999	9999	9999	9999	9999	9999	9999	9999	9999
10	9999	9999	9999	9999	9999	9999	9999	9999	9999	9999	9999	9999	9999	9999	9999	9999	9999	9999	9999	9999	9999	9999	9999	9999	9999
11	9999	9999	9999	9999	9999	9999	9999	9999	9999	1.81	1.96	1.97	1.95	1.99	2.01	1.96	1.91	1.91	1.86	1.87	1.87	1.91	2.02	2.04	9999
12	2.03	2.01	1.99	2.10	2.22	2.21	2.01	1.95	1.95	1.91	1.93	1.85	1.70	1.67	1.69	1.69	1.67	1.65	1.65	1.65	1.70	1.71	1.69	1.75	1.85
13	1.82	1.79	1.76	1.76	1.80	1.92	1.86	1.72	1.62	1.62	1.60	1.61	1.60	1.59	2.02	1.64	1.63	1.61	1.65	1.70	1.73	1.81	1.89	2.05	1.74
14	2.06	2.20	2.39	2.27	2.41	2.25	2.21	1.89	1.78	1.79	1.70	1.73	9999	1.71	1.82	1.58	1.49	1.44	1.38	1.39	1.37	1.35	1.43	1.46	1.79
15	1.54	1.49	1.50	1.60	1.67	1.79	1.57	1.38	1.52	1.45	1.33	1.45	9999	1.66	1.64	1.61	1.63	1.61	1.59	1.52	1.60	1.93	1.84	1.77	1.60
16	1.61	1.52	1.54	1.62	1.62	1.65	1.71	1.71	1.65	1.64	1.60	1.62	9999	9999	2.14	1.74	1.79	1.78	1.69	1.55	1.55	1.55	1.57	1.69	1.66
17	1.51	1.54	1.61	1.73	1.72	1.75	1.82	1.79	2.01	1.96	1.78	1.75	9999	1.92	1.81	1.83	1.81	1.71	1.70	1.71	1.76	1.88	1.92	1.84	1.78
18	1.83	1.84	1.87	1.93	1.97	1.96	1.91	1.76	1.71	1.66	1.65	1.66	1.62	1.63	1.63	1.67	1.65	9999	1.60	1.57	1.57	1.64	1.76	1.74	1.73
19	1.73	1.83	1.90	1.83	1.92	1.93	1.89	1.80	1.65	1.65	1.67	1.71	1.59	1.60	9999	1.65	1.66	1.67	1.64	1.62	1.66	1.80	1.81	1.83	1.74
20	1.80	2.00	1.96	1.85	1.96	2.00	1.90	1.75	1.76	1.71	1.61	1.60	1.59	1.64	1.67	1.66	1.65	9999	1.67	1.72	1.76	1.79	1.77	2.15	1.78
21	1.88	1.65	1.59	1.52	1.51	1.52	1.52	1.50	1.46	1.47	1.51	1.51	1.50	9999	1.73	1.74	1.74	1.68	1.58	1.52	1.51	1.51	1.56	1.51	1.57
22	1.52	1.55	1.58	1.59	1.64	1.65	1.60	1.64	1.63	1.62	1.59	1.55	1.53	1.53	1.54	1.51	9999	1.53	1.54	1.54	1.64	1.60	1.65	1.61	1.58
23	1.63	1.70	1.79	1.73	1.62	1.60	1.58	1.58	1.61	1.59	1.59	1.57	9999	9999	1.56	1.58	1.59	1.59	1.56	1.58	1.72	1.92	1.98	2.06	1.67
24	1.76	1.72	1.77	1.76	1.76	1.83	1.82	1.81	1.75	1.72	1.65	1.63	1.61	9999	1.62	1.63	1.65	1.67	1.66	1.65	1.68	1.76	1.80	1.86	1.72
25	1.89	1.96	2.06	2.02	2.19	2.11	2.17	1.99	1.85	1.74	1.70	1.68	1.68	1.69	1.69	9999	1.69	1.69	1.69	1.74	1.72	1.84	2.03	2.06	1.86
26	2.08	1.98	2.06	2.07	2.09	2.23	2.18	1.96	1.87	1.76	1.70	1.67	1.61	1.65	1.70	1.71	1.74	1.74	1.70	1.68	1.66	1.69	1.86	1.75	1.84
27	1.69	1.71	1.82	1.79	1.81	1.81	1.84	1.83	1.69	1.62	1.60	1.59	1.57	9999	1.62	1.61	1.59	1.58	1.57	1.56	1.55	1.55	1.56	1.57	1.66
28	1.65	1.65	1.65	1.65	1.65	1.65	1.65	1.64	1.62	1.61	1.58	1.57	1.57	1.56	9999	1.72	1.70	1.68	1.66	1.64	1.62	1.60	1.58	1.56	1.63
29	1.65	1.69	1.73	1.77	1.82	1.89	1.95	1.97	1.94	1.91	1.63	1.68	9999	1.68	1.69	1.70	1.70	1.71	1.72	1.72	1.73	1.74	1.69	1.68	1.76
30	1.68	1.68	1.68	1.68	1.68	1.68	1.68	1.68	1.67	1.66	1.65	1.64	1.62	1.61	9999	1.60	1.60	1.60	1.60	1.60	1.60	1.60	1.61	1.61	1.64
31	1.61	1.68	1.73	1.81	1.91	1.88	1.80	1.76	1.79	1.73	1.67	1.74	1.78	1.83	1.87	1.92	1.96	9999	1.73	1.69	1.60	1.71	1.89	1.68	1.77

HOURLY MAX: 1ST 2.41 ON DAY 14 HOUR 4
2ND 2.39 ON DAY 14 HOUR 2

N.E. CORRIDOR HYDROCARBON STUDY
HOURLY AVERAGE REPORT
****

STATE	21	MARYLAND
AREA	80	ANNE ARUNDEL
SITE	19	W9 (FORT MEADE)
PARAMETER	43102	NON-METHANE HYDROCARBONS
UNITS	7	PARTS PER MILLION

YEAR	1980
MONTH	JULY

	HOUR																								DAILY
DAY	00	01	02	03	04	05	06	07	08	09	10	11	12	13	14	15	16	17	18	19	20	21	22	23	AVG
1	9999	9999	9999	9999	9999	9999	9999	9999	9999	9999	9999	9999	9999	9999	9999	9999	9999	9999	9999	9999	9999	9999	9999	9999	9999
2	9999	9999	9999	9999	9999	9999	9999	9999	9999	9999	9999	9999	9999	9999	9999	9999	9999	9999	9999	9999	9999	9999	9999	9999	9999
3	9999	9999	9999	9999	9999	9999	9999	9999	9999	9999	9999	9999	9999	9999	9999	9999	9999	9999	9999	9999	9999	9999	9999	9999	9999
4	9999	9999	9999	9999	9999	9999	9999	9999	9999	9999	9999	9999	9999	9999	9999	9999	9999	9999	9999	9999	9999	9999	9999	9999	9999
5	9999	9999	9999	9999	9999	9999	9999	9999	9999	9999	9999	9999	9999	9999	9999	9999	9999	9999	9999	9999	9999	9999	9999	9999	9999
6	9999	9999	9999	9999	9999	9999	9999	9999	9999	9999	9999	9999	9999	9999	9999	9999	9999	9999	9999	9999	9999	9999	9999	9999	9999
7	9999	9999	9999	9999	9999	9999	9999	9999	9999	9999	9999	9999	9999	9999	9999	9999	9999	9999	9999	9999	9999	9999	9999	9999	9999
8	9999	9999	9999	9999	9999	9999	9999	9999	9999	9999	9999	9999	9999	9999	9999	9999	9999	9999	9999	9999	9999	9999	.63	.48	9999
9	.36	.27	.27	.30	.33	.42	.45	.39	.27	.30	.57	9999	9999	9999	9999	.42	.30	.27	.33	.33	.33	.21	.24	.27	.33
10	.33	.24	.21	.21	.24	.27	.30	.27	.30	.75	1.02	.33	.30	.27	.27	.27	.30	.30	.33	.39	.42	.45	.39	.39	.36
11	.39	.39	.39	.36	.36	.33	.36	.33	.30	9999	.30	.27	.27	.27	.27	.24	.24	.27	.30	.30	.27	.33	.54	.60	.33
12	.51	.42	.36	.33	.36	.36	.27	.24	.18	.18	.15	9999	.21	.18	.21	.21	.18	.21	.21	.18	.24	.24	.24	.33	.26
13	.33	.33	.27	.24	.24	.30	.27	.21	.15	.09	.09	.09	.09	9999	.15	.12	.09	.09	.12	.15	.18	.18	.27	.33	.19
14	.42	.39	.42	.39	.51	.48	.54	.42	.33	.27	.21	.18	9999	.21	.33	.33	.27	.24	.21	.21	.18	.21	.18	.18	.31
15	.18	.18	.18	.18	.21	.21	.21	.27	.18	.15	.15	.15	9999	.12	.09	.12	.12	.12	.12	.09	.09	.09	.09	.03	.14
16	.03	.00	.00	.03	.06	.06	.09	.12	.18	.21	.24	.27	9999	9999	.06	.15	.18	.12	.00	.00	.00	.00	.00	.00	.08
17	.03	.03	.06	.09	.12	.15	.21	.39	.63	.36	.15	.15	9999	.30	.24	.18	.15	.12	.09	.09	.18	.30	.27	.30	.20
18	.30	.33	.36	.36	.42	.36	.27	.18	.18	.15	.12	.09	.09	.06	.06	.06	9999	9999	.09	.09	.18	.27	.30	.48	.22
19	.48	.48	.42	.51	.51	.51	.51	.42	.18	.18	.24	.21	.15	.12	9999	.09	.09	.09	.12	.09	.09	.09	.09	.09	.25
20	.06	.12	.09	.12	.15	.15	.15	.12	.15	.12	.12	.09	.09	.12	.12	.12	.12	9999	.15	.15	.12	.09	.09	.09	.12
21	.09	.09	.06	.03	.03	.03	.15	.12	.15	.15	.12	.06	.06	9999	.12	.15	.12	.06	.03	.06	.03	.09	.03	.03	.08
22	.00	.00	.03	.00	.03	.06	.03	.06	.06	.18	.24	.15	.06	.06	.03	9999	.09	.09	.12	.12	.15	.15	.15	.15	.09
23	.15	.18	.12	.09	.06	.06	.09	.18	.18	.21	.24	.15	9999	.15	.15	.18	.18	.18	.15	.18	.30	.18	.15	.18	.16
24	.27	.21	.15	.15	.15	.21	.27	.27	.30	.27	.24	.15	.09	9999	.12	.12	.09	.09	.15	.15	.21	.30	.33	.36	.20
25	.48	.42	.48	.57	.57	.54	.57	.42	.39	.27	.12	.12	.15	.15	9999	9999	.18	.21	.18	.15	.18	.15	.15	.18	.30
26	.21	.18	.12	.15	.18	.21	.21	.18	.24	.21	.15	.15	.09	.09	.12	.18	.15	.15	.12	.12	.12	.12	.09	.09	.15
27	.12	.12	.15	.15	.12	.15	.12	.12	.06	.06	.03	.03	.03	9999	.12	.09	.06	.06	.09	.03	.03	.03	.03	.03	.08
28	.06	.06	.09	.09	.09	.09	.06	.06	.03	.03	.06	.06	.06	.06	9999	.15	.15	.15	.15	.15	.15	.15	.15	.09	.10
29	.09	.12	.15	.18	.15	.15	.15	.12	.12	.15	.12	.09	9999	.27	.30	.33	.36	.42	.45	.48	.51	.57	.60	.15	.26
30	.18	.18	.18	.18	.18	.21	.18	.18	.15	.06	.06	.06	.06	.06	9999	.06	.09	.09	.09	.12	.12	.15	.15	.18	.13
31	.27	.27	.27	.30	.30	.30	.33	.27	.21	.15	.00	.00	.00	.00	.00	.00	.00	9999	.18	.15	.12	.09	.09	.06	.15

HOURLY MAX: 1ST 1.02 ON DAY 10 HOUR 10
2ND .75 ON DAY 10 HOUR 9

N.E. CORRIDOR HYDROCARBON STUDY
HOURLY AVERAGE REPORT
****

STATE	21	MARYLAND
AREA	80	ANNE ARUNDEL
SITE	19	W9 (FORT MEADE)
PARAMETER	43201	METHANE (CH4)
UNITS	7	PARTS PER MILLION

YEAR 1980
MONTH AUGUST

DAY	HOUR 00	01	02	03	04	05	06	07	08	09	10	11	12	13	14	15	16	17	18	19	20	21	22	23	DAILY AVG
1	1.81	1.90	1.89	2.03	2.07	2.11	2.17	2.28	2.31	2.18	2.03	1.70	1.70	1.70	1.65	1.66	9999	9999	1.60	1.61	1.62	1.61	1.66	1.66	1.86
2	1.67	1.71	1.76	1.80	1.86	1.86	1.86	1.77	1.71	1.75	1.64	1.60	1.60	1.59	1.59	9999	9999	1.71	1.77	1.66	1.79	1.76	1.74	1.68	1.72
3	1.67	1.67	1.65	1.65	1.78	1.74	1.69	1.65	1.64	1.61	1.60	1.60	1.58	9999	1.67	1.69	1.64	1.61	1.64	1.64	1.64	1.79	1.67	1.65	1.66
4	1.70	1.80	1.76	1.76	1.79	1.74	1.75	1.73	1.70	1.66	1.63	1.59	1.59	1.60	1.60	9999	9999	1.71	1.67	1.76	1.63	1.83	1.86	1.95	1.72
5	2.44	1.82	1.85	1.88	1.73	1.75	1.74	1.78	1.63	1.60	1.56	1.57	1.57	9999	1.69	1.67	1.63	1.62	1.54	1.55	1.62	1.56	1.60	1.66	1.70
6	1.66	1.74	1.72	1.76	1.89	2.17	2.31	1.97	1.69	1.49	1.49	1.47	1.53	1.49	9999	1.52	1.51	1.54	1.53	1.53	1.52	1.52	1.51	1.51	1.66
7	1.64	1.73	1.67	1.77	1.65	1.67	1.71	1.65	1.65	1.65	1.61	1.61	1.60	1.77	1.87	2.00	9999	1.64	1.58	1.54	1.49	1.64	1.65	1.82	1.68
8	1.76	1.76	1.85	1.87	2.13	2.20	2.23	9999	9999	9999	9999	9999	9999	9999	9999	9999	1.65	1.63	1.61	1.60	1.61	1.62	1.62	1.62	9999
9	1.61	1.58	1.58	1.55	1.59	1.57	1.53	1.55	1.53	1.51	1.52	1.54	1.56	1.59	1.53	9999	1.84	1.82	1.80	1.76	1.73	1.73	1.73	1.79	1.63
10	1.79	1.83	1.85	1.89	1.82	1.97	1.90	1.74	1.75	1.75	1.73	1.72	1.74	1.78	9999	9999	1.72	1.69	1.66	1.67	1.71	1.54	1.53	1.58	1.74
11	1.59	1.66	1.64	1.62	1.66	1.66	1.68	1.63	1.63	1.64	1.64	1.58	1.56	1.60	1.63	1.66	9999	1.61	1.57	1.55	1.58	1.54	1.58	1.55	1.61
12	1.53	1.58	1.56	1.54	1.51	1.59	1.61	1.58	1.58	1.59	1.47	9999	9999	9999	9999	1.77	1.80	1.71	1.71	1.72	1.74	1.77	1.80	1.81	1.65
13	1.83	1.84	1.78	1.78	1.79	1.85	1.88	1.81	1.81	1.80	1.79	1.80	1.71	9999	9999	1.68	1.67	1.66	1.65	1.67	1.73	1.86	1.78	1.83	1.77
14	1.88	1.87	2.29	2.41	2.40	2.28	2.32	2.17	2.05	1.77	1.72	1.69	1.69	1.65	1.65	9999	1.71	1.72	1.82	1.95	1.83	1.70	1.86	1.93	1.93
15	2.16	2.18	2.04	2.09	2.17	2.35	2.29	2.28	2.03	1.79	1.76	1.75	9999	1.69	1.68	1.70	1.71	1.71	1.69	1.77	1.70	1.69	1.69	1.68	1.90
16	1.67	1.67	1.68	1.71	1.78	1.74	1.75	1.74	1.73	1.72	9999	1.74	1.73	1.73	1.72	1.71	1.71	1.70	1.69	1.68	1.68	1.73	1.76	1.72	1.72
17	1.69	1.74	1.71	1.85	1.92	1.81	1.84	1.93	1.89	1.92	1.83	1.77	1.78	1.79	1.80	1.81	1.82	1.72	1.91	1.80	1.95	1.84	1.80	1.76	1.82
18	1.80	2.05	2.09	1.85	1.90	1.88	1.74	1.72	1.84	1.77	9999	9999	1.74	1.79	1.75	1.70	1.70	1.71	1.71	1.71	1.82	2.16	2.04	1.91	1.84
19	2.03	2.23	2.08	2.41	2.39	2.04	1.93	1.90	1.84	1.79	1.81	9999	9999	2.12	2.10	2.05	2.02	1.98	1.98	1.97	2.02	2.10	2.17	2.26	2.06
20	2.29	2.28	2.31	2.17	2.11	2.11	2.10	2.10	2.09	2.09	2.09	2.06	2.05	2.03	2.02	9999	1.71	1.71	1.73	1.78	1.85	1.72	1.68	1.67	1.99
21	1.66	1.65	1.64	1.68	1.68	1.72	1.74	1.77	1.89	1.96	1.86	1.77	1.75	9999	1.75	1.73	1.71	1.70	1.73	1.85	1.90	1.95	2.00	2.03	1.79
22	2.06	2.13	2.16	2.22	2.07	2.01	1.98	1.98	1.97	1.95	1.82	1.77	9999	9999	9999	1.70	1.66	1.68	1.70	1.67	1.67	1.71	1.75	1.78	1.88
23	1.80	1.89	1.92	1.94	1.95	1.95	1.93	1.84	1.75	1.66	1.63	1.63	1.70	1.66	1.62	9999	1.66	1.66	1.66	1.66	1.68	1.70	1.73	1.75	1.76
24	1.77	1.79	1.93	1.90	1.86	1.93	1.88	1.81	1.84	1.88	1.90	1.82	1.69	1.72	1.76	1.79	1.67	1.68	1.73	1.69	1.73	1.77	1.79	1.80	1.80
25	1.84	1.92	1.94	1.96	1.88	1.79	1.79	1.79	1.94	2.07	1.81	1.68	1.68	1.68	1.68	1.68	9999	1.72	1.62	1.64	1.77	1.73	1.71	1.72	1.78
26	1.74	1.76	1.78	1.90	1.92	2.01	1.92	1.82	1.78	1.76	1.75	1.73	1.71	1.60	1.59	1.58	1.58	9999	1.60	1.76	1.76	1.66	1.74	1.82	1.75
27	1.85	1.88	1.91	1.95	2.06	2.00	1.97	1.74	1.68	1.67	1.66	1.66	1.65	1.64	9999	1.61	1.60	1.61	1.64	1.86	1.68	1.68	1.70	1.72	1.76
28	1.76	1.91	1.84	1.92	1.98	2.01	2.00	1.99	1.99	9999	9999	9999	1.93	1.91	1.88	1.85	9999	1.95	1.92	1.94	1.97	2.02	2.07	2.12	1.95
29	2.17	2.17	2.04	2.10	2.05	2.05	2.09	2.08	2.05	1.98	1.92	1.85	9999	1.78	1.75	1.70	1.65	1.60	1.58	1.61	1.64	1.66	1.67	1.72	1.87
30	1.71	1.73	1.76	1.82	1.90	1.97	1.96	1.94	1.86	1.63	1.64	1.65	1.67	1.68	1.70	1.71	9999	1.69	1.67	1.64	1.71	1.78	1.85	1.90	1.76
31	1.86	1.82	1.77	1.73	2.03	2.03	2.01	1.97	1.93	1.89	1.85	1.81	1.77	9999	1.77	1.77	1.76	1.79	1.83	1.75	1.96	1.82	1.96	1.88	1.86

HOURLY MAX: 1ST 2.44 ON DAY 5 HOUR 0
2ND 2.41 ON DAY 14 HOUR 3

N.E. CORRIDOR HYDROCARBON STUDY
HOURLY AVERAGE REPORT
****

STATE	21	MARYLAND
AREA	80	ANNE ARUNDEL
SITE	19	W9 (FORT MEADE)
PARAMETER	43102	NON-METHANE HYDROCARBONS
UNITS	7	PARTS PER MILLION

YEAR 1980
MONTH AUGUST

DAY	HOUR 00	01	02	03	04	05	06	07	08	09	10	11	12	13	14	15	16	17	18	19	20	21	22	23	DAILY AVG
1	.15	.15	.15	.21	.27	.30	.27	.24	.36	.42	.27	.15	.15	.15	.15	.18	9999	9999	.12	.12	.15	.15	.18	.18	.20
2	.18	.12	.12	.18	.12	.21	.24	.15	.15	.21	.15	.09	.09	.12	.09	9999	9999	.15	.12	.09	.12	.12	.12	.12	.14
3	.12	.15	.15	.15	.15	.18	.18	.15	.15	.15	.15	.15	.15	9999	.12	.12	.00	.03	.03	.00	.00	.00	.03	.06	.10
4	.15	.24	.21	.15	.15	.15	.21	.15	.24	.30	.21	.12	.12	.09	.15	9999	9999	.03	.03	.09	.06	.03	.06	.06	.14
5	.06	.06	.03	.03	.03	.06	.24	.24	.15	.21	.12	.12	.15	9999	.15	.15	.06	.03	.03	.03	.06	.12	.15	.18	.11
6	.30	.42	.39	.36	.30	.18	.27	.33	.15	.00	.00	.00	.00	.00	9999	.06	.03	.03	.03	.03	.09	.09	.06	.06	.14
7	.06	.12	.12	.12	.09	.12	.21	.18	.15	.18	.15	.12	.12	.09	.06	.03	9999	.06	.03	.06	.09	.18	.24	.12	.12
8	.09	.09	.12	.24	.24	.24	.36	9999	9999	9999	9999	9999	9999	9999	9999	9999	.12	.12	.12	.15	.24	.21	.18	.18	9999
9	.30	.18	.09	.06	.06	.03	.03	.06	.09	.09	.09	.09	.06	.06	.06	9999	.06	.03	.03	.03	.06	.06	.06	.12	.08
10	.15	.18	.18	.27	.12	.21	.15	.03	.03	.03	.03	.03	.03	.03	9999	9999	.06	.09	.09	.09	.12	.06	.03	.03	.09
11	.03	.03	.03	.03	.06	.09	.15	.12	.09	.12	.15	.15	.18	.15	.09	.06	9999	.12	.12	.09	.15	.15	.18	.09	.11
12	.06	.09	.03	.03	.03	.06	.15	.24	.30	.33	9999	9999	9999	9999	9999	.00	.03	.00	.00	.06	.15	.15	.09	.09	.10
13	.06	.03	.00	.00	.00	.03	.09	.06	.03	.00	.00	.00	.00	9999	9999	.03	.00	.00	.03	.30	.30	.06	.18	.18	.06
14	.27	.24	.12	.15	.12	.18	.24	.12	.18	.18	.12	.12	.09	.06	.03	9999	.00	.00	.00	.00	.00	.00	.00	.00	.10
15	.00	.00	.00	.06	.12	.12	.27	.45	.30	.06	.00	.00	9999	.06	.15	.12	.12	.12	.15	.06	.09	.06	.03	.00	.10
16	.00	.00	.00	.00	.00	.00	.00	.00	.00	.00	9999	.03	.03	.03	.00	.03	.03	.03	.03	.03	.24	.30	.09	.03	.04
17	.03	.00	.00	.09	.06	.00	.06	.06	.06	.15	.03	.00	.00	.00	.00	.00	.00	.00	.00	.00	.03	.00	.06	.12	.03
18	.12	.15	.06	.00	.00	.00	.03	.06	.06	.00	9999	9999	.00	.00	.00	.00	.00	.00	.00	.00	.00	.06	.03	.00	.03
19	.00	.00	.00	.00	.06	.15	.24	.30	.27	.12	.15	9999	9999	.09	.06	.00	.00	.00	.00	.03	.06	.03	.15	.27	.09
20	.42	.45	.27	.03	.00	.00	.00	.00	.00	.00	.00	.06	.06	.09	.09	.09	.12	.12	.12	.18	.15	.06	.03	.00	.10
21	.00	.00	.00	.00	.00	.00	.15	.15	.24	.36	.27	.18	.15	.15	.06	.06	.06	.09	.15	.24	.30	.36	.39	.39	.16
22	.57	.51	.42	.39	.36	.30	.27	.24	.21	.21	.09	.12	.15	.21	.27	.12	.12	.15	.24	.24	.30	.36	.36	.42	.28
23	.39	.42	.45	.45	.36	.33	.30	.24	.18	.09	.03	.09	.03	.06	.00	.06	.06	.06	.06	.06	.09	.09	.12	.15	.17
24	.15	.12	.18	.24	.15	.15	.15	.12	.15	.15	.18	.06	.06	.06	.06	.06	.06	.03	.06	.12	.21	.21	.24	.27	.14
25	.33	.27	.24	.21	.18	.12	.12	.18	.30	.45	.12	.06	.15	.06	.09	.06	.03	.09	.09	.15	.30	.36	.18	.12	.18
26	.12	.18	.21	.21	.30	.30	.42	.36	.24	.12	.00	.00	.00	.00	.00	.00	.00	.03	.03	.06	.15	.30	.33	.24	.15
27	.30	.42	.54	.63	.69	.60	.69	.60	.24	.21	.21	.15	.12	.09	.09	.09	.03	.03	.06	.12	.12	.21	.33	.27	.29
28	.30	.39	.30	.27	.33	.42	.57	.69	.36	.18	9999	9999	.15	.12	.09	.09	.09	.24	.18	.21	.18	.30	.36	.33	.28
29	.36	.33	.33	.27	.42	.54	.81	1.11	.42	.30	.12	.12	.09	.09	.09	.06	.03	.03	.03	.03	.06	.09	.03	.03	.24
30	.33	.18	.18	.24	.12	.09	.00	.00	.00	.00	.00	.00	.00	.00	.00	.00	.00	.00	.00	.00	.00	.00	.00	.00	.05
31	.00	.00	.00	.00	.00	.00	.00	.00	.00	.00	.00	.00	.00	.03	.06	.06	.06	.06	.06	.09	.09	.09	.06	.03	.03

HOURLY MAX: 1ST 1.11 ON DAY 29 HOUR 7
2ND .81 ON DAY 29 HOUR 6

N.E. CORRIDOR HYDROCARBON STUDY
HOURLY AVERAGE REPORT
****

STATE	21	MARYLAND
AREA	80	ANNE ARUNDEL
SITE	19	W9 (FORT MEADE)
PARAMETER	43201	METHANE (CH4)
UNITS	7	PARTS PER MILLION

YEAR	1980
MONTH	SEPTEMBER

DAY	HOUR 00	01	02	03	04	05	06	07	08	09	10	11	12	13	14	15	16	17	18	19	20	21	22	23	DAILY AVG
1	1.85	1.92	1.90	1.94	1.87	1.92	1.87	1.84	1.82	1.84	9999	1.77	1.77	1.76	1.75	1.74	1.74	1.75	1.78	1.84	1.76	1.80	1.95	2.04	1.84
2	2.05	2.11	2.15	2.05	2.01	1.94	1.92	1.91	1.90	1.84	1.82	1.75	9999	1.71	1.72	1.73	1.75	1.71	1.71	1.71	1.66	1.67	1.68	1.69	1.83
3	1.70	1.71	1.72	1.73	1.75	1.75	1.71	1.69	1.69	1.69	1.69	1.68	1.68	1.68	1.68	1.68	1.68	1.68	1.73	1.78	1.83	1.88	1.95	1.95	1.74
4	2.11	2.10	2.13	2.13	2.11	2.10	2.29	2.24	2.13	1.90	1.74	1.75	1.72	9999	1.64	1.66	1.68	1.71	1.67	1.63	1.65	1.66	1.68	1.69	1.87
5	1.71	1.77	1.81	1.72	1.74	1.73	1.74	1.74	1.73	1.73	1.72	1.71	1.60	9999	1.68	1.65	1.63	1.63	1.67	1.66	1.69	1.70	1.96	1.82	1.72
6	1.81	2.04	1.88	1.91	1.95	2.02	2.03	2.03	2.03	2.14	1.99	1.87	1.79	9999	1.75	1.77	1.78	1.80	1.81	1.83	1.87	1.82	1.80	1.80	1.89
7	1.80	1.83	1.90	1.89	1.86	1.83	1.81	1.78	1.65	1.65	1.65	1.64	1.64	1.63	1.63	1.62	1.62	1.62	1.61	1.68	1.74	1.79	1.83	1.85	1.73
8	1.87	1.89	1.90	1.92	1.94	1.96	1.80	1.86	1.81	1.76	1.67	1.67	1.66	1.66	1.65	9999	1.68	1.73	1.74	1.73	1.77	1.83	1.89	1.95	1.80
9	1.91	1.99	2.02	2.07	2.04	2.04	2.09	2.37	2.02	1.86	1.86	1.68	1.68	9999	1.69	1.68	1.71	1.79	1.81	1.79	1.89	1.74	1.75	1.77	1.88
10	1.79	1.80	1.73	1.75	1.77	1.80	1.86	1.80	1.79	1.78	1.78	1.77	1.76	9999	1.68	1.70	1.72	1.74	1.76	1.78	1.80	1.80	1.76	1.77	1.77
11	1.79	1.80	1.86	1.93	2.01	2.14	2.32	2.26	2.03	1.92	1.82	1.71	1.71	1.72	1.72	1.72	1.72	1.73	1.73	1.74	1.83	1.89	1.98	2.06	1.88
12	2.12	2.15	2.15	2.11	2.14	2.29	2.42	2.40	2.11	1.90	1.82	1.80	1.78	1.76	9999	1.75	1.76	1.76	1.80	1.79	1.78	1.78	1.77	1.81	1.95
13	1.84	1.96	2.01	2.16	2.05	2.12	2.06	2.32	1.99	2.08	1.76	1.64	1.64	1.65	1.65	9999	9999	9999	9999	9999	9999	9999	9999	9999	9999
14	9999	9999	9999	9999	9999	9999	9999	9999	9999	9999	9999	9999	9999	9999	9999	9999	9999	9999	9999	9999	9999	9999	9999	9999	9999
15	9999	9999	9999	9999	9999	9999	9999	9999	9999	9999	9999	9999	9999	9999	9999	9999	9999	9999	9999	9999	9999	9999	9999	9999	9999
16	9999	9999	9999	9999	9999	9999	9999	9999	9999	9999	9999	9999	9999	9999	9999	9999	9999	9999	9999	9999	9999	9999	9999	9999	9999
17	9999	9999	9999	9999	9999	9999	9999	9999	9999	9999	9999	9999	9999	9999	9999	9999	9999	9999	9999	9999	9999	9999	9999	9999	9999
18	9999	9999	9999	9999	9999	9999	9999	9999	9999	9999	9999	9999	9999	9999	9999	9999	9999	9999	9999	9999	9999	9999	9999	9999	9999
19	9999	9999	9999	9999	9999	9999	9999	9999	9999	9999	9999	9999	9999	9999	9999	9999	9999	9999	9999	9999	9999	9999	9999	9999	9999
20	9999	9999	9999	9999	9999	9999	9999	9999	9999	9999	9999	9999	9999	9999	9999	9999	9999	9999	9999	9999	9999	9999	9999	9999	9999
21	9999	9999	9999	9999	9999	9999	9999	9999	9999	9999	9999	9999	9999	9999	9999	9999	9999	9999	9999	9999	9999	9999	9999	9999	9999
22	9999	9999	9999	9999	9999	9999	9999	9999	9999	9999	9999	9999	9999	9999	9999	9999	9999	9999	9999	9999	9999	9999	9999	9999	9999
23	9999	9999	9999	9999	9999	9999	9999	9999	9999	9999	9999	9999	9999	9999	9999	9999	9999	9999	9999	9999	9999	9999	9999	9999	9999
24	9999	9999	9999	9999	9999	9999	9999	9999	9999	9999	9999	9999	9999	9999	9999	9999	9999	9999	9999	9999	9999	9999	9999	9999	9999
25	9999	9999	9999	9999	9999	9999	9999	9999	9999	9999	9999	9999	9999	9999	9999	9999	9999	9999	9999	9999	9999	9999	9999	9999	9999
26	9999	9999	9999	9999	9999	9999	9999	9999	9999	9999	9999	9999	9999	9999	9999	9999	9999	9999	9999	9999	9999	9999	9999	9999	9999
27	9999	9999	9999	9999	9999	9999	9999	9999	9999	9999	9999	9999	9999	9999	9999	9999	9999	9999	9999	9999	9999	9999	9999	9999	9999
28	9999	9999	9999	9999	9999	9999	9999	9999	9999	9999	9999	9999	9999	9999	9999	9999	9999	9999	9999	9999	9999	9999	9999	9999	9999
29	9999	9999	9999	9999	9999	9999	9999	9999	9999	9999	9999	9999	9999	9999	9999	9999	9999	9999	9999	9999	9999	9999	9999	9999	9999
30	9999	9999	9999	9999	9999	9999	9999	9999	9999	9999	9999	9999	9999	9999	9999	9999	9999	9999	9999	9999	9999	9999	9999	9999	9999

HOURLY MAX: 1ST 2.42 ON DAY 12 HOUR 6
2ND 2.40 ON DAY 12 HOUR 7

N.E. CORRIDOR HYDROCARBON STUDY
HOURLY AVERAGE REPORT
****

STATE	21	MARYLAND
AREA	80	ANNE ARUNDEL
SITE	19	W9 (FORT MEADE)
PARAMETER	43102	NON-METHANE HYDROCARBONS
UNITS	7	PARTS PER MILLION

YEAR 1980
MONTH SEPTEMBER

HOUR

DAY	00	01	02	03	04	05	06	07	08	09	10	11	12	13	14	15	16	17	18	19	20	21	22	23	DAILY AVG
1	.00	.00	.00	.03	.06	.06	.09	.12	.12	.15	9999	.09	.06	.06	.06	.06	.06	.06	.03	.03	.03	.03	.00	.00	.05
2	.00	.03	.03	.03	.06	.09	.27	.27	.24	.15	.12	.15	9999	.15	.15	.12	.12	.15	.21	.30	.24	.00	.00	.03	.13
3	.03	.06	.06	.09	.09	.12	.18	.15	.06	.03	.06	.09	.09	.09	.06	.06	.06	.06	.03	.06	.21	.36	.42	.45	.12
4	.39	.39	.45	.45	.45	.42	.60	.63	.54	.30	.15	.09	.09	.09	.06	.03	.00	.00	.00	.00	.00	.00	.00	.03	.22
5	.03	.03	.06	.00	.00	.00	.06	.06	.06	.06	.03	.00	.00	9999	.00	.00	.00	.00	.00	.00	.00	.00	.00	.00	.02
6	.00	.03	.06	.06	.09	.12	.12	.15	.15	.24	.27	.12	.06	9999	.12	.09	.09	.06	.06	.12	.12	.12	.12	.09	.11
7	.09	.12	.12	.03	.03	.03	.03	.00	.00	.00	.03	.03	.03	.03	.03	.06	.06	.06	.06	.09	.09	.18	.12	.06	.06
8	.06	.09	.09	.12	.12	.15	.27	.39	.27	.06	.06	.06	.06	.06	.06	9999	.06	.06	.06	.09	.24	.27	.30	.30	.14
9	.39	.30	.30	.39	.39	.36	.33	.60	.30	.15	.03	.06	.09	9999	.00	.00	.00	.00	.00	.00	.00	.00	.00	.00	.16
10	.03	.06	.06	.06	.00	.00	.00	.00	.00	.00	.00	.00	.06	9999	.06	.06	.06	.06	.06	.06	.06	.06	.06	.06	.04
11	.06	.06	.06	.09	.21	.33	.48	.33	.15	.09	.06	.06	.06	.06	.06	.06	.09	.09	.09	.12	.39	.42	.51	.54	.19
12	.48	.51	.57	.36	.51	.72	.78	.69	.45	.21	.21	.12	.09	.06	9999	.09	.09	.09	.12	.21	.30	.30	.78	.45	.36
13	.54	.33	.27	.42	.45	.54	.45	.21	.06	.09	.09	.06	.06	.06	.06	9999	9999	9999	9999	9999	9999	9999	9999	9999	9999
14	9999	9999	9999	9999	9999	9999	9999	9999	9999	9999	9999	9999	9999	9999	9999	9999	9999	9999	9999	9999	9999	9999	9999	9999	9999
15	9999	9999	9999	9999	9999	9999	9999	9999	9999	9999	9999	9999	9999	9999	9999	9999	9999	9999	9999	9999	9999	9999	9999	9999	9999
16	9999	9999	9999	9999	9999	9999	9999	9999	9999	9999	9999	9999	9999	9999	9999	9999	9999	9999	9999	9999	9999	9999	9999	9999	9999
17	9999	9999	9999	9999	9999	9999	9999	9999	9999	9999	9999	9999	9999	9999	9999	9999	9999	9999	9999	9999	9999	9999	9999	9999	9999
18	9999	9999	9999	9999	9999	9999	9999	9999	9999	9999	9999	9999	9999	9999	9999	9999	9999	9999	9999	9999	9999	9999	9999	9999	9999
19	9999	9999	9999	9999	9999	9999	9999	9999	9999	9999	9999	9999	9999	9999	9999	9999	9999	9999	9999	9999	9999	9999	9999	9999	9999
20	9999	9999	9999	9999	9999	9999	9999	9999	9999	9999	9999	9999	9999	9999	9999	9999	9999	9999	9999	9999	9999	9999	9999	9999	9999
21	9999	9999	9999	9999	9999	9999	9999	9999	9999	9999	9999	9999	9999	9999	9999	9999	9999	9999	9999	9999	9999	9999	9999	9999	9999
22	9999	9999	9999	9999	9999	9999	9999	9999	9999	9999	9999	9999	9999	9999	9999	9999	9999	9999	9999	9999	9999	9999	9999	9999	9999
23	9999	9999	9999	9999	9999	9999	9999	9999	9999	9999	9999	9999	9999	9999	9999	9999	9999	9999	9999	9999	9999	9999	9999	9999	9999
24	9999	9999	9999	9999	9999	9999	9999	9999	9999	9999	9999	9999	9999	9999	9999	9999	9999	9999	9999	9999	9999	9999	9999	9999	9999
25	9999	9999	9999	9999	9999	9999	9999	9999	9999	9999	9999	9999	9999	9999	9999	9999	9999	9999	9999	9999	9999	9999	9999	9999	9999
26	9999	9999	9999	9999	9999	9999	9999	9999	9999	9999	9999	9999	9999	9999	9999	9999	9999	9999	9999	9999	9999	9999	9999	9999	9999
27	9999	9999	9999	9999	9999	9999	9999	9999	9999	9999	9999	9999	9999	9999	9999	9999	9999	9999	9999	9999	9999	9999	9999	9999	9999
28	9999	9999	9999	9999	9999	9999	9999	9999	9999	9999	9999	9999	9999	9999	9999	9999	9999	9999	9999	9999	9999	9999	9999	9999	9999
29	9999	9999	9999	9999	9999	9999	9999	9999	9999	9999	9999	9999	9999	9999	9999	9999	9999	9999	9999	9999	9999	9999	9999	9999	9999
30	9999	9999	9999	9999	9999	9999	9999	9999	9999	9999	9999	9999	9999	9999	9999	9999	9999	9999	9999	9999	9999	9999	9999	9999	9999

HOURLY MAX: 1ST .78 ON DAY 12 HOUR 6
2ND .78 ON DAY 12 HOUR 22

TECHNICAL REPORT DATA
(Please read Instructions on the reverse before completing)

1. REPORT NO. EPA-450/4-80-340	2.	3. RECIPIENT'S ACCESSION NO.
4. TITLE AND SUBTITLE Northeast Corridor Regional Modeling Project (NECRMP) Continuous Non-methane Organic Compound Data Collection		5. REPORT DATE November 1980
		6. PERFORMING ORGANIZATION CODE
7. AUTHOR(S) Edward W. Mullin, Jr. and Ronald D. Heavner		8. PERFORMING ORGANIZATION REPORT NO. PN 3489
9. PERFORMING ORGANIZATION NAME AND ADDRESS PEDCo Environmental, Inc. 11499 Chester Road Cincinnati, Ohio 45246		10. PROGRAM ELEMENT NO.
		11. CONTRACT/GRANT NO. 68-02-3519
12. SPONSORING AGENCY NAME AND ADDRESS United States Environmental Protection Agency Office of Air Quality Planning and Standards Research Triangle Park, North Carolina 27711		13. TYPE OF REPORT AND PERIOD COVERED Final
		14. SPONSORING AGENCY CODE

15. SUPPLEMENTARY NOTES

EPA Project Officer: Edward J. Hanks, Jr. (919) 541-5474
Contractor Project Manager: Edward W. Mullin, Jr. (513) 782-4700

16. ABSTRACT

This program was proposed 1) to measure non-methane organic compounds (NMOC) at seventeen (17) selected sites in or near Boston, Baltimore, Washington, and New York, and 2) to measure $NO/NO_2/NO_x$ at one site in Baltimore and one in Washington. These NMOC and $NO/NO_2/NO_x$ measurements will be used to supplement others made by Federal, State, and local agencies and contractors monitoring ozone, $NO/NO_2/NO_x$, and meteorological parameters as part of the 1980 Northeast Corridor Regional Modeling Project (NECRMP). This report presents the data collection from June 1 to September 12, 1980.

17. KEY WORDS AND DOCUMENT ANALYSIS

a. DESCRIPTORS	b. IDENTIFIERS/OPEN ENDED TERMS	c. COSATI Field/Group
Air pollution Nitrogen oxide, nitrogen oxide Nitrogen dioxide Organic compounds	Air Quality Monitoring Northeast Corridor Regional Modeling Project (NECRMP) $NO/NO_2/NO_x$ Non-methane organics (NMOC)	13B 07B 07C

18. DISTRIBUTION STATEMENT Unlimited	19. SECURITY CLASS *(This Report)* Unclassified	21. NO. OF PAGES 240
	20. SECURITY CLASS *(This page)* Unclassified	22. PRICE

EPA Form 2220-1 (9-73)