530R94039D

State Detail Analysis

The Biennial RCRA Hazardous Waste Report (Based on 1991 Data)

Contents

EXECUTIVE SUMMARY ES-1

ALABAMA 1
ALASKA 10
ARIZONA 18
ARKANSAS 26
CALIFORNIA 34
COLORADO 44
CONNECTICUT 52
DELAWARE 60
DISTRICT OF COLUMBIA 68
FLORIDA 73
GEORGIA 81
GUAM 89
HAWAII 93
IDAHO 101
ILLINOIS 109
INDIANA 118
IOWA 127
KANSAS 135
KENTUCKY 143
LOUISIANA 151
MAINE 159
MARYLAND 166
MASSACHUSETTS 174
MICHIGAN 182
MINNESOTA 192
MISSISSIPPI 200
MISSOURI 209
MONTANA 217
NEBRASKA 225
NEVADA 233
NEW HAMPSHIRE 241
NEW JERSEY 246
NEW MEXICO 254
NEW YORK 261
NORTH CAROLINA 270
NORTH DAKOTA 278
OHIO 285
OKLAHOMA 293
OREGON 301
PENNSYLVANIA 309
PUERTO RICO 317
RHODE ISLAND 325
SOUTH CAROLINA 333
SOUTH DAKOTA 341
TENNESSEE 345
TEXAS 353
TRUST TERRITORIES 361

UTAH 365
VERMONT 373
VIRGIN ISLANDS 377
VIRGINIA 382
WASHINGTON 390
WEST VIRGINIA 398
WISCONSIN 406
WYOMING 414

Executive Summary

The Biennial RCRA Hazardous Waste Report (Based on 1991 Data)

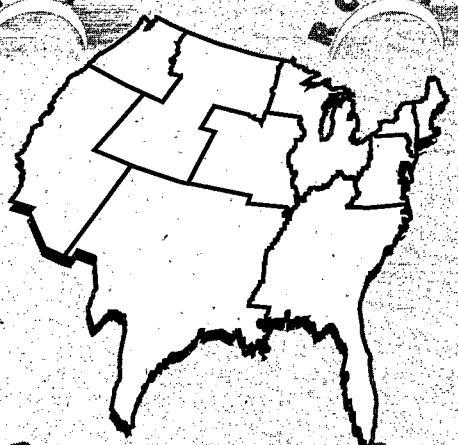



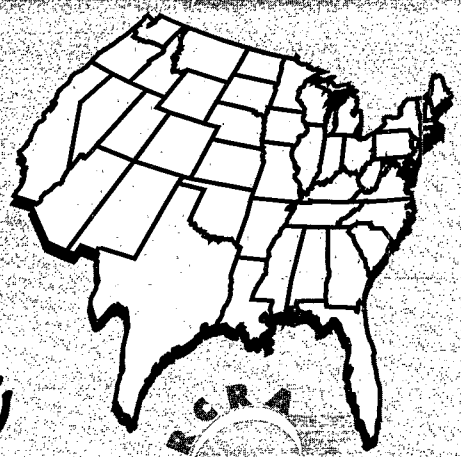



EXECUTIVE SUMMARY

The United States Environmental Protection Agency (EPA), in cooperation with the States,[1] biennially collects information regarding the generation, management, and final disposition of hazardous wastes regulated under the Resource Conservation and Recovery Act of 1976 (RCRA), as amended. The purpose of this report is to communicate the findings of EPA's 1991 Biennial Reporting System (BRS) data collection efforts to the public, government agencies, and the regulated community.[2] The report consists of six documents:

- Executive Summary--an overview of national hazardous waste generation and management practices;
- National Analysis--a detailed look at waste handling practices in the EPA regions, the states and at the largest facilities in the nation, including quantities of generation, management, shipments and receipts, and interstate imports and exports, as well as counts of generators and managers;
- State Summary Analysis--two-page overviews of the generation and management practices of individual states;
- State Detail Analysis--a detailed look at each state's waste handling practices, including overall totals for generation, management, and shipments and receipts, as well as totals for the largest fifty facilities;
- List of Large Quantity Generators--identifies every hazardous waste generator in the United States that reported itself to be a large quantity generator in 1991; and
- List of Treatment, Storage and Disposal Facilities--identifies every hazardous waste manager in the United States that reported itself to be a treatment, storage or disposal facility in 1991.

[1]The term "state" includes the District of Columbia, Puerto Rico, Guam, the Trust Territories, and the Virgin Islands, in addition to the 50 United States.

[2]BRS respondents have submitted Confidential Business Information (CBI) pursuant to 40 CFR 260.2(b). While not included in any public BRS database, CBI has been incorporated into this report wherever possible. Where CBI has been omitted to preserve confidentiality, a footnote has been provided.

RCRA HAZARDOUS WASTE GENERATION

In 1991, 23,426 large quantity generators produced 306 million tons of hazardous wastes regulated by RCRA.[3] This is an increase of 3,000 generators and 108 million tons of waste compared to 1989. As identified in Exhibit 1, the largest hazardous waste generating states were Texas (104 million tons), Michigan (32 million tons), Louisiana (31 million tons), and New Jersey (29 million tons). Together, these states accounted for 64% of the national total.

In comparing 1991 and 1989 data, it is important to note that many new wastes were captured by RCRA in 1990 with the promulgation of the Toxicity Characteristic (TC) Rule. The TC Rule added 25 new hazardous waste codes (D018-D043) and required more stringent analytical tests for the presence of toxic constituents in waste. These codes captured, at a minimum, 137 million tons of previously unregulated wastes. An additional 25 million tons were described by D018-D043 mixed with other waste codes. This suggests that the new toxicity characteristic waste listings captured between 137 and 162 million tons of previously non-regulated wastes. Excluding these newly regulated wastes, the amount of hazardous waste generated in 1991 was between 29 and 54 million tons less than the 198 million tons reported in 1989.

Hazardous waste generators are included in the "National Biennial RCRA Hazardous Waste Report" if they identified themselves as large quantity generators. The following are the federal criteria for being a large quantity generator:

- The generator generated in any single month 1,000 kg (2,200 lbs. or 1.1 tons) or more of RCRA hazardous waste; or

- The generator generated in any single month, or accumulated at any time, 1 kg (2.2 lbs) of RCRA acute hazardous waste; or

- The generator generated or accumulated at any time more than 100 kg (220

[3]This quantity only includes waste managed in treatment units subject to RCRA permitting standards or transportation regulations. Hazardous waste managed in units exempt from RCRA permitting standards, such as treatment systems permitted by the National Pollutant Discharge Elimination System (NPDES), was not included in this report.

lbs) of spill cleanup material contaminated with RCRA acute hazardous waste.

According to these criteria, a generator that reports more than 13.2 tons (12 months x 1.1 tons) of annual hazardous waste generation must be a large quantity generator, because the generator must have generated at least 1.1 tons in at least one month. A generator that reports less than 13.2 tons in a year may not be a large quantity generator, because they may have generated less than 1.1 tons in every month. Of the 23,426 generators that identified themselves as large quantity generators, there are 14,190 generators that generated more than 13.2 tons in 1991, 8,086 that generated between 1.1 and 13.2 tons, and 1,150 that generated less than 1.1 tons.

It is important to note that the large quantity generators identified in this report have been included on the basis of the best available and most current information provided electronically to the EPA by the States. Both the EPA and the States have made significant efforts to ensure the accuracy of these data. However, the large quantity generator counts may include some generators that met lower, state-defined thresholds for large quantity generators. The EPA and the States endeavor to control for variation in state programs, but it is not always possible to distinguish generators that the federal threshold determines to be large quantity generators from generators that a state threshold determines to be large quantity generators. The EPA and the States also endeavor to ensure that only federally regulated wastes are counted in the determination of federal large quantity generators, but the large quantity generator counts may include generators that, when determining whether they were large quantity generators, counted wastes regulated only by their states or wastes that are exempt from federal regulation.

RCRA HAZARDOUS WASTE MANAGEMENT

In 1991, 3,862 treatment, storage, or disposal facilities (TSDs) subject to RCRA permitting standards managed 294 million tons of hazardous waste. This represents an 800 facility increase in the number of TSDs and a 98 million ton increase in the amount of waste managed as compared to 1989. As identified in Exhibit 2, the states managing the largest quantities of hazardous wastes were Texas (104 million tons), Michigan (32 million tons), Louisiana (32 million tons), and New Jersey (30 million tons). Together, these

states accounted for 67% of the national management total.

The majority (76%) of the national total was managed in aqueous treatment units. One hundred and thirty-two (132) million tons were managed in aqueous organic treatment units, 19 million tons in aqueous inorganic treatment units, and 74 million tons in both inorganic and organic aqueous treatment units.

Land disposal accounts for 9.0% of the management total. Nationwide, 23 million tons of hazardous wastes were disposed in underground injection wells, 1.7 million tons were disposed in landfills, 240 thousand tons were managed in surface impoundments, and 52 thousand tons were managed by land application (land farming).

Recovery operations account for 2.2% of the national management total. Facilities reported that 3.6 million tons were managed in solvent recovery units, 1.4 million tons were managed in fuel blending units, 1.0 million tons were managed in metals recovery units, and 480 thousand tons were recovered by other methods such as acid regeneration, waste oil recovery, and non-solvent organic recovery.

Thermal treatment accounts for 1.1% of the national management total. A total of 1.9 million tons were incinerated, while facilities reused 1.5 million tons as fuel in boilers or industrial furnaces.

RCRA HAZARDOUS WASTE SHIPMENTS AND RECEIPTS

In 1991, 24,000 facilities reported shipping a total of 13 million tons of waste, of which five million tons were shipped interstate. The states that shipped (in or out of state) the largest quantities of wastes were Texas, Connecticut and Michigan. The states that received the largest quantities of waste (from in or out of state) were California, Ohio and Michigan. The largest net importers (imports minus exports) were Ohio (150 thousand tons), South Carolina (127 thousand tons), and Kansas (110 thousand tons). The largest net exporters (exports minus imports) were Massachusetts (197 thousand tons), California (136 thousand tons), and Texas (131 thousand tons).

Exhibit 1 Quantity of RCRA Hazardous Waste Generated, and Number of Hazardous Waste Generators, by State, 1991

STATE	HAZARDOUS WASTE QUANTITY			HAZARDOUS WASTE GENERATORS		
	RANK	TONS GENERATED	PERCENTAGE	RANK	NUMBER OF GENERATORS	PERCENTAGE
ALABAMA	27	559,823	0.2	23	277	1.2
ALASKA	42	24,141	0.0	45	58	0.2
ARIZONA	34	158,279	0.1	26	249	1.1
ARKANSAS	23	748,018	0.2	34	149	0.6
CALIFORNIA	8	12,925,393	4.2	2	2,116	9.0
COLORADO	30	478,343	0.2	35	146	0.6
CONNECTICUT	15	2,062,163	0.7	15	483	2.1
DELAWARE	43	20,531	0.0	43	63	0.3
DISTRICT OF COLUMBIA	53	975	0.0	52	11	0.0
FLORIDA	28	508,839	0.2	18	399	1.7
GEORGIA	22	757,885	0.2	18	399	1.7
GUAM	55	346	0.0	53	8	0.0
HAWAII	51	2,032	0.0	48	35	0.1
IDAHO	12	4,350,064	1.4	47	40	0.2
ILLINOIS	7	13,086,020	4.3	7	1,229	5.2
INDIANA	19	1,633,861	0.5	11	671	2.9
IOWA	37	126,218	0.0	32	155	0.7
KANSAS	13	3,215,044	1.1	29	177	0.8
KENTUCKY	29	487,622	0.2	16	465	2.0
LOUISIANA	3	31,486,169	10.3	22	309	1.3
MAINE	46	11,657	0.0	32	155	0.7
MARYLAND	39	75,911	0.0	17	430	1.8
MASSACHUSETTS	32	274,985	0.1	14	552	2.4
MICHIGAN	2	31,862,518	10.4	9	755	3.2
MINNESOTA	11	5,662,647	1.9	24	276	1.2
MISSISSIPPI	9	8,050,831	2.6	28	178	0.8
MISSOURI	24	686,651	0.2	20	389	1.7
MONTANA	47	11,177	0.0	46	54	0.2
NEBRASKA	40	35,705	0.0	40	86	0.4
NEVADA	48	9,951	0.0	41	71	0.3
NEW HAMPSHIRE	44	17,309	0.0	30	166	0.7
NEW JERSEY	4	29,490,704	9.6	3	1,661	7.1
NEW MEXICO	35	155,943	0.1	42	68	0.3
NEW YORK	5	18,036,041	5.9	1	2,627	11.2
NORTH CAROLINA	31	281,849	0.1	13	582	2.5
NORTH DAKOTA	25	685,256	0.2	51	16	0.1
OHIO	16	1,809,547	0.6	4	1,542	6.6
OKLAHOMA	20	933,230	0.3	31	161	0.7
OREGON	36	132,297	0.0	27	191	0.8
PENNSYLVANIA	18	1,692,608	0.6	6	1,264	5.4
PUERTO RICO	14	3,120,686	1.0	39	97	0.4
RHODE ISLAND	45	14,653	0.0	37	107	0.5
SOUTH CAROLINA	26	604,456	0.2	21	337	1.4
SOUTH DAKOTA	52	979	0.0	50	21	0.1
TENNESSEE	17	1,697,402	0.6	10	683	2.9
TEXAS	1	104,079,270	34.0	5	1,394	6.0
TRUST TERRITORIES	49	2,835	0.0	54	3	0.0
UTAH	21	900,643	0.3	38	99	0.4
VERMONT	41	35,565	0.0	43	63	0.3
VIRGIN ISLANDS	54	811	0.0	55	1	0.0
VIRGINIA	38	96,169	0.0	25	264	1.1
WASHINGTON	6	14,726,588	4.8	8	939	4.0
WEST VIRGINIA	10	7,619,802	2.5	36	120	0.5
WISCONSIN	33	258,308	0.1	12	607	2.6
WYOMING	50	2,127	0.0	49	28	0.1
TOTAL		305,708,881	100.0		23,426	100.0

Note: Columns may not sum due to rounding.

Exhibit 2 Quantity of RCRA Hazardous Waste Managed and Number of TSDs, by State, 1991

STATE	RCRA HAZARDOUS WASTE QUANTITY[1]			TSD FACILITIES		
	RANK	TONS MANAGED	PERCENTAGE	RANK	NUMBER	PERCENTAGE
ALABAMA	23	675,999	0.2	23	54	1.4
ALASKA	40	21,178	0.0	27	41	1.1
ARIZONA	36	122,891	0.0	31	33	0.9
ARKANSAS	21	757,956	0.3	37	24	0.6
CALIFORNIA	6	12,130,053	4.1	2	409	10.6
COLORADO	26	468,167	0.2	29	40	1.0
CONNECTICUT	27	371,208	0.1	13	77	2.0
DELAWARE	45	2,273	0.0	42	11	0.3
DISTRICT OF COLUMBIA	51	0	0.0	51	2	0.1
FLORIDA	32	195,490	0.1	15	72	1.9
GEORGIA	18	1,103,055	0.4	21	59	1.5
GUAM	51	0	0.0	51	2	0.1
HAWAII	46	1,428	0.0	44	9	0.2
IDAHO	13	3,178,455	1.1	42	11	0.3
ILLINOIS	7	12,083,019	4.1	3	217	5.6
INDIANA	16	1,405,359	0.5	8	102	2.6
IOWA	37	83,336	0.0	34	30	0.8
KANSAS	12	3,310,784	1.1	27	41	1.1
KENTUCKY	28	300,060	0.1	32	32	0.8
LOUISIANA	3	31,589,603	10.7	19	63	1.6
MAINE	47	1,054	0.0	24	52	1.3
MARYLAND	41	19,084	0.0	12	79	2.0
MASSACHUSETTS	42	9,433	0.0	26	43	1.1
MICHIGAN	2	31,922,898	10.8	6	152	3.9
MINNESOTA	11	5,565,626	1.9	20	60	1.6
MISSISSIPPI	9	8,013,068	2.7	22	56	1.5
MISSOURI	24	589,673	0.2	10	87	2.3
MONTANA	44	3,270	0.0	44	9	0.2
NEBRASKA	39	26,065	0.0	39	16	0.4
NEVADA	38	52,784	0.0	41	12	0.3
NEW HAMPSHIRE	51	0	0.0	51	2	0.1
NEW JERSEY	4	29,662,220	10.1	1	781	20.2
NEW MEXICO	33	148,932	0.1	38	20	0.5
NEW YORK	5	18,320,124	6.2	7	109	2.8
NORTH CAROLINA	30	252,993	0.1	14	74	1.9
NORTH DAKOTA	22	683,825	0.2	47	6	0.2
OHIO	15	1,870,654	0.6	5	185	4.8
OKLAHOMA	19	980,618	0.3	30	39	1.0
OREGON	34	133,021	0.0	44	9	0.2
PENNSYLVANIA	17	1,405,204	0.5	11	80	2.1
PUERTO RICO	14	3,051,006	1.0	32	32	0.8
RHODE ISLAND	43	8,642	0.0	40	15	0.4
SOUTH CAROLINA	25	528,458	0.2	18	64	1.7
SOUTH DAKOTA	51	0	0.0	50	3	0.1
TENNESSEE	20	778,652	0.3	9	100	2.6
TEXAS	1	103,946,014	35.3	4	206	5.3
TRUST TERRITORIES	48	887	0.0	51	2	0.1
UTAH	29	284,846	0.1	36	26	0.7
VERMONT	51	0	0.0	48	5	0.1
VIRGIN ISLANDS	49	219	0.0	51	2	0.1
VIRGINIA	35	126,998	0.0	16	66	1.7
WASHINGTON	8	10,477,204	3.6	16	66	1.7
WEST VIRGINIA	10	7,552,337	2.6	35	27	0.7
WISCONSIN	31	221,065	0.1	25	44	1.1
WYOMING	50	119	0.0	49	4	0.1
TOTAL		294,437,307	100.0		3,862	100.0

[1]Quantity managed only by storage is excluded.

Note: Columns may not sum due to rounding.

State Detail Analysis

The Biennial RCRA Hazardous Waste Report (Based on 1991 Data)

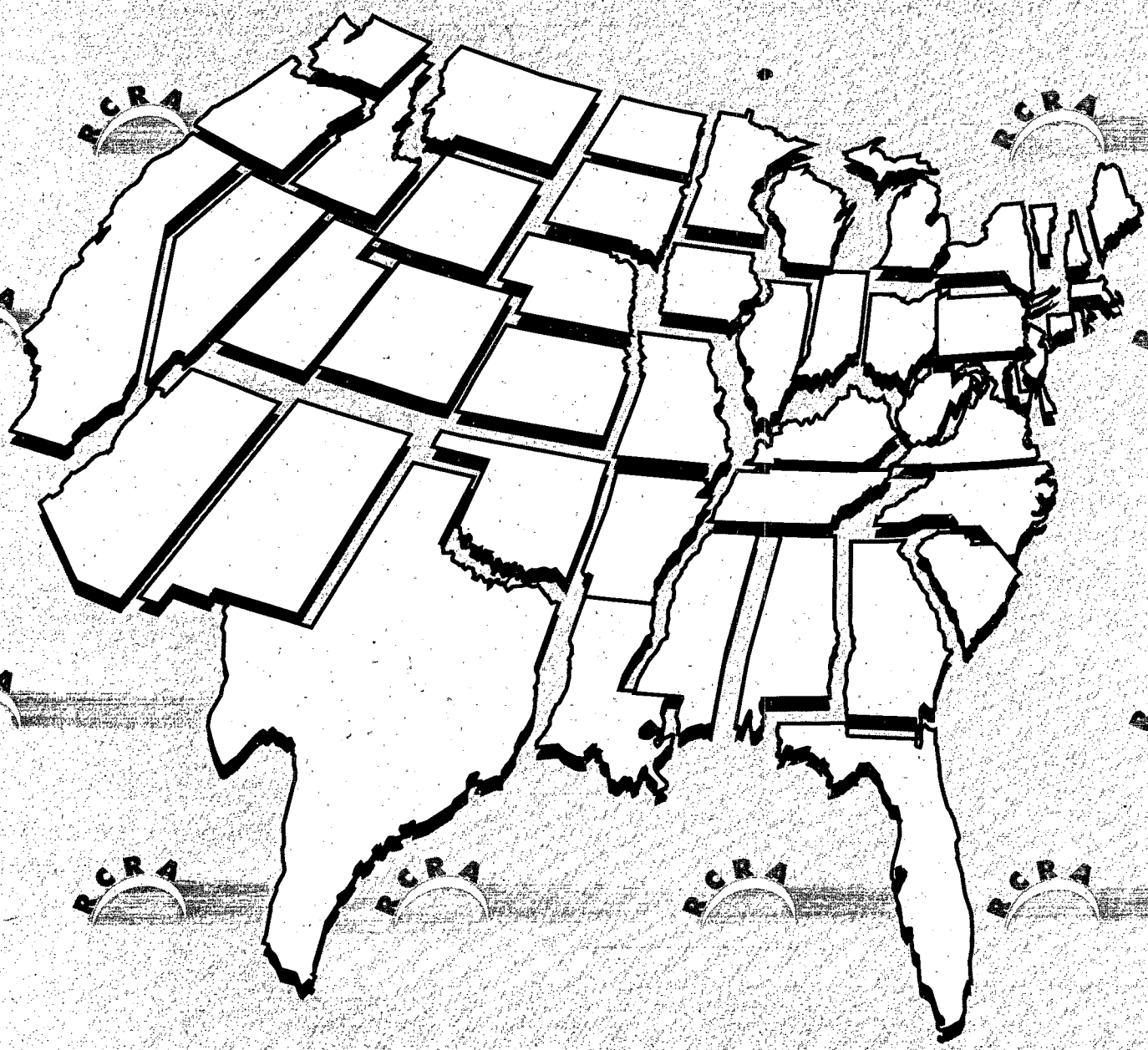

ALABAMA

1991 WASTE GENERATION

1 NUMBER OF RCRA LARGE QUANTITY GENERATORS (LQGS): 277

2 QUANTITY OF RCRA HAZARDOUS WASTE GENERATED: 559,823 TONS

3 FIFTY LARGEST RCRA HAZARDOUS WASTE GENERATORS IN THE STATE, 1991

RANK	EPA ID	SITE NAME	CITY	TOTAL GENERATED (TONS)
1	AL3210020027	ANNISTON ARMY DEPOT	ANNISTON	157,616
2	ALD046481032	SANDERS LEAD COMPANY INC	TROY	88,774
3	ALD004023164	3M DECATUR	DECATUR	65,972
4	ALD070513767	M & M CHEMICAL COMPANY	ATTALLA	41,422
5	ALD000622464	CHEMICAL WASTE MANAGEMENT INC	EMELLE	39,488
6	ALD001221902	CIBA-GEIGY CORPORATION	MCINTOSH	21,199
7	ALD063671606	MAGNETEK	ATHENS	18,737
8	ALD004014973	GULF STATES STEEL INC	GADSDEN	14,287
9	ALD094476793	ALLWORTH, INC.	BIRMINGHAM	13,325
10	ALD980843940	POLYMER COIL COATERS	FAIRFIELD	11,963
11	ALD041906173	INTERSTATE LEAD CO INC	LEEDS	11,106
12	ALD981020894	FISHER INDUSTRIAL SERVICE, INC	GADSDEN	10,068
13	ALD004029294	HANNA STEEL CORPORATION	FAIRFIELD	4,184
14	ALD006320774	MONSANTO CHEMICAL COMPANY	DECATUR	4,083
15	ALD093179315	DU PONT MOBILE PLANT	AXIS	3,740
16	ALD067123570	SMI STEEL INC	BIRMINGHAM	3,156
17	ALD063679567	MCCORD PAYEN INC	ATHENS	2,321
18	ALD982115180	JVC MAGNETICS AMERICA COMPANY	TUSCALOOSA	2,258
19	ALD980839310	GERRARD STEEL PICKLING	FLORENCE	2,184
20	ALD008161176	AKZO CHEMICALS INC., LEMOYNE	AXIS	2,103
21	ALD003397569	AMERICAN CAST IRON PIPE CO	BIRMINGHAM	2,061
22	ALD095687679	REYNOLDS METALS CO	MUSCLE SHOALS	1,736
23	ALD102066636	SCHLUMBERGER IND.-WATER DIV.	TALLASSEE	1,549
24	ALD078964970	DEXTER PACKAGING PRODUCTS	BIRMINGHAM	1,516
25	ALD054571278	NATIONAL-STANDARD COMPANY	COLUMBIANA	1,438
26	ALD981475304	KW PLASTICS	TROY	1,221
27	ALD095688875	ICI AMERICAS INC	BUCKS	1,129
28	ALD061143350	ANCHOR METALS	ANNISTON	1,125
29	ALD084956911	BRENT INDUSTRIES, INC.	BRENT	999
30	ALD098850787	PHILLIPS PIPE LINE COMPANY	BIRMINGHAM	975
31	ALD008185407	HUXFORD POLE & TIMBER CO INC	HUXFORD	969
32	ALD031499833	ALLIED-SIGNAL INC	BIRMINGHAM	948
33	ALD040653636	SONY MAGNETIC PRODUCTS INC	DOTHAN	874
34	ALD981867062	NOVACOR CHEMICALS INC	DECATUR	807
35	ALD000608224	HULS AMERICA INC	THEODORE	795
36	ALD062464748	UPO MOLECULAR SIEVE PLANT	CHICKASAW	766
37	AL9690700001	PHOENIX CONSTRUCTION SERVICES INC	FLORENCE	750
38	ALD155638570	MATLACK MOBILE TERMINAL	CREOLA	700
39	ALD075045575	DEGUSSA CORP/ALABAMA GROUP	THEODORE	692
40	ALD000615625	ALABAMA POWER COMPANY	VARNONS	670
41	ALD004019642	OCCIDENTAL CHEMICAL CORPORATION	MUSCLE SHOALS	629
42	ALD004019048	MONSANTO CHEMICAL COMPANY	ANNISTON	625
43	ALD003396983	SQUARE D COMPANY-ANDERSON PLANT	LEEDS	613
44	ALD003297116	AMPEX RECORDING MEDIA CORPORATION	OPELIKA	599
45	ALD053360897	MORTON INTERNATIONAL INC	DECATUR	530
46	ALD000737304	MARATHON OIL COMPANY	MONTGOMERY	514
47	AL7210020742	U S ARMY MISSILE COMMAND	REDSTONE ARSENAL	501
48	ALD000827352	STEELCASE INC	ATHENS	473
49	ALD004009320	HUNT REFINING COMPANY	TUSCALOOSA	473
50	ALD980839112	ROHR INC.	FOLEY	452
TOTAL				545,114

NOTE: STATE MAY HAVE FEWER THAN FIFTY GENERATORS

ALABAMA

1991 WASTE GENERATION, CONTINUED

4 QUANTITIES OF WASTE GENERATED IN 1991 THAT WERE

- REPORTED WITH ONLY CHARACTERISTIC WASTE CODES
- REPORTED WITH ONLY LISTED WASTE CODES
- REPORTED WITH BOTH CHARACTERISTIC AND LISTED WASTE CODES

WASTE HAS ONLY CHARACTERISTIC CODES	TONS OF WASTE GENERATED	WASTE HAS ONLY LISTED CODES	TONS OF WASTE GENERATED	WASTE HAS BOTH CHARACTERISTIC AND LISTED CODES	TONS OF WASTE GENERATED
ONLY IGNITABLE	12,615	ONLY AN F CODE	51,285		
ONLY CORROSIVE	64,259	ONLY A K CODE	24,647		
ONLY REACTIVE	434	ONLY A P CODE	49		
ONLY D004-17	215,109	ONLY A U CODE	727		
ONLY D018-43	23,720				
HAS MORE THAN ONE CHARACTERISTIC CODE	73,460	HAS MORE THAN ONE LISTED CODE	14,678		
TOTAL	389,597	TOTAL	91,386	TOTAL CHAR. AND LISTED	78,836

5 QUANTITIES OF WASTE GENERATED IN 1991 THAT WERE MULTIPLY CODED

WASTE HAS ONLY CHARACTERISTIC CODES BUT MORE THAN ONE APPLIES	TONS OF WASTE GENERATED	ONLY LISTED CODES BUT HAS MORE THAN ONE	TONS OF WASTE GENERATED	BOTH CHAR. & LISTED CODES	TONS OF WASTE GENERATED
HAS IGNITABLE CODE	5,422			IGN. W/ AT LEAST 1 LSTD	74,982
HAS CORROSIVE CODE	68,225			CORR. W/ AT LEAST 1 LSTD	653
HAS REACTIVE CODE	2,534			REACT. W/ AT LEAST 1 LSTD	336
HAS D004-D017 CODE	68,775			D004-17 W/ AT LEAST 1 LSTD	13,382
HAS D018-D043 CODE	5,404			D018-43 W/ AT LEAST 1 LSTD	5,741
		HAS AN F CODE	13,791	F WASTE W/ AT LEAST 1 CHAR	78,305
		HAS A K CODE	873	K WASTE W/ AT LEAST 1 CHAR	485
		HAS A P CODE	917	P WASTE W/ AT LEAST 1 CHAR	1
		HAS A U CODE	14,678	U WASTE W/ AT LEAST 1 CHAR	873
TOTAL	73,460	TOTAL	14,678	TOTAL	78,836

NOTE: COLUMNS DO NOT SUM TO TOTAL BECAUSE A WASTE CODE MAY APPLY TO MORE THAN ONE WASTE.
MIXTURES WITH IGNITABLE, CORROSIVE, REACTIVE, D004-17, AND D018-43 CHARACTERISTIC CODES ALSO MAY CONTAIN OTHER CHARACTERISTIC WASTE CODES.
SIMILARLY, WASTES WITH F,K,P, AND U LISTED CODES MAY HAVE OTHER LISTED WASTE CODES

ALABAMA

WASTE MANAGEMENT

6 NUMBER OF RCRA TSD FACILITIES: 54

7 QUANTITY OF RCRA HAZARDOUS WASTE MANAGED: 675,999 TONS

8 FIFTY LARGEST RCRA HAZARDOUS WASTE MANAGEMENT FACILITIES, 1991

RANK	EPAID	SITE NAME	CITY	TONS OF WASTE MANAGED
1	ALD000622464	CHEMICAL WASTE MANAGEMENT INC	EMELLE	205,242
2	AL3210020027	ANNISTON ARMY DEPOT	ANNISTON	153,579
3	ALD046481032	SANDERS LEAD COMPANY INC	TROY	94,046
4	ALD070513767	M & M CHEMICAL COMPANY	ATTALLA	89,003
5	ALD981020894	FISHER INDUSTRIAL SERVICE, INC	GADSDEN	34,777
6	ALD981019045	SYSTECH ENVIRONMENTAL/LAFARGE CORP	DEMOPOLIS	31,979
7	ALD001221902	CIBA-GEIGY CORPORATION	MCINTOSH	15,248
8	ALD004014973	GULF STATES STEEL INC	GADSDEN	14,239
9	ALD980843940	POLYMER COIL COATERS	FAIRFIELD	11,850
10	ALD094476793	ALLWORTH, INC.	BIRMINGHAM	10,146
11	ALD031499833	ALLIED-SIGNAL INC	BIRMINGHAM	7,094
12	ALD004023164	3M DECATUR	DECATUR	2,815
13	ALD003397569	AMERICAN CAST IRON PIPE CO	BIRMINGHAM	2,000
14	ALD008161176	AKZO CHEMICALS INC., LEMOYNE	AXIS	1,300
15	ALD981867062	NOVACOR CHEMICALS INC	DECATUR	763
16	ALD004019048	MONSANTO CHEMICAL COMPANY	ANNISTON	620
17	ALD980559850	FUELS & CHEMICALS INC	COALING	562
18	AL7210020742	U S ARMY MISSILE COMMAND	REDSTONE ARSENAL	356
19	ALD981028848	CLEANWAY INC	MONTGOMERY	112
20	ALD093179315	DU PONT MOBILE PLANT	AXIS	92
21	ALD983166364	UNITED PLATING INC	HUNTSVILLE	40
22	ALD079127635	COOPER INDUSTRIES	CULLMAN	35
23	ALD981469992	OWENS-ALABAMA METAL FINISHING INC	ATHENS	32
24	ALD044075919	EATON CORPORATION	ATHENS	31
25	ALD983166042	UNITED PLATING INC	HUNTSVILLE	25
26	ALD079474037	UNIVERSITY OF SOUTH ALABAMA	MOBILE	11
27	ALD005346432	SPEEDRING	CULLMAN	1
28	ALD000826958	AUBURN UNIVERSITY	AUBURN	0
TOTAL				675,999

NOTE: STATE MAY HAVE FEWER THAN FIFTY FACILITIES THAT MANAGED WASTES.
WASTE ONLY MANAGED BY STORAGE IS NOT INCLUDED.

ALABAMA

WASTE MANAGEMENT, CONTINUED

9 QUANTITY OF RCRA HAZARDOUS WASTE MANAGED BY MANAGEMENT METHOD, 1991

MANAGEMENT METHOD	SYSTEM TYPE CODE	QUANTITY MANAGED (TONS)	PERCENTAGE OF QUANTITY	NUMBER OF FACILITIES	PERCENTAGE OF FACILITIES
METALS RECOVERY (FOR REUSE)	M011-M019	14,423	2	2	3
SOLVENTS RECOVERY	M021-M029	10,586	2	4	7
OTHER RECOVERY	M031-M039	11,843	2	1	2
INCINERATION	M041-M049	6,885	1	8	14
ENERGY RECOVERY (REUSE AS FUEL)	M051-M059	10,211	2	5	9
FUEL BLENDING	M061-----	149,280	22	6	10
AQUEOUS INORGANIC TREATMENT	M071-M079	72,714	11	10	17
AQUEOUS ORGANIC TREATMENT	M081-M089	82	0	2	3
AQUEOUS ORGANIC AND INORGANIC TREATMENT	M091-M099	53	0	2	3
SLUDGE TREATMENT	M101-M109	151,423	22	4	7
STABILIZATION	M111-M119	152,465	23	4	7
OTHER TREATMENT	M121-M129	7,340	1	5	9
LANDFILL	M132-DISP	87,392	13	4	7
SURFACE IMPOUNDMENT	M133-DISP	1,300	0	1	2
TOTAL		675,999	100	28	100

10 MANAGEMENT METHOD, BY QUANTITY OF RCRA HAZARDOUS WASTE MANAGED, 1991

MANAGEMENT METHOD	SYSTEM TYPE CODE	QUANTITY MANAGED (TONS)	PERCENTAGE OF QUANTITY	NUMBER OF FACILITIES	PERCENTAGE OF FACILITIES
STABILIZATION	M111-M119	152,465	23	4	7
SLUDGE TREATMENT	M101-M109	151,423	22	4	7
FUEL BLENDING	M061-----	149,280	22	6	10
LANDFILL	M132-DISP	87,392	13	4	7
AQUEOUS INORGANIC TREATMENT	M071-M079	72,714	11	10	17
METALS RECOVERY (FOR REUSE)	M011-M019	14,423	2	2	3
OTHER RECOVERY	M031-M039	11,843	2	1	2
SOLVENTS RECOVERY	M021-M029	10,586	2	4	7
ENERGY RECOVERY (REUSE AS FUEL)	M051-M059	10,211	2	5	9
OTHER TREATMENT	M121-M129	7,340	1	5	9
INCINERATION	M041-M049	6,885	1	8	14
SURFACE IMPOUNDMENT	M133-DISP	1,300	0	1	2
AQUEOUS ORGANIC TREATMENT	M081-M089	82	0	2	3
AQUEOUS ORGANIC AND INORGANIC TREATMENT	M091-M099	53	0	2	3
TOTAL		675,999	100	28	100

NOTE: FACILITIES WITH ONLY STORAGE UNITS ARE EXCLUDED.
COLUMNS MAY NOT SUM DUE TO ROUNDING.
COLUMNS MAY NOT SUM TO TOTAL BECAUSE FACILITIES MAY HAVE MULTIPLE HANDLINGS METHODS.

ALABAMA

WASTE MANAGEMENT, CONTINUED

11 MANAGEMENT METHOD AND QUANTITY OF RCRA HAZARDOUS WASTE MANAGED BY NUMBER OF FACILITIES, 1991

MANAGEMENT METHOD	SYSTEM TYPE CODE	QUANTITY MANAGED (TONS)	PERCENTAGE OF QUANTITY	NUMBER OF FACILITIES	PERCENTAGE OF FACILITIES
AQUEOUS INORGANIC TREATMENT	M071-M079	72,714	11	10	17
INCINERATION	M041-M049	6,885	1	8	14
FUEL BLENDING	M061-----	149,280	22	6	10
ENERGY RECOVERY (REUSE AS FUEL)	M051-M059	10,211	2	5	9
OTHER TREATMENT	M121-M129	7,340	1	5	9
SOLVENTS RECOVERY	M021-M029	10,586	2	4	7
SLUDGE TREATMENT	M101-M109	151,423	22	4	7
STABILIZATION	M111-M119	152,465	23	4	7
LANDFILL	M132-DISP	87,392	13	4	7
METALS RECOVERY (FOR REUSE)	M011-M019	14,423	2	2	3
AQUEOUS ORGANIC TREATMENT	M081-M089	82	0	2	3
AQUEOUS ORGANIC AND INORGANIC TREATMENT	M091-M099	53	0	2	3
OTHER RECOVERY	M031-M039	11,843	2	1	2
SURFACE IMPOUNDMENT	M133-DISP	1,300	0	1	2
TOTAL		675,999	100	28	100

NOTE: FACILITIES WITH ONLY STORAGE UNITS ARE EXCLUDED.
COLUMNS MAY NOT SUM DUE TO ROUNDING.
COLUMNS MAY NOT SUM TO TOTAL BECAUSE FACILITIES MAY HAVE MULTIPLE HANDLINGS METHODS.

ALABAMA

1991 WASTE SHIPMENTS

12 NUMBER OF RCRA HAZARDOUS WASTE SHIPPERS: 274

13 QUANTITY OF RCRA HAZARDOUS WASTE SHIPPED: 290,866 TONS

14 FIFTY LARGEST RCRA HAZARDOUS WASTE SHIPPERS, 1991

RANK	EPA ID	SITE NAME	CITY	QUANTITY SHIPPED (TONS)
1	ALD000622464	CHEMICAL WASTE MANAGEMENT INC	EMELLE	83,001
2	ALD981020894	FISHER INDUSTRIAL SERVICE, INC	GADSDEN	80,071
3	ALD070513767	M & M CHEMICAL COMPANY	ATTALLA	41,422
4	AL3210020027	ANNISTON ARMY DEPOT	ANNISTON	7,190
5	ALD094476793	ALLWORTH, INC.	BIRMINGHAM	6,405
6	ALD001221902	CIBA-GEIGY CORPORATION	MCINTOSH	5,809
7	ALD004029294	HANNA STEEL CORPORATION	FAIRFIELD	4,180
8	ALD041906173	INTERSTATE LEAD CO INC	LEEDS	3,854
9	ALD093179315	DU PONT MOBILE PLANT	AXIS	3,741
10	ALD067123570	SMI STEEL INC	BIRMINGHAM	3,156
11	ALD982115180	JVC MAGNETICS AMERICA COMPANY	TUSCALOOSA	2,258
12	ALD980839310	GERRARD STEEL PICKLING	FLORENCE	2,184
13	ALD981028798	SAFETY-KLEEN CORP	HUNTSVILLE	2,170
14	ALD063671606	MAGNETEK	ATHENS	1,999
15	ALD095687679	REYNOLDS METALS CO	MUSCLE SHOALS	1,736
16	ALD006320774	MONSANTO CHEMICAL COMPANY	DECATUR	1,682
17	ALD102066636	SCHLUMBERGER IND.-WATER DIV.	TALLASSEE	1,549
18	ALD077640001	SAFETY-KLEEN CORP-3-019-01	DOLOMITE	1,527
19	ALD078964970	DEXTER PACKAGING PRODUCTS	BIRMINGHAM	1,516
20	ALD054571278	NATIONAL-STANDARD COMPANY	COLUMBIANA	1,438
21	ALD981475304	KW PLASTICS	TROY	1,221
22	ALD061143350	ANCHOR METALS	ANNISTON	1,140
23	ALD075045575	DEGUSSA CORP/ALABAMA GROUP	THEODORE	1,135
24	ALD095688875	ICI AMERICAS INC	BUCKS	1,125
25	ALD071951628	SAFETY-KLEEN CORP 613301	WHISTLER	982
26	ALD008161176	AKZO CHEMICALS INC., LEMOYNE	AXIS	865
27	ALD031499833	ALLIED-SIGNAL INC	BIRMINGHAM	863
28	ALD046481032	SANDERS LEAD COMPANY INC	TROY	839
29	ALD000608224	HULS AMERICA INC	THEODORE	800
30	ALD040653636	SONY MAGNETIC PRODUCTS INC	DOTHAN	785
31	AL9690700001	PHOENIX CONSTRUCTION SERVICES INC	FLORENCE	750
32	ALD155638570	MATLACK MOBILE TERMINAL	CREOLA	700
33	ALD000615625	ALABAMA POWER COMPANY	VARNONS	670
34	ALD003396983	SQUARE D COMPANY-ANDERSON PLANT	LEEDS	613
35	ALD004023164	3M DECATUR	DECATUR	605
36	ALD003297116	AMPEX RECORDING MEDIA CORPORATION	OPELIKA	599
37	ALD053360897	MORTON INTERNATIONAL INC	DECATUR	551
38	ALD000737304	MARATHON OIL COMPANY	MONTGOMERY	514
39	ALD084956911	BRENT INDUSTRIES, INC.	BRENT	499
40	ALD098850787	PHILLIPS PIPE LINE COMPANY	BIRMINGHAM	488
41	ALD000827352	STEELCASE INC	ATHENS	473
42	ALD062464748	UPO MOLECULAR SIEVE PLANT	CHICKASAW	446
43	ALD003397478	LAWLER MACHINE & FOUNDRY CO	BIRMINGHAM	443
44	ALD980839112	ROHR INC.	FOLEY	431
45	ALD020852422	LL&E PETROLEUM MARKETING INC	SARALAND	405
46	AL1800013863	GEORGE C MARSHALL SPACE FLIGHT CTR/NASA	MARSHALL SPACE FLIGHT CTR	343
47	ALD053365169	REYNOLDS METALS COMPANY	SHEFFIELD	337
48	ALD008163388	OCCIDENTAL CHEMICAL CORPORATION	MOBILE	332
49	ALD078960234	SAGINAW DIVISION-GENERAL MOTORS CORP	ATHENS	327
50	ALD004011342	AKZO COATINGS INC	BIRMINGHAM	327
TOTAL				276,496

NOTES: COLUMNS MAY NOT SUM DUE TO ROUNDING.
STATE MAY HAVE FEWER THAN FIFTY SHIPPERS.

ALABAMA

1991 WASTE RECEIPTS

15 NUMBER OF RCRA HAZARDOUS WASTE RECEIVERS: 17

16 QUANTITY OF RCRA HAZARDOUS WASTE RECEIVED: 352,568 TONS

17 FIFTY LARGEST RCRA HAZARDOUS WASTE RECEIVERS, 1991

RANK	EPA ID	SITE NAME	CITY	QUANTITY RECEIVED (TONS)
1	ALD000622464	CHEMICAL WASTE MANAGEMENT INC	EMELLE	206,869
2	ALD070513767	M & M CHEMICAL COMPANY	ATTALLA	47,582
3	ALD981019045	SYSTECH ENVIRONMENTAL/LAFARGE CORP	DEMOPOLIS	31,979
4	ALD981020894	FISHER INDUSTRIAL SERVICE, INC	GADSDEN	26,651
5	ALD046481032	SANDERS LEAD COMPANY INC	TROY	14,423
6	ALD094476793	ALLWORTH, INC.	BIRMINGHAM	10,146
7	ALD031499833	ALLIED-SIGNAL INC	BIRMINGHAM	7,018
8	ALD077640001	SAFETY-KLEEN CORP-3-019-01	DOLOMITE	3,611
9	ALD981028798	SAFETY-KLEEN CORP	HUNTSVILLE	1,853
10	ALD071951628	SAFETY-KLEEN CORP 613301	WHISTLER	866
11	ALD981028848	CLEANWAY INC	MONTGOMERY	568
12	ALD980559850	FUELS & CHEMICALS INC	COALING	562
13	ALD000653303	SAFETY-KLEEN CORP -301921	MONTGOMERY	206
14	AL2640090005	TENNESSEE VALLEY AUTHORITY	MUSCLE SHOALS	122
15	ALD983177015	TERRA FIRST, INC.	VERNON	104
16	ALD079474037	UNIVERSITY OF SOUTH ALABAMA	MOBILE	6
17	AL6210020776	U S ARMY AVIATION CENTER	FORT RUCKER	3
TOTAL				352,568

NOTES: COLUMNS MAY NOT SUM DUE TO ROUNDING.
STATE MAY HAVE FEWER THAN FIFTY FACILITIES THAT RECEIVED WASTE.

ALABAMA

1991 WASTE RECEIPTS, CONTINUED

18 QUANTITY OF RCRA HAZARDOUS WASTE MANAGED, BY MANAGEMENT METHOD, LIMITED TO WASTE RECEIVED FROM OFF SITE, 1991

MANAGEMENT METHOD	SYSTEM TYPE CODE	QUANTITY MANAGED (TONS)	PERCENTAGE OF QUANTITY	NUMBER OF FACILITIES	PERCENTAGE OF FACILITIES
METALS RECOVERY (FOR REUSE)	M011-M019	14,423	4	2	7
SOLVENTS RECOVERY	M021-M029	10,551	3	3	10
INCINERATION	M041-M049	1,502	0	3	10
ENERGY RECOVERY (REUSE AS FUEL)	M051-M059	4,540	1	2	7
FUEL BLENDING	M061-----	100,025	29	5	17
AQUEOUS INORGANIC TREATMENT	M071-M079	549	0	2	7
AQUEOUS ORGANIC TREATMENT	M081-M089	45	0	1	3
AQUEOUS ORGANIC AND INORGANIC TREATMENT	M091-M099	53	0	2	7
SLUDGE TREATMENT	M101-M109	0	0	1	3
STABILIZATION	M111-M119	130,176	38	2	7
OTHER TREATMENT	M121-M129	6,981	2	4	14
LANDFILL	M132-DISP	73,906	22	2	7
TOTAL		342,751	100	10	100

19 MANAGEMENT METHOD, BY QUANTITY OF RCRA HAZARDOUS WASTE MANAGED, LIMITED TO WASTE RECEIVED FROM OFF SITE, 1991

MANAGEMENT METHOD	SYSTEM TYPE CODE	QUANTITY MANAGED (TONS)	PERCENTAGE OF QUANTITY	NUMBER OF FACILITIES	PERCENTAGE OF FACILITIES
STABILIZATION	M111-M119	130,176	38	2	7
FUEL BLENDING	M061-----	100,025	29	5	17
LANDFILL	M132-DISP	73,906	22	2	7
METALS RECOVERY (FOR REUSE)	M011-M019	14,423	4	2	7
SOLVENTS RECOVERY	M021-M029	10,551	3	3	10
OTHER TREATMENT	M121-M129	6,981	2	4	14
ENERGY RECOVERY (REUSE AS FUEL)	M051-M059	4,540	1	2	7
INCINERATION	M041-M049	1,502	0	3	10
AQUEOUS INORGANIC TREATMENT	M071-M079	549	0	2	7
AQUEOUS ORGANIC AND INORGANIC TREATMENT	M091-M099	53	0	2	7
AQUEOUS ORGANIC TREATMENT	M081-M089	45	0	1	3
SLUDGE TREATMENT	M101-M109	0	0	1	3
TOTAL		342,751	100	10	100

20 MANAGEMENT METHOD AND QUANTITY OF RCRA HAZARDOUS WASTE MANAGED, BY NUMBER OF FACILITIES, LIMITED TO WASTE RECEIVED FROM OFF SITE, 1991

MANAGEMENT METHOD	SYSTEM TYPE CODE	QUANTITY MANAGED (TONS)	PERCENTAGE OF QUANTITY	NUMBER OF FACILITIES	PERCENTAGE OF FACILITIES
FUEL BLENDING	M061-----	100,025	29	5	17
OTHER TREATMENT	M121-M129	6,981	2	4	14
SOLVENTS RECOVERY	M021-M029	10,551	3	3	10
INCINERATION	M041-M049	1,502	0	3	10
METALS RECOVERY (FOR REUSE)	M011-M019	14,423	4	2	7
ENERGY RECOVERY (REUSE AS FUEL)	M051-M059	4,540	1	2	7
AQUEOUS INORGANIC TREATMENT	M071-M079	549	0	2	7
AQUEOUS ORGANIC AND INORGANIC TREATMENT	M091-M099	53	0	2	7
STABILIZATION	M111-M119	130,176	38	2	7
LANDFILL	M132-DISP	73,906	22	2	7
AQUEOUS ORGANIC TREATMENT	M081-M089	45	0	1	3
SLUDGE TREATMENT	M101-M109	0	0	1	3
TOTAL		342,751	100	10	100

NOTE: FACILITIES WITH ONLY STORAGE UNITS ARE EXCLUDED
COLUMNS MAY NOT SUM DUE TO ROUNDING.
COLUMNS MAY NOT SUM TO TOTAL BECAUSE FACILITIES MAY HAVE MULTIPLE HANDLINGS METHODS.

ALABAMA

1991 IMPORTS AND EXPORTS

21 QUANTITY OF RCRA HAZARDOUS WASTE IMPORTED: 270,803 TONS

22 QUANTITY OF RCRA HAZARDOUS WASTE EXPORTED: 4,585,723 TONS

23 QUANTITY AND PERCENTAGE OF RCRA HAZARDOUS WASTEWATER AND NON-WASTEWATER MANAGEMENT IN 1991

MANAGEMENT TYPE	TONS	PERCENTAGE
WASTEWATER	233,844	35
NON-WASTEWATER	442,156	65
TOTAL	675,999	100

ALASKA

1991 WASTE GENERATION

1 NUMBER OF RCRA LARGE QUANTITY GENERATORS (LQGS): 58

2 QUANTITY OF RCRA HAZARDOUS WASTE GENERATED: 24,141 TONS

3 FIFTY LARGEST RCRA HAZARDOUS WASTE GENERATORS IN THE STATE, 1991

RANK	EPA ID	SITE NAME	CITY	TOTAL GENERATED (TONS)
1	AKD052581758	TAPS - VALDEZ MARINE TERMINAL	VALDEZ	20,603
2	AKD092876390	UNOCAL CHEMICALS & MINERALS DIV.	KENAI	712
3	AKD991281221	ARCO PRUDHOE BAY OILFIELD EOA	DEADHORSE	603
4	AK1570028646	EIELSON AFB	FAIRBANKS	458
5	AK9690330742	U. S. COAST GUARD SUPPORT CTR.	KODIAK	360
6	AK1210022157	FT. RICHARDSON	ANCHORAGE	196
7	AK8570028649	US AIR FORCE	ELMENDORF AFB	158
8	AK4170024323	NAVAL AIR STATION	ADAK	112
9	AK5971522185	DEFENSE FUEL SUPPORT POINT ANCHORAGE	ANCHORAGE	107
10	AKD981767403	ALASKA RAILROAD CORPORATION	ANCHORAGE	106
11	AK5210090002	DEFENSE FUEL SUPPORT POINT WHITTIER	WHITTIER	86
12	AKD983069709	PRESERVATIVE PAINT CO.	ANCHORAGE	73
13	AKD983069816	CORDOVA HARBOR WASTE OIL SITE	CORDOVA	68
14	AK3570028669	643RD SUPPORT SQUADRON SQD	KING SALMON	67
15	AK8690360492	U.S. COAST GUARD GROUP	KETCHIKAN	62
16	AK6210022426	APVR-FWA-DEH-ENV	FT. WAINWRIGHT	56
17	AKD000643239	BP EXPLORATION (ALASKA) INC. PRUDHOE BAY	PRUDHOE BAY	51
18	AKD048679682	TESORO ALASKA PETROLEUM CO.	KENAI	33
19	AK1690502165	US DOT FAA MOSES POINT FAC.	MOSES POINT	20
20	AKD983072695	PETER PAN SEAFOODS	KING COVE	20
21	AK3210022155	US ARMY	DELTA JUNCTION	16
22	AKD009252230	KETCHIKAN PULP COMPANY	KETCHIKAN	13
23	AK9570028705	USAF	SHEMYA AFB	11
24	AKD983069493	PETROLITE CORPORATION KENAI BLEND PLANT	KENAI	9
25	AKD983066366	DEPARTMENT OF TRANSPORTATION AND PUBLIC	JUNEAU	9
26	AK0690390042	USCGC SWEETBRIER (WLB 405)	CORDOVA	9
27	AKD048679567	UNIVERSITY OF ALASKA FAIRBANKS	FAIRBANKS	8
28	AK7690502003	US DOT FAA POINT WORONZOF FAC	ANCHORAGE	7
29	AKD061038816	ANCHORAGE INT'L AIRPORT	ANCHORAGE	7
30	AK6690360312	ONLY BUILDING ATTU ISLAND	ATTU ISLAND	7
31	AK9570028655	USAF	GALENA AIRPORT	6
32	AKD039269618	MUNICIPAL LIGHT & POWER	ANCHORAGE	6
33	AKD983067307	KENNECOTT GREENS CREEK MINING COMPANY	JUNEAU	6
34	AKD002848638	MARKAIR, INC. FAIRBANKS FACILITIES	FAIRBANKS	6
35	AKD983069592	ALASKA AIRLINES KETCHIKAN	KETCHIKAN	5
36	AKD983073354	TESORO ALASKA PETROLEUM CO. LAND & MARIN	NIKISKI	5
37	AKD000641829	UNOCAL JUNEAU, AK BP #0313 BULK PLAN	JUNEAU	5
38	AKD035400514	ALASKA SALES & SERVICE INC	ANCHORAGE	5
39	AK8690390044	US DOT CGC SEDGE	HOMER	4
40	AKD983069444	ALASKA MARINE HIGHWAY SYSTEM	KETCHIKAN	4
41	AKD983069584	ALASKA AIRLINES FAIRBANKS	FAIRBANKS	4
42	AKD983067505	STATE OF ALASKA DEPARTMENT OF NATURAL RE	DEADHORSE	4
43	AKD980834675	BP EXPLORATION (ALASKA) INC. ENDICOTT DE	PRUDHOE BAY	3
44	AKD983070079	BP EXPLORATION (ALASKA) INC. CHILDS PAD	PRUDHOE BAY	3
45	AKD982658619	TAPS - PUMP STATION ONE	DEADHORSE	3
46	AKD080897929	ALASKA DETROIT DIESEL	ANCHORAGE	3
47	AK1141735901	GLACIER BAY NATIONAL PARK AND PRESERVE	BARTLETT COVE	3
48	AK5690500165	US DOT FAA ANCHORAGE SOUTH SECTOR	ANCHORAGE	3
49	AKD983069824	ALASKA PULP CORP.	WRANGELL	2
50	AKD983069022	UNOCAL PETERSBURG, AK	PETERSBURG	2
TOTAL				24,129

NOTE: STATE MAY HAVE FEWER THAN FIFTY GENERATORS

ALASKA

1991 WASTE GENERATION, CONTINUED

4 QUANTITIES OF WASTE GENERATED IN 1991 THAT WERE

- REPORTED WITH ONLY CHARACTERISTIC WASTE CODES
- REPORTED WITH ONLY LISTED WASTE CODES
- REPORTED WITH BOTH CHARACTERISTIC AND LISTED WASTE CODES

WASTE HAS ONLY CHARACTERISTIC CODES	TONS OF WASTE GENERATED	WASTE HAS ONLY LISTED CODES	TONS OF WASTE GENERATED	WASTE HAS BOTH CHARACTERISTIC AND LISTED CODES	TONS OF WASTE GENERATED
ONLY IGNITABLE	338	ONLY AN F CODE	62		
ONLY CORROSIVE	23	ONLY A K CODE	6		
ONLY REACTIVE	50	ONLY A P CODE	0		
ONLY D004-17	1,917	ONLY A U CODE	8		
ONLY D018-43	20,689				
HAS MORE THAN ONE CHARACTERISTIC CODE	494	HAS MORE THAN ONE LISTED CODE	0		
TOTAL	23,512	TOTAL	76	TOTAL CHAR. AND LISTED	553

5 QUANTITIES OF WASTE GENERATED IN 1991 THAT WERE MULTIPLY CODED

WASTE HAS ONLY CHARACTERISTIC CODES BUT MORE THAN ONE APPLIES	TONS OF WASTE GENERATED	ONLY LISTED CODES BUT HAS MORE THAN ONE	TONS OF WASTE GENERATED	BOTH CHAR. & LISTED CODES	TONS OF WASTE GENERATED
HAS IGNITABLE CODE	396			IGN. W/ AT LEAST 1 LSTD	356
HAS CORROSIVE CODE	78			CORR. W/ AT LEAST 1 LSTD	2
HAS REACTIVE CODE	9			REACT. W/ AT LEAST 1 LSTD	5
HAS D004-D017 CODE	240			D004-17 W/ AT LEAST 1 LSTD	299
HAS D018-D043 CODE	326			D018-43 W/ AT LEAST 1 LSTD	329
		HAS AN F CODE	0	F WASTE W/ AT LEAST 1 CHAR	534
		HAS A K CODE	0	K WASTE W/ AT LEAST 1 CHAR	12
		HAS A P CODE	0	P WASTE W/ AT LEAST 1 CHAR	1
		HAS A U CODE	0	U WASTE W/ AT LEAST 1 CHAR	11
TOTAL	494	TOTAL	0	TOTAL	553

NOTE: COLUMNS DO NOT SUM TO TOTAL BECAUSE A WASTE CODE MAY APPLY TO MORE THAN ONE WASTE.
MIXTURES WITH IGNITABLE, CORROSIVE, REACTIVE, D004-17, AND D018-43 CHARACTERISTIC CODES ALSO MAY CONTAIN OTHER CHARACTERISTIC WASTE CODES.
SIMILARLY, WASTES WITH F,K,P, AND U LISTED CODES MAY HAVE OTHER LISTED WASTE CODES

ALASKA

WASTE MANAGEMENT

6 NUMBER OF RCRA TSD FACILITIES: 41

7 QUANTITY OF RCRA HAZARDOUS WASTE MANAGED: 21,178 TONS

8 FIFTY LARGEST RCRA HAZARDOUS WASTE MANAGEMENT FACILITIES, 1991

RANK	EPAID	SITE NAME	CITY	TONS OF WASTE MANAGED
1	AKD052581758	TAPS - VALDEZ MARINE TERMINAL	VALDEZ	20,528
2	AKD991281221	ARCO PRUDHOE BAY OILFIELD EOA	DEADHORSE	578
3	AKD980984405	CHEMRON ALASKA	PALMER	38
4	AKD041921503	ANCHORAGE DAILY NEWS	ANCHORAGE	16
5	AKD000643239	BP EXPLORATION (ALASKA) INC. PRUDHOE BAY	PRUDHOE BAY	14
6	AKD981769854	MUNICIPALITY OF ANCHORAGE	ANCHORAGE	2
7	AKD980977078	ANCHORAGE SCHOOL DISTRICT	ANCHORAGE	1
8	AKD983071887	CAPITAL CITY CLEANERS	JUNEAU	1
9	AK4170024323	NAVAL AIR STATION	ADAK	0
10	AKD983069162	ENVIRONMENTAL SYSTEMS, INC.	NORTH POLE	0
TOTAL				21,178

NOTE: STATE MAY HAVE FEWER THAN FIFTY FACILITIES THAT MANAGED WASTES.
WASTE ONLY MANAGED BY STORAGE IS NOT INCLUDED.

ALASKA

WASTE MANAGEMENT, CONTINUED

9 QUANTITY OF RCRA HAZARDOUS WASTE MANAGED BY MANAGEMENT METHOD, 1991

MANAGEMENT METHOD	SYSTEM TYPE CODE	QUANTITY MANAGED (TONS)	PERCENTAGE OF QUANTITY	NUMBER OF FACILITIES	PERCENTAGE OF FACILITIES
METALS RECOVERY (FOR REUSE)	M011-M019	12	0	1	8
SOLVENTS RECOVERY	M021-M029	14	0	6	50
INCINERATION	M041-M049	0	0	1	8
ENERGY RECOVERY (REUSE AS FUEL)	M051-M059	38	0	1	8
AQUEOUS INORGANIC TREATMENT	M071-M079	578	3	1	8
AQUEOUS ORGANIC TREATMENT	M081-M089	20,528	97	1	8
OTHER TREATMENT	M121-M129	8	0	1	8
TOTAL		21,178	100	10	100

10 MANAGEMENT METHOD, BY QUANTITY OF RCRA HAZARDOUS WASTE MANAGED, 1991

MANAGEMENT METHOD	SYSTEM TYPE CODE	QUANTITY MANAGED (TONS)	PERCENTAGE OF QUANTITY	NUMBER OF FACILITIES	PERCENTAGE OF FACILITIES
AQUEOUS ORGANIC TREATMENT	M081-M089	20,528	97	1	8
AQUEOUS INORGANIC TREATMENT	M071-M079	578	3	1	8
ENERGY RECOVERY (REUSE AS FUEL)	M051-M059	38	0	1	8
SOLVENTS RECOVERY	M021-M029	14	0	6	50
METALS RECOVERY (FOR REUSE)	M011-M019	12	0	1	8
OTHER TREATMENT	M121-M129	8	0	1	8
INCINERATION	M041-M049	0	0	1	8
TOTAL		21,178	100	10	100

11 MANAGEMENT METHOD AND QUANTITY OF RCRA HAZARDOUS WASTE MANAGED BY NUMBER OF FACILITIES, 1991

MANAGEMENT METHOD	SYSTEM TYPE CODE	QUANTITY MANAGED (TONS)	PERCENTAGE OF QUANTITY	NUMBER OF FACILITIES	PERCENTAGE OF FACILITIES
SOLVENTS RECOVERY	M021-M029	14	0	6	50
METALS RECOVERY (FOR REUSE)	M011-M019	12	0	1	8
INCINERATION	M041-M049	0	0	1	8
ENERGY RECOVERY (REUSE AS FUEL)	M051-M059	38	0	1	8
AQUEOUS INORGANIC TREATMENT	M071-M079	578	3	1	8
AQUEOUS ORGANIC TREATMENT	M081-M089	20,528	97	1	8
OTHER TREATMENT	M121-M129	8	0	1	8
TOTAL		21,178	100	10	100

NOTE: FACILITIES WITH ONLY STORAGE UNITS ARE EXCLUDED.
COLUMNS MAY NOT SUM DUE TO ROUNDING.
COLUMNS MAY NOT SUM TO TOTAL BECAUSE FACILITIES MAY HAVE MULTIPLE HANDLINGS METHODS.

ALASKA

1991 WASTE SHIPMENTS

12 NUMBER OF RCRA HAZARDOUS WASTE SHIPPERS: 51

13 QUANTITY OF RCRA HAZARDOUS WASTE SHIPPED: 2,673 TONS

14 FIFTY LARGEST RCRA HAZARDOUS WASTE SHIPPERS, 1991

RANK	EPA ID	SITE NAME	CITY	QUANTITY SHIPPED (TONS)
1	AKD092876390	UNOCAL CHEMICALS & MINERALS DIV.	KENAI	498
2	AK1570028646	EIELSON AFB	FAIRBANKS	452
3	AK9690330742	U. S. COAST GUARD SUPPORT CTR.	KODIAK	387
4	AK1210022157	FT. RICHARDSON	ANCHORAGE	196
5	AK4170024323	NAVAL AIR STATION	ADAK	117
6	AK5971522185	DEFENSE FUEL SUPPORT POINT ANCHORAGE	ANCHORAGE	107
7	AK5210090002	DEFENSE FUEL SUPPORT POINT WHITTIER	WHITTIER	86
8	AKD981767403	ALASKA RAILROAD CORPORATION	ANCHORAGE	84
9	AKD052581758	TAPS - VALDEZ MARINE TERMINAL	VALDEZ	75
10	AKD983069709	PRESERVATIVE PAINT CO.	ANCHORAGE	73
11	AKD983069816	CORDOVA HARBOR WASTE OIL SITE	CORDOVA	68
12	AK3570028669	643RD SUPPORT SQUADRON SQD	KING SALMON	67
13	AK8690360492	U.S. COAST GUARD GROUP	KETCHIKAN	62
14	AK6210022426	APVR-FWA-DEH-ENV	FT. WAINWRIGHT	56
15	AKD991281221	ARCO PRUDHOE BAY OILFIELD EOA	DEADHORSE	52
16	AKD000643239	BP EXPLORATION (ALASKA) INC. PRUDHOE BAY	PRUDHOE BAY	51
17	AK8570028649	US AIR FORCE	ELMENDORF AFB	34
18	AKD048679682	TESORO ALASKA PETROLEUM CO.	KENAI	31
19	AK1690502165	US DOT FAA MOSES POINT FAC.	MOSES POINT	20
20	AKD983072695	PETER PAN SEAFOODS	KING COVE	20
21	AK3210022155	US ARMY	DELTA JUNCTION	16
22	AKD983069493	PETROLITE CORPORATION KENAI BLEND PLANT	KENAI	9
23	AK0690390042	USCGC SWEETBRIER (WLB 405)	CORDOVA	9
24	AKD048679567	UNIVERSITY OF ALASKA FAIRBANKS	FAIRBANKS	8
25	AK7690502003	US DOT FAA POINT WORONZOF FAC	ANCHORAGE	7
26	AKD061038816	ANCHORAGE INT'L AIRPORT	ANCHORAGE	7
27	AK6690360312	ONLY BUILDING ATTU ISLAND	ATTU ISLAND	7
28	AK9570028655	USAF	GALENA AIRPORT	6
29	AKD039269618	MUNICIPAL LIGHT & POWER	ANCHORAGE	6
30	AKD983067307	KENNECOTT GREENS CREEK MINING COMPANY	JUNEAU	6
31	AKD983069592	ALASKA AIRLINES KETCHIKAN	KETCHIKAN	5
32	AKD000641829	UNOCAL JUNEAU, AK BP #0313 BULK PLAN	JUNEAU	5
33	AKD035400514	ALASKA SALES & SERVICE INC	ANCHORAGE	5
34	AKD983069444	ALASKA MARINE HIGHWAY SYSTEM	KETCHIKAN	4
35	AKD983069584	ALASKA AIRLINES FAIRBANKS	FAIRBANKS	4
36	AK9570028705	USAF	SHEMYA AFB	4
37	AKD980834675	BP EXPLORATION (ALASKA) INC. ENDICOTT DE	PRUDHOE BAY	3
38	AKD982658619	TAPS - PUMP STATION ONE	DEADHORSE	3
39	AKD080897929	ALASKA DETROIT DIESEL	ANCHORAGE	3
40	AK1141735901	GLACIER BAY NATIONAL PARK AND PRESERVE	BARTLETT COVE	3
41	AK5690500165	US DOT FAA ANCHORAGE SOUTH SECTOR	ANCHORAGE	3
42	AKD983069824	ALASKA PULP CORP.	WRANGELL	2
43	AKD983069022	UNOCAL PETERSBURG, AK	PETERSBURG	2
44	AK1690502330	US DOT FAA MIDDLETON ISLAND	CORDOVAON ISLAND	2
45	AKD980984405	CHEMRON ALASKA	PALMER	2
46	AK9690502258	US DOT FAA WOODY ISLAND	KODIAK	2
47	AK9690502001	US DOT FAA ANCHORAGE ARTCC (ZAN)	ANCHORAGE	2
48	AK2690502362	US DOT FAA SISTERS ISLAND	JUNEAU	1
49	AK6690502129	US DOT FAA NOME SECTOR FIELD OFFICE	NOME	1
50	AK8690590007	US DOT FAA CORDOVA	CORDOVA	1
TOTAL				2,672

NOTES: COLUMNS MAY NOT SUM DUE TO ROUNDING.
STATE MAY HAVE FEWER THAN FIFTY SHIPPERS.

ALASKA

1991 WASTE RECEIPTS

15 NUMBER OF RCRA HAZARDOUS WASTE RECEIVERS: 3

16 QUANTITY OF RCRA HAZARDOUS WASTE RECEIVED: 231 TONS

17 FIFTY LARGEST RCRA HAZARDOUS WASTE RECEIVERS, 1991

RANK	EPA ID	SITE NAME	CITY	QUANTITY RECEIVED (TONS)
1	AK8570028649	US AIR FORCE	ELMENDORF AFB	164
2	AKD980984405	CHEMRON ALASKA	PALMER	38
3	AK9690330742	U. S. COAST GUARD SUPPORT CTR.	KODIAK	29
TOTAL				231

NOTES: COLUMNS MAY NOT SUM DUE TO ROUNDING.
STATE MAY HAVE FEWER THAN FIFTY FACILITIES THAT RECEIVED WASTE.

ALASKA

1991 WASTE RECEIPTS, CONTINUED

18 QUANTITY OF RCRA HAZARDOUS WASTE MANAGED, BY MANAGEMENT METHOD, LIMITED TO WASTE RECEIVED FROM OFF SITE, 1991

MANAGEMENT METHOD	SYSTEM TYPE CODE	QUANTITY MANAGED (TONS)	PERCENTAGE OF QUANTITY	NUMBER OF FACILITIES	PERCENTAGE OF FACILITIES
ENERGY RECOVERY (REUSE AS FUEL)	M051-M059	38	100	1	100
TOTAL		38	100	1	100

19 MANAGEMENT METHOD, BY QUANTITY OF RCRA HAZARDOUS WASTE MANAGED, LIMITED TO WASTE RECEIVED FROM OFF SITE, 1991

MANAGEMENT METHOD	SYSTEM TYPE CODE	QUANTITY MANAGED (TONS)	PERCENTAGE OF QUANTITY	NUMBER OF FACILITIES	PERCENTAGE OF FACILITIES
ENERGY RECOVERY (REUSE AS FUEL)	M051-M059	38	100	1	100
TOTAL		38	100	1	100

20 MANAGEMENT METHOD AND QUANTITY OF RCRA HAZARDOUS WASTE MANAGED, BY NUMBER OF FACILITIES, LIMITED TO WASTE RECEIVED FROM OFF SITE, 1991

MANAGEMENT METHOD	SYSTEM TYPE CODE	QUANTITY MANAGED (TONS)	PERCENTAGE OF QUANTITY	NUMBER OF FACILITIES	PERCENTAGE OF FACILITIES
ENERGY RECOVERY (REUSE AS FUEL)	M051-M059	38	100	1	100
TOTAL		38	100	1	100

NOTE: FACILITIES WITH ONLY STORAGE UNITS ARE EXCLUDED
COLUMNS MAY NOT SUM DUE TO ROUNDING.
COLUMNS MAY NOT SUM TO TOTAL BECAUSE FACILITIES MAY HAVE MULTIPLE HANDLINGS METHODS.

ALASKA

1991 WASTE IMPORTS AND EXPORTS

ALASKA DID NOT IMPORT ANY WASTE.

22 QUANTITY OF RCRA HAZARDOUS WASTE EXPORTED: 4,585,723 TONS

23 QUANTITY AND PERCENTAGE OF RCRA HAZARDOUS WASTEWATER AND NON-WASTEWATER MANAGEMENT IN 1991

MANAGEMENT TYPE	TONS	PERCENTAGE
WASTEWATER	21,126	100
NON-WASTEWATER	52	0
TOTAL	21,178	100

ARIZONA

1991 WASTE GENERATION

1 NUMBER OF RCRA LARGE QUANTITY GENERATORS (LQGS): 249

2 QUANTITY OF RCRA HAZARDOUS WASTE GENERATED: 158,279 TONS

3 FIFTY LARGEST RCRA HAZARDOUS WASTE GENERATORS IN THE STATE, 1991

RANK	EPA ID	SITE NAME	CITY	TOTAL GENERATED (TONS)
1	AZD009005422	HUGHES AIRCRAFT CO (SEE NOTE)	TUCSON	115,538
2	AZD980735500	WORLD RESOURCES CO	PHX	12,818
3	AZD009015389	ROMIC CHEM CORP. SW	CHANDLER	3,999
4	AZD980896310	CONTINENTAL CIRCUITS CORP	PHX	1,713
5	AZD049318009	RECYCLING RESOURCES, INC.	PHX	1,682
6	AZD089308803	SAFETY KLEEN CORP	PHX	1,489
7	AZD982429367	MOBIL OIL CORP	YUMA	1,444
8	AZD982444630	VIRCO MFG CORP SAN LUIS TRK YD	SAN LUIS	1,387
9	AZD009004961	HONEYWELL, INC.	PHX	1,070
10	AZD980818330	NELCO TECHNOLOGY	TEMPE	1,057
11	AZT050010438	APS-OCOTILLO POWER PLT	TEMPE	808
12	AZD982519746	3M TUCSON DATA STORAGE PROD.	TUCSON	750
13	AZD980892897	SAFETY KLEEN CORP	TUCSON	726
14	AZD981636541	AMERICAN TUBE CO.	PHOENIX	680
15	AZT000611426	CAPITOL CASTING-CHANDLER	CHANDLER	667
16	AZD000625715	GOULD INC FOIL DIV	CHANDLER	630
17	AZD009000050	GARRETT ENGINE DIVISION	PHX	510
18	AZD020703310	GATES LEARJET CORP	TUCSON	498
19	AZD009004177	MOTOROLA, INC.	PHX	485
20	AZD063274609	CONTINENTAL CIRCUITS CORP	PHX	348
21	AZD981574452	SANDERS TRUCKING SANDERS TRUST	TEMPE	333
22	AZD043848050	MOTOROLA INC	MESA	332
23	AZD020132502	TALLEY DEFENSE SYSTEMS	MESA	322
24	AZD042018689	ROGERS CORP-CIG	CHANDLER	308
25	AZD980895676	ALL WESTERN OIL	GILBERT	290
26	AZT050010636	GILBERT ENGINEERING	GLENDALE	267
27	AZD980735179	NORPLEX OAK INC/DIV.ALLIED SIGNAL	CHANDLER	247
28	AZ8170024493	MARINE CORPS AIR STA YUMA	YUMA MCAS	247
29	AZD091235457	INTEL CORP PHX CAMPUS	CHANDLER	247
30	AZD018517698	GARRETT PNEUMATIC SYSTEM	TEMPE	226
31	AZD981582216	HUCK MFG	TUCSON	226
32	AZD981579634	QUALITY PRINTED CIRCUITS CORP.	PHX	202
33	AZD983469339	CHEVRON SVC STA #90597	SCOTTSDALE	184
34	AZD093660579	MEDTRONIC/MICRO-REL	TEMPE	164
35	AZD980881163	MCDONNELL DOUGLAS	MESA	156
36	AZD982471062	TRW SAFETY SYSTEMS/MESA	MESA	147
37	AZD068411651	TEXACO REFINING & MKT	PHX	134
	AZT000617548	TEXACO INC	TUCSON	134
38	AZD008398505	CHEM RESEARCH CO	PHX	133
39	AZD982041907	HEXCEL ADVANCED PROD FACILITY	CHANDLER	132
40	AZD980881015	ACTII PRINTED CIRCUITS	TEMPE	117
41	AZD983471509	CHEVRON SVC STATION	PARKER	115
42	AZD008399636	MOTOROLA INC	SCOTTSDALE	114
43	AZD008394454	BURR-BROWN RESEARCH CORP	TUCSON	112
44	AZD003987997	HEXAL CORP	CASA GRANDE	112
45	AZD981666944	CITY OF PHX	GOODYEAR	102
46	AZD001886654	MAGMA COPPER CO SUPERIOR DIV	SUPERIOR	102
47	AZT000623819	DIGITAL EQUIP	TEMPE	98
48	AZD089304216	VAN WATERS & ROGERS	PHX	97
49	AZD085453603	CAPITAL CASTINGS INC	TEMPE	93
50	AZD000819615	UNIV OF ARIZONA	TUCSON	93
TOTAL				153,881

NOTE: STATE MAY HAVE FEWER THAN FIFTY GENERATORS

ARIZONA

1991 WASTE GENERATION, CONTINUED

4 QUANTITIES OF WASTE GENERATED IN 1991 THAT WERE

- REPORTED WITH ONLY CHARACTERISTIC WASTE CODES
- REPORTED WITH ONLY LISTED WASTE CODES
- REPORTED WITH BOTH CHARACTERISTIC AND LISTED WASTE CODES

WASTE HAS ONLY CHARACTERISTIC CODES	TONS OF WASTE GENERATED	WASTE HAS ONLY LISTED CODES	TONS OF WASTE GENERATED	WASTE HAS BOTH CHARACTERISTIC AND LISTED CODES	TONS OF WASTE GENERATED
ONLY IGNITABLE	1,155	ONLY AN F CODE	5,331		
ONLY CORROSIVE	4,172	ONLY A K CODE	0		
ONLY REACTIVE	204	ONLY A P CODE	75		
ONLY D004-17	3,328	ONLY A U CODE	1,502		
ONLY D018-43	1,950				
HAS MORE THAN ONE CHARACTERISTIC CODE	10,562	HAS MORE THAN ONE LISTED CODE	347		
TOTAL	21,370	TOTAL	7,256	TOTAL CHAR. AND LISTED	129,641

5 QUANTITIES OF WASTE GENERATED IN 1991 THAT WERE MULTIPLY CODED

WASTE HAS ONLY CHARACTERISTIC CODES BUT MORE THAN ONE APPLIES	TONS OF WASTE GENERATED	ONLY LISTED CODES BUT HAS MORE THAN ONE	TONS OF WASTE GENERATED	BOTH CHAR. & LISTED CODES	TONS OF WASTE GENERATED
HAS IGNITABLE CODE	3,469			IGN. W/ AT LEAST 1 LSTD	6,347
HAS CORROSIVE CODE	7,101			CORR. W/ AT LEAST 1 LSTD	75
HAS REACTIVE CODE	12			REACT. W/ AT LEAST 1 LSTD	15
HAS D004-D017 CODE	8,298			D004-17 W/ AT LEAST 1 LSTD	123,216
HAS D018-D043 CODE	2,522			D018-43 W/ AT LEAST 1 LSTD	718
		HAS AN F CODE	10	F WASTE W/ AT LEAST 1 CHAR	129,503
		HAS A K CODE	0	K WASTE W/ AT LEAST 1 CHAR	15
		HAS A P CODE	337	P WASTE W/ AT LEAST 1 CHAR	23
		HAS A U CODE	347	U WASTE W/ AT LEAST 1 CHAR	105
TOTAL	10,562	TOTAL	347	TOTAL	129,641

NOTE: COLUMNS DO NOT SUM TO TOTAL BECAUSE A WASTE CODE MAY APPLY TO MORE THAN ONE WASTE.
MIXTURES WITH IGNITABLE, CORROSIVE, REACTIVE, D004-17, AND D018-43 CHARACTERISTIC CODES ALSO MAY CONTAIN OTHER CHARACTERISTIC WASTE CODES.
SIMILARLY, WASTES WITH F,K,P, AND U LISTED CODES MAY HAVE OTHER LISTED WASTE CODES

ARIZONA

WASTE MANAGEMENT

6 NUMBER OF RCRA TSD FACILITIES: 33

7 QUANTITY OF RCRA HAZARDOUS WASTE MANAGED: 122,891 TONS

8 FIFTY LARGEST RCRA HAZARDOUS WASTE MANAGEMENT FACILITIES, 1991

RANK	EPAID	SITE NAME	CITY	TONS OF WASTE MANAGED
1	AZD009005422	HUGHES AIRCRAFT CO (SEE NOTE)	TUCSON	115,192
2	AZD009015389	ROMIC CHEM CORP. SW	CHANDLER	4,022
3	AZD980892731	RINCHEM CO	PHX	1,857
4	AZD049318009	RECYCLING RESOURCES, INC.	PHX	1,664
5	AZD981626617	PRESTO CASTING CO	GLENDALE	65
6	AZD980881163	MCDONNELL DOUGLAS	MESA	35
7	AZD020132502	TALLEY DEFENSE SYSTEMS	MESA	29
8	AZD039534995	BETTER BUILT ALUMINUM	PRESCOTT VALLEY	11
9	AZ5213820991	YUMA PROVING GRND US ARMY	YUMA	7
10	AZD980814479	UNIVERSAL PROPULSION	PHX	6
11	AZ4570024055	DAVIS MONTHAN AFB	TUCSON	2
12	AZD020640645	ACTION PROD	TEMPE	1
TOTAL				122,891

NOTE: STATE MAY HAVE FEWER THAN FIFTY FACILITIES THAT MANAGED WASTES.
WASTE ONLY MANAGED BY STORAGE IS NOT INCLUDED.

ARIZONA

WASTE MANAGEMENT, CONTINUED

9 QUANTITY OF RCRA HAZARDOUS WASTE MANAGED BY MANAGEMENT METHOD, 1991

MANAGEMENT METHOD	SYSTEM TYPE CODE	QUANTITY MANAGED (TONS)	PERCENTAGE OF QUANTITY	NUMBER OF FACILITIES	PERCENTAGE OF FACILITIES
SOLVENTS RECOVERY	M021-M029	771	1	6	25
OTHER RECOVERY	M031-M039	205	0	2	8
INCINERATION	M041-M049	8	0	3	13
ENERGY RECOVERY (REUSE AS FUEL)	M051-M059	9	0	1	4
FUEL BLENDING	M061-----	6,036	5	3	13
AQUEOUS INORGANIC TREATMENT	M071-M079	88	0	2	8
OTHER TREATMENT	M121-M129	115,773	94	6	25
OTHER DISPOSAL SPECIFIED IN COMMENTS	M137-DISP	0	0	1	4
TOTAL		122,891	100	12	100

10 MANAGEMENT METHOD, BY QUANTITY OF RCRA HAZARDOUS WASTE MANAGED, 1991

MANAGEMENT METHOD	SYSTEM TYPE CODE	QUANTITY MANAGED (TONS)	PERCENTAGE OF QUANTITY	NUMBER OF FACILITIES	PERCENTAGE OF FACILITIES
OTHER TREATMENT	M121-M129	115,773	94	6	25
FUEL BLENDING	M061-----	6,036	5	3	13
SOLVENTS RECOVERY	M021-M029	771	1	6	25
OTHER RECOVERY	M031-M039	205	0	2	8
AQUEOUS INORGANIC TREATMENT	M071-M079	88	0	2	8
ENERGY RECOVERY (REUSE AS FUEL)	M051-M059	9	0	1	4
INCINERATION	M041-M049	8	0	3	13
OTHER DISPOSAL SPECIFIED IN COMMENTS	M137-DISP	0	0	1	4
TOTAL		122,891	100	12	100

11 MANAGEMENT METHOD AND QUANTITY OF RCRA HAZARDOUS WASTE MANAGED BY NUMBER OF FACILITIES, 1991

MANAGEMENT METHOD	SYSTEM TYPE CODE	QUANTITY MANAGED (TONS)	PERCENTAGE OF QUANTITY	NUMBER OF FACILITIES	PERCENTAGE OF FACILITIES
SOLVENTS RECOVERY	M021-M029	771	1	6	25
OTHER TREATMENT	M121-M129	115,773	94	6	25
INCINERATION	M041-M049	8	0	3	13
FUEL BLENDING	M061-----	6,036	5	3	13
OTHER RECOVERY	M031-M039	205	0	2	8
AQUEOUS INORGANIC TREATMENT	M071-M079	88	0	2	8
ENERGY RECOVERY (REUSE AS FUEL)	M051-M059	9	0	1	4
OTHER DISPOSAL SPECIFIED IN COMMENTS	M137-DISP	0	0	1	4
TOTAL		122,891	100	12	100

NOTE: FACILITIES WITH ONLY STORAGE UNITS ARE EXCLUDED.
COLUMNS MAY NOT SUM DUE TO ROUNDING.
COLUMNS MAY NOT SUM TO TOTAL BECAUSE FACILITIES MAY HAVE MULTIPLE HANDLINGS METHODS.

ARIZONA

1991 WASTE SHIPMENTS

12 NUMBER OF RCRA HAZARDOUS WASTE SHIPPERS: 246

13 QUANTITY OF RCRA HAZARDOUS WASTE SHIPPED: 40,773 TONS

14 FIFTY LARGEST RCRA HAZARDOUS WASTE SHIPPERS, 1991

RANK	EPA ID	SITE NAME	CITY	QUANTITY SHIPPED (TONS)
1	AZD980735500	WORLD RESOURCES CO	PHX	7,854
2	AZD981574452	SANDERS TRUCKING SANDERS TRUST	TEMPE	3,330
3	AZD009015389	ROMIC CHEM CORP. SW	CHANDLER	2,987
4	AZD980892731	RINCHEM CO	PHX	2,574
5	AZD980896310	CONTINENTAL CIRCUITS CORP	PHX	1,703
6	AZD049318009	RECYCLING RESOURCES, INC.	PHX	1,534
7	AZD089308803	SAFETY KLEEN CORP	PHX	1,481
8	AZD982429367	MOBIL OIL CORP	YUMA	1,444
9	AZD982444630	VIRCO MFG CORP SAN LUIS TRK YD	SAN LUIS	1,387
10	AZD009004961	HONEYWELL, INC.	PHX	1,115
11	AZD980818330	NELCO TECHNOLOGY	TEMPE	1,057
12	AZD982519746	3M TUCSON DATA STORAGE PROD.	TUCSON	750
13	AZD980892897	SAFETY KLEEN CORP	TUCSON	712
14	AZT000611426	CAPITOL CASTING-CHANDLER	CHANDLER	667
15	AZD000625715	GOULD INC FOIL DIV	CHANDLER	630
16	AZD009000050	GARRETT ENGINE DIVISION	PHX	510
17	AZD009004177	MOTOROLA, INC.	PHX	499
18	AZD020703310	GATES LEARJET CORP	TUCSON	498
19	AZD063274609	CONTINENTAL CIRCUITS CORP	PHX	351
20	AZD043848050	MOTOROLA INC	MESA	338
21	AZD020132502	TALLEY DEFENSE SYSTEMS	MESA	322
22	AZD042018689	ROGERS CORP-CIG	CHANDLER	304
23	AZD009005422	HUGHES AIRCRAFT CO (SEE NOTE)	TUCSON	286
24	AZD980895676	ALL WESTERN OIL	GILBERT	279
25	AZT050010636	GILBERT ENGINEERING	GLENDALE	265
26	AZT050010180	CHEM WASTE MGMT INC AZ	PHX	261
27	AZD091235457	INTEL CORP PHX CAMPUS	CHANDLER	252
28	AZ8170024493	MARINE CORPS AIR STA YUMA	YUMA MCAS	247
29	AZD018517698	GARRETT PNEUMATIC SYSTEM	TEMPE	246
30	AZD981582216	HUCK MFG	TUCSON	226
31	AZD983469339	CHEVRON SVC STA #90597	SCOTTSDALE	184
32	AZD981579634	QUALITY PRINTED CIRCUITS CORP.	PHX	167
33	AZD093660579	MEDTRONIC/MICRO-REL	TEMPE	164
34	AZD980881015	ACTII PRINTED CIRCUITS	TEMPE	160
35	AZD068411651	TEXACO REFINING & MKT	PHX	134
	AZT000617548	TEXACO INC	TUCSON	134
36	AZD008398505	CHEM RESEARCH CO	PHX	133
37	AZD982041907	HEXCEL ADVANCED PROD FACILITY	CHANDLER	132
38	AZD980881163	MCDONNELL DOUGLAS	MESA	125
39	AZD983471509	CHEVRON SVC STATION	PARKER	115
40	AZD008394454	BURR-BROWN RESEARCH CORP	TUCSON	112
41	AZD003987997	HEXAL CORP	CASA GRANDE	112
42	AZD980735179	NORPLEX OAK INC/DIV.ALLIED SIGNAL	CHANDLER	108
43	AZD981666944	CITY OF PHX	GOODYEAR	102
44	AZD001886654	MAGMA COPPER CO SUPERIOR DIV	SUPERIOR	101
45	AZT000623819	DIGITAL EQUIP	TEMPE	100
46	AZD008399636	MOTOROLA INC	SCOTTSDALE	99
47	AZD089304216	VAN WATERS & ROGERS	PHX	98
48	AZD000819615	UNIV OF ARIZONA	TUCSON	97
49	AZD085453603	CAPITAL CASTINGS INC	TEMPE	93
50	AZD982503385	DYNACO WEST CORP	TEMPE	93
TOTAL				36,670

NOTES: COLUMNS MAY NOT SUM DUE TO ROUNDING.
STATE MAY HAVE FEWER THAN FIFTY SHIPPERS.

ARIZONA

1991 WASTE RECEIPTS

15 NUMBER OF RCRA HAZARDOUS WASTE RECEIVERS: 7

16 QUANTITY OF RCRA HAZARDOUS WASTE RECEIVED: 12,245 TONS

17 FIFTY LARGEST RCRA HAZARDOUS WASTE RECEIVERS, 1991

RANK	EPA ID	SITE NAME	CITY	QUANTITY RECEIVED (TONS)
1	AZD009015389	ROMIC CHEM CORP. SW	CHANDLER	7,223
2	AZD049318009	RECYCLING RESOURCES, INC.	PHX	1,433
3	AZD089308803	SAFETY KLEEN CORP	PHX	1,120
4	AZD980892731	RINCHEM CO	PHX	1,113
5	AZD980892897	SAFETY KLEEN CORP	TUCSON	1,075
6	AZT050010180	CHEM WASTE MGMT INC AZ	PHX	252
7	AZD020132502	TALLEY DEFENSE SYSTEMS	MESA	29
TOTAL				12,245

NOTES: COLUMNS MAY NOT SUM DUE TO ROUNDING.
STATE MAY HAVE FEWER THAN FIFTY FACILITIES THAT RECEIVED WASTE.

ARIZONA

1991 WASTE RECEIPTS, CONTINUED

18 QUANTITY OF RCRA HAZARDOUS WASTE MANAGED, BY MANAGEMENT METHOD, LIMITED TO WASTE RECEIVED FROM OFF SITE, 1991

MANAGEMENT METHOD	SYSTEM TYPE CODE	QUANTITY MANAGED (TONS)	PERCENTAGE OF QUANTITY	NUMBER OF FACILITIES	PERCENTAGE OF FACILITIES
SOLVENTS RECOVERY	M021-M029	757	15	3	21
OTHER RECOVERY	M031-M039	170	3	1	7
INCINERATION	M041-M049	1	0	2	14
ENERGY RECOVERY (REUSE AS FUEL)	M051-M059	9	0	1	7
FUEL BLENDING	M061-----	3,944	76	3	21
OTHER TREATMENT	M121-M129	320	6	3	21
OTHER DISPOSAL SPECIFIED IN COMMENTS	M137-DISP	0	0	1	7
TOTAL		5,202	100	4	100

19 MANAGEMENT METHOD, BY QUANTITY OF RCRA HAZARDOUS WASTE MANAGED, LIMITED TO WASTE RECEIVED FROM OFF SITE, 1991

MANAGEMENT METHOD	SYSTEM TYPE CODE	QUANTITY MANAGED (TONS)	PERCENTAGE OF QUANTITY	NUMBER OF FACILITIES	PERCENTAGE OF FACILITIES
FUEL BLENDING	M061-----	3,944	76	3	21
SOLVENTS RECOVERY	M021-M029	757	15	3	21
OTHER TREATMENT	M121-M129	320	6	3	21
OTHER RECOVERY	M031-M039	170	3	1	7
ENERGY RECOVERY (REUSE AS FUEL)	M051-M059	9	0	1	7
INCINERATION	M041-M049	1	0	2	14
OTHER DISPOSAL SPECIFIED IN COMMENTS	M137-DISP	0	0	1	7
TOTAL		5,202	100	4	100

20 MANAGEMENT METHOD AND QUANTITY OF RCRA HAZARDOUS WASTE MANAGED, BY NUMBER OF FACILITIES, LIMITED TO WASTE RECEIVED FROM OFF SITE, 1991

MANAGEMENT METHOD	SYSTEM TYPE CODE	QUANTITY MANAGED (TONS)	PERCENTAGE OF QUANTITY	NUMBER OF FACILITIES	PERCENTAGE OF FACILITIES
SOLVENTS RECOVERY	M021-M029	757	15	3	21
FUEL BLENDING	M061-----	3,944	76	3	21
OTHER TREATMENT	M121-M129	320	6	3	21
INCINERATION	M041-M049	1	0	2	14
OTHER RECOVERY	M031-M039	170	3	1	7
ENERGY RECOVERY (REUSE AS FUEL)	M051-M059	9	0	1	7
OTHER DISPOSAL SPECIFIED IN COMMENTS	M137-DISP	0	0	1	7
TOTAL		5,202	100	4	100

NOTE: FACILITIES WITH ONLY STORAGE UNITS ARE EXCLUDED
COLUMNS MAY NOT SUM DUE TO ROUNDING.
COLUMNS MAY NOT SUM TO TOTAL BECAUSE FACILITIES MAY HAVE MULTIPLE HANDLINGS METHODS.

ARIZONA

1991 IMPORTS AND EXPORTS

21 QUANTITY OF RCRA HAZARDOUS WASTE IMPORTED: 4,913 TONS

22 QUANTITY OF RCRA HAZARDOUS WASTE EXPORTED: 4,585,723 TONS

23 QUANTITY AND PERCENTAGE OF RCRA HAZARDOUS WASTEWATER AND NON-WASTEWATER MANAGEMENT IN 1991

MANAGEMENT TYPE	TONS	PERCENTAGE
WASTEWATER	116,062	94
NON-WASTEWATER	6,828	6
TOTAL	122,891	100

ARKANSAS

1991 WASTE GENERATION

1 NUMBER OF RCRA LARGE QUANTITY GENERATORS (LQGS): 149

2 QUANTITY OF RCRA HAZARDOUS WASTE GENERATED: 748,018 TONS

3 FIFTY LARGEST RCRA HAZARDOUS WASTE GENERATORS IN THE STATE, 1991

RANK	EPA ID	SITE NAME	CITY	TOTAL GENERATED (TONS)
1	ARD043195429	GREAT LAKES CHEMICAL	EL DORADO	619,722
2	ARD069748192	ENSCO INC	EL DORADO	51,560
3	ARD981057870	RINECO CHEMICAL INDUSTRIES	BENTON	18,613
4	ARD981908890	NUCOR YAMATO STEEL	BARFIELD	11,501
5	ARD089234884	ARKANSAS EASTMAN	MAGNESS	11,307
6	ARD052528809	ETHYL CORPORATION	MAGNOLIA	6,733
7	ARD990660649	CEDAR CHEMICAL CORP	WEST HELENA	5,543
8	ARD053730701	QUANEX MACSTEEL	FT SMITH	4,546
9	ARD093792067	CPS CHEMICAL CO OF ARKANSAS	WEST MEMPHIS	2,764
10	ARD091691261	ARKANSAS STEEL ASSOCIATES	NEWPORT	1,560
11	ARD982558561	ETHYL CORPORATION	MAGNOLIA	1,542
12	ARD093404143	CENTURY TUBE CORPORATION	PINE BLUFF	1,005
13	ARD000021998	LION OIL CO	EL DORADO	832
14	ARD047335922	REMINGTON ARMS CO INC	LONOKE	738
15	ARD982285447	BYRON VALVE & MACHINE CO INC	SILOAM SPRINGS	642
16	ARD035500818	SOUTHERN STEEL & WIRE	FT SMITH	574
17	ARD067671313	WEYERHAEUSER COMPANY	DEQUEEN	306
18	ARD000022186	GREAT LAKES CHEMICAL SOUTH PLT	EL DORADO	291
19	ARD049984214	DARLING STORE FIXTURES	PARAGOULD	273
20	ARD139607048	CYRO INDUSTRIES	OSCEOLA	251
21	ARD982558595	ARKANSAS GALVANIZING	PRAIRIE GROVE	244
22	ARD000604959	LTV AEROSPACE & DEFENSE	CAMDEN	238
23	ARD006344972	HEEKIN CAN INC	SPRINGDALE	222
24	ARD065317059	ARKANSAS AEROSPACE	LITTLE ROCK	222
25	ARD007240716	AMERON ENMAR FINISHES DIV	LITTLE ROCK	222
26	ARD091688283	ATLANTIC RESEARCH CORPORATION	E CAMDEN	217
27	ARD983274143	WAL MART STORES INC	BENTONVILLE	210
28	ARD059634659	GUARDSMAN PRODUCTS INC	LITTLE ROCK	210
29	ARD008049298	AMFUEL PLANT I	MAGNOLIA	183
30	ARD982283962	TEXAS EASTERN EL DORADO PS	EL DORADO	171
31	ARD042755389	WHIRLPOOL CORPORATION	FT SMTIH	161
32	ARD071253819	AEROQUIP CORPORATION	HEBER SPRINGS	157
33	ARD077395283	MAYBELLINE PRODUCTS CO INC	N LITTLE ROCK	156
34	AR0213820707	US ARMY PINE BLUFF ARSENAL	PINE BLUFF	155
35	ARD006344824	KOPPERS INDUSTRIES INC	N LITTLE ROCK	151
36	ARD982549479	ROHR INC	HEBER SPRINGS	137
37	ARD007022445	EMERSON ELECTRIC CO	PARAGOULD	137
38	ARD980583470	BEI DEFENSE SYSTEMS	CAMDEN	134
39	AR9210020187	US ARMY FORT CHAFFEE	FT SMITH	124
40	ARD980867642	SR OF ARKANSAS	WILSON	110
41	ARD982283905	TEXAS EASTERN PRODUCTS PIPELINE HELENA	HELENA	110
42	ARD038882676	KAWNEER CO INC	SPRINGDALE	107
43	ARD058698937	RINGIER AMERICA INC	JONESBORO	104
44	ARD005935986	BAXTER HEALTHCARE CORP	MOUNTAIN HOME	103
45	ARD010304475	CHEM-FAB CORPORATION	HOT SPRINGS	98
46	ARD983273590	BP CHEMICALS	JONESBORO	96
47	ARD044484780	DANAHER TOOL GROUP	SPRINGDALE	94
48	ARD982283970	TEXAS EASTERN PRODUCTS PIPELINE	EL DORADO	93
49	ARD006349724	TIMEX CORPORATION	LITTLE ROCK	92
50	AR8571924473	US AIR FORCE EAKER AFB	BLYTHEVILLE	90
TOTAL				744,850

NOTE: STATE MAY HAVE FEWER THAN FIFTY GENERATORS

ARKANSAS

1991 WASTE GENERATION, CONTINUED

4 QUANTITIES OF WASTE GENERATED IN 1991 THAT WERE

- REPORTED WITH ONLY CHARACTERISTIC WASTE CODES
- REPORTED WITH ONLY LISTED WASTE CODES
- REPORTED WITH BOTH CHARACTERISTIC AND LISTED WASTE CODES

WASTE HAS ONLY CHARACTERISTIC CODES	TONS OF WASTE GENERATED	WASTE HAS ONLY LISTED CODES	TONS OF WASTE GENERATED	WASTE HAS BOTH CHARACTERISTIC AND LISTED CODES	TONS OF WASTE GENERATED
ONLY IGNITABLE	10,510	ONLY AN F CODE	2,770		
ONLY CORROSIVE	778	ONLY A K CODE	643,588		
ONLY REACTIVE	361	ONLY A P CODE	1,890		
ONLY D004-17	23,814	ONLY A U CODE	181		
ONLY D018-43	290				
HAS MORE THAN ONE CHARACTERISTIC CODE	2,228	HAS MORE THAN ONE LISTED CODE	0		
TOTAL	37,981	TOTAL	648,430	TOTAL CHAR. AND LISTED	61,606

5 QUANTITIES OF WASTE GENERATED IN 1991 THAT WERE MULTIPLY CODED

ONLY CHARACTERISTIC CHARACTERISTIC CODES THAN ONE	TONS OF WASTE GENERATED	ONLY LISTED CODES BUT HAS MORE THAN ONE	TONS OF WASTE GENERATED	BOTH CHAR. & LISTED CODES	TONS OF WASTE GENERATED
HAS IGNITABLE CODE	1,798			IGN. W/ AT LEAST 1 LSTD	60,556
HAS CORROSIVE CODE	839			CORR. W/ AT LEAST 1 LSTD	38,684
HAS REACTIVE CODE	35			REACT. W/ AT LEAST 1 LSTD	21,978
HAS D004-D017 CODE	1,698			D004-17 W/ AT LEAST 1 LSTD	57,202
HAS D018-D043 CODE	1,175			D018-43 W/ AT LEAST 1 LSTD	57,002
		HAS AN F CODE	0	F WASTE W/ AT LEAST 1 CHAR	61,265
		HAS A K CODE	0	K WASTE W/ AT LEAST 1 CHAR	22,540
		HAS A P CODE	0	P WASTE W/ AT LEAST 1 CHAR	7,620
		HAS A U CODE	0	U WASTE W/ AT LEAST 1 CHAR	18,182
TOTAL	2,228	TOTAL	0	TOTAL	61,606

NOTE: COLUMNS DO NOT SUM TO TOTAL BECAUSE A WASTE CODE MAY APPLY TO MORE THAN ONE WASTE.
MIXTURES WITH IGNITABLE, CORROSIVE, REACTIVE, D004-17, AND D018-43 CHARACTERISTIC CODES ALSO MAY CONTAIN OTHER CHARACTERISTIC WASTE CODES.
SIMILARLY, WASTES WITH F,K,P, AND U LISTED CODES MAY HAVE OTHER LISTED WASTE CODES

ARKANSAS

WASTE MANAGEMENT

6 NUMBER OF RCRA TSD FACILITIES: 24

7 QUANTITY OF RCRA HAZARDOUS WASTE MANAGED: 757,956 TONS

8 FIFTY LARGEST RCRA HAZARDOUS WASTE MANAGEMENT FACILITIES, 1991

RANK	EPAID	SITE NAME	CITY	TONS OF WASTE MANAGED
1	ARD043195429	GREAT LAKES CHEMICAL	EL DORADO	618,599
2	ARD981512270	ASH GROVE CEMENT CO	FOREMAN	69,579
3	ARD069748192	ENSCO INC	EL DORADO	37,180
4	ARD981057870	RINECO CHEMICAL INDUSTRIES	BENTON	21,026
5	ARD089234884	ARKANSAS EASTMAN	MAGNESS	10,768
6	ARD052528809	ETHYL CORPORATION	MAGNOLIA	344
7	ARD091688283	ATLANTIC RESEARCH CORPORATION	E CAMDEN	199
8	ARD980621155	LTV AEROSPACE & DEFENSE	E CAMDEN	180
9	ARD051965416	DOW CHEMICAL RUSSELLVILLE	RUSSELLVILLE	25
10	ARD980867873	TRACOR AEROSPACE R-1/R-15 FACILITY	E CAMDEN	24
11	ARD047335922	REMINGTON ARMS CO INC	LONOKE	11
12	AR0213820707	US ARMY PINE BLUFF ARSENAL	PINE BLUFF	9
13	AR6140090006	US EPA INCINERATION RESEARCH FACILITY	JEFFERSON	5
14	AR9210020187	US ARMY FORT CHAFFEE	FT SMITH	4
15	ARD093417525	AUSTIN POWDER CO	E CAMDEN	1
16	AR8571924473	US AIR FORCE EAKER AFB	BLYTHEVILLE	0
TOTAL				757,956

NOTE: STATE MAY HAVE FEWER THAN FIFTY FACILITIES THAT MANAGED WASTES.
WASTE ONLY MANAGED BY STORAGE IS NOT INCLUDED.

ARKANSAS

WASTE MANAGEMENT, CONTINUED

9 QUANTITY OF RCRA HAZARDOUS WASTE MANAGED BY MANAGEMENT METHOD, 1991

MANAGEMENT METHOD	SYSTEM TYPE CODE	QUANTITY MANAGED (TONS)	PERCENTAGE OF QUANTITY	NUMBER OF FACILITIES	PERCENTAGE OF FACILITIES
SOLVENTS RECOVERY	M021-M029	64	0	2	11
OTHER RECOVERY	M031-M039	344	0	1	6
INCINERATION	M041-M049	45,126	6	4	22
ENERGY RECOVERY (REUSE AS FUEL)	M051-M059	72,567	10	2	11
FUEL BLENDING	M061-----	21,026	3	1	6
OTHER TREATMENT	M121-M129	49	0	6	33
DEEPWELL / UNDERGROUND INJECTION	M134-DISP	618,599	82	1	6
OTHER DISPOSAL SPECIFIED IN COMMENTS	M137-DISP	180	0	1	6
TOTAL		757,956	100	16	100

10 MANAGEMENT METHOD, BY QUANTITY OF RCRA HAZARDOUS WASTE MANAGED, 1991

MANAGEMENT METHOD	SYSTEM TYPE CODE	QUANTITY MANAGED (TONS)	PERCENTAGE OF QUANTITY	NUMBER OF FACILITIES	PERCENTAGE OF FACILITIES
DEEPWELL / UNDERGROUND INJECTION	M134-DISP	618,599	82	1	6
ENERGY RECOVERY (REUSE AS FUEL)	M051-M059	72,567	10	2	11
INCINERATION	M041-M049	45,126	6	4	22
FUEL BLENDING	M061-----	21,026	3	1	6
OTHER RECOVERY	M031-M039	344	0	1	6
OTHER DISPOSAL SPECIFIED IN COMMENTS	M137-DISP	180	0	1	6
SOLVENTS RECOVERY	M021-M029	64	0	2	11
OTHER TREATMENT	M121-M129	49	0	6	33
TOTAL		757,956	100	16	100

11 MANAGEMENT METHOD AND QUANTITY OF RCRA HAZARDOUS WASTE MANAGED BY NUMBER OF FACILITIES, 1991

MANAGEMENT METHOD	SYSTEM TYPE CODE	QUANTITY MANAGED (TONS)	PERCENTAGE OF QUANTITY	NUMBER OF FACILITIES	PERCENTAGE OF FACILITIES
OTHER TREATMENT	M121-M129	49	0	6	33
INCINERATION	M041-M049	45,126	6	4	22
SOLVENTS RECOVERY	M021-M029	64	0	2	11
ENERGY RECOVERY (REUSE AS FUEL)	M051-M059	72,567	10	2	11
OTHER RECOVERY	M031-M039	344	0	1	6
FUEL BLENDING	M061-----	21,026	3	1	6
DEEPWELL / UNDERGROUND INJECTION	M134-DISP	618,599	82	1	6
OTHER DISPOSAL SPECIFIED IN COMMENTS	M137-DISP	180	0	1	6
TOTAL		757,956	100	16	100

NOTE: FACILITIES WITH ONLY STORAGE UNITS ARE EXCLUDED.
COLUMNS MAY NOT SUM DUE TO ROUNDING.
COLUMNS MAY NOT SUM TO TOTAL BECAUSE FACILITIES MAY HAVE MULTIPLE HANDLINGS METHODS.

ARKANSAS

1991 WASTE SHIPMENTS

12 NUMBER OF RCRA HAZARDOUS WASTE SHIPPERS: 148

13 QUANTITY OF RCRA HAZARDOUS WASTE SHIPPED: 120,423 TONS

14 FIFTY LARGEST RCRA HAZARDOUS WASTE SHIPPERS, 1991

RANK	EPA ID	SITE NAME	CITY	QUANTITY SHIPPED (TONS)
1	ARD069748192	ENSCO INC	EL DORADO	51,560
2	ARD981057870	RINECO CHEMICAL INDUSTRIES	BENTON	19,645
3	ARD981908890	NUCOR YAMATO STEEL	BARFIELD	11,501
4	ARD052528809	ETHYL CORPORATION	MAGNOLIA	7,212
5	ARD990660649	CEDAR CHEMICAL CORP	WEST HELENA	5,543
6	ARD053730701	QUANEX MACSTEEL	FT SMITH	4,546
7	ARD093792067	CPS CHEMICAL CO OF ARKANSAS	WEST MEMPHIS	2,686
8	ARD982558561	ETHYL CORPORATION	MAGNOLIA	1,594
9	ARD091691261	ARKANSAS STEEL ASSOCIATES	NEWPORT	1,560
10	ARD043195429	GREAT LAKES CHEMICAL	EL DORADO	1,123
11	ARD054575238	SAFETY KLEEN CORP	LITTLE ROCK	1,049
12	ARD000021998	LION OIL CO	EL DORADO	832
13	ARD089234884	ARKANSAS EASTMAN	MAGNESS	752
14	ARD047335922	REMINGTON ARMS CO INC	LONOKE	744
15	ARD982285447	BYRON VALVE & MACHINE CO INC	SILOAM SPRINGS	635
16	ARD035500818	SOUTHERN STEEL & WIRE	FT SMITH	574
17	ARD093404143	CENTURY TUBE CORPORATION	PINE BLUFF	306
18	ARD067671313	WEYERHAEUSER COMPANY	DEQUEEN	306
19	ARD000022186	GREAT LAKES CHEMICAL SOUTH PLT	EL DORADO	278
20	ARD049984214	DARLING STORE FIXTURES	PARAGOULD	273
21	ARD139607048	CYRO INDUSTRIES	OSCEOLA	272
22	ARD982558595	ARKANSAS GALVANIZING	PRAIRIE GROVE	244
23	ARD000604959	LTV AEROSPACE & DEFENSE	CAMDEN	238
24	ARD007240716	AMERON ENMAR FINISHES DIV	LITTLE ROCK	237
25	ARD000709733	SAFETY KLEEN CORPORATION	FT SMITH	229
26	ARD065317059	ARKANSAS AEROSPACE	LITTLE ROCK	222
27	ARD006344972	HEEKIN CAN INC	SPRINGDALE	216
28	ARD983274143	WAL MART STORES INC	BENTONVILLE	210
29	ARD059634659	GUARDSMAN PRODUCTS INC	LITTLE ROCK	210
30	ARD042755389	WHIRLPOOL CORPORATION	FT SMTIH	181
31	ARD008049298	AMFUEL PLANT I	MAGNOLIA	180
32	ARD982283962	TEXAS EASTERN EL DORADO PS	EL DORADO	171
33	ARD071253819	AEROQUIP CORPORATION	HEBER SPRINGS	157
34	ARD982549479	ROHR INC	HEBER SPRINGS	137
35	ARD980583470	BEI DEFENSE SYSTEMS	CAMDEN	133
36	ARD007022445	EMERSON ELECTRIC CO	PARAGOULD	129
37	AR9210020187	US ARMY FORT CHAFFEE	FT SMITH	120
38	ARD005935986	BAXTER HEALTHCARE CORP	MOUNTAIN HOME	113
39	ARD980867642	SR OF ARKANSAS	WILSON	110
40	ARD982283905	TEXAS EASTERN PRODUCTS PIPELINE HELENA	HELENA	110
41	ARD038882676	KAWNEER CO INC	SPRINGDALE	107
42	ARD058698937	RINGIER AMERICA INC	JONESBORO	104
43	ARD067673301	ROCK TENN	CONWAY	104
44	ARD010304475	CHEM-FAB CORPORATION	HOT SPRINGS	98
45	ARD044484780	DANAHER TOOL GROUP	SPRINGDALE	94
46	ARD982283970	TEXAS EASTERN PRODUCTS PIPELINE	EL DORADO	93
47	ARD006349724	TIMEX CORPORATION	LITTLE ROCK	92
48	AR8571924473	US AIR FORCE EAKER AFB	BLYTHEVILLE	89
49	ARD055790422	ALUMAX MAGNOLIA DIVISION	MAGNOLIA	88
50	ARD157233743	BRINKLEY MOTOR PRODUCTS	BRINKLEY	84
TOTAL				117,290

NOTES: COLUMNS MAY NOT SUM DUE TO ROUNDING.
STATE MAY HAVE FEWER THAN FIFTY SHIPPERS.

ARKANSAS

1991 WASTE RECEIPTS

15 NUMBER OF RCRA HAZARDOUS WASTE RECEIVERS: 11

16 QUANTITY OF RCRA HAZARDOUS WASTE RECEIVED: 128,985 TONS

17 FIFTY LARGEST RCRA HAZARDOUS WASTE RECEIVERS, 1991

RANK	EPA ID	SITE NAME	CITY	QUANTITY RECEIVED (TONS)
1	ARD981512270	ASH GROVE CEMENT CO	FOREMAN	69,569
2	ARD069748192	ENSCO INC	EL DORADO	37,180
3	ARD981057870	RINECO CHEMICAL INDUSTRIES	BENTON	21,026
4	ARD054575238	SAFETY KLEEN CORP	LITTLE ROCK	513
5	ARD052528809	ETHYL CORPORATION	MAGNOLIA	344
6	ARD980621155	LTV AEROSPACE & DEFENSE	E CAMDEN	180
7	ARD000709733	SAFETY KLEEN CORPORATION	FT SMITH	102
8	ARD071245401	VAN WATERS & ROGERS INC	JACKSONVILLE	58
9	ARD980867873	TRACOR AEROSPACE R-1/R-15 FACILITY	E CAMDEN	6
10	ARD000604959	LTV AEROSPACE & DEFENSE	CAMDEN	5
11	AR0213820707	US ARMY PINE BLUFF ARSENAL	PINE BLUFF	1
TOTAL				128,985

NOTES: COLUMNS MAY NOT SUM DUE TO ROUNDING.
STATE MAY HAVE FEWER THAN FIFTY FACILITIES THAT RECEIVED WASTE.

ARKANSAS

1991 WASTE RECEIPTS, CONTINUED

18 QUANTITY OF RCRA HAZARDOUS WASTE MANAGED, BY MANAGEMENT METHOD, LIMITED TO WASTE RECEIVED FROM OFF SITE, 1991

MANAGEMENT METHOD	SYSTEM TYPE CODE	QUANTITY MANAGED (TONS)	PERCENTAGE OF QUANTITY	NUMBER OF FACILITIES	PERCENTAGE OF FACILITIES
OTHER RECOVERY	M031-M039	344	0	1	14
INCINERATION	M041-M049	37,180	29	1	14
ENERGY RECOVERY (REUSE AS FUEL)	M051-M059	69,569	54	1	14
FUEL BLENDING	M061-----	21,026	16	1	14
OTHER TREATMENT	M121-M129	7	0	2	29
OTHER DISPOSAL SPECIFIED IN COMMENTS	M137-DISP	180	0	1	14
TOTAL		128,307	100	7	100

19 MANAGEMENT METHOD, BY QUANTITY OF RCRA HAZARDOUS WASTE MANAGED, LIMITED TO WASTE RECEIVED FROM OFF SITE, 1991

MANAGEMENT METHOD	SYSTEM TYPE CODE	QUANTITY MANAGED (TONS)	PERCENTAGE OF QUANTITY	NUMBER OF FACILITIES	PERCENTAGE OF FACILITIES
ENERGY RECOVERY (REUSE AS FUEL)	M051-M059	69,569	54	1	14
INCINERATION	M041-M049	37,180	29	1	14
FUEL BLENDING	M061-----	21,026	16	1	14
OTHER RECOVERY	M031-M039	344	0	1	14
OTHER DISPOSAL SPECIFIED IN COMMENTS	M137-DISP	180	0	1	14
OTHER TREATMENT	M121-M129	7	0	2	29
TOTAL		128,307	100	7	100

20 MANAGEMENT METHOD AND QUANTITY OF RCRA HAZARDOUS WASTE MANAGED, BY NUMBER OF FACILITIES, LIMITED TO WASTE RECEIVED FROM OFF SITE, 1991

MANAGEMENT METHOD	SYSTEM TYPE CODE	QUANTITY MANAGED (TONS)	PERCENTAGE OF QUANTITY	NUMBER OF FACILITIES	PERCENTAGE OF FACILITIES
OTHER TREATMENT	M121-M129	7	0	2	29
OTHER RECOVERY	M031-M039	344	0	1	14
INCINERATION	M041-M049	37,180	29	1	14
ENERGY RECOVERY (REUSE AS FUEL)	M051-M059	69,569	54	1	14
FUEL BLENDING	M061-----	21,026	16	1	14
OTHER DISPOSAL SPECIFIED IN COMMENTS	M137-DISP	180	0	1	14
TOTAL		128,307	100	7	100

NOTE: FACILITIES WITH ONLY STORAGE UNITS ARE EXCLUDED
COLUMNS MAY NOT SUM DUE TO ROUNDING.
COLUMNS MAY NOT SUM TO TOTAL BECAUSE FACILITIES MAY HAVE MULTIPLE HANDLINGS METHODS.

ARKANSAS

1991 IMPORTS AND EXPORTS

21 QUANTITY OF RCRA HAZARDOUS WASTE IMPORTED: 112,703 TONS

22 QUANTITY OF RCRA HAZARDOUS WASTE EXPORTED: 4,585,723 TONS

23 QUANTITY AND PERCENTAGE OF RCRA HAZARDOUS WASTEWATER AND NON-WASTEWATER MANAGEMENT IN 1991

MANAGEMENT TYPE	TONS	PERCENTAGE
WASTEWATER	618,649	82
NON-WASTEWATER	139,308	18
TOTAL	757,956	100

CALIFORNIA

1991 WASTE GENERATION

1 NUMBER OF RCRA LARGE QUANTITY GENERATORS (LQGS): 2110

2 QUANTITY OF RCRA HAZARDOUS WASTE GENERATED: 12,896,881 TONS

3 FIFTY LARGEST RCRA HAZARDOUS WASTE GENERATORS IN THE STATE, 1991

RANK	EPA ID	SITE NAME	CITY	TOTAL GENERATED (TONS)
1	CAD009164021	SHELL OIL CO/MARTINEZ MFG COMP	MARTINEZ	7,303,645
2	CAD041472986	NATIONAL SEMICONDUCTOR CORP	SANTA CLARA	1,605,142
3	CAD008354052	MOBIL OIL CORP	TORRANCE	890,150
4	CAD070466479	SIGNETICS COMPANY	SUNNYVALE	403,927
5	CAD097030993	NORRIS INDUSTRIES INC	VERNON	396,012
6	CAD008378044	DOUGLAS AIRCRAFT COMPANY	LONG BEACH	365,663
7	CAD008324949	TRW ELECTRONIC & DEFENSE	MANHATTAN BEACH	268,675
8	CA7210020759	RIVERBANK ARMY AMMUNITION PLAN	RIVERBANK	189,720
9	CA7170090016	NAVAL AIR STATION NORTH ISLAND	SAN DIEGO	131,961
10	CAD982412165	TOPPAN WEST INC.	SAN DIEGO	87,354
11	CAD982468282	MEKTEK CORPORATION	MILPITAS	86,174
12	CAD009630708	DEUTSCH COMPANY	OCEANSIDE	78,051
13	CAD063001770	EXXON CO USA/BENICIA REFINERY	BENICIA	77,432
14	CAD008384588	MCDONNELL DOUGLAS CORP	HUNTINGTON BEACH	61,703
15	CAD043237486	CHEVRON CHEMICAL CO	RICHMOND	49,795
16	CA2170023152	NAVAL AIR WEAPONS STATION	CHINA LAKE	47,052
17	CAD008488025	ENTECH RECOVERY, INC. DBA SOUTHERN CALIF	SANTA FE SPRINGS	36,644
18	CAD000030494	UNITED STATES-AEROJET RCRA FACILITY	RANCHO CORDOVA	36,135
19	CAD981373053	HUNTWAY REFINING CO	WILMINGTON	35,155
20	CAT080033939	IDT, INC.	SANTA CLARA	30,812
21	CAD981166002	SACRAMENTO GAS LOAD CENTER PACIFIC GAS A	SACRAMENTO	30,328
22	CAD009151671	E I DUPONT DE NEMOURS & COMPAN	ANTIOCH	27,777
23	CAD077227049	ARCO PRODUCTS COMPANY LOS ANGELES REFINE	CARSON	26,409
24	CAD008302903	OIL & SOLVENT PROCESS COMPANY	AZUSA	26,110
25	CAD981378789	STRUCTURAL COMPOSITES INDUSTRI	POMONA	22,115
26	CAD009111212	SCHLAGE LOCK CO	SAN FRANCISCO	21,890
27	CAD008336901	CHEVRON USA INC-EL SEGUNDO REF	EL SEGUNDO	19,794
28	CAD000627943	FOUR CORNERS PIPE LINE	LONG BEACH	19,093
29	CAD043555366	MONSANTO COMPANY CARSON PLANT	CARSON	19,003
30	CAD044429884	HUCK INTERNATIONAL, INC.	CARSON	16,854
31	CAD009142290	GENERAL CHEMICAL CORPORATION	PITTSBURG	15,513
32	CAD008289431	NORTHROP CORP. ELECTRONICS SYSTEMS DIVIS	ANAHEIM	15,408
33	CAD066676123	SHELL OIL COMPANY WILMINGTON MANUFACTURI	CARSON	15,071
34	CAD009140120	MARLEY COOLING TOWER CO STOCKT	STOCKTON	14,898
35	CAD093459485	SAFETY-KLEEN CORP/REEDLEY	REEDLEY	14,541
36	CAD006906283	PRECISION SPECIALITY METALS	LOS ANGELES	13,066
37	CAD008237679	UNOCAL - LOS ANGELES REFINERY	WILMINGTON	12,336
38	CAD982503328	OC ALPHANETICS INC	SANTA ANA	12,073
39	CAD001946383	FAIRCHILD AEROSPACE FASTENERS SOUTH BAY	TORRANCE	11,797
40	CAD076243815	TELEDYNE CAST PRODUCTS	POMONA	11,342
41	CAD009438300	VARIAN ASSOCIATES PG & XTP	SAN CARLOS	10,981
42	CAD059494310	SOLVENT SERVICE CO., INC.	SAN JOSE	9,619
43	CAD980673347	U.S. CIRCUITS	ESCONDIDO	9,065
44	CAD009150194	USS-POSCO INDUSTRIES	PITTSBURG	8,480
45	CAD982361404	TAMCO	RANCHO CUCAMONGA	7,940
46	CAD008386641	TELEDYNE BATTERY PRODUCTS	REDLANDS	7,703
47	CAD048645444	BECKMAN INSTRUMENTS INC	PORTERVILLE	7,592
48	CAD076306836	GTE GOVERNMENT SYSTEMS CORP-ED	MOUNTAIN VIEW	7,503
49	CA6170024289	NAVAL STATION	SAN DIEGO	7,396
50	CAD008383523	PACIFIC TUBE COMPANY	LOS ANGELES	6,269

NOTE: STATE MAY HAVE FEWER THAN FIFTY GENERATORS
CBI DATA HAVE BEEN EXCLUDED FROM THIS STATE'S DATA.

CALIFORNIA

1991 WASTE GENERATION, CONTINUED

4 QUANTITIES OF WASTE GENERATED IN 1991 THAT WERE

- REPORTED WITH ONLY CHARACTERISTIC WASTE CODES
- REPORTED WITH ONLY LISTED WASTE CODES
- REPORTED WITH BOTH CHARACTERISTIC AND LISTED WASTE CODES

WASTE HAS ONLY CHARACTERISTIC CODES	TONS OF WASTE GENERATED	WASTE HAS ONLY LISTED CODES	TONS OF WASTE GENERATED	WASTE HAS BOTH CHARACTERISTIC AND LISTED CODES	TONS OF WASTE GENERATED
ONLY IGNITABLE	35,390	ONLY AN F CODE	287,309		
ONLY CORROSIVE	3,824,915	ONLY A K CODE	97,596		
ONLY REACTIVE	292	ONLY A P CODE	342		
ONLY D004-17	729,798	ONLY A U CODE	15,633		
ONLY D018-43	7,425,489				
HAS MORE THAN ONE CHARACTERISTIC CODE	212,445	HAS MORE THAN ONE LISTED CODE	425		
TOTAL	12,228,328	TOTAL	401,304	TOTAL CHAR. AND LISTED	266,836

5 QUANTITIES OF WASTE GENERATED IN 1991 THAT WERE MULTIPLY CODED

WASTE HAS ONLY CHARACTERISTIC CODES BUT MORE THAN ONE APPLIES	TONS OF WASTE GENERATED	ONLY LISTED CODES BUT HAS MORE THAN ONE	TONS OF WASTE GENERATED	BOTH CHAR. & LISTED CODES	TONS OF WASTE GENERATED
HAS IGNITABLE CODE	19,135			IGN. W/ AT LEAST 1 LSTD	128,994
HAS CORROSIVE CODE	175,111			CORR. W/ AT LEAST 1 LSTD	30,313
HAS REACTIVE CODE	6,324			REACT. W/ AT LEAST 1 LSTD	13,787
HAS D004-D017 CODE	194,206			D004-17 W/ AT LEAST 1 LSTD	98,702
HAS D018-D043 CODE	36,835			D018-43 W/ AT LEAST 1 LSTD	38,176
		HAS AN F CODE	228	F WASTE W/ AT LEAST 1 CHAR	257,727
		HAS A K CODE	25	K WASTE W/ AT LEAST 1 CHAR	22,027
		HAS A P CODE	208	P WASTE W/ AT LEAST 1 CHAR	1,670
		HAS A U CODE	389	U WASTE W/ AT LEAST 1 CHAR	103,321
TOTAL	212,445	TOTAL	425	TOTAL	266,836

NOTE: COLUMNS DO NOT SUM TO TOTAL BECAUSE A WASTE CODE MAY APPLY TO MORE THAN ONE WASTE.
MIXTURES WITH IGNITABLE, CORROSIVE, REACTIVE, D004-17, AND D018-43 CHARACTERISTIC CODES ALSO MAY CONTAIN OTHER CHARACTERISTIC WASTE CODES.
SIMILARLY, WASTES WITH F,K,P, AND U LISTED CODES MAY HAVE OTHER LISTED WASTE CODES
CBI DATA HAVE BEEN EXCLUDED FROM THIS STATE'S DATA.

CALIFORNIA

WASTE MANAGEMENT

6 NUMBER OF RCRA TSD FACILITIES: 406

7 QUANTITY OF RCRA HAZARDOUS WASTE MANAGED: 11,931,607 TONS

8 FIFTY LARGEST RCRA HAZARDOUS WASTE MANAGEMENT FACILITIES, 1991

RANK	EPAID	SITE NAME	CITY	TONS OF WASTE MANAGED
1	CAD009164021	SHELL OIL CO/MARTINEZ MFG COMP	MARTINEZ	7,299,195
2	CAD041472986	NATIONAL SEMICONDUCTOR CORP	SANTA CLARA	1,604,446
3	CAD008274938	KAISER STEEL RESOURCES, INC.	FONTANA	483,736
4	CAD097030993	NORRIS INDUSTRIES INC	VERNON	409,250
5	CAD070466479	SIGNETICS COMPANY	SUNNYVALE	403,878
6	CAD008324949	TRW ELECTRONIC & DEFENSE	MANHATTAN BEACH	268,549
7	CA7210020759	RIVERBANK ARMY AMMUNITION PLAN	RIVERBANK	189,696
8	CAT000646117	CHEMICAL WASTE MGMT INC/KETTLE	KETTLEMAN CITY	121,671
9	CA7170090016	NAVAL AIR STATION NORTH ISLAND	SAN DIEGO	104,884
10	CA1800090010	ROCKWELL INT/ROCKETDYNE SSFL/AREA II	SIMI HILLS	97,503
11	CAD982412165	TOPPAN WEST INC.	SAN DIEGO	86,663
12	CAD009630708	DEUTSCH COMPANY	OCEANSIDE	77,658
13	CAT080011059	PETROLEUM RECYCLING CORPORATION	SIGNAL HILL	70,727
14	CAD067786749	BKK SANITARY LANDFILL	WEST COVINA	64,818
15	CAD008488025	ENTECH RECOVERY, INC. DBA SOUTHERN CALIF	SANTA FE SPRINGS	56,441
16	CAD008302903	OIL & SOLVENT PROCESS COMPANY	AZUSA	50,528
17	CAD043237486	CHEVRON CHEMICAL CO	RICHMOND	48,559
18	CA2170023152	NAVAL AIR WEAPONS STATION	CHINA LAKE	45,872
19	CAD093459485	SAFETY-KLEEN CORP/REEDLEY	REEDLEY	35,237
20	CAD981373053	HUNTWAY REFINING CO	WILMINGTON	35,048
21	CAD000030494	UNITED STATES-AEROJET RCRA FACILITY	RANCHO CORDOVA	32,813
22	CAT080033939	IDT, INC.	SANTA CLARA	30,799
23	CAD009151671	E I DUPONT DE NEMOURS & COMPAN	ANTIOCH	27,540
24	CAD043260702	GIBSON OIL & REFINING	REDWOOD CITY	27,140
25	CAD981378789	STRUCTURAL COMPOSITES INDUSTRI	POMONA	22,102
26	CAD044429884	HUCK INTERNATIONAL, INC.	CARSON	16,683
27	CAD980675276	LAIDLAW ENVIRONMENTAL SERVICES (LOKERN),	BUTTONWILLOW	15,746
28	CAD009142290	GENERAL CHEMICAL CORPORATION	PITTSBURG	15,473
29	CAD009140120	MARLEY COOLING TOWER CO STOCKT	STOCKTON	14,595
30	CAD008386641	TELEDYNE BATTERY PRODUCTS	REDLANDS	14,464
31	CAD088504881	KINSBURSKY BROS SUPPLY INC	ANAHEIM	12,083
32	CAD076243815	TELEDYNE CAST PRODUCTS	POMONA	11,292
33	CAD009438300	VARIAN ASSOCIATES PG & XTP	SAN CARLOS	10,834
34	CAD980883177	GIBSON OIL & REFINING	BAKERSFIELD	9,557
35	CA3570024551	CASTLE AIR FORCE BASE	CASTLE AFB	9,137
36	CAD982463184	FUJI TRUCOLOR PHOTO, INC.	SAN DIEGO	8,855
37	CAD009150194	USS-POSCO INDUSTRIES	PITTSBURG	7,536
38	CAD076306836	GTE GOVERNMENT SYSTEMS CORP-ED	MOUNTAIN VIEW	7,489
39	CAD048645444	BECKMAN INSTRUMENTS INC	PORTERVILLE	7,462
40	CAT080033681	CHEM-TECH SYSTEMS, INC.	LOS ANGELES	7,294
41	CAD008364432	RHO-CHEM CORP	INGLEWOOD	6,733
42	CAD043555366	MONSANTO COMPANY CARSON PLANT	CARSON	6,595
43	CAD981160948	ENTECH RECOVERY, INC. DBA CP INORGANICS	UNION CITY	5,776
44	CAD050806850	OIL PROCESS CO (DBA)	LOS ANGELES	4,093
45	CAD028409019	CROSBY & OVERTON - PLANT #1	LONG BEACH	3,044
46	CAD981458466	GIBSON OIL & REFINING	WILMINGTON	2,920
47	CAD981367659	R & R PROCESSING	SAN JOSE	2,680
48	CAD097854541	GNB INCORPORATED	VERNON	2,516
49	CAD041520644	TEXACO REFINING & MARKETING	WILMINGTON	2,354
50	CAD076528678	DOW CHEMICAL-PITTSBURG PLANT	PITTSBURG	2,000
TOTAL				11,901,964

NOTE: STATE MAY HAVE FEWER THAN FIFTY FACILITIES THAT MANAGED WASTES.
WASTE ONLY MANAGED BY STORAGE IS NOT INCLUDED.
CBI DATA HAVE BEEN EXCLUDED FROM THIS STATE'S DATA.

CALIFORNIA

WASTE MANAGEMENT, CONTINUED

9 QUANTITY OF RCRA HAZARDOUS WASTE MANAGED BY MANAGEMENT METHOD, 1991

MANAGEMENT METHOD	SYSTEM TYPE CODE	QUANTITY MANAGED (TONS)	PERCENTAGE OF QUANTITY	NUMBER OF FACILITIES	PERCENTAGE OF FACILITIES
METALS RECOVERY (FOR REUSE)	M011-M019	17,670	0	17	8
SOLVENTS RECOVERY	M021-M029	53,932	0	24	12
OTHER RECOVERY	M031-M039	184,824	2	16	8
INCINERATION	M041-M049	65,500	1	9	4
ENERGY RECOVERY (REUSE AS FUEL)	M051-M059	2,505	0	4	2
FUEL BLENDING	M061-----	11,368	0	5	2
AQUEOUS INORGANIC TREATMENT	M071-M079	1,606,074	13	42	21
AQUEOUS ORGANIC TREATMENT	M081-M089	7,417,759	62	9	4
AQUEOUS ORGANIC AND INORGANIC TREATMENT	M091-M099	30,943	0	4	2
SLUDGE TREATMENT	M101-M109	8,898	0	15	7
STABILIZATION	M111-M119	48,801	0	6	3
OTHER TREATMENT	M121-M129	2,316,762	19	43	21
LANDFILL	M132-DISP	111,481	1	3	1
SURFACE IMPOUNDMENT	M133-DISP	55,077	0	2	1
DEEPWELL / UNDERGROUND INJECTION	M134-DISP	2	0	1	0
OTHER DISPOSAL SPECIFIED IN COMMENTS	M137-DISP	11	0	1	0
TOTAL		11,931,607	100	133	100

10 MANAGEMENT METHOD, BY QUANTITY OF RCRA HAZARDOUS WASTE MANAGED, 1991

MANAGEMENT METHOD	SYSTEM TYPE CODE	QUANTITY MANAGED (TONS)	PERCENTAGE OF QUANTITY	NUMBER OF FACILITIES	PERCENTAGE OF FACILITIES
AQUEOUS ORGANIC TREATMENT	M081-M089	7,417,759	62	9	4
OTHER TREATMENT	M121-M129	2,316,762	19	43	21
AQUEOUS INORGANIC TREATMENT	M071-M079	1,606,074	13	42	21
OTHER RECOVERY	M031-M039	184,824	2	16	8
LANDFILL	M132-DISP	111,481	1	3	1
INCINERATION	M041-M049	65,500	1	9	4
SURFACE IMPOUNDMENT	M133-DISP	55,077	0	2	1
SOLVENTS RECOVERY	M021-M029	53,932	0	24	12
STABILIZATION	M111-M119	48,801	0	6	3
AQUEOUS ORGANIC AND INORGANIC TREATMENT	M091-M099	30,943	0	4	2
METALS RECOVERY (FOR REUSE)	M011-M019	17,670	0	17	8
FUEL BLENDING	M061-----	11,368	0	5	2
SLUDGE TREATMENT	M101-M109	8,898	0	15	7
ENERGY RECOVERY (REUSE AS FUEL)	M051-M059	2,505	0	4	2
OTHER DISPOSAL SPECIFIED IN COMMENTS	M137-DISP	11	0	1	0
DEEPWELL / UNDERGROUND INJECTION	M134-DISP	2	0	1	0
TOTAL		11,931,607	100	133	100

NOTE: FACILITIES WITH ONLY STORAGE UNITS ARE EXCLUDED.
COLUMNS MAY NOT SUM DUE TO ROUNDING.
COLUMNS MAY NOT SUM TO TOTAL BECAUSE FACILITIES MAY HAVE MULTIPLE HANDLINGS METHODS.
CBI DATA HAVE BEEN EXCLUDED FROM THIS STATE'S DATA.

CALIFORNIA

WASTE MANAGEMENT, CONTINUED

11 MANAGEMENT METHOD AND QUANTITY OF RCRA HAZARDOUS WASTE MANAGED BY NUMBER OF FACILITIES, 1991

MANAGEMENT METHOD	SYSTEM TYPE CODE	QUANTITY MANAGED (TONS)	PERCENTAGE OF QUANTITY	NUMBER OF FACILITIES	PERCENTAGE OF FACILITIES
OTHER TREATMENT	M121-M129	2,316,762	19	43	21
AQUEOUS INORGANIC TREATMENT	M071-M079	1,606,074	13	42	21
SOLVENTS RECOVERY	M021-M029	53,932	0	24	12
METALS RECOVERY (FOR REUSE)	M011-M019	17,670	0	17	8
OTHER RECOVERY	M031-M039	184,824	2	16	8
SLUDGE TREATMENT	M101-M109	8,898	0	15	7
INCINERATION	M041-M049	65,500	1	9	4
AQUEOUS ORGANIC TREATMENT	M081-M089	7,417,759	62	9	4
STABILIZATION	M111-M119	48,801	0	6	3
FUEL BLENDING	M061-----	11,368	0	5	2
ENERGY RECOVERY (REUSE AS FUEL)	M051-M059	2,505	0	4	2
AQUEOUS ORGANIC AND INORGANIC TREATMENT	M091-M099	30,943	0	4	2
LANDFILL	M132-DISP	111,481	1	3	1
SURFACE IMPOUNDMENT	M133-DISP	55,077	0	2	1
DEEPWELL / UNDERGROUND INJECTION	M134-DISP	2	0	1	0
OTHER DISPOSAL SPECIFIED IN COMMENTS	M137-DISP	11	0	1	0
TOTAL		11,931,607	100	133	100

NOTE: FACILITIES WITH ONLY STORAGE UNITS ARE EXCLUDED.
COLUMNS MAY NOT SUM DUE TO ROUNDING.
COLUMNS MAY NOT SUM TO TOTAL BECAUSE FACILITIES MAY HAVE MULTIPLE HANDLINGS METHODS.
CBI DATA HAVE BEEN EXCLUDED FROM THIS STATE'S DATA.

CALIFORNIA

1991 WASTE SHIPMENTS

12 NUMBER OF RCRA HAZARDOUS WASTE SHIPPERS: 2093

13 QUANTITY OF RCRA HAZARDOUS WASTE SHIPPED: 497,736 TONS

14 FIFTY LARGEST RCRA HAZARDOUS WASTE SHIPPERS, 1991

RANK	EPA ID	SITE NAME	CITY	QUANTITY SHIPPED (TONS)
1	CA7170090016	NAVAL AIR STATION NORTH ISLAND	SAN DIEGO	31,120
2	CAD981166002	SACRAMENTO GAS LOAD CENTER PACIFIC GAS A	SACRAMENTO	30,328
3	CAD008336901	CHEVRON USA INC-EL SEGUNDO REF	EL SEGUNDO	19,794
4	CAD008302903	OIL & SOLVENT PROCESS COMPANY	AZUSA	19,545
5	CAD000627943	FOUR CORNERS PIPE LINE	LONG BEACH	19,093
6	CAD063001770	EXXON CO USA/BENICIA REFINERY	BENICIA	16,584
7	CAD008289431	NORTHROP CORP. ELECTRONICS SYSTEMS DIVIS	ANAHEIM	15,408
8	CAD043555366	MONSANTO COMPANY CARSON PLANT	CARSON	14,794
9	CAD008237679	UNOCAL - LOS ANGELES REFINERY	WILMINGTON	12,465
10	CAD982503328	OC ALPHANETICS INC	SANTA ANA	12,073
11	CAD059494310	SOLVENT SERVICE CO., INC.	SAN JOSE	10,647
12	CAD093459485	SAFETY-KLEEN CORP/REEDLEY	REEDLEY	9,603
13	CA6170024289	NAVAL STATION	SAN DIEGO	7,509
14	CAD982361404	TAMCO	RANCHO CUCAMONGA	7,088
15	CAT080011059	PETROLEUM RECYCLING CORPORATION	SIGNAL HILL	6,312
16	CAD981409220	RHONE POULENC INC.	EAST PALO ALTO	6,056
17	CAD077227049	ARCO PRODUCTS COMPANY LOS ANGELES REFINE	CARSON	5,886
18	CA6170023109	LONG BEACH NAVAL SHIPYARD	LONG BEACH	5,750
19	CAD008364432	RHO-CHEM CORP	INGLEWOOD	5,415
20	CAT080010101	APPROPRIATE TECHNOLOGIES II	CHULA VISTA	5,104
21	CAD050806850	OIL PROCESS CO (DBA)	LOS ANGELES	4,506
22	CAD009164021	SHELL OIL CO/MARTINEZ MFG COMP	MARTINEZ	4,450
23	CAD097030993	NORRIS INDUSTRIES INC	VERNON	4,092
24	CAD099457087	TEXACO REFINING AND MARKETING, INC.	BAKERSFIELD	3,814
25	CAD061602355	SONY CORPORATION OF AMERICA SD	SAN DIEGO	3,774
26	CAT080011521	PG&E GEYSERS POWER PLANT	HEALDSBURG	3,478
27	CA2170023152	NAVAL AIR WEAPONS STATION	CHINA LAKE	3,326
28	CAD009114919	CHEVRON USA INC-RICHMOND REFIN	RICHMOND	3,201
29	CAD000030494	UNITED STATES-AEROJET RCRA FACILITY	RANCHO CORDOVA	3,105
30	CAD041319294	UNITED AIRLINES MAINTENANCE OP	SAN FRANCISCO	2,906
31	CAD008323396	DELCO REMY DIV/GMC	ANAHEIM	2,689
32	CAD000628131	SOUTHERN PACIFIC TRANSPORTATION CO	LOS ANGELES	2,648
33	CAD050808369	HEXCEL CORP.	CHATSWORTH	2,566
34	CAD981397417	AAD DISTRIBUTION & DRY CLEANING SERVICES	VERNON	2,535
35	CAD076528678	DOW CHEMICAL-PITTSBURG PLANT	PITTSBURG	2,141
36	CAD008354052	MOBIL OIL CORP	TORRANCE	2,133
37	CAD000628149	HAZ/CONTROL, INC.	GILROY	2,086
38	CAD982520421	ZYCON CORPORATION	SANTA CLARA	1,992
39	CA4170090027	NAVAL SUPPLY CENTER OAKLAND	OAKLAND	1,972
40	CAD066676123	SHELL OIL COMPANY WILMINGTON MANUFACTURI	CARSON	1,792
41	CAT000611202	RHONE-POULENC BASIC CHEMICALS	CARSON	1,784
42	CAD008378044	DOUGLAS AIRCRAFT COMPANY	LONG BEACH	1,687
43	CAD073772030	SOUTHERN PACIFIC TRANSPORTATION	SACRAMENTO	1,634
44	CAD093245645	AEROCHEM INC	ADELANTO	1,604
45	CA2170023236	NAVAL AIR STATION, ALAMEDA	ALAMEDA	1,539
46	CAD048472997	CIRCUIT SYSTEMS COMPANY INC	WALNUT	1,513
47	CAT080033681	CHEM-TECH SYSTEMS, INC.	LOS ANGELES	1,471
48	CA2890012584	LAWRENCE LIVERMORE NATIONAL LABORATORY -	LIVERMORE	1,469
49	CAD086510005	DOUGLAS AIRCRAFT COMPANY TORRANCE, C6-FA	LOS ANGELES	1,466
50	CAD075332882	FOUR CORNERS PIPE LINE CO.	LONG BEACH	1,389
TOTAL				335,339

NOTES: COLUMNS MAY NOT SUM DUE TO ROUNDING.
STATE MAY HAVE FEWER THAN FIFTY SHIPPERS.
CBI DATA HAVE BEEN EXCLUDED FROM THIS STATE'S DATA.

CALIFORNIA

1991 WASTE RECEIPTS

15 NUMBER OF RCRA HAZARDOUS WASTE RECEIVERS: 60

16 QUANTITY OF RCRA HAZARDOUS WASTE RECEIVED: 915,781 TONS

17 FIFTY LARGEST RCRA HAZARDOUS WASTE RECEIVERS, 1991

RANK	EPA ID	SITE NAME	CITY	QUANTITY RECEIVED (TONS)
1	CAD008274938	KAISER STEEL RESOURCES, INC.	FONTANA	483,736
2	CAT000646117	CHEMICAL WASTE MGMT INC/KETTLE	KETTLEMAN CITY	122,674
3	CAT080011059	PETROLEUM RECYCLING CORPORATION	SIGNAL HILL	73,062
4	CAD008302903	OIL & SOLVENT PROCESS COMPANY	AZUSA	43,963
5	CAD093459485	SAFETY-KLEEN CORP/REEDLEY	REEDLEY	36,242
6	CAD043260702	GIBSON OIL & REFINING	REDWOOD CITY	27,140
7	CAD008488025	ENTECH RECOVERY, INC. DBA SOUTHERN CALIF	SANTA FE SPRINGS	20,124
8	CAD097030993	NORRIS INDUSTRIES INC	VERNON	18,392
9	CAD980675276	LAIDLAW ENVIRONMENTAL SERVICES (LOKERN),	BUTTONWILLOW	15,744
10	CAD088504881	KINSBURSKY BROS SUPPLY INC	ANAHEIM	11,920
11	CAD980883177	GIBSON OIL & REFINING	BAKERSFIELD	9,557
12	CAD050806850	OIL PROCESS CO (DBA)	LOS ANGELES	8,989
13	CAD008364432	RHO-CHEM CORP	INGLEWOOD	7,864
14	CAT080033681	CHEM-TECH SYSTEMS, INC.	LOS ANGELES	7,307
15	CAD981160948	ENTECH RECOVERY, INC. DBA CP INORGANICS	UNION CITY	5,776
16	CA7170090016	NAVAL AIR STATION NORTH ISLAND	SAN DIEGO	5,521
17	CAD028409019	CROSBY & OVERTON - PLANT #1	LONG BEACH	3,252
18	CAT080010101	APPROPRIATE TECHNOLOGIES II	CHULA VISTA	3,134
19	CAD981458466	GIBSON OIL & REFINING	WILMINGTON	2,920
20	CAD000628149	HAZ/CONTROL, INC.	GILROY	1,840
21	CAD000633164	LAIDLAW ENVIRONMENTAL SERVICES	WESTMORLAND	1,040
22	CAD010925576	VAN WATERS & ROGERS INC. SUBSIDIARY OF U	SAN JOSE	912
23	CAD074644659	BARON-BLAKESLEE, INC. DIVISION OF ALLIED	NEWARK	612
24	CAD070148432	DREW RESOURCE CORPORATION	BERKELEY	550
25	CAD980884183	AMERICAN ENVIRONMENTAL MGMT. CORP.	RANCHO CORDOVA	484
26	CAD980880959	NORTHROP CORPORATION AIRCRAFT DIVISION-A	HAWTHORNE	359
27	CAT000612333	SERVICE CHEMICAL CO	SANTA ANA	344
28	CAD003963592	E C S REFINING (DBA)	SANTA CLARA	318
29	CAD020161642	DETREX CORPORATION	LOS ANGELES	310
30	CAT080014079	CALIFORNIA ADVANCED ENVIRONMENTAL TECHNO	RICHMOND	242
31	CAT000612150	ENGELHARD WEST, INC.	ANAHEIM	232
32	CAD981422017	SO CA GAS CO OLYMPIC BASE	LOS ANGELES	152
33	CAT000618652	BARON-BLAKESLEE INC	SAN DIEGO	139
34	CA6170024289	NAVAL STATION	SAN DIEGO	135
35	CAD982041980	RISERS INC	FRESNO	129
36	CAT000624999	PEASE & CURREN REFINING, INC.	ANAHEIM	110
37	CA1170090012	DEFENSE REUTILIZATION AND MARKETING OFFI	ALAMEDA	108
38	CAD981375983	TECHNICHEM INC	EMERYVILLE	80
39	CAT080012263	BAYDAY CHEMICAL	SANTA CLARA	69
40	CAD982521460	VINE HILL COMPLEX FACILITY	MARTINEZ	56
41	CA2890012584	LAWRENCE LIVERMORE NATIONAL LABORATORY -	LIVERMORE	44
42	CAD097854541	GNB INCORPORATED	VERNON	44
43	CAD069124717	MICRO METALLICS CORP. (DIV OF	SAN JOSE	29
44	CAD000633305	GENERAL SERVICES HEADQUARTERS LOS ANGELE	LOS ANGELES	27
45	CAD008324949	TRW ELECTRONIC & DEFENSE	MANHATTAN BEACH	20
46	CAT000625137	PICO RIVERA BASE	PICO RIVERA	19
47	CAD000030528	SPACE SYSTEMS/LORAL	PALO ALTO	12
48	CAD070466479	SIGNETICS COMPANY	SUNNYVALE	11
49	CAD000633230	HUGHES ELECTRO OPTICAL DATA SYSTEMS GROU	EL SEGUNDO	8
50	CA0170024491	NAVAL WEAPONS STATION/SEAL BEACH	SEAL BEACH	8
TOTAL				915,760

NOTES: COLUMNS MAY NOT SUM DUE TO ROUNDING.
STATE MAY HAVE FEWER THAN FIFTY FACILITIES THAT RECEIVED WASTE.
CBI DATA HAVE BEEN EXCLUDED FROM THIS STATE'S DATA.

CALIFORNIA

1991 WASTE RECEIPTS, CONTINUED

18 QUANTITY OF RCRA HAZARDOUS WASTE MANAGED, BY MANAGEMENT METHOD, LIMITED TO WASTE RECEIVED FROM OFF SITE, 1991

MANAGEMENT METHOD	SYSTEM TYPE CODE	QUANTITY MANAGED (TONS)	PERCENTAGE OF QUANTITY	NUMBER OF FACILITIES	PERCENTAGE OF FACILITIES
METALS RECOVERY (FOR REUSE)	M011-M019	13,015	1	8	11
SOLVENTS RECOVERY	M021-M029	45,958	5	10	14
OTHER RECOVERY	M031-M039	106,861	12	6	8
ENERGY RECOVERY (REUSE AS FUEL)	M051-M059	9	0	2	3
FUEL BLENDING	M061-----	10,909	1	5	7
AQUEOUS INORGANIC TREATMENT	M071-M079	48,416	5	9	13
AQUEOUS ORGANIC TREATMENT	M081-M089	1,149	0	3	4
AQUEOUS ORGANIC AND INORGANIC TREATMENT	M091-M099	1,333	0	2	3
SLUDGE TREATMENT	M101-M109	67	0	3	4
STABILIZATION	M111-M119	20,884	2	4	6
OTHER TREATMENT	M121-M129	529,136	59	14	19
LANDFILL	M132-DISP	111,445	12	3	4
SURFACE IMPOUNDMENT	M133-DISP	8,477	1	1	1
DEEPWELL / UNDERGROUND INJECTION	M134-DISP	2	0	1	1
OTHER DISPOSAL SPECIFIED IN COMMENTS	M137-DISP	11	0	1	1
TOTAL		897,673	100	41	100

19 MANAGEMENT METHOD, BY QUANTITY OF RCRA HAZARDOUS WASTE MANAGED, LIMITED TO WASTE RECEIVED FROM OFF SITE, 1991

MANAGEMENT METHOD	SYSTEM TYPE CODE	QUANTITY MANAGED (TONS)	PERCENTAGE OF QUANTITY	NUMBER OF FACILITIES	PERCENTAGE OF FACILITIES
OTHER TREATMENT	M121-M129	529,136	59	14	19
LANDFILL	M132-DISP	111,445	12	3	4
OTHER RECOVERY	M031-M039	106,861	12	6	8
AQUEOUS INORGANIC TREATMENT	M071-M079	48,416	5	9	13
SOLVENTS RECOVERY	M021-M029	45,958	5	10	14
STABILIZATION	M111-M119	20,884	2	4	6
METALS RECOVERY (FOR REUSE)	M011-M019	13,015	1	8	11
FUEL BLENDING	M061-----	10,909	1	5	7
SURFACE IMPOUNDMENT	M133-DISP	8,477	1	1	1
AQUEOUS ORGANIC AND INORGANIC TREATMENT	M091-M099	1,333	0	2	3
AQUEOUS ORGANIC TREATMENT	M081-M089	1,149	0	3	4
SLUDGE TREATMENT	M101-M109	67	0	3	4
OTHER DISPOSAL SPECIFIED IN COMMENTS	M137-DISP	11	0	1	1
ENERGY RECOVERY (REUSE AS FUEL)	M051-M059	9	0	2	3
DEEPWELL / UNDERGROUND INJECTION	M134-DISP	2	0	1	1
TOTAL		897,673	100	41	100

NOTE: FACILITIES WITH ONLY STORAGE UNITS ARE EXCLUDED
COLUMNS MAY NOT SUM DUE TO ROUNDING.
COLUMNS MAY NOT SUM TO TOTAL BECAUSE FACILITIES MAY HAVE MULTIPLE HANDLINGS METHODS.
CBI DATA HAVE BEEN EXCLUDED FROM THIS STATE'S DATA.

CALIFORNIA

1991 WASTE RECEIPTS, CONTINUED

20 MANAGEMENT METHOD AND QUANTITY OF RCRA HAZARDOUS WASTE MANAGED, BY NUMBER OF FACILITIES, LIMITED TO WASTE RECEIVED FROM OFF SITE, 1991

MANAGEMENT METHOD	SYSTEM TYPE CODE	QUANTITY MANAGED (TONS)	PERCENTAGE OF QUANTITY	NUMBER OF FACILITIES	PERCENTAGE OF FACILITIES
OTHER TREATMENT	M121-M129	529,136	59	14	19
SOLVENTS RECOVERY	M021-M029	45,958	5	10	14
AQUEOUS INORGANIC TREATMENT	M071-M079	48,416	5	9	13
METALS RECOVERY (FOR REUSE)	M011-M019	13,015	1	8	11
OTHER RECOVERY	M031-M039	106,861	12	6	8
FUEL BLENDING	M061-----	10,909	1	5	7
STABILIZATION	M111-M119	20,884	2	4	6
AQUEOUS ORGANIC TREATMENT	M081-M089	1,149	0	3	4
SLUDGE TREATMENT	M101-M109	67	0	3	4
LANDFILL	M132-DISP	111,445	12	3	4
ENERGY RECOVERY (REUSE AS FUEL)	M051-M059	9	0	2	3
AQUEOUS ORGANIC AND INORGANIC TREATMENT	M091-M099	1,333	0	2	3
SURFACE IMPOUNDMENT	M133-DISP	8,477	1	1	1
DEEPWELL / UNDERGROUND INJECTION	M134-DISP	2	0	1	1
OTHER DISPOSAL SPECIFIED IN COMMENTS	M137-DISP	11	0	1	1
TOTAL		897,673	100	41	100

NOTE: FACILITIES WITH ONLY STORAGE UNITS ARE EXCLUDED
COLUMNS MAY NOT SUM DUE TO ROUNDING.
COLUMNS MAY NOT SUM TO TOTAL BECAUSE FACILITIES MAY HAVE MULTIPLE HANDLINGS METHODS.
CBI DATA HAVE BEEN EXCLUDED FROM THIS STATE'S DATA.

CALIFORNIA

1991 IMPORTS AND EXPORTS

21 QUANTITY OF RCRA HAZARDOUS WASTE IMPORTED: 28,262 TONS

22 QUANTITY OF RCRA HAZARDOUS WASTE EXPORTED: 4,585,723 TONS

23 QUANTITY AND PERCENTAGE OF RCRA HAZARDOUS WASTEWATER AND NON-WASTEWATER MANAGEMENT IN 1991

MANAGEMENT TYPE	TONS	PERCENTAGE
WASTEWATER	11,544,378	97
NON-WASTEWATER	387,230	3
TOTAL	11,931,607	100

NOTE: CBI DATA HAVE BEEN EXCLUDED FROM THIS STATE'S DATA.

COLORADO

1991 WASTE GENERATION

1 NUMBER OF RCRA LARGE QUANTITY GENERATORS (LQGS): 143

2 QUANTITY OF RCRA HAZARDOUS WASTE GENERATED: 477,841 TONS

3 FIFTY LARGEST RCRA HAZARDOUS WASTE GENERATORS IN THE STATE, 1991

RANK	EPA ID	SITE NAME	CITY	TOTAL GENERATED (TONS)
1	COD000109975	COLORADO REFINING CO. (FORMERLY ASAMERA)	COMMERCE CITY	360,381
2	CO7890010526	ROCKY FLATS PLANT - US DOE	GOLDEN	59,801
3	COD007057961	CF&I STEEL CORPORATION PUEBLO PLANT	PUEBLO	12,963
4	COD980718902	UNOCAL PARACHUTE CREEK SHALE OIL PROGRAM	PARACHUTE	9,362
5	COD980591184	OIL & SOLVENT PROCESS COMPANY (OSCO)	HENDERSON	5,610
6	COD981551286	SYNTEX LYONS GROUNDWATER CLEANUP PROJECT	LYONS	4,450
7	COD076448794	MOLYCORP INC - UNION OIL CO	LOUVIERS	3,401
8	COD076470525	SYNTEX CHEMICALS INC	BOULDER	2,107
9	COD007084973	STERLING STAINLESS TUBE CORP	ENGLEWOOD	1,989
10	COD991300484	HIGHWAY 36 LAND DEVELOPMENT CORP	DEER TRAIL	1,852
11	COD001704790	MARTIN MARIETTA AEROSPACE	WATERTON	1,382
12	COD060627189	CONOCO INC	COMMERCE CITY	1,316
13	COD056562085	HEWLETT-PACKARD (LOVELAND)	LOVELAND	1,181
14	COD045403839	COLORADO STEEL & WIRE CO	LOVELAND	1,051
15	COD046295036	WOODBURY CHEMICAL	COMMERCE CITY	849
16	COD007057995	SUNDSTRAND AEROSPACE	DENVER	578
17	COD078341658	KODAK COLORADO DIVISION	WINDSOR	526
18	COD007061617	GATES RUBBER COMPANY THE	DENVER	518
19	COD000694869	BOULDER SCIENTIFIC COMPANY	MEAD	517
20	COD980953996	PUB SER CO, MATERIAL DISBRIBUTION CENTER	HENDERSON	505
21	COD007063290	BOYLES GALVANIZING COMPANY	COMMERCE CITY	422
22	COD040716458	COORS BREWING COMPANY (GLASS DIVISION)	WHEAT RIDGE	420
23	COD000706853	PHILLIPS PIPE LINE COMPANY-LA JUNTA	LA JUNTA	413
24	COD982595464	AAD DISPOSAL CO INC ROCKY MNT	DNEVER	369
25	CO1123456782	AAD DISPOSAL CO INC ROCKY MNT	DNEVER	369
26	COD082657420	SCHLAGE LOCK COMPANY	SECURITY	294
27	COT000644153	PHILLIPS PIPE LINE COMPANY-DENVER TERM	COMMERCE CITY	291
28	CO2210020150	FORT CARSON - US ARMY HQ 4TH DIV MECH	FORT CARSON	283
29	COD054929989	COORS BREWING CO	GOLDEN	264
30	COD983775123	LEXMARK INTERNATIONAL INC	BOULDER	263
31	COD006915466	CONTINENTAL AIRLINES (FORMERLY FRONTIER)	DENVER	202
32	COD007092513	WESTERN FORGE CORPORATION	COLORADO SPRINGS	178
33	COD097147987	NTI - DOUBLE SIDED DIVISION	COLORADO SPRINGS	178
34	COD982581621	PROKRETE ACQUISITION CORP-CONCHEM	DENVER	167
35	CO1571524130	LOWRY AIR FORCE BASE	DENVER	158
36	COD076459601	CHASE TERMINAL COMPANY	AURORA	146
37	COD076445303	GRAPHIC PACKAGING CORPORATION	BOULDER	135
38	COD078362837	CHEMICAL & METAL INDUSTRIES#	DENVER	124
39	COD177307311	VELIE CIRCUITS OF COLORADO INC	BROOMFIELD	124
40	COD001883164	INTERNATIONAL BUSINESS MACHINES CORP	BOULDER	120
41	COD007056252	WRIGHT & MC GILL COMPANY	DENVER	104
42	COD075754663	ENSIGN-BICKFORD CO	LOUVIERS	97
43	COD007070055	WOODWARD GOVERNOR COMPANY	FORT COLLINS	91
44	COD080395007	HEWLETT-PACKARD (FT COLLINS - HARMONY RD	FORT COLLINS	87
45	COD981547797	MASTERCRAFT DIV OF ST CHARLES AQUISTN LP	AURORA	76
46	COD980286017	PUB SER CO OF COLO, CHEROKEE STATION	DENVER	74
47	COD980951099	DUPONT DE NEMOURS & CO	DENVER	73
48	COD039146931	NEOPLAN USA CORP	LAMAR	72
49	COD007060577	GREAT WESTERN INORGANICS	GOLDEN	65
50	COD980953723	LOWRY GROUND WATER TREATMENT FACILITY	AURORA	62
TOTAL				476,063

NOTE: STATE MAY HAVE FEWER THAN FIFTY GENERATORS
CBI DATA HAVE BEEN EXCLUDED FROM THIS STATE'S DATA.

COLORADO

1991 WASTE GENERATION, CONTINUED

4 QUANTITIES OF WASTE GENERATED IN 1991 THAT WERE

- REPORTED WITH ONLY CHARACTERISTIC WASTE CODES
- REPORTED WITH ONLY LISTED WASTE CODES
- REPORTED WITH BOTH CHARACTERISTIC AND LISTED WASTE CODES

WASTE HAS ONLY CHARACTERISTIC CODES	TONS OF WASTE GENERATED	WASTE HAS ONLY LISTED CODES	TONS OF WASTE GENERATED	WASTE HAS BOTH CHARACTERISTIC AND LISTED CODES	TONS OF WASTE GENERATED
ONLY IGNITABLE	631	ONLY AN F CODE	32,097		
ONLY CORROSIVE	1,085	ONLY A K CODE	13,713		
ONLY REACTIVE	57	ONLY A P CODE	3		
ONLY D004-17	2,653	ONLY A U CODE	81		
ONLY D018-43	361,803				
HAS MORE THAN ONE CHARACTERISTIC CODE	14,252	HAS MORE THAN ONE LISTED CODE	733		
TOTAL	380,480	TOTAL	46,628	TOTAL CHAR. AND LISTED	50,716

5 QUANTITIES OF WASTE GENERATED IN 1991 THAT WERE MULTIPLY CODED

WASTE HAS ONLY CHARACTERISTIC CODES BUT MORE THAN ONE APPLIES	TONS OF WASTE GENERATED	ONLY LISTED CODES BUT HAS MORE THAN ONE	TONS OF WASTE GENERATED	BOTH CHAR. & LISTED CODES	TONS OF WASTE GENERATED
HAS IGNITABLE CODE	1,583			IGN. W/ AT LEAST 1 LSTD	44,537
HAS CORROSIVE CODE	4,806			CORR. W/ AT LEAST 1 LSTD	35,482
HAS REACTIVE CODE	26			REACT. W/ AT LEAST 1 LSTD	35,389
HAS D004-D017 CODE	12,849			D004-17 W/ AT LEAST 1 LSTD	41,900
HAS D018-D043 CODE	9,385			D018-43 W/ AT LEAST 1 LSTD	46,127
		HAS AN F CODE	731	F WASTE W/ AT LEAST 1 CHAR	50,714
		HAS A K CODE	0	K WASTE W/ AT LEAST 1 CHAR	0
		HAS A P CODE	19	P WASTE W/ AT LEAST 1 CHAR	27
		HAS A U CODE	733	U WASTE W/ AT LEAST 1 CHAR	4,804
TOTAL	14,252	TOTAL	733	TOTAL	50,716

NOTE: COLUMNS DO NOT SUM TO TOTAL BECAUSE A WASTE CODE MAY APPLY TO MORE THAN ONE WASTE.
MIXTURES WITH IGNITABLE, CORROSIVE, REACTIVE, D004-17, AND D018-43 CHARACTERISTIC CODES ALSO MAY CONTAIN OTHER CHARACTERISTIC WASTE CODES.
SIMILARLY, WASTES WITH F,K,P, AND U LISTED CODES MAY HAVE OTHER LISTED WASTE CODES
CBI DATA HAVE BEEN EXCLUDED FROM THIS STATE'S DATA.

COLORADO

WASTE MANAGEMENT

6 NUMBER OF RCRA TSD FACILITIES: 40

7 QUANTITY OF RCRA HAZARDOUS WASTE MANAGED: 468,167 TONS

8 FIFTY LARGEST RCRA HAZARDOUS WASTE MANAGEMENT FACILITIES, 1991

RANK	EPAID	SITE NAME	CITY	TONS OF WASTE MANAGED
1	CO0000109975	COLORADO REFINING CO. (FORMERLY ASAMERA)	COMMERCE CITY	360,300
2	CO7890010526	ROCKY FLATS PLANT - US DOE	GOLDEN	57,790
3	CO0076470525	SYNTEX CHEMICALS INC	BOULDER	33,310
4	CO0007069974	WESTERN TANNING INC	DELTA	7,490
5	CO0980591184	OIL & SOLVENT PROCESS COMPANY (OSCO)	HENDERSON	6,060
6	CO0007057961	CF&I STEEL CORPORATION PUEBLO PLANT	PUEBLO	1,729
7	CO0991300484	HIGHWAY 36 LAND DEVELOPMENT CORP	DEER TRAIL	1,301
8	CO0075754663	ENSIGN-BICKFORD CO	LOUVIERS	97
9	CO8213820725	PUEBLO DEPOT ACTIVITY (US ARMY)	PUEBLO	35
10	CO0007060981	E.I. DUPONT DE NEMOURS & CO INC	LOUVIERS	22
11	CO0048742175	HAZEN RESEARCH INC	GOLDEN	21
12	CO2210020150	FORT CARSON - US ARMY HQ 4TH DIV MECH	FORT CARSON	8
13	CO0980718985	RAMP INDUSTRIES, INC.	DENVER	5
14	CO7570090038	US AIR FORCE PLANT - PJKS	LITTLETON	0
TOTAL				468,167

NOTE: STATE MAY HAVE FEWER THAN FIFTY FACILITIES THAT MANAGED WASTES.
WASTE ONLY MANAGED BY STORAGE IS NOT INCLUDED.
CBI DATA HAVE BEEN EXCLUDED FROM THIS STATE'S DATA.

COLORADO

WASTE MANAGEMENT, CONTINUED

9 QUANTITY OF RCRA HAZARDOUS WASTE MANAGED BY MANAGEMENT METHOD, 1991

MANAGEMENT METHOD	SYSTEM TYPE CODE	QUANTITY MANAGED (TONS)	PERCENTAGE OF QUANTITY	NUMBER OF FACILITIES	PERCENTAGE OF FACILITIES
METALS RECOVERY (FOR REUSE)	M011-M019	21	0	1	5
SOLVENTS RECOVERY	M021-M029	3,648	1	2	10
OTHER RECOVERY	M031-M039	1,729	0	1	5
ENERGY RECOVERY (REUSE AS FUEL)	M051-M059	774	0	1	5
FUEL BLENDING	M061-----	2,417	1	1	5
AQUEOUS INORGANIC TREATMENT	M071-M079	3,587	1	2	10
AQUEOUS ORGANIC TREATMENT	M081-M089	392,914	84	3	14
STABILIZATION	M111-M119	106	0	2	10
OTHER TREATMENT	M121-M129	61,759	13	7	33
LANDFILL	M132-DISP	1,212	0	1	5
TOTAL		468,167	100	14	100

10 MANAGEMENT METHOD, BY QUANTITY OF RCRA HAZARDOUS WASTE MANAGED, 1991

MANAGEMENT METHOD	SYSTEM TYPE CODE	QUANTITY MANAGED (TONS)	PERCENTAGE OF QUANTITY	NUMBER OF FACILITIES	PERCENTAGE OF FACILITIES
AQUEOUS ORGANIC TREATMENT	M081-M089	392,914	84	3	14
OTHER TREATMENT	M121-M129	61,759	13	7	33
SOLVENTS RECOVERY	M021-M029	3,648	1	2	10
AQUEOUS INORGANIC TREATMENT	M071-M079	3,587	1	2	10
FUEL BLENDING	M061-----	2,417	1	1	5
OTHER RECOVERY	M031-M039	1,729	0	1	5
LANDFILL	M132-DISP	1,212	0	1	5
ENERGY RECOVERY (REUSE AS FUEL)	M051-M059	774	0	1	5
STABILIZATION	M111-M119	106	0	2	10
METALS RECOVERY (FOR REUSE)	M011-M019	21	0	1	5
TOTAL		468,167	100	14	100

11 MANAGEMENT METHOD AND QUANTITY OF RCRA HAZARDOUS WASTE MANAGED BY NUMBER OF FACILITIES, 1991

MANAGEMENT METHOD	SYSTEM TYPE CODE	QUANTITY MANAGED (TONS)	PERCENTAGE OF QUANTITY	NUMBER OF FACILITIES	PERCENTAGE OF FACILITIES
OTHER TREATMENT	M121-M129	61,759	13	7	33
AQUEOUS ORGANIC TREATMENT	M081-M089	392,914	84	3	14
SOLVENTS RECOVERY	M021-M029	3,648	1	2	10
AQUEOUS INORGANIC TREATMENT	M071-M079	3,587	1	2	10
STABILIZATION	M111-M119	106	0	2	10
METALS RECOVERY (FOR REUSE)	M011-M019	21	0	1	5
OTHER RECOVERY	M031-M039	1,729	0	1	5
ENERGY RECOVERY (REUSE AS FUEL)	M051-M059	774	0	1	5
FUEL BLENDING	M061-----	2,417	1	1	5
LANDFILL	M132-DISP	1,212	0	1	5
TOTAL		468,167	100	14	100

NOTE: FACILITIES WITH ONLY STORAGE UNITS ARE EXCLUDED.
COLUMNS MAY NOT SUM DUE TO ROUNDING.
COLUMNS MAY NOT SUM TO TOTAL BECAUSE FACILITIES MAY HAVE MULTIPLE HANDLINGS METHODS.
CBI DATA HAVE BEEN EXCLUDED FROM THIS STATE'S DATA.

COLORADO

1991 WASTE SHIPMENTS

12 NUMBER OF RCRA HAZARDOUS WASTE SHIPPERS: 137

13 QUANTITY OF RCRA HAZARDOUS WASTE SHIPPED: 48,209 TONS

14 FIFTY LARGEST RCRA HAZARDOUS WASTE SHIPPERS, 1991

RANK	EPA ID	SITE NAME	CITY	QUANTITY SHIPPED (TONS)
1	COD007057961	CF&I STEEL CORPORATION PUEBLO PLANT	PUEBLO	11,244
2	COD980718902	UNOCAL PARACHUTE CREEK SHALE OIL PROGRAM	PARACHUTE	9,362
3	COD980591184	OIL & SOLVENT PROCESS COMPANY (OSCO)	HENDERSON	6,795
4	COD000716621	SAFETY KLEEN CORPORATION (ENGLEWOOD)	ENGLEWOOD	2,559
5	COD076470525	SYNTEX CHEMICALS INC	BOULDER	1,514
6	COD001704790	MARTIN MARIETTA AEROSPACE	WATERTON	1,382
7	COD060627189	CONOCO INC	COMMERCE CITY	1,381
8	COD056562085	HEWLETT-PACKARD (LOVELAND)	LOVELAND	1,181
9	COD045403839	COLORADO STEEL & WIRE CO	LOVELAND	1,051
10	COD046295036	WOODBURY CHEMICAL	COMMERCE CITY	849
11	COD000716639	SAFETY-KLEEN 6-052-04	PUEBLO	710
12	COD007057995	SUNDSTRAND AEROSPACE	DENVER	552
13	COD007061617	GATES RUBBER COMPANY THE	DENVER	522
14	COD000694869	BOULDER SCIENTIFIC COMPANY	MEAD	517
15	COD078341658	KODAK COLORADO DIVISION	WINDSOR	516
16	COD980953996	PUB SER CO, MATERIAL DISBRIBUTION CENTER	HENDERSON	505
17	COD007063290	BOYLES GALVANIZING COMPANY	COMMERCE CITY	422
18	COD040716458	COORS BREWING COMPANY (GLASS DIVISION)	WHEAT RIDGE	420
19	COD000706853	PHILLIPS PIPE LINE COMPANY-LA JUNTA	LA JUNTA	413
20	COD982595464	AAD DISPOSAL CO INC ROCKY MNT	DNEVER	369
21	CO1123456782	AAD DISPOSAL CO INC ROCKY MNT	DNEVER	369
22	COT090010851	SAFETY-KLEEN 6-052-21 (GRAND JUNCTION)	GRAND JUNCTION	310
23	COD082657420	SCHLAGE LOCK COMPANY	SECURITY	294
24	COT000644153	PHILLIPS PIPE LINE COMPANY-DENVER TERM	COMMERCE CITY	291
25	CO2210020150	FORT CARSON - US ARMY HQ 4TH DIV MECH	FORT CARSON	272
26	COD983775123	LEXMARK INTERNATIONAL INC	BOULDER	212
27	COD054929989	COORS BREWING CO	GOLDEN	211
28	COD006915466	CONTINENTAL AIRLINES (FORMERLY FRONTIER)	DENVER	202
29	COD007092513	WESTERN FORGE CORPORATION	COLORADO SPRINGS	178
30	COD097147987	NTI - DOUBLE SIDED DIVISION	COLORADO SPRINGS	178
31	COD007056252	WRIGHT & MC GILL COMPANY	DENVER	157
32	COD076459601	CHASE TERMINAL COMPANY	AURORA	146
33	COD982581621	PROKRETE ACQUISITION CORP-CONCHEM	DENVER	146
34	COD076445303	GRAPHIC PACKAGING CORPORATION	BOULDER	135
35	COD177307311	VELIE CIRCUITS OF COLORADO INC	BROOMFIELD	124
36	COD001883164	INTERNATIONAL BUSINESS MACHINES CORP	BOULDER	119
37	COD078362837	CHEMICAL & METAL INDUSTRIES#	DENVER	106
38	COD080395007	HEWLETT-PACKARD (FT COLLINS - HARMONY RD	FORT COLLINS	102
39	COD007058167	SAMSONITE CORPORATION	DENVER	88
40	COD007070055	WOODWARD GOVERNOR COMPANY	FORT COLLINS	81
41	COD980953723	LOWRY GROUND WATER TREATMENT FACILITY	AURORA	78
42	COD981547797	MASTERCRAFT DIV OF ST CHARLES AQUISTN LP	AURORA	76
43	COD980286017	PUB SER CO OF COLO, CHEROKEE STATION	DENVER	74
44	COD980951099	DUPONT DE NEMOURS & CO	DENVER	73
45	COD007060577	GREAT WESTERN INORGANICS	GOLDEN	65
46	COD983776477	BONDAD STATION, EL PASO NATURAL GAS CO	IGNACIO	58
47	COD980718472	PUB SER CO OF COLO - LEYDEN STORAGE	GOLDEN	54
48	COD051222065	STORAGE TECHNOLOGY CORPORATION	LOUISVILLE	53
49	COD081474710	ATMEL CORPORATION	COLORADO SPRINGS	52
50	COD105694947	CENTRAL PRODUCTS COMPANY	BRIGHTON	52
TOTAL				46,621

NOTES: COLUMNS MAY NOT SUM DUE TO ROUNDING.
STATE MAY HAVE FEWER THAN FIFTY SHIPPERS.
CBI DATA HAVE BEEN EXCLUDED FROM THIS STATE'S DATA.

COLORADO

1991 WASTE RECEIPTS

15 NUMBER OF RCRA HAZARDOUS WASTE RECEIVERS: 11

16 QUANTITY OF RCRA HAZARDOUS WASTE RECEIVED: 10,896 TONS

17 FIFTY LARGEST RCRA HAZARDOUS WASTE RECEIVERS, 1991

RANK	EPA ID	SITE NAME	CITY	QUANTITY RECEIVED (TONS)
1	COD980591184	OIL & SOLVENT PROCESS COMPANY (OSCO)	HENDERSON	6,421
2	COD000716621	SAFETY KLEEN CORPORATION (ENGLEWOOD)	ENGLEWOOD	2,193
3	COD991300484	HIGHWAY 36 LAND DEVELOPMENT CORP	DEER TRAIL	1,197
4	COD000716639	SAFETY-KLEEN 6-052-04	PUEBLO	694
5	COT090010851	SAFETY-KLEEN 6-052-21 (GRAND JUNCTION)	GRAND JUNCTION	257
6	COD054929989	COORS BREWING CO	GOLDEN	64
7	COD980666572	UNIVERSITY OF COLORADO BOULDER	BOULDER	31
8	COD048742175	HAZEN RESEARCH INC	GOLDEN	21
9	COD001883164	INTERNATIONAL BUSINESS MACHINES CORP	BOULDER	9
10	COD980718985	RAMP INDUSTRIES, INC.	DENVER	5
11	COD041094285	PLATTE CHEMICAL CO	GREELEY	3
TOTAL				10,896

NOTES: COLUMNS MAY NOT SUM DUE TO ROUNDING.
STATE MAY HAVE FEWER THAN FIFTY FACILITIES THAT RECEIVED WASTE.
CBI DATA HAVE BEEN EXCLUDED FROM THIS STATE'S DATA.

COLORADO

1991 WASTE RECEIPTS, CONTINUED

18 QUANTITY OF RCRA HAZARDOUS WASTE MANAGED, BY MANAGEMENT METHOD, LIMITED TO WASTE RECEIVED FROM OFF SITE, 1991

MANAGEMENT METHOD	SYSTEM TYPE CODE	QUANTITY MANAGED (TONS)	PERCENTAGE OF QUANTITY	NUMBER OF FACILITIES	PERCENTAGE OF FACILITIES
METALS RECOVERY (FOR REUSE)	M011-M019	21	0	1	17
SOLVENTS RECOVERY	M021-M029	3,648	54	2	33
FUEL BLENDING	M061-----	1,945	29	1	17
STABILIZATION	M111-M119	44	1	1	17
LANDFILL	M132-DISP	1,153	17	1	17
TOTAL		6,811	100	4	100

19 MANAGEMENT METHOD, BY QUANTITY OF RCRA HAZARDOUS WASTE MANAGED, LIMITED TO WASTE RECEIVED FROM OFF SITE, 1991

MANAGEMENT METHOD	SYSTEM TYPE CODE	QUANTITY MANAGED (TONS)	PERCENTAGE OF QUANTITY	NUMBER OF FACILITIES	PERCENTAGE OF FACILITIES
SOLVENTS RECOVERY	M021-M029	3,648	54	2	33
FUEL BLENDING	M061-----	1,945	29	1	17
LANDFILL	M132-DISP	1,153	17	1	17
STABILIZATION	M111-M119	44	1	1	17
METALS RECOVERY (FOR REUSE)	M011-M019	21	0	1	17
TOTAL		6,811	100	4	100

20 MANAGEMENT METHOD AND QUANTITY OF RCRA HAZARDOUS WASTE MANAGED, BY NUMBER OF FACILITIES, LIMITED TO WASTE RECEIVED FROM OFF SITE, 1991

MANAGEMENT METHOD	SYSTEM TYPE CODE	QUANTITY MANAGED (TONS)	PERCENTAGE OF QUANTITY	NUMBER OF FACILITIES	PERCENTAGE OF FACILITIES
SOLVENTS RECOVERY	M021-M029	3,648	54	2	33
METALS RECOVERY (FOR REUSE)	M011-M019	21	0	1	17
FUEL BLENDING	M061-----	1,945	29	1	17
STABILIZATION	M111-M119	44	1	1	17
LANDFILL	M132-DISP	1,153	17	1	17
TOTAL		6,811	100	4	100

NOTE: FACILITIES WITH ONLY STORAGE UNITS ARE EXCLUDED
COLUMNS MAY NOT SUM DUE TO ROUNDING.
COLUMNS MAY NOT SUM TO TOTAL BECAUSE FACILITIES MAY HAVE MULTIPLE HANDLINGS METHODS.
CBI DATA HAVE BEEN EXCLUDED FROM THIS STATE'S DATA.

COLORADO

1991 IMPORTS AND EXPORTS

21 QUANTITY OF RCRA HAZARDOUS WASTE IMPORTED: 2,340 TONS

22 QUANTITY OF RCRA HAZARDOUS WASTE EXPORTED: 4,585,723 TONS

23 QUANTITY AND PERCENTAGE OF RCRA HAZARDOUS WASTEWATER AND NON-WASTEWATER MANAGEMENT IN 1991

MANAGEMENT TYPE	TONS	PERCENTAGE
WASTEWATER	458,435	98
NON-WASTEWATER	9,732	2
TOTAL	468,167	100

NOTE: CBI DATA HAVE BEEN EXCLUDED FROM THIS STATE'S DATA.

CONNECTICUT

1991 WASTE GENERATION

1 NUMBER OF RCRA LARGE QUANTITY GENERATORS (LQGS): 483

2 QUANTITY OF RCRA HAZARDOUS WASTE GENERATED: 2,062,163 TONS

3 FIFTY LARGEST RCRA HAZARDOUS WASTE GENERATORS IN THE STATE, 1991

RANK	EPA ID	SITE NAME	CITY	TOTAL GENERATED (TONS)
1	CTD990672081	PRATT & WHITNEY AIRCRAFT GROUP MD&CPD	EAST HARTFORD	1,559,659
2	CTD010170363	STANLEY HARDWARE	NEW BRITAIN	260,510
3	CTD052541695	CORBIN RUSSWIN ARCHITECTURAL HDWR	BERLIN	33,862
4	CTD001453232	BURNDY CORP	MILFORD	32,710
5	CTD001183052	GLOBE METAL FINISHING CO INC	HAMDEN	25,109
6	CTD001147495	PFIZER INC GROTON PLANT	GROTON	23,229
7	CTD134204916	COYNE TEXTILE SERVICES	WATERBURY	12,066
8	CTD983870577	STANLEY TOOL	NEW BRITAIN	7,750
9	CTD021816889	UNITED OIL RECOVERY INC	MERIDEN	7,504
10	CTD072138969	ENVIRONMENTAL WASTE RESOURCES INC	WATERBURY	7,218
11	CTD001168137	IDEAL MFG	BEACON FALLS	7,061
12	CTD001155159	KEENEY MFG CO THE	NEWINGTON	6,463
13	CTD001184894	AMERICAN CHEMICAL & REFINING CO	WATERBURY	3,722
14	CTD001162395	LEE CO THE	WESTBROOK	2,404
15	CTD980669352	SIKORSKY AIRCRAFT DIV OF U T C	SHELTON	2,266
16	CTD001145341	HAMILTON STANDARD DIV OF UTC	WINDSOR LOCKS	2,224
17	CTD018631952	STANLEY BOSTITCH	CLINTON	2,140
18	CTD002593887	HITCHCOCK GAS ENGINE CO	BRIDGEPORT	2,131
19	CTD001183763	CIRCUIT WISE INC	NORTH HAVEN	2,049
20	CTD001864024	AMERICAN CYANAMID	STAMFORD	2,045
21	CTD001449784	SIKORSKY AIRCRAFT DIV OF U T C	STRATFORD	2,040
22	CTD001449511	PRATT & WHITNEY AIRCRAFT DIV U T C	NORTH HAVEN	1,781
23	CTD047551593	OCE BRUNING	GUILFORD	1,689
24	CTD067068759	HUBBELL HARVEY INC WIRING DEVICE DIV	BRIDGEPORT	1,669
25	CTD084380781	THOMASTON SEWAGE TREATMENT PLANT	THOMASTON	1,665
26	CTD001449826	UNIROYAL CHEMICAL CO INC	NAUGATUCK	1,601
27	CTD000604488	CT TREATMENT CORPORATION	BRISTOL	1,445
28	CTD001450154	WHYCO CHROMIUM CO INC	THOMASTON	1,314
29	CTD001167493	BALL & SOCKET MFG CO	CHESHIRE	1,195
30	CTD001159730	DOW CHEMICAL CO ALLYNS POINT PLANT	GALES FERRY	1,184
31	CTD001454008	LITTON SYSTEMS WINCHESTER ELECTRON	OAKVILLE	1,102
32	CTD001173467	AMERICAN CYANAMID CO	WALLINGFORD	1,056
33	CTD983871898	CARTEN CONTROLS INC	MIDDLEBURY	1,037
34	CTD001181205	VANDERBILT CHEMICAL CORP.	BETHEL	988
35	CTD046233003	CT GALVANIZING CORP	GLASTONBURY	963
36	CTD001147875	NAVAL PRODUCTS	UNCASVILLE	937
37	CTD001145671	BASS PLATING CO.	BLOOMFIELD	922
38	CTD000791095	AMERICAN CYANAMID CO DAVIS & GECK	DANBURY	903
39	CTD001168533	UPJOHN CO THE FINE CHEMICALS DIV	NORTH HAVEN	869
40	CTD042279513	KING INDUSTRIES INC	NORWALK	767
41	CTD001181502	TEXTRON LYCOMING	STRATFORD	753
42	CTD983871914	DEXTER NONWOVENS DIV	WINDSOR LOCKS	741
43	CTD003935905	PRATT & WHITNEY	MIDDLETOWN	739
44	CTD001140920	WILLIAM PYRON, INC.	DAYVILLE	667
45	CTD000844399	PRATT & WHITNEY AIRCRAFT GROUP MD&CPD	EAST HARTFORD	646
46	CTD059831479	NEW ENGLAND AIRFOIL PRODUCTS	FARMINGTON	630
47	CTD039275722	FAFNIR BEARING DIV OF TORRINGTON CO	NEWINGTON	627
48	CTD084797745	PHOTRONIC LABS INC	BROOKFIELD CENTER	608
49	CT4170022020	US NAVAL SUBMARINE BASE	GROTON	530
50	CTD001147842	GENERAL DYNAMICS CORP ELECTRIC BOAT	GROTON	510
TOTAL				2,033,704

NOTE: STATE MAY HAVE FEWER THAN FIFTY GENERATORS

CONNECTICUT

1991 WASTE GENERATION, CONTINUED

4 QUANTITIES OF WASTE GENERATED IN 1991 THAT WERE

- REPORTED WITH ONLY CHARACTERISTIC WASTE CODES
- REPORTED WITH ONLY LISTED WASTE CODES
- REPORTED WITH BOTH CHARACTERISTIC AND LISTED WASTE CODES

WASTE HAS ONLY CHARACTERISTIC CODES	TONS OF WASTE GENERATED	WASTE HAS ONLY LISTED CODES	TONS OF WASTE GENERATED	WASTE HAS BOTH CHARACTERISTIC AND LISTED CODES	TONS OF WASTE GENERATED
ONLY IGNITABLE	11,113	ONLY AN F CODE	1,525,926		
ONLY CORROSIVE	281,088	ONLY A K CODE	504		
ONLY REACTIVE	5,638	ONLY A P CODE	7,508		
ONLY D004-17	133,373	ONLY A U CODE	193		
ONLY D018-43	660				
HAS MORE THAN ONE CHARACTERISTIC CODE	52,825	HAS MORE THAN ONE LISTED CODE	7,399		
TOTAL	484,699	TOTAL	1,541,530	TOTAL CHAR. AND LISTED	35,875

5 QUANTITIES OF WASTE GENERATED IN 1991 THAT WERE MULTIPLY CODED

WASTE HAS ONLY CHARACTERISTIC CODES BUT MORE THAN ONE APPLIES	TONS OF WASTE GENERATED	ONLY LISTED CODES BUT HAS MORE THAN ONE	TONS OF WASTE GENERATED	BOTH CHAR. & LISTED CODES	TONS OF WASTE GENERATED
HAS IGNITABLE CODE	18,129			IGN. W/ AT LEAST 1 LSTD	24,172
HAS CORROSIVE CODE	33,358			CORR. W/ AT LEAST 1 LSTD	2,324
HAS REACTIVE CODE	2,922			REACT. W/ AT LEAST 1 LSTD	650
HAS D004-D017 CODE	35,286			D004-17 W/ AT LEAST 1 LSTD	13,179
HAS D018-D043 CODE	17,29			D018-43 W/ AT LEAST 1 LSTD	16,686
		HAS AN F CODE	7,399	F WASTE W/ AT LEAST 1 CHAR	35,479
		HAS A K CODE	0	K WASTE W/ AT LEAST 1 CHAR	0
		HAS A P CODE	7,399	P WASTE W/ AT LEAST 1 CHAR	339
		HAS A U CODE	1	U WASTE W/ AT LEAST 1 CHAR	1,946
TOTAL	52,825	TOTAL	7,399	TOTAL	35,875

NOTE: COLUMNS DO NOT SUM TO TOTAL BECAUSE A WASTE CODE MAY APPLY TO MORE THAN ONE WASTE.
MIXTURES WITH IGNITABLE, CORROSIVE, REACTIVE, D004-17, AND D018-43 CHARACTERISTIC CODES ALSO MAY CONTAIN OTHER CHARACTERISTIC WASTE CODES.
SIMILARLY, WASTES WITH F,K,P, AND U LISTED CODES MAY HAVE OTHER LISTED WASTE CODES

CONNECTICUT

WASTE MANAGEMENT

6 NUMBER OF RCRA TSD FACILITIES: 77

7 QUANTITY OF RCRA HAZARDOUS WASTE MANAGED: 371,208 TONS

8 FIFTY LARGEST RCRA HAZARDOUS WASTE MANAGEMENT FACILITIES, 1991

RANK	EPAID	SITE NAME	CITY	TONS OF WASTE MANAGED
1	CTD010170363	STANLEY HARDWARE	NEW BRITAIN	259,561
2	CTD001180462	CONTRACT PLATING CO INC	STRATFORD	59,877
3	CTD001147495	PFIZER INC GROTON PLANT	GROTON	18,610
4	CTD021816889	UNITED OIL RECOVERY INC	MERIDEN	13,910
5	CTD072138969	ENVIRONMENTAL WASTE RESOURCES INC	WATERBURY	13,086
6	CTD000604488	CT TREATMENT CORPORATION	BRISTOL	2,699
7	CTD001864024	AMERICAN CYANAMID	STAMFORD	1,279
8	CTD001159730	DOW CHEMICAL CO ALLYNS POINT PLANT	GALES FERRY	653
9	CTD001449826	UNIROYAL CHEMICAL CO INC	NAUGATUCK	368
10	CTD990672081	PRATT & WHITNEY AIRCRAFT GROUP MD&CPD	EAST HARTFORD	196
11	CTD001173467	AMERICAN CYANAMID CO	WALLINGFORD	174
12	CTD001149277	PRATT & WHITNEY AIRCRAFT DIV U T C	SOUTHINGTON	158
13	CTD058509712	ENSIGN BICKFORD CO THE	SIMSBURY	158
14	CTD001161793	PITNEY BOWES INC	STAMFORD	152
15	CTD001181205	VANDERBILT CHEMICAL CORP.	BETHEL	105
16	CTD089631956	EAST COAST ENVIRONMENTAL SERVICES	NEW HAVEN	101
17	CTD001145341	HAMILTON STANDARD DIV OF UTC	WINDSOR LOCKS	70
18	CTD003935905	PRATT & WHITNEY	MIDDLETOWN	23
19	CTD001166586	BIC CORP	MILFORD	10
20	CTD064834914	G A R ELECTROFORMING DIV ELECTRO INC	DANBURY	7
21	CTD001163237	TURBO PRODUCTS INTL DIV OF IEPL	IVORYTON	6
22	CTD072115793	DUPONT E I MEDICAL PRODUCTS DEPT	NEWTOWN	3
23	CTD056748205	SARGENT MANUFACTURING CO	NEW HAVEN	1
24	CTD001453216	REMINGTON ARMS CO INC	BRIDGEPORT	0
25	CTD065529158	KAMAN AEROSPACE CORP	MOOSUP	0
26	CTD001159557	COMBUSTION ENGINEERING, INC.	WINDSOR	0
TOTAL				371,208

NOTE: STATE MAY HAVE FEWER THAN FIFTY FACILITIES THAT MANAGED WASTES.
WASTE ONLY MANAGED BY STORAGE IS NOT INCLUDED.

CONNECTICUT

WASTE MANAGEMENT, CONTINUED

9 QUANTITY OF RCRA HAZARDOUS WASTE MANAGED BY MANAGEMENT METHOD, 1991

MANAGEMENT METHOD	SYSTEM TYPE CODE	QUANTITY MANAGED (TONS)	PERCENTAGE OF QUANTITY	NUMBER OF FACILITIES	PERCENTAGE OF FACILITIES
METALS RECOVERY (FOR REUSE)	M011-M019	0	0	1	3
SOLVENTS RECOVERY	M021-M029	1,809	0	7	20
OTHER RECOVERY	M031-M039	6,522	2	2	6
INCINERATION	M041-M049	18,610	5	2	6
ENERGY RECOVERY (REUSE AS FUEL)	M051-M059	1,227	0	6	17
FUEL BLENDING	M061-----	15,211	4	3	9
AQUEOUS INORGANIC TREATMENT	M071-M079	322,033	87	4	11
AQUEOUS ORGANIC TREATMENT	M081-M089	3,298	1	1	3
SLUDGE TREATMENT	M101-M109	1	0	1	3
STABILIZATION	M111-M119	2,224	1	2	6
OTHER TREATMENT	M121-M129	272	0	5	14
LANDFILL	M132-DISP	0	0	1	3
TOTAL		371,208	100	26	100

10 MANAGEMENT METHOD, BY QUANTITY OF RCRA HAZARDOUS WASTE MANAGED, 1991

MANAGEMENT METHOD	SYSTEM TYPE CODE	QUANTITY MANAGED (TONS)	PERCENTAGE OF QUANTITY	NUMBER OF FACILITIES	PERCENTAGE OF FACILITIES
AQUEOUS INORGANIC TREATMENT	M071-M079	322,033	87	4	11
INCINERATION	M041-M049	18,610	5	2	6
FUEL BLENDING	M061-----	15,211	4	3	9
OTHER RECOVERY	M031-M039	6,522	2	2	6
AQUEOUS ORGANIC TREATMENT	M081-M089	3,298	1	1	3
STABILIZATION	M111-M119	2,224	1	2	6
SOLVENTS RECOVERY	M021-M029	1,809	0	7	20
ENERGY RECOVERY (REUSE AS FUEL)	M051-M059	1,227	0	6	17
OTHER TREATMENT	M121-M129	272	0	5	14
SLUDGE TREATMENT	M101-M109	1	0	1	3
LANDFILL	M132-DISP	0	0	1	3
METALS RECOVERY (FOR REUSE)	M011-M019	0	0	1	3
TOTAL		371,208	100	26	100

11 MANAGEMENT METHOD AND QUANTITY OF RCRA HAZARDOUS WASTE MANAGED BY NUMBER OF FACILITIES, 1991

MANAGEMENT METHOD	SYSTEM TYPE CODE	QUANTITY MANAGED (TONS)	PERCENTAGE OF QUANTITY	NUMBER OF FACILITIES	PERCENTAGE OF FACILITIES
SOLVENTS RECOVERY	M021-M029	1,809	0	7	20
ENERGY RECOVERY (REUSE AS FUEL)	M051-M059	1,227	0	6	17
OTHER TREATMENT	M121-M129	272	0	5	14
AQUEOUS INORGANIC TREATMENT	M071-M079	322,033	87	4	11
FUEL BLENDING	M061-----	15,211	4	3	9
OTHER RECOVERY	M031-M039	6,522	2	2	6
INCINERATION	M041-M049	18,610	5	2	6
STABILIZATION	M111-M119	2,224	1	2	6
METALS RECOVERY (FOR REUSE)	M011-M019	0	0	1	3
AQUEOUS ORGANIC TREATMENT	M081-M089	3,298	1	1	3
SLUDGE TREATMENT	M101-M109	1	0	1	3
LANDFILL	M132-DISP	0	0	1	3
TOTAL		371,208	100	26	100

NOTE: FACILITIES WITH ONLY STORAGE UNITS ARE EXCLUDED.
COLUMNS MAY NOT SUM DUE TO ROUNDING.
COLUMNS MAY NOT SUM TO TOTAL BECAUSE FACILITIES MAY HAVE MULTIPLE HANDLINGS METHODS.

CONNECTICUT

1991 WASTE SHIPMENTS

12 NUMBER OF RCRA HAZARDOUS WASTE SHIPPERS: 483

13 QUANTITY OF RCRA HAZARDOUS WASTE SHIPPED: 1,814,549 TONS

14 FIFTY LARGEST RCRA HAZARDOUS WASTE SHIPPERS, 1991

RANK	EPA ID	SITE NAME	CITY	QUANTITY SHIPPED (TONS)
1	CTD990672081	PRATT & WHITNEY AIRCRAFT GROUP MD&CPD	EAST HARTFORD	1,682,540
2	CTD018695999	AEROSPACE METALS	HARTFORD	14,889
3	CTD983870577	STANLEY TOOL	NEW BRITAIN	7,753
4	CTD072138969	ENVIRONMENTAL WASTE RESOURCES INC	WATERBURY	7,211
5	CTD001168137	IDEAL MFG	BEACON FALLS	7,061
6	CTD134204916	COYNE TEXTILE SERVICES	WATERBURY	7,031
7	CTD021816889	UNITED OIL RECOVERY INC	MERIDEN	6,158
8	CTD000604488	CT TREATMENT CORPORATION	BRISTOL	6,007
9	CTD000845982	SAFETY KLEEN CORP 2 070 01	WEST HARTFORD	2,760
10	CTD001162395	LEE CO THE	WESTBROOK	2,404
11	CTD001145341	HAMILTON STANDARD DIV OF UTC	WINDSOR LOCKS	2,283
12	CTD980669352	SIKORSKY AIRCRAFT DIV OF U T C	SHELTON	2,266
13	CTD002593887	HITCHCOCK GAS ENGINE CO	BRIDGEPORT	2,252
14	CTD001183763	CIRCUIT WISE INC	NORTH HAVEN	2,050
15	CTD001449784	SIKORSKY AIRCRAFT DIV OF U T C	STRATFORD	2,040
16	CTD001449511	PRATT & WHITNEY AIRCRAFT DIV U T C	NORTH HAVEN	1,776
17	CTD047551593	OCE BRUNING	GUILFORD	1,689
18	CTD084380781	THOMASTON SEWAGE TREATMENT PLANT	THOMASTON	1,665
19	CTD001147495	PFIZER INC GROTON PLANT	GROTON	1,473
20	CTD001450154	WHYCO CHROMIUM CO INC	THOMASTON	1,344
21	CTD001156009	SAFETY KLEEN CORPORATION	PLAINFIELD	1,222
22	CTD001449826	UNIROYAL CHEMICAL CO INC	NAUGATUCK	1,195
23	CTD980667927	SAFETY KLEEN CORP 2 112 01	BRANFORD	1,169
24	CTD001454008	LITTON SYSTEMS WINCHESTER ELECTRON	OAKVILLE	1,102
25	CTD983871898	CARTEN CONTROLS INC	MIDDLEBURY	1,037
26	CTD001181205	VANDERBILT CHEMICAL CORP.	BETHEL	998
27	CTD001168533	UPJOHN CO THE FINE CHEMICALS DIV	NORTH HAVEN	998
28	CTD046233003	CT GALVANIZING CORP	GLASTONBURY	963
29	CTD010170363	STANLEY HARDWARE	NEW BRITAIN	949
30	CTD001147875	NAVAL PRODUCTS	UNCASVILLE	937
31	CTD000791095	AMERICAN CYANAMID CO DAVIS & GECK	DANBURY	912
32	CTD001173467	AMERICAN CYANAMID CO	WALLINGFORD	847
33	CTD089631956	EAST COAST ENVIRONMENTAL SERVICES	NEW HAVEN	778
34	CTD042279513	KING INDUSTRIES INC	NORWALK	767
35	CTD001181502	TEXTRON LYCOMING	STRATFORD	753
36	CTD039275722	FAFNIR BEARING DIV OF TORRINGTON CO	NEWINGTON	734
37	CTD983871914	DEXTER NONWOVENS DIV	WINDSOR LOCKS	730
38	CTD003935905	PRATT & WHITNEY	MIDDLETOWN	711
39	CTD001864024	AMERICAN CYANAMID	STAMFORD	699
40	CTD001140920	WILLIAM PYRON, INC.	DAYVILLE	666
41	CTD000844399	PRATT & WHITNEY AIRCRAFT GROUP MD&CPD	EAST HARTFORD	662
42	CTD059831479	NEW ENGLAND AIRFOIL PRODUCTS	FARMINGTON	634
43	CTD084797745	PHOTRONIC LABS INC	BROOKFIELD CENTER	608
44	CT4170022020	US NAVAL SUBMARINE BASE	GROTON	528
45	CTD001159730	DOW CHEMICAL CO ALLYNS POINT PLANT	GALES FERRY	515
46	CTD001147842	GENERAL DYNAMICS CORP ELECTRIC BOAT	GROTON	509
47	CTD000845156	TORRINGTON CO THE BROAD ST PLANT	TORRINGTON	501
48	CTD089621239	MICRO ETCH PRODUCTS INC	STRATFORD	490
49	CTD001148717	TORRINGTON CO THE STANDARD PLANT	TORRINGTON	468
50	CTD001164599	MACDERMID INC	WATERBURY	463
TOTAL				1,786,200

NOTES: COLUMNS MAY NOT SUM DUE TO ROUNDING.
STATE MAY HAVE FEWER THAN FIFTY SHIPPERS.

CONNECTICUT

1991 WASTE RECEIPTS

15 NUMBER OF RCRA HAZARDOUS WASTE RECEIVERS: 14

16 QUANTITY OF RCRA HAZARDOUS WASTE RECEIVED: 32,598 TONS

17 FIFTY LARGEST RCRA HAZARDOUS WASTE RECEIVERS, 1991

RANK	EPA ID	SITE NAME	CITY	QUANTITY RECEIVED (TONS)
1	CTD072138969	ENVIRONMENTAL WASTE RESOURCES INC	WATERBURY	14,661
2	CTD021816889	UNITED OIL RECOVERY INC	MERIDEN	7,752
3	CTD000604488	CT TREATMENT CORPORATION	BRISTOL	2,780
4	CTD089631956	EAST COAST ENVIRONMENTAL SERVICES	NEW HAVEN	1,801
5	CTD002593887	HITCHCOCK GAS ENGINE CO	BRIDGEPORT	1,451
6	CTD000845982	SAFETY KLEEN CORP 2 070 01	WEST HARTFORD	1,386
7	CTD001156009	SAFETY KLEEN CORPORATION	PLAINFIELD	1,369
8	CTD980667927	SAFETY KLEEN CORP 2 112 01	BRANFORD	990
9	CTD990672081	PRATT & WHITNEY AIRCRAFT GROUP MD&CPD	EAST HARTFORD	141
10	CTD001145341	HAMILTON STANDARD DIV OF UTC	WINDSOR LOCKS	123
11	CTD001164599	MACDERMID INC	WATERBURY	75
12	CTD018668269	GENERAL DYNAMICS CORP ELECTRIC BOAT	GROTON	47
13	CTD001451004	OLIN CORP	NEW HAVEN	14
14	CTD058509712	ENSIGN BICKFORD CO THE	SIMSBURY	9
TOTAL				32,598

NOTES: COLUMNS MAY NOT SUM DUE TO ROUNDING.
STATE MAY HAVE FEWER THAN FIFTY FACILITIES THAT RECEIVED WASTE.

CONNECTICUT

1991 WASTE RECEIPTS, CONTINUED

18 QUANTITY OF RCRA HAZARDOUS WASTE MANAGED, BY MANAGEMENT METHOD, LIMITED TO WASTE RECEIVED FROM OFF SITE, 1991

MANAGEMENT METHOD	SYSTEM TYPE CODE	QUANTITY MANAGED (TONS)	PERCENTAGE OF QUANTITY	NUMBER OF FACILITIES	PERCENTAGE OF FACILITIES
OTHER RECOVERY	M031-M039	6,472	27	1	10
ENERGY RECOVERY (REUSE AS FUEL)	M051-M059	4	0	2	20
FUEL BLENDING	M061-----	9,053	38	3	30
AQUEOUS INORGANIC TREATMENT	M071-M079	2,589	11	1	10
AQUEOUS ORGANIC TREATMENT	M081-M089	3,298	14	1	10
STABILIZATION	M111-M119	2,123	9	1	10
OTHER TREATMENT	M121-M129	9	0	1	10
TOTAL		23,547	100	5	100

19 MANAGEMENT METHOD, BY QUANTITY OF RCRA HAZARDOUS WASTE MANAGED, LIMITED TO WASTE RECEIVED FROM OFF SITE, 1991

MANAGEMENT METHOD	SYSTEM TYPE CODE	QUANTITY MANAGED (TONS)	PERCENTAGE OF QUANTITY	NUMBER OF FACILITIES	PERCENTAGE OF FACILITIES
FUEL BLENDING	M061-----	9,053	38	3	30
OTHER RECOVERY	M031-M039	6,472	27	1	10
AQUEOUS ORGANIC TREATMENT	M081-M089	3,298	14	1	10
AQUEOUS INORGANIC TREATMENT	M071-M079	2,589	11	1	10
STABILIZATION	M111-M119	2,123	9	1	10
OTHER TREATMENT	M121-M129	9	0	1	10
ENERGY RECOVERY (REUSE AS FUEL)	M051-M059	4	0	2	20
TOTAL		23,547	100	5	100

20 MANAGEMENT METHOD AND QUANTITY OF RCRA HAZARDOUS WASTE MANAGED, BY NUMBER OF FACILITIES, LIMITED TO WASTE RECEIVED FROM OFF SITE, 1991

MANAGEMENT METHOD	SYSTEM TYPE CODE	QUANTITY MANAGED (TONS)	PERCENTAGE OF QUANTITY	NUMBER OF FACILITIES	PERCENTAGE OF FACILITIES
FUEL BLENDING	M061-----	9,053	38	3	30
ENERGY RECOVERY (REUSE AS FUEL)	M051-M059	4	0	2	20
OTHER RECOVERY	M031-M039	6,472	27	1	10
AQUEOUS INORGANIC TREATMENT	M071-M079	2,589	11	1	10
AQUEOUS ORGANIC TREATMENT	M081-M089	3,298	14	1	10
STABILIZATION	M111-M119	2,123	9	1	10
OTHER TREATMENT	M121-M129	9	0	1	10
TOTAL		23,547	100	5	100

NOTE: FACILITIES WITH ONLY STORAGE UNITS ARE EXCLUDED
COLUMNS MAY NOT SUM DUE TO ROUNDING.
COLUMNS MAY NOT SUM TO TOTAL BECAUSE FACILITIES MAY HAVE MULTIPLE HANDLINGS METHODS.

CONNECTICUT

1991 IMPORTS AND EXPORTS

21 QUANTITY OF RCRA HAZARDOUS WASTE IMPORTED: 15,311 TONS

22 QUANTITY OF RCRA HAZARDOUS WASTE EXPORTED: 4,585,723 TONS

23 QUANTITY AND PERCENTAGE OF RCRA HAZARDOUS WASTEWATER AND NON-WASTEWATER MANAGEMENT IN 1991

MANAGEMENT TYPE	TONS	PERCENTAGE
WASTEWATER	340,776	92
NON-WASTEWATER	30,432	8
TOTAL	371,208	100

DELAWARE

1991 WASTE GENERATION

1 NUMBER OF RCRA LARGE QUANTITY GENERATORS (LQGS): 63

2 QUANTITY OF RCRA HAZARDOUS WASTE GENERATED: 20,531 TONS

3 FIFTY LARGEST RCRA HAZARDOUS WASTE GENERATORS IN THE STATE, 1991

RANK	EPA ID	SITE NAME	CITY	TOTAL GENERATED (TONS)
1	DED002276764	CITISTEEL USA INC	CLAYMONT	4,060
2	DED980830400	CIBA-GEIGY CORP	NEWPORT	2,960
3	DED002329738	STAR ENTERPRISE DELAWARE CITY REFINERY	DELAWARE CITY	2,042
4	DED041212473	STANDARD CHLORINE OF DELAWARE INC	DELAWARE CITY	1,701
5	DED002369205	GM BOC WILMINGTON PLANT	WILMINGTON	1,448
6	DED980555122	DUPONT HOLLY RUN SITE	NEWPORT	1,245
7	DED003913266	OCCIDENTAL CHEMICAL CORPORATION	DELAWARE CITY	936
8	DED004321212	FORBES STEEL & WIRE CORP	WILMINGTON	925
9	DED003930807	DU PONT EXPERIMENTAL STATION	WILMINGTON	705
10	DED002357408	CHRYSLER CORP	NEWARK	497
11	DED980537781	CAMDEL METALS CORP	CAMDEN	465
12	DED002342020	ICI AMERICAS INC ATLAS POINT SITE	NEW CASTLE	364
13	DED002353092	JOHNSON-CONTROLS INC	MIDDLETOWN	332
14	DED002341287	WILMINGTON CHEMICAL CORP	NEW CASTLE	324
15	DED154576698	GENERAL CHEMICAL CORP	CLAYMONT	293
16	DED980551667	AKZO CHEMICALS INC	DELAWARE CITY	180
17	DED001315647	HERCULES RESEARCH CENTER	WILMINGTON	176
18	DED069876795	JAMES RIVER CORP	NEW CASTLE	157
19	DED040835795	PLAYTEX FAMILY PRODUCTS CORP	DOVER	155
20	DED064370992	DUPONT STINE-HASKELL RESEARCH CTR	NEWARK	137
21	DED984071068	DUPONT MERCK PHARMACEUTICAL CO.	WILMINGTON	126
22	DED042263764	E.I.DUPONT DE NEMOURS & CO INC	GLASGOW	121
23	DED085693646	NORAMCO OF DELAWARE, INC.	WILMINGTON	117
24	DED982574576	ICI MOLDED CIRCUIT BOARD PLANT	NEWARK	98
25	DED060058062	WILMINGTON MAINTENANCE FACILITY	WILMINGTON	94
26	DED069032613	DELAWARE STORAGE & PIPELINE CO	LITTLE CREEK	88
27	DED011028438	ATLANTIC AVIATION CORP	NEW CASTLE	86
28	DED053304770	HERCULES INC.	MIDDLETOWN	76
29	DED981109317	AMP-AKZO CORPORATION	NEWARK	59
30	DED131873853	TRIPLE C RAILCAR SVC INC	EDGEMOOR YARD	56
31	DED981113681	EI DUPONT DE NEMOURS WILLOW BANK PLANT	NEW PORT	50
32	DE8570024010	DOVER AIR FORCE BASE	DOVER	42
33	DED981743065	L.D. CAULK DIVIDION FO DENTSPLY INT'L	MILFORD	40
34	DED000820399	ICI AMERICAS INC	WILMINGTON	40
35	DED003930799	E.I. DUPONT DE NEMOURS & CO.	WILMINGTON	35
36	DED021957444	MFG JUSTIN TANKS, INC	GEORGETOWN	34
37	DED054719851	NANTICOKE HOMES INC	GREENWOOD	34
38	DED047321617	E I DUPONT DE NEMOURS AND CO INC	NEWARK	27
39	DED002337350	WESTVACO CORP.	NEWARK	26
40	DED002348845	E.I.DUPONT DENMOURS & CO INC	SEAFORD	24
41	DED981944861	CHRISTINA LABORATORY	WILMINGTON	23
42	DED002337806	NVF COMPANY	YORKLYN	21
43	DED000820704	UNIVERSITY OF DELAWARE	NEWARK	20
44	DED981038888	W. L. GORE & ASSOCIATES, INC.	NEWARK	17
45	DED069877611	LANXIDE CORP.	NEWARK	14
46	DED033665621	ILC DOVER INC	FREDERICA	11
47	DED083235549	L D CAULK DIVISION OF DENTSPLY INT'L	MILFORD	11
48	DED002331536	W.L. GORE AND ASSOCIATES INC	NEWARK	10
49	DED981938046	FISHER SCIENTIFIC	NEWARK	6
50	DED984073056	DELAWARE SOLID WASTE AUTHORITY	GEORGETOWN	4
TOTAL				20,508

NOTE: STATE MAY HAVE FEWER THAN FIFTY GENERATORS

DELAWARE

1991 WASTE GENERATION, CONTINUED

4 QUANTITIES OF WASTE GENERATED IN 1991 THAT WERE

- REPORTED WITH ONLY CHARACTERISTIC WASTE CODES
- REPORTED WITH ONLY LISTED WASTE CODES
- REPORTED WITH BOTH CHARACTERISTIC AND LISTED WASTE CODES

WASTE HAS ONLY CHARACTERISTIC CODES	TONS OF WASTE GENERATED	WASTE HAS ONLY LISTED CODES	TONS OF WASTE GENERATED	WASTE HAS BOTH CHARACTERISTIC AND LISTED CODES	TONS OF WASTE GENERATED
ONLY IGNITABLE	3,597	ONLY AN F CODE	2,613		
ONLY CORROSIVE	80	ONLY A K CODE	1,463		
ONLY REACTIVE	5	ONLY A P CODE	26		
ONLY D004-17	2,677	ONLY A U CODE	408		
ONLY D018-43	528				
HAS MORE THAN ONE CHARACTERISTIC CODE	978	HAS MORE THAN ONE LISTED CODE	12		
TOTAL	7,863	TOTAL	4,522	TOTAL CHAR. AND LISTED	8,114

5 QUANTITIES OF WASTE GENERATED IN 1991 THAT WERE MULTIPLY CODED

WASTE HAS ONLY CHARACTERISTIC CODES BUT MORE THAN ONE APPLIES	TONS OF WASTE GENERATED	ONLY LISTED CODES BUT HAS MORE THAN ONE	TONS OF WASTE GENERATED	BOTH CHAR. & LISTED CODES	TONS OF WASTE GENERATED
HAS IGNITABLE CODE	197			IGN. W/ AT LEAST 1 LSTD	2,161
HAS CORROSIVE CODE	435			CORR. W/ AT LEAST 1 LSTD	1,066
HAS REACTIVE CODE	20			REACT. W/ AT LEAST 1 LSTD	102
HAS D004-D017 CODE	819			D004-17 W/ AT LEAST 1 LSTD	5,346
HAS D018-D043 CODE	538			D018-43 W/ AT LEAST 1 LSTD	1,119
		HAS AN F CODE	10	F WASTE W/ AT LEAST 1 CHAR	2,234
		HAS A K CODE	0	K WASTE W/ AT LEAST 1 CHAR	5,818
		HAS A P CODE	2	P WASTE W/ AT LEAST 1 CHAR	5
		HAS A U CODE	12	U WASTE W/ AT LEAST 1 CHAR	80
TOTAL	978	TOTAL	12	TOTAL	8,114

NOTE: COLUMNS DO NOT SUM TO TOTAL BECAUSE A WASTE CODE MAY APPLY TO MORE THAN ONE WASTE.
MIXTURES WITH IGNITABLE, CORROSIVE, REACTIVE, D004-17, AND D018-43 CHARACTERISTIC CODES ALSO MAY CONTAIN OTHER CHARACTERISTIC WASTE CODES.
SIMILARLY, WASTES WITH F,K,P, AND U LISTED CODES MAY HAVE OTHER LISTED WASTE CODES

DELAWARE

WASTE MANAGEMENT

6 NUMBER OF RCRA TSD FACILITIES: 11

7 QUANTITY OF RCRA HAZARDOUS WASTE MANAGED: 2,273 TONS

8 FIFTY LARGEST RCRA HAZARDOUS WASTE MANAGEMENT FACILITIES, 1991

RANK	EPAID	SITE NAME	CITY	TONS OF WASTE MANAGED
1	DED002329738	STAR ENTERPRISE DELAWARE CITY REFINERY	DELAWARE CITY	1,150
2	DED003930807	DU PONT EXPERIMENTAL STATION	WILMINGTON	1,113
3	DE8570024010	DOVER AIR FORCE BASE	DOVER	9
4	DED042263764	E.I.DUPONT DE NEMOURS & CO INC	GLASGOW	0
5	DED002366854	HARPER THIEL INC	WILMINGTON	0
6	DED001315647	HERCULES RESEARCH CENTER	WILMINGTON	0
TOTAL				2,273

NOTE: STATE MAY HAVE FEWER THAN FIFTY FACILITIES THAT MANAGED WASTES.
WASTE ONLY MANAGED BY STORAGE IS NOT INCLUDED.

DELAWARE

WASTE MANAGEMENT, CONTINUED

9 QUANTITY OF RCRA HAZARDOUS WASTE MANAGED BY MANAGEMENT METHOD, 1991

MANAGEMENT METHOD	SYSTEM TYPE CODE	QUANTITY MANAGED (TONS)	PERCENTAGE OF QUANTITY	NUMBER OF FACILITIES	PERCENTAGE OF FACILITIES
SOLVENTS RECOVERY	M021-M029	9	0	2	29
INCINERATION	M041-M049	1,113	49	2	29
AQUEOUS INORGANIC TREATMENT	M071-M079	0	0	1	14
OTHER TREATMENT	M121-M129	0	0	1	14
LAND TREATMENT / APPLICATION / FARMING	M131-DISP	1,150	51	1	14
TOTAL		2,273	100	6	100

10 MANAGEMENT METHOD, BY QUANTITY OF RCRA HAZARDOUS WASTE MANAGED, 1991

MANAGEMENT METHOD	SYSTEM TYPE CODE	QUANTITY MANAGED (TONS)	PERCENTAGE OF QUANTITY	NUMBER OF FACILITIES	PERCENTAGE OF FACILITIES
LAND TREATMENT / APPLICATION / FARMING	M131-DISP	1,150	51	1	14
INCINERATION	M041-M049	1,113	49	2	29
SOLVENTS RECOVERY	M021-M029	9	0	2	29
OTHER TREATMENT	M121-M129	0	0	1	14
AQUEOUS INORGANIC TREATMENT	M071-M079	0	0	1	14
TOTAL		2,273	100	6	100

11 MANAGEMENT METHOD AND QUANTITY OF RCRA HAZARDOUS WASTE MANAGED BY NUMBER OF FACILITIES, 1991

MANAGEMENT METHOD	SYSTEM TYPE CODE	QUANTITY MANAGED (TONS)	PERCENTAGE OF QUANTITY	NUMBER OF FACILITIES	PERCENTAGE OF FACILITIES
SOLVENTS RECOVERY	M021-M029	9	0	2	29
INCINERATION	M041-M049	1,113	49	2	29
AQUEOUS INORGANIC TREATMENT	M071-M079	0	0	1	14
OTHER TREATMENT	M121-M129	0	0	1	14
LAND TREATMENT / APPLICATION / FARMING	M131-DISP	1,150	51	1	14
TOTAL		2,273	100	6	100

NOTE: FACILITIES WITH ONLY STORAGE UNITS ARE EXCLUDED.
COLUMNS MAY NOT SUM DUE TO ROUNDING.
COLUMNS MAY NOT SUM TO TOTAL BECAUSE FACILITIES MAY HAVE MULTIPLE HANDLINGS METHODS.

DELAWARE

1991 WASTE SHIPMENTS

12 NUMBER OF RCRA HAZARDOUS WASTE SHIPPERS: 62

13 QUANTITY OF RCRA HAZARDOUS WASTE SHIPPED: 18,873 TONS

14 FIFTY LARGEST RCRA HAZARDOUS WASTE SHIPPERS, 1991

RANK	EPA ID	SITE NAME	CITY	QUANTITY SHIPPED (TONS)
1	DED002276764	CITISTEEL USA INC	CLAYMONT	4,060
2	DED980830400	CIBA-GEIGY CORP	NEWPORT	2,960
3	DED041212473	STANDARD CHLORINE OF DELAWARE INC	DELAWARE CITY	1,701
4	DED002369205	GM BOC WILMINGTON PLANT	WILMINGTON	1,428
5	DED980555122	DUPONT HOLLY RUN SITE	NEWPORT	1,328
6	DED003913266	OCCIDENTAL CHEMICAL CORPORATION	DELAWARE CITY	936
7	DED004321212	FORBES STEEL & WIRE CORP	WILMINGTON	925
8	DED002329738	STAR ENTERPRISE DELAWARE CITY REFINERY	DELAWARE CITY	892
9	DED002357408	CHRYSLER CORP	NEWARK	497
10	DED980537781	CAMDEL METALS CORP	CAMDEN	465
11	DED002342020	ICI AMERICAS INC ATLAS POINT SITE	NEW CASTLE	364
12	DED002353092	JOHNSON-CONTROLS INC	MIDDLETOWN	332
13	DED002341287	WILMINGTON CHEMICAL CORP	NEW CASTLE	324
14	DED154576698	GENERAL CHEMICAL CORP	CLAYMONT	293
15	DED003930807	DU PONT EXPERIMENTAL STATION	WILMINGTON	242
16	DED001315647	HERCULES RESEARCH CENTER	WILMINGTON	176
17	DED980551667	AKZO CHEMICALS INC	DELAWARE CITY	170
18	DED040835795	PLAYTEX FAMILY PRODUCTS CORP	DOVER	155
19	DED064370992	DUPONT STINE-HASKELL RESEARCH CTR	NEWARK	137
20	DED984071068	DUPONT MERCK PHARMACEUTICAL CO.	WILMINGTON	126
21	DED042263764	E.I.DUPONT DE NEMOURS & CO INC	GLASGOW	120
22	DED085693646	NORAMCO OF DELAWARE, INC.	WILMINGTON	116
23	DED131873853	TRIPLE C RAILCAR SVC INC	EDGEMOOR YARD	106
24	DED982574576	ICI MOLDED CIRCUIT BOARD PLANT	NEWARK	98
25	DED060058062	WILMINGTON MAINTENANCE FACILITY	WILMINGTON	91
26	DED069032613	DELAWARE STORAGE & PIPELINE CO	LITTLE CREEK	88
27	DED011028438	ATLANTIC AVIATION CORP	NEW CASTLE	86
28	DED053304770	HERCULES INC.	MIDDLETOWN	80
29	DED981109317	AMP-AKZO CORPORATION	NEWARK	59
30	DED069876795	JAMES RIVER CORP	NEW CASTLE	53
31	DED981113681	EI DUPONT DE NEMOURS WILLOW BANK PLANT	NEW PORT	50
32	DED981743065	L.D. CAULK DIVIDION FO DENTSPLY INT'L	MILFORD	40
33	DED000820399	ICI AMERICAS INC	WILMINGTON	40
34	DED003930799	E.I. DUPONT DE NEMOURS & CO.	WILMINGTON	37
35	DED060074291	PITTSBURGH ARCHITECTURAL FINISHES	CHESWOLD	33
36	DE8570024010	DOVER AIR FORCE BASE	DOVER	33
37	DED002348845	E.I.DUPONT DENMOURS & CO INC	SEAFORD	30
38	DED054719851	NANTICOKE HOMES INC	GREENWOOD	26
39	DED047321617	E I DUPONT DE NEMOURS AND CO INC	NEWARK	26
40	DED000820704	UNIVERSITY OF DELAWARE	NEWARK	20
41	DED981944861	CHRISTINA LABORATORY	WILMINGTON	19
42	DED981038888	W. L. GORE & ASSOCIATES, INC.	NEWARK	17
43	DED069877611	LANXIDE CORP.	NEWARK	14
44	DED002337350	WESTVACO CORP.	NEWARK	13
45	DED033665621	ILC DOVER INC	FREDERICA	11
46	DED083235549	L D CAULK DIVISION OF DENTSPLY INT'L	MILFORD	11
47	DED002331536	W.L. GORE AND ASSOCIATES INC	NEWARK	10
48	DED021957444	MFG JUSTIN TANKS, INC	GEORGETOWN	6
49	DED981938046	FISHER SCIENTIFIC	NEWARK	6
50	DED984073056	DELAWARE SOLID WASTE AUTHORITY	GEORGETOWN	4
TOTAL				18,851

NOTES: COLUMNS MAY NOT SUM DUE TO ROUNDING.
STATE MAY HAVE FEWER THAN FIFTY SHIPPERS.

DELAWARE

1991 WASTE RECEIPTS

15 NUMBER OF RCRA HAZARDOUS WASTE RECEIVERS: 2

16 QUANTITY OF RCRA HAZARDOUS WASTE RECEIVED: 653 TONS

17 FIFTY LARGEST RCRA HAZARDOUS WASTE RECEIVERS, 1991

RANK	EPA ID	SITE NAME	CITY	QUANTITY RECEIVED (TONS)
1	DED003930807	DU PONT EXPERIMENTAL STATION	WILMINGTON	651
2	DED060074291	PITTSBURGH ARCHITECTURAL FINISHES	CHESWOLD	2
TOTAL				653

NOTES: COLUMNS MAY NOT SUM DUE TO ROUNDING.
STATE MAY HAVE FEWER THAN FIFTY FACILITIES THAT RECEIVED WASTE.

DELAWARE

1991 WASTE RECEIPTS, CONTINUED

18 QUANTITY OF RCRA HAZARDOUS WASTE MANAGED, BY MANAGEMENT METHOD, LIMITED TO WASTE RECEIVED FROM OFF SITE, 1991

MANAGEMENT METHOD	SYSTEM TYPE CODE	QUANTITY MANAGED (TONS)	PERCENTAGE OF QUANTITY	NUMBER OF FACILITIES	PERCENTAGE OF FACILITIES
INCINERATION	M041-M049	651	100	1	100
TOTAL		651	100	1	100

19 MANAGEMENT METHOD, BY QUANTITY OF RCRA HAZARDOUS WASTE MANAGED, LIMITED TO WASTE RECEIVED FROM OFF SITE, 1991

MANAGEMENT METHOD	SYSTEM TYPE CODE	QUANTITY MANAGED (TONS)	PERCENTAGE OF QUANTITY	NUMBER OF FACILITIES	PERCENTAGE OF FACILITIES
INCINERATION	M041-M049	651	100	1	100
TOTAL		651	100	1	100

20 MANAGEMENT METHOD AND QUANTITY OF RCRA HAZARDOUS WASTE MANAGED, BY NUMBER OF FACILITIES, LIMITED TO WASTE RECEIVED FROM OFF SITE, 1991

MANAGEMENT METHOD	SYSTEM TYPE CODE	QUANTITY MANAGED (TONS)	PERCENTAGE OF QUANTITY	NUMBER OF FACILITIES	PERCENTAGE OF FACILITIES
INCINERATION	M041-M049	651	100	1	100
TOTAL		651	100	1	100

NOTE: FACILITIES WITH ONLY STORAGE UNITS ARE EXCLUDED
COLUMNS MAY NOT SUM DUE TO ROUNDING.
COLUMNS MAY NOT SUM TO TOTAL BECAUSE FACILITIES MAY HAVE MULTIPLE HANDLINGS METHODS.

DELAWARE

1991 IMPORTS AND EXPORTS

21 QUANTITY OF RCRA HAZARDOUS WASTE IMPORTED: 400 TONS

22 QUANTITY OF RCRA HAZARDOUS WASTE EXPORTED: 4,585,723 TONS

23 QUANTITY AND PERCENTAGE OF RCRA HAZARDOUS WASTEWATER AND NON-WASTEWATER MANAGEMENT IN 1991

MANAGEMENT TYPE	TONS	PERCENTAGE
WASTEWATER	44	2
NON-WASTEWATER	2,229	98
TOTAL	2,273	100

DISTRICT OF COLUMBIA

1991 WASTE GENERATION

1 NUMBER OF RCRA LARGE QUANTITY GENERATORS (LQGS): 11

2 QUANTITY OF RCRA HAZARDOUS WASTE GENERATED: 975 TONS

3 FIFTY LARGEST RCRA HAZARDOUS WASTE GENERATORS IN THE STATE, 1991

RANK	EPA ID	SITE NAME	CITY	TOTAL GENERATED (TONS)
1	DCD000819516	PEPCO BENNING ROAD GENERATING STATION	WASHINGTON	389
2	DCP000001277	ARLAND WILLIAMS BRIDGE	WASHINGTON	180
3	DC2200907812	U S BUREAU OF ENGRAVING AND PRINTING	WASHINGTON	176
4	DCD981737422	W M A T A	WASHINGTON	51
5	DCD003238193	WASHINGTON POST NEWSPAPER-SOUTHEAST PLT	WASHINGTON	41
6	DCD003245768	WASHINGTON POST NEWSPAPER THE	WASHINGTON	37
7	DC4040005031	U S GOVERNMENT PRINTING OFFICE	WASHINGTON	25
8	DC8470000086	FOOD & DRUG ADMINISTRATION FB 8	WASHINGTON	21
9	DCD980555643	WASHINGTON METRO AREA TRANSIT AUTHORITY	WASHINGTON	20
10	DC9170024310	NAVAL DISTRICT - WASHINGTON DC	WASHINGTON	20
11	DC4210021156	WALTER REED ARMY MEDICAL CENTER	WASHINGTON	14
TOTAL				975

NOTE: STATE MAY HAVE FEWER THAN FIFTY GENERATORS

DISTRICT OF COLUMBIA

1991 WASTE GENERATION, CONTINUED

4 QUANTITIES OF WASTE GENERATED IN 1991 THAT WERE

- REPORTED WITH ONLY CHARACTERISTIC WASTE CODES
- REPORTED WITH ONLY LISTED WASTE CODES
- REPORTED WITH BOTH CHARACTERISTIC AND LISTED WASTE CODES

WASTE HAS ONLY CHARACTERISTIC CODES	TONS OF WASTE GENERATED	WASTE HAS ONLY LISTED CODES	TONS OF WASTE GENERATED	WASTE HAS BOTH CHARACTERISTIC AND LISTED CODES	TONS OF WASTE GENERATED
ONLY IGNITABLE	143	ONLY AN F CODE	379		
ONLY CORROSIVE	67	ONLY A K CODE	0		
ONLY REACTIVE	0	ONLY A P CODE	1		
ONLY D004-17	200	ONLY A U CODE	2		
ONLY D018-43	1				
HAS MORE THAN ONE CHARACTERISTIC CODE	56	HAS MORE THAN ONE LISTED CODE	2		
TOTAL	467	TOTAL	383	TOTAL CHAR. AND LISTED	123

5 QUANTITIES OF WASTE GENERATED IN 1991 THAT WERE MULTIPLY CODED

WASTE HAS ONLY CHARACTERISTIC CODES BUT MORE THAN ONE APPLIES	TONS OF WASTE GENERATED	ONLY LISTED CODES BUT HAS MORE THAN ONE	TONS OF WASTE GENERATED	BOTH CHAR. & LISTED CODES	TONS OF WASTE GENERATED
HAS IGNITABLE CODE	10			IGN. W/ AT LEAST 1 LSTD	55
HAS CORROSIVE CODE	47			CORR. W/ AT LEAST 1 LSTD	50
HAS REACTIVE CODE	0			REACT. W/ AT LEAST 1 LSTD	3
HAS D004-D017 CODE	49			D004-17 W/ AT LEAST 1 LSTD	23
HAS D018-D043 CODE	7			D018-43 W/ AT LEAST 1 LSTD	48
		HAS AN F CODE	1	F WASTE W/ AT LEAST 1 CHAR	74
		HAS A K CODE	0	K WASTE W/ AT LEAST 1 CHAR	44
		HAS A P CODE	0	P WASTE W/ AT LEAST 1 CHAR	0
		HAS A U CODE	2	U WASTE W/ AT LEAST 1 CHAR	22
TOTAL	56	TOTAL	2	TOTAL	123

NOTE: COLUMNS DO NOT SUM TO TOTAL BECAUSE A WASTE CODE MAY APPLY TO MORE THAN ONE WASTE.
MIXTURES WITH IGNITABLE, CORROSIVE, REACTIVE, D004-17, AND D018-43 CHARACTERISTIC CODES ALSO MAY CONTAIN OTHER CHARACTERISTIC WASTE CODES.
SIMILARLY, WASTES WITH F,K,P, AND U LISTED CODES MAY HAVE OTHER LISTED WASTE CODES

DISTRICT OF COLUMBIA

WASTE MANAGEMENT

6 NUMBER OF RCRA TSD FACILITIES: 2

7 QUANTITY OF RCRA HAZARDOUS WASTE MANAGED: 0 TONS

TABLES 4, 5, 6, 7 AND 8 HAVE BEEN OMMITTED FROM THIS REPORT BECAUSE THERE WERE NO FACILITIES IN THE DISTRICT OF COLUMBIA THAT REPORTED MANAGING (TREATING OR DISPOSING) RCRA HAZARDOUS WASTE IN 1991. THE TWO TSD FACILITIES DESCRIBED ABOVE MAY HAVE BEEN STORAGE-ONLY FACILITIES.

DISTRICT OF COLUMBIA

1991 WASTE SHIPMENTS

12 NUMBER OF RCRA HAZARDOUS WASTE SHIPPERS: 11

13 QUANTITY OF RCRA HAZARDOUS WASTE SHIPPED: 923 TONS

14 FIFTY LARGEST RCRA HAZARDOUS WASTE SHIPPERS, 1991

RANK	EPA ID	SITE NAME	CITY	QUANTITY SHIPPED (TONS)
1	DCD000819516	PEPCO BENNING ROAD GENERATING STATION	WASHINGTON	388
2	DCP000001277	ARLAND WILLIAMS BRIDGE	WASHINGTON	180
3	DC2200907812	U S BUREAU OF ENGRAVING AND PRINTING	WASHINGTON	176
4	DCD981737422	W M A T A	WASHINGTON	51
5	DC4040005031	U S GOVERNMENT PRINTING OFFICE	WASHINGTON	25
6	DC8470000086	FOOD & DRUG ADMINISTRATION FB 8	WASHINGTON	21
7	DC9170024310	NAVAL DISTRICT - WASHINGTON DC	WASHINGTON	21
8	DCD980555643	WASHINGTON METRO AREA TRANSIT AUTHORITY	WASHINGTON	20
9	DCD003245768	WASHINGTON POST NEWSPAPER THE	WASHINGTON	15
10	DC4210021156	WALTER REED ARMY MEDICAL CENTER	WASHINGTON	14
11	DCD003238193	WASHINGTON POST NEWSPAPER-SOUTHEAST PLT	WASHINGTON	11
TOTAL				923

NOTES: COLUMNS MAY NOT SUM DUE TO ROUNDING.
STATE MAY HAVE FEWER THAN FIFTY SHIPPERS.

DISTRICT OF COLUMBIA

1991 WASTE RECEIPTS

THERE WERE NO FACILITIES IN THE DISTRICT OF COLUMBIA THAT REPORTED RECEIVING HAZARDOUS WASTE.

DISTRICT OF COLUMBIA

1991 WASTE IMPORTS AND EXPORTS

THE DISTRICT OF COLUMBIA DID NOT IMPORT ANY HAZARDOUS WASTE.

22 QUANTITY OF RCRA HAZARDOUS WASTE EXPORTED: 4,585,723 TONS

FLORIDA

1991 WASTE GENERATION

1 NUMBER OF RCRA LARGE QUANTITY GENERATORS (LQGS): 399

2 QUANTITY OF RCRA HAZARDOUS WASTE GENERATED: 508,839 TONS

3 FIFTY LARGEST RCRA HAZARDOUS WASTE GENERATORS IN THE STATE, 1991

RANK	EPA ID	SITE NAME	CITY	TOTAL GENERATED (TONS)
1	FLD040216764	FPC CRYSTAL RIVER ENERGY COMPLEX	CRYSTAL RIVER	170,489
2	FLD004106811	KAISER ALUMINUM & CHEMICAL CORP	MULBERRY	68,265
3	FLD982167702	FLORIDA PLATING ROYAL STORE FIX	MIAMI	37,576
4	FLD082632357	FPC ANCLOTE PLANT	HOLIDAY	34,141
5	FLD980729610	LAIDLAW ENVIRONMENTAL SVC OF BARTOW	BARTOW	25,012
6	FLD000807115	FPL PORT EVERGLADES PLANT	FT LAUDERDALE	24,323
7	FLD044014413	FPC BARTOW PLANT	ST PETERSBURG	22,029
8	FLD047096524	OLIN CORP	ST MARKS	14,025
9	FLD046771952	GRUMMAN ST AUGUSTINE CORPORATION	ST AUGUSTINE	8,609
10	FLD083812537	FLORIDA STEEL CORP	BALDWIN	8,131
11	FLD043866292	FPC SUWANNEE PLANT	LIVE OAK	7,446
12	FLD061993606	MARTIN MARIETTA OCALA OP	OCALA	5,982
13	FLD004092839	GULF COAST RECYCLING INC	TAMPA	5,708
14	FLD000831248	TALLAHASSEE A B HOPKINS, CITY OF	TALLAHASSEE	4,740
15	FLD004065926	ARIZONA CHEMICAL COMPANY INC	PANAMA CITY	4,123
16	FLD061916532	B P OIL INC	JACKSONVILLE	3,881
17	FLD004073516	UNION CAMP CORP	JACKSONVILLE	3,352
18	FLD078319308	CENTRAL FLORIDA PIPELINE CORP	TAFT	2,674
19	FLD982131096	WESTINGHOUSE ELECTRIC CORP	RIVIERA BEACH	2,648
20	FLD980837744	CONTINENTAL CIRCUITS INC	CASSELBERRY	2,320
21	FLD064683410	COASTAL FUELS MARKETING INC	PALMETTO	2,133
22	FLD001447952	UNITED TECHNOLOGIES	JUPITER	2,091
23	FLD004057535	BEAZER EAST INC	GAINESVILLE	2,084
24	FLD000814434	FLORIDA STEEL CORP TAMPA STEEL MILL	TAMPA	2,029
25	FL6800014585	USNASA KENNEDY SPACE CENTER	KENNEDY SPACE CENTER	1,964
26	FL6170024412	USNAS JACKSONVILLE	JACKSONVILLE	1,890
27	FLD051336535	COASTAL FUELS MARKETING INC	FT LAUDERDALE	1,671
28	FLD094949237	MARATHON OIL CO	FT LAUDERDALE	1,590
29	FLD004053450	SOUTHERN WOOD PIEDMONT CO	BALDWIN	1,467
30	FLD082637596	B P OIL INC	TAMPA	1,434
31	FLD057231821	AMERICAN CYANAMID COMPANY INC / DIW	MILTON	1,164
32	FLD000827386	AMOCO PORT EVERGLADES TERMINAL	FT.LAUDERDALE	1,119
33	FLD088776588	AMERADA HESS	TAMPA	1,096
34	FLD048863880	STAR ENTERPRISE	FT LAUDERDALE	1,054
35	FLD097373542	AERO COMPONENT TECHNOLOGIES	FORT WALTON BEACH	1,031
36	FLD046779856	GRAPHIC PRODUCTS	FT LAUDERDALE	920
37	FLD004128336	U S FOUNDRY & MFG CO	MEDLEY	913
38	FLD000608026	COASTAL FUELS MARKETING INC	CAPE CANAVERAL	883
39	FLD065912966	ADVANCED QUICK CIRCUITS	MELBOURNE	831
40	FLD000602334	HARRIS SEMICONDUCTOR DIW	PALM BAY	825
41	FLD047966593	MARTIN ELECTRONICS INC	PERRY	703
42	FL6890090008	USDOE PINELLAS PLANT	LARGO	681
43	FLD000654210	PHILLIPS PETROLEUM PORT EVERGLADES	FT LAUDERDALE	669
44	FLD043860451	GATES ENERGY PRODUCTS INC	HAGUE	663
45	FLD000608182	B P OIL INC	FT LAUDERDALE	656
46	FLD055346134	AMOCO JACKSONVILLE TERMINAL	JACKSONVILLE	630
47	FLD000604637	SHELL OIL CO	FT LAUDERDALE	626
48	FLD095558466	PEC VIKTRON	ORLANDO	605
49	FLD064675978	AVESTA SANDVICK TUBE, INC.	WILDWOOD	600
50	FLD073216863	GATX TERMINALS CORP	TAMPA	581
TOTAL				490,076

NOTE: STATE MAY HAVE FEWER THAN FIFTY GENERATORS

FLORIDA

1991 WASTE GENERATION, CONTINUED

4 QUANTITIES OF WASTE GENERATED IN 1991 THAT WERE

- REPORTED WITH ONLY CHARACTERISTIC WASTE CODES
- REPORTED WITH ONLY LISTED WASTE CODES
- REPORTED WITH BOTH CHARACTERISTIC AND LISTED WASTE CODES

WASTE HAS ONLY CHARACTERISTIC CODES	TONS OF WASTE GENERATED	WASTE HAS ONLY LISTED CODES	TONS OF WASTE GENERATED	WASTE HAS BOTH CHARACTERISTIC AND LISTED CODES	TONS OF WASTE GENERATED
ONLY IGNITABLE	5,270	ONLY AN F CODE	38,113		
ONLY CORROSIVE	336,384	ONLY A K CODE	12,188		
ONLY REACTIVE	185	ONLY A P CODE	92		
ONLY D004-17	46,474	ONLY A U CODE	275		
ONLY D018-43	15,223				
HAS MORE THAN ONE CHARACTERISTIC CODE	18,911	HAS MORE THAN ONE LISTED CODE	489		
TOTAL	422,447	TOTAL	51,157	TOTAL CHAR. AND LISTED	35,065

5 QUANTITIES OF WASTE GENERATED IN 1991 THAT WERE MULTIPLY CODED

WASTE HAS ONLY CHARACTERISTIC CODES BUT MORE THAN ONE APPLIES	TONS OF WASTE GENERATED	ONLY LISTED CODES BUT HAS MORE THAN ONE	TONS OF WASTE GENERATED	BOTH CHAR. & LISTED CODES	TONS OF WASTE GENERATED
HAS IGNITABLE CODE	9,480			IGN. W/ AT LEAST 1 LSTD	22,052
HAS CORROSIVE CODE	9,034			CORR. W/ AT LEAST 1 LSTD	722
HAS REACTIVE CODE	60			REACT. W/ AT LEAST 1 LSTD	117
HAS D004-D017 CODE	9,913			D004-17 W/ AT LEAST 1 LSTD	11,237
HAS D018-D043 CODE	9,750			D018-43 W/ AT LEAST 1 LSTD	4,142
		HAS AN F CODE	401	F WASTE W/ AT LEAST 1 CHAR	34,357
		HAS A K CODE	0	K WASTE W/ AT LEAST 1 CHAR	489
		HAS A P CODE	170	P WASTE W/ AT LEAST 1 CHAR	168
		HAS A U CODE	488	U WASTE W/ AT LEAST 1 CHAR	220
TOTAL	18,911	TOTAL	489	TOTAL	35,065

NOTE: COLUMNS DO NOT SUM TO TOTAL BECAUSE A WASTE CODE MAY APPLY TO MORE THAN ONE WASTE.
MIXTURES WITH IGNITABLE, CORROSIVE, REACTIVE, D004-17, AND D018-43 CHARACTERISTIC CODES ALSO MAY CONTAIN OTHER CHARACTERISTIC WASTE CODES.
SIMILARLY, WASTES WITH F,K,P, AND U LISTED CODES MAY HAVE OTHER LISTED WASTE CODES

FLORIDA

WASTE MANAGEMENT

6 NUMBER OF RCRA TSD FACILITIES: 72

7 QUANTITY OF RCRA HAZARDOUS WASTE MANAGED: 195,490 TONS

8 FIFTY LARGEST RCRA HAZARDOUS WASTE MANAGEMENT FACILITIES, 1991

RANK	EPAID	SITE NAME	CITY	TONS OF WASTE MANAGED
1	FLD004106811	KAISER ALUMINUM & CHEMICAL CORP	MULBERRY	68,265
2	FLD064824030	MCDONNELL DOUGLAS MISSILE SYSTEMS	TITUSVILLE	36,578
3	FLD981928484	INDUSTRIAL WATER SERVICES	JACKSONVILLE	18,803
4	FLD047096524	OLIN CORP	ST MARKS	13,996
5	FLD000737312	OLDOVER CORP	GREEN COVE SPRINGS	13,418
6	FLD980729610	LAIDLAW ENVIRONMENTAL SVC OF BARTOW	BARTOW	11,647
7	FLD061993606	MARTIN MARIETTA OCALA OP	OCALA	5,771
8	FLD101877876	ENVIROTECH S E INC	JACKSONVILLE	5,102
9	FLD004059085	FLORIDA SOLITE	GREEN COVE SPRINGS	5,074
10	FLD982121592	SPARKLE CORP	TAMPA	4,124
11	FLD004065926	ARIZONA CHEMICAL COMPANY INC	PANAMA CITY	3,865
12	FLD004073516	UNION CAMP CORP	JACKSONVILLE	3,763
13	FLD981018773	INTEGRATED RESOURCE RECOVERY INC	DAVIE	3,153
14	FLD057231821	AMERICAN CYANAMID COMPANY INC / DIW	MILTON	1,097
15	FLD047966593	MARTIN ELECTRONICS INC	PERRY	486
16	FL2800016121	USAF CAPE CANAVERAL	PATRICK AIR FORCE BASE	165
17	FLD092980937	VAW OF AMERICA	ST AUGUSTINE	75
18	FLD981030448	BENADA ALUMINUM OF FLORIDA	MEDLEY	35
19	FL8570024366	USAF EGLIN	OKALOOSA	18
20	FLD032845778	SOLITRON DEVICES INC	RIVIERA BEACH	16
21	FLD004104105	HONEYWELL INC	CLEARWATER	15
22	FLD060240207	MARTIN MARIETTA MISSILE SYSTEMS	ORLANDO	13
23	FLD056921471	MOTOROLA PORTABLE PRODUCTS	FT LAUDERDALE	6
24	FL2570024404	USAF PATRICK	PATRICK AFB	6
25	FL8572128587	USAF AVON PARK	AVON PARK AFR	1
26	FLD982112278	FLAMINGO ELECTROPLATING INC	HIALEAH	0
TOTAL				195,490

NOTE: STATE MAY HAVE FEWER THAN FIFTY FACILITIES THAT MANAGED WASTES.
WASTE ONLY MANAGED BY STORAGE IS NOT INCLUDED.

FLORIDA

WASTE MANAGEMENT, CONTINUED

9 QUANTITY OF RCRA HAZARDOUS WASTE MANAGED BY MANAGEMENT METHOD, 1991

MANAGEMENT METHOD	SYSTEM TYPE CODE	QUANTITY MANAGED (TONS)	PERCENTAGE OF QUANTITY	NUMBER OF FACILITIES	PERCENTAGE OF FACILITIES
METALS RECOVERY (FOR REUSE)	M011-M019	36,346	19	4	11
SOLVENTS RECOVERY	M021-M029	20,582	11	7	18
OTHER RECOVERY	M031-M039	24,054	12	3	8
INCINERATION	M041-M049	16	0	2	5
ENERGY RECOVERY (REUSE AS FUEL)	M051-M059	26,119	13	4	11
FUEL BLENDING	M061-----	9,135	5	1	3
AQUEOUS INORGANIC TREATMENT	M071-M079	6,491	3	5	13
AQUEOUS ORGANIC TREATMENT	M081-M089	3,152	2	2	5
AQUEOUS ORGANIC AND INORGANIC TREATMENT	M091-M099	6	0	1	3
SLUDGE TREATMENT	M101-M109	0	0	1	3
OTHER TREATMENT	M121-M129	1,321	1	6	16
DEEPWELL / UNDERGROUND INJECTION	M134-DISP	68,265	35	1	3
OTHER DISPOSAL SPECIFIED IN COMMENTS	M137-DISP	2	0	1	3
TOTAL		195,490	100	26	100

10 MANAGEMENT METHOD, BY QUANTITY OF RCRA HAZARDOUS WASTE MANAGED, 1991

MANAGEMENT METHOD	SYSTEM TYPE CODE	QUANTITY MANAGED (TONS)	PERCENTAGE OF QUANTITY	NUMBER OF FACILITIES	PERCENTAGE OF FACILITIES
DEEPWELL / UNDERGROUND INJECTION	M134-DISP	68,265	35	1	3
METALS RECOVERY (FOR REUSE)	M011-M019	36,346	19	4	11
ENERGY RECOVERY (REUSE AS FUEL)	M051-M059	26,119	13	4	11
OTHER RECOVERY	M031-M039	24,054	12	3	8
SOLVENTS RECOVERY	M021-M029	20,582	11	7	18
FUEL BLENDING	M061-----	9,135	5	1	3
AQUEOUS INORGANIC TREATMENT	M071-M079	6,491	3	5	13
AQUEOUS ORGANIC TREATMENT	M081-M089	3,152	2	2	5
OTHER TREATMENT	M121-M129	1,321	1	6	16
INCINERATION	M041-M049	16	0	2	5
AQUEOUS ORGANIC AND INORGANIC TREATMENT	M091-M099	6	0	1	3
OTHER DISPOSAL SPECIFIED IN COMMENTS	M137-DISP	2	0	1	3
SLUDGE TREATMENT	M101-M109	0	0	1	3
TOTAL		195,490	100	26	100

11 MANAGEMENT METHOD AND QUANTITY OF RCRA HAZARDOUS WASTE MANAGED BY NUMBER OF FACILITIES, 1991

MANAGEMENT METHOD	SYSTEM TYPE CODE	QUANTITY MANAGED (TONS)	PERCENTAGE OF QUANTITY	NUMBER OF FACILITIES	PERCENTAGE OF FACILITIES
SOLVENTS RECOVERY	M021-M029	20,582	11	7	18
OTHER TREATMENT	M121-M129	1,321	1	6	16
AQUEOUS INORGANIC TREATMENT	M071-M079	6,491	3	5	13
METALS RECOVERY (FOR REUSE)	M011-M019	36,346	19	4	11
ENERGY RECOVERY (REUSE AS FUEL)	M051-M059	26,119	13	4	11
OTHER RECOVERY	M031-M039	24,054	12	3	8
INCINERATION	M041-M049	16	0	2	5
AQUEOUS ORGANIC TREATMENT	M081-M089	3,152	2	2	5
FUEL BLENDING	M061-----	9,135	5	1	3
AQUEOUS ORGANIC AND INORGANIC TREATMENT	M091-M099	6	0	1	3
SLUDGE TREATMENT	M101-M109	0	0	1	3
DEEPWELL / UNDERGROUND INJECTION	M134-DISP	68,265	35	1	3
OTHER DISPOSAL SPECIFIED IN COMMENTS	M137-DISP	2	0	1	3
TOTAL		195,490	100	26	100

NOTE: FACILITIES WITH ONLY STORAGE UNITS ARE EXCLUDED.
COLUMNS MAY NOT SUM DUE TO ROUNDING.
COLUMNS MAY NOT SUM TO TOTAL BECAUSE FACILITIES MAY HAVE MULTIPLE HANDLINGS METHODS.

FLORIDA

1991 WASTE SHIPMENTS

12 NUMBER OF RCRA HAZARDOUS WASTE SHIPPERS: 392

13 QUANTITY OF RCRA HAZARDOUS WASTE SHIPPED: 77,322 TONS

14 FIFTY LARGEST RCRA HAZARDOUS WASTE SHIPPERS, 1991

RANK	EPA ID	SITE NAME	CITY	QUANTITY SHIPPED (TONS)
1	FLD980729610	LAIDLAW ENVIRONMENTAL SVC OF BARTOW	BARTOW	8,503
2	FLD083812537	FLORIDA STEEL CORP	BALDWIN	8,290
3	FLD061916532	B P OIL INC	JACKSONVILLE	3,881
4	FLD004092839	GULF COAST RECYCLING INC	TAMPA	3,814
5	FLD980711071	QUADREX ENVIRONMENTAL CO	GAINESVILLE	2,909
6	FLD980837744	CONTINENTAL CIRCUITS INC	CASSELBERRY	2,320
7	FLD001447952	UNITED TECHNOLOGIES	JUPITER	2,230
8	FLD064683410	COASTAL FUELS MARKETING INC	PALMETTO	2,133
9	FLD000814434	FLORIDA STEEL CORP TAMPA STEEL MILL	TAMPA	2,029
10	FL6170024412	USNAS JACKSONVILLE	JACKSONVILLE	1,833
11	FLD000654210	PHILLIPS PETROLEUM PORT EVERGLADES	FT LAUDERDALE	1,782
12	FLD051336535	COASTAL FUELS MARKETING INC	FT LAUDERDALE	1,671
13	FLD094949237	MARATHON OIL CO	FT LAUDERDALE	1,590
14	FLD004053450	SOUTHERN WOOD PIEDMONT CO	BALDWIN	1,467
15	FLD082637596	B P OIL INC	TAMPA	1,434
16	FLD000827386	AMOCO PORT EVERGLADES TERMINAL	FT.LAUDERDALE	1,119
17	FLD048863880	STAR ENTERPRISE	FT LAUDERDALE	1,054
18	FLD088776588	AMERADA HESS	TAMPA	1,046
19	FLD046779856	GRAPHIC PRODUCTS	FT LAUDERDALE	920
20	FLD004128336	U S FOUNDRY & MFG CO	MEDLEY	913
21	FLD000602334	HARRIS SEMICONDUCTOR DIW	PALM BAY	854
22	FLD000608026	COASTAL FUELS MARKETING INC	CAPE CANAVERAL	842
23	FLD065912966	ADVANCED QUICK CIRCUITS	MELBOURNE	704
24	FLD043860451	GATES ENERGY PRODUCTS INC	HAGUE	663
25	FLD000608182	B P OIL INC	FT LAUDERDALE	662
26	FLD055346134	AMOCO JACKSONVILLE TERMINAL	JACKSONVILLE	630
27	FLD000604637	SHELL OIL CO	FT LAUDERDALE	626
28	FL6800014585	USNASA KENNEDY SPACE CENTER	KENNEDY SPACE CENTER	618
29	FLD073216863	GATX TERMINALS CORP	TAMPA	581
30	FLD004059861	ANCHOR GLASS CONTAINER CORP	JACKSONVILLE	571
31	FLD059775643	COASTAL FUELS MARKETING INC	JACKSONVILLE	549
32	FLD095558466	PEC VIKTRON	ORLANDO	549
33	FL9170024567	USN NAVY PUBLIC WORKS CENTER	PENSACOLA	529
34	FLD984182733	ELK RIVER CORP	TAMPA	462
35	FLD004073177	AERO CORP	LAKE CITY	423
36	FLD080828692	PHILLIPS PETROLEUM JACKSONVILLE	JACKSONVILLE	381
37	FLD000772053	MOBIL OIL CORP #09002	PORT EVERGLADES	364
38	FLD981475049	CONNECTRONICS INC	FT LAUDERDALE	347
39	FLD063601207	UNOCAL TERMINAL	FT LAUDERDALE	346
40	FLD004065470	WALT DISNEY WORLD CO	LAKE BUENA VISTA	309
41	FLD984187914	MURPHY OIL USA INC	ST.MARKS	300
42	FLD000830703	STORAGETEK PRINTER OPERATIONS	PALM BAY	296
43	FL6890090008	USDOE PINELLAS PLANT	LARGO	295
44	FL2971590003	DFSP PORT TAMPA	MACDILL AFB	289
45	FLD004065926	ARIZONA CHEMICAL COMPANY INC	PANAMA CITY	258
46	FLD064675978	AVESTA SANDVICK TUBE, INC.	WILDWOOD	250
47	FLD984205898	TOTAL DISTRIBUTION SYSTEMS INC	JACKSONVILLE	239
48	FLD000827121	EXXON TERMINAL #4313	FT LAUDERDALE	228
49	FLD000654566	UNIVERSAL CIRCUITS INC	ALTAMONTE SPRINGS	224
50	FLD095565206	REICHHOLD CHEMICALS INC	PENSACOLA	223
TOTAL				64,549

NOTES: COLUMNS MAY NOT SUM DUE TO ROUNDING.
STATE MAY HAVE FEWER THAN FIFTY SHIPPERS.

FLORIDA

1991 WASTE RECEIPTS

15 NUMBER OF RCRA HAZARDOUS WASTE RECEIVERS: 28

16 QUANTITY OF RCRA HAZARDOUS WASTE RECEIVED: 114,130 TONS

17 FIFTY LARGEST RCRA HAZARDOUS WASTE RECEIVERS, 1991

RANK	EPA ID	SITE NAME	CITY	QUANTITY RECEIVED (TONS)
1	FLD064824030	MCDONNELL DOUGLAS MISSILE SYSTEMS	TITUSVILLE	36,169
2	FLD981928484	INDUSTRIAL WATER SERVICES	JACKSONVILLE	18,803
3	FLD000737312	OLDOVER CORP	GREEN COVE SPRINGS	13,418
4	FLD980729610	LAIDLAW ENVIRONMENTAL SVC OF BARTOW	BARTOW	10,958
5	FLD101877876	ENVIROTECH S E INC	JACKSONVILLE	5,102
6	FLD004059085	FLORIDA SOLITE	GREEN COVE SPRINGS	5,074
7	FLD980711071	QUADREX ENVIRONMENTAL CO	GAINESVILLE	4,445
8	FLD982121592	SPARKLE CORP	TAMPA	4,243
9	FLD981018773	INTEGRATED RESOURCE RECOVERY INC	DAVIE	3,253
10	FLD981474802	LAIDLAW ENVIRONMENTAL SERVICES INC	PINELLAS PARK	2,661
11	FLD980847214	SAFETY KLEEN CORP 3-079-01	ORANGE PARK	2,478
12	FLD980847271	SAFETY KLEEN CORP 3-163-01	TAMPA	1,959
13	FLD097837983	SAFETY KLEEN CORP 3-130-01	ALTAMONTE SPRINGS	1,321
14	FLD984167791	SAFETY KLEEN CORP 3-097-01	BOYNTON BEACH	904
15	FLD980840086	SAFETY KLEEN CORP 3-097-02	MIAMI	840
16	FLD982133159	SAFETY KLEEN CORP 3-079-02	TALLAHASSEE	749
17	FLD000776716	SAFETY KLEEN CORP 3-163-02	PT CHARLOTTE	658
18	FLD980559728	CHEMICAL CONSERVATION CORP	ORLANDO	367
19	FLD079859492	ASHLAND CHEMICAL CO	JACKSONVILLE	228
20	FLD981932494	UNIVERSAL WASTE & TRANSIT	TAMPA	196
21	FLD000776708	CHEMICAL WASTE MGT POMPANO	POMPANO BEACH	152
22	FLD067230771	ASHLAND CHEMICAL CO	TAMPA	95
23	FLD984217224	FLORIDA EQUIPMENT SALES INC	JACKSONVILLE	52
24	FLD001447952	UNITED TECHNOLOGIES	JUPITER	3
25	FL6170022952	USNAS BOCA CHICA	KEY WEST	2
26	FL8572128587	USAF AVON PARK	AVON PARK AFR	1
27	FL8570024366	USAF EGLIN	OKALOOSA	1
28	FL2800016121	USAF. CAPE CANAVERAL	PATRICK AIR FORCE BASE	1
TOTAL				114,130

NOTES: COLUMNS MAY NOT SUM DUE TO ROUNDING.
STATE MAY HAVE FEWER THAN FIFTY FACILITIES THAT RECEIVED WASTE.

FLORIDA

1991 WASTE RECEIPTS, CONTINUED

18 QUANTITY OF RCRA HAZARDOUS WASTE MANAGED, BY MANAGEMENT METHOD, LIMITED TO WASTE RECEIVED FROM OFF SITE, 1991

MANAGEMENT METHOD	SYSTEM TYPE CODE	QUANTITY MANAGED (TONS)	PERCENTAGE OF QUANTITY	NUMBER OF FACILITIES	PERCENTAGE OF FACILITIES
METALS RECOVERY (FOR REUSE)	M011-M019	36,169	37	1	8
SOLVENTS RECOVERY	M021-M029	6,537	7	2	15
OTHER RECOVERY	M031-M039	23,904	25	2	15
INCINERATION	M041-M049	1	0	1	8
ENERGY RECOVERY (REUSE AS FUEL)	M051-M059	18,491	19	2	15
FUEL BLENDING	M061-----	8,544	9	1	8
AQUEOUS ORGANIC TREATMENT	M081-M089	3,147	3	1	8
AQUEOUS ORGANIC AND INORGANIC TREATMENT	M091-M099	6	0	1	8
OTHER TREATMENT	M121-M129	1	0	1	8
OTHER DISPOSAL SPECIFIED IN COMMENTS	M137-DISP	1	0	1	8
TOTAL		96,802	100	11	100

19 MANAGEMENT METHOD, BY QUANTITY OF RCRA HAZARDOUS WASTE MANAGED, LIMITED TO WASTE RECEIVED FROM OFF SITE, 1991

MANAGEMENT METHOD	SYSTEM TYPE CODE	QUANTITY MANAGED (TONS)	PERCENTAGE OF QUANTITY	NUMBER OF FACILITIES	PERCENTAGE OF FACILITIES
METALS RECOVERY (FOR REUSE)	M011-M019	36,169	37	1	8
OTHER RECOVERY	M031-M039	23,904	25	2	15
ENERGY RECOVERY (REUSE AS FUEL)	M051-M059	18,491	19	2	15
FUEL BLENDING	M061-----	8,544	9	1	8
SOLVENTS RECOVERY	M021-M029	6,537	7	2	15
AQUEOUS ORGANIC TREATMENT	M081-M089	3,147	3	1	8
AQUEOUS ORGANIC AND INORGANIC TREATMENT	M091-M099	6	0	1	8
INCINERATION	M041-M049	1	0	1	8
OTHER TREATMENT	M121-M129	1	0	1	8
OTHER DISPOSAL SPECIFIED IN COMMENTS	M137-DISP	1	0	1	8
TOTAL		96,802	100	11	100

20 MANAGEMENT METHOD AND QUANTITY OF RCRA HAZARDOUS WASTE MANAGED, BY NUMBER OF FACILITIES, LIMITED TO WASTE RECEIVED FROM OFF SITE, 1991

MANAGEMENT METHOD	SYSTEM TYPE CODE	QUANTITY MANAGED (TONS)	PERCENTAGE OF QUANTITY	NUMBER OF FACILITIES	PERCENTAGE OF FACILITIES
SOLVENTS RECOVERY	M021-M029	6,537	7	2	15
OTHER RECOVERY	M031-M039	23,904	25	2	15
ENERGY RECOVERY (REUSE AS FUEL)	M051-M059	18,491	19	2	15
METALS RECOVERY (FOR REUSE)	M011-M019	36,169	37	1	8
INCINERATION	M041-M049	1	0	1	8
FUEL BLENDING	M061-----	8,544	9	1	8
AQUEOUS ORGANIC TREATMENT	M081-M089	3,147	3	1	8
AQUEOUS ORGANIC AND INORGANIC TREATMENT	M091-M099	6	0	1	8
OTHER TREATMENT	M121-M129	1	0	1	8
OTHER DISPOSAL SPECIFIED IN COMMENTS	M137-DISP	1	0	1	8
TOTAL		96,802	100	11	100

NOTE: FACILITIES WITH ONLY STORAGE UNITS ARE EXCLUDED
COLUMNS MAY NOT SUM DUE TO ROUNDING.
COLUMNS MAY NOT SUM TO TOTAL BECAUSE FACILITIES MAY HAVE MULTIPLE HANDLINGS METHODS.

FLORIDA

1991 IMPORTS AND EXPORTS

21 QUANTITY OF RCRA HAZARDOUS WASTE IMPORTED: 36,123 TONS

22 QUANTITY OF RCRA HAZARDOUS WASTE EXPORTED: 4,585,723 TONS

23 QUANTITY AND PERCENTAGE OF RCRA HAZARDOUS WASTEWATER AND NON-WASTEWATER MANAGEMENT IN 1991

MANAGEMENT TYPE	TONS	PERCENTAGE
WASTEWATER	79,484	41
NON-WASTEWATER	116,007	59
TOTAL	195,490	100

GEORGIA

1991 WASTE GENERATION

1 NUMBER OF RCRA LARGE QUANTITY GENERATORS (LQGS): 399

2 QUANTITY OF RCRA HAZARDOUS WASTE GENERATED: 757,885 TONS

3 FIFTY LARGEST RCRA HAZARDOUS WASTE GENERATORS IN THE STATE, 1991

RANK	EPA ID	SITE NAME	CITY	TOTAL GENERATED (TONS)
1	GA7170023694	MARINE CORPS LOGISTICS BASE	ALBANY	215,791
2	GAD063152573	SAFT AMERICA INC	VALDOSTA	214,603
3	GAD006924872	DELTA AIR LINES INC	ATLANTA	60,032
4	GAD075942706	DELCO REMY	FITZGERALD	50,569
5	GAD981237118	THE NUTRASWEET CO	AUGUSTA	40,112
6	GAD003273224	THE WILLIAM L BONNELL CO INC	NEWNAN	24,325
7	GAD003275468	CHEMICAL PRODUCTS CORP.	CARTERSVILLE	20,321
8	GAD039046800	G D SEARLE	AUGUSTA	12,607
9	GAD030059182	ATLANTIC STEEL CO	CARTERSVILLE	11,887
10	GAD003323805	MEREDITH, WILLIAM C. CO INC	EAST POINT	11,148
11	GAD045821170	M & J SOLVENTS CO., INC.	ATLANTA	9,040
12	GAD093380814	CHEMICAL CONSERVATION OF GEORGIA INC	VALDOSTA	5,776
13	GAD084823301	CARGILL INC	FOREST PARK	4,890
14	GAD096629282	OHM RESOURCE RECOVERY INC	MORROW	4,818
15	GAD051034387	SOUTHERN WOOD PIEDMONT CO	AUGUSTA	4,458
16	GAD003324985	MERCK MANUFACTURING DIVISION	ALBANY	3,868
17	GAD033582461	ALTERNATE ENERGY RESOURCES, INC.	AUGUSTA	3,741
18	GAD003265030	PIEDMONT METALS PRODUCTS	LAWRENCEVILLE	3,385
19	GAD107525503	AMOCO PERFORMANCE PRODUCTS INC	AUGUSTA	2,666
20	GAD070330576	GNB INC RESOURCE RECYCLING	COLUMBUS	2,251
21	GAD051008274	BEKAERT CORP	ROME	2,020
22	GA1570024330	ROBINS AFB	WARNER ROBINS	1,980
23	GAD980726491	NORAMCO INC	ATHENS	1,794
24	GAD051011609	DSM CHEMICALS NORTH AMERICA INC	AUGUSTA	1,676
25	GAD990740714	ARIVEC CHEMICALS INC	DOUGLASVILLE	1,643
26	GAD075876623	PPG ARCHITECTURAL FINISHES EAST POINT PL	EAST POINT	1,576
27	GAD033842543	TRI-STATE STEEL DRUM, INC	GRAYSVILLE	1,337
28	GA8570024606	LOCKHEED AERONAUTICAL SYSTEMS CO	MARIETTA	1,230
29	GAD980803621	TEXTRON AEROSPACE PRODUCTS	COLUMBUS	1,219
30	GAD008966400	AMERCORD, INC	LUMBER CITY	1,153
31	GAD042869057	SHERWIN-WILLIAMS	MORROW	1,012
32	GAD095811162	PHOTOCIRCUITS ATLANTA	PEACHTREE CITY	956
33	GAD003305307	FORD MOTOR CO	HAPEVILLE	868
34	GAD003267192	ZEP MANUFACTURING CO	ATLANTA	844
35	GAD109263467	EMPAK INC	FITZGERALD	820
36	GAD003310810	GENERAL MOTORS C-P-C DORAVILLE PLANT	DORAVILLE	722
37	GAD057281156	BETZ LABORATORIES INC	MACON	704
38	GAD003306750	MONROE AUTO EQUIPMENT COMPANY	HARTWELL	683
39	GAD046901427	THE GLIDDEN COMPANY	ATLANTA	674
40	GAD003299526	UNION CAMP CORP	VALDOSTA	610
41	GAD003302064	E-Z-GO DIV OF TEXTRON	AUGUSTA	594
42	GAD980711816	PRATT & WHITNEY	COLUMBUS	552
43	GAD981269095	MCF SYSTEMS ATLANTA, INC	DECATUR	546
44	GAD040690737	OLIN CORPORATION	AUGUSTA	544
45	GAD003274545	PRINTPACK INC	ATLANTA	480
46	GAD000616573	CONOCO INC	MACON	460
47	GAD040673469	W R GRACE & CO POLYFIBRON DIV	ATLANTA	456
48	GAD981024458	SOUTHERN STATES GALVANIZING	CLAXTON	454
49	GAD045929643	DOW CHEMICAL USA	DALTON	443
50	GAD000609826	PHILLIPS PIPE LINE CO	ALBANY	442
TOTAL				734,776

NOTE: STATE MAY HAVE FEWER THAN FIFTY GENERATORS

GEORGIA

1991 WASTE GENERATION, CONTINUED

4 QUANTITIES OF WASTE GENERATED IN 1991 THAT WERE

- REPORTED WITH ONLY CHARACTERISTIC WASTE CODES
- REPORTED WITH ONLY LISTED WASTE CODES
- REPORTED WITH BOTH CHARACTERISTIC AND LISTED WASTE CODES

WASTE HAS ONLY CHARACTERISTIC CODES	TONS OF WASTE GENERATED	WASTE HAS ONLY LISTED CODES	TONS OF WASTE GENERATED	WASTE HAS BOTH CHARACTERISTIC AND LISTED CODES	TONS OF WASTE GENERATED
ONLY IGNITABLE	3,575	ONLY AN F CODE	330,534		
ONLY CORROSIVE	5,149	ONLY A K CODE	13,009		
ONLY REACTIVE	14	ONLY A P CODE	149		
ONLY D004-17	245,475	ONLY A U CODE	279		
ONLY D018-43	5,506				
HAS MORE THAN ONE CHARACTERISTIC CODE	109,221	HAS MORE THAN ONE LISTED CODE	713		
TOTAL	368,940	TOTAL	344,684	TOTAL CHAR. AND LISTED	44,217

5 QUANTITIES OF WASTE GENERATED IN 1991 THAT WERE MULTIPLY CODED

WASTE HAS ONLY CHARACTERISTIC CODES BUT MORE THAN ONE APPLIES	TONS OF WASTE GENERATED	ONLY LISTED CODES BUT HAS MORE THAN ONE	TONS OF WASTE GENERATED	BOTH CHAR. & LISTED CODES	TONS OF WASTE GENERATED
HAS IGNITABLE CODE	57,168			IGN. W/ AT LEAST 1 LSTD	40,678
HAS CORROSIVE CODE	94,625			CORR. W/ AT LEAST 1 LSTD	13,342
HAS REACTIVE CODE	9			REACT. W/ AT LEAST 1 LSTD	1,286
HAS D004-D017 CODE	62,314			D004-17 W/ AT LEAST 1 LSTD	13,544
HAS D018-D043 CODE	14,252			D018-43 W/ AT LEAST 1 LSTD	18,098
		HAS AN F CODE	697	F WASTE W/ AT LEAST 1 CHAR	43,574
		HAS A K CODE	0	K WASTE W/ AT LEAST 1 CHAR	6,004
		HAS A P CODE	25	P WASTE W/ AT LEAST 1 CHAR	266
		HAS A U CODE	704	U WASTE W/ AT LEAST 1 CHAR	13,568
TOTAL	109,221	TOTAL	713	TOTAL	44,217

NOTE: COLUMNS DO NOT SUM TO TOTAL BECAUSE A WASTE CODE MAY APPLY TO MORE THAN ONE WASTE.
MIXTURES WITH IGNITABLE, CORROSIVE, REACTIVE, D004-17, AND D018-43 CHARACTERISTIC CODES ALSO MAY CONTAIN OTHER CHARACTERISTIC WASTE CODES.
SIMILARLY, WASTES WITH F,K,P, AND U LISTED CODES MAY HAVE OTHER LISTED WASTE CODES

GEORGIA

WASTE MANAGEMENT

6 NUMBER OF RCRA TSD FACILITIES: 59

7 QUANTITY OF RCRA HAZARDOUS WASTE MANAGED: 1,103,055 TONS

8 FIFTY LARGEST RCRA HAZARDOUS WASTE MANAGEMENT FACILITIES, 1991

RANK	EPAID	SITE NAME	CITY	TONS OF WASTE MANAGED
1	GAD040690737	OLIN CORPORATION	AUGUSTA	610,429
2	GAD063152573	SAFT AMERICA INC	VALDOSTA	214,422
3	GAD006924872	DELTA AIR LINES INC	ATLANTA	57,637
4	GAD075942706	DELCO REMY	FITZGERALD	50,459
5	GAD981237118	THE NUTRASWEET CO	AUGUSTA	40,001
6	GAD045821170	M & J SOLVENTS CO., INC.	ATLANTA	27,442
7	GAD003273224	THE WILLIAM L BONNELL CO INC	NEWNAN	24,237
8	GAD003275468	CHEMICAL PRODUCTS CORP.	CARTERSVILLE	20,220
9	GAD039046800	G D SEARLE	AUGUSTA	12,489
10	GAD003323805	MEREDITH, WILLIAM C. CO INC	EAST POINT	10,672
11	GAD033582461	ALTERNATE ENERGY RESOURCES, INC.	AUGUSTA	6,408
12	GAD082830803	TRI CHEM COMPANY	ATLANTA	5,366
13	GAD084823301	CARGILL INC	FOREST PARK	4,530
14	GAD093380814	CHEMICAL CONSERVATION OF GEORGIA INC	VALDOSTA	4,458
15	GAD003265030	PIEDMONT METALS PRODUCTS	LAWRENCEVILLE	3,322
16	GAD096629282	OHM RESOURCE RECOVERY INC	MORROW	3,250
17	GAD990740714	ARIVEC CHEMICALS INC	DOUGLASVILLE	2,587
18	GAD033842543	TRI-STATE STEEL DRUM, INC	GRAYSVILLE	1,695
19	GAD051011609	DSM CHEMICALS NORTH AMERICA INC	AUGUSTA	1,668
20	GAD981269095	MCF SYSTEMS ATLANTA, INC	DECATUR	687
21	GAD003302064	E-Z-GO DIV OF TEXTRON	AUGUSTA	533
22	GAD099305989	YAMAHA MUSIC MFG INC	THOMASTON	281
23	GA1570024330	ROBINS AFB	WARNER ROBINS	219
24	GAD001700699	MONSANTO CO	AUGUSTA	40
25	GAD073460941	THE UNIVERSITY OF GEORGIA	ATHENS	3
26	GAD003275252	UNION CAMP - SAVANNAH	SAVANNAH	1
27	GA0570024109	USAF MOODY AIR FORCE BASE	MOODY AIR FORCE BASE	1
TOTAL				1,103,055

NOTE: STATE MAY HAVE FEWER THAN FIFTY FACILITIES THAT MANAGED WASTES.
WASTE ONLY MANAGED BY STORAGE IS NOT INCLUDED.

GEORGIA

WASTE MANAGEMENT, CONTINUED

9 QUANTITY OF RCRA HAZARDOUS WASTE MANAGED BY MANAGEMENT METHOD, 1991

MANAGEMENT METHOD	SYSTEM TYPE CODE	QUANTITY MANAGED (TONS)	PERCENTAGE OF QUANTITY	NUMBER OF FACILITIES	PERCENTAGE OF FACILITIES
SOLVENTS RECOVERY	M021-M029	12,595	1	8	21
INCINERATION	M041-M049	14,515	1	3	8
ENERGY RECOVERY (REUSE AS FUEL)	M051-M059	41,669	4	2	5
FUEL BLENDING	M061-----	29,237	3	6	15
AQUEOUS INORGANIC TREATMENT	M071-M079	886,432	80	5	13
AQUEOUS ORGANIC TREATMENT	M081-M089	35	0	1	3
AQUEOUS ORGANIC AND INORGANIC TREATMENT	M091-M099	57,380	5	1	3
SLUDGE TREATMENT	M101-M109	401	0	3	8
STABILIZATION	M111-M119	234	0	1	3
OTHER TREATMENT	M121-M129	60,091	5	8	21
LAND TREATMENT / APPLICATION / FARMING	M131-DISP	467	0	1	3
TOTAL		1,103,055	100	27	100

10 MANAGEMENT METHOD, BY QUANTITY OF RCRA HAZARDOUS WASTE MANAGED, 1991

MANAGEMENT METHOD	SYSTEM TYPE CODE	QUANTITY MANAGED (TONS)	PERCENTAGE OF QUANTITY	NUMBER OF FACILITIES	PERCENTAGE OF FACILITIES
AQUEOUS INORGANIC TREATMENT	M071-M079	886,432	80	5	13
OTHER TREATMENT	M121-M129	60,091	5	8	21
AQUEOUS ORGANIC AND INORGANIC TREATMENT	M091-M099	57,380	5	1	3
ENERGY RECOVERY (REUSE AS FUEL)	M051-M059	41,669	4	2	5
FUEL BLENDING	M061-----	29,237	3	6	15
INCINERATION	M041-M049	14,515	1	3	8
SOLVENTS RECOVERY	M021-M029	12,595	1	8	21
LAND TREATMENT / APPLICATION / FARMING	M131-DISP	467	0	1	3
SLUDGE TREATMENT	M101-M109	401	0	3	8
STABILIZATION	M111-M119	234	0	1	3
AQUEOUS ORGANIC TREATMENT	M081-M089	35	0	1	3
TOTAL		1,103,055	100	27	100

11 MANAGEMENT METHOD AND QUANTITY OF RCRA HAZARDOUS WASTE MANAGED BY NUMBER OF FACILITIES, 1991

MANAGEMENT METHOD	SYSTEM TYPE CODE	QUANTITY MANAGED (TONS)	PERCENTAGE OF QUANTITY	NUMBER OF FACILITIES	PERCENTAGE OF FACILITIES
SOLVENTS RECOVERY	M021-M029	12,595	1	8	21
OTHER TREATMENT	M121-M129	60,091	5	8	21
FUEL BLENDING	M061-----	29,237	3	6	15
AQUEOUS INORGANIC TREATMENT	M071-M079	886,432	80	5	13
INCINERATION	M041-M049	14,515	1	3	8
SLUDGE TREATMENT	M101-M109	401	0	3	8
ENERGY RECOVERY (REUSE AS FUEL)	M051-M059	41,669	4	2	5
AQUEOUS ORGANIC TREATMENT	M081-M089	35	0	1	3
AQUEOUS ORGANIC AND INORGANIC TREATMENT	M091-M099	57,380	5	1	3
STABILIZATION	M111-M119	234	0	1	3
LAND TREATMENT / APPLICATION / FARMING	M131-DISP	467	0	1	3
TOTAL		1,103,055	100	27	100

NOTE: FACILITIES WITH ONLY STORAGE UNITS ARE EXCLUDED.
COLUMNS MAY NOT SUM DUE TO ROUNDING.
COLUMNS MAY NOT SUM TO TOTAL BECAUSE FACILITIES MAY HAVE MULTIPLE HANDLINGS METHODS.

GEORGIA

1991 WASTE SHIPMENTS

12 NUMBER OF RCRA HAZARDOUS WASTE SHIPPERS: 397

13 QUANTITY OF RCRA HAZARDOUS WASTE SHIPPED: 105,537 TONS

14 FIFTY LARGEST RCRA HAZARDOUS WASTE SHIPPERS, 1991

RANK	EPA ID	SITE NAME	CITY	QUANTITY SHIPPED (TONS)
1	GAD030059182	ATLANTIC STEEL CO	CARTERSVILLE	11,887
2	GAD096629282	OHM RESOURCE RECOVERY INC	MORROW	10,412
3	GAD093380814	CHEMICAL CONSERVATION OF GEORGIA INC	VALDOSTA	6,415
4	GAD045821170	M & J SOLVENTS CO., INC.	ATLANTA	5,213
5	GAD051034387	SOUTHERN WOOD PIEDMONT CO	AUGUSTA	4,458
6	GAD003324985	MERCK MANUFACTURING DIVISION	ALBANY	3,843
7	GAD033582461	ALTERNATE ENERGY RESOURCES, INC.	AUGUSTA	3,547
8	GAD033842543	TRI-STATE STEEL DRUM, INC	GRAYSVILLE	2,759
9	GAD006924872	DELTA AIR LINES INC	ATLANTA	2,467
10	GAD070330576	GNB INC RESOURCE RECYCLING	COLUMBUS	2,251
11	GAD980842777	SAFETY-KLEEN	NORCROSS	2,110
12	GAD051008274	BEKAERT CORP	ROME	2,021
13	GAD107525503	AMOCO PERFORMANCE PRODUCTS INC	AUGUSTA	1,801
14	GAD990740714	ARIVEC CHEMICALS INC	DOUGLASVILLE	1,643
15	GAD075876623	PPG ARCHITECTURAL FINISHES EAST POINT PL	EAST POINT	1,564
16	GA1570024330	ROBINS AFB	WARNER ROBINS	1,288
17	GA8570024606	LOCKHEED AERONAUTICAL SYSTEMS CO	MARIETTA	1,227
18	GAD008966400	AMERCORD, INC	LUMBER CITY	1,153
19	GAD042869057	SHERWIN-WILLIAMS	MORROW	1,012
20	GAD095811162	PHOTOCIRCUITS ATLANTA	PEACHTREE CITY	954
21	GAD980726491	NORAMCO INC	ATHENS	919
22	GAD000823070	SAFETY-KLEEN	HAPEVILLE	875
23	GAD003305307	FORD MOTOR CO	HAPEVILLE	868
24	GAD109263467	EMPAK INC	FITZGERALD	820
25	GAD003310810	GENERAL MOTORS C-P-C DORAVILLE PLANT	DORAVILLE	722
26	GAD057281156	BETZ LABORATORIES INC	MACON	704
27	GAD000222083	ENSCO ENVIRONMENTAL SERVICES OF GA INC	DALTON	677
28	GAD003306750	MONROE AUTO EQUIPMENT COMPANY	HARTWELL	649
29	GAD000776781	SAFETY-KLEEN	GARDEN CITY	638
30	GAD003299526	UNION CAMP CORP	VALDOSTA	611
31	GAD046901427	THE GLIDDEN COMPANY	ATLANTA	577
32	GAD980711816	PRATT & WHITNEY	COLUMBUS	552
33	GAD040690737	OLIN CORPORATION	AUGUSTA	544
34	GA7170023694	MARINE CORPS LOGISTICS BASE	ALBANY	505
35	GAD000823096	SAFETY-KLEEN	COLUMBUS	496
36	GAD003274545	PRINTPACK INC	ATLANTA	480
37	GAD981269095	MCF SYSTEMS ATLANTA, INC	DECATUR	462
38	GAD000616573	CONOCO INC	MACON	460
39	GAD040673469	W R GRACE & CO POLYFIBRON DIV	ATLANTA	456
40	GAD981024458	SOUTHERN STATES GALVANIZING	CLAXTON	454
41	GAD045929643	DOW CHEMICAL USA	DALTON	443
42	GAD000609826	PHILLIPS PIPE LINE CO	ALBANY	442
43	GAD084823301	CARGILL INC	FOREST PARK	426
44	GAD097799290	MARATHON OIL CO	MACON	421
45	GAD003275252	UNION CAMP - SAVANNAH	SAVANNAH	405
46	GAD051010429	AMREP INC	MARIETTA	392
47	GAD003480530	SCOVILL FASTENERS INC	CLARKESVILLE	386
48	GAD000649137	PHILLIPS PIPE LINE CO	DORAVILLE	371
49	GAD003323805	MEREDITH, WILLIAM C. CO INC	EAST POINT	365
50	GAD981265267	GEORGIA WIRE PRODUCTS	MACON	355
TOTAL				84,498

NOTES: COLUMNS MAY NOT SUM DUE TO ROUNDING.
STATE MAY HAVE FEWER THAN FIFTY SHIPPERS.

GEORGIA

1991 WASTE RECEIPTS

15 NUMBER OF RCRA HAZARDOUS WASTE RECEIVERS: 20

16 QUANTITY OF RCRA HAZARDOUS WASTE RECEIVED: 60,657 TONS

17 FIFTY LARGEST RCRA HAZARDOUS WASTE RECEIVERS, 1991

RANK	EPA ID	SITE NAME	CITY	QUANTITY RECEIVED (TONS)
1	GAD045821170	M & J SOLVENTS CO., INC.	ATLANTA	24,745
2	GAD096629282	OHM RESOURCE RECOVERY INC	MORROW	7,942
3	GAD033582461	ALTERNATE ENERGY RESOURCES, INC.	AUGUSTA	6,223
4	GAD082830803	TRI CHEM COMPANY	ATLANTA	5,366
5	GAD093380814	CHEMICAL CONSERVATION OF GEORGIA INC	VALDOSTA	4,870
6	GAD033842543	TRI-STATE STEEL DRUM, INC	GRAYSVILLE	2,714
7	GAD990740714	ARIVEC CHEMICALS INC	DOUGLASVILLE	2,587
8	GAD980842777	SAFETY-KLEEN	NORCROSS	1,957
9	GAD000823070	SAFETY-KLEEN	HAPEVILLE	812
10	GAD981269095	MCF SYSTEMS ATLANTA, INC	DECATUR	687
11	GAD000776781	SAFETY-KLEEN	GARDEN CITY	649
12	GAD000222083	ENSCO ENVIRONMENTAL SERVICES OF GA INC	DALTON	460
13	GAD000823096	SAFETY-KLEEN	COLUMBUS	396
14	GAD000616367	MKC ENTERPRISES INC	DORAVILLE	387
15	GAD980709257	SAFETY-KLEEN	MACON	301
16	GAD000821934	HICKSON CORPORATION	CONLEY	277
17	GAD066465824	ASHLAND CHEMICAL INC	DORAVILLE	132
18	GAD041007063	ASHLAND CHEMICAL INC	SAVANNAH	86
19	GAD006924872	DELTA AIR LINES INC	ATLANTA	65
20	GAD075876623	PPG ARCHITECTURAL FINISHES EAST POINT PL	EAST POINT	2
TOTAL				60,657

NOTES: COLUMNS MAY NOT SUM DUE TO ROUNDING.
STATE MAY HAVE FEWER THAN FIFTY FACILITIES THAT RECEIVED WASTE.

GEORGIA

1991 WASTE RECEIPTS, CONTINUED

18 QUANTITY OF RCRA HAZARDOUS WASTE MANAGED, BY MANAGEMENT METHOD, LIMITED TO WASTE RECEIVED FROM OFF SITE, 1991

MANAGEMENT METHOD	SYSTEM TYPE CODE	QUANTITY MANAGED (TONS)	PERCENTAGE OF QUANTITY	NUMBER OF FACILITIES	PERCENTAGE OF FACILITIES
SOLVENTS RECOVERY	M021-M029	12,372	25	4	27
FUEL BLENDING	M061-----	26,038	53	6	40
AQUEOUS ORGANIC TREATMENT	M081-M089	34	0	1	7
AQUEOUS ORGANIC AND INORGANIC TREATMENT	M091-M099	1	0	1	7
STABILIZATION	M111-M119	234	0	1	7
OTHER TREATMENT	M121-M129	10,172	21	2	13
TOTAL		48,851	100	9	100

19 MANAGEMENT METHOD, BY QUANTITY OF RCRA HAZARDOUS WASTE MANAGED, LIMITED TO WASTE RECEIVED FROM OFF SITE, 1991

MANAGEMENT METHOD	SYSTEM TYPE CODE	QUANTITY MANAGED (TONS)	PERCENTAGE OF QUANTITY	NUMBER OF FACILITIES	PERCENTAGE OF FACILITIES
FUEL BLENDING	M061-----	26,038	53	6	40
SOLVENTS RECOVERY	M021-M029	12,372	25	4	27
OTHER TREATMENT	M121-M129	10,172	21	2	13
STABILIZATION	M111-M119	234	0	1	7
AQUEOUS ORGANIC TREATMENT	M081-M089	34	0	1	7
AQUEOUS ORGANIC AND INORGANIC TREATMENT	M091-M099	1	0	1	7
TOTAL		48,851	100	9	100

20 MANAGEMENT METHOD AND QUANTITY OF RCRA HAZARDOUS WASTE MANAGED, BY NUMBER OF FACILITIES, LIMITED TO WASTE RECEIVED FROM OFF SITE, 1991

MANAGEMENT METHOD	SYSTEM TYPE CODE	QUANTITY MANAGED (TONS)	PERCENTAGE OF QUANTITY	NUMBER OF FACILITIES	PERCENTAGE OF FACILITIES
FUEL BLENDING	M061-----	26,038	53	6	40
SOLVENTS RECOVERY	M021-M029	12,372	25	4	27
OTHER TREATMENT	M121-M129	10,172	21	2	13
AQUEOUS ORGANIC TREATMENT	M081-M089	34	0	1	7
AQUEOUS ORGANIC AND INORGANIC TREATMENT	M091-M099	1	0	1	7
STABILIZATION	M111-M119	234	0	1	7
TOTAL		48,851	100	9	100

NOTE: FACILITIES WITH ONLY STORAGE UNITS ARE EXCLUDED
COLUMNS MAY NOT SUM DUE TO ROUNDING.
COLUMNS MAY NOT SUM TO TOTAL BECAUSE FACILITIES MAY HAVE MULTIPLE HANDLINGS METHODS.

GEORGIA

1991 IMPORTS AND EXPORTS

21 QUANTITY OF RCRA HAZARDOUS WASTE IMPORTED: 24,620 TONS

22 QUANTITY OF RCRA HAZARDOUS WASTE EXPORTED: 4,585,723 TONS

23 QUANTITY AND PERCENTAGE OF RCRA HAZARDOUS WASTEWATER AND NON-WASTEWATER MANAGEMENT IN 1991

MANAGEMENT TYPE	TONS	PERCENTAGE
WASTEWATER	1,012,278	92
NON-WASTEWATER	90,777	8
TOTAL	1,103,055	100

GUAM

1991 WASTE GENERATION

1 NUMBER OF RCRA LARGE QUANTITY GENERATORS (LQGS): 8

2 QUANTITY OF RCRA HAZARDOUS WASTE GENERATED: 346 TONS

3 FIFTY LARGEST RCRA HAZARDOUS WASTE GENERATORS IN THE STATE, 1991

RANK	EPA ID	SITE NAME	CITY	TOTAL GENERATED (TONS)
1	GU0170027320	U.S. NAVAL AIR STATION	BARRIGADA	184
2	GU5170022680	U.S. NAVY PUBLIC WORKS CENTER	SUMAY	53
3	GU6571999519	ANDERSEN AIR FORCE BASE	YIGO	43
4	GU4170027334	U.S. NAVAL SHIP REPAIR FACILITY	NAVAL STATION	33
5	GU7170027323	U.S. NAVAL STATION	NAVAL STATION	26
6	GU4170090027	U.S. NAVAL SUPPLY DEPOT	AP	3
7	GU9170090022	U.S. NAVAL HOSPITAL	AP	2
8	GUD982469462	GUAM MEMORIAL HOSPITAL AUTHORITY	TAMUNING	1
TOTAL				346

NOTE: STATE MAY HAVE FEWER THAN FIFTY GENERATORS

GUAM

1991 WASTE GENERATION, CONTINUED

4 QUANTITIES OF WASTE GENERATED IN 1991 THAT WERE

- REPORTED WITH ONLY CHARACTERISTIC WASTE CODES
- REPORTED WITH ONLY LISTED WASTE CODES
- REPORTED WITH BOTH CHARACTERISTIC AND LISTED WASTE CODES

WASTE HAS ONLY CHARACTERISTIC CODES	TONS OF WASTE GENERATED	WASTE HAS ONLY LISTED CODES	TONS OF WASTE GENERATED	WASTE HAS BOTH CHARACTERISTIC AND LISTED CODES	TONS OF WASTE GENERATED
ONLY IGNITABLE	174	ONLY AN F CODE	31		
ONLY CORROSIVE	16	ONLY A K CODE	0		
ONLY REACTIVE	0	ONLY A P CODE	0		
ONLY D004-17	49	ONLY A U CODE	5		
ONLY D018-43	1				
HAS MORE THAN ONE CHARACTERISTIC CODE	15	HAS MORE THAN ONE LISTED CODE	1		
TOTAL	255	TOTAL	38	TOTAL CHAR. AND LISTED	54

5 QUANTITIES OF WASTE GENERATED IN 1991 THAT WERE MULTIPLY CODED

WASTE HAS ONLY CHARACTERISTIC CODES BUT MORE THAN ONE APPLIES	TONS OF WASTE GENERATED	ONLY LISTED CODES BUT HAS MORE THAN ONE	TONS OF WASTE GENERATED	BOTH CHAR. & LISTED CODES	TONS OF WASTE GENERATED
HAS IGNITABLE CODE	7			IGN. W/ AT LEAST 1 LSTD	34
HAS CORROSIVE CODE	5			CORR. W/ AT LEAST 1 LSTD	0
HAS REACTIVE CODE	0			REACT. W/ AT LEAST 1 LSTD	0
HAS D004-D017 CODE	15			D004-17 W/ AT LEAST 1 LSTD	9
HAS D018-D043 CODE	3			D018-43 W/ AT LEAST 1 LSTD	11
		HAS AN F CODE	1	F WASTE W/ AT LEAST 1 CHAR	34
		HAS A K CODE	0	K WASTE W/ AT LEAST 1 CHAR	0
		HAS A P CODE	0	P WASTE W/ AT LEAST 1 CHAR	0
		HAS A U CODE	1	U WASTE W/ AT LEAST 1 CHAR	20
TOTAL	15	TOTAL	1	TOTAL	54

NOTE: COLUMNS DO NOT SUM TO TOTAL BECAUSE A WASTE CODE MAY APPLY TO MORE THAN ONE WASTE.
MIXTURES WITH IGNITABLE, CORROSIVE, REACTIVE, D004-17, AND D018-43 CHARACTERISTIC CODES ALSO MAY CONTAIN OTHER CHARACTERISTIC WASTE CODES.
SIMILARLY, WASTES WITH F,K,P, AND U LISTED CODES MAY HAVE OTHER LISTED WASTE CODES

GUAM

WASTE MANAGEMENT

6 NUMBER OF RCRA TSD FACILITIES: 2

TABLES 5,6,7, AND 8 WERE OMMITTED FROM THIS REPORT BECAUSE THERE WERE NO FACILITES IN GUAM THAT REPORTED MANAGING (TREATING OR DISPOSING) RCRA HAZARDOUS WASTE ON SITE.

GUAM

1991 WASTE SHIPMENTS

12 NUMBER OF RCRA HAZARDOUS WASTE SHIPPERS: 8

13 QUANTITY OF RCRA HAZARDOUS WASTE SHIPPED: 269 TONS

14 FIFTY LARGEST RCRA HAZARDOUS WASTE SHIPPERS, 1991

RANK	EPA ID	SITE NAME	CITY	QUANTITY SHIPPED (TONS)
1	GU0170027320	U.S. NAVAL AIR STATION	BARRIGADA	109
2	GU5170022680	U.S. NAVY PUBLIC WORKS CENTER	SUMAY	53
3	GU6571999519	ANDERSEN AIR FORCE BASE	YIGO	43
4	GU4170027334	U.S. NAVAL SHIP REPAIR FACILITY	NAVAL STATION	33
5	GU7170027323	U.S. NAVAL STATION	NAVAL STATION	26
6	GU4170090027	U.S. NAVAL SUPPLY DEPOT	AP	3
7	GUD982469462	GUAM MEMORIAL HOSPITAL AUTHORITY	TAMUNING	1
8	GU9170090022	U.S. NAVAL HOSPITAL	AP	0
TOTAL				269

NOTES: COLUMNS MAY NOT SUM DUE TO ROUNDING.
STATE MAY HAVE FEWER THAN FIFTY SHIPPERS.

GUAM

1991 WASTE RECEIPTS

15 NUMBER OF RCRA HAZARDOUS WASTE RECEIVERS: 1

16 QUANTITY OF RCRA HAZARDOUS WASTE RECEIVED: 98 TONS

17 FIFTY LARGEST RCRA HAZARDOUS WASTE RECEIVERS, 1991

RANK	EPA ID	SITE NAME	CITY	QUANTITY RECEIVED (TONS)
1	GU6170027316	DEFENSE REUTILIZATION MARKETING OFFICE	NAVAL STATION	98
TOTAL				98

NOTES: COLUMNS MAY NOT SUM DUE TO ROUNDING.
STATE MAY HAVE FEWER THAN FIFTY FACILITIES THAT RECEIVED WASTE.

THERE WERE NO FACILITIES IN GUAM THAT REPORTED MANAGING (TREATING OR DISPOSING) RCRA HAZARDOUS WASTE THAT WAS RECEIVED FROM OFF SITE.

GUAM

1991 IMPORTS AND EXPORTS

21 QUANTITY OF RCRA HAZARDOUS WASTE IMPORTED: 2 TONS

22 QUANTITY OF RCRA HAZARDOUS WASTE EXPORTED: 4,585,723 TONS

HAWAII

1991 WASTE GENERATION

1 NUMBER OF RCRA LARGE QUANTITY GENERATORS (LQGS): 35

2 QUANTITY OF RCRA HAZARDOUS WASTE GENERATED: 2,032 TONS

3 FIFTY LARGEST RCRA HAZARDOUS WASTE GENERATORS IN THE STATE, 1991

RANK	EPA ID	SITE NAME	CITY	TOTAL GENERATED (TONS)
1	HI6170024339	PEARL HARBOR NAVAL SHIPYARD	PEARL HARBOR	586
2	HID000630251	BREWER ENVIRONMENTAL INDUSTRIES	EWA BEACH	300
3	HI6170022762	MARINE CORPS AIR STATION	KANEOHE BAY	216
4	HID981581788	HAWAIIAN WESTERN STEEL	EWA BEACH	127
5	HI9170090006	NAVAL MAGAZINE LUALUALEI	EWA	121
6	HID984466979	KEEAUMOKU SUPERBLOCK SOUTH	HONOLULU	82
7	HI3170024340	US NAVAL SUBMARINE BASE	PEARL HARBOR	64
8	HI2170024341	NAVAL STATION, PEARL HARBOR	PEARL HARBOR	58
9	HID981990104	OAHU TRANSIT SERVICES, INC.	AIEA	52
10	HID981424138	CHEMWOOD TREATMENT	EWA BEACH	51
11	HI1170024334	U.S. NAVY,PUBLIC WORKS CENTER	PEARL HARBOR	43
12	HID982493645	TEXACO REFINING AND MARKETING, INC	HILO	43
13	HID981654023	ISLAND MOVERS, INC.	HONOLULU	32
14	HI1170024326	NAVAL AIR STATION	BARBERS PT	30
15	HI6170024719	PACIFIC MISSILE RANGE FACILITY	KEKAHA	25
16	HID982487209	OAHU TRANSIT SERVICES, INC.	HONOLULU	23
17	HI1170024342	NAVAL SUPPLY CENTER	PEARL HARBOR	20
18	HI8170090007	SIMA PEARL HARBOR	PEARL HARBOR	19
19	HIT000625442	REYNOLDS METALS COMPANY HAWAII CAN PLANT	EWA BEACH	18
20	HI3170090002	DRMO HAWAII	PEARL CITY	17
21	HI3210022239	SCHOFIELD BARRACKS	SCHOFIELD BARRACKS	15
22	HID009198797	HONOLULU WOOD TREATING CO., LTD.	EWA BEACH	13
23	HI8570028722	UNITED STATES AIR FORCE HDQTRS 15TH AIR	HICKAM AFB	12
24	HIT160010005	CHEVRON U.S.A. PRODUCTS COMPANY	EWA BEACH	12
25	HIT000615203	CHEVRON USA PRODUCTS CO. HONOLULU MARINE	HONOLULU	10
26	HID982439382	BOB'S UNION SERVICE	KAILUA	8
27	HI0570090027	UNITED STATES AIR FORCE HDQTRS 15TH AIR	HICKAM AFB	6
28	HID982504706	INDUSTRIAL TECHNOLOGY	EWA BEACH	6
29	HI5141790068	HAWAII VOLCANOES N.P.	HAWAII NATIONAL PARK	6
30	HID087190542	UNIVERSITY OF HAWAII-MANOA CAMPUS	HONOLULU	5
31	HI8690390036	U.S. COAST GUARD BASE HONOLULU	HONOLULU	5
32	HIT160010047	WESTINGHOUSE ENGINEERING SERVICES	HONOLULU	4
33	HI9210022241	TRIPLER ARMY MEDICAL CENTER	HONOLULU	2
34	HIT000615328	CHEVRON USA PRODUCTS CO. KAPALAMA TANK Y	HONOLULU	2
35	HIT000603514	UNITEK ENVIRONMENTAL SERVICES, INC.	EWA BEACH	1
TOTAL				2,032

NOTE: STATE MAY HAVE FEWER THAN FIFTY GENERATORS

HAWAII

1991 WASTE GENERATION, CONTINUED

4 QUANTITIES OF WASTE GENERATED IN 1991 THAT WERE

- REPORTED WITH ONLY CHARACTERISTIC WASTE CODES
- REPORTED WITH ONLY LISTED WASTE CODES
- REPORTED WITH BOTH CHARACTERISTIC AND LISTED WASTE CODES

WASTE HAS ONLY CHARACTERISTIC CODES	TONS OF WASTE GENERATED	WASTE HAS ONLY LISTED CODES	TONS OF WASTE GENERATED	WASTE HAS BOTH CHARACTERISTIC AND LISTED CODES	TONS OF WASTE GENERATED
ONLY IGNITABLE	203	ONLY AN F CODE	88		
ONLY CORROSIVE	40	ONLY A K CODE	0		
ONLY REACTIVE	121	ONLY A P CODE	0		
ONLY D004-17	497	ONLY A U CODE	1		
ONLY D018-43	433				
HAS MORE THAN ONE CHARACTERISTIC CODE	375	HAS MORE THAN ONE LISTED CODE	0		
TOTAL	1,669	TOTAL	89	TOTAL CHAR. AND LISTED	274

5 QUANTITIES OF WASTE GENERATED IN 1991 THAT WERE MULTIPLY CODED

WASTE HAS ONLY CHARACTERISTIC CODES BUT MORE THAN ONE APPLIES	TONS OF WASTE GENERATED	ONLY LISTED CODES BUT HAS MORE THAN ONE	TONS OF WASTE GENERATED	BOTH CHAR. & LISTED CODES	TONS OF WASTE GENERATED
HAS IGNITABLE CODE	228			IGN. W/ AT LEAST 1 LSTD	47
HAS CORROSIVE CODE	175			CORR. W/ AT LEAST 1 LSTD	2
HAS REACTIVE CODE	81			REACT. W/ AT LEAST 1 LSTD	0
HAS D004-D017 CODE	274			D004-17 W/ AT LEAST 1 LSTD	216
HAS D018-D043 CODE	89			D018-43 W/ AT LEAST 1 LSTD	32
		HAS AN F CODE	0	F WASTE W/ AT LEAST 1 CHAR	142
		HAS A K CODE	0	K WASTE W/ AT LEAST 1 CHAR	131
		HAS A P CODE	0	P WASTE W/ AT LEAST 1 CHAR	5
		HAS A U CODE	0	U WASTE W/ AT LEAST 1 CHAR	5
TOTAL	375	TOTAL	0	TOTAL	274

NOTE: COLUMNS DO NOT SUM TO TOTAL BECAUSE A WASTE CODE MAY APPLY TO MORE THAN ONE WASTE.
MIXTURES WITH IGNITABLE, CORROSIVE, REACTIVE, D004-17, AND D018-43 CHARACTERISTIC CODES ALSO MAY CONTAIN OTHER CHARACTERISTIC WASTE CODES.
SIMILARLY, WASTES WITH F,K,P, AND U LISTED CODES MAY HAVE OTHER LISTED WASTE CODES

HAWAII

WASTE MANAGEMENT

6 NUMBER OF RCRA TSD FACILITIES: 9

7 QUANTITY OF RCRA HAZARDOUS WASTE MANAGED: 1,428 TONS

8 FIFTY LARGEST RCRA HAZARDOUS WASTE MANAGEMENT FACILITIES, 1991

RANK	EPAID	SITE NAME	CITY	TONS OF WASTE MANAGED
1	HIT000603514	UNITEK ENVIRONMENTAL SERVICES, INC.	EWA BEACH	816
2	HI1170024334	U.S. NAVY,PUBLIC WORKS CENTER	PEARL HARBOR	562
3	HI7210022227	MAKUA MILITARY RESERVATION	WAIANAE	21
4	HI6170024719	PACIFIC MISSILE RANGE FACILITY	KEKAHA	20
5	HIT160010005	CHEVRON U.S.A. PRODUCTS COMPANY	EWA BEACH	6
6	HI6170024339	PEARL HARBOR NAVAL SHIPYARD	PEARL HARBOR	3
TOTAL				1,428

NOTE: STATE MAY HAVE FEWER THAN FIFTY FACILITIES THAT MANAGED WASTES.
WASTE ONLY MANAGED BY STORAGE IS NOT INCLUDED.

HAWAII

WASTE MANAGEMENT, CONTINUED

9 QUANTITY OF RCRA HAZARDOUS WASTE MANAGED BY MANAGEMENT METHOD, 1991

MANAGEMENT METHOD	SYSTEM TYPE CODE	QUANTITY MANAGED (TONS)	PERCENTAGE OF QUANTITY	NUMBER OF FACILITIES	PERCENTAGE OF FACILITIES
SOLVENTS RECOVERY	M021-M029	777	54	2	20
INCINERATION	M041-M049	21	1	1	10
ENERGY RECOVERY (REUSE AS FUEL)	M051-M059	42	3	1	10
AQUEOUS INORGANIC TREATMENT	M071-M079	283	20	2	20
AQUEOUS ORGANIC AND INORGANIC TREATMENT	M091-M099	33	2	1	10
SLUDGE TREATMENT	M101-M109	238	17	1	10
OTHER TREATMENT	M121-M129	27	2	1	10
LAND TREATMENT / APPLICATION / FARMING	M131-DISP	6	0	1	10
TOTAL		1,428	100	6	100

10 MANAGEMENT METHOD, BY QUANTITY OF RCRA HAZARDOUS WASTE MANAGED, 1991

MANAGEMENT METHOD	SYSTEM TYPE CODE	QUANTITY MANAGED (TONS)	PERCENTAGE OF QUANTITY	NUMBER OF FACILITIES	PERCENTAGE OF FACILITIES
SOLVENTS RECOVERY	M021-M029	777	54	2	20
AQUEOUS INORGANIC TREATMENT	M071-M079	283	20	2	20
SLUDGE TREATMENT	M101-M109	238	17	1	10
ENERGY RECOVERY (REUSE AS FUEL)	M051-M059	42	3	1	10
AQUEOUS ORGANIC AND INORGANIC TREATMENT	M091-M099	33	2	1	10
OTHER TREATMENT	M121-M129	27	2	1	10
INCINERATION	M041-M049	21	1	1	10
LAND TREATMENT / APPLICATION / FARMING	M131-DISP	6	0	1	10
TOTAL		1,428	100	6	100

11 MANAGEMENT METHOD AND QUANTITY OF RCRA HAZARDOUS WASTE MANAGED BY NUMBER OF FACILITIES, 1991

MANAGEMENT METHOD	SYSTEM TYPE CODE	QUANTITY MANAGED (TONS)	PERCENTAGE OF QUANTITY	NUMBER OF FACILITIES	PERCENTAGE OF FACILITIES
SOLVENTS RECOVERY	M021-M029	777	54	2	20
AQUEOUS INORGANIC TREATMENT	M071-M079	283	20	2	20
INCINERATION	M041-M049	21	1	1	10
ENERGY RECOVERY (REUSE AS FUEL)	M051-M059	42	3	1	10
AQUEOUS ORGANIC AND INORGANIC TREATMENT	M091-M099	33	2	1	10
SLUDGE TREATMENT	M101-M109	238	17	1	10
OTHER TREATMENT	M121-M129	27	2	1	10
LAND TREATMENT / APPLICATION / FARMING	M131-DISP	6	0	1	10
TOTAL		1,428	100	6	100

NOTE: FACILITIES WITH ONLY STORAGE UNITS ARE EXCLUDED.
COLUMNS MAY NOT SUM DUE TO ROUNDING.
COLUMNS MAY NOT SUM TO TOTAL BECAUSE FACILITIES MAY HAVE MULTIPLE HANDLINGS METHODS.

HAWAII

1991 WASTE SHIPMENTS

12 NUMBER OF RCRA HAZARDOUS WASTE SHIPPERS: 35

13 QUANTITY OF RCRA HAZARDOUS WASTE SHIPPED: 3,560 TONS

14 FIFTY LARGEST RCRA HAZARDOUS WASTE SHIPPERS, 1991

RANK	EPA ID	SITE NAME	CITY	QUANTITY SHIPPED (TONS)
1	HIT000603514	UNITEK ENVIRONMENTAL SERVICES, INC.	EWA BEACH	921
2	HI6170024339	PEARL HARBOR NAVAL SHIPYARD	PEARL HARBOR	556
3	HI3170090002	DRMO HAWAII	PEARL CITY	442
4	HID000630251	BREWER ENVIRONMENTAL INDUSTRIES	EWA BEACH	300
5	HI6170022762	MARINE CORPS AIR STATION	KANEOHE BAY	216
6	HI1170024334	U.S. NAVY,PUBLIC WORKS CENTER	PEARL HARBOR	208
7	HID981581788	HAWAIIAN WESTERN STEEL	EWA BEACH	127
8	HI9170090006	NAVAL MAGAZINE LUALUALEI	EWA	121
9	HID984466979	KEEAUMOKU SUPERBLOCK SOUTH	HONOLULU	82
10	HI8170090007	SIMA PEARL HARBOR	PEARL HARBOR	74
11	HI3170024340	US NAVAL SUBMARINE BASE	PEARL HARBOR	63
12	HI2170024341	NAVAL STATION, PEARL HARBOR	PEARL HARBOR	58
13	HID981990104	OAHU TRANSIT SERVICES, INC.	AIEA	52
14	HID981424138	CHEMWOOD TREATMENT	EWA BEACH	51
15	HID982493645	TEXACO REFINING AND MARKETING, INC	HILO	43
16	HID981654023	ISLAND MOVERS, INC.	HONOLULU	32
17	HI1170024326	NAVAL AIR STATION	BARBERS PT	30
18	HI6170024719	PACIFIC MISSILE RANGE FACILITY	KEKAHA	25
19	HID982487209	OAHU TRANSIT SERVICES, INC.	HONOLULU	23
20	HI1170024342	NAVAL SUPPLY CENTER	PEARL HARBOR	20
21	HIT000625442	REYNOLDS METALS COMPANY HAWAII CAN PLANT	EWA BEACH	18
22	HI3210022239	SCHOFIELD BARRACKS	SCHOFIELD BARRACKS	15
23	HID009198797	HONOLULU WOOD TREATING CO., LTD.	EWA BEACH	13
24	HI8570028722	UNITED STATES AIR FORCE HDQTRS 15TH AIR	HICKAM AFB	12
25	HIT000615203	CHEVRON USA PRODUCTS CO. HONOLULU MARINE	HONOLULU	10
26	HID982439382	BOB'S UNION SERVICE	KAILUA	8
27	HI0570090027	UNITED STATES AIR FORCE HDQTRS 15TH AIR	HICKAM AFB	6
28	HID982504706	INDUSTRIAL TECHNOLOGY	EWA BEACH	6
29	HIT160010005	CHEVRON U.S.A. PRODUCTS COMPANY	EWA BEACH	6
30	HI5141790068	HAWAII VOLCANOES N.P.	HAWAII NATIONAL PARK	5
31	HI8690390036	U.S. COAST GUARD BASE HONOLULU	HONOLULU	5
32	HIT160010047	WESTINGHOUSE ENGINEERING SERVICES	HONOLULU	4
33	HID087190542	UNIVERSITY OF HAWAII-MANOA CAMPUS	HONOLULU	4
34	HI9210022241	TRIPLER ARMY MEDICAL CENTER	HONOLULU	2
35	HIT000615328	CHEVRON USA PRODUCTS CO. KAPALAMA TANK Y	HONOLULU	2
TOTAL				3,560

NOTES: COLUMNS MAY NOT SUM DUE TO ROUNDING.
STATE MAY HAVE FEWER THAN FIFTY SHIPPERS.

HAWAII

1991 WASTE RECEIPTS

15 NUMBER OF RCRA HAZARDOUS WASTE RECEIVERS: 4

16 QUANTITY OF RCRA HAZARDOUS WASTE RECEIVED: 2,607 TONS

17 FIFTY LARGEST RCRA HAZARDOUS WASTE RECEIVERS, 1991

RANK	EPA ID	SITE NAME	CITY	QUANTITY RECEIVED (TONS)
1	HIT000603514	UNITEK ENVIRONMENTAL SERVICES, INC.	EWA BEACH	1,725
2	HI1170024334	U.S. NAVY,PUBLIC WORKS CENTER	PEARL HARBOR	451
3	HI3170090002	DRMO HAWAII	PEARL CITY	410
4	HI7210022227	MAKUA MILITARY RESERVATION	WAIANAE	21
TOTAL				2,607

NOTES: COLUMNS MAY NOT SUM DUE TO ROUNDING.
STATE MAY HAVE FEWER THAN FIFTY FACILITIES THAT RECEIVED WASTE.

HAWAII

1991 WASTE RECEIPTS, CONTINUED

18 QUANTITY OF RCRA HAZARDOUS WASTE MANAGED, BY MANAGEMENT METHOD, LIMITED TO WASTE RECEIVED FROM OFF SITE, 1991

MANAGEMENT METHOD	SYSTEM TYPE CODE	QUANTITY MANAGED (TONS)	PERCENTAGE OF QUANTITY	NUMBER OF FACILITIES	PERCENTAGE OF FACILITIES
SOLVENTS RECOVERY	M021-M029	774	67	1	17
INCINERATION	M041-M049	21	2	1	17
ENERGY RECOVERY (REUSE AS FUEL)	M051-M059	42	4	1	17
AQUEOUS INORGANIC TREATMENT	M071-M079	252	22	1	17
AQUEOUS ORGANIC AND INORGANIC TREATMENT	M091-M099	33	3	1	17
OTHER TREATMENT	M121-M129	26	2	1	17
TOTAL		1,149	100	3	100

19 MANAGEMENT METHOD, BY QUANTITY OF RCRA HAZARDOUS WASTE MANAGED, LIMITED TO WASTE RECEIVED FROM OFF SITE, 1991

MANAGEMENT METHOD	SYSTEM TYPE CODE	QUANTITY MANAGED (TONS)	PERCENTAGE OF QUANTITY	NUMBER OF FACILITIES	PERCENTAGE OF FACILITIES
SOLVENTS RECOVERY	M021-M029	774	67	1	17
AQUEOUS INORGANIC TREATMENT	M071-M079	252	22	1	17
ENERGY RECOVERY (REUSE AS FUEL)	M051-M059	42	4	1	17
AQUEOUS ORGANIC AND INORGANIC TREATMENT	M091-M099	33	3	1	17
OTHER TREATMENT	M121-M129	26	2	1	17
INCINERATION	M041-M049	21	2	1	17
TOTAL		1,149	100	3	100

20 MANAGEMENT METHOD AND QUANTITY OF RCRA HAZARDOUS WASTE MANAGED, BY NUMBER OF FACILITIES, LIMITED TO WASTE RECEIVED FROM OFF SITE, 1991

MANAGEMENT METHOD	SYSTEM TYPE CODE	QUANTITY MANAGED (TONS)	PERCENTAGE OF QUANTITY	NUMBER OF FACILITIES	PERCENTAGE OF FACILITIES
SOLVENTS RECOVERY	M021-M029	774	67	1	17
INCINERATION	M041-M049	21	2	1	17
ENERGY RECOVERY (REUSE AS FUEL)	M051-M059	42	4	1	17
AQUEOUS INORGANIC TREATMENT	M071-M079	252	22	1	17
AQUEOUS ORGANIC AND INORGANIC TREATMENT	M091-M099	33	3	1	17
OTHER TREATMENT	M121-M129	26	2	1	17
TOTAL		1,149	100	3	100

NOTE: FACILITIES WITH ONLY STORAGE UNITS ARE EXCLUDED
COLUMNS MAY NOT SUM DUE TO ROUNDING.
COLUMNS MAY NOT SUM TO TOTAL BECAUSE FACILITIES MAY HAVE MULTIPLE HANDLINGS METHODS.

HAWAII

1991 IMPORTS AND EXPORTS

21 QUANTITY OF RCRA HAZARDOUS WASTE IMPORTED: 345 TONS

22 QUANTITY OF RCRA HAZARDOUS WASTE EXPORTED: 4,585,723 TONS

23 QUANTITY AND PERCENTAGE OF RCRA HAZARDOUS WASTEWATER AND NON-WASTEWATER MANAGEMENT IN 1991

MANAGEMENT TYPE	TONS	PERCENTAGE
WASTEWATER	344	24
NON-WASTEWATER	1,084	76
TOTAL	1,428	100

IDAHO

1991 WASTE GENERATION

1 NUMBER OF RCRA LARGE QUANTITY GENERATORS (LQGS): 40

2 QUANTITY OF RCRA HAZARDOUS WASTE GENERATED: 4,350,064 TONS

3 FIFTY LARGEST RCRA HAZARDOUS WASTE GENERATORS IN THE STATE, 1991

RANK	EPA ID	SITE NAME	CITY	TOTAL GENERATED (TONS)
1	ID4890008952	U.S. DOE IDAHO NATIONAL ENGINEERING LABO	SCOVILLE	2,374,518
2	IDD070929518	FMC CORPORATION POCATELLO	POCATELLO	1,286,725
3	IDD009066481	BLOUNT INC CCI OPER	LEWISTON	514,633
4	IDD081830994	MONSANTO COMPANY-SODA SPRINGS PLANT	SODA SPRINGS	146,514
5	IDD093120871	MICRON TECHNOLOGY, INC.	BOISE	20,050
6	IDD000641944	BOISE TERMINAL & STATION	BOISE	2,078
7	IDD984666669	BLOUNT, INC.	LEWISTON	1,718
8	IDD073114654	ENVIROSAFE SERVICES OF IDAHO, INC.	GRAND VIEW	1,529
9	IDD000641977	CHEVRON PIPE LINE COMPANY	POCATELLO	423
10	IDD984669119	ENVIROSAFE SERVICES OF AMERICA	BOISE	375
11	IDD984669929	UNION PACIFIC RAILROAD	BOISE	299
12	ID6141190045	BOISE DISTRICT - DRY LAKES AIRSTRIP	NAMPA	210
13	IDD113391775	IDAHO CIRCUIT TECHNOLOGY	GLENNS FERRY	188
14	IDD053798104	AMERICAN MICROSYSTEMS, INC.	POCATELLO	135
15	ID6141100077	BOISE DISTRICT - REEDER AIRSTRIP	HAGERMAN	105
16	IDD097762231	ZILOG INC.	NAMPA	99
17	IDD984668814	UNION PACIFIC RAILROAD	WILDER	87
18	IDD000756874	CYPRUS THOMPSON CREEK PROJECT	CHALLIS	72
19	IDD990727471	HEWLETT PACKARD	BOISE	68
20	IDD047111018	PRESSURE TREATED TIMBER CO.	BOISE	50
21	ID3572124557	USAF MOUNTAIN HOME BASE	MOUNTAIN HOME	27
22	IDD984669424	BLOUNT INC. SOUTHPORT OPER	LEWISTON	22
23	IDD055030852	UNION PACIFIC RAILROAD	POCATELLO	21
24	IDD984669846	37TH STREET COMMERCIAL UNITS	BOISE	19
25	IDD980976831	MORRISON-KNUDSEN-BOISE INDUSTRIAL COMPLE	BOISE	18
26	IDD984667014	MORRISON KNUDSEN CORPORATION	BOISE	15
27	ID0570025874	USAF IDAHO AIR NATIONAL GUARD	BOISE	11
28	ID5120515601	USDA AGRICULTURAL RESEARCH SVC	KIMBERLY	11
29	IDD000602631	PACIFICORP.	IDAHO FALLS	8
30	IDD009062597	L. D. MCFARLAND COMPANY	SANDPOINT	7
31	IDD075746271	UNIVERSITY OF IDAHO MOSCOW CAMPUS	MOSCOW	7
32	IDD984671438	FIRST SECURITY BANK OF IDAHO WALLACE OFF	WALLACE	5
33	ID4141190062	USDI - BUREAU OF LAND MANAGEMENT	SHOSHONE	3
34	IDD082846882	GREAT WESTERN CHEMICAL COMPANY	NAMPA	3
35	ID6122300050	USDA-FS SHOSHONE WORK CENTER	KINGSTON	2
36	IDD000641654	AMOCO OIL COMPANY BOISE TERMINAL	BOISE	2
37	IDD984669101	BEATTIE EXPLOSIVES, INC.	HAYDEN LAKE	2
38	IDD984669234	RIM RANCHES INC.	PARMA	2
39	IDD984669127	TIEGS FARMS, INC.	NAMPA	1
40	IDD984669093	QUEEN BEE AIR SPECIALTIES, INC.	RIGBY	1
TOTAL				4,350,064

NOTE: STATE MAY HAVE FEWER THAN FIFTY GENERATORS

IDAHO

1991 WASTE GENERATION, CONTINUED

4 QUANTITIES OF WASTE GENERATED IN 1991 THAT WERE

- REPORTED WITH ONLY CHARACTERISTIC WASTE CODES
- REPORTED WITH ONLY LISTED WASTE CODES
- REPORTED WITH BOTH CHARACTERISTIC AND LISTED WASTE CODES

WASTE HAS ONLY CHARACTERISTIC CODES	TONS OF WASTE GENERATED	WASTE HAS ONLY LISTED CODES	TONS OF WASTE GENERATED	WASTE HAS BOTH CHARACTERISTIC AND LISTED CODES	TONS OF WASTE GENERATED
ONLY IGNITABLE	117	ONLY AN F CODE	1,641		
ONLY CORROSIVE	63,905	ONLY A K CODE	24		
ONLY REACTIVE	1	ONLY A P CODE	108		
ONLY D004-17	1,685,481	ONLY A U CODE	13		
ONLY D018-43	2,523				
HAS MORE THAN ONE CHARACTERISTIC CODE	146,909	HAS MORE THAN ONE LISTED CODE	219		
TOTAL	1,898,936	TOTAL	2,006	TOTAL CHAR. AND LISTED	2,449,122

5 QUANTITIES OF WASTE GENERATED IN 1991 THAT WERE MULTIPLY CODED

WASTE HAS ONLY CHARACTERISTIC CODES BUT MORE THAN ONE APPLIES	TONS OF WASTE GENERATED	ONLY LISTED CODES BUT HAS MORE THAN ONE	TONS OF WASTE GENERATED	BOTH CHAR. & LISTED CODES	TONS OF WASTE GENERATED
HAS IGNITABLE CODE	97			IGN. W/ AT LEAST 1 LSTD	1,512
HAS CORROSIVE CODE	146,811			CORR. W/ AT LEAST 1 LSTD	2,329,900
HAS REACTIVE CODE	4			REACT. W/ AT LEAST 1 LSTD	0
HAS D004-D017 CODE	146,842			D004-17 W/ AT LEAST 1 LSTD	2,448,574
HAS D018-D043 CODE	93			D018-43 W/ AT LEAST 1 LSTD	361
		HAS AN F CODE	9	F WASTE W/ AT LEAST 1 CHAR	2,449,069
		HAS A K CODE	0	K WASTE W/ AT LEAST 1 CHAR	233
		HAS A P CODE	210	P WASTE W/ AT LEAST 1 CHAR	2,329,861
		HAS A U CODE	219	U WASTE W/ AT LEAST 1 CHAR	53
TOTAL	146,909	TOTAL	219	TOTAL	2,449,122

NOTE: COLUMNS DO NOT SUM TO TOTAL BECAUSE A WASTE CODE MAY APPLY TO MORE THAN ONE WASTE.
MIXTURES WITH IGNITABLE, CORROSIVE, REACTIVE, D004-17, AND D018-43 CHARACTERISTIC CODES ALSO MAY CONTAIN OTHER CHARACTERISTIC WASTE CODES.
SIMILARLY, WASTES WITH F,K,P, AND U LISTED CODES MAY HAVE OTHER LISTED WASTE CODES

IDAHO

WASTE MANAGEMENT

6 NUMBER OF RCRA TSD FACILITIES: 11

7 QUANTITY OF RCRA HAZARDOUS WASTE MANAGED: 3,178,455 TONS

8 FIFTY LARGEST RCRA HAZARDOUS WASTE MANAGEMENT FACILITIES, 1991

RANK	EPAID	SITE NAME	CITY	TONS OF WASTE MANAGED
1	ID4890008952	U.S. DOE IDAHO NATIONAL ENGINEERING LABO	SCOVILLE	2,373,894
2	IDD009066481	BLOUNT INC CCI OPER	LEWISTON	516,329
3	IDD070929518	FMC CORPORATION POCATELLO	POCATELLO	257,460
4	IDD073114654	ENVIROSAFE SERVICES OF IDAHO, INC.	GRAND VIEW	30,762
5	IDD980976831	MORRISON-KNUDSEN-BOISE INDUSTRIAL COMPLE	BOISE	7
6	ID3572124557	USAF MOUNTAIN HOME BASE	MOUNTAIN HOME	2
7	IDD000641662	AMOCO OIL COMPANY BURLEY TERMINAL	BURLEY	1
TOTAL				3,178,455

NOTE: STATE MAY HAVE FEWER THAN FIFTY FACILITIES THAT MANAGED WASTES.
WASTE ONLY MANAGED BY STORAGE IS NOT INCLUDED.

IDAHO

WASTE MANAGEMENT, CONTINUED

9 QUANTITY OF RCRA HAZARDOUS WASTE MANAGED BY MANAGEMENT METHOD, 1991

MANAGEMENT METHOD	SYSTEM TYPE CODE	QUANTITY MANAGED (TONS)	PERCENTAGE OF QUANTITY	NUMBER OF FACILITIES	PERCENTAGE OF FACILITIES
SOLVENTS RECOVERY	M021-M029	9	0	2	15
AQUEOUS INORGANIC TREATMENT	M071-M079	773,220	24	2	15
AQUEOUS ORGANIC TREATMENT	M081-M089	385	0	1	8
SLUDGE TREATMENT	M101-M109	283	0	1	8
STABILIZATION	M111-M119	8,997	0	2	15
OTHER TREATMENT	M121-M129	2,371,380	75	3	23
LANDFILL	M132-DISP	21,383	1	1	8
OTHER DISPOSAL SPECIFIED IN COMMENTS	M137-DISP	2,798	0	1	8
TOTAL		3,178,455	100	7	100

10 MANAGEMENT METHOD, BY QUANTITY OF RCRA HAZARDOUS WASTE MANAGED, 1991

MANAGEMENT METHOD	SYSTEM TYPE CODE	QUANTITY MANAGED (TONS)	PERCENTAGE OF QUANTITY	NUMBER OF FACILITIES	PERCENTAGE OF FACILITIES
OTHER TREATMENT	M121-M129	2,371,380	75	3	23
AQUEOUS INORGANIC TREATMENT	M071-M079	773,220	24	2	15
LANDFILL	M132-DISP	21,383	1	1	8
STABILIZATION	M111-M119	8,997	0	2	15
OTHER DISPOSAL SPECIFIED IN COMMENTS	M137-DISP	2,798	0	1	8
AQUEOUS ORGANIC TREATMENT	M081-M089	385	0	1	8
SLUDGE TREATMENT	M101-M109	283	0	1	8
SOLVENTS RECOVERY	M021-M029	9	0	2	15
TOTAL		3,178,455	100	7	100

11 MANAGEMENT METHOD AND QUANTITY OF RCRA HAZARDOUS WASTE MANAGED BY NUMBER OF FACILITIES, 1991

MANAGEMENT METHOD	SYSTEM TYPE CODE	QUANTITY MANAGED (TONS)	PERCENTAGE OF QUANTITY	NUMBER OF FACILITIES	PERCENTAGE OF FACILITIES
OTHER TREATMENT	M121-M129	2,371,380	75	3	23
SOLVENTS RECOVERY	M021-M029	9	0	2	15
AQUEOUS INORGANIC TREATMENT	M071-M079	773,220	24	2	15
STABILIZATION	M111-M119	8,997	0	2	15
AQUEOUS ORGANIC TREATMENT	M081-M089	385	0	1	8
SLUDGE TREATMENT	M101-M109	283	0	1	8
LANDFILL	M132-DISP	21,383	1	1	8
OTHER DISPOSAL SPECIFIED IN COMMENTS	M137-DISP	2,798	0	1	8
TOTAL		3,178,455	100	7	100

NOTE: FACILITIES WITH ONLY STORAGE UNITS ARE EXCLUDED.
COLUMNS MAY NOT SUM DUE TO ROUNDING.
COLUMNS MAY NOT SUM TO TOTAL BECAUSE FACILITIES MAY HAVE MULTIPLE HANDLINGS METHODS.

IDAHO

1991 WASTE SHIPMENTS

12 NUMBER OF RCRA HAZARDOUS WASTE SHIPPERS: 38

13 QUANTITY OF RCRA HAZARDOUS WASTE SHIPPED: 5,388 TONS

14 FIFTY LARGEST RCRA HAZARDOUS WASTE SHIPPERS, 1991

RANK	EPA ID	SITE NAME	CITY	QUANTITY SHIPPED (TONS)
1	IDD984666669	BLOUNT, INC.	LEWISTON	1,720
2	IDD073114654	ENVIROSAFE SERVICES OF IDAHO, INC.	GRAND VIEW	889
3	IDD984669119	ENVIROSAFE SERVICES OF AMERICA	BOISE	375
4	IDD070929518	FMC CORPORATION POCATELLO	POCATELLO	360
5	IDD009066481	BLOUNT INC CCI OPER	LEWISTON	356
6	IDD984669929	UNION PACIFIC RAILROAD	BOISE	299
7	IDD093120871	MICRON TECHNOLOGY, INC.	BOISE	229
8	ID6141190045	BOISE DISTRICT - DRY LAKES AIRSTRIP	NAMPA	210
9	IDD053798104	AMERICAN MICROSYSTEMS, INC.	POCATELLO	152
10	ID6141100077	BOISE DISTRICT - REEDER AIRSTRIP	HAGERMAN	105
11	IDD097762231	ZILOG INC.	NAMPA	99
12	IDD000756874	CYPRUS THOMPSON CREEK PROJECT	CHALLIS	94
13	IDD984668814	UNION PACIFIC RAILROAD	WILDER	87
14	ID4890008952	U.S. DOE IDAHO NATIONAL ENGINEERING LABO	SCOVILLE	73
15	IDD990727471	HEWLETT PACKARD	BOISE	68
16	IDD047111018	PRESSURE TREATED TIMBER CO.	BOISE	50
17	IDD113391775	IDAHO CIRCUIT TECHNOLOGY	GLENNS FERRY	25
18	IDD984669424	BLOUNT INC. SOUTHPORT OPER	LEWISTON	25
19	ID3572124557	USAF MOUNTAIN HOME BASE	MOUNTAIN HOME	21
20	IDD055030852	UNION PACIFIC RAILROAD	POCATELLO	21
21	IDD984669846	37TH STREET COMMERCIAL UNITS	BOISE	19
22	IDD000602631	PACIFICORP.	IDAHO FALLS	19
23	IDD980976831	MORRISON-KNUDSEN-BOISE INDUSTRIAL COMPLE	BOISE	16
24	IDD984667014	MORRISON KNUDSEN CORPORATION	BOISE	12
25	ID0570025874	USAF IDAHO AIR NATIONAL GUARD	BOISE	11
26	ID5120515601	USDA AGRICULTURAL RESEARCH SVC	KIMBERLY	11
27	IDD000641977	CHEVRON PIPE LINE COMPANY	POCATELLO	8
28	IDD009062597	L. D. MCFARLAND COMPANY	SANDPOINT	7
29	IDD984671438	FIRST SECURITY BANK OF IDAHO WALLACE OFF	WALLACE	5
30	IDD081830994	MONSANTO COMPANY-SODA SPRINGS PLANT	SODA SPRINGS	4
31	IDD075746271	UNIVERSITY OF IDAHO MOSCOW CAMPUS	MOSCOW	3
32	IDD082846882	GREAT WESTERN CHEMICAL COMPANY	NAMPA	3
33	IDD000641944	BOISE TERMINAL & STATION	BOISE	3
34	ID6122300050	USDA-FS SHOSHONE WORK CENTER	KINGSTON	2
35	IDD984669101	BEATTIE EXPLOSIVES, INC.	HAYDEN LAKE	2
36	IDD984669234	RIM RANCHES INC.	PARMA	2
37	IDD984669127	TIEGS FARMS, INC.	NAMPA	1
38	IDD984669093	QUEEN BEE AIR SPECIALTIES, INC.	RIGBY	1
39	IDD000641654	AMOCO OIL COMPANY BOISE TERMINAL	BOISE	0
	ID4141190062	USDI - BUREAU OF LAND MANAGEMENT	SHOSHONE	0
TOTAL				5,388

NOTES: COLUMNS MAY NOT SUM DUE TO ROUNDING.
STATE MAY HAVE FEWER THAN FIFTY SHIPPERS.

IDAHO

1991 WASTE RECEIPTS

15 NUMBER OF RCRA HAZARDOUS WASTE RECEIVERS: 6

16 QUANTITY OF RCRA HAZARDOUS WASTE RECEIVED: 32,256 TONS

17 FIFTY LARGEST RCRA HAZARDOUS WASTE RECEIVERS, 1991

RANK	EPA ID	SITE NAME	CITY	QUANTITY RECEIVED (TONS)
1	IDD073114654	ENVIROSAFE SERVICES OF IDAHO, INC.	GRAND VIEW	29,916
2	IDD009066481	BLOUNT INC CCI OPER	LEWISTON	1,704
3	IDD991281270	SAFETY-KLEEN CORP. 1-183-28	POCATELLO	363
4	IDD000712026	SAFETY-KLEEN CORP.	BOISE	188
5	ID3572124557	USAF MOUNTAIN HOME BASE	MOUNTAIN HOME	83
6	ID4890008952	U.S. DOE IDAHO NATIONAL ENGINEERING LABO	SCOVILLE	4
TOTAL				32,256

NOTES: COLUMNS MAY NOT SUM DUE TO ROUNDING.
STATE MAY HAVE FEWER THAN FIFTY FACILITIES THAT RECEIVED WASTE.

IDAHO

1991 WASTE RECEIPTS, CONTINUED

18 QUANTITY OF RCRA HAZARDOUS WASTE MANAGED, BY MANAGEMENT METHOD, LIMITED TO WASTE RECEIVED FROM OFF SITE, 1991

MANAGEMENT METHOD	SYSTEM TYPE CODE	QUANTITY MANAGED (TONS)	PERCENTAGE OF QUANTITY	NUMBER OF FACILITIES	PERCENTAGE OF FACILITIES
AQUEOUS INORGANIC TREATMENT	M071-M079	1,704	5	1	33
STABILIZATION	M111-M119	8,756	28	1	33
LANDFILL	M132-DISP	21,154	67	1	33
TOTAL		31,614	100	2	100

19 MANAGEMENT METHOD, BY QUANTITY OF RCRA HAZARDOUS WASTE MANAGED, LIMITED TO WASTE RECEIVED FROM OFF SITE, 1991

MANAGEMENT METHOD	SYSTEM TYPE CODE	QUANTITY MANAGED (TONS)	PERCENTAGE OF QUANTITY	NUMBER OF FACILITIES	PERCENTAGE OF FACILITIES
LANDFILL	M132-DISP	21,154	67	1	33
STABILIZATION	M111-M119	8,756	28	1	33
AQUEOUS INORGANIC TREATMENT	M071-M079	1,704	5	1	33
TOTAL		31,614	100	2	100

20 MANAGEMENT METHOD AND QUANTITY OF RCRA HAZARDOUS WASTE MANAGED, BY NUMBER OF FACILITIES, LIMITED TO WASTE RECEIVED FROM OFF SITE, 1991

MANAGEMENT METHOD	SYSTEM TYPE CODE	QUANTITY MANAGED (TONS)	PERCENTAGE OF QUANTITY	NUMBER OF FACILITIES	PERCENTAGE OF FACILITIES
AQUEOUS INORGANIC TREATMENT	M071-M079	1,704	5	1	33
STABILIZATION	M111-M119	8,756	28	1	33
LANDFILL	M132-DISP	21,154	67	1	33
TOTAL		31,614	100	2	100

NOTE: FACILITIES WITH ONLY STORAGE UNITS ARE EXCLUDED
COLUMNS MAY NOT SUM DUE TO ROUNDING.
COLUMNS MAY NOT SUM TO TOTAL BECAUSE FACILITIES MAY HAVE MULTIPLE HANDLINGS METHODS.

IDAHO

1991 IMPORTS AND EXPORTS

21 QUANTITY OF RCRA HAZARDOUS WASTE IMPORTED: 28,877 TONS

22 QUANTITY OF RCRA HAZARDOUS WASTE EXPORTED: 4,585,723 TONS

23 QUANTITY AND PERCENTAGE OF RCRA HAZARDOUS WASTEWATER AND NON-WASTEWATER MANAGEMENT IN 1991

MANAGEMENT TYPE	TONS	PERCENTAGE
WASTEWATER	3,145,839	99
NON-WASTEWATER	32,615	1
TOTAL	3,178,455	100

ILLINOIS

1991 WASTE GENERATION

1 NUMBER OF RCRA LARGE QUANTITY GENERATORS (LQGS): 1229

2 QUANTITY OF RCRA HAZARDOUS WASTE GENERATED: 13,086,020 TONS

3 FIFTY LARGEST RCRA HAZARDOUS WASTE GENERATORS IN THE STATE, 1991

RANK	EPA ID	SITE NAME	CITY	TOTAL GENERATED (TONS)
1	ILD080012305	SHELL OIL CO	ROXANA	9,456,303
2	ILD005092572	NALCO CHEMICAL CO	BEDFORD PARK	1,426,092
3	ILD042075333	CABOT CORPORATION	TUSCOLA	494,524
4	ILD005476882	MARATHON OIL CO	ROBINSON	219,728
5	ILD005172325	MODERN PLATING CORP-PLANT 2	FREEPORT	159,576
6	ILD079763140	MOTOROLA INC	SCHAUMBURG	156,078
7	ILD006278170	ALLIED-SIGNAL INC	METROPOLIS	141,444
8	ILD010284248	CID RECYCLING & DISPOSAL FAC	CALUMET CITY	88,480
9	ILD000805812	PEORIA DISPOSAL CO #1	PEORIA	78,858
10	ILT180013468	NORTHERN METAL FINISHING	ROCKFORD	62,986
11	ILD001163823	EUREKA CO	BLOOMINGTON	61,266
12	ILD098642424	TRADE WASTE INCINERATION INC	SAUGET	42,946
13	ILD005174404	TEEPAK INC	DANVILLE	42,191
14	ILD005263157	NORTHWESTERN STEEL & WIRE #2	STERLING	37,327
15	ILD000714881	KEYSTONE STEEL & WIRE CO	BARTONVILLE	37,304
16	ILD000670828	ARLINGTON PLATING COMPANY	PALATINE	36,808
17	ILD000781591	LTV STEEL CO-WELL	HENNEPIN	35,456
18	ILD980613913	SAFETY KLEEN ENVIROSYSTEMS CO	DOLTON	32,589
19	ILD064409683	PYLE NATIONAL CO	CHICAGO	30,888
20	ILD004203568	HARRIS BROADCAST	QUINCY	19,015
21	ILD001662816	AIRTEX PRODUCTS	FAIRFIELD	16,830
22	ILD066918327	CLAYTON CHEMICAL CO	SAUGET	14,046
23	ILD000608992	SHELL OIL CO	BEDFORD PARK	12,902
24	ILD001899772	MICRO SWITCH PLANT 4	FREEPORT	12,784
25	ILD981960404	PAXTON AVENUE LAGOON SITE	CHICAGO	12,330
26	ILD010279222	US STEEL CORP	CHICAGO	12,151
27	ILD006280606	LACLEDE STEEL CO	ALTON	11,616
28	ILD087157251	ENVIRONMENTAL WASTE RESOURCES	COAL CITY	9,493
29	ILD039106380	FLINTKOTE CO	CHICAGO HEIGHTS	8,848
30	ILD005072517	AMERICAN NICKELOID CO	PERU	8,663
31	ILD984780163	REPUBLIC ENGINEERED STEELS,INC	CHICAGO	8,419
32	ILD980793020	NUTRASWEET INC	UNIVERSITY PARK	8,412
33	ILD055409940	ABBOTT LABORATORIES	NORTH CHICAGO	8,002
34	ILD074411745	LARAWAY RECYCLING & DISP FAC	ELWOOD	7,797
35	ILD000814624	ROHM AND HAAS-DELAWARE VALLEY	LEMONT	7,041
36	ILD041550567	UNO-VEN CHICAGO REFINERY	LEMONT	6,862
37	ILD005231485	BROOKIND CORP	WILLOW SPRINGS	5,560
38	ILD057836256	THE STEEL CO	CHICAGO	4,916
39	ILD054236443	3-M COMPANY	CORDOVA	4,631
40	ILD005532205	CHICAGO TRANSIT AUTHORITY	CHICAGO	4,205
41	ILD000819946	BEAZER EAST INC	CARBONDALE	3,981
42	ILD049297765	ZENITH ELECTRONICS CORP	MELROSE PARK	3,823
43	ILD005109822	CLARK OIL & REFINING CO	BLUE ISLAND	3,459
44	ILD981959794	BFI MODERN LANDFILL	BELLEVILLE	3,449
45	ILD048296180	QUANTUM CHEMICAL CORP	MORRIS	3,184
46	ILD070012265	EMPIRE GALVANIZING	FRANKLIN PARK	3,081
47	ILD980700967	AMOCO OIL CO-WOOD RIVER RFNRY	WOOD RIVER	3,045
48	ILT180019713	ACCUTRONICS	CARY	3,043
49	ILD005083316	CARGILL INC	CARPENTERSVILLE	2,993
50	ILD980996862	BIRMINGHAM BOLT COMPANY INC	BOURBONNAIS	2,989
TOTAL				12,878,418

NOTE: STATE MAY HAVE FEWER THAN FIFTY GENERATORS

ILLINOIS

1991 WASTE GENERATION, CONTINUED

4 QUANTITIES OF WASTE GENERATED IN 1991 THAT WERE

- REPORTED WITH ONLY CHARACTERISTIC WASTE CODES
- REPORTED WITH ONLY LISTED WASTE CODES
- REPORTED WITH BOTH CHARACTERISTIC AND LISTED WASTE CODES

WASTE HAS ONLY CHARACTERISTIC CODES	TONS OF WASTE GENERATED	WASTE HAS ONLY LISTED CODES	TONS OF WASTE GENERATED	WASTE HAS BOTH CHARACTERISTIC AND LISTED CODES	TONS OF WASTE GENERATED
ONLY IGNITABLE	27,473	ONLY AN F CODE	220,091		
ONLY CORROSIVE	1,519,989	ONLY A K CODE	168,698		
ONLY REACTIVE	23,774	ONLY A P CODE	3,639		
ONLY D004-17	263,291	ONLY A U CODE	15,708		
ONLY D018-43	9,679,992				
HAS MORE THAN ONE CHARACTERISTIC CODE	257,933	HAS MORE THAN ONE LISTED CODE	18,306		
TOTAL	11,772,452	TOTAL	426,441	TOTAL CHAR. AND LISTED	886,601

5 QUANTITIES OF WASTE GENERATED IN 1991 THAT WERE MULTIPLY CODED

WASTE HAS ONLY CHARACTERISTIC CODES BUT MORE THAN ONE APPLIES	TONS OF WASTE GENERATED	ONLY LISTED CODES BUT HAS MORE THAN ONE	TONS OF WASTE GENERATED	BOTH CHAR. & LISTED CODES	TONS OF WASTE GENERATED
HAS IGNITABLE CODE	26,189			IGN. W/ AT LEAST 1 LSTD	122,885
HAS CORROSIVE CODE	221,090			CORR. W/ AT LEAST 1 LSTD	558,490
HAS REACTIVE CODE	50,936			REACT. W/ AT LEAST 1 LSTD	65,293
HAS D004-D017 CODE	204,347			D004-17 W/ AT LEAST 1 LSTD	257,148
HAS D018-D043 CODE	14,660			D018-43 W/ AT LEAST 1 LSTD	26,323
		HAS AN F CODE	17,879	F WASTE W/ AT LEAST 1 CHAR	868,686
		HAS A K CODE	16,362	K WASTE W/ AT LEAST 1 CHAR	14,523
		HAS A P CODE	468	P WASTE W/ AT LEAST 1 CHAR	2,155
		HAS A U CODE	1,920	U WASTE W/ AT LEAST 1 CHAR	8,758
TOTAL	257,933	TOTAL	18,306	TOTAL	886,601

NOTE: COLUMNS DO NOT SUM TO TOTAL BECAUSE A WASTE CODE MAY APPLY TO MORE THAN ONE WASTE.
MIXTURES WITH IGNITABLE, CORROSIVE, REACTIVE, D004-17, AND D018-43 CHARACTERISTIC CODES ALSO MAY CONTAIN OTHER CHARACTERISTIC WASTE CODES.
SIMILARLY, WASTES WITH F,K,P, AND U LISTED CODES MAY HAVE OTHER LISTED WASTE CODES

ILLINOIS

WASTE MANAGEMENT

6 NUMBER OF RCRA TSD FACILITIES: 217

7 QUANTITY OF RCRA HAZARDOUS WASTE MANAGED: 12,083,019 TONS

8 FIFTY LARGEST RCRA HAZARDOUS WASTE MANAGEMENT FACILITIES, 1991

RANK	EPAID	SITE NAME	CITY	TONS OF WASTE MANAGED
1	ILD080012305	SHELL OIL CO	ROXANA	9,449,079
2	ILD005092572	NALCO CHEMICAL CO	BEDFORD PARK	1,426,007
3	ILD005476882	MARATHON OIL CO	ROBINSON	213,456
4	ILD010284248	CID RECYCLING & DISPOSAL FAC	CALUMET CITY	169,936
5	ILD000805812	PEORIA DISPOSAL CO #1	PEORIA	165,173
6	ILD005172325	MODERN PLATING CORP-PLANT 2	FREEPORT	159,024
7	ILD001163823	EUREKA CO	BLOOMINGTON	61,245
8	ILD000666206	ENVIRITE CORP	HARVEY	60,128
9	ILD098642424	TRADE WASTE INCINERATION INC	SAUGET	53,400
10	ILD980613913	SAFETY KLEEN ENVIROSYSTEMS CO	DOLTON	46,815
11	ILD005263157	NORTHWESTERN STEEL & WIRE #2	STERLING	37,283
12	ILD000805911	SAFETY-KLEEN CORP	ELGIN	34,709
13	ILD000714881	KEYSTONE STEEL & WIRE CO	BARTONVILLE	30,001
14	ILD000781591	LTV STEEL CO-WELL	HENNEPIN	28,890
15	ILD000608471	CLEAN HARBORS OF CHICAGO INC	CHICAGO	28,726
16	ILD062480850	C P INORGANICS	JOLIET	18,152
17	ILD099215303	CENTURY RESOURCES INC	ALSIP	14,707
18	ILD001899772	MICRO SWITCH PLANT 4	FREEPORT	12,702
19	ILD981960404	PAXTON AVENUE LAGOON SITE	CHICAGO	12,330
20	ILD005450697	SAFETY-KLEEN CORP	CHICAGO	10,799
21	ILD005072517	AMERICAN NICKELOID CO	PERU	9,704
22	ILD087157251	ENVIRONMENTAL WASTE RESOURCES	COAL CITY	9,487
23	ILD064418353	BEAVER OIL CO INC	HODGKINS	7,392
24	ILD066918327	CLAYTON CHEMICAL CO	SAUGET	7,142
25	ILD085349264	HERITAGE ENVIRONMENTAL SERVICE	LEMONT	4,563
26	ILD000672121	CWM CHEMICAL SERVICES INC	CHICAGO	2,188
27	ILD005093109	A B DICK CO	NILES	2,022
28	ILD984766279	RECONTEK INC	NEWMAN	1,660
29	ILD045700945	METAL FINISHING RESEARCH CORP	CHICAGO	1,424
30	ILD085352474	KEARNEY-NATIONAL INC	DES PLAINES	1,253
31	ILD006271696	OLIN CORP	EAST ALTON	527
32	ILD005152954	VISKASE CORP	CHICAGO	445
33	ILD005083316	CARGILL INC	CARPENTERSVILLE	410
34	ILD079135133	G E CHEMICALS INC	OTTAWA	396
35	ILD005070537	CATERPILLAR INC	JOLIET	388
36	ILD051937068	BARON BLAKESLEE	CICERO	317
37	ILD000675249	AMERICAN CHEMICAL & REFINING	VILLA PARK	199
38	ILD006009690	GMC ELECTRO-MOTIVE DIV	MCCOOK	196
39	ILD006280606	LACLEDE STEEL CO	ALTON	153
40	ILD010219665	SUNDSTRAND AVIATION	ROCKFORD	130
41	IL3210020803	SAVANNA ARMY DEPOT ACTIVITY	SAVANNA	85
42	ILD005457155	BENJAMIN MOORE & CO	MELROSE PARK	79
43	ILD054351770	STEPAN COMPANY	ELWOOD	74
44	ILD098749294	MOBIL CHEMICAL CO	JACKSONVILLE	44
45	ILD049998297	MAGNETIC INSPECTION LABORATORY	ELK GROVE VILLAGE	43
46	ILD000802801	OLIN CORP	MARION	43
47	ILD095299020	MCWHORTER INC	CARPENTERSVILLE	20
48	ILD079744405	TELEDYNE POST	DES PLAINES	20
49	ILD010300531	ETHICON INC	BEDFORD PARK	19
50	ILD005163332	AMEROCK CORP	ROCKFORD	11
TOTAL				12,082,993

NOTE: STATE MAY HAVE FEWER THAN FIFTY FACILITIES THAT MANAGED WASTES.
WASTE ONLY MANAGED BY STORAGE IS NOT INCLUDED.

ILLINOIS

WASTE MANAGEMENT, CONTINUED

9 QUANTITY OF RCRA HAZARDOUS WASTE MANAGED BY MANAGEMENT METHOD, 1991

MANAGEMENT METHOD	SYSTEM TYPE CODE	QUANTITY MANAGED (TONS)	PERCENTAGE OF QUANTITY	NUMBER OF FACILITIES	PERCENTAGE OF FACILITIES
METALS RECOVERY (FOR REUSE)	M011-M019	6,286	0	5	6
SOLVENTS RECOVERY	M021-M029	69,919	1	14	16
OTHER RECOVERY	M031-M039	30,049	0	4	4
INCINERATION	M041-M049	42,427	0	7	8
ENERGY RECOVERY (REUSE AS FUEL)	M051-M059	11	0	2	2
FUEL BLENDING	M061-----	60,694	1	6	7
AQUEOUS INORGANIC TREATMENT	M071-M079	313,055	3	15	17
AQUEOUS ORGANIC TREATMENT	M081-M089	9,760,054	81	5	6
AQUEOUS ORGANIC AND INORGANIC TREATMENT	M091-M099	325	0	4	4
SLUDGE TREATMENT	M101-M109	235	0	2	2
STABILIZATION	M111-M119	122,310	1	7	8
OTHER TREATMENT	M121-M129	1,499,816	12	15	17
LAND TREATMENT / APPLICATION / FARMING	M131-DISP	201	0	1	1
LANDFILL	M132-DISP	148,749	1	2	2
DEEPWELL / UNDERGROUND INJECTION	M134-DISP	28,890	0	1	1
TOTAL		12,083,019	100	56	100

10 MANAGEMENT METHOD, BY QUANTITY OF RCRA HAZARDOUS WASTE MANAGED, 1991

MANAGEMENT METHOD	SYSTEM TYPE CODE	QUANTITY MANAGED (TONS)	PERCENTAGE OF QUANTITY	NUMBER OF FACILITIES	PERCENTAGE OF FACILITIES
AQUEOUS ORGANIC TREATMENT	M081-M089	9,760,054	81	5	6
OTHER TREATMENT	M121-M129	1,499,816	12	15	17
AQUEOUS INORGANIC TREATMENT	M071-M079	313,055	3	15	17
LANDFILL	M132-DISP	148,749	1	2	2
STABILIZATION	M111-M119	122,310	1	7	8
SOLVENTS RECOVERY	M021-M029	69,919	1	14	16
FUEL BLENDING	M061-----	60,694	1	6	7
INCINERATION	M041-M049	42,427	0	7	8
OTHER RECOVERY	M031-M039	30,049	0	4	4
DEEPWELL / UNDERGROUND INJECTION	M134-DISP	28,890	0	1	1
METALS RECOVERY (FOR REUSE)	M011-M019	6,286	0	5	6
AQUEOUS ORGANIC AND INORGANIC TREATMENT	M091-M099	325	0	4	4
SLUDGE TREATMENT	M101-M109	235	0	2	2
LAND TREATMENT / APPLICATION / FARMING	M131-DISP	201	0	1	1
ENERGY RECOVERY (REUSE AS FUEL)	M051-M059	11	0	2	2
TOTAL		12,083,019	100	56	100

NOTE: FACILITIES WITH ONLY STORAGE UNITS ARE EXCLUDED.
COLUMNS MAY NOT SUM DUE TO ROUNDING.
COLUMNS MAY NOT SUM TO TOTAL BECAUSE FACILITIES MAY HAVE MULTIPLE HANDLINGS METHODS.

ILLINOIS

WASTE MANAGEMENT, CONTINUED

11 MANAGEMENT METHOD AND QUANTITY OF RCRA HAZARDOUS WASTE MANAGED BY NUMBER OF FACILITIES, 1991

MANAGEMENT METHOD	SYSTEM TYPE CODE	QUANTITY MANAGED (TONS)	PERCENTAGE OF QUANTITY	NUMBER OF FACILITIES	PERCENTAGE OF FACILITIES
AQUEOUS INORGANIC TREATMENT	M071-M079	313,055	3	15	17
OTHER TREATMENT	M121-M129	1,499,816	12	15	17
SOLVENTS RECOVERY	M021-M029	69,919	1	14	16
INCINERATION	M041-M049	42,427	0	7	8
STABILIZATION	M111-M119	122,310	1	7	8
FUEL BLENDING	M061-----	60,694	1	6	7
METALS RECOVERY (FOR REUSE)	M011-M019	6,286	0	5	6
AQUEOUS ORGANIC TREATMENT	M081-M089	9,760,054	81	5	6
OTHER RECOVERY	M031-M039	30,049	0	4	4
AQUEOUS ORGANIC AND INORGANIC TREATMENT	M091-M099	325	0	4	4
ENERGY RECOVERY (REUSE AS FUEL)	M051-M059	11	0	2	2
SLUDGE TREATMENT	M101-M109	235	0	2	2
LANDFILL	M132-DISP	148,749	1	2	2
LAND TREATMENT / APPLICATION / FARMING	M131-DISP	201	0	1	1
DEEPWELL / UNDERGROUND INJECTION	M134-DISP	28,890	0	1	1
TOTAL		12,083,019	100	56	100

NOTE: FACILITIES WITH ONLY STORAGE UNITS ARE EXCLUDED.
COLUMNS MAY NOT SUM DUE TO ROUNDING.
COLUMNS MAY NOT SUM TO TOTAL BECAUSE FACILITIES MAY HAVE MULTIPLE HANDLINGS METHODS.

ILLINOIS

1991 WASTE SHIPMENTS

12 NUMBER OF RCRA HAZARDOUS WASTE SHIPPERS: 1221

13 QUANTITY OF RCRA HAZARDOUS WASTE SHIPPED: 489,870 TONS

14 FIFTY LARGEST RCRA HAZARDOUS WASTE SHIPPERS, 1991

RANK	EPA ID	SITE NAME	CITY	QUANTITY SHIPPED (TONS)
1	ILD005174404	TEEPAK INC	DANVILLE	42,191
2	ILD080012305	SHELL OIL CO	ROXANA	22,753
3	ILD098642424	TRADE WASTE INCINERATION INC	SAUGET	16,600
4	ILD980613913	SAFETY KLEEN ENVIROSYSTEMS CO	DOLTON	15,396
5	ILD010279222	US STEEL CORP	CHICAGO	13,445
6	ILD000608992	SHELL OIL CO	BEDFORD PARK	12,902
7	ILD087157251	ENVIRONMENTAL WASTE RESOURCES	COAL CITY	9,493
8	ILD039106380	FLINTKOTE CO	CHICAGO HEIGHTS	8,848
9	ILD984780163	REPUBLIC ENGINEERED STEELS,INC	CHICAGO	8,419
10	ILD980793020	NUTRASWEET INC	UNIVERSITY PARK	8,412
11	ILD055409940	ABBOTT LABORATORIES	NORTH CHICAGO	7,947
12	ILD000714881	KEYSTONE STEEL & WIRE CO	BARTONVILLE	7,364
13	ILD074411745	LARAWAY RECYCLING & DISP FAC	ELWOOD	7,266
14	ILD000814624	ROHM AND HAAS-DELAWARE VALLEY	LEMONT	7,041
15	ILD041550567	UNO-VEN CHICAGO REFINERY	LEMONT	6,862
16	ILD000781591	LTV STEEL CO-WELL	HENNEPIN	6,566
17	ILD066918327	CLAYTON CHEMICAL CO	SAUGET	6,473
18	ILD005476882	MARATHON OIL CO	ROBINSON	6,272
19	ILD005231485	BROOKIND CORP	WILLOW SPRINGS	5,560
20	ILD057836256	THE STEEL CO	CHICAGO	4,916
21	ILD074424938	DETREX CORP-SOLVENT & ENVR SVC	MELROSE PARK	4,709
22	ILD054236443	3-M COMPANY	CORDOVA	4,674
23	ILD005532205	CHICAGO TRANSIT AUTHORITY	CHICAGO	4,205
24	ILD085349264	HERITAGE ENVIRONMENTAL SERVICE	LEMONT	4,199
25	ILD049297765	ZENITH ELECTRONICS CORP	MELROSE PARK	3,823
26	ILD980700967	AMOCO OIL CO-WOOD RIVER RFNRY	WOOD RIVER	3,461
27	ILD981959794	BFI MODERN LANDFILL	BELLEVILLE	3,449
28	ILD000805812	PEORIA DISPOSAL CO #1	PEORIA	3,423
29	ILD048296180	QUANTUM CHEMICAL CORP	MORRIS	3,171
30	ILD005456439	SHERWIN WILLIAMS CO	CHICAGO	3,114
31	ILD070012265	EMPIRE GALVANIZING	FRANKLIN PARK	3,081
32	ILD980996862	BIRMINGHAM BOLT COMPANY INC	BOURBONNAIS	2,989
33	ILD000672121	CWM CHEMICAL SERVICES INC	CHICAGO	2,963
34	ILD046583993	SUNDSTRAND AEROSPACE	ROCKFORD	2,872
35	ILD984774760	BRODSEN PROPERTIES INC	MOMENCE	2,724
36	ILD005450697	SAFETY-KLEEN CORP	CHICAGO	2,649
37	ILD005083316	CARGILL INC	CARPENTERSVILLE	2,583
38	ILD043369446	ASHLAND CHEMICAL CO	CALUMET CITY	2,519
39	ILD990817991	KOPPERS INDUSTRIES, INC.	GALESBURG	2,506
40	ILD980502744	LAIDLAW ENVIRTL SER OF ILLINOI	PECATONICA	2,475
41	ILD000802702	MONSANTO INDUSTRIAL CHEMICALS	SAUGET	2,429
42	ILD984804476	CILCO	SPRINGFIELD	2,309
43	ILD000802827	OUTBOARD MARINE CORP	WAUKEGAN	2,282
44	ILD079749073	SAFETY-KLEEN CORP	SCHAUMBURG	2,242
45	ILD005096664	H H HOWARD COMPANY	CHICAGO	2,212
46	ILD096787049	MORTON INTERNATIONAL	CHICAGO	2,211
47	ILD065873630	THOMAS STEEL CORP	LEMONT	2,186
48	ILD000608471	CLEAN HARBORS OF CHICAGO INC	CHICAGO	2,107
49	ILD097278790	OAK SWITCH SYSTEMS	CRYSTAL LAKE	2,096
50	ILD005120456	DAP INC	ROSEMONT	2,013
TOTAL				312,403

NOTES: COLUMNS MAY NOT SUM DUE TO ROUNDING.
STATE MAY HAVE FEWER THAN FIFTY SHIPPERS.

ILLINOIS

1991 WASTE RECEIPTS

15 NUMBER OF RCRA HAZARDOUS WASTE RECEIVERS: 37

16 QUANTITY OF RCRA HAZARDOUS WASTE RECEIVED: 474,441 TONS

17 FIFTY LARGEST RCRA HAZARDOUS WASTE RECEIVERS, 1991

RANK	EPA ID	SITE NAME	CITY	QUANTITY RECEIVED (TONS)
1	ILD000805812	PEORIA DISPOSAL CO #1	PEORIA	88,834
2	ILD010284248	CID RECYCLING & DISPOSAL FAC	CALUMET CITY	82,904
3	ILD000666206	ENVIRITE CORP	HARVEY	60,059
4	ILD980613913	SAFETY KLEEN ENVIROSYSTEMS CO	DOLTON	45,041
5	ILD000805911	SAFETY-KLEEN CORP	ELGIN	36,021
6	ILD000608471	CLEAN HARBORS OF CHICAGO INC	CHICAGO	30,903
7	ILD098642424	TRADE WASTE INCINERATION INC	SAUGET	28,199
8	ILD062480850	C P INORGANICS	JOLIET	18,152
9	ILD080012305	SHELL OIL CO	ROXANA	14,933
10	ILD099215303	CENTURY RESOURCES INC	ALSIP	14,707
11	ILD005450697	SAFETY-KLEEN CORP	CHICAGO	10,876
12	ILD087157251	ENVIRONMENTAL WASTE RESOURCES	COAL CITY	9,487
13	ILD064418353	BEAVER OIL CO INC	HODGKINS	7,392
14	ILD066918327	CLAYTON CHEMICAL CO	SAUGET	7,142
15	ILD085349264	HERITAGE ENVIRONMENTAL SERVICE	LEMONT	5,206
16	ILD000672121	CWM CHEMICAL SERVICES INC	CHICAGO	2,282
17	ILD980502744	LAIDLAW ENVIRTL SER OF ILLINOI	PECATONICA	1,990
18	ILD079749073	SAFETY-KLEEN CORP	SCHAUMBURG	1,798
19	ILD984766279	RECONTEK INC	NEWMAN	1,660
20	ILD981097819	SAFETY-KLEEN CORP	CASEYVILLE	1,610
21	ILD981088388	SAFETY-KLEEN CORP	URBANA	933
22	ILD093862811	SAFETY-KLEEN CORP	PEKIN	747
23	ILD000716894	AMERICAN WASTE PROCESSING LTD	MAYWOOD	656
24	ILD000665851	SAFETY-KLEEN CORP	MOKENA	584
25	ILD000665869	SAFETY KLEEN CORP	FRANKLIN PARK	559
26	ILD000805929	SAFETY-KLEEN CORP	ARLINGTON HEIGHTS	423
27	ILD074424938	DETREX CORP-SOLVENT & ENVR SVC	MELROSE PARK	386
28	ILD051937068	BARON BLAKESLEE	CICERO	318
29	ILD077001741	HYDROSOL INC	BRIDGEVIEW	207
30	ILD000781633	VAN WATERS & ROGERS INC	NORMAL	104
31	ILD010219665	SUNDSTRAND AVIATION	ROCKFORD	98
32	ILD001899772	MICRO SWITCH PLANT 4	FREEPORT	62
33	ILD000675249	AMERICAN CHEMICAL & REFINING	VILLA PARK	58
34	ILD000802801	OLIN CORP	MARION	43
35	ILD054348172	MECH-TRONICS CORP	MELROSE PARK	38
36	ILD006271696	OLIN CORP	EAST ALTON	21
37	IL8143609487	OLIN CORP - AREA 13	MARION	6
TOTAL				474,441

NOTES: COLUMNS MAY NOT SUM DUE TO ROUNDING.
STATE MAY HAVE FEWER THAN FIFTY FACILITIES THAT RECEIVED WASTE.

ILLINOIS

1991 WASTE RECEIPTS, CONTINUED

18 QUANTITY OF RCRA HAZARDOUS WASTE MANAGED, BY MANAGEMENT METHOD, LIMITED TO WASTE RECEIVED FROM OFF SITE, 1991

MANAGEMENT METHOD	SYSTEM TYPE CODE	QUANTITY MANAGED (TONS)	PERCENTAGE OF QUANTITY	NUMBER OF FACILITIES	PERCENTAGE OF FACILITIES
METALS RECOVERY (FOR REUSE)	M011-M019	1,718	0	2	6
SOLVENTS RECOVERY	M021-M029	64,291	14	6	18
INCINERATION	M041-M049	30,347	7	3	9
FUEL BLENDING	M061-----	60,694	13	6	18
AQUEOUS INORGANIC TREATMENT	M071-M079	73,364	16	4	12
AQUEOUS ORGANIC TREATMENT	M081-M089	31,985	7	3	9
AQUEOUS ORGANIC AND INORGANIC TREATMENT	M091-M099	0	0	1	3
STABILIZATION	M111-M119	87,899	19	3	9
OTHER TREATMENT	M121-M129	33,543	7	3	9
LANDFILL	M132-DISP	72,386	16	2	6
TOTAL		456,228	100	23	100

19 MANAGEMENT METHOD, BY QUANTITY OF RCRA HAZARDOUS WASTE MANAGED, LIMITED TO WASTE RECEIVED FROM OFF SITE, 1991

MANAGEMENT METHOD	SYSTEM TYPE CODE	QUANTITY MANAGED (TONS)	PERCENTAGE OF QUANTITY	NUMBER OF FACILITIES	PERCENTAGE OF FACILITIES
STABILIZATION	M111-M119	87,899	19	3	9
AQUEOUS INORGANIC TREATMENT	M071-M079	73,364	16	4	12
LANDFILL	M132-DISP	72,386	16	2	6
SOLVENTS RECOVERY	M021-M029	64,291	14	6	18
FUEL BLENDING	M061-----	60,694	13	6	18
OTHER TREATMENT	M121-M129	33,543	7	3	9
AQUEOUS ORGANIC TREATMENT	M081-M089	31,985	7	3	9
INCINERATION	M041-M049	30,347	7	3	9
METALS RECOVERY (FOR REUSE)	M011-M019	1,718	0	2	6
AQUEOUS ORGANIC AND INORGANIC TREATMENT	M091-M099	0	0	1	3
TOTAL		456,228	100	23	100

20 MANAGEMENT METHOD AND QUANTITY OF RCRA HAZARDOUS WASTE MANAGED, BY NUMBER OF FACILITIES, LIMITED TO WASTE RECEIVED FROM OFF SITE, 1991

MANAGEMENT METHOD	SYSTEM TYPE CODE	QUANTITY MANAGED (TONS)	PERCENTAGE OF QUANTITY	NUMBER OF FACILITIES	PERCENTAGE OF FACILITIES
SOLVENTS RECOVERY	M021-M029	64,291	14	6	18
FUEL BLENDING	M061-----	60,694	13	6	18
AQUEOUS INORGANIC TREATMENT	M071-M079	73,364	16	4	12
INCINERATION	M041-M049	30,347	7	3	9
AQUEOUS ORGANIC TREATMENT	M081-M089	31,985	7	3	9
STABILIZATION	M111-M119	87,899	19	3	9
OTHER TREATMENT	M121-M129	33,543	7	3	9
METALS RECOVERY (FOR REUSE)	M011-M019	1,718	0	2	6
LANDFILL	M132-DISP	72,386	16	2	6
AQUEOUS ORGANIC AND INORGANIC TREATMENT	M091-M099	0	0	1	3
TOTAL		456,228	100	23	100

NOTE: FACILITIES WITH ONLY STORAGE UNITS ARE EXCLUDED
COLUMNS MAY NOT SUM DUE TO ROUNDING.
COLUMNS MAY NOT SUM TO TOTAL BECAUSE FACILITIES MAY HAVE MULTIPLE HANDLINGS METHODS.

ILLINOIS

1991 IMPORTS AND EXPORTS

21 QUANTITY OF RCRA HAZARDOUS WASTE IMPORTED: 253,369 TONS

22 QUANTITY OF RCRA HAZARDOUS WASTE EXPORTED: 4,585,723 TONS

23 QUANTITY AND PERCENTAGE OF RCRA HAZARDOUS WASTEWATER AND NON-WASTEWATER MANAGEMENT IN 1991

MANAGEMENT TYPE	TONS	PERCENTAGE
WASTEWATER	11,607,028	96
NON-WASTEWATER	475,990	4
TOTAL	12,083,019	100

INDIANA

1991 WASTE GENERATION

1 NUMBER OF RCRA LARGE QUANTITY GENERATORS (LQGS): 671

2 QUANTITY OF RCRA HAZARDOUS WASTE GENERATED: 1,633,861 TONS

3 FIFTY LARGEST RCRA HAZARDOUS WASTE GENERATORS IN THE STATE, 1991

RANK	EPA ID	SITE NAME	CITY	TOTAL GENERATED (TONS)
1	IND003913423	BETHLEHEM STEEL CORPORATION BURNS HARBOR	BURNS HARBOR	401,650
2	IND005421177	INDUSTRIAL PLATING INC	LAFAYETTE	166,570
3	IND006050967	ELI LILLY & CO.-TIPPECANOE LABORATORIES	SHADELAND	129,649
4	IND072040348	ELI LILLY & CO.-CLINTON LABORATORIES	CLINTON	104,582
5	IND093219012	HERITAGE ENVIRONMENTAL SERVICES	INDIANAPOLIS	95,981
6	IND000717959	GENERAL BATTERY CORPORATION/EXIDE	MUNCIE	65,479
7	IND005462601	LTV STEEL COMPANY	EAST CHICAGO	64,654
8	IND078911146	CHEMICAL WASTE MGMT OF INDIANA	FORT WAYNE	56,831
9	IND980590947	INDUSTRIAL FUELS & RESOURCES	SOUTH BEND	50,948
10	IND000816108	UNITED TECHNOLOGIES AUTOMOTIVE	COLUMBIA CITY	41,211
11	IND016584641	MIDWEST STEEL DIVISION	PORTAGE	41,127
12	IND115304594	GMC TRUCK AND BUS GROUP	ROANOKE	39,261
13	IND040289357	DANA CORPORATION PC PRODUCTS DIVISION	HAGERSTOWN	38,280
14	IND000810861	AMOCO OIL COMPANY - LAKEFRONT	WHITING	32,987
15	IND000806851	DELCO ELECTRONICS CORP.-BYPASS	KOKOMO	28,046
16	IND181157009	NUCOR STEEL	CRAWFORDSVILLE	24,090
17	IND006048417	ELI LILLY & CO.	INDIANAPOLIS	15,793
18	IND006376362	GENERAL ELECTRIC COMPANY	MT VERNON	15,348
19	IND087032611	CHRYSLER CORP INDIANAPOLIS FOUNDRY	INDIANAPOLIS	11,706
20	IND000807107	REILLY INDUSTRIES INC	INDIANAPOLIS	9,123
21	IND005460209	MASON CORPORATION	SCHERERVILLE	8,065
22	IND000806935	ELI LILLY & CO	INDIANAPOLIS	8,009
23	IND021299730	NATIONAL PROCESSING CO.	EAST CHICAGO	7,302
24	IND000780403	RECLAIMED ENERGY CO INC	CONNERSVILLE	6,706
25	IND006366819	ALCOA WARRICK OPERATION	NEWBURGH	6,558
26	IND000806836	GM-PLANT 5-ALLISON GAS TURBINE	INDIANAPOLIS	6,402
27	IND009422296	VON DUPRIN INC.	INDIANAPOLIS	6,156
28	IND006417620	THOMSON CONSUMER ELECTRONICS, INC.	MARION	5,957
29	IND984867960	I/N TEK	NEW CARLISLE	5,377
30	IND984900217	JACKSON COUNTY SCHNECK MEMORIAL HOSPITAL	SEYMOUR	5,072
31	IND000718130	REFINED METALS CORP.	BEECH GROVE	5,000
32	IND005159199	INLAND STEEL COMPANY	E CHICAGO	4,989
33	IND005480942	DANA CORPORATION WEATHERHEAD DIVISION	ANGOLA	4,121
34	IND984894527	RECLAIMERS DIVISION OF GROUP DEKKO	KENDALLVILLE	3,751
35	IND067867911	GREENE MANUFACTURING	CONNERSVILLE	3,395
36	IND052959525	GRIPCO FASTENER DIVISION-BLACK & DECKER	MONTPELIER	3,373
37	IND006417430	MARATHON OIL COMPANY INDIANA REFINING	INDIANAPOLIS	2,948
38	IND016354755	ELI LILLY & CO.-DOW ELANCO & CO.	GREENFIELD	2,860
39	IND980502074	OWENS-CORNING FIBERGLASS RCD	VALPARAISO	2,836
40	IND006066377	UNITED TECHNOLOGIES AUTOMOTIVE	UNION CITY	2,352
41	IND980700801	INLAND FISHER GUIDE	ANDERSON	2,244
42	IND006040117	LILLY INDUSTRIES, INC.	INDIANAPOLIS	2,221
43	IND000804781	DANA CORPORATION WEATHERHEAD DIVISION	COLUMBIA CITY	2,213
44	IND041855776	INDIANA STEEL & WIRE COMPANY	MUNCIE	2,173
45	IND005105408	LANDIS & GYR	LAFAYETTE	2,149
46	IND001647460	EXIDE CORPORATION	FRANKFORT	1,965
47	IND005444732	AMG RESOURCES CORPORATION	GARY	1,917
48	IND980503890	HERITAGE ENVIRONMENTAL SERVICES	ROACHDALE	1,841
49	IND005146683	THE FORD METER BOX COMPANY INC	WABASH	1,772
50	IND980503825	GMC DELCO REMY ANDERSON	ANDERSON	1,766
TOTAL				1,554,804

NOTE: STATE MAY HAVE FEWER THAN FIFTY GENERATORS

INDIANA

1991 WASTE GENERATION, CONTINUED

4 QUANTITIES OF WASTE GENERATED IN 1991 THAT WERE

- REPORTED WITH ONLY CHARACTERISTIC WASTE CODES
- REPORTED WITH ONLY LISTED WASTE CODES
- REPORTED WITH BOTH CHARACTERISTIC AND LISTED WASTE CODES

WASTE HAS ONLY CHARACTERISTIC CODES	TONS OF WASTE GENERATED	WASTE HAS ONLY LISTED CODES	TONS OF WASTE GENERATED	WASTE HAS BOTH CHARACTERISTIC AND LISTED CODES	TONS OF WASTE GENERATED
ONLY IGNITABLE	23,430	ONLY AN F CODE	279,558		
ONLY CORROSIVE	47,690	ONLY A K CODE	74,500		
ONLY REACTIVE	550	ONLY A P CODE	12		
ONLY D004-17	351,831	ONLY A U CODE	5,443		
ONLY D018-43	11,399				
HAS MORE THAN ONE CHARACTERISTIC CODE	393,661	HAS MORE THAN ONE LISTED CODE	50		
TOTAL	828,561	TOTAL	359,564	TOTAL CHAR. AND LISTED	445,612

5 QUANTITIES OF WASTE GENERATED IN 1991 THAT WERE MULTIPLY CODED

WASTE HAS ONLY CHARACTERISTIC CODES BUT MORE THAN ONE APPLIES	TONS OF WASTE GENERATED	ONLY LISTED CODES BUT HAS MORE THAN ONE	TONS OF WASTE GENERATED	BOTH CHAR. & LISTED CODES	TONS OF WASTE GENERATED
HAS IGNITABLE CODE	4,205			IGN. W/ AT LEAST 1 LSTD	267,089
HAS CORROSIVE CODE	8,753			CORR. W/ AT LEAST 1 LSTD	93,608
HAS REACTIVE CODE	30			REACT. W/ AT LEAST 1 LSTD	208
HAS D004-D017 CODE	390,418			D004-17 W/ AT LEAST 1 LSTD	71,026
HAS D018-D043 CODE	384,016			D018-43 W/ AT LEAST 1 LSTD	117,219
		HAS AN F CODE	50	F WASTE W/ AT LEAST 1 CHAR	319,490
		HAS A K CODE	12	K WASTE W/ AT LEAST 1 CHAR	125,431
		HAS A P CODE	13	P WASTE W/ AT LEAST 1 CHAR	15
		HAS A U CODE	26	U WASTE W/ AT LEAST 1 CHAR	1,419
TOTAL	393,661	TOTAL	50	TOTAL	445,612

NOTE: COLUMNS DO NOT SUM TO TOTAL BECAUSE A WASTE CODE MAY APPLY TO MORE THAN ONE WASTE.
MIXTURES WITH IGNITABLE, CORROSIVE, REACTIVE, D004-17, AND D018-43 CHARACTERISTIC CODES ALSO MAY CONTAIN OTHER CHARACTERISTIC WASTE CODES.
SIMILARLY, WASTES WITH F,K,P, AND U LISTED CODES MAY HAVE OTHER LISTED WASTE CODES

INDIANA

WASTE MANAGEMENT

6 NUMBER OF RCRA TSD FACILITIES: 102

7 QUANTITY OF RCRA HAZARDOUS WASTE MANAGED: 1,405,359 TONS

8 FIFTY LARGEST RCRA HAZARDOUS WASTE MANAGEMENT FACILITIES, 1991

RANK	EPAID	SITE NAME	CITY	TONS OF WASTE MANAGED
1	IND003913423	BETHLEHEM STEEL CORPORATION BURNS HARBOR	BURNS HARBOR	399,280
2	IND093219012	HERITAGE ENVIRONMENTAL SERVICES	INDIANAPOLIS	183,422
3	IND078911146	CHEMICAL WASTE MGMT OF INDIANA	FORT WAYNE	150,764
4	IND072040348	ELI LILLY & CO.-CLINTON LABORATORIES	CLINTON	126,642
5	IND006050967	ELI LILLY & CO.-TIPPECANOE LABORATORIES	SHADELAND	112,058
6	IND980503890	HERITAGE ENVIRONMENTAL SERVICES	ROACHDALE	85,559
7	IND980590947	INDUSTRIAL FUELS & RESOURCES	SOUTH BEND	66,955
8	IND000717959	GENERAL BATTERY CORPORATION/EXIDE	MUNCIE	57,232
9	IND005081542	ESSROC MATERIALS, INC	LOGANSPORT	46,668
10	IND006419212	LONE STAR INDUSTRIES INC	GREENCASTLE	42,159
11	IND000810861	AMOCO OIL COMPANY - LAKEFRONT	WHITING	31,413
12	IND016584641	MIDWEST STEEL DIVISION	PORTAGE	21,350
13	IND000646943	POLLUTION CONTROL INDUSTRIES OF INDIANA	EAST CHICAGO	15,951
14	IND006376362	GENERAL ELECTRIC COMPANY	MT VERNON	14,636
15	IND984866541	AVGANIC INDUSTRIES INC	TERRE HAUTE	13,380
16	IND000780403	RECLAIMED ENERGY CO INC	CONNERSVILLE	12,349
17	IND001859032	RHONE-POULENC BASIC CHEMICALS CO.	HAMMOND	6,994
18	IND000807107	REILLY INDUSTRIES INC	INDIANAPOLIS	6,994
19	IND980502074	OWENS-CORNING FIBERGLASS RCD	VALPARAISO	2,832
20	IND005105408	LANDIS & GYR	LAFAYETTE	2,085
21	IND000718130	REFINED METALS CORP.	BEECH GROVE	2,060
22	IND006420699	FORD ELECTRONICS & REFRIGERATION CORP	CONNERSVILLE	1,591
23	IND016621476	ASHLAND CHEMICAL, INC.	SOUTH BEND	820
24	IND085616837	DETREX CORP SOLVENTS & ENVIRONMENTAL SER	INDIANAPOLIS	576
25	IND005173471	HARRISON STEEL CASTINGS COMPANY	ATTICA	488
26	IN9210020443	US ARMY IND ARMY AMMO PLT	CHARLESTOWN	315
27	IND092039759	FULLER O'BRIEN PAINTS	SOUTH BEND	263
28	IND098958283	CONSOLIDATED RECYCLING CO INC	TROY	258
29	IND980501936	HERMASEAL COMPANY	ELKHART	135
30	IND000199653	QUEMETCO INC	INDIANAPOLIS	36
31	IND016477036	CTS CORPORATION MICROELECTRONIC DIVISION	WEST LAFAYETTE	25
32	IND064717291	RANCH FIBERGLASS	ELKHART	22
33	IND981528631	SPECTRONICS INC	EVANSVILLE	19
34	IN5210020454	US ARMY JEFFERSON PROVING GROUND	MADISON	19
35	IND098139900	LIN - EL, INC.	MOORESVILLE	9
36	IND980614051	STANDARD FUSEE CORPORATION	PERU	0
37	IND006421143	SOMMER METALCRAFT CORPORATION	CRAWFORDSVILLE	0
TOTAL				1,405,359

NOTE: STATE MAY HAVE FEWER THAN FIFTY FACILITIES THAT MANAGED WASTES.
WASTE ONLY MANAGED BY STORAGE IS NOT INCLUDED.

INDIANA

WASTE MANAGEMENT, CONTINUED

9 QUANTITY OF RCRA HAZARDOUS WASTE MANAGED BY MANAGEMENT METHOD, 1991

MANAGEMENT METHOD	SYSTEM TYPE CODE	QUANTITY MANAGED (TONS)	PERCENTAGE OF QUANTITY	NUMBER OF FACILITIES	PERCENTAGE OF FACILITIES
METALS RECOVERY (FOR REUSE)	M011-M019	59,984	4	5	8
SOLVENTS RECOVERY	M021-M029	29,830	2	12	20
OTHER RECOVERY	M031-M039	40,088	3	2	3
INCINERATION	M041-M049	221,037	16	7	12
ENERGY RECOVERY (REUSE AS FUEL)	M051-M059	75,294	5	5	8
FUEL BLENDING	M061-----	154,699	11	8	13
AQUEOUS INORGANIC TREATMENT	M071-M079	234,216	17	6	10
AQUEOUS ORGANIC TREATMENT	M081-M089	1,250	0	1	2
SLUDGE TREATMENT	M101-M109	1,581	0	2	3
STABILIZATION	M111-M119	53,787	4	2	3
OTHER TREATMENT	M121-M129	20,600	1	5	8
LANDFILL	M132-DISP	109,863	8	3	5
DEEPWELL / UNDERGROUND INJECTION	M134-DISP	403,130	29	2	3
TOTAL		1,405,359	100	37	100

10 MANAGEMENT METHOD, BY QUANTITY OF RCRA HAZARDOUS WASTE MANAGED, 1991

MANAGEMENT METHOD	SYSTEM TYPE CODE	QUANTITY MANAGED (TONS)	PERCENTAGE OF QUANTITY	NUMBER OF FACILITIES	PERCENTAGE OF FACILITIES
DEEPWELL / UNDERGROUND INJECTION	M134-DISP	403,130	29	2	3
AQUEOUS INORGANIC TREATMENT	M071-M079	234,216	17	6	10
INCINERATION	M041-M049	221,037	16	7	12
FUEL BLENDING	M061-----	154,699	11	8	13
LANDFILL	M132-DISP	109,863	8	3	5
ENERGY RECOVERY (REUSE AS FUEL)	M051-M059	75,294	5	5	8
METALS RECOVERY (FOR REUSE)	M011-M019	59,984	4	5	8
STABILIZATION	M111-M119	53,787	4	2	3
OTHER RECOVERY	M031-M039	40,088	3	2	3
SOLVENTS RECOVERY	M021-M029	29,830	2	12	20
OTHER TREATMENT	M121-M129	20,600	1	5	8
SLUDGE TREATMENT	M101-M109	1,581	0	2	3
AQUEOUS ORGANIC TREATMENT	M081-M089	1,250	0	1	2
TOTAL		1,405,359	100	37	100

11 MANAGEMENT METHOD AND QUANTITY OF RCRA HAZARDOUS WASTE MANAGED BY NUMBER OF FACILITIES, 1991

MANAGEMENT METHOD	SYSTEM TYPE CODE	QUANTITY MANAGED (TONS)	PERCENTAGE OF QUANTITY	NUMBER OF FACILITIES	PERCENTAGE OF FACILITIES
SOLVENTS RECOVERY	M021-M029	29,830	2	12	20
FUEL BLENDING	M061-----	154,699	11	8	13
INCINERATION	M041-M049	221,037	16	7	12
AQUEOUS INORGANIC TREATMENT	M071-M079	234,216	17	6	10
METALS RECOVERY (FOR REUSE)	M011-M019	59,984	4	5	8
ENERGY RECOVERY (REUSE AS FUEL)	M051-M059	75,294	5	5	8
OTHER TREATMENT	M121-M129	20,600	1	5	8
LANDFILL	M132-DISP	109,863	8	3	5
OTHER RECOVERY	M031-M039	40,088	3	2	3
SLUDGE TREATMENT	M101-M109	1,581	0	2	3
STABILIZATION	M111-M119	53,787	4	2	3
DEEPWELL / UNDERGROUND INJECTION	M134-DISP	403,130	29	2	3
AQUEOUS ORGANIC TREATMENT	M081-M089	1,250	0	1	2
TOTAL		1,405,359	100	37	100

NOTE: FACILITIES WITH ONLY STORAGE UNITS ARE EXCLUDED.
COLUMNS MAY NOT SUM DUE TO ROUNDING.
COLUMNS MAY NOT SUM TO TOTAL BECAUSE FACILITIES MAY HAVE MULTIPLE HANDLINGS METHODS.

INDIANA

1991 WASTE SHIPMENTS

12 NUMBER OF RCRA HAZARDOUS WASTE SHIPPERS: 667

13 QUANTITY OF RCRA HAZARDOUS WASTE SHIPPED: 617,063 TONS

14 FIFTY LARGEST RCRA HAZARDOUS WASTE SHIPPERS, 1991

RANK	EPA ID	SITE NAME	CITY	QUANTITY SHIPPED (TONS)
1	IND093219012	HERITAGE ENVIRONMENTAL SERVICES	INDIANAPOLIS	96,013
2	IND005462601	LTV STEEL COMPANY	EAST CHICAGO	64,654
3	IND078911146	CHEMICAL WASTE MGMT OF INDIANA	FORT WAYNE	56,631
4	IND040289357	DANA CORPORATION PC PRODUCTS DIVISION	HAGERSTOWN	38,280
5	IND006050967	ELI LILLY & CO.-TIPPECANOE LABORATORIES	SHADELAND	27,503
6	IND000806851	DELCO ELECTRONICS CORP.-BYPASS	KOKOMO	27,081
7	IND980590947	INDUSTRIAL FUELS & RESOURCES	SOUTH BEND	25,474
8	IND181157009	NUCOR STEEL	CRAWFORDSVILLE	24,090
9	IND016584641	MIDWEST STEEL DIVISION	PORTAGE	19,777
10	IND000646943	POLLUTION CONTROL INDUSTRIES OF INDIANA	EAST CHICAGO	17,442
11	IND006048417	ELI LILLY & CO.	INDIANAPOLIS	15,793
12	IND072040348	ELI LILLY & CO.-CLINTON LABORATORIES	CLINTON	13,527
13	IND087032611	CHRYSLER CORP INDIANAPOLIS FOUNDRY	INDIANAPOLIS	11,710
14	IND005460209	MASON CORPORATION	SCHERERVILLE	8,065
15	IND000806935	ELI LILLY & CO	INDIANAPOLIS	8,009
16	IND021299730	NATIONAL PROCESSING CO.	EAST CHICAGO	7,302
17	IND000780403	RECLAIMED ENERGY CO INC	CONNERSVILLE	7,154
18	IND006366819	ALCOA WARRICK OPERATION	NEWBURGH	6,558
19	IND000806836	GM-PLANT 5-ALLISON GAS TURBINE	INDIANAPOLIS	6,402
20	IND006417620	THOMSON CONSUMER ELECTRONICS, INC.	MARION	5,943
21	IND984900217	JACKSON COUNTY SCHNECK MEMORIAL HOSPITAL	SEYMOUR	5,071
22	IND005159199	INLAND STEEL COMPANY	E CHICAGO	4,701
23	IND000717959	GENERAL BATTERY CORPORATION/EXIDE	MUNCIE	4,683
24	IND067867911	GREENE MANUFACTURING	CONNERSVILLE	3,398
25	IND006417430	MARATHON OIL COMPANY INDIANA REFINING	INDIANAPOLIS	2,948
26	IND016354755	ELI LILLY & CO.-DOW ELANCO & CO.	GREENFIELD	2,860
27	IND003913423	BETHLEHEM STEEL CORPORATION BURNS HARBOR	BURNS HARBOR	2,370
28	IND006066377	UNITED TECHNOLOGIES AUTOMOTIVE	UNION CITY	2,352
29	IND980700801	INLAND FISHER GUIDE	ANDERSON	2,284
30	IND000714428	SAFETY-KLEEN CORP.	PORTAGE	2,121
31	IND077042034	BRESLUBE USA INC	EAST CHICAGO	2,071
32	IND001647460	EXIDE CORPORATION	FRANKFORT	2,065
33	IND005444732	AMG RESOURCES CORPORATION	GARY	1,917
34	IND980503890	HERITAGE ENVIRONMENTAL SERVICES	ROACHDALE	1,841
35	IND980503825	GMC DELCO REMY ANDERSON	ANDERSON	1,766
36	IND005081955	GLOBE VALVE CORPORATION	DELPHI	1,643
37	IND005212808	GREAT LAKES CHEMICAL CORPORATION	WEST LAFAYETTE	1,578
38	IND000810861	AMOCO OIL COMPANY - LAKEFRONT	WHITING	1,574
39	IND078904729	PHELPS DODGE MAGNET WIRE CO.	FORT WAYNE	1,512
40	IND093220861	AVESTA INC	NEW CASTLE	1,347
41	IND984866343	CSX TRANSPORTATION, INC.	BLOOMINGTON	1,347
42	IND016393555	CARRIER CORPORATION	INDIANAPOLIS	1,278
43	IND006413348	GM CORPORATION ALLISON TRANSMISSION	INDIANAPOLIS	1,277
44	IND061560223	PPG INDUSTRIES, INC.	EVANSVILLE	1,240
45	IND005447537	SLATER STEELS FT WAYNE SPEC. ALLOYS DIV.	FORT WAYNE	1,228
46	IND000715573	COPELAND CORPORATION	RUSHVILLE	1,225
47	IND079583720	GMC- TRUCK & BUS GROUP	INDIANAPOLIS	1,210
48	IND006040117	LILLY INDUSTRIES, INC.	INDIANAPOLIS	1,195
49	IND098138936	DELTA FAUCET CO	GREENSBURG	1,187
50	IND984866954	BIG FOUR METALS, INC.	INDIANAPOLIS	1,108
TOTAL				549,804

NOTES: COLUMNS MAY NOT SUM DUE TO ROUNDING.
STATE MAY HAVE FEWER THAN FIFTY SHIPPERS.

INDIANA

1991 WASTE RECEIPTS

15 NUMBER OF RCRA HAZARDOUS WASTE RECEIVERS: 34

16 QUANTITY OF RCRA HAZARDOUS WASTE RECEIVED: 540,210 TONS

17 FIFTY LARGEST RCRA HAZARDOUS WASTE RECEIVERS, 1991

RANK	EPA ID	SITE NAME	CITY	QUANTITY RECEIVED (TONS)
1	IND078911146	CHEMICAL WASTE MGMT OF INDIANA	FORT WAYNE	150,564
2	IND093219012	HERITAGE ENVIRONMENTAL SERVICES	INDIANAPOLIS	92,211
3	IND980503890	HERITAGE ENVIRONMENTAL SERVICES	ROACHDALE	85,559
4	IND005081542	ESSROC MATERIALS, INC	LOGANSPORT	46,668
5	IND006419212	LONE STAR INDUSTRIES INC	GREENCASTLE	42,159
6	IND072040348	ELI LILLY & CO.-CLINTON LABORATORIES	CLINTON	35,852
7	IND000646943	POLLUTION CONTROL INDUSTRIES OF INDIANA	EAST CHICAGO	16,149
8	IND980590947	INDUSTRIAL FUELS & RESOURCES	SOUTH BEND	16,007
9	IND984866541	AVGANIC INDUSTRIES INC	TERRE HAUTE	13,553
10	IND000780403	RECLAIMED ENERGY CO INC	CONNERSVILLE	12,531
11	IND006050967	ELI LILLY & CO.-TIPPECANOE LABORATORIES	SHADELAND	7,614
12	IND001859032	RHONE-POULENC BASIC CHEMICALS CO.	HAMMOND	6,994
13	IND000717959	GENERAL BATTERY CORPORATION/EXIDE	MUNCIE	3,436
14	IND077042034	BRESLUBE USA INC	EAST CHICAGO	2,203
15	IND000718130	REFINED METALS CORP.	BEECH GROVE	2,060
16	IND000714428	SAFETY-KLEEN CORP.	PORTAGE	1,799
17	IND000715474	SAFETY-KLEEN CORP.	SOUTH BEND	895
18	IND016621476	ASHLAND CHEMICAL, INC.	SOUTH BEND	820
19	IND000715466	SAFETY-KLEEN CORP.	FT WAYNE	655
20	IND000815894	SAFETY KLEEN CORPORATION	EVANSVILLE	638
21	IND085616837	DETREX CORP SOLVENTS & ENVIRONMENTAL SER	INDIANAPOLIS	576
22	IND040295347	VAN WATERS & ROGERS INC.	INDIANAPOLIS	304
23	IND006421325	ELI LILLY & CO.-MATERIALS CENTER	INDIANAPOLIS	303
24	IND098958283	CONSOLIDATED RECYCLING CO INC	TROY	258
25	IND000815886	SAFETY-KLEEN CORP.	INDIANAPOLIS	169
26	IND000806851	DELCO ELECTRONICS CORP.-BYPASS	KOKOMO	94
27	IND000781609	HICKSON CORPORATION	VALPARAISO	41
28	IND000199653	QUEMETCO INC	INDIANAPOLIS	36
29	IND000815423	INDIANA UNIVERSITY SHOWERS WAREHOUSE	BLOOMINGTON	21
30	IND016627333	VAN WATERS & ROGERS INC	SOUTH BEND	18
31	IND005068705	MILES INC. - MYRTLE STREET	ELKHART	14
32	IND000810861	AMOCO OIL COMPANY - LAKEFRONT	WHITING	5
33	IND980503825	GMC DELCO REMY ANDERSON	ANDERSON	2
34	IN4210090003	US ARMY SOLDIER SUPPORT CTR/DEFENSE	FORT BENJAMIN HARRISON	2
TOTAL				540,210

NOTES: COLUMNS MAY NOT SUM DUE TO ROUNDING.
STATE MAY HAVE FEWER THAN FIFTY FACILITIES THAT RECEIVED WASTE.

INDIANA

1991 WASTE RECEIPTS, CONTINUED

18 QUANTITY OF RCRA HAZARDOUS WASTE MANAGED, BY MANAGEMENT METHOD, LIMITED TO WASTE RECEIVED FROM OFF SITE, 1991

MANAGEMENT METHOD	SYSTEM TYPE CODE	QUANTITY MANAGED (TONS)	PERCENTAGE OF QUANTITY	NUMBER OF FACILITIES	PERCENTAGE OF FACILITIES
METALS RECOVERY (FOR REUSE)	M011-M019	5,532	1	3	8
SOLVENTS RECOVERY	M021-M029	29,081	6	7	19
OTHER RECOVERY	M031-M039	8	0	1	3
INCINERATION	M041-M049	25,661	5	4	11
ENERGY RECOVERY (REUSE AS FUEL)	M051-M059	53,664	10	3	8
FUEL BLENDING	M061-----	93,527	18	7	19
AQUEOUS INORGANIC TREATMENT	M071-M079	146,552	28	3	8
AQUEOUS ORGANIC TREATMENT	M081-M089	1,250	0	1	3
SLUDGE TREATMENT	M101-M109	1	0	1	3
STABILIZATION	M111-M119	53,587	10	2	5
OTHER TREATMENT	M121-M129	20,284	4	3	8
LANDFILL	M132-DISP	97,027	18	2	5
TOTAL		526,175	100	18	100

19 MANAGEMENT METHOD, BY QUANTITY OF RCRA HAZARDOUS WASTE MANAGED, LIMITED TO WASTE RECEIVED FROM OFF SITE, 1991

MANAGEMENT METHOD	SYSTEM TYPE CODE	QUANTITY MANAGED (TONS)	PERCENTAGE OF QUANTITY	NUMBER OF FACILITIES	PERCENTAGE OF FACILITIES
AQUEOUS INORGANIC TREATMENT	M071-M079	146,552	28	3	8
LANDFILL	M132-DISP	97,027	18	2	5
FUEL BLENDING	M061-----	93,527	18	7	19
ENERGY RECOVERY (REUSE AS FUEL)	M051-M059	53,664	10	3	8
STABILIZATION	M111-M119	53,587	10	2	5
SOLVENTS RECOVERY	M021-M029	29,081	6	7	19
INCINERATION	M041-M049	25,661	5	4	11
OTHER TREATMENT	M121-M129	20,284	4	3	8
METALS RECOVERY (FOR REUSE)	M011-M019	5,532	1	3	8
AQUEOUS ORGANIC TREATMENT	M081-M089	1,250	0	1	3
OTHER RECOVERY	M031-M039	8	0	1	3
SLUDGE TREATMENT	M101-M109	1	0	1	3
TOTAL		526,175	100	18	100

NOTE: FACILITIES WITH ONLY STORAGE UNITS ARE EXCLUDED
COLUMNS MAY NOT SUM DUE TO ROUNDING.
COLUMNS MAY NOT SUM TO TOTAL BECAUSE FACILITIES MAY HAVE MULTIPLE HANDLINGS METHODS.

INDIANA

1991 WASTE RECEIPTS, CONTINUED

20 MANAGEMENT METHOD AND QUANTITY OF RCRA HAZARDOUS WASTE MANAGED, BY NUMBER OF FACILITIES, LIMITED TO WASTE RECEIVED FROM OFF SITE, 1991

MANAGEMENT METHOD	SYSTEM TYPE CODE	QUANTITY MANAGED (TONS)	PERCENTAGE OF QUANTITY	NUMBER OF FACILITIES	PERCENTAGE OF FACILITIES
SOLVENTS RECOVERY	M021-M029	29,081	6	7	19
FUEL BLENDING	M061-----	93,527	18	7	19
INCINERATION	M041-M049	25,661	5	4	11
METALS RECOVERY (FOR REUSE)	M011-M019	5,532	1	3	8
ENERGY RECOVERY (REUSE AS FUEL)	M051-M059	53,664	10	3	8
AQUEOUS INORGANIC TREATMENT	M071-M079	146,552	28	3	8
OTHER TREATMENT	M121-M129	20,284	4	3	8
STABILIZATION	M111-M119	53,587	10	2	5
LANDFILL	M132-DISP	97,027	18	2	5
OTHER RECOVERY	M031-M039	8	0	1	3
AQUEOUS ORGANIC TREATMENT	M081-M089	1,250	0	1	3
SLUDGE TREATMENT	M101-M109	1	0	1	3
TOTAL		526,175	100	18	100

NOTE: FACILITIES WITH ONLY STORAGE UNITS ARE EXCLUDED
COLUMNS MAY NOT SUM DUE TO ROUNDING.
COLUMNS MAY NOT SUM TO TOTAL BECAUSE FACILITIES MAY HAVE MULTIPLE HANDLINGS METHODS.

INDIANA

1991 IMPORTS AND EXPORTS

21 QUANTITY OF RCRA HAZARDOUS WASTE IMPORTED: 286,457 TONS

22 QUANTITY OF RCRA HAZARDOUS WASTE EXPORTED: 4,585,723 TONS

23 QUANTITY AND PERCENTAGE OF RCRA HAZARDOUS WASTEWATER AND NON-WASTEWATER MANAGEMENT IN 1991

MANAGEMENT TYPE	TONS	PERCENTAGE
WASTEWATER	806,903	57
NON-WASTEWATER	598,456	43
TOTAL	1,405,359	100

IOWA

1991 WASTE GENERATION

1 NUMBER OF RCRA LARGE QUANTITY GENERATORS (LQGS): 155

2 QUANTITY OF RCRA HAZARDOUS WASTE GENERATED: 126,218 TONS

3 FIFTY LARGEST RCRA HAZARDOUS WASTE GENERATORS IN THE STATE, 1991

RANK	EPA ID	SITE NAME	CITY	TOTAL GENERATED (TONS)
1	IAD000805143	CHAMPION SPARK PLUG COMPANY	BURLINGTON	68,388
2	IAD984591891	SALSBURY CHEMICALS, INC.	CHARLES CITY	15,716
3	IAD005289806	JOHN DEERE WATERLOO WORKS WESTFIELD AVE	WATERLOO	7,280
4	IAD096524087	HORMEL, GEO. A. & CO	DAVENPORT	6,512
5	IAD005272398	E.I. DUPONT DENEMOURS & CO.	FORT MADISON	3,616
6	IAD005273594	MONSANTO COMPANY	MUSCATINE	3,531
7	IAD000805168	JOHN DEERE WATERLOO WORKS	WATERLOO	2,911
8	IAD045372836	QUANTUM CHEMICAL CORP U.S.I. DIVISION	CLINTON	2,341
9	IAD005275540	SOLVAY ANIMAL HEALTH, INC.	CHARLES CITY	2,077
10	IAP000000912	COOPER INDUSTRIES, INC.-MCGRAW EDISON CO	CENTERVILLE	1,194
11	IAD000670067	UNISYS	CLEAR LAKE	1,140
12	IAD065205056	ROCKWELL INTERNATIONAL	CEDAR RAPIDS	957
13	IAD075846824	3M COMPANY KNOXVILLE	KNOXVILLE	726
14	IAD000223354	NORTH STAR STEEL IOWA	WILTON	437
15	IAD069624500	JOHN DEERE DES MOINES WORKS	ANKENY	410
16	IAD007276728	VOGEL PAINT AND WAX CO., INC.	ORANGE CITY	383
17	IAD022047112	CRYOVAC DIV. W.R. GRACE	CEDAR RAPIDS	323
18	IAD005278502	ROLSCREEN COMPANY	PELLA	319
19	IAD981504780	SIOUXLAND GALVANIZING CORP	SIOUX CITY	306
20	IAD069619765	GENERAL BATTERY CORP.	MANCHESTER	275
21	IAD050691617	H.P. SMITH INCORPORATED	IOWA CITY	275
22	IAD005270160	ALUMINUM CO. OF AMERICA	RIVERDALE	271
23	IAT200010098	IOWA PAINT MFG CO INC	DES MOINES	264
24	IAD073478166	MERCY HOSPITAL MEDICAL CENTER	DES MOINES	260
25	IAD005300751	WINNEBAGO INDUSTRIES	FOREST CITY	252
26	IAT200011096	WELLBORN INDUSTRIES, INC.	MASON CITY	195
27	IAD096526108	GLACIER VANDERVELL INC.	ATLANTIC	194
28	IAD000830018	DEXTER COMPANY	FAIRFIELD	189
29	IAD000678243	PHILLIPS PIPE LINE COMPANY	BETTENDORF	182
30	IAD073489288	NORPLEX OAK INC. ALLIED SIGNAL INC.	POSTVILLE	172
31	IAD981506298	PURETHANE INC	WEST BRANCH	168
32	IAD006537237	UNITED TECHNOLOGIES AUTOMOTIVE	IOWA CITY	164
33	IAD005268115	INTERNATIONAL PAPER	CLINTON	156
34	IAD005145941	CLOW VALVE CO.--NEW FOUNDRY	OSKALOOSA	153
35	IAD040610529	GRIFFIN WHEEL KEOKUK PLANT	KEOKUK	143
36	IAD096515440	MODINE MANUFACTURING COMPANY, INC.	WASHINGTON	140
37	IAD981702673	ROCKWELL INTERNATIONAL CORALVILLE OPER.	CORALVILLE	137
38	IAD005285689	MAYTAG COMPANY, PLANT #2	NEWTON	130
39	IAD040611121	YOUNG RADIATOR	CENTERVILLE	130
40	IAP000000915	COOPER INDUSTRIES, INC.-MCGRAW	CENTERVILLE	124
41	IAD005269527	JOHN DEERE DUBUQUE WORKS	DUBUQUE	120
42	IAD065202368	THOMAS & BETTS CORPORATION	IOWA CITY	118
43	IAD000610436	AMANA REFRIGERATION	AMANA	108
44	IAD005264338	NICHOLS ALUMINUM	DAVENPORT	106
45	IAD000688549	AMOCO OIL CO.	OTTUMWA	93
46	IAD005173992	CHEVRON CHEMICAL CO. DEICING TECHNOLOGY	FORT MADISON	92
47	IAD980688717	A.Y. MCDONALD MFG. CO.	DUBUQUE	92
48	IAD089570063	BARTON SOLVENTS, INC.	COUNCIL BLUFFS	79
49	IAD073489726	JOHN DEERE DAVENPORT WORKS	DAVENPORT	76
50	IAD000688556	AMOCO OIL DUBUQUE TERMINAL	DUBUQUE	72
TOTAL				123,494

NOTE: STATE MAY HAVE FEWER THAN FIFTY GENERATORS

IOWA

1991 WASTE GENERATION, CONTINUED

4 QUANTITIES OF WASTE GENERATED IN 1991 THAT WERE

- REPORTED WITH ONLY CHARACTERISTIC WASTE CODES
- REPORTED WITH ONLY LISTED WASTE CODES
- REPORTED WITH BOTH CHARACTERISTIC AND LISTED WASTE CODES

WASTE HAS ONLY CHARACTERISTIC CODES	TONS OF WASTE GENERATED	WASTE HAS ONLY LISTED CODES	TONS OF WASTE GENERATED	WASTE HAS BOTH CHARACTERISTIC AND LISTED CODES	TONS OF WASTE GENERATED
ONLY IGNITABLE	4,831	ONLY AN F CODE	5,601		
ONLY CORROSIVE	7,310	ONLY A K CODE	756		
ONLY REACTIVE	47	ONLY A P CODE	276		
ONLY D004-17	80,455	ONLY A U CODE	105		
ONLY D018-43	494				
HAS MORE THAN ONE CHARACTERISTIC CODE	5,197	HAS MORE THAN ONE LISTED CODE	9		
TOTAL	98,335	TOTAL	6,747	TOTAL CHAR. AND LISTED	21,131

5 QUANTITIES OF WASTE GENERATED IN 1991 THAT WERE MULTIPLY CODED

WASTE HAS ONLY CHARACTERISTIC CODES BUT MORE THAN ONE APPLIES	TONS OF WASTE GENERATED	ONLY LISTED CODES BUT HAS MORE THAN ONE	TONS OF WASTE GENERATED	BOTH CHAR. & LISTED CODES	TONS OF WASTE GENERATED
HAS IGNITABLE CODE	3,905			IGN. W/ AT LEAST 1 LSTD	3,865
HAS CORROSIVE CODE	4,334			CORR. W/ AT LEAST 1 LSTD	25
HAS REACTIVE CODE	2,907			REACT. W/ AT LEAST 1 LSTD	8
HAS D004-D017 CODE	4,382			D004-17 W/ AT LEAST 1 LSTD	18,988
HAS D018-D043 CODE	3,631			D018-43 W/ AT LEAST 1 LSTD	3,126
		HAS AN F CODE	9	F WASTE W/ AT LEAST 1 CHAR	4,825
		HAS A K CODE	7	K WASTE W/ AT LEAST 1 CHAR	16,294
		HAS A P CODE	0	P WASTE W/ AT LEAST 1 CHAR	4
		HAS A U CODE	2	U WASTE W/ AT LEAST 1 CHAR	11
TOTAL	5,197	TOTAL	9	TOTAL	21,131

NOTE: COLUMNS DO NOT SUM TO TOTAL BECAUSE A WASTE CODE MAY APPLY TO MORE THAN ONE WASTE.
MIXTURES WITH IGNITABLE, CORROSIVE, REACTIVE, D004-17, AND D018-43 CHARACTERISTIC CODES ALSO MAY CONTAIN OTHER CHARACTERISTIC WASTE CODES.
SIMILARLY, WASTES WITH F,K,P, AND U LISTED CODES MAY HAVE OTHER LISTED WASTE CODES

IOWA

WASTE MANAGEMENT

6 NUMBER OF RCRA TSD FACILITIES: 30

7 QUANTITY OF RCRA HAZARDOUS WASTE MANAGED: 83,336 TONS

8 FIFTY LARGEST RCRA HAZARDOUS WASTE MANAGEMENT FACILITIES, 1991

RANK	EPAID	SITE NAME	CITY	TONS OF WASTE MANAGED
1	IAD000805143	CHAMPION SPARK PLUG COMPANY	BURLINGTON	67,807
2	IAD005289806	JOHN DEERE WATERLOO WORKS WESTFIELD AVE	WATERLOO	11,004
3	IAD005273594	MONSANTO COMPANY	MUSCATINE	3,403
4	IAD000805168	JOHN DEERE WATERLOO WORKS	WATERLOO	978
5	IAT200010098	IOWA PAINT MFG CO INC	DES MOINES	133
6	IA7213820445	IOWA ARMY AMMUNITION PLANT	MIDDLETOWN	9
7	IAT200010924	THE UNIVERSITY OF IOWA	OAKDALE	4
TOTAL				83,336

NOTE: STATE MAY HAVE FEWER THAN FIFTY FACILITIES THAT MANAGED WASTES.
WASTE ONLY MANAGED BY STORAGE IS NOT INCLUDED.

IOWA

WASTE MANAGEMENT, CONTINUED

9 QUANTITY OF RCRA HAZARDOUS WASTE MANAGED BY MANAGEMENT METHOD, 1991

MANAGEMENT METHOD	SYSTEM TYPE CODE	QUANTITY MANAGED (TONS)	PERCENTAGE OF QUANTITY	NUMBER OF FACILITIES	PERCENTAGE OF FACILITIES
SOLVENTS RECOVERY	M021-M029	130	0	1	11
INCINERATION	M041-M049	3,409	4	2	22
FUEL BLENDING	M061-----	3	0	1	11
AQUEOUS INORGANIC TREATMENT	M071-M079	68,784	83	2	22
SLUDGE TREATMENT	M101-M109	3	0	1	11
OTHER TREATMENT	M121-M129	11,008	13	2	22
TOTAL		83,336	100	7	100

10 MANAGEMENT METHOD, BY QUANTITY OF RCRA HAZARDOUS WASTE MANAGED, 1991

MANAGEMENT METHOD	SYSTEM TYPE CODE	QUANTITY MANAGED (TONS)	PERCENTAGE OF QUANTITY	NUMBER OF FACILITIES	PERCENTAGE OF FACILITIES
AQUEOUS INORGANIC TREATMENT	M071-M079	68,784	83	2	22
OTHER TREATMENT	M121-M129	11,008	13	2	22
INCINERATION	M041-M049	3,409	4	2	22
SOLVENTS RECOVERY	M021-M029	130	0	1	11
FUEL BLENDING	M061-----	3	0	1	11
SLUDGE TREATMENT	M101-M109	3	0	1	11
TOTAL		83,336	100	7	100

11 MANAGEMENT METHOD AND QUANTITY OF RCRA HAZARDOUS WASTE MANAGED BY NUMBER OF FACILITIES, 1991

MANAGEMENT METHOD	SYSTEM TYPE CODE	QUANTITY MANAGED (TONS)	PERCENTAGE OF QUANTITY	NUMBER OF FACILITIES	PERCENTAGE OF FACILITIES
INCINERATION	M041-M049	3,409	4	2	22
AQUEOUS INORGANIC TREATMENT	M071-M079	68,784	83	2	22
OTHER TREATMENT	M121-M129	11,008	13	2	22
SOLVENTS RECOVERY	M021-M029	130	0	1	11
FUEL BLENDING	M061-----	3	0	1	11
SLUDGE TREATMENT	M101-M109	3	0	1	11
TOTAL		83,336	100	7	100

NOTE: FACILITIES WITH ONLY STORAGE UNITS ARE EXCLUDED.
COLUMNS MAY NOT SUM DUE TO ROUNDING.
COLUMNS MAY NOT SUM TO TOTAL BECAUSE FACILITIES MAY HAVE MULTIPLE HANDLINGS METHODS.

IOWA

1991 WASTE SHIPMENTS

12 NUMBER OF RCRA HAZARDOUS WASTE SHIPPERS: 153

13 QUANTITY OF RCRA HAZARDOUS WASTE SHIPPED: 24,540 TONS

14 FIFTY LARGEST RCRA HAZARDOUS WASTE SHIPPERS, 1991

RANK	EPA ID	SITE NAME	CITY	QUANTITY SHIPPED (TONS)
1	IAD005272398	E.I. DUPONT DENEMOURS & CO.	FORT MADISON	3,891
2	IAD045372836	QUANTUM CHEMICAL CORP U.S.I. DIVISION	CLINTON	2,363
3	IAD005275540	SOLVAY ANIMAL HEALTH, INC.	CHARLES CITY	2,132
4	IAD984591891	SALSBURY CHEMICALS, INC.	CHARLES CITY	1,968
5	IAD000805168	JOHN DEERE WATERLOO WORKS	WATERLOO	1,928
6	IAP000000912	COOPER INDUSTRIES, INC.-MCGRAW EDISON CO	CENTERVILLE	1,194
7	IAD075846824	3M COMPANY KNOXVILLE	KNOXVILLE	718
8	IAD000805143	CHAMPION SPARK PLUG COMPANY	BURLINGTON	581
9	IAD065205056	ROCKWELL INTERNATIONAL	CEDAR RAPIDS	545
10	IAD000223354	NORTH STAR STEEL IOWA	WILTON	437
11	IAD069624500	JOHN DEERE DES MOINES WORKS	ANKENY	410
12	IAD007276728	VOGEL PAINT AND WAX CO., INC.	ORANGE CITY	383
13	IAD022047112	CRYOVAC DIV. W.R. GRACE	CEDAR RAPIDS	323
14	IAD981504780	SIOUXLAND GALVANIZING CORP	SIOUX CITY	293
15	IAD005278502	ROLSCREEN COMPANY	PELLA	290
16	IAD069619765	GENERAL BATTERY CORP.	MANCHESTER	275
17	IAD050691617	H.P. SMITH INCORPORATED	IOWA CITY	275
18	IAD005300751	WINNEBAGO INDUSTRIES	FOREST CITY	252
19	IAD005270160	ALUMINUM CO. OF AMERICA	RIVERDALE	249
20	IAD096526108	GLACIER VANDERVELL INC.	ATLANTIC	194
21	IAD000830018	DEXTER COMPANY	FAIRFIELD	189
22	IAD000678243	PHILLIPS PIPE LINE COMPANY	BETTENDORF	182
23	IAT200011096	WELLBORN INDUSTRIES, INC.	MASON CITY	168
24	IAD981506298	PURETHANE INC	WEST BRANCH	168
25	IAD006537237	UNITED TECHNOLOGIES AUTOMOTIVE	IOWA CITY	160
26	IAD005145941	CLOW VALVE CO.--NEW FOUNDRY	OSKALOOSA	153
27	IAD005268115	INTERNATIONAL PAPER	CLINTON	145
28	IAD005285689	MAYTAG COMPANY, PLANT #2	NEWTON	144
29	IAD040610529	GRIFFIN WHEEL KEOKUK PLANT	KEOKUK	143
30	IAD096515440	MODINE MANUFACTURING COMPANY, INC.	WASHINGTON	140
31	IAD040611121	YOUNG RADIATOR	CENTERVILLE	130
32	IAT200010098	IOWA PAINT MFG CO INC	DES MOINES	129
33	IAD005273594	MONSANTO COMPANY	MUSCATINE	126
34	IAP000000915	COOPER INDUSTRIES, INC.-MCGRAW	CENTERVILLE	124
35	IAD005269527	JOHN DEERE DUBUQUE WORKS	DUBUQUE	120
36	IAD065202368	THOMAS & BETTS CORPORATION	IOWA CITY	118
37	IAD005264338	NICHOLS ALUMINUM	DAVENPORT	106
38	IAD000610436	AMANA REFRIGERATION	AMANA	106
39	IAD073489288	NORPLEX OAK INC. ALLIED SIGNAL INC.	POSTVILLE	93
40	IAD000688549	AMOCO OIL CO.	OTTUMWA	93
41	IAD005173992	CHEVRON CHEMICAL CO. DEICING TECHNOLOGY	FORT MADISON	92
42	IAD005289806	JOHN DEERE WATERLOO WORKS WESTFIELD AVE	WATERLOO	92
43	IAD980688717	A.Y. MCDONALD MFG. CO.	DUBUQUE	92
44	IAD089570063	BARTON SOLVENTS, INC.	COUNCIL BLUFFS	79
45	IAD073489726	JOHN DEERE DAVENPORT WORKS	DAVENPORT	76
46	IAD078096732	COLOR CONVERTING INDUSTRIES	DES MOINES	75
47	IAD000688556	AMOCO OIL DUBUQUE TERMINAL	DUBUQUE	72
48	IAD984568204	UNIVERSAL CIRCUITS INC.	LAKE MILLS	71
49	IAD062259841	PARKER HANNIFIN CORP. INC.	RED OAK	69
50	IAD000651265	KLINGER PAINT CO., INC.	CEDAR RAPIDS	67
TOTAL				22,223

NOTES: COLUMNS MAY NOT SUM DUE TO ROUNDING.
STATE MAY HAVE FEWER THAN FIFTY SHIPPERS.

IOWA

1991 WASTE RECEIPTS

15 NUMBER OF RCRA HAZARDOUS WASTE RECEIVERS: 8

16 QUANTITY OF RCRA HAZARDOUS WASTE RECEIVED: 6,095 TONS

17 FIFTY LARGEST RCRA HAZARDOUS WASTE RECEIVERS, 1991

RANK	EPA ID	SITE NAME	CITY	QUANTITY RECEIVED (TONS)
1	IAD005289806	JOHN DEERE WATERLOO WORKS WESTFIELD AVE	WATERLOO	3,834
2	IAD098027592	SAFETY-KLEEN CORP.	DAVENPORT	1,064
3	IAD005275540	SOLVAY ANIMAL HEALTH, INC.	CHARLES CITY	956
4	IAD083489773	SAFETY-KLEEN CORP.	GRIMES	154
5	IAT200010924	THE UNIVERSITY OF IOWA	OAKDALE	57
6	IAT200010916	BURLINGTON BOTTOMS BRANCH	BURLINGTON	26
7	IAD022365480	NORTHLAND PRODUCTS COMPANY	WATERLOO	4
8	IAD005285689	MAYTAG COMPANY, PLANT #2	NEWTON	0
TOTAL				6,095

NOTES: COLUMNS MAY NOT SUM DUE TO ROUNDING.
STATE MAY HAVE FEWER THAN FIFTY FACILITIES THAT RECEIVED WASTE.

IOWA

1991 WASTE RECEIPTS, CONTINUED

18 QUANTITY OF RCRA HAZARDOUS WASTE MANAGED, BY MANAGEMENT METHOD, LIMITED TO WASTE RECEIVED FROM OFF SITE, 1991

MANAGEMENT METHOD	SYSTEM TYPE CODE	QUANTITY MANAGED (TONS)	PERCENTAGE OF QUANTITY	NUMBER OF FACILITIES	PERCENTAGE OF FACILITIES
OTHER TREATMENT	M121-M129	3,836	100	2	100
TOTAL		3,836	100	2	100

19 MANAGEMENT METHOD, BY QUANTITY OF RCRA HAZARDOUS WASTE MANAGED, LIMITED TO WASTE RECEIVED FROM OFF SITE, 1991

MANAGEMENT METHOD	SYSTEM TYPE CODE	QUANTITY MANAGED (TONS)	PERCENTAGE OF QUANTITY	NUMBER OF FACILITIES	PERCENTAGE OF FACILITIES
OTHER TREATMENT	M121-M129	3,836	100	2	100
TOTAL		3,836	100	2	100

20 MANAGEMENT METHOD AND QUANTITY OF RCRA HAZARDOUS WASTE MANAGED, BY NUMBER OF FACILITIES, LIMITED TO WASTE RECEIVED FROM OFF SITE, 1991

MANAGEMENT METHOD	SYSTEM TYPE CODE	QUANTITY MANAGED (TONS)	PERCENTAGE OF QUANTITY	NUMBER OF FACILITIES	PERCENTAGE OF FACILITIES
OTHER TREATMENT	M121-M129	3,836	100	2	100
TOTAL		3,836	100	2	100

NOTE: FACILITIES WITH ONLY STORAGE UNITS ARE EXCLUDED
COLUMNS MAY NOT SUM DUE TO ROUNDING.
COLUMNS MAY NOT SUM TO TOTAL BECAUSE FACILITIES MAY HAVE MULTIPLE HANDLINGS METHODS.

IOWA

1991 IMPORTS AND EXPORTS

21 QUANTITY OF RCRA HAZARDOUS WASTE IMPORTED: 2,080 TONS

22 QUANTITY OF RCRA HAZARDOUS WASTE EXPORTED: 4,585,723 TONS

23 QUANTITY AND PERCENTAGE OF RCRA HAZARDOUS WASTEWATER AND NON-WASTEWATER MANAGEMENT IN 1991

MANAGEMENT TYPE	TONS	PERCENTAGE
WASTEWATER	79,792	96
NON-WASTEWATER	3,544	4
TOTAL	83,336	100

KANSAS

1991 WASTE GENERATION

1 NUMBER OF RCRA LARGE QUANTITY GENERATORS (LQGS): 177

2 QUANTITY OF RCRA HAZARDOUS WASTE GENERATED: 3,215,044 TONS

3 FIFTY LARGEST RCRA HAZARDOUS WASTE GENERATORS IN THE STATE, 1991

RANK	EPA ID	SITE NAME	CITY	TOTAL GENERATED (TONS)
1	KSD087418695	TOTAL PETROLEUM INC	ARKANSAS CITY	1,821,923
2	KSD007482029	VULCAN MATERIALS COMPANY	WICHITA	1,214,827
3	KSD007249980	ELF ATOCHEM NORTH AMERICA, INC	WICHITA	118,820
4	KSD033774670	ENRON GAS PROCESSING COMPANY	BUSHTON	13,744
5	KSD981506025	APTUS INCINERATION CHEMICAL TREATMENT	COFFEYVILLE	7,546
6	KSD007233422	TEXACO REFINING AND MARKETING INC	EL DORADO	6,977
7	KSD980688733	UNISON TRANSFORMER SERVICES	KANSAS CITY	6,621
8	KSD007237241	THE BOEING COMPANY	WICHITA	5,854
9	KSD007246846	HYDROCARBON RECYCLERS OF INC	WICHITA	3,311
10	KSD007237746	AIR PRODUCTS & CHEMICALS INC.	WICHITA	2,084
11	KSD981121197	ALLIED SIGNAL JAYHAWK PLANT	GALENA	1,972
12	KSD007482011	BEECH AIRCRAFT CORPORATION	WICHITA	899
13	KSD007124506	FMC CORPORATION	LAWRENCE	808
14	KSD056577810	PRATT & LAMBERT INC	ANDOVER	607
15	KSD981126253	GMC CPC FAIRFAX II PLANT	KANSAS CITY	422
16	KSD007145907	GENERAL MOTORS CORP-DELCO-REMY	OLATHE	420
17	KS0213820467	KANSAS ARMY AMMUNITION PLANT	PARSONS	410
18	KSD058924689	GNB INCORPORATED	KANSAS CITY	382
19	KS4213720499	FT LEAVENWORTH & COMBINED ARMS CTR	FORT LEAVENWORTH	357
20	KSD093503498	BINNEY & SMITH INC.	WINFIELD	347
21	KS1571924140	MCCONNELL AIR FORCE BASE	MCCONNELL AFB	325
22	KSD067952994	DYMON INC.	KANSAS CITY	297
23	KSD045087566	INX...INTERNATIONAL INKS COMPANY	KANSAS CITY	246
24	KSD000809673	CESSNA AIRCRAFT CO MIDCONTINENTAL FAC	WICHITA	222
25	KSD981504970	MISSOURI M P P CORPORATION	KANSAS CITY	215
26	KSD981713522	DUPONT KANSAS CITY FASCIA	KANSAS CITY	192
27	KSD007233638	EATON HYD DIV HUTCHINSON PLANT	HUTCHINSON	157
28	KSD041917501	GENERAL ELECTRIC	ARKANSAS CITY	143
29	KSD007234313	LEARJET CORPORATION	WICHITA	134
30	KSD007233596	CESSNA AIRCRAFT COMPANY-PAWNEE FACILITY	WICHITA	132
31	KS6214020756	FORT RILEY & LST INFANTRY DIV (M)	FORT RILEY	130
32	KSD980854285	ALLCO CHEMICAL CORPORATION	GALENA	129
33	KSD030656532	GRAPHIC TECHNOLOGY INC	OLATHE	126
34	KST210010203	CHASE TERMINAL COMPANY	EL DORADO	118
35	KSD065768277	EMERSON ELECTRIC COMPANY	INDEPENDENCE	116
36	KSD007129695	GOODYEAR TIRE & RUBBER COMPANY	TOPEKA	113
37	KSD000690099	ATCHSION, TOPEKA & SANTA FEE RR COMPANY	TOPEKA	109
38	KSD091353193	COFFEYVILLE RE-CON INC	COFFEYVILLE	108
39	KSD043941590	PHILIPS LIGHTING COMPANY	SALINA	105
40	KSD000610543	COASTAL REFINING & MARKETING, INC	WICHITA	104
41	KSD007150568	HALLMARK CARDS INCORPORATED	LEAVENWORTH	99
42	KSD984967372	UNIVERSAL ENGRAVING	OVERLAND PARK	95
43	KSD094338084	SMITH FIBERGLASS PRODUCTS	WICHITA	93
44	KSD000651307	CERTAINTEED CORPORATION PLANT #7	KANSAS CITY	84
45	KSD007130032	PROCTER AND GAMBLE MANUFACTURING CO	KANSAS CITY	80
46	KSD007145956	NATIONAL COOPERATIVE REFINERY ASSOC	MCPHERSON	75
47	KSD007238744	CHANCE OPERATIONS, INC	WICHITA	69
48	KSD007234859	KANSAS PAINT & COLOR COMPANY	WICHITA	68
49	KSD086056637	HALLMARK CARDS INC	LAWRENCE	68
50	KSD065755100	MODINE MANUFACTURING COMPANY	EMPORIA	66
TOTAL				3,212,345

NOTE: STATE MAY HAVE FEWER THAN FIFTY GENERATORS

KANSAS

1991 WASTE GENERATION, CONTINUED

4 QUANTITIES OF WASTE GENERATED IN 1991 THAT WERE

- REPORTED WITH ONLY CHARACTERISTIC WASTE CODES
- REPORTED WITH ONLY LISTED WASTE CODES
- REPORTED WITH BOTH CHARACTERISTIC AND LISTED WASTE CODES

WASTE HAS ONLY CHARACTERISTIC CODES	TONS OF WASTE GENERATED	WASTE HAS ONLY LISTED CODES	TONS OF WASTE GENERATED	WASTE HAS BOTH CHARACTERISTIC AND LISTED CODES	TONS OF WASTE GENERATED
ONLY IGNITABLE	2,450	ONLY AN F CODE	11,263		
ONLY CORROSIVE	15,448	ONLY A K CODE	4,193		
ONLY REACTIVE	615	ONLY A P CODE	0		
ONLY D004-17	6,657	ONLY A U CODE	412		
ONLY D018-43	1,825,173				
HAS MORE THAN ONE CHARACTERISTIC CODE	120,162	HAS MORE THAN ONE LISTED CODE	4,041		
TOTAL	1,970,505	TOTAL	19,909	TOTAL CHAR. AND LISTED	1,224,629

5 QUANTITIES OF WASTE GENERATED IN 1991 THAT WERE MULTIPLY CODED

WASTE HAS ONLY CHARACTERISTIC CODES BUT MORE THAN ONE APPLIES	TONS OF WASTE GENERATED	ONLY LISTED CODES BUT HAS MORE THAN ONE	TONS OF WASTE GENERATED	BOTH CHAR. & LISTED CODES	TONS OF WASTE GENERATED
HAS IGNITABLE CODE	1,193			IGN. W/ AT LEAST 1 LSTD	7,158
HAS CORROSIVE CODE	119,026			CORR. W/ AT LEAST 1 LSTD	1,214,149
HAS REACTIVE CODE	37			REACT. W/ AT LEAST 1 LSTD	201
HAS D004-D017 CODE	1,282			D004-17 W/ AT LEAST 1 LSTD	2,380
HAS D018-D043 CODE	118,845			D018-43 W/ AT LEAST 1 LSTD	4,131
		HAS AN F CODE	4,041	F WASTE W/ AT LEAST 1 CHAR	9,840
		HAS A K CODE	0	K WASTE W/ AT LEAST 1 CHAR	1,215,042
		HAS A P CODE	3,998	P WASTE W/ AT LEAST 1 CHAR	158
		HAS A U CODE	4,041	U WASTE W/ AT LEAST 1 CHAR	344
TOTAL	120,162	TOTAL	4,041	TOTAL	1,224,629

NOTE: COLUMNS DO NOT SUM TO TOTAL BECAUSE A WASTE CODE MAY APPLY TO MORE THAN ONE WASTE.
MIXTURES WITH IGNITABLE, CORROSIVE, REACTIVE, D004-17, AND D018-43 CHARACTERISTIC CODES ALSO MAY CONTAIN OTHER CHARACTERISTIC WASTE CODES.
SIMILARLY, WASTES WITH F,K,P, AND U LISTED CODES MAY HAVE OTHER LISTED WASTE CODES

KANSAS

WASTE MANAGEMENT

6 NUMBER OF RCRA TSD FACILITIES: 41

7 QUANTITY OF RCRA HAZARDOUS WASTE MANAGED: 3,310,784 TONS

8 FIFTY LARGEST RCRA HAZARDOUS WASTE MANAGEMENT FACILITIES, 1991

RANK	EPAID	SITE NAME	CITY	TONS OF WASTE MANAGED
1	KSD087418695	TOTAL PETROLEUM INC	ARKANSAS CITY	1,821,350
2	KSD007482029	VULCAN MATERIALS COMPANY	WICHITA	1,338,061
3	KSD980633259	SYSTECH ENVIRONMENTAL	FREDONIA	71,668
4	KSD031203318	ASH GROVE CEMENT PLANT	CHANUTE	67,630
5	KSD980739999	HEARTLAND CEMENT COMPANY	INDEPENDENCE	4,884
6	KSD007246846	HYDROCARBON RECYCLERS OF INC	WICHITA	3,070
7	KSD981506025	APTUS INCINERATION CHEMICAL TREATMENT	COFFEYVILLE	2,677
8	KSD007237746	AIR PRODUCTS & CHEMICALS INC.	WICHITA	832
9	KS0213820467	KANSAS ARMY AMMUNITION PLANT	PARSONS	353
10	KSD045087566	INX...INTERNATIONAL INKS COMPANY	KANSAS CITY	100
11	KSD007145956	NATIONAL COOPERATIVE REFINERY ASSOC	MCPHERSON	75
12	KSD007238744	CHANCE OPERATIONS, INC	WICHITA	
28				
13	KSD062721956	PACKAGING PRODUCTS CORPORATION	MISSION	24
14	KSD073309726	KBK INDUSTRIES INC	RUSH CENTER	14
15	KS3213820878	SUNFLOWER ARMY AMMUNITION PLANT	DESOTO	7
16	KSD981121106	ELDORADO NATIONAL	SALINA	4
17	KSD000819086	PUEBLO CHEMICAL & SUPPLY CO	GARDEN CITY	4
18	KS4213720499	FT LEAVENWORTH & COMBINED ARMS CTR	FORT LEAVENWORTH	2
19	KS6214020756	FORT RILEY & LST INFANTRY DIV (M)	FORT RILEY	0
TOTAL				3,310,784

NOTE: STATE MAY HAVE FEWER THAN FIFTY FACILITIES THAT MANAGED WASTES.
WASTE ONLY MANAGED BY STORAGE IS NOT INCLUDED.

KANSAS

WASTE MANAGEMENT, CONTINUED

9 QUANTITY OF RCRA HAZARDOUS WASTE MANAGED BY MANAGEMENT METHOD, 1991

MANAGEMENT METHOD	SYSTEM TYPE CODE	QUANTITY MANAGED (TONS)	PERCENTAGE OF QUANTITY	NUMBER OF FACILITIES	PERCENTAGE OF FACILITIES
SOLVENTS RECOVERY	M021-M029	171	0	5	25
INCINERATION	M041-M049	3,537	0	3	15
ENERGY RECOVERY (REUSE AS FUEL)	M051-M059	73,346	2	3	15
FUEL BLENDING	M061-----	74,738	2	2	10
AQUEOUS INORGANIC TREATMENT	M071-M079	2	0	1	5
AQUEOUS ORGANIC TREATMENT	M081-M089	1,821,350	55	1	5
OTHER TREATMENT	M121-M129	364	0	3	15
DEEPWELL / UNDERGROUND INJECTION	M134-DISP	1,337,201	40	1	5
OTHER DISPOSAL SPECIFIED IN COMMENTS	M137-DISP	75	0	1	5
TOTAL		3,310,784	100	19	100

10 MANAGEMENT METHOD, BY QUANTITY OF RCRA HAZARDOUS WASTE MANAGED, 1991

MANAGEMENT METHOD	SYSTEM TYPE CODE	QUANTITY MANAGED (TONS)	PERCENTAGE OF QUANTITY	NUMBER OF FACILITIES	PERCENTAGE OF FACILITIES
AQUEOUS ORGANIC TREATMENT	M081-M089	1,821,350	55	1	5
DEEPWELL / UNDERGROUND INJECTION	M134-DISP	1,337,201	40	1	5
FUEL BLENDING	M061-----	74,738	2	2	10
ENERGY RECOVERY (REUSE AS FUEL)	M051-M059	73,346	2	3	15
INCINERATION	M041-M049	3,537	0	3	15
OTHER TREATMENT	M121-M129	364	0	3	15
SOLVENTS RECOVERY	M021-M029	171	0	5	25
OTHER DISPOSAL SPECIFIED IN COMMENTS	M137-DISP	75	0	1	5
AQUEOUS INORGANIC TREATMENT	M071-M079	2	0	1	5
TOTAL		3,310,784	100	19	100

11 MANAGEMENT METHOD AND QUANTITY OF RCRA HAZARDOUS WASTE MANAGED BY NUMBER OF FACILITIES, 1991

MANAGEMENT METHOD	SYSTEM TYPE CODE	QUANTITY MANAGED (TONS)	PERCENTAGE OF QUANTITY	NUMBER OF FACILITIES	PERCENTAGE OF FACILITIES
SOLVENTS RECOVERY	M021-M029	171	0	5	25
INCINERATION	M041-M049	3,537	0	3	15
ENERGY RECOVERY (REUSE AS FUEL)	M051-M059	73,346	2	3	15
OTHER TREATMENT	M121-M129	364	0	3	15
FUEL BLENDING	M061-----	74,738	2	2	10
AQUEOUS INORGANIC TREATMENT	M071-M079	2	0	1	5
AQUEOUS ORGANIC TREATMENT	M081-M089	1,821,350	55	1	5
DEEPWELL / UNDERGROUND INJECTION	M134-DISP	1,337,201	40	1	5
OTHER DISPOSAL SPECIFIED IN COMMENTS	M137-DISP	75	0	1	5
TOTAL		3,310,784	100	19	100

NOTE: FACILITIES WITH ONLY STORAGE UNITS ARE EXCLUDED.
COLUMNS MAY NOT SUM DUE TO ROUNDING.
COLUMNS MAY NOT SUM TO TOTAL BECAUSE FACILITIES MAY HAVE MULTIPLE HANDLINGS METHODS.

KANSAS

1991 WASTE SHIPMENTS

12 NUMBER OF RCRA HAZARDOUS WASTE SHIPPERS: 170

13 QUANTITY OF RCRA HAZARDOUS WASTE SHIPPED: 160,290 TONS

14 FIFTY LARGEST RCRA HAZARDOUS WASTE SHIPPERS, 1991

RANK	EPA ID	SITE NAME	CITY	QUANTITY SHIPPED (TONS)
1	KSD007249980	ELF ATOCHEM NORTH AMERICA, INC	WICHITA	118,820
2	KSD981506025	APTUS INCINERATION CHEMICAL TREATMENT	COFFEYVILLE	7,409
3	KSD007237241	THE BOEING COMPANY	WICHITA	5,854
4	KSD007233422	TEXACO REFINING AND MARKETING INC	EL DORADO	5,374
5	KSD007246846	HYDROCARBON RECYCLERS OF INC	WICHITA	4,940
6	KSD981121197	ALLIED SIGNAL JAYHAWK PLANT	GALENA	2,491
7	KSD007237746	AIR PRODUCTS & CHEMICALS INC.	WICHITA	1,252
8	KSD000809723	SAFETY-KLEEN CORPORATION	WICHITA	1,221
9	KSD980973515	SAFETY-KLEEN CORPORATION	EDWARDSVILLE	1,148
10	KSD007482011	BEECH AIRCRAFT CORPORATION	WICHITA	899
11	KSD007124506	FMC CORPORATION	LAWRENCE	781
12	KSD056577810	PRATT & LAMBERT INC	ANDOVER	609
13	KSD087418695	TOTAL PETROLEUM INC	ARKANSAS CITY	573
14	KSD980686844	SAFETY-KLEEN CORPORATION	DODGE CITY	442
15	KSD981126253	GMC CPC FAIRFAX II PLANT	KANSAS CITY	423
16	KSD007145907	GENERAL MOTORS CORP-DELCO-REMY	OLATHE	420
17	KSD058924689	GNB INCORPORATED	KANSAS CITY	382
18	KS4213720499	FT LEAVENWORTH & COMBINED ARMS CTR	FORT LEAVENWORTH	355
19	KSD093503498	BINNEY & SMITH INC.	WINFIELD	347
20	KS1571924140	MCCONNELL AIR FORCE BASE	MCCONNELL AFB	324
21	KSD067952994	DYMON INC.	KANSAS CITY	286
22	KSD031203318	ASH GROVE CEMENT PLANT	CHANUTE	262
23	KSD007482029	VULCAN MATERIALS COMPANY	WICHITA	235
24	KSD000809673	CESSNA AIRCRAFT CO MIDCONTINENTAL FAC	WICHITA	222
25	KSD981713522	DUPONT KANSAS CITY FASCIA	KANSAS CITY	192
26	KSD007233638	EATON HYD DIV HUTCHINSON PLANT	HUTCHINSON	157
27	KSD045087566	INX...INTERNATIONAL INKS COMPANY	KANSAS CITY	146
28	KSD041917501	GENERAL ELECTRIC	ARKANSAS CITY	143
29	KSD007234313	LEARJET CORPORATION	WICHITA	134
30	KSD007233596	CESSNA AIRCRAFT COMPANY-PAWNEE FACILITY	WICHITA	132
31	KS6214020756	FORT RILEY & LST INFANTRY DIV (M)	FORT RILEY	129
32	KSD980854285	ALLCO CHEMICAL CORPORATION	GALENA	125
33	KSD057889313	ASHLAND CHEMICAL, INC.	KANSAS CITY	121
34	KST210010203	CHASE TERMINAL COMPANY	EL DORADO	118
35	KSD065768277	EMERSON ELECTRIC COMPANY	INDEPENDENCE	116
36	KSD007129695	GOODYEAR TIRE & RUBBER COMPANY	TOPEKA	113
37	KSD000690099	ATCHSION, TOPEKA & SANTA FEE RR COMPANY	TOPEKA	109
38	KSD043941590	PHILIPS LIGHTING COMPANY	SALINA	105
39	KSD000610543	COASTAL REFINING & MARKETING, INC	WICHITA	104
40	KSD980633259	SYSTECH ENVIRONMENTAL	FREDONIA	99
41	KSD007150568	HALLMARK CARDS INCORPORATED	LEAVENWORTH	99
42	KSD981504970	MISSOURI M P P CORPORATION	KANSAS CITY	91
43	KSD000651307	CERTAINTEED CORPORATION PLANT #7	KANSAS CITY	84
44	KSD007130032	PROCTER AND GAMBLE MANUFACTURING CO	KANSAS CITY	80
45	KSD007234859	KANSAS PAINT & COLOR COMPANY	WICHITA	75
46	KSD086056637	HALLMARK CARDS INC	LAWRENCE	68
47	KSD007127236	K C COATINGS INC	LENEXA	65
48	KSD000687699	CHASE TERMINAL COMPANY	SCOTT CITY	64
49	KSD038288783	P.C. BOARDS INC	CHANUTE	63
50	KSD007455066	HALLMARK CARDS INCORPORATED	TOPEKA	63
TOTAL				157,860

NOTES: COLUMNS MAY NOT SUM DUE TO ROUNDING.
STATE MAY HAVE FEWER THAN FIFTY SHIPPERS.

KANSAS

1991 WASTE RECEIPTS

15 NUMBER OF RCRA HAZARDOUS WASTE RECEIVERS: 12

16 QUANTITY OF RCRA HAZARDOUS WASTE RECEIVED: 278,299 TONS

17 FIFTY LARGEST RCRA HAZARDOUS WASTE RECEIVERS, 1991

RANK	EPA ID	SITE NAME	CITY	QUANTITY RECEIVED (TONS)
1	KSD007482029	VULCAN MATERIALS COMPANY	WICHITA	123,295
2	KSD980633259	SYSTECH ENVIRONMENTAL	FREDONIA	71,668
3	KSD031203318	ASH GROVE CEMENT PLANT	CHANUTE	67,588
4	KSD980739999	HEARTLAND CEMENT COMPANY	INDEPENDENCE	4,879
5	KSD007246846	HYDROCARBON RECYCLERS OF INC	WICHITA	4,804
6	KSD981506025	APTUS INCINERATION CHEMICAL TREATMENT	COFFEYVILLE	2,495
7	KSD980686844	SAFETY-KLEEN CORPORATION	DODGE CITY	1,390
8	KSD980973515	SAFETY-KLEEN CORPORATION	EDWARDSVILLE	1,037
9	KSD000809723	SAFETY-KLEEN CORPORATION	WICHITA	959
10	KSD057889313	ASHLAND CHEMICAL, INC.	KANSAS CITY	124
11	KSD070902952	CHEMICAL WASTE MANAGEMENT OF KS INC	VALLEY CENTER	57
12	KSD000809715	VAN WATERS & ROGERS - WICHITA	WICHITA	2
TOTAL				278,299

NOTES: COLUMNS MAY NOT SUM DUE TO ROUNDING.
STATE MAY HAVE FEWER THAN FIFTY FACILITIES THAT RECEIVED WASTE.

KANSAS

1991 WASTE RECEIPTS, CONTINUED

18 QUANTITY OF RCRA HAZARDOUS WASTE MANAGED, BY MANAGEMENT METHOD, LIMITED TO WASTE RECEIVED FROM OFF SITE, 1991

MANAGEMENT METHOD	SYSTEM TYPE CODE	QUANTITY MANAGED (TONS)	PERCENTAGE OF QUANTITY	NUMBER OF FACILITIES	PERCENTAGE OF FACILITIES
INCINERATION	M041-M049	2,495	1	1	17
ENERGY RECOVERY (REUSE AS FUEL)	M051-M059	72,467	27	2	33
FUEL BLENDING	M061-----	74,738	27	2	33
DEEPWELL / UNDERGROUND INJECTION	M134-DISP	123,295	45	1	17
TOTAL		272,996	100	6	100

19 MANAGEMENT METHOD, BY QUANTITY OF RCRA HAZARDOUS WASTE MANAGED, LIMITED TO WASTE RECEIVED FROM OFF SITE, 1991

MANAGEMENT METHOD	SYSTEM TYPE CODE	QUANTITY MANAGED (TONS)	PERCENTAGE OF QUANTITY	NUMBER OF FACILITIES	PERCENTAGE OF FACILITIES
DEEPWELL / UNDERGROUND INJECTION	M134-DISP	123,295	45	1	17
FUEL BLENDING	M061-----	74,738	27	2	33
ENERGY RECOVERY (REUSE AS FUEL)	M051-M059	72,467	27	2	33
INCINERATION	M041-M049	2,495	1	1	17
TOTAL		272,996	100	6	100

20 MANAGEMENT METHOD AND QUANTITY OF RCRA HAZARDOUS WASTE MANAGED, BY NUMBER OF FACILITIES, LIMITED TO WASTE RECEIVED FROM OFF SITE, 1991

MANAGEMENT METHOD	SYSTEM TYPE CODE	QUANTITY MANAGED (TONS)	PERCENTAGE OF QUANTITY	NUMBER OF FACILITIES	PERCENTAGE OF FACILITIES
ENERGY RECOVERY (REUSE AS FUEL)	M051-M059	72,467	27	2	33
FUEL BLENDING	M061-----	74,738	27	2	33
INCINERATION	M041-M049	2,495	1	1	17
DEEPWELL / UNDERGROUND INJECTION	M134-DISP	123,295	45	1	17
TOTAL		272,996	100	6	100

NOTE: FACILITIES WITH ONLY STORAGE UNITS ARE EXCLUDED
COLUMNS MAY NOT SUM DUE TO ROUNDING.
COLUMNS MAY NOT SUM TO TOTAL BECAUSE FACILITIES MAY HAVE MULTIPLE HANDLINGS METHODS.

KANSAS

1991 IMPORTS AND EXPORTS

21 QUANTITY OF RCRA HAZARDOUS WASTE IMPORTED: 144,488 TONS

22 QUANTITY OF RCRA HAZARDOUS WASTE EXPORTED: 4,585,723 TONS

23 QUANTITY AND PERCENTAGE OF RCRA HAZARDOUS WASTEWATER AND NON-WASTEWATER MANAGEMENT IN 1991

MANAGEMENT TYPE	TONS	PERCENTAGE
WASTEWATER	3,158,929	95
NON-WASTEWATER	151,854	5
TOTAL	3,310,784	100

KENTUCKY

1991 WASTE GENERATION

1 NUMBER OF RCRA LARGE QUANTITY GENERATORS (LQGS): 464

2 QUANTITY OF RCRA HAZARDOUS WASTE GENERATED: 477,809 TONS

3 FIFTY LARGEST RCRA HAZARDOUS WASTE GENERATORS IN THE STATE, 1991

RANK	EPA ID	SITE NAME	CITY	TOTAL GENERATED (TONS)
1	KYD003924198	E.I. DU PONT DE NEMOURS & CO., INC.	LOUISVILLE	171,234
2	KYD046655643	WILLAMETTE INDUSTRIES, INC.	HAWESVILLE	116,173
3	KYD053348108	SAFETY-KLEEN CORP.	NEW CASTLE	42,315
4	KYD074062316	C & S TRUCK SCALES, INC.	LOUISVILLE	16,485
5	KYD006390017	ROHM & HAAS KY, INC.	LOUISVILLE	15,760
6	KYD088438817	LWD INC CALVERT CITY	CALVERT CITY	9,813
7	KYD006370175	ISP CHEMCIALS INC.	CALVERT CITY	5,785
8	KYD981852502	COOPER INDUSTRIES/NATIONAL ELECTRIC	DAYHOIT	5,103
9	KYD000770313	ENVIRONMENTAL CONSERVATION SYSTEMS	BROOKS	5,049
10	KYD074069980	MARATHON OIL COMPANY	LOUISVILLE	4,840
11	KYD094203213	BROWN PRINTING CO., FRANKLIN DIVISION	FRANKLIN	4,350
12	KYD991277112	NEWPORT STEEL CORP WILDER PLANT	WILDER	3,075
13	KYD058692526	ALCAN INGOT, SEBREE ALUMINUM PLANT	HENDERSON	2,932
14	KYD000207282	KENTUCKY ELEC STEEL CO	ASHLAND	2,918
15	KYD049062375	NSA, DIVISION OF SOUTHWIRE COMPANY	HAWESVILLE	2,764
16	KYD161955380	TOYOTA MOTOR MANUFACTURING USA	GEORGETOWN	2,667
17	KYD006370167	B.F. GOODRICH CHEMICAL GROUP	CALVERT CITY	2,662
18	KYD005013032	ARMCO STEEL COMPANY, L.P. COKE PLT.	ASHLAND	2,586
19	KYD070814033	AKZO COATINGS INC.	LOUISVILLE	2,192
20	KYD000605568	HI-TEK POLYMERS, INC.	LOUISVILLE	1,912
21	KYD006375489	AMERICAN STANDARD, INC.	LOUISVILLE	1,735
22	KYD098103096	LOUISIANA DOCK COMPANY	LOUISVILLE	1,701
23	KYD082390394	SHERWIN WILLIAMS CO	RICHMOND	1,656
24	KYD006373922	ATOCHEM NORTH AMERICA, INC.	CARROLLTON	1,656
25	KYD054272554	TECUMSEH PRODUCTS COMPANY	SOMERSET	1,655
26	KYD006370159	ATOCHEM NORTH AMERICA, INC.	CALVERT CITY	1,575
27	KYD000821942	MIDWEST ENVIRONMENTAL SERVICES, INC.	LOUISVILLE	1,490
28	KYD055831838	AIR PRODUCTS AND CHEMICALS, INC.	CALVERT CITY	1,437
29	KYD980845424	ASHLAND PETROLEUM, MARINE TERMINAL	ASHLAND	1,380
30	KYD071315899	FORD MOTOR COMPANY-LOU. ASSEMBLY PLANT	LOUISVILLE	1,358
31	KYD045738127	TRINITY INDUSTRIES, INC.	ELIZABETHTOWN	1,173
32	KYD985072982	WESTLAKE PVC	CALVERT CITY	1,152
33	KYD062979158	POLYKEN TECHNOLOGIES	FRANKLIN	1,074
34	KYD006379325	THOMAS INDUSTRIES, INC.	HOPKINSVILLE	1,007
35	KYD042943985	DOW CORNING CORPORATION	CARROLLTON	949
36	KYD062951801	GREEN RIVER STEEL CORPORATION	OWENSBORO	877
37	KYD058691031	COMMONWEALTH ALUMINUM CORPORATION	LEWISPORT	857
38	KYD000830851	UNIVERSITY OF KENTUCKY	LEXINGTON	844
39	KYD041376138	ASHLAND PETROLEUM COMPANY	CATLETTSBURG	794
40	KYD053351227	FORD MOTOR CO. - KY. TRUCK PLANT	LOUISVILLE	773
41	KYD049064017	KEN DEC INC.	HORSE CAVE	755
42	KYD985079797	BEKAERT CORPORATION	SHELBYVILLE	734
43	KYD092825538	ARISTECH CHEMICAL CORP.	FLORENCE	698
44	KY8213820105	LEXINGTON-BLUE GRASS ARMY DEPOT	RICHMOND	695
45	KYD990737066	COURTAULDS COATINGS, FKA-PORTER PAINT CO	LOUISVILLE	655
46	KYD006375737	LEXMARK INTERNATIONAL, INC.	LEXINGTON	650
47	KYD044914356	UNIVERSAL FASTENERS INC.	LAWRENCEBURG	637
48	KY5170024173	NAVAL ORDNANCE STATION	LOUISVILLE	617
49	KYD985081421	I-75 BRENT SPENCE BRIDGE (PAINT REMOVAL)	COVINGTON	600
50	KYD071316095	MARATHON OIL COMPANY	LOUISVILLE	589
TOTAL				452,388

NOTE: STATE MAY HAVE FEWER THAN FIFTY GENERATORS
CBI DATA HAVE BEEN EXCLUDED FROM THIS STATE'S DATA.

KENTUCKY

1991 WASTE GENERATION, CONTINUED

4 QUANTITIES OF WASTE GENERATED IN 1991 THAT WERE

- REPORTED WITH ONLY CHARACTERISTIC WASTE CODES
- REPORTED WITH ONLY LISTED WASTE CODES
- REPORTED WITH BOTH CHARACTERISTIC AND LISTED WASTE CODES

WASTE HAS ONLY CHARACTERISTIC CODES	TONS OF WASTE GENERATED	WASTE HAS ONLY LISTED CODES	TONS OF WASTE GENERATED	WASTE HAS BOTH CHARACTERISTIC AND LISTED CODES	TONS OF WASTE GENERATED
ONLY IGNITABLE	12,027	ONLY AN F CODE	23,005		
ONLY CORROSIVE	276,768	ONLY A K CODE	11,551		
ONLY REACTIVE	872	ONLY A P CODE	4		
ONLY D004-17	16,112	ONLY A U CODE	5,105		
ONLY D018-43	9,361				
HAS MORE THAN ONE CHARACTERISTIC CODE	39,076	HAS MORE THAN ONE LISTED CODE	111		
TOTAL	354,216	TOTAL	39,777	TOTAL CHAR. AND LISTED	83,815

5 QUANTITIES OF WASTE GENERATED IN 1991 THAT WERE MULTIPLY CODED

WASTE HAS ONLY CHARACTERISTIC CODES BUT MORE THAN ONE APPLIES	TONS OF WASTE GENERATED	ONLY LISTED CODES BUT HAS MORE THAN ONE	TONS OF WASTE GENERATED	BOTH CHAR. & LISTED CODES	TONS OF WASTE GENERATED
HAS IGNITABLE CODE	20,088			IGN. W/ AT LEAST 1 LSTD	61,486
HAS CORROSIVE CODE	17,969			CORR. W/ AT LEAST 1 LSTD	12,001
HAS REACTIVE CODE	1,768			REACT. W/ AT LEAST 1 LSTD	190
HAS D004-D017 CODE	34,567			D004-17 W/ AT LEAST 1 LSTD	17,152
HAS D018-D043 CODE	5,474			D018-43 W/ AT LEAST 1 LSTD	3,229
		HAS AN F CODE	75	F WASTE W/ AT LEAST 1 CHAR	78,981
		HAS A K CODE	72	K WASTE W/ AT LEAST 1 CHAR	4,447
		HAS A P CODE	37	P WASTE W/ AT LEAST 1 CHAR	299
		HAS A U CODE	40	U WASTE W/ AT LEAST 1 CHAR	519
TOTAL	39,076	TOTAL	111	TOTAL	83,815

NOTE: COLUMNS DO NOT SUM TO TOTAL BECAUSE A WASTE CODE MAY APPLY TO MORE THAN ONE WASTE.
MIXTURES WITH IGNITABLE, CORROSIVE, REACTIVE, D004-17, AND D018-43 CHARACTERISTIC CODES ALSO MAY CONTAIN OTHER CHARACTERISTIC WASTE CODES.
SIMILARLY, WASTES WITH F,K,P, AND U LISTED CODES MAY HAVE OTHER LISTED WASTE CODES
CBI DATA HAVE BEEN EXCLUDED FROM THIS STATE'S DATA.

KENTUCKY

WASTE MANAGEMENT

6 NUMBER OF RCRA TSD FACILITIES: 31

7 QUANTITY OF RCRA HAZARDOUS WASTE MANAGED: 274,533 TONS

8 FIFTY LARGEST RCRA HAZARDOUS WASTE MANAGEMENT FACILITIES, 1991

RANK	EPAID	SITE NAME	CITY	TONS OF WASTE MANAGED
1	KYD053348108	SAFETY-KLEEN CORP.	NEW CASTLE	93,130
2	KYD003924198	E.I. DU PONT DE NEMOURS & CO., INC.	LOUISVILLE	63,540
3	KYD000770313	ENVIRONMENTAL CONSERVATION SYSTEMS	BROOKS	53,680
4	KYD088438817	LWD INC CALVERT CITY	CALVERT CITY	25,527
5	KYD006390017	ROHM & HAAS KY, INC.	LOUISVILLE	15,158
6	KYD005003181	ARMCO STEEL COMPANY, L.P.-WEST WORKS	ASHLAND	12,608
7	KYD006370175	ISP CHEMCIALS INC.	CALVERT CITY	2,609
8	KYD006373922	ATOCHEM NORTH AMERICA, INC.	CARROLLTON	2,436
9	KYD000615898	ASHLAND PETROLEUM CO., ROUTE 3 LANDFILL	CATLETTSBURG	1,983
10	KYD006370159	ATOCHEM NORTH AMERICA, INC.	CALVERT CITY	1,367
11	KYD000821942	MIDWEST ENVIRONMENTAL SERVICES, INC.	LOUISVILLE	1,060
12	KY8213820105	LEXINGTON-BLUE GRASS ARMY DEPOT	RICHMOND	692
13	KYD006396246	OLIN CORPORATION	BRANDENBURG	461
14	KYD074062316	C & S TRUCK SCALES, INC.	LOUISVILLE	140
15	KY5170024173	NAVAL ORDNANCE STATION	LOUISVILLE	51
16	KYD061557054	THE ENSIGN-BICKFORD COMPANY	GRAHAM	43
17	KYD074047556	GE AIRCRAFT ENGINES	MADISONVILLE	24
18	KY8890008982	US DOE PADUCAH GAS DIFFUSION PLT	PADUCAH	19
19	KYD044914356	UNIVERSAL FASTENERS INC.	LAWRENCEBURG	5
20	KY6210020479	USA ARMC & FORT KNOX	FORT KNOX	0
TOTAL				274,533

NOTE: STATE MAY HAVE FEWER THAN FIFTY FACILITIES THAT MANAGED WASTES.
WASTE ONLY MANAGED BY STORAGE IS NOT INCLUDED.
CBI DATA HAVE BEEN EXCLUDED FROM THIS STATE'S DATA.

KENTUCKY

WASTE MANAGEMENT, CONTINUED

9 QUANTITY OF RCRA HAZARDOUS WASTE MANAGED BY MANAGEMENT METHOD, 1991

MANAGEMENT METHOD	SYSTEM TYPE CODE	QUANTITY MANAGED (TONS)	PERCENTAGE OF QUANTITY	NUMBER OF FACILITIES	PERCENTAGE OF FACILITIES
METALS RECOVERY (FOR REUSE)	M011-M019	25	0	2	8
SOLVENTS RECOVERY	M021-M029	8,597	3	4	15
OTHER RECOVERY	M031-M039	12,608	5	1	4
INCINERATION	M041-M049	31,237	11	5	19
ENERGY RECOVERY (REUSE AS FUEL)	M051-M059	17,767	6	2	8
FUEL BLENDING	M061-----	139,329	51	3	12
AQUEOUS INORGANIC TREATMENT	M071-M079	158	0	2	8
OTHER TREATMENT	M121-M129	52,064	19	5	19
LANDFILL	M132-DISP	1,983	1	1	4
DEEPWELL / UNDERGROUND INJECTION	M134-DISP	10,765	4	1	4
TOTAL		274,533	100	20	100

10 MANAGEMENT METHOD, BY QUANTITY OF RCRA HAZARDOUS WASTE MANAGED, 1991

MANAGEMENT METHOD	SYSTEM TYPE CODE	QUANTITY MANAGED (TONS)	PERCENTAGE OF QUANTITY	NUMBER OF FACILITIES	PERCENTAGE OF FACILITIES
FUEL BLENDING	M061-----	139,329	51	3	12
OTHER TREATMENT	M121-M129	52,064	19	5	19
INCINERATION	M041-M049	31,237	11	5	19
ENERGY RECOVERY (REUSE AS FUEL)	M051-M059	17,767	6	2	8
OTHER RECOVERY	M031-M039	12,608	5	1	4
DEEPWELL / UNDERGROUND INJECTION	M134-DISP	10,765	4	1	4
SOLVENTS RECOVERY	M021-M029	8,597	3	4	15
LANDFILL	M132-DISP	1,983	1	1	4
AQUEOUS INORGANIC TREATMENT	M071-M079	158	0	2	8
METALS RECOVERY (FOR REUSE)	M011-M019	25	0	2	8
TOTAL		274,533	100	20	100

11 MANAGEMENT METHOD AND QUANTITY OF RCRA HAZARDOUS WASTE MANAGED BY NUMBER OF FACILITIES, 1991

MANAGEMENT METHOD	SYSTEM TYPE CODE	QUANTITY MANAGED (TONS)	PERCENTAGE OF QUANTITY	NUMBER OF FACILITIES	PERCENTAGE OF FACILITIES
INCINERATION	M041-M049	31,237	11	5	19
OTHER TREATMENT	M121-M129	52,064	19	5	19
SOLVENTS RECOVERY	M021-M029	8,597	3	4	15
FUEL BLENDING	M061-----	139,329	51	3	12
METALS RECOVERY (FOR REUSE)	M011-M019	25	0	2	8
ENERGY RECOVERY (REUSE AS FUEL)	M051-M059	17,767	6	2	8
AQUEOUS INORGANIC TREATMENT	M071-M079	158	0	2	8
OTHER RECOVERY	M031-M039	12,608	5	1	4
LANDFILL	M132-DISP	1,983	1	1	4
DEEPWELL / UNDERGROUND INJECTION	M134-DISP	10,765	4	1	4
TOTAL		274,533	100	20	100

NOTE: FACILITIES WITH ONLY STORAGE UNITS ARE EXCLUDED.
COLUMNS MAY NOT SUM DUE TO ROUNDING.
COLUMNS MAY NOT SUM TO TOTAL BECAUSE FACILITIES MAY HAVE MULTIPLE HANDLINGS METHODS.
CBI DATA HAVE BEEN EXCLUDED FROM THIS STATE'S DATA.

KENTUCKY

1991 WASTE SHIPMENTS

12 NUMBER OF RCRA HAZARDOUS WASTE SHIPPERS: 445

13 QUANTITY OF RCRA HAZARDOUS WASTE SHIPPED: 153,133 TONS

14 FIFTY LARGEST RCRA HAZARDOUS WASTE SHIPPERS, 1991

RANK	EPA ID	SITE NAME	CITY	QUANTITY SHIPPED (TONS)
1	KYD053348108	SAFETY-KLEEN CORP.	NEW CASTLE	43,407
2	KYD088438817	LWD INC CALVERT CITY	CALVERT CITY	9,813
3	KYD981852502	COOPER INDUSTRIES/NATIONAL ELECTRIC	DAYHOIT	5,103
4	KYD000770313	ENVIRONMENTAL CONSERVATION SYSTEMS	BROOKS	5,093
5	KYD074069980	MARATHON OIL COMPANY	LOUISVILLE	4,840
6	KYD094203213	BROWN PRINTING CO., FRANKLIN DIVISION	FRANKLIN	4,183
7	KYD006370175	ISP CHEMCIALS INC.	CALVERT CITY	3,175
8	KYD991277112	NEWPORT STEEL CORP WILDER PLANT	WILDER	3,075
9	KYD058692526	ALCAN INGOT, SEBREE ALUMINUM PLANT	HENDERSON	2,931
10	KYD000207282	KENTUCKY ELEC STEEL CO	ASHLAND	2,918
11	KYD049062375	NSA, DIVISION OF SOUTHWIRE COMPANY	HAWESVILLE	2,715
12	KYD161955380	TOYOTA MOTOR MANUFACTURING USA	GEORGETOWN	2,502
13	KYD074062316	C & S TRUCK SCALES, INC.	LOUISVILLE	2,448
14	KYD070814033	AKZO COATINGS INC.	LOUISVILLE	2,192
15	KYD985081421	I-75 BRENT SPENCE BRIDGE (PAINT REMOVAL)	COVINGTON	2,116
16	KYD000605568	HI-TEK POLYMERS, INC.	LOUISVILLE	1,912
17	KYD006370167	B.F. GOODRICH CHEMICAL GROUP	CALVERT CITY	1,823
18	KYD000821942	MIDWEST ENVIRONMENTAL SERVICES, INC.	LOUISVILLE	1,802
19	KYD098103096	LOUISIANA DOCK COMPANY	LOUISVILLE	1,692
20	KYD082390394	SHERWIN WILLIAMS CO	RICHMOND	1,656
21	KYD054272554	TECUMSEH PRODUCTS COMPANY	SOMERSET	1,655
22	KYD980845424	ASHLAND PETROLEUM, MARINE TERMINAL	ASHLAND	1,380
23	KYD071315899	FORD MOTOR COMPANY-LOU. ASSEMBLY PLANT	LOUISVILLE	1,358
24	KYD045738127	TRINITY INDUSTRIES, INC.	ELIZABETHTOWN	1,173
25	KYD985072982	WESTLAKE PVC	CALVERT CITY	1,152
26	KYD005013032	ARMCO STEEL COMPANY, L.P. COKE PLT.	ASHLAND	1,122
27	KYD062979158	POLYKEN TECHNOLOGIES	FRANKLIN	1,074
28	KYD981027469	SAFETY-KLEEN CORP. (-4-090-01)	LEXINGTON	1,022
29	KYD042943985	DOW CORNING CORPORATION	CARROLLTON	949
30	KYD070217997	EXMET OF KENTUCKY, INC.	LOUISVILLE	909
31	KYD062951801	GREEN RIVER STEEL CORPORATION	OWENSBORO	877
32	KYD003924198	E.I. DU PONT DE NEMOURS & CO., INC.	LOUISVILLE	876
33	KYD041376138	ASHLAND PETROLEUM COMPANY	CATLETTSBURG	794
34	KYD053351227	FORD MOTOR CO. - KY. TRUCK PLANT	LOUISVILLE	773
35	KYD049064017	KEN DEC INC.	HORSE CAVE	754
36	KYD985079797	BEKAERT CORPORATION	SHELBYVILLE	734
37	KYD981027451	SAFETY-KLEEN CORP. (4-075-01)	ASHLAND	709
38	KYD091514653	SAFETY-KLEEN CORP. (4-091-01)	LOUISVILLE	695
39	KYD990737066	COURTAULDS COATINGS, FKA-PORTER PAINT CO	LOUISVILLE	655
40	KYD006375737	LEXMARK INTERNATIONAL, INC.	LEXINGTON	650
41	KYD044914356	UNIVERSAL FASTENERS INC.	LAWRENCEBURG	632
42	KYD058691031	COMMONWEALTH ALUMINUM CORPORATION	LEWISPORT	597
43	KYD071316095	MARATHON OIL COMPANY	LOUISVILLE	589
44	KYD006382394	JOHNSON CONTROLS BATTERY GROUP, INC.	LOUISVILLE	586
45	KYD005009923	CALGON CORP	CATLETTSBURG	578
46	KYD006375489	AMERICAN STANDARD, INC.	LOUISVILLE	572
47	KY5170024173	NAVAL ORDNANCE STATION	LOUISVILLE	560
48	KYD006384531	ENGELHARD CORPORATION	LOUISVILLE	508
49	KYD006390017	ROHM & HAAS KY, INC.	LOUISVILLE	504
50	KYD985072008	WESTLAKE MONOMERS CORPORATION	CALVERT CITY	496
TOTAL				130,332

NOTES: COLUMNS MAY NOT SUM DUE TO ROUNDING.
STATE MAY HAVE FEWER THAN FIFTY SHIPPERS.
CBI DATA HAVE BEEN EXCLUDED FROM THIS STATE'S DATA.

KENTUCKY

1991 WASTE RECEIPTS

15 NUMBER OF RCRA HAZARDOUS WASTE RECEIVERS: 12

16 QUANTITY OF RCRA HAZARDOUS WASTE RECEIVED: 101,194 TONS

17 FIFTY LARGEST RCRA HAZARDOUS WASTE RECEIVERS, 1991

RANK	EPA ID	SITE NAME	CITY	QUANTITY RECEIVED (TONS)
1	KYD053348108	SAFETY-KLEEN CORP.	NEW CASTLE	50,815
2	KYD088438817	LWD INC CALVERT CITY	CALVERT CITY	25,527
3	KYD005003181	ARMCO STEEL COMPANY, L.P.-WEST WORKS	ASHLAND	12,608
4	KYD000770313	ENVIRONMENTAL CONSERVATION SYSTEMS	BROOKS	4,924
5	KYD000615898	ASHLAND PETROLEUM CO., ROUTE 3 LANDFILL	CATLETTSBURG	1,983
6	KYD000821942	MIDWEST ENVIRONMENTAL SERVICES, INC.	LOUISVILLE	1,709
7	KYD006373922	ATOCHEM NORTH AMERICA, INC.	CARROLLTON	1,131
8	KYD981027469	SAFETY-KLEEN CORP. (-4-090-01)	LEXINGTON	1,013
9	KYD981027451	SAFETY-KLEEN CORP. (4-075-01)	ASHLAND	725
10	KYD091514653	SAFETY-KLEEN CORP. (4-091-01)	LOUISVILLE	562
11	KYD006396246	OLIN CORPORATION	BRANDENBURG	108
12	KYD042593368	VAN WATERS & ROGERS, INC.	LOUISVILLE	90
TOTAL				101,194

NOTES: COLUMNS MAY NOT SUM DUE TO ROUNDING.
STATE MAY HAVE FEWER THAN FIFTY FACILITIES THAT RECEIVED WASTE.
CBI DATA HAVE BEEN EXCLUDED FROM THIS STATE'S DATA.

KENTUCKY

1991 WASTE RECEIPTS, CONTINUED

18 QUANTITY OF RCRA HAZARDOUS WASTE MANAGED, BY MANAGEMENT METHOD, LIMITED TO WASTE RECEIVED FROM OFF SITE, 1991

MANAGEMENT METHOD	SYSTEM TYPE CODE	QUANTITY MANAGED (TONS)	PERCENTAGE OF QUANTITY	NUMBER OF FACILITIES	PERCENTAGE OF FACILITIES
SOLVENTS RECOVERY	M021-M029	8,541	9	1	10
OTHER RECOVERY	M031-M039	12,608	13	1	10
INCINERATION	M041-M049	25,698	26	3	30
FUEL BLENDING	M061-----	48,214	49	3	30
OTHER TREATMENT	M121-M129	1,069	1	1	10
LANDFILL	M132-DISP	1,983	2	1	10
TOTAL		98,112	100	8	100

19 MANAGEMENT METHOD, BY QUANTITY OF RCRA HAZARDOUS WASTE MANAGED, LIMITED TO WASTE RECEIVED FROM OFF SITE, 1991

MANAGEMENT METHOD	SYSTEM TYPE CODE	QUANTITY MANAGED (TONS)	PERCENTAGE OF QUANTITY	NUMBER OF FACILITIES	PERCENTAGE OF FACILITIES
FUEL BLENDING	M061-----	48,214	49	3	30
INCINERATION	M041-M049	25,698	26	3	30
OTHER RECOVERY	M031-M039	12,608	13	1	10
SOLVENTS RECOVERY	M021-M029	8,541	9	1	10
LANDFILL	M132-DISP	1,983	2	1	10
OTHER TREATMENT	M121-M129	1,069	1	1	10
TOTAL		98,112	100	8	100

20 MANAGEMENT METHOD AND QUANTITY OF RCRA HAZARDOUS WASTE MANAGED, BY NUMBER OF FACILITIES, LIMITED TO WASTE RECEIVED FROM OFF SITE, 1991

MANAGEMENT METHOD	SYSTEM TYPE CODE	QUANTITY MANAGED (TONS)	PERCENTAGE OF QUANTITY	NUMBER OF FACILITIES	PERCENTAGE OF FACILITIES
INCINERATION	M041-M049	25,698	26	3	30
FUEL BLENDING	M061-----	48,214	49	3	30
SOLVENTS RECOVERY	M021-M029	8,541	9	1	10
OTHER RECOVERY	M031-M039	12,608	13	1	10
OTHER TREATMENT	M121-M129	1,069	1	1	10
LANDFILL	M132-DISP	1,983	2	1	10
TOTAL		98,112	100	8	100

NOTE: FACILITIES WITH ONLY STORAGE UNITS ARE EXCLUDED
COLUMNS MAY NOT SUM DUE TO ROUNDING.
COLUMNS MAY NOT SUM TO TOTAL BECAUSE FACILITIES MAY HAVE MULTIPLE HANDLINGS METHODS.
CBI DATA HAVE BEEN EXCLUDED FROM THIS STATE'S DATA.

KENTUCKY

1991 IMPORTS AND EXPORTS

21 QUANTITY OF RCRA HAZARDOUS WASTE IMPORTED: 86,397 TONS

22 QUANTITY OF RCRA HAZARDOUS WASTE EXPORTED: 4,585,723 TONS

23 QUANTITY AND PERCENTAGE OF RCRA HAZARDOUS WASTEWATER AND NON-WASTEWATER MANAGEMENT IN 1991

MANAGEMENT TYPE	TONS	PERCENTAGE
WASTEWATER	63,029	23
NON-WASTEWATER	211,504	77
TOTAL	274,533	100

NOTE: CBI DATA HAVE BEEN EXCLUDED FROM THIS STATE'S DATA.

LOUISIANA

1991 WASTE GENERATION

1 NUMBER OF RCRA LARGE QUANTITY GENERATORS (LQGS): 309

2 QUANTITY OF RCRA HAZARDOUS WASTE GENERATED: 31,486,169 TONS

3 FIFTY LARGEST RCRA HAZARDOUS WASTE GENERATORS IN THE STATE, 1991

RANK	EPA ID	SITE NAME	CITY	TOTAL GENERATED (TONS)
1	LAD008080350	CITGO PETROLEUM CORPORATION	LAKE CHARLES	13,547,750
2	LAD041581422	UNION CARBIDE CHEMICALS & PLASTICS COMP.	TAFT	6,512,541
3	LAD056024391	BP OIL COMPANY - ALLIANCE REFINERY	BELLE CHASSE	5,340,948
4	LAD008175390	AMERICAN CYANAMID	WAGGAMAN	1,722,587
5	LAD008086506	PPG INDUSTRIES, INC.	WESTLAKE	1,063,533
6	LAD981149750	UNION TEXAS PRODUCTS CORP.	GEISMAR	730,077
7	LAD001890367	EI DUPONT DE NEMOURS & CO	LAPLACE	656,256
8	LAD040776809	BASF CORPORATION	GEISMAR	571,041
9	LAD001700756	MONSANTO COMPANY	LULING	477,763
10	LAD086478047	VISTA CHEMICAL CO.LAKE CHARLES CHEM.COMP	WESTLAKE	336,245
11	LAD000777201	CHEMICAL WASTE MANAGEMENT	SULPHUR	86,131
12	LAD000618256	CECOS INTERNATIONAL, INC	WESTLAKE	65,859
13	LAD020597597	IMC FERTILIZER, INC	STERLINGTON	47,258
14	LAD079464095	LAIDLAW ENVIRONMENTAL SERVICES	CROWLEY	35,318
15	LAD008187080	THE DOW CHEMICAL COMPANY LA DIVISION	PLAQUEMINE	31,526
16	LAD057117434	GEORGIA GULF CORP.	PLAQUEMINE	31,065
17	LAD000618298	CECOS INTERNATIONAL	LIVINGSTON	28,796
18	LAD008080681	OLIN CORPORATION LAKE CHARLES PLANT	WESTLAKE	17,531
19	LAD008184137	SCHUYLKILL METALS CORPORATION	BATON ROUGE	16,088
20	LAD010395127	ROLLINS ENVIRONMENTAL SERVICES (LA) INC	BATON ROUGE	16,032
21	LAD980622104	SHELL CHEMICAL CO	NORCO	15,572
22	LAD008179707	MOBIL OIL CORPORATION	CHALMETTE	12,472
23	LAD990683716	CONOCO INC.	WESTLAKE	11,936
24	LAD053783445	CIBA-GEIGY CORPORATION	ST GABRIEL	9,856
25	LAD000812818	EXXON CHEMICAL AMERICAS - BR CHEM PLANT	BATON ROUGE	8,564
26	LAD094919339	BAYOU STEEL CORP	LAPLACE	6,944
27	LAD981052376	OXYCHEM PETROCHEMICALS	SULPHUR	6,796
28	LAD000778381	EXXON CHEMICAL CO. - B.R. PLASTICS PLANT	BATON ROUGE	6,290
29	LAD092681824	VULCAN CHEMICALS	GEISMAR	5,412
30	LAD041224932	FORMOSA PLASTICS CORP.,LA.	BATON ROUGE	4,382
31	LAD982560955	LAROCHE CHEMICALS INC.	GRAMERCY	4,302
32	LAD008188583	DELTECH CORPORATION	BATON ROUGE	3,847
33	LAD081999724	MARATHON OIL CO. - LA REFINING DIVISION	GARYVILLE	3,453
34	LAD008158289	EVANS COOPERAGE COMPANY, INC.	HARVEY	3,395
35	LAD008186579	SHELL OIL COMPANY	NORCO	2,574
36	LAD098598360	WESTSIDE GALVANIZING	PORT ALLEN	2,507
37	LAD981522048	WESTLAKE POLYMERS CORP	SULPHUR	2,322
38	LAD008161234	RHONE-POULENC BASIC CHEMICALS COMPANY	BATON ROUGE	2,239
39	LAD000726224	PLANTATION PIPE LINE CO. MD. FAC.	BATON ROUGE	1,906
40	LAD008058471	MURPHY OIL U.S.A., INC.	MERAUX	1,876
41	LAD050901669	NALCO CHEMICAL COMPANY	GARYVILLE	1,645
42	LAD980870794	T.T. BARGE CLEANING MILE 183, INC.	DONALDSONVILLE	1,523
43	LAD086560612	T.T. BARGE CLEANING, INC.	HARAHAN	1,425
44	LAD981514441	WASTE-TECH SERVICES INC	LAKE CHARLES	1,329
45	LAD003913449	BORDEN CHEMICALS & PLASTICS	GEISMAR	1,292
46	LA0213820533	US LA. ARMY AMMUNITION PLANT.	DOYLINE, LA.	1,176
47	LAD000209700	CECOS INTERNATIONAL	BATON ROUGE	1,174
48	LAD062662887	EXXON COMPANY U.S.A.	BATON ROUGE	1,104
49	LAD008213191	RUBICON	GEISMAR	977
50	LAD003913316	OCCIDENTAL CHEMICAL CORP.	TAFT	880
TOTAL				31,463,516

NOTE: STATE MAY HAVE FEWER THAN FIFTY GENERATORS

LOUISIANA

1991 WASTE GENERATION, CONTINUED

4 QUANTITIES OF WASTE GENERATED IN 1991 THAT WERE

- REPORTED WITH ONLY CHARACTERISTIC WASTE CODES
- REPORTED WITH ONLY LISTED WASTE CODES
- REPORTED WITH BOTH CHARACTERISTIC AND LISTED WASTE CODES

WASTE HAS ONLY CHARACTERISTIC CODES	TONS OF WASTE GENERATED	WASTE HAS ONLY LISTED CODES	TONS OF WASTE GENERATED	WASTE HAS BOTH CHARACTERISTIC AND LISTED CODES	TONS OF WASTE GENERATED
ONLY IGNITABLE	49,244	ONLY AN F CODE	98,048		
ONLY CORROSIVE	268,012	ONLY A K CODE	804,859		
ONLY REACTIVE	12,976	ONLY A P CODE	102		
ONLY D004-17	27,567	ONLY A U CODE	18,182		
ONLY D018-43	27,007,102				
HAS MORE THAN ONE CHARACTERISTIC CODE	541,237	HAS MORE THAN ONE LISTED CODE	649,983		
TOTAL	27,906,137	TOTAL	1,571,174	TOTAL CHAR. AND LISTED	986,902

5 QUANTITIES OF WASTE GENERATED IN 1991 THAT WERE MULTIPLY CODED

WASTE HAS ONLY CHARACTERISTIC CODES BUT MORE THAN ONE APPLIES	TONS OF WASTE GENERATED	ONLY LISTED CODES BUT HAS MORE THAN ONE	TONS OF WASTE GENERATED	BOTH CHAR. & LISTED CODES	TONS OF WASTE GENERATED
HAS IGNITABLE CODE	58,961			IGN. W/ AT LEAST 1 LSTD	88,069
HAS CORROSIVE CODE	487,476			CORR. W/ AT LEAST 1 LSTD	20,657
HAS REACTIVE CODE	480,198			REACT. W/ AT LEAST 1 LSTD	774,588
HAS D004-D017 CODE	34,119			D004-17 W/ AT LEAST 1 LSTD	101,590
HAS D018-D043 CODE	27,703			D018-43 W/ AT LEAST 1 LSTD	182,785
		HAS AN F CODE	647,959	F WASTE W/ AT LEAST 1 CHAR	180,662
		HAS A K CODE	649,939	K WASTE W/ AT LEAST 1 CHAR	820,848
		HAS A P CODE	646,091	P WASTE W/ AT LEAST 1 CHAR	13,747
		HAS A U CODE	649,890	U WASTE W/ AT LEAST 1 CHAR	110,204
TOTAL	541,237	TOTAL	649,983	TOTAL	986,902

NOTE: COLUMNS DO NOT SUM TO TOTAL BECAUSE A WASTE CODE MAY APPLY TO MORE THAN ONE WASTE.
MIXTURES WITH IGNITABLE, CORROSIVE, REACTIVE, D004-17, AND D018-43 CHARACTERISTIC CODES ALSO MAY CONTAIN OTHER CHARACTERISTIC WASTE CODES.
SIMILARLY, WASTES WITH F,K,P, AND U LISTED CODES MAY HAVE OTHER LISTED WASTE CODES

LOUISIANA

WASTE MANAGEMENT

6 NUMBER OF RCRA TSD FACILITIES: 63

7 QUANTITY OF RCRA HAZARDOUS WASTE MANAGED: 31,589,603 TONS

8 FIFTY LARGEST RCRA HAZARDOUS WASTE MANAGEMENT FACILITIES, 1991

RANK	EPAID	SITE NAME	CITY	TONS OF WASTE MANAGED
1	LAD008080350	CITGO PETROLEUM CORPORATION	LAKE CHARLES	13,546,246
2	LAD041581422	UNION CARBIDE CHEMICALS & PLASTICS COMP.	TAFT	6,512,298
3	LAD056024391	BP OIL COMPANY - ALLIANCE REFINERY	BELLE CHASSE	5,340,881
4	LAD008175390	AMERICAN CYANAMID	WAGGAMAN	1,722,482
5	LAD008086506	PPG INDUSTRIES, INC.	WESTLAKE	1,048,664
6	LAD981149750	UNION TEXAS PRODUCTS CORP.	GEISMAR	729,853
7	LAD001890367	EI DUPONT DE NEMOURS & CO	LAPLACE	656,085
8	LAD040776809	BASF CORPORATION	GEISMAR	569,632
9	LAD001700756	MONSANTO COMPANY	LULING	476,601
10	LAD086478047	VISTA CHEMICAL CO.LAKE CHARLES CHEM.COMP	WESTLAKE	328,548
11	LAD000777201	CHEMICAL WASTE MANAGEMENT	SULPHUR	153,784
12	LAD981057706	MARINE SHALE PROCESSORS INC	AMELIA	80,106
13	LAD000618256	CECOS INTERNATIONAL, INC	WESTLAKE	69,435
14	LAD079464095	LAIDLAW ENVIRONMENTAL SERVICES	CROWLEY	66,360
15	LAD020597597	IMC FERTILIZER, INC	STERLINGTON	46,794
16	LAD010395127	ROLLINS ENVIRONMENTAL SERVICES (LA) INC	BATON ROUGE	39,142
17	LAD008187080	THE DOW CHEMICAL COMPANY LA DIVISION	PLAQUEMINE	30,686
18	LAD000778514	ROLLINS ENV. SERVICES OF LA.	PLAQUEMINE	30,678
19	LAD057117434	GEORGIA GULF CORP.	PLAQUEMINE	30,039
20	LAD008184137	SCHUYLKILL METALS CORPORATION	BATON ROUGE	23,394
21	LAD008161234	RHONE-POULENC BASIC CHEMICALS COMPANY	BATON ROUGE	20,443
22	LAD980622104	SHELL CHEMICAL CO	NORCO	15,337
23	LAD008080681	OLIN CORPORATION LAKE CHARLES PLANT	WESTLAKE	14,701
24	LAD008179707	MOBIL OIL CORPORATION	CHALMETTE	10,580
25	LAD058472721	AMAX METALS RECOVERY, INC.	BRAITHWAITE	7,108
26	LAD000778381	EXXON CHEMICAL CO. - B.R. PLASTICS PLANT	BATON ROUGE	5,971
27	LAD092681824	VULCAN CHEMICALS	GEISMAR	5,127
28	LAD053783445	CIBA-GEIGY CORPORATION	ST GABRIEL	4,334
29	LAD981512627	PURE SOLVE, INC.	PORT ALLEN	1,250
30	LAD008186579	SHELL OIL COMPANY	NORCO	1,138
31	LAD981152903	NEW ORLEANS SILVERSMITHS	NEW ORLEANS	527
32	LAD010390599	WESTVACO CORPORATION	DERIDDER	391
33	LAD008073439	FIRESTONE SYNTHETIC RUBBER & LATEX CO.	SULPHUR	349
34	LAD081999724	MARATHON OIL CO. - LA REFINING DIVISION	GARYVILLE	272
35	LAD008213191	RUBICON	GEISMAR	193
36	LAD034199802	CHEVRON CHEMICAL CO. - OAK POINT PLANT	BELLE CHASSE	103
37	LA0213820533	US LA. ARMY AMMUNITION PLANT.	DOYLINE, LA.	57
38	LAD981055791	R & D FABRICATING	COLFAX	10
39	LA9571924050	BARKDALE AIR FORCE BASE	BOSSIER	0
TOTAL				31,589,603

NOTE: STATE MAY HAVE FEWER THAN FIFTY FACILITIES THAT MANAGED WASTES.
WASTE ONLY MANAGED BY STORAGE IS NOT INCLUDED.

LOUISIANA

WASTE MANAGEMENT, CONTINUED

9 QUANTITY OF RCRA HAZARDOUS WASTE MANAGED BY MANAGEMENT METHOD, 1991

MANAGEMENT METHOD	SYSTEM TYPE CODE	QUANTITY MANAGED (TONS)	PERCENTAGE OF QUANTITY	NUMBER OF FACILITIES	PERCENTAGE OF FACILITIES
METALS RECOVERY (FOR REUSE)	M011-M019	14,985	0	3	5
OTHER RECOVERY	M031-M039	55,157	0	4	6
INCINERATION	M041-M049	128,479	0	11	17
ENERGY RECOVERY (REUSE AS FUEL)	M051-M059	123,293	0	14	22
FUEL BLENDING	M061-----	66,360	0	1	2
AQUEOUS ORGANIC TREATMENT	M081-M089	14,458,464	46	7	11
AQUEOUS ORGANIC AND INORGANIC TREATMENT	M091-M099	13,527,855	43	1	2
STABILIZATION	M111-M119	23,326	0	2	3
OTHER TREATMENT	M121-M129	486,108	2	8	12
LAND TREATMENT / APPLICATION / FARMING	M131-DISP	272	0	1	2
LANDFILL	M132-DISP	160,653	1	4	6
DEEPWELL / UNDERGROUND INJECTION	M134-DISP	2,544,595	8	7	11
OTHER DISPOSAL SPECIFIED IN COMMENTS	M137-DISP	57	0	2	3
TOTAL		31,589,603	100	39	100

10 MANAGEMENT METHOD, BY QUANTITY OF RCRA HAZARDOUS WASTE MANAGED, 1991

MANAGEMENT METHOD	SYSTEM TYPE CODE	QUANTITY MANAGED (TONS)	PERCENTAGE OF QUANTITY	NUMBER OF FACILITIES	PERCENTAGE OF FACILITIES
AQUEOUS ORGANIC TREATMENT	M081-M089	14,458,464	46	7	11
AQUEOUS ORGANIC AND INORGANIC TREATMENT	M091-M099	13,527,855	43	1	2
DEEPWELL / UNDERGROUND INJECTION	M134-DISP	2,544,595	8	7	11
OTHER TREATMENT	M121-M129	486,108	2	8	12
LANDFILL	M132-DISP	160,653	1	4	6
INCINERATION	M041-M049	128,479	0	11	17
ENERGY RECOVERY (REUSE AS FUEL)	M051-M059	123,293	0	14	22
FUEL BLENDING	M061-----	66,360	0	1	2
OTHER RECOVERY	M031-M039	55,157	0	4	6
STABILIZATION	M111-M119	23,326	0	2	3
METALS RECOVERY (FOR REUSE)	M011-M019	14,985	0	3	5
LAND TREATMENT / APPLICATION / FARMING	M131-DISP	272	0	1	2
OTHER DISPOSAL SPECIFIED IN COMMENTS	M137-DISP	57	0	2	3
TOTAL		31,589,603	100	39	100

11 MANAGEMENT METHOD AND QUANTITY OF RCRA HAZARDOUS WASTE MANAGED BY NUMBER OF FACILITIES, 1991

MANAGEMENT METHOD	SYSTEM TYPE CODE	QUANTITY MANAGED (TONS)	PERCENTAGE OF QUANTITY	NUMBER OF FACILITIES	PERCENTAGE OF FACILITIES
ENERGY RECOVERY (REUSE AS FUEL)	M051-M059	123,293	0	14	22
INCINERATION	M041-M049	128,479	0	11	17
OTHER TREATMENT	M121-M129	486,108	2	8	12
AQUEOUS ORGANIC TREATMENT	M081-M089	14,458,464	46	7	11
DEEPWELL / UNDERGROUND INJECTION	M134-DISP	2,544,595	8	7	11
OTHER RECOVERY	M031-M039	55,157	0	4	6
LANDFILL	M132-DISP	160,653	1	4	6
METALS RECOVERY (FOR REUSE)	M011-M019	14,985	0	3	5
STABILIZATION	M111-M119	23,326	0	2	3
OTHER DISPOSAL SPECIFIED IN COMMENTS	M137-DISP	57	0	2	3
FUEL BLENDING	M061-----	66,360	0	1	2
AQUEOUS ORGANIC AND INORGANIC TREATMENT	M091-M099	13,527,855	43	1	2
LAND TREATMENT / APPLICATION / FARMING	M131-DISP	272	0	1	2
TOTAL		31,589,603	100	39	100

NOTE: FACILITIES WITH ONLY STORAGE UNITS ARE EXCLUDED.
COLUMNS MAY NOT SUM DUE TO ROUNDING.
COLUMNS MAY NOT SUM TO TOTAL BECAUSE FACILITIES MAY HAVE MULTIPLE HANDLINGS METHODS.

LOUISIANA

1991 WASTE SHIPMENTS

12 NUMBER OF RCRA HAZARDOUS WASTE SHIPPERS: 307

13 QUANTITY OF RCRA HAZARDOUS WASTE SHIPPED: 291,011 TONS

14 FIFTY LARGEST RCRA HAZARDOUS WASTE SHIPPERS, 1991

RANK	EPA ID	SITE NAME	CITY	QUANTITY SHIPPED (TONS)
1	LAD000777201	CHEMICAL WASTE MANAGEMENT	SULPHUR	81,048
2	LAD079464095	LAIDLAW ENVIRONMENTAL SERVICES	CROWLEY	35,220
3	LAD000618298	CECOS INTERNATIONAL	LIVINGSTON	28,795
4	LAD008086506	PPG INDUSTRIES, INC.	WESTLAKE	14,869
5	LAD086478047	VISTA CHEMICAL CO.LAKE CHARLES CHEM.COMP	WESTLAKE	7,819
6	LAD000812818	EXXON CHEMICAL AMERICAS - BR CHEM PLANT	BATON ROUGE	7,712
7	LAD094919339	BAYOU STEEL CORP	LAPLACE	6,944
8	LAD000618256	CECOS INTERNATIONAL, INC	WESTLAKE	6,915
9	LAD981052376	OXYCHEM PETROCHEMICALS	SULPHUR	6,796
10	LAD010395127	ROLLINS ENVIRONMENTAL SERVICES (LA) INC	BATON ROUGE	6,118
11	LAD053783445	CIBA-GEIGY CORPORATION	ST GABRIEL	5,545
12	LAD041224932	FORMOSA PLASTICS CORP.,LA.	BATON ROUGE	4,399
13	LAD982560955	LAROCHE CHEMICALS INC.	GRAMERCY	4,302
14	LAD008188583	DELTECH CORPORATION	BATON ROUGE	4,185
15	LAD081999724	MARATHON OIL CO. - LA REFINING DIVISION	GARYVILLE	3,177
16	LAD062662887	EXXON COMPANY U.S.A.	BATON ROUGE	2,879
17	LAD008080681	OLIN CORPORATION LAKE CHARLES PLANT	WESTLAKE	2,836
18	LAD001890367	EI DUPONT DE NEMOURS & CO	LAPLACE	2,571
19	LAD098598360	WESTSIDE GALVANIZING	PORT ALLEN	2,508
20	LAD981522048	WESTLAKE POLYMERS CORP	SULPHUR	2,322
21	LAD008161234	RHONE-POULENC BASIC CHEMICALS COMPANY	BATON ROUGE	2,241
22	LAD000726224	PLANTATION PIPE LINE CO. MD. FAC.	BATON ROUGE	1,906
23	LAD008179707	MOBIL OIL CORPORATION	CHALMETTE	1,891
24	LAD008058471	MURPHY OIL U.S.A., INC.	MERAUX	1,876
25	LAD008187080	THE DOW CHEMICAL COMPANY LA DIVISION	PLAQUEMINE	1,628
26	LAD050901669	NALCO CHEMICAL COMPANY	GARYVILLE	1,575
27	LAD008080350	CITGO PETROLEUM CORPORATION	LAKE CHARLES	1,527
28	LAD980870794	T.T. BARGE CLEANING MILE 183, INC.	DONALDSONVILLE	1,523
29	LAD008186579	SHELL OIL COMPANY	NORCO	1,436
30	LAD086560612	T.T. BARGE CLEANING, INC.	HARAHAN	1,425
31	LAD990683716	CONOCO INC.	WESTLAKE	1,424
32	LAD040776809	BASF CORPORATION	GEISMAR	1,409
33	LAD981514441	WASTE-TECH SERVICES INC	LAKE CHARLES	1,329
34	LAD089841902	SAFETY-KLEEN CORPORATION	KENNER	1,295
35	LAD003913449	BORDEN CHEMICALS & PLASTICS	GEISMAR	1,276
36	LAD000209700	CECOS INTERNATIONAL	BATON ROUGE	1,174
37	LAD001700756	MONSANTO COMPANY	LULING	1,160
38	LAD057117434	GEORGIA GULF CORP.	PLAQUEMINE	1,027
39	LA0213820533	US LA. ARMY AMMUNITION PLANT.	DOYLINE, LA.	994
40	LAD003913316	OCCIDENTAL CHEMICAL CORP.	TAFT	880
41	LAD981512627	PURE SOLVE, INC.	PORT ALLEN	876
42	LAD008194060	UNIROYAL CHEMICAL CO. INC.	GEISMAR	846
43	LAD985184761	WESTLAKE PETROCHEMICALS CORP.	SULPHUR	835
44	LAD008213191	RUBICON	GEISMAR	782
45	LAD089317341	GENERAL MOTORS CORP. - TRUCK & BUS GROUP	SHREVEPORT	757
46	LAD065485146	STAR ENTERPRISE	UNION	665
47	LAD094191236	ST MARY GALVANZING CO	BAYOU VISTA	607
48	LAD150433464	A-Z TERMINAL CORPORATION	AMELIA	556
49	LA4800014587	MARTIN MARIETTA/US NASA	NEW ORLEANS	549
50	LAD000757286	ETHYL CORPORATION - PDC	BATON ROUGE	540
TOTAL				272,972

NOTES: COLUMNS MAY NOT SUM DUE TO ROUNDING.
STATE MAY HAVE FEWER THAN FIFTY SHIPPERS.

LOUISIANA

1991 WASTE RECEIPTS

15 NUMBER OF RCRA HAZARDOUS WASTE RECEIVERS: 17

16 QUANTITY OF RCRA HAZARDOUS WASTE RECEIVED: 392,715 TONS

17 FIFTY LARGEST RCRA HAZARDOUS WASTE RECEIVERS, 1991

RANK	EPA ID	SITE NAME	CITY	QUANTITY RECEIVED (TONS)
1	LAD000777201	CHEMICAL WASTE MANAGEMENT	SULPHUR	147,684
2	LAD981057706	MARINE SHALE PROCESSORS INC	AMELIA	80,106
3	LAD079464095	LAIDLAW ENVIRONMENTAL SERVICES	CROWLEY	31,044
4	LAD000778514	ROLLINS ENV. SERVICES OF LA.	PLAQUEMINE	30,678
5	LAD010395127	ROLLINS ENVIRONMENTAL SERVICES (LA) INC	BATON ROUGE	29,228
6	LAD981057441	SAFETY-KLEEN CORP.	PINEVILLE	23,213
7	LAD008161234	RHONE-POULENC BASIC CHEMICALS COMPANY	BATON ROUGE	20,443
8	LAD000618256	CECOS INTERNATIONAL, INC	WESTLAKE	7,795
9	LAD008184137	SCHUYLKILL METALS CORPORATION	BATON ROUGE	7,350
10	LAD058472721	AMAX METALS RECOVERY, INC.	BRAITHWAITE	7,108
11	LAD089841902	SAFETY-KLEEN CORPORATION	KENNER	3,084
12	LAD001890367	EI DUPONT DE NEMOURS & CO	LAPLACE	2,398
13	LAD981512627	PURE SOLVE, INC.	PORT ALLEN	1,271
14	LAD008187080	THE DOW CHEMICAL COMPANY LA DIVISION	PLAQUEMINE	774
15	LAD981152903	NEW ORLEANS SILVERSMITHS	NEW ORLEANS	527
16	LAD981055791	R & D FABRICATING	COLFAX	10
17	LA9572124452	U.S. AIR FORCE - ENGLAND AFB	ENGLAND AFB	2
TOTAL				392,715

NOTES: COLUMNS MAY NOT SUM DUE TO ROUNDING.
STATE MAY HAVE FEWER THAN FIFTY FACILITIES THAT RECEIVED WASTE.

LOUISIANA

1991 WASTE RECEIPTS, CONTINUED

18 QUANTITY OF RCRA HAZARDOUS WASTE MANAGED, BY MANAGEMENT METHOD, LIMITED TO WASTE RECEIVED FROM OFF SITE, 1991

MANAGEMENT METHOD	SYSTEM TYPE CODE	QUANTITY MANAGED (TONS)	PERCENTAGE OF QUANTITY	NUMBER OF FACILITIES	PERCENTAGE OF FACILITIES
METALS RECOVERY (FOR REUSE)	M011-M019	14,985	4	3	16
OTHER RECOVERY	M031-M039	27,654	8	1	5
INCINERATION	M041-M049	35,509	10	4	21
ENERGY RECOVERY (REUSE AS FUEL)	M051-M059	64,140	18	2	11
FUEL BLENDING	M061-----	31,044	8	1	5
STABILIZATION	M111-M119	2,023	1	1	5
OTHER TREATMENT	M121-M129	2,355	1	3	16
LANDFILL	M132-DISP	150,213	41	2	11
DEEPWELL / UNDERGROUND INJECTION	M134-DISP	38,473	11	2	11
TOTAL		366,395	100	14	100

19 MANAGEMENT METHOD, BY QUANTITY OF RCRA HAZARDOUS WASTE MANAGED, LIMITED TO WASTE RECEIVED FROM OFF SITE, 1991

MANAGEMENT METHOD	SYSTEM TYPE CODE	QUANTITY MANAGED (TONS)	PERCENTAGE OF QUANTITY	NUMBER OF FACILITIES	PERCENTAGE OF FACILITIES
LANDFILL	M132-DISP	150,213	41	2	11
ENERGY RECOVERY (REUSE AS FUEL)	M051-M059	64,140	18	2	11
DEEPWELL / UNDERGROUND INJECTION	M134-DISP	38,473	11	2	11
INCINERATION	M041-M049	35,509	10	4	21
FUEL BLENDING	M061-----	31,044	8	1	5
OTHER RECOVERY	M031-M039	27,654	8	1	5
METALS RECOVERY (FOR REUSE)	M011-M019	14,985	4	3	16
OTHER TREATMENT	M121-M129	2,355	1	3	16
STABILIZATION	M111-M119	2,023	1	1	5
TOTAL		366,395	100	14	100

20 MANAGEMENT METHOD AND QUANTITY OF RCRA HAZARDOUS WASTE MANAGED, BY NUMBER OF FACILITIES, LIMITED TO WASTE RECEIVED FROM OFF SITE, 1991

MANAGEMENT METHOD	SYSTEM TYPE CODE	QUANTITY MANAGED (TONS)	PERCENTAGE OF QUANTITY	NUMBER OF FACILITIES	PERCENTAGE OF FACILITIES
INCINERATION	M041-M049	35,509	10	4	21
METALS RECOVERY (FOR REUSE)	M011-M019	14,985	4	3	16
OTHER TREATMENT	M121-M129	2,355	1	3	16
ENERGY RECOVERY (REUSE AS FUEL)	M051-M059	64,140	18	2	11
LANDFILL	M132-DISP	150,213	41	2	11
DEEPWELL / UNDERGROUND INJECTION	M134-DISP	38,473	11	2	11
OTHER RECOVERY	M031-M039	27,654	8	1	5
FUEL BLENDING	M061-----	31,044	8	1	5
STABILIZATION	M111-M119	2,023	1	1	5
TOTAL		366,395	100	14	100

NOTE: FACILITIES WITH ONLY STORAGE UNITS ARE EXCLUDED
COLUMNS MAY NOT SUM DUE TO ROUNDING.
COLUMNS MAY NOT SUM TO TOTAL BECAUSE FACILITIES MAY HAVE MULTIPLE HANDLINGS METHODS.

LOUISIANA

1991 IMPORTS AND EXPORTS

21 QUANTITY OF RCRA HAZARDOUS WASTE IMPORTED: 252,643 TONS

22 QUANTITY OF RCRA HAZARDOUS WASTE EXPORTED: 4,585,723 TONS

23 QUANTITY AND PERCENTAGE OF RCRA HAZARDOUS WASTEWATER AND NON-WASTEWATER MANAGEMENT IN 1991

MANAGEMENT TYPE	TONS	PERCENTAGE
WASTEWATER	31,032,098	98
NON-WASTEWATER	557,505	2
TOTAL	31,589,603	100

MAINE

1991 WASTE GENERATION

1 NUMBER OF RCRA LARGE QUANTITY GENERATORS (LQGS): 155

2 QUANTITY OF RCRA HAZARDOUS WASTE GENERATED: 11,657 TONS

3 FIFTY LARGEST RCRA HAZARDOUS WASTE GENERATORS IN THE STATE, 1991

RANK	EPA ID	SITE NAME	CITY	TOTAL GENERATED (TONS)
1	MED000791681	PRATT & WHITNEY	NORTH BERWICK	2,553
2	ME7170022019	PORTSMOUTH NAVAL SHIPYARD	KITTERY	2,311
3	MED058951047	GTE CONTROL DEVICES INC	STANDISH	701
4	MED000242701	LCP CHEMICALS-MAINE	ORRINGTON	593
5	MED065034183	MAINE ELECTRONICS INC	LISBON	591
6	MED040249096	CYRO INDUSTRIES	SANFORD	509
7	MED001095207	ROBINSON MANUFACTURING CO	OXFORD	499
8	MED985467448	KEYES FIBRE CO - MACHINE SHOP	WATERVILLE	311
9	MED001098458	NATIONAL SEMICONDUCTOR	SOUTH PORTLAND	287
10	ME9570024522	UNITED STATES AIR FORCE - LORING	LIMESTONE	229
11	MED042141408	SD WARREN CO A SUBSIDIARY OF SCOTT PAPER	WESTBROOK	220
12	MED051431906	GENERAL ELECTRIC CO	AUBURN	177
13	MED980910053	SILVEX, INC	WESTBROOK	154
14	MED041460247	BATH IRON WORKS CORP	BATH	147
15	MED001096791	SACO DEFENSE	SACO	139
16	MED077469864	SPRAGUE ELECTRIC CO	SANFORD	129
17	MED982766750	ROBERT MITCHELL CO INC-DOUGLAS BROTHERS	PORTLAND	107
18	MED114443591	MAINE WOOD TREATERS INC	MECHANIC FALLS	100
19	MED001096395	PRIME TANNING CO	BERWICK	99
20	MED019051069	JET-LINE SERVICES, INC	SOUTH PORTLAND	99
21	ME4971590001	DEFENSE FUEL SUPPORT POINT	SOUTH HARPSWELL	82
22	MED985466358	CIANBRO CORP	PITTSFIELD	67
23	MED043252253	GENERAL ELECTRIC CO	BANGOR	67
24	MED046217352	EASTERN FINE PAPER CO	BREWER	66
25	MED001099076	JONES & VINING	LEWISTON	65
26	MED001099308	THE MEARL CORP	EASTPORT	60
27	MED001099746	GTE PRODUCTS CORP	WALDOBORO	50
28	MED980672182	CLEAN HARBORS OF MAINE INC	SOUTH PORTLAND	45
29	MED980523146	BATH IRON WORKS CORP	PORTLAND	41
30	MED001095041	BOISE CASCADE PAPER CO	RUMFORD	40
31	MED000649863	SEBAGO INC	WESTBROOK	38
32	MED065037491	MEGA INDUSTRIES	RAYMOND	35
33	ME5170024355	NAVAL COMPUTER & TELECOM STATION CUTLER	CUTLER	33
34	ME9690307880	U S COAST GUARD BASE	SOUTH PORTLAND	32
35	MED001107051	GREAT NORTHERN NEKOOSA - MILLINOCKET OP	MILLINOCKET	31
36	MED981072804	COOPER INDUSTRIES - ARROW HART DIV	BRUNSWICK	31
37	MED001097203	PHILIPS ELMET	LEWISTON	30
38	MED985467638	PRECISMETALS	WESTBROOK	29
39	MED086878980	MECON MFG	OXFORD	28
40	MED000841056	BATH IRON WORKS CORP	BRUNSWICK	24
41	ME8170022018	NAVAL AIR STATION	BRUNSWICK	24
42	ME6572890022	ME AIR NATIONAL GUARD	BANGOR	23
43	MED001098011	GEORGIA-PACIFIC CORP	MILLINOCKET	23
44	MED985471911	OXFORD AVIATION INC	OXFORD	23
45	MED000841015	GETTY TERMINAL CORP	SOUTH PORTLAND	22
46	ME3971524324	DEFENSE FUEL SUPPORT POINT	SEARSPORT	22
47	MED001095470	INTERNATIONAL PAPER CO	JAY	22
48	MED980671796	JAMES RIVER CORP	OLD TOWN	21
49	MED093624526	WATTS FLUIDAIR	KITTERY	21
50	MED040228983	PIONEER PLASTICS CORP	AUBURN	20
TOTAL				11,071

NOTE: STATE MAY HAVE FEWER THAN FIFTY GENERATORS

MAINE

1991 WASTE GENERATION, CONTINUED

4 QUANTITIES OF WASTE GENERATED IN 1991 THAT WERE

- REPORTED WITH ONLY CHARACTERISTIC WASTE CODES
- REPORTED WITH ONLY LISTED WASTE CODES
- REPORTED WITH BOTH CHARACTERISTIC AND LISTED WASTE CODES

WASTE HAS ONLY CHARACTERISTIC CODES	TONS OF WASTE GENERATED	WASTE HAS ONLY LISTED CODES	TONS OF WASTE GENERATED	WASTE HAS BOTH CHARACTERISTIC AND LISTED CODES	TONS OF WASTE GENERATED
ONLY IGNITABLE	1,103	ONLY AN F CODE	2,060		
ONLY CORROSIVE	1,060	ONLY A K CODE	575		
ONLY REACTIVE	0	ONLY A P CODE	1		
ONLY D004-17	3,237	ONLY A U CODE	6		
ONLY D018-43	61				
HAS MORE THAN ONE CHARACTERISTIC CODE	629	HAS MORE THAN ONE LISTED CODE	12		
TOTAL	6,090	TOTAL	2,654	TOTAL CHAR. AND LISTED	2,906

5 QUANTITIES OF WASTE GENERATED IN 1991 THAT WERE MULTIPLY CODED

WASTE HAS ONLY CHARACTERISTIC CODES BUT MORE THAN ONE APPLIES	TONS OF WASTE GENERATED	ONLY LISTED CODES BUT HAS MORE THAN ONE	TONS OF WASTE GENERATED	BOTH CHAR. & LISTED CODES	TONS OF WASTE GENERATED
HAS IGNITABLE CODE	501			IGN. W/ AT LEAST 1 LSTD	786
HAS CORROSIVE CODE	197			CORR. W/ AT LEAST 1 LSTD	10
HAS REACTIVE CODE	7			REACT. W/ AT LEAST 1 LSTD	2
HAS D004-D017 CODE	270			D004-17 W/ AT LEAST 1 LSTD	2,220
HAS D018-D043 CODE	29			D018-43 W/ AT LEAST 1 LSTD	310
		HAS AN F CODE	12	F WASTE W/ AT LEAST 1 CHAR	2,901
		HAS A K CODE	?	K WASTE W/ AT LEAST 1 CHAR	0
		HAS A P CODE	0	P WASTE W/ AT LEAST 1 CHAR	1
		HAS A U CODE	1	U WASTE W/ AT LEAST 1 CHAR	30
TOTAL	629	TOTAL	12	TOTAL	2,906

NOTE: COLUMNS DO NOT SUM TO TOTAL BECAUSE A WASTE CODE MAY APPLY TO MORE THAN ONE WASTE.
MIXTURES WITH IGNITABLE, CORROSIVE, REACTIVE, D004-17, AND D018-43 CHARACTERISTIC CODES ALSO MAY CONTAIN OTHER CHARACTERISTIC WASTE CODES.
SIMILARLY, WASTES WITH F,K,P, AND U LISTED CODES MAY HAVE OTHER LISTED WASTE CODES

MAINE

WASTE MANAGEMENT

6 NUMBER OF RCRA TSD FACILITIES: 52

7 QUANTITY OF RCRA HAZARDOUS WASTE MANAGED: 1,054 TONS

8 FIFTY LARGEST RCRA HAZARDOUS WASTE MANAGEMENT FACILITIES, 1991

RANK	EPAID	SITE NAME	CITY	TONS OF WASTE MANAGED
1	MED019051069	JET-LINE SERVICES INC	SOUTH PORTLAND	697
2	MED040249096	CYRO INDUSTRIES	SANFORD	300
3	ME7170022019	PORTSMOUTH NAVAL SHIPYARD	KITTERY	50
4	MED185106937	PORTLAND DRY CLEANING & LAUNDRY CTR	PORTLAND	3
5	ME9570024522	UNITED STATES AIR FORCE - LORING	LIMESTONE	1
6	MED981061955	PRO BODY WORK	WISCASSET	1
7	MED981888415	WEIRS MOTOR SALES INC	ARUNDEL	1
8	MED981064512	E M BEE CLEANERS	BELFAST	0
9	MED019041565	OGUNQUIT CAMERA	OGUNQUIT	0
TOTAL				1,054

NOTE: STATE MAY HAVE FEWER THAN FIFTY FACILITIES THAT MANAGED WASTES.
WASTE ONLY MANAGED BY STORAGE IS NOT INCLUDED.

MAINE

WASTE MANAGEMENT, CONTINUED

9 QUANTITY OF RCRA HAZARDOUS WASTE MANAGED BY MANAGEMENT METHOD, 1991

MANAGEMENT METHOD	SYSTEM TYPE CODE	QUANTITY MANAGED (TONS)	PERCENTAGE OF QUANTITY	NUMBER OF FACILITIES	PERCENTAGE OF FACILITIES
METALS RECOVERY (FOR REUSE)	M011-M019	0	0	1	9
SOLVENTS RECOVERY	M021-M029	306	29	6	55
AQUEOUS INORGANIC TREATMENT	M071-M079	50	5	1	9
AQUEOUS ORGANIC AND INORGANIC TREATMENT	M091-M099	488	46	1	9
OTHER TREATMENT	M121-M129	210	20	2	18
TOTAL		1,054	100	9	100

10 MANAGEMENT METHOD, BY QUANTITY OF RCRA HAZARDOUS WASTE MANAGED, 1991

MANAGEMENT METHOD	SYSTEM TYPE CODE	QUANTITY MANAGED (TONS)	PERCENTAGE OF QUANTITY	NUMBER OF FACILITIES	PERCENTAGE OF FACILITIES
AQUEOUS ORGANIC AND INORGANIC TREATMENT	M091-M099	488	46	1	9
SOLVENTS RECOVERY	M021-M029	306	29	6	55
OTHER TREATMENT	M121-M129	210	20	2	18
AQUEOUS INORGANIC TREATMENT	M071-M079	50	5	1	9
METALS RECOVERY (FOR REUSE)	M011-M019	0	0	1	9
TOTAL		1,054	100	9	100

11 MANAGEMENT METHOD AND QUANTITY OF RCRA HAZARDOUS WASTE MANAGED BY NUMBER OF FACILITIES, 1991

MANAGEMENT METHOD	SYSTEM TYPE CODE	QUANTITY MANAGED (TONS)	PERCENTAGE OF QUANTITY	NUMBER OF FACILITIES	PERCENTAGE OF FACILITIES
SOLVENTS RECOVERY	M021-M029	306	29	6	55
OTHER TREATMENT	M121-M129	210	20	2	18
METALS RECOVERY (FOR REUSE)	M011-M019	0	0	1	9
AQUEOUS INORGANIC TREATMENT	M071-M079	50	5	1	9
AQUEOUS ORGANIC AND INORGANIC TREATMENT	M091-M099	488	46	1	9
TOTAL		1,054	100	9	100

NOTE: FACILITIES WITH ONLY STORAGE UNITS ARE EXCLUDED.
COLUMNS MAY NOT SUM DUE TO ROUNDING.
COLUMNS MAY NOT SUM TO TOTAL BECAUSE FACILITIES MAY HAVE MULTIPLE HANDLINGS METHODS.

MAINE

1991 WASTE SHIPMENTS

12 NUMBER OF RCRA HAZARDOUS WASTE SHIPPERS: 154

13 QUANTITY OF RCRA HAZARDOUS WASTE SHIPPED: 11,925 TONS

14 FIFTY LARGEST RCRA HAZARDOUS WASTE SHIPPERS, 1991

RANK	EPA ID	SITE NAME	CITY	QUANTITY SHIPPED (TONS)
1	MED000791681	PRATT & WHITNEY	NORTH BERWICK	2,561
2	ME7170022019	PORTSMOUTH NAVAL SHIPYARD	KITTERY	2,540
3	MED980667810	SAFETY-KLEEN CORP	LEEDS	762
4	MED058951047	GTE CONTROL DEVICES INC	STANDISH	701
5	MED000242701	LCP CHEMICALS-MAINE	ORRINGTON	593
6	MED065034183	MAINE ELECTRONICS INC	LISBON	591
7	MED051431906	GENERAL ELECTRIC CO	AUBURN	328
8	MED985467448	KEYES FIBRE CO - MACHINE SHOP	WATERVILLE	311
9	MED001098458	NATIONAL SEMICONDUCTOR	SOUTH PORTLAND	287
10	ME9570024522	UNITED STATES AIR FORCE - LORING	LIMESTONE	229
11	MED042141408	SD WARREN CO A SUBSIDIARY OF SCOTT PAPER	WESTBROOK	214
12	MED040249096	CYRO INDUSTRIES	SANFORD	209
13	MED980910053	SILVEX, INC	WESTBROOK	174
14	MED041460247	BATH IRON WORKS CORP	BATH	147
15	MED001096791	SACO DEFENSE	SACO	139
16	MED077469864	SPRAGUE ELECTRIC CO	SANFORD	129
17	MED114443591	MAINE WOOD TREATERS INC	MECHANIC FALLS	100
18	MED001096395	PRIME TANNING CO	BERWICK	99
19	MED019051069	JET-LINE SERVICES INC	SOUTH PORTLAND	99
20	ME4971590001	DEFENSE FUEL SUPPORT POINT	SOUTH HARPSWELL	82
21	MED046217352	EASTERN FINE PAPER CO	BREWER	75
22	MED985466358	CIANBRO CORP	PITTSFIELD	67
23	MED043252253	GENERAL ELECTRIC CO	BANGOR	67
24	MED001099076	JONES & VINING	LEWISTON	65
25	ME5170024355	NAVAL COMPUTER & TELECOM STATION CUTLER	CUTLER	61
26	MED001099308	THE MEARL CORP	EASTPORT	60
27	MED001099746	GTE PRODUCTS CORP	WALDOBORO	50
28	MED980672182	CLEAN HARBORS OF MAINE INC	SOUTH PORTLAND	45
29	MED980523146	BATH IRON WORKS CORP	PORTLAND	41
30	MED001095041	BOISE CASCADE PAPER CO	RUMFORD	40
31	MED000649863	SEBAGO INC	WESTBROOK	38
32	ME9690307880	U S COAST GUARD BASE	SOUTH PORTLAND	32
33	MED001107051	GREAT NORTHERN NEKOOSA - MILLINOCKET OP	MILLINOCKET	31
34	MED981072804	COOPER INDUSTRIES - ARROW HART DIV	BRUNSWICK	31
35	MED001097203	PHILIPS ELMET	LEWISTON	30
36	MED985467638	PRECISMETALS	WESTBROOK	29
37	MED086878980	MECON MFG	OXFORD	28
38	MED000841056	BATH IRON WORKS CORP	BRUNSWICK	24
39	MED040228983	PIONEER PLASTICS CORP	AUBURN	23
40	ME6572890022	ME AIR NATIONAL GUARD	BANGOR	23
41	MED001098011	GEORGIA-PACIFIC CORP	MILLINOCKET	23
42	MED985471911	OXFORD AVIATION INC	OXFORD	23
43	MED000841015	GETTY TERMINAL CORP	SOUTH PORTLAND	22
44	ME3971524324	DEFENSE FUEL SUPPORT POINT	SEARSPORT	22
45	MED001095470	INTERNATIONAL PAPER CO	JAY	22
46	MED980671796	JAMES RIVER CORP	OLD TOWN	21
47	ME8170022018	NAVAL AIR STATION	BRUNSWICK	21
48	MED093624526	WATTS FLUIDAIR	KITTERY	21
49	MED000841064	THE IRWIN COMPANY	GORHAM	19
50	MED982194250	SOUTHERN MAINE INDUSTRIES CORP	PORTLAND	19
TOTAL				11,371

NOTES: COLUMNS MAY NOT SUM DUE TO ROUNDING.
STATE MAY HAVE FEWER THAN FIFTY SHIPPERS.

MAINE

1991 WASTE RECEIPTS

15 NUMBER OF RCRA HAZARDOUS WASTE RECEIVERS: 2

16 QUANTITY OF RCRA HAZARDOUS WASTE RECEIVED: 1,358 TONS

17 FIFTY LARGEST RCRA HAZARDOUS WASTE RECEIVERS, 1991

RANK	EPA ID	SITE NAME	CITY	QUANTITY RECEIVED (TONS)
1	MED019051069	JET-LINE SERVICES INC	SOUTH PORTLAND	697
2	MED980667810	SAFETY-KLEEN CORP	LEEDS	661
TOTAL				1,358

NOTES: COLUMNS MAY NOT SUM DUE TO ROUNDING.
STATE MAY HAVE FEWER THAN FIFTY FACILITIES THAT RECEIVED WASTE.

18 QUANTITY OF RCRA HAZARDOUS WASTE MANAGED, BY MANAGEMENT METHOD, LIMITED TO WASTE RECEIVED FROM OFF SITE, 1991

MANAGEMENT METHOD	SYSTEM TYPE CODE	QUANTITY MANAGED (TONS)	PERCENTAGE OF QUANTITY	NUMBER OF FACILITIES	PERCENTAGE OF FACILITIES
AQUEOUS ORGANIC AND INORGANIC TREATMENT	M091-M099	488	70	1	50
OTHER TREATMENT	M121-M129	209	30	1	50
TOTAL		697	100	1	100

19 MANAGEMENT METHOD, BY QUANTITY OF RCRA HAZARDOUS WASTE MANAGED, LIMITED TO WASTE RECEIVED FROM OFF SITE, 1991

MANAGEMENT METHOD	SYSTEM TYPE CODE	QUANTITY MANAGED (TONS)	PERCENTAGE OF QUANTITY	NUMBER OF FACILITIES	PERCENTAGE OF FACILITIES
AQUEOUS ORGANIC AND INORGANIC TREATMENT	M091-M099	488	70	1	50
OTHER TREATMENT	M121-M129	209	30	1	50
TOTAL		697	100	1	100

20 MANAGEMENT METHOD AND QUANTITY OF RCRA HAZARDOUS WASTE MANAGED, BY NUMBER OF FACILITIES, LIMITED TO WASTE RECEIVED FROM OFF SITE, 1991

MANAGEMENT METHOD	SYSTEM TYPE CODE	QUANTITY MANAGED (TONS)	PERCENTAGE OF QUANTITY	NUMBER OF FACILITIES	PERCENTAGE OF FACILITIES
AQUEOUS ORGANIC AND INORGANIC TREATMENT	M091-M099	488	70	1	50
OTHER TREATMENT	M121-M129	209	30	1	50
TOTAL		697	100	1	100

NOTE: FACILITIES WITH ONLY STORAGE UNITS ARE EXCLUDED
COLUMNS MAY NOT SUM DUE TO ROUNDING.
COLUMNS MAY NOT SUM TO TOTAL BECAUSE FACILITIES MAY HAVE MULTIPLE HANDLINGS METHODS.

MAINE

1991 IMPORTS AND EXPORTS

21 QUANTITY OF RCRA HAZARDOUS WASTE IMPORTED: 380 TONS

22 QUANTITY OF RCRA HAZARDOUS WASTE EXPORTED: 4,585,723 TONS

23 QUANTITY AND PERCENTAGE OF RCRA HAZARDOUS WASTEWATER AND NON-WASTEWATER MANAGEMENT IN 1991

MANAGEMENT TYPE	TONS	PERCENTAGE
WASTEWATER	748	71
NON-WASTEWATER	306	29
TOTAL	1,054	100

MARYLAND

1991 WASTE GENERATION

1 NUMBER OF RCRA LARGE QUANTITY GENERATORS (LQGS): 430

2 QUANTITY OF RCRA HAZARDOUS WASTE GENERATED: 75,911 TONS

3 FIFTY LARGEST RCRA HAZARDOUS WASTE GENERATORS IN THE STATE, 1991

RANK	EPA ID	SITE NAME	CITY	TOTAL GENERATED (TONS)
1	MDD053945432	BETHLEHEM STEEL - SPARROWS POINT PL	SPARROWS POINT	11,216
2	MDD003071875	F M C CORPORATION - AGRI CHEM GROUP	BALTIMORE	9,264
3	MDD086140944	EASTERN STAINLESS STEEL COMPANY	BALTIMORE	5,675
4	MDD069396711	ALLIED SIGNAL INC.	BALTIMORE	4,721
5	MD3210021355	U.S. ARMY (ABERDEEN PROVING GROUND)	ABERDEEN	3,490
6	MDD000797365	BROWNING-FERRIS INC.	GLEN BURNIE	2,834
7	MD7170024536	US, NAVAL AIR STATION-PATUXENT	PATUXENT RIVER	2,543
8	MDD003063476	RHONE-POULENC SURFACTANTS & SPECIALISTS	BALTIMORE	2,425
9	MDD000731356	MD ENVIRONMENTAL SERVICES-HAWKINS	BALTIMORE	2,339
10	MDD046279311	GENERAL ELECTRIC CO.	COLUMBIA	1,856
11	MDD000215160	SHERWIN-WILLIAMS CO.	BALTIMORE	1,749
12	MDD003084464	ATOCHEM NORTH AMERICA	BALTIMORE	1,523
13	MDD003093119	AMG RESOURCES CORPORATION	BALTIMORE	1,499
14	MDD001715705	BALTIMORE SPECIALTY STEELS, CORP.	BALTIMORE	1,463
15	MDD053941878	BAUSCH & LOMB INC.	OAKLAND	1,444
16	MDD078288354	GE RAILCAR REPAIR SERVICES CORP.	ELKTON	1,163
17	MD4170024109	US, NAVAL SURFACE WARFARE CENTER	INDIAN HEAD	1,117
18	MDD000619890	MOBIL OIL CORPORATION	BALTIMORE	963
19	MDD990686222	VISTA CHEMICAL COMPANY	BALTIMORE	947
20	MDD069380657	CHESAPEAKE FINISHED METALS	BALTIMORE	797
21	MDD010094621	COLONIAL PIPELINE CO.	WOODBINE	751
22	MDD981045321	AMERICAN TANK TRANSPORT, INC	ELKRIDGE	751
23	MDD003075942	AMERICAN CYANAMID COMPANY	HAVRE DE GRACE	723
24	MDD003091972	GENERAL MOTORS TRUCK & BUS GROUP	BALTIMORE	695
25	MDD003067121	THIOKOL CORP.	ELKTON	564
26	MDD061367280	TEXAS EASTERN/ACCIDENT FIELD	ACCIDENT	485
27	MDD069390839	RUST-OLEUM CORPORATION	WILLIAMSPORT	441
28	MDD038942884	KANASCO LTD.	BALTIMORE	435
29	MDD982363426	ROHR, INC.	HAGERSTOWN	416
30	MDD003063278	LENMAR, INC.	BALTIMORE	396
31	MDD985384775	M & T HARSHAW	BALTIMORE	324
32	MDD003419090	MARTIN MARIETTA AERO & NAVAL SYSTEMS	BALTIMORE	303
33	MDD003065984	CONOCO/SUN PRODUCTS TERMINAL	BALTIMORE	290
34	MDD054907027	AMERADA HESS CORPORATION	BALTIMORE	284
35	MDD980694012	GORE, W.L. & ASSOCIATES INC.	ELKTON	276
36	MDD003063930	ABC RAIL CORPORATION	BALTIMORE	272
37	MDD030344253	SEAGRAM, JOSEPH E & SONS INC.	RELAY	247
38	MDD000622092	NOXEL CORPORATION	COCKEYSVILLE	245
39	MDD980550198	BOULDEN, INC.	ELKTON	231
40	MDD982575284	MARYLAND STATE HWY ADMIN.	EDGEMERE	229
41	MDD069377042	REICHHOLD CHEMICALS, INC.	BALTIMORE	222
42	MDP000005632	OLIN/CIBA-GEIGY PESTICIDE CLEAN-UP	ELKTON	204
43	MD6150004095	NATIONAL INSTITUTES OF HEALTH	BETHESDA	186
44	MDD005971650	AMERICAN NATIONAL CAN CO.	SPARROWS POINT	176
45	MDD990812869	BALL METAL DECORATING & SERVICE DIVISION	BALTIMORE	167
46	MD2970590004	NSA FT. G.G. MEADE FACILITY	FORT MEADE	165
47	MDD000620989	CROWN CENTRAL PETROLEUM CORP.	BALTIMORE	161
48	MDD003062114	GARDEN STATE TANNING-W.D. BYRON PLANT	WILLIAMSPORT	160
49	MDD005569454	ALLIANT TECHSYSTEMS INC.	ANNAPOLIS	160
50	MDD052079548	BLUE CHIP PRODUCTS, INC.	ELKTON	154
TOTAL				69,139

NOTE: STATE MAY HAVE FEWER THAN FIFTY GENERATORS

MARYLAND

1991 WASTE GENERATION, CONTINUED

4 QUANTITIES OF WASTE GENERATED IN 1991 THAT WERE

- REPORTED WITH ONLY CHARACTERISTIC WASTE CODES
- REPORTED WITH ONLY LISTED WASTE CODES
- REPORTED WITH BOTH CHARACTERISTIC AND LISTED WASTE CODES

WASTE HAS ONLY CHARACTERISTIC CODES	TONS OF WASTE GENERATED	WASTE HAS ONLY LISTED CODES	TONS OF WASTE GENERATED	WASTE HAS BOTH CHARACTERISTIC AND LISTED CODES	TONS OF WASTE GENERATED
ONLY IGNITABLE	5,240	ONLY AN F CODE	3,716		
ONLY CORROSIVE	12,888	ONLY A K CODE	4,782		
ONLY REACTIVE	977	ONLY A P CODE	22		
ONLY D004-17	12,472	ONLY A U CODE	2,311		
ONLY D018-43	10,061				
HAS MORE THAN ONE CHARACTERISTIC CODE	10,473	HAS MORE THAN ONE LISTED CODE	364		
TOTAL	52,113	TOTAL	11,195	TOTAL CHAR. AND LISTED	12,500

5 QUANTITIES OF WASTE GENERATED IN 1991 THAT WERE MULTIPLY CODED

WASTE HAS ONLY CHARACTERISTIC CODES BUT MORE THAN ONE APPLIES	TONS OF WASTE GENERATED	ONLY LISTED CODES BUT HAS MORE THAN ONE	TONS OF WASTE GENERATED	BOTH CHAR. & LISTED CODES	TONS OF WASTE GENERATED
HAS IGNITABLE CODE	4,693			IGN. W/ AT LEAST 1 LSTD	3,795
HAS CORROSIVE CODE	5,857			CORR. W/ AT LEAST 1 LSTD	1,031
HAS REACTIVE CODE	520			REACT. W/ AT LEAST 1 LSTD	140
HAS D004-D017 CODE	5,802			D004-17 W/ AT LEAST 1 LSTD	4,081
HAS D018-D043 CODE	4,144			D018-43 W/ AT LEAST 1 LSTD	5,184
		HAS AN F CODE	364	F WASTE W/ AT LEAST 1 CHAR	9,203
		HAS A K CODE	0	K WASTE W/ AT LEAST 1 CHAR	288
		HAS A P CODE	0	P WASTE W/ AT LEAST 1 CHAR	20
		HAS A U CODE	364	U WASTE W/ AT LEAST 1 CHAR	3,119
TOTAL	10,473	TOTAL	364	TOTAL	12,500

NOTE: COLUMNS DO NOT SUM TO TOTAL BECAUSE A WASTE CODE MAY APPLY TO MORE THAN ONE WASTE.
MIXTURES WITH IGNITABLE, CORROSIVE, REACTIVE, D004-17, AND D018-43 CHARACTERISTIC CODES ALSO MAY CONTAIN OTHER CHARACTERISTIC WASTE CODES.
SIMILARLY, WASTES WITH F,K,P, AND U LISTED CODES MAY HAVE OTHER LISTED WASTE CODES

MARYLAND

WASTE MANAGEMENT

6 NUMBER OF RCRA TSD FACILITIES: 79

7 QUANTITY OF RCRA HAZARDOUS WASTE MANAGED: 19,084 TONS

8 FIFTY LARGEST RCRA HAZARDOUS WASTE MANAGEMENT FACILITIES, 1991

RANK	EPAID	SITE NAME	CITY	TONS OF WASTE MANAGED
1	MDD000731356	MD ENVIRONMENTAL SERVICES-HAWKINS	BALTIMORE	4,445
2	MDD980555189	CLEAN HARBORS OF BALTIMORE	BALTIMORE	3,845
3	MDD003071875	F M C CORPORATION - AGRI CHEM GROUP	BALTIMORE	3,467
4	MDD053945432	BETHLEHEM STEEL - SPARROWS POINT PL	SPARROWS POINT	2,849
5	MDD003063476	RHONE-POULENC SURFACTANTS & SPECIALISTS	BALTIMORE	2,190
6	MD4170024109	US, NAVAL SURFACE WARFARE CENTER	INDIAN HEAD	897
7	MDD003067121	THIOKOL CORP.	ELKTON	511
8	MDD003091972	GENERAL MOTORS TRUCK & BUS GROUP	BALTIMORE	339
9	MDD003075942	AMERICAN CYANAMID COMPANY	HAVRE DE GRACE	317
10	MDD980550198	BOULDEN, INC.	ELKTON	145
11	MD0170023444	US, NAVAL SURFACE WARFARE CTR.	SILVER SPRING	30
12	MD6120500941	CMREC/BELTSVILLE FACILITY/UNIV. OF MD	BELTSVILLE	17
13	MD6150004095	NATIONAL INSTITUTES OF HEALTH	BETHESDA	14
14	MDD021880471	TEMPLE HILLS MOBILE	TEMPLE HILLS	7
15	MDD000214569	CROWN CORK & SEAL COMPANY, INC.	BALTIMORE	6
16	MD4170090001	US NAVY, NAVEODTECHCEN	INDIAN HEAD	3
17	MD3750832062	US, FREDERICK CANCER RESEARCH	FREDERICK	2
18	MD4170024687	US NAVAL, NATIONAL MEDICAL CENTER	BETHESDA	1
19	MDD048391775	JOHNNIES BODY SHOP	ABERDEEN	0
20	MDD000731323	CITY OF HAGERSTOWN	HAGERSTOWN	0
TOTAL				19,084

NOTE: STATE MAY HAVE FEWER THAN FIFTY FACILITIES THAT MANAGED WASTES.
WASTE ONLY MANAGED BY STORAGE IS NOT INCLUDED.

MARYLAND

WASTE MANAGEMENT, CONTINUED

9 QUANTITY OF RCRA HAZARDOUS WASTE MANAGED BY MANAGEMENT METHOD, 1991

MANAGEMENT METHOD	SYSTEM TYPE CODE	QUANTITY MANAGED (TONS)	PERCENTAGE OF QUANTITY	NUMBER OF FACILITIES	PERCENTAGE OF FACILITIES
METALS RECOVERY (FOR REUSE)	M011-M019	1	0	1	4
SOLVENTS RECOVERY	M021-M029	470	2	5	20
OTHER RECOVERY	M031-M039	2,849	15	1	4
INCINERATION	M041-M049	3,955	21	3	12
ENERGY RECOVERY (REUSE AS FUEL)	M051-M059	339	2	1	4
FUEL BLENDING	M061-----	7	0	1	4
AQUEOUS INORGANIC TREATMENT	M071-M079	2,714	14	1	4
AQUEOUS ORGANIC TREATMENT	M081-M089	1,161	6	2	8
OTHER TREATMENT	M121-M129	3,112	16	6	24
LANDFILL	M132-DISP	4,445	23	1	4
OTHER DISPOSAL SPECIFIED IN COMMENTS	M137-DISP	32	0	3	12
TOTAL		19,084	100	20	100

10 MANAGEMENT METHOD, BY QUANTITY OF RCRA HAZARDOUS WASTE MANAGED, 1991

MANAGEMENT METHOD	SYSTEM TYPE CODE	QUANTITY MANAGED (TONS)	PERCENTAGE OF QUANTITY	NUMBER OF FACILITIES	PERCENTAGE OF FACILITIES
LANDFILL	M132-DISP	4,445	23	1	4
INCINERATION	M041-M049	3,955	21	3	12
OTHER TREATMENT	M121-M129	3,112	16	6	24
OTHER RECOVERY	M031-M039	2,849	15	1	4
AQUEOUS INORGANIC TREATMENT	M071-M079	2,714	14	1	4
AQUEOUS ORGANIC TREATMENT	M081-M089	1,161	6	2	8
SOLVENTS RECOVERY	M021-M029	470	2	5	20
ENERGY RECOVERY (REUSE AS FUEL)	M051-M059	339	2	1	4
OTHER DISPOSAL SPECIFIED IN COMMENTS	M137-DISP	32	0	3	12
FUEL BLENDING	M061-----	7	0	1	4
METALS RECOVERY (FOR REUSE)	M011-M019	1	0	1	4
TOTAL		19,084	100	20	100

11 MANAGEMENT METHOD AND QUANTITY OF RCRA HAZARDOUS WASTE MANAGED BY NUMBER OF FACILITIES, 1991

MANAGEMENT METHOD	SYSTEM TYPE CODE	QUANTITY MANAGED (TONS)	PERCENTAGE OF QUANTITY	NUMBER OF FACILITIES	PERCENTAGE OF FACILITIES
OTHER TREATMENT	M121-M129	3,112	16	6	24
SOLVENTS RECOVERY	M021-M029	470	2	5	20
INCINERATION	M041-M049	3,955	21	3	12
OTHER DISPOSAL SPECIFIED IN COMMENTS	M137-DISP	32	0	3	12
AQUEOUS ORGANIC TREATMENT	M081-M089	1,161	6	2	8
METALS RECOVERY (FOR REUSE)	M011-M019	1	0	1	4
OTHER RECOVERY	M031-M039	2,849	15	1	4
ENERGY RECOVERY (REUSE AS FUEL)	M051-M059	339	2	1	4
FUEL BLENDING	M061-----	7	0	1	4
AQUEOUS INORGANIC TREATMENT	M071-M079	2,714	14	1	4
LANDFILL	M132-DISP	4,445	23	1	4
TOTAL		19,084	100	20	100

NOTE: FACILITIES WITH ONLY STORAGE UNITS ARE EXCLUDED.
COLUMNS MAY NOT SUM DUE TO ROUNDING.
COLUMNS MAY NOT SUM TO TOTAL BECAUSE FACILITIES MAY HAVE MULTIPLE HANDLINGS METHODS.

MARYLAND

1991 WASTE SHIPMENTS

12 NUMBER OF RCRA HAZARDOUS WASTE SHIPPERS: 430

13 QUANTITY OF RCRA HAZARDOUS WASTE SHIPPED: 66,318 TONS

14 FIFTY LARGEST RCRA HAZARDOUS WASTE SHIPPERS, 1991

RANK	EPA ID	SITE NAME	CITY	QUANTITY SHIPPED (TONS)
1	MDD053945432	BETHLEHEM STEEL - SPARROWS POINT PL	SPARROWS POINT	8,368
2	MDD003071875	F M C CORPORATION - AGRI CHEM GROUP	BALTIMORE	5,786
3	MDD086140944	EASTERN STAINLESS STEEL COMPANY	BALTIMORE	5,675
4	MDD069396711	ALLIED SIGNAL INC.	BALTIMORE	4,721
5	MD7170024536	US, NAVAL AIR STATION-PATUXENT	PATUXENT RIVER	4,700
6	MD3210021355	U.S. ARMY (ABERDEEN PROVING GROUND)	ABERDEEN	3,554
7	MDD000797365	BROWNING-FERRIS INC.	GLEN BURNIE	2,834
8	MDD000731356	MD ENVIRONMENTAL SERVICES-HAWKINS	BALTIMORE	2,339
9	MDD046279311	GENERAL ELECTRIC CO.	COLUMBIA	1,856
10	MDD000215160	SHERWIN-WILLIAMS CO.	BALTIMORE	1,749
11	MDD003084464	ATOCHEM NORTH AMERICA	BALTIMORE	1,523
12	MDD003093119	AMG RESOURCES CORPORATION	BALTIMORE	1,499
13	MDD001715705	BALTIMORE SPECIALTY STEELS, CORP.	BALTIMORE	1,463
14	MDD078288354	GE RAILCAR REPAIR SERVICES CORP.	ELKTON	1,163
15	MDD000619890	MOBIL OIL CORPORATION	BALTIMORE	965
16	MDD990686222	VISTA CHEMICAL COMPANY	BALTIMORE	947
17	MDD069380657	CHESAPEAKE FINISHED METALS	BALTIMORE	797
18	MDD010094621	COLONIAL PIPELINE CO.	WOODBINE	751
19	MDD981045321	AMERICAN TANK TRANSPORT, INC	ELKRIDGE	751
20	MDD003060241	PERIDOT CHEMICALS (NJ), INC	BALTIMORE	651
21	MDD003091972	GENERAL MOTORS TRUCK & BUS GROUP	BALTIMORE	600
22	MDD061367280	TEXAS EASTERN/ACCIDENT FIELD	ACCIDENT	483
23	MDD069390839	RUST-OLEUM CORPORATION	WILLIAMSPORT	441
24	MDD038942884	KANASCO, LTD.	BALTIMORE	435
25	MDD982363426	ROHR, INC.	HAGERSTOWN	420
26	MDD003075942	AMERICAN CYANAMID COMPANY	HAVRE DE GRACE	405
27	MDD985384775	M & T HARSHAW	BALTIMORE	325
28	MDD003419090	MARTIN MARIETTA AERO & NAVAL SYSTEMS	BALTIMORE	305
29	MDD003065984	CONOCO/SUN PRODUCTS TERMINAL	BALTIMORE	290
30	MDD054907027	AMERADA HESS CORPORATION	BALTIMORE	284
31	MDD980694012	GORE, W.L. & ASSOCIATES INC.	ELKTON	276
32	MDD003063930	ABC RAIL CORPORATION	BALTIMORE	272
33	MDD000622092	NOXEL CORPORATION	COCKEYSVILLE	257
34	MDD030344253	SEAGRAM, JOSEPH E & SONS INC.	RELAY	247
35	MDD003063476	RHONE-POULENC SURFACTANTS & SPECIALISTS	BALTIMORE	235
36	MDD982575284	MARYLAND STATE HWY ADMIN.	EDGEMERE	229
37	MDD069377042	REICHHOLD CHEMICALS, INC.	BALTIMORE	212
38	MD4170024109	US, NAVAL SURFACE WARFARE CENTER	INDIAN HEAD	207
39	MDP000005632	OLIN/CIBA-GEIGY PESTICIDE CLEAN-UP	ELKTON	204
40	MDD005971650	AMERICAN NATIONAL CAN CO.	SPARROWS POINT	176
41	MDD030320709	QUEBECOR PRINTING MEMPHIS, INC.	GLEN BURNIE	176
42	MD6150004095	NATIONAL INSTITUTES OF HEALTH	BETHESDA	175
43	MDD003062114	GARDEN STATE TANNING-W.D. BYRON PLANT	WILLIAMSPORT	170
44	MDD990812869	BALL METAL DECORATING & SERVICE DIVISION	BALTIMORE	165
45	MD2970590004	NSA FT. G.G. MEADE FACILITY	FORT MEADE	165
46	MDD000620989	CROWN CENTRAL PETROLEUM CORP.	BALTIMORE	161
47	MDD052079548	BLUE CHIP PRODUCTS, INC.	ELKTON	154
48	MDD003063278	LENMAR, INC.	BALTIMORE	150
49	MDD049918659	BALTIMORE GALVANIZING CO INC.	BALTIMORE	148
50	MDD095353348	SECURITY FENCE SUPPLY CO.	BLADENSBURG	113
TOTAL				59,971

NOTES: COLUMNS MAY NOT SUM DUE TO ROUNDING.
STATE MAY HAVE FEWER THAN FIFTY SHIPPERS.

MARYLAND

1991 WASTE RECEIPTS

15 NUMBER OF RCRA HAZARDOUS WASTE RECEIVERS: 9

16 QUANTITY OF RCRA HAZARDOUS WASTE RECEIVED: 18,296 TONS

17 FIFTY LARGEST RCRA HAZARDOUS WASTE RECEIVERS, 1991

RANK	EPA ID	SITE NAME	CITY	QUANTITY RECEIVED (TONS)
1	MDD980555189	CLEAN HARBORS OF BALTIMORE	BALTIMORE	7,637
2	MDD000731356	MD ENVIRONMENTAL SERVICES-HAWKINS	BALTIMORE	4,445
3	MDD980554653	LAIDLAW ENVIRONMENTAL SERVICES	LAUREL	4,080
4	MDD000737395	SAFETY KLEEN CORP.	SILVER SPRING	1,075
5	MDD000737106	SAFETY KLEEN CORP. 2-016-02	GLEN BURNIE	563
6	MDD981034291	SAFETY KLEEN CORP. 2-016-01	BALTIMORE	484
7	MD6150004095	NATIONAL INSTITUTES OF HEALTH	BETHESDA	10
8	MD4170024109	US, NAVAL SURFACE WARFARE CENTER	INDIAN HEAD	3
9	MD7170024536	US, NAVAL AIR STATION-PATUXENT	PATUXENT RIVER	0
TOTAL				18,296

NOTES: COLUMNS MAY NOT SUM DUE TO ROUNDING.
STATE MAY HAVE FEWER THAN FIFTY FACILITIES THAT RECEIVED WASTE.

MARYLAND

1991 WASTE RECEIPTS, CONTINUED

18 QUANTITY OF RCRA HAZARDOUS WASTE MANAGED, BY MANAGEMENT METHOD, LIMITED TO WASTE RECEIVED FROM OFF SITE, 1991

MANAGEMENT METHOD	SYSTEM TYPE CODE	QUANTITY MANAGED (TONS)	PERCENTAGE OF QUANTITY	NUMBER OF FACILITIES	PERCENTAGE OF FACILITIES
AQUEOUS INORGANIC TREATMENT	M071-M079	2,714	33	1	33
AQUEOUS ORGANIC TREATMENT	M081-M089	1,131	14	1	33
LANDFILL	M132-DISP	4,445	54	1	33
TOTAL		8,289	100	2	100

19 MANAGEMENT METHOD, BY QUANTITY OF RCRA HAZARDOUS WASTE MANAGED, LIMITED TO WASTE RECEIVED FROM OFF SITE, 1991

MANAGEMENT METHOD	SYSTEM TYPE CODE	QUANTITY MANAGED (TONS)	PERCENTAGE OF QUANTITY	NUMBER OF FACILITIES	PERCENTAGE OF FACILITIES
LANDFILL	M132-DISP	4,445	54	1	33
AQUEOUS INORGANIC TREATMENT	M071-M079	2,714	33	1	33
AQUEOUS ORGANIC TREATMENT	M081-M089	1,131	14	1	33
TOTAL		8,289	100	2	100

20 MANAGEMENT METHOD AND QUANTITY OF RCRA HAZARDOUS WASTE MANAGED, BY NUMBER OF FACILITIES, LIMITED TO WASTE RECEIVED FROM OFF SITE, 1991

MANAGEMENT METHOD	SYSTEM TYPE CODE	QUANTITY MANAGED (TONS)	PERCENTAGE OF QUANTITY	NUMBER OF FACILITIES	PERCENTAGE OF FACILITIES
AQUEOUS INORGANIC TREATMENT	M071-M079	2,714	33	1	33
AQUEOUS ORGANIC TREATMENT	M081-M089	1,131	14	1	33
LANDFILL	M132-DISP	4,445	54	1	33
TOTAL		8,289	100	2	100

NOTE: FACILITIES WITH ONLY STORAGE UNITS ARE EXCLUDED
COLUMNS MAY NOT SUM DUE TO ROUNDING.
COLUMNS MAY NOT SUM TO TOTAL BECAUSE FACILITIES MAY HAVE MULTIPLE HANDLINGS METHODS.

MARYLAND

1991 IMPORTS AND EXPORTS

21 QUANTITY OF RCRA HAZARDOUS WASTE IMPORTED: 8,353 TONS

22 QUANTITY OF RCRA HAZARDOUS WASTE EXPORTED: 4,585,723 TONS

23 QUANTITY AND PERCENTAGE OF RCRA HAZARDOUS WASTEWATER AND NON-WASTEWATER MANAGEMENT IN 1991

MANAGEMENT TYPE	TONS	PERCENTAGE
WASTEWATER	7,480	39
NON-WASTEWATER	11,605	61
TOTAL	19,084	100

MASSACHUSETTS

1991 WASTE GENERATION

1 NUMBER OF RCRA LARGE QUANTITY GENERATORS (LQGS): 552

2 QUANTITY OF RCRA HAZARDOUS WASTE GENERATED: 274,985 TONS

3 FIFTY LARGEST RCRA HAZARDOUS WASTE GENERATORS IN THE STATE, 1991

RANK	EPA ID	SITE NAME	CITY	TOTAL GENERATED (TONS)
1	MAD001059815	RELIABLE ELETRONIC FINISHING	CANTON	67,767
2	MAD000846493	POLAROID CORPORATION	ASSONET	62,236
3	MAD001054865	HOPWOOD/GLOBE METAL FINISHING	MALDEN	34,626
4	MAD062173497	WESTFORD ANODIZING CORP'	WESTFORD	12,633
5	MAD001402320	POLAROID CORPORATION	WALTHAM	10,917
6	MAD980672216	VALLEY PLATING INC	SPRINGFIELD	10,118
7	MAD001005370	A T & T	NORTH ANDOVER	10,020
8	MAD001066059	MYSTIC PLATING CORP	MEDFORD	8,423
9	MAD000842427	EXXON CO USA EVERETT DIST TERM	EVERETT	6,829
10	MAD001408517	GENERAL ELECTRIC AIRCRAFT ENGINES	LYNN	3,224
11	MAD001030576	MALDEN MILLS IND, INC.	LAWRENCE	2,973
12	MAD001114818	MONSANTO CHEMICAL CO	SPRINGFIELD	2,957
13	MAD001000892	MODERN ELECTROPLATING CO INC	BOSTON	2,072
14	MAD041491895	KOLLMORGEN CORP ELECTRO OPTICAL	NORTHAMPTON	2,035
15	MAD001410240	ITEK OPTICAL SYSTEMS	LEXINGTON	1,825
16	MAD019371079	GENERAL CHEMICAL CORP	FRAMINGHAM	1,570
17	MAD069348829	G T E PRODUCTS CORPORATION QUARTZ PLANT	IPSWICH	1,388
18	MAD001115765	GRAPHICS TECHNOLOGY INTL	SOUTH HADLEY	1,072
19	MAD990886301	ALTRON INCORPORATED	WILMINGTON	895
20	MAD001128032	WYMAN - GORDAN CO	NORTH GRAFTON	867
21	MAD007325814	TEXAS INSTRUMENTS	ATTLEBORO	857
22	MAD051778934	PARLEX CORP	METHEUN	816
23	MAD001055235	RAYTHEON COMPANY	ANDOVER	782
24	MAD000844597	WATERS DIV OF MILLIPORE	TAUNTON	775
25	MAD001007905	BIRD MACHINE CO	SOUTH WALPOLE	643
26	MAD002084093	GENERAL ELECTRIC	PITTSFIELD	602
27	MAD001012244	PRINTED CIRCUIT CORP	WOBURN	602
28	MAD001114206	SMITH & WESSON	SPRINGFIELD	595
29	MAD000189068	M/A-COM INC	BURLINGTON	557
30	MAD985288414	KAO INFOSTYSTEMS CO	PLYMOUTH	531
31	MAD001046325	IONICS INCORPORATED	WATERTOWN	508
32	MAD000192559	NOVACOR CHEMICALS INC	LEOMINSTER	458
33	MAD001136035	FLEXCON CO INC	SPENCER	454
34	MAD001128016	WYMAN GORDON COMPANY	WORCESTER	453
35	MAD062194865	BASF CORP INFO SYS	BEDFORD	439
36	MAD001114214	HAMPDEN COLOR 7 CHEM CO	SPRINGFIELD	382
37	MAD000604447	LAIDLAW ENV SYSTEMS (NORTH EAST)	LAWRENCE	323
38	MAD980912323	CHEMDESIGN	FITCHBURG	309
39	MAD001764794	VAN WATERS & ROGERS INC	SALEM	305
40	MAD000769646	SHELL OIL CO	WALTHAM	283
41	MAD066605809	GILLETTE CO	BOSTON	278
42	MAD056019979	IDEAL TAPE CO	LOWELL	270
43	MAD066610585	MATHESON GAS PRODUCTS INC	GLOUCESTER	239
44	MAD051774156	MOBIL OIL CORP.	E. BOSTON	232
45	MAD001125681	THE L.S. STARRETT COMPANY	ATHOL	225
46	MAD062319777	AEROVOX INC	NEW BEDFORD	217
47	MAD080031180	GTE PRODUCTS INC	DANVERS	214
48	MAD001039767	BOSTIK, INC	MIDDLETON	214
49	MAD001411081	RAYTHEON COMPANY	LOWELL	213
50	MAD001923408	RAYTHEON COMPANY EQUIP DIV MANUF	WALTHAM	213
TOTAL				257,436

NOTE: STATE MAY HAVE FEWER THAN FIFTY GENERATORS

MASSACHUSETTS

1991 WASTE GENERATION, CONTINUED

4 QUANTITIES OF WASTE GENERATED IN 1991 THAT WERE

- REPORTED WITH ONLY CHARACTERISTIC WASTE CODES
- REPORTED WITH ONLY LISTED WASTE CODES
- REPORTED WITH BOTH CHARACTERISTIC AND LISTED WASTE CODES

WASTE HAS ONLY CHARACTERISTIC CODES	TONS OF WASTE GENERATED	WASTE HAS ONLY LISTED CODES	TONS OF WASTE GENERATED	WASTE HAS BOTH CHARACTERISTIC AND LISTED CODES	TONS OF WASTE GENERATED
ONLY IGNITABLE	5,555	ONLY AN F CODE	160,236		
ONLY CORROSIVE	19,135	ONLY A K CODE	3		
ONLY REACTIVE	2,027	ONLY A P CODE	10,025		
ONLY D004-17	32,656	ONLY A U CODE	354		
ONLY D018-43	3,910				
HAS MORE THAN ONE CHARACTERISTIC CODE	11,877	HAS MORE THAN ONE LISTED CODE	228		
TOTAL	75,160	TOTAL	170,846	TOTAL CHAR. AND LISTED	28,749

5 QUANTITIES OF WASTE GENERATED IN 1991 THAT WERE MULTIPLY CODED

WASTE HAS ONLY CHARACTERISTIC CODES BUT MORE THAN ONE APPLIES	TONS OF WASTE GENERATED	ONLY LISTED CODES BUT HAS MORE THAN ONE	TONS OF WASTE GENERATED	BOTH CHAR. & LISTED CODES	TONS OF WASTE GENERATED
HAS IGNITABLE CODE	6,586			IGN. W/ AT LEAST 1 LSTD	11,990
HAS CORROSIVE CODE	10,156			CORR. W/ AT LEAST 1 LSTD	950
HAS REACTIVE CODE	29			REACT. W/ AT LEAST 1 LSTD	176
HAS D004-D017 CODE	5,777			D004-17 W/ AT LEAST 1 LSTD	16,897
HAS D018-D043 CODE	1,309			D018-43 W/ AT LEAST 1 LSTD	4,494
		HAS AN F CODE	227	F WASTE W/ AT LEAST 1 CHAR	28,624
		HAS A K CODE	0	K WASTE W/ AT LEAST 1 CHAR	64
		HAS A P CODE	21	P WASTE W/ AT LEAST 1 CHAR	22
		HAS A U CODE	207	U WASTE W/ AT LEAST 1 CHAR	145
TOTAL	11,877	TOTAL	228	TOTAL	28,749

NOTE: COLUMNS DO NOT SUM TO TOTAL BECAUSE A WASTE CODE MAY APPLY TO MORE THAN ONE WASTE.
MIXTURES WITH IGNITABLE, CORROSIVE, REACTIVE, D004-17, AND D018-43 CHARACTERISTIC CODES ALSO MAY CONTAIN OTHER CHARACTERISTIC WASTE CODES.
SIMILARLY, WASTES WITH F,K,P, AND U LISTED CODES MAY HAVE OTHER LISTED WASTE CODES

MASSACHUSETTS

WASTE MANAGEMENT

6 NUMBER OF RCRA TSD FACILITIES: 43

7 QUANTITY OF RCRA HAZARDOUS WASTE MANAGED: 9,433 TONS

8 FIFTY LARGEST RCRA HAZARDOUS WASTE MANAGEMENT FACILITIES, 1991

RANK	EPAID	SITE NAME	CITY	TONS OF WASTE MANAGED
1	MAD019371079	GENERAL CHEMICAL CORP	FRAMINGHAM	2,100
2	MAD001000892	MODERN ELECTROPLATING CO INC	BOSTON	2,023
3	MAD001114818	MONSANTO CHEMICAL CO	SPRINGFIELD	1,570
4	MAD001402320	POLAROID CORPORATION	WALTHAM	1,442
5	MAD000846493	POLAROID CORPORATION	ASSONET	833
6	MAD001114214	HAMPDEN COLOR 7 CHEM CO	SPRINGFIELD	663
7	MAD001128016	WYMAN GORDON COMPANY	WORCESTER	540
8	MAD007325814	TEXAS INSTRUMENTS	ATTLEBORO	122
9	MAD981074875	FOILMARK INC	NEWBURYPORT	53
10	MAD001408517	GENERAL ELECTRIC AIRCRAFT ENGINES	LYNN	48
11	MAD001129204	ADVANCE COATINGS CO INC	WESTMINSTER	36
12	MAD000846451	POLAROID CORPORATION	CAMBRIDGE	2
13	MAD055742761	BROOKFIELD WIRE CO	WEST BROOKFIELD	1
14	MAD088978143	SAFETY-KLEEN	MARLBOROUGH	0
TOTAL				9,433

NOTE: STATE MAY HAVE FEWER THAN FIFTY FACILITIES THAT MANAGED WASTES.
WASTE ONLY MANAGED BY STORAGE IS NOT INCLUDED.

MASSACHUSETTS

WASTE MANAGEMENT, CONTINUED

9 QUANTITY OF RCRA HAZARDOUS WASTE MANAGED BY MANAGEMENT METHOD, 1991

MANAGEMENT METHOD	SYSTEM TYPE CODE	QUANTITY MANAGED (TONS)	PERCENTAGE OF QUANTITY	NUMBER OF FACILITIES	PERCENTAGE OF FACILITIES
METALS RECOVERY (FOR REUSE)	M011-M019	8	0	1	6
SOLVENTS RECOVERY	M021-M029	5,210	55	9	53
OTHER RECOVERY	M031-M039	541	6	2	12
ENERGY RECOVERY (REUSE AS FUEL)	M051-M059	1,570	17	1	6
AQUEOUS INORGANIC TREATMENT	M071-M079	2,017	21	2	12
OTHER TREATMENT	M121-M129	87	1	2	12
TOTAL		9,433	100	14	100

10 MANAGEMENT METHOD, BY QUANTITY OF RCRA HAZARDOUS WASTE MANAGED, 1991

MANAGEMENT METHOD	SYSTEM TYPE CODE	QUANTITY MANAGED (TONS)	PERCENTAGE OF QUANTITY	NUMBER OF FACILITIES	PERCENTAGE OF FACILITIES
SOLVENTS RECOVERY	M021-M029	5,210	55	9	53
AQUEOUS INORGANIC TREATMENT	M071-M079	2,017	21	2	12
ENERGY RECOVERY (REUSE AS FUEL)	M051-M059	1,570	17	1	6
OTHER RECOVERY	M031-M039	541	6	2	12
OTHER TREATMENT	M121-M129	87	1	2	12
METALS RECOVERY (FOR REUSE)	M011-M019	8	0	1	6
TOTAL		9,433	100	14	100

11 MANAGEMENT METHOD AND QUANTITY OF RCRA HAZARDOUS WASTE MANAGED BY NUMBER OF FACILITIES, 1991

MANAGEMENT METHOD	SYSTEM TYPE CODE	QUANTITY MANAGED (TONS)	PERCENTAGE OF QUANTITY	NUMBER OF FACILITIES	PERCENTAGE OF FACILITIES
SOLVENTS RECOVERY	M021-M029	5,210	55	9	53
OTHER RECOVERY	M031-M039	541	6	2	12
AQUEOUS INORGANIC TREATMENT	M071-M079	2,017	21	2	12
OTHER TREATMENT	M121-M129	87	1	2	12
METALS RECOVERY (FOR REUSE)	M011-M019	8	0	1	6
ENERGY RECOVERY (REUSE AS FUEL)	M051-M059	1,570	17	1	6
TOTAL		9,433	100	14	100

NOTE: FACILITIES WITH ONLY STORAGE UNITS ARE EXCLUDED.
COLUMNS MAY NOT SUM DUE TO ROUNDING.
COLUMNS MAY NOT SUM TO TOTAL BECAUSE FACILITIES MAY HAVE MULTIPLE HANDLINGS METHODS.

MASSACHUSETTS

1991 WASTE SHIPMENTS

12 NUMBER OF RCRA HAZARDOUS WASTE SHIPPERS: 552

13 QUANTITY OF RCRA HAZARDOUS WASTE SHIPPED: 266,013 TONS

14 FIFTY LARGEST RCRA HAZARDOUS WASTE SHIPPERS, 1991

RANK	EPA ID	SITE NAME	CITY	QUANTITY SHIPPED (TONS)
1	MAD053452637	CLEAN HARBORS OF BRAINTREE	BRAINTREE	150,064
2	MAD057988123	ANITEC PRINTING PLATES	HOLYOKE	20,016
3	MAD000604447	LAIDLAW ENV SYSTEMS (NORTH EAST)	LAWRENCE	15,306
4	MAD980672216	VALLEY PLATING INC	SPRINGFIELD	10,122
5	MAD001402320	POLAROID CORPORATION	WALTHAM	9,447
6	MAD000842427	EXXON CO USA EVERETT DIST TERM	EVERETT	6,798
7	MAD001408517	GENERAL ELECTRIC AIRCRAFT ENGINES	LYNN	3,185
8	MAD001030576	MALDEN MILLS IND, INC.	LAWRENCE	2,978
9	MAD088978143	SAFETY-KLEEN	MARLBOROUGH	2,639
10	MAD001410240	ITEK OPTICAL SYSTEMS	LEXINGTON	1,825
11	MAD019371079	GENERAL CHEMICAL CORP	FRAMINGHAM	1,661
12	MAD047075734	GEOCHEM, INC. DBA JET-LINE SERVICES, INC	LOWELL	1,506
13	MAD069348829	G T E PRODUCTS CORPORATION QUARTZ PLANT	IPSWICH	1,388
14	MAD001114818	MONSANTO CHEMICAL CO	SPRINGFIELD	1,387
15	MAD980523203	CLEAN HARBORS OF NATICK, INC	NATICK	1,049
16	MAD001115765	GRAPHICS TECHNOLOGY INTL	SOUTH HADLEY	1,044
17	MAD096287354	SAFETY-KLEEN	WEST BROOKFIELD	1,005
18	MAD001005370	A T & T	NORTH ANDOVER	995
19	MAD990886301	ALTRON INCORPORATED	WILMINGTON	895
20	MAD000846006	SAFETY-KLEEN CORP	BRIDGEWATER	882
21	MAD001128032	WYMAN - GORDAN CO	NORTH GRAFTON	867
22	MAD007325814	TEXAS INSTRUMENTS	ATTLEBORO	854
23	MAD052924495	ZECCO, INC	NORTHBORO	840
24	MAD001055235	RAYTHEON COMPANY	ANDOVER	698
25	MAD079506085	FEDERAL METAL FINISHING	CHARLESTOWN	644
26	MAD001125004	AVERY DENNISON SPECIALTY LOOSE LEAF DIV	HOLYOKE	623
27	MAD002084093	GENERAL ELECTRIC	PITTSFIELD	598
28	MAD000846493	POLAROID CORPORATION	ASSONET	591
29	MAD001114206	SMITH & WESSON	SPRINGFIELD	590
30	MAD000844597	WATERS DIV OF MILLIPORE	TAUNTON	579
31	MAD000189068	M/A-COM INC	BURLINGTON	557
32	MAD985288414	KAO INFOSTYSTEMS CO	PLYMOUTH	545
33	MAD060095569	SAFETY-KLEEN CORP	SALISBURY	541
34	MAD001046325	IONICS INCORPORATED	WATERTOWN	512
35	MAD001012244	PRINTED CIRCUIT CORP	WOBURN	490
36	MAD001136035	FLEXCON CO INC	SPENCER	454
37	MAD001128016	WYMAN GORDON COMPANY	WORCESTER	453
38	MAD000192559	NOVACOR CHEMICALS INC	LEOMINSTER	389
39	MAD062194865	BASF CORP INFO SYS	BEDFORD	317
40	MAD980912323	CHEMDESIGN	FITCHBURG	305
41	MAD001764794	VAN WATERS & ROGERS INC	SALEM	305
42	MAD000769646	SHELL OIL CO	WALTHAM	283
43	MAD066605809	GILLETTE CO	BOSTON	274
44	MAD056019979	IDEAL TAPE CO	LOWELL	270
45	MAD051778934	PARLEX CORP	METHEUN	243
46	MAD066610585	MATHESON GAS PRODUCTS INC	GLOUCESTER	239
47	MAD001113059	EASTERN ETCHING AND MFG CO	CHICOPEE	238
48	MAD051774156	MOBIL OIL CORP.	E. BOSTON	232
49	MAD058889031	MAJILITE CORPORATION	LOWELL	230
50	MAD001125681	THE L.S. STARRETT COMPANY	ATHOL	226
TOTAL				248,179

NOTES: COLUMNS MAY NOT SUM DUE TO ROUNDING.
STATE MAY HAVE FEWER THAN FIFTY SHIPPERS.

MASSACHUSETTS

1991 WASTE RECEIPTS

15 NUMBER OF RCRA HAZARDOUS WASTE RECEIVERS: 14

16 QUANTITY OF RCRA HAZARDOUS WASTE RECEIVED: 62,949 TONS

17 FIFTY LARGEST RCRA HAZARDOUS WASTE RECEIVERS, 1991

RANK	EPA ID	SITE NAME	CITY	QUANTITY RECEIVED (TONS)
1	MAD053452637	CLEAN HARBORS OF BRAINTREE	BRAINTREE	53,117
2	MAD088978143	SAFETY-KLEEN	MARLBOROUGH	2,260
3	MAD019371079	GENERAL CHEMICAL CORP	FRAMINGHAM	2,119
4	MAD980523203	CLEAN HARBORS OF NATICK, INC	NATICK	1,407
5	MAD000846006	SAFETY-KLEEN CORP	BRIDGEWATER	969
6	MAD096287354	SAFETY-KLEEN	WEST BROOKFIELD	860
7	MAD052924495	ZECCO, INC	NORTHBORO	827
8	MAD047075734	GEOCHEM, INC. DBA JET-LINE SERVICES, INC	LOWELL	527
9	MAD060095569	SAFETY-KLEEN CORP	SALISBURY	440
10	MAD001114214	HAMPDEN COLOR 7 CHEM CO	SPRINGFIELD	333
11	MAD991288549	SOUTHAMPTON SANITARY ENG CORP	SOUTHAMPTON	84
12	MAD001000892	MODERN ELECTROPLATING CO INC	BOSTON	4
13	MAD002084093	GENERAL ELECTRIC	PITTSFIELD	1
14	MAD055742761	BROOKFIELD WIRE CO	WEST BROOKFIELD	1
TOTAL				62,949

NOTES: COLUMNS MAY NOT SUM DUE TO ROUNDING.
STATE MAY HAVE FEWER THAN FIFTY FACILITIES THAT RECEIVED WASTE.

MASSACHUSETTS

1991 WASTE RECEIPTS, CONTINUED

18 QUANTITY OF RCRA HAZARDOUS WASTE MANAGED, BY MANAGEMENT METHOD, LIMITED TO WASTE RECEIVED FROM OFF SITE, 1991

MANAGEMENT METHOD	SYSTEM TYPE CODE	QUANTITY MANAGED (TONS)	PERCENTAGE OF QUANTITY	NUMBER OF FACILITIES	PERCENTAGE OF FACILITIES
METALS RECOVERY (FOR REUSE)	M011-M019	4	0	1	20
SOLVENTS RECOVERY	M021-M029	2,434	100	3	60
OTHER RECOVERY	M031-M039	0	0	1	20
TOTAL		2,438	100	5	100

19 MANAGEMENT METHOD, BY QUANTITY OF RCRA HAZARDOUS WASTE MANAGED, LIMITED TO WASTE RECEIVED FROM OFF SITE, 1991

MANAGEMENT METHOD	SYSTEM TYPE CODE	QUANTITY MANAGED (TONS)	PERCENTAGE OF QUANTITY	NUMBER OF FACILITIES	PERCENTAGE OF FACILITIES
SOLVENTS RECOVERY	M021-M029	2,434	100	3	60
METALS RECOVERY (FOR REUSE)	M011-M019	4	0	1	20
OTHER RECOVERY	M031-M039	0	0	1	20
TOTAL		2,438	100	5	100

20 MANAGEMENT METHOD AND QUANTITY OF RCRA HAZARDOUS WASTE MANAGED, BY NUMBER OF FACILITIES, LIMITED TO WASTE RECEIVED FROM OFF SITE, 1991

MANAGEMENT METHOD	SYSTEM TYPE CODE	QUANTITY MANAGED (TONS)	PERCENTAGE OF QUANTITY	NUMBER OF FACILITIES	PERCENTAGE OF FACILITIES
SOLVENTS RECOVERY	M021-M029	2,434	100	3	60
METALS RECOVERY (FOR REUSE)	M011-M019	4	0	1	20
OTHER RECOVERY	M031-M039	0	0	1	20
TOTAL		2,438	100	5	100

NOTE: FACILITIES WITH ONLY STORAGE UNITS ARE EXCLUDED
COLUMNS MAY NOT SUM DUE TO ROUNDING.
COLUMNS MAY NOT SUM TO TOTAL BECAUSE FACILITIES MAY HAVE MULTIPLE HANDLINGS METHODS.

MASSACHUSETTS

1991 IMPORTS AND EXPORTS

21 QUANTITY OF RCRA HAZARDOUS WASTE IMPORTED: 27,114 TONS

22 QUANTITY OF RCRA HAZARDOUS WASTE EXPORTED: 4,585,723 TONS

23 QUANTITY AND PERCENTAGE OF RCRA HAZARDOUS WASTEWATER AND NON-WASTEWATER MANAGEMENT IN 1991

MANAGEMENT TYPE	TONS	PERCENTAGE
WASTEWATER	2,937	31
NON-WASTEWATER	6,496	69
TOTAL	9,433	100

NOTE:

MICHIGAN

1991 WASTE GENERATION

1 NUMBER OF RCRA LARGE QUANTITY GENERATORS (LQGS): 755

2 QUANTITY OF RCRA HAZARDOUS WASTE GENERATED: 31,862,518 TONS

3 FIFTY LARGEST RCRA HAZARDOUS WASTE GENERATORS IN THE STATE, 1991

RANK	EPA ID	SITE NAME	CITY	TOTAL GENERATED (TONS)
1	MID000724724	THE DOW CHEMICAL COMPANY	MIDLAND	30,149,025
2	MID005356860	GMC INLAND FISHER GUIDE	FLINT	242,596
3	MID980568836	GMC TRUCK AND BUS DIV PONTIAC WEST	PONTIAC	205,476
4	MID006030373	LOMAC INC	MUSKEGON	158,014
5	MID006013643	PARKE DAVIS & CO	HOLLAND	157,277
6	MID000724831	MICHIGAN DISPOSAL, INC.	BELLEVILLE	96,320
7	MID052035425	APOLLO PLATING INC	ROSEVILLE	96,034
8	MID060975844	MICHIGAN RECOVERY SYSTEMS	ROMULUS	70,109
9	MID005339460	CADON PLATING CO	WYANDOTTE	69,043
10	MID005344544	J D PLATING CO.	MADISON HEIGHTS	44,412
11	MID000820381	THE UPJOHN CO.	KALAMAZOO	43,862
12	MID006409387	PLASTIC PLATE INC	GRAND RAPIDS	39,872
13	MID006021414	FEDERAL-MOGUL CORP.	GREENVILLE	36,677
14	MID017422304	MCLOUTH STEEL-TRENTON PLANT	TRENTON	32,283
15	MID006014666	LACKS INDUSTRIES INC	GRAND RAPIDS	28,806
16	MID096963194	CHEM-MET SERVICES INC	WYANDOTTE	28,441
17	MID027637693	LAKESHORE ELECTRO-PLATE INC	BENTON HARBOR	25,200
18	MID985637412	BAY CITY PLATERS, INC.	BAY CITY	23,801
19	MID980617435	SALZBURG LANDFILL	MIDLAND	19,641
20	MID981090509	LACKS INDUSTRIES INC	KENTWOOD	14,648
21	MID000809632	DOW CORNING CORP MIDLAND PLT	MIDLAND	10,087
22	MID087054078	NORTH STAR STEEL COMPANY	MONROE	9,282
23	MID981954860	DUNDEE WIRE AND MFG	DUNDEE	7,623
24	MIT270010325	LECO CORPORATION	ST JOSEPH	7,125
25	MID006523385	CITY ENVIRONMENTAL INC/CALAHAN	ROSEVILLE	6,982
26	MID087738431	ROUGE STEEL CO	DEARBORN	6,515
27	MID057002602	ENVIROMENTAL WASTE CONTROL INC	INKSTER	6,406
28	MID007138746	BASF CORPORATION COATINGS & COLORANTS	DETROIT	6,180
29	MID005227228	LEAR PLASTICS CORP.	MENDON	5,921
30	MID981092190	DOUBLE EAGLE STEEL COATING CO.	DEARBORN	5,656
31	MID052052081	VOSS STEEL CORP.	TAYLOR	5,656
32	MID006016547	STEELCASE INC	GRAND RAPIDS	5,373
33	MID004320479	NATIONAL STEEL CORPORATION GREAT LAKES	ECORSE	4,910
34	MID085031599	BRAUN ENGINEERING COMPANY	DETROIT	4,872
35	MID005358825	DUPONT - MT. CLEMENS	MOUNT CLEMENS	4,527
36	MID005358130	TOTAL PETROLEUM INC ALMA REFINERY	ALMA	4,364
37	MID005512066	DU PONT E I DE NEMOURS & CO	FLINT	4,145
38	MID097239669	HEIDTMAN STEEL PRODUCTS, INC.	ERIE	4,120
39	MID005356878	GMC-SAGINAW DIVISION	SAGINAW	4,093
40	MID074259565	DYNECOL INC	DETROIT	4,087
41	MID985566629	RTR INC	DETROIT	3,953
42	MID005356928	GMC, BOC, LAD, LCA, BODY PLANT	LANSING	3,840
43	MID005379714	FORD MOTOR CO. WIXOM ASSEMBLY PLT.	WIXOM	3,118
44	MID005356951	GMC FLINT VAN SLYKE COMPLEX	FLINT	3,093
45	MID086744802	GMC SAGINAW DIVISION-DETROIT PLANTS	DETROIT	3,067
46	MID005338801	GAGE PRODUCTS CO.	FERNDALE	3,015
47	MID005422514	DU-WEL PRODUCTS INC	HARTFORD	2,984
48	MID005379854	FORD MOTOR CO UTICA TRIM PLT	UTICA	2,947
49	MID041793589	PARLIN INDUSTRIES INC	FERNDALE	2,934
50	MID058816927	JOHNSON CONTROLS BATTERY GROUP INC.	OWOSSO	2,772
TOTAL				31,731,184

NOTE: STATE MAY HAVE FEWER THAN FIFTY GENERATORS

MICHIGAN

1991 WASTE GENERATION, CONTINUED

4 QUANTITIES OF WASTE GENERATED IN 1991 THAT WERE

- REPORTED WITH ONLY CHARACTERISTIC WASTE CODES
- REPORTED WITH ONLY LISTED WASTE CODES
- REPORTED WITH BOTH CHARACTERISTIC AND LISTED WASTE CODES

WASTE HAS ONLY CHARACTERISTIC CODES	TONS OF WASTE GENERATED	WASTE HAS ONLY LISTED CODES	TONS OF WASTE GENERATED	WASTE HAS BOTH CHARACTERISTIC AND LISTED CODES	TONS OF WASTE GENERATED
ONLY IGNITABLE	30,767	ONLY AN F CODE	444,263		
ONLY CORROSIVE	251,954	ONLY A K CODE	109,588		
ONLY REACTIVE	260	ONLY A P CODE	20		
ONLY D004-17	447,720	ONLY A U CODE	7,903		
ONLY D018-43	9,744				
HAS MORE THAN ONE CHARACTERISTIC CODE	100,799	HAS MORE THAN ONE LISTED CODE	16,044		
TOTAL	841,244	TOTAL	577,817	TOTAL CHAR. AND LISTED	30,443,394

5 QUANTITIES OF WASTE GENERATED IN 1991 THAT WERE MULTIPLY CODED

WASTE HAS ONLY CHARACTERISTIC CODES BUT MORE THAN ONE APPLIES	TONS OF WASTE GENERATED	ONLY LISTED CODES BUT HAS MORE THAN ONE	TONS OF WASTE GENERATED	BOTH CHAR. & LISTED CODES	TONS OF WASTE GENERATED
HAS IGNITABLE CODE	23,936			IGN. W/ AT LEAST 1 LSTD	152,500
HAS CORROSIVE CODE	76,950			CORR. W/ AT LEAST 1 LSTD	30,272,312
HAS REACTIVE CODE	5,109			REACT. W/ AT LEAST 1 LSTD	2,939
HAS D004-D017 CODE	95,779			D004-17 W/ AT LEAST 1 LSTD	30,232,548
HAS D018-D043 CODE	21,595			D018-43 W/ AT LEAST 1 LSTD	62,812
		HAS AN F CODE	16,044	F WASTE W/ AT LEAST 1 CHAR	30,431,204
		HAS A K CODE	15,464	K WASTE W/ AT LEAST 1 CHAR	30,124,313
		HAS A P CODE	0	P WASTE W/ AT LEAST 1 CHAR	171
		HAS A U CODE	580	U WASTE W/ AT LEAST 1 CHAR	809
TOTAL	100,799	TOTAL	16,044	TOTAL	30,443,394

NOTE: COLUMNS DO NOT SUM TO TOTAL BECAUSE A WASTE CODE MAY APPLY TO MORE THAN ONE WASTE.
MIXTURES WITH IGNITABLE, CORROSIVE, REACTIVE, D004-17, AND D018-43 CHARACTERISTIC CODES ALSO MAY CONTAIN OTHER CHARACTERISTIC WASTE CODES.
SIMILARLY, WASTES WITH F,K,P, AND U LISTED CODES MAY HAVE OTHER LISTED WASTE CODES

MICHIGAN

WASTE MANAGEMENT

6 NUMBER OF RCRA TSD FACILITIES: 152

7 QUANTITY OF RCRA HAZARDOUS WASTE MANAGED: 31,922,898 TONS

8 FIFTY LARGEST RCRA HAZARDOUS WASTE MANAGEMENT FACILITIES, 1991

RANK	EPAID	SITE NAME	CITY	TONS OF WASTE MANAGED
1	MID000724724	THE DOW CHEMICAL COMPANY	MIDLAND	30,165,227
2	MID005356860	GMC INLAND FISHER GUIDE	FLINT	454,989
3	MID047153077	PRODUCTION PLATED PLASTICS, INC	RICHLAND	241,705
4	MID006030373	LOMAC INC	MUSKEGON	175,503
5	MID006013643	PARKE DAVIS & CO	HOLLAND	152,416
6	MID000724831	MICHIGAN DISPOSAL, INC.	BELLEVILLE	144,946
7	MID048090633	WAYNE DISPOSAL, INC.	BELLEVILLE	111,015
8	MID060975844	MICHIGAN RECOVERY SYSTEMS	ROMULUS	78,314
9	MID980615298	PETRO-CHEM PROCESSING INC	DETROIT	75,930
10	MID074259565	DYNECOL INC	DETROIT	74,499
11	MID096963194	CHEM-MET SERVICES INC	WYANDOTTE	51,067
12	MID981200835	SYSTECH ENVIRONMENTAL/LAFARGE CORP.	ALPENA	46,735
13	MID005344544	J D PLATING CO.	MADISON HEIGHTS	44,412
14	MID057002602	ENVIROMENTAL WASTE CONTROL INC	INKSTER	23,196
15	MID000820381	THE UPJOHN CO.	KALAMAZOO	23,140
16	MID006523385	CITY ENVIRONMENTAL INC/CALAHAN	ROSEVILLE	22,412
17	MID980617435	SALZBURG LANDFILL	MIDLAND	9,393
18	MID981954860	DUNDEE WIRE AND MFG	DUNDEE	7,587
19	MID088754668	EDWARDS OIL SERVICE INC	DETROIT	4,533
20	MID006016547	STEELCASE INC	GRAND RAPIDS	4,436
21	MID091605972	DETREX CORP, SOLVTS DIV.	DETROIT	2,412
22	MID980991566	CITY ENVIRONMENTAL, INC	DETROIT	1,546
23	MID270012669	GRAND RAPIDS DIE CASTING	GRAND RAPIDS	1,518
24	MID980568570	GMC AC ROCHESTER DIV., WASTE TREATMENT	FLINT	1,499
25	MID005354527	WOHLERT CORP.	LANSING	1,487
26	MID092947928	DRUG & LABORATORY DISPOSAL INC.	PLAINWELL	1,349
27	MID006131890	GREDE FOUNDRIES INC IRON MOUNTAIN PLAN	MILWAUKEE	686
28	MID006571087	UNITED STEEL & WIRE CO INC	BATTLE CREEK	269
29	MID005378161	MICHIGAN CHROME & CHEMICAL CO.	DETROIT	153
30	MID054683479	CITY DISPOSAL SYSTEMS	DETROIT	126
31	MID070299268	M N P MFG CORP.	UTICA	122
32	MID005356621	GMC DELCO CHASSIS DIVISION	LIVONIA	109
33	MID006565659	POLYPLY INC	GRAND HAVEN	44
34	MID985598531	MODINE HEAT TRANSFER	DOWAGIAC	29
35	MID982222242	HADLEY INDUSTRIES	LUDINGTON	28
36	MID006000194	BRASS FORGINGS CO	FERNDALE	23
37	MID005344973	DIAMOND CHROME PLATING INC.	HOWELL	16
38	MID017079625	AC ROCHESTER DIV GMC	GRAND RAPIDS	14
39	MID005477799	QUALITY SPRING/TOGO INC.	COLDWATER	12
40	MID006017339	KNOLL GROUP - MUSKEGON	MUSKEGON	4
TOTAL				31,922,898

NOTE: STATE MAY HAVE FEWER THAN FIFTY FACILITIES THAT MANAGED WASTES.
WASTE ONLY MANAGED BY STORAGE IS NOT INCLUDED.

MICHIGAN

WASTE MANAGEMENT, CONTINUED

9 QUANTITY OF RCRA HAZARDOUS WASTE MANAGED BY MANAGEMENT METHOD, 1991

MANAGEMENT METHOD	SYSTEM TYPE CODE	QUANTITY MANAGED (TONS)	PERCENTAGE OF QUANTITY	NUMBER OF FACILITIES	PERCENTAGE OF FACILITIES
METALS RECOVERY (FOR REUSE)	M011-M019	282,098	1	2	3
SOLVENTS RECOVERY	M021-M029	67,041	0	11	16
OTHER RECOVERY	M031-M039	70,392	0	6	9
INCINERATION	M041-M049	26,893	0	2	3
ENERGY RECOVERY (REUSE AS FUEL)	M051-M059	6,177	0	1	1
FUEL BLENDING	M061-----	197,226	1	6	9
AQUEOUS INORGANIC TREATMENT	M071-M079	54,905	0	10	15
AQUEOUS ORGANIC TREATMENT	M081-M089	5,613	0	5	7
AQUEOUS ORGANIC AND INORGANIC TREATMENT	M091-M099	30,148,503	94	3	4
SLUDGE TREATMENT	M101-M109	1,625	0	2	3
STABILIZATION	M111-M119	468,576	1	4	6
OTHER TREATMENT	M121-M129	250,293	1	10	15
LANDFILL	M132-DISP	332,628	1	3	4
DEEPWELL / UNDERGROUND INJECTION	M134-DISP	3,667	0	1	1
OTHER DISPOSAL SPECIFIED IN COMMENTS	M137-DISP	7,263	0	1	1
TOTAL		31,922,898	100	40	100

10 MANAGEMENT METHOD, BY QUANTITY OF RCRA HAZARDOUS WASTE MANAGED, 1991

MANAGEMENT METHOD	SYSTEM TYPE CODE	QUANTITY MANAGED (TONS)	PERCENTAGE OF QUANTITY	NUMBER OF FACILITIES	PERCENTAGE OF FACILITIES
AQUEOUS ORGANIC AND INORGANIC TREATMENT	M091-M099	30,148,503	94	3	4
STABILIZATION	M111-M119	468,576	1	4	6
LANDFILL	M132-DISP	332,628	1	3	4
METALS RECOVERY (FOR REUSE)	M011-M019	282,098	1	2	3
OTHER TREATMENT	M121-M129	250,293	1	10	15
FUEL BLENDING	M061-----	197,226	1	6	9
OTHER RECOVERY	M031-M039	70,392	0	6	9
SOLVENTS RECOVERY	M021-M029	67,041	0	11	16
AQUEOUS INORGANIC TREATMENT	M071-M079	54,905	0	10	15
INCINERATION	M041-M049	26,893	0	2	3
OTHER DISPOSAL SPECIFIED IN COMMENTS	M137-DISP	7,263	0	1	1
ENERGY RECOVERY (REUSE AS FUEL)	M051-M059	6,177	0	1	1
AQUEOUS ORGANIC TREATMENT	M081-M089	5,613	0	5	7
DEEPWELL / UNDERGROUND INJECTION	M134-DISP	3,667	0	1	1
SLUDGE TREATMENT	M101-M109	1,625	0	2	3
TOTAL		31,922,898	100	40	100

NOTE: FACILITIES WITH ONLY STORAGE UNITS ARE EXCLUDED.
COLUMNS MAY NOT SUM DUE TO ROUNDING.
COLUMNS MAY NOT SUM TO TOTAL BECAUSE FACILITIES MAY HAVE MULTIPLE HANDLINGS METHODS.

MICHIGAN

WASTE MANAGEMENT, CONTINUED

11 MANAGEMENT METHOD AND QUANTITY OF RCRA HAZARDOUS WASTE MANAGED BY NUMBER OF FACILITIES, 1991

MANAGEMENT METHOD	SYSTEM TYPE CODE	QUANTITY MANAGED (TONS)	PERCENTAGE OF QUANTITY	NUMBER OF FACILITIES	PERCENTAGE OF FACILITIES
SOLVENTS RECOVERY	M021-M029	67,041	0	11	16
AQUEOUS INORGANIC TREATMENT	M071-M079	54,905	0	10	15
OTHER TREATMENT	M121-M129	250,293	1	10	15
OTHER RECOVERY	M031-M039	70,392	0	6	9
FUEL BLENDING	M061-----	197,226	1	6	9
AQUEOUS ORGANIC TREATMENT	M081-M089	5,613	0	5	7
STABILIZATION	M111-M119	468,576	1	4	6
AQUEOUS ORGANIC AND INORGANIC TREATMENT	M091-M099	30,148,503	94	3	4
LANDFILL	M132-DISP	332,628	1	3	4
METALS RECOVERY (FOR REUSE)	M011-M019	282,098	1	2	3
INCINERATION	M041-M049	26,893	0	2	3
SLUDGE TREATMENT	M101-M109	1,625	0	2	3
ENERGY RECOVERY (REUSE AS FUEL)	M051-M059	6,177	0	1	1
DEEPWELL / UNDERGROUND INJECTION	M134-DISP	3,667	0	1	1
OTHER DISPOSAL SPECIFIED IN COMMENTS	M137-DISP	7,263	0	1	1
TOTAL		31,922,898	100	40	100

NOTE: FACILITIES WITH ONLY STORAGE UNITS ARE EXCLUDED.
COLUMNS MAY NOT SUM DUE TO ROUNDING.
COLUMNS MAY NOT SUM TO TOTAL BECAUSE FACILITIES MAY HAVE MULTIPLE HANDLINGS METHODS.

MICHIGAN

1991 WASTE SHIPMENTS

12 NUMBER OF RCRA HAZARDOUS WASTE SHIPPERS: 750

13 QUANTITY OF RCRA HAZARDOUS WASTE SHIPPED: 745,672 TONS

14 FIFTY LARGEST RCRA HAZARDOUS WASTE SHIPPERS, 1991

RANK	EPA ID	SITE NAME	CITY	QUANTITY SHIPPED (TONS)
1	MID980568836	GMC TRUCK AND BUS DIV PONTIAC WEST	PONTIAC	205,476
2	MID000724831	MICHIGAN DISPOSAL, INC.	BELLEVILLE	96,320
3	MID027637693	LAKESHORE ELECTRO-PLATE INC	BENTON HARBOR	50,400
4	MID006014666	LACKS INDUSTRIES INC	GRAND RAPIDS	28,673
5	MID000820381	THE UPJOHN CO.	KALAMAZOO	23,013
6	MID980617435	SALZBURG LANDFILL	MIDLAND	19,641
7	MID017422304	MCLOUTH STEEL-TRENTON PLANT	TRENTON	17,814
8	MID981090509	LACKS INDUSTRIES INC	KENTWOOD	14,648
9	MID096963194	CHEM-MET SERVICES INC	WYANDOTTE	10,386
10	MID000809632	DOW CORNING CORP MIDLAND PLT	MIDLAND	10,224
11	MID060975844	MICHIGAN RECOVERY SYSTEMS	ROMULUS	10,016
12	MID087054078	NORTH STAR STEEL COMPANY	MONROE	9,282
13	MID000724724	THE DOW CHEMICAL COMPANY	MIDLAND	7,749
14	MID047153077	PRODUCTION PLATED PLASTICS, INC	RICHLAND	7,716
15	MID007138746	BASF CORPORATION COATINGS & COLORANTS	DETROIT	7,076
16	MID057002602	ENVIROMENTAL WASTE CONTROL INC	INKSTER	6,651
17	MID087738431	ROUGE STEEL CO	DEARBORN	6,515
18	MID980684088	SOLVENT DISTILLERS	DETROIT	5,881
19	MID981092190	DOUBLE EAGLE STEEL COATING CO.	DEARBORN	5,656
20	MID052052081	VOSS STEEL CORP.	TAYLOR	5,656
21	MID004320479	NATIONAL STEEL CORPORATION GREAT LAKES	ECORSE	4,910
22	MID085031599	BRAUN ENGINEERING COMPANY	DETROIT	4,872
23	MID006013643	PARKE DAVIS & CO	HOLLAND	4,861
24	MID005358825	DUPONT - MT. CLEMENS	MOUNT CLEMENS	4,527
25	MID006523385	CITY ENVIRONMENTAL INC/CALAHAN	ROSEVILLE	4,504
26	MID005512066	DU PONT E I DE NEMOURS & CO	FLINT	4,145
27	MID097239669	HEIDTMAN STEEL PRODUCTS, INC.	ERIE	4,120
28	MID005356878	GMC-SAGINAW DIVISION	SAGINAW	4,093
29	MID985566629	RTR INC	DETROIT	3,976
30	MID005356928	GMC, BOC, LAD, LCA, BODY PLANT	LANSING	3,843
31	MID005379714	FORD MOTOR CO. WIXOM ASSEMBLY PLT.	WIXOM	3,118
32	MID005356951	GMC FLINT VAN SLYKE COMPLEX	FLINT	3,093
33	MID086744802	GMC SAGINAW DIVISION-DETROIT PLANTS	DETROIT	3,067
34	MID005338801	GAGE PRODUCTS CO.	FERNDALE	3,015
35	MID005422514	DU-WEL PRODUCTS INC	HARTFORD	2,984
36	MID005379854	FORD MOTOR CO UTICA TRIM PLT	UTICA	2,947
37	MID091605972	DETREX CORP, SOLVTS DIV.	DETROIT	2,879
38	MID058816927	JOHNSON CONTROLS BATTERY GROUP INC.	OWOSSO	2,773
39	MID083684290	HEXCEL CORP CHEMICAL PRODUCTS DIV	ZEELAND	2,636
40	MID005363114	ELF ATOCHEM NORTH AMERICA, INC.	RIVERVIEW	2,482
41	MID001868538	BASF CORPORATION COATINGS & COLORANTS	DETROIT	2,424
42	MID068814482	QUANEX CORP MACSTEEL DIV	JACKSON	2,381
43	MID981000607	SAFETY-KLEEN CORP.	SAGINAW	2,378
44	MID980795488	GMC CADILLAC DETROIT HAMTRAMCK ASSEMBLY	DETROIT	2,313
45	MID068806520	NATIONAL METAL PROCESSING	DETROIT	2,216
46	MID076380658	FORD MOTOR CO R & E CENTER	DEARBORN	2,204
47	MID000724591	SAMUEL-WHITTAR INC.	DETROIT	2,201
48	MID006016547	STEELCASE INC	GRAND RAPIDS	2,136
49	MID080361454	WYCKOFF CHEMICAL CO INC	SOUTH HAVEN	1,994
50	MID064197742	BASF CORP	WYANDOTTE	1,945
TOTAL				643,831

NOTES: COLUMNS MAY NOT SUM DUE TO ROUNDING.
STATE MAY HAVE FEWER THAN FIFTY SHIPPERS.

MICHIGAN

1991 WASTE RECEIPTS

15 NUMBER OF RCRA HAZARDOUS WASTE RECEIVERS: 26

16 QUANTITY OF RCRA HAZARDOUS WASTE RECEIVED: 563,575 TONS

17 FIFTY LARGEST RCRA HAZARDOUS WASTE RECEIVERS, 1991

RANK	EPA ID	SITE NAME	CITY	QUANTITY RECEIVED (TONS)
1	MID000724831	MICHIGAN DISPOSAL, INC.	BELLEVILLE	144,946
2	MID048090633	WAYNE DISPOSAL, INC.	BELLEVILLE	111,015
3	MID980615298	PETRO-CHEM PROCESSING INC	DETROIT	75,930
4	MID074259565	DYNECOL INC	DETROIT	70,412
5	MID981200835	SYSTECH ENVIRONMENTAL/LAFARGE CORP.	ALPENA	46,735
6	MID000724724	THE DOW CHEMICAL COMPANY	MIDLAND	23,953
7	MID057002602	ENVIROMENTAL WASTE CONTROL INC	INKSTER	23,196
8	MID096963194	CHEM-MET SERVICES INC	WYANDOTTE	22,626
9	MID060975844	MICHIGAN RECOVERY SYSTEMS	ROMULUS	11,758
10	MID980617435	SALZBURG LANDFILL	MIDLAND	9,393
11	MID006523385	CITY ENVIRONMENTAL INC/CALAHAN	ROSEVILLE	8,046
12	MID088754668	EDWARDS OIL SERVICE INC	DETROIT	4,533
13	MID091605972	DETREX CORP, SOLVTS DIV.	DETROIT	2,412
14	MID981000607	SAFETY-KLEEN CORP.	SAGINAW	1,692
15	MID980991566	CITY ENVIRONMENTAL, INC	DETROIT	1,546
16	MID006016547	STEELCASE INC	GRAND RAPIDS	1,272
17	MID000722694	SAFETY-KLEEN CORP.	ROMULUS	930
18	MID000722686	SAFETY-KLEEN CORP.	PONTIAC	826
19	MID092947928	DRUG & LABORATORY DISPOSAL INC.	PLAINWELL	727
20	MID981000615	SAFETY-KLEEN CORP.	GRAND RAPIDS	619
21	MID005354527	WOHLERT CORP.	LANSING	490
22	MID981000359	SAFETY-KLEEN CORP.	MASON	257
23	MID054683479	CITY DISPOSAL SYSTEMS	DETROIT	126
24	MID053343976	MICHIGAN STATE UNIVERSITY (W.S.F.)	EAST LANSING	60
25	MID000820381	THE UPJOHN CO.	KALAMAZOO	46
26	MID982222242	HADLEY INDUSTRIES	LUDINGTON	28
TOTAL				563,575

NOTES: COLUMNS MAY NOT SUM DUE TO ROUNDING.
STATE MAY HAVE FEWER THAN FIFTY FACILITIES THAT RECEIVED WASTE.

MICHIGAN

1991 WASTE RECEIPTS, CONTINUED

18 QUANTITY OF RCRA HAZARDOUS WASTE MANAGED, BY MANAGEMENT METHOD, LIMITED TO WASTE RECEIVED FROM OFF SITE, 1991

MANAGEMENT METHOD	SYSTEM TYPE CODE	QUANTITY MANAGED (TONS)	PERCENTAGE OF QUANTITY	NUMBER OF FACILITIES	PERCENTAGE OF FACILITIES
METALS RECOVERY (FOR REUSE)	M011-M019	40,393	7	1	3
SOLVENTS RECOVERY	M021-M029	16,601	3	4	11
OTHER RECOVERY	M031-M039	5,047	1	3	9
INCINERATION	M041-M049	4,288	1	2	6
FUEL BLENDING	M061-----	142,386	25	6	17
AQUEOUS INORGANIC TREATMENT	M071-M079	8,324	1	3	9
AQUEOUS ORGANIC TREATMENT	M081-M089	5,613	1	5	14
AQUEOUS ORGANIC AND INORGANIC TREATMENT	M091-M099	19,641	4	2	6
SLUDGE TREATMENT	M101-M109	126	0	1	3
STABILIZATION	M111-M119	193,588	35	3	9
OTHER TREATMENT	M121-M129	2,732	0	3	9
LANDFILL	M132-DISP	120,408	22	2	6
TOTAL		559,147	100	20	100

19 MANAGEMENT METHOD, BY QUANTITY OF RCRA HAZARDOUS WASTE MANAGED, LIMITED TO WASTE RECEIVED FROM OFF SITE, 1991

MANAGEMENT METHOD	SYSTEM TYPE CODE	QUANTITY MANAGED (TONS)	PERCENTAGE OF QUANTITY	NUMBER OF FACILITIES	PERCENTAGE OF FACILITIES
STABILIZATION	M111-M119	193,588	35	3	9
FUEL BLENDING	M061-----	142,386	25	6	17
LANDFILL	M132-DISP	120,408	22	2	6
METALS RECOVERY (FOR REUSE)	M011-M019	40,393	7	1	3
AQUEOUS ORGANIC AND INORGANIC TREATMENT	M091-M099	19,641	4	2	6
SOLVENTS RECOVERY	M021-M029	16,601	3	4	11
AQUEOUS INORGANIC TREATMENT	M071-M079	8,324	1	3	9
AQUEOUS ORGANIC TREATMENT	M081-M089	5,613	1	5	14
OTHER RECOVERY	M031-M039	5,047	1	3	9
INCINERATION	M041-M049	4,288	1	2	6
OTHER TREATMENT	M121-M129	2,732	0	3	9
SLUDGE TREATMENT	M101-M109	126	0	1	3
TOTAL		559,147	100	20	100

NOTE: FACILITIES WITH ONLY STORAGE UNITS ARE EXCLUDED
COLUMNS MAY NOT SUM DUE TO ROUNDING.
COLUMNS MAY NOT SUM TO TOTAL BECAUSE FACILITIES MAY HAVE MULTIPLE HANDLINGS METHODS.

MICHIGAN

1991 WASTE RECEIPTS, CONTINUED

20 MANAGEMENT METHOD AND QUANTITY OF RCRA HAZARDOUS WASTE MANAGED, BY NUMBER OF FACILITIES, LIMITED TO WASTE RECEIVED FROM OFF SITE, 1991

MANAGEMENT METHOD	SYSTEM TYPE CODE	QUANTITY MANAGED (TONS)	PERCENTAGE OF QUANTITY	NUMBER OF FACILITIES	PERCENTAGE OF FACILITIES
FUEL BLENDING	M061-----	142,386	25	6	17
AQUEOUS ORGANIC TREATMENT	M081-M089	5,613	1	5	14
SOLVENTS RECOVERY	M021-M029	16,601	3	4	11
OTHER RECOVERY	M031-M039	5,047	1	3	9
AQUEOUS INORGANIC TREATMENT	M071-M079	8,324	1	3	9
STABILIZATION	M111-M119	193,588	35	3	9
OTHER TREATMENT	M121-M129	2,732	0	3	9
INCINERATION	M041-M049	4,288	1	2	6
AQUEOUS ORGANIC AND INORGANIC TREATMENT	M091-M099	19,641	4	2	6
LANDFILL	M132-DISP	120,408	22	2	6
METALS RECOVERY (FOR REUSE)	M011-M019	40,393	7	1	3
SLUDGE TREATMENT	M101-M109	126	0	1	3
TOTAL		559,147	100	20	100

NOTE: FACILITIES WITH ONLY STORAGE UNITS ARE EXCLUDED
COLUMNS MAY NOT SUM DUE TO ROUNDING.
COLUMNS MAY NOT SUM TO TOTAL BECAUSE FACILITIES MAY HAVE MULTIPLE HANDLINGS METHODS.

MICHIGAN

1991 IMPORTS AND EXPORTS

21 QUANTITY OF RCRA HAZARDOUS WASTE IMPORTED: 246,306 TONS

22 QUANTITY OF RCRA HAZARDOUS WASTE EXPORTED: 4,585,723 TONS

23 QUANTITY AND PERCENTAGE OF RCRA HAZARDOUS WASTEWATER AND NON-WASTEWATER MANAGEMENT IN 1991

MANAGEMENT TYPE	TONS	PERCENTAGE
WASTEWATER	30,804,386	96
NON-WASTEWATER	1,118,511	4
TOTAL	31,922,898	100

MINNESOTA

1991 WASTE GENERATION

1 NUMBER OF RCRA LARGE QUANTITY GENERATORS (LQGS): 276

2 QUANTITY OF RCRA HAZARDOUS WASTE GENERATED: 5,662,647 TONS

3 FIFTY LARGEST RCRA HAZARDOUS WASTE GENERATORS IN THE STATE, 1991

RANK	EPA ID	SITE NAME	CITY	TOTAL GENERATED (TONS)
1	MND006172969	3M COMPANY	COTTAGE GROVE	2,668,111
2	MND006162820	ASHLAND PETROLEUM COMPANY	ST. PAUL PARK	2,618,665
3	MND000608547	ACSIST ASSOCIATES INC	ST, LOUIS PARK	134,645
4	MND000294389	HONEYWELL SOLID STATE ELECTRONICS CENTER	PLYMOUTH	112,418
5	MND000608554	CONTROL DATA CORPORATION	BLOOMINGTON	62,379
6	MND006478523	DOUGLAS CORPORATION	ST LOUIS PARK	13,262
7	MND041775008	NORTH STAR STEEL MINNESOTA	ST PAUL	6,191
8	MND006148092	GOPHER SMELTING & REFINING CO	EAGAN	5,832
9	MND006172902	3M MAGNETIC A/V CONSUMER PRODUCTS DIV	HUTCHINSON	3,426
10	MND980700900	BUREAU OF ENGRAVING INC INDUSTRIAL DIV	MINNEAPOLIS	2,310
11	MNT280010257	NICO PRODUCTS INC	MINNEAPOLIS	2,091
12	MND981098478	METRO RECOVERY SYSTEMS	ROSEVILLE	1,701
13	MND006251839	WOLKERSTORFER COMPANY INC	NEW BRIGHTON	1,590
14	MND001037639	ADVANCE CIRCUITS INC	ROSEVILLE	1,551
15	MND006147268	SHELDAHL INC NORTHFIELD EAST SITE	NORTHFIELD	1,390
16	MND000824029	3M MAIN PLANT	ST. PAUL	1,326
17	MND000819292	AF3 INC	MINNETONKA	1,131
18	MND006173082	3M COMPANY 3M CENTER	ST. PAUL	1,059
19	MND006456768	HUTCHINSON TECHNOLOGY INC	HUTCHINSON	890
20	MND050730175	HARD CHROME INC	MINNEAPOLIS	816
21	MND042651687	ADVANCE CIRCUITS INC	MINNETONKA	781
22	MND000823922	PARAMAX SYSTEMS CORPORATION	ST. PAUL	770
23	MND006156590	FEDERAL-HOFFMAN INC	ANOKA	714
24	MND980681589	AVTEC FINISHING SYSTEMS INC	NEW HOPE	604
25	MND006207773	FORD MOTOR COMPANY	ST PAUL	579
26	MND058330473	ADVANCED FLEX INC	MINNETONKA	570
27	MND041786930	AFZ INC	COLUMBIA HEIGHTS	570
28	MND006147847	VISION EASE LENS	ST. CLOUD	513
29	MND990860470	BUCKBEE-MEARS ST. PAUL	ST. PAUL	510
30	MND006253801	SUPERIOR PLATING INC	MINNEAPOLIS	500
31	MND000686071	KOCH REFINING COMPANY	ROSEMOUNT	480
32	MND006161756	IBM CORP	ROCHESTER	471
33	MND980501167	CRENLO INC PLANT NO. 2	ROCHESTER	436
34	MNT280010034	CIRCUIT SCIENCE INC	PLYMOUTH	421
35	MND006167332	ANDERSEN CORPORATION	BAYPORT	406
36	MND006219232	MICOM CORPORATION	NEW BRIGHTON	391
37	MND000823997	U.S. STEEL MINNTAC	MOUNTAIN IRON	353
38	MND981784416	OLSON ENGINEERING INC	ST. JAMES	330
39	MND066539743	HOLADAY CIRCUITS	MINNETONKA	329
40	MND050742014	CROWN CORK & SEAL COMPANY INC	FARIBAULT	274
41	MN3170022914	FMC CORPORATION NAVAL SYSTEMS CORP ORDN	FRIDLEY	247
42	MND006963508	NORTHWEST AIRLINES INC	ST. PAUL	230
43	MND053417515	ONAN CORPORATION	FRIDLEY	207
44	MND000819268	ALLIANT TECHSYSTEMS INC TWIN CITIES	NEW BRIGHTON	205
45	MND981196215	HIBBING PRINTED CIRCUITS	HIBBING	204
46	MND078680790	3-M DESIGN FABRICATED PARTS INC	STILLWATER	200
47	MND000808923	CONSOLIDATED CONTAINER CORPORATION	MINNEAPOLIS	196
48	MND980996805	ENVIRO-CHEM INC	ROGERS	190
49	MN7213820908	TWIN CITIES ARMY AMMUNITION PLANT	ARDEN HILLS	181
50	MND061457149	STREATER INC	ALBERT LEA	178
TOTAL				5,652,822

NOTE: STATE MAY HAVE FEWER THAN FIFTY GENERATORS

MINNESOTA

1991 WASTE GENERATION, CONTINUED

4 QUANTITIES OF WASTE GENERATED IN 1991 THAT WERE

- REPORTED WITH ONLY CHARACTERISTIC WASTE CODES
- REPORTED WITH ONLY LISTED WASTE CODES
- REPORTED WITH BOTH CHARACTERISTIC AND LISTED WASTE CODES

WASTE HAS ONLY CHARACTERISTIC CODES	TONS OF WASTE GENERATED	WASTE HAS ONLY LISTED CODES	TONS OF WASTE GENERATED	WASTE HAS BOTH CHARACTERISTIC AND LISTED CODES	TONS OF WASTE GENERATED
ONLY IGNITABLE	2,018	ONLY AN F CODE	2,669,413		
ONLY CORROSIVE	122,716	ONLY A K CODE	7,088		
ONLY REACTIVE	29	ONLY A P CODE	23		
ONLY D004-17	8,979	ONLY A U CODE	51		
ONLY D018-43	2,618,149				
HAS MORE THAN ONE CHARACTERISTIC CODE	218,327	HAS MORE THAN ONE LISTED CODE	65		
TOTAL	2,970,217	TOTAL	2,676,640	TOTAL CHAR. AND LISTED	15,767

5 QUANTITIES OF WASTE GENERATED IN 1991 THAT WERE MULTIPLY CODED

WASTE HAS ONLY CHARACTERISTIC CODES BUT MORE THAN ONE APPLIES	TONS OF WASTE GENERATED	ONLY LISTED CODES BUT HAS MORE THAN ONE	TONS OF WASTE GENERATED	BOTH CHAR. & LISTED CODES	TONS OF WASTE GENERATED
HAS IGNITABLE CODE	136,477			IGN. W/ AT LEAST 1 LSTD	7,207
HAS CORROSIVE CODE	216,770			CORR. W/ AT LEAST 1 LSTD	2,052
HAS REACTIVE CODE	1,176			REACT. W/ AT LEAST 1 LSTD	88
HAS D004-D017 CODE	217,306			D004-17 W/ AT LEAST 1 LSTD	5,383
HAS D018-D043 CODE	1,790			D018-43 W/ AT LEAST 1 LSTD	9,371
		HAS AN F CODE	54	F WASTE W/ AT LEAST 1 CHAR	15,752
		HAS A K CODE	0	K WASTE W/ AT LEAST 1 CHAR	5
		HAS A P CODE	11	P WASTE W/ AT LEAST 1 CHAR	15
		HAS A U CODE	65	U WASTE W/ AT LEAST 1 CHAR	36
TOTAL	218,327	TOTAL	65	TOTAL	15,767

NOTE: COLUMNS DO NOT SUM TO TOTAL BECAUSE A WASTE CODE MAY APPLY TO MORE THAN ONE WASTE.
MIXTURES WITH IGNITABLE, CORROSIVE, REACTIVE, D004-17, AND D018-43 CHARACTERISTIC CODES ALSO MAY CONTAIN OTHER CHARACTERISTIC WASTE CODES.
SIMILARLY, WASTES WITH F,K,P, AND U LISTED CODES MAY HAVE OTHER LISTED WASTE CODES

MINNESOTA

WASTE MANAGEMENT

6 NUMBER OF RCRA TSD FACILITIES: 60

7 QUANTITY OF RCRA HAZARDOUS WASTE MANAGED: 5,565,626 TONS

8 FIFTY LARGEST RCRA HAZARDOUS WASTE MANAGEMENT FACILITIES, 1991

RANK	EPAID	SITE NAME	CITY	TONS OF WASTE MANAGED
1	MND006172969	3M COMPANY	COTTAGE GROVE	2,674,604
2	MND006162820	ASHLAND PETROLEUM COMPANY	ST. PAUL PARK	2,618,232
3	MND000608547	ACSIST ASSOCIATES INC	ST, LOUIS PARK	134,563
4	MND000608554	CONTROL DATA CORPORATION	BLOOMINGTON	62,312
5	MND006148092	GOPHER SMELTING & REFINING CO	EAGAN	58,890
6	MND981098478	METRO RECOVERY SYSTEMS	ROSEVILLE	14,612
7	MND000686709	ASHLAND CHEMICAL INC	SHAKOPEE	740
8	MND006224612	PENNZOIL PRODUCTS COMPANY	FRIDLEY	563
9	MND000823922	PARAMAX SYSTEMS CORPORATION	ST. PAUL	426
10	MND000819268	ALLIANT TECHSYSTEMS INC TWIN CITIES	NEW BRIGHTON	121
11	MND000819318	HONEYWELL INC MAVD	MINNEAPOLIS	118
12	MN3170022914	FMC CORPORATION NAVAL SYSTEMS CORP ORDN	FRIDLEY	107
13	MND081138604	ALLIANT TECHSYSTEMS PROVING GROUND	ELK RIVER	77
14	MND000293365	MEDTRONIC INC	FRIDLEY	48
15	MND006161756	IBM CORP	ROCHESTER	44
16	MND050730175	HARD CHROME INC	MINNEAPOLIS	33
17	MND980501134	MCLAUGHLIN GORMLEY KING COMPANY	MINNEAPOLIS	28
18	MND006147847	VISION EASE LENS	ST. CLOUD	23
19	MND000823914	PARAMAX SYSTEMS CORPORATION	EAGAN	15
20	MND054497854	MINNESOTA VALLEY ENGINEERING	NEW PRAGUE	13
	MND985675131	MINNESOTA VALLEY ENGINEERING	NEW PRAGUE	13
21	MND006156590	FEDERAL-HOFFMAN INC	ANOKA	11
22	MND980826424	ARCTCO INC	THIEF RIVER FALLS	10
23	MND000819300	HONEYWELL INC MAVD	ST. LOUIS PARK	10
24	MND985716794	ANACOMP	MENDOTA HEIGHTS	9
25	MND981190150	UNIVERSITY OF MINNESOTA COMO TRANSFER	MINNEAPOLIS	3
26	MND001970334	ALLIANT TECHSYSTEMS INC HOPKINS PLANT	HOPKINS	0
TOTAL				5,565,626

NOTE: STATE MAY HAVE FEWER THAN FIFTY FACILITIES THAT MANAGED WASTES.
WASTE ONLY MANAGED BY STORAGE IS NOT INCLUDED.

MINNESOTA

WASTE MANAGEMENT, CONTINUED

9 QUANTITY OF RCRA HAZARDOUS WASTE MANAGED BY MANAGEMENT METHOD, 1991

MANAGEMENT METHOD	SYSTEM TYPE CODE	QUANTITY MANAGED (TONS)	PERCENTAGE OF QUANTITY	NUMBER OF FACILITIES	PERCENTAGE OF FACILITIES
METALS RECOVERY (FOR REUSE)	M011-M019	60,042	1	3	8
SOLVENTS RECOVERY	M021-M029	988	0	12	30
OTHER RECOVERY	M031-M039	1,706	0	2	5
INCINERATION	M041-M049	16,148	0	2	5
ENERGY RECOVERY (REUSE AS FUEL)	M051-M059	24	0	2	5
AQUEOUS INORGANIC TREATMENT	M071-M079	146,645	3	6	15
AQUEOUS ORGANIC TREATMENT	M081-M089	2,618,015	47	1	3
SLUDGE TREATMENT	M101-M109	176	0	3	8
STABILIZATION	M111-M119	2	0	1	3
OTHER TREATMENT	M121-M129	2,721,880	49	7	18
LANDFILL	M132-DISP	2	0	1	3
TOTAL		5,565,626	100	27	100

10 MANAGEMENT METHOD, BY QUANTITY OF RCRA HAZARDOUS WASTE MANAGED, 1991

MANAGEMENT METHOD	SYSTEM TYPE CODE	QUANTITY MANAGED (TONS)	PERCENTAGE OF QUANTITY	NUMBER OF FACILITIES	PERCENTAGE OF FACILITIES
OTHER TREATMENT	M121-M129	2,721,880	49	7	18
AQUEOUS ORGANIC TREATMENT	M081-M089	2,618,015	47	1	3
AQUEOUS INORGANIC TREATMENT	M071-M079	146,645	3	6	15
METALS RECOVERY (FOR REUSE)	M011-M019	60,042	1	3	8
INCINERATION	M041-M049	16,148	0	2	5
OTHER RECOVERY	M031-M039	1,706	0	2	5
SOLVENTS RECOVERY	M021-M029	988	0	12	30
SLUDGE TREATMENT	M101-M109	176	0	3	8
ENERGY RECOVERY (REUSE AS FUEL)	M051-M059	24	0	2	5
LANDFILL	M132-DISP	2	0	1	3
STABILIZATION	M111-M119	2	0	1	3
TOTAL		5,565,626	100	27	100

11 MANAGEMENT METHOD AND QUANTITY OF RCRA HAZARDOUS WASTE MANAGED BY NUMBER OF FACILITIES, 1991

MANAGEMENT METHOD	SYSTEM TYPE CODE	QUANTITY MANAGED (TONS)	PERCENTAGE OF QUANTITY	NUMBER OF FACILITIES	PERCENTAGE OF FACILITIES
SOLVENTS RECOVERY	M021-M029	988	0	12	30
OTHER TREATMENT	M121-M129	2,721,880	49	7	18
AQUEOUS INORGANIC TREATMENT	M071-M079	146,645	3	6	15
METALS RECOVERY (FOR REUSE)	M011-M019	60,042	1	3	8
SLUDGE TREATMENT	M101-M109	176	0	3	8
OTHER RECOVERY	M031-M039	1,706	0	2	5
INCINERATION	M041-M049	16,148	0	2	5
ENERGY RECOVERY (REUSE AS FUEL)	M051-M059	24	0	2	5
AQUEOUS ORGANIC TREATMENT	M081-M089	2,618,015	47	1	3
STABILIZATION	M111-M119	2	0	1	3
LANDFILL	M132-DISP	2	0	1	3
TOTAL		5,565,626	100	27	100

NOTE: FACILITIES WITH ONLY STORAGE UNITS ARE EXCLUDED.
COLUMNS MAY NOT SUM DUE TO ROUNDING.
COLUMNS MAY NOT SUM TO TOTAL BECAUSE FACILITIES MAY HAVE MULTIPLE HANDLINGS METHODS.

MINNESOTA

1991 WASTE SHIPMENTS

12 NUMBER OF RCRA HAZARDOUS WASTE SHIPPERS: 269

13 QUANTITY OF RCRA HAZARDOUS WASTE SHIPPED: 61,734 TONS

14 FIFTY LARGEST RCRA HAZARDOUS WASTE SHIPPERS, 1991

RANK	EPA ID	SITE NAME	CITY	QUANTITY SHIPPED (TONS)
1	MND006172969	3M COMPANY	COTTAGE GROVE	6,326
2	MND041775008	NORTH STAR STEEL MINNESOTA	ST PAUL	6,191
3	MND006148092	GOPHER SMELTING & REFINING CO	EAGAN	5,832
4	MND006172902	3M MAGNETIC A/V CONSUMER PRODUCTS DIV	HUTCHINSON	3,426
5	MNT280010257	NICO PRODUCTS INC	MINNEAPOLIS	2,091
6	MND981098478	METRO RECOVERY SYSTEMS	ROSEVILLE	1,957
7	MND006251839	WOLKERSTORFER COMPANY INC	NEW BRIGHTON	1,590
8	MND001037639	ADVANCE CIRCUITS INC	ROSEVILLE	1,551
9	MND981097884	SAFETY-KLEEN CORPORATION	EAGAN	1,423
10	MND006147268	SHELDAHL INC NORTHFIELD EAST SITE	NORTHFIELD	1,389
11	MND000824029	3M MAIN PLANT	ST. PAUL	1,326
12	MND980700900	BUREAU OF ENGRAVING INC INDUSTRIAL DIV	MINNEAPOLIS	1,268
13	MND981953045	SAFETY-KLEEN CORPORATION	BLAINE	1,157
14	MND000819292	AF3 INC	MINNETONKA	1,132
15	MND006173082	3M COMPANY 3M CENTER	ST. PAUL	1,059
16	MND006456768	HUTCHINSON TECHNOLOGY INC	HUTCHINSON	890
17	MND050730175	HARD CHROME INC	MINNEAPOLIS	838
18	MND042651687	ADVANCE CIRCUITS INC	MINNETONKA	781
19	MND000686709	ASHLAND CHEMICAL INC	SHAKOPEE	765
20	MND000686170	SAFETY-KLEEN CORPORATION	CLOQUET	756
21	MND006156590	FEDERAL-HOFFMAN INC	ANOKA	731
22	MND006147847	VISION EASE LENS	ST. CLOUD	661
23	MND980681589	AVTEC FINISHING SYSTEMS INC	NEW HOPE	604
24	MND006207773	FORD MOTOR COMPANY	ST PAUL	580
25	MND041786930	AFZ INC	COLUMBIA HEIGHTS	570
26	MND058330473	ADVANCED FLEX INC	MINNETONKA	563
27	MND990860470	BUCKBEE-MEARS ST. PAUL	ST. PAUL	519
28	MND006253801	SUPERIOR PLATING INC	MINNEAPOLIS	502
29	MND006161756	IBM CORP	ROCHESTER	477
30	MND980501167	CRENLO INC PLANT NO. 2	ROCHESTER	435
31	MNT280010034	CIRCUIT SCIENCE INC	PLYMOUTH	418
32	MND000823922	PARAMAX SYSTEMS CORPORATION	ST. PAUL	404
33	MND006219232	MICOM CORPORATION	NEW BRIGHTON	391
34	MND000686071	KOCH REFINING COMPANY	ROSEMOUNT	342
35	MND000823997	U.S. STEEL MINNTAC	MOUNTAIN IRON	337
36	MND066539743	HOLADAY CIRCUITS	MINNETONKA	329
37	MND980996805	ENVIRO-CHEM INC	ROGERS	307
38	MND006167332	ANDERSEN CORPORATION	BAYPORT	298
39	MND050742014	CROWN CORK & SEAL COMPANY INC	FARIBAULT	274
40	MND006162820	ASHLAND PETROLEUM COMPANY	ST. PAUL PARK	266
41	MND980680540	ADVANCE CIRCUITS INC	HOPKINS	254
42	MND006154918	ELECTRO-PLATING ENGINEERING	ST. PAUL	251
43	MND006963508	NORTHWEST AIRLINES INC	ST. PAUL	231
44	MND053417515	ONAN CORPORATION	FRIDLEY	207
45	MND981196215	HIBBING PRINTED CIRCUITS	HIBBING	204
46	MND078680790	3-M DESIGN FABRICATED PARTS INC	STILLWATER	200
47	MND000808923	CONSOLIDATED CONTAINER CORPORATION	MINNEAPOLIS	196
48	MND000819268	ALLIANT TECHSYSTEMS INC TWIN CITIES	NEW BRIGHTON	185
49	MND061457149	STREATER INC	ALBERT LEA	178
50	MND006172621	CO OPERATIVE PLATING	ST PAUL	175
TOTAL				52,838

NOTES: COLUMNS MAY NOT SUM DUE TO ROUNDING.
STATE MAY HAVE FEWER THAN FIFTY SHIPPERS.

MINNESOTA

1991 WASTE RECEIPTS

15 NUMBER OF RCRA HAZARDOUS WASTE RECEIVERS: 20

16 QUANTITY OF RCRA HAZARDOUS WASTE RECEIVED: 92,264 TONS

17 FIFTY LARGEST RCRA HAZARDOUS WASTE RECEIVERS, 1991

RANK	EPA ID	SITE NAME	CITY	QUANTITY RECEIVED (TONS)
1	MND006148092	GOPHER SMELTING & REFINING CO	EAGAN	58,890
2	MND981098478	METRO RECOVERY SYSTEMS	ROSEVILLE	14,113
3	MND006172969	3M COMPANY	COTTAGE GROVE	12,919
4	MND981097884	SAFETY-KLEEN CORPORATION	EAGAN	1,341
5	MND981190242	APTUS INC	LAKEVILLE	1,293
6	MND981953045	SAFETY-KLEEN CORPORATION	BLAINE	1,203
7	MND000686709	ASHLAND CHEMICAL INC	SHAKOPEE	740
8	MND000686170	SAFETY-KLEEN CORPORATION	CLOQUET	706
9	MND006224612	PENNZOIL PRODUCTS COMPANY	FRIDLEY	563
10	MND054497052	VAN WATERS & ROGERS INC	MINNEAPOLIS	153
11	MND081138604	ALLIANT TECHSYSTEMS PROVING GROUND	ELK RIVER	67
12	MND000823922	PARAMAX SYSTEMS CORPORATION	ST. PAUL	67
13	MND980795546	UNIVERSITY OF MINNESOTA ROSEMOUNT CENTER	ROSEMOUNT	64
14	MND006161756	IBM CORP	ROCHESTER	60
15	MND981190150	UNIVERSITY OF MINNESOTA COMO TRANSFER	MINNEAPOLIS	51
16	MND000826206	NORTHERN STATES POWER COMPANY	MINNEAPOLIS	16
17	MND000293365	MEDTRONIC INC	FRIDLEY	11
18	MND000819284	HONEYWELL INC GOLDEN VALLEY	GOLDEN VALLEY	5
19	MND000824052	MINNESOTA POWER	DULUTH	1
20	MND001970334	ALLIANT TECHSYSTEMS INC HOPKINS PLANT	HOPKINS	0
TOTAL				92,264

NOTES: COLUMNS MAY NOT SUM DUE TO ROUNDING.
STATE MAY HAVE FEWER THAN FIFTY FACILITIES THAT RECEIVED WASTE.

MINNESOTA

1991 WASTE RECEIPTS, CONTINUED

18 QUANTITY OF RCRA HAZARDOUS WASTE MANAGED, BY MANAGEMENT METHOD, LIMITED TO WASTE RECEIVED FROM OFF SITE, 1991

MANAGEMENT METHOD	SYSTEM TYPE CODE	QUANTITY MANAGED (TONS)	PERCENTAGE OF QUANTITY	NUMBER OF FACILITIES	PERCENTAGE OF FACILITIES
METALS RECOVERY (FOR REUSE)	M011-M019	60,033	69	2	12
SOLVENTS RECOVERY	M021-M029	572	1	2	12
OTHER RECOVERY	M031-M039	694	1	1	6
INCINERATION	M041-M049	12,820	15	1	6
ENERGY RECOVERY (REUSE AS FUEL)	M051-M059	0	0	1	6
AQUEOUS INORGANIC TREATMENT	M071-M079	11,588	13	1	6
SLUDGE TREATMENT	M101-M109	161	0	3	18
STABILIZATION	M111-M119	2	0	1	6
OTHER TREATMENT	M121-M129	879	1	4	24
LANDFILL	M132-DISP	2	0	1	6
TOTAL		86,751	100	10	100

19 MANAGEMENT METHOD, BY QUANTITY OF RCRA HAZARDOUS WASTE MANAGED, LIMITED TO WASTE RECEIVED FROM OFF SITE, 1991

MANAGEMENT METHOD	SYSTEM TYPE CODE	QUANTITY MANAGED (TONS)	PERCENTAGE OF QUANTITY	NUMBER OF FACILITIES	PERCENTAGE OF FACILITIES
METALS RECOVERY (FOR REUSE)	M011-M019	60,033	69	2	12
INCINERATION	M041-M049	12,820	15	1	6
AQUEOUS INORGANIC TREATMENT	M071-M079	11,588	13	1	6
OTHER TREATMENT	M121-M129	879	1	4	24
OTHER RECOVERY	M031-M039	694	1	1	6
SOLVENTS RECOVERY	M021-M029	572	1	2	12
SLUDGE TREATMENT	M101-M109	161	0	3	18
LANDFILL	M132-DISP	2	0	1	6
STABILIZATION	M111-M119	2	0	1	6
ENERGY RECOVERY (REUSE AS FUEL)	M051-M059	0	0	1	6
TOTAL		86,751	100	10	100

20 MANAGEMENT METHOD AND QUANTITY OF RCRA HAZARDOUS WASTE MANAGED, BY NUMBER OF FACILITIES, LIMITED TO WASTE RECEIVED FROM OFF SITE, 1991

MANAGEMENT METHOD	SYSTEM TYPE CODE	QUANTITY MANAGED (TONS)	PERCENTAGE OF QUANTITY	NUMBER OF FACILITIES	PERCENTAGE OF FACILITIES
OTHER TREATMENT	M121-M129	879	1	4	24
SLUDGE TREATMENT	M101-M109	161	0	3	18
METALS RECOVERY (FOR REUSE)	M011-M019	60,033	69	2	12
SOLVENTS RECOVERY	M021-M029	572	1	2	12
OTHER RECOVERY	M031-M039	694	1	1	6
INCINERATION	M041-M049	12,820	15	1	6
ENERGY RECOVERY (REUSE AS FUEL)	M051-M059	0	0	1	6
AQUEOUS INORGANIC TREATMENT	M071-M079	11,588	13	1	6
STABILIZATION	M111-M119	2	0	1	6
LANDFILL	M132-DISP	2	0	1	6
TOTAL		86,751	100	10	100

NOTE: FACILITIES WITH ONLY STORAGE UNITS ARE EXCLUDED
COLUMNS MAY NOT SUM DUE TO ROUNDING.
COLUMNS MAY NOT SUM TO TOTAL BECAUSE FACILITIES MAY HAVE MULTIPLE HANDLINGS METHODS.

MINNESOTA

1991 IMPORTS AND EXPORTS

21 QUANTITY OF RCRA HAZARDOUS WASTE IMPORTED: 69,511 TONS

22 QUANTITY OF RCRA HAZARDOUS WASTE EXPORTED: 4,585,723 TONS

23 QUANTITY AND PERCENTAGE OF RCRA HAZARDOUS WASTEWATER AND NON-WASTEWATER MANAGEMENT IN 1991

MANAGEMENT TYPE	TONS	PERCENTAGE
WASTEWATER	5,486,826	99
NON-WASTEWATER	78,800	1
TOTAL	5,565,626	100

MISSISSIPPI

1991 WASTE GENERATION

1 NUMBER OF RCRA LARGE QUANTITY GENERATORS (LQGS): 178

2 QUANTITY OF RCRA HAZARDOUS WASTE GENERATED: 8,050,831 TONS

3 FIFTY LARGEST RCRA HAZARDOUS WASTE GENERATORS IN THE STATE, 1991

RANK	EPA ID	SITE NAME	CITY	TOTAL GENERATED (TONS)
1	MSD054179403	CHEVRON	PASCAGOULA	6,587,370
2	MSD096046792	DUPONT DELISLE PLANT	PASS CHRISTIAN	675,973
3	MSD008186587	MORTON INTERNATIONAL INC.	PASCAGOULA	430,599
4	MSD033417031	FIRST CHEMICAL CORP.	PASCAGOULA	321,827
5	MSD980601686	CATERPILLAR INC.	CORINTH	10,443
6	MSD050648757	INGALLS SHIPBUILDING INC. WEST BANK	PASCAGOULA	2,516
7	MSD004001244	GENCORP POLYMER PRODUCTS	COLUMBUS	2,270
8	MSD079461406	AMERADA HESS CORP.	PURVIS	1,619
9	MSD000287417	THOMPSON & FORMBY INC.	OLIVE BRANCH	1,202
10	MSD008181562	JACKSON PLATING COMPANY	JACKSON	1,004
11	MSD006294771	CHROMCRAFT FURNITURE	SENATOBIA	670
12	MSD000693176	ENTERPRISE RECOVERY SYSTEMS, INC.	BYHALIA	630
13	MSD991277310	PLANTATION PIPELINE CO.	COLLINS	626
14	MSD001661719	ARIZONA CHEMICAL COMPANY	GULFPORT	607
15	MSD063947790	PIPER IMPACT INC.	NEW ALBANY	590
16	MSD007027543	KOPPERS INDUSTRIES INC.	TIE PLANT	558
17	MSD041165747	AKZO COATINGS INC.	CLINTON	502
18	MSD130452501	AMERICAN ELECTRIC	SOUTHAVEN	479
19	MSD990714081	CEDAR CHEMICAL CORP.	VICKSBURG	469
20	MSD985972207	KOSSEN EQUIPMENT, INC.	JACKSON	450
21	MSD098590615	INGALLS SHIPBUILDING INC.	PASCAGOULA	436
22	MSD050999127	AMOCO PETROLEUM ADDITIVES CO.	NATCHEZ	407
23	MSD980709646	EKA NOBEL, INC.	COLUMBUS	396
24	MSD001473073	WONDURA PRODUCTS INC.	TUPELO	396
25	MSD980708846	VAN LEER CONTAINERS INC.	CANTON	362
26	MSD980601512	MORTON INTERNATIONAL DYNACHEM	PASCAGOULA	362
27	MSD980841167	MSNG ARMY AVIATION	GULFPORT	325
28	MSD057226961	CAVENHAM FOREST INDUSTRIES INC.	GULFPORT	315
29	MSD980799480	ICI ACRYLICS INC.	OLIVE BRANCH	305
30	MSD081341729	RINGIER AMERICA INC.	CORINTH	304
31	MSD985966514	CENTRAL GALVANIZING INC.	KOSCIUSKO	279
32	MSD041222878	MAGNETEK INC	MENDENHALL	257
33	MSD982106700	ZEON CHEMICALS MISSISSIPPI INC.	HATTIESBURG	232
34	MSD980600084	INTERNATIONAL PAPER COMPANY	WIGGINS	229
35	MSD066106923	PLATTE CHEMICAL CO.	GREENVILLE	228
36	MSD000742668	GE PLASTICS	PEARLINGTON	219
37	MSD010406809	AUTOMATIC PROCESSING INC.	MOSS POINT	208
38	MSD007025117	KERR-MCGEE CHEMICAL CORP.	HAMILTON	204
39	MSD004010724	UNITED TECHNOLOGIES MOTOR SYSTEMS	COLUMBUS	200
40	MSD084784602	SUNBEAM-OSTER HOUSEHOLD PRODUCTS	HOLLY SPRINGS	196
41	MSD982770547	MACS/PYROIL	HERNANDO	188
42	MSD982114712	REMAN INC.	POLKVILLE	176
43	MSD033394602	PEAVEY ELECTRONICS CORP.	MERIDIAN	170
44	MSD007019623	HEATCRAFT INC.	GRENADA	135
45	MSD007037278	RANDALL TEXTRON	GRENADA	135
46	MSD033359266	VICKERS INC.	JACKSON	115
47	MSD980729198	GORDON REDD TREATING PLANT	BROOKHAVEN	112
48	MSD069530970	ACF-SHIPPOERS CAR LINE	BUDE	110
49	MSD092118835	AMERICAN SIGNATURE	OLIVE BRANCH	108
50	MSD982771404	WHIRLPOOL CORPORATION	OXFORD	106
TOTAL				8,047,620

NOTE: STATE MAY HAVE FEWER THAN FIFTY GENERATORS

MISSISSIPPI

1991 WASTE GENERATION, CONTINUED

4 QUANTITIES OF WASTE GENERATED IN 1991 THAT WERE

- REPORTED WITH ONLY CHARACTERISTIC WASTE CODES
- REPORTED WITH ONLY LISTED WASTE CODES
- REPORTED WITH BOTH CHARACTERISTIC AND LISTED WASTE CODES

WASTE HAS ONLY CHARACTERISTIC CODES	TONS OF WASTE GENERATED	WASTE HAS ONLY LISTED CODES	TONS OF WASTE GENERATED	WASTE HAS BOTH CHARACTERISTIC AND LISTED CODES	TONS OF WASTE GENERATED
ONLY IGNITABLE	773	ONLY AN F CODE	2,763		
ONLY CORROSIVE	748	ONLY A K CODE	319,437		
ONLY REACTIVE	60	ONLY A P CODE	540		
ONLY D004-17	3,874	ONLY A U CODE	93		
ONLY D018-43	6,575,673				
HAS MORE THAN ONE CHARACTERISTIC CODE	1,133,320	HAS MORE THAN ONE LISTED CODE	1,826		
TOTAL	7,714,447	TOTAL	324,659	TOTAL CHAR. AND LISTED	11,717

5 QUANTITIES OF WASTE GENERATED IN 1991 THAT WERE MULTIPLY CODED

WASTE HAS ONLY CHARACTERISTIC CODES BUT MORE THAN ONE APPLIES	TONS OF WASTE GENERATED	ONLY LISTED CODES BUT HAS MORE THAN ONE	TONS OF WASTE GENERATED	BOTH CHAR. & LISTED CODES	TONS OF WASTE GENERATED
HAS IGNITABLE CODE	8,391			IGN. W/ AT LEAST 1 LSTD	9,245
HAS CORROSIVE CODE	694,298			CORR. W/ AT LEAST 1 LSTD	131
HAS REACTIVE CODE	442,607			REACT. W/ AT LEAST 1 LSTD	7
HAS D004-D017 CODE	694,389			D004-17 W/ AT LEAST 1 LSTD	2,576
HAS D018-D043 CODE	433,295			D018-43 W/ AT LEAST 1 LSTD	5,377
		HAS AN F CODE	230	F WASTE W/ AT LEAST 1 CHAR	8,582
		HAS A K CODE	1,821	K WASTE W/ AT LEAST 1 CHAR	3,074
		HAS A P CODE	0	P WASTE W/ AT LEAST 1 CHAR	0
		HAS A U CODE	1,601	U WASTE W/ AT LEAST 1 CHAR	271
TOTAL	1,133,320	TOTAL	1,826	TOTAL	11,717

NOTE: COLUMNS DO NOT SUM TO TOTAL BECAUSE A WASTE CODE MAY APPLY TO MORE THAN ONE WASTE.
MIXTURES WITH IGNITABLE, CORROSIVE, REACTIVE, D004-17, AND D018-43 CHARACTERISTIC CODES ALSO MAY CONTAIN OTHER CHARACTERISTIC WASTE CODES.
SIMILARLY, WASTES WITH F,K,P, AND U LISTED CODES MAY HAVE OTHER LISTED WASTE CODES

MISSISSIPPI

WASTE MANAGEMENT

6 NUMBER OF RCRA TSD FACILITIES: 56

7 QUANTITY OF RCRA HAZARDOUS WASTE MANAGED: 8,013,068 TONS

8 FIFTY LARGEST RCRA HAZARDOUS WASTE MANAGEMENT FACILITIES, 1991

RANK	EPAID	SITE NAME	CITY	TONS OF WASTE MANAGED
1	MSD054179403	CHEVRON	PASCAGOULA	6,586,654
2	MSD096046792	DUPONT DELISLE PLANT	PASS CHRISTIAN	675,947
3	MSD008186587	MORTON INTERNATIONAL INC.	PASCAGOULA	430,599
4	MSD033417031	FIRST CHEMICAL CORP.	PASCAGOULA	317,770
5	MSD079461406	AMERADA HESS CORP.	PURVIS	817
6	MSD001661719	ARIZONA CHEMICAL COMPANY	GULFPORT	607
7	MSD000693176	ENTERPRISE RECOVERY SYSTEMS, INC.	BYHALIA	197
8	MSD980799480	ICI ACRYLICS INC.	OLIVE BRANCH	139
9	MSD007037278	RANDALL TEXTRON	GRENADA	104
10	MSD096076781	IPC CORINTH DIVISION INC.	CORINTH	67
11	MS6210020560	MISSISSIPPI ARMY AMMUNITION PLANT	STENNIS SPACE CENTER	60
12	MSD000829150	ASHLAND CHEMICAL INC.	JACKSON	46
13	MS2570024164	KEESLER AIR FORCE BASE	KEESLER AFB	34
14	MSD042111955	THE BILTRITE CORP.	RIPLEY	10
15	MSD982771115	DAN SMITH AIRCRAFT	HOUSTON	4
16	MSD981856933	MISS NAPHTHA DISTRIBUTOR	JACKSON	3
17	MSD981919137	BELK FORD-MERCURY INC.	OXFORD	3
18	MSD048816953	LEICA INC.	OCEAN SPRINGS	3
19	MSD000644617	SYSTEM ENERGY RESOURCES INC.	PORT GIBSON	2
20	MS6210809871	WATERWAYS EXPERIMENT STATION	VICKSBURG	1
21	MSD981754005	WAL MART	PICAYUNE	1
TOTAL				8,013,068

NOTE: STATE MAY HAVE FEWER THAN FIFTY FACILITIES THAT MANAGED WASTES.
WASTE ONLY MANAGED BY STORAGE IS NOT INCLUDED.

MISSISSIPPI

WASTE MANAGEMENT, CONTINUED

9 QUANTITY OF RCRA HAZARDOUS WASTE MANAGED BY MANAGEMENT METHOD, 1991

MANAGEMENT METHOD	SYSTEM TYPE CODE	QUANTITY MANAGED (TONS)	PERCENTAGE OF QUANTITY	NUMBER OF FACILITIES	PERCENTAGE OF FACILITIES
METALS RECOVERY (FOR REUSE)	M011-M019	34	0	1	3
SOLVENTS RECOVERY	M021-M029	122	0	6	19
OTHER RECOVERY	M031-M039	7	0	2	6
INCINERATION	M041-M049	60	0	1	3
ENERGY RECOVERY (REUSE AS FUEL)	M051-M059	2,949	0	5	16
FUEL BLENDING	M061-----	42	0	1	3
AQUEOUS INORGANIC TREATMENT	M071-M079	5,849	0	3	10
AQUEOUS ORGANIC TREATMENT	M081-M089	6,575,262	82	1	3
SLUDGE TREATMENT	M101-M109	604	0	2	6
STABILIZATION	M111-M119	4	0	2	6
OTHER TREATMENT	M121-M129	5,714	0	2	6
LAND TREATMENT / APPLICATION / FARMING	M131-DISP	214	0	1	3
LANDFILL	M132-DISP	3,649	0	1	3
DEEPWELL / UNDERGROUND INJECTION	M134-DISP	1,102,888	14	2	6
OTHER DISPOSAL SPECIFIED IN COMMENTS	M137-DISP	315,669	4	1	3
TOTAL		8,013,068	100	21	100

10 MANAGEMENT METHOD, BY QUANTITY OF RCRA HAZARDOUS WASTE MANAGED, 1991

MANAGEMENT METHOD	SYSTEM TYPE CODE	QUANTITY MANAGED (TONS)	PERCENTAGE OF QUANTITY	NUMBER OF FACILITIES	PERCENTAGE OF FACILITIES
AQUEOUS ORGANIC TREATMENT	M081-M089	6,575,262	82	1	3
DEEPWELL / UNDERGROUND INJECTION	M134-DISP	1,102,888	14	2	6
OTHER DISPOSAL SPECIFIED IN COMMENTS	M137-DISP	315,669	4	1	3
AQUEOUS INORGANIC TREATMENT	M071-M079	5,849	0	3	10
OTHER TREATMENT	M121-M129	5,714	0	2	6
LANDFILL	M132-DISP	3,649	0	1	3
ENERGY RECOVERY (REUSE AS FUEL)	M051-M059	2,949	0	5	16
SLUDGE TREATMENT	M101-M109	604	0	2	6
LAND TREATMENT / APPLICATION / FARMING	M131-DISP	214	0	1	3
SOLVENTS RECOVERY	M021-M029	122	0	6	19
INCINERATION	M041-M049	60	0	1	3
FUEL BLENDING	M061-----	42	0	1	3
METALS RECOVERY (FOR REUSE)	M011-M019	34	0	1	3
OTHER RECOVERY	M031-M039	7	0	2	6
STABILIZATION	M111-M119	4	0	2	6
TOTAL		8,013,068	100	21	100

NOTE: FACILITIES WITH ONLY STORAGE UNITS ARE EXCLUDED.
COLUMNS MAY NOT SUM DUE TO ROUNDING.
COLUMNS MAY NOT SUM TO TOTAL BECAUSE FACILITIES MAY HAVE MULTIPLE HANDLINGS METHODS.

MISSISSIPPI

WASTE MANAGEMENT, CONTINUED

11 MANAGEMENT METHOD AND QUANTITY OF RCRA HAZARDOUS WASTE MANAGED BY NUMBER OF FACILITIES, 1991

MANAGEMENT METHOD	SYSTEM TYPE CODE	QUANTITY MANAGED (TONS)	PERCENTAGE OF QUANTITY	NUMBER OF FACILITIES	PERCENTAGE OF FACILITIES
SOLVENTS RECOVERY	M021-M029	122	0	6	19
ENERGY RECOVERY (REUSE AS FUEL)	M051-M059	2,949	0	5	16
AQUEOUS INORGANIC TREATMENT	M071-M079	5,849	0	3	10
OTHER RECOVERY	M031-M039	7	0	2	6
SLUDGE TREATMENT	M101-M109	604	0	2	6
STABILIZATION	M111-M119	4	0	2	6
OTHER TREATMENT	M121-M129	5,714	0	2	6
DEEPWELL / UNDERGROUND INJECTION	M134-DISP	1,102,888	14	2	6
METALS RECOVERY (FOR REUSE)	M011-M019	34	0	1	3
INCINERATION	M041-M049	60	0	1	3
FUEL BLENDING	M061-----	42	0	1	3
AQUEOUS ORGANIC TREATMENT	M081-M089	6,575,262	82	1	3
LAND TREATMENT / APPLICATION / FARMING	M131-DISP	214	0	1	3
LANDFILL	M132-DISP	3,649	0	1	3
OTHER DISPOSAL SPECIFIED IN COMMENTS	M137-DISP	315,669	4	1	3
TOTAL		8,013,068	100	21	100

NOTE: FACILITIES WITH ONLY STORAGE UNITS ARE EXCLUDED.
COLUMNS MAY NOT SUM DUE TO ROUNDING.
COLUMNS MAY NOT SUM TO TOTAL BECAUSE FACILITIES MAY HAVE MULTIPLE HANDLINGS METHODS.

MISSISSIPPI

1991 WASTE SHIPMENTS

12 NUMBER OF RCRA HAZARDOUS WASTE SHIPPERS: 173

13 QUANTITY OF RCRA HAZARDOUS WASTE SHIPPED: 36,155 TONS

14 FIFTY LARGEST RCRA HAZARDOUS WASTE SHIPPERS, 1991

RANK	EPA ID	SITE NAME	CITY	QUANTITY SHIPPED (TONS)
1	MSD980601686	CATERPILLAR INC.	CORINTH	10,443
2	MSD033417031	FIRST CHEMICAL CORP.	PASCAGOULA	4,057
3	MSD050648757	INGALLS SHIPBUILDING INC. WEST BANK	PASCAGOULA	2,478
4	MSD981030984	SAFETY KLEEN CORP.	SOUTHAVEN	2,103
5	MSD000776765	SAFETY KLEEN CORP.	JACKSON	1,127
6	MSD000287417	THOMPSON & FORMBY INC.	OLIVE BRANCH	1,105
7	MSD006294771	CHROMCRAFT FURNITURE	SENATOBIA	670
8	MSD991277310	PLANTATION PIPELINE CO.	COLLINS	626
9	MSD063947790	PIPER IMPACT INC.	NEW ALBANY	590
10	MSD004001244	GENCORP POLYMER PRODUCTS	COLUMBUS	529
11	MSD007027543	KOPPERS INDUSTRIES INC.	TIE PLANT	512
12	MSD041165747	AKZO COATINGS INC.	CLINTON	502
13	MSD130452501	AMERICAN ELECTRIC	SOUTHAVEN	479
14	MSD990714081	CEDAR CHEMICAL CORP.	VICKSBURG	469
15	MSD098590615	INGALLS SHIPBUILDING INC.	PASCAGOULA	436
16	MSD050999127	AMOCO PETROLEUM ADDITIVES CO.	NATCHEZ	407
17	MSD980709646	EKA NOBEL, INC.	COLUMBUS	396
18	MSD001473073	WONDURA PRODUCTS INC.	TUPELO	396
19	MSD980601512	MORTON INTERNATIONAL DYNACHEM	PASCAGOULA	375
20	MSD980708846	VAN LEER CONTAINERS INC.	CANTON	362
21	MSD980841167	MSNG ARMY AVIATION	GULFPORT	325
22	MSD057226961	CAVENHAM FOREST INDUSTRIES INC.	GULFPORT	315
23	MSD081341729	RINGIER AMERICA INC.	CORINTH	304
24	MSD985966514	CENTRAL GALVANIZING INC.	KOSCIUSKO	279
25	MSD065490930	WOOD TREATING INC	PICAYUNE	266
26	MSD041222878	MAGNETEK INC	MENDENHALL	257
27	MSD000693176	ENTERPRISE RECOVERY SYSTEMS, INC.	BYHALIA	255
28	MSD982106700	ZEON CHEMICALS MISSISSIPPI INC.	HATTIESBURG	232
29	MSD980600084	INTERNATIONAL PAPER COMPANY	WIGGINS	229
30	MSD066106923	PLATTE CHEMICAL CO.	GREENVILLE	228
31	MSD000742668	GE PLASTICS	PEARLINGTON	219
32	MSD010406809	AUTOMATIC PROCESSING INC.	MOSS POINT	208
33	MSD007025117	KERR-MCGEE CHEMICAL CORP.	HAMILTON	202
34	MSD084784602	SUNBEAM-OSTER HOUSEHOLD PRODUCTS	HOLLY SPRINGS	196
35	MSD004010724	UNITED TECHNOLOGIES MOTOR SYSTEMS	COLUMBUS	194
36	MSD982770547	MACS/PYROIL	HERNANDO	188
37	MSD982114712	REMAN INC.	POLKVILLE	176
38	MSD033394602	PEAVEY ELECTRONICS CORP.	MERIDIAN	170
39	MSD980799480	ICI ACRYLICS INC.	OLIVE BRANCH	166
40	MSD980729198	GORDON REDD TREATING PLANT	BROOKHAVEN	112
41	MSD007019623	HEATCRAFT INC.	GRENADA	111
42	MSD033359266	VICKERS INC.	JACKSON	111
43	MSD069530970	ACF-SHIPPOERS CAR LINE	BUDE	110
44	MSD092118835	AMERICAN SIGNATURE	OLIVE BRANCH	108
45	MSD982771404	WHIRLPOOL CORPORATION	OXFORD	106
46	MSD054531215	TRUE TEMPER SPORTS	AMORY	102
47	MSD007031230	VISTA POLYMERS INC.	ABERDEEN	95
48	MSD097904932	ALUMAX EXTRUSIONS INC.	HERNANDO	93
49	MS7570024060	COLUMBUS AIR FORCE BASE	COLUMBUS	90
50	MSD054179403	CHEVRON	PASCAGOULA	84
TOTAL				33,591

NOTES: COLUMNS MAY NOT SUM DUE TO ROUNDING.
STATE MAY HAVE FEWER THAN FIFTY SHIPPERS.

MISSISSIPPI

1991 WASTE RECEIPTS

15 NUMBER OF RCRA HAZARDOUS WASTE RECEIVERS: 10

16 QUANTITY OF RCRA HAZARDOUS WASTE RECEIVED: 2,739 TONS

17 FIFTY LARGEST RCRA HAZARDOUS WASTE RECEIVERS, 1991

RANK	EPA ID	SITE NAME	CITY	QUANTITY RECEIVED (TONS)
1	MSD981030984	SAFETY KLEEN CORP.	SOUTHAVEN	1,202
2	MSD000776765	SAFETY KLEEN CORP.	JACKSON	644
3	MSD079461406	AMERADA HESS CORP.	PURVIS	603
4	MSD000693176	ENTERPRISE RECOVERY SYSTEMS, INC.	BYHALIA	197
5	MSD000829150	ASHLAND CHEMICAL INC.	JACKSON	46
6	MSD007027543	KOPPERS INDUSTRIES INC.	TIE PLANT	27
7	MSD096046792	DUPONT DELISLE PLANT	PASS CHRISTIAN	9
8	MSD007016843	BALDWIN PIANO & ORGAN COMPANY	GREENWOOD	6
9	MSD981856933	MISS NAPHTHA DISTRIBUTOR	JACKSON	3
10	MS6210809871	WATERWAYS EXPERIMENT STATION	VICKSBURG	1
TOTAL				2,739

NOTES: COLUMNS MAY NOT SUM DUE TO ROUNDING.
STATE MAY HAVE FEWER THAN FIFTY FACILITIES THAT RECEIVED WASTE.

MISSISSIPPI

1991 WASTE RECEIPTS, CONTINUED

18 QUANTITY OF RCRA HAZARDOUS WASTE MANAGED, BY MANAGEMENT METHOD, LIMITED TO WASTE RECEIVED FROM OFF SITE, 1991

MANAGEMENT METHOD	SYSTEM TYPE CODE	QUANTITY MANAGED (TONS)	PERCENTAGE OF QUANTITY	NUMBER OF FACILITIES	PERCENTAGE OF FACILITIES
SOLVENTS RECOVERY	M021-M029	107	12	2	22
ENERGY RECOVERY (REUSE AS FUEL)	M051-M059	103	12	2	22
FUEL BLENDING	M061-----	42	5	1	11
SLUDGE TREATMENT	M101-M109	604	70	2	22
STABILIZATION	M111-M119	4	0	2	22
TOTAL		860	100	6	100

19 MANAGEMENT METHOD, BY QUANTITY OF RCRA HAZARDOUS WASTE MANAGED, LIMITED TO WASTE RECEIVED FROM OFF SITE, 1991

MANAGEMENT METHOD	SYSTEM TYPE CODE	QUANTITY MANAGED (TONS)	PERCENTAGE OF QUANTITY	NUMBER OF FACILITIES	PERCENTAGE OF FACILITIES
SLUDGE TREATMENT	M101-M109	604	70	2	22
SOLVENTS RECOVERY	M021-M029	107	12	2	22
ENERGY RECOVERY (REUSE AS FUEL)	M051-M059	103	12	2	22
FUEL BLENDING	M061-----	42	5	1	11
STABILIZATION	M111-M119	4	0	2	22
TOTAL		860	100	6	100

20 MANAGEMENT METHOD AND QUANTITY OF RCRA HAZARDOUS WASTE MANAGED, BY NUMBER OF FACILITIES, LIMITED TO WASTE RECEIVED FROM OFF SITE, 1991

MANAGEMENT METHOD	SYSTEM TYPE CODE	QUANTITY MANAGED (TONS)	PERCENTAGE OF QUANTITY	NUMBER OF FACILITIES	PERCENTAGE OF FACILITIES
SOLVENTS RECOVERY	M021-M029	107	12	2	22
ENERGY RECOVERY (REUSE AS FUEL)	M051-M059	103	12	2	22
SLUDGE TREATMENT	M101-M109	604	70	2	22
STABILIZATION	M111-M119	4	0	2	22
FUEL BLENDING	M061-----	42	5	1	11
TOTAL		860	100	6	100

NOTE: FACILITIES WITH ONLY STORAGE UNITS ARE EXCLUDED
COLUMNS MAY NOT SUM DUE TO ROUNDING.
COLUMNS MAY NOT SUM TO TOTAL BECAUSE FACILITIES MAY HAVE MULTIPLE HANDLINGS METHODS.

MISSISSIPPI

1991 IMPORTS AND EXPORTS

21 QUANTITY OF RCRA HAZARDOUS WASTE IMPORTED:	1,715	TONS
22 QUANTITY OF RCRA HAZARDOUS WASTE EXPORTED:	4,585,723	TONS

MISSOURI

1991 WASTE GENERATION

1 NUMBER OF RCRA LARGE QUANTITY GENERATORS (LQGS): 389

2 QUANTITY OF RCRA HAZARDOUS WASTE GENERATED: 686,651 TONS

3 FIFTY LARGEST RCRA HAZARDOUS WASTE GENERATORS IN THE STATE, 1991

RANK	EPA ID	SITE NAME	CITY	TOTAL GENERATED (TONS)
1	MOD050226075	AMERICAN CYANAMID CO.	SOUTH RIVER	166,387
2	MOD006288799	ANHEUSER-BUSCH, INC.	ST. LOUIS CITY	142,127
3	MOD075888487	MCDONNELL DOUGLAS ELECTRONIC SYSTEMS CO.	ST. CHARLES	83,526
4	MOD981715824	EFCO, INC.	MONETT	81,831
5	MOD003537271	HARMON ELECTRONIC, INC.	WARRENSBURG	61,982
6	MO4213820489	LAKE CITY ARMY AMMUNITION PLANT	INDEPENDENCE	20,178
7	MOD056389828	MILES INC.	KANSAS CITY	13,302
8	MOD007118029	ARMCO, INC.	KANSAS CITY	11,442
9	MOD030712822	SCHUYLKILL METALS, INC.	FOREST CITY	10,394
10	MOD985775881	ARMCO, INC.	KANSAS CITY	9,993
11	MOD093750966	NORANDA ALUMINUM, INC.	NEW MADRID	5,564
12	MOD096726484	MALLINCKRODT SPECIALTY CHEMICALS COMPANY	ST. LOUIS CITY	5,468
13	MOD980633358	PLATCO - DIVISION OF ORSCHELN CO.	MOBERLY	5,193
14	MOD981505555	HERITAGE ENVIRONMENTAL SERVICES	KANSAS CITY	4,871
15	MOD985791995	BIOCRAFT LABORATORIES, INC.	MEXICO	3,800
16	MOD007140874	TALBOT INDUSTRIES, INC.	NEOSHO	3,747
17	MOD057894321	3M CO. - NEVADA PLANT	NEVADA	3,639
18	MOD086787371	COOK COMPOSITES AND POLYMERS COMPANY	NORTH KANSAS CITY	3,545
19	MOD007120652	AMERICAN TELEPHONE & TELEGRAPH	LEES SUMMIT	3,405
20	MOD980632954	INDUSTRIAL FUELS & RESOURCES/MO, INC.	SCOTT CITY	2,410
21	MOP000000742	A & A SITE	LINN CREEK	1,758
22	MOD980962773	SIGMA CHEMICAL COMPANY	ST. LOUIS CITY	1,673
23	MOD007118078	FORD MOTOR CO.	CLAYCOMO	1,430
24	MOD043937895	3M CO.	SPRINGFIELD	1,334
25	MOD000818963	MCDONNELL AIRCRAFT CO. TRACT I	HAZELWOOD	1,330
26	MOD006272355	CHEVRON CHEMICAL CO.	MARYLAND HEIGHTS	1,106
27	MOD006273726	SIGMA CHEMICAL COMPANY	ST. LOUIS	1,078
28	MOD085002319	CHRYSLER MOTORS	FENTON	1,006
29	MOD073027609	INDUSTRIAL SERVICE CORPORATION	KANSAS CITY	954
30	MOD006272876	FORD MOTOR CO.	HAZELWOOD	935
31	MOT300010899	AMERICAN NATIONAL CAN CO.	PEVELY	894
32	MOD007129935	INTERNATIONAL PAPER	JOPLIN	884
33	MOT300011160	KIESEL CO.(THE)/KIESEL MARINE	ST. LOUIS CITY,	800
34	MOD000829705	FRONT STREET REMEDIAL ACTION CORPORATION	KANSAS CITY	799
35	MO9890010524	U.S. DEPT. OF ENERGY - KANSAS CITY PLANT	KANSAS CITY	746
36	MOD043935048	TRANS WORLD AIRLINES, INC.	KANSAS CITY	743
37	MOD006313993	ORCHARD DECORATIVE PRODUCTS	ST. LOUIS	704
38	MOD059200089	DOE RUN CO. - BUICK SMELTER	BOSS	704
39	MOD007152903	LITTON SYSTEMS: ADVANCED CIRCUITRY D	SPRINGFIELD	698
40	MOD000668947	REYNOLDS METALS CO.	KANSAS CITY	678
41	MOD006274732	P.D. GEORGE CO., THE	ST. LOUIS CITY	641
42	MOD006269385	LINCOLN, A PENTAIR CO.	ST. LOUIS	621
43	MOD077887909	ATLAS POWDER CO.	JOPLIN	586
44	MOD006287619	JAMES RIVER, INC.	HAZELWOOD	565
45	MOD006272843	TOASTMASTER, INC.	BOONVILLE	556
46	MOD006266506	SEALED POWER TECHNOLOGIES, L.P.	MANCHESTER	548
47	MOD981717564	BRISTOL MYERS PRODUCTS	OVERLAND	542
48	MOD098641848	PHILLIPS PIPELINE CO.	JEFFERSON CITY	484
49	MOD096728688	AMERICAN NATIONAL CAN CO.	PEVELY	474
50	MOT300010261	GENERAL MOTORS-BOC GROUP	WENTZVILLE	460
TOTAL				668,538

NOTE: STATE MAY HAVE FEWER THAN FIFTY GENERATORS

MISSOURI

1991 WASTE GENERATION, CONTINUED

4 QUANTITIES OF WASTE GENERATED IN 1991 THAT WERE

- REPORTED WITH ONLY CHARACTERISTIC WASTE CODES
- REPORTED WITH ONLY LISTED WASTE CODES
- REPORTED WITH BOTH CHARACTERISTIC AND LISTED WASTE CODES

WASTE HAS ONLY CHARACTERISTIC CODES	TONS OF WASTE GENERATED	WASTE HAS ONLY LISTED CODES	TONS OF WASTE GENERATED	WASTE HAS BOTH CHARACTERISTIC AND LISTED CODES	TONS OF WASTE GENERATED
ONLY IGNITABLE	3,630	ONLY AN F CODE	17,922		
ONLY CORROSIVE	263,005	ONLY A K CODE	9,237		
ONLY REACTIVE	6,848	ONLY A P CODE	437		
ONLY D004-17	26,382	ONLY A U CODE	574		
ONLY D018-D043	4,257				
HAS MORE THAN ONE CHARACTERISTIC CODE	36,207	HAS MORE THAN ONE LISTED CODE	618		
TOTAL	340,330	TOTAL	28,787	TOTAL CHAR. AND LISTED	317,326

5 QUANTITIES OF WASTE GENERATED IN 1991 THAT WERE MULTIPLY CODED

WASTE HAS ONLY CHARACTERISTIC CODES BUT MORE THAN ONE APPLIES	TONS OF WASTE GENERATED	ONLY LISTED CODES BUT HAS MORE THAN ONE	TONS OF WASTE GENERATED	BOTH CHAR. & LISTED CODES	TONS OF WASTE GENERATED
HAS IGNITABLE CODE	6,491			IGN. W/ AT LEAST 1 LSTD	60,416
HAS CORROSIVE CODE	30,681			CORR. W/ AT LEAST 1 LSTD	166,582
HAS REACTIVE CODE	468			REACT. W/ AT LEAST 1 LSTD	821
HAS D004-D017 CODE	30,166			D004-17 W/ AT LEAST 1 LSTD	130,116
HAS D018-D043 CODE	5,483			D018-43 W/ AT LEAST 1 LSTD	140,681
		HAS AN F CODE	618	F WASTE W/ AT LEAST 1 CHAR	283,597
		HAS A K CODE	0	K WASTE W/ AT LEAST 1 CHAR	71,529
		HAS A P CODE	170	P WASTE W/ AT LEAST 1 CHAR	36,061
		HAS A U CODE	448	U WASTE W/ AT LEAST 1 CHAR	2,068
TOTAL	36,207	TOTAL	618	TOTAL	317,326

NOTE: COLUMNS DO NOT SUM TO TOTAL BECAUSE A WASTE CODE MAY APPLY TO MORE THAN ONE WASTE.
MIXTURES WITH IGNITABLE, CORROSIVE, REACTIVE, D004-17, AND D018-43 CHARACTERISTIC CODES ALSO MAY CONTAIN OTHER CHARACTERISTIC WASTE CODES.
SIMILARLY, WASTES WITH F,K,P, AND U LISTED CODES MAY HAVE OTHER LISTED WASTE CODES

MISSOURI

WASTE MANAGEMENT

6 NUMBER OF RCRA TSD FACILITIES: 87

7 QUANTITY OF RCRA HAZARDOUS WASTE MANAGED: 589,673 TONS

8 FIFTY LARGEST RCRA HAZARDOUS WASTE MANAGEMENT FACILITIES, 1991

RANK	EPAID	SITE NAME	CITY	TONS OF WASTE MANAGED
1	MOD050232560	RIVER CEMENT CO.	FESTUS	193,352
2	MOD050226075	AMERICAN CYANAMID CO.	SOUTH RIVER	166,197
3	MOD075888487	MCDONNELL DOUGLAS ELECTRONIC SYSTEMS CO.	ST. CHARLES	83,472
4	MOD029729688	HOLNAM INC./SAFETY-KLEEN	CLARKSVILLE	80,771
5	MOD981505555	HERITAGE ENVIRONMENTAL SERVICES	KANSAS CITY	13,693
6	MOD030712822	SCHUYLKILL METALS, INC.	FOREST CITY	13,466
7	MOD056389828	MILES INC.	KANSAS CITY	13,112
8	MO4213820489	LAKE CITY ARMY AMMUNITION PLANT	INDEPENDENCE	11,252
9	MOT300010808	ROCK CREEK WASTE TREATMENT FACILITIES	INDEPENDENCE	5,791
10	MOD057894321	3M CO. - NEVADA PLANT	NEVADA	2,367
11	MOD054018288	CONTININENTAL CEMENT CO.	HANNIBAL	2,365
12	MOD077887909	ATLAS POWDER CO.	JOPLIN	2,034
13	MOD059200089	DOE RUN CO. - BUICK SMELTER	BOSS	957
14	MOD029719200	IRECO INCORPORATED	CARTHAGE	241
15	MOD029796331	DEUTZ-ALLIS CORPORATION	INDEPENDENCE	125
16	MOD062439351	MODINE HEAT TRANSFER	CAMDENTON	85
17	MOD981123391	HAZARDOUS WASTE RECOVERY, INC.	KANSAS CITY	83
18	MOD029787090	NORMAN CORPORATION OF ST. LOUIS	MARYLAND HEIGHTS	67
19	MOD066858192	PACKAGING CONCEPT, INC.	ST LOUIS CITY	48
20	MOD006269195	MARQUETTE TOOL AND DIE CO.	ST. LOUIS CITY	45
21	MOD054950670	3M CO.	COLUMBIA	38
22	MOT300010204	JAMES RIVER II, INC.	ST. LOUIS CITY	21
23	MOD004954111	MONSANTO CO.	ST. LOUIS CITY	20
24	MOT300010253	FARMLAND INDUSTRIES	NORTH KANSAS CITY	18
25	MOD043941798	ZENITH ELECTRONICS, INC.	SPRINGFIELD	18
26	MOD007133887	PAUL MUELLER CO.	SPRINGFIELD	17
27	MOD007129729	THE KANSAS CITY STAR CO.	KANSAS CITY	6
28	MOD069232148	MIRACLE RECREATION EQUIPMENT	MONETT	5
29	MOD006324669	PLAZE, INC.	ST. LOUIS	4
30	MO3213720979	U.S. ARMY ENGINEER CENTER	FORT LEONARD WOOD	0
31	MOD073046773	KANSAS CITY AREA TRANSPORTATION AUTH	KANSAS CITY	0
32	MOD000302281	RALSTON PURINA CO.	ST. LOUIS CITY	0
33	MOD071999783	UNIVERSITY OF MISSOURI - NORMANDY	ST. LOUIS CITY	0
TOTAL				589,673

NOTE: STATE MAY HAVE FEWER THAN FIFTY FACILITIES THAT MANAGED WASTES.
WASTE ONLY MANAGED BY STORAGE IS NOT INCLUDED.

MISSOURI

WASTE MANAGEMENT, CONTINUED

9 QUANTITY OF RCRA HAZARDOUS WASTE MANAGED BY MANAGEMENT METHOD, 1991

MANAGEMENT METHOD	SYSTEM TYPE CODE	QUANTITY MANAGED (TONS)	PERCENTAGE OF QUANTITY	NUMBER OF FACILITIES	PERCENTAGE OF FACILITIES
METALS RECOVERY (FOR REUSE)	M011-M019	957	0	1	2
SOLVENTS RECOVERY	M021-M029	2,718	0	14	33
OTHER RECOVERY	M031-M039	2,010	0	1	2
INCINERATION	M041-M049	180,305	31	6	14
ENERGY RECOVERY (REUSE AS FUEL)	M051-M059	193,386	33	3	7
FUEL BLENDING	M061-----	84,697	14	3	7
AQUEOUS INORGANIC TREATMENT	M071-M079	92,949	16	2	5
AQUEOUS ORGANIC TREATMENT	M081-M089	9,585	2	1	2
STABILIZATION	M111-M119	6,733	1	1	2
OTHER TREATMENT	M121-M129	3,809	1	8	19
LANDFILL	M132-DISP	6,733	1	1	2
OTHER DISPOSAL SPECIFIED IN COMMENTS	M137-DISP	5,791	1	1	2
TOTAL		589,673	100	33	100

10 MANAGEMENT METHOD, BY QUANTITY OF RCRA HAZARDOUS WASTE MANAGED, 1991

MANAGEMENT METHOD	SYSTEM TYPE CODE	QUANTITY MANAGED (TONS)	PERCENTAGE OF QUANTITY	NUMBER OF FACILITIES	PERCENTAGE OF FACILITIES
ENERGY RECOVERY (REUSE AS FUEL)	M051-M059	193,386	33	3	7
INCINERATION	M041-M049	180,305	31	6	14
AQUEOUS INORGANIC TREATMENT	M071-M079	92,949	16	2	5
FUEL BLENDING	M061-----	84,697	14	3	7
AQUEOUS ORGANIC TREATMENT	M081-M089	9,585	2	1	2
STABILIZATION	M111-M119	6,733	1	1	2
LANDFILL	M132-DISP	6,733	1	1	2
OTHER DISPOSAL SPECIFIED IN COMMENTS	M137-DISP	5,791	1	1	2
OTHER TREATMENT	M121-M129	3,809	1	8	19
SOLVENTS RECOVERY	M021-M029	2,718	0	14	33
OTHER RECOVERY	M031-M039	2,010	0	1	2
METALS RECOVERY (FOR REUSE)	M011-M019	957	0	1	2
TOTAL		589,673	100	33	100

11 MANAGEMENT METHOD AND QUANTITY OF RCRA HAZARDOUS WASTE MANAGED BY NUMBER OF FACILITIES, 1991

MANAGEMENT METHOD	SYSTEM TYPE CODE	QUANTITY MANAGED (TONS)	PERCENTAGE OF QUANTITY	NUMBER OF FACILITIES	PERCENTAGE OF FACILITIES
SOLVENTS RECOVERY	M021-M029	2,718	0	14	33
OTHER TREATMENT	M121-M129	3,809	1	8	19
INCINERATION	M041-M049	180,305	31	6	14
ENERGY RECOVERY (REUSE AS FUEL)	M051-M059	193,386	33	3	7
FUEL BLENDING	M061-----	84,697	14	3	7
AQUEOUS INORGANIC TREATMENT	M071-M079	92,949	16	2	5
METALS RECOVERY (FOR REUSE)	M011-M019	957	0	1	2
OTHER RECOVERY	M031-M039	2,010	0	1	2
AQUEOUS ORGANIC TREATMENT	M081-M089	9,585	2	1	2
STABILIZATION	M111-M119	6,733	1	1	2
LANDFILL	M132-DISP	6,733	1	1	2
OTHER DISPOSAL SPECIFIED IN COMMENTS	M137-DISP	5,791	1	1	2
TOTAL		589,673	100	33	100

NOTE: FACILITIES WITH ONLY STORAGE UNITS ARE EXCLUDED.
COLUMNS MAY NOT SUM DUE TO ROUNDING.
COLUMNS MAY NOT SUM TO TOTAL BECAUSE FACILITIES MAY HAVE MULTIPLE HANDLINGS METHODS.

MISSOURI

1991 WASTE SHIPMENTS

12 NUMBER OF RCRA HAZARDOUS WASTE SHIPPERS: 382

13 QUANTITY OF RCRA HAZARDOUS WASTE SHIPPED: 136,347 TONS

14 FIFTY LARGEST RCRA HAZARDOUS WASTE SHIPPERS, 1991

RANK	EPA ID	SITE NAME	CITY	QUANTITY SHIPPED (TONS)
1	MO4213820489	LAKE CITY ARMY AMMUNITION PLANT	INDEPENDENCE	19,745
2	MOD007118029	ARMCO, INC.	KANSAS CITY	11,442
3	MOD985775881	ARMCO, INC.	KANSAS CITY	9,993
4	MOD981505555	HERITAGE ENVIRONMENTAL SERVICES	KANSAS CITY	5,972
5	MOD093750966	NORANDA ALUMINUM, INC.	NEW MADRID	5,564
6	MOD096726484	MALLINCKRODT SPECIALTY CHEMICALS COMPANY	ST. LOUIS CITY	5,438
7	MOD000610766	SOLVENT RECOVERY, INC.	KANSAS CITY	4,580
8	MOD980632954	INDUSTRIAL FUELS & RESOURCES/MO, INC.	SCOTT CITY	4,212
9	MOD985791995	BIOCRAFT LABORATORIES, INC.	MEXICO	3,800
10	MOD030712822	SCHUYLKILL METALS, INC.	FOREST CITY	3,661
11	MOD007120652	AMERICAN TELEPHONE & TELEGRAPH	LEES SUMMIT	3,371
12	MOT300011160	KIESEL CO.(THE)/KIESEL MARINE	ST. LOUIS CITY,	2,757
13	MOD086787371	COOK COMPOSITES AND POLYMERS COMPANY	NORTH KANSAS CITY	2,198
14	MOD000624452	BFI-KC	MISSOURI CITY	2,177
15	MOP000000742	A & A SITE	LINN CREEK	1,758
16	MOD980973564	SAFETY-KLEEN CORP.	INDEPENDENCE	1,726
17	MOD980962773	SIGMA CHEMICAL COMPANY	ST. LOUIS CITY	1,673
18	MOD006266373	DOE RUN CO., THE	HERCULANEUM	1,645
19	MOD000818963	MCDONNELL AIRCRAFT CO. TRACT I	HAZELWOOD	1,489
20	MOD007118078	FORD MOTOR CO.	CLAYCOMO	1,430
21	MOD057894321	3M CO. - NEVADA PLANT	NEVADA	1,378
22	MOD043937895	3M CO.	SPRINGFIELD	1,334
23	MOD095486312	SAFETY-KLEEN, INC.	ST. CHARLES	1,212
24	MOD006273726	SIGMA CHEMICAL COMPANY	ST. LOUIS	1,078
25	MOD006272355	CHEVRON CHEMICAL CO.	MARYLAND HEIGHTS	1,073
26	MOD085002319	CHRYSLER MOTORS	FENTON	1,000
27	MOD073027609	INDUSTRIAL SERVICE CORPORATION	KANSAS CITY	954
28	MOD006272876	FORD MOTOR CO.	HAZELWOOD	935
29	MOT300010899	AMERICAN NATIONAL CAN CO.	PEVELY	894
30	MOD007129935	INTERNATIONAL PAPER	JOPLIN	884
31	MOD000669069	SAFETY-KLEEN, INC.	SPRINGFIELD	846
32	MOD000829705	FRONT STREET REMEDIAL ACTION CORPORATION	KANSAS CITY	794
33	MO9890010524	U.S. DEPT. OF ENERGY - KANSAS CITY PLANT	KANSAS CITY	781
34	MOD043935048	TRANS WORLD AIRLINES, INC.	KANSAS CITY	737
35	MOD980971626	SAFETY-KLEEN, INC.	COLUMBIA	737
36	MOD006313993	ORCHARD DECORATIVE PRODUCTS	ST. LOUIS	717
37	MOD007152903	LITTON SYSTEMS: ADVANCED CIRCUITRY D	SPRINGFIELD	698
38	MOD000668947	REYNOLDS METALS CO.	KANSAS CITY	678
39	MOD000669051	SAFETY-KLEEN, INC.	CAPE GIRARDEAU	635
40	MOD059200089	DOE RUN CO. - BUICK SMELTER	BOSS	614
41	MOD006274732	P.D. GEORGE CO., THE	ST. LOUIS CITY	604
42	MOD006287619	JAMES RIVER, INC.	HAZELWOOD	571
43	MOD006272843	TOASTMASTER, INC.	BOONVILLE	556
44	MOD981717564	BRISTOL MYERS PRODUCTS	OVERLAND	542
45	MOD098641848	PHILLIPS PIPELINE CO.	JEFFERSON CITY	484
46	MOD096728688	AMERICAN NATIONAL CAN CO.	PEVELY	474
47	MOT300010261	GENERAL MOTORS-BOC GROUP	WENTZVILLE	460
48	MOD065770067	PEACHTREE WINDOWS & DOORS	ST. JOSEPH	457
49	MOD004954111	MONSANTO CO.	ST. LOUIS CITY	423
50	MOD000610634	SPRINGFIELD REMANUFACTURING, INC.	SPRINGFIELD	417
TOTAL				117,599

NOTES: COLUMNS MAY NOT SUM DUE TO ROUNDING.
STATE MAY HAVE FEWER THAN FIFTY SHIPPERS.

MISSOURI

1991 WASTE RECEIPTS

15 NUMBER OF RCRA HAZARDOUS WASTE RECEIVERS: 25

16 QUANTITY OF RCRA HAZARDOUS WASTE RECEIVED: 177,147 TONS

17 FIFTY LARGEST RCRA HAZARDOUS WASTE RECEIVERS, 1991

RANK	EPA ID	SITE NAME	CITY	QUANTITY RECEIVED (TONS)
1	MOD029729688	HOLNAM INC./SAFETY-KLEEN	CLARKSVILLE	80,771
2	MOD050232560	RIVER CEMENT CO.	FESTUS	63,081
3	MOD981505555	HERITAGE ENVIRONMENTAL SERVICES	KANSAS CITY	14,150
4	MOT300010808	ROCK CREEK WASTE TREATMENT FACILITIES	INDEPENDENCE	5,791
5	MOD054018288	CONTININENTAL CEMENT CO.	HANNIBAL	2,365
6	MOD077887909	ATLAS POWDER CO.	JOPLIN	2,010
7	MOT300011160	KIESEL CO.(THE)/KIESEL MARINE	ST. LOUIS CITY,	1,592
8	MOD980973564	SAFETY-KLEEN CORP.	INDEPENDENCE	1,448
9	MOD000669051	SAFETY-KLEEN, INC.	CAPE GIRARDEAU	1,090
10	MOD095486312	SAFETY-KLEEN, INC.	ST. CHARLES	1,067
11	MOD059200089	DOE RUN CO. - BUICK SMELTER	BOSS	867
12	MOD980632954	INDUSTRIAL FUELS & RESOURCES/MO, INC.	SCOTT CITY	773
13	MOD980971626	SAFETY-KLEEN, INC.	COLUMBIA	622
14	MOD000669069	SAFETY-KLEEN, INC.	SPRINGFIELD	557
15	MOD000610766	SOLVENT RECOVERY, INC.	KANSAS CITY	257
16	MOD000818963	MCDONNELL AIRCRAFT CO. TRACT I	HAZELWOOD	170
17	MOD007158157	VAN WATERS & ROGERS, INC.	KANSAS CITY	149
18	MOD031005341	ASHLAND CHEMICAL INC.	ST. LOUIS CITY	142
19	MOD084396985	VAN WATERS & ROGERS, INC.	BERKELEY	90
20	MOD981123391	HAZARDOUS WASTE RECOVERY, INC.	KANSAS CITY	85
21	MOD029787090	NORMAN CORPORATION OF ST. LOUIS	MARYLAND HEIGHTS	34
22	MOD056389828	MILES INC.	KANSAS CITY	33
23	MOD006326904	RESOURCE RECOVERY CENTER-UMC COLUMBIA	COLUMBIA	4
24	MO8571924549	WHITEMAN AIR FORCE BASE	KNOB NOSTER	1
25	MOD000302281	RALSTON PURINA CO.	ST. LOUIS CITY	0
TOTAL				177,147

NOTES: COLUMNS MAY NOT SUM DUE TO ROUNDING.
STATE MAY HAVE FEWER THAN FIFTY FACILITIES THAT RECEIVED WASTE.

MISSOURI

1991 WASTE RECEIPTS, CONTINUED

18 QUANTITY OF RCRA HAZARDOUS WASTE MANAGED, BY MANAGEMENT METHOD, LIMITED TO WASTE RECEIVED FROM OFF SITE, 1991

MANAGEMENT METHOD	SYSTEM TYPE CODE	QUANTITY MANAGED (TONS)	PERCENTAGE OF QUANTITY	NUMBER OF FACILITIES	PERCENTAGE OF FACILITIES
METALS RECOVERY (FOR REUSE)	M011-M019	867	1	1	8
SOLVENTS RECOVERY	M021-M029	34	0	1	8
OTHER RECOVERY	M031-M039	2,010	1	1	8
INCINERATION	M041-M049	30	0	2	17
ENERGY RECOVERY (REUSE AS FUEL)	M051-M059	63,081	37	1	8
FUEL BLENDING	M061-----	84,697	50	3	25
AQUEOUS INORGANIC TREATMENT	M071-M079	9,850	6	1	8
OTHER TREATMENT	M121-M129	2,365	1	1	8
OTHER DISPOSAL SPECIFIED IN COMMENTS	M137-DISP	5,791	3	1	8
TOTAL		168,725	100	11	100

19 MANAGEMENT METHOD, BY QUANTITY OF RCRA HAZARDOUS WASTE MANAGED, LIMITED TO WASTE RECEIVED FROM OFF SITE, 1991

MANAGEMENT METHOD	SYSTEM TYPE CODE	QUANTITY MANAGED (TONS)	PERCENTAGE OF QUANTITY	NUMBER OF FACILITIES	PERCENTAGE OF FACILITIES
FUEL BLENDING	M061-----	84,697	50	3	25
ENERGY RECOVERY (REUSE AS FUEL)	M051-M059	63,081	37	1	8
AQUEOUS INORGANIC TREATMENT	M071-M079	9,850	6	1	8
OTHER DISPOSAL SPECIFIED IN COMMENTS	M137-DISP	5,791	3	1	8
OTHER TREATMENT	M121-M129	2,365	1	1	8
OTHER RECOVERY	M031-M039	2,010	1	1	8
METALS RECOVERY (FOR REUSE)	M011-M019	867	1	1	8
SOLVENTS RECOVERY	M021-M029	34	0	1	8
INCINERATION	M041-M049	30	0	2	17
TOTAL		168,725	100	11	100

20 MANAGEMENT METHOD AND QUANTITY OF RCRA HAZARDOUS WASTE MANAGED, BY NUMBER OF FACILITIES, LIMITED TO WASTE RECEIVED FROM OFF SITE, 1991

MANAGEMENT METHOD	SYSTEM TYPE CODE	QUANTITY MANAGED (TONS)	PERCENTAGE OF QUANTITY	NUMBER OF FACILITIES	PERCENTAGE OF FACILITIES
FUEL BLENDING	M061-----	84,697	50	3	25
INCINERATION	M041-M049	30	0	2	17
METALS RECOVERY (FOR REUSE)	M011-M019	867	1	1	8
SOLVENTS RECOVERY	M021-M029	34	0	1	8
OTHER RECOVERY	M031-M039	2,010	1	1	8
ENERGY RECOVERY (REUSE AS FUEL)	M051-M059	63,081	37	1	8
AQUEOUS INORGANIC TREATMENT	M071-M079	9,850	6	1	8
OTHER TREATMENT	M121-M129	2,365	1	1	8
OTHER DISPOSAL SPECIFIED IN COMMENTS	M137-DISP	5,791	3	1	8
TOTAL		168,725	100	11	100

NOTE: FACILITIES WITH ONLY STORAGE UNITS ARE EXCLUDED
COLUMNS MAY NOT SUM DUE TO ROUNDING.
COLUMNS MAY NOT SUM TO TOTAL BECAUSE FACILITIES MAY HAVE MULTIPLE HANDLINGS METHODS.

MISSOURI

1991 IMPORTS AND EXPORTS

21 QUANTITY OF RCRA HAZARDOUS WASTE IMPORTED: 144,603 TONS

22 QUANTITY OF RCRA HAZARDOUS WASTE EXPORTED: 4,585,723 TONS

23 QUANTITY AND PERCENTAGE OF RCRA HAZARDOUS WASTEWATER AND NON-WASTEWATER MANAGEMENT IN 1991

MANAGEMENT TYPE	TONS	PERCENTAGE
WASTEWATER	286,985	49
NON-WASTEWATER	302,688	51
TOTAL	589,673	100

MONTANA

1991 WASTE GENERATION

1 NUMBER OF RCRA LARGE QUANTITY GENERATORS (LQGS): 54

2 QUANTITY OF RCRA HAZARDOUS WASTE GENERATED: 11,177 TONS

3 FIFTY LARGEST RCRA HAZARDOUS WASTE GENERATORS IN THE STATE, 1991

RANK	EPA ID	SITE NAME	CITY	TOTAL GENERATED (TONS)
1	MTD057561763	COLUMBIA FALLS ALUMINUM CO.	COLUMBIA FALLS	4,143
2	MTD079711198	TRANSBAS INC.	BILLINGS	1,521
3	MTD010380574	EXXON BILLINGS REFINERY	BILLINGS	1,250
4	MTD980330609	MONTANA POWER CO. UNITS 3 & 4	COLSTRIP	1,227
5	MTD006238083	CENEX REFINERY	LAUREL	922
6	MT4210090060	U.S. CORPS OF ENGINEERS	FORT PECK	451
7	MTD006229405	CONOCO REFINERY	BILLINGS	309
8	MTD986068476	EXXON CO. BELL CREEK	BELL CREEK	238
9	MTD980955660	B.N. HAVRE	HAVRE	154
10	MTD000475194	MONTANA REFINING COMPANY	BLACK EAGLE	118
11	MTD000710236	MONTANA POWER CO. UNITS 1 & 2	COLSTRIP	115
12	MTT000622225	CONOCO GREAT FALLS TERMINAL	GREAT FALLS	103
13	MTD053038386	B. N. SOMERS TIE PLANT	SOMERS	57
14	MTT000622274	CONOCO HELENA TERMINAL	HELENA	52
15	MTT000622191	CONOCO MISSOULA TERMINAL	MISSOULA	50
16	MTD980807176	LOUISIANA PACIFIC CORP	MISSOULA	45
17	MTD134335751	FARMERS ELEVATOR COMPANY	CIRCLE	42
18	MTD982593873	PRECIOUS METALS PLATING C/O HUD	BONNER	41
19	MTD071401368	A & S TRIBAL INDUSTRIES INC.	POPLAR	37
20	MTD986069086	CARGILL INC.	CHESTER	36
21	MTD035218825	CONOCO BOZEMAN TERMINAL	BOZEMAN	34
22	MTD986069599	CONOCO PIPE LINE - GLACIER	BILLINGS	34
23	MTD060273232	EXXON CO. BOZEMAN TERMINAL	BOZEMAN	32
24	MT8571924556	MALMSTROM AIR FORCE BASE	MALMSTROM AFB	25
25	MTD000706903	EXXON CO. HELENA TERMINAL	HELENA	20
25	MTT000706711	EXXON CO. MISSOULA TERMINAL	MISSOULA	20
27	MTD982648099	SEMITOOL INC.	KALISPELL	16
28	MTD982648255	LIVINGSTON REBUILD CENTER INC.	LIVINGSTON	11
29	MTD035702174	MT STATE PRISON	DEER LODGE	10
30	MTD063728984	BIG SKY MINE	COLSTRIP	10
31	MT4141790044	U.S. PARKS SVC. GLACIER NAT'L PARK	WEST GLACIER	10
32	MTD980957369	SPRING CREEK COAL	DECKER	9
33	MTD093301836	WESTERN ENERGY CO., ROSEBUD MINE	COLSTRIP	8
34	MTD132430281	B.N. GLENDIVE	GLENDIVE	8
35	MT2890090036	U.S. DOE, COMPONENT INTERGRATION, MSE	BUTTE	5
36	MTD006229488	YELLOWSTONE HYDRAULICS INC.	BILLINGS	3
37	MTD986069490	CENEX GENERAL STORE	MILES CITY	3
38	MTD986069649	MT DEPT. OF TRANSPORTATION - GREAT FALLS	GREAT FALLS	3
39	MTD010379709	MT, UNIVERSITY OF	MISSOULA	2
40	MTD000716787	B. N. PARADISE	PARADISE	2
41	MTD986068104	BILL KIMM	MANHATTAN	1
42	MTD986068583	EXXON CO. USA RAS NO. 63494	BILLINGS	1
43	MTD065662256	WESTLAND SEED INC.	RONAN	1
44	MTD981552771	MT, NORTHERN MONTANA COLLEGE	HAVRE	0
45	MTD986068260	CONOCO INC. - AVON	AVON	0
46	MTD986068120	SCHUTTER SEED FARM	MANHATTAN	0
47	MTD986068146	WEINENAAR RANCHES	MANHATTAN	0
48	MTD986068112	BILL COLE	MANHATTAN	0
49	MTD986068138	VENHUIZEN SEED POTATOES	MANHATTAN	0
50	MTD986069334	MISSOULA CITY-COUNTY HEALTH DEPT	MISSOULA	0
TOTAL				11,177

NOTE: STATE MAY HAVE FEWER THAN FIFTY GENERATORS

MONTANA

1991 WASTE GENERATION, CONTINUED

4 QUANTITIES OF WASTE GENERATED IN 1991 THAT WERE

- REPORTED WITH ONLY CHARACTERISTIC WASTE CODES
- REPORTED WITH ONLY LISTED WASTE CODES
- REPORTED WITH BOTH CHARACTERISTIC AND LISTED WASTE CODES

WASTE HAS ONLY CHARACTERISTIC CODES	TONS OF WASTE GENERATED	WASTE HAS ONLY LISTED CODES	TONS OF WASTE GENERATED	WASTE HAS BOTH CHARACTERISTIC AND LISTED CODES	TONS OF WASTE GENERATED
ONLY IGNITABLE	252	ONLY AN F CODE	968		
ONLY CORROSIVE	1,593	ONLY A K CODE	4,433		
ONLY REACTIVE	2	ONLY A P CODE	3		
ONLY D004-17	1,646	ONLY A U CODE	4		
ONLY D018-D043	817				
HAS MORE THAN ONE CHARACTERISTIC CODE	152	HAS MORE THAN ONE LISTED CODE	794		
TOTAL	4,463	TOTAL	6,202	TOTAL CHAR. AND LISTED	512

5 QUANTITIES OF WASTE GENERATED IN 1991 THAT WERE MULTIPLY CODED

WASTE HAS ONLY CHARACTERISTIC CODES BUT MORE THAN ONE APPLIES	TONS OF WASTE GENERATED	ONLY LISTED CODES BUT HAS MORE THAN ONE	TONS OF WASTE GENERATED	BOTH CHAR. & LISTED CODES	TONS OF WASTE GENERATED
HAS IGNITABLE CODE	107			IGN. W/ AT LEAST 1 LSTD	428
HAS CORROSIVE CODE	38			CORR. W/ AT LEAST 1 LSTD	5
HAS REACTIVE CODE	1			REACT. W/ AT LEAST 1 LSTD	0
HAS D004-D017 CODE	57			D004-17 W/ AT LEAST 1 LSTD	430
HAS D018-D043 CODE	103			D018-43 W/ AT LEAST 1 LSTD	35
		HAS AN F CODE	794	F WASTE W/ AT LEAST 1 CHAR	511
		HAS A K CODE	794	K WASTE W/ AT LEAST 1 CHAR	37
		HAS A P CODE	0	P WASTE W/ AT LEAST 1 CHAR	1
		HAS A U CODE	0	U WASTE W/ AT LEAST 1 CHAR	298
TOTAL	152	TOTAL	794	TOTAL	512

NOTE: COLUMNS DO NOT SUM TO TOTAL BECAUSE A WASTE CODE MAY APPLY TO MORE THAN ONE WASTE.
MIXTURES WITH IGNITABLE, CORROSIVE, REACTIVE, D004-17, AND D018-43 CHARACTERISTIC CODES ALSO MAY CONTAIN OTHER CHARACTERISTIC WASTE CODES.
SIMILARLY, WASTES WITH F,K,P, AND U LISTED CODES MAY HAVE OTHER LISTED WASTE CODES

MONTANA

WASTE MANAGEMENT

6 NUMBER OF RCRA TSD FACILITIES: 9

7 QUANTITY OF RCRA HAZARDOUS WASTE MANAGED: 3,270 TONS

8 FIFTY LARGEST RCRA HAZARDOUS WASTE MANAGEMENT FACILITIES, 1991

RANK	EPAID	SITE NAME	CITY	TONS OF WASTE MANAGED
1	MTD010380574	EXXON BILLINGS REFINERY	BILLINGS	2,000
2	MTD079711198	TRANSBAS INC.	BILLINGS	970
3	MTD000818096	CONOCO LANDFARM	BILLINGS	297
4	MTD000716787	B. N. PARADISE	PARADISE	2
5	MTD006229488	YELLOWSTONE HYDRAULICS INC.	BILLINGS	1
TOTAL				3,270

NOTE: STATE MAY HAVE FEWER THAN FIFTY FACILITIES THAT MANAGED WASTES.
WASTE ONLY MANAGED BY STORAGE IS NOT INCLUDED.

MONTANA

WASTE MANAGEMENT, CONTINUED

9 QUANTITY OF RCRA HAZARDOUS WASTE MANAGED BY MANAGEMENT METHOD, 1991

MANAGEMENT METHOD	SYSTEM TYPE CODE	QUANTITY MANAGED (TONS)	PERCENTAGE OF QUANTITY	NUMBER OF FACILITIES	PERCENTAGE OF FACILITIES
AQUEOUS ORGANIC TREATMENT	M081-M089	970	30	1	17
SLUDGE TREATMENT	M101-M109	1	0	1	17
OTHER TREATMENT	M121-M129	605	19	1	17
LAND TREATMENT / APPLICATION / FARMING	M131-DISP	1,694	52	3	50
TOTAL		3,270	100	5	100

10 MANAGEMENT METHOD, BY QUANTITY OF RCRA HAZARDOUS WASTE MANAGED, 1991

MANAGEMENT METHOD	SYSTEM TYPE CODE	QUANTITY MANAGED (TONS)	PERCENTAGE OF QUANTITY	NUMBER OF FACILITIES	PERCENTAGE OF FACILITIES
LAND TREATMENT / APPLICATION / FARMING	M131-DISP	1,694	52	3	50
AQUEOUS ORGANIC TREATMENT	M081-M089	970	30	1	17
OTHER TREATMENT	M121-M129	605	19	1	17
SLUDGE TREATMENT	M101-M109	1	0	1	17
TOTAL		3,270	100	5	100

11 MANAGEMENT METHOD AND QUANTITY OF RCRA HAZARDOUS WASTE MANAGED BY NUMBER OF FACILITIES, 1991

MANAGEMENT METHOD	SYSTEM TYPE CODE	QUANTITY MANAGED (TONS)	PERCENTAGE OF QUANTITY	NUMBER OF FACILITIES	PERCENTAGE OF FACILITIES
LAND TREATMENT / APPLICATION / FARMING	M131-DISP	1,694	52	3	50
AQUEOUS ORGANIC TREATMENT	M081-M089	970	30	1	17
SLUDGE TREATMENT	M101-M109	1	0	1	17
OTHER TREATMENT	M121-M129	605	19	1	17
TOTAL		3,270	100	5	100

NOTE: FACILITIES WITH ONLY STORAGE UNITS ARE EXCLUDED.
COLUMNS MAY NOT SUM DUE TO ROUNDING.
COLUMNS MAY NOT SUM TO TOTAL BECAUSE FACILITIES MAY HAVE MULTIPLE HANDLINGS METHODS.

MONTANA

1991 WASTE SHIPMENTS

12 NUMBER OF RCRA HAZARDOUS WASTE SHIPPERS: 51

13 QUANTITY OF RCRA HAZARDOUS WASTE SHIPPED: 8,733 TONS

14 FIFTY LARGEST RCRA HAZARDOUS WASTE SHIPPERS, 1991

RANK	EPA ID	SITE NAME	CITY	QUANTITY SHIPPED (TONS)
1	MTD057561763	COLUMBIA FALLS ALUMINUM CO.	COLUMBIA FALLS	4,143
2	MTD986067171	ARRO OIL REFINERY	LEWISTOWN	908
3	MTD079711198	TRANSBAS INC.	BILLINGS	819
4	MTD006238083	CENEX REFINERY	LAUREL	476
5	MT4210090060	U.S. CORPS OF ENGINEERS	FORT PECK	451
6	MTD986068476	EXXON CO. BELL CREEK	BELL CREEK	359
7	MTD006229405	CONOCO REFINERY	BILLINGS	309
8	MTD010380574	EXXON BILLINGS REFINERY	BILLINGS	242
9	MTD980955660	B.N. HAVRE	HAVRE	154
10	MTD981552771	MT, NORTHERN MONTANA COLLEGE	HAVRE	136
11	MTT000622225	CONOCO GREAT FALLS TERMINAL	GREAT FALLS	103
12	MTD053038386	B. N. SOMERS TIE PLANT	SOMERS	57
13	MTT000622191	CONOCO MISSOULA TERMINAL	MISSOULA	50
14	MTD980807176	LOUISIANA PACIFIC CORP	MISSOULA	44
15	MTD134335751	FARMERS ELEVATOR COMPANY	CIRCLE	42
16	MTD986069086	CARGILL INC.	CHESTER	36
17	MTD035218825	CONOCO BOZEMAN TERMINAL	BOZEMAN	34
18	MTD986069599	CONOCO PIPE LINE - GLACIER	BILLINGS	34
19	MTD071401368	A & S TRIBAL INDUSTRIES INC.	POPLAR	34
20	MTD982593873	PRECIOUS METALS PLATING C/O HUD	BONNER	32
21	MTD060273232	EXXON CO. BOZEMAN TERMINAL	BOZEMAN	32
22	MTT000622274	CONOCO HELENA TERMINAL	HELENA	27
23	MT8571924556	MALMSTROM AIR FORCE BASE	MALMSTROM AFB	25
24	MTD000706903	EXXON CO. HELENA TERMINAL	HELENA	20
	MTT000706711	EXXON CO. MISSOULA TERMINAL	MISSOULA	20
25	MTD986067817	LEWIS CONSTRUCTION VAUGHN GRAVELPIT	VAUGHN	16
26	MTD982648099	SEMITOOL INC.	KALISPELL	15
27	MTD093301836	WESTERN ENERGY CO., ROSEBUD MINE	COLSTRIP	14
28	MTD986067247	CARL WEISSMAN & SONS - WAREHOUSE	GREAT FALLS	12
29	MTD982648255	LIVINGSTON REBUILD CENTER INC.	LIVINGSTON	11
30	MTD063728984	BIG SKY MINE	COLSTRIP	10
31	MTD035702174	MT STATE PRISON	DEER LODGE	10
32	MT4141790044	U.S. PARKS SVC. GLACIER NAT'L PARK	WEST GLACIER	9
33	MTD980957369	SPRING CREEK COAL	DECKER	8
34	MTD132430281	B.N. GLENDIVE	GLENDIVE	8
35	MTD980330609	MONTANA POWER CO. UNITS 3 & 4	COLSTRIP	6
36	MTD000710236	MONTANA POWER CO. UNITS 1 & 2	COLSTRIP	6
37	MT2890090036	U.S. DOE, COMPONENT INTERGRATION, MSE	BUTTE	5
38	MTD000475194	MONTANA REFINING COMPANY	BLACK EAGLE	5
39	MTD006229488	YELLOWSTONE HYDRAULICS INC.	BILLINGS	4
40	MTD986069490	CENEX GENERAL STORE	MILES CITY	3
41	MTD010379709	MT, UNIVERSITY OF	MISSOULA	2
42	MTD986068104	BILL KIMM	MANHATTAN	1
43	MTD986068583	EXXON CO. USA RAS NO. 63494	BILLINGS	1
44	MTD065662256	WESTLAND SEED INC.	RONAN	1
45	MTD986068260	CONOCO INC. - AVON	AVON	0
46	MTD986068120	SCHUTTER SEED FARM	MANHATTAN	0
47	MTD986069334	MISSOULA CITY-COUNTY HEALTH DEPT	MISSOULA	0
48	MTD986068146	WEINENAAR RANCHES	MANHATTAN	0
49	MTD986068112	BILL COLE	MANHATTAN	0
50	MTD986068138	VENHUIZEN SEED POTATOES	MANHATTAN	0
TOTAL				8,733

NOTES: COLUMNS MAY NOT SUM DUE TO ROUNDING.
STATE MAY HAVE FEWER THAN FIFTY SHIPPERS.

MONTANA

1991 WASTE RECEIPTS

15 NUMBER OF RCRA HAZARDOUS WASTE RECEIVERS: 1

16 QUANTITY OF RCRA HAZARDOUS WASTE RECEIVED: 297 TONS

17 FIFTY LARGEST RCRA HAZARDOUS WASTE RECEIVERS, 1991

RANK	EPA ID	SITE NAME	CITY	QUANTITY RECEIVED (TONS)
1	MTD000818096	CONOCO LANDFARM	BILLINGS	297
TOTAL				297

NOTES: COLUMNS MAY NOT SUM DUE TO ROUNDING.
STATE MAY HAVE FEWER THAN FIFTY FACILITIES THAT RECEIVED WASTE.

MONTANA

1991 WASTE RECEIPTS, CONTINUED

18 QUANTITY OF RCRA HAZARDOUS WASTE MANAGED, BY MANAGEMENT METHOD, LIMITED TO WASTE RECEIVED FROM OFF SITE, 1991

MANAGEMENT METHOD	SYSTEM TYPE CODE	QUANTITY MANAGED (TONS)	PERCENTAGE OF QUANTITY	NUMBER OF FACILITIES	PERCENTAGE OF FACILITIES
LAND TREATMENT / APPLICATION / FARMING	M131-DISP	297	100	1	100
TOTAL		297	100	1	100

19 MANAGEMENT METHOD, BY QUANTITY OF RCRA HAZARDOUS WASTE MANAGED, LIMITED TO WASTE RECEIVED FROM OFF SITE, 1991

MANAGEMENT METHOD	SYSTEM TYPE CODE	QUANTITY MANAGED (TONS)	PERCENTAGE OF QUANTITY	NUMBER OF FACILITIES	PERCENTAGE OF FACILITIES
LAND TREATMENT / APPLICATION / FARMING	M131-DISP	297	100	1	100
TOTAL		297	100	1	100

20 MANAGEMENT METHOD AND QUANTITY OF RCRA HAZARDOUS WASTE MANAGED, BY NUMBER OF FACILITIES, LIMITED TO WASTE RECEIVED FROM OFF SITE, 1991

MANAGEMENT METHOD	SYSTEM TYPE CODE	QUANTITY MANAGED (TONS)	PERCENTAGE OF QUANTITY	NUMBER OF FACILITIES	PERCENTAGE OF FACILITIES
LAND TREATMENT / APPLICATION / FARMING	M131-DISP	297	100	1	100
TOTAL		297	100	1	100

NOTE: FACILITIES WITH ONLY STORAGE UNITS ARE EXCLUDED
COLUMNS MAY NOT SUM DUE TO ROUNDING.
COLUMNS MAY NOT SUM TO TOTAL BECAUSE FACILITIES MAY HAVE MULTIPLE HANDLINGS METHODS.

MONTANA

1991 IMPORTS AND EXPORTS

MONTANA DID NOT IMPORT ANY HAZARDOUS WASTE.

22 QUANTITY OF RCRA HAZARDOUS WASTE EXPORTED: 4,585,723 TONS

23 QUANTITY AND PERCENTAGE OF RCRA HAZARDOUS WASTEWATER AND NON-WASTEWATER MANAGEMENT IN 1991

MANAGEMENT TYPE	TONS	PERCENTAGE
WASTEWATER	1,575	48
NON-WASTEWATER	1,695	52
TOTAL	3,270	100

NEBRASKA

1991 WASTE GENERATION

1 NUMBER OF RCRA LARGE QUANTITY GENERATORS (LQGS): 86

2 QUANTITY OF RCRA HAZARDOUS WASTE GENERATED: 35,705 TONS

3 FIFTY LARGEST RCRA HAZARDOUS WASTE GENERATORS IN THE STATE, 1991

RANK	EPA ID	SITE NAME	CITY	TOTAL GENERATED (TONS)
1	NED007267214	VALMONT INDUSTRIES	VALLEY	17,844
2	NED087069050	NUCOR STEEL	NORFOLK	4,973
3	NED007268790	BEHLEN MFG. CO.	COLUMBUS	2,328
4	NED007259054	AMERICAN TELEPHONE & TELEGRAPH	OMAHA	2,066
5	NED080219868	HYDRAULIC COMPONENTS	HARTINGTON	1,436
6	NED072901945	SEAGATE TECHNOLOGY	OMAHA	1,341
7	NED980971733	DUNCAN AVIATION	LINCOLN	913
8	NED007263619	MONROE AUTO EQUIPMENT CO. SKO	COZAD	559
9	NED068652981	KAWASAKI MOTOR MFG.	LINCOLN	327
10	NED099564684	APPLETON ELECTRIC COMPANY	COLUMBUS	321
11	NED007273279	HUGHES BROTHERS INC.	SEWARD	262
12	NED007285257	MAGNUS DIVISION/FARLEY METALS	FREMONT	227
13	NED044101442	LOCKWOOD CORPORATION	GERING	219
14	NED000822775	BURLINGTON NORTHERN	LINCOLN	207
15	NED007263353	CROWN CORK & SEAL COMPANY INC.	OMAHA	205
16	NED980965974	ANACOMP, INC.	OMAHA	203
17	NED091998567	DANA CORP/PERFECT CIRC PRD D.	HASTINGS	179
18	NED000610691	LOZIER CORPORATION	OMAHA	165
19	NED007265077	AMERICAN METER COMPANY	NEBRASKA CITY	160
20	NED000610709	LOZIER CORPORATION	OMAHA	152
21	NED980973580	SUNDSTRAND AEROSPACE	YORK	151
22	NED065133167	EATON CORPORATION	KEARNEY	123
23	NED045275260	NASHUA LABEL DIVISION	OMAHA	77
24	NED981708795	CONOCO INC-SIDNEY PRODUCTS TERMINAL	SIDNEY	77
25	NED981117153	GLENCO RAILCAR SERVICE	OMAHA	60
26	NED042581363	BRUNING HYDRAULICS	LINCOLN	59
27	NED035093053	DALE ELECTRONICS	NORFOLK	58
28	NE8571924648	OFFUTT AIR FORCE	OFFUTT AFB	55
29	NED007260870	HOOVER GROUP	BEATRICE	55
30	NED000822817	DALE ELECTRONICS INC	COLUMBUS	54
31	NED986368322	PROSNIP CORPORATION	BEATRICE	49
32	NED007262579	PETERSON MFG. CO.	DEWITT	44
33	NED007266331	GOODYEAR TIRE & RUBBER CO.	LINCOLN	44
34	NED981708787	CONOCO INC.-N. PLATTE PRODUCTS TERMINAL	NORTH PLATTE	42
35	NED007258213	MALNOVE, INC.	OMAHA	40
36	NED072902513	SQAURE D COMPANY	LINCOLN	38
37	NED000819060	PLATTE CHEMICAL	FREMONT	36
38	NED007286198	VICKERS, INC.	OMAHA	35
39	NED000819078	PLATTE CHEMICAL	FREMONT	34
40	NED047047543	BECTON DICKINSON COMPANY	HOLDREGE	32
41	NED000822783	BURLINGTON NORTHERN	ALLIANCE	31
42	NED020184412	3-M COMPANY - NORFOLK	NORFOLK	28
43	NED043534635	BRUNSWICK - MAIN PLANT	LINCOLN	28
44	NED096408547	CONOCO INC - LINCOLN PROD TERM	ROCA	25
45	NED035036201	FORD NEW HOLLAND	GRAND ISLAND	22
46	NET320010077	THERMO-KING CORP.	HASTINGS	22
47	NED080209950	LACKAWANNA LEATHER	OMAHA	20
48	NED986375327	UNIVAR CORPORATION	OMAHA	19
49	NED007263197	BECTON-DICKINSON	COLUMBUS	16
50	NED068656560	CUSHMAN, INC.	LINCOLN	16
TOTAL				35,479

NOTE: STATE MAY HAVE FEWER THAN FIFTY GENERATORS

NEBRASKA

1991 WASTE GENERATION, CONTINUED

4 QUANTITIES OF WASTE GENERATED IN 1991 THAT WERE

- REPORTED WITH ONLY CHARACTERISTIC WASTE CODES
- REPORTED WITH ONLY LISTED WASTE CODES
- REPORTED WITH BOTH CHARACTERISTIC AND LISTED WASTE CODES

WASTE HAS ONLY CHARACTERISTIC CODES	TONS OF WASTE GENERATED	WASTE HAS ONLY LISTED CODES	TONS OF WASTE GENERATED	WASTE HAS BOTH CHARACTERISTIC AND LISTED CODES	TONS OF WASTE GENERATED
ONLY IGNITABLE	166	ONLY AN F CODE	2,076		
ONLY CORROSIVE	18,557	ONLY A K CODE	4,973		
ONLY REACTIVE	0	ONLY A P CODE	37		
ONLY D004-17	6,917	ONLY A U CODE	28		
ONLY D018-D043	244				
HAS MORE THAN ONE CHARACTERISTIC CODE	450	HAS MORE THAN ONE LISTED CODE	1		
TOTAL	26,335	TOTAL	7,115	TOTAL CHAR. AND LISTED	2,251

5 QUANTITIES OF WASTE GENERATED IN 1991 THAT WERE MULTIPLY CODED

WASTE HAS ONLY CHARACTERISTIC CODES BUT MORE THAN ONE APPLIES	TONS OF WASTE GENERATED	ONLY LISTED CODES BUT HAS MORE THAN ONE	TONS OF WASTE GENERATED	BOTH CHAR. & LISTED CODES	TONS OF WASTE GENERATED
HAS IGNITABLE CODE	185			IGN. W/ AT LEAST 1 LSTD	1,330
HAS CORROSIVE CODE	272			CORR. W/ AT LEAST 1 LSTD	9
HAS REACTIVE CODE	1			REACT. W/ AT LEAST 1 LSTD	3
HAS D004-D017 CODE	275			D004-17 W/ AT LEAST 1 LSTD	1,065
HAS D018-D043 CODE	171			D018-43 W/ AT LEAST 1 LSTD	807
		HAS AN F CODE	1	F WASTE W/ AT LEAST 1 CHAR	2,201
		HAS A K CODE	0	K WASTE W/ AT LEAST 1 CHAR	4
		HAS A P CODE	0	P WASTE W/ AT LEAST 1 CHAR	23
		HAS A U CODE	1	U WASTE W/ AT LEAST 1 CHAR	46
TOTAL	450	TOTAL	1	TOTAL	2,251

NOTE: COLUMNS DO NOT SUM TO TOTAL BECAUSE A WASTE CODE MAY APPLY TO MORE THAN ONE WASTE.
MIXTURES WITH IGNITABLE, CORROSIVE, REACTIVE, D004-17, AND D018-43 CHARACTERISTIC CODES ALSO MAY CONTAIN OTHER CHARACTERISTIC WASTE CODES.
SIMILARLY, WASTES WITH F,K,P, AND U LISTED CODES MAY HAVE OTHER LISTED WASTE CODES

NEBRASKA

WASTE MANAGEMENT

6 NUMBER OF RCRA TSD FACILITIES: 16

7 QUANTITY OF RCRA HAZARDOUS WASTE MANAGED: 26,065 TONS

8 FIFTY LARGEST RCRA HAZARDOUS WASTE MANAGEMENT FACILITIES, 1991

RANK	EPAID	SITE NAME	CITY	TONS OF WASTE MANAGED
1	NED007267214	VALMONT INDUSTRIES	VALLEY	12,800
2	NED007260672	ASH GROVE CEMENT PLANT	LOUISVILLE	12,125
3	NED080219868	HYDRAULIC COMPONENTS	HARTINGTON	1,091
4	NED043534635	BRUNSWICK - MAIN PLANT	LINCOLN	49
5	NE8571924648	OFFUTT AIR FORCE	OFFUTT AFB	0
TOTAL				26,065

NOTE: STATE MAY HAVE FEWER THAN FIFTY FACILITIES THAT MANAGED WASTES.
WASTE ONLY MANAGED BY STORAGE IS NOT INCLUDED.

NEBRASKA

WASTE MANAGEMENT, CONTINUED

9 QUANTITY OF RCRA HAZARDOUS WASTE MANAGED BY MANAGEMENT METHOD, 1991

MANAGEMENT METHOD	SYSTEM TYPE CODE	QUANTITY MANAGED (TONS)	PERCENTAGE OF QUANTITY	NUMBER OF FACILITIES	PERCENTAGE OF FACILITIES
SOLVENTS RECOVERY	M021-M029	49	0	2	33
OTHER RECOVERY	M031-M039	11,550	44	1	17
ENERGY RECOVERY (REUSE AS FUEL)	M051-M059	12,125	47	1	17
STABILIZATION	M111-M119	1,250	5	1	17
OTHER TREATMENT	M121-M129	1,091	4	1	17
TOTAL		26,065	100	5	100

10 MANAGEMENT METHOD, BY QUANTITY OF RCRA HAZARDOUS WASTE MANAGED, 1991

MANAGEMENT METHOD	SYSTEM TYPE CODE	QUANTITY MANAGED (TONS)	PERCENTAGE OF QUANTITY	NUMBER OF FACILITIES	PERCENTAGE OF FACILITIES
ENERGY RECOVERY (REUSE AS FUEL)	M051-M059	12,125	47	1	17
OTHER RECOVERY	M031-M039	11,550	44	1	17
STABILIZATION	M111-M119	1,250	5	1	17
OTHER TREATMENT	M121-M129	1,091	4	1	17
SOLVENTS RECOVERY	M021-M029	49	0	2	33
TOTAL		26,065	100	5	100

11 MANAGEMENT METHOD AND QUANTITY OF RCRA HAZARDOUS WASTE MANAGED BY NUMBER OF FACILITIES, 1991

MANAGEMENT METHOD	SYSTEM TYPE CODE	QUANTITY MANAGED (TONS)	PERCENTAGE OF QUANTITY	NUMBER OF FACILITIES	PERCENTAGE OF FACILITIES
SOLVENTS RECOVERY	M021-M029	49	0	2	33
OTHER RECOVERY	M031-M039	11,550	44	1	17
ENERGY RECOVERY (REUSE AS FUEL)	M051-M059	12,125	47	1	17
STABILIZATION	M111-M119	1,250	5	1	17
OTHER TREATMENT	M121-M129	1,091	4	1	17
TOTAL		26,065	100	5	100

NOTE: FACILITIES WITH ONLY STORAGE UNITS ARE EXCLUDED.
COLUMNS MAY NOT SUM DUE TO ROUNDING.
COLUMNS MAY NOT SUM TO TOTAL BECAUSE FACILITIES MAY HAVE MULTIPLE HANDLINGS METHODS.

NEBRASKA

1991 WASTE SHIPMENTS

12 NUMBER OF RCRA HAZARDOUS WASTE SHIPPERS: 80

13 QUANTITY OF RCRA HAZARDOUS WASTE SHIPPED: 15,559 TONS

14 FIFTY LARGEST RCRA HAZARDOUS WASTE SHIPPERS, 1991

RANK	EPA ID	SITE NAME	CITY	QUANTITY SHIPPED (TONS)
1	NED007267214	VALMONT INDUSTRIES	VALLEY	5,044
2	NED981495724	SAFETY-KLEEN CORP. 5-127-01	OMAHA	2,644
3	NED007259054	AMERICAN TELEPHONE & TELEGRAPH	OMAHA	2,066
4	NED000687178	SAFETY-KLEEN-GERING	GERING	717
5	NED007263619	MONROE AUTO EQUIPMENT CO. SKO	COZAD	559
6	NED044101442	LOCKWOOD CORPORATION	GERING	349
7	NED072901945	SEAGATE TECHNOLOGY	OMAHA	342
8	NED099564684	APPLETON ELECTRIC COMPANY	COLUMBUS	321
9	NED068652981	KAWASAKI MOTOR MFG.	LINCOLN	276
10	NED007268790	BEHLEN MFG. CO.	COLUMBUS	256
11	NED007285257	MAGNUS DIVISION/FARLEY METALS	FREMONT	227
12	NED000822775	BURLINGTON NORTHERN	LINCOLN	208
13	NED007263353	CROWN CORK & SEAL COMPANY INC.	OMAHA	205
14	NED091998567	DANA CORP/PERFECT CIRC PRD D.	HASTINGS	179
15	NED980971733	DUNCAN AVIATION	LINCOLN	172
16	NED000610691	LOZIER CORPORATION	OMAHA	165
17	NED007265077	AMERICAN METER COMPANY	NEBRASKA CITY	153
18	NED000610709	LOZIER CORPORATION	OMAHA	152
19	NED980973580	SUNDSTRAND AEROSPACE	YORK	134
20	NED065133167	EATON CORPORATION	KEARNEY	125
21	NED040906729	VAN WATERS & ROGERS - OMAHA	OMAHA	94
22	NED000687186	SAFETY-KLEEN G.I. 5-065-01	GRAND ISLAND	80
23	NE8571924648	OFFUTT AIR FORCE	OFFUTT AFB	59
24	NED980965974	ANACOMP, INC.	OMAHA	56
25	NED007260870	HOOVER GROUP	BEATRICE	55
26	NED986368322	PROSNIP CORPORATION	BEATRICE	49
27	NED981117153	GLENCO RAILCAR SERVICE	OMAHA	49
28	NED007262579	PETERSON MFG. CO.	DEWITT	44
29	NED007266331	GOODYEAR TIRE & RUBBER CO.	LINCOLN	42
30	NET320010259	NE DEPT OF ROADS	LINCOLN	41
31	NED045275260	NASHUA LABEL DIVISION	OMAHA	41
32	NED072902513	SQAURE D COMPANY	LINCOLN	38
33	NED007258213	MALNOVE, INC.	OMAHA	36
34	NED000819060	PLATTE CHEMICAL	FREMONT	36
35	NED007286198	VICKERS, INC.	OMAHA	35
36	NED000819078	PLATTE CHEMICAL	FREMONT	34
37	NED047047543	BECTON DICKINSON COMPANY	HOLDREGE	32
38	NED000822783	BURLINGTON NORTHERN	ALLIANCE	31
39	NED000822817	DALE ELECTRONICS INC	COLUMBUS	30
40	NED020184412	3-M COMPANY - NORFOLK	NORFOLK	28
41	NED096408547	CONOCO INC - LINCOLN PROD TERM	ROCA	25
42	NED035036201	FORD NEW HOLLAND	GRAND ISLAND	22
43	NET320010077	THERMO-KING CORP.	HASTINGS	22
44	NED080219868	HYDRAULIC COMPONENTS	HARTINGTON	22
45	NED080209950	LACKAWANNA LEATHER	OMAHA	20
46	NED986375327	UNIVAR CORPORATION	OMAHA	19
47	NED000829754	UNION PACIFIC RR - OMAHA SHOPS	OMAHA	15
48	NED981722275	IBP, INC. - DAKOTA CITY	DAKOTA CITY	15
49	NED089569024	TELEX COMMUNICATIONS, INC.	LINCOLN	14
50	NED109108183	MARSHALLTOWN INSTRUMENTS SKO	HASTINGS	14
TOTAL				15,392

NOTES: COLUMNS MAY NOT SUM DUE TO ROUNDING.
STATE MAY HAVE FEWER THAN FIFTY SHIPPERS.

NEBRASKA

1991 WASTE RECEIPTS

15 NUMBER OF RCRA HAZARDOUS WASTE RECEIVERS: 9

16 QUANTITY OF RCRA HAZARDOUS WASTE RECEIVED: 15,237 TONS

17 FIFTY LARGEST RCRA HAZARDOUS WASTE RECEIVERS, 1991

RANK	EPA ID	SITE NAME	CITY	QUANTITY RECEIVED (TONS)
1	NED007260672	ASH GROVE CEMENT PLANT	LOUISVILLE	12,110
2	NED981495724	SAFETY-KLEEN CORP. 5-127-01	OMAHA	2,398
3	NED000687178	SAFETY-KLEEN-GERING	GERING	608
4	NED040906729	VAN WATERS & ROGERS - OMAHA	OMAHA	83
5	NED000687186	SAFETY-KLEEN G.I. 5-065-01	GRAND ISLAND	18
6	NED043534635	BRUNSWICK - MAIN PLANT	LINCOLN	12
7	NE8571924648	OFFUTT AIR FORCE	OFFUTT AFB	3
8	NED000766816	UNIVERSITY OF NEBR. E. CAMPUS	LINCOLN	2
9	NED068640747	FARNAM COMPANY	OMAHA	2
TOTAL				15,237

NOTES: COLUMNS MAY NOT SUM DUE TO ROUNDING.
STATE MAY HAVE FEWER THAN FIFTY FACILITIES THAT RECEIVED WASTE.

NEBRASKA

1991 WASTE RECEIPTS, CONTINUED

18 QUANTITY OF RCRA HAZARDOUS WASTE MANAGED, BY MANAGEMENT METHOD, LIMITED TO WASTE RECEIVED FROM OFF SITE, 1991

MANAGEMENT METHOD	SYSTEM TYPE CODE	QUANTITY MANAGED (TONS)	PERCENTAGE OF QUANTITY	NUMBER OF FACILITIES	PERCENTAGE OF FACILITIES
SOLVENTS RECOVERY	M021-M029	9	0	1	50
ENERGY RECOVERY (REUSE AS FUEL)	M051-M059	12,110	100	1	50
TOTAL		12,119	100	2	100

19 MANAGEMENT METHOD, BY QUANTITY OF RCRA HAZARDOUS WASTE MANAGED, LIMITED TO WASTE RECEIVED FROM OFF SITE, 1991

MANAGEMENT METHOD	SYSTEM TYPE CODE	QUANTITY MANAGED (TONS)	PERCENTAGE OF QUANTITY	NUMBER OF FACILITIES	PERCENTAGE OF FACILITIES
ENERGY RECOVERY (REUSE AS FUEL)	M051-M059	12,110	100	1	50
SOLVENTS RECOVERY	M021-M029	9	0	1	50
TOTAL		12,119	100	2	100

20 MANAGEMENT METHOD AND QUANTITY OF RCRA HAZARDOUS WASTE MANAGED, BY NUMBER OF FACILITIES, LIMITED TO WASTE RECEIVED FROM OFF SITE, 1991

MANAGEMENT METHOD	SYSTEM TYPE CODE	QUANTITY MANAGED (TONS)	PERCENTAGE OF QUANTITY	NUMBER OF FACILITIES	PERCENTAGE OF FACILITIES
SOLVENTS RECOVERY	M021-M029	9	0	1	50
ENERGY RECOVERY (REUSE AS FUEL)	M051-M059	12,110	100	1	50
TOTAL		12,119	100	2	100

NOTE: FACILITIES WITH ONLY STORAGE UNITS ARE EXCLUDED
COLUMNS MAY NOT SUM DUE TO ROUNDING.
COLUMNS MAY NOT SUM TO TOTAL BECAUSE FACILITIES MAY HAVE MULTIPLE HANDLINGS METHODS.

NEBRASKA

1991 IMPORTS AND EXPORTS

21 QUANTITY OF RCRA HAZARDOUS WASTE IMPORTED: 14,219 TONS

22 QUANTITY OF RCRA HAZARDOUS WASTE EXPORTED: 4,585,723 TONS

23 QUANTITY AND PERCENTAGE OF RCRA HAZARDOUS WASTEWATER AND NON-WASTEWATER MANAGEMENT IN 1991

MANAGEMENT TYPE	TONS	PERCENTAGE
WASTEWATER	1,091	4
NON-WASTEWATER	24,974	96
TOTAL	26,065	100

NEVADA

1991 WASTE GENERATION

1 NUMBER OF RCRA LARGE QUANTITY GENERATORS (LQGS): 71

2 QUANTITY OF RCRA HAZARDOUS WASTE GENERATED: 9,951 TONS

3 FIFTY LARGEST RCRA HAZARDOUS WASTE GENERATORS IN THE STATE, 1991

RANK	EPA ID	SITE NAME	CITY	TOTAL GENERATED (TONS)
1	NVD982444879	NEVADA DEPT OF TRANSPORTATION	HENDERSON	3,825
2	NVD008290330	KERR MCGEE CHEMICAL CORP.	HENDERSON	2,482
3	NVD981639883	R J ENTERPRISES, INC.	MOUNDHOUSE	636
4	NVT330010000	U.S. ECOLOGY	BEATTY	433
5	NVD980887319	BENTLY NEVADA CORP	MINDEN	342
6	NVD980895338	ETICAM-NEVADA, INC.	FERNLEY	338
7	NVD982041345	LIFETOUCH PORTRAIT STUDIOS	RENO	152
8	NVD000627034	NEWMONT GOLD COMPANY GOLD QUARRY	CARLIN	129
9	NVD981641434	RR DONNELLEY & SONS CO	RENO	112
10	NVD982502692	AMERICAN ELECTRIC	SPARKS	105
11	NV1210090006	HAWTHORNE ARMY AMMUNITION PLANT	HAWTHORNE	96
12	NVD058947086	SFPP LP	SPARKS	96
13	NV7570024110	FWC/EV	LAS VEGAS	73
14	NV3890090001	REYNOLDS ELECTRICAL & ENGINEERING CO., I	MERCURY	73
15	NVD982478620	BONDAR-CLEGG INC.	SPARKS	73
16	NVD092494319	PARLEX NEVADA, INC.	CARSON CITY	68
17	NV3570090016	USDOE/NV TONOPAH TEST RANGE	TONOPAH	68
18	NVD981578990	WASHOE MEDICAL CTR INC	RENO	57
19	NVD981582760	BARRINGER LABORATORIES, INC.	SPARKS	56
20	NVD982029233	CASHMAN EQUIPMENT COMPANY	SPARKS	44
21	NVD981967375	CHEMEX LABS INC	SPARKS	42
22	NVD062081500	PIONEER CHLOR ALKALI CO. INC.	HENDERSON	38
23	NVD982467250	DURABOND BEARING CO.	CARSON CITY	37
24	NVD092497999	PRECISION ROLLED PRODUCTS INC	RENO	35
25	NVD000626184	TEXACO REFINING & MARKETING INC.	NORTH LAS VEGAS	34
26	NVD990764961	CALNEV PIPE LINE COMPANY	LAS VEGAS	32
27	NVD982494924	DUPONT CARLIN TERMINAL	CARLIN	32
28	NVD982465510	NEVADA GSI INC.	SPARKS	31
29	NV9170022173	NAVAL AIR STATION FALLON	FALLON	29
30	NVD982440539	MAGMA NEVADA MINING CO. ROBINSON MINING	RUTH	25
31	NVD981428923	FAIRWAY CHEVROLET CO.	LAS VEGAS	25
32	NVD982030520	NEVADA WOOD PRESERVING	SILVER SPRINGS	24
33	NVD065020216	INTERNATIONAL GAME TECHNOLOGY	RENO	24
34	NVD981627888	CASHMAN EQUIPMENT CO	LAS VEGAS	22
35	NVD982511826	ELDORADO CARTRIDGE CORP	BOULDER CITY	21
36	NVD097868731	EG & G ENERGY MEASUREMENTS	N. LAS VEGAS	19
37	NVD986769560	BARRINGER LABORATORIES, INC.	RENO	18
38	NVD077949238	EUCALYPTUS MAINTENANCE YARD	LAS VEGAS	17
39	NVD071541171	MALLORY INC	CARSON CITY	15
40	NVD981654031	DEFENSE SYSTEMS CORP. LARGOMARSINO	SPARKS	13
41	NVD982373342	OHM PLACE FACILITY	RENO	13
42	NVD982357238	BRUCE INDUSTRIES, INC.	DAYTON	11
43	NVD981440209	JONES WEST FORD	RENO	11
44	NVD982463002	LEGEND, INC.	RENO	9
45	NVD042217257	DESERT CHRYSLER PLYMOUTH	LAS VEGAS	9
46	NVD008477820	HAMILTON COMPANY	RENO	9
47	NVD981963549	UNIVERSITY OF NEVADA RENO	RENO	9
48	NVD009562471	TITANIUM METALS CORPORATION	HENDERSON	7
49	NVD981639586	A 1 RADIATOR REPAIR	RENO	6
50	NVD981968852	OMNECO INC.	CARSON CITY	6
TOTAL				9,879

NOTE: STATE MAY HAVE FEWER THAN FIFTY GENERATORS

NEVADA

1991 WASTE GENERATION, CONTINUED

4 QUANTITIES OF WASTE GENERATED IN 1991 THAT WERE

- REPORTED WITH ONLY CHARACTERISTIC WASTE CODES
- REPORTED WITH ONLY LISTED WASTE CODES
- REPORTED WITH BOTH CHARACTERISTIC AND LISTED WASTE CODES

WASTE HAS ONLY CHARACTERISTIC CODES	TONS OF WASTE GENERATED	WASTE HAS ONLY LISTED CODES	TONS OF WASTE GENERATED	WASTE HAS BOTH CHARACTERISTIC AND LISTED CODES	TONS OF WASTE GENERATED
ONLY IGNITABLE	295	ONLY AN F CODE	1,108		
ONLY CORROSIVE	59	ONLY A K CODE	51		
ONLY REACTIVE	6	ONLY A P CODE	32		
ONLY D004-17	7,029	ONLY A U CODE	33		
ONLY D018-D043	51				
HAS MORE THAN ONE CHARACTERISTIC CODE	512	HAS MORE THAN ONE LISTED CODE	385		
TOTAL	7,953	TOTAL	1,610	TOTAL CHAR. AND LISTED	373

5 QUANTITIES OF WASTE GENERATED IN 1991 THAT WERE MULTIPLY CODED

WASTE HAS ONLY CHARACTERISTIC CODES BUT MORE THAN ONE APPLIES	TONS OF WASTE GENERATED	ONLY LISTED CODES BUT HAS MORE THAN ONE	TONS OF WASTE GENERATED	BOTH CHAR. & LISTED CODES	TONS OF WASTE GENERATED
HAS IGNITABLE CODE	336			IGN. W/ AT LEAST 1 LSTD	182
HAS CORROSIVE CODE	179			CORR. W/ AT LEAST 1 LSTD	18
HAS REACTIVE CODE	18			REACT. W/ AT LEAST 1 LSTD	10
HAS D004-D017 CODE	369			D004-17 W/ AT LEAST 1 LSTD	167
HAS D018-D043 CODE	160			D018-43 W/ AT LEAST 1 LSTD	86
		HAS AN F CODE	385	F WASTE W/ AT LEAST 1 CHAR	357
		HAS A K CODE	0	K WASTE W/ AT LEAST 1 CHAR	6
		HAS A P CODE	0	P WASTE W/ AT LEAST 1 CHAR	5
		HAS A U CODE	385	U WASTE W/ AT LEAST 1 CHAR	25
TOTAL	512	TOTAL	385	TOTAL	373

NOTE: COLUMNS DO NOT SUM TO TOTAL BECAUSE A WASTE CODE MAY APPLY TO MORE THAN ONE WASTE.
MIXTURES WITH IGNITABLE, CORROSIVE, REACTIVE, D004-17, AND D018-43 CHARACTERISTIC CODES ALSO MAY CONTAIN OTHER CHARACTERISTIC WASTE CODES.
SIMILARLY, WASTES WITH F,K,P, AND U LISTED CODES MAY HAVE OTHER LISTED WASTE CODES

NEVADA

WASTE MANAGEMENT

6 NUMBER OF RCRA TSD FACILITIES: 12

7 QUANTITY OF RCRA HAZARDOUS WASTE MANAGED: 52,784 TONS

8 FIFTY LARGEST RCRA HAZARDOUS WASTE MANAGEMENT FACILITIES, 1991

RANK	EPAID	SITE NAME	CITY	TONS OF WASTE MANAGED
1	NVT330010000	U.S. ECOLOGY	BEATTY	49,324
2	NVD980895338	ETICAM-NEVADA, INC.	FERNLEY	2,833
3	NV5210090010	HAWTHORNE ARMY AMMUNITION PLANT NEW BOMB	HAWTHORNE	558
4	NVD981694540	SUN CHEMICAL CORP	RENO	57
5	NVD981654031	DEFENSE SYSTEMS CORP. LARGOMARSINO	SPARKS	11
6	NV7570024110	FWC/EV	LAS VEGAS	1
TOTAL				52,784

NOTE: STATE MAY HAVE FEWER THAN FIFTY FACILITIES THAT MANAGED WASTES.
WASTE ONLY MANAGED BY STORAGE IS NOT INCLUDED.

NEVADA

WASTE MANAGEMENT, CONTINUED

9 QUANTITY OF RCRA HAZARDOUS WASTE MANAGED BY MANAGEMENT METHOD, 1991

MANAGEMENT METHOD	SYSTEM TYPE CODE	QUANTITY MANAGED (TONS)	PERCENTAGE OF QUANTITY	NUMBER OF FACILITIES	PERCENTAGE OF FACILITIES
SOLVENTS RECOVERY	M021-M029	57	0	1	11
AQUEOUS INORGANIC TREATMENT	M071-M079	1,805	3	1	11
SLUDGE TREATMENT	M101-M109	20	0	1	11
STABILIZATION	M111-M119	5,577	11	1	11
OTHER TREATMENT	M121-M129	1,577	3	4	44
LANDFILL	M132-DISP	43,747	83	1	11
TOTAL		52,784	100	6	100

10 MANAGEMENT METHOD, BY QUANTITY OF RCRA HAZARDOUS WASTE MANAGED, 1991

MANAGEMENT METHOD	SYSTEM TYPE CODE	QUANTITY MANAGED (TONS)	PERCENTAGE OF QUANTITY	NUMBER OF FACILITIES	PERCENTAGE OF FACILITIES
LANDFILL	M132-DISP	43,747	83	1	11
STABILIZATION	M111-M119	5,577	11	1	11
AQUEOUS INORGANIC TREATMENT	M071-M079	1,805	3	1	11
OTHER TREATMENT	M121-M129	1,577	3	4	44
SOLVENTS RECOVERY	M021-M029	57	0	1	11
SLUDGE TREATMENT	M101-M109	20	0	1	11
TOTAL		52,784	100	6	100

11 MANAGEMENT METHOD AND QUANTITY OF RCRA HAZARDOUS WASTE MANAGED BY NUMBER OF FACILITIES, 1991

MANAGEMENT METHOD	SYSTEM TYPE CODE	QUANTITY MANAGED (TONS)	PERCENTAGE OF QUANTITY	NUMBER OF FACILITIES	PERCENTAGE OF FACILITIES
OTHER TREATMENT	M121-M129	1,577	3	4	44
SOLVENTS RECOVERY	M021-M029	57	0	1	11
AQUEOUS INORGANIC TREATMENT	M071-M079	1,805	3	1	11
SLUDGE TREATMENT	M101-M109	20	0	1	11
STABILIZATION	M111-M119	5,577	11	1	11
LANDFILL	M132-DISP	43,747	83	1	11
TOTAL		52,784	100	6	100

NOTE: FACILITIES WITH ONLY STORAGE UNITS ARE EXCLUDED.
COLUMNS MAY NOT SUM DUE TO ROUNDING.
COLUMNS MAY NOT SUM TO TOTAL BECAUSE FACILITIES MAY HAVE MULTIPLE HANDLINGS METHODS.

NEVADA

1991 WASTE SHIPMENTS

12 NUMBER OF RCRA HAZARDOUS WASTE SHIPPERS: 70

13 QUANTITY OF RCRA HAZARDOUS WASTE SHIPPED: 9,485 TONS

14 FIFTY LARGEST RCRA HAZARDOUS WASTE SHIPPERS, 1991

RANK	EPA ID	SITE NAME	CITY	QUANTITY SHIPPED (TONS)
1	NVD982444879	NEVADA DEPT OF TRANSPORTATION	HENDERSON	3,825
2	NVD008290330	KERR MCGEE CHEMICAL CORP.	HENDERSON	2,482
3	NVD980895338	ETICAM-NEVADA, INC.	FERNLEY	725
4	NVD980887319	BENTLY NEVADA CORP	MINDEN	342
5	NV1210090006	HAWTHORNE ARMY AMMUNITION PLANT	HAWTHORNE	178
6	NVD982041345	LIFETOUCH PORTRAIT STUDIOS	RENO	153
7	NVD058947086	SFPP LP	SPARKS	150
8	NVD000627034	NEWMONT GOLD COMPANY GOLD QUARRY	CARLIN	119
9	NVD981641434	RR DONNELLEY & SONS CO	RENO	112
10	NVD982502692	AMERICAN ELECTRIC	SPARKS	105
11	NVD981967375	CHEMEX LABS INC	SPARKS	73
12	NV3890090001	REYNOLDS ELECTRICAL & ENGINEERING CO., I	MERCURY	73
13	NVD982478620	BONDAR-CLEGG INC.	SPARKS	73
14	NV7570024110	FWC/EV	LAS VEGAS	72
15	NVD092494319	PARLEX NEVADA, INC.	CARSON CITY	68
16	NV3570090016	USDOE/NV TONOPAH TEST RANGE	TONOPAH	68
17	NVD981582760	BARRINGER LABORATORIES, INC.	SPARKS	56
18	NVT330010000	U.S. ECOLOGY	BEATTY	47
19	NVD982029233	CASHMAN EQUIPMENT COMPANY	SPARKS	44
20	NVD062081500	PIONEER CHLOR ALKALI CO. INC.	HENDERSON	43
21	NVD982467250	DURABOND BEARING CO.	CARSON CITY	37
22	NVD092497999	PRECISION ROLLED PRODUCTS INC	RENO	35
23	NVD000626184	TEXACO REFINING & MARKETING INC.	NORTH LAS VEGAS	34
24	NVD981578990	WASHOE MEDICAL CTR INC	RENO	34
25	NVD990764961	CALNEV PIPE LINE COMPANY	LAS VEGAS	32
26	NVD982494924	DUPONT CARLIN TERMINAL	CARLIN	32
27	NVD982465510	NEVADA GSI INC.	SPARKS	31
28	NV9170022173	NAVAL AIR STATION FALLON	FALLON	29
29	NVD077949238	EUCALYPTUS MAINTENANCE YARD	LAS VEGAS	28
30	NVD982440539	MAGMA NEVADA MINING CO. ROBINSON MINING	RUTH	26
31	NVD981428923	FAIRWAY CHEVROLET CO.	LAS VEGAS	25
32	NVD982030520	NEVADA WOOD PRESERVING	SILVER SPRINGS	24
33	NVD065020216	INTERNATIONAL GAME TECHNOLOGY	RENO	24
34	NVD981627888	CASHMAN EQUIPMENT CO	LAS VEGAS	23
35	NVD982511826	ELDORADO CARTRIDGE CORP	BOULDER CITY	21
36	NVD097868731	EG & G ENERGY MEASUREMENTS	N. LAS VEGAS	19
37	NVD986769560	BARRINGER LABORATORIES, INC.	RENO	18
38	NVD982373342	OHM PLACE FACILITY	RENO	13
39	NVD981639586	A 1 RADIATOR REPAIR	RENO	13
40	NVD982504300	MCCOY/COVE MINE	BATTLE MOUNTAIN	12
41	NVD042217257	DESERT CHRYSLER PLYMOUTH	LAS VEGAS	12
42	NVD071541171	MALLORY INC	CARSON CITY	12
43	NVD981440209	JONES WEST FORD	RENO	11
44	NVD982357238	BRUCE INDUSTRIES, INC.	DAYTON	10
45	NVD982463002	LEGEND, INC.	RENO	9
46	NVD008477820	HAMILTON COMPANY	RENO	9
47	NVD981963549	UNIVERSITY OF NEVADA RENO	RENO	9
48	NVD981694540	SUN CHEMICAL CORP	RENO	8
49	NVD009562471	TITANIUM METALS CORPORATION	HENDERSON	7
50	NVD981695141	DISPOSAL CONTROL SERVICE	SPARKS	6
TOTAL				9,410

NOTES: COLUMNS MAY NOT SUM DUE TO ROUNDING.
STATE MAY HAVE FEWER THAN FIFTY SHIPPERS.

NEVADA

1991 WASTE RECEIPTS

15 NUMBER OF RCRA HAZARDOUS WASTE RECEIVERS: 6

16 QUANTITY OF RCRA HAZARDOUS WASTE RECEIVED: 52,966 TONS

17 FIFTY LARGEST RCRA HAZARDOUS WASTE RECEIVERS, 1991

RANK	EPA ID	SITE NAME	CITY	QUANTITY RECEIVED (TONS)
1	NVT330010000	U.S. ECOLOGY	BEATTY	48,939
2	NVD980895338	ETICAM-NEVADA, INC.	FERNLEY	2,833
3	NVT330010208	SAFETY-KLEEN CORP.	N. LAS VEGAS	575
4	NV5210090010	HAWTHORNE ARMY AMMUNITION PLANT NEW BOMB	HAWTHORNE	558
5	NVD981694540	SUN CHEMICAL CORP	RENO	57
6	NV7570024110	FWC/EV	LAS VEGAS	5
TOTAL				52,966

NOTES: COLUMNS MAY NOT SUM DUE TO ROUNDING.
STATE MAY HAVE FEWER THAN FIFTY FACILITIES THAT RECEIVED WASTE.

NEVADA

1991 WASTE RECEIPTS, CONTINUED

18 QUANTITY OF RCRA HAZARDOUS WASTE MANAGED, BY MANAGEMENT METHOD, LIMITED TO WASTE RECEIVED FROM OFF SITE, 1991

MANAGEMENT METHOD	SYSTEM TYPE CODE	QUANTITY MANAGED (TONS)	PERCENTAGE OF QUANTITY	NUMBER OF FACILITIES	PERCENTAGE OF FACILITIES
SOLVENTS RECOVERY	M021-M029	57	0	1	14
AQUEOUS INORGANIC TREATMENT	M071-M079	1,805	3	1	14
SLUDGE TREATMENT	M101-M109	20	0	1	14
STABILIZATION	M111-M119	5,577	11	1	14
OTHER TREATMENT	M121-M129	1,565	3	2	29
LANDFILL	M132-DISP	43,362	83	1	14
TOTAL		52,387	100	4	100

19 MANAGEMENT METHOD, BY QUANTITY OF RCRA HAZARDOUS WASTE MANAGED, LIMITED TO WASTE RECEIVED FROM OFF SITE, 1991

MANAGEMENT METHOD	SYSTEM TYPE CODE	QUANTITY MANAGED (TONS)	PERCENTAGE OF QUANTITY	NUMBER OF FACILITIES	PERCENTAGE OF FACILITIES
LANDFILL	M132-DISP	43,362	83	1	14
STABILIZATION	M111-M119	5,577	11	1	14
AQUEOUS INORGANIC TREATMENT	M071-M079	1,805	3	1	14
OTHER TREATMENT	M121-M129	1,565	3	2	29
SOLVENTS RECOVERY	M021-M029	57	0	1	14
SLUDGE TREATMENT	M101-M109	20	0	1	14
TOTAL		52,387	100	4	

20 MANAGEMENT METHOD AND QUANTITY OF RCRA HAZARDOUS WASTE MANAGED, BY NUMBER OF FACILITIES, LIMITED TO WASTE RECEIVED FROM OFF SITE, 1991

MANAGEMENT METHOD	SYSTEM TYPE CODE	QUANTITY MANAGED (TONS)	PERCENTAGE OF QUANTITY	NUMBER OF FACILITIES	PERCENTAGE OF FACILITIES
OTHER TREATMENT	M121-M129	1,565	3	2	29
SOLVENTS RECOVERY	M021-M029	57	0	1	14
AQUEOUS INORGANIC TREATMENT	M071-M079	1,805	3	1	14
SLUDGE TREATMENT	M101-M109	20	0	1	14
STABILIZATION	M111-M119	5,577	11	1	14
LANDFILL	M132-DISP	43,362	83	1	14
TOTAL		52,387	100	4	100

NOTE: FACILITIES WITH ONLY STORAGE UNITS ARE EXCLUDED
COLUMNS MAY NOT SUM DUE TO ROUNDING.
COLUMNS MAY NOT SUM TO TOTAL BECAUSE FACILITIES MAY HAVE MULTIPLE HANDLINGS METHODS.

NEVADA

1991 IMPORTS AND EXPORTS

21 QUANTITY OF RCRA HAZARDOUS WASTE IMPORTED: 44,834 TONS

22 QUANTITY OF RCRA HAZARDOUS WASTE EXPORTED: 4,585,723 TONS

23 QUANTITY AND PERCENTAGE OF RCRA HAZARDOUS WASTEWATER AND NON-WASTEWATER MANAGEMENT IN 1991

MANAGEMENT TYPE	TONS	PERCENTAGE
WASTEWATER	3,383	6
NON-WASTEWATER	49,402	94
TOTAL	52,784	100

NEW HAMPSHIRE

1991 WASTE GENERATION

1 NUMBER OF RCRA LARGE QUANTITY GENERATORS (LQGS): 166

2 QUANTITY OF RCRA HAZARDOUS WASTE GENERATED: 17,309 TONS

3 FIFTY LARGEST RCRA HAZARDOUS WASTE GENERATORS IN THE STATE, 1991

RANK	EPA ID	SITE NAME	CITY	TOTAL GENERATED (TONS)
1	NHD046312559	HADCO CORP	DERRY	4,704
2	NHD058537960	WATTS REGULATOR WEBSTER VALVE	FRANKLIN	2,956
3	NHD001091453	NEW HAMPSHIRE PLATING COMPANY	MERRIMACK	983
4	NHD991302522	HADCO HUDSON	HUDSON	853
5	NHD001427475	GENERAL ELECTRIC CO PLANT I	HOOKSETT	442
6	NHD018953794	STURM RUGER & CO INC	NEWPORT	407
7	NHD073974651	TERADYNE CIRCUIT SYSTEMS	NASHUA	396
8	NHD048724173	GRACE W R & CO	NASHUA	375
9	NHD000636134	GENERAL ELECTRIC CO PLANT II	HOOKSETT	233
10	NH7570024847	US PEASE AIR FORCE BASE	PEASE AFB	223
11	NHD000769869	NASHUA CORP	MERRIMACK	215
12	NHD040244428	ELECTROPAC CO INC	MANCHESTER	208
13	NHD001086321	NH BALL BEARINGS INC	PETERBOROUGH	204
14	NHD986471464	BARNYARD	ENFIELD	202
15	NHD980668156	HADCO CORP TECH CENTER I	SALEM	196
16	NHD001085158	MARKEM CORP	KEENE	190
17	NHD001091073	GENERAL ELECTRIC CO	SOMERSWORTH	188
18	NHD040245607	DICEON ELECTRONICS INC	NASHUA	167
19	NHD986470292	EXXON CO USA #35915	NASHUA	159
20	NHD980521843	TOTAL WASTE MANAGEMENT CORP	NEWINGTON	150
21	NHD990717092	DEXTER CORP HYSOL DIV	SEABROOK	128
22	NHD081255788	ADVANCED CIRCUIT TECHNOLOGY INC	NASHUA	98
23	NHD048729685	BAILEY CORPORATION	SEABROOK	95
24	NHD001078062	TELEDYNE ELECTRO-MECHNISMS	HUDSON	94
25	NHD986468353	TURCHIN JUNKYARD	TILTON	92
26	NHD986470060	WMI MED WASTE SERVICES OF NE INC	HUDSON	88
27	NH2971590003	US DEFENSE FUEL SUPPLY PT NEWINGTON	NEWINGTON	88
28	NHD986470730	MONTGOMERY WIRE CORPORATION	LITTLETON	86
29	NHD981072721	NH BALL BEARINGS INC	JAFFREY	78
30	NHD045011616	DAVIDSON INSTRUMENT PANAL DIV	FARMINGTON	75
31	NHD099362048	POLYCLAD LAMINATES	FRANKLIN	75
32	NHD073998684	PREMIER INDUSTRIES	HUDSON	74
33	NHD001079433	NASHUA CORP	NASHUA	73
34	NHD001078682	HITCHINER MFG CO INC	MILFORD	73
35	NHD001082908	MPB CORPORATION	KEENE	70
36	NHD064441132	KOLLSMAN INSTRUMENT CO	MERRIMACK	64
37	NHD073964496	M P B CORP SPLIT BALLBEARINGS DIV	LEBANON	63
38	NHD018925735	NH BALL BEARING INC ASTRO DIVISION	LACONIA	57
39	NHD002059525	THOMPSON K W TOOL CO INC	ROCHESTER	57
40	NHD062002035	MILLIPORE CORP	JAFFREY	54
41	NHD001079334	HENDRIX WIRE & CABLE CORP	MILFORD	53
42	NHD064433055	DYNACO CORP	DERRY	52
43	NHD001085026	DAVIDSON INTERIOR TRIM TEXTRON	DOVER	49
44	NHD066752734	FREUDENBERG-NOK GENERAL PARTNERSHIP	MANCHESTER	49
45	NHD073990418	BURNDY CORP	LINCOLN	48
46	NHD073984288	GTE SYLVANIA, INC	HILLSBORO	48
47	NHD073973588	INGERSOLL RAND CO IMPCO DIV NASH	NASHUA	46
48	NHD986468338	W W CROSS INC	JAFFREY	46
49	NHD000604520	FREUDENBERG-NOK	NORTHFIELD	44
50	NHD048720544	NORMANDEAU ASSOC ANALY CHEM	BEDFORD	42
TOTAL				15,511

NOTE: STATE MAY HAVE FEWER THAN FIFTY GENERATORS

NEW HAMPSHIRE

1991 WASTE GENERATION, CONTINUED

4 QUANTITIES OF WASTE GENERATED IN 1991 THAT WERE

- REPORTED WITH ONLY CHARACTERISTIC WASTE CODES
- REPORTED WITH ONLY LISTED WASTE CODES
- REPORTED WITH BOTH CHARACTERISTIC AND LISTED WASTE CODES

WASTE HAS ONLY CHARACTERISTIC CODES	TONS OF WASTE GENERATED	WASTE HAS ONLY LISTED CODES	TONS OF WASTE GENERATED	WASTE HAS BOTH CHARACTERISTIC AND LISTED CODES	TONS OF WASTE GENERATED
ONLY IGNITABLE	607	ONLY AN F CODE	8,159		
ONLY CORROSIVE	2,058	ONLY A K CODE	0		
ONLY REACTIVE	5	ONLY A P CODE	1		
ONLY D004-17	1,813	ONLY A U CODE	46		
ONLY D018-D043	115				
HAS MORE THAN ONE CHARACTERISTIC CODE	1,721	HAS MORE THAN ONE LISTED CODE	204		
TOTAL	6,318	TOTAL	8,410	TOTAL CHAR. AND LISTED	2,545

5 QUANTITIES OF WASTE GENERATED IN 1991 THAT WERE MULTIPLY CODED

WASTE HAS ONLY CHARACTERISTIC CODES BUT MORE THAN ONE APPLIES	TONS OF WASTE GENERATED	ONLY LISTED CODES BUT HAS MORE THAN ONE	TONS OF WASTE GENERATED	BOTH CHAR. & LISTED CODES	TONS OF WASTE GENERATED
HAS IGNITABLE CODE	286			IGN. W/ AT LEAST 1 LSTD	935
HAS CORROSIVE CODE	1,473			CORR. W/ AT LEAST 1 LSTD	68
HAS REACTIVE CODE	5			REACT. W/ AT LEAST 1 LSTD	3
HAS D004-D017 CODE	1,500			D004-17 W/ AT LEAST 1 LSTD	1,259
HAS D018-D043 CODE	219			D018-43 W/ AT LEAST 1 LSTD	1,036
		HAS AN F CODE	2	F WASTE W/ AT LEAST 1 CHAR	2,539
		HAS A K CODE	0	K WASTE W/ AT LEAST 1 CHAR	0
		HAS A P CODE	202	P WASTE W/ AT LEAST 1 CHAR	2
		HAS A U CODE	204	U WASTE W/ AT LEAST 1 CHAR	132
TOTAL	1,721	TOTAL	204	TOTAL	2,545

NOTE: COLUMNS DO NOT SUM TO TOTAL BECAUSE A WASTE CODE MAY APPLY TO MORE THAN ONE WASTE.
MIXTURES WITH IGNITABLE, CORROSIVE, REACTIVE, D004-17, AND D018-43 CHARACTERISTIC CODES ALSO MAY CONTAIN OTHER CHARACTERISTIC WASTE CODES.
SIMILARLY, WASTES WITH F,K,P, AND U LISTED CODES MAY HAVE OTHER LISTED WASTE CODES

NEW HAMPSHIRE

WASTE MANAGEMENT

6 NUMBER OF RCRA TSD FACILITIES: 2

7 QUANTITY OF RCRA HAZARDOUS WASTE MANAGED: 0 TONS

TABLES 4,5,6,7, AND 8 WERE OMMITTED FROM THIS REPORT BECAUSE THERE WERE NO FACILITES IN NEW HAMPSHIRE THAT REPORTED MANAGING (TREATING OR DISPOSING) RCRA HAZARDOUS WASTE.

NEW HAMPSHIRE

1991 WASTE SHIPMENTS

12 NUMBER OF RCRA HAZARDOUS WASTE SHIPPERS: 166

13 QUANTITY OF RCRA HAZARDOUS WASTE SHIPPED: 11,187 TONS

14 FIFTY LARGEST RCRA HAZARDOUS WASTE SHIPPERS, 1991

RANK	EPA ID	SITE NAME	CITY	QUANTITY SHIPPED (TONS)
1	NHD046312559	HADCO CORP	DERRY	1,283
2	NHD001091453	NEW HAMPSHIRE PLATING COMPANY	MERRIMACK	991
3	NHD991302522	HADCO HUDSON	HUDSON	852
4	NHD058537960	WATTS REGULATOR WEBSTER VALVE	FRANKLIN	712
5	NHD018953794	STURM RUGER & CO INC	NEWPORT	409
6	NHD073974651	TERADYNE CIRCUIT SYSTEMS	NASHUA	396
7	NHD048724173	GRACE W R & CO	NASHUA	375
8	NHD001427475	GENERAL ELECTRIC CO PLANT I	HOOKSETT	354
9	NH7570024847	US PEASE AIR FORCE BASE	PEASE AFB	224
10	NHD040244428	ELECTROPAC CO INC	MANCHESTER	208
11	NHD001086321	NH BALL BEARINGS INC	PETERBOROUGH	204
12	NHD986471464	BARNYARD	ENFIELD	202
13	NHD980668156	HADCO CORP TECH CENTER I	SALEM	196
14	NHD001091073	GENERAL ELECTRIC CO	SOMERSWORTH	189
15	NHD040245607	DICEON ELECTRONICS INC	NASHUA	167
16	NHD000769869	NASHUA CORP	MERRIMACK	161
17	NHD986470292	EXXON CO USA #35915	NASHUA	159
18	NHD000636134	GENERAL ELECTRIC CO PLANT II	HOOKSETT	150
19	NHD980521843	TOTAL WASTE MANAGEMENT CORP	NEWINGTON	146
20	NHD001085158	MARKEM CORP	KEENE	140
21	NHD986470060	WMI MED WASTE SERVICES OF NE INC	HUDSON	131
22	NHD990717092	DEXTER CORP HYSOL DIV	SEABROOK	123
23	NHD048729685	BAILEY CORPORATION	SEABROOK	95
24	NHD001078062	TELEDYNE ELECTRO-MECHNISMS	HUDSON	94
25	NHD986468353	TURCHIN JUNKYARD	TILTON	92
26	NH2971590003	US DEFENSE FUEL SUPPLY PT NEWINGTON	NEWINGTON	88
27	NHD986470730	MONTGOMERY WIRE CORPORATION	LITTLETON	86
28	NHD081255788	ADVANCED CIRCUIT TECHNOLOGY INC	NASHUA	78
29	NHD981072721	NH BALL BEARINGS INC	JAFFREY	78
30	NHD045011616	DAVIDSON INSTRUMENT PANAL DIV	FARMINGTON	75
31	NHD099362048	POLYCLAD LAMINATES	FRANKLIN	75
32	NHD064441132	KOLLSMAN INSTRUMENT CO	MERRIMACK	64
33	NHD018925735	NH BALL BEARING INC ASTRO DIVISION	LACONIA	62
34	NHD001078682	HITCHINER MFG CO INC	MILFORD	61
35	NHD980906812	RESOURCE ANALYSTS INC	HAMPTON FALLS	58
36	NHD001079334	HENDRIX WIRE & CABLE CORP	MILFORD	53
37	NHD062002035	MILLIPORE CORP	JAFFREY	53
38	NHD064433055	DYNACO CORP	DERRY	52
39	NHD001085026	DAVIDSON INTERIOR TRIM TEXTRON	DOVER	50
40	NHD002059525	THOMPSON K W TOOL CO INC	ROCHESTER	50
41	NHD066752734	FREUDENBERG-NOK GENERAL PARTNERSHIP	MANCHESTER	49
42	NHD073990418	BURNDY CORP	LINCOLN	48
43	NHD073984288	GTE SYLVANIA, INC	HILLSBORO	48
44	NHD986468338	W W CROSS INC	JAFFREY	46
45	NHD073973588	INGERSOLL RAND CO IMPCO DIV NASH	NASHUA	46
46	NHD000604520	FREUDENBERG-NOK	NORTHFIELD	44
47	NHD073964496	M P B CORP SPLIT BALLBEARINGS DIV	LEBANON	42
48	NHD981211881	JANCO P C INC	SOMERSWORTH	40
49	NHD001078740	BRONZE CRAFT CORP	NASHUA	40
50	NHD037695236	HEIDELBERG HARRIS INC	DOVER	40
TOTAL				9,477

NOTES: COLUMNS MAY NOT SUM DUE TO ROUNDING.
STATE MAY HAVE FEWER THAN FIFTY SHIPPERS.

NEW HAMPSHIRE

1991 WASTE RECEIPTS

THERE WERE NO FACILITES IN NEW HAMPSHIRE THAT REPORTED RECEIVING HAZARDOUS WASTE.

1991 IMPORTS AND EXPORTS

NEW HAMPSHIRE DID NOT IMPORT ANY HAZARDOUS WASTE.

22 QUANTITY OF RCRA HAZARDOUS WASTE EXPORTED: 4,585,723 TONS

NEW JERSEY

1991 WASTE GENERATION

1 NUMBER OF RCRA LARGE QUANTITY GENERATORS (LQGS): 1661

2 QUANTITY OF RCRA HAZARDOUS WASTE GENERATED: 29,490,704 TONS

3 FIFTY LARGEST RCRA HAZARDOUS WASTE GENERATORS IN THE STATE, 1991

RANK	EPA ID	SITE NAME	CITY	TOTAL GENERATED (TONS)
1	NJD002385730	E.I. DUPONT-CHAMBERS WORKS	DEEPWATER	28,736,216
2	NJD986577195	AMERICAN REF-FUEL CONSTRUCT	NEWARK	126,432
3	NJD062037031	EXXON BAYWAY REFINERY	LINDEN	56,375
4	NJD002342426	MOBIL OIL CORP.	PAULSBORO	48,098
5	NJD001700707	MONSANTO COMPANY	BRIDGEPORT	35,814
6	NJD002173946	EI DUPONT DENEMOURS & CO	POMPTON LAKES	34,949
7	NJD991291105	S & W WASTE, INC.	SOUTH KEARNY	31,689
8	NJD002365930	SHIELDALLOY METALLURGICAL CR	NEWFIELD BO	27,154
9	NJD002454544	MARISOL INC	MIDDLESEX	23,894
10	NJ4213720275	US ARMY TRAINING CENTER	FORT DIX	14,839
11	NJD000557876	HOBOKEN UNION CITY-WEEHAWKEN	HOBOKEN	12,146
12	NJD085644110	RARITAN RIVER STEEL CO.	PERTH AMBOY	11,384
13	NJD981133150	PETROLEUM RECYCLING, INC.	CLAYTON	10,719
14	NJD001317064	MERCK & CO., INC.	RAHWAY	10,637
15	NJD986572345	UNITED TECHNOLOGIES CORP	HAWTHORNE	9,031
16	NJD053288239	ROLLINS ENVIRONMENTAL SERV	BRIDGEPORT	8,343
17	NJD041762840	STEPAN COMPANY	FIELDSBORO	8,232
18	NJD986578953	NSI PRODUCTS, CORP.	ROBBINSVILLE	8,024
19	NJD011417516	PLASTI-CLAD METAL PROD	WALL	7,575
20	NJD001599604	HOWARD CORP.	N ARLINGTON	6,959
21	NJD078873270	NEW JERSEY STEEL CORP	SAYREVILLE	6,801
22	NJD169077427	RHONE-POULENC INC	MIDDLESEX	6,787
23	NJD980755367	JOHNSON MATTHEY INC	WEST DEPTFORD	6,743
24	NJD002329621	ROTO CYLINDERS	PALMYRA	6,037
25	NJD986602399	HALLADAY ST, JERSEY CITY PPG 013-31	JERSEY CITY	5,466
26	NJT350011144	EXXON COMPANY U.S.A	BAYONNE PLANT	5,381
27	NJD045800521	ACADEMY DIE CASTING & PLTNG	EDISON	5,118
28	NJD056356066	BIOCRAFT LABORATORIES INC	WALDWICK	5,102
29	NJD002156925	HERCULES, INC.	KENVIL	4,857
30	NJD002194843	INTER. FLAVORS & FRAGRANCES	UNION BEACH	4,573
31	NJD982737819	CONRAIL GREENVILLE YARD	JERSEY CITY	4,568
32	NJD089216790	CHEMICAL WASTE MANAGEMENT OF NEW JERSEY	NEWARK	4,346
33	NJD986596559	WOODWARD MANNING	JERSEY CITY	4,333
34	NJD002173276	AMERICAN CYANAMID CO	BRIDGEWATER	4,069
35	NJD982272494	COLGATE PALMOLIVE CO.	BURLINGTON TSHP	4,000
36	NJD002167237	BORNE CHEMICAL CO INC	ELIZABETH	3,887
37	NJD981137342	HARVARD INC INC ESNA DIV	UNION	3,555
38	NJD045445483	AMERADA HESS(PRT READING)CRP	PORT READING	3,521
39	NJD986606390	CARBON ST JERSEY CITY	JERSEY CITY	3,351
40	NJD002461234	WALLACE & TIERNAN	BELLEVILLE	3,337
41	NJD982739229	UNITED TECHNOLOGIES CORP	BOUND BROOK	3,337
42	NJD002568715	ESSEX SPECIALTY PRODUCTS	SAYREVILLE	3,244
43	NJD002191211	HOFFMANN-LA ROCHE INC	NUTLEY	3,101
44	NJD011246337	HULS AMERICA INC.	ELIZABETH	2,826
45	NJD002195220	SHELL OIL COMPANY-SEWAREN PLANT	SEWAREN	2,806
46	NJD082982885	SGL PRINTED CIRCUITS	WAYNE	2,604
47	NJD020783304	BIDDLE SAWYER CORP	KEYPORT	2,523
48	NJD056602808	PEARSALL CHEMICAL DIV/WITCO	PHILLIPSBURG	2,478
49	NJD082988056	BASF CORPORATION	BELVIDERE	2,469
50	NJD011550092	SQUIBB E.R. & SONS INC.	NEW BRUNSWICK	2,457
TOTAL				29,352,185

NOTE: STATE MAY HAVE FEWER THAN FIFTY GENERATORS

NEW JERSEY

1991 WASTE GENERATION, CONTINUED

4 QUANTITIES OF WASTE GENERATED IN 1991 THAT WERE

- REPORTED WITH ONLY CHARACTERISTIC WASTE CODES
- REPORTED WITH ONLY LISTED WASTE CODES
- REPORTED WITH BOTH CHARACTERISTIC AND LISTED WASTE CODES

WASTE HAS ONLY CHARACTERISTIC CODES	TONS OF WASTE GENERATED	WASTE HAS ONLY LISTED CODES	TONS OF WASTE GENERATED	WASTE HAS BOTH CHARACTERISTIC AND LISTED CODES	TONS OF WASTE GENERATED
ONLY IGNITABLE	123,610	ONLY AN F CODE	904,117		
ONLY CORROSIVE	4,224,740	ONLY A K CODE	65,333		
ONLY REACTIVE	2,215	ONLY A P CODE	547		
ONLY D004-17	11,048,939	ONLY A U CODE	23,732		
ONLY D018-D043	115,396				
HAS MORE THAN ONE CHARACTERISTIC CODE	7,231,207	HAS MORE THAN ONE LISTED CODE	10,652		
TOTAL	22,746,107	TOTAL	1,004,382	TOTAL CHAR. AND LISTED	5,740,103

5 QUANTITIES OF WASTE GENERATED IN 1991 THAT WERE MULTIPLY CODED

WASTE HAS ONLY CHARACTERISTIC CODES BUT MORE THAN ONE APPLIES	TONS OF WASTE GENERATED	ONLY LISTED CODES BUT HAS MORE THAN ONE	TONS OF WASTE GENERATED	BOTH CHAR. & LISTED CODES	TONS OF WASTE GENERATED
HAS IGNITABLE CODE	1,121,845			IGN. W/ AT LEAST 1 LSTD	95,201
HAS CORROSIVE CODE	3,530,307			CORR. W/ AT LEAST 1 LSTD	3,088,775
HAS REACTIVE CODE	12,572			REACT. W/ AT LEAST 1 LSTD	12,150
HAS D004-D017 CODE	6,815,873			D004-17 W/ AT LEAST 1 LSTD	374,604
HAS D018-D043 CODE	5,044,155			D018-43 W/ AT LEAST 1 LSTD	2,498,240
		HAS AN F CODE	9,961	F WASTE W/ AT LEAST 1 CHAR	5,717,750
		HAS A K CODE	4	K WASTE W/ AT LEAST 1 CHAR	18,562
		HAS A P CODE	695	P WASTE W/ AT LEAST 1 CHAR	1,054
		HAS A U CODE	10,648	U WASTE W/ AT LEAST 1 CHAR	10,999
TOTAL	7,231,207	TOTAL	10,652	TOTAL	5,740,103

NOTE: COLUMNS DO NOT SUM TO TOTAL BECAUSE A WASTE CODE MAY APPLY TO MORE THAN ONE WASTE.
MIXTURES WITH IGNITABLE, CORROSIVE, REACTIVE, D004-17, AND D018-43 CHARACTERISTIC CODES ALSO MAY CONTAIN OTHER CHARACTERISTIC WASTE CODES.
SIMILARLY, WASTES WITH F,K,P, AND U LISTED CODES MAY HAVE OTHER LISTED WASTE CODES

NEW JERSEY

WASTE MANAGEMENT

6 NUMBER OF RCRA TSD FACILITIES: 781

7 QUANTITY OF RCRA HAZARDOUS WASTE MANAGED: 29,662,220 TONS

8 FIFTY LARGEST RCRA HAZARDOUS WASTE MANAGEMENT FACILITIES, 1991

RANK	EPAID	SITE NAME	CITY	TONS OF WASTE MANAGED
1	NJD002385730	E.I. DUPONT-CHAMBERS WORKS	DEEPWATER	29,457,126
2	NJD002182897	SAFETY KLEEN CORP	LINDEN	48,242
3	NJD053288239	ROLLINS ENVIRONMENTAL SERV	BRIDGEPORT	32,797
4	NJD069039626	SAFETY-KLEEN CORP	CLAYTON	32,500
5	NJD089216790	CHEMICAL WASTE MANAGEMENT OF NEW JERSEY	NEWARK	28,342
6	NJD002454544	MARISOL INC	MIDDLESEX	26,246
7	NJD981133150	PETROLEUM RECYCLING, INC.	CLAYTON	15,800
8	NJD991291105	S & W WASTE, INC.	SOUTH KEARNY	13,713
9	NJD002141950	CP CHEMICAL INC	SEWAREN	3,268
10	NJD068292648	STANDARD TANK CLEANING CO	BAYONNE	1,880
11	NJD980753875	AUSIMONT USA, INC.	THOROFARE	1,294
12	NJD002156925	HERCULES, INC.	KENVIL	339
13	NJD002482602	HUNTSMAN POLYPROPYLENE CORP	WEST DEPTFORD	300
14	NJD001787944	ICI AMERICAS INC. BAYONNE SITE	BAYONNE	218
15	NJD137872255	ASBURY PARK PRESS, INC.	NEPTUNE	50
16	NJD004362059	FISHER SCIENTIFIC CO.	FAIR LAWN	47
17	NJD990753493	VANGUARD RESEARCH INDUSTRIES	SOUTH PLAINFIELD	34
18	NJD064282924	MOUNTAIN LAKES AUTOMOTIVE	MOUNTAIN LAKES	14
19	NJD058981416	DELUXE CHECK PRINTERS	MOORESTOWN	2
	NJD091640839	SPORTS SPECIALIST CARS INC.	TRENTON	2
20	NJD002002699	HOKE INCORPORATED	CRESSKILL	2
21	NJD101251965	BANKS CLEANERS	EAST ORANGE	1
22	NJD002527000	ELECTRO-SCAN INC	GARFIELD	1
23	NJD060073459	ATLANTIC TRANSMISSIONS INC	PENNSAUKEN	1
	NJD982184756	INTERNATIONAL AUTO BODY INC	NEWARK	1
24	NJD079499646	THE CLEAN INN CLEANERS	CHERRY HILL	1
25	NJD980764278	BURCO-BURL CTY AUTO BODY INC	BURLINGTON	0
26	NJD980753966	ADM CORPORATION	MIDDLESEX	0
27	NJD091389775	SUNRAY CLEANERS	PISCATAWAY	0
28	NJD047318043	DETREX CORPORATION	CINNOMINSON	0
TOTAL				29,662,220

NOTE: STATE MAY HAVE FEWER THAN FIFTY FACILITIES THAT MANAGED WASTES.
WASTE ONLY MANAGED BY STORAGE IS NOT INCLUDED.

NEW JERSEY

WASTE MANAGEMENT, CONTINUED

9 QUANTITY OF RCRA HAZARDOUS WASTE MANAGED BY MANAGEMENT METHOD, 1991

MANAGEMENT METHOD	SYSTEM TYPE CODE	QUANTITY MANAGED (TONS)	PERCENTAGE OF QUANTITY	NUMBER OF FACILITIES	PERCENTAGE OF FACILITIES
METALS RECOVERY (FOR REUSE)	M011-M019	50	0	2	5
SOLVENTS RECOVERY	M021-M029	44,613	0	14	32
OTHER RECOVERY	M031-M039	1,882	0	2	5
INCINERATION	M041-M049	35,013	0	6	14
ENERGY RECOVERY (REUSE AS FUEL)	M051-M059	315	0	2	5
FUEL BLENDING	M061-----	85,556	0	4	9
AQUEOUS INORGANIC TREATMENT	M071-M079	18,647	0	3	7
AQUEOUS ORGANIC TREATMENT	M081-M089	4,924	0	2	5
AQUEOUS ORGANIC AND INORGANIC TREATMENT	M091-M099	29,454,152	99	1	2
SLUDGE TREATMENT	M101-M109	56	0	1	2
STABILIZATION	M111-M119	2,743	0	1	2
OTHER TREATMENT	M121-M129	12,001	0	5	11
LANDFILL	M132-DISP	2,269	0	1	2
TOTAL		29,662,220	100	30	100

10 MANAGEMENT METHOD, BY QUANTITY OF RCRA HAZARDOUS WASTE MANAGED, 1991

MANAGEMENT METHOD	SYSTEM TYPE CODE	QUANTITY MANAGED (TONS)	PERCENTAGE OF QUANTITY	NUMBER OF FACILITIES	PERCENTAGE OF FACILITIES
AQUEOUS ORGANIC AND INORGANIC TREATMENT	M091-M099	29,454,152	99	1	2
FUEL BLENDING	M061-----	85,556	0	4	9
SOLVENTS RECOVERY	M021-M029	44,613	0	14	32
INCINERATION	M041-M049	35,013	0	6	14
AQUEOUS INORGANIC TREATMENT	M071-M079	18,647	0	3	7
OTHER TREATMENT	M121-M129	12,001	0	5	11
AQUEOUS ORGANIC TREATMENT	M081-M089	4,924	0	2	5
STABILIZATION	M111-M119	2,743	0	1	2
LANDFILL	M132-DISP	2,269	0	1	2
OTHER RECOVERY	M031-M039	1,882	0	2	5
ENERGY RECOVERY (REUSE AS FUEL)	M051-M059	315	0	2	5
SLUDGE TREATMENT	M101-M109	56	0	1	2
METALS RECOVERY (FOR REUSE)	M011-M019	50	0	2	5
TOTAL		29,662,220	100	30	100

11 MANAGEMENT METHOD AND QUANTITY OF RCRA HAZARDOUS WASTE MANAGED BY NUMBER OF FACILITIES, 1991

MANAGEMENT METHOD	SYSTEM TYPE CODE	QUANTITY MANAGED (TONS)	PERCENTAGE OF QUANTITY	NUMBER OF FACILITIES	PERCENTAGE OF FACILITIES
SOLVENTS RECOVERY	M021-M029	44,613	0	14	32
INCINERATION	M041-M049	35,013	0	6	14
OTHER TREATMENT	M121-M129	12,001	0	5	11
FUEL BLENDING	M061-----	85,556	0	4	9
AQUEOUS INORGANIC TREATMENT	M071-M079	18,647	0	3	7
METALS RECOVERY (FOR REUSE)	M011-M019	50	0	2	5
OTHER RECOVERY	M031-M039	1,882	0	2	5
ENERGY RECOVERY (REUSE AS FUEL)	M051-M059	315	0	2	5
AQUEOUS ORGANIC TREATMENT	M081-M089	4,924	0	2	5
AQUEOUS ORGANIC AND INORGANIC TREATMENT	M091-M099	29,454,152	99	1	2
SLUDGE TREATMENT	M101-M109	56	0	1	2
STABILIZATION	M111-M119	2,743	0	1	2
LANDFILL	M132-DISP	2,269	0	1	2
TOTAL		29,662,220	100	30	100

NOTE: FACILITIES WITH ONLY STORAGE UNITS ARE EXCLUDED.
COLUMNS MAY NOT SUM DUE TO ROUNDING.
COLUMNS MAY NOT SUM TO TOTAL BECAUSE FACILITIES MAY HAVE MULTIPLE HANDLINGS METHODS.

NEW JERSEY

1991 WASTE SHIPMENTS

12 NUMBER OF RCRA HAZARDOUS WASTE SHIPPERS: 1652

13 QUANTITY OF RCRA HAZARDOUS WASTE SHIPPED: 571,305 TONS

14 FIFTY LARGEST RCRA HAZARDOUS WASTE SHIPPERS, 1991

RANK	EPA ID	SITE NAME	CITY	QUANTITY SHIPPED (TONS)
1	NJD991291105	S & W WASTE, INC.	SOUTH KEARNY	51,841
2	NJD002200046	CYCLE CHEM INC	ELIZABETH	41,457
3	NJD001700707	MONSANTO COMPANY	BRIDGEPORT	35,789
4	NJD002173946	EI DUPONT DENEMOURS & CO	POMPTON LAKES	34,928
5	NJD986577195	AMERICAN REF-FUEL CONSTRUCT	NEWARK	29,302
6	NJD062037031	EXXON BAYWAY REFINERY	LINDEN	27,155
7	NJD002454544	MARISOL INC	MIDDLESEX	23,894
8	NJ4213720275	US ARMY TRAINING CENTER	FORT DIX	14,839
9	NJD000557876	HOBOKEN UNION CITY-WEEHAWKEN	HOBOKEN	12,146
10	NJD085644110	RARITAN RIVER STEEL CO.	PERTH AMBOY	11,384
11	NJD981133150	PETROLEUM RECYCLING, INC.	CLAYTON	10,719
12	NJD001317064	MERCK & CO., INC.	RAHWAY	10,405
13	NJD986572345	UNITED TECHNOLOGIES CORP	HAWTHORNE	9,172
14	NJD041762840	STEPAN COMPANY	FIELDSBORO	8,232
15	NJD986578953	NSI PRODUCTS, CORP.	ROBBINSVILLE	8,023
16	NJD053288239	ROLLINS ENVIRONMENTAL SERV	BRIDGEPORT	7,023
17	NJD980755367	JOHNSON MATTHEY INC	WEST DEPTFORD	6,824
18	NJD078873270	NEW JERSEY STEEL CORP	SAYREVILLE	6,801
19	NJD986602399	HALLADAY ST, JERSEY CITY PPG 013-31	JERSEY CITY	5,466
20	NJT350011144	EXXON COMPANY U.S.A	BAYONNE PLANT	5,322
21	NJD089216790	CHEMICAL WASTE MANAGEMENT OF NEW JERSEY	NEWARK	5,243
22	NJD056356066	BIOCRAFT LABORATORIES INC	WALDWICK	5,124
23	NJD980536593	ADVANCED ENVIRONMENTAL	FLANDERS	4,753
24	NJD982737819	CONRAIL GREENVILLE YARD	JERSEY CITY	4,568
25	NJD002156925	HERCULES, INC.	KENVIL	4,517
26	NJD002194843	INTER. FLAVORS & FRAGRANCES	UNION BEACH	4,371
27	NJD986596559	WOODWARD MANNING	JERSEY CITY	4,333
28	NJD982272494	COLGATE PALMOLIVE CO.	BURLINGTON TSHP	4,000
29	NJD002173276	AMERICAN CYANAMID CO	BRIDGEWATER	3,966
30	NJD002167237	BORNE CHEMICAL CO INC	ELIZABETH	3,833
31	NJD045445483	AMERADA HESS(PRT READING)CRP	PORT READING	3,521
32	NJD986606390	CARBON ST JERSEY CITY	JERSEY CITY	3,351
33	NJD982739229	UNITED TECHNOLOGIES CORP	BOUND BROOK	3,219
34	NJD002191211	HOFFMANN-LA ROCHE INC	NUTLEY	3,101
35	NJD011246337	HULS AMERICA INC.	ELIZABETH	2,855
36	NJD002195220	SHELL OIL COMPANY-SEWAREN PLANT	SEWAREN	2,774
37	NJD082982885	SGL PRINTED CIRCUITS	WAYNE	2,691
38	NJD020783304	BIDDLE SAWYER CORP	KEYPORT	2,523
39	NJD056602808	PEARSALL CHEMICAL DIV/WITCO	PHILLIPSBURG	2,478
40	NJD011550092	SQUIBB E.R. & SONS INC.	NEW BRUNSWICK	2,451
41	NJD002156354	GIVAUDAN CORP	CLIFTON	2,370
42	NJD002568715	ESSEX SPECIALTY PRODUCTS	SAYREVILLE	2,245
43	NJD002190627	COOKSON PIGMENTS, INC	NEWARK	2,145
44	NJD982719882	NJ DEPT OF TRANSPORTATION	BAYONNE	2,139
45	NJD002159754	NATIONAL STANDARD COMPANY	CLIFTON	2,107
46	NJD001317601	SCHERING CORPORATION	UNION	2,047
47	NJD069039626	SAFETY-KLEEN CORP	CLAYTON	1,995
48	NJD002148484	KEARFOTT GUIDANCE & NAVIGATION CORP.	W. PATTERSON	1,907
49	NJD002141190	CPS CHEMICAL COR INC	OLD BRIDGE	1,894
50	NJD986596609	PPG SITE 112A	JERSEY CITY	1,867
TOTAL				455,109

NOTES: COLUMNS MAY NOT SUM DUE TO ROUNDING.
STATE MAY HAVE FEWER THAN FIFTY SHIPPERS.

NEW JERSEY

1991 WASTE RECEIPTS

15 NUMBER OF RCRA HAZARDOUS WASTE RECEIVERS: 24

16 QUANTITY OF RCRA HAZARDOUS WASTE RECEIVED: 442,884 TONS

17 FIFTY LARGEST RCRA HAZARDOUS WASTE RECEIVERS, 1991

RANK	EPA ID	SITE NAME	CITY	QUANTITY RECEIVED (TONS)
1	NJD002385730	E.I. DUPONT-CHAMBERS WORKS	DEEPWATER	227,712
2	NJD002182897	SAFETY KLEEN CORP	LINDEN	48,256
3	NJD069039626	SAFETY-KLEEN CORP	CLAYTON	32,524
4	NJD053288239	ROLLINS ENVIRONMENTAL SERV	BRIDGEPORT	31,464
5	NJD089216790	CHEMICAL WASTE MANAGEMENT OF NEW JERSEY	NEWARK	28,368
6	NJD002454544	MARISOL INC	MIDDLESEX	26,246
7	NJD991291105	S & W WASTE, INC.	SOUTH KEARNY	13,848
8	NJD002200046	CYCLE CHEM INC	ELIZABETH	13,755
9	NJD980536593	ADVANCED ENVIRONMENTAL	FLANDERS	5,609
10	NJD981133150	PETROLEUM RECYCLING, INC.	CLAYTON	5,080
11	NJD002141950	CP CHEMICAL INC	SEWAREN	3,268
12	NJD068292648	STANDARD TANK CLEANING CO	BAYONNE	1,880
13	NJD000768093	SAFETY-KLEEN CORP.	NEWARK	1,547
14	NJD000768101	SAFETY-KLEEN CORP.	SOUTHAMPTON	1,322
15	NJD000768077	SAFTEY-KLEEN CORP.	BOUND BROOK	1,301
16	NJD047318043	DETREX CORPORATION	CINNOMINSON	583
17	NJD064981988	B & L OIL CORP.	NEWARK	53
18	NJD990753493	VANGUARD RESEARCH INDUSTRIES	SOUTH PLAINFIELD	34
19	NJD002191211	HOFFMANN-LA ROCHE INC	NUTLEY	18
20	NJD004362059	FISHER SCIENTIFIC CO.	FAIR LAWN	14
21	NJD054737457	FINA'S FINISHING INC	MEDFORD	2
22	NJD011279437	MONEGO'S AUTO BODY	GARFIELD	1
23	NJD060073459	ATLANTIC TRANSMISSIONS INC	PENNSAUKEN	1
24	NJD091389775	SUNRAY CLEANERS	PISCATAWAY	0
TOTAL				442,884

NOTES: COLUMNS MAY NOT SUM DUE TO ROUNDING.
STATE MAY HAVE FEWER THAN FIFTY FACILITIES THAT RECEIVED WASTE.

NEW JERSEY

1991 WASTE RECEIPTS, CONTINUED

18 QUANTITY OF RCRA HAZARDOUS WASTE MANAGED, BY MANAGEMENT METHOD, LIMITED TO WASTE RECEIVED FROM OFF SITE, 1991

MANAGEMENT METHOD	SYSTEM TYPE CODE	QUANTITY MANAGED (TONS)	PERCENTAGE OF QUANTITY	NUMBER OF FACILITIES	PERCENTAGE OF FACILITIES
METALS RECOVERY (FOR REUSE)	M011-M019	50	0	2	8
SOLVENTS RECOVERY	M021-M029	44,544	11	6	23
OTHER RECOVERY	M031-M039	1,880	0	1	4
INCINERATION	M041-M049	31,518	8	2	8
ENERGY RECOVERY (REUSE AS FUEL)	M051-M059	15	0	1	4
FUEL BLENDING	M061-----	74,836	18	4	15
AQUEOUS INORGANIC TREATMENT	M071-M079	18,646	4	2	8
AQUEOUS ORGANIC TREATMENT	M081-M089	4,924	1	2	8
AQUEOUS ORGANIC AND INORGANIC TREATMENT	M091-M099	227,656	54	1	4
SLUDGE TREATMENT	M101-M109	56	0	1	4
STABILIZATION	M111-M119	2,743	1	1	4
OTHER TREATMENT	M121-M129	11,623	3	3	12
TOTAL		418,492	100	15	100

19 MANAGEMENT METHOD, BY QUANTITY OF RCRA HAZARDOUS WASTE MANAGED, LIMITED TO WASTE RECEIVED FROM OFF SITE, 1991

MANAGEMENT METHOD	SYSTEM TYPE CODE	QUANTITY MANAGED (TONS)	PERCENTAGE OF QUANTITY	NUMBER OF FACILITIES	PERCENTAGE OF FACILITIES
AQUEOUS ORGANIC AND INORGANIC TREATMENT	M091-M099	227,656	54	1	4
FUEL BLENDING	M061-----	74,836	18	4	15
SOLVENTS RECOVERY	M021-M029	44,544	11	6	23
INCINERATION	M041-M049	31,518	8	2	8
AQUEOUS INORGANIC TREATMENT	M071-M079	18,646	4	2	8
OTHER TREATMENT	M121-M129	11,623	3	3	12
AQUEOUS ORGANIC TREATMENT	M081-M089	4,924	1	2	8
STABILIZATION	M111-M119	2,743	1	1	4
OTHER RECOVERY	M031-M039	1,880	0	1	4
SLUDGE TREATMENT	M101-M109	56	0	1	4
METALS RECOVERY (FOR REUSE)	M011-M019	50	0	2	8
ENERGY RECOVERY (REUSE AS FUEL)	M051-M059	15	0	1	4
TOTAL		418,492	100	15	100

20 MANAGEMENT METHOD AND QUANTITY OF RCRA HAZARDOUS WASTE MANAGED, BY NUMBER OF FACILITIES, LIMITED TO WASTE RECEIVED FROM OFF SITE, 1991

MANAGEMENT METHOD	SYSTEM TYPE CODE	QUANTITY MANAGED (TONS)	PERCENTAGE OF QUANTITY	NUMBER OF FACILITIES	PERCENTAGE OF FACILITIES
SOLVENTS RECOVERY	M021-M029	44,544	11	6	23
FUEL BLENDING	M061-----	74,836	18	4	15
OTHER TREATMENT	M121-M129	11,623	3	3	12
METALS RECOVERY (FOR REUSE)	M011-M019	50	0	2	8
INCINERATION	M041-M049	31,518	8	2	8
AQUEOUS INORGANIC TREATMENT	M071-M079	18,646	4	2	8
AQUEOUS ORGANIC TREATMENT	M081-M089	4,924	1	2	8
OTHER RECOVERY	M031-M039	1,880	0	1	4
ENERGY RECOVERY (REUSE AS FUEL)	M051-M059	15	0	1	4
AQUEOUS ORGANIC AND INORGANIC TREATMENT	M091-M099	227,656	54	1	4
SLUDGE TREATMENT	M101-M109	56	0	1	4
STABILIZATION	M111-M119	2,743	1	1	4
TOTAL		418,492	100	15	100

NOTE: FACILITIES WITH ONLY STORAGE UNITS ARE EXCLUDED
COLUMNS MAY NOT SUM DUE TO ROUNDING.
COLUMNS MAY NOT SUM TO TOTAL BECAUSE FACILITIES MAY HAVE MULTIPLE HANDLINGS METHODS.

NEW JERSEY

1991 IMPORTS AND EXPORTS

21 QUANTITY OF RCRA HAZARDOUS WASTE IMPORTED: 287,386 TONS

22 QUANTITY OF RCRA HAZARDOUS WASTE EXPORTED: 4,585,723 TONS

23 QUANTITY AND PERCENTAGE OF RCRA HAZARDOUS WASTEWATER AND NON-WASTEWATER MANAGEMENT IN 1991

MANAGEMENT TYPE	TONS	PERCENTAGE
WASTEWATER	29,495,883	99
NON-WASTEWATER	166,337	1
TOTAL	29,662,220	100

NEW MEXICO

1991 WASTE GENERATION

1 NUMBER OF RCRA LARGE QUANTITY GENERATORS (LQGS): 68

2 QUANTITY OF RCRA HAZARDOUS WASTE GENERATED: 155,943 TONS

3 FIFTY LARGEST RCRA HAZARDOUS WASTE GENERATORS IN THE STATE, 1991

RANK	EPA ID	SITE NAME	CITY	TOTAL GENERATED (TONS)
1	NMD089416416	BLOOMFIELD REFINING COMPANY	BLOOMFIELD	148,871
2	NMD094135050	KUTZ PLANT	FARMINGTON	1,711
3	NMD048918817	NAVAJO REFINING COMPANY	ARTESIA	764
4	NMD000609339	INTEL CORPORATION	RIO RANCHO	700
5	NMD000761627	CHACO PLANT	FARMINGTON	334
6	NMD000642835	TAPICITO DISTRICT (OIJITO)	LINDRITH	322
7	NMD000719765	BLANCO PLANT	FARMINGTON	274
8	NM0890010515	LOS ALAMOS NATIONAL LABORATORY	LOS ALAMOS	253
9	NM2750211235	WHITE SANDS MISSILE RANGE	WHITE SANDS MISSILE RANGE	250
10	NMD069424323	SAN JUAN GENERATING STATION	WATERFLOW	244
11	NM6213820974	FT. WINGATE DEPOT ACTIVITY	GALLUP	187
12	NMD000792986	PHILLIPS PIPE LINE COMPANY	ALBUQUERQUE	165
13	NMD360010276	BALLARD STATION	FARMINGTON	155
14	NMD052684578	GE AIRCRAFT ENGINES	ALBUQUERQUE	127
15	NM8800019434	NASA JOHNSON SPACE CENTER WHITE SANDS	LAS CRUCES	118
16	NM5890110518	SANDIA NATIONAL LABORATORIES	ALBUQUERQUE	102
17	NMD094139599	COMPRESSOR STATION 5, THOREAU	THOREAU	100
18	NMD000709782	SIGNETICS COMPANY	ALBUQUERQUE	93
19	NM6572124422	HOLLOMAN AIR FORCE BASE	HOLLOMAN AFB	90
20	NMD986670248	BLANCO PIPELINE DISTRICT	FARMINGTON	87
21	NMD986674869	CHAMPION TECHNOLOGIES, INC.	HOBBS	83
22	NMD108386368	RIO GRANDE RIVER CROSSING	BELEN	75
23	NMD000610303	HONEYWELL DEFENSE AVIONICS SYSTEMS DIV.	ALBUQUERQUE	69
24	NMD014584296	GENERAL TECHNOLOGY CORPORATION	ALBUQUERQUE	62
25	NM4890139088	WASTE ISOLATION PILOT PLANT	CARLSBAD	54
26	NMD000804088	CONOCO ALBUQUERQUE TERMINAL	ALBUQUERQUE	53
27	NMD035806405	PHELPS DODGE MINING CORP	TYRONE	49
28	NMD000729053	COMPRESSOR STATION 7, MONTAINAIR	MOUNTAINAIR	48
29	NMD083212332	SPARTON TECHNOLOGY INC.	ALBUQUERQUE	46
30	NMD980744551	MOTOROLA INC., CERAMIC PRODUCTS	ALBUQUERQUE	39
31	NMD069892594	TRANSPORTATION MANUFACTURING	ROSWELL	36
32	NM9570024423	KIRTLAND AIR FORCE BASE	ALBUQUERQUE	36
33	NMD981597065	RIO GRANDE TRUCK REPAIR	LAS CRUCES	33
34	NMD981144132	TRANS MANUFACTURING BUILDING 115 RIAC	ROSWELL	29
35	NMD986668853	GENERAL DYNAMICS CORP (NAPI)	FARMINGTON	25
36	NMD130109226	LAGUNA INDUSTRIES, INC.	MESITA	24
37	NMD980621197	UNIVERSITY OF NEW MEXICO	ALBUQUERQUE	19
38	NMD980508022	THE P&M COAL MINING COMPANY	GALLUP	17
39	NMD041358904	NEW MEXICO INST. OF MINING & TECHNOLOGY	SOCORRO	16
40	NMD000333559	UNICHEM INTERNATIONAL INC.	HOBBS	13
41	NMD006975395	PRAGER GENERATING STATION	ALBUQUERQUE	13
42	NMD986670297	CONOCO SAN JUAN GAS	BLOOMFIELD	12
43	NMD000839126	EL PASO NATURAL GAS CO-GALLUP STATION	TOHATCHI	12
44	NMD075088252	NM STATE UNIVERSITY A-MOUNTAIN STORAGE	LAS CRUCES	11
45	NM7572124454	US AIR FORCE CANNON AFB	CANNON AFB	10
46	NMD000708925	CHEVRON TERMINAL - ALBUQUERQUE	ALBUQUERQUE	10
47	NMD007396930	CHINO MINES COMPANY	HURLEY	10
47	NMD360010029	CHINO MINES COMPANY	HURLEY	10
49	NMD052686896	DIGITAL EQUIPMENT CORPORATION	ALBUQUERQUE	9
50	NMD360010235	LINDRITH STATION	FARMINGTON	9
TOTAL				155,879

NOTE: STATE MAY HAVE FEWER THAN FIFTY GENERATORS

NEW MEXICO

1991 WASTE GENERATION, CONTINUED

4 QUANTITIES OF WASTE GENERATED IN 1991 THAT WERE

- REPORTED WITH ONLY CHARACTERISTIC WASTE CODES
- REPORTED WITH ONLY LISTED WASTE CODES
- REPORTED WITH BOTH CHARACTERISTIC AND LISTED WASTE CODES

WASTE HAS ONLY CHARACTERISTIC CODES	TONS OF WASTE GENERATED	WASTE HAS ONLY LISTED CODES	TONS OF WASTE GENERATED	WASTE HAS BOTH CHARACTERISTIC AND LISTED CODES	TONS OF WASTE GENERATED
ONLY IGNITABLE	203	ONLY AN F CODE	494		
ONLY CORROSIVE	573	ONLY A K CODE	1		
ONLY REACTIVE	193	ONLY A P CODE	1		
ONLY D004-17	3,295	ONLY A U CODE	24		
ONLY D018-D043	149,057				
HAS MORE THAN ONE CHARACTERISTIC CODE	384	HAS MORE THAN ONE LISTED CODE	47		
TOTAL	153,705	TOTAL	567	TOTAL CHAR. AND LISTED	1,662

5 QUANTITIES OF WASTE GENERATED IN 1991 THAT WERE MULTIPLY CODED

WASTE HAS ONLY CHARACTERISTIC CODES BUT MORE THAN ONE APPLIES	TONS OF WASTE GENERATED	ONLY LISTED CODES BUT HAS MORE THAN ONE	TONS OF WASTE GENERATED	BOTH CHAR. & LISTED CODES	TONS OF WASTE GENERATED
HAS IGNITABLE CODE	353			IGN. W/ AT LEAST 1 LSTD	788
HAS CORROSIVE CODE	85			CORR. W/ AT LEAST 1 LSTD	66
HAS REACTIVE CODE	35			REACT. W/ AT LEAST 1 LSTD	11
HAS D004-D017 CODE	322			D004-17 W/ AT LEAST 1 LSTD	945
HAS D018-D043 CODE	66			D018-43 W/ AT LEAST 1 LSTD	163
		HAS AN F CODE	0	F WASTE W/ AT LEAST 1 CHAR	821
		HAS A K CODE	0	K WASTE W/ AT LEAST 1 CHAR	840
		HAS A P CODE	47	P WASTE W/ AT LEAST 1 CHAR	0
		HAS A U CODE	47	U WASTE W/ AT LEAST 1 CHAR	84
TOTAL	384	TOTAL	47	TOTAL	1,662

NOTE: COLUMNS DO NOT SUM TO TOTAL BECAUSE A WASTE CODE MAY APPLY TO MORE THAN ONE WASTE.
MIXTURES WITH IGNITABLE, CORROSIVE, REACTIVE, D004-17, AND D018-43 CHARACTERISTIC CODES ALSO MAY CONTAIN OTHER ARACTERISTIC WASTE CODES.
SIMILARLY, WASTES WITH F,K,P, AND U LISTED CODES MAY HAVE OTHER LISTED WASTE CODES

NEW MEXICO

WASTE MANAGEMENT

6 NUMBER OF RCRA TSD FACILITIES: 20

7 QUANTITY OF RCRA HAZARDOUS WASTE MANAGED: 148,932 TONS

8 FIFTY LARGEST RCRA HAZARDOUS WASTE MANAGEMENT FACILITIES, 1991

RANK	EPAID	SITE NAME	CITY	TONS OF WASTE MANAGED
1	NMD089416416	BLOOMFIELD REFINING COMPANY	BLOOMFIELD	148,795
2	NM8800019434	NASA JOHNSON SPACE CENTER WHITE SANDS	LAS CRUCES	105
3	NM6213820974	FT. WINGATE DEPOT ACTIVITY	GALLUP	30
4	NM0890010515	LOS ALAMOS NATIONAL LABORATORY	LOS ALAMOS	2
5	NM5572124456	MELROSE AIR FORCE RANGE	MELROSE	0
TOTAL				148,932

NOTE: STATE MAY HAVE FEWER THAN FIFTY FACILITIES THAT MANAGED WASTES.
WASTE ONLY MANAGED BY STORAGE IS NOT INCLUDED.

NEW MEXICO

WASTE MANAGEMENT, CONTINUED

9 QUANTITY OF RCRA HAZARDOUS WASTE MANAGED BY MANAGEMENT METHOD, 1991

MANAGEMENT METHOD	SYSTEM TYPE CODE	QUANTITY MANAGED (TONS)	PERCENTAGE OF QUANTITY	NUMBER OF FACILITIES	PERCENTAGE OF FACILITIES
SOLVENTS RECOVERY	M021-M029	1	0	1	13
INCINERATION	M041-M049	30	0	1	13
AQUEOUS INORGANIC TREATMENT	M071-M079	4	0	1	13
AQUEOUS ORGANIC TREATMENT	M081-M089	148,795	100	1	13
OTHER TREATMENT	M121-M129	102	0	3	38
OTHER DISPOSAL SPECIFIED IN COMMENTS	M137-DISP	0	0	1	13
TOTAL		148,932	100	5	100

10 MANAGEMENT METHOD, BY QUANTITY OF RCRA HAZARDOUS WASTE MANAGED, 1991

MANAGEMENT METHOD	SYSTEM TYPE CODE	QUANTITY MANAGED (TONS)	PERCENTAGE OF QUANTITY	NUMBER OF FACILITIES	PERCENTAGE OF FACILITIES
AQUEOUS ORGANIC TREATMENT	M081-M089	148,795	100	1	13
OTHER TREATMENT	M121-M129	102	0	3	38
INCINERATION	M041-M049	30	0	1	13
AQUEOUS INORGANIC TREATMENT	M071-M079	4	0	1	13
SOLVENTS RECOVERY	M021-M029	1	0	1	13
OTHER DISPOSAL SPECIFIED IN COMMENTS	M137-DISP	0	0	1	13
TOTAL		148,932	100	5	100

11 MANAGEMENT METHOD AND QUANTITY OF RCRA HAZARDOUS WASTE MANAGED BY NUMBER OF FACILITIES, 1991

MANAGEMENT METHOD	SYSTEM TYPE CODE	QUANTITY MANAGED (TONS)	PERCENTAGE OF QUANTITY	NUMBER OF FACILITIES	PERCENTAGE OF FACILITIES
OTHER TREATMENT	M121-M129	102	0	3	38
SOLVENTS RECOVERY	M021-M029	1	0	1	13
INCINERATION	M041-M049	30	0	1	13
AQUEOUS INORGANIC TREATMENT	M071-M079	4	0	1	13
AQUEOUS ORGANIC TREATMENT	M081-M089	148,795	100	1	13
OTHER DISPOSAL SPECIFIED IN COMMENTS	M137-DISP	0	0	1	13
TOTAL		148,932	100	5	100

NOTE: FACILITIES WITH ONLY STORAGE UNITS ARE EXCLUDED.
COLUMNS MAY NOT SUM DUE TO ROUNDING.
COLUMNS MAY NOT SUM TO TOTAL BECAUSE FACILITIES MAY HAVE MULTIPLE HANDLINGS METHODS.

NEW MEXICO

1991 WASTE SHIPMENTS

12 NUMBER OF RCRA HAZARDOUS WASTE SHIPPERS: 65

13 QUANTITY OF RCRA HAZARDOUS WASTE SHIPPED: 12,595 TONS

14 FIFTY LARGEST RCRA HAZARDOUS WASTE SHIPPERS, 1991

RANK	EPA ID	SITE NAME	CITY	QUANTITY SHIPPED (TONS)
1	NMD094135050	KUTZ PLANT	FARMINGTON	1,711
2	NMD986676005	GAS COMPANY OF NEW MEXICO/KUTZ FACILITY	BLOOMFIELD	1,693
3	NMD986675924	GAS COMPANY OF NEW MEXICO/WEST KUTZ	BLOOMFIELD	1,688
4	NMD986675411	GAS COMPANY OF NEW MEXICO - LYBROOK FACL	LYBROOK	1,148
5	NMD986675379	GAS COMPANY OF NEW MEXICO-AZTEC/LA PLATA	AZTEC	1,102
6	NMD048918817	NAVAJO REFINING COMPANY	ARTESIA	764
7	NMD000804294	SAFETY-KLEEN CORP.	ALBUQUERQUE	556
8	NMD000609339	INTEL CORPORATION	RIO RANCHO	517
9	NMD000761627	CHACO PLANT	FARMINGTON	334
10	NMD000642835	TAPICITO DISTRICT (OIJITO)	LINDRITH	322
11	NMD000719765	BLANCO PLANT	FARMINGTON	274
12	NM2750211235	WHITE SANDS MISSILE RANGE	WHITE SANDS MISSILE RANGE	234
13	NMD000792986	PHILLIPS PIPE LINE COMPANY	ALBUQUERQUE	165
14	NMD980698849	SAFTY-KLEEN CORP	FARMINGTON	160
15	NMD360010276	BALLARD STATION	FARMINGTON	155
16	NM0890010515	LOS ALAMOS NATIONAL LABORATORY	LOS ALAMOS	148
17	NM5890110518	SANDIA NATIONAL LABORATORIES	ALBUQUERQUE	145
18	NMD052684578	GE AIRCRAFT ENGINES	ALBUQUERQUE	129
19	NM4890139088	WASTE ISOLATION PILOT PLANT	CARLSBAD	101
20	NMD094139599	COMPRESSOR STATION 5, THOREAU	THOREAU	100
21	NMD000709782	SIGNETICS COMPANY	ALBUQUERQUE	91
22	NMD986670248	BLANCO PIPELINE DISTRICT	FARMINGTON	87
23	NMD986674869	CHAMPION TECHNOLOGIES, INC.	HOBBS	83
24	NMD089416416	BLOOMFIELD REFINING COMPANY	BLOOMFIELD	76
25	NMD108386368	RIO GRANDE RIVER CROSSING	BELEN	75
26	NMD014584296	GENERAL TECHNOLOGY CORPORATION	ALBUQUERQUE	62
27	NMD000729053	COMPRESSOR STATION 7, MONTAINAIR	MOUNTAINAIR	48
28	NMD035806405	PHELPS DODGE MINING CORP	TYRONE	48
29	NM6572124422	HOLLOMAN AIR FORCE BASE	HOLLOMAN AFB	48
30	NMD083212332	SPARTON TECHNOLOGY INC.	ALBUQUERQUE	45
31	NMD000610303	HONEYWELL DEFENSE AVIONICS SYSTEMS DIV.	ALBUQUERQUE	41
32	NM9570024423	KIRTLAND AIR FORCE BASE	ALBUQUERQUE	40
33	NMD980744551	MOTOROLA INC., CERAMIC PRODUCTS	ALBUQUERQUE	38
34	NMD069892594	TRANSPORTATION MANUFACTURING	ROSWELL	35
35	NMD981597065	RIO GRANDE TRUCK REPAIR	LAS CRUCES	33
36	NMD981144132	TRANS MANUFACTURING BUILDING 115 RIAC	ROSWELL	29
37	NMD130109226	LAGUNA INDUSTRIES, INC.	MESITA	24
38	NMD980621197	UNIVERSITY OF NEW MEXICO	ALBUQUERQUE	19
39	NMD041358904	NEW MEXICO INST. OF MINING & TECHNOLOGY	SOCORRO	16
40	NMD980508022	THE P&M COAL MINING COMPANY	GALLUP	16
41	NM8800019434	NASA JOHNSON SPACE CENTER WHITE SANDS	LAS CRUCES	13
42	NMD000333559	UNICHEM INTERNATIONAL INC.	HOBBS	13
43	NMD006975395	PRAGER GENERATING STATION	ALBUQUERQUE	13
44	NMD986670297	CONOCO SAN JUAN GAS	BLOOMFIELD	12
45	NMD000839126	EL PASO NATURAL GAS CO-GALLUP STATION	TOHATCHI	12
46	NMD075088252	NM STATE UNIVERSITY A-MOUNTAIN STORAGE	LAS CRUCES	11
47	NMD000708925	CHEVRON TERMINAL - ALBUQUERQUE	ALBUQUERQUE	10
48	NMD007396930	CHINO MINES COMPANY	HURLEY	10
	NMD360010029	CHINO MINES COMPANY	HURLEY	10
49	NM7572124454	US AIR FORCE CANNON AFB	CANNON AFB	9
50	NMD360010235	LINDRITH STATION	FARMINGTON	9
TOTAL				12,519

NOTES: COLUMNS MAY NOT SUM DUE TO ROUNDING.
STATE MAY HAVE FEWER THAN FIFTY SHIPPERS.

NEW MEXICO

1991 WASTE RECEIPTS

15 NUMBER OF RCRA HAZARDOUS WASTE RECEIVERS: 4

16 QUANTITY OF RCRA HAZARDOUS WASTE RECEIVED: 580 TONS

17 FIFTY LARGEST RCRA HAZARDOUS WASTE RECEIVERS, 1991

RANK	EPA ID	SITE NAME	CITY	QUANTITY RECEIVED (TONS)
1	NMD000804294	SAFETY-KLEEN CORP.	ALBUQUERQUE	496
2	NMD980698849	SAFTY-KLEEN CORP	FARMINGTON	79
3	NMD986673259	INDUSTRIAL DIESEL & SUPPLY	CARLSBAD	4
4	NM5572124456	MELROSE AIR FORCE RANGE	MELROSE	0
TOTAL				580

NOTES: COLUMNS MAY NOT SUM DUE TO ROUNDING.
STATE MAY HAVE FEWER THAN FIFTY FACILITIES THAT RECEIVED WASTE.

18 QUANTITY OF RCRA HAZARDOUS WASTE MANAGED, BY MANAGEMENT METHOD, LIMITED TO WASTE RECEIVED FROM OFF SITE, 1991

MANAGEMENT METHOD	SYSTEM TYPE CODE	QUANTITY MANAGED (TONS)	PERCENTAGE OF QUANTITY	NUMBER OF FACILITIES	PERCENTAGE OF FACILITIES
OTHER TREATMENT	M121-M129	0	100	1	100
TOTAL		0	100	1	100

19 MANAGEMENT METHOD, BY QUANTITY OF RCRA HAZARDOUS WASTE MANAGED, LIMITED TO WASTE RECEIVED FROM OFF SITE, 1991

MANAGEMENT METHOD	SYSTEM TYPE CODE	QUANTITY MANAGED (TONS)	PERCENTAGE OF QUANTITY	NUMBER OF FACILITIES	PERCENTAGE OF FACILITIES
OTHER TREATMENT	M121-M129	0	100	1	100
TOTAL		0	100	1	100

20 MANAGEMENT METHOD AND QUANTITY OF RCRA HAZARDOUS WASTE MANAGED, BY NUMBER OF FACILITIES, LIMITED TO WASTE RECEIVED FROM OFF SITE, 1991

MANAGEMENT METHOD	SYSTEM TYPE CODE	QUANTITY MANAGED (TONS)	PERCENTAGE OF QUANTITY	NUMBER OF FACILITIES	PERCENTAGE OF FACILITIES
OTHER TREATMENT	M121-M129	0	100	1	100
TOTAL		0	100	1	100

NOTE: FACILITIES WITH ONLY STORAGE UNITS ARE EXCLUDED
COLUMNS MAY NOT SUM DUE TO ROUNDING.
COLUMNS MAY NOT SUM TO TOTAL BECAUSE FACILITIES MAY HAVE MULTIPLE HANDLINGS METHODS.

NEW MEXICO

1991 IMPORTS AND EXPORTS

21 QUANTITY OF RCRA HAZARDOUS WASTE IMPORTED: 32 TONS

22 QUANTITY OF RCRA HAZARDOUS WASTE EXPORTED: 4,585,723 TONS

23 QUANTITY AND PERCENTAGE OF RCRA HAZARDOUS WASTEWATER AND NON-WASTEWATER MANAGEMENT IN 1991

MANAGEMENT TYPE	TONS	PERCENTAGE
WASTEWATER	148,901	100
NON-WASTEWATER	31	0
TOTAL	148,932	100

NEW YORK

1991 WASTE GENERATION

1 NUMBER OF RCRA LARGE QUANTITY GENERATORS (LQGS): 2625

2 QUANTITY OF RCRA HAZARDOUS WASTE GENERATED: 941,870 TONS

3 FIFTY LARGEST RCRA HAZARDOUS WASTE GENERATORS IN THE STATE, 1991

RANK	EPA ID	SITE NAME	CITY	TOTAL GENERATED (TONS)
1	NYD002126852	GMC HARRISON DIVISION	LOCKPORT	268,813
2	NYD071586127	REVERE COPPER PRODUCTS INC	ROME	98,271
3	NYD980536288	E I DUPONT DE NEMOURS & CO	NIAGARA FALLS	50,747
4	NYD002014595	NEPERA INC	HARRIMAN	48,756
5	NYD002220804	OLIN CORP	ROCHESTER	45,291
6	NYD980592497	KODAK PARK	ROCHESTER	41,452
7	NYD000688606	ANHEUSER-BUSCH INC	BALDWINSVILLE	36,669
8	NYD084006741	IBM	YORKTOWN	35,545
9	NYD049836679	CWM CHEMICAL SERVICES, INC.	MODEL CITY	25,989
10	NYD002232304	ALUMINUM COM	MASSAENA	21,057
11	NYD002123503	E.I. DUPONT DE NEMOURS AND CO	NIAGARA FALLS	19,251
12	NYD002070118	SCHENECTADY CHEMICALS, INC.	SCHENECTADY	17,182
13	NYD002233039	INTERNATIONAL BUSINESS MACHINES	ENDICOTT	10,691
14	NYD043815703	FRONTIER CHEMICAL	NIAGARA FALLS	10,245
15	NYD080336241	CECOS INTERNATIONAL INC	NIAGARA FALLS	9,208
16	NYD000824482	OCCIDENTAL	NIAGARA FALLS	9,134
17	NYD030215529	AL TECH SPEC	DUNKIRK	7,433
18	NYD066832023	GE PLASTICS	SELKIRK	6,879
19	NYD002123461	OLIN CORPORATION	NIAGARA FALLS	6,460
20	NYD000707901	IBM - EAST FISHKILL	EAST FISHKILL	6,118
21	NYD000691949	CHEMICAL MANAGEMENT, INC.	FARMINGDALE	5,943
22	NYD990774200	US CHROME	BATAVIA	5,631
23	NYD066785650	AUBURN STEEL	AUBURN	4,980
24	NYD980768253	COOPER INDUSTRIES COOPER TOOLS	CORTLAND	4,157
25	NYD981484785	TOSHIBA DISPLAY DEVICE	HORSEHEADS	3,576
26	NYD002234763	EXANS CHEMETI	WATERLOO	3,343
27	NYD986949667	NAPANOCH PAPER MILL	NAPANOCH	3,281
28	NYD980592901	GMC HARRISON DIVISION	LOCKPORT	2,729
29	NYD096920483	PHOTOCIRCUITS CORPORATION	GLEN COVE	2,600
30	NYD002047967	GRUMMAN AEROSPACE CORPORATION	BETHPAGE	2,593
31	NYD002043701	DZUS FASTENER	WEST ISLIP	2,458
32	NYD002218436	ELF ATOCHEM N A INC	PIFFARD	2,217
33	NYD002230902	BRISTOL-MYERS SQUIBB CO.	EAST SYRACUSE	2,193
34	NYD003907367	WITCO CORP	BROOKLYN	2,176
35	NYD002205755	GLEASON WORKS	ROCHESTER	2,167
36	NYD010783967	BUCKBEE-MEARS CORTLAND	CORTLAND	2,118
37	NYD002239440	GENERAL MOTORS	SYRACUSE	2,018
38	NYD060545209	AL TECH SPECIALTY STEEL CORP.	WATERVLIET	1,987
39	NYD981187040	NEW YORK STATE DEPT ENV C DIARSENOL	BUFFALO	1,981
40	NYD002103216	OCCIDENTAL CHEMICAL CORP.	NIAGARA FALLS	1,935
41	NYD002211324	XEROX CORP	WEBSTER	1,871
42	NYD080480734	INTERNATIONAL BUSINESS MACHINES CORP.	POUGHKEEPSIE	1,840
43	NYD057770109	NORTHEAST ENVIRONMENTAL SERVICES INC.	WAMPSVILLE	1,676
44	NY7213820940	WATERVLIET ARSENAL	WATERVLIET	1,622
45	NYD002057040	JAKOBSON SHIPYARD	OYSTER BAY	1,596
46	NYD002241982	HADCO CORP	OWEGO	1,584
47	NYD986910057	BERN METALS SITE	BUFFALO	1,562
48	NYD002106938	OCCIDENTAL CHEMICAL	NORTH TONAWANDA	1,511
49	NYD042352658	CORNING INCORPORATED	CANTON	1,363
50	NYD010021764	MOBIL OIL	INWOOD	1,202
TOTAL				851,102

NOTE: STATE MAY HAVE FEWER THAN FIFTY GENERATORS
CBI DATA HAVE BEEN EXCLUDED FROM THIS STATE'S DATA.

NEW YORK

1991 WASTE GENERATION, CONTINUED

4 QUANTITIES OF WASTE GENERATED IN 1991 THAT WERE

- REPORTED WITH ONLY CHARACTERISTIC WASTE CODES
- REPORTED WITH ONLY LISTED WASTE CODES
- REPORTED WITH BOTH CHARACTERISTIC AND LISTED WASTE CODES

WASTE HAS ONLY CHARACTERISTIC CODES	TONS OF WASTE GENERATED	WASTE HAS ONLY LISTED CODES	TONS OF WASTE GENERATED	WASTE HAS BOTH CHARACTERISTIC AND LISTED CODES	TONS OF WASTE GENERATED
ONLY IGNITABLE	12,176	ONLY AN F CODE	236,544		
ONLY CORROSIVE	163,052	ONLY A K CODE	13,622		
ONLY REACTIVE	1,681	ONLY A P CODE	448		
ONLY D004-17	323,933	ONLY A U CODE	4,374		
ONLY D018-D043	76,597				
HAS MORE THAN ONE CHARACTERISTIC CODE	37,659	HAS MORE THAN ONE LISTED CODE	1,245		
TOTAL	615,098	TOTAL	256,233	TOTAL CHAR. AND LISTED	69,894

5 QUANTITIES OF WASTE GENERATED IN 1991 THAT WERE MULTIPLY CODED

WASTE HAS ONLY CHARACTERISTIC CODES BUT MORE THAN ONE APPLIES	TONS OF WASTE GENERATED	ONLY LISTED CODES BUT HAS MORE THAN ONE	TONS OF WASTE GENERATED	BOTH CHAR. & LISTED CODES	TONS OF WASTE GENERATED
HAS IGNITABLE CODE	24,540			IGN. W/ AT LEAST 1 LSTD	45,620
HAS CORROSIVE CODE	14,970			CORR. W/ AT LEAST 1 LSTD	5,259
HAS REACTIVE CODE	5,541			REACT. W/ AT LEAST 1 LSTD	310
HAS D004-D017 CODE	27,303			D004-17 W/ AT LEAST 1 LSTD	19,474
HAS D018-D043 CODE	23,306			D018-43 W/ AT LEAST 1 LSTD	30,086
		HAS AN F CODE	950	F WASTE W/ AT LEAST 1 CHAR	62,862
		HAS A K CODE	648	K WASTE W/ AT LEAST 1 CHAR	4,654
		HAS A P CODE	316	P WASTE W/ AT LEAST 1 CHAR	197
		HAS A U CODE	575	U WASTE W/ AT LEAST 1 CHAR	17,059
TOTAL	37,659	TOTAL	1,245	TOTAL	69,894

NOTE: COLUMNS DO NOT SUM TO TOTAL BECAUSE A WASTE CODE MAY APPLY TO MORE THAN ONE WASTE.
MIXTURES WITH IGNITABLE, CORROSIVE, REACTIVE, D004-17, AND D018-43 CHARACTERISTIC CODES ALSO MAY CONTAIN OTHER CHARACTERISTIC WASTE CODES.
SIMILARLY, WASTES WITH F,K,P, AND U LISTED CODES MAY HAVE OTHER LISTED WASTE CODES
CBI DATA HAVE BEEN EXCLUDED FROM THIS STATE'S DATA.

NEW YORK

WASTE MANAGEMENT

6 NUMBER OF RCRA TSD FACILITIES: 107

7 QUANTITY OF RCRA HAZARDOUS WASTE MANAGED: 1,129,382 TONS

8 FIFTY LARGEST RCRA HAZARDOUS WASTE MANAGEMENT FACILITIES, 1991

RANK	EPAID	SITE NAME	CITY	TONS OF WASTE MANAGED
1	NYD986874501	INTERNATIONAL BUSINESS MACHINES CORP.	OWEGO	567,590
2	NYD049836679	CWM CHEMICAL SERVICES, INC.	MODEL CITY	197,756
3	NYD071586127	REVERE COPPER PRODUCTS INC	ROME	98,249
4	NYD080336241	CECOS INTERNATIONAL INC	NIAGARA FALLS	72,241
5	NYD002014595	NEPERA INC	HARRIMAN	48,630
6	NYD084006741	IBM	YORKTOWN	35,166
7	NYD980592497	KODAK PARK	ROCHESTER	34,348
8	NYD002070118	SCHENECTADY CHEMICALS, INC.	SCHENECTADY	17,964
9	NYD043815703	FRONTIER CHEMICAL	NIAGARA FALLS	10,698
10	NYD000691949	CHEMICAL MANAGEMENT, INC.	FARMINGDALE	10,383
11	NYD080469935	NORLITE CORPORATION	COHOES	10,299
12	NYD066832023	GE PLASTICS	SELKIRK	6,324
13	NYD980768253	COOPER INDUSTRIES COOPER TOOLS	CORTLAND	4,151
14	NYD030215529	AL TECH SPEC	DUNKIRK	3,799
15	NYD000824482	OCCIDENTAL	NIAGARA FALLS	3,124
16	NYD002234763	EXANS CHEMETI	WATERLOO	1,515
17	NYD013277454	SOLVENTS & PET	SYRACUSE	1,350
18	NYD057770109	NORTHEAST ENVIRONMENTAL SERVICES INC.	WAMPSVILLE	1,319
19	NYD981182769	KBF POLLUTION	NORTH LINDENHURST	1,208
20	NYD980593636	CON ED - ASTORIA SITE	NEW YORK	1,205
21	NYD057722258	PRIDE SOLVENTS & CHEMICAL	WEST BABYLON	606
22	NYD002218436	ELF ATOCHEM N A INC	PIFFARD	390
23	NYD002240638	REMINGTON ARMS COMPANY INC	ILION	346
24	NYD000632372	BDT INC	CLARENCE	230
25	NYD091894899	TEXACO INC.	GLENHAM	116
26	NYD002044196	AMP-AKZO ADDITIVE CIRCUITS	AQUEBOGUE	104
27	NYD093256063	GENERAL ELECTRIC	FORT EDWARD	83
28	NYD002070100	SCHENECTADY CHEMICALS, INC.	SCHENECTADY	46
29	NYD048148175	MERCURY REFINING	ALBANY	37
30	NYD002103216	OCCIDENTAL CHEMICAL CORP.	NIAGARA FALLS	29
31	NYD980779540	W VALLEY DEM	WEST VALLEY	26
32	NYD002232304	ALUMINUM COM	MASSAENA	16
33	NYD071094197	GE R&D	NISKAYUNA	9
34	NY0213820830	SENECA ARMY	ROMULUS	9
35	NYD074037193	ATTICA CORRECTIONAL FACILITY	ATTICA	7
36	NYD000631994	UNIVERSITY OF ROCHESTER	ROCHESTER	5
37	NYD000799122	IRECO INC	PORT EWEN	4
38	NY6890008992	USDOE/KNOLLS ATOMIC POWER LAB	NUSKAYUNA	0
TOTAL				1,129,382

NOTE: STATE MAY HAVE FEWER THAN FIFTY FACILITIES THAT MANAGED WASTES.
WASTE ONLY MANAGED BY STORAGE IS NOT INCLUDED.
CBI DATA HAVE BEEN EXCLUDED FROM THIS STATE'S DATA.

NEW YORK

WASTE MANAGEMENT, CONTINUED

9 QUANTITY OF RCRA HAZARDOUS WASTE MANAGED BY MANAGEMENT METHOD, 1991

MANAGEMENT METHOD	SYSTEM TYPE CODE	QUANTITY MANAGED (TONS)	PERCENTAGE OF QUANTITY	NUMBER OF FACILITIES	PERCENTAGE OF FACILITIES
METALS RECOVERY (FOR REUSE)	M011-M019	1,244	0	2	3
SOLVENTS RECOVERY	M021-M029	2,155	0	7	12
OTHER RECOVERY	M031-M039	3,799	0	1	2
INCINERATION	M041-M049	74,302	7	6	10
ENERGY RECOVERY (REUSE AS FUEL)	M051-M059	25,237	2	5	8
FUEL BLENDING	M061-----	6,318	1	3	5
AQUEOUS INORGANIC TREATMENT	M071-M079	114,440	10	8	13
AQUEOUS ORGANIC TREATMENT	M081-M089	676,150	60	6	10
AQUEOUS ORGANIC AND INORGANIC TREATMENT	M091-M099	26,384	2	3	5
SLUDGE TREATMENT	M101-M109	110	0	1	2
STABILIZATION	M111-M119	87,458	8	2	3
OTHER TREATMENT	M121-M129	25,369	2	13	22
LANDFILL	M132-DISP	86,407	8	1	2
OTHER DISPOSAL SPECIFIED IN COMMENTS	M137-DISP	10	0	2	3
TOTAL		1,129,382	100	38	100

10 MANAGEMENT METHOD, BY QUANTITY OF RCRA HAZARDOUS WASTE MANAGED, 1991

MANAGEMENT METHOD	SYSTEM TYPE CODE	QUANTITY MANAGED (TONS)	PERCENTAGE OF QUANTITY	NUMBER OF FACILITIES	PERCENTAGE OF FACILITIES
AQUEOUS ORGANIC TREATMENT	M081-M089	676,150	60	6	10
AQUEOUS INORGANIC TREATMENT	M071-M079	114,440	10	8	13
STABILIZATION	M111-M119	87,458	8	2	3
LANDFILL	M132-DISP	86,407	8	1	2
INCINERATION	M041-M049	74,302	7	6	10
AQUEOUS ORGANIC AND INORGANIC TREATMENT	M091-M099	26,384	2	3	5
OTHER TREATMENT	M121-M129	25,369	2	13	22
ENERGY RECOVERY (REUSE AS FUEL)	M051-M059	25,237	2	5	8
FUEL BLENDING	M061-----	6,318	1	3	5
OTHER RECOVERY	M031-M039	3,799	0	1	2
SOLVENTS RECOVERY	M021-M029	2,155	0	7	12
METALS RECOVERY (FOR REUSE)	M011-M019	1,244	0	2	3
SLUDGE TREATMENT	M101-M109	110	0	1	2
OTHER DISPOSAL SPECIFIED IN COMMENTS	M137-DISP	10	0	2	3
TOTAL		1,129,382	100	38	100

NOTE: FACILITIES WITH ONLY STORAGE UNITS ARE EXCLUDED.
COLUMNS MAY NOT SUM DUE TO ROUNDING.
COLUMNS MAY NOT SUM TO TOTAL BECAUSE FACILITIES MAY HAVE MULTIPLE HANDLINGS METHODS.
CBI DATA HAVE BEEN EXCLUDED FROM THIS STATE'S DATA.

NEW YORK

WASTE MANAGEMENT, CONTINUED

11 MANAGEMENT METHOD AND QUANTITY OF RCRA HAZARDOUS WASTE MANAGED BY NUMBER OF FACILITIES, 1991

MANAGEMENT METHOD	SYSTEM TYPE CODE	QUANTITY MANAGED (TONS)	PERCENTAGE OF QUANTITY	NUMBER OF FACILITIES	PERCENTAGE OF FACILITIES
OTHER TREATMENT	M121-M129	25,369	2	13	22
AQUEOUS INORGANIC TREATMENT	M071-M079	114,440	10	8	13
SOLVENTS RECOVERY	M021-M029	2,155	0	7	12
INCINERATION	M041-M049	74,302	7	6	10
AQUEOUS ORGANIC TREATMENT	M081-M089	676,150	60	6	10
ENERGY RECOVERY (REUSE AS FUEL)	M051-M059	25,237	2	5	8
FUEL BLENDING	M061-----	6,318	1	3	5
AQUEOUS ORGANIC AND INORGANIC TREATMENT	M091-M099	26,384	2	3	5
METALS RECOVERY (FOR REUSE)	M011-M019	1,244	0	2	3
STABILIZATION	M111-M119	87,458	8	2	3
OTHER DISPOSAL SPECIFIED IN COMMENTS	M137-DISP	10	0	2	3
OTHER RECOVERY	M031-M039	3,799	0	1	2
SLUDGE TREATMENT	M101-M109	110	0	1	2
LANDFILL	M132-DISP	86,407	8	1	2
TOTAL		1,129,382	100	38	100

NOTE: FACILITIES WITH ONLY STORAGE UNITS ARE EXCLUDED.
COLUMNS MAY NOT SUM DUE TO ROUNDING.
COLUMNS MAY NOT SUM TO TOTAL BECAUSE FACILITIES MAY HAVE MULTIPLE HANDLINGS METHODS.
CBI DATA HAVE BEEN EXCLUDED FROM THIS STATE'S DATA.

NEW YORK

1991 WASTE SHIPMENTS

12 NUMBER OF RCRA HAZARDOUS WASTE SHIPPERS: 2620

13 QUANTITY OF RCRA HAZARDOUS WASTE SHIPPED: 648,810 TONS

14 FIFTY LARGEST RCRA HAZARDOUS WASTE SHIPPERS, 1991

RANK	EPA ID	SITE NAME	CITY	QUANTITY SHIPPED (TONS)
1	NYD002126852	GMC HARRISON DIVISION	LOCKPORT	268,813
2	NYD002069748	CIBA-GEIGY	QUEENSBURY	52,825
3	NYD980536288	E I DUPONT DE NEMOURS & CO	NIAGARA FALLS	50,747
4	NYD000688606	ANHEUSER-BUSCH INC	BALDWINSVILLE	36,669
5	NYD002232304	ALUMINUM COM	MASSAENA	18,683
6	NYD043815703	FRONTIER CHEMICAL	NIAGARA FALLS	11,822
7	NYD002233039	INTERNATIONAL BUSINESS MACHINES	ENDICOTT	10,650
8	NYD980592497	KODAK PARK	ROCHESTER	9,781
9	NYD000691949	CHEMICAL MANAGEMENT, INC.	FARMINGDALE	9,222
10	NYD000707901	IBM - EAST FISHKILL	EAST FISHKILL	6,651
11	NYD000824482	OCCIDENTAL	NIAGARA FALLS	6,534
12	NYD002123461	OLIN CORPORATION	NIAGARA FALLS	6,449
13	NYD066785650	AUBURN STEEL	AUBURN	5,000
14	NYD002126845	FMC CORP	MIDDLEPORT	4,216
15	NYD057770109	NORTHEAST ENVIRONMENTAL SERVICES INC.	WAMPSVILLE	3,848
16	NYD030215529	AL TECH SPEC	DUNKIRK	3,635
17	NYD986949667	NAPANOCH PAPER MILL	NAPANOCH	3,281
18	NYD049836679	CWM CHEMICAL SERVICES, INC.	MODEL CITY	3,068
19	NYD981484785	TOSHIBA DISPLAY DEVICE	HORSEHEADS	2,924
20	NYD980592901	GMC HARRISON DIVISION	LOCKPORT	2,729
21	NYD002047967	GRUMMAN AEROSPACE CORPORATION	BETHPAGE	2,616
22	NYD096920483	PHOTOCIRCUITS CORPORATION	GLEN COVE	2,600
23	NYD002043701	DZUS FASTENER	WEST ISLIP	2,458
24	NYD002230902	BRISTOL-MYERS SQUIBB CO.	EAST SYRACUSE	2,234
25	NYD003907367	WITCO CORP	BROOKLYN	2,175
26	NYD010783967	BUCKBEE-MEARS CORTLAND	CORTLAND	2,114
27	NYD000708198	SAFETY-KLEEN	NORTH AMITYVILLE	2,060
28	NYD002239440	GENERAL MOTORS	SYRACUSE	2,018
29	NYD060545209	AL TECH SPECIALTY STEEL CORP.	WATERVLIET	1,987
30	NYD981187040	NEW YORK STATE DEPT ENV C DIARSENOL	BUFFALO	1,981
31	NYD002234763	EXANS CHEMETI	WATERLOO	1,945
32	NYD002103216	OCCIDENTAL CHEMICAL CORP.	NIAGARA FALLS	1,906
33	NYD002218436	ELF ATOCHEM N A INC	PIFFARD	1,899
34	NYD002123503	E.I. DUPONT DE NEMOURS AND CO	NIAGARA FALLS	1,864
35	NYD002211324	XEROX CORP	WEBSTER	1,860
36	NYD080480734	INTERNATIONAL BUSINESS MACHINES CORP.	POUGHKEEPSIE	1,845
37	NYD080336241	CECOS INTERNATIONAL INC	NIAGARA FALLS	1,744
38	NY7213820940	WATERVLIET ARSENAL	WATERVLIET	1,622
39	NYD002057040	JAKOBSON SHIPYARD	OYSTER BAY	1,596
40	NYD002241982	HADCO CORP	OWEGO	1,570
41	NYD986910057	BERN METALS SITE	BUFFALO	1,562
42	NYD042352658	CORNING INCORPORATED	CANTON	1,323
43	NYD010021764	MOBIL OIL	INWOOD	1,202
44	NYD006977086	ROTH BROS. SMELTING CORP	EAST SYRACUSE	1,196
45	NYD002070100	SCHENECTADY CHEMICALS, INC.	SCHENECTADY	1,182
46	NYD010779098	ANITEC IMAGE, DIVISION OF INTL PAPER CO.	BINGHAMTON	1,076
47	NYD980592570	FENLEY & NICOL	DEER PARK	1,073
48	NYD000632372	BDT INC	CLARENCE	1,054
49	NYD000705947	KODAK BG 701	ROCHESTER	1,045
50	NY4571924774	PLATTSB USAF	PLATTSBG AFB	1,034
TOTAL				569,387

NOTES: COLUMNS MAY NOT SUM DUE TO ROUNDING.
STATE MAY HAVE FEWER THAN FIFTY SHIPPERS.
CBI DATA HAVE BEEN EXCLUDED FROM THIS STATE'S DATA.

NEW YORK

1991 WASTE RECEIPTS

15 NUMBER OF RCRA HAZARDOUS WASTE RECEIVERS: 37

16 QUANTITY OF RCRA HAZARDOUS WASTE RECEIVED: 304,957 TONS

17 FIFTY LARGEST RCRA HAZARDOUS WASTE RECEIVERS, 1991

RANK	EPA ID	SITE NAME	CITY	QUANTITY RECEIVED (TONS)
1	NYD049836679	CWM CHEMICAL SERVICES, INC.	MODEL CITY	174,090
2	NYD080336241	CECOS INTERNATIONAL INC	NIAGARA FALLS	64,783
3	NYD043815703	FRONTIER CHEMICAL	NIAGARA FALLS	13,510
4	NYD000691949	CHEMICAL MANAGEMENT, INC.	FARMINGDALE	12,653
5	NYD080469935	NORLITE CORPORATION	COHOES	10,299
6	NYD980753784	SAFETY-KLEEN	AVON	3,266
7	NYD057770109	NORTHEAST ENVIRONMENTAL SERVICES INC.	WAMPSVILLE	3,197
8	NYD082785429	CHEMICAL POLLUTION CONTROL	BAY SHORE	2,962
9	NYD095577342	INDUSTRIAL OILTANK SERVICE	VERONA	2,422
10	NYD000708172	SAFETY-KLEEN	THORNWOOD	1,845
11	NYD000708198	SAFETY-KLEEN	NORTH AMITYVILLE	1,777
12	NYD980785760	SAFETY-KLEEN	WOODSIDE	1,370
13	NYD049253719	ASHLAND CHEMICAL INC	BINGHAMTON	1,318
14	NYD980592497	KODAK PARK	ROCHESTER	1,225
15	NYD981182769	KBF POLLUTION	NORTH LINDENHURST	1,208
16	NYD980593636	CON ED - ASTORIA SITE	NEW YORK	1,205
17	NYD000708164	SAFETY-KLEEN	CONGERS	1,165
18	NYD000824581	SAFETY-KLEEN	SYRACUSE	1,030
19	NYD002070118	SCHENECTADY CHEMICALS, INC.	SCHENECTADY	1,018
20	NYD981556541	SAFETY-KLEEN	LACKAQANNA	966
21	NYD000824482	OCCIDENTAL	NIAGARA FALLS	862
22	NYD057722258	PRIDE SOLVENTS & CHEMICAL	WEST BABYLON	669
23	NYD013277454	SOLVENTS & PET	SYRACUSE	650
24	NYD049178296	RADIAC RESEARCH CORP	BROOKLYN	552
25	NYD077444263	CHEM WST DSP	ASTORIA	458
26	NYD000632372	BDT INC	CLARENCE	218
27	NYD045662921	N D L ORGANIZATION	PEEKSKILL	85
28	NYD048148175	MERCURY REFINING	ALBANY	37
29	NYD006866008	LILCO HICKSVILLE OPER.	HICKSVILLE	35
30	NYD002047967	GRUMMAN AEROSPACE CORPORATION	BETHPAGE	25
31	NYD080480734	INTERNATIONAL BUSINESS MACHINES CORP.	POUGHKEEPSIE	17
32	NYD002084135	GENERAL ELECTRIC COMPANY	SCHENECTADY	16
33	NYD000818781	ROCHESTER G & E CORP. - BROOKS AVE.	ROCHESTER	12
34	NYD000708206	SAFETY-KLEEN	LATHAM	8
35	NYD093256063	GENERAL ELECTRIC	FORT EDWARD	2
36	NYD000631994	UNIVERSITY OF ROCHESTER	ROCHESTER	2
37	NYD000705905	CENTRAL HUDSON GAS & ELECTIC	CLINTONDALE	1
TOTAL				304,957

NOTES: COLUMNS MAY NOT SUM DUE TO ROUNDING.
STATE MAY HAVE FEWER THAN FIFTY FACILITIES THAT RECEIVED WASTE.
CBI DATA HAVE BEEN EXCLUDED FROM THIS STATE'S DATA.

NEW YORK

1991 WASTE RECEIPTS, CONTINUED

18 QUANTITY OF RCRA HAZARDOUS WASTE MANAGED, BY MANAGEMENT METHOD, LIMITED TO WASTE RECEIVED FROM OFF SITE, 1991

MANAGEMENT METHOD	SYSTEM TYPE CODE	QUANTITY MANAGED (TONS)	PERCENTAGE OF QUANTITY	NUMBER OF FACILITIES	PERCENTAGE OF FACILITIES
METALS RECOVERY (FOR REUSE)	M011-M019	1,244	0	2	6
SOLVENTS RECOVERY	M021-M029	1,241	0	3	9
INCINERATION	M041-M049	1,945	1	3	9
ENERGY RECOVERY (REUSE AS FUEL)	M051-M059	10,299	4	1	3
FUEL BLENDING	M061-----	6,242	2	3	9
AQUEOUS INORGANIC TREATMENT	M071-M079	11,693	4	5	16
AQUEOUS ORGANIC TREATMENT	M081-M089	64,768	24	3	9
AQUEOUS ORGANIC AND INORGANIC TREATMENT	M091-M099	905	0	3	9
SLUDGE TREATMENT	M101-M109	110	0	1	3
STABILIZATION	M111-M119	87,458	32	2	6
OTHER TREATMENT	M121-M129	3,148	1	5	16
LANDFILL	M132-DISP	85,398	31	1	3
TOTAL		274,451	100	17	100

19 MANAGEMENT METHOD, BY QUANTITY OF RCRA HAZARDOUS WASTE MANAGED, LIMITED TO WASTE RECEIVED FROM OFF SITE, 1991

MANAGEMENT METHOD	SYSTEM TYPE CODE	QUANTITY MANAGED (TONS)	PERCENTAGE OF QUANTITY	NUMBER OF FACILITIES	PERCENTAGE OF FACILITIES
STABILIZATION	M111-M119	87,458	32	2	6
LANDFILL	M132-DISP	85,398	31	1	3
AQUEOUS ORGANIC TREATMENT	M081-M089	64,768	24	3	9
AQUEOUS INORGANIC TREATMENT	M071-M079	11,693	4	5	16
ENERGY RECOVERY (REUSE AS FUEL)	M051-M059	10,299	4	1	3
FUEL BLENDING	M061-----	6,242	2	3	9
OTHER TREATMENT	M121-M129	3,148	1	5	16
INCINERATION	M041-M049	1,945	1	3	9
METALS RECOVERY (FOR REUSE)	M011-M019	1,244	0	2	6
SOLVENTS RECOVERY	M021-M029	1,241	0	3	9
AQUEOUS ORGANIC AND INORGANIC TREATMENT	M091-M099	905	0	3	9
SLUDGE TREATMENT	M101-M109	110	0	1	3
TOTAL		274,451	100	17	100

20 MANAGEMENT METHOD AND QUANTITY OF RCRA HAZARDOUS WASTE MANAGED, BY NUMBER OF FACILITIES, LIMITED TO WASTE RECEIVED FROM OFF SITE, 1991

MANAGEMENT METHOD	SYSTEM TYPE CODE	QUANTITY MANAGED (TONS)	PERCENTAGE OF QUANTITY	NUMBER OF FACILITIES	PERCENTAGE OF FACILITIES
AQUEOUS INORGANIC TREATMENT	M071-M079	11,693	4	5	16
OTHER TREATMENT	M121-M129	3,148	1	5	16
SOLVENTS RECOVERY	M021-M029	1,241	0	3	9
INCINERATION	M041-M049	1,945	1	3	9
FUEL BLENDING	M061-----	6,242	2	3	9
AQUEOUS ORGANIC TREATMENT	M081-M089	64,768	24	3	9
AQUEOUS ORGANIC AND INORGANIC TREATMENT	M091-M099	905	0	3	9
METALS RECOVERY (FOR REUSE)	M011-M019	1,244	0	2	6
STABILIZATION	M111-M119	87,458	32	2	6
ENERGY RECOVERY (REUSE AS FUEL)	M051-M059	10,299	4	1	3
SLUDGE TREATMENT	M101-M109	110	0	1	3
LANDFILL	M132-DISP	85,398	31	1	3
TOTAL		274,451	100	17	100

NOTE: FACILITIES WITH ONLY STORAGE UNITS ARE EXCLUDED
COLUMNS MAY NOT SUM DUE TO ROUNDING.
COLUMNS MAY NOT SUM TO TOTAL BECAUSE FACILITIES MAY HAVE MULTIPLE HANDLINGS METHODS.
CBI DATA HAVE BEEN EXCLUDED FROM THIS STATE'S DATA.

NEW YORK

1991 IMPORTS AND EXPORTS

21 QUANTITY OF RCRA HAZARDOUS WASTE IMPORTED: 172,607 TONS

22 QUANTITY OF RCRA HAZARDOUS WASTE EXPORTED: 4,585,723 TONS

23 QUANTITY AND PERCENTAGE OF RCRA HAZARDOUS WASTEWATER AND NON-WASTEWATER MANAGEMENT IN 1991

MANAGEMENT TYPE	TONS	PERCENTAGE
WASTEWATER	891,394	79
NON-WASTEWATER	237,988	21
TOTAL	1,129,382	100

NOTE: CBI DATA HAVE BEEN EXCLUDED FROM THIS STATE'S DATA.

NORTH CAROLINA

1991 WASTE GENERATION

1 NUMBER OF RCRA LARGE QUANTITY GENERATORS (LQGS): 582

2 QUANTITY OF RCRA HAZARDOUS WASTE GENERATED: 281,849 TONS

3 FIFTY LARGEST RCRA HAZARDOUS WASTE GENERATORS IN THE STATE, 1991

RANK	EPA ID	SITE NAME	CITY	TOTAL GENERATED (TONS)
1	NCD042091975	MALLINCKRODT S.C.C. RALEIGH PLT.	RALEIGH	70,964
2	NCD049773666	STORK SCREENS AMERICA, INC	CHARLOTTE	59,470
3	NCD045646924	ILCO UNICAN CORP	ROCKY MOUNT	36,507
4	NCD048181218	CAROLINA GALVANIZING CORPORATION	ABERDEEN	18,943
5	NCD089158323	YALE MATERIAL HANDLING	LENOIR	12,890
6	NCD067200949	CROFT METALS INC OF NC	LUMBER BRIDGE	8,260
7	NCD045924339	ACME UNITED CORP	FREMONT	7,427
8	NCD991302498	ENGINEERED CONTROLS INTERNATIONAL, INC.	ELONE COLLEGE	6,285
9	NCD003162542	ALUMINUM CO. OF AMERICA BADIN WORKS	BADIN	3,253
10	NCD093340487	FLORIDA STEEL CORP. STEEL MILL	CHARLOTTE	2,840
11	NCD047373766	BURROUGHS WELLCOME CO	GREENVILLE	2,550
12	NCD097363527	WATTS REGULATOR REGTROL/ENERSCO	SPINDALE	2,408
13	NCD041048448	REXHAM CORPORATION	MATTHEWS	1,423
14	NCD003232030	LILLY COMPANY INC	HIGH POINT	1,327
15	NCD121700777	HERITAGE ENVIRONMENTAL SERVICES	CHARLOTTE	1,293
16	NCD093137636	GENERAL WOOD PRESERVING COMPANY INC	LELAND	1,266
17	NCD085074821	HOECHST CELANESE CORP.	MOUNT HOLLY	1,232
18	NCD982114373	KONICA MFG., USA, INC.	WHITSETT	983
19	NCD109025932	RESINALL CORPORATION	SEVERN	925
20	NCD067441394	RJ REYNOLDS TOBACCO CO #604	WINSTON-SALEM	890
21	NCD041415019	THE VALSPAR CORPORATION	HIGH POINT	846
22	NCD006390561	AKZO COATINGS, INC	HIGH POINT	789
23	NCD980559660	HARRIS SEMICONDUCTOR	RTP	760
24	NC1170027261	US MARINE CORP. AIR STATION	HAVELOCK	713
25	NCD091245498	FREIGHTLINER CORPORATION	MT. HOLLY	612
26	NCD000623074	COLONIAL PIPELINE COMPANY	PAW CREEK	567
27	NCD095465035	NEPTCO, INC.	LENOIR	553
28	NCD001810365	SANDOZ CHEMICALS CORP.	CHARLOTTE	535
29	NCD091568279	FEDERAL PAPER BOARD CO.,INC.	DURHAM	530
30	NCD049997786	BASF CORPORATION, INMONT DIVISION	MORGANTON	528
31	NCD000609834	PHILLIPS PIPE LINE CO. GREENSBORO TERN.	GREENSBORO	506
32	NCD086872082	TECHNOGRAPHICS PRINTWORLD, INC.	MONROE	474
33	NCD050409150	GENERAL ELECTRIC CO INC	WILMINGTON	462
34	NCD000771964	FMC CORPORATION, LITHIUM DIV.	BESSEMER CITY	443
35	NCD101740215	GLAXO INC.	ZEBULON	437
36	NCD030511976	AEROQUIP CORPORATION	MOORESVILLE	435
37	NCD003190386	DUPONT EI DE NEMOURS & CO.	KINSTON	431
38	NCD003448453	HAMMARY PLANT #14	GRANITE FALLS	422
39	NCD057038168	COLONIAL PIPELINE COMPANY	GREENSBORO	421
40	NCD006997795	US AIR	WINSTON-SALEM	418
41	NCD000605006	SHELL OIL COMPANY	CHARLOTTE	416
42	NCD003159084	HAMMARY PLANT #15	LENIOR	397
43	NCD085083004	DANAHER TOOL GROUP (EASCO HAND TOOL)	GASTONIA	390
44	NCD044514602	R.J. REYNOLDS TOBACCO CO # 200	WINSTON-SALEM	387
45	NCD000735902	MARATHON OIL CO. (CHAR.TERM)	PAW CREEK	345
46	NCD990868168	SUN CHEMICAL COMPANY	CHARLOTTE	343
47	NCD000616581	CONOCO, INC GREENSBORO TERMINAL	GREENSBORO	339
48	NCD045924487	EASCO ALUMINUM	WINTON	332
49	NCD038547519	KEMET ELECTRONICS CORP	SHELBY	330
50	NCD093787307	PLANTATION PIPE LINE CO GN FACILITY	GREENSBORO	327
TOTAL				255,624

NOTE: STATE MAY HAVE FEWER THAN FIFTY GENERATORS

NORTH CAROLINA

1991 WASTE GENERATION, CONTINUED

4 QUANTITIES OF WASTE GENERATED IN 1991 THAT WERE

- REPORTED WITH ONLY CHARACTERISTIC WASTE CODES
- REPORTED WITH ONLY LISTED WASTE CODES
- REPORTED WITH BOTH CHARACTERISTIC AND LISTED WASTE CODES

WASTE HAS ONLY CHARACTERISTIC CODES	TONS OF WASTE GENERATED	WASTE HAS ONLY LISTED CODES	TONS OF WASTE GENERATED	WASTE HAS BOTH CHARACTERISTIC AND LISTED CODES	TONS OF WASTE GENERATED
ONLY IGNITABLE	6,005	ONLY AN F CODE	20,153		
ONLY CORROSIVE	20,405	ONLY A K CODE	9,996		
ONLY REACTIVE	501	ONLY A P CODE	15		
ONLY D004-17	129,614	ONLY A U CODE	632		
ONLY D018-D043	70,894				
HAS MORE THAN ONE CHARACTERISTIC CODE	5,979	HAS MORE THAN ONE LISTED CODE	5		
TOTAL	233,398	TOTAL	30,801	TOTAL CHAR. AND LISTED	17,582

5 QUANTITIES OF WASTE GENERATED IN 1991 THAT WERE MULTIPLY CODED

WASTE HAS ONLY CHARACTERISTIC CODES BUT MORE THAN ONE APPLIES	TONS OF WASTE GENERATED	ONLY LISTED CODES BUT HAS MORE THAN ONE	TONS OF WASTE GENERATED	BOTH CHAR. & LISTED CODES	TONS OF WASTE GENERATED
HAS IGNITABLE CODE	4,328			IGN. W/ AT LEAST 1 LSTD	15,658
HAS CORROSIVE CODE	1,790			CORR. W/ AT LEAST 1 LSTD	446
HAS REACTIVE CODE	309			REACT. W/ AT LEAST 1 LSTD	95
HAS D004-D017 CODE	1,911			D004-17 W/ AT LEAST 1 LSTD	3,739
HAS D018-D043 CODE	4,257			D018-43 W/ AT LEAST 1 LSTD	5,130
		HAS AN F CODE	5	F WASTE W/ AT LEAST 1 CHAR	16,878
		HAS A K CODE	0	K WASTE W/ AT LEAST 1 CHAR	1,721
		HAS A P CODE	0	P WASTE W/ AT LEAST 1 CHAR	20
		HAS A U CODE	5	U WASTE W/ AT LEAST 1 CHAR	367
TOTAL	5,979	TOTAL	5	TOTAL	17,582

NOTE: COLUMNS DO NOT SUM TO TOTAL BECAUSE A WASTE CODE MAY APPLY TO MORE THAN ONE WASTE.
MIXTURES WITH IGNITABLE, CORROSIVE, REACTIVE, D004-17, AND D018-43 CHARACTERISTIC CODES ALSO MAY CONTAIN OTHER CHARACTERISTIC WASTE CODES.
SIMILARLY, WASTES WITH F,K,P, AND U LISTED CODES MAY HAVE OTHER LISTED WASTE CODES

NORTH CAROLINA

WASTE MANAGEMENT

6 NUMBER OF RCRA TSD FACILITIES: 74

7 QUANTITY OF RCRA HAZARDOUS WASTE MANAGED: 252,993 TONS

8 FIFTY LARGEST RCRA HAZARDOUS WASTE MANAGEMENT FACILITIES, 1991

RANK	EPAID	SITE NAME	CITY	TONS OF WASTE MANAGED
1	NCD003237948	GENERAL ELECTRIC CO.	HICKORY	98,254
2	NCD042091975	MALLINCKRODT S.C.C. RALEIGH PLT.	RALEIGH	63,434
3	NCD045646924	ILCO UNICAN CORP	ROCKY MOUNT	36,476
4	NCD048181218	CAROLINA GALVANIZING CORPORATION	ABERDEEN	18,202
5	NCD000773655	OLDOVER CORPORATION	NORWOOD	11,196
6	NCD067200949	CROFT METALS INC OF NC	LUMBER BRIDGE	8,200
7	NCD121700777	HERITAGE ENVIRONMENTAL SERVICES	CHARLOTTE	4,906
8	NCD980842132	ECOFLO INCORPORATED	GREENSBORO	4,814
9	NCD047373766	BURROUGHS WELLCOME CO	GREENVILLE	2,536
10	NCD097363527	WATTS REGULATOR REGTROL/ENERSCO	SPINDALE	1,402
11	NCD049773245	DETREX CORPORATION	CHARLOTTE	702
12	NCD003173358	DURABLE WOOD PRESERVERS INC	CHARLOTTE	673
13	NCD109025932	RESINALL CORPORATION	SEVERN	561
14	NCD055162069	PELTON & CRANE COMPANY	CHARLOTTE	379
15	NCD000771964	FMC CORPORATION, LITHIUM DIV.	BESSEMER CITY	365
16	NCD095119210	SAFT NIFE INC	GREENVILLE	357
17	NCD001810365	SANDOZ CHEMICALS CORP.	CHARLOTTE	356
18	NCD982093783	UNC AT CHAPEL HILL HAZARDOUS MARTEIALS	CHAPEL HILL	56
19	NCD000830737	NORTH CAROLINA STATE UNIVERSITY	RALEIGH	23
20	NCD000604322	SINGER FURNITURE COMPANY	LENOIR	21
21	NCD083673681	KEARFOTT GUIDANCE & NAVIGATION	BLACK MOUNTAIN	20
22	NCD077828358	T.I. INDUSTRIES/INDIANA MOULDING	LEXINGTON	17
23	NC6170022580	U.S. MARINE CORPS. BASE	CAMP LEJEUNE	13
24	NCD047368642	DUPONT EI DE NEMOURS & CO INC	FAYETTEVILLE	11
25	NC2750890004	NATL INST OF ENVR HEALTH SCIENCE	RTP	11
26	NCD095459392	JET RESEARCH CENTER, INC.	SWANNANOA	7
27	NCD980798839	MERCK PHARMACEUTICAL	WILSON	2
28	NC1170027261	US MARINE CORP. AIR STATION	HAVELOCK	0
TOTAL				252,993

NOTE: STATE MAY HAVE FEWER THAN FIFTY FACILITIES THAT MANAGED WASTES.
WASTE ONLY MANAGED BY STORAGE IS NOT INCLUDED.

NORTH CAROLINA

WASTE MANAGEMENT, CONTINUED

9 QUANTITY OF RCRA HAZARDOUS WASTE MANAGED BY MANAGEMENT METHOD, 1991

MANAGEMENT METHOD	SYSTEM TYPE CODE	QUANTITY MANAGED (TONS)	PERCENTAGE OF QUANTITY	NUMBER OF FACILITIES	PERCENTAGE OF FACILITIES
METALS RECOVERY (FOR REUSE)	M011-M019	202	0	1	2
SOLVENTS RECOVERY	M021-M029	788	0	6	14
OTHER RECOVERY	M031-M039	1,993	1	2	5
INCINERATION	M041-M049	2,574	1	4	10
ENERGY RECOVERY (REUSE AS FUEL)	M051-M059	12,723	5	5	12
FUEL BLENDING	M061-----	6,800	3	3	7
AQUEOUS INORGANIC TREATMENT	M071-M079	65,076	26	9	21
AQUEOUS ORGANIC TREATMENT	M081-M089	161,104	64	2	5
AQUEOUS ORGANIC AND INORGANIC TREATMENT	M091-M099	356	0	1	2
SLUDGE TREATMENT	M101-M109	33	0	1	2
STABILIZATION	M111-M119	8	0	1	2
OTHER TREATMENT	M121-M129	1,321	1	5	12
OTHER DISPOSAL SPECIFIED IN COMMENTS	M137-DISP	13	0	2	5
TOTAL		252,993	100	28	100

10 MANAGEMENT METHOD, BY QUANTITY OF RCRA HAZARDOUS WASTE MANAGED, 1991

MANAGEMENT METHOD	SYSTEM TYPE CODE	QUANTITY MANAGED (TONS)	PERCENTAGE OF QUANTITY	NUMBER OF FACILITIES	PERCENTAGE OF FACILITIES
AQUEOUS ORGANIC TREATMENT	M081-M089	161,104	64	2	5
AQUEOUS INORGANIC TREATMENT	M071-M079	65,076	26	9	21
ENERGY RECOVERY (REUSE AS FUEL)	M051-M059	12,723	5	5	12
FUEL BLENDING	M061-----	6,800	3	3	7
INCINERATION	M041-M049	2,574	1	4	10
OTHER RECOVERY	M031-M039	1,993	1	2	5
OTHER TREATMENT	M121-M129	1,321	1	5	12
SOLVENTS RECOVERY	M021-M029	788	0	6	14
AQUEOUS ORGANIC AND INORGANIC TREATMENT	M091-M099	356	0	1	2
METALS RECOVERY (FOR REUSE)	M011-M019	202	0	1	2
SLUDGE TREATMENT	M101-M109	33	0	1	2
OTHER DISPOSAL SPECIFIED IN COMMENTS	M137-DISP	13	0	2	5
STABILIZATION	M111-M119	8	0	1	2
TOTAL		252,993	100	28	100

11 MANAGEMENT METHOD AND QUANTITY OF RCRA HAZARDOUS WASTE MANAGED BY NUMBER OF FACILITIES, 1991

MANAGEMENT METHOD	SYSTEM TYPE CODE	QUANTITY MANAGED (TONS)	PERCENTAGE OF QUANTITY	NUMBER OF FACILITIES	PERCENTAGE OF FACILITIES
AQUEOUS INORGANIC TREATMENT	M071-M079	65,076	26	9	21
SOLVENTS RECOVERY	M021-M029	788	0	6	14
ENERGY RECOVERY (REUSE AS FUEL)	M051-M059	12,723	5	5	12
OTHER TREATMENT	M121-M129	1,321	1	5	12
INCINERATION	M041-M049	2,574	1	4	10
FUEL BLENDING	M061-----	6,800	3	3	7
OTHER RECOVERY	M031-M039	1,993	1	2	5
AQUEOUS ORGANIC TREATMENT	M081-M089	161,104	64	2	5
OTHER DISPOSAL SPECIFIED IN COMMENTS	M137-DISP	13	0	2	5
METALS RECOVERY (FOR REUSE)	M011-M019	202	0	1	2
AQUEOUS ORGANIC AND INORGANIC TREATMENT	M091-M099	356	0	1	2
SLUDGE TREATMENT	M101-M109	33	0	1	2
STABILIZATION	M111-M119	8	0	1	2
TOTAL		252,993	100	28	100

NOTE: FACILITIES WITH ONLY STORAGE UNITS ARE EXCLUDED.
COLUMNS MAY NOT SUM DUE TO ROUNDING.
COLUMNS MAY NOT SUM TO TOTAL BECAUSE FACILITIES MAY HAVE MULTIPLE HANDLINGS METHODS.

NORTH CAROLINA

1991 WASTE SHIPMENTS

12 NUMBER OF RCRA HAZARDOUS WASTE SHIPPERS: 577

13 QUANTITY OF RCRA HAZARDOUS WASTE SHIPPED: 82,122 TONS

14 FIFTY LARGEST RCRA HAZARDOUS WASTE SHIPPERS, 1991

RANK	EPA ID	SITE NAME	CITY	QUANTITY SHIPPED (TONS)
1	NCD000648451	LAIDLAW ENVIRONMENTAL SERVICES	REIDSVILLE	14,155
2	NCD980842132	ECOFLO INCORPORATED	GREENSBORO	8,621
3	NCD121700777	HERITAGE ENVIRONMENTAL SERVICES	CHARLOTTE	4,854
4	NCD003162542	ALUMINUM CO. OF AMERICA BADIN WORKS	BADIN	2,918
5	NCD093340487	FLORIDA STEEL CORP. STEEL MILL	CHARLOTTE	2,840
6	NCD042091975	MALLINCKRODT S.C.C. RALEIGH PLT.	RALEIGH	2,786
7	NCD093137636	GENERAL WOOD PRESERVING COMPANY INC	LELAND	1,262
8	NCD097363527	WATTS REGULATOR REGTROL/ENERSCO	SPINDALE	1,034
9	NCD982114373	KONICA MFG., USA, INC.	WHITSETT	980
10	NCD067441394	RJ REYNOLDS TOBACCO CO #604	WINSTON-SALEM	915
11	NCD000773655	OLDOVER CORPORATION	NORWOOD	899
12	NCD980559660	HARRIS SEMICONDUCTOR	RTP	760
13	NCD085074821	HOECHST CELANESE CORP.	MOUNT HOLLY	745
14	NCD048181218	CAROLINA GALVANIZING CORPORATION	ABERDEEN	741
15	NCD006390561	AKZO COATINGS, INC	HIGH POINT	729
16	NC1170027261	US MARINE CORP. AIR STATION	HAVELOCK	712
17	NCD071561864	SHERWIN WILLIAMS COMPANY	GREENSBORO	682
18	NCD061263315	ASHLAND CHEMICAL, INC.	CHARLOTTE	609
19	NCD000623074	COLONIAL PIPELINE COMPANY	PAW CREEK	567
20	NCD000609834	PHILLIPS PIPE LINE CO. GREENSBORO TERN.	GREENSBORO	506
21	NCD049997786	BASF CORPORATION, INMONT DIVISION	MORGANTON	480
22	NCD050409150	GENERAL ELECTRIC CO INC	WILMINGTON	462
23	NCD086872082	TECHNOGRAPHICS PRINTWORLD, INC.	MONROE	443
24	NCD101740215	GLAXO INC.	ZEBULON	437
25	NCD030511976	AEROQUIP CORPORATION	MOORESVILLE	435
26	NCD003190386	DUPONT EI DE NEMOURS & CO.	KINSTON	431
27	NCD041415019	THE VALSPAR CORPORATION	HIGH POINT	423
28	NCD057038168	COLONIAL PIPELINE COMPANY	GREENSBORO	421
29	NCD006997795	US AIR	WINSTON-SALEM	419
30	NCD000605006	SHELL OIL COMPANY	CHARLOTTE	416
31	NCD091245498	FREIGHTLINER CORPORATION	MT. HOLLY	406
32	NCD003159084	HAMMARY PLANT #15	LENIOR	395
33	NCD085083004	DANAHER TOOL GROUP (EASCO HAND TOOL)	GASTONIA	390
34	NCD044514602	R.J. REYNOLDS TOBACCO CO # 200	WINSTON-SALEM	387
35	NCD003232030	LILLY COMPANY INC	HIGH POINT	387
36	NCD038547519	KEMET ELECTRONICS CORP	SHELBY	382
37	NCD990868168	SUN CHEMICAL COMPANY	CHARLOTTE	352
38	NCD000735902	MARATHON OIL CO. (CHAR.TERM)	PAW CREEK	345
39	NCD003448453	HAMMARY PLANT #14	GRANITE FALLS	341
40	NCD000616581	CONOCO, INC GREENSBORO TERMINAL	GREENSBORO	339
41	NCD093787307	PLANTATION PIPE LINE CO GN FACILITY	GREENSBORO	327
42	NCD042091215	R. J. REYNOLDS TOBACCO CO./AVOCA	MERRY HILL	317
43	NCD982127441	EUROTECH INDUSTRIES INC.	GRANITE FALLS	315
44	NCD024468597	CHARLOTTE STEEL DRUM CORP.	CHARLOTTE	304
45	NCD000825547	EXXON TERMINAL	GREENSBORO	304
46	NCD000616607	CONOCO INC, SELMA TERMINAL	SELMA	303
47	NCD045924487	EASCO ALUMINUM	WINTON	295
48	NCD049774979	CHASE PACKAGING CORPORATION	ASHEVILLE	289
49	NCD048467427	MINERAL RESEARCH & DEVELOPMENT	HARRISBURG	283
50	NCD991278680	SADOLIN PAINT PRODUCTS, INC	WALKERTOWN	281
TOTAL				58,423

NOTES: COLUMNS MAY NOT SUM DUE TO ROUNDING.
STATE MAY HAVE FEWER THAN FIFTY SHIPPERS.

NORTH CAROLINA

1991 WASTE RECEIPTS

15 NUMBER OF RCRA HAZARDOUS WASTE RECEIVERS: 20

16 QUANTITY OF RCRA HAZARDOUS WASTE RECEIVED: 46,316 TONS

17 FIFTY LARGEST RCRA HAZARDOUS WASTE RECEIVERS, 1991

RANK	EPA ID	SITE NAME	CITY	QUANTITY RECEIVED (TONS)
1	NCD000648451	LAIDLAW ENVIRONMENTAL SERVICES	REIDSVILLE	12,625
2	NCD000773655	OLDOVER CORPORATION	NORWOOD	11,196
3	NCD980842132	ECOFLO INCORPORATED	GREENSBORO	7,531
4	NCD121700777	HERITAGE ENVIRONMENTAL SERVICES	CHARLOTTE	5,264
5	NCD077840148	SAFETY-KLEEN CORP.	HIGH POINT	2,996
6	NCD079060059	SAFETY-KLEEN CORP.	CHARLOTTE	1,908
7	NCD000776740	SAFETY-KLEEN CORP.	RALEIGH	1,174
8	NCD980846935	SAFETY-KLEEN CORP.	ST. PAUL	966
9	NCD986166338	ADVANCED ENVIRONMENTAL TECHNOLOGY CORPOR	CREEDMOOR	796
10	NCD049773245	DETREX CORPORATION	CHARLOTTE	702
11	NCD061263315	ASHLAND CHEMICAL, INC.	CHARLOTTE	652
12	NCD095119210	SAFT NIFE INC	GREENVILLE	202
13	NCD000771964	FMC CORPORATION, LITHIUM DIV.	BESSEMER CITY	65
14	NCD047373766	BURROUGHS WELLCOME CO	GREENVILLE	64
15	NCD982093783	UNC AT CHAPEL HILL HAZARDOUS MARTEIALS	CHAPEL HILL	49
16	NC8210020121	US ARMY FORT BRAGG AIRBORNE CORPS	FORT BRAGG	48
17	NC6170022580	U.S. MARINE CORPS. BASE	CAMP LEJEUNE	36
18	NCD000604322	SINGER FURNITURE COMPANY	LENOIR	21
19	NCD991278466	BROYHILL FURNITURE MILLER HILL COMPLEX	LENOIR	13
20	NCD000830737	NORTH CAROLINA STATE UNIVERSITY	RALEIGH	6
TOTAL				46,316

NOTES: COLUMNS MAY NOT SUM DUE TO ROUNDING.
STATE MAY HAVE FEWER THAN FIFTY FACILITIES THAT RECEIVED WASTE.

NORTH CAROLINA

1991 WASTE RECEIPTS, CONTINUED

18 QUANTITY OF RCRA HAZARDOUS WASTE MANAGED, BY MANAGEMENT METHOD, LIMITED TO WASTE RECEIVED FROM OFF SITE, 1991

MANAGEMENT METHOD	SYSTEM TYPE CODE	QUANTITY MANAGED (TONS)	PERCENTAGE OF QUANTITY	NUMBER OF FACILITIES	PERCENTAGE OF FACILITIES
METALS RECOVERY (FOR REUSE)	M011-M019	202	1	1	6
SOLVENTS RECOVERY	M021-M029	702	3	1	6
OTHER RECOVERY	M031-M039	639	3	1	6
INCINERATION	M041-M049	85	0	2	13
ENERGY RECOVERY (REUSE AS FUEL)	M051-M059	11,261	51	2	13
FUEL BLENDING	M061-----	6,790	31	3	19
AQUEOUS INORGANIC TREATMENT	M071-M079	1,600	7	2	13
STABILIZATION	M111-M119	8	0	1	6
OTHER TREATMENT	M121-M129	733	3	3	19
TOTAL		22,021	100	10	100

19 MANAGEMENT METHOD, BY QUANTITY OF RCRA HAZARDOUS WASTE MANAGED, LIMITED TO WASTE RECEIVED FROM OFF SITE, 1991

MANAGEMENT METHOD	SYSTEM TYPE CODE	QUANTITY MANAGED (TONS)	PERCENTAGE OF QUANTITY	NUMBER OF FACILITIES	PERCENTAGE OF FACILITIES
ENERGY RECOVERY (REUSE AS FUEL)	M051-M059	11,261	51	2	13
FUEL BLENDING	M061-----	6,790	31	3	19
AQUEOUS INORGANIC TREATMENT	M071-M079	1,600	7	2	13
OTHER TREATMENT	M121-M129	733	3	3	19
SOLVENTS RECOVERY	M021-M029	702	3	1	6
OTHER RECOVERY	M031-M039	639	3	1	6
METALS RECOVERY (FOR REUSE)	M011-M019	202	1	1	6
INCINERATION	M041-M049	85	0	2	13
STABILIZATION	M111-M119	8	0	1	6
TOTAL		22,021	100	10	100

20 MANAGEMENT METHOD AND QUANTITY OF RCRA HAZARDOUS WASTE MANAGED, BY NUMBER OF FACILITIES, LIMITED TO WASTE RECEIVED FROM OFF SITE, 1991

MANAGEMENT METHOD	SYSTEM TYPE CODE	QUANTITY MANAGED (TONS)	PERCENTAGE OF QUANTITY	NUMBER OF FACILITIES	PERCENTAGE OF FACILITIES
FUEL BLENDING	M061-----	6,790	31	3	19
OTHER TREATMENT	M121-M129	733	3	3	19
INCINERATION	M041-M049	85	0	2	13
ENERGY RECOVERY (REUSE AS FUEL)	M051-M059	11,261	51	2	13
AQUEOUS INORGANIC TREATMENT	M071-M079	1,600	7	2	13
METALS RECOVERY (FOR REUSE)	M011-M019	202	1	1	6
SOLVENTS RECOVERY	M021-M029	702	3	1	6
OTHER RECOVERY	M031-M039	639	3	1	6
STABILIZATION	M111-M119	8	0	1	6
TOTAL		22,021	100	10	100

NOTE: FACILITIES WITH ONLY STORAGE UNITS ARE EXCLUDED
COLUMNS MAY NOT SUM DUE TO ROUNDING.
COLUMNS MAY NOT SUM TO TOTAL BECAUSE FACILITIES MAY HAVE MULTIPLE HANDLINGS METHODS.

NORTH CAROLINA

1991 IMPORTS AND EXPORTS

21 QUANTITY OF RCRA HAZARDOUS WASTE IMPORTED: 27,575 TONS

22 QUANTITY OF RCRA HAZARDOUS WASTE EXPORTED: 4,585,723 TONS

23 QUANTITY AND PERCENTAGE OF RCRA HAZARDOUS WASTEWATER AND NON-WASTEWATER MANAGEMENT IN 1991

MANAGEMENT TYPE	TONS	PERCENTAGE
WASTEWATER	227,885	90
NON-WASTEWATER	25,108	10
TOTAL	252,993	100

NORTH DAKOTA

1991 WASTE GENERATION

1 NUMBER OF RCRA LARGE QUANTITY GENERATORS (LQGS): 16

2 QUANTITY OF RCRA HAZARDOUS WASTE GENERATED: 685,256 TONS

3 FIFTY LARGEST RCRA HAZARDOUS WASTE GENERATORS IN THE STATE, 1991

RANK	EPA ID	SITE NAME	CITY	TOTAL GENERATED (TONS)
1	NDD006175467	AMOCO OIL COMPANY-MANDAN REFINERY	MANDAN	684,664
2	NDD000690594	DAKOTA GASIFICATION CO	BEULAH	358
3	NDD053426565	LUCAS WESTERN INC-FLIGHT STRUCTURE	JAMESTOWN	50
4	NDD031875719	HUTCHINSON WIL-RICH MANUFACTURING CO	WAHPETON	32
5	ND3571924759	GRAND FORKS AIR FORCE BASE	GRAND FORKS AFB	29
6	ND4571924758	MINOT AIR FORCE BASE	MINOT AFB	27
7	NDD000322164	CLARK EQUIPMENT CO/MELROE DIVISION	BISMARCK	24
8	NDD006178354	CLARK EQUIPMENT CO/MELROE CO-GWINNER	GWINNER	20
9	NDD051439743	INDUSTRIAL PLATING CORP	WAHPETON	17
10	NDD990872590	STEIGER TRACTOR INC	FARGO	13
11	NDD084497775	3M DATA STORAGE PRODUCTS	WAHPETON	12
12	NDD031852478	FARSTAD OIL INC	MINOT	10
13	NDD000716738	SAFETY-KLEEN CORP-FARGO	FARGO	0
13	NDD980957070	SAFETY-KLEEN CORP-BISMARCK	BISMARCK	0
13	NDD982591794	ARCUS ENVIRONMENTAL INC	BELFIELD	0
13	NDD986268217	US CUSTOM ENVIRONMENTAL SERVICES	WILLISTON	0
TOTAL				685,256

NOTE: STATE MAY HAVE FEWER THAN FIFTY GENERATORS

NORTH DAKOTA

1991 WASTE GENERATION, CONTINUED

4 QUANTITIES OF WASTE GENERATED IN 1991 THAT WERE

- REPORTED WITH ONLY CHARACTERISTIC WASTE CODES
- REPORTED WITH ONLY LISTED WASTE CODES
- REPORTED WITH BOTH CHARACTERISTIC AND LISTED WASTE CODES

WASTE HAS ONLY CHARACTERISTIC CODES	TONS OF WASTE GENERATED	WASTE HAS ONLY LISTED CODES	TONS OF WASTE GENERATED	WASTE HAS BOTH CHARACTERISTIC AND LISTED CODES	TONS OF WASTE GENERATED
ONLY IGNITABLE	37	ONLY AN F CODE	41		
ONLY CORROSIVE	2	ONLY A K CODE	125		
ONLY REACTIVE	149	ONLY A P CODE	0		
ONLY D004-17	91	ONLY A U CODE	1		
ONLY D018-D043	683,711				
HAS MORE THAN ONE CHARACTERISTIC CODE	965	HAS MORE THAN ONE LISTED CODE	0		
TOTAL	684,956	TOTAL	167	TOTAL CHAR. AND LISTED	134

5 QUANTITIES OF WASTE GENERATED IN 1991 THAT WERE MULTIPLY CODED

WASTE HAS ONLY CHARACTERISTIC CODES BUT MORE THAN ONE APPLIES	TONS OF WASTE GENERATED	ONLY LISTED CODES BUT HAS MORE THAN ONE	TONS OF WASTE GENERATED	BOTH CHAR. & LISTED CODES	TONS OF WASTE GENERATED
HAS IGNITABLE CODE	21			IGN. W/ AT LEAST 1 LSTD	78
HAS CORROSIVE CODE	929				0
HAS REACTIVE CODE	928				0
HAS D004-D017 CODE	947			D004-17 W/ AT LEAST 1 LSTD	47
HAS D018-D043 CODE	3			D018-43 W/ AT LEAST 1 LSTD	27
		HAS AN F CODE	0	F WASTE W/ AT LEAST 1 CHAR	127
		HAS A K CODE	0	K WASTE W/ AT LEAST 1 CHAR	0
		HAS A P CODE	?	P WASTE W/ AT LEAST 1 CHAR	0
		HAS A U CODE	0	U WASTE W/ AT LEAST 1 CHAR	7
TOTAL	965	TOTAL	0	TOTAL	134

NOTE: COLUMNS DO NOT SUM TO TOTAL BECAUSE A WASTE CODE MAY APPLY TO MORE THAN ONE WASTE.
MIXTURES WITH IGNITABLE, CORROSIVE, REACTIVE, D004-17, AND D018-43 CHARACTERISTIC CODES ALSO MAY CONTAIN OTHER CHARACTERISTIC WASTE CODES.
SIMILARLY, WASTES WITH F,K,P, AND U LISTED CODES MAY HAVE OTHER LISTED WASTE CODES

NORTH DAKOTA

WASTE MANAGEMENT

6 NUMBER OF RCRA TSD FACILITIES: 6

7 QUANTITY OF RCRA HAZARDOUS WASTE MANAGED: 683,825 TONS

8 FIFTY LARGEST RCRA HAZARDOUS WASTE MANAGEMENT FACILITIES, 1991

RANK	EPAID	SITE NAME	CITY	TONS OF WASTE MANAGED
1	NDD006175467	AMOCO OIL COMPANY-MANDAN REFINERY	MANDAN	683,544
2	NDD000690594	DAKOTA GASIFICATION CO	BEULAH	281
TOTAL				683,825

NOTE: STATE MAY HAVE FEWER THAN FIFTY FACILITIES THAT MANAGED WASTES.
WASTE ONLY MANAGED BY STORAGE IS NOT INCLUDED.

NORTH DAKOTA

WASTE MANAGEMENT, CONTINUED

9 QUANTITY OF RCRA HAZARDOUS WASTE MANAGED BY MANAGEMENT METHOD, 1991

MANAGEMENT METHOD	SYSTEM TYPE CODE	QUANTITY MANAGED (TONS)	PERCENTAGE OF QUANTITY	NUMBER OF FACILITIES	PERCENTAGE OF FACILITIES
AQUEOUS ORGANIC TREATMENT	M081-M089	683,676	100	2	67
OTHER TREATMENT	M121-M129	149	0	1	33
TOTAL		683,825	100	2	100

10 MANAGEMENT METHOD, BY QUANTITY OF RCRA HAZARDOUS WASTE MANAGED, 1991

MANAGEMENT METHOD	SYSTEM TYPE CODE	QUANTITY MANAGED (TONS)	PERCENTAGE OF QUANTITY	NUMBER OF FACILITIES	PERCENTAGE OF FACILITIES
AQUEOUS ORGANIC TREATMENT	M081-M089	683,676	100	2	67
OTHER TREATMENT	M121-M129	149	0	1	33
TOTAL		683,825	100	2	100

11 MANAGEMENT METHOD AND QUANTITY OF RCRA HAZARDOUS WASTE MANAGED BY NUMBER OF FACILITIES, 1991

MANAGEMENT METHOD	SYSTEM TYPE CODE	QUANTITY MANAGED (TONS)	PERCENTAGE OF QUANTITY	NUMBER OF FACILITIES	PERCENTAGE OF FACILITIES
AQUEOUS ORGANIC TREATMENT	M081-M089	683,676	100	2	67
OTHER TREATMENT	M121-M129	149	0	1	33
TOTAL		683,825	100	2	100

NOTE: FACILITIES WITH ONLY STORAGE UNITS ARE EXCLUDED.
COLUMNS MAY NOT SUM DUE TO ROUNDING.
COLUMNS MAY NOT SUM TO TOTAL BECAUSE FACILITIES MAY HAVE MULTIPLEGS METHODS.

NORTH DAKOTA

1991 WASTE SHIPMENTS

12 NUMBER OF RCRA HAZARDOUS WASTE SHIPPERS: 16

13 QUANTITY OF RCRA HAZARDOUS WASTE SHIPPED: 3,454 TONS

14 FIFTY LARGEST RCRA HAZARDOUS WASTE SHIPPERS, 1991

RANK	EPA ID	SITE NAME	CITY	QUANTITY SHIPPED (TONS)
1	NDD006175467	AMOCO OIL COMPANY-MANDAN REFINERY	MANDAN	1,139
2	NDD982591794	ARCUS ENVIRONMENTAL INC	BELFIELD	823
3	NDD000716738	SAFETY-KLEEN CORP-FARGO	FARGO	586
4	NDD980957070	SAFETY-KLEEN CORP-BISMARCK	BISMARCK	370
5	NDD986268217	US CUSTOM ENVIRONMENTAL SERVICES	WILLISTON	230
6	NDD000690594	DAKOTA GASIFICATION CO	BEULAH	74
7	NDD053426565	LUCAS WESTERN INC-FLIGHT STRUCTURE	JAMESTOWN	50
8	NDD031875719	HUTCHINSON WIL-RICH MANUFACTURING CO	WAHPETON	32
9	ND3571924759	GRAND FORKS AIR FORCE BASE	GRAND FORKS AFB	27
10	ND4571924758	MINOT AIR FORCE BASE	MINOT AFB	27
11	NDD000322164	CLARK EQUIPMENT CO/MELROE DIVISION	BISMARCK	24
12	NDD006178354	CLARK EQUIPMENT CO/MELROE CO-GWINNER	GWINNER	20
13	NDD051439743	INDUSTRIAL PLATING CORP	WAHPETON	17
14	NDD990872590	STEIGER TRACTOR INC	FARGO	12
15	NDD084497775	3M DATA STORAGE PRODUCTS	WAHPETON	12
16	NDD031852478	FARSTAD OIL INC	MINOT	10
TOTAL				3,454

NOTES: COLUMNS MAY NOT SUM DUE TO ROUNDING.
STATE MAY HAVE FEWER THAN FIFTY SHIPPERS.

NORTH DAKOTA

1991 WASTE RECEIPTS

15 NUMBER OF RCRA HAZARDOUS WASTE RECEIVERS: 2

16 QUANTITY OF RCRA HAZARDOUS WASTE RECEIVED: 790 TONS

17 FIFTY LARGEST RCRA HAZARDOUS WASTE RECEIVERS, 1991

RANK	EPA ID	SITE NAME	CITY	QUANTITY RECEIVED (TONS)
1	NDD000716738	SAFETY-KLEEN CORP-FARGO	FARGO	519
2	NDD980957070	SAFETY-KLEEN CORP-BISMARCK	BISMARCK	270
TOTAL				790

NOTES: COLUMNS MAY NOT SUM DUE TO ROUNDING.
STATE MAY HAVE FEWER THAN FIFTY FACILITIES THAT RECEIVED WASTE.

NORTH DAKOTA

1991 WASTE RECEIPTS, CONTINUED

18 QUANTITY OF RCRA HAZARDOUS WASTE MANAGED, BY MANAGEMENT METHOD, LIMITED TO WASTE RECEIVED FROM OFF SITE, 1991

THERE WERE NO FACILITES IN NORTH DAKOTA THAT REPORTED MANAGING (TREATING OR DISPOSING) HAZARDOUS WASTE RECEIVED FROM OFF SITE.

1991 IMPORTS AND EXPORTS

21 QUANTITY OF RCRA HAZARDOUS WASTE IMPORTED: 271 TONS

22 QUANTITY OF RCRA HAZARDOUS WASTE EXPORTED: 4,585,723 TONS

23 QUANTITY AND PERCENTAGE OF RCRA HAZARDOUS WASTEWATER AND NON-WASTEWATER MANAGEMENT IN 1991

MANAGEMENT TYPE	TONS	PERCENTAGE
WASTEWATER	683,825	100
NON-WASTEWATER	0	0
TOTAL	683,825	100

OHIO

1991 WASTE GENERATION

1 NUMBER OF RCRA LARGE QUANTITY GENERATORS (LQGS): 1532

2 QUANTITY OF RCRA HAZARDOUS WASTE GENERATED: 1,803,051 TONS

3 FIFTY LARGEST RCRA HAZARDOUS WASTE GENERATORS IN THE STATE, 1991

RANK	EPA ID	SITE NAME	CITY	TOTAL GENERATED (TONS)
1	OHD042157644	BP CHEMICALS INC.	LIMA	757,816
2	OHD005108477	ARISTECH CHEMICAL CORPORATION	HAVERHILL	265,320
3	OHD005051826	BP OIL COMPANY - LIMA REFINERY	LIMA	63,878
4	OHD004234480	ARMCO STEEL COMPANY LP MIDDLETOWN WORK	MIDDLETOWN	63,648
5	OHD000821348	TELEDYNE MONARCH RUBBER PLANT 2	HARTVILLE	60,533
6	OHD000724088	EAGLEBROOK OF OHIO INC.	CLEVELAND	34,995
7	OHD004218673	LTV STEEL CO., INC. (CLEVELAND-EAST)	CLEVELAND	31,593
8	OHD046203774	LTV STEEL CO., INC. (CLEVELAND-WEST)	CLEVELAND	27,739
9	OHD004228003	REPUBLIC ENGR'ED STEELS CANTON PLANT	CANTON	25,364
10	OHD004227708	REPUBLIC ENGR'ED STEELS MASSILLON CFB	MASSILLON	19,867
11	OHD004465167	TIMKEN COMPANY WOOSTER STEEL PLANT	WOOSTER	14,552
12	OHD087433744	CECOS INTERNATIONAL, INC.	WILLIAMSBURG	12,669
13	OHD004465100	TIMKEN COMPANY	CANTON	11,790
14	OHD004281598	ARMCO ADVANCED MATERIALS COMPANY	ZANESVILLE	10,787
15	OHD004520250	METAL PROCESSING CORPORATION	MAPLE HEIGHTS	10,498
16	OHD004157418	EMPIRE-DETROIT STEEL DIVISION	MANSFIELD	10,115
17	OHD001926740	HUKILL CHEMICAL CORPORATION	BEDFORD	9,538
18	OHD980700942	ECOLOTEC INC	DAYTON	8,331
19	OHD980897656	CHEMICAL SOLVENTS, INC.	CLEVELAND	8,224
20	OHD082964313	WHEELING-PITTSBURGH STEEL CORPORATION	YORKVILLE	7,977
21	OHD004304689	PPG INDUSTRIES, INC.	CIRCLEVILLE	7,926
22	OHD083377010	ENVIRONMENTAL ENTERPRISES INC.	CINCINNATI	6,954
23	OHD032271975	MARION STEEL COMPANY	MARION	6,636
24	OHD986971463	SAMUEL STEEL PICKLING COMPANY	CLEVELAND	6,603
25	OHD005046511	SUN REFINING AND MARKETING COMPANY	OREGON	6,465
26	OHD004379970	ORMET CORP	HANNIBAL	6,418
27	OHD004172623	LUBRIZOL CORPORATION	PAINESVILLE	6,396
28	OHD004274031	CLARK PROCESSING INC	DAYTON	6,100
29	OHD017770389	HUTH OIL GROUP	CLEVELAND	6,048
30	OHD980612683	USCO DISTRIBUTION SERVICES	PORT CLINTON	5,756
31	OHD076796887	BASF CORPORATION	GREENVILLE	5,630
32	OHD004460143	PPG INDUSTRIES	CLEVELAND	5,602
33	OHD066060609	CHEMTRON CORP.	AVON	5,380
34	OHD016077802	NORTH STAR STEEL OHIO	YOUNGSTOWN	5,249
35	OHD981099401	SAFETY-KLEEN CORP	KENT	5,019
36	OHD004178612	RESEARCH OIL COMPANY	CLEVELAND	4,837
37	OHD002834919	MANFREDI MOTOR TRANSIT	NEWBURY	4,793
38	OHD004198784	BEAZER EAST, INC.	YOUNGSTOWN	4,165
39	OHD004347308	PPG INDUSTRIES INC	DELAWARE	4,118
40	OHD004287322	E.I. DU PONT DE NEMOURS & CO., INC.	CIRCLEVILLE	3,963
41	OHT400010815	OI-NEG TV PRODUCTS INC	COLUMBUS	3,754
42	OHD061731857	COPPER WELD STEEL COMPANY	WARREN	3,664
43	OHD004343117	SHELL CHEMICAL COMPANY	BELPRE	3,467
44	OHD070751268	BETZ LABORATORIES, INC.	NEW PHILADELPHIA	2,963
45	OH5210020736	RAVENNA ARMY AMMUNITION PLANT	RAVENNA	2,778
46	OHP125290374	FRANKLIN COUNTY CONVENTION FACILITY	COLUMBUS	2,726
47	OHD041063074	GM TRUCK & BUS MORAINE ASSEMBLY PLANT	MORAINE	2,566
48	OHD004233003	MONSANTO CHEMICAL COMPANY	ADDYSTON	2,435
49	OHD004282976	YENKIN-MAJESTIC PAINT CORPORATION	COLUMBUS	2,374
50	OHDG20632998	BOC GROUP GENERAL MOTORS LORDSTOWN	LORDSTOWN	2,340
TOTAL				1,598,364

NOTE: STATE MAY HAVE FEWER THAN FIFTY GENERATORS
CBI DATA HAVE BEEN EXCLUDED FROM THIS STATE'S DATA.

OHIO

1991 WASTE GENERATION, CONTINUED

4 QUANTITIES OF WASTE GENERATED IN 1991 THAT WERE

- REPORTED WITH ONLY CHARACTERISTIC WASTE CODES
- REPORTED WITH ONLY LISTED WASTE CODES
- REPORTED WITH BOTH CHARACTERISTIC AND LISTED WASTE CODES

WASTE HAS ONLY CHARACTERISTIC CODES	TONS OF WASTE GENERATED	WASTE HAS ONLY LISTED CODES	TONS OF WASTE GENERATED	WASTE HAS BOTH CHARACTERISTIC AND LISTED CODES	TONS OF WASTE GENERATED
ONLY IGNITABLE	20,733	ONLY AN F CODE	48,330		
ONLY CORROSIVE	132,949	ONLY A K CODE	1,010,009		
ONLY REACTIVE	2,952	ONLY A P CODE	25		
ONLY D004-17	50,347	ONLY A U CODE	8,765		
ONLY D018-D043	118,606				
HAS MORE THAN ONE CHARACTERISTIC CODE	150,546	HAS MORE THAN ONE LISTED CODE	2,456		
TOTAL	476,133	TOTAL	1,069,585	TOTAL CHAR. AND LISTED	257,333

5 QUANTITIES OF WASTE GENERATED IN 1991 THAT WERE MULTIPLY CODED

WASTE HAS ONLY CHARACTERISTIC CODES BUT MORE THAN ONE APPLIES	TONS OF WASTE GENERATED	ONLY LISTED CODES BUT HAS MORE THAN ONE	TONS OF WASTE GENERATED	BOTH CHAR. & LISTED CODES	TONS OF WASTE GENERATED
HAS IGNITABLE CODE	122,826			IGN. W/ AT LEAST 1 LSTD	143,800
HAS CORROSIVE CODE	23,236			CORR. W/ AT LEAST 1 LSTD	75,055
HAS REACTIVE CODE	1,210			REACT. W/ AT LEAST 1 LSTD	7,060
HAS D004-D017 CODE	34,063			D004-17 W/ AT LEAST 1 LSTD	68,658
HAS D018-D043 CODE	124,993			D018-43 W/ AT LEAST 1 LSTD	79,739
		HAS AN F CODE	177	F WASTE W/ AT LEAST 1 CHAR	126,377
		HAS A K CODE	274	K WASTE W/ AT LEAST 1 CHAR	125,509
		HAS A P CODE	2,005	P WASTE W/ AT LEAST 1 CHAR	6,601
		HAS A U CODE	2,456	U WASTE W/ AT LEAST 1 CHAR	5,467
TOTAL	150,546	TOTAL	2,456	TOTAL	257,333

NOTE: COLUMNS DO NOT SUM TO TOTAL BECAUSE A WASTE CODE MAY APPLY TO MORE THAN ONE WASTE.
MIXTURES WITH IGNITABLE, CORROSIVE, REACTIVE, D004-17, AND D018-43 CHARACTERISTIC CODES ALSO MAY CONTAIN OTHER CHARACTERISTIC WASTE CODES.
SIMILARLY, WASTES WITH F,K,P, AND U LISTED CODES MAY HAVE OTHER LISTED WASTE CODES
CBI DATA HAVE BEEN EXCLUDED FROM THIS STATE'S DATA.

OHIO

WASTE MANAGEMENT

6 NUMBER OF RCRA TSD FACILITIES: 174

7 QUANTITY OF RCRA HAZARDOUS WASTE MANAGED: 1,376,100 TONS

8 FIFTY LARGEST RCRA HAZARDOUS WASTE MANAGEMENT FACILITIES, 1991

RANK	EPAID	SITE NAME	CITY	TONS OF WASTE MANAGED
1	OHD042157644	BP CHEMICALS INC.	LIMA	756,343
2	OHD005108477	ARISTECH CHEMICAL CORPORATION	HAVERHILL	260,379
3	OHD000724088	EAGLEBROOK OF OHIO INC.	CLEVELAND	77,648
4	OHD000821348	TELEDYNE MONARCH RUBBER PLANT 2	HARTVILLE	61,280
5	OHD004234480	ARMCO STEEL COMPANY LP MIDDLETOWN WORK	MIDDLETOWN	52,722
6	OHD005051826	BP OIL COMPANY - LIMA REFINERY	LIMA	50,745
7	OHD004304689	PPG INDUSTRIES, INC.	CIRCLEVILLE	22,787
8	OHD001926740	HUKILL CHEMICAL CORPORATION	BEDFORD	17,016
9	OHD004178612	RESEARCH OIL COMPANY	CLEVELAND	12,443
10	OHD980897656	CHEMICAL SOLVENTS, INC.	CLEVELAND	12,442
11	OHD060409521	WCI STEEL INC.	WARREN	10,137
12	OHD097613871	MASTER METALS INC	CLEVELAND	8,243
13	OHD980700942	ECOLOTEC INC	DAYTON	7,441
14	OHD004172623	LUBRIZOL CORPORATION	PAINESVILLE	6,083
15	OHD083377010	ENVIRONMENTAL ENTERPRISES INC.	CINCINNATI	5,389
16	OHD981195779	SOUTHWESTERN PORTLAND CEMENT COMPANY	FAIRBORN	3,929
17	OHD004343117	SHELL CHEMICAL COMPANY	BELPRE	3,068
18	OH5210020736	RAVENNA ARMY AMMUNITION PLANT	RAVENNA	2,765
19	OHD004233003	MONSANTO CHEMICAL COMPANY	ADDYSTON	2,341
20	OHD055522429	EVERGREEN ENVIRONMENTAL GROUP, INC.	BEDFORD	979
21	OHD004240313	HILTON DAVIS CO	CINCINNATI	634
22	OHD066060609	CHEMTRON CORP.	AVON	502
23	OHD986983237	ENVIRONMENTAL PURIFICATION INDUSTRIES	TOLEDO	321
24	OHD052324548	LIBERTY SOLVENTS & CHEMICALS CO., INC.	TWINSBURG	283
25	OHD004172565	LUBRIZOL CORPORATION	WICKLIFFE	59
26	OHD046202602	AZTEC CATALYST COMPANY	ELYRIA	47
27	OHD004293775	AUSTIN POWDER COMPANY	MCARTHUR	35
28	OHD000810242	RMI TITANIUM COMPANY SODIUM PLANT	ASHTABULA	15
29	OHD004209094	UNION CAMP CORPORATION	DOVER	9
30	OHD004460143	PPG INDUSTRIES	CLEVELAND	7
31	OHD004260709	GREEN INDUSTRIES CORP	CINCINNATI	4
32	OH6890008984	US DEPARTMENT OF ENERGY MOUND FACILITY	MIAMISBURG	1
33	OHD005037809	ST MARYS FOUNDRY, INC.	ST. MARYS	0
TOTAL				1,376,100

NOTE: STATE MAY HAVE FEWER THAN FIFTY FACILITIES THAT MANAGED WASTES.
WASTE ONLY MANAGED BY STORAGE IS NOT INCLUDED.
CBI DATA HAVE BEEN EXCLUDED FROM THIS STATE'S DATA..

OHIO

WASTE MANAGEMENT, CONTINUED

9 QUANTITY OF RCRA HAZARDOUS WASTE MANAGED BY MANAGEMENT METHOD, 1991

MANAGEMENT METHOD	SYSTEM TYPE CODE	QUANTITY MANAGED (TONS)	PERCENTAGE OF QUANTITY	NUMBER OF FACILITIES	PERCENTAGE OF FACILITIES
METALS RECOVERY (FOR REUSE)	M011-M019	8,243	1	1	2
SOLVENTS RECOVERY	M021-M029	27,041	2	5	11
OTHER RECOVERY	M031-M039	10,137	1	1	2
INCINERATION	M041-M049	42,656	3	15	32
ENERGY RECOVERY (REUSE AS FUEL)	M051-M059	21,615	2	1	2
AQUEOUS INORGANIC TREATMENT	M071-M079	6,372	0	4	9
AQUEOUS ORGANIC AND INORGANIC TREATMENT	M091-M099	0	0	1	2
STABILIZATION	M111-M119	2,315	0	3	6
OTHER TREATMENT	M121-M129	163,897	12	9	19
LAND TREATMENT / APPLICATION / FARMING	M131-DISP	30,745	2	2	4
SURFACE IMPOUNDMENT	M133-DISP	20,000	1	1	2
DEEPWELL / UNDERGROUND INJECTION	M134-DISP	1,043,076	76	3	6
OTHER DISPOSAL SPECIFIED IN COMMENTS	M137-DISP	1	0	1	2
TOTAL		1,376,100	100	33	100

10 MANAGEMENT METHOD, BY QUANTITY OF RCRA HAZARDOUS WASTE MANAGED, 1991

MANAGEMENT METHOD	SYSTEM TYPE CODE	QUANTITY MANAGED (TONS)	PERCENTAGE OF QUANTITY	NUMBER OF FACILITIES	PERCENTAGE OF FACILITIES
DEEPWELL / UNDERGROUND INJECTION	M134-DISP	1,043,076	76	3	6
OTHER TREATMENT	M121-M129	163,897	12	9	19
INCINERATION	M041-M049	42,656	3	15	32
LAND TREATMENT / APPLICATION / FARMING	M131-DISP	30,745	2	2	4
SOLVENTS RECOVERY	M021-M029	27,041	2	5	11
ENERGY RECOVERY (REUSE AS FUEL)	M051-M059	21,615	2	1	2
SURFACE IMPOUNDMENT	M133-DISP	20,000	1	1	2
OTHER RECOVERY	M031-M039	10,137	1	1	2
METALS RECOVERY (FOR REUSE)	M011-M019	8,243	1	1	2
AQUEOUS INORGANIC TREATMENT	M071-M079	6,372	0	4	9
STABILIZATION	M111-M119	2,315	0	3	6
OTHER DISPOSAL SPECIFIED IN COMMENTS	M137-DISP	1	0	1	2
AQUEOUS ORGANIC AND INORGANIC TREATMENT	M091-M099	0	0	1	2
TOTAL		1,376,100	100	33	100

11 MANAGEMENT METHOD AND QUANTITY OF RCRA HAZARDOUS WASTE MANAGED BY NUMBER OF FACILITIES, 1991

MANAGEMENT METHOD	SYSTEM TYPE CODE	QUANTITY MANAGED (TONS)	PERCENTAGE OF QUANTITY	NUMBER OF FACILITIES	PERCENTAGE OF FACILITIES
INCINERATION	M041-M049	42,656	3	15	32
OTHER TREATMENT	M121-M129	163,897	12	9	19
SOLVENTS RECOVERY	M021-M029	27,041	2	5	11
AQUEOUS INORGANIC TREATMENT	M071-M079	6,372	0	4	9
STABILIZATION	M111-M119	2,315	0	3	6
DEEPWELL / UNDERGROUND INJECTION	M134-DISP	1,043,076	76	3	6
LAND TREATMENT / APPLICATION / FARMING	M131-DISP	30,745	2	2	4
METALS RECOVERY (FOR REUSE)	M011-M019	8,243	1	1	2
OTHER RECOVERY	M031-M039	10,137	1	1	2
ENERGY RECOVERY (REUSE AS FUEL)	M051-M059	21,615	2	1	2
AQUEOUS ORGANIC AND INORGANIC TREATMENT	M091-M099	0	0	1	2
SURFACE IMPOUNDMENT	M133-DISP	20,000	1	1	2
OTHER DISPOSAL SPECIFIED IN COMMENTS	M137-DISP	1	0	1	2
TOTAL		1,376,100	100	33	100

NOTE: FACILITIES WITH ONLY STORAGE UNITS ARE EXCLUDED.
COLUMNS MAY NOT SUM DUE TO ROUNDING.
COLUMNS MAY NOT SUM TO TOTAL BECAUSE FACILITIES MAY HAVE MULTIPLE HANDLINGS METHODS.
CBI DATA HAVE BEEN EXCLUDED FROM THIS STATE'S DATA.

OHIO

1991 WASTE SHIPMENTS

12 NUMBER OF RCRA HAZARDOUS WASTE SHIPPERS: 1531

13 QUANTITY OF RCRA HAZARDOUS WASTE SHIPPED: 603,237 TONS

14 FIFTY LARGEST RCRA HAZARDOUS WASTE SHIPPERS, 1991

RANK	EPA ID	SITE NAME	CITY	QUANTITY SHIPPED (TONS)
1	OHD000724088	EAGLEBROOK OF OHIO INC.	CLEVELAND	34,995
2	OHD004218673	LTV STEEL CO., INC. (CLEVELAND-EAST)	CLEVELAND	31,593
3	OHD046203774	LTV STEEL CO., INC. (CLEVELAND-WEST)	CLEVELAND	27,739
4	OHD004228003	REPUBLIC ENGR'ED STEELS CANTON PLANT	CANTON	25,364
5	OHD004227708	REPUBLIC ENGR'ED STEELS MASSILLON CFB	MASSILLON	19,867
6	OHD004465167	TIMKEN COMPANY WOOSTER STEEL PLANT	WOOSTER	14,552
7	OHD005051826	BP OIL COMPANY - LIMA REFINERY	LIMA	13,133
8	OHD087433744	CECOS INTERNATIONAL, INC.	WILLIAMSBURG	12,669
9	OHD004465100	TIMKEN COMPANY	CANTON	11,790
10	OHD004234480	ARMCO STEEL COMPANY LP MIDDLETOWN WORK	MIDDLETOWN	10,926
11	OHD004281598	ARMCO ADVANCED MATERIALS COMPANY	ZANESVILLE	10,787
12	OHD004520250	METAL PROCESSING CORPORATION	MAPLE HEIGHTS	10,498
13	OHD004157418	EMPIRE-DETROIT STEEL DIVISION	MANSFIELD	10,115
14	OHD001926740	HUKILL CHEMICAL CORPORATION	BEDFORD	9,538
15	OHD980700942	ECOLOTEC INC	DAYTON	8,331
16	OHD980897656	CHEMICAL SOLVENTS, INC.	CLEVELAND	8,224
17	OHD082964313	WHEELING-PITTSBURGH STEEL CORPORATION	YORKVILLE	7,977
18	OHD083377010	ENVIRONMENTAL ENTERPRISES INC.	CINCINNATI	6,917
19	OHD032271975	MARION STEEL COMPANY	MARION	6,636
20	OHD986971463	SAMUEL STEEL PICKLING COMPANY	CLEVELAND	6,603
21	OHD005046511	SUN REFINING AND MARKETING COMPANY	OREGON	6,465
22	OHD004379970	ORMET CORP	HANNIBAL	6,418
23	OHD004274031	CLARK PROCESSING INC	DAYTON	6,100
24	OHD017770389	HUTH OIL GROUP	CLEVELAND	6,048
25	OHD980612683	USCO DISTRIBUTION SERVICES	PORT CLINTON	5,756
26	OHD076796887	BASF CORPORATION	GREENVILLE	5,630
27	OHD004460143	PPG INDUSTRIES	CLEVELAND	5,602
28	OHD066060609	CHEMTRON CORP.	AVON	5,380
29	OHD016077802	NORTH STAR STEEL OHIO	YOUNGSTOWN	5,249
30	OHD981099401	SAFETY-KLEEN CORP	KENT	5,019
31	OHD005108477	ARISTECH CHEMICAL CORPORATION	HAVERHILL	4,940
32	OHD004178612	RESEARCH OIL COMPANY	CLEVELAND	4,837
33	OHD002834919	MANFREDI MOTOR TRANSIT	NEWBURY	4,793
34	OHD004198784	BEAZER EAST, INC.	YOUNGSTOWN	4,165
35	OHD004347308	PPG INDUSTRIES INC	DELAWARE	4,118
36	OHD004287322	E.I. DU PONT DE NEMOURS & CO., INC.	CIRCLEVILLE	3,963
37	OHD004304689	PPG INDUSTRIES, INC.	CIRCLEVILLE	3,910
38	OHT400010815	OI-NEG TV PRODUCTS INC	COLUMBUS	3,754
39	OHD061731857	COPPER WELD STEEL COMPANY	WARREN	3,664
40	OHD070751268	BETZ LABORATORIES, INC.	NEW PHILADELPHIA	2,963
41	OHP125290374	FRANKLIN COUNTY CONVENTION FACILITY	COLUMBUS	2,726
42	OHD041063074	GM TRUCK & BUS MORAINE ASSEMBLY PLANT	MORAINE	2,566
43	OHD004282976	YENKIN-MAJESTIC PAINT CORPORATION	COLUMBUS	2,374
44	OHD020632998	BOC GROUP GENERAL MOTORS LORDSTOWN	LORDSTOWN	2,340
45	OHD005057542	BP OIL COMPANY TOLEDO REFINERY	OREGON	2,262
46	OHD093903425	WORTHINGTON STEEL COMPANY	MONROE	2,218
47	OHD076751320	ASHLAND CHEMICAL INC	CLEVELAND	2,156
48	OHD005041843	E.I. DUPONT DE NEMOURS & CO.	TOLEDO	2,014
49	OHD987022787	ROSE EXTERMINATOR COMPANY	TOLEDO	2,000
50	OHD982070237	OHIO TURNPIKE COMM AMHERST MAINT BLDG	AMHERST	1,946
TOTAL				409,633

NOTES: COLUMNS MAY NOT SUM DUE TO ROUNDING.
STATE MAY HAVE FEWER THAN FIFTY SHIPPERS.
CBI DATA HAVE BEEN EXCLUDED FROM THIS STATE'S DATA.

OHIO

1991 WASTE RECEIPTS

15 NUMBER OF RCRA HAZARDOUS WASTE RECEIVERS: 39

16 QUANTITY OF RCRA HAZARDOUS WASTE RECEIVED: 202,946 TONS

17 FIFTY LARGEST RCRA HAZARDOUS WASTE RECEIVERS, 1991

RANK	EPA ID	SITE NAME	CITY	QUANTITY RECEIVED (TONS)
1	OHD000724088	EAGLEBROOK OF OHIO INC.	CLEVELAND	77,648
2	OHD004304689	PPG INDUSTRIES, INC.	CIRCLEVILLE	19,192
3	OHD001926740	HUKILL CHEMICAL CORPORATION	BEDFORD	17,016
4	OHD004178612	RESEARCH OIL COMPANY	CLEVELAND	12,470
5	OHD980897656	CHEMICAL SOLVENTS, INC.	CLEVELAND	12,442
6	OHD060409521	WCI STEEL INC.	WARREN	10,137
7	OHD066060609	CHEMTRON CORP.	AVON	9,249
8	OHD097613871	MASTER METALS INC	CLEVELAND	8,243
9	OHD980700942	ECOLOTEC INC	DAYTON	7,641
10	OHD083377010	ENVIRONMENTAL ENTERPRISES INC.	CINCINNATI	6,233
11	OHD004274031	CLARK PROCESSING INC	DAYTON	5,197
12	OHD981195779	SOUTHWESTERN PORTLAND CEMENT COMPANY	FAIRBORN	3,840
13	OHD981099401	SAFETY-KLEEN CORP	KENT	3,117
14	OHD055522429	EVERGREEN ENVIRONMENTAL GROUP, INC.	BEDFORD	2,331
15	OHD981000664	SAFETY-KLEEN CORP	GROVEPORT	1,425
16	OHD981187313	SAFETY-KLEEN CORP	SHARONVILLE	1,258
17	OHD980683155	SAFETY-KLEEN CORP	TIPP CITY	1,075
18	OHD980990162	SAFETY-KLEEN CORP	YOUNGSTOWN	1,028
19	OHD981097876	SAFETY-KLEEN CORP	TOLEDO	933
20	OHD000821348	TELEDYNE MONARCH RUBBER PLANT 2	HARTVILLE	913
21	OHD052324548	LIBERTY SOLVENTS & CHEMICALS CO., INC.	TWINSBURG	343
22	OHD986983237	ENVIRONMENTAL PURIFICATION INDUSTRIES	TOLEDO	321
23	OHD004212999	BRUSH WELLMAN INC.	ELMORE	266
24	OHD074700311	ASHLAND CHEMICAL INC	DAYTON	190
25	OHD080158702	DETREX CORP. SOLVENT DIV.	EUCLID	170
26	OHD980586804	XXKEM CO	TOLEDO	109
27	OHD980993992	BARON-BLAKESLEE/DIV. OF ALLIED-SIGNAL	NORTH ROYALTON	35
28	OH7571724312	DEPARTMENT OF THE AIR FORCE	WRIGHT-PATTERSON AFB	29
29	OHD004347308	PPG INDUSTRIES INC	DELAWARE	20
30	OHD004460143	PPG INDUSTRIES	CLEVELAND	17
31	OHD004477634	QUEEN CITY BARREL CO	CINCINNATI	16
32	OHD000817346	GMC PACKARD ELECTRIC DIV NRR COMPLEX	WARREN	12
33	OHD007901598	BATTELLE	COLUMBUS	8
34	OHD004172623	LUBRIZOL CORPORATION	PAINESVILLE	8
35	OH6210020222	DEFENSE CONSTRUCTION SUPPLY CENTER	COLUMBUS	7
36	OHD068901610	TELEDYNE MONARCH RUBBER PLANT 1	HARTVILLE	6
37	OHD000810242	RMI TITANIUM COMPANY SODIUM PLANT	ASHTABULA	2
38	OH1680090007	USEPA CENTER HILL SOLID WASTE LAB	CINCINNATI	0
39	OH5210020736	RAVENNA ARMY AMMUNITION PLANT	RAVENNA	0
TOTAL				202,946

NOTES: COLUMNS MAY NOT SUM DUE TO ROUNDING.
STATE MAY HAVE FEWER THAN FIFTY FACILITIES THAT RECEIVED WASTE.
CBI DATA HAVE BEEN EXCLUDED FROM THIS STATE'S DATA.

OHIO

1991 WASTE RECEIPTS, CONTINUED

18 QUANTITY OF RCRA HAZARDOUS WASTE MANAGED, BY MANAGEMENT METHOD, LIMITED TO WASTE RECEIVED FROM OFF SITE, 1991

MANAGEMENT METHOD	SYSTEM TYPE CODE	QUANTITY MANAGED (TONS)	PERCENTAGE OF QUANTITY	NUMBER OF FACILITIES	PERCENTAGE OF FACILITIES
METALS RECOVERY (FOR REUSE)	M011-M019	8,243	5	1	4
SOLVENTS RECOVERY	M021-M029	27,041	15	5	18
OTHER RECOVERY	M031-M039	10,137	6	1	4
INCINERATION	M041-M049	22,741	13	6	21
AQUEOUS INORGANIC TREATMENT	M071-M079	2,307	1	2	7
AQUEOUS ORGANIC AND INORGANIC TREATMENT	M091-M099	0	0	1	4
STABILIZATION	M111-M119	2,315	1	3	11
OTHER TREATMENT	M121-M129	103,501	59	8	29
OTHER DISPOSAL SPECIFIED IN COMMENTS	M137-DISP	1	0	1	4
TOTAL		176,286	100	19	100

19 MANAGEMENT METHOD, BY QUANTITY OF RCRA HAZARDOUS WASTE MANAGED, LIMITED TO WASTE RECEIVED FROM OFF SITE, 1991

MANAGEMENT METHOD	SYSTEM TYPE CODE	QUANTITY MANAGED (TONS)	PERCENTAGE OF QUANTITY	NUMBER OF FACILITIES	PERCENTAGE OF FACILITIES
OTHER TREATMENT	M121-M129	103,501	59	8	29
SOLVENTS RECOVERY	M021-M029	27,041	15	5	18
INCINERATION	M041-M049	22,741	13	6	21
OTHER RECOVERY	M031-M039	10,137	6	1	4
METALS RECOVERY (FOR REUSE)	M011-M019	8,243	5	1	4
STABILIZATION	M111-M119	2,315	1	3	11
AQUEOUS INORGANIC TREATMENT	M071-M079	2,307	1	2	7
OTHER DISPOSAL SPECIFIED IN COMMENTS	M137-DISP	1	0	1	4
AQUEOUS ORGANIC AND INORGANIC TREATMENT	M091-M099	0	0	1	4
TOTAL		176,286	100	19	100

20 MANAGEMENT METHOD AND QUANTITY OF RCRA HAZARDOUS WASTE MANAGED, BY NUMBER OF FACILITIES, LIMITED TO WASTE RECEIVED FROM OFF SITE, 1991

MANAGEMENT METHOD	SYSTEM TYPE CODE	QUANTITY MANAGED (TONS)	PERCENTAGE OF QUANTITY	NUMBER OF FACILITIES	PERCENTAGE OF FACILITIES
OTHER TREATMENT	M121-M129	103,501	59	8	29
INCINERATION	M041-M049	22,741	13	6	21
SOLVENTS RECOVERY	M021-M029	27,041	15	5	18
STABILIZATION	M111-M119	2,315	1	3	11
AQUEOUS INORGANIC TREATMENT	M071-M079	2,307	1	2	7
METALS RECOVERY (FOR REUSE)	M011-M019	8,243	5	1	4
OTHER RECOVERY	M031-M039	10,137	6	1	4
AQUEOUS ORGANIC AND INORGANIC TREATMENT	M091-M099	0	0	1	4
OTHER DISPOSAL SPECIFIED IN COMMENTS	M137-DISP	1	0	1	4
TOTAL		176,286	100	19	100

NOTE: FACILITIES WITH ONLY STORAGE UNITS ARE EXCLUDED
COLUMNS MAY NOT SUM DUE TO ROUNDING.
COLUMNS MAY NOT SUM TO TOTAL BECAUSE FACILITIES MAY HAVE MULTIPLE HANDLINGS METHODS.
CBI DATA HAVE BEEN EXCLUDED FROM THIS STATE'S DATA.

OHIO

1991 IMPORTS AND EXPORTS

21 QUANTITY OF RCRA HAZARDOUS WASTE IMPORTED: 69,091 TONS

22 QUANTITY OF RCRA HAZARDOUS WASTE EXPORTED: 4,585,723 TONS

23 QUANTITY AND PERCENTAGE OF RCRA HAZARDOUS WASTEWATER AND NON-WASTEWATER MANAGEMENT IN 1991

MANAGEMENT TYPE	TONS	PERCENTAGE
WASTEWATER	1,213,346	88
NON-WASTEWATER	162,754	12
TOTAL	1,376,100	100

NOTE: CBI DATA HAVE BEEN EXCLUDED FROM THIS STATE'S DATA.

OKLAHOMA

1991 WASTE GENERATION

1 NUMBER OF RCRA LARGE QUANTITY GENERATORS (LQGS): 161

2 QUANTITY OF RCRA HAZARDOUS WASTE GENERATED: 933,230 TONS

3 FIFTY LARGEST RCRA HAZARDOUS WASTE GENERATORS IN THE STATE, 1991

RANK	EPA ID	SITE NAME	CITY	TOTAL GENERATED (TONS)
1	OKD000829440	ZINC CORPORATION OF AMERICA	BARTLESVILLE	803,218
2	OKD007233836	CONOCO, INC. - PONCA CITY REF.	PONCA CITY	25,152
3	OKD065438376	U.S. POLLUTION CONTROL, INC.	WAYNOKA	18,545
4	OKD000632737	HYDROCARBON RECYCLERS, INC.	TULSA	14,498
5	OKD074274333	MOORE BUSINESS FORMS & SYSTEMS DIV.	STILLWATER	12,687
6	OKD007219181	SHEFFIELD STEEL CORPORATION	SAND SPRINGS	7,410
7	OKD058078775	SUN REFINING & MKTG. CO. - TULSA REF.	TULSA	6,707
8	OK1571724391	U.S. AIR FORCE TINKER AFB	TINKER AFB	6,404
9	OKD089761290	CHIEF SUPPLY, INC.	HASKELL	5,265
10	OKD072424104	BAKER PERFORMANCE CHEMICALS	SAND SPRINGS	4,759
11	OKD007158454	EAGLE-PICHER IND., INC. - EOM DEPT.	QUAPAW	2,180
12	OK6213822798	MCALESTER ARMY AMMUNITION PLANT	MCALESTER	2,169
13	OKD041501347	MCDONNELL DOUGLAS TULSA	TULSA	1,440
14	OKD079986568	XEROX CORP.-OKLA. CITY PLANT	OKLAHOMA CITY	1,301
15	OKD000396549	KERR-MCGEE REFINING CORPORATION	WYNNEWOOD	1,287
16	OKD032963530	MADEWELL AND MADEWELL, INC.	JONES	1,260
17	OKD053959326	WEBCO INDUSTRIES, INC. - SOUTHWEST TUBE	SAND SPRINGS	1,161
18	OKD074294612	BRUNSWICK-MERCURY MARINE	STILLWATER	1,094
19	OKD062267448	3M WEATHERFORD	WEATHERFORD	1,083
20	OKD065436180	NATIONAL-STANDARD CO.-STILLWATER PLT.	STILLWATER	1,049
21	OKD001824564	AMERICAN AIRLINES, INC.	TULSA	935
22	OKD082565714	CPC GROUP-OKLAHOMA CITY	OKLAHOMA CITY	891
23	OKD000758557	CHROMALLOY-DIVISION OKLA.	MIDWEST CITY	851
24	OKD000803601	PHILLIPS RESEARCH CENTER	BARTLESVILLE	778
25	OKD064551880	INTERPLASTIC CORPORATION	PRYOR	757
26	OKD099714354	OKLAHOMA STEEL & WIRE CO.	MADILL	717
27	OKD057705972	TOTAL PETROLEUM, INC.	ARDMORE	614
28	OKD000402396	RESIDUAL TECHNOLOGIES, INC.	TULSA	528
29	OKD061631354	THE CROSBY GROUP	TULSA	404
30	OK4213720846	U.S. ARMY FIELD ARTILLERY CTR & FT SILL	FT. SILL	391
31	OKD020721098	DELTA FAUCET OF OKLAHOMA	CHICKASHA	364
32	OKD007192719	ALLIED MATERIALS CORPORATION	STROUD	279
33	OKD990696890	J. P. EMCO, INC.	ADA	269
34	OKD000815001	ROGERS GALVANIZING CO., INC. PLANT #2	TULSA	265
35	OKD007220841	FEDERATED METALS CORP.	SAND SPRINGS	240
36	OKD007220262	ROCKWELL INTERNATIONAL	TULSA	219
37	OKD055943286	GRAPHIC ELECTRONICS	TULSA	218
38	OKD000814228	HALLIBURTON SERVICES	DUNCAN	192
39	OKD007207129	GEMINI COATINGS, INC.	EL RENO	177
40	OKD982760217	AES SHADY POINT, INC.	PANAMA	174
41	OKD000803205	DAYTON TIRE	OKLAHOMA CITY	172
42	OKD007218167	ROGERS GALVANIZING CO., INC. PLANT #1	TULSA	167
43	OKD094029063	KWIKSET CORPORATION	BRISTOW	165
44	OKP410134870	TEXACO PIPELINE	CUSHING	148
45	OKP410134322	NUWAY LAUNDRY & CLEANERS	NORMAN	140
46	OKD000829457	OKLAHOMA GAS & ELECTRIC CO.	OKLAHOMA CITY	140
47	OKD072401045	FORD MOTOR COMPANY-TULSA GLASS PLANT	TULSA	136
48	OKD078648888	EXPLORER PIPELINE COMPANY-GLENPOOL	GLENPOOL	136
49	OKD980624571	ALUMINUM SERVICE CORP.	CHECOTAH	136
50	OKD000763763	PHILLIPS PIPELINE COMPANY	LAVERNE	135
TOTAL				929,407

NOTE: STATE MAY HAVE FEWER THAN FIFTY GENERATORS

OKLAHOMA

1991 WASTE GENERATION, CONTINUED

4 QUANTITIES OF WASTE GENERATED IN 1991 THAT WERE

- REPORTED WITH ONLY CHARACTERISTIC WASTE CODES
- REPORTED WITH ONLY LISTED WASTE CODES
- REPORTED WITH BOTH CHARACTERISTIC AND LISTED WASTE CODES

WASTE HAS ONLY CHARACTERISTIC CODES	TONS OF WASTE GENERATED	WASTE HAS ONLY LISTED CODES	TONS OF WASTE GENERATED	WASTE HAS BOTH CHARACTERISTIC AND LISTED CODES	TONS OF WASTE GENERATED
ONLY IGNITABLE	5,205	ONLY AN F CODE	29,878		
ONLY CORROSIVE	14,175	ONLY A K CODE	13,472		
ONLY REACTIVE	2,025	ONLY A P CODE	0		
ONLY D004-17	808,791	ONLY A U CODE	1,003		
ONLY D018-D043	3,246				
HAS MORE THAN ONE CHARACTERISTIC CODE	14,106	HAS MORE THAN ONE LISTED CODE	16		
TOTAL	847,548	TOTAL	44,369	TOTAL CHAR. AND LISTED	41,296

5 QUANTITIES OF WASTE GENERATED IN 1991 THAT WERE MULTIPLY CODED

WASTE HAS ONLY CHARACTERISTIC CODES BUT MORE THAN ONE APPLIES	TONS OF WASTE GENERATED	ONLY LISTED CODES BUT HAS MORE THAN ONE	TONS OF WASTE GENERATED	BOTH CHAR. & LISTED CODES	TONS OF WASTE GENERATED
HAS IGNITABLE CODE	1,945			IGN. W/ AT LEAST 1 LSTD	30,696
HAS CORROSIVE CODE	12,472			CORR. W/ AT LEAST 1 LSTD	10,542
HAS REACTIVE CODE	7,796			REACT. W/ AT LEAST 1 LSTD	8,336
HAS D004-D017 CODE	5,430			D004-17 W/ AT LEAST 1 LSTD	25,125
HAS D018-D043 CODE	1,646			D018-43 W/ AT LEAST 1 LSTD	25,537
		HAS AN F CODE	15	F WASTE W/ AT LEAST 1 CHAR	32,191
		HAS A K CODE	0	K WASTE W/ AT LEAST 1 CHAR	10,873
		HAS A P CODE	1	P WASTE W/ AT LEAST 1 CHAR	8,946
		HAS A U CODE	16	U WASTE W/ AT LEAST 1 CHAR	9,032
TOTAL	14,106	TOTAL	16	TOTAL	41,296

NOTE: COLUMNS DO NOT SUM TO TOTAL BECAUSE A WASTE CODE MAY APPLY TO MORE THAN ONE WASTE.
MIXTURES WITH IGNITABLE, CORROSIVE, REACTIVE, D004-17, AND D018-43 CHARACTERISTIC CODES ALSO MAY CONTAIN OTHER CHARACTERISTIC WASTE CODES.
SIMILARLY, WASTES WITH F,K,P, AND U LISTED CODES MAY HAVE OTHER LISTED WASTE CODES

OKLAHOMA

WASTE MANAGEMENT

6 NUMBER OF RCRA TSD FACILITIES: 39

7 QUANTITY OF RCRA HAZARDOUS WASTE MANAGED: 980,618 TONS

8 FIFTY LARGEST RCRA HAZARDOUS WASTE MANAGEMENT FACILITIES, 1991

RANK	EPAID	SITE NAME	CITY	TONS OF WASTE MANAGED
1	OKD000829440	ZINC CORPORATION OF AMERICA	BARTLESVILLE	792,988
2	OKD065438376	U.S. POLLUTION CONTROL, INC.	WAYNOKA	132,880
3	OKD007233836	CONOCO, INC. - PONCA CITY REF.	PONCA CITY	19,924
4	OKD000632737	HYDROCARBON RECYCLERS, INC.	TULSA	14,331
5	OKD089761290	CHIEF SUPPLY, INC.	HASKELL	9,910
6	OKD000402396	RESIDUAL TECHNOLOGIES, INC.	TULSA	4,318
7	OK6213822798	MCALESTER ARMY AMMUNITION PLANT	MCALESTER	2,010
8	OKD058078775	SUN REFINING & MKTG. CO. - TULSA REF.	TULSA	1,370
9	OKD032963530	MADEWELL AND MADEWELL, INC.	JONES	1,260
10	OKD074294612	BRUNSWICK-MERCURY MARINE	STILLWATER	718
11	OKD000803601	PHILLIPS RESEARCH CENTER	BARTLESVILLE	696
12	OKD981908395	UNARCO COMMERCIAL PRODUCTS	WAGONER	105
13	OKD074274333	MOORE BUSINESS FORMS & SYSTEMS DIV.	STILLWATER	42
14	OKD000396549	KERR-MCGEE REFINING CORPORATION	WYNNEWOOD	18
15	OKD980623045	HALLIBURTON SERVICES	DUNCAN	16
16	OKD990750960	SINCLAIR OIL CORPORATION	TULSA	12
17	OKD055940647	JOHN ZINK COMPANY/A DIV. OF KOCH ENGR.	TULSA	9
18	OKD980623037	EAGLE-PICHER IND., INC. - BORON DEPT.	QUAPAW	8
19	OK4213720846	U.S. ARMY FIELD ARTILLERY CTR & FT SILL	FT. SILL	2
20	OKD000814228	HALLIBURTON SERVICES	DUNCAN	2
21	OKD007158454	EAGLE-PICHER IND., INC. - EOM DEPT.	QUAPAW	0
TOTAL				980,618

NOTE: STATE MAY HAVE FEWER THAN FIFTY FACILITIES THAT MANAGED WASTES.
WASTE ONLY MANAGED BY STORAGE IS NOT INCLUDED.

OKLAHOMA

WASTE MANAGEMENT, CONTINUED

9 QUANTITY OF RCRA HAZARDOUS WASTE MANAGED BY MANAGEMENT METHOD, 1991

MANAGEMENT METHOD	SYSTEM TYPE CODE	QUANTITY MANAGED (TONS)	PERCENTAGE OF QUANTITY	NUMBER OF FACILITIES	PERCENTAGE OF FACILITIES
SOLVENTS RECOVERY	M021-M029	12,968	1	6	17
OTHER RECOVERY	M031-M039	1	0	1	3
INCINERATION	M041-M049	1,005	0	4	11
ENERGY RECOVERY (REUSE AS FUEL)	M051-M059	42	0	1	3
FUEL BLENDING	M061-----	3,636	0	2	6
AQUEOUS INORGANIC TREATMENT	M071-M079	795,264	81	5	14
AQUEOUS ORGANIC TREATMENT	M081-M089	15,718	2	2	6
STABILIZATION	M111-M119	72,471	7	3	8
OTHER TREATMENT	M121-M129	17,631	2	6	17
LAND TREATMENT / APPLICATION / FARMING	M131-DISP	10,883	1	3	8
LANDFILL	M132-DISP	46,680	5	1	3
DEEPWELL / UNDERGROUND INJECTION	M134-DISP	4,318	0	1	3
OTHER DISPOSAL SPECIFIED IN COMMENTS	M137-DISP	0	0	1	3
TOTAL		980,618	100	21	100

10 MANAGEMENT METHOD, BY QUANTITY OF RCRA HAZARDOUS WASTE MANAGED, 1991

MANAGEMENT METHOD	SYSTEM TYPE CODE	QUANTITY MANAGED (TONS)	PERCENTAGE OF QUANTITY	NUMBER OF FACILITIES	PERCENTAGE OF FACILITIES
AQUEOUS INORGANIC TREATMENT	M071-M079	795,264	81	5	14
STABILIZATION	M111-M119	72,471	7	3	8
LANDFILL	M132-DISP	46,680	5	1	3
OTHER TREATMENT	M121-M129	17,631	2	6	17
AQUEOUS ORGANIC TREATMENT	M081-M089	15,718	2	2	6
SOLVENTS RECOVERY	M021-M029	12,968	1	6	17
LAND TREATMENT / APPLICATION / FARMING	M131-DISP	10,883	1	3	8
DEEPWELL / UNDERGROUND INJECTION	M134-DISP	4,318	0	1	3
FUEL BLENDING	M061-----	3,636	0	2	6
INCINERATION	M041-M049	1,005	0	4	11
ENERGY RECOVERY (REUSE AS FUEL)	M051-M059	42	0	1	3
OTHER RECOVERY	M031-M039	1	0	1	3
OTHER DISPOSAL SPECIFIED IN COMMENTS	M137-DISP	0	0	1	3
TOTAL		980,618	100	21	100

11 MANAGEMENT METHOD AND QUANTITY OF RCRA HAZARDOUS WASTE MANAGED BY NUMBER OF FACILITIES, 1991

MANAGEMENT METHOD	SYSTEM TYPE CODE	QUANTITY MANAGED (TONS)	PERCENTAGE OF QUANTITY	NUMBER OF FACILITIES	PERCENTAGE OF FACILITIES
SOLVENTS RECOVERY	M021-M029	12,968	1	6	17
OTHER TREATMENT	M121-M129	17,631	2	6	17
AQUEOUS INORGANIC TREATMENT	M071-M079	795,264	81	5	14
INCINERATION	M041-M049	1,005	0	4	11
STABILIZATION	M111-M119	72,471	7	3	8
LAND TREATMENT / APPLICATION / FARMING	M131-DISP	10,883	1	3	8
FUEL BLENDING	M061-----	3,636	0	2	6
AQUEOUS ORGANIC TREATMENT	M081-M089	15,718	2	2	6
OTHER RECOVERY	M031-M039	1	0	1	3
ENERGY RECOVERY (REUSE AS FUEL)	M051-M059	42	0	1	3
LANDFILL	M132-DISP	46,680	5	1	3
DEEPWELL / UNDERGROUND INJECTION	M134-DISP	4,318	0	1	3
OTHER DISPOSAL SPECIFIED IN COMMENTS	M137-DISP	0	0	1	3
TOTAL		980,618	100	21	100

NOTE: FACILITIES WITH ONLY STORAGE UNITS ARE EXCLUDED.
COLUMNS MAY NOT SUM DUE TO ROUNDING.
COLUMNS MAY NOT SUM TO TOTAL BECAUSE FACILITIES MAY HAVE MULTIPLE HANDLINGS METHODS.

OKLAHOMA

1991 WASTE SHIPMENTS

12 NUMBER OF RCRA HAZARDOUS WASTE SHIPPERS: 158

13 QUANTITY OF RCRA HAZARDOUS WASTE SHIPPED: 85,157 TONS

14 FIFTY LARGEST RCRA HAZARDOUS WASTE SHIPPERS, 1991

RANK	EPA ID	SITE NAME	CITY	QUANTITY SHIPPED (TONS)
1	OKD000632737	HYDROCARBON RECYCLERS, INC.	TULSA	13,270
2	OKD074274333	MOORE BUSINESS FORMS & SYSTEMS DIV.	STILLWATER	7,991
3	OKD007219181	SHEFFIELD STEEL CORPORATION	SAND SPRINGS	7,410
4	OKD065438376	U.S. POLLUTION CONTROL, INC.	WAYNOKA	7,157
5	OK1571724391	U.S. AIR FORCE TINKER AFB	TINKER AFB	6,834
6	OKD089761290	CHIEF SUPPLY, INC.	HASKELL	5,366
7	OKD058078775	SUN REFINING & MKTG. CO. - TULSA REF.	TULSA	5,337
8	OKD072424104	BAKER PERFORMANCE CHEMICALS	SAND SPRINGS	3,680
9	OKD007233836	CONOCO, INC. - PONCA CITY REF.	PONCA CITY	3,518
10	OKD007158454	EAGLE-PICHER IND., INC. - EOM DEPT.	QUAPAW	2,202
11	OKD980878474	SAFETY-KLEEN CORP.	WHEATLAND	1,475
12	OKD041501347	MCDONNELL DOUGLAS TULSA	TULSA	1,440
13	OKD000763821	SAFETY-KLEEN CORP.	TULSA	1,316
14	OKD079986568	XEROX CORP.-OKLA. CITY PLANT	OKLAHOMA CITY	1,301
15	OKD053959326	WEBCO INDUSTRIES, INC. - SOUTHWEST TUBE	SAND SPRINGS	1,104
16	OKD062267448	3M WEATHERFORD	WEATHERFORD	1,083
17	OKD065436180	NATIONAL-STANDARD CO.-STILLWATER PLT.	STILLWATER	1,049
18	OKD001824564	AMERICAN AIRLINES, INC.	TULSA	935
19	OKD082565714	CPC GROUP-OKLAHOMA CITY	OKLAHOMA CITY	896
20	OKD064551880	INTERPLASTIC CORPORATION	PRYOR	818
21	OKD000402396	RESIDUAL TECHNOLOGIES, INC.	TULSA	678
22	OKD099714354	OKLAHOMA STEEL & WIRE CO.	MADILL	672
23	OKD057705972	TOTAL PETROLEUM, INC.	ARDMORE	614
24	OKD061631354	THE CROSBY GROUP	TULSA	404
25	OK4213720846	U.S. ARMY FIELD ARTILLERY CTR & FT SILL	FT. SILL	391
26	OKD074294612	BRUNSWICK-MERCURY MARINE	STILLWATER	376
27	OKD020721098	DELTA FAUCET OF OKLAHOMA	CHICKASHA	336
28	OKD000396549	KERR-MCGEE REFINING CORPORATION	WYNNEWOOD	306
29	OKD007192719	ALLIED MATERIALS CORPORATION	STROUD	279
30	OKD990696890	J. P. EMCO, INC.	ADA	269
31	OKD007220262	ROCKWELL INTERNATIONAL	TULSA	247
32	OKD007220841	FEDERATED METALS CORP.	SAND SPRINGS	240
33	OKD055943286	GRAPHIC ELECTRONICS	TULSA	218
34	OKD000814228	HALLIBURTON SERVICES	DUNCAN	185
35	OKD982760217	AES SHADY POINT, INC.	PANAMA	174
36	OKD000803205	DAYTON TIRE	OKLAHOMA CITY	172
37	OKD007218167	ROGERS GALVANIZING CO., INC. PLANT #1	TULSA	167
38	OKD094029063	KWIKSET CORPORATION	BRISTOW	165
39	OK6213822798	MCALESTER ARMY AMMUNITION PLANT	MCALESTER	160
40	OKD072401045	FORD MOTOR COMPANY-TULSA GLASS PLANT	TULSA	157
41	OKD981597917	LORI	TULSA	151
42	OKP410134870	TEXACO PIPELINE	CUSHING	148
43	OK4571524095	VANCE AIR FORCE BASE	ENID	144
44	OKD000829440	ZINC CORPORATION OF AMERICA	BARTLESVILLE	141
45	OKP410134322	NUWAY LAUNDRY & CLEANERS	NORMAN	140
46	OKD000829457	OKLAHOMA GAS & ELECTRIC CO.	OKLAHOMA CITY	137
47	OKD980624571	ALUMINUM SERVICE CORP.	CHECOTAH	136
48	OKD000763763	PHILLIPS PIPELINE COMPANY	LAVERNE	135
49	OKD007188147	CATO OIL & GREASE COMPANY	OKLAHOMA CITY	126
50	OKD000728790	TEXACO SALES TERM.-TECACO REF & MKTG INC	DEL CITY	120
TOTAL				81,770

NOTES: COLUMNS MAY NOT SUM DUE TO ROUNDING.
STATE MAY HAVE FEWER THAN FIFTY SHIPPERS.

OKLAHOMA

1991 WASTE RECEIPTS

15 NUMBER OF RCRA HAZARDOUS WASTE RECEIVERS: 10

16 QUANTITY OF RCRA HAZARDOUS WASTE RECEIVED: 149,345 TONS

17 FIFTY LARGEST RCRA HAZARDOUS WASTE RECEIVERS, 1991

RANK	EPA ID	SITE NAME	CITY	QUANTITY RECEIVED (TONS)
1	OKD065438376	U.S. POLLUTION CONTROL, INC.	WAYNOKA	126,133
2	OKD089761290	CHIEF SUPPLY, INC.	HASKELL	9,910
3	OKD000632737	HYDROCARBON RECYCLERS, INC.	TULSA	6,403
4	OKD000402396	RESIDUAL TECHNOLOGIES, INC.	TULSA	4,318
5	OKD980878474	SAFETY-KLEEN CORP.	WHEATLAND	1,267
6	OKD000763821	SAFETY-KLEEN CORP.	TULSA	1,160
7	OKD041502089	ASHLAND CHEMICAL, INC.	TULS	100
8	OKD000814228	HALLIBURTON SERVICES	DUNCAN	36
9	OKD000803601	PHILLIPS RESEARCH CENTER	BARTLESVILLE	9
10	OKD055940647	JOHN ZINK COMPANY/A DIV. OF KOCH ENGR.	TULSA	9
TOTAL				149,345

NOTES: COLUMNS MAY NOT SUM DUE TO ROUNDING.
STATE MAY HAVE FEWER THAN FIFTY FACILITIES THAT RECEIVED WASTE.

OKLAHOMA

1991 WASTE RECEIPTS, CONTINUED

18 QUANTITY OF RCRA HAZARDOUS WASTE MANAGED, BY MANAGEMENT METHOD, LIMITED TO WASTE RECEIVED FROM OFF SITE, 1991

MANAGEMENT METHOD	SYSTEM TYPE CODE	QUANTITY MANAGED (TONS)	PERCENTAGE OF QUANTITY	NUMBER OF FACILITIES	PERCENTAGE OF FACILITIES
SOLVENTS RECOVERY	M021-M029	11,428	8	2	15
INCINERATION	M041-M049	302	0	3	23
FUEL BLENDING	M061-----	3,636	2	2	15
AQUEOUS ORGANIC TREATMENT	M081-M089	861	1	1	8
STABILIZATION	M111-M119	72,058	49	1	8
OTHER TREATMENT	M121-M129	7,611	5	2	15
LANDFILL	M132-DISP	46,568	32	1	8
DEEPWELL / UNDERGROUND INJECTION	M134-DISP	4,318	3	1	8
TOTAL		146,782	100	6	100

19 MANAGEMENT METHOD, BY QUANTITY OF RCRA HAZARDOUS WASTE MANAGED, LIMITED TO WASTE RECEIVED FROM OFF SITE, 1991

MANAGEMENT METHOD	SYSTEM TYPE CODE	QUANTITY MANAGED (TONS)	PERCENTAGE OF QUANTITY	NUMBER OF FACILITIES	PERCENTAGE OF FACILITIES
STABILIZATION	M111-M119	72,058	49	1	8
LANDFILL	M132-DISP	46,568	32	1	8
SOLVENTS RECOVERY	M021-M029	11,428	8	2	15
OTHER TREATMENT	M121-M129	7,611	5	2	15
DEEPWELL / UNDERGROUND INJECTION	M134-DISP	4,318	3	1	8
FUEL BLENDING	M061-----	3,636	2	2	15
AQUEOUS ORGANIC TREATMENT	M081-M089	861	1	1	8
INCINERATION	M041-M049	302	0	3	23
TOTAL		146,782	100	6	100

20 MANAGEMENT METHOD AND QUANTITY OF RCRA HAZARDOUS WASTE MANAGED, BY NUMBER OF FACILITIES, LIMITED TO WASTE RECEIVED FROM OFF SITE, 1991

MANAGEMENT METHOD	SYSTEM TYPE CODE	QUANTITY MANAGED (TONS)	PERCENTAGE OF QUANTITY	NUMBER OF FACILITIES	PERCENTAGE OF FACILITIES
INCINERATION	M041-M049	302	0	3	23
SOLVENTS RECOVERY	M021-M029	11,428	8	2	15
FUEL BLENDING	M061-----	3,636	2	2	15
OTHER TREATMENT	M121-M129	7,611	5	2	15
AQUEOUS ORGANIC TREATMENT	M081-M089	861	1	1	8
STABILIZATION	M111-M119	72,058	49	1	8
LANDFILL	M132-DISP	46,568	32	1	8
DEEPWELL / UNDERGROUND INJECTION	M134-DISP	4,318	3	1	8
TOTAL		146,782	100	6	100

NOTE: FACILITIES WITH ONLY STORAGE UNITS ARE EXCLUDED
COLUMNS MAY NOT SUM DUE TO ROUNDING.
COLUMNS MAY NOT SUM TO TOTAL BECAUSE FACILITIES MAY HAVE MULTIPLE HANDLINGS METHODS.

OKLAHOMA

1991 IMPORTS AND EXPORTS

21 QUANTITY OF RCRA HAZARDOUS WASTE IMPORTED: 128,046 TONS

22 QUANTITY OF RCRA HAZARDOUS WASTE EXPORTED: 4,585,723 TONS

23 QUANTITY AND PERCENTAGE OF RCRA HAZARDOUS WASTEWATER AND NON-WASTEWATER MANAGEMENT IN 1991

MANAGEMENT TYPE	TONS	PERCENTAGE
WASTEWATER	833,112	85
NON-WASTEWATER	147,505	15
TOTAL	980,618	100

OREGON

1991 WASTE GENERATION

1 NUMBER OF RCRA LARGE QUANTITY GENERATORS (LQGS): 191

2 QUANTITY OF RCRA HAZARDOUS WASTE GENERATED: 132,297 TONS

3 FIFTY LARGEST RCRA HAZARDOUS WASTE GENERATORS IN THE STATE, 1991

RANK	EPA ID	SITE NAME	CITY	TOTAL GENERATED (TONS)
1	ORD991281460	BERGSOE METAL CORPORATION	ST. HELENS	35,873
2	ORD009023466	EVANITE FIBER CORP BATTERY SEPARATOR DIV	CORVALLIS	26,734
3	ORD987175569	OKI SEMICONDUCTOR MANUFACTURING DIVISION	TUALATIN	11,722
4	ORD068788926	COLUMBIA AMERICAN PLATING CO.	PORTLAND	9,584
5	ORD054964481	BOEING OF PORTLAND	PORTLAND	7,563
6	ORD009106055	OREGON STEEL MILLS, INC.	PORTLAND	7,102
7	ORD981764707	NORTHWEST ALUMINUM COMPANY	THE DALLES	5,243
8	ORD045776432	CASCADE STEEL ROLLING MILLS INC	MCMINNVILLE	4,592
9	ORD980725592	TEKTRONIX INC FOREST GROVE	FOREST GROVE	3,646
10	ORD980837199	EAST SIDE PLATING INC	PORTLAND	3,044
11	ORD009027970	PRECISION CASTPARTS CORP. PORTLAND	PORTLAND	2,430
12	ORD009412677	REYNOLDS METALS COMPANY	TROUTDALE	2,331
13	ORD009227398	VAN WATERS & ROGERS INC	PORTLAND	1,647
14	ORD987187572	ODOT HWY DIV E MARQUAM BRIDGE	PORTLAND	1,042
15	ORD041265372	MINNESOTA MINING & MANUFACTURING CO	WHITE CITY	913
16	ORD050955848	TELEDYNE WAH CHANG ALBANY	ALBANY	866
17	ORD981773377	AEROSCIENTIFIC CORP.	BEAVERTON	835
18	ORD000602110	FREIGHTLINER CORP -TRUCK MFG PLANT	PORTLAND	616
19	ORD009020231	TEKTRONIX INC BEAVERTON CAMPUS	BEAVERTON	565
20	ORD049376189	PRAEGITZER INDUSTRIES, INC.	DALLAS	349
21	ORD009042854	JAMES RIVER PAPER COMPANY, INC.	PORTLAND	324
22	ORD980980353	WESTAK OF OREGON	FOREST GROVE	229
23	ORD000773937	PRECISION CASTPARTS CORP. CLACKAMAS	CLACKAMAS	211
24	ORD089452353	CHEMICAL WASTE MANAGEMENT OF THE NW	ARLINGTON	191
25	ORD030796619	BURLINGTON NORTHERN RR DANT & RUSS	NORTH PLAINS	183
26	ORD009038332	WEYERHAEUSER COMPANY KLAMATH FALLS	KLAMATH FALLS	177
27	ORD039795240	ROGUE VALLEY CIRCUITS, INC.	MEDFORD	170
28	ORD980987382	PRAEGITZER INDUSTRIES, INC.	WHITE CITY	167
29	ORD076408756	EASTERN ELECTRIC APPARATUS REPAIR CO INC	PORTLAND	155
30	ORD010736262	BLOUNT INC OREGON CUTTING SYSTEMS DIV	MILWAUKIE	149
31	ORD000773960	MATLACK INC	PORTLAND	147
32	ORD000643569	PORTLAND PORT OF SHIP REPAIR YARD	PORTLAND	136
33	ORD009047523	WEYERHAEUSER COMPANY NORTH BEND	NORTH BEND	135
34	ORD987188380	WESTERN SMELTING AND METALS	DALLAS	125
35	OR4141134318	USDOI BLM SALEM DISTRICT OFFICE	SALEM	113
36	ORD987193224	POLK COUNTY FARMERS COOP	RICKREALL	95
37	ORD060591963	INTEL CORPORATION ALOHA CAMPUS	ALOHA	87
38	ORD009049107	EAST SIDE PLATING, INC. (PLANT #4)	PORTLAND	86
39	ORD009027368	GUNDERSON INC.	PORTLAND	80
40	ORD982656076	ANODIZING, INC./ COATING DIVISION	PORTLAND	79
41	ORD041274549	E.I. DUPONT CO.	PORTLAND	71
42	ORD061483384	BARON-BLAKESLEE	PORTLAND	68
43	ORD009412602	AKZO COATINGS INC.	SALEM	65
44	ORD991281619	MYERS CONTAINER CORPORATION - MARX ST	PORTLAND	57
45	ORD980665483	TRI-MET CENTER STREET GARAGE	PORTLAND	55
46	ORD980738306	CONTINENTAL BRASS CO	PORTLAND	55
47	ORD003992518	ELECTRONIC CONTROLS DESIGN, INC.	MULINO	54
48	ORD010746402	JOHNSON CONTROLS INC, BATTERY GROUP INC	CANBY	53
49	ORD980982839	ALL-PHASE CIRCUITS	CENTRAL POINT	52
50	ORD081182180	HEWLETT-PACKARD COMPANY	CORVALLIS	49
TOTAL				130,315

NOTE: STATE MAY HAVE FEWER THAN FIFTY GENERATORS

OREGON

1991 WASTE GENERATION, CONTINUED

4 QUANTITIES OF WASTE GENERATED IN 1991 THAT WERE

- REPORTED WITH ONLY CHARACTERISTIC WASTE CODES
- REPORTED WITH ONLY LISTED WASTE CODES
- REPORTED WITH BOTH CHARACTERISTIC AND LISTED WASTE CODES

WASTE HAS ONLY CHARACTERISTIC CODES	TONS OF WASTE GENERATED	WASTE HAS ONLY LISTED CODES	TONS OF WASTE GENERATED	WASTE HAS BOTH CHARACTERISTIC AND LISTED CODES	TONS OF WASTE GENERATED
ONLY IGNITABLE	814	ONLY AN F CODE	2,161		
ONLY CORROSIVE	6,065	ONLY A K CODE	19,236		
ONLY REACTIVE	125	ONLY A P CODE	0		
ONLY D004-17	45,148	ONLY A U CODE	84		
ONLY D018-D043	33,964				
HAS MORE THAN ONE CHARACTERISTIC CODE	21,348	HAS MORE THAN ONE LISTED CODE	4		
TOTAL	107,465	TOTAL	21,485	TOTAL CHAR. AND LISTED	3,334

5 QUANTITIES OF WASTE GENERATED IN 1991 THAT WERE MULTIPLY CODED

WASTE HAS ONLY CHARACTERISTIC CODES BUT MORE THAN ONE APPLIES	TONS OF WASTE GENERATED	ONLY LISTED CODES BUT HAS MORE THAN ONE	TONS OF WASTE GENERATED	BOTH CHAR. & LISTED CODES	TONS OF WASTE GENERATED
HAS IGNITABLE CODE	1,049			IGN. W/ AT LEAST 1 LSTD	1,963
HAS CORROSIVE CODE	20,256			CORR. W/ AT LEAST 1 LSTD	92
HAS REACTIVE CODE	186			REACT. W/ AT LEAST 1 LSTD	100
HAS D004-D017 CODE	20,977			D004-17 W/ AT LEAST 1 LSTD	1,626
HAS D018-D043 CODE	367			D018-43 W/ AT LEAST 1 LSTD	1,242
		HAS AN F CODE	4	F WASTE W/ AT LEAST 1 CHAR	3,217
		HAS A K CODE	0	K WASTE W/ AT LEAST 1 CHAR	8
		HAS A P CODE	0	P WASTE W/ AT LEAST 1 CHAR	5
		HAS A U CODE	4	U WASTE W/ AT LEAST 1 CHAR	105
TOTAL	21,348	TOTAL	4	TOTAL	3,334

NOTE: COLUMNS DO NOT SUM TO TOTAL BECAUSE A WASTE CODE MAY APPLY TO MORE THAN ONE WASTE.
MIXTURES WITH IGNITABLE, CORROSIVE, REACTIVE, D004-17, AND D018-43 CHARACTERISTIC CODES ALSO MAY CONTAIN OTHER CHARACTERISTIC WASTE CODES.
SIMILARLY, WASTES WITH F,K,P, AND U LISTED CODES MAY HAVE OTHER LISTED WASTE CODES

OREGON

WASTE MANAGEMENT

6 NUMBER OF RCRA TSD FACILITIES: 9

7 QUANTITY OF RCRA HAZARDOUS WASTE MANAGED: 133,021 TONS

8 FIFTY LARGEST RCRA HAZARDOUS WASTE MANAGEMENT FACILITIES, 1991

RANK	EPAID	SITE NAME	CITY	TONS OF WASTE MANAGED
1	ORD089452353	CHEMICAL WASTE MANAGEMENT OF THE NW	ARLINGTON	132,737
2	OR6213820917	USA UMATILLA DEPOT ACTIVITY	HERMISTON	220
3	ORD061483384	BARON-BLAKESLEE	PORTLAND	63
4	ORD009020231	TEKTRONIX INC BEAVERTON CAMPUS	BEAVERTON	2
TOTAL				133,021

NOTE: STATE MAY HAVE FEWER THAN FIFTY FACILITIES THAT MANAGED WASTES.
WASTE ONLY MANAGED BY STORAGE IS NOT INCLUDED.

OREGON

WASTE MANAGEMENT, CONTINUED

9 QUANTITY OF RCRA HAZARDOUS WASTE MANAGED BY MANAGEMENT METHOD, 1991

MANAGEMENT METHOD	SYSTEM TYPE CODE	QUANTITY MANAGED (TONS)	PERCENTAGE OF QUANTITY	NUMBER OF FACILITIES	PERCENTAGE OF FACILITIES
SOLVENTS RECOVERY	M021-M029	64	0	2	33
AQUEOUS INORGANIC TREATMENT	M071-M079	0	0	1	17
SLUDGE TREATMENT	M101-M109	0	0	1	17
OTHER TREATMENT	M121-M129	220	0	1	17
LANDFILL	M132-DISP	132,737	100	1	17
TOTAL		133,021	100	4	100

10 MANAGEMENT METHOD, BY QUANTITY OF RCRA HAZARDOUS WASTE MANAGED, 1991

MANAGEMENT METHOD	SYSTEM TYPE CODE	QUANTITY MANAGED (TONS)	PERCENTAGE OF QUANTITY	NUMBER OF FACILITIES	PERCENTAGE OF FACILITIES
LANDFILL	M132-DISP	132,737	100	1	17
OTHER TREATMENT	M121-M129	220	0	1	17
SOLVENTS RECOVERY	M021-M029	64	0	2	33
SLUDGE TREATMENT	M101-M109	0	0	1	17
AQUEOUS INORGANIC TREATMENT	M071-M079	0	0	1	17
TOTAL		133,021	100	4	100

11 MANAGEMENT METHOD AND QUANTITY OF RCRA HAZARDOUS WASTE MANAGED BY NUMBER OF FACILITIES, 1991

MANAGEMENT METHOD	SYSTEM TYPE CODE	QUANTITY MANAGED (TONS)	PERCENTAGE OF QUANTITY	NUMBER OF FACILITIES	PERCENTAGE OF FACILITIES
SOLVENTS RECOVERY	M021-M029	64	0	2	33
AQUEOUS INORGANIC TREATMENT	M071-M079	0	0	1	17
SLUDGE TREATMENT	M101-M109	0	0	1	17
OTHER TREATMENT	M121-M129	220	0	1	17
LANDFILL	M132-DISP	132,737	100	1	17
TOTAL		133,021	100	4	100

NOTE: FACILITIES WITH ONLY STORAGE UNITS ARE EXCLUDED.
COLUMNS MAY NOT SUM DUE TO ROUNDING.
COLUMNS MAY NOT SUM TO TOTAL BECAUSE FACILITIES MAY HAVE MULTIPLE HANDLINGS METHODS.

OREGON

1991 WASTE SHIPMENTS

12 NUMBER OF RCRA HAZARDOUS WASTE SHIPPERS: 178

13 QUANTITY OF RCRA HAZARDOUS WASTE SHIPPED: 69,972 TONS

14 FIFTY LARGEST RCRA HAZARDOUS WASTE SHIPPERS, 1991

RANK	EPA ID	SITE NAME	CITY	QUANTITY SHIPPED (TONS)
1	ORD991281460	BERGSOE METAL CORPORATION	ST. HELENS	30,897
2	ORD054964481	BOEING OF PORTLAND	PORTLAND	7,241
3	ORD009106055	OREGON STEEL MILLS, INC.	PORTLAND	7,093
4	ORD981764707	NORTHWEST ALUMINUM COMPANY	THE DALLES	5,233
5	ORD045776432	CASCADE STEEL ROLLING MILLS INC	MCMINNVILLE	4,521
6	ORD980725592	TEKTRONIX INC FOREST GROVE	FOREST GROVE	3,645
7	ORD009412677	REYNOLDS METALS COMPANY	TROUTDALE	2,331
8	ORD987187572	ODOT HWY DIV E MARQUAM BRIDGE	PORTLAND	1,042
9	ORD009020231	TEKTRONIX INC BEAVERTON CAMPUS	BEAVERTON	697
10	ORD000602110	FREIGHTLINER CORP -TRUCK MFG PLANT	PORTLAND	614
11	ORD068788926	COLUMBIA AMERICAN PLATING CO.	PORTLAND	402
12	ORD049376189	PRAEGITZER INDUSTRIES, INC.	DALLAS	336
13	ORD980981682	WESTERN COMPLIANCE SERVICES INC	SHERWOOD	308
14	ORD980987382	PRAEGITZER INDUSTRIES, INC.	WHITE CITY	275
15	ORD041265372	MINNESOTA MINING & MANUFACTURING CO	WHITE CITY	251
16	ORD980980353	WESTAK OF OREGON	FOREST GROVE	232
17	ORD000773937	PRECISION CASTPARTS CORP. CLACKAMAS	CLACKAMAS	219
18	ORD981773377	AEROSCIENTIFIC CORP.	BEAVERTON	218
19	ORD009027970	PRECISION CASTPARTS CORP. PORTLAND	PORTLAND	213
20	ORD009038332	WEYERHAEUSER COMPANY KLAMATH FALLS	KLAMATH FALLS	178
21	ORD039795240	ROGUE VALLEY CIRCUITS, INC.	MEDFORD	170
22	ORD076408756	EASTERN ELECTRIC APPARATUS REPAIR CO INC	PORTLAND	155
23	ORD000773960	MATLACK INC	PORTLAND	147
24	ORD000643569	PORTLAND PORT OF SHIP REPAIR YARD	PORTLAND	139
25	ORD030796619	BURLINGTON NORTHERN RR DANT & RUSS	NORTH PLAINS	137
26	ORD009047523	WEYERHAEUSER COMPANY NORTH BEND	NORTH BEND	133
27	ORD987188380	WESTERN SMELTING AND METALS	DALLAS	125
28	ORD980837199	EAST SIDE PLATING INC	PORTLAND	92
29	ORD061483384	BARON-BLAKESLEE	PORTLAND	92
30	ORD041274549	E.I. DUPONT CO.	PORTLAND	89
31	ORD009042854	JAMES RIVER PAPER COMPANY, INC.	PORTLAND	86
32	ORD009227398	VAN WATERS & ROGERS INC	PORTLAND	85
33	ORD009049107	EAST SIDE PLATING, INC. (PLANT #4)	PORTLAND	85
34	ORD982656076	ANODIZING, INC./ COATING DIVISION	PORTLAND	81
35	ORD009027368	GUNDERSON INC.	PORTLAND	81
36	ORD009412602	AKZO COATINGS INC.	SALEM	67
37	ORD010736262	BLOUNT INC OREGON CUTTING SYSTEMS DIV	MILWAUKIE	62
38	ORD980738306	CONTINENTAL BRASS CO	PORTLAND	61
39	ORD991281619	MYERS CONTAINER CORPORATION - MARX ST	PORTLAND	57
40	ORD003992518	ELECTRONIC CONTROLS DESIGN, INC.	MULINO	53
41	ORD010746402	JOHNSON CONTROLS INC, BATTERY GROUP INC	CANBY	53
42	ORD980665483	TRI-MET CENTER STREET GARAGE	PORTLAND	51
43	ORD081182180	HEWLETT-PACKARD COMPANY	CORVALLIS	49
44	ORD009032400	J H BAXTER & CO EUGENE	EUGENE	49
45	OR1960000064	USACE PORTLAND 3 MILE CANYON SITE	ARLINGTON	48
46	ORD980977656	DELTA ENGINEERING & MANUFACTURING CO	TUALATIN	47
47	ORD009036716	ROSEBURG LUMBER CO INC	DILLARD	45
48	ORD046260212	BEND MILLWORK SYSTEMS, INC.	BEND	43
49	ORD096253737	WACKER SILTRONIC CORPORATION	PORTLAND	40
50	ORD987175569	OKI SEMICONDUCTOR MANUFACTURING DIVISION	TUALATIN	39
TOTAL				68,409

NOTES: COLUMNS MAY NOT SUM DUE TO ROUNDING.
STATE MAY HAVE FEWER THAN FIFTY SHIPPERS.

OREGON

1991 WASTE RECEIPTS

15 NUMBER OF RCRA HAZARDOUS WASTE RECEIVERS: 3

16 QUANTITY OF RCRA HAZARDOUS WASTE RECEIVED: 132,612 TONS

17 FIFTY LARGEST RCRA HAZARDOUS WASTE RECEIVERS, 1991

RANK	EPA ID	SITE NAME	CITY	QUANTITY RECEIVED (TONS)
1	ORD089452353	CHEMICAL WASTE MANAGEMENT OF THE NW	ARLINGTON	132,549
2	ORD061483384	BARON-BLAKESLEE	PORTLAND	63
3	ORD009020231	TEKTRONIX INC BEAVERTON CAMPUS	BEAVERTON	0
TOTAL				132,612

NOTES: COLUMNS MAY NOT SUM DUE TO ROUNDING.
STATE MAY HAVE FEWER THAN FIFTY FACILITIES THAT RECEIVED WASTE.

OREGON

1991 WASTE RECEIPTS, CONTINUED

18 QUANTITY OF RCRA HAZARDOUS WASTE MANAGED, BY MANAGEMENT METHOD, LIMITED TO WASTE RECEIVED FROM OFF SITE, 1991

MANAGEMENT METHOD	SYSTEM TYPE CODE	QUANTITY MANAGED (TONS)	PERCENTAGE OF QUANTITY	NUMBER OF FACILITIES	PERCENTAGE OF FACILITIES
SOLVENTS RECOVERY	M021-M029	63	0	1	33
SLUDGE TREATMENT	M101-M109	0	0	1	33
LANDFILL	M132-DISP	132,549	100	1	33
TOTAL		132,612	100	3	100

19 MANAGEMENT METHOD, BY QUANTITY OF RCRA HAZARDOUS WASTE MANAGED, LIMITED TO WASTE RECEIVED FROM OFF SITE, 1991

MANAGEMENT METHOD	SYSTEM TYPE CODE	QUANTITY MANAGED (TONS)	PERCENTAGE OF QUANTITY	NUMBER OF FACILITIES	PERCENTAGE OF FACILITIES
LANDFILL	M132-DISP	132,549	100	1	33
SOLVENTS RECOVERY	M021-M029	63	0	1	33
SLUDGE TREATMENT	M101-M109	0	0	1	33
TOTAL		132,612	100	3	100

20 MANAGEMENT METHOD AND QUANTITY OF RCRA HAZARDOUS WASTE MANAGED, BY NUMBER OF FACILITIES, LIMITED TO WASTE RECEIVED FROM OFF SITE, 1991

MANAGEMENT METHOD	SYSTEM TYPE CODE	QUANTITY MANAGED (TONS)	PERCENTAGE OF QUANTITY	NUMBER OF FACILITIES	PERCENTAGE OF FACILITIES
SOLVENTS RECOVERY	M021-M029	63	0	1	33
SLUDGE TREATMENT	M101-M109	0	0	1	33
LANDFILL	M132-DISP	132,549	100	1	33
TOTAL		132,612	100	3	100

NOTE: FACILITIES WITH ONLY STORAGE UNITS ARE EXCLUDED
COLUMNS MAY NOT SUM DUE TO ROUNDING.
COLUMNS MAY NOT SUM TO TOTAL BECAUSE FACILITIES MAY HAVE MULTIPLE HANDLINGS METHODS.

OREGON

1991 IMPORTS AND EXPORTS

21 QUANTITY OF RCRA HAZARDOUS WASTE IMPORTED: 80,677 TONS

22 QUANTITY OF RCRA HAZARDOUS WASTE EXPORTED: 4,585,723 TONS

23 QUANTITY AND PERCENTAGE OF RCRA HAZARDOUS WASTEWATER AND NON-WASTEWATER MANAGEMENT IN 1991

MANAGEMENT TYPE	TONS	PERCENTAGE
WASTEWATER	220	0
NON-WASTEWATER	132,801	100
TOTAL	133,021	100

PENNSYLVANIA

1991 WASTE GENERATION

1 NUMBER OF RCRA LARGE QUANTITY GENERATORS (LQGS): 1264

2 QUANTITY OF RCRA HAZARDOUS WASTE GENERATED: 1,692,608 TONS

3 FIFTY LARGEST RCRA HAZARDOUS WASTE GENERATORS IN THE STATE, 1991

RANK	EPA ID	SITE NAME	CITY	TOTAL GENERATED (TONS)
1	PAD002334753	OCCIDENTAL CHEMICAL CORP.	POTTSTOWN	672,249
2	PAD059087072	MILL SERVICE, INC. - BULGER PLANT	BULGER	114,355
3	PAD004835146	MILL SERVICE, INC. - YUKON PLANT	YUKON	72,788
4	PAD001882372	THOMSON CONSUMER ELECTRONICS, INC.	DUNMORE	49,045
5	PAD004498010	USS CLAIRTON WORKS	CLAIRTON	43,038
6	PAD002375376	U.S. STEEL CORPORATION FAIRLESS WORKS	FAIRLESS HILLS	34,224
7	PAD990753089	GENERAL BATTERY CORPORATION	READING	29,563
8	PAD004335154	ALLEGHENY LUDLUM STEEL CORPORATION	BRACKENRIDGE	27,707
9	PAD002326908	LUKENS STEEL CO.	COATESVILLE	25,969
10	PAD001933175	SHARON STEEL CORP.	FARRELL	25,689
11	PAD004340444	J&L SPECIALTY PRODUCTS CORPORATION	MIDLAND	25,254
12	PAD990824161	BETHLEHEM STEEL CORP. STRUCTURAL PRODUCT	BETHLEHEM	24,926
13	PAD002312791	ALLIED-SIGNAL INC.	PHILADELPHIA	24,574
14	PAD002330165	EAST PENN MFG. CO.	LYON STATION	22,814
15	PAD065618530	SHARON STEEL CORP. DAMASCUS TUBE DIV.	TRANSFER	20,379
16	PAD042259374	SARTOMER COMPANY, INC	WEST CHESTER	19,859
17	PAD000436261	RUETGERS-NEASE CHEMICAL CO., INC.	STATE COLLEGE	19,216
18	PAD980831333	BETHLEHEM STEEL CORP.-JOHNSTOWN PLANT	JOHNSTOWN	18,087
19	PAD004334157	NEVILLE CHEMICAL COMPANY (NEVCO)	PITTSBURGH	15,766
20	PAD004336145	WHEELING PITTSBURGH STEEL CORP-ALLENPORT	ALLENPORT	13,928
21	PAD004322863	SHARON TUBE COMPANY	SHARON	13,625
22	PAD004338091	WHEATLAND TUBE COMPANY	WHEATLAND	13,247
23	PAD077883346	ROHM AND HAAS D.V.I. PHILADELPHIA PLANT	PHILADELPHIA	11,466
24	PAD004325254	ARMCO, INC. ARMCO ADVANCED MATERIALS CO.	LYNDORA	11,209
25	PAD980550412	SMITHKLINE BEECHAM CHEMICALS	UPPER MERION	11,090
26	PAD004322509	WASHINGTON STEEL CORP.	WASHINGTON	10,252
27	PAD064375470	DELAWARE CONTAINER CO., INC.	COATESVILLE	9,804
28	PAD049791098	CHEVRON USA PRODUCTS COMPANY PHILADELPHI	PHILADELPHIA	9,266
29	PAD087561015	INMETCO, INC.	ELLWOOD CITY	8,041
30	PAD002292068	ROHM AND HAAS DELAWARE VALLEY, INC. BRIS	BRISTOL	7,283
31	PAD003026531	BETHLEHEM STEEL CORP. RAIL PRODUCTS&PIPE	STEELTON	7,281
32	PAD004336319	PPG INDUSTRIES, INC. COATINGS & RESINS	SPRINGDALE	6,956
33	PAD048203822	LORD CORPORATION CHEMICAL PRODUCTS DIV	SAEGERTOWN	6,714
34	PAD981042617	SHARON STEEL CORP. DAMASCUS TUBE DIV.	TRANSFER	6,483
35	PAD030069140	QUALITY CHEMICALS, INC.	TYRONE	6,177
36	PAD000606285	HERCULES INC. - JEFFERSON PLANT	WEST ELIZABETH	5,769
37	PAD980555676	SHARON STEEL CORP. ACID REGENERATION PLT	SHARON	5,262
38	PAD980550594	SUN COMPANY, INC. MARCUS HOOK REFINERY	MARCUS HOOK	5,189
39	PAD069778967	AIR PRODUCTS & CHEMICALS, INC. TAMAQUA	HOMETOWN	5,091
40	PAD002327708	AT&T MICROELECTRONICS	READING	4,807
41	PAD002387926	MERCK & CO., INC.	WEST POINT	4,599
42	PAD002344315	CARPENTER TECHNOLOGY CORP.	READING	4,099
43	PAD002289700	SUN COMPANY, INC. PHILADELPHIA REFINERY	PHILADELPHIA	3,926
44	PAD003038056	DUPONT E.I. DENEMOURS & CO.	TOWANDA	3,795
45	PAD030068282	MOLYCORP, INC.	WASHINGTON	3,747
46	PAD014167589	EXIDE CORPORATION	HAMBURG	3,601
47	PAD004378501	ALLEGHENY LUDLUM CORPORATION VANDERGRIFT	VANDERGRIFT	3,568
48	PAD004391421	REPUBLIC ENGINEERED STEELS BEAVER FALLS	BEAVER FALLS	3,538
49	PAD096837356	BOEING HELICOPTERS	RIDLEY	3,454
50	PAD000824805	BETZ LABORATORIES, INC. LANGHORNE PLANT	LANGHORNE	3,419
TOTAL				1,502,187

NOTE: STATE MAY HAVE FEWER THAN FIFTY GENERATORS

PENNSYLVANIA

1991 WASTE GENERATION, CONTINUED

4 QUANTITIES OF WASTE GENERATED IN 1991 THAT WERE

- REPORTED WITH ONLY CHARACTERISTIC WASTE CODES
- REPORTED WITH ONLY LISTED WASTE CODES
- REPORTED WITH BOTH CHARACTERISTIC AND LISTED WASTE CODES

WASTE HAS ONLY CHARACTERISTIC CODES	TONS OF WASTE GENERATED	WASTE HAS ONLY LISTED CODES	TONS OF WASTE GENERATED	WASTE HAS BOTH CHARACTERISTIC AND LISTED CODES	TONS OF WASTE GENERATED
ONLY IGNITABLE	18,747	ONLY AN F CODE	322,458		
ONLY CORROSIVE	72,379	ONLY A K CODE	214,153		
ONLY REACTIVE	1,752	ONLY A P CODE	22		
ONLY D004-17	90,855	ONLY A U CODE	4,278		
ONLY D018-D043	704,490				
HAS MORE THAN ONE CHARACTERISTIC CODE	77,559	HAS MORE THAN ONE LISTED CODE	1,306		
TOTAL	965,782	TOTAL	542,217	TOTAL CHAR. AND LISTED	184,608

5 QUANTITIES OF WASTE GENERATED IN 1991 THAT WERE MULTIPLY CODED

WASTE HAS ONLY CHARACTERISTIC CODES BUT MORE THAN ONE APPLIES	TONS OF WASTE GENERATED	ONLY LISTED CODES BUT HAS MORE THAN ONE	TONS OF WASTE GENERATED	BOTH CHAR. & LISTED CODES	TONS OF WASTE GENERATED
HAS IGNITABLE CODE	47,357			IGN. W/ AT LEAST 1 LSTD	53,727
HAS CORROSIVE CODE	50,878			CORR. W/ AT LEAST 1 LSTD	96,886
HAS REACTIVE CODE	777			REACT. W/ AT LEAST 1 LSTD	661
HAS D004-D017 CODE	32,024			D004-17 W/ AT LEAST 1 LSTD	71,457
HAS D018-D043 CODE	32,455			D018-43 W/ AT LEAST 1 LSTD	35,989
		HAS AN F CODE	1,305	F WASTE W/ AT LEAST 1 CHAR	63,000
		HAS A K CODE	1,237	K WASTE W/ AT LEAST 1 CHAR	117,569
		HAS A P CODE	- 4	P WASTE W/ AT LEAST 1 CHAR	60
		HAS A U CODE	67	U WASTE W/ AT LEAST 1 CHAR	6,239
TOTAL	77,559	TOTAL	1,306	TOTAL	184,608

NOTE: COLUMNS DO NOT SUM TO TOTAL BECAUSE A WASTE CODE MAY APPLY TO MORE THAN ONE WASTE.
MIXTURES WITH IGNITABLE, CORROSIVE, REACTIVE, D004-17, AND D018-43 CHARACTERISTIC CODES ALSO MAY CONTAIN OTHER CHARACTERISTIC WASTE CODES.
SIMILARLY, WASTES WITH F,K,P, AND U LISTED CODES MAY HAVE OTHER LISTED WASTE CODES

PENNSYLVANIA

WASTE MANAGEMENT

6 NUMBER OF RCRA TSD FACILITIES: 80

7 QUANTITY OF RCRA HAZARDOUS WASTE MANAGED: 1,405,204 TONS

8 FIFTY LARGEST RCRA HAZARDOUS WASTE MANAGEMENT FACILITIES, 1991

RANK	EPAID	SITE NAME	CITY	TONS OF WASTE MANAGED
1	PAD002334753	OCCIDENTAL CHEMICAL CORP.	POTTSTOWN	668,700
2	PAD002395887	HORSEHEAD RESOURCE DEVELOPMENT CO INC	PALMERTON	210,042
3	PAD004835146	MILL SERVICE, INC. - YUKON PLANT	YUKON	136,175
4	PAD059087072	MILL SERVICE, INC. - BULGER PLANT	BULGER	113,867
5	PAD010154045	ENVIRITE CORPORATION	YORK	60,877
6	PAD002389559	KEYSTONE CEMENT COMPANY	BATH	41,018
7	PAD085690592	WASTE CONVERSION INC.	HATFIELD	36,263
8	PAD087561015	INMETCO, INC.	ELLWOOD CITY	32,105
9	PAD002312791	ALLIED-SIGNAL INC.	PHILADELPHIA	23,282
10	PAD980550412	SMITHKLINE BEECHAM CHEMICALS	UPPER MERION	11,243
11	PAD083965897	MEDUSA CEMENT COMPANY (CEMTECH)	WAMPUM	10,091
12	PAD042259374	SARTOMER COMPANY, INC	WEST CHESTER	9,836
13	PAD000736942	CALGON CARBON CORPORATION	PITTSBURGH	9,006
14	PAD004334157	NEVILLE CHEMICAL COMPANY (NEVCO)	PITTSBURGH	7,662
15	PAD990753089	GENERAL BATTERY CORPORATION	READING	6,971
16	PAD000606285	HERCULES INC. - JEFFERSON PLANT	WEST ELIZABETH	5,756
17	PAD064375470	DELAWARE CONTAINER CO., INC.	COATESVILLE	5,730
18	PAD002292068	ROHM AND HAAS DELAWARE VALLEY, INC. BRIS	BRISTOL	4,630
19	PAD077883346	ROHM AND HAAS D.V.I. PHILADELPHIA PLANT	PHILADELPHIA	4,254
20	PAD049791098	CHEVRON USA PRODUCTS COMPANY PHILADELPHI	PHILADELPHIA	1,847
21	PAD001307792	ARMSTRONG WORLD INDUSTRIES INC.	LANCASTER	1,549
22	PAD002330165	EAST PENN MFG. CO.	LYON STATION	1,059
23	PAD002289700	SUN COMPANY, INC. PHILADELPHIA REFINERY	PHILADELPHIA	932
24	PAD004337465	SHENANGO INCORPORATED	PITTSBURGH	703
25	PAD987284247	NATIONAL FUEL GAS ROYSTONE STATION	SHEFFIELD	609
26	PAD003043353	MERCK & CO., INC. CHEROKEE PLANT	RIVERSIDE	484
27	PAD004322913	MINE SAFETY APPLIANCES CO. EVANS CITY	EVANS CITY	154
28	PAD069778967	AIR PRODUCTS & CHEMICALS, INC. TAMAQUA	HOMETOWN	103
29	PAD071203046	ICI EXPLOSIVES USA, INC	TAMAQUA	89
30	PAD000796334	DUPONT E.I.DENEMOURS & CO INC	EMIGSVILLE	71
31	PAD014353445	CHEMCLENE CORPORATION	MALVERN	60
32	PA4170022418	PHILADELPHIA NAVAL BASE	PHILADELPHIA	18
33	PAD003025418	BMY-COMBAT SYSTEMS, A DIVISION	BAIR SIDING	12
34	PAD069006419	T-THERMAL, INC	CONSHOHOCKEN	1
35	PAD084872043	SAFETY-KLEEN CORP.	WILKES-BARRE	1
36	PA0890090004	U.S. DEPT OF ENERGY PITTSBURGH NAVAL REA	WEST MIFFLIN	1
TOTAL				1,405,204

NOTE: STATE MAY HAVE FEWER THAN FIFTY FACILITIES THAT MANAGED WASTES.
WASTE ONLY MANAGED BY STORAGE IS NOT INCLUDED.

PENNSYLVANIA

WASTE MANAGEMENT, CONTINUED

9 QUANTITY OF RCRA HAZARDOUS WASTE MANAGED BY MANAGEMENT METHOD, 1991

MANAGEMENT METHOD	SYSTEM TYPE CODE	QUANTITY MANAGED (TONS)	PERCENTAGE OF QUANTITY	NUMBER OF FACILITIES	PERCENTAGE OF FACILITIES
METALS RECOVERY (FOR REUSE)	M011-M019	246,693	18	5	11
SOLVENTS RECOVERY	M021-M029	2,107	0	9	19
OTHER RECOVERY	M031-M039	806	0	2	4
INCINERATION	M041-M049	14,691	1	6	13
ENERGY RECOVERY (REUSE AS FUEL)	M051-M059	92,565	7	7	15
FUEL BLENDING	M061-----	5,730	0	1	2
AQUEOUS INORGANIC TREATMENT	M071-M079	285,672	20	5	11
AQUEOUS ORGANIC TREATMENT	M081-M089	3,228	0	1	2
SLUDGE TREATMENT	M101-M109	5,242	0	2	4
STABILIZATION	M111-M119	48,386	3	2	4
OTHER TREATMENT	M121-M129	699,152	50	6	13
LAND TREATMENT / APPLICATION / FARMING	M131-DISP	932	0	1	2
TOTAL		1,405,204	100	36	100

10 MANAGEMENT METHOD, BY QUANTITY OF RCRA HAZARDOUS WASTE MANAGED, 1991

MANAGEMENT METHOD	SYSTEM TYPE CODE	QUANTITY MANAGED (TONS)	PERCENTAGE OF QUANTITY	NUMBER OF FACILITIES	PERCENTAGE OF FACILITIES
OTHER TREATMENT	M121-M129	699,152	50	6	13
AQUEOUS INORGANIC TREATMENT	M071-M079	285,672	20	5	11
METALS RECOVERY (FOR REUSE)	M011-M019	246,693	18	5	11
ENERGY RECOVERY (REUSE AS FUEL)	M051-M059	92,565	7	7	15
STABILIZATION	M111-M119	48,386	3	2	4
INCINERATION	M041-M049	14,691	1	6	13
FUEL BLENDING	M061-----	5,730	0	1	2
SLUDGE TREATMENT	M101-M109	5,242	0	2	4
AQUEOUS ORGANIC TREATMENT	M081-M089	3,228	0	1	2
SOLVENTS RECOVERY	M021-M029	2,107	0	9	19
LAND TREATMENT / APPLICATION / FARMING	M131-DISP	932	0	1	2
OTHER RECOVERY	M031-M039	806	0	2	4
TOTAL		1,405,204	100	36	100

11 MANAGEMENT METHOD AND QUANTITY OF RCRA HAZARDOUS WASTE MANAGED BY NUMBER OF FACILITIES, 1991

MANAGEMENT METHOD	SYSTEM TYPE CODE	QUANTITY MANAGED (TONS)	PERCENTAGE OF QUANTITY	NUMBER OF FACILITIES	PERCENTAGE OF FACILITIES
SOLVENTS RECOVERY	M021-M029	2,107	0	9	19
ENERGY RECOVERY (REUSE AS FUEL)	M051-M059	92,565	7	7	15
INCINERATION	M041-M049	14,691	1	6	13
OTHER TREATMENT	M121-M129	699,152	50	6	13
METALS RECOVERY (FOR REUSE)	M011-M019	246,693	18	5	11
AQUEOUS INORGANIC TREATMENT	M071-M079	285,672	20	5	11
OTHER RECOVERY	M031-M039	806	0	2	4
SLUDGE TREATMENT	M101-M109	5,242	0	2	4
STABILIZATION	M111-M119	48,386	3	2	4
FUEL BLENDING	M061-----	5,730	0	1	2
AQUEOUS ORGANIC TREATMENT	M081-M089	3,228	0	1	2
LAND TREATMENT / APPLICATION / FARMING	M131-DISP	932	0	1	2
TOTAL		1,405,204	100	36	100

NOTE: FACILITIES WITH ONLY STORAGE UNITS ARE EXCLUDED.
COLUMNS MAY NOT SUM DUE TO ROUNDING.
COLUMNS MAY NOT SUM TO TOTAL BECAUSE FACILITIES MAY HAVE MULTIPLE HANDLINGS METHODS.

PENNSYLVANIA

1991 WASTE SHIPMENTS

12 NUMBER OF RCRA HAZARDOUS WASTE SHIPPERS: 1248

13 QUANTITY OF RCRA HAZARDOUS WASTE SHIPPED: 589,634 TONS

14 FIFTY LARGEST RCRA HAZARDOUS WASTE SHIPPERS, 1991

RANK	EPA ID	SITE NAME	CITY	QUANTITY SHIPPED (TONS)
1	PAD002375376	U.S. STEEL CORPORATION FAIRLESS WORKS	FAIRLESS HILLS	34,223
2	PAD990753089	GENERAL BATTERY CORPORATION	READING	29,547
3	PAD004335154	ALLEGHENY LUDLUM STEEL CORPORATION	BRACKENRIDGE	26,463
4	PAD002326908	LUKENS STEEL CO.	COATESVILLE	25,796
5	PAD001933175	SHARON STEEL CORP.	FARRELL	25,689
6	PAD064375470	DELAWARE CONTAINER CO., INC.	COATESVILLE	19,442
7	PAD000436261	RUETGERS-NEASE CHEMICAL CO., INC.	STATE COLLEGE	19,216
8	PAD002330165	EAST PENN MFG. CO.	LYON STATION	18,969
9	PAD980831333	BETHLEHEM STEEL CORP.-JOHNSTOWN PLANT	JOHNSTOWN	18,087
10	PAD004498010	USS CLAIRTON WORKS	CLAIRTON	15,090
11	PAD004336145	WHEELING PITTSBURGH STEEL CORP-ALLENPORT	ALLENPORT	13,928
12	PAD004340444	J&L SPECIALTY PRODUCTS CORPORATION	MIDLAND	13,049
13	PAD004325254	ARMCO, INC. ARMCO ADVANCED MATERIALS CO.	LYNDORA	11,210
14	PAD042259374	SARTOMER COMPANY, INC	WEST CHESTER	10,023
15	PAD085690592	WASTE CONVERSION INC.	HATFIELD	7,470
16	PAD077883346	ROHM AND HAAS D.V.I. PHILADELPHIA PLANT	PHILADELPHIA	7,432
17	PAD049791098	CHEVRON USA PRODUCTS COMPANY PHILADELPHI	PHILADELPHIA	7,414
18	PAD003026531	BETHLEHEM STEEL CORP. RAIL PRODUCTS&PIPE	STEELTON	7,281
19	PAD048203822	LORD CORPORATION CHEMICAL PRODUCTS DIV	SAEGERTOWN	6,738
20	PAD030069140	QUALITY CHEMICALS, INC.	TYRONE	6,223
21	PAD087561015	INMETCO, INC.	ELLWOOD CITY	6,199
22	PAD980555676	SHARON STEEL CORP. ACID REGENERATION PLT	SHARON	5,262
23	PAD980550594	SUN COMPANY, INC. MARCUS HOOK REFINERY	MARCUS HOOK	5,189
24	PAD069778967	AIR PRODUCTS & CHEMICALS, INC. TAMAQUA	HOMETOWN	5,098
25	PAD004334157	NEVILLE CHEMICAL COMPANY (NEVCO)	PITTSBURGH	4,839
26	PAD002327708	AT&T MICROELECTRONICS	READING	4,804
27	PAD002387926	MERCK & CO., INC.	WEST POINT	4,598
28	PAD004322863	SHARON TUBE COMPANY	SHARON	4,528
29	PAD002344315	CARPENTER TECHNOLOGY CORP.	READING	4,100
30	PAD003038056	DUPONT E.I. DENEMOURS & CO.	TOWANDA	3,762
31	PAD004322509	WASHINGTON STEEL CORP.	WASHINGTON	3,666
32	PAD014167589	EXIDE CORPORATION	HAMBURG	3,601
33	PAD004378501	ALLEGHENY LUDLUM CORPORATION VANDERGRIFT	VANDERGRIFT	3,568
34	PAD002334753	OCCIDENTAL CHEMICAL CORP.	POTTSTOWN	3,549
35	PAD004391421	REPUBLIC ENGINEERED STEELS BEAVER FALLS	BEAVER FALLS	3,538
36	PAD096837356	BOEING HELICOPTERS	RIDLEY	3,456
37	PAD000824805	BETZ LABORATORIES, INC. LANGHORNE PLANT	LANGHORNE	3,419
38	PAD000798629	RHONE-POULENC AG COMPANY	AMBLER	3,336
39	PAD000736942	CALGON CARBON CORPORATION	PITTSBURGH	3,206
40	PAD002289700	SUN COMPANY, INC. PHILADELPHIA REFINERY	PHILADELPHIA	2,994
41	PAD030068282	MOLYCORP, INC.	WASHINGTON	2,987
42	PAD990824161	BETHLEHEM STEEL CORP. STRUCTURAL PRODUCT	BETHLEHEM	2,963
43	PAD002292068	ROHM AND HAAS DELAWARE VALLEY, INC. BRIS	BRISTOL	2,653
44	PAD014130439	MOONEY CHEMICALS INC.	FRANKLIN	2,500
45	PAD001882372	THOMSON CONSUMER ELECTRONICS, INC.	DUNMORE	2,390
46	PAD063770440	YOUNG GALVANIZING INC.	PULASKI	2,308
47	PAD005569538	CATERPILLAR INC.	YORK	2,244
48	PAD061106209	STANDARD STEEL DIV OF FREEDOM FORGE CORP	BURNHAM	2,242
49	PAD004336319	PPG INDUSTRIES, INC. COATINGS & RESINS	SPRINGDALE	2,213
50	PAD003043353	MERCK & CO., INC. CHEROKEE PLANT	RIVERSIDE	2,056
TOTAL				430,555

NOTES: COLUMNS MAY NOT SUM DUE TO ROUNDING.
STATE MAY HAVE FEWER THAN FIFTY SHIPPERS.

PENNSYLVANIA

1991 WASTE RECEIPTS

15 NUMBER OF RCRA HAZARDOUS WASTE RECEIVERS: 29

16 QUANTITY OF RCRA HAZARDOUS WASTE RECEIVED: 505,520 TONS

17 FIFTY LARGEST RCRA HAZARDOUS WASTE RECEIVERS, 1991

RANK	EPA ID	SITE NAME	CITY	QUANTITY RECEIVED (TONS)
1	PAD002395887	HORSEHEAD RESOURCE DEVELOPMENT CO INC	PALMERTON	210,042
2	PAD004835146	MILL SERVICE, INC. - YUKON PLANT	YUKON	63,482
3	PAD010154045	ENVIRITE CORPORATION	YORK	60,877
4	PAD002389559	KEYSTONE CEMENT COMPANY	BATH	40,977
5	PAD085690592	WASTE CONVERSION INC.	HATFIELD	39,539
6	PAD087561015	INMETCO, INC.	ELLWOOD CITY	30,262
7	PAD064375470	DELAWARE CONTAINER CO., INC.	COATESVILLE	11,505
8	PAD083965897	MEDUSA CEMENT COMPANY (CEMTECH)	WAMPUM	10,091
9	PAD000736942	CALGON CARBON CORPORATION	PITTSBURGH	8,814
10	PAD990753089	GENERAL BATTERY CORPORATION	READING	6,956
11	PAD000738849	SAFETY-KLEEN CORP.	WESTCHESTER	6,010
12	PAD067098822	REMTECH ENVIRONMENTAL	LEWISBERRY	3,686
13	PAD987266715	SAFETY-KLEEN CORP.	FAIRLESS HILLS	3,341
14	PAD980552020	SAFETY-KLEEN CORP.	ALLENTOWN	1,449
15	PAD982576258	SAFETY-KLEEN CORP.(#4-145-02)	WEST MIFFLIN	1,329
16	PAD000738823	SAFETY-KLEEN CORPORATION	NEW KINGTON	1,285
17	PAD980550412	SMITHKLINE BEECHAM CHEMICALS	UPPER MERION	1,080
18	PAD086673407	SAFETY-KLEEN CORP.	ERIE	990
19	PAD981737109	SAFETY-KLEEN CORP.	WILKES-BARRE	967
20	PAD981736143	SAFETY-KLEEN CORP.	JOHHSTOWN	849
21	PAD000797548	ASHLAND CHEMICAL INC	FREEDOM	731
22	PAD987266673	SAFETY-KLEEN CORP.	ATHENS	538
23	PAD987284247	NATIONAL FUEL GAS ROYSTONE STATION	SHEFFIELD	515
24	PAD014353445	CHEMCLENE CORPORATION	MALVERN	127
25	PAD000606285	HERCULES INC. - JEFFERSON PLANT	WEST ELIZABETH	31
26	PAD084872043	SAFETY-KLEEN CORP.	WILKES-BARRE	29
27	PAD002330165	EAST PENN MFG. CO.	LYON STATION	18
28	PAD069006419	T-THERMAL, INC	CONSHOHOCKEN	1
29	PAD075485995	ROHM AND HAAS CO. RESEARCH LABORATORIES	SPRING HOUSE	0
TOTAL				505,520

NOTES: COLUMNS MAY NOT SUM DUE TO ROUNDING.
STATE MAY HAVE FEWER THAN FIFTY FACILITIES THAT RECEIVED WASTE.

PENNSYLVANIA

1991 WASTE RECEIPTS, CONTINUED

18 QUANTITY OF RCRA HAZARDOUS WASTE MANAGED, BY MANAGEMENT METHOD, LIMITED TO WASTE RECEIVED FROM OFF SITE, 1991

MANAGEMENT METHOD	SYSTEM TYPE CODE	QUANTITY MANAGED (TONS)	PERCENTAGE OF QUANTITY	NUMBER OF FACILITIES	PERCENTAGE OF FACILITIES
METALS RECOVERY (FOR REUSE)	M011-M019	243,808	51	4	18
SOLVENTS RECOVERY	M021-M029	60	0	1	5
INCINERATION	M041-M049	1,596	0	3	14
ENERGY RECOVERY (REUSE AS FUEL)	M051-M059	51,099	11	3	14
FUEL BLENDING	M061-----	5,730	1	1	5
AQUEOUS INORGANIC TREATMENT	M071-M079	99,096	21	4	18
SLUDGE TREATMENT	M101-M109	5,242	1	2	9
STABILIZATION	M111-M119	48,386	10	2	9
OTHER TREATMENT	M121-M129	20,182	4	2	9
TOTAL		475,199	100	16	100

19 MANAGEMENT METHOD, BY QUANTITY OF RCRA HAZARDOUS WASTE MANAGED, LIMITED TO WASTE RECEIVED FROM OFF SITE, 1991

MANAGEMENT METHOD	SYSTEM TYPE CODE	QUANTITY MANAGED (TONS)	PERCENTAGE OF QUANTITY	NUMBER OF FACILITIES	PERCENTAGE OF FACILITIES
METALS RECOVERY (FOR REUSE)	M011-M019	243,808	51	4	18
AQUEOUS INORGANIC TREATMENT	M071-M079	99,096	21	4	18
ENERGY RECOVERY (REUSE AS FUEL)	M051-M059	51,099	11	3	14
STABILIZATION	M111-M119	48,386	10	2	9
OTHER TREATMENT	M121-M129	20,182	4	2	9
FUEL BLENDING	M061-----	5,730	1	1	5
SLUDGE TREATMENT	M101-M109	5,242	1	2	9
INCINERATION	M041-M049	1,596	0	3	14
SOLVENTS RECOVERY	M021-M029	60	0	1	5
TOTAL		475,199	100	16	100

20 MANAGEMENT METHOD AND QUANTITY OF RCRA HAZARDOUS WASTE MANAGED, BY NUMBER OF FACILITIES, LIMITED TO WASTE RECEIVED FROM OFF SITE, 1991

MANAGEMENT METHOD	SYSTEM TYPE CODE	QUANTITY MANAGED (TONS)	PERCENTAGE OF QUANTITY	NUMBER OF FACILITIES	PERCENTAGE OF FACILITIES
METALS RECOVERY (FOR REUSE)	M011-M019	243,808	51	4	18
AQUEOUS INORGANIC TREATMENT	M071-M079	99,096	21	4	18
INCINERATION	M041-M049	1,596	0	3	14
ENERGY RECOVERY (REUSE AS FUEL)	M051-M059	51,099	11	3	14
SLUDGE TREATMENT	M101-M109	5,242	1	2	9
STABILIZATION	M111-M119	48,386	10	2	9
OTHER TREATMENT	M121-M129	20,182	4	2	9
SOLVENTS RECOVERY	M021-M029	60	0	1	5
FUEL BLENDING	M061-----	5,730	1	1	5
TOTAL		475,199	100	16	100

NOTE: FACILITIES WITH ONLY STORAGE UNITS ARE EXCLUDED
COLUMNS MAY NOT SUM DUE TO ROUNDING.
COLUMNS MAY NOT SUM TO TOTAL BECAUSE FACILITIES MAY HAVE MULTIPLE HANDLINGS METHODS.

PENNSYLVANIA

1991 IMPORTS AND EXPORTS

21 QUANTITY OF RCRA HAZARDOUS WASTE IMPORTED: 278,929 TONS

22 QUANTITY OF RCRA HAZARDOUS WASTE EXPORTED: 4,585,723 TONS

23 QUANTITY AND PERCENTAGE OF RCRA HAZARDOUS WASTEWATER AND NON-WASTEWATER MANAGEMENT IN 1991

MANAGEMENT TYPE	TONS	PERCENTAGE
WASTEWATER	993,954	71
NON-WASTEWATER	411,250	29
TOTAL	1,405,204	100

PUERTO RICO

1991 WASTE GENERATION

1 NUMBER OF RCRA LARGE QUANTITY GENERATORS (LQGS): 97

2 QUANTITY OF RCRA HAZARDOUS WASTE GENERATED: 3,120,686 TONS

3 FIFTY LARGEST RCRA HAZARDOUS WASTE GENERATORS IN THE STATE, 1991

RANK	EPA ID	SITE NAME	CITY	TOTAL GENERATED (TONS)
1	PRD090074071	PUERTO RICO SUN OIL CO.	YABUCOA	2,510,110
2	PRD991291972	PHILLIPS PUERTO RICO CORE INC.	GUAYAMA	438,063
3	PRD980526180	ANTILLES ELECTROPLATING	BAYAMON	45,717
4	PRD090028101	MERCK SHARP & DOHME QUIMICA	BARCELONETA	38,706
5	PRD090021056	SQUIBB MANUFACTURING, INC.	HUMACAO	32,371
6	PRD090613357	SK&F LAB CO- CHEMICAL DIVISION	GUAYAMA	13,946
7	PRD090398074	THE UPJOHN MANUFACTURING	BARCELONETA	5,961
8	PRT000010355	BAXTER HEALHCARE (PHARMASEAL DIV.)	TOA ALTA	4,754
9	PRD981130131	DUPONT AGRICHEMICALS CARIBE, INC.	MANATI	3,750
10	PRD090346909	PFIZER PHARMACEUTICALS INC	BARCELONETA	2,963
11	PRD981080682	KENDALL MCGAW OF P.R., INC.PLANT 2	SABANA GRANDE	2,642
12	PRD982529166	KENDALL MCGAW OF P.R. INC.	SABANA GRANDE	2,536
13	PRD090399718	SAFETY KLEEN ENVIRONSYSTEMS CO.	MANATI	2,233
14	PRD091198366	MILLIPORE CORPORATION	CIDRA	2,093
15	PRD091024786	ELI LILLY INDUSTRIES, INC.	MAYAGUEZ	1,659
16	PRD991291949	STERLING PHARMACEUTICALS INC.	BARCELONETA	1,512
17	PRD091188193	BARD CARDIOPULMONARY, INC.	LAS PIEDRAS	1,456
18	PRD090139536	SHERING INDUSTRIAL DEVELOPMENT	BO. COTO NORTE MANATI	1,165
19	PRD090510793	CARIBE GENERAL ELECTRIC PRODUCTS, INC.	PALMER RIO GRANDE	995
20	PRD980594618	UNION CARBIDE CARIBE INC.	PENUELAS	822
21	PRD991291857	DIGITAL EQUIPMENT CORPORATION	SAN GERMAN	721
22	PRD980754048	BRISTOL CARIBBEAN INC.	MAYAGUEZ	605
23	PRD980526552	WESTERN FHER LABORATORIES INC.	PONCE	565
24	PRD000692525	ANAQUEST CARIBE, INC.	GUAYAMA	405
25	PRD090282757	CARIBE GENERAL ELECTRIC PRODUCTS INC.	JUANA DIAZ	394
26	PRD090506239	LOCTITE PUERTO RICO, INC.	SABANA GRANDE	393
27	PRD091065102	CYANAMID AGRICULTURAL DE P.R., INC.	MANATI	387
28	PRD981563091	EL DIA INC	GUAYNABO	304
29	PRD049532807	SARTORIUS INC.	YAUCO	302
30	PRD980644397	STAR KIST CARIBE, INC.	MAYAGUEZ	245
31	PRD987366069	AMI GIBSON INC. PLANT #2	LUQUILLO	234
32	PRD090383860	CARIBE GE PRODUCTS ARECIBO	ARECIBO	207
33	PRD090584152	ROCHE PRODUCTS INC.	MANATI	206
34	PRD980768410	SCHERING PLOUGH PRODUCTS INC.	LAS PIEDRAS	201
35	PRD987374527	HEWLETT PACKARD OKI PRINTED CIRCUITS	AGUADILLA	184
36	PRD090009457	ELI LILLY IND INC. PR02	CAROLINA	159
37	PRD090519752	AVON MIRABELLA	AGUADILLA	122
38	PRD000692582	CARIBE G.E. PRODUCTS, INC.	VIEQUES	122
39	PRD000708305	WESTINGHOUSE TOA BAJA COMPLEX	TOA BAJA	114
40	PRD000632182	CARIBBEAN PETROLEUM	BAYAMON	87
41	PRD987373636	KODAK RAHOLA INC.	SANTURCE	86
42	PRD000706432	SYLTRON, INC. LIGHTING PRODUCTS	LUQUILLO, IND PARK	84
43	PRD980650709	AVON LOMALINDA, INC.	SAN SEBASTIAN	77
44	PRD091063743	PRODUCTOS CIRCUITOS DE PUERTO RICO	JUANA DIAZ	70
45	PRD000767897	NCH- CORP, PUERTO RICO	CAROLINA	61
46	PRD000706374	PAMCOR, INC.	RIO PIEDRAS	60
47	PRD090426180	AMI GIBSON PLANT#1	LUQUILLO	55
48	PRD980764401	ORTHO PHARMACEUTICALS, INC.	MANATI	55
49	PRD987370939	GE POWER PROTECTION OF P.R.	BAYAMON	54
50	PRD090466996	ISLAND LITHO CORP.	BAYAMON	50
TOTAL				3,120,062

NOTE: STATE MAY HAVE FEWER THAN FIFTY GENERATORS

PUERTO RICO

1991 WASTE GENERATION, CONTINUED

4 QUANTITIES OF WASTE GENERATED IN 1991 THAT WERE

- REPORTED WITH ONLY CHARACTERISTIC WASTE CODES
- REPORTED WITH ONLY LISTED WASTE CODES
- REPORTED WITH BOTH CHARACTERISTIC AND LISTED WASTE CODES

WASTE HAS ONLY CHARACTERISTIC CODES	TONS OF WASTE GENERATED	WASTE HAS ONLY LISTED CODES	TONS OF WASTE GENERATED	WASTE HAS BOTH CHARACTERISTIC AND LISTED CODES	TONS OF WASTE GENERATED
ONLY IGNITABLE	7,587	ONLY AN F CODE	68,525		
ONLY CORROSIVE	28,138	ONLY A K CODE	624		
	0	ONLY A P CODE	1		
ONLY D004-17	567	ONLY A U CODE	25		
ONLY D018-D043	2,948,305				
HAS MORE THAN ONE CHARACTERISTIC CODE	1,061	HAS MORE THAN ONE LISTED CODE	0		
TOTAL	2,985,660	TOTAL	69,176	TOTAL CHAR. AND LISTED	65,850

5 QUANTITIES OF WASTE GENERATED IN 1991 THAT WERE MULTIPLY CODED

WASTE HAS ONLY CHARACTERISTIC CODES BUT MORE THAN ONE APPLIES	TONS OF WASTE GENERATED	ONLY LISTED CODES BUT HAS MORE THAN ONE	TONS OF WASTE GENERATED	BOTH CHAR. & LISTED CODES	TONS OF WASTE GENERATE
HAS IGNITABLE CODE	216			IGN. W/ AT LEAST 1 LSTD	63,78
HAS CORROSIVE CODE	118			CORR. W/ AT LEAST 1 LSTD	11,11
HAS REACTIVE CODE	90			REACT. W/ AT LEAST 1 LSTD	1
HAS D004-D017 CODE	1,043			D004-17 W/ AT LEAST 1 LSTD	96
HAS D018-D043 CODE	798			D018-43 W/ AT LEAST 1 LSTD	1,13
		HAS AN F CODE	0	F WASTE W/ AT LEAST 1 CHAR	65,84
		HAS A K CODE	0	K WASTE W/ AT LEAST 1 CHAR	80
		HAS A P CODE	0	P WASTE W/ AT LEAST 1 CHAR	
		HAS A U CODE	0	U WASTE W/ AT LEAST 1 CHAR	
TOTAL	1,061	TOTAL	0	TOTAL	65,85

NOTE: COLUMNS DO NOT SUM TO TOTAL BECAUSE A WASTE CODE MAY APPLY TO MORE THAN ONE WASTE.
MIXTURES WITH IGNITABLE, CORROSIVE, REACTIVE, D004-17, AND D018-43 CHARACTERISTIC CODES ALSO MAY CONTAIN OTHER CHARACTERISTIC WASTE CODES.
SIMILARLY, WASTES WITH F,K,P, AND U LISTED CODES MAY HAVE OTHER LISTED WASTE CODES

PUERTO RICO

WASTE MANAGEMENT

6 NUMBER OF RCRA TSD FACILITIES: 32

7 QUANTITY OF RCRA HAZARDOUS WASTE MANAGED: 3,051,006 TONS

8 FIFTY LARGEST RCRA HAZARDOUS WASTE MANAGEMENT FACILITIES, 1991

RANK	EPAID	SITE NAME	CITY	TONS OF WASTE MANAGED
1	PRD090074071	PUERTO RICO SUN OIL CO.	YABUCOA	2,509,552
2	PRD991291972	PHILLIPS PUERTO RICO CORE INC.	GUAYAMA	410,631
3	PRD090021056	SQUIBB MANUFACTURING, INC.	HUMACAO	36,400
4	PRD090028101	MERCK SHARP & DOHME QUIMICA	BARCELONETA	36,249
5	PRD090399718	SAFETY KLEEN ENVIRONSYSTEMS CO.	MANATI	24,669
6	PRD090613357	SK&F LAB CO- CHEMICAL DIVISION	GUAYAMA	13,858
7	PRD980526115	SAN JUAN CEMENT COMPANY, INC	DORADO	6,963
8	PRD981182421	SAFETY KLEEN ENVIRONSYSTEMS (DORADO)	MANATI	6,953
9	PRD090398074	THE UPJOHN MANUFACTURING	BARCELONETA	2,940
10	PRD091024786	ELI LILLY INDUSTRIES, INC.	MAYAGUEZ	1,844
11	PRD991291949	STERLING PHARMACEUTICALS INC.	BARCELONETA	458
12	PRD090346909	PFIZER PHARMACEUTICALS INC	BARCELONETA	305
13	PRD000692772	REEDCO, INC.	ROAD # 3 KM 76.4	123
14	PRD000706374	PAMCOR, INC.	RIO PIEDRAS	46
15	PRD090378225	SEARLE & CO.	CAGUAS	14
16	PRD980536221	ATLANTIC FLEET WEAPON TRAINING	VIEQUES	0
17	PR2170027203	NAVAL STATION ROOSEVELT ROADS	CEIBA	0
TOTAL				3,051,006

NOTE: STATE MAY HAVE FEWER THAN FIFTY FACILITIES THAT MANAGED WASTES.
WASTE ONLY MANAGED BY STORAGE IS NOT INCLUDED.

PUERTO RICO

WASTE MANAGEMENT, CONTINUED

9 QUANTITY OF RCRA HAZARDOUS WASTE MANAGED BY MANAGEMENT METHOD, 1991

MANAGEMENT METHOD	SYSTEM TYPE CODE	QUANTITY MANAGED (TONS)	PERCENTAGE OF QUANTITY	NUMBER OF FACILITIES	PERCENTAGE OF FACILITIES
SOLVENTS RECOVERY	M021-M029	29,891	1	4	17
INCINERATION	M041-M049	42,061	1	8	33
ENERGY RECOVERY (REUSE AS FUEL)	M051-M059	7,125	0	2	8
FUEL BLENDING	M061-----	23,944	1	2	8
AQUEOUS INORGANIC TREATMENT	M071-M079	46	0	1	4
AQUEOUS ORGANIC TREATMENT	M081-M089	2,920,013	96	2	8
AQUEOUS ORGANIC AND INORGANIC TREATMENT	M091-M099	27,632	1	1	4
STABILIZATION	M111-M119	170	0	1	4
OTHER TREATMENT	M121-M129	123	0	3	13
TOTAL		3,051,006	100	17	100

10 MANAGEMENT METHOD, BY QUANTITY OF RCRA HAZARDOUS WASTE MANAGED, 1991

MANAGEMENT METHOD	SYSTEM TYPE CODE	QUANTITY MANAGED (TONS)	PERCENTAGE OF QUANTITY	NUMBER OF FACILITIES	PERCENTAGE OF FACILITIES
AQUEOUS ORGANIC TREATMENT	M081-M089	2,920,013	96	2	8
INCINERATION	M041-M049	42,061	1	8	33
SOLVENTS RECOVERY	M021-M029	29,891	1	4	17
AQUEOUS ORGANIC AND INORGANIC TREATMENT	M091-M099	27,632	1	1	4
FUEL BLENDING	M061-----	23,944	1	2	8
ENERGY RECOVERY (REUSE AS FUEL)	M051-M059	7,125	0	2	8
STABILIZATION	M111-M119	170	0	1	4
OTHER TREATMENT	M121-M129	123	0	3	13
AQUEOUS INORGANIC TREATMENT	M071-M079	46	0	1	4
TOTAL		3,051,006	100	17	100

11 MANAGEMENT METHOD AND QUANTITY OF RCRA HAZARDOUS WASTE MANAGED BY NUMBER OF FACILITIES, 1991

MANAGEMENT METHOD	SYSTEM TYPE CODE	QUANTITY MANAGED (TONS)	PERCENTAGE OF QUANTITY	NUMBER OF FACILITIES	PERCENTAGE OF FACILITIES
INCINERATION	M041-M049	42,061	1	8	33
SOLVENTS RECOVERY	M021-M029	29,891	1	4	17
OTHER TREATMENT	M121-M129	123	0	3	13
ENERGY RECOVERY (REUSE AS FUEL)	M051-M059	7,125	0	2	8
FUEL BLENDING	M061-----	23,944	1	2	8
AQUEOUS ORGANIC TREATMENT	M081-M089	2,920,013	96	2	8
AQUEOUS INORGANIC TREATMENT	M071-M079	46	0	1	4
AQUEOUS ORGANIC AND INORGANIC TREATMENT	M091-M099	27,632	1	1	4
STABILIZATION	M111-M119	170	0	1	4
TOTAL		3,051,006	100	17	100

NOTE: FACILITIES WITH ONLY STORAGE UNITS ARE EXCLUDED.
COLUMNS MAY NOT SUM DUE TO ROUNDING.
COLUMNS MAY NOT SUM TO TOTAL BECAUSE FACILITIES MAY HAVE MULTIPLE HANDLINGS METHODS.

PUERTO RICO

1991 WASTE SHIPMENTS

12 NUMBER OF RCRA HAZARDOUS WASTE SHIPPERS: 94

13 QUANTITY OF RCRA HAZARDOUS WASTE SHIPPED: 85,591 TONS

14 FIFTY LARGEST RCRA HAZARDOUS WASTE SHIPPERS, 1991

RANK	EPA ID	SITE NAME	CITY	QUANTITY SHIPPED (TONS)
1	PRD980526180	ANTILLES ELECTROPLATING	BAYAMON	45,717
2	PRT000010355	BAXTER HEALHCARE (PHARMASEAL DIV.)	TOA ALTA	4,754
3	PRD981130131	DUPONT AGRICHEMICALS CARIBE, INC.	MANATI	3,750
4	PRD090399718	SAFETY KLEEN ENVIRONSYSTEMS CO.	MANATI	3,595
5	PRD090346909	PFIZER PHARMACEUTICALS INC	BARCELONETA	3,293
6	PRD090398074	THE UPJOHN MANUFACTURING	BARCELONETA	3,022
7	PRD981080682	KENDALL MCGAW OF P.R., INC.PLANT 2	SABANA GRANDE	2,312
8	PRD090028101	MERCK SHARP & DOHME QUIMICA	BARCELONETA	2,177
9	PRD091198366	MILLIPORE CORPORATION	CIDRA	2,093
10	PRD982529166	KENDALL MCGAW OF P.R. INC.	SABANA GRANDE	1,986
11	PRD091188193	BARD CARDIOPULMONARY, INC.	LAS PIEDRAS	1,347
12	PRD090139536	SHERING INDUSTRIAL DEVELOPMENT	BO. COTO NORTE MANATI	1,165
13	PRD991291949	STERLING PHARMACEUTICALS INC.	BARCELONETA	1,054
14	PRD090510793	CARIBE GENERAL ELECTRIC PRODUCTS, INC.	PALMER RIO GRANDE	993
15	PRD980594618	UNION CARBIDE CARIBE INC.	PENUELAS	810
16	PRD991291857	DIGITAL EQUIPMENT CORPORATION	SAN GERMAN	791
17	PRD980754048	BRISTOL CARIBBEAN INC.	MAYAGUEZ	605
18	PRD980526552	WESTERN FHER LABORATORIES INC.	PONCE	565
19	PRD090021056	SQUIBB MANUFACTURING, INC.	HUMACAO	480
20	PRD000692525	ANAQUEST CARIBE, INC.	GUAYAMA	405
21	PRD090282757	CARIBE GENERAL ELECTRIC PRODUCTS INC.	JUANA DIAZ	394
22	PRD090506239	LOCTITE PUERTO RICO, INC.	SABANA GRANDE	388
23	PRD091065102	CYANAMID AGRICULTURAL DE P.R., INC.	MANATI	387
24	PRD090074071	PUERTO RICO SUN OIL CO.	YABUCOA	370
25	PRD049532807	SARTORIUS INC.	YAUCO	302
26	PRD090584152	ROCHE PRODUCTS INC.	MANATI	214
27	PRD090383860	CARIBE GE PRODUCTS ARECIBO	ARECIBO	207
28	PRD980768410	SCHERING PLOUGH PRODUCTS INC.	LAS PIEDRAS	205
29	PRD987374527	HEWLETT PACKARD OKI PRINTED CIRCUITS	AGUADILLA	184
30	PRD090009457	ELI LILLY IND INC. PR02	CAROLINA	159
31	PRD090519752	AVON MIRABELLA	AGUADILLA	122
32	PRD000692582	CARIBE G.E. PRODUCTS, INC.	VIEQUES	121
33	PRD000708305	WESTINGHOUSE TOA BAJA COMPLEX	TOA BAJA	112
34	PRD090613357	SK&F LAB CO- CHEMICAL DIVISION	GUAYAMA	87
35	PRD000632182	CARIBBEAN PETROLEUM	BAYAMON	87
36	PRD987373636	KODAK RAHOLA INC.	SANTURCE	86
37	PRD000706432	SYLTRON, INC. LIGHTING PRODUCTS	LUQUILLO, IND PARK	84
38	PRD980650709	AVON LOMALINDA, INC.	SAN SEBASTIAN	77
39	PRD091063743	PRODUCTOS CIRCUITOS DE PUERTO RICO	JUANA DIAZ	70
40	PRD980644397	STAR KIST CARIBE, INC.	MAYAGUEZ	62
41	PRD000767897	NCH- CORP, PUERTO RICO	CAROLINA	61
42	PRD991291972	PHILLIPS PUERTO RICO CORE INC.	GUAYAMA	59
43	PRD980764401	ORTHO PHARMACEUTICALS, INC.	MANATI	56
44	PRD090426180	AMI GIBSON PLANT#1	LUQUILLO	55
45	PRD987370939	GE POWER PROTECTION OF P.R.	BAYAMON	54
46	PRD981182421	SAFETY KLEEN ENVIRONSYSTEMS (DORADO)	MANATI	49
47	PRD980436067	ELI LILLY IND PR03	CAROLINA	47
48	PRD090131251	ABBOTT CHEMICALS, INC.	BARCELONETA	38
49	PRD000691048	CROWN CORK DE PUERTO RICO	CAROLINA	35
50	PRD091049262	THERMO KING CARIBBEAN	CIALES	34
TOTAL				85,118

NOTES: COLUMNS MAY NOT SUM DUE TO ROUNDING.
STATE MAY HAVE FEWER THAN FIFTY SHIPPERS.

PUERTO RICO

1991 WASTE RECEIPTS

15 NUMBER OF RCRA HAZARDOUS WASTE RECEIVERS: 5

16 QUANTITY OF RCRA HAZARDOUS WASTE RECEIVED: 39,224 TONS

17 FIFTY LARGEST RCRA HAZARDOUS WASTE RECEIVERS, 1991

RANK	EPA ID	SITE NAME	CITY	QUANTITY RECEIVED (TONS)
1	PRD090399718	SAFETY KLEEN ENVIRONSYSTEMS CO.	MANATI	25,095
2	PRD980526115	SAN JUAN CEMENT COMPANY, INC	DORADO	6,963
	PRD981182421	SAFETY KLEEN ENVIRONSYSTEMS (DORADO)	MANATI	6,963
3	PRD091024786	ELI LILLY INDUSTRIES, INC.	MAYAGUEZ	201
4	PRD980536221	ATLANTIC FLEET WEAPON TRAINING	VIEQUES	0
TOTAL				39,224

NOTES: COLUMNS MAY NOT SUM DUE TO ROUNDING.
STATE MAY HAVE FEWER THAN FIFTY FACILITIES THAT RECEIVED WASTE.

PUERTO RICO

1991 WASTE RECEIPTS, CONTINUED

18 QUANTITY OF RCRA HAZARDOUS WASTE MANAGED, BY MANAGEMENT METHOD, LIMITED TO WASTE RECEIVED FROM OFF SITE, 1991

MANAGEMENT METHOD	SYSTEM TYPE CODE	QUANTITY MANAGED (TONS)	PERCENTAGE OF QUANTITY	NUMBER OF FACILITIES	PERCENTAGE OF FACILITIES
SOLVENTS RECOVERY	M021-M029	7,677	20	1	17
INCINERATION	M041-M049	201	1	1	17
ENERGY RECOVERY (REUSE AS FUEL)	M051-M059	6,963	18	1	17
FUEL BLENDING	M061-----	23,882	62	2	33
OTHER TREATMENT	M121-M129	0	0	1	17
TOTAL		38,724	100	5	100

19 MANAGEMENT METHOD, BY QUANTITY OF RCRA HAZARDOUS WASTE MANAGED, LIMITED TO WASTE RECEIVED FROM OFF SITE, 1991

MANAGEMENT METHOD	SYSTEM TYPE CODE	QUANTITY MANAGED (TONS)	PERCENTAGE OF QUANTITY	NUMBER OF FACILITIES	PERCENTAGE OF FACILITIES
FUEL BLENDING	M061-----	23,882	62	2	33
SOLVENTS RECOVERY	M021-M029	7,677	20	1	17
ENERGY RECOVERY (REUSE AS FUEL)	M051-M059	6,963	18	1	17
INCINERATION	M041-M049	201	1	1	17
OTHER TREATMENT	M121-M129	0	0	1	17
TOTAL		38,724	100	5	100

20 MANAGEMENT METHOD AND QUANTITY OF RCRA HAZARDOUS WASTE MANAGED, BY NUMBER OF FACILITIES, LIMITED TO WASTE RECEIVED FROM OFF SITE, 1991

MANAGEMENT METHOD	SYSTEM TYPE CODE	QUANTITY MANAGED (TONS)	PERCENTAGE OF QUANTITY	NUMBER OF FACILITIES	PERCENTAGE OF FACILITIES
FUEL BLENDING	M061-----	23,882	62	2	33
SOLVENTS RECOVERY	M021-M029	7,677	20	1	17
INCINERATION	M041-M049	201	1	1	17
ENERGY RECOVERY (REUSE AS FUEL)	M051-M059	6,963	18	1	17
OTHER TREATMENT	M121-M129	0	0	1	17
TOTAL		38,724	100	5	100

NOTE: FACILITIES WITH ONLY STORAGE UNITS ARE EXCLUDED
COLUMNS MAY NOT SUM DUE TO ROUNDING.
COLUMNS MAY NOT SUM TO TOTAL BECAUSE FACILITIES MAY HAVE MULTIPLE HANDLINGS METHODS.

PUERTO RICO

1991 IMPORTS AND EXPORTS

21 QUANTITY OF RCRA HAZARDOUS WASTE IMPORTED: 256 TONS

22 QUANTITY OF RCRA HAZARDOUS WASTE EXPORTED: 4,585,723 TONS

23 QUANTITY AND PERCENTAGE OF RCRA HAZARDOUS WASTEWATER AND NON-WASTEWATER MANAGEMENT IN 1991

MANAGEMENT TYPE	TONS	PERCENTAGE
WASTEWATER	2,998,725	98
NON-WASTEWATER	52,280	2
TOTAL	3,051,006	100

RHODE ISLAND

1991 WASTE GENERATION

1 NUMBER OF RCRA LARGE QUANTITY GENERATORS (LQGS): 107

2 QUANTITY OF RCRA HAZARDOUS WASTE GENERATED: 14,653 TONS

3 FIFTY LARGEST RCRA HAZARDOUS WASTE GENERATORS IN THE STATE, 1991

RANK	EPA ID	SITE NAME	CITY	TOTAL GENERATED (TONS)
1	RID001546811	OCEAN STATE STEEL INC	EAST PROVIDENCE	1,984
2	RID040098352	NORTHLAND ENVIRONMENTAL INC	PROVIDENCE	1,793
3	RID001805670	HOECHST CELANESE CORP	COVENTRY	1,664
4	RID000791434	CHEMART CO	LINCOLN	1,559
5	RID001198605	G T E PRODUCTS CORP SYLVANIA	CENTRAL FALLS	822
6	RID062310230	PACIFIC ANCHOR CHEMICAL CORPORATION	CUMBERLAND	682
7	RID980914436	RI TURNPIKE AND BRIDGE AUTHORITY	JAMESTOWN	522
8	RID981886468	STANLEY BOSTITCH INC	NORTH KINGSTOWN	292
9	RID001191832	MINE SAFETY APPLIANCES COMPANY	ESMOND	274
10	RID048976732	NEW ENGLAND CONTAINER CO INC	SMITHFIELD	262
11	RID001200609	PEASE & CURREN	WARWICK	252
12	RID001189273	QUEBECOR PRINTING PROVIDENCE	PROVIDENCE	215
13	RID058065707	ARKWRIGHT INC	FISKEVILLE	178
14	RID001205780	VICTORY POLISHING & PLATING CO INC	PROVIDENCE	173
15	RID059741520	STAR ENTERPRISE	PROVIDENCE	166
16	RID059735761	ADVANCED CHEMICAL COMPANY	WARWICK	149
17	RI8170024790	NAVAL UNDERSEA WARFARE	MIDDLETOWN	149
18	RID987471091	RIBCO MANUFACTURING,INC	PAWTUCKET	148
19	RID075728030	OCG MICROELECTRONIC MATERIALS	EAST PROVIDENCE	132
20	RID051507044	STANLEY BOSTITCH	EAST GREENWICH	123
21	RID084802842	CHEM-PAK CORPORATION	CRANSTON	118
22	RID001199272	BALLOU B A & CO INC	EAST PROVIDENCE	109
23	RID063900690	GENERAL DYNAMICS ELECTRIC BOAT DIV	NORTH KINGSTOWN	109
24	RID052632106	UNION OIL CO OF CA UNION CHEMICAL	EAST PROVIDENCE	108
25	RID000791061	MONET JEWELERS INC	WARWICK	96
26	RID001201508	CROSS A T CO	LINCOLN	95
27	RID001200252	TECHNIC INC	CRANSTON	90
28	RID987467248	INTERNATIONAL ETCHING INC	PROVIDENCE	87
29	RID987479003	OCEAN STATE POWER	HARRISVILLE	87
30	RID000841411	NARRAGANSETT ELECTRIC COMPANY SOUTH ST	PROVIDENCE	87
31	RID075704999	UNION INDUSTRIES	PROVIDENCE	73
32	RID006807911	NARRAGANSETT IMPROVEMENT CO	PROVIDENCE	62
33	RID981069917	HAMILTON STANDARD INTERCONNECT	WOONSOCKET	60
34	RID001195387	U.S. RING TRAVELER COMPANY	NORTH PROVIDENCE	59
35	RID987472339	NEW ENGLAND INDUSTRIAL WASTE	JOHNSTON	55
36	RID001187277	PROVIDENCE METALLIZING CO., INC	PAWTUCKET	55
37	RID000001750	FEDERAL PRODUCTS CORP	PROVIDENCE	53
38	RID982200057	U B I O	CRANSTON	52
39	RID059735944	MONARCH METAL FINISHING CO INC	PROVIDENCE	50
40	RID001670884	INTERPLEX METALS	PROVIDENCE	49
41	RID001198514	KENYON INDUSTRIES	KENYON	47
42	RID980669253	REELTECH & ELECTROPLATING CO	WARWICK	47
43	RID055176283	C C L CUSTOM MANUFACTURING INC	CUMBERLAND	46
44	RID046609327	RAU FASTENERS	PROVIDENCE	46
45	RID980913354	HANDY & HARMAN	EAST PROVIDENCE	45
46	RID982195844	ATLANTIC THERMOPLASTICS COMPANY, INC	NORTH SMITHFIELD	43
47	RID981202351	GORHAM	SMITHFIELD	43
48	RID001191246	BROWN & SHARPE MFG CO INC	NORTH KINGSTOWN	42
49	RID987467552	ALLENS MFG CO INC	PROVIDENCE	41
50	RID001191931	EVANS PLATING CORP	CENTERDALE	41
TOTAL				13,535

NOTE: STATE MAY HAVE FEWER THAN FIFTY GENERATORS

RHODE ISLAND

1991 WASTE GENERATION, CONTINUED

4 QUANTITIES OF WASTE GENERATED IN 1991 THAT WERE

- REPORTED WITH ONLY CHARACTERISTIC WASTE CODES
- REPORTED WITH ONLY LISTED WASTE CODES
- REPORTED WITH BOTH CHARACTERISTIC AND LISTED WASTE CODES

WASTE HAS ONLY CHARACTERISTIC CODES	TONS OF WASTE GENERATED	WASTE HAS ONLY LISTED CODES	TONS OF WASTE GENERATED	WASTE HAS BOTH CHARACTERISTIC AND LISTED CODES	TONS OF WASTE GENERATED
ONLY IGNITABLE	388	ONLY AN F CODE	6,037		
ONLY CORROSIVE	427	ONLY A K CODE	1,984		
ONLY REACTIVE	141	ONLY A P CODE	0		
ONLY D004-17	1,905	ONLY A U CODE	21		
ONLY D018-D043	69				
HAS MORE THAN ONE CHARACTERISTIC CODE	1,540	HAS MORE THAN ONE LISTED CODE	19		
TOTAL	4,469	TOTAL	8,062	TOTAL CHAR. AND LISTED	2,106

5 QUANTITIES OF WASTE GENERATED IN 1991 THAT WERE MULTIPLY CODED

WASTE HAS ONLY CHARACTERISTIC CODES BUT MORE THAN ONE APPLIES	TONS OF WASTE GENERATED	ONLY LISTED CODES BUT HAS MORE THAN ONE	TONS OF WASTE GENERATED	BOTH CHAR. & LISTED CODES	TONS OF WASTE GENERATED
HAS IGNITABLE CODE	320			IGN. W/ AT LEAST 1 LSTD	1,723
HAS CORROSIVE CODE	983			CORR. W/ AT LEAST 1 LSTD	210
HAS REACTIVE CODE	2			REACT. W/ AT LEAST 1 LSTD	220
HAS D004-D017 CODE	1,240			D004-17 W/ AT LEAST 1 LSTD	241
HAS D018-D043 CODE	539			D018-43 W/ AT LEAST 1 LSTD	584
		HAS AN F CODE	19	F WASTE W/ AT LEAST 1 CHAR	1,978
		HAS A K CODE	0	K WASTE W/ AT LEAST 1 CHAR	0
		HAS A P CODE	11	P WASTE W/ AT LEAST 1 CHAR	127
		HAS A U CODE	9	U WASTE W/ AT LEAST 1 CHAR	1
TOTAL	1,540	TOTAL	19	TOTAL	2,106

NOTE: COLUMNS DO NOT SUM TO TOTAL BECAUSE A WASTE CODE MAY APPLY TO MORE THAN ONE WASTE.
MIXTURES WITH IGNITABLE, CORROSIVE, REACTIVE, D004-17, AND D018-43 CHARACTERISTIC CODES ALSO MAY CONTAIN OTHER CHARACTERISTIC WASTE CODES.
SIMILARLY, WASTES WITH F,K,P, AND U LISTED CODES MAY HAVE OTHER LISTED WASTE CODES

RHODE ISLAND

WASTE MANAGEMENT

6 NUMBER OF RCRA TSD FACILITIES: 15

7 QUANTITY OF RCRA HAZARDOUS WASTE MANAGED: 8,642 TONS

8 FIFTY LARGEST RCRA HAZARDOUS WASTE MANAGEMENT FACILITIES, 1991

RANK	EPAID	SITE NAME	CITY	TONS OF WASTE MANAGED
1	RID040098352	NORTHLAND ENVIRONMENTAL INC	PROVIDENCE	5,763
2	RID980906986	ETICAM	WARWICK	2,046
3	RID084802842	CHEM-PAK CORPORATION	CRANSTON	802
4	RID001187277	PROVIDENCE METALLIZING CO., INC	PAWTUCKET	22
5	RID046609327	RAU FASTENERS	PROVIDENCE	6
6	RID980671887	ELMWOOD SENSORS	PAWTUCKET	3
TOTAL				8,642

NOTE: STATE MAY HAVE FEWER THAN FIFTY FACILITIES THAT MANAGED WASTES.
WASTE ONLY MANAGED BY STORAGE IS NOT INCLUDED.

RHODE ISLAND

WASTE MANAGEMENT, CONTINUED

9 QUANTITY OF RCRA HAZARDOUS WASTE MANAGED BY MANAGEMENT METHOD, 1991

MANAGEMENT METHOD	SYSTEM TYPE CODE	QUANTITY MANAGED (TONS)	PERCENTAGE OF QUANTITY	NUMBER OF FACILITIES	PERCENTAGE OF FACILITIES
SOLVENTS RECOVERY	M021-M029	805	9	2	25
OTHER RECOVERY	M031-M039	31	0	1	13
ENERGY RECOVERY (REUSE AS FUEL)	M051-M059	22	0	1	13
AQUEOUS INORGANIC TREATMENT	M071-M079	7,733	89	2	25
AQUEOUS ORGANIC TREATMENT	M081-M089	45	1	1	13
SLUDGE TREATMENT	M101-M109	6	0	1	13
TOTAL		8,642	100	6	100

10 MANAGEMENT METHOD, BY QUANTITY OF RCRA HAZARDOUS WASTE MANAGED, 1991

MANAGEMENT METHOD	SYSTEM TYPE CODE	QUANTITY MANAGED (TONS)	PERCENTAGE OF QUANTITY	NUMBER OF FACILITIES	PERCENTAGE OF FACILITIES
AQUEOUS INORGANIC TREATMENT	M071-M079	7,733	89	2	25
SOLVENTS RECOVERY	M021-M029	805	9	2	25
AQUEOUS ORGANIC TREATMENT	M081-M089	45	1	1	13
OTHER RECOVERY	M031-M039	31	0	1	13
ENERGY RECOVERY (REUSE AS FUEL)	M051-M059	22	0	1	13
SLUDGE TREATMENT	M101-M109	6	0	1	13
TOTAL		8,642	100	6	100

11 MANAGEMENT METHOD AND QUANTITY OF RCRA HAZARDOUS WASTE MANAGED BY NUMBER OF FACILITIES, 1991

MANAGEMENT METHOD	SYSTEM TYPE CODE	QUANTITY MANAGED (TONS)	PERCENTAGE OF QUANTITY	NUMBER OF FACILITIES	PERCENTAGE OF FACILITIES
SOLVENTS RECOVERY	M021-M029	805	9	2	25
AQUEOUS INORGANIC TREATMENT	M071-M079	7,733	89	2	25
OTHER RECOVERY	M031-M039	31	0	1	13
ENERGY RECOVERY (REUSE AS FUEL)	M051-M059	22	0	1	13
AQUEOUS ORGANIC TREATMENT	M081-M089	45	1	1	13
SLUDGE TREATMENT	M101-M109	6	0	1	13
TOTAL		8,642	100	6	100

NOTE: FACILITIES WITH ONLY STORAGE UNITS ARE EXCLUDED.
COLUMNS MAY NOT SUM DUE TO ROUNDING.
COLUMNS MAY NOT SUM TO TOTAL BECAUSE FACILITIES MAY HAVE MULTIPLE HANDLINGS METHODS.

RHODE ISLAND

1991 WASTE SHIPMENTS

12 NUMBER OF RCRA HAZARDOUS WASTE SHIPPERS: 105

13 QUANTITY OF RCRA HAZARDOUS WASTE SHIPPED: 15,772 TONS

14 FIFTY LARGEST RCRA HAZARDOUS WASTE SHIPPERS, 1991

RANK	EPA ID	SITE NAME	CITY	QUANTITY SHIPPED (TONS)
1	RID040098352	NORTHLAND ENVIRONMENTAL INC	PROVIDENCE	3,898
2	RID001546811	OCEAN STATE STEEL INC	EAST PROVIDENCE	1,984
3	RID001805670	HOECHST CELANESE CORP	COVENTRY	1,664
4	RID001198605	G T E PRODUCTS CORP SYLVANIA	CENTRAL FALLS	822
5	RID062310230	PACIFIC ANCHOR CHEMICAL CORPORATION	CUMBERLAND	682
6	RID980914436	RI TURNPIKE AND BRIDGE AUTHORITY	JAMESTOWN	522
7	RID000791434	CHEMART CO	LINCOLN	518
8	RID006807911	NARRAGANSETT IMPROVEMENT CO	PROVIDENCE	304
9	RID981886468	STANLEY BOSTITCH INC	NORTH KINGSTOWN	292
10	RID048976732	NEW ENGLAND CONTAINER CO INC	SMITHFIELD	262
11	RID001200609	PEASE & CURREN	WARWICK	252
12	RID058065707	ARKWRIGHT INC	FISKEVILLE	178
13	RID001191832	MINE SAFETY APPLIANCES COMPANY	ESMOND	178
14	RID001205780	VICTORY POLISHING & PLATING CO INC	PROVIDENCE	173
15	RID059741520	STAR ENTERPRISE	PROVIDENCE	166
16	RID001189273	QUEBECOR PRINTING PROVIDENCE	PROVIDENCE	155
17	RID059735761	ADVANCED CHEMICAL COMPANY	WARWICK	152
18	RI8170024790	NAVAL UNDERSEA WARFARE	MIDDLETOWN	149
19	RID987471091	RIBCO MANUFACTURING,INC	PAWTUCKET	148
20	RID075728030	OCG MICROELECTRONIC MATERIALS	EAST PROVIDENCE	132
21	RID084802842	CHEM-PAK CORPORATION	CRANSTON	118
22	RID051507044	STANLEY BOSTITCH	EAST GREENWICH	114
23	RID001199272	BALLOU B A & CO INC	EAST PROVIDENCE	109
24	RID063900690	GENERAL DYNAMICS ELECTRIC BOAT DIV	NORTH KINGSTOWN	109
25	RID052632106	UNION OIL CO OF CA UNION CHEMICAL	EAST PROVIDENCE	108
26	RID000791061	MONET JEWELERS INC	WARWICK	96
27	RID001201508	CROSS A T CO	LINCOLN	95
28	RID001200252	TECHNIC INC	CRANSTON	90
29	RID987467248	INTERNATIONAL ETCHING INC	PROVIDENCE	87
30	RID987479003	OCEAN STATE POWER	HARRISVILLE	87
31	RID000841411	NARRAGANSETT ELECTRIC COMPANY SOUTH ST	PROVIDENCE	87
32	RID075704999	UNION INDUSTRIES	PROVIDENCE	73
33	RID981069917	HAMILTON STANDARD INTERCONNECT	WOONSOCKET	60
34	RID000001750	FEDERAL PRODUCTS CORP	PROVIDENCE	57
35	RID987472339	NEW ENGLAND INDUSTRIAL WASTE	JOHNSTON	55
36	RID982200057	U B I O	CRANSTON	52
37	RID001620210	MICROFIN CORPORATION	PROVIDENCE	51
38	RID059735944	MONARCH METAL FINISHING CO INC	PROVIDENCE	50
39	RID001670884	INTERPLEX METALS	PROVIDENCE	49
40	RID001195387	U.S. RING TRAVELER COMPANY	NORTH PROVIDENCE	48
41	RID001198514	KENYON INDUSTRIES	KENYON	47
42	RID980669253	REELTECH & ELECTROPLATING CO	WARWICK	47
43	RID055176283	C C L CUSTOM MANUFACTURING INC	CUMBERLAND	46
44	RID982195844	ATLANTIC THERMOPLASTICS COMPANY, INC	NORTH SMITHFIELD	43
45	RID981202351	GORHAM	SMITHFIELD	43
46	RID001191246	BROWN & SHARPE MFG CO INC	NORTH KINGSTOWN	42
47	RID987467552	ALLENS MFG CO INC	PROVIDENCE	41
48	RID980668610	RI BUCKLE CO INC	PROVIDENCE	40
49	RID001191055	TRIFARI KRUSSMAN & FISHEL INC	EAST PROVIDENCE	39
50	RID095976544	HUNT SPECIALTY PRODUCTS	LINCOLN	39
TOTAL				14,655

NOTES: COLUMNS MAY NOT SUM DUE TO ROUNDING.
STATE MAY HAVE FEWER THAN FIFTY SHIPPERS.

RHODE ISLAND

1991 WASTE RECEIPTS

15 NUMBER OF RCRA HAZARDOUS WASTE RECEIVERS: 3

16 QUANTITY OF RCRA HAZARDOUS WASTE RECEIVED: 11,079 TONS

17 FIFTY LARGEST RCRA HAZARDOUS WASTE RECEIVERS, 1991

RANK	EPA ID	SITE NAME	CITY	QUANTITY RECEIVED (TONS)
1	RID040098352	NORTHLAND ENVIRONMENTAL INC	PROVIDENCE	7,878
2	RID980906986	ETICAM	WARWICK	2,046
3	RID084802842	CHEM-PAK CORPORATION	CRANSTON	1,155
TOTAL				11,079

NOTES: COLUMNS MAY NOT SUM DUE TO ROUNDING.
STATE MAY HAVE FEWER THAN FIFTY FACILITIES THAT RECEIVED WASTE.

RHODE ISLAND

1991 WASTE RECEIPTS, CONTINUED

18 QUANTITY OF RCRA HAZARDOUS WASTE MANAGED, BY MANAGEMENT METHOD, LIMITED TO WASTE RECEIVED FROM OFF SITE, 1991

MANAGEMENT METHOD	SYSTEM TYPE CODE	QUANTITY MANAGED (TONS)	PERCENTAGE OF QUANTITY	NUMBER OF FACILITIES	PERCENTAGE OF FACILITIES
SOLVENTS RECOVERY	M021-M029	802	9	1	20
OTHER RECOVERY	M031-M039	31	0	1	20
AQUEOUS INORGANIC TREATMENT	M071-M079	7,733	90	2	40
AQUEOUS ORGANIC TREATMENT	M081-M089	45	1	1	20
TOTAL		8,610	100	3	100

19 MANAGEMENT METHOD, BY QUANTITY OF RCRA HAZARDOUS WASTE MANAGED, LIMITED TO WASTE RECEIVED FROM OFF SITE, 1991

MANAGEMENT METHOD	SYSTEM TYPE CODE	QUANTITY MANAGED (TONS)	PERCENTAGE OF QUANTITY	NUMBER OF FACILITIES	PERCENTAGE OF FACILITIES
AQUEOUS INORGANIC TREATMENT	M071-M079	7,733	90	2	40
SOLVENTS RECOVERY	M021-M029	802	9	1	20
AQUEOUS ORGANIC TREATMENT	M081-M089	45	1	1	20
OTHER RECOVERY	M031-M039	31	0	1	20
TOTAL		8,610	100	3	100

20 MANAGEMENT METHOD AND QUANTITY OF RCRA HAZARDOUS WASTE MANAGED, BY NUMBER OF FACILITIES, LIMITED TO WASTE RECEIVED FROM OFF SITE, 1991

MANAGEMENT METHOD	SYSTEM TYPE CODE	QUANTITY MANAGED (TONS)	PERCENTAGE OF QUANTITY	NUMBER OF FACILITIES	PERCENTAGE OF FACILITIES
AQUEOUS INORGANIC TREATMENT	M071-M079	7,733	90	2	40
SOLVENTS RECOVERY	M021-M029	802	9	1	20
OTHER RECOVERY	M031-M039	31	0	1	20
AQUEOUS ORGANIC TREATMENT	M081-M089	45	1	1	20
TOTAL		8,610	100	3	100

NOTE: FACILITIES WITH ONLY STORAGE UNITS ARE EXCLUDED
COLUMNS MAY NOT SUM DUE TO ROUNDING.
COLUMNS MAY NOT SUM TO TOTAL BECAUSE FACILITIES MAY HAVE MULTIPLE HANDLINGS METHODS.

RHODE ISLAND

1991 IMPORTS AND EXPORTS

21 QUANTITY OF RCRA HAZARDOUS WASTE IMPORTED: 9,020 TONS

22 QUANTITY OF RCRA HAZARDOUS WASTE EXPORTED: 4,585,723 TONS

23 QUANTITY AND PERCENTAGE OF RCRA HAZARDOUS WASTEWATER AND NON-WASTEWATER MANAGEMENT IN 1991

MANAGEMENT TYPE	TONS	PERCENTAGE
WASTEWATER	7,778	90
NON-WASTEWATER	864	10
TOTAL	8,642	100

SOUTH CAROLINA

1991 WASTE GENERATION

1 NUMBER OF RCRA LARGE QUANTITY GENERATORS (LQGS): 337

2 QUANTITY OF RCRA HAZARDOUS WASTE GENERATED: 604,456 TONS

3 FIFTY LARGEST RCRA HAZARDOUS WASTE GENERATORS IN THE STATE, 1991

RANK	EPA ID	SITE NAME	CITY	TOTAL GENERATED (TONS)
1	SCD042627448	MTM HARDWICK INC.	ELGIN	176,734
2	SCD061523098	HUDSON INTERNATIONAL CONDUCTORS	INMAN	125,278
3	SCD043384072	ETHYL CORPORATION-ORANGEBURG PLANT	ORANGEBURG	99,623
4	SCD042633859	EXIDE CORPORATION	GREER	42,878
5	SCD070375985	GSX SERVICES OF SC INC.	PINEWOOD	25,134
6	SCD036275626	SOUTHEASTERN CHEMICALS & SOLVENTS CO.	SUMTER	16,118
7	SCD047555453	SOUTHEASTERN COATED PRODUCTS	COLUMBIA	14,236
8	SCD077995488	SAFETY KLEEN CORP LEXINGTON PLANT	LEXINGTON	11,039
9	SCD991277716	GEORGETOWN STEEL CORPORATION	GEORGETOWN	9,304
10	SCD044442333	THERMALKEM INC.	ROCK HILL	8,953
11	SCD069326171	HOMELITE/TEXTRON	PONTIAC	8,721
12	SCD001368075	GASTON COPPER RECYCLING CORP.	GASTON	8,522
13	SC1890008989	SAVANNAH RIVER SITE	JACKSON	5,015
14	SCD070371885	ENTECH RECOVERY INC/CP CHEMICALS INC	SUMTER	4,506
15	SCD044940369	NUCOR STEEL	DARLINGTON	4,329
16	SCD003343456	HOMELITE-TEXTRON	GREER	3,323
17	SCD002038545	T&S BRASS & BRONZE WORKS INC.	TRAVELERS REST	2,702
18	SCD049126097	GENERAL ELECTRIC COMPANY	GREENVILLE	1,980
19	SCD003353760	OWEN ELECTRIC STEEL COMPANY	CAYCE	1,787
20	SCD097366165	ALUMAX OF SOUTH CAROLINA INC	GOOSE CREEK	1,738
21	SCD050187434	SOUTHERN COATINGS INC.	SUMTER	1,341
22	SCD003358389	ALBRIGHT & WILSON, AMERICAS	CHARLESTON HEIGHTS	1,175
23	SCD981467616	LAIDLAW ENVIRONMENTAL SERVICES(TOC)INC.	ROEBUCK	1,005
24	SCD000622688	COLONIAL PIPELINE CO-BELTON JUNCTION	BELTON	945
25	SCD047554753	W R GRACE & CO-CRYOVAC DIVISION	SIMPSONVILLE	893
26	SCD987579224	SCDHPT & PT COOPER R BRIO	MT PLEASANT	822
27	SCD980500052	3V CHEMICAL CORPORATION (V.V.V.)	GEORGETOWN	725
28	SCD000770263	DIGITAL EQUIPMENT CORORATION	GREENVILLE	721
29	SCD039286315	CRANDALL CORPORATION	COLUMBIA	709
30	SCD003345683	THE TORRINGTON COMPANY	CLINTON	680
31	SCD000610006	UNION OIL CO-SOUTHEAST TERMINAL	SPARTANBURG	657
32	SCD084707298	C R BARD INCORPORATED	MONCKS CORNER	651
33	SCD041388554	YUASA-EXIDE INC.	SUMTER	615
34	SCD000735894	MARATHON OI COMPANY	BELTON	547
35	SC0170022560	USN CHARLESTON NAVAL SHIPYARD	CHARLESTON	536
36	SCD000645721	BP OIL COMPANY	N AUGUSTA	533
37	SC6170022762	US MARINE CORPS-RECRUIT DEPOT	PARRIS ISLAND	508
38	SCD000648493	DURACELL USA	LANCASTER	502
39	SCD980848717	CARPENTER TECHNOLOGY CORPORATION	ORANGEBURG	496
40	SCD070365051	HAARMANN & REIMER CORPORATION	GOOSE CREEK	491
41	SCD991279399	FN MANUFACTURING INC	COLUMBIA	479
42	SCD991279332	WESTVACO CORP-OLEOCHEMICALS DEPT CHAS.	NORTH CHARLESTON	471
43	SCD062690557	AVX CORPORATION	MYRTLE BEACH	454
44	SCD003351814	WESTINGHOUSE ELECTRIC CORPORATION	HAMPTON	378
45	SCD982103178	ALLIED SIGNAL INC-AUTOLITE DIVISION	SPARTANBURG	364
46	SCD062559331	MRM HARDWICKE INC.	ROCKHILL	350
47	SCD980841944	KEMET ELECTRONICS CORP-FOUNTAIN INN	FOUNTAIN INN	338
48	SCD000623231	COLONIAL PIPELINE CO-SPARTN DELIVERY FAC	SPARTANBURG	316
49	SCD062706767	REEVES BROTHERS INC.	SPARTANBURG	312
50	SCD047559430	BALL-INCON GLASS PACKAGING CORP.	LAURENS	307
TOTAL				590,239

NOTE: STATE MAY HAVE FEWER THAN FIFTY GENERATORS

SOUTH CAROLINA

1991 WASTE GENERATION, CONTINUED

4 QUANTITIES OF WASTE GENERATED IN 1991 THAT WERE

- REPORTED WITH ONLY CHARACTERISTIC WASTE CODES
- REPORTED WITH ONLY LISTED WASTE CODES
- REPORTED WITH BOTH CHARACTERISTIC AND LISTED WASTE CODES

WASTE HAS ONLY CHARACTERISTIC CODES	TONS OF WASTE GENERATED	WASTE HAS ONLY LISTED CODES	TONS OF WASTE GENERATED	WASTE HAS BOTH CHARACTERISTIC AND LISTED CODES	TONS OF WASTE GENERATED
ONLY IGNITABLE	35,203	ONLY AN F CODE	184,183		
ONLY CORROSIVE	70,530	ONLY A K CODE	8,176		
ONLY REACTIVE	1,253	ONLY A P CODE	1		
ONLY D004-17	57,856	ONLY A U CODE	267		
ONLY D018-D043	178,788				
HAS MORE THAN ONE CHARACTERISTIC CODE	33,565	HAS MORE THAN ONE LISTED CODE	53		
TOTAL	377,195	TOTAL	192,680	TOTAL CHAR. AND LISTED	34,579

5 QUANTITIES OF WASTE GENERATED IN 1991 THAT WERE MULTIPLY CODED

WASTE HAS ONLY CHARACTERISTIC CODES BUT MORE THAN ONE APPLIES	TONS OF WASTE GENERATED	ONLY LISTED CODES BUT HAS MORE THAN ONE	TONS OF WASTE GENERATED	BOTH CHAR. & LISTED CODES	TONS OF WASTE GENERATED
HAS IGNITABLE CODE	16,407			IGN. W/ AT LEAST 1 LSTD	18,220
HAS CORROSIVE CODE	27,629			CORR. W/ AT LEAST 1 LSTD	4,204
HAS REACTIVE CODE	13			REACT. W/ AT LEAST 1 LSTD	202
HAS D004-D017 CODE	11,413			D004-17 W/ AT LEAST 1 LSTD	20,354
HAS D018-D043 CODE	16,131			D018-43 W/ AT LEAST 1 LSTD	2,766
		HAS AN F CODE	38	F WASTE W/ AT LEAST 1 CHAR	24,463
		HAS A K CODE	0	K WASTE W/ AT LEAST 1 CHAR	9,315
		HAS A P CODE	14	P WASTE W/ AT LEAST 1 CHAR	11
		HAS A U CODE	53	U WASTE W/ AT LEAST 1 CHAR	874
TOTAL	33,565	TOTAL	53	TOTAL	34,579

NOTE: COLUMNS DO NOT SUM TO TOTAL BECAUSE A WASTE CODE MAY APPLY TO MORE THAN ONE WASTE.
MIXTURES WITH IGNITABLE, CORROSIVE, REACTIVE, D004-17, AND D018-43 CHARACTERISTIC CODES ALSO MAY CONTAIN OTHER CHARACTERISTIC WASTE CODES.
SIMILARLY, WASTES WITH F,K,P, AND U LISTED CODES MAY HAVE OTHER LISTED WASTE CODES

SOUTH CAROLINA

WASTE MANAGEMENT

6 NUMBER OF RCRA TSD FACILITIES: 64

7 QUANTITY OF RCRA HAZARDOUS WASTE MANAGED: 528,458 TONS

8 FIFTY LARGEST RCRA HAZARDOUS WASTE MANAGEMENT FACILITIES, 1991

RANK	EPAID	SITE NAME	CITY	TONS OF WASTE MANAGED
1	SCD991278607	MTM AMERICAS INC-HARDWICK DIVISION	LUGOFF	175,413
2	SCD070375985	GSX SERVICES OF SC INC.	PINEWOOD	91,222
3	SCD043384072	ETHYL CORPORATION-ORANGEBURG PLANT	ORANGEBURG	80,021
4	SCD003368891	HOLNAM INC/SAFETY KLEEN	HOLLY HILL	74,892
5	SCD077995488	SAFETY KLEEN CORP LEXINGTON PLANT	LEXINGTON	37,446
6	SCD036275626	SOUTHEASTERN CHEMICALS & SOLVENTS CO.	SUMTER	24,045
7	SCD981467616	LAIDLAW ENVIRONMENTAL SERVICES(TOC)INC.	ROEBUCK	17,847
8	SCD047555453	SOUTHEASTERN COATED PRODUCTS	COLUMBIA	13,344
9	SCD044442333	THERMALKEM INC.	ROCK HILL	11,902
10	SC1890008989	SAVANNAH RIVER SITE	JACKSON	1,292
11	SCD070371885	ENTECH RECOVERY INC/CP CHEMICALS INC	SUMTER	573
12	SCD980848717	CARPENTER TECHNOLOGY CORPORATION	ORANGEBURG	348
13	SCD000608331	REXHAM INCORPORATED	LANCASTER	58
14	SCD003339207	SIEBE NORTH INC-CHARLESTON PLANT	NORTH CHARLESTON	23
15	SCD003344496	SCHLUMBERGER INDUSTRIES	WEST UNION	21
16	SCD003358389	ALBRIGHT & WILSON, AMERICAS	CHARLESTON HEIGHTS	7
17	SCD043979822	DUKE POWER CO-OCONEE NUCLEAR STATION	SENECA	3
18	SC8170022620	USN-CHARLESTON NAVAL WEAPONS STATION	CHARLESTON	2
TOTAL				528,458

NOTE: STATE MAY HAVE FEWER THAN FIFTY FACILITIES THAT MANAGED WASTES.
WASTE ONLY MANAGED BY STORAGE IS NOT INCLUDED.

SOUTH CAROLINA

WASTE MANAGEMENT, CONTINUED

9 QUANTITY OF RCRA HAZARDOUS WASTE MANAGED BY MANAGEMENT METHOD, 1991

MANAGEMENT METHOD	SYSTEM TYPE CODE	QUANTITY MANAGED (TONS)	PERCENTAGE OF QUANTITY	NUMBER OF FACILITIES	PERCENTAGE OF FACILITIES
SOLVENTS RECOVERY	M021-M029	33,770	6	7	25
OTHER RECOVERY	M031-M039	3	0	1	4
INCINERATION	M041-M049	29,751	6	3	11
ENERGY RECOVERY (REUSE AS FUEL)	M051-M059	7,884	1	3	11
FUEL BLENDING	M061-----	97,414	18	3	11
AQUEOUS INORGANIC TREATMENT	M071-M079	13,924	3	3	11
AQUEOUS ORGANIC TREATMENT	M081-M089	175,435	33	2	7
STABILIZATION	M111-M119	1,084	0	1	4
OTHER TREATMENT	M121-M129	77,970	15	3	11
LANDFILL	M132-DISP	91,222	17	1	4
OTHER DISPOSAL SPECIFIED IN COMMENTS	M137-DISP	0	0	1	4
TOTAL		528,458	100	18	100

10 MANAGEMENT METHOD, BY QUANTITY OF RCRA HAZARDOUS WASTE MANAGED, 1991

MANAGEMENT METHOD	SYSTEM TYPE CODE	QUANTITY MANAGED (TONS)	PERCENTAGE OF QUANTITY	NUMBER OF FACILITIES	PERCENTAGE OF FACILITIES
AQUEOUS ORGANIC TREATMENT	M081-M089	175,435	33	2	7
FUEL BLENDING	M061-----	97,414	18	3	11
LANDFILL	M132-DISP	91,222	17	1	4
OTHER TREATMENT	M121-M129	77,970	15	3	11
SOLVENTS RECOVERY	M021-M029	33,770	6	7	25
INCINERATION	M041-M049	29,751	6	3	11
AQUEOUS INORGANIC TREATMENT	M071-M079	13,924	3	3	11
ENERGY RECOVERY (REUSE AS FUEL)	M051-M059	7,884	1	3	11
STABILIZATION	M111-M119	1,084	0	1	4
OTHER RECOVERY	M031-M039	3	0	1	4
OTHER DISPOSAL SPECIFIED IN COMMENTS	M137-DISP	0	0	1	4
TOTAL		528,458	100	18	100

11 MANAGEMENT METHOD AND QUANTITY OF RCRA HAZARDOUS WASTE MANAGED BY NUMBER OF FACILITIES, 1991

MANAGEMENT METHOD	SYSTEM TYPE CODE	QUANTITY MANAGED (TONS)	PERCENTAGE OF QUANTITY	NUMBER OF FACILITIES	PERCENTAGE OF FACILITIES
SOLVENTS RECOVERY	M021-M029	33,770	6	7	25
INCINERATION	M041-M049	29,751	6	3	11
ENERGY RECOVERY (REUSE AS FUEL)	M051-M059	7,884	1	3	11
FUEL BLENDING	M061-----	97,414	18	3	11
AQUEOUS INORGANIC TREATMENT	M071-M079	13,924	3	3	11
OTHER TREATMENT	M121-M129	77,970	15	3	11
AQUEOUS ORGANIC TREATMENT	M081-M089	175,435	33	2	7
OTHER RECOVERY	M031-M039	3	0	1	4
STABILIZATION	M111-M119	1,084	0	1	4
LANDFILL	M132-DISP	91,222	17	1	4
OTHER DISPOSAL SPECIFIED IN COMMENTS	M137-DISP	0	0	1	4
TOTAL		528,458	100	18	100

NOTE: FACILITIES WITH ONLY STORAGE UNITS ARE EXCLUDED.
COLUMNS MAY NOT SUM DUE TO ROUNDING.
COLUMNS MAY NOT SUM TO TOTAL BECAUSE FACILITIES MAY HAVE MULTIPLE HANDLINGS METHODS.

SOUTH CAROLINA

1991 WASTE SHIPMENTS

12 NUMBER OF RCRA HAZARDOUS WASTE SHIPPERS: 336

13 QUANTITY OF RCRA HAZARDOUS WASTE SHIPPED: 312,552 TONS

14 FIFTY LARGEST RCRA HAZARDOUS WASTE SHIPPERS, 1991

RANK	EPA ID	SITE NAME	CITY	QUANTITY SHIPPED (TONS)
1	SCD042627448	MTM HARDWICK INC.	ELGIN	176,838
2	SCD070375985	GSX SERVICES OF SC INC.	PINEWOOD	24,732
3	SCD036275626	SOUTHEASTERN CHEMICALS & SOLVENTS CO.	SUMTER	16,151
4	SCD077995488	SAFETY KLEEN CORP LEXINGTON PLANT	LEXINGTON	11,039
5	SCD044442333	THERMALKEM INC.	ROCK HILL	10,711
6	SCD991277716	GEORGETOWN STEEL CORPORATION	GEORGETOWN	9,304
7	SCD001368075	GASTON COPPER RECYCLING CORP.	GASTON	7,964
8	SCD070371885	ENTECH RECOVERY INC/CP CHEMICALS INC	SUMTER	4,509
9	SCD044940369	NUCOR STEEL	DARLINGTON	4,329
10	SCD042633859	EXIDE CORPORATION	GREER	3,204
11	SCD002038545	T&S BRASS & BRONZE WORKS INC.	TRAVELERS REST	2,702
12	SCD049126097	GENERAL ELECTRIC COMPANY	GREENVILLE	2,014
13	SCD981467616	LAIDLAW ENVIRONMENTAL SERVICES(TOC)INC.	ROEBUCK	1,950
14	SCD003353760	OWEN ELECTRIC STEEL COMPANY	CAYCE	1,787
15	SCD981031040	SAFETY KLEEN CORP	GREER	1,675
16	SCD050187434	SOUTHERN COATINGS INC.	SUMTER	1,341
17	SCD043384072	ETHYL CORPORATION-ORANGEBURG PLANT	ORANGEBURG	1,338
18	SCD003358389	ALBRIGHT & WILSON, AMERICAS	CHARLESTON HEIGHTS	1,193
19	SCD097366165	ALUMAX OF SOUTH CAROLINA INC	GOOSE CREEK	1,179
20	SCD000622688	COLONIAL PIPELINE CO-BELTON JUNCTION	BELTON	944
21	SCD047554753	W R GRACE & CO-CRYOVAC DIVISION	SIMPSONVILLE	874
22	SCD039286315	CRANDALL CORPORATION	COLUMBIA	839
23	SCD987579224	SCDHPT & PT COOPER R BRIO	MT PLEASANT	822
24	SCD000770263	DIGITAL EQUIPMENT CORORATION	GREENVILLE	721
25	SCD003345683	THE TORRINGTON COMPANY	CLINTON	680
26	SCD000610006	UNION OIL CO-SOUTHEAST TERMINAL	SPARTANBURG	657
27	SCD084707298	C R BARD INCORPORATED	MONCKS CORNER	651
28	SCD041388554	YUASA-EXIDE INC.	SUMTER	615
29	SCD000735894	MARATHON OI COMPANY	BELTON	547
30	SC1890008989	SAVANNAH RIVER SITE	JACKSON	542
31	SCD000645721	BP OIL COMPANY	N AUGUSTA	533
32	SC0170022560	USN CHARLESTON NAVAL SHIPYARD	CHARLESTON	517
33	SCD000648493	DURACELL USA	LANCASTER	516
34	SC6170022762	US MARINE CORPS-RECRUIT DEPOT	PARRIS ISLAND	505
35	SCD047555453	SOUTHEASTERN COATED PRODUCTS	COLUMBIA	503
36	SCD070365051	HAARMANN & REIMER CORPORATION	GOOSE CREEK	491
37	SCD991279399	FN MANUFACTURING INC	COLUMBIA	471
38	SCD003351814	WESTINGHOUSE ELECTRIC CORPORATION	HAMPTON	411
39	SCD982103178	ALLIED SIGNAL INC-AUTOLITE DIVISION	SPARTANBURG	364
40	SCD980842785	SAFETY-KLEEN CORP	FLORENCE	341
41	SCD980841944	KEMET ELECTRONICS CORP-FOUNTAIN INN	FOUNTAIN INN	338
42	SCD000623231	COLONIAL PIPELINE CO-SPARTN DELIVERY FAC	SPARTANBURG	316
43	SCD062706767	REEVES BROTHERS INC.	SPARTANBURG	312
44	SCD047559430	BALL-INCON GLASS PACKAGING CORP.	LAURENS	307
45	SCD065055766	ROBERT BOSCH CORPORATION	CHARLESTON	305
46	SCD000735886	MARATHON OIL COMPANY	NORTH CHARLESTON	298
47	SCD062690557	AVX CORPORATION	MYRTLE BEACH	297
48	SCD067002147	GENERAL ELECTRIC COMPANY	FLORENCE	290
49	SCD003348190	RM ENGINEERED PRODUCTS INC.	NORTH CHARLESTON	279
50	SCD000770024	KOCH REFINING CO.	N CHARLESTON	267
TOTAL				299,513

NOTES: COLUMNS MAY NOT SUM DUE TO ROUNDING.
STATE MAY HAVE FEWER THAN FIFTY SHIPPERS.

SOUTH CAROLINA

1991 WASTE RECEIPTS

15 NUMBER OF RCRA HAZARDOUS WASTE RECEIVERS: 13

16 QUANTITY OF RCRA HAZARDOUS WASTE RECEIVED: 437,594 TONS

17 FIFTY LARGEST RCRA HAZARDOUS WASTE RECEIVERS, 1991

RANK	EPA ID	SITE NAME	CITY	QUANTITY RECEIVED (TONS)
1	SCD991278607	MTM AMERICAS INC-HARDWICK DIVISION	LUGOFF	175,413
2	SCD070375985	GSX SERVICES OF SC INC.	PINEWOOD	90,821
3	SCD003368891	HOLNAM INC/SAFETY KLEEN	HOLLY HILL	74,892
4	SCD077995488	SAFETY KLEEN CORP LEXINGTON PLANT	LEXINGTON	38,066
5	SCD036275626	SOUTHEASTERN CHEMICALS & SOLVENTS CO.	SUMTER	24,045
6	SCD981467616	LAIDLAW ENVIRONMENTAL SERVICES(TOC)INC.	ROEBUCK	18,258
7	SCD044442333	THERMALKEM INC.	ROCK HILL	11,902
8	SCD980842785	SAFETY-KLEEN CORP	FLORENCE	2,351
9	SCD981031040	SAFETY KLEEN CORP	GREER	1,598
10	SCD980839823	ASHLAND CHEMICAL CO-COLUMBIA	COLUMBIA	137
11	SCD980709299	SAFETY-KLEEN CORP #317921	SUMMERVILLE	73
12	SCD069314045	MILLIKEN CHEMICAL-DEWEY PLANT	INMAN	28
13	SCD003339207	SIEBE NORTH INC-CHARLESTON PLANT	NORTH CHARLESTON	10
TOTAL				437,594

NOTES: COLUMNS MAY NOT SUM DUE TO ROUNDING.
STATE MAY HAVE FEWER THAN FIFTY FACILITIES THAT RECEIVED WASTE.

SOUTH CAROLINA

1991 WASTE RECEIPTS, CONTINUED

18 QUANTITY OF RCRA HAZARDOUS WASTE MANAGED, BY MANAGEMENT METHOD, LIMITED TO WASTE RECEIVED FROM OFF SITE, 1991

MANAGEMENT METHOD	SYSTEM TYPE CODE	QUANTITY MANAGED (TONS)	PERCENTAGE OF QUANTITY	NUMBER OF FACILITIES	PERCENTAGE OF FACILITIES
SOLVENTS RECOVERY	M021-M029	33,689	8	2	18
INCINERATION	M041-M049	29,749	7	2	18
ENERGY RECOVERY (REUSE AS FUEL)	M051-M059	5,280	1	1	9
FUEL BLENDING	M061-----	97,414	23	3	27
AQUEOUS ORGANIC TREATMENT	M081-M089	175,423	41	2	18
LANDFILL	M132-DISP	90,821	21	1	9
TOTAL		432,375	100	8	100

19 MANAGEMENT METHOD, BY QUANTITY OF RCRA HAZARDOUS WASTE MANAGED, LIMITED TO WASTE RECEIVED FROM OFF SITE, 1991

MANAGEMENT METHOD	SYSTEM TYPE CODE	QUANTITY MANAGED (TONS)	PERCENTAGE OF QUANTITY	NUMBER OF FACILITIES	PERCENTAGE OF FACILITIES
AQUEOUS ORGANIC TREATMENT	M081-M089	175,423	41	2	18
FUEL BLENDING	M061-----	97,414	23	3	27
LANDFILL	M132-DISP	90,821	21	1	9
SOLVENTS RECOVERY	M021-M029	33,689	8	2	18
INCINERATION	M041-M049	29,749	7	2	18
ENERGY RECOVERY (REUSE AS FUEL)	M051-M059	5,280	1	1	9
TOTAL		432,375	100	8	100

20 MANAGEMENT METHOD AND QUANTITY OF RCRA HAZARDOUS WASTE MANAGED, BY NUMBER OF FACILITIES, LIMITED TO WASTE RECEIVED FROM OFF SITE, 1991

MANAGEMENT METHOD	SYSTEM TYPE CODE	QUANTITY MANAGED (TONS)	PERCENTAGE OF QUANTITY	NUMBER OF FACILITIES	PERCENTAGE OF FACILITIES
FUEL BLENDING	M061-----	97,414	23	3	27
SOLVENTS RECOVERY	M021-M029	33,689	8	2	18
INCINERATION	M041-M049	29,749	7	2	18
AQUEOUS ORGANIC TREATMENT	M081-M089	175,423	41	2	18
ENERGY RECOVERY (REUSE AS FUEL)	M051-M059	5,280	1	1	9
LANDFILL	M132-DISP	90,821	21	1	9
TOTAL		432,375	100	8	100

NOTE: FACILITIES WITH ONLY STORAGE UNITS ARE EXCLUDED
COLUMNS MAY NOT SUM DUE TO ROUNDING.
COLUMNS MAY NOT SUM TO TOTAL BECAUSE FACILITIES MAY HAVE MULTIPLE HANDLINGS METHODS.

SOUTH CAROLINA

1991 IMPORTS AND EXPORTS

21 QUANTITY OF RCRA HAZARDOUS WASTE IMPORTED: 197,588 TONS

22 QUANTITY OF RCRA HAZARDOUS WASTE EXPORTED: 4,585,723 TONS

23 QUANTITY AND PERCENTAGE OF RCRA HAZARDOUS WASTEWATER AND NON-WASTEWATER MANAGEMENT IN 1991

MANAGEMENT TYPE	TONS	PERCENTAGE
WASTEWATER	274,688	52
NON-WASTEWATER	253,769	48
TOTAL	528,458	100

SOUTH DAKOTA

1991 WASTE GENERATION

1 NUMBER OF RCRA LARGE QUANTITY GENERATORS (LQGS): 21

2 QUANTITY OF RCRA HAZARDOUS WASTE GENERATED: 979 TONS

3 FIFTY LARGEST RCRA HAZARDOUS WASTE GENERATORS IN THE STATE, 1991

RANK	EPA ID	SITE NAME	CITY	TOTAL GENERATED (TONS)
1	SDD078668696	3M BROOKINGS	BROOKINGS	231
2	SDD099561474	SYNCOM TECHNOLOGIES, INC.	MITCHELL	219
3	SD2571924644	ELLSWORTH AIR FORCE BASE	ELLSWORTH AFB	173
4	SDD078013760	CR INDUSTRIES OF SPRINGFIELD	SPRINGFIELD	150
5	SDD096407838	ALUMAX EXTRUSIONS INC.	YANKTON	48
6	SDD049521511	DAKTRONICS	BROOKINGS	25
7	SDD000003855	CCL LABEL	SIOUX FALLS	20
8	SDD007262215	DALE ELECTRONICS, INC.	YANKTON	18
9	SDD981545577	STAR CIRCUITS, INC.	BROOKINGS	16
10	SDD982581738	RAVEN INDUSTRIES FIBERGLASS PLNT	SIOUX FALLS	16
11	SDD007257348	RAVEN INDUSTRIES	SIOUX FALLS	15
12	SDD068642222	SCI SYSTEMS, INC.	RAPID CITY	10
13	SDD982596942	ANGUS INDUSTRIES	WATERTOWN	9
14	SDD079723425	LYLE SIGNS	DESMET	9
15	SDD007498421	PORTEC, INC.	YANKTON	7
16	SDD980635726	SIMON-TELELECT INC.-FGI DIVISION	WATERTOWN	6
17	SDD006198980	MINNESOTA RUBBER	WATERTOWN	5
18	SDD982597007	SPACE ORDNANCE SYSTEMS	IGLOO	4
19	SDD109101030	RUE R. ELSTON, INC.	SIOUX FALLS	0
20	SDD000716696	SAFETY-KLEEN CORP.	SIOUX FALLS	0
	SDD987667870	CITY OF BROOKINGS LANDFILL	BROOKINGS	0
TOTAL				979

NOTE: STATE MAY HAVE FEWER THAN FIFTY GENERATORS

SOUTH DAKOTA

1991 WASTE GENERATION, CONTINUED

4 QUANTITIES OF WASTE GENERATED IN 1991 THAT WERE

- REPORTED WITH ONLY CHARACTERISTIC WASTE CODES
- REPORTED WITH ONLY LISTED WASTE CODES
- REPORTED WITH BOTH CHARACTERISTIC AND LISTED WASTE CODES

WASTE HAS ONLY CHARACTERISTIC CODES	TONS OF WASTE GENERATED	WASTE HAS ONLY LISTED CODES	TONS OF WASTE GENERATED	WASTE HAS BOTH CHARACTERISTIC AND LISTED CODES	TONS OF WASTE GENERATED
ONLY IGNITABLE	70	ONLY AN F CODE	325		
ONLY CORROSIVE	120	ONLY A K CODE	0		
ONLY REACTIVE	0	ONLY A P CODE	0		
ONLY D004-17	151	ONLY A U CODE	0		
HAS MORE THAN ONE CHARACTERISTIC CODE	21	HAS MORE THAN ONE LISTED CODE	0		
TOTAL	362	TOTAL	325	TOTAL CHAR. AND LISTED	292

5 QUANTITIES OF WASTE GENERATED IN 1991 THAT WERE MULTIPLY CODED

WASTE HAS ONLY CHARACTERISTIC CODES BUT MORE THAN ONE APPLIES	TONS OF WASTE GENERATED	ONLY LISTED CODES BUT HAS MORE THAN ONE	TONS OF WASTE GENERATED	BOTH CHAR. & LISTED CODES	TONS OF WASTE GENERATED
HAS IGNITABLE CODE	8			IGN. W/ AT LEAST 1 LSTD	266
HAS CORROSIVE CODE	13			CHAR. W/ AT LEAST 1 LSTD	0
HAS REACTIVE CODE	4			REACT. W/ AT LEAST 1 LSTD	4
HAS D004-D017 CODE	19			D004-17 W/ AT LEAST 1 LSTD	37
HAS D018-D043 CODE	2			D018-43 W/ AT LEAST 1 LSTD	232
		HAS AN F CODE	0	F WASTE W/ AT LEAST 1 CHAR	292
		HAS A K CODE	0	K WASTE W/ AT LEAST 1 CHAR	0
		HAS A P CODE	0	P WASTE W/ AT LEAST 1 CHAR	0
		HAS A U CODE	0	U WASTE W/ AT LEAST 1 CHAR	226
TOTAL	21	TOTAL	0	TOTAL	292

NOTE: COLUMNS DO NOT SUM TO TOTAL BECAUSE A WASTE CODE MAY APPLY TO MORE THAN ONE WASTE.
MIXTURES WITH IGNITABLE, CORROSIVE, REACTIVE, D004-17, AND D018-43 CHARACTERISTIC CODES ALSO MAY CONTAIN OTHER CHARACTERISTIC WASTE CODES.
SIMILARLY, WASTES WITH F,K,P, AND U LISTED CODES MAY HAVE OTHER LISTED WASTE CODES

SOUTH DAKOTA

WASTE MANAGEMENT

6 NUMBER OF RCRA TSD FACILITIES: 3

7 QUANTITY OF RCRA HAZARDOUS WASTE MANAGED: 0 TONS

TABLES 8,9,10, AND 11 WERE OMITTED FROM THIS REPORT BECAUSE THERE WERE NO FACILITES THAT REPORTED MANAGING (TREATING OR DISPOSING) RCRA HAZARDOUS WASTE.

1991 WASTE SHIPMENTS

12 NUMBER OF RCRA HAZARDOUS WASTE SHIPPERS: 20

13 QUANTITY OF RCRA HAZARDOUS WASTE SHIPPED: 1,272 TONS

14 FIFTY LARGEST RCRA HAZARDOUS WASTE SHIPPERS, 1991

RANK	EPA ID	SITE NAME	CITY	QUANTITY SHIPPED (TONS)
1	SDD000716696	SAFETY-KLEEN CORP.	SIOUX FALLS	355
2	SD2571924644	ELLSWORTH AIR FORCE BASE	ELLSWORTH AFB	234
3	SDD078668696	3M BROOKINGS	BROOKINGS	231
4	SDD099561474	SYNCOM TECHNOLOGIES, INC.	MITCHELL	219
5	SDD078013760	CR INDUSTRIES OF SPRINGFIELD	SPRINGFIELD	42
6	SDD096407838	ALUMAX EXTRUSIONS INC.	YANKTON	39
7	SDD049521511	DAKTRONICS	BROOKINGS	25
8	SDD981545577	STAR CIRCUITS, INC.	BROOKINGS	25
9	SDD000003855	CCL LABEL	SIOUX FALLS	20
10	SDD007262215	DALE ELECTRONICS, INC.	YANKTON	18
11	SDD079723425	LYLE SIGNS	DESMET	11
12	SDD068642222	SCI SYSTEMS, INC.	RAPID CITY	10
13	SDD982596942	ANGUS INDUSTRIES	WATERTOWN	9
14	SDD007498421	PORTEC, INC.	YANKTON	7
15	SDD980635726	SIMON-TELELECT INC.-FGI DIVISION	WATERTOWN	6
16	SDD987667870	CITY OF BROOKINGS LANDFILL	BROOKINGS	6
17	SDD982581738	RAVEN INDUSTRIES FIBERGLASS PLNT	SIOUX FALLS	5
18	SDD982597007	SPACE ORDNANCE SYSTEMS	IGLOO	4
19	SDD006198980	MINNESOTA RUBBER	WATERTOWN	4
20	SDD007257348	RAVEN INDUSTRIES	SIOUX FALLS	4
21	SDD109101030	RUE R. ELSTON, INC.	SIOUX FALLS	0
TOTAL				1,272

NOTES: COLUMNS MAY NOT SUM DUE TO ROUNDING.
STATE MAY HAVE FEWER THAN FIFTY SHIPPERS.

SOUTH DAKOTA

1991 WASTE RECEIPTS

15 NUMBER OF RCRA HAZARDOUS WASTE RECEIVERS: 2

16 QUANTITY OF RCRA HAZARDOUS WASTE RECEIVED: 370 TONS

17 FIFTY LARGEST RCRA HAZARDOUS WASTE RECEIVERS, 1991

RANK	EPA ID	SITE NAME	CITY	QUANTITY RECEIVED (TONS)
1	SDD000716696	SAFETY-KLEEN CORP.	SIOUX FALLS	369
2	SD2571924644	ELLSWORTH AIR FORCE BASE	ELLSWORTH AFB	1
TOTAL				370

NOTES: COLUMNS MAY NOT SUM DUE TO ROUNDING.
STATE MAY HAVE FEWER THAN FIFTY FACILITIES THAT RECEIVED WASTE.

TABLES 18, 19, AND 20 WERE OMITTED FROM THIS REPORT BECAUSE THERE WERE NO FACILITES THAT REPORTED MANAGING (TREATING OR DISPOSING) RCRA HAZARDOUS WASTE THAT WAS RECEIVED FROM OFF SITE.

1991 IMPORTS AND EXPORTS

21 QUANTITY OF RCRA HAZARDOUS WASTE IMPORTED: 114 TONS

22 QUANTITY OF RCRA HAZARDOUS WASTE EXPORTED: 4,585,723 TONS

TENNESSEE

1991 WASTE GENERATION

1 NUMBER OF RCRA LARGE QUANTITY GENERATORS (LQGS): 683

2 QUANTITY OF RCRA HAZARDOUS WASTE GENERATED: 1,697,402 TONS

3 FIFTY LARGEST RCRA HAZARDOUS WASTE GENERATORS IN THE STATE, 1991

RANK	EPA ID	SITE NAME	CITY	TOTAL GENERATED (TONS)
1	TND003337292	OLIN CORPORATION - CHARLESTON PLANT	CHARLESTON	135,690
2	TND053983862	BALL ZINC PRODUCTS DIV-BALL CORP	GREENEVILLE	134,528
3	TND004038550	ICI AMERICAS, INC	MT PLEASANT	129,091
4	TND981747116	CAVALIER METAL CORPORATION	MC KENZIE	113,211
5	TND987767787	GLI, INC.	NEWPORT	108,412
6	TND982139115	UNISYS EARHART SITE, BRISTOL, TN	EAGAN	94,048
7	TND056856826	QUALITY & SERVICE ELECTROPLATING, INC.	GLEASON	78,260
8	TN0890090004	UNITED STATES DEPT OF ENERGY K 25 SITE	OAK RIDGE	60,442
9	TND980840524	GREAT LAKES CHEMICAL CORPORATION	NEWPORT	59,795
10	TND003376928	TENN EASTMAN CO, DIV OF EASTMAN KODAK	KINGSPORT	53,306
11	TND095050019	YALE SECURITY INC.	LENOIR CITY	51,273
12	TND007023658	BUCKMAN LABORATORIES INC	MEMPHIS	50,864
13	TND173440124	ROYAL INCORPORATED	CHATTANOOGA	42,204
14	TND067690040	REFINED METALS CORPORATION	MEMPHIS	39,788
15	TND058660390	ROHM AND HAAS TENNESSEE INCORPORATED	KNOXVILLE	32,271
16	TND003381894	RAYTHEON CO	BRISTOL	31,761
17	TND991279480	AMERICAN RESOURCE RECOVERY CORP	MEMPHIS	29,897
18	TND034818732	PAULO PRODUCTS COMPANY	MURFREESBORO	28,175
19	TND982092835	LECTRO CHEM METAL FINISHING COMPANY, INC	GREENEVILLE	26,464
20	TND101768182	CALSONIC MANUFACTURING CORP.	SHELBYVILLE	24,187
21	TND980709950	ROBERTSHAW TENNESSEE	CARTHAGE	23,661
22	TND071530620	SNAP-ON TOOLS CORPORATION	JOHNSON CITY	22,503
23	TND054879002	COLUMBUS MCKINNON CORPORATION	LEXINGTON	19,422
24	TND007030018	QUEBECOR PRINTING MEMPHIS INC.	MEMPHIS	18,925
25	TND003337839	BIT MANUFACTURING, INC	COPPER HILL	17,110
26	TND981920119	ALLWORTH, INC	MOUNT PLEASANT	16,888
27	TND047000898	WILLIAM L BONNELL CO., INC., THE	CARTHAGE	15,172
28	TND034575308	W R GRACE & CO DAVISON CHEMICAL DIVISION	CHATTANOOGA	14,863
29	TND081460651	JERSEY MINIERE ZINC,DIVISION OF UNION ZI	CLARKSVILLE	12,349
30	TN8640006682	TENNESSEE VALLEY AUTHORITY-KINGSTON FOSS	KINGSTON	11,368
31	TND980559702	QUEBECOR PRINTING DICKSON INC	DICKSON	9,755
32	TND991279563	BOEING DEFENSE & SACE GROUP - OAK RIDGE,	OAK RIDGE	9,261
33	TND003380656	EG&G INSTRUMENTS INC	OAK RIDGE	9,129
34	TND980515779	OSCO, INC	COLUMBIA	8,999
35	TND096070396	ROSS METALS	ROSSVILLE	8,799
36	TN3890090001	U.S. DOE Y-12 PLANT	OAK RIDGE	7,798
37	TND003376100	BASF CORPORATION FIBERS DIVISION	LOWLAND	7,281
38	TND000614321	TRICIL ENVIRONMENTAL MANAGEMENT INC	MILLINGTON	7,022
39	TND004036208	STATE INDUSTRIES INC	ASHLAND CITY	6,029
40	TND980845838	OUTBOARD MARINE CORP	LEXINGTON	5,757
41	TN0210020582	MILAN ARMY AMMUNITION PLANT	MILAN ARMY AMM. PLANT	5,506
42	TND000645770	G.S.X. SERVICES, INC.	SPRINGFIELD	5,470
43	TND042454587	TRI CITY PLATING CO., INC.	ELIZABETHTON	5,219
44	TN0640006680	TVA, JOHN SEVIER FOSSIL PLANT	KNOXVILLE	5,215
45	TND982126831	ADVANCED PLATING INC	NASHVILLE	4,803
46	TND051386506	TOUCHSTONE, INC.	JACKSON	4,619
47	TND982152324	BEKAERT DYERSBURG STEEL CORD COMPANY	INDUSTRIAL PARK	4,537
48	TND987783073	SOUTHERN PLATING INC.	INDUSTRIAL PARK	4,416
49	TND004048690	GENERAL SMELTING & REFINING, INC.	COLLEGE GROVE	4,345
50	TND003383551	ALUMINUM COMPANY OF AMERICA-SOUTH PLANT	ALCOA	4,010
TOTAL				1,623,899

NOTE: STATE MAY HAVE FEWER THAN FIFTY GENERATORS

TENNESSEE

1991 WASTE GENERATION, CONTINUED

4 QUANTITIES OF WASTE GENERATED IN 1991 THAT WERE

- REPORTED WITH ONLY CHARACTERISTIC WASTE CODES
- REPORTED WITH ONLY LISTED WASTE CODES
- REPORTED WITH BOTH CHARACTERISTIC AND LISTED WASTE CODES

WASTE HAS ONLY CHARACTERISTIC CODES	TONS OF WASTE GENERATED	WASTE HAS ONLY LISTED CODES	TONS OF WASTE GENERATED	WASTE HAS BOTH CHARACTERISTIC AND LISTED CODES	TONS OF WASTE GENERATED
ONLY IGNITABLE	70,205	ONLY AN F CODE	266,731		
ONLY CORROSIVE	446,743	ONLY A K CODE	12,935		
ONLY REACTIVE	4,330	ONLY A P CODE	7		
ONLY D004-17	585,247	ONLY A U CODE	94,270		
ONLY D018-D043	4,592				
HAS MORE THAN ONE CHARACTERISTIC CODE	174,458	HAS MORE THAN ONE LISTED CODE	36		
TOTAL	1,285,575	TOTAL	373,979	TOTAL CHAR. AND LISTED	37,848

5 QUANTITIES OF WASTE GENERATED IN 1991 THAT WERE MULTIPLY CODED

WASTE HAS ONLY CHARACTERISTIC CODES BUT MORE THAN ONE APPLIES	TONS OF WASTE GENERATED	ONLY LISTED CODES BUT HAS MORE THAN ONE	TONS OF WASTE GENERATED	BOTH CHAR. & LISTED CODES	TONS OF WASTE GENERATED
HAS IGNITABLE CODE	18,582			IGN. W/ AT LEAST 1 LSTD	18,133
HAS CORROSIVE CODE	167,884			CORR. W/ AT LEAST 1 LSTD	8,519
HAS REACTIVE CODE	3,527			REACT. W/ AT LEAST 1 LSTD	94
HAS D004-D017 CODE	54,936			D004-17 W/ AT LEAST 1 LSTD	20,594
HAS D018-D043 CODE	109,575			D018-43 W/ AT LEAST 1 LSTD	5,546
		HAS AN F CODE	25	F WASTE W/ AT LEAST 1 CHAR	32,015
		HAS A K CODE	0	K WASTE W/ AT LEAST 1 CHAR	8,758
		HAS A P CODE	11	P WASTE W/ AT LEAST 1 CHAR	425
		HAS A U CODE	36	U WASTE W/ AT LEAST 1 CHAR	697
TOTAL	174,458	TOTAL	36	TOTAL	37,848

NOTE: COLUMNS DO NOT SUM TO TOTAL BECAUSE A WASTE CODE MAY APPLY TO MORE THAN ONE WASTE.
MIXTURES WITH IGNITABLE, CORROSIVE, REACTIVE, D004-17, AND D018-43 CHARACTERISTIC CODES ALSO MAY CONTAIN OTHER CHARACTERISTIC WASTE CODES.
SIMILARLY, WASTES WITH F,K,P, AND U LISTED CODES MAY HAVE OTHER LISTED WASTE CODES

TENNESSEE

WASTE MANAGEMENT

6 NUMBER OF RCRA TSD FACILITIES: 100

7 QUANTITY OF RCRA HAZARDOUS WASTE MANAGED: 778,652 TONS

8 FIFTY LARGEST RCRA HAZARDOUS WASTE MANAGEMENT FACILITIES, 1991

RANK	EPAID	SITE NAME	CITY	TONS OF WASTE MANAGED
1	TND981747116	CAVALIER METAL CORPORATION	MC KENZIE	113,021
2	TND987767787	GLI, INC.	NEWPORT	100,307
3	TND982139115	UNISYS EARHART SITE, BRISTOL, TN	EAGAN	94,038
4	TN0890090004	UNITED STATES DEPT OF ENERGY K 25 SITE	OAK RIDGE	70,235
5	TND980840524	GREAT LAKES CHEMICAL CORPORATION	NEWPORT	59,047
6	TND003376928	TENN EASTMAN CO, DIV OF EASTMAN KODAK	KINGSPORT	43,026
7	TND173440124	ROYAL INCORPORATED	CHATTANOOGA	42,076
8	TND981922826	OSCO TREATMENT SYSTEMS	NASHVILLE	33,742
9	TND000772277	TRICIL ENVIRONMENTAL SERVICES INC	ANTIOCH	30,933
10	TND034575308	W R GRACE & CO DAVISON CHEMICAL DIVISION	CHATTANOOGA	26,686
11	TND982092835	LECTRO CHEM METAL FINISHING COMPANY, INC	GREENEVILLE	26,460
12	TND101768182	CALSONIC MANUFACTURING CORP.	SHELBYVILLE	23,954
13	TND980709950	ROBERTSHAW TENNESSEE	CARTHAGE	23,728
14	TND003337839	BIT MANUFACTURING, INC	COPPER HILL	17,089
15	TND047000898	WILLIAM L BONNELL CO., INC., THE	CARTHAGE	14,911
16	TN8640006682	TENNESSEE VALLEY AUTHORITY-KINGSTON FOSS	KINGSTON	11,365
17	TN3890090001	U.S. DOE Y-12 PLANT	OAK RIDGE	10,419
18	TND106203375	DIXIE CEMENT COMPANY INC	KNOXVILLE	8,118
19	TND004036208	STATE INDUSTRIES INC	ASHLAND CITY	6,029
20	TND982126831	ADVANCED PLATING INC	NASHVILLE	4,802
21	TND991279480	AMERICAN RESOURCE RECOVERY CORP	MEMPHIS	4,477
22	TND987783073	SOUTHERN PLATING INC.	INDUSTRIAL PARK	4,415
23	TND120603170	QO CHEMICALS INC	MEMPHIS	1,653
24	TND982132995	JARL EXTRUSIONS DIVISION OF ALCAN ALUMIN	ELIZABETHTON	1,200
25	TND980316301	U.S. PIPE & FOUNDRY CO.-VALVE & FITTING	CHATTANOOGA	1,159
26	TND007024672	E I DUPONT DE NEMOURS & CO INC	MEMPHIS	1,056
27	TN3640014699	TVA, BULL RUN FOSSIL PLANT	KNOXVILLE	961
28	TND003381225	HURD LOCK & MFG COMPANY	GREENEVILLE	665
29	TND045499035	AMANA REFRIGERATION, INC.	FAYETTEVILLE	566
30	TND034730267	VISKASE CORP (FORMERLY UNION CARBIDE COR	U.S. #11 NORTH	427
31	TND044204568	MARLOCK INC	MAYNARDVILLE	330
32	TND982109142	DIVERSIFIED SCIENTIFIC SERVICES INC	KINGSTON	308
33	TND981023674	TENNESSEE VALLEY PERFORMANCE PRODUCTS IN	DAYTON	235
34	TND047356605	MODINE MANUFACTURING CO. (KNOXVILLE)	KNOXVILLE	223
35	TND987779469	CHEMLAND, INCORPORATED	MEMPHIS	201
36	TND079023461	EAST TENNESSEE PLATING CO INC	CLEVELAND	170
37	TND004047163	SAMSONITE FURNITURE COMPANY	MURFREESBORO	162
38	TND078565249	GENERAL ELECTRIC CO	SELMER	98
39	TND053982807	AEROJET ORDNANCE TENNESSEE	JONESBORO	73
40	TN5210020140	101ST AIRBORNE DIVISION (AIR ASSAULT) &	BORDER	47
41	TND004934188	GILMAN COMPANY DIV. OF JONES BLAIR, THE	CHATTANOOGA	46
42	TND004039467	EMPIRE BEROL USA	SHELBYVILLE	33
43	TND051120269	TENNESSEE INVESTMENT CASTING CO	BRISTOL	25
44	TND000646646	PLUS MARK, INCORPORATED	AFTON	21
45	TND003095635	NUCLEAR FUEL SERVICES, INC	ERWIN	20
46	TND084950906	SPAULDING COMPOSITES CO INC FILAWOUND DI	SMYRNA	17
47	TND004036042	UNARCO MATERIAL HANDLING	SPRINGFIELD	15
48	TND003379112	OXFORD INSTRUMENTS INC ANALYTICAL SYSTEM	OAK RIDGE	11
49	TND982128027	ABC TECHNOLOGIES	GALLATIN	11
50	TND982165912	THIELE-ENGDAHL INC.	CLEVELAND	9
TOTAL				778,622

NOTE: STATE MAY HAVE FEWER THAN FIFTY FACILITIES THAT MANAGED WASTES.
WASTE ONLY MANAGED BY STORAGE IS NOT INCLUDED.

TENNESSEE

WASTE MANAGEMENT, CONTINUED

9 QUANTITY OF RCRA HAZARDOUS WASTE MANAGED BY MANAGEMENT METHOD, 1991

MANAGEMENT METHOD	SYSTEM TYPE CODE	QUANTITY MANAGED (TONS)	PERCENTAGE OF QUANTITY	NUMBER OF FACILITIES	PERCENTAGE OF FACILITIES
METALS RECOVERY (FOR REUSE)	M011-M019	1,574	0	15	16
SOLVENTS RECOVERY	M021-M029	2	0	2	2
OTHER RECOVERY	M031-M039	0	0	1	1
INCINERATION	M041-M049	39,007	5	6	7
FUEL BLENDING	M061-----	4,481	1	4	4
AQUEOUS INORGANIC TREATMENT	M071-M079	8,860	1	3	3
AQUEOUS ORGANIC AND INORGANIC TREATMENT	M091-M099	40,220	5	3	3
OTHER TREATMENT	M121-M129	346,420	44	28	30
OTHER DISPOSAL SPECIFIED IN COMMENTS	M137-DISP	338,088	43	30	33
TOTAL		778,652	100	63	100

10 MANAGEMENT METHOD, BY QUANTITY OF RCRA HAZARDOUS WASTE MANAGED, 1991

MANAGEMENT METHOD	SYSTEM TYPE CODE	QUANTITY MANAGED (TONS)	PERCENTAGE OF QUANTITY	NUMBER OF FACILITIES	PERCENTAGE OF FACILITIES
OTHER TREATMENT	M121-M129	346,420	44	28	30
OTHER DISPOSAL SPECIFIED IN COMMENTS	M137-DISP	338,088	43	30	33
AQUEOUS ORGANIC AND INORGANIC TREATMENT	M091-M099	40,220	5	3	3
INCINERATION	M041-M049	39,007	5	6	7
AQUEOUS INORGANIC TREATMENT	M071-M079	8,860	1	3	3
FUEL BLENDING	M061-----	4,481	1	4	4
METALS RECOVERY (FOR REUSE)	M011-M019	1,574	0	15	16
SOLVENTS RECOVERY	M021-M029	2	0	2	2
OTHER RECOVERY	M031-M039	0	0	1	1
TOTAL		778,652	100	63	100

11 MANAGEMENT METHOD AND QUANTITY OF RCRA HAZARDOUS WASTE MANAGED BY NUMBER OF FACILITIES, 1991

MANAGEMENT METHOD	SYSTEM TYPE CODE	QUANTITY MANAGED (TONS)	PERCENTAGE OF QUANTITY	NUMBER OF FACILITIES	PERCENTAGE OF FACILITIES
OTHER DISPOSAL SPECIFIED IN COMMENTS	M137-DISP	338,088	43	30	33
OTHER TREATMENT	M121-M129	346,420	44	28	30
METALS RECOVERY (FOR REUSE)	M011-M019	1,574	0	15	16
INCINERATION	M041-M049	39,007	5	6	7
FUEL BLENDING	M061-----	4,481	1	4	4
AQUEOUS INORGANIC TREATMENT	M071-M079	8,860	1	3	3
AQUEOUS ORGANIC AND INORGANIC TREATMENT	M091-M099	40,220	5	3	3
SOLVENTS RECOVERY	M021-M029	2	0	2	2
OTHER RECOVERY	M031-M039	0	0	1	1
TOTAL		778,652	100	63	100

NOTE: FACILITIES WITH ONLY STORAGE UNITS ARE EXCLUDED.
COLUMNS MAY NOT SUM DUE TO ROUNDING.
COLUMNS MAY NOT SUM TO TOTAL BECAUSE FACILITIES MAY HAVE MULTIPLE HANDLINGS METHODS.

TENNESSEE

1991 WASTE SHIPMENTS

12 NUMBER OF RCRA HAZARDOUS WASTE SHIPPERS: 493

13 QUANTITY OF RCRA HAZARDOUS WASTE SHIPPED: 162,709 TONS

14 FIFTY LARGEST RCRA HAZARDOUS WASTE SHIPPERS, 1991

RANK	EPA ID	SITE NAME	CITY	QUANTITY SHIPPED (TONS)
1	TND991279480	AMERICAN RESOURCE RECOVERY CORP	MEMPHIS	25,959
2	TND981920119	ALLWORTH, INC	MOUNT PLEASANT	14,494
3	TND987767787	GLI, INC.	NEWPORT	7,247
4	TND003376928	TENN EASTMAN CO, DIV OF EASTMAN KODAK	KINGSPORT	6,794
5	TND000614321	TRICIL ENVIRONMENTAL MANAGEMENT INC	MILLINGTON	6,416
6	TND041150533	FLORIDA STEEL CORP., KNOXVILLE STEEL MIL	KNOXVILLE	6,177
7	TND003374790	BRISTOL METALS, INC	BRISTOL	5,581
8	TND000645770	G.S.X. SERVICES, INC.	SPRINGFIELD	5,470
9	TND004048690	GENERAL SMELTING & REFINING, INC.	COLLEGE GROVE	4,926
10	TND004042057	TEXTRON AEROSTRUCTURES	NASHVILLE	4,424
11	TND003383551	ALUMINUM COMPANY OF AMERICA-SOUTH PLANT	ALCOA	4,269
12	TND045499035	AMANA REFRIGERATION, INC.	FAYETTEVILLE	3,860
13	TND981468648	SATURN CORPORATION	SPRING HILL	3,304
14	TND980847024	BRYSON RECOVERY SERVICES	MEMPHIS	3,293
15	TND034575308	W R GRACE & CO DAVISON CHEMICAL DIVISION	CHATTANOOGA	2,854
16	TND981023674	TENNESSEE VALLEY PERFORMANCE PRODUCTS IN	DAYTON	2,196
17	TND003329083	BROWN GALVANIZING CORPORATION	CHATTANOOGA	1,875
18	TND066723263	DAVIS PIPE AND METAL FABRICATORS INC	BLOUNTVILLE	1,806
19	TND003391455	TENNESSEE VALLEY STEEL CORPORATION	HARRIMAN	1,739
20	TND980840524	GREAT LAKES CHEMICAL CORPORATION	NEWPORT	1,604
21	TND044264554	PARAMOUNT PACKAGING CORPORATION	MURFREESBORO	1,565
22	TND000616631	CONOCO INC-KNOXVILLE TERMINAL	KNOXVILLE	1,398
23	TN2170022600	NAVAL AIR STATION MEMPHIS	MEMPHIS	1,348
24	TND054481205	NISSAN MOTOR MANUFACTURING CORPORATION,	SMYRNA	1,267
25	TND069080513	UNIVERSAL FASTENERS	CENTERVILLE	1,267
26	TND008041717	BOYLES GALVANIZING CO	NASHVILLE	1,206
27	TND175237536	CALSONIC YOROZU CORPORATION	MORRISON	1,190
28	TND034871350	GABRIEL RIDE CONTROL-DIVISION OF ARVIN I	PULASKI	1,160
29	TND981474125	SAFETY-KLEEN CORP. 3-109-01	NASHVILLE	1,148
30	TND982133647	DOVER PRODUCTS	DOVER	1,119
31	TND007026958	MAPCO PETROLEUM INC	MEMPHIS	1,068
32	TND075376202	BATESVILLE CASKET COMPANY	MANCHESTER	1,026
33	TND001004951	HOLLISTON MILLS, INC	KINGSPORT	877
34	TND981027410	SAFETY KLEEN CORP 6-051-01	DYERSBURG	805
35	TND982081861	DMS REFINING INC	DANDRIDGE	684
36	TND003379302	AVERY DENNISON IPC	ROGERSVILLE	598
37	TND004044780	MURRAY OHIO MANUFACTURING CO.	LAWRENCEBURG	584
38	TND053983912	UNIVERSAL BEDROOM FURNITURE, LTD.-PLANT	MORRISTOWN	576
39	TND980600480	HOLLEY REPLACEMENT PARTS DIVISION OF COL	SPRINGFIELD	571
40	TND004035739	BETTER-BILT ALUMINUM PRODUCTS CO., INC.	SMYRNA	566
41	TND007024664	VELSICOL CHEMICAL	MEMPHIS	563
42	TND101768182	CALSONIC MANUFACTURING CORP.	SHELBYVILLE	542
43	TND005071642	SCHERING-PLOUGH HEALTH CARE PRODUCTS	MEMPHIS	535
44	TND982152324	BEKAERT DYERSBURG STEEL CORD COMPANY	INDUSTRIAL PARK	528
45	TND980559702	QUEBECOR PRINTING DICKSON INC	DICKSON	527
46	TN4210020570	DEFENSE DEPOT MEMPHIS TENNESSEE	MEMPHIS	518
47	TND030686430	WESTVACO-VIRGINIA FOLDING BOX DIVISION	CLEVELAND	502
48	TND987776239	PHILIPS CONSUMER ELECTRONICS COMPANY	GREENEVILLE	501
49	TND048120083	PETERBILT MOTORS CO	MADISON	470
50	TND982125460	POWER SOURCE, INC.	OOLTEWAH	441
TOTAL				139,437

NOTES: COLUMNS MAY NOT SUM DUE TO ROUNDING.
STATE MAY HAVE FEWER THAN FIFTY SHIPPERS.

TENNESSEE

1991 WASTE RECEIPTS

15 NUMBER OF RCRA HAZARDOUS WASTE RECEIVERS: 10

16 QUANTITY OF RCRA HAZARDOUS WASTE RECEIVED: 75,762 TONS

17 FIFTY LARGEST RCRA HAZARDOUS WASTE RECEIVERS, 1991

RANK	EPA ID	SITE NAME	CITY	QUANTITY RECEIVED (TONS)
1	TND981922826	OSCO TREATMENT SYSTEMS	NASHVILLE	33,217
2	TND000772277	TRICIL ENVIRONMENTAL SERVICES INC	ANTIOCH	30,933
3	TND106203375	DIXIE CEMENT COMPANY INC	KNOXVILLE	8,091
4	TND034575308	W R GRACE & CO DAVISON CHEMICAL DIVISION	CHATTANOOGA	2,626
5	TN0890090004	UNITED STATES DEPT OF ENERGY K 25 SITE	OAK RIDGE	562
6	TND982109142	DIVERSIFIED SCIENTIFIC SERVICES INC	KINGSTON	308
7	TN5210020140	101ST AIRBORNE DIVISION (AIR ASSAULT) &	BORDER	12
8	TND003095635	NUCLEAR FUEL SERVICES, INC	ERWIN	10
9	TN3890090001	U.S. DOE Y-12 PLANT	OAK RIDGE	2
10	TND003376928	TENN EASTMAN CO, DIV OF EASTMAN KODAK	KINGSPORT	0
TOTAL				75,762

NOTES: COLUMNS MAY NOT SUM DUE TO ROUNDING.
STATE MAY HAVE FEWER THAN FIFTY FACILITIES THAT RECEIVED WASTE.

TENNESSEE

1991 WASTE RECEIPTS, CONTINUED

18 QUANTITY OF RCRA HAZARDOUS WASTE MANAGED, BY MANAGEMENT METHOD, LIMITED TO WASTE RECEIVED FROM OFF SITE, 1991

MANAGEMENT METHOD	SYSTEM TYPE CODE	QUANTITY MANAGED (TONS)	PERCENTAGE OF QUANTITY	NUMBER OF FACILITIES	PERCENTAGE OF FACILITIES
INCINERATION	M041-M049	8,091	11	1	8
AQUEOUS INORGANIC TREATMENT	M071-M079	8,590	11	2	17
AQUEOUS ORGANIC AND INORGANIC TREATMENT	M091-M099	30,933	41	1	8
OTHER DISPOSAL SPECIFIED IN COMMENTS	M137-DISP	28,148	37	8	67
TOTAL		75,762	100	10	100

19 MANAGEMENT METHOD, BY QUANTITY OF RCRA HAZARDOUS WASTE MANAGED, LIMITED TO WASTE RECEIVED FROM OFF SITE, 1991

MANAGEMENT METHOD	SYSTEM TYPE CODE	QUANTITY MANAGED (TONS)	PERCENTAGE OF QUANTITY	NUMBER OF FACILITIES	PERCENTAGE OF FACILITIES
AQUEOUS ORGANIC AND INORGANIC TREATMENT	M091-M099	30,933	41	1	8
OTHER DISPOSAL SPECIFIED IN COMMENTS	M137-DISP	28,148	37	8	67
AQUEOUS INORGANIC TREATMENT	M071-M079	8,590	11	2	17
INCINERATION	M041-M049	8,091	11	1	8
TOTAL		75,762	100	10	100

20 MANAGEMENT METHOD AND QUANTITY OF RCRA HAZARDOUS WASTE MANAGED, BY NUMBER OF FACILITIES, LIMITED TO WASTE RECEIVED FROM OFF SITE, 1991

MANAGEMENT METHOD	SYSTEM TYPE CODE	QUANTITY MANAGED (TONS)	PERCENTAGE OF QUANTITY	NUMBER OF FACILITIES	PERCENTAGE OF FACILITIES
OTHER DISPOSAL SPECIFIED IN COMMENTS	M137-DISP	28,148	37	8	67
AQUEOUS INORGANIC TREATMENT	M071-M079	8,590	11	2	17
INCINERATION	M041-M049	8,091	11	1	8
AQUEOUS ORGANIC AND INORGANIC TREATMENT	M091-M099	30,933	41	1	8
TOTAL		75,762	100	10	100

NOTE: FACILITIES WITH ONLY STORAGE UNITS ARE EXCLUDED
COLUMNS MAY NOT SUM DUE TO ROUNDING.
COLUMNS MAY NOT SUM TO TOTAL BECAUSE FACILITIES MAY HAVE MULTIPLE HANDLINGS METHODS.

TENNESSEE

1991 IMPORTS AND EXPORTS

21 QUANTITY OF RCRA HAZARDOUS WASTE IMPORTED: 51,654 TONS

22 QUANTITY OF RCRA HAZARDOUS WASTE EXPORTED: 4,585,723 TONS

23 QUANTITY AND PERCENTAGE OF RCRA HAZARDOUS WASTEWATER AND NON-WASTEWATER MANAGEMENT IN 1991

MANAGEMENT TYPE	TONS	PERCENTAGE
WASTEWATER	395,500	51
NON-WASTEWATER	383,152	49
TOTAL	778,652	100

TEXAS

1991 WASTE GENERATION

1 NUMBER OF RCRA LARGE QUANTITY GENERATORS (LQGS): 1394

2 QUANTITY OF RCRA HAZARDOUS WASTE GENERATED: 104,079,270 TONS

3 FIFTY LARGEST RCRA HAZARDOUS WASTE GENERATORS IN THE STATE, 1991

RANK	EPA ID	SITE NAME	CITY	TOTAL GENERATED (TONS)
1	TXD008080533	AMOCO OIL COMPANY REFINERY	TEXAS CITY	29,482,014
2	TXD067285973	SHELL OIL COMPANY	DEER PARK	10,647,199
3	TXD050309012	AMOCO CHEMICAL COMPANY - CHOCOLATE BAYOU	ALVIN	8,251,999
4	TXD048210645	PHILLIPS PETROLEUM SWEENY COMPLEX	OLD OCEAN	7,514,714
5	TXD007330202	TEXAS EASTMAN DIVISION, EASTMAN CHEMICAL	LONGVIEW	5,440,170
6	TXD008123317	DUPONT DE NEMOURS & CO.	VICTORIA	4,049,395
7	TXD000449694	MOBIL CHEMICAL CO O/A PLANT	BEAUMONT	3,423,048
8	TXD008092793	DOW CHEMICAL U.S.A.	FREEPORT	3,237,970
9	TXD051161990	CHAMPLIN REFINING AND CHEMICALS, INC.	CORPUS CHRISTI	3,162,733
10	TXD058275769	LYONDELL PETROCHEMICAL COMPANY	CHENNELVIEW	2,903,788
11	TXD065096273	ROHM AND HAAS TEXAS, INC.	DEER PARK	2,513,688
12	TXD001700806	MONSANTO COMPANY	ALVIN	2,362,769
13	TXD008079527	STERLING CHEMICALS, INC.	TEXAS CITY	1,920,754
14	TXD083472266	ARCO CHEMICAL COMPANY/CHANNELVIEW	CHANNELVIEW	1,827,968
15	TXD000836486	ISK BIOTECH CORP./GREENS BAYOU PLANT	HOUSTON	1,577,457
16	TXD059685339	MCKEE PLANTS/DIAMOND SHAMROCK	SUNRAY	1,538,094
17	TX6170022770	LTV AEROSPACE & DEFENSE CO.	DALLAS	1,258,442
18	TXD980626014	REXENE PRODUCTS COMPANY	ODESSA	1,223,866
19	TXD008079642	DU PONT SABINE RIVER WORKS	ORANGE	1,218,643
20	TXD008081101	E.I. DU PONT DE NEMOURS & CO., INC.	NEDERLAND	1,195,572
21	TXD005942438	AMOCO CHEMICAL COMPANY - PLANT B SITE	TEXAS CITY	1,161,507
22	TXD041515420	SEADRIFT/UNION CARBIDE CHEM & PLASTICS	N. SEADRIFT	844,248
23	TXD000751172	B.P. CHEMICALS AMERICA, INC.	GREEN LAKE	741,771
24	TXD047830443	SGS-THOMSON MICROELECTRONICS	CARROLLTON	622,176
25	TXD990709966	THREE RIVERS REFINERY	THREE RIVERS	616,671
26	TXT490011293	FORMOSA PLASTICS CORPORATION	POINT COMFORT	471,893
27	TXD078432457	HOECHST CELANESE CHEMICAL GROUP - CL	PASADENA	432,658
28	TXD044452324	INTERNATIONAL SPECIALTY PRODUCTS	TEXAS CITY	370,823
29	TXD026040709	HOECHST CELANESE CHEMICAL GROUP, INC.	BAY CITY	253,254
30	TXD026481523	GATX TERMINALS COROPORATION	GALENA PARK	230,531
31	TXD056263528	OCCIDENTAL CHEMICAL CORPORATION	DEER PARK	222,471
32	TXD066349770	TYLER PIPE INDUSTRIES, INC.	SWAN	199,779
33	TXD990797714	BEAUMONT REFINERY/ MOBIL OILCORP.	BEAUMONT	185,020
34	TXD008081697	BASF CORPORATION	FREEPORT	180,115
35	TXD102684370	BAYTANK (HOUSTON) INC.	SEABROOK	149,999
36	TXD000838896	CHEMICAL WASTE MANAGEMENT, INC.	PORT ARTHUR	117,851
37	TXD096397211	ADVANCED MICRO DEVICES, INC.	AUSTIN	116,800
38	TXD982284382	VLSI TECHNOLOGY, INC.	SAN ANTONIO	107,802
39	TXD073912974	INTERCONTINENTAL TERMINALS	DEER PARK	106,482
40	TXD982286932	OCCIDENTAL CHEMICAL CORPORATION	GREGORY	102,351
41	TXD097673149	EMPAK, INC.	DEER PARK	90,491
42	TXD008097487	OLIN CORPORATION - BEAUMONT PLANT	BEAUMONT	89,781
43	TXD082688979	LYONDELL PETROCHEMICAL CO.	HOUSTON	86,146
44	TXD000742304	GIBRALTAR CHEMICAL RESOURCES	WINONA	83,206
45	TXD098818339	AMERICAN CHROME & CHEMICALS, INC.	CORPUS CHRISTI	82,052
46	TXD008113441	CELANESE ENGINEERING RESINS, INC.	BISHOP	75,942
47	TXD055141378	ROLLINS ENVIRONMENTAL SERVICES INC.	DEER PARK	73,674
48	TXD007365984	E-SYSTEMS, INC.	GREENVILLE	68,891
49	TXD058265067	ARCO CHEMICAL COMPANY - BAYPORT	PASADENA	65,821
50	TXD049213127	WITCO CORPORATION	MARSHALL	60,353
TOTAL				102,760,844

NOTE: STATE MAY HAVE FEWER THAN FIFTY GENERATORS

TEXAS

1991 WASTE GENERATION, CONTINUED

4 QUANTITIES OF WASTE GENERATED IN 1991 THAT WERE

- REPORTED WITH ONLY CHARACTERISTIC WASTE CODES
- REPORTED WITH ONLY LISTED WASTE CODES
- REPORTED WITH BOTH CHARACTERISTIC AND LISTED WASTE CODES

WASTE HAS ONLY CHARACTERISTIC CODES	TONS OF WASTE GENERATED	WASTE HAS ONLY LISTED CODES	TONS OF WASTE GENERATED	WASTE HAS BOTH CHARACTERISTIC AND LISTED CODES	TONS OF WASTE GENERATED
ONLY IGNITABLE	234,572	ONLY AN F CODE	236,476		
ONLY CORROSIVE	4,623,995	ONLY A K CODE	659,451		
ONLY REACTIVE	3,335,351	ONLY A P CODE	1,229		
ONLY D004-17	1,008,612	ONLY A U CODE	239,631		
ONLY D018-D043	66,600,205				
HAS MORE THAN ONE CHARACTERISTIC CODE	13,465,673	HAS MORE THAN ONE LISTED CODE	2,172,967		
TOTAL	89,268,407	TOTAL	3,309,754	TOTAL CHAR. AND LISTED	11,501,108

5 QUANTITIES OF WASTE GENERATED IN 1991 THAT WERE MULTIPLY CODED

WASTE HAS ONLY CHARACTERISTIC CODES BUT MORE THAN ONE APPLIES	TONS OF WASTE GENERATED	ONLY LISTED CODES BUT HAS MORE THAN ONE	TONS OF WASTE GENERATED	BOTH CHAR. & LISTED CODES	TONS OF WASTE GENERATED
HAS IGNITABLE CODE	3,702,871			IGN. W/ AT LEAST 1 LSTD	5,743,153
HAS CORROSIVE CODE	13,390,862			CORR. W/ AT LEAST 1 LSTD	9,164,954
HAS REACTIVE CODE	5,093,722			REACT. W/ AT LEAST 1 LSTD	1,679,709
HAS D004-D017 CODE	1,548,906			D004-17 W/ AT LEAST 1 LSTD	4,041,618
HAS D018-D043 CODE	10,382,776			D018-43 W/ AT LEAST 1 LSTD	963,251
		HAS AN F CODE	223,892	F WASTE W/ AT LEAST 1 CHAR	6,948,629
		HAS A K CODE	2,105,462	K WASTE W/ AT LEAST 1 CHAR	9,373,920
		HAS A P CODE	1,949,089	P WASTE W/ AT LEAST 1 CHAR	2,286,808
		HAS A U CODE	863,707	U WASTE W/ AT LEAST 1 CHAR	7,868,442
TOTAL	13,465,673	TOTAL	2,172,967	TOTAL	11,501,108

NOTE: COLUMNS DO NOT SUM TO TOTAL BECAUSE A WASTE CODE MAY APPLY TO MORE THAN ONE WASTE.
MIXTURES WITH IGNITABLE, CORROSIVE, REACTIVE, D004-17, AND D018-43 CHARACTERISTIC CODES ALSO MAY CONTAIN OTHER CHARACTERISTIC WASTE CODES.
SIMILARLY, WASTES WITH F,K,P, AND U LISTED CODES MAY HAVE OTHER LISTED WASTE CODES

TEXAS

WASTE MANAGEMENT

6 NUMBER OF RCRA TSD FACILITIES: 206

7 QUANTITY OF RCRA HAZARDOUS WASTE MANAGED: 103,946,014 TONS

8 FIFTY LARGEST RCRA HAZARDOUS WASTE MANAGEMENT FACILITIES, 1991

RANK	EPAID	SITE NAME	CITY	TONS OF WASTE MANAGED
1	TXD008080533	AMOCO OIL COMPANY REFINERY	TEXAS CITY	28,677,233
2	TXD067285973	SHELL OIL COMPANY	DEER PARK	10,603,805
3	TXD050309012	AMOCO CHEMICAL COMPANY - CHOCOLATE BAYOU	ALVIN	8,243,359
4	TXD048210645	PHILLIPS PETROLEUM SWEENY COMPLEX	OLD OCEAN	7,653,408
5	TXD007330202	TEXAS EASTMAN DIVISION, EASTMAN CHEMICAL	LONGVIEW	5,439,874
6	TXD000836486	ISK BIOTECH CORP./GREENS BAYOU PLANT	HOUSTON	5,265,451
7	TXD008123317	DUPONT DE NEMOURS & CO.	VICTORIA	4,052,584
8	TXD008092793	DOW CHEMICAL U.S.A.	FREEPORT	3,232,841
9	TXD051161990	CHAMPLIN REFINING AND CHEMICALS, INC.	CORPUS CHRISTI	3,151,965
10	TXD008079527	STERLING CHEMICALS, INC.	TEXAS CITY	3,110,763
11	TXD066349770	TYLER PIPE INDUSTRIES, INC.	SWAN	2,927,104
12	TXD058275769	LYONDELL PETROCHEMICAL COMPANY	CHENNELVIEW	2,897,018
13	TXD065096273	ROHM AND HAAS TEXAS, INC.	DEER PARK	2,508,332
14	TXD001700806	MONSANTO COMPANY	ALVIN	2,358,379
15	TXD083472266	ARCO CHEMICAL COMPANY/CHANNELVIEW	CHANNELVIEW	1,957,889
16	TXD059685339	MCKEE PLANTS/DIAMOND SHAMROCK	SUNRAY	1,536,794
17	TX6170022770	LTV AEROSPACE & DEFENSE CO.	DALLAS	1,258,518
18	TXD980626014	REXENE PRODUCTS COMPANY	ODESSA	1,220,021
19	TXD008079642	DU PONT SABINE RIVER WORKS	ORANGE	1,219,373
20	TXD008081101	E.I. DU PONT DE NEMOURS & CO., INC.	NEDERLAND	1,192,495
21	TXD041515420	SEADRIFT/UNION CARBIDE CHEM & PLASTICS	N. SEADRIFT	843,505
22	TXD000751172	B.P. CHEMICALS AMERICA, INC.	GREEN LAKE	744,036
23	TXD990709966	THREE RIVERS REFINERY	THREE RIVERS	616,176
24	TXT490011293	FORMOSA PLASTICS CORPORATION	POINT COMFORT	454,739
25	TXD078432457	HOECHST CELANESE CHEMICAL GROUP - CL	PASADENA	433,653
26	TXD026040709	HOECHST CELANESE CHEMICAL GROUP, INC.	BAY CITY	253,175
27	TXD026481523	GATX TERMINALS COROPORATION	GALENA PARK	226,644
28	TXD044452324	INTERNATIONAL SPECIALTY PRODUCTS	TEXAS CITY	224,401
29	TXD008081697	BASF CORPORATION	FREEPORT	179,161
30	TXD990797714	BEAUMONT REFINERY/ MOBIL OILCORP.	BEAUMONT	165,509
31	TXD000838896	CHEMICAL WASTE MANAGEMENT, INC.	PORT ARTHUR	114,695
32	TXD055141378	ROLLINS ENVIRONMENTAL SERVICES INC.	DEER PARK	106,485
33	TXD097673149	EMPAK, INC.	DEER PARK	99,303
34	TXD008113441	CELANESE ENGINEERING RESINS, INC.	BISHOP	96,159
35	TXD982286932	OCCIDENTAL CHEMICAL CORPORATION	GREGORY	95,101
36	TXD008097487	OLIN CORPORATION - BEAUMONT PLANT	BEAUMONT	89,713
37	TXD082688979	LYONDELL PETROCHEMICAL CO.	HOUSTON	85,427
38	TXD000742304	GIBRALTAR CHEMICAL RESOURCES	WINONA	71,801
39	TXD007365984	E-SYSTEMS, INC.	GREENVILLE	68,634
40	TXD049213127	WITCO CORPORATION	MARSHALL	60,302
41	TXD008079212	DU PONT DE NEMOURS & CO., E.I.	LAPORTE	56,663
42	TXD007376700	HOECHST CELANESE CHEMICAL GROUP, INC.	PAMPA	53,805
43	TXD077603371	SAFETY KLEEN CORP.	DENTON	30,682
44	TXD980626774	PHILLIPS 66 COMPANY - BORGER REFINERY	BORGER	27,775
45	TXD000747345	ROHM AND HAAS BAYPORT, INC.	LA PORTE	24,000
46	TXD981911209	OCCIDENTAL CHEMICAL CORPORATION	DEER PARK	23,098
47	TXD008132268	COASTAL REFINING & MARKETING, INC.	CORPUS CHRISTI	19,996
48	TX2571724333	KELLY AIR FORCE BASE	SAN ANTONIO	18,666
49	TXD000461533	UNION CARBIDE CHEMICAL - TEXAS CITY	TEXAS CITY	17,815
50	TX6213820529	LONGHORN ARMY AMMUNITION PLANT	KARNACK	12,630
TOTAL				103,820,956

NOTE: STATE MAY HAVE FEWER THAN FIFTY FACILITIES THAT MANAGED WASTES.
WASTE ONLY MANAGED BY STORAGE IS NOT INCLUDED.

TEXAS

WASTE MANAGEMENT, CONTINUED

9 QUANTITY OF RCRA HAZARDOUS WASTE MANAGED BY MANAGEMENT METHOD, 1991

MANAGEMENT METHOD	SYSTEM TYPE CODE	QUANTITY MANAGED (TONS)	PERCENTAGE OF QUANTITY	NUMBER OF FACILITIES	PERCENTAGE OF FACILITIES
METALS RECOVERY (FOR REUSE)	M011-M019	6,195	0	3	1
SOLVENTS RECOVERY	M021-M029	3,099,185	3	17	8
INCINERATION	M041-M049	616,502	1	28	13
ENERGY RECOVERY (REUSE AS FUEL)	M051-M059	553,716	1	33	15
FUEL BLENDING	M061-----	17,340	0	10	5
AQUEOUS INORGANIC TREATMENT	M071-M079	1,280,628	1	11	5
AQUEOUS ORGANIC TREATMENT	M081-M089	67,982,245	65	31	14
OTHER TREATMENT	M121-M129	13,543,263	13	36	17
LAND TREATMENT / APPLICATION / FARMING	M131-DISP	5,050	0	7	3
LANDFILL	M132-DISP	96,414	0	12	6
SURFACE IMPOUNDMENT	M133-DISP	163,378	0	2	1
DEEPWELL / UNDERGROUND INJECTION	M134-DISP	15,990,910	15	23	11
OTHER DISPOSAL SPECIFIED IN COMMENTS	M137-DISP	591,188	1	5	2
TOTAL		103,946,014	100	110	100

10 MANAGEMENT METHOD, BY QUANTITY OF RCRA HAZARDOUS WASTE MANAGED, 1991

MANAGEMENT METHOD	SYSTEM TYPE CODE	QUANTITY MANAGED (TONS)	PERCENTAGE OF QUANTITY	NUMBER OF FACILITIES	PERCENTAGE OF FACILITIES
AQUEOUS ORGANIC TREATMENT	M081-M089	67,982,245	65	31	14
DEEPWELL / UNDERGROUND INJECTION	M134-DISP	15,990,910	15	23	11
OTHER TREATMENT	M121-M129	13,543,263	13	36	17
SOLVENTS RECOVERY	M021-M029	3,099,185	3	17	8
AQUEOUS INORGANIC TREATMENT	M071-M079	1,280,628	1	11	5
INCINERATION	M041-M049	616,502	1	28	13
OTHER DISPOSAL SPECIFIED IN COMMENTS	M137-DISP	591,188	1	5	2
ENERGY RECOVERY (REUSE AS FUEL)	M051-M059	553,716	1	33	15
SURFACE IMPOUNDMENT	M133-DISP	163,378	0	2	1
LANDFILL	M132-DISP	96,414	0	12	6
FUEL BLENDING	M061-----	17,340	0	10	5
METALS RECOVERY (FOR REUSE)	M011-M019	6,195	0	3	1
LAND TREATMENT / APPLICATION / FARMING	M131-DISP	5,050	0	7	3
TOTAL		103,946,014	100	110	100

11 MANAGEMENT METHOD AND QUANTITY OF RCRA HAZARDOUS WASTE MANAGED BY NUMBER OF FACILITIES, 1991

MANAGEMENT METHOD	SYSTEM TYPE CODE	QUANTITY MANAGED (TONS)	PERCENTAGE OF QUANTITY	NUMBER OF FACILITIES	PERCENTAGE OF FACILITIES
OTHER TREATMENT	M121-M129	13,543,263	13	36	17
ENERGY RECOVERY (REUSE AS FUEL)	M051-M059	553,716	1	33	15
AQUEOUS ORGANIC TREATMENT	M081-M089	67,982,245	65	31	14
INCINERATION	M041-M049	616,502	1	28	13
DEEPWELL / UNDERGROUND INJECTION	M134-DISP	15,990,910	15	23	11
SOLVENTS RECOVERY	M021-M029	3,099,185	3	17	8
LANDFILL	M132-DISP	96,414	0	12	6
AQUEOUS INORGANIC TREATMENT	M071-M079	1,280,628	1	11	5
FUEL BLENDING	M061-----	17,340	0	10	5
LAND TREATMENT / APPLICATION / FARMING	M131-DISP	5,050	0	7	3
OTHER DISPOSAL SPECIFIED IN COMMENTS	M137-DISP	591,188	1	5	2
METALS RECOVERY (FOR REUSE)	M011-M019	6,195	0	3	1
SURFACE IMPOUNDMENT	M133-DISP	163,378	0	2	1
TOTAL		103,946,014	100	110	100

NOTE: FACILITIES WITH ONLY STORAGE UNITS ARE EXCLUDED.
COLUMNS MAY NOT SUM DUE TO ROUNDING.
COLUMNS MAY NOT SUM TO TOTAL BECAUSE FACILITIES MAY HAVE MULTIPLE HANDLINGS METHODS.

TEXAS

1991 WASTE SHIPMENTS

12 NUMBER OF RCRA HAZARDOUS WASTE SHIPPERS: 1120

13 QUANTITY OF RCRA HAZARDOUS WASTE SHIPPED: 2,209,321 TONS

14 FIFTY LARGEST RCRA HAZARDOUS WASTE SHIPPERS, 1991

RANK	EPA ID	SITE NAME	CITY	QUANTITY SHIPPED (TONS)
1	TXD005942438	AMOCO CHEMICAL COMPANY - PLANT B SITE	TEXAS CITY	1,161,507
2	TXD073912974	INTERCONTINENTAL TERMINALS	DEER PARK	106,482
3	TXD058265067	ARCO CHEMICAL COMPANY - BAYPORT	PASADENA	65,744
4	TXD000742304	GIBRALTAR CHEMICAL RESOURCES	WINONA	58,013
5	TXD008080533	AMOCO OIL COMPANY REFINERY	TEXAS CITY	32,577
6	TXD066362559	CHAPARREL STEEL COMPANY	MIDLOTHIAN	28,470
7	TXD083472266	ARCO CHEMICAL COMPANY/CHANNELVIEW	CHANNELVIEW	22,594
8	TXD058275769	LYONDELL PETROCHEMICAL COMPANY	CHENNELVIEW	20,657
9	TXD000764498	BELL HELICOPTER TEXTRON, INC.	GRAND PRAIRIE	18,503
10	TXD003913381	CHEVRON CHEMICAL COMPANY, CEDAR BAYOU PL	BAYTOWN	18,198
11	TXD000836486	ISK BIOTECH CORP./GREENS BAYOU PLANT	HOUSTON	17,371
12	TXD981917024	OCCIDENTAL CHEMICAL CORPORATION	VICTORIA	16,285
13	TXD008091712	ALUMINUM COMPANY OF AMERICA, ROCKDALE	ROCKDALE	16,124
14	TXD008119414	STRUCTURAL METALS, INC.	SEGUIN	13,664
15	TXD077603371	SAFETY KLEEN CORP.	DENTON	13,529
16	TXD067285973	SHELL OIL COMPANY	DEER PARK	13,279
17	TXT490011293	FORMOSA PLASTICS CORPORATION	POINT COMFORT	13,101
18	TXD008085185	ELF ATOCHEM NORTH AMERICA, INC.	BRYAN	12,368
19	TXD990797714	BEAUMONT REFINERY/ MOBIL OILCORP.	BEAUMONT	11,768
20	TXD980624035	HEAT ENERGY ADVANCED TECHNOLOGY, INC.	DALLAS	11,742
21	TXD000838896	CHEMICAL WASTE MANAGEMENT, INC.	PORT ARTHUR	11,597
22	TXD058260977	MILES, INC.	BAYTOWN	11,108
23	TXD051161990	CHAMPLIN REFINING AND CHEMICALS, INC.	CORPUS CHRISTI	10,769
24	TXD990796351	NORTH STAR STEEL TEXAS	ROSE CITY	10,709
25	TXD987985900	JAVELINA COMPANY	CORPUS CHRISTI	10,630
26	TXD008090409	CHEVRON U.S.A., INC.	PORT ARTHUR	10,185
27	TXD046844700	CHEMICAL RECLAMATION SERVICES, INC.	AVALON	9,702
28	TXD000821306	MARTIN LAKE STEAM ELECTRIC STATION TU	TATUM	9,469
29	TXD007397144	EL PASO WORKS	EL PASO	9,213
30	TXD050309012	AMOCO CHEMICAL COMPANY - CHOCOLATE BAYOU	ALVIN	8,639
31	TXT490013455	ENTERPRISE PRODUCTS COMPANY	MT BELVIEU	8,571
32	TXD052649027	HYDROCARBON RECYCLERS, INC.	SAN ANTONIO	8,535
33	TXD000719518	DISPOSAL SYSTEMS	DEER PARK	7,311
34	TXD000804302	SEA LION CHEMICAL	TEXAS CITY	7,248
35	TXD097673149	EMPAK, INC.	DEER PARK	7,090
36	TXD982286932	OCCIDENTAL CHEMICAL CORPORATION	GREGORY	6,694
37	TXD000835249	GULF COAST WASTE DISPOSAL AUTHORITY	TEXAS CITY	6,548
38	TXD008079501	TEXAS REFINING DIV/MARATHON OIL COMPANY	TEXAS CITY	6,302
39	TXD980809909	BAYTOWN/EXXON CHEMICAL	BAYTOWN	5,880
40	TXD069452340	TEXAS ECOLOGISTS INC	ROBSTOWN	5,800
41	TXD096037932	HALTERMANN, LTD.	HOUSTON	5,706
42	TXD008096158	ETHYL CORPORATION - HOUSTON PLANT	PASADENA	5,671
43	TXD071378582	NUCOR STEEL, TEXAS DIVISION	JEWETT	5,504
44	TXD982290140	LAIDLAW ENVIRONMENTAL SERVICES	LAPORTE	5,488
45	TXD065096273	ROHM AND HAAS TEXAS, INC.	DEER PARK	4,984
46	TXD981513963	AUSIMONT USA, INC.	ORANGE	4,753
47	TXD007323397	LONE STAR STEEL COMPANY	LONE STAR	4,696
48	TXD980808778	ARISTECH CHEMICALS CORPORATION	PASADENA	4,671
49	TXD026896290	SHELL OIL COMPANY - ODESSA REFINERY	ODESA	4,646
50	TXD096035274	MOBIL CHEMICAL COMPANY	HOUSTON	4,534
TOTAL				1,894,628

NOTES: COLUMNS MAY NOT SUM DUE TO ROUNDING.
STATE MAY HAVE FEWER THAN FIFTY SHIPPERS.

TEXAS

1991 WASTE RECEIPTS

15 NUMBER OF RCRA HAZARDOUS WASTE RECEIVERS: 64

16 QUANTITY OF RCRA HAZARDOUS WASTE RECEIVED: 286,677 TONS

17 FIFTY LARGEST RCRA HAZARDOUS WASTE RECEIVERS, 1991

RANK	EPA ID	SITE NAME	CITY	QUANTITY RECEIVED (TONS)
1	TXD083472266	ARCO CHEMICAL COMPANY/CHANNELVIEW	CHANNELVIEW	47,982
2	TXD000742304	GIBRALTAR CHEMICAL RESOURCES	WINONA	45,053
3	TXD055141378	ROLLINS ENVIRONMENTAL SERVICES INC.	DEER PARK	39,761
4	TXD077603371	SAFETY KLEEN CORP.	DENTON	32,383
5	TXD058275769	LYONDELL PETROCHEMICAL COMPANY	CHENNELVIEW	26,338
6	TXD097673149	EMPAK, INC.	DEER PARK	18,254
7	TXD000719518	DISPOSAL SYSTEMS	DEER PARK	11,007
8	TXD008099079	RHONE-POULENC BASIC CHEMICALS	HOUSTON	9,985
9	TXD008117186	ENCYCLE/TEXAS, INC.	CORPUS CHRISTI	7,011
10	TXD000838896	CHEMICAL WASTE MANAGEMENT, INC.	PORT ARTHUR	6,976
11	TXD006451090	GNB INCORPORATED	FRISCO	4,782
12	TXD047823265	ENTECH RECOVERY, INC.	GARLAND	4,439
13	TXD008079642	DU PONT SABINE RIVER WORKS	ORANGE	3,944
14	TXD008092793	DOW CHEMICAL U.S.A.	FREEPORT	3,111
15	TXD046844700	CHEMICAL RECLAMATION SERVICES, INC.	AVALON	2,698
16	TXD055135388	TREATMENT ONE, DIV. OF SET ENVIRONMENTAL	HOUSTON	1,795
17	TXD052649027	HYDROCARBON RECYCLERS, INC.	SAN ANTONIO	1,771
18	TXD980624035	HEAT ENERGY ADVANCED TECHNOLOGY, INC.	DALLAS	1,567
19	TXD010803203	SAFETY-KLEEN CORPORATION	MISSOURI CITY	1,509
20	TXD000747386	SAFETY-KLEEN CORPORATION	PASADENA	1,354
21	TXD981052061	SAFETY-KLEEN CORPORATION	IRVING	1,039
22	TXD048210645	PHILLIPS PETROLEUM SWEENY COMPLEX	OLD OCEAN	961
23	TX7572024605	AIR FORCE PLANT #4 C/O	FT. WORTH	933
24	TXD000747378	SAFETY-KLEEN CORPORATION	LONGVIEW	899
25	TXD981053416	SAFETY-KLEEN CORPORATION	FORT WORTH	837
26	TXD982290140	LAIDLAW ENVIRONMENTAL SERVICES	LAPORTE	812
27	TXD000729400	SAFETY-KLEEN CORPORATION	SAN ANTONIO	802
28	TXD008084618	NALCO CHEMICAL COMPANY	SUGAR LAND	779
29	TXD082684002	HOUSTON CHEMICAL PLANT/EXXON CHEMICAL	HOUSTON	641
30	TXD091270017	ODESSA INJECTION SYSTEMS, INC.	ODESSA	621
31	TXD008123317	DUPONT DE NEMOURS & CO.	VICTORIA	480
32	TXD000761254	CHEMICAL WASTE MANAGEMENT	CORPUS CHRISTI	446
33	TXD981056690	SAFETY-KLEEN CORPORATION	MIDLAND	445
34	TXD061290276	SAFETY-KLEEN CORP	ORANGE	392
35	TXD074195678	GULF CHEMICAL AND	FREEPORT	358
36	TXD008105959	PARKANS INTERNATIONAL	HOUSTON	348
37	TXD982551806	TEXAS INSTRUMENTS INC.	DALLAS	338
38	TXD072181381	AMOCO OIL COMPANY	TEXAS CITY	336
39	TXD000747394	SAFETY-KLEEN CORPORATION	EL PASO	324
40	TXD981514383	ALPHA OMEGA RECYCLING INC.	LONGVIEW	314
41	TXD980876015	SAFETY-KLEEN CORPORATION	WACO	314
42	TXD000747428	SAFETY-KLEEN CORPORATION	WICHITA FALLS	268
43	TXD059685339	MCKEE PLANTS/DIAMOND SHAMROCK	SUNRAY	260
44	TXD007926496	NORTH TEXAS CEMENT COMPANY	MIDLOTHIAN	225
45	TXD067285973	SHELL OIL COMPANY	DEER PARK	204
46	TXD000747410	SAFETY-KLEEN CORPORATION	AMARILLO	198
47	TXD000747402	SAFETY-KLEEN CORPORATION	CORPUS CHRISTI	192
48	TXD069452340	TEXAS ECOLOGISTS INC	ROBSTOWN	190
49	TXD000747436	SAFETY KLEEN CORPORATION	LUBBOCK	190
50	TXD074196338	ELTEX CHEMICAL & SUPPLY COMPANY	HOUSTON	144
TOTAL				286,009

NOTES: COLUMNS MAY NOT SUM DUE TO ROUNDING.
STATE MAY HAVE FEWER THAN FIFTY FACILITIES THAT RECEIVED WASTE.

TEXAS

1991 WASTE RECEIPTS, CONTINUED

18 QUANTITY OF RCRA HAZARDOUS WASTE MANAGED, BY MANAGEMENT METHOD, LIMITED TO WASTE RECEIVED FROM OFF SITE, 1991

MANAGEMENT METHOD	SYSTEM TYPE CODE	QUANTITY MANAGED (TONS)	PERCENTAGE OF QUANTITY	NUMBER OF FACILITIES	PERCENTAGE OF FACILITIES
METALS RECOVERY (FOR REUSE)	M011-M019	6,157	2	2	3
SOLVENTS RECOVERY	M021-M029	35,008	13	7	12
INCINERATION	M041-M049	64,077	24	11	19
ENERGY RECOVERY (REUSE AS FUEL)	M051-M059	41,991	15	4	7
FUEL BLENDING	M061-----	15,471	6	8	14
AQUEOUS INORGANIC TREATMENT	M071-M079	5,681	2	5	9
AQUEOUS ORGANIC TREATMENT	M081-M089	1,823	1	3	5
OTHER TREATMENT	M121-M129	709	0	4	7
LAND TREATMENT / APPLICATION / FARMING	M131-DISP	344	0	2	3
LANDFILL	M132-DISP	603	0	2	3
DEEPWELL / UNDERGROUND INJECTION	M134-DISP	98,246	36	8	14
OTHER DISPOSAL SPECIFIED IN COMMENTS	M137-DISP	1,704	1	2	3
TOTAL		271,814	100	37	100

19 MANAGEMENT METHOD, BY QUANTITY OF RCRA HAZARDOUS WASTE MANAGED, LIMITED TO WASTE RECEIVED FROM OFF SITE, 1991

MANAGEMENT METHOD	SYSTEM TYPE CODE	QUANTITY MANAGED (TONS)	PERCENTAGE OF QUANTITY	NUMBER OF FACILITIES	PERCENTAGE OF FACILITIES
DEEPWELL / UNDERGROUND INJECTION	M134-DISP	98,246	36	8	14
INCINERATION	M041-M049	64,077	24	11	19
ENERGY RECOVERY (REUSE AS FUEL)	M051-M059	41,991	15	4	7
SOLVENTS RECOVERY	M021-M029	35,008	13	7	12
FUEL BLENDING	M061-----	15,471	6	8	14
METALS RECOVERY (FOR REUSE)	M011-M019	6,157	2	2	3
AQUEOUS INORGANIC TREATMENT	M071-M079	5,681	2	5	9
AQUEOUS ORGANIC TREATMENT	M081-M089	1,823	1	3	5
OTHER DISPOSAL SPECIFIED IN COMMENTS	M137-DISP	1,704	1	2	3
OTHER TREATMENT	M121-M129	709	0	4	7
LANDFILL	M132-DISP	603	0	2	3
LAND TREATMENT / APPLICATION / FARMING	M131-DISP	344	0	2	3
TOTAL		271,814	100	37	100

20 MANAGEMENT METHOD AND QUANTITY OF RCRA HAZARDOUS WASTE MANAGED, BY NUMBER OF FACILITIES, LIMITED TO WASTE RECEIVED FROM OFF SITE, 1991

MANAGEMENT METHOD	SYSTEM TYPE CODE	QUANTITY MANAGED (TONS)	PERCENTAGE OF QUANTITY	NUMBER OF FACILITIES	PERCENTAGE OF FACILITIES
INCINERATION	M041-M049	64,077	24	11	19
FUEL BLENDING	M061-----	15,471	6	8	14
DEEPWELL / UNDERGROUND INJECTION	M134-DISP	98,246	36	8	14
SOLVENTS RECOVERY	M021-M029	35,008	13	7	12
AQUEOUS INORGANIC TREATMENT	M071-M079	5,681	2	5	9
ENERGY RECOVERY (REUSE AS FUEL)	M051-M059	41,991	15	4	7
OTHER TREATMENT	M121-M129	709	0	4	7
AQUEOUS ORGANIC TREATMENT	M081-M089	1,823	1	3	5
METALS RECOVERY (FOR REUSE)	M011-M019	6,157	2	2	3
LAND TREATMENT / APPLICATION / FARMING	M131-DISP	344	0	2	3
LANDFILL	M132-DISP	603	0	2	3
OTHER DISPOSAL SPECIFIED IN COMMENTS	M137-DISP	1,704	1	2	3
TOTAL		271,814	100	37	100

NOTE: FACILITIES WITH ONLY STORAGE UNITS ARE EXCLUDED
COLUMNS MAY NOT SUM DUE TO ROUNDING.
COLUMNS MAY NOT SUM TO TOTAL BECAUSE FACILITIES MAY HAVE MULTIPLE HANDLINGS METHODS.

TEXAS

1991 IMPORTS AND EXPORTS

21 QUANTITY OF RCRA HAZARDOUS WASTE IMPORTED: 159,805 TONS

22 QUANTITY OF RCRA HAZARDOUS WASTE EXPORTED: 4,585,723 TONS

23 QUANTITY AND PERCENTAGE OF RCRA HAZARDOUS WASTEWATER AND NON-WASTEWATER MANAGEMENT IN 1991

MANAGEMENT TYPE	TONS	PERCENTAGE
WASTEWATER	102,897,771	99
NON-WASTEWATER	1,048,243	1
TOTAL	103,946,014	100

TRUST TERRITORIES

1991 WASTE GENERATION

1 NUMBER OF RCRA LARGE QUANTITY GENERATORS (LQGS): 3

2 QUANTITY OF RCRA HAZARDOUS WASTE GENERATED: 2,835 TONS

3 FIFTY LARGEST RCRA HAZARDOUS WASTE GENERATORS IN THE STATE, 1991

RANK	EPA ID	SITE NAME	CITY	TOTAL GENERATED (TONS)
1	TT0570090001	U.S. ARMY CHEMICAL ACTIVITY, PACIFIC	APO	2,081
2	TT5210090002	UNITED STATES ARMY KWAJALEIN ATOLL	REPUBLIC OF THE MARSHALL	731
3	TT9570090002	FIELD COMMAND DEFENSE NUCLEAR AGENCY	APO	22
TOTAL				2,835

NOTE: STATE MAY HAVE FEWER THAN FIFTY GENERATORS

4 QUANTITIES OF WASTE GENERATED IN 1991 THAT WERE

- REPORTED WITH ONLY CHARACTERISTIC WASTE CODES
- REPORTED WITH ONLY LISTED WASTE CODES
- REPORTED WITH BOTH CHARACTERISTIC AND LISTED WASTE CODES

WASTE HAS ONLY CHARACTERISTIC CODES	TONS OF WASTE GENERATED	WASTE HAS ONLY LISTED CODES	TONS OF WASTE GENERATED	WASTE HAS BOTH CHARACTERISTIC AND LISTED CODES	TONS OF WASTE GENERATED
ONLY IGNITABLE	10	ONLY AN F CODE	10		
ONLY CORROSIVE	439	ONLY A K CODE	0		
ONLY REACTIVE	0	ONLY A P CODE	0		
ONLY D004-17	1,644	ONLY A U CODE	5		
ONLY D018-D043	1				
HAS MORE THAN ONE CHARACTERISTIC CODE	18	HAS MORE THAN ONE LISTED CODE	0		
TOTAL	2,112	TOTAL	15	TOTAL CHAR. AND LISTED	707

5 QUANTITIES OF WASTE GENERATED IN 1991 THAT WERE MULTIPLY CODED

WASTE HAS ONLY CHARACTERISTIC CODES BUT MORE THAN ONE APPLIES	TONS OF WASTE GENERATED	ONLY LISTED CODES BUT HAS MORE THAN ONE	TONS OF WASTE GENERATED	BOTH CHAR. & LISTED CODES	TONS OF WASTE GENERATED
HAS IGNITABLE CODE	18			IGN. W/ AT LEAST 1 LSTD	564
HAS CORROSIVE CODE	0			CORR. W/ AT LEAST 1 LSTD	0
HAS D004-D017 CODE	1			D004-17 W/ AT LEAST 1 LSTD	149
D018-D043	0			D018-43 W/ AT LEAST 1 LSTD	124
		HAS AN F CODE		F WASTE W/ AT LEAST 1 CHAR	707
		HAS A K CODE		K WASTE W/ AT LEAST 1 CHAR	0
		HAS A P CODE		P WASTE W/ AT LEAST 1 CHAR	0
		HAS A U CODE		U WASTE W/ AT LEAST 1 CHAR	1
TOTAL	18	TOTAL	0	TOTAL	707

NOTE: COLUMNS DO NOT SUM TO TOTAL BECAUSE A WASTE CODE MAY APPLY TO MORE THAN ONE WASTE.
MIXTURES WITH IGNITABLE, CORROSIVE, REACTIVE, D004-17, AND D018-43 CHARACTERISTIC CODES ALSO MAY CONTAIN OTHER CHARACTERISTIC WASTE CODES.
SIMILARLY, WASTES WITH F,K,P, AND U LISTED CODES MAY HAVE OTHER LISTED WASTE CODES

TRUST TERRITORIES

WASTE MANAGEMENT

6 NUMBER OF RCRA TSD FACILITIES: 2

7 QUANTITY OF RCRA HAZARDOUS WASTE MANAGED: 887 TONS

8 FIFTY LARGEST RCRA HAZARDOUS WASTE MANAGEMENT FACILITIES, 1991

RANK	EPAID	SITE NAME	CITY	TONS OF WASTE MANAGED
1	TT0570090001	U.S. ARMY CHEMICAL ACTIVITY, PACIFIC	APO	887
TOTAL				887

NOTE: STATE MAY HAVE FEWER THAN FIFTY FACILITIES THAT MANAGED WASTES.
WASTE ONLY MANAGED BY STORAGE IS NOT INCLUDED.

TRUST TERRITORIES

WASTE MANAGEMENT, CONTINUED

9 QUANTITY OF RCRA HAZARDOUS WASTE MANAGED BY MANAGEMENT METHOD, 1991

MANAGEMENT METHOD	SYSTEM TYPE CODE	QUANTITY MANAGED (TONS)	PERCENTAGE OF QUANTITY	NUMBER OF FACILITIES	PERCENTAGE OF FACILITIES
INCINERATION	M041-M049	438	49	1	50
OTHER TREATMENT	M121-M129	450	51	1	50
TOTAL		887	100	1	100

10 MANAGEMENT METHOD, BY QUANTITY OF RCRA HAZARDOUS WASTE MANAGED, 1991

MANAGEMENT METHOD	SYSTEM TYPE CODE	QUANTITY MANAGED (TONS)	PERCENTAGE OF QUANTITY	NUMBER OF FACILITIES	PERCENTAGE OF FACILITIES
OTHER TREATMENT	M121-M129	450	51	1	50
INCINERATION	M041-M049	438	49	1	50
TOTAL		887	100	1	100

11 MANAGEMENT METHOD AND QUANTITY OF RCRA HAZARDOUS WASTE MANAGED BY NUMBER OF FACILITIES, 1991

MANAGEMENT METHOD	SYSTEM TYPE CODE	QUANTITY MANAGED (TONS)	PERCENTAGE OF QUANTITY	NUMBER OF FACILITIES	PERCENTAGE OF FACILITIES
INCINERATION	M041-M049	438	49	1	50
OTHER TREATMENT	M121-M129	450	51	1	50
TOTAL		887	100	1	100

NOTE: FACILITIES WITH ONLY STORAGE UNITS ARE EXCLUDED.
COLUMNS MAY NOT SUM DUE TO ROUNDING.
COLUMNS MAY NOT SUM TO TOTAL BECAUSE FACILITIES MAY HAVE MULTIPLE HANDLINGS METHODS.

TRUST TERRITORIES

1991 WASTE SHIPMENTS

12 NUMBER OF RCRA HAZARDOUS WASTE SHIPPERS: 3

13 QUANTITY OF RCRA HAZARDOUS WASTE SHIPPED: 2,022 TONS

14 FIFTY LARGEST RCRA HAZARDOUS WASTE SHIPPERS, 1991

RANK	EPA ID	SITE NAME	CITY	QUANTITY SHIPPED (TONS)
1	TT0570090001	U.S. ARMY CHEMICAL ACTIVITY, PACIFIC	APO	1,262
2	TT5210090002	UNITED STATES ARMY KWAJALEIN ATOLL	REPUBLIC OF THE MARSHALL	731
3	TT9570090002	FIELD COMMAND DEFENSE NUCLEAR AGENCY	APO	28
TOTAL				2,022

NOTES: COLUMNS MAY NOT SUM DUE TO ROUNDING.
STATE MAY HAVE FEWER THAN FIFTY SHIPPERS.

1991 WASTE RECEIPTS

THERE WERE NO FACILITIES IN TRUST TERRITORIES THAT REPORTED RECEIVING HAZARDOUS WASTE.

1991 WASTE IMPORTS AND EXPORTS

THE TRUST TERRITORIES DID NOT IMPORT ANY HAZARDOUS WASTE.

22 QUANTITY OF RCRA HAZARDOUS WASTE EXPORTED: 4,585,723 TONS

23 QUANTITY AND PERCENTAGE OF RCRA HAZARDOUS WASTEWATER AND NON-WASTEWATER MANAGEMENT IN 1991

MANAGEMENT TYPE	TONS	PERCENTAGE
WASTEWATER	450	51
NON-WASTEWATER	438	49
TOTAL	887	100

UTAH

1991 WASTE GENERATION

1 NUMBER OF RCRA LARGE QUANTITY GENERATORS (LQGS): 99

2 QUANTITY OF RCRA HAZARDOUS WASTE GENERATED: 900,643 TONS

3 FIFTY LARGEST RCRA HAZARDOUS WASTE GENERATORS IN THE STATE, 1991

RANK	EPA ID	SITE NAME	CITY	TOTAL GENERATED (TONS)
1	UTD000826446	KENNECOTT UTAH COPPER - SMELTER	MAGNA	357,908
2	UTD092024934	WESTERN ZIRCONIUM	OGDEN	247,354
3	UT0571724350	HILL AIR FORCE BASE	HILL AIR FORCE BASE	205,709
4	UTD980719090	INTERMOUNTAIN GENERATING & CONVERTER ST.	DELTA	50,184
5	UTD021533054	NUCOR STEEL	PLYMOUTH	10,384
6	UTD009081357	THIOKOL CORP. UT BASED OPER.,MAIN PLANT	PROMONTORY	9,967
7	UTD009086133	GENEVA STEEL	VINEYARD	9,369
8	UT3213820894	TOOELE ARMY DEPOT (NORTH)	TOOELE	1,962
9	UTD001705029	BACCHUS WORKS, HERCULES, INC.	WEST VALLEY CITY	1,257
10	UTD980954168	LIKA - UTAH	SALT LAKE CITY	561
11	UTD980960702	JOHNSON MATTHEY	SALT LAKE CITY	547
12	UTD000826362	AMOCO OIL COMPANY	SALT LAKE CITY	449
13	UTD073095804	LITTON SYSTEMS	SALT LAKE	343
14	UTD073104069	CONOCO PIONEER TERMINAL	NORTH SALT LAKE	324
15	UTD073008237	NATIONAL SEMI CONDUCTOR	WEST JORDAN	299
16	UTD073010902	LUNDAHL ASTRO CIRCUITS	LOGAN	251
17	UTD009089277	IRECO INC. PELICAN POINT SITE B	LEHI	243
18	UTD127673697	MORTON INTERNATIONAL, INC. PROMONTORY OP	PROMONTORY	208
19	UTD054680590	LEVELOR CORPORATION	OGDEN	200
20	UTD092029768	CHEVRON USA SALT LAKE REFINERY	SALT LAKE CITY	186
21	UTD041310962	TROJAN CORPORATION	SPANISH FORK	182
22	UTD009073214	UNISYS SLC OPERATIONS	SALT LAKE CITY	168
23	UTD009667536	SIGNETICS COMPANY	OREM	151
24	UTD000826420	KENNECOTT UTAH COPPER-CONCENTRATORS	MAGNA	135
25	UTD009438359	VARIAN	SALT LAKE CITY	135
26	UTD980806236	THIOKOL CORP. CLEARFIELD OPERATIONS	CLEARFIELD	130
27	UTD991301748	U.S. POLLUTION CONTROL, INC. GRASSY MTN	KNOLLS	117
28	UTD067972125	VOLVO GM HEAVY TRUCK	OGDEN	117
29	UTD980806244	SALT LAKE CIRCUITS	SALT LAKE CITY	117
30	UTD988070215	COMPEQ INTERNATIONAL	SALT LAKE CITY	114
31	UTD982595894	EVEREX SYSTEMS	ST. GEORGE	106
32	UT5210090002	TOOELE ARMY DEPOT (SOUTH)	TOOELE	106
33	UTD035348325	MYERS CONTAINER CORP.	SALT LAKE CITY	81
34	UT3750211259	DUGWAY PROVING GROUND	DUGWAY	80
35	UTD988071213	H & H BICO RENTAL INC.	VERNAL	76
36	UTD175566199	CUMMINS INTERMOUNTAIN	SALT LAKE CITY	48
37	UT9210020922	DEFENSE DISTRIBUTION DEPOT OGDEN	OGDEN	47
38	UTD009009580	PHILLIPS PETROLEUM COMPANY	WOODS CROSS	44
39	UTD033513631	TELEFLEX DEFENSE SYSTEMS	SPANISH FORK	44
40	UTD073093874	PENNZOIL PRODUCTS CO. ROOSEVELT REFINERY	ROOSEVELT	43
41	UTD048406144	ASHLAND CHEMICAL	CLEARFIELD	42
42	UTD980718886	BOURNS NETWORKS INC.	LOGAN	41
43	UTD000651653	UTAH STATE UNIVERSITY	LOGAN	36
44	UTD009087644	REILLY INDUSTRIES, INC.	PROVO	36
45	UTD094674595	UNIVERSITY OF UTAH	SALT LAKE CITY	35
46	UTD056095334	PRECISION TECHNOLOGY INC.	SALT LAKE CITY	35
47	UTD007939358	WHEELER MACHINERY CO.	SALT LAKE CITY	33
48	UTD980959191	HERCULES AEROSPACE COMPANY	CLEARFIELD	33
49	UTD001787977	ALLIED SIGNAL/CLEARFIELD	CLEARFIELD	32
50	UTD980959340	ICM	SALT LAKE CITY	32
TOTAL				900,101

NOTE: STATE MAY HAVE FEWER THAN FIFTY GENERATORS

UTAH

1991 WASTE GENERATION, CONTINUED

4 QUANTITIES OF WASTE GENERATED IN 1991 THAT WERE

- REPORTED WITH ONLY CHARACTERISTIC WASTE CODES
- REPORTED WITH ONLY LISTED WASTE CODES
- REPORTED WITH BOTH CHARACTERISTIC AND LISTED WASTE CODES

WASTE HAS ONLY CHARACTERISTIC CODES	TONS OF WASTE GENERATED	WASTE HAS ONLY LISTED CODES	TONS OF WASTE GENERATED	WASTE HAS BOTH CHARACTERISTIC AND LISTED CODES	TONS OF WASTE GENERATED
ONLY IGNITABLE	292	ONLY AN F CODE	205,754		
ONLY CORROSIVE	298,085	ONLY A K CODE	8,416		
ONLY REACTIVE	10,043	ONLY A P CODE	2		
ONLY D004-17	2,525	ONLY A U CODE	31		
ONLY D018-D043	2,033				
HAS MORE THAN ONE CHARACTERISTIC CODE	358,496	HAS MORE THAN ONE LISTED CODE	114		
TOTAL	671,474	TOTAL	214,317	TOTAL CHAR. AND LISTED	14,852

5 QUANTITIES OF WASTE GENERATED IN 1991 THAT WERE MULTIPLY CODED

WASTE HAS ONLY CHARACTERISTIC CODES BUT MORE THAN ONE APPLIES	TONS OF WASTE GENERATED	ONLY LISTED CODES BUT HAS MORE THAN ONE	TONS OF WASTE GENERATED	BOTH CHAR. & LISTED CODES	TONS OF WASTE GENERATED
HAS IGNITABLE CODE	765			IGN. W/ AT LEAST 1 LSTD	1,892
HAS CORROSIVE CODE	357,712			CORR. W/ AT LEAST 1 LSTD	111
HAS REACTIVE CODE	270			REACT. W/ AT LEAST 1 LSTD	551
HAS D004-D017 CODE	357,982			D004-17 W/ AT LEAST 1 LSTD	12,927
HAS D018-D043 CODE	378			D018-43 W/ AT LEAST 1 LSTD	1,388
		HAS AN F CODE	114	F WASTE W/ AT LEAST 1 CHAR	3,960
		HAS A K CODE	112	K WASTE W/ AT LEAST 1 CHAR	10,856
		HAS A P CODE	1	P WASTE W/ AT LEAST 1 CHAR	4
		HAS A U CODE	7	U WASTE W/ AT LEAST 1 CHAR	265
TOTAL	358,496	TOTAL	114	TOTAL	14,852

NOTE: COLUMNS DO NOT SUM TO TOTAL BECAUSE A WASTE CODE MAY APPLY TO MORE THAN ONE WASTE.
MIXTURES WITH IGNITABLE, CORROSIVE, REACTIVE, D004-17, AND D018-43 CHARACTERISTIC CODES ALSO MAY CONTAIN OTHER CHARACTERISTIC WASTE CODES.
SIMILARLY, WASTES WITH F,K,P, AND U LISTED CODES MAY HAVE OTHER LISTED WASTE CODES

UTAH

WASTE MANAGEMENT

6 NUMBER OF RCRA TSD FACILITIES: 26

7 QUANTITY OF RCRA HAZARDOUS WASTE MANAGED: 284,846 TONS

8 FIFTY LARGEST RCRA HAZARDOUS WASTE MANAGEMENT FACILITIES, 1991

RANK	EPAID	SITE NAME	CITY	TONS OF WASTE MANAGED
1	UT0571724350	HILL AIR FORCE BASE	HILL AIR FORCE BASE	203,110
2	UTD991301748	U.S. POLLUTION CONTROL, INC. GRASSY MTN	KNOLLS	68,000
3	UTD009081357	THIOKOL CORP. UT BASED OPER.,MAIN PLANT	PROMONTORY	8,910
4	UTD981552177	APTUS, INC.	ARAGONITE	2,653
5	UTD009073800	ENGELHARD CORPORATION	SALT LAKE	954
6	UT3213820894	TOOELE ARMY DEPOT (NORTH)	TOOELE	739
7	UTD041310962	TROJAN CORPORATION	SPANISH FORK	163
8	UTD001705029	BACCHUS WORKS, HERCULES, INC.	WEST VALLEY CITY	154
9	UT5210090002	TOOELE ARMY DEPOT (SOUTH)	TOOELE	98
10	UTD980666721	IRECO INC. TOOELE TEST SITE	RUSH VALLEY	64
11	UT0570090001	UTAH TEST AND TRAINING RANGE	2849 ABG/SU	0
TOTAL				284,846

NOTE: STATE MAY HAVE FEWER THAN FIFTY FACILITIES THAT MANAGED WASTES.
WASTE ONLY MANAGED BY STORAGE IS NOT INCLUDED.

UTAH

WASTE MANAGEMENT, CONTINUED

9 QUANTITY OF RCRA HAZARDOUS WASTE MANAGED BY MANAGEMENT METHOD, 1991

MANAGEMENT METHOD	SYSTEM TYPE CODE	QUANTITY MANAGED (TONS)	PERCENTAGE OF QUANTITY	NUMBER OF FACILITIES	PERCENTAGE OF FACILITIES
METALS RECOVERY (FOR REUSE)	M011-M019	958	0	2	11
SOLVENTS RECOVERY	M021-M029	34	0	2	11
INCINERATION	M041-M049	2,812	1	3	16
AQUEOUS INORGANIC TREATMENT	M071-M079	154	0	1	5
AQUEOUS ORGANIC TREATMENT	M081-M089	59	0	1	5
AQUEOUS ORGANIC AND INORGANIC TREATMENT	M091-M099	203,086	71	1	5
STABILIZATION	M111-M119	27,574	10	1	5
OTHER TREATMENT	M121-M129	13,825	5	6	32
LANDFILL	M132-DISP	36,344	13	1	5
OTHER DISPOSAL SPECIFIED IN COMMENTS	M137-DISP	0	0	1	5
TOTAL		284,846	100	11	100

10 MANAGEMENT METHOD, BY QUANTITY OF RCRA HAZARDOUS WASTE MANAGED, 1991

MANAGEMENT METHOD	SYSTEM TYPE CODE	QUANTITY MANAGED (TONS)	PERCENTAGE OF QUANTITY	NUMBER OF FACILITIES	PERCENTAGE OF FACILITIES
AQUEOUS ORGANIC AND INORGANIC TREATMENT	M091-M099	203,086	71	1	5
LANDFILL	M132-DISP	36,344	13	1	5
STABILIZATION	M111-M119	27,574	10	1	5
OTHER TREATMENT	M121-M129	13,825	5	6	32
INCINERATION	M041-M049	2,812	1	3	16
METALS RECOVERY (FOR REUSE)	M011-M019	958	0	2	11
AQUEOUS INORGANIC TREATMENT	M071-M079	154	0	1	5
AQUEOUS ORGANIC TREATMENT	M081-M089	59	0	1	5
SOLVENTS RECOVERY	M021-M029	34	0	2	11
OTHER DISPOSAL SPECIFIED IN COMMENTS	M137-DISP	0	0	1	5
TOTAL		284,846	100	11	100

11 MANAGEMENT METHOD AND QUANTITY OF RCRA HAZARDOUS WASTE MANAGED BY NUMBER OF FACILITIES, 1991

MANAGEMENT METHOD	SYSTEM TYPE CODE	QUANTITY MANAGED (TONS)	PERCENTAGE OF QUANTITY	NUMBER OF FACILITIES	PERCENTAGE OF FACILITIES
OTHER TREATMENT	M121-M129	13,825	5	6	32
INCINERATION	M041-M049	2,812	1	3	16
METALS RECOVERY (FOR REUSE)	M011-M019	958	0	2	11
SOLVENTS RECOVERY	M021-M029	34	0	2	11
AQUEOUS INORGANIC TREATMENT	M071-M079	154	0	1	5
AQUEOUS ORGANIC TREATMENT	M081-M089	59	0	1	5
AQUEOUS ORGANIC AND INORGANIC TREATMENT	M091-M099	203,086	71	1	5
STABILIZATION	M111-M119	27,574	10	1	5
LANDFILL	M132-DISP	36,344	13	1	5
OTHER DISPOSAL SPECIFIED IN COMMENTS	M137-DISP	0	0	1	5
TOTAL		284,846	100	11	100

NOTE: FACILITIES WITH ONLY STORAGE UNITS ARE EXCLUDED.
COLUMNS MAY NOT SUM DUE TO ROUNDING.
COLUMNS MAY NOT SUM TO TOTAL BECAUSE FACILITIES MAY HAVE MULTIPLE HANDLINGS METHODS.

UTAH

1991 WASTE SHIPMENTS

12 NUMBER OF RCRA HAZARDOUS WASTE SHIPPERS: 96

13 QUANTITY OF RCRA HAZARDOUS WASTE SHIPPED: 380,484 TONS

14 FIFTY LARGEST RCRA HAZARDOUS WASTE SHIPPERS, 1991

RANK	EPA ID	SITE NAME	CITY	QUANTITY SHIPPED (TONS)
1	UTD000826446	KENNECOTT UTAH COPPER - SMELTER	MAGNA	357,904
2	UTD991301748	U.S. POLLUTION CONTROL, INC. GRASSY MTN	KNOLLS	9,342
3	UT0571724350	HILL AIR FORCE BASE	HILL AIR FORCE BASE	2,450
4	UTD980957088	SAFETY-KLEEN CORP.	SALT LAKE CITY	1,389
5	UTD009081357	THIOKOL CORP. UT BASED OPER.,MAIN PLANT	PROMONTORY	1,123
6	UTD001705029	BACCHUS WORKS, HERCULES, INC.	WEST VALLEY CITY	1,102
7	UT3213820894	TOOELE ARMY DEPOT (NORTH)	TOOELE	1,018
8	UTD980954168	LIKA - UTAH	SALT LAKE CITY	661
9	UTD980960702	JOHNSON MATTHEY	SALT LAKE CITY	547
10	UTD000826362	AMOCO OIL COMPANY	SALT LAKE CITY	449
11	UTD073095804	LITTON SYSTEMS	SALT LAKE	343
12	UTD048406144	ASHLAND CHEMICAL	CLEARFIELD	314
13	UTD073008237	NATIONAL SEMI CONDUCTOR	WEST JORDAN	299
14	UTD073010902	LUNDAHL ASTRO CIRCUITS	LOGAN	251
15	UTD127673697	MORTON INTERNATIONAL, INC. PROMONTORY OP	PROMONTORY	208
16	UTD054680590	LEVELOR CORPORATION	OGDEN	200
17	UTD009073214	UNISYS SLC OPERATIONS	SALT LAKE CITY	172
18	UTD021533054	NUCOR STEEL	PLYMOUTH	149
19	UTD000826420	KENNECOTT UTAH COPPER-CONCENTRATORS	MAGNA	135
20	UTD980806236	THIOKOL CORP. CLEARFIELD OPERATIONS	CLEARFIELD	130
21	UTD009667536	SIGNETICS COMPANY	OREM	124
22	UTD092024934	WESTERN ZIRCONIUM	OGDEN	123
23	UTD067972125	VOLVO GM HEAVY TRUCK	OGDEN	117
24	UTD980806244	SALT LAKE CIRCUITS	SALT LAKE CITY	117
25	UTD009438359	VARIAN	SALT LAKE CITY	107
26	UTD982595894	EVEREX SYSTEMS	ST. GEORGE	107
27	UTD092029768	CHEVRON USA SALT LAKE REFINERY	SALT LAKE CITY	92
28	UTD035348325	MYERS CONTAINER CORP.	SALT LAKE CITY	81
29	UT3750211259	DUGWAY PROVING GROUND	DUGWAY	79
30	UTD988070215	COMPEQ INTERNATIONAL	SALT LAKE CITY	78
31	UTD988071213	H & H BICO RENTAL INC.	VERNAL	76
32	UTD009089277	IRECO INC. PELICAN POINT SITE B	LEHI	64
33	UTD175566199	CUMMINS INTERMOUNTAIN	SALT LAKE CITY	48
34	UT9210020922	DEFENSE DISTRIBUTION DEPOT OGDEN	OGDEN	47
35	UTD009086133	GENEVA STEEL	VINEYARD	45
36	UTD009009580	PHILLIPS PETROLEUM COMPANY	WOODS CROSS	44
37	UTD073093874	PENNZOIL PRODUCTS CO. ROOSEVELT REFINERY	ROOSEVELT	43
38	UTD033513631	TELEFLEX DEFENSE SYSTEMS	SPANISH FORK	42
39	UTD000651653	UTAH STATE UNIVERSITY	LOGAN	42
40	UTD980718886	BOURNS NETWORKS INC.	LOGAN	41
41	UTD009087644	REILLY INDUSTRIES, INC.	PROVO	36
42	UTD094674595	UNIVERSITY OF UTAH	SALT LAKE CITY	35
43	UTD056095334	PRECISION TECHNOLOGY INC.	SALT LAKE CITY	34
44	UTD007939358	WHEELER MACHINERY CO.	SALT LAKE CITY	33
45	UTD980959191	HERCULES AEROSPACE COMPANY	CLEARFIELD	33
46	UTD001787977	ALLIED SIGNAL/CLEARFIELD	CLEARFIELD	32
47	UTD980959340	ICM	SALT LAKE CITY	32
48	UTD009094012	BRIGHAM YOUNG UNIVERSITY	PROVO	27
49	UTD045267127	BIG WEST OIL/FLYING J	NORTH SALT LAKE	26
50	UTD059513879	E-SYSTEMS - MONTEK DIVISION	SALT LAKE CITY	22
TOTAL				380,013

NOTES: COLUMNS MAY NOT SUM DUE TO ROUNDING.
STATE MAY HAVE FEWER THAN FIFTY SHIPPERS.

UTAH

1991 WASTE RECEIPTS

15 NUMBER OF RCRA HAZARDOUS WASTE RECEIVERS: 12

16 QUANTITY OF RCRA HAZARDOUS WASTE RECEIVED: 75,397 TONS

17 FIFTY LARGEST RCRA HAZARDOUS WASTE RECEIVERS, 1991

RANK	EPA ID	SITE NAME	CITY	QUANTITY RECEIVED (TONS)
1	UTD991301748	U.S. POLLUTION CONTROL, INC. GRASSY MTN	KNOLLS	69,613
2	UTD981552177	APTUS, INC.	ARAGONITE	2,653
3	UTD980957088	SAFETY-KLEEN CORP.	SALT LAKE CITY	1,313
4	UTD009073800	ENGELHARD CORPORATION	SALT LAKE	954
5	UTD982598898	ENVIROCARE OF UTAH, INC. SO. CLIVE	TOOELE	324
6	UTD048406144	ASHLAND CHEMICAL	CLEARFIELD	280
7	UTD009081357	THIOKOL CORP. UT BASED OPER.,MAIN PLANT	PROMONTORY	150
8	UTD980666721	IRECO INC. TOOELE TEST SITE	RUSH VALLEY	64
9	UTD001705029	BACCHUS WORKS, HERCULES, INC.	WEST VALLEY CITY	23
10	UT0571724350	HILL AIR FORCE BASE	HILL AIR FORCE BASE	18
11	UT3213820894	TOOELE ARMY DEPOT (NORTH)	TOOELE	5
12	UT0570090001	UTAH TEST AND TRAINING RANGE	2849 ABG/SU	0
TOTAL				75,397

NOTES: COLUMNS MAY NOT SUM DUE TO ROUNDING.
STATE MAY HAVE FEWER THAN FIFTY FACILITIES THAT RECEIVED WASTE.

UTAH

1991 WASTE RECEIPTS, CONTINUED

18 QUANTITY OF RCRA HAZARDOUS WASTE MANAGED, BY MANAGEMENT METHOD, LIMITED TO WASTE RECEIVED FROM OFF SITE, 1991

MANAGEMENT METHOD	SYSTEM TYPE CODE	QUANTITY MANAGED (TONS)	PERCENTAGE OF QUANTITY	NUMBER OF FACILITIES	PERCENTAGE OF FACILITIES
METALS RECOVERY (FOR REUSE)	M011-M019	958	1	2	20
INCINERATION	M041-M049	2,653	4	1	10
AQUEOUS INORGANIC TREATMENT	M071-M079	154	0	1	10
STABILIZATION	M111-M119	27,465	38	1	10
OTHER TREATMENT	M121-M129	4,024	6	3	30
LANDFILL	M132-DISP	36,343	51	1	10
OTHER DISPOSAL SPECIFIED IN COMMENTS	M137-DISP	0	0	1	10
TOTAL		71,597	100	7	100

19 MANAGEMENT METHOD, BY QUANTITY OF RCRA HAZARDOUS WASTE MANAGED, LIMITED TO WASTE RECEIVED FROM OFF SITE, 1991

MANAGEMENT METHOD	SYSTEM TYPE CODE	QUANTITY MANAGED (TONS)	PERCENTAGE OF QUANTITY	NUMBER OF FACILITIES	PERCENTAGE OF FACILITIES
LANDFILL	M132-DISP	36,343	51	1	10
STABILIZATION	M111-M119	27,465	38	1	10
OTHER TREATMENT	M121-M129	4,024	6	3	30
INCINERATION	M041-M049	2,653	4	1	10
METALS RECOVERY (FOR REUSE)	M011-M019	958	1	2	20
AQUEOUS INORGANIC TREATMENT	M071-M079	154	0	1	10
OTHER DISPOSAL SPECIFIED IN COMMENTS	M137-DISP	0	0	1	10
TOTAL		71,597	100	7	100

20 MANAGEMENT METHOD AND QUANTITY OF RCRA HAZARDOUS WASTE MANAGED, BY NUMBER OF FACILITIES, LIMITED TO WASTE RECEIVED FROM OFF SITE, 1991

MANAGEMENT METHOD	SYSTEM TYPE CODE	QUANTITY MANAGED (TONS)	PERCENTAGE OF QUANTITY	NUMBER OF FACILITIES	PERCENTAGE OF FACILITIES
OTHER TREATMENT	M121-M129	4,024	6	3	30
METALS RECOVERY (FOR REUSE)	M011-M019	958	1	2	20
INCINERATION	M041-M049	2,653	4	1	10
AQUEOUS INORGANIC TREATMENT	M071-M079	154	0	1	10
STABILIZATION	M111-M119	27,465	38	1	10
LANDFILL	M132-DISP	36,343	51	1	10
OTHER DISPOSAL SPECIFIED IN COMMENTS	M137-DISP	0	0	1	10
TOTAL		71,597	100	7	100

NOTE: FACILITIES WITH ONLY STORAGE UNITS ARE EXCLUDED
COLUMNS MAY NOT SUM DUE TO ROUNDING.
COLUMNS MAY NOT SUM TO TOTAL BECAUSE FACILITIES MAY HAVE MULTIPLE HANDLINGS METHODS.

UTAH

1991 IMPORTS AND EXPORTS

21 QUANTITY OF RCRA HAZARDOUS WASTE IMPORTED: 66,986 TONS

22 QUANTITY OF RCRA HAZARDOUS WASTE EXPORTED: 4,585,723 TONS

23 QUANTITY AND PERCENTAGE OF RCRA HAZARDOUS WASTEWATER AND NON-WASTEWATER MANAGEMENT IN 1991

MANAGEMENT TYPE	TONS	PERCENTAGE
WASTEWATER	217,197	76
NON-WASTEWATER	67,649	24
TOTAL	284,846	100

VERMONT

1991 WASTE GENERATION

1 NUMBER OF RCRA LARGE QUANTITY GENERATORS (LQGS): 63

2 QUANTITY OF RCRA HAZARDOUS WASTE GENERATED: 35,565 TONS

3 FIFTY LARGEST RCRA HAZARDOUS WASTE GENERATORS IN THE STATE, 1991

RANK	EPA ID	SITE NAME	CITY	TOTAL GENERATED (TONS)
1	VTD001780725	JOHNSON CONTROLS, INC. BATTERY GROUP	BENNINGTON	25,075
2	VTD002084705	IBM CORPORATION	ESSEX JCT	5,320
3	VTD001075894	GE-AIRCRAFT ENGINES	N. CLARENDON	1,576
4	VTD002085108	GE-AIRCRAFT ENGINES	RUTLAND	1,007
5	VTD002083434	GENERAL ELECTRIC CO	BURLINGTON	341
6	VTD099682494	BERTEK, INC.	ST. ALBANS	237
7	VTD002065597	EVEREADY BATTERY CO., INC.	BENNINGTON	187
8	VTD039697347	VERMONT CASTINGS, INC.	BETHEL	177
9	VTD002068070	SIMMONDS PRECISION	VERGENNES	139
10	VTD001086529	C.E. BRADLEY LABORATORIES, INC.	BRATTLEBORO	134
11	VTD001080126	VERMONT TAP & DIE	LYNDONVILLE	112
12	VTD000791871	MOBIL OIL CORPORATION	BURLINGTON	105
13	VTD000649780	GENERAL ELECTRIC - BLDG 41	BURLINGTON	91
14	VTD980670319	VERMONT CIRCUITS INC	BRATTLEBORO	88
15	VTD069911873	TIVOLY U.S.A. INC	DERBY LINE	62
16	VTD000791764	NORTHEAST TOOL DIVISION	LYNDONVILLE	60
17	VTP000003413	NEW ENGLAND POWER	BARNET	59
18	VTD064436074	EHV WEIDMANN IND. INC	ST JOHNSBURY	57
19	VTD001082841	ORLEANS DIVISION ETHAN ALLEN, INC.	ORLEANS	56
20	VTD002068484	THE SHELBURNE CORPORATION INC	SHELBURNE	38
21	VTD048419386	MASKA US, INC.	BRADFORD	37
22	VTD001081215	ETHAN ALLEN INC.	BEECHER FALLS	34
23	VTD981065998	G.S. PRECISION, INC.	BRATTLEBORO	33
24	VTD002207504	BEN-MONT CORP	BENNINGTON	30
25	VTD988366787	NEW ENGLAND POWER COMPANY	MCINDOES FALLS	30
26	VTP000003008	CALCO INC	WATERFORD	30
27	VTD001089226	FELLOWS CORPORATION	SPRINGFIELD	29
28	VTD002067254	THE BLODGETT OVEN CO. INC	BURLINGTON	26
29	VTD000649723	GENERAL ELECTRIC CO PLANT 3	RUTLAND	25
30	VTD020673299	US SAMICA CORPORATION	RUTLAND	24
31	VTP000003513	FORMER FORT ETHAN ALLEN	COLCHESTER & ESSEX	23
32	VTD093254381	THE FONDA GROUP, INC	ST. ALBANS	21
33	VTD000636449	UNIVERSITY OF VT & STATE AGRICULTURAL CO	BURLINGTON	20
34	VTD052980638	DOWTY CUSTOM ELECTRONICS, INC.	BRANDON	20
35	VTP000002098	CP RAIL	NEWPORT	20
36	VTD001075886	MERIDEN-STINEHOUR PRESS	LUNENBURG	20
37	VTD002068096	MACK MOLDING COMPANY	ARLINGTON	19
38	VTP000003339	SIMMONDS PRECISION (HERCULES REMEDIATION	VERGENNES	19
39	VTP000002578	FLEMING OIL COMPANY	WEST BRATTLEBORO	19
40	VTD002493294	CHAMPLAIN CABLE CORPORATION	COLCHESTER	18
41	VTP000002270	BRADFORD OIL CO.	BRADFORD	16
42	VTP000003441	AGWAY ENERGY PRODUCTS	MIDDLEBURY	15
43	VTD982194193	S.B. COLLINS, INC	ST ALBANS	15
44	VTD000509174	TANSITOR ELECTRONICS, INC.	BENNINGTON	12
45	VTD001086149	BRYANT GRINDER CORP.	SPRINGFIELD	12
46	VTD001083468	RANDOLPH DIVISION OF ETHAN ALLEN INC.	RANDOLPH	12
47	VTD001078757	G.S. PRECISION, INC.	WILMINGTON	11
48	VTD002065654	EVEREADY BATTERY CO.	ST. ALBANS	9
49	VTD045648243	LAVALLEE & IDE, INC	WINOOSKI	8
50	VTD019092766	BIJUR LUBRICATING CORP.	BENNINGTON	8
TOTAL				35,538

NOTE: STATE MAY HAVE FEWER THAN FIFTY GENERATORS

VERMONT

1991 WASTE GENERATION, CONTINUED

4 QUANTITIES OF WASTE GENERATED IN 1991 THAT WERE

- REPORTED WITH ONLY CHARACTERISTIC WASTE CODES
- REPORTED WITH ONLY LISTED WASTE CODES
- REPORTED WITH BOTH CHARACTERISTIC AND LISTED WASTE CODES

WASTE HAS ONLY CHARACTERISTIC CODES	TONS OF WASTE GENERATED	WASTE HAS ONLY LISTED CODES	TONS OF WASTE GENERATED	WASTE HAS BOTH CHARACTERISTIC AND LISTED CODES	TONS OF WASTE GENERATED
ONLY IGNITABLE	1,655	ONLY AN F CODE	5,370		
ONLY CORROSIVE	177	ONLY A K CODE	0		
ONLY REACTIVE	2	ONLY A P CODE	2		
ONLY D004-17	25,873	ONLY A U CODE	96		
ONLY D018-D043	438				
HAS MORE THAN ONE CHARACTERISTIC CODE	521	HAS MORE THAN ONE LISTED CODE	0		
TOTAL	28,665	TOTAL	5,467	TOTAL CHAR. AND LISTED	1,433

5 QUANTITIES OF WASTE GENERATED IN 1991 THAT WERE MULTIPLY CODED

WASTE HAS ONLY CHARACTERISTIC CODES BUT MORE THAN ONE APPLIES	TONS OF WASTE GENERATED	ONLY LISTED CODES BUT HAS MORE THAN ONE	TONS OF WASTE GENERATED	BOTH CHAR. & LISTED CODES	TONS OF WASTE GENERATED
HAS IGNITABLE CODE	131			IGN. W/ AT LEAST 1 LSTD	405
HAS CORROSIVE CODE	384			CORR. W/ AT LEAST 1 LSTD	130
HAS REACTIVE CODE	11			REACT. W/ AT LEAST 1 LSTD	1
HAS D004-D017 CODE	401			D004-17 W/ AT LEAST 1 LSTD	825
HAS D018-D043 CODE	131			D018-43 W/ AT LEAST 1 LSTD	1,121
		HAS AN F CODE	0	F WASTE W/ AT LEAST 1 CHAR	1,405
		HAS A K CODE	0	K WASTE W/ AT LEAST 1 CHAR	0
		HAS A P CODE	0	P WASTE W/ AT LEAST 1 CHAR	0
		HAS A U CODE	0	U WASTE W/ AT LEAST 1 CHAR	30
TOTAL	521	TOTAL	0	TOTAL	1,433

NOTE: COLUMNS DO NOT SUM TO TOTAL BECAUSE A WASTE CODE MAY APPLY TO MORE THAN ONE WASTE.
MIXTURES WITH IGNITABLE, CORROSIVE, REACTIVE, D004-17, AND D018-43 CHARACTERISTIC CODES ALSO MAY CONTAIN OTHER CHARACTERISTIC WASTE CODES.
SIMILARLY, WASTES WITH F,K,P, AND U LISTED CODES MAY HAVE OTHER LISTED WASTE CODES

WASTE MANAGEMENT

6 NUMBER OF RCRA TSD FACILITIES: 5

7 QUANTITY OF RCRA HAZARDOUS WASTE MANAGED: 0 TONS

TABLES 8,9,10, AND 11 WERE OMITTED FROM THIS REPORT BECAUSE THERE WERE NO FACILITES IN VERMONT THAT REPORTED MANAGING (TREATING OR DISPOSING) RCRA HAZARDOUS WASTE.

VERMONT

1991 WASTE SHIPMENTS

12 NUMBER OF RCRA HAZARDOUS WASTE SHIPPERS: 63

13 QUANTITY OF RCRA HAZARDOUS WASTE SHIPPED: 37,694 TONS

14 FIFTY LARGEST RCRA HAZARDOUS WASTE SHIPPERS, 1991

RANK	EPA ID	SITE NAME	CITY	QUANTITY SHIPPED (TONS)
1	VTD001780725	JOHNSON CONTROLS, INC. BATTERY GROUP	BENNINGTON	25,092
2	VTD002084705	IBM CORPORATION	ESSEX JCT	5,290
3	VTD001075894	GE-AIRCRAFT ENGINES	N. CLARENDON	1,561
4	VTD982766537	POLLUTION SOLUTIONS OF VERMONT, INC.	WILLISTON	1,453
5	VTD002085108	GE-AIRCRAFT ENGINES	RUTLAND	1,007
6	VTD000791699	SAFETY-KLEEN CORP 2 105 01	BARRE	877
7	VTD002083434	GENERAL ELECTRIC CO	BURLINGTON	349
8	VTD099682494	BERTEK, INC.	ST. ALBANS	232
9	VTD039697347	VERMONT CASTINGS, INC.	BETHEL	177
10	VTD002065597	EVEREADY BATTERY CO., INC.	BENNINGTON	169
11	VTD002068070	SIMMONDS PRECISION	VERGENNES	153
12	VTD000791871	MOBIL OIL CORPORATION	BURLINGTON	105
13	VTD001080126	VERMONT TAP & DIE	LYNDONVILLE	103
14	VTD000649780	GENERAL ELECTRIC - BLDG 41	BURLINGTON	91
15	VTD980670319	VERMONT CIRCUITS INC	BRATTLEBORO	88
16	VTD000791764	NORTHEAST TOOL DIVISION	LYNDONVILLE	60
17	VTP000003413	NEW ENGLAND POWER	BARNET	59
18	VTD069911873	TIVOLY U.S.A. INC	DERBY LINE	51
19	VTD001082841	ORLEANS DIVISION ETHAN ALLEN, INC.	ORLEANS	50
20	VTD002068484	THE SHELBURNE CORPORATION INC	SHELBURNE	46
21	VTD048419386	MASKA US, INC.	BRADFORD	37
22	VTD001081215	ETHAN ALLEN INC.	BEECHER FALLS	33
23	VTD981065998	G.S. PRECISION, INC.	BRATTLEBORO	33
24	VTD002207504	BEN-MONT CORP	BENNINGTON	30
25	VTD988366787	NEW ENGLAND POWER COMPANY	MCINDOES FALLS	30
26	VTP000003008	CALCO INC	WATERFORD	30
27	VTD001089226	FELLOWS CORPORATION	SPRINGFIELD	29
28	VTD001086529	C.E. BRADLEY LABORATORIES, INC.	BRATTLEBORO	26
29	VTD000649723	GENERAL ELECTRIC CO PLANT 3	RUTLAND	25
30	VTD020673299	US SAMICA CORPORATION	RUTLAND	24
31	VTP000003513	FORMER FORT ETHAN ALLEN	COLCHESTER & ESSEX	23
32	VTD093254381	THE FONDA GROUP, INC	ST. ALBANS	21
33	VTD002067254	THE BLODGETT OVEN CO. INC	BURLINGTON	21
34	VTD052980638	DOWTY CUSTOM ELECTRONICS, INC.	BRANDON	20
35	VTP000002098	CP RAIL	NEWPORT	20
36	VTP000003339	SIMMONDS PRECISION (HERCULES REMEDIATION	VERGENNES	19
37	VTP000002578	FLEMING OIL COMPANY	WEST BRATTLEBORO	19
38	VTD000636449	UNIVERSITY OF VT & STATE AGRICULTURAL CO	BURLINGTON	19
39	VTD002068096	MACK MOLDING COMPANY	ARLINGTON	18
40	VTD002493294	CHAMPLAIN CABLE CORPORATION	COLCHESTER	18
41	VTD064436074	EHV WEIDMANN IND. INC	ST JOHNSBURY	17
42	VTP000002270	BRADFORD OIL CO.	BRADFORD	16
43	VTP000003441	AGWAY ENERGY PRODUCTS	MIDDLEBURY	15
44	VTD982194193	S.B. COLLINS, INC	ST ALBANS	15
45	VTD001075886	MERIDEN-STINEHOUR PRESS	LUNENBURG	14
46	VTD001083468	RANDOLPH DIVISION OF ETHAN ALLEN INC.	RANDOLPH	13
47	VTD002065654	EVEREADY BATTERY CO.	ST. ALBANS	13
48	VTD001086149	BRYANT GRINDER CORP.	SPRINGFIELD	12
49	VTD001078757	G.S. PRECISION, INC.	WILMINGTON	11
50	VTD000509174	TANSITOR ELECTRONICS, INC.	BENNINGTON	9
TOTAL				37,644

NOTES: COLUMNS MAY NOT SUM DUE TO ROUNDING.
STATE MAY HAVE FEWER THAN FIFTY SHIPPERS.

VERMONT

1991 WASTE RECEIPTS

15 NUMBER OF RCRA HAZARDOUS WASTE RECEIVERS: 4

16 QUANTITY OF RCRA HAZARDOUS WASTE RECEIVED: 2,185 TONS

17 FIFTY LARGEST RCRA HAZARDOUS WASTE RECEIVERS, 1991

RANK	EPA ID	SITE NAME	CITY	QUANTITY RECEIVED (TONS)
1	VTD982766537	POLLUTION SOLUTIONS OF VERMONT, INC.	WILLISTON	1,427
2	VTD000791699	SAFETY-KLEEN CORP 2 105 01	BARRE	702
3	VTD002083434	GENERAL ELECTRIC CO	BURLINGTON	53
4	VTD002084705	IBM CORPORATION	ESSEX JCT	5
TOTAL				2,185

NOTES: COLUMNS MAY NOT SUM DUE TO ROUNDING.
STATE MAY HAVE FEWER THAN FIFTY FACILITIES THAT RECEIVED WASTE.

THERE WERE NO FACILITES IN VERMONT THAT REPORTED MANAGING (TREATING OR DISPOSING) RCRA HAZARDOUS WASTE THAT WAS RECEIVED FROM OFF SITE.

1991 IMPORTS AND EXPORTS

21 QUANTITY OF RCRA HAZARDOUS WASTE IMPORTED: 1,305 TONS

22 QUANTITY OF RCRA HAZARDOUS WASTE EXPORTED: 4,585,723 TONS

U.S. VIRGIN ISLANDS

1991 WASTE GENERATION

1 NUMBER OF RCRA LARGE QUANTITY GENERATORS (LQGS): 1

2 QUANTITY OF RCRA HAZARDOUS WASTE GENERATED: 811 TONS

3 FIFTY LARGEST RCRA HAZARDOUS WASTE GENERATORS IN THE STATE, 1991

RANK	EPA ID	SITE NAME	CITY	TOTAL GENERATED (TONS)
1	VID980536080	HESS OIL VIRGIN ISLANDS CORP(HOVIC)	ST. CROIX	811
TOTAL				811

NOTE: STATE MAY HAVE FEWER THAN FIFTY GENERATORS

U.S. VIRGIN ISLANDS

1991 WASTE GENERATION, CONTINUED

4 QUANTITIES OF WASTE GENERATED IN 1991 THAT WERE

- REPORTED WITH ONLY CHARACTERISTIC WASTE CODES
- REPORTED WITH ONLY LISTED WASTE CODES
- REPORTED WITH BOTH CHARACTERISTIC AND LISTED WASTE CODES

WASTE HAS ONLY CHARACTERISTIC CODES	TONS OF WASTE GENERATED	WASTE HAS ONLY LISTED CODES	TONS OF WASTE GENERATED	WASTE HAS BOTH CHARACTERISTIC AND LISTED CODES	TONS OF WASTE GENERATED
ONLY IGNITABLE	0	ONLY AN F CODE	217		
ONLY CORROSIVE	0	ONLY A K CODE	592		
ONLY REACTIVE	0	ONLY A P CODE	0		
ONLY D004-17	0	ONLY A U CODE	0		
ONLY D018-D043	3				
HAS MORE THAN ONE CHARACTERISTIC CODE	0	HAS MORE THAN ONE LISTED CODE	0		
TOTAL	3	TOTAL	808	TOTAL CHAR. AND LISTED	0

5 QUANTITIES OF WASTE GENERATED IN 1991 THAT WERE MULTIPLY CODED

WASTE HAS ONLY CHARACTERISTIC CODES BUT MORE THAN ONE APPLIES	TONS OF WASTE GENERATED	ONLY LISTED CODES BUT HAS MORE THAN ONE	TONS OF WASTE GENERATED	BOTH CHAR. & LISTED CODES	TONS OF WASTE GENERATED
HAS IGNITABLE CODE	0			IGN. W/ AT LEAST 1 LSTD	0
HAS CORROSIVE CODE	0			CORR. W/ AT LEAST 1 LSTD	0
HAS REACTIVE CODE	0			REACT. W/ AT LEAST 1 LSTD	0
HAS D004-D017 CODE	0			D004-17 W/ AT LEAST 1 LSTD	0
HAS D018-D043 CODE	0			D018-43 W/ AT LEAST 1 LSTD	0
		HAS AN F CODE	0	F WASTE W/ AT LEAST 1 CHAR	0
		HAS A K CODE	0	K WASTE W/ AT LEAST 1 CHAR	0
		HAS A P CODE	0	P WASTE W/ AT LEAST 1 CHAR	0
		HAS A U CODE	0	U WASTE W/ AT LEAST 1 CHAR	0
TOTAL	0	TOTAL	0	TOTAL	0

NOTE: COLUMNS DO NOT SUM TO TOTAL BECAUSE A WASTE CODE MAY APPLY TO MORE THAN ONE WASTE.
MIXTURES WITH IGNITABLE, CORROSIVE, REACTIVE, D004-17, AND D018-43 CHARACTERISTIC CODES ALSO MAY CONTAIN OTHER CHARACTERISTIC WASTE CODES.
SIMILARLY, WASTES WITH F,K,P, AND U LISTED CODES MAY HAVE OTHER LISTED WASTE CODES

U.S. VIRGIN ISLANDS

WASTE MANAGEMENT

6 NUMBER OF RCRA TSD FACILITIES: 2

7 QUANTITY OF RCRA HAZARDOUS WASTE MANAGED: 219 TONS

8 FIFTY LARGEST RCRA HAZARDOUS WASTE MANAGEMENT FACILITIES, 1991

RANK	EPAID	SITE NAME	CITY	TONS OF WASTE MANAGED
1	VID980536080	HESS OIL VIRGIN ISLANDS CORP(HOVIC)	ST. CROIX	219
TOTAL				219

NOTE: STATE MAY HAVE FEWER THAN FIFTY FACILITIES THAT MANAGED WASTES.
WASTE ONLY MANAGED BY STORAGE IS NOT INCLUDED.

U.S. VIRGIN ISLANDS

WASTE MANAGEMENT, CONTINUED

9 QUANTITY OF RCRA HAZARDOUS WASTE MANAGED BY MANAGEMENT METHOD, 1991

MANAGEMENT METHOD	SYSTEM TYPE CODE	QUANTITY MANAGED (TONS)	PERCENTAGE OF QUANTITY	NUMBER OF FACILITIES	PERCENTAGE OF FACILITIES
AQUEOUS ORGANIC TREATMENT	M081-M089	3	1	1	50
LAND TREATMENT / APPLICATION / FARMING	M131-DISP	217	99	1	50
TOTAL		219	100	1	100

10 MANAGEMENT METHOD, BY QUANTITY OF RCRA HAZARDOUS WASTE MANAGED, 1991

MANAGEMENT METHOD	SYSTEM TYPE CODE	QUANTITY MANAGED (TONS)	PERCENTAGE OF QUANTITY	NUMBER OF FACILITIES	PERCENTAGE OF FACILITIES
LAND TREATMENT / APPLICATION / FARMING	M131-DISP	217	99	1	50
AQUEOUS ORGANIC TREATMENT	M081-M089	3	1	1	50
TOTAL		219	100	1	100

11 MANAGEMENT METHOD AND QUANTITY OF RCRA HAZARDOUS WASTE MANAGED BY NUMBER OF FACILITIES, 1991

MANAGEMENT METHOD	SYSTEM TYPE CODE	QUANTITY MANAGED (TONS)	PERCENTAGE OF QUANTITY	NUMBER OF FACILITIES	PERCENTAGE OF FACILITIES
AQUEOUS ORGANIC TREATMENT	M081-M089	3	1	1	50
LAND TREATMENT / APPLICATION / FARMING	M131-DISP	217	99	1	50
TOTAL		219	100	1	100

NOTE: FACILITIES WITH ONLY STORAGE UNITS ARE EXCLUDED.
COLUMNS MAY NOT SUM DUE TO ROUNDING.
COLUMNS MAY NOT SUM TO TOTAL BECAUSE FACILITIES MAY HAVE MULTIPLE HANDLINGS METHODS.

1991 WASTE SHIPMENTS

12 NUMBER OF RCRA HAZARDOUS WASTE SHIPPERS: 1

13 QUANTITY OF RCRA HAZARDOUS WASTE SHIPPED: 321 TONS

14 FIFTY LARGEST RCRA HAZARDOUS WASTE SHIPPERS, 1991

RANK	EPA ID	SITE NAME	CITY	QUANTITY SHIPPED (TONS)
1	VID980536080	HESS OIL VIRGIN ISLANDS CORP(HOVIC)	ST. CROIX	321
TOTAL				321

NOTES: COLUMNS MAY NOT SUM DUE TO ROUNDING.
STATE MAY HAVE FEWER THAN FIFTY SHIPPERS.

U.S. VIRGIN ISLANDS

1991 WASTE RECEIPTS

16 QUANTITY OF RCRA HAZARDOUS WASTE RECEIVED: 0 TONS

THERE WERE NO FACILTIES IN THE U.S. VIRGIN ISLANDS THAT REPORTED RECEIVING HAZARDOUS WASTE.

1991 IMPORTS AND EXPORTS

THE U.S. VIRGIN ISLANDS DID NOT IMPORT ANY HAZARDOUS WASTE.

22 QUANTITY OF RCRA HAZARDOUS WASTE EXPORTED: 4,585,723 TONS

23 QUANTITY AND PERCENTAGE OF RCRA HAZARDOUS WASTEWATER AND NON-WASTEWATER MANAGEMENT IN 1991

MANAGEMENT TYPE	TONS	PERCENTAGE
WASTEWATER	3	1
NON-WASTEWATER	217	99
TOTAL	219	100

VIRGINIA

1991 WASTE GENERATION

1 NUMBER OF RCRA LARGE QUANTITY GENERATORS (LQGS): 264

2 QUANTITY OF RCRA HAZARDOUS WASTE GENERATED: 96,169 TONS

3 FIFTY LARGEST RCRA HAZARDOUS WASTE GENERATORS IN THE STATE, 1991

RANK	EPA ID	SITE NAME	CITY	TOTAL GENERATED (TONS)
1	VAD005007679	HOECHST CELANESE	NARROWS	8,794
2	VAD065385296	ALLIED-SIGNAL INC HOPEWELL PLT	HOPEWELL	7,017
3	VAD003122553	ROANOKE ELECTRIC STEEL CORPORATION	ROANOKE	5,925
4	VAD082881970	PIEDMONT MANUFACTURING CO	ALTAVISTA	4,550
5	VAD098442148	CONTROLS CORP OF AMERICA	VIRGINIA BEACH	4,100
6	VAD066000993	AMERICAN TELEPHONE & TELEGRAPH	RICHMOND	3,938
7	VAD003122165	HERCULES INCORPORATED	FRANKLIN	3,909
8	VAD050990357	AMOCO OIL CO. YORKTOWN VA REFINERY	GRAFTON	3,640
9	VAD003112836	WESTVACO CORPORATION CARBON DEPT	COVINGTON	3,225
10	VAD988170445	WAKO CHEMICALS USA INC	RICHMOND	3,018
11	VA6170061463	NAVAL BASE	NORFOLK	2,659
12	VAD980554539	E I DU PONT DE NEMOURS & COMPANY INC.	FRONT ROYAL	2,290
13	VA1210020730	HERCULES,INCORPORATED	RADFORD	1,973
14	VAD077942266	OLDOVER CORPORATION	ASHLAND	1,515
15	VA1170024813	NORFOLK NAVAL SHIPYARD	PORTSMOUTH	1,403
16	VAD009305137	E I DU PONT DE NEMOURS & COMPANY INC.	RICHMOND	1,380
17	VAD065417008	GRIFFIN PIPE PRODUCTS COMPANY	LYNCHBURG	1,351
18	VAD003111416	PRILLAMAN CHEMICAL CORPORATION	MARTINSVILLE	1,340
19	VAD001307495	NEWPORT NEWS SHIPBUILDING	NEWPORT NEWS	1,288
20	VAD982362428	CANON VIRGINIA INC.	NEWPORT NEWS	1,242
21	VAD000820506	LYNCHBURG FOUNDRY COMPANY ARCHER CREEK	LYNCHBURG	1,111
22	VAD086302866	HUNTSMAN CHEMICAL CORP	CHESAPEAKE	1,052
23	VAD981034895	AUTOMATA, INC.	STERLING	933
24	VAD000798702	WESTVACO FCD PLANT II	RICHMOND	911
25	VA8170024170	NAVAL WEAPONS STATION	YORKTOWN	910
26	VAD098444474	AMP INCORPORATED	HARRISONBURG	875
27	VAD003114832	E I DU PONT DE NEMOURS & COMPANY INC.	WAYNESBORO	808
28	VAD054039961	FEDERAL MOGUL CORPORATION	BLACKSBURG	803
29	VAD055046049	COOK COMPOSITES & POLYMERS COMPANY	CHATHAM	775
30	VAD064872575	IBM CORPORATION	MANASSAS	767
31	VAD083059311	VIRGINIA GALVANIZING CORP	ASHLAND	754
32	VAD010063006	LYNCHBURG FOUNDRY COMPANY	RADFORD	633
33	VAD000019828	AKZO COATINGS	ROANOKE	613
34	VAD003129640	BRUNSWICK CORPORATION	MARION	597
35	VAD003109444	CARPENTER, E R CO INC	RICHMOND	592
36	VAD000820514	LYNCHBURG FOUNDRY COMPANY LOWER BASIN	LYNCHBURG	574
37	VAD988170684	HICKSON DANCHEM CORPORATION	DANVILLE	573
38	VAD046960449	BABCOCK & WILCOX NNFD	LYNCHBURG	536
39	VAD980551782	GE FANUC AUTOMATION	CHARLOTTESVILLE	521
40	VAD980714588	WESTVACO FDC COFER ROAD PLANT	RICHMOND	468
41	VAD098443443	OLDOVER CORPORATION	ARVONIA	443
42	VA5170022482	NAVAL AMPHIBOUS BASE	NORFOLK	425
43	VAD076670959	ALLIED COLLOIDS INC.	SUFFOLK	415
44	VAD003132438	GENICOM CORPORATION	WAYNESBORO	410
45	VAD046979498	RICHMOND GRAVURE DIVISION OF INTERNATION	RICHMOND	383
46	VA7170024684	NAVAL SURFACE WARFARE CENTER	DAHLGREN	377
47	VAD065378515	REYNOLDS METALS CO BELLWOOD PRINTING	RICHMOND	375
48	VAD059174367	ROCHESTER CORPORATION, THE	CULPEPER	368
49	VAD065386906	CHEMTREAT INC	ASHLAND	343
50	VAD010070043	HOWMET CORPORATION	HAMPTON	322
TOTAL				83,223

NOTE: STATE MAY HAVE FEWER THAN FIFTY GENERATORS

VIRGINIA

1991 WASTE GENERATION, CONTINUED

4 QUANTITIES OF WASTE GENERATED IN 1991 THAT WERE

- REPORTED WITH ONLY CHARACTERISTIC WASTE CODES
- REPORTED WITH ONLY LISTED WASTE CODES
- REPORTED WITH BOTH CHARACTERISTIC AND LISTED WASTE CODES

WASTE HAS ONLY CHARACTERISTIC CODES	TONS OF WASTE GENERATED	WASTE HAS ONLY LISTED CODES	TONS OF WASTE GENERATED	WASTE HAS BOTH CHARACTERISTIC AND LISTED CODES	TONS OF WASTE GENERATED
ONLY IGNITABLE	3,513	ONLY AN F CODE	12,003		
ONLY CORROSIVE	6,524	ONLY A K CODE	8,406		
ONLY REACTIVE	1,839	ONLY A P CODE	56		
ONLY D004-17	13,670	ONLY A U CODE	1,415		
ONLY D018-D043	2,406				
HAS MORE THAN ONE CHARACTERISTIC CODE	18,739	HAS MORE THAN ONE LISTED CODE	116		
TOTAL	46,691	TOTAL	21,996	TOTAL CHAR. AND LISTED	27,481

5 QUANTITIES OF WASTE GENERATED IN 1991 THAT WERE MULTIPLY CODED

WASTE HAS ONLY CHARACTERISTIC CODES BUT MORE THAN ONE APPLIES	TONS OF WASTE GENERATED	ONLY LISTED CODES BUT HAS MORE THAN ONE	TONS OF WASTE GENERATED	BOTH CHAR. & LISTED CODES	TONS OF WASTE GENERATED
HAS IGNITABLE CODE	14,071			IGN. W/ AT LEAST 1 LSTD	15,514
HAS CORROSIVE CODE	15,741			CORR. W/ AT LEAST 1 LSTD	1,257
HAS REACTIVE CODE	282			REACT. W/ AT LEAST 1 LSTD	250
HAS D004-D017 CODE	6,256			D004-17 W/ AT LEAST 1 LSTD	7,261
HAS D018-D043 CODE	2,529			D018-43 W/ AT LEAST 1 LSTD	15,995
		HAS AN F CODE	115	F WASTE W/ AT LEAST 1 CHAR	26,551
		HAS A K CODE	0	K WASTE W/ AT LEAST 1 CHAR	812
		HAS A P CODE	1	P WASTE W/ AT LEAST 1 CHAR	24
		HAS A U CODE	116	U WASTE W/ AT LEAST 1 CHAR	260
TOTAL	18,739	TOTAL	116	TOTAL	27,481

NOTE: COLUMNS DO NOT SUM TO TOTAL BECAUSE A WASTE CODE MAY APPLY TO MORE THAN ONE WASTE.
MIXTURES WITH IGNITABLE, CORROSIVE, REACTIVE, D004-17, AND D018-43 CHARACTERISTIC CODES ALSO MAY CONTAIN OTHER CHARACTERISTIC WASTE CODES.
SIMILARLY, WASTES WITH F,K,P, AND U LISTED CODES MAY HAVE OTHER LISTED WASTE CODES

VIRGINIA

WASTE MANAGEMENT

6 NUMBER OF RCRA TSD FACILITIES: 66

7 QUANTITY OF RCRA HAZARDOUS WASTE MANAGED: 126,998 TONS

8 FIFTY LARGEST RCRA HAZARDOUS WASTE MANAGEMENT FACILITIES, 1991

RANK	EPAID	SITE NAME	CITY	TONS OF WASTE MANAGED
1	VAD003122165	HERCULES INCORPORATED	FRANKLIN	46,480
2	VAD077942266	OLDOVER CORPORATION	ASHLAND	16,789
3	VAD042755082	SOLITE CORPORATION A F OLD PLANT	ARVONIA	15,511
4	VAD098443443	OLDOVER CORPORATION	ARVONIA	13,951
5	VAD005007679	HOECHST CELANESE	NARROWS	8,743
6	VAD086293719	ERC PRE-TREATMENT FACILITY	RICHMOND	7,808
7	VAD065385296	ALLIED-SIGNAL INC HOPEWELL PLT	HOPEWELL	6,835
8	VAD003111416	PRILLAMAN CHEMICAL CORPORATION	MARTINSVILLE	3,906
9	VAD050990357	AMOCO OIL CO. YORKTOWN VA REFINERY	GRAFTON	1,930
10	VAD065417008	GRIFFIN PIPE PRODUCTS COMPANY	LYNCHBURG	1,345
11	VA1210020730	HERCULES,INCORPORATED	RADFORD	766
12	VAD988175055	BELPAR ENVIRONMENTAL INC.	PRINCE GEORGE	741
13	VAD055046049	COOK COMPOSITES & POLYMERS COMPANY	CHATHAM	697
14	VAD000820506	LYNCHBURG FOUNDRY COMPANY ARCHER CREEK	LYNCHBURG	589
15	VAD003114832	E I DU PONT DE NEMOURS & COMPANY INC.	WAYNESBORO	291
16	VAD046979498	RICHMOND GRAVURE DIVISION OF INTERNATION	RICHMOND	173
17	VA8170024170	NAVAL WEAPONS STATION	YORKTOWN	120
18	VAD023741705	ATLANTIC RESEARCH CORPORATION	GAINESVILLE	109
19	VAD003122553	ROANOKE ELECTRIC STEEL CORPORATION	ROANOKE	68
20	VA7170024684	NAVAL SURFACE WARFARE CENTER	DAHLGREN	55
21	VAD001307495	NEWPORT NEWS SHIPBUILDING	NEWPORT NEWS	34
22	VAD089022685	C-K COMPANY	SOUTH BOSTON	31
23	VA7800020888	NASA/GSFC	WALLOPS ISLAND	12
24	VAD981112618	ATLANTIC RESEARCH CORPORATION	RHOADSVILLE	9
25	VAD093012417	MILES INC.	MIDDLETOWN	6
26	VAD083056507	BLUE BIRD EAST	BUENA VISTA	2
27	VA2210020416	U.S. ARMY FORT A.P. HILL	BOWLING GREEN	0
TOTAL				126,998

NOTE: STATE MAY HAVE FEWER THAN FIFTY FACILITIES THAT MANAGED WASTES.
WASTE ONLY MANAGED BY STORAGE IS NOT INCLUDED.

VIRGINIA

WASTE MANAGEMENT, CONTINUED

9 QUANTITY OF RCRA HAZARDOUS WASTE MANAGED BY MANAGEMENT METHOD, 1991

MANAGEMENT METHOD	SYSTEM TYPE CODE	QUANTITY MANAGED (TONS)	PERCENTAGE OF QUANTITY	NUMBER OF FACILITIES	PERCENTAGE OF FACILITIES
SOLVENTS RECOVERY	M021-M029	3,942	3	3	10
OTHER RECOVERY	M031-M039	2,671	2	2	7
INCINERATION	M041-M049	12,183	10	5	17
ENERGY RECOVERY (REUSE AS FUEL)	M051-M059	51,017	40	6	20
AQUEOUS ORGANIC TREATMENT	M081-M089	11,960	9	2	7
SLUDGE TREATMENT	M101-M109	31	0	1	3
STABILIZATION	M111-M119	1,413	1	2	7
OTHER TREATMENT	M121-M129	43,781	34	8	27
OTHER DISPOSAL SPECIFIED IN COMMENTS	M137-DISP	0	0	1	3
TOTAL		126,998	100	27	100

10 MANAGEMENT METHOD, BY QUANTITY OF RCRA HAZARDOUS WASTE MANAGED, 1991

MANAGEMENT METHOD	SYSTEM TYPE CODE	QUANTITY MANAGED (TONS)	PERCENTAGE OF QUANTITY	NUMBER OF FACILITIES	PERCENTAGE OF FACILITIES
ENERGY RECOVERY (REUSE AS FUEL)	M051-M059	51,017	40	6	20
OTHER TREATMENT	M121-M129	43,781	34	8	27
INCINERATION	M041-M049	12,183	10	5	17
AQUEOUS ORGANIC TREATMENT	M081-M089	11,960	9	2	7
SOLVENTS RECOVERY	M021-M029	3,942	3	3	10
OTHER RECOVERY	M031-M039	2,671	2	2	7
STABILIZATION	M111-M119	1,413	1	2	7
SLUDGE TREATMENT	M101-M109	31	0	1	3
OTHER DISPOSAL SPECIFIED IN COMMENTS	M137-DISP	0	0	1	3
TOTAL		126,998	100	27	100

11 MANAGEMENT METHOD AND QUANTITY OF RCRA HAZARDOUS WASTE MANAGED BY NUMBER OF FACILITIES, 1991

MANAGEMENT METHOD	SYSTEM TYPE CODE	QUANTITY MANAGED (TONS)	PERCENTAGE OF QUANTITY	NUMBER OF FACILITIES	PERCENTAGE OF FACILITIES
OTHER TREATMENT	M121-M129	43,781	34	8	27
ENERGY RECOVERY (REUSE AS FUEL)	M051-M059	51,017	40	6	20
INCINERATION	M041-M049	12,183	10	5	17
SOLVENTS RECOVERY	M021-M029	3,942	3	3	10
OTHER RECOVERY	M031-M039	2,671	2	2	7
AQUEOUS ORGANIC TREATMENT	M081-M089	11,960	9	2	7
STABILIZATION	M111-M119	1,413	1	2	7
SLUDGE TREATMENT	M101-M109	31	0	1	3
OTHER DISPOSAL SPECIFIED IN COMMENTS	M137-DISP	0	0	1	3
TOTAL		126,998	100	27	100

NOTE: FACILITIES WITH ONLY STORAGE UNITS ARE EXCLUDED.
COLUMNS MAY NOT SUM DUE TO ROUNDING.
COLUMNS MAY NOT SUM TO TOTAL BECAUSE FACILITIES MAY HAVE MULTIPLE HANDLINGS METHODS.

VIRGINIA

1991 WASTE SHIPMENTS

12 NUMBER OF RCRA HAZARDOUS WASTE SHIPPERS: 262

13 QUANTITY OF RCRA HAZARDOUS WASTE SHIPPED: 69,294 TONS

14 FIFTY LARGEST RCRA HAZARDOUS WASTE SHIPPERS, 1991

RANK	EPA ID	SITE NAME	CITY	QUANTITY SHIPPED (TONS)
1	VAD003122553	ROANOKE ELECTRIC STEEL CORPORATION	ROANOKE	5,857
2	VAD082881970	PIEDMONT MANUFACTURING CO	ALTAVISTA	4,561
3	VAD066000993	AMERICAN TELEPHONE & TELEGRAPH	RICHMOND	3,936
4	VAD003114832	E I DU PONT DE NEMOURS & COMPANY INC.	WAYNESBORO	3,598
5	VA6170061463	NAVAL BASE	NORFOLK	3,539
6	VAD003112836	WESTVACO CORPORATION CARBON DEPT	COVINGTON	3,225
7	VAD980554539	E I DU PONT DE NEMOURS & COMPANY INC.	FRONT ROYAL	2,271
8	VAD050990357	AMOCO OIL CO. YORKTOWN VA REFINERY	GRAFTON	1,711
9	VAD077942266	OLDOVER CORPORATION	ASHLAND	1,515
10	VAD000737346	SAFETY-KLEEN CORP.	CHESAPEAKE	1,397
11	VAD003111416	PRILLAMAN CHEMICAL CORPORATION	MARTINSVILLE	1,340
12	VA1170024813	NORFOLK NAVAL SHIPYARD	PORTSMOUTH	1,326
13	VAD009305137	E I DU PONT DE NEMOURS & COMPANY INC.	RICHMOND	1,320
14	VAD981043011	SAFETY-KLEEN CORP.	CHESTER	1,230
15	VA1210020730	HERCULES,INCORPORATED	RADFORD	1,207
16	VAD001307495	NEWPORT NEWS SHIPBUILDING	NEWPORT NEWS	1,183
17	VAD000737361	SAFETY-KLEEN CORP.	VINTON	1,086
18	VAD086302866	HUNTSMAN CHEMICAL CORP	CHESAPEAKE	1,052
19	VAD981034895	AUTOMATA, INC.	STERLING	933
20	VAD981042955	SAFETY-KLEEN CORP.	BRISTOL	925
21	VAD000798702	WESTVACO FCD PLANT II	RICHMOND	911
22	VAD064872575	IBM CORPORATION	MANASSAS	879
23	VAD098444474	AMP INCORPORATED	HARRISONBURG	876
24	VA8170024170	NAVAL WEAPONS STATION	YORKTOWN	860
25	VAD054039961	FEDERAL MOGUL CORPORATION	BLACKSBURG	803
26	VAD083059311	VIRGINIA GALVANIZING CORP	ASHLAND	754
27	VAD000820506	LYNCHBURG FOUNDRY COMPANY ARCHER CREEK	LYNCHBURG	743
28	VAD000019828	AKZO COATINGS	ROANOKE	613
29	VAD003129640	BRUNSWICK CORPORATION	MARION	597
30	VAD003109444	CARPENTER, E R CO INC	RICHMOND	592
31	VAD000820514	LYNCHBURG FOUNDRY COMPANY LOWER BASIN	LYNCHBURG	575
32	VAD988170684	HICKSON DANCHEM CORPORATION	DANVILLE	572
33	VAD980551782	GE FANUC AUTOMATION	CHARLOTTESVILLE	516
34	VAD980714588	WESTVACO FDC COFER ROAD PLANT	RICHMOND	468
35	VAD098443443	OLDOVER CORPORATION	ARVONIA	443
36	VAD076670959	ALLIED COLLOIDS INC.	SUFFOLK	390
37	VA5170022482	NAVAL AMPHIBOUS BASE	NORFOLK	385
38	VAD065378515	REYNOLDS METALS CO BELLWOOD PRINTING	RICHMOND	375
39	VAD065386906	CHEMTREAT INC	ASHLAND	343
40	VAD010063006	LYNCHBURG FOUNDRY COMPANY	RADFORD	342
41	VAD003132438	GENICOM CORPORATION	WAYNESBORO	334
42	VA7170024684	NAVAL SURFACE WARFARE CENTER	DAHLGREN	332
43	VAD010070043	HOWMET CORPORATION	HAMPTON	322
44	VAD066003161	VOLVO GM HEAVY TRUCK CORP	DUBLIN	319
45	VAD001807031	CORNING INCORPORATED	DANVILLE	302
46	VAD062357298	MARLEY MOULDINGS INC	MARION	302
47	VAD056907611	MARATHON OIL CO	ROANOKE	299
48	VA4690320235	U.S. COAST GUARD SUPPORT CENTER	PORTSMOUTH	282
49	VAD062373600	ASHLAND CHEMICAL, INC.	ROANOKE	264
50	VAD003109360	J W FERGUSSON & SONS INC.	RICHMOND	228
TOTAL				58,237

NOTES: COLUMNS MAY NOT SUM DUE TO ROUNDING.
STATE MAY HAVE FEWER THAN FIFTY SHIPPERS.

VIRGINIA

1991 WASTE RECEIPTS

15 NUMBER OF RCRA HAZARDOUS WASTE RECEIVERS: 18

16 QUANTITY OF RCRA HAZARDOUS WASTE RECEIVED: 68,030 TONS

17 FIFTY LARGEST RCRA HAZARDOUS WASTE RECEIVERS, 1991

RANK	EPA ID	SITE NAME	CITY	QUANTITY RECEIVED (TONS)
1	VAD077942266	OLDOVER CORPORATION	ASHLAND	16,789
2	VAD042755082	SOLITE CORPORATION A F OLD PLANT	ARVONIA	15,510
3	VAD098443443	OLDOVER CORPORATION	ARVONIA	13,951
4	VA6170061463	NAVAL BASE	NORFOLK	12,305
5	VAD003111416	PRILLAMAN CHEMICAL CORPORATION	MARTINSVILLE	2,045
6	VAD086293719	ERC PRE-TREATMENT FACILITY	RICHMOND	1,687
7	VAD981043011	SAFETY-KLEEN CORP.	CHESTER	1,385
8	VAD000737346	SAFETY-KLEEN CORP.	CHESAPEAKE	1,324
9	VAD000737361	SAFETY-KLEEN CORP.	VINTON	1,058
10	VAD988175055	BELPAR ENVIRONMENTAL INC.	PRINCE GEORGE	741
11	VAD981042955	SAFETY-KLEEN CORP.	BRISTOL	705
12	VAD062373600	ASHLAND CHEMICAL, INC.	ROANOKE	266
13	VAD000820506	LYNCHBURG FOUNDRY COMPANY ARCHER CREEK	LYNCHBURG	221
14	VA1170024813	NORFOLK NAVAL SHIPYARD	PORTSMOUTH	24
15	VA7800020888	NASA/GSFC	WALLOPS ISLAND	12
16	VA7170024684	NAVAL SURFACE WARFARE CENTER	DAHLGREN	5
17	VA8170024170	NAVAL WEAPONS STATION	YORKTOWN	1
18	VA2210020416	U.S. ARMY FORT A.P. HILL	BOWLING GREEN	0
TOTAL				68,030

NOTES: COLUMNS MAY NOT SUM DUE TO ROUNDING.
STATE MAY HAVE FEWER THAN FIFTY FACILITIES THAT RECEIVED WASTE.

VIRGINIA

1991 WASTE RECEIPTS, CONTINUED

18 QUANTITY OF RCRA HAZARDOUS WASTE MANAGED, BY MANAGEMENT METHOD, LIMITED TO WASTE RECEIVED FROM OFF SITE, 1991

MANAGEMENT METHOD	SYSTEM TYPE CODE	QUANTITY MANAGED (TONS)	PERCENTAGE OF QUANTITY	NUMBER OF FACILITIES	PERCENTAGE OF FACILITIES
SOLVENTS RECOVERY	M021-M029	2,045	4	1	9
OTHER RECOVERY	M031-M039	741	1	1	9
INCINERATION	M041-M049	12	0	1	9
ENERGY RECOVERY (REUSE AS FUEL)	M051-M059	46,249	91	3	27
AQUEOUS ORGANIC TREATMENT	M081-M089	1,687	3	1	9
OTHER TREATMENT	M121-M129	227	0	3	27
OTHER DISPOSAL SPECIFIED IN COMMENTS	M137-DISP	0	0	1	9
TOTAL		50,963	100	11	100

19 MANAGEMENT METHOD, BY QUANTITY OF RCRA HAZARDOUS WASTE MANAGED, LIMITED TO WASTE RECEIVED FROM OFF SITE, 1991

MANAGEMENT METHOD	SYSTEM TYPE CODE	QUANTITY MANAGED (TONS)	PERCENTAGE OF QUANTITY	NUMBER OF FACILITIES	PERCENTAGE OF FACILITIES
ENERGY RECOVERY (REUSE AS FUEL)	M051-M059	46,249	91	3	27
SOLVENTS RECOVERY	M021-M029	2,045	4	1	9
AQUEOUS ORGANIC TREATMENT	M081-M089	1,687	3	1	9
OTHER RECOVERY	M031-M039	741	1	1	9
OTHER TREATMENT	M121-M129	227	0	3	27
INCINERATION	M041-M049	12	0	1	9
OTHER DISPOSAL SPECIFIED IN COMMENTS	M137-DISP	0	0	1	9
TOTAL		50,963	100	11	100

20 MANAGEMENT METHOD AND QUANTITY OF RCRA HAZARDOUS WASTE MANAGED, BY NUMBER OF FACILITIES, LIMITED TO WASTE RECEIVED FROM OFF SITE, 1991

MANAGEMENT METHOD	SYSTEM TYPE CODE	QUANTITY MANAGED (TONS)	PERCENTAGE OF QUANTITY	NUMBER OF FACILITIES	PERCENTAGE OF FACILITIES
ENERGY RECOVERY (REUSE AS FUEL)	M051-M059	46,249	91	3	27
OTHER TREATMENT	M121-M129	227	0	3	27
SOLVENTS RECOVERY	M021-M029	2,045	4	1	9
OTHER RECOVERY	M031-M039	741	1	1	9
INCINERATION	M041-M049	12	0	1	9
AQUEOUS ORGANIC TREATMENT	M081-M089	1,687	3	1	9
OTHER DISPOSAL SPECIFIED IN COMMENTS	M137-DISP	0	0	1	9
TOTAL		50,963	100	11	100

NOTE: FACILITIES WITH ONLY STORAGE UNITS ARE EXCLUDED
COLUMNS MAY NOT SUM DUE TO ROUNDING.
COLUMNS MAY NOT SUM TO TOTAL BECAUSE FACILITIES MAY HAVE MULTIPLE HANDLINGS METHODS.

VIRGINIA

1991 IMPORTS AND EXPORTS

21 QUANTITY OF RCRA HAZARDOUS WASTE IMPORTED: 27,226 TONS

22 QUANTITY OF RCRA HAZARDOUS WASTE EXPORTED: 4,585,723 TONS

23 QUANTITY AND PERCENTAGE OF RCRA HAZARDOUS WASTEWATER AND NON-WASTEWATER MANAGEMENT IN 1991

MANAGEMENT TYPE	TONS	PERCENTAGE
WASTEWATER	56,439	44
NON-WASTEWATER	70,559	56
TOTAL	126,998	100

WASHINGTON

1991 WASTE GENERATION

1 NUMBER OF RCRA LARGE QUANTITY GENERATORS (LQGS): 939

2 QUANTITY OF RCRA HAZARDOUS WASTE GENERATED: 14,726,588 TONS

3 FIFTY LARGEST RCRA HAZARDOUS WASTE GENERATORS IN THE STATE, 1991

RANK	EPA ID	SITE NAME	CITY	TOTAL GENERATED (TONS)
1	WAD069548154	ARCO PRODUCTS CO	FERNDALE	5,110,410
2	WAD009275082	SHELL OIL COMPANY	ANACORTES	3,340,516
3	WAD009276197	TEXACO REFINING AND MARKETING	ANACORTES	2,872,898
4	WAD009250366	BP OIL COMPANY FERNDALE REFINE	FERNDALE	1,520,446
5	WAD041337130	BOEING - AUBURN	AUBURN	1,162,451
6	WAD009491200	INDUSTRIAL-PLATING-CORP.	SEATTLE	198,049
7	WAD048440424	KEY TRONIC CORPORATION	SPOKANE	116,548
8	WAD041585464	BOEING EVERETT	EVERETT	58,464
9	WAD980982912	BOEING - THOMPSON SITE	SEATTLE	49,912
10	WAD041920554	ASKO PROCESSING INC	SEATTLE	32,047
11	WAD982652828	BOEING - GATEWAY	TUKWILA	30,094
12	WAD009041450	WEYERHAEUSER COMPANY	LONGVIEW	18,630
13	WAD009262171	BOEING - RENTON	RENTON	17,838
14	WAD000812909	BURLINGTON ENVIRONMENTAL INC.	SEATTLE	16,776
15	WAD089343354	CIRCUIT SERVICES INC.	BELLEVUE	16,292
16	WAD063341424	PROTECTIVE COATING INC	KENT	13,787
17	WAD009244864	NORTHWEST PLATING, INC.	SEATTLE	12,001
18	WAD058367152	NORTHWEST ENVIROSERVICE INC	SEATTLE	11,143
19	WA2170023418	PUGET SOUND NAVAL SHIPYARD	BREMERTON	8,256
20	WAD000711994	PUGET SOUND POWER & LIGHT COMP	ORTING	8,054
21	WA7890008967	DEPARTMENT OF ENERGY	RICHLAND	7,827
22	WAD988468286	EKA NOBEL INC	MOSES LAKE	7,572
23	WAD009253246	ELF ATOCHEM NORTH AMERICA	TACOMA	7,225
24	WAD057068561	REYNOLDS METALS COMPANY	LONGVIEW	6,771
25	WAD980982037	BOEING - NORTH BOEING FIELD	SEATTLE	6,765
26	WAD991281767	BURLINGTON ENVIRONMENTAL INC.	KENT	6,289
27	WAD001882984	KAISER ALUMINUM - TACOMA WORKS	TACOMA	5,098
28	WAD009270794	WENATCHEE WORKS OF ALCOA	WENATCHEE	4,667
29	WAD988487583	SALMON BAY STEEL CORP.	SEATTLE	4,621
30	WAD009256819	BOEING - PLANT 2	SEATTLE	4,024
31	WAD981766751	VANALCO INC	VANCOUVER	3,952
32	WAD981769110	SOL-PRO INC	TACOMA	3,324
33	WAD092300250	BURLINGTON ENVIRONMENTAL, INC.	WASHOUGAL	2,703
34	WAD981773849	US EPA TIME OIL TMT WELL	TACOMA	2,640
35	WAD009488131	INTALCO ALUMINUM CORPORATION	FERNDALE	2,612
36	WAD061670766	BOEING - AEROSPACE & ELECTRONI	KENT	1,847
37	WAD009249509	KENWORTH TRUCK COMPANY	TUKWILA	1,558
38	WAD020257945	BURLINGTON ENVIRONMENTAL INC.	TACOMA	1,215
39	WAD042480210	SALMON BAY STEEL CORPORATION	KENT	1,107
40	WA8570024200	MCCHORD AIR FORCE BASE	MCCHORD AFB	1,056
41	WAD980982706	PORT OF SEATTLE TERMINAL 91	SEATTLE	1,002
42	WAD000834408	CHEVRON USA INC. PT. WELLS DIS	SEATTLE	869
43	WAD988491528	ARROW TRANSPORTATION KELSO TRK	LONGVIEW	805
44	WAD980975759	EXIDE CORP.	SUMNER	785
45	WAD009624453	BOOMSNUBCORP & PACIFIC NW PLAT	VANCOUVER	764
46	WAD130586621	PRECISION CIRCUITS INC	LYNNWOOD	733
47	WAD009265851	SEATTLE STEEL, INC.	SEATTLE	683
48	WAD980738512	NORTHWEST PROCESSING INC	TACOMA	635
49	WAD009067281	KAISER ALUMINUM & CHEM. CORP.	SPOKANE	631
50	WAD980833099	SEH AMERICA INC.	VANCOUVER	613
TOTAL				14,705,005

NOTE: STATE MAY HAVE FEWER THAN FIFTY GENERATORS

WASHINGTON

1991 WASTE GENERATION, CONTINUED

4 QUANTITIES OF WASTE GENERATED IN 1991 THAT WERE

- REPORTED WITH ONLY CHARACTERISTIC WASTE CODES
- REPORTED WITH ONLY LISTED WASTE CODES
- REPORTED WITH BOTH CHARACTERISTIC AND LISTED WASTE CODES

WASTE HAS ONLY CHARACTERISTIC CODES	TONS OF WASTE GENERATED	WASTE HAS ONLY LISTED CODES	TONS OF WASTE GENERATED	WASTE HAS BOTH CHARACTERISTIC AND LISTED CODES	TONS OF WASTE GENERATED
ONLY IGNITABLE	2,458	ONLY AN F CODE	8,453		
ONLY CORROSIVE	135,623	ONLY A K CODE	29,929		
ONLY REACTIVE	8	ONLY A P CODE	47		
ONLY D004-17	1,307,412	ONLY A U CODE	529		
ONLY D018-D043	9,512,385				
HAS MORE THAN ONE CHARACTERISTIC CODE	41,771	HAS MORE THAN ONE LISTED CODE	290		
TOTAL	10,999,657	TOTAL	39,248	TOTAL CHAR. AND LISTED	3,687,683

5 QUANTITIES OF WASTE GENERATED IN 1991 THAT WERE MULTIPLY CODED

WASTE HAS ONLY CHARACTERISTIC CODES BUT MORE THAN ONE APPLIES	TONS OF WASTE GENERATED	ONLY LISTED CODES BUT HAS MORE THAN ONE	TONS OF WASTE GENERATED	BOTH CHAR. & LISTED CODES	TONS OF WASTE GENERATED
HAS IGNITABLE CODE	9,290			IGN. W/ AT LEAST 1 LSTD	11,240
HAS CORROSIVE CODE	15,835			CORR. W/ AT LEAST 1 LSTD	704
HAS REACTIVE CODE	5,538			REACT. W/ AT LEAST 1 LSTD	272
HAS D004-D017 CODE	38,160			D004-17 W/ AT LEAST 1 LSTD	312,183
HAS D018-D043 CODE	25,348			D018-43 W/ AT LEAST 1 LSTD	3,384,156
		HAS AN F CODE	224	F WASTE W/ AT LEAST 1 CHAR	3,685,900
		HAS A K CODE	21	K WASTE W/ AT LEAST 1 CHAR	1,264
		HAS A P CODE	91	P WASTE W/ AT LEAST 1 CHAR	48
		HAS A U CODE	243	U WASTE W/ AT LEAST 1 CHAR	774
TOTAL	41,771	TOTAL	290	TOTAL	3,687,683

NOTE: COLUMNS DO NOT SUM TO TOTAL BECAUSE A WASTE CODE MAY APPLY TO MORE THAN ONE WASTE.
MIXTURES WITH IGNITABLE, CORROSIVE, REACTIVE, D004-17, AND D018-43 CHARACTERISTIC CODES ALSO MAY CONTAIN OTHER CHARACTERISTIC WASTE CODES.
SIMILARLY, WASTES WITH F,K,P, AND U LISTED CODES MAY HAVE OTHER LISTED WASTE CODES

WASHINGTON

WASTE MANAGEMENT

6 NUMBER OF RCRA TSD FACILITIES: 66

7 QUANTITY OF RCRA HAZARDOUS WASTE MANAGED: 10,477,204 TONS

8 FIFTY LARGEST RCRA HAZARDOUS WASTE MANAGEMENT FACILITIES, 1991

RANK	EPAID	SITE NAME	CITY	TONS OF WASTE MANAGED
1	WAD069548154	ARCO PRODUCTS CO	FERNDALE	5,110,162
2	WAD009275082	SHELL OIL COMPANY	ANACORTES	3,340,005
3	WAD009250366	BP OIL COMPANY FERNDALE REFINE	FERNDALE	1,520,400
4	WAD009491200	INDUSTRIAL-PLATING-CORP.	SEATTLE	198,000
5	WAD048440424	KEY TRONIC CORPORATION	SPOKANE	116,275
6	WAD041585464	BOEING EVERETT	EVERETT	55,298
7	WAD982652828	BOEING - GATEWAY	TUKWILA	30,093
8	WAD009262171	BOEING - RENTON	RENTON	16,603
9	WAD089343354	CIRCUIT SERVICES INC.	BELLEVUE	16,203
10	WAD063341424	PROTECTIVE COATING INC	KENT	13,733
11	WA7890008967	DEPARTMENT OF ENERGY	RICHLAND	13,222
12	WAD009244864	NORTHWEST PLATING, INC.	SEATTLE	12,000
13	WAD020257945	BURLINGTON ENVIRONMENTAL INC.	TACOMA	10,974
14	WAD058367152	NORTHWEST ENVIROSERVICE INC	SEATTLE	9,145
15	WAD980982037	BOEING - NORTH BOEING FIELD	SEATTLE	5,104
16	WAD009488131	INTALCO ALUMINUM CORPORATION	FERNDALE	2,597
17	WAD092300250	BURLINGTON ENVIRONMENTAL, INC.	WASHOUGAL	1,197
18	WA2170023418	PUGET SOUND NAVAL SHIPYARD	BREMERTON	983
19	WAD980975759	EXIDE CORP.	SUMNER	784
20	WAD980738512	NORTHWEST PROCESSING INC	TACOMA	776
21	WAD130586621	PRECISION CIRCUITS INC	LYNNWOOD	708
22	WAD037991528	WASHINGTON CHEMICAL INC	SPOKANE	481
23	WAD000602797	UNION CARBIDE CHEM.&PLASTICS C	WASHOUGAL	361
24	WAD990828402	SIEMENS NUCLEAR POWER CORP.	RICHLAND	336
25	WAD042800656	SANDVIK SPECIAL METALS CORPORA	FINLEY	321
26	WAD988474078	CIRCUIT TECHNOLOGY INC	REDMOND	231
27	WAD088722947	TRI-COATINGS	EVERETT	221
28	WAD980723449	TRAMCO INC.	EVERETT	195
29	WAD010211415	HYDRAULIC REPAIR & DESIGN	KENT	177
30	WAD061669644	PENBERTHY ELECTROMELT INTL INC	SEATTLE	169
31	WAD027543032	SOL-PRO INC	TACOMA	85
32	WAD038529137	SURFTECH FINISHES CO. INC.	KENT	76
33	WAD980975049	CIRCUIT TECHNOLOGY INC	KIRKLAND	66
34	WAD000064642	JOHNSON MATTHEY ELECTRONICS IN	SPOKANE	62
35	WAD988476149	ARTISAN FINISHING SYSTEMS INC	MARYSVILLE	43
36	WAD009249392	SUNDSTRAND DATA CONTROL	REDMOND	30
37	WAD067549196	JONES CHEMICALS INC	TACOMA	25
38	WAD980833099	SEH AMERICA INC.	VANCOUVER	23
39	WAD118965748	ELDEC CORPORATION-NORTH CREEK	BOTHELL	17
40	WAD000812909	BURLINGTON ENVIRONMENTAL INC.	SEATTLE	15
41	WAD041485301	WASHINGTON STATE UNIVERSITY	PULLMAN	7
42	WAD093687622	BATTELLE MARINE SCIENCES LABOR	SEQUIM	1
43	WAD988486726	MERCURY RECYCLING COMPANY	TUKWILA	1
44	WAD067548966	VAN WATERS & ROGERS INC.	KENT	0
TOTAL				10,477,204

NOTE: STATE MAY HAVE FEWER THAN FIFTY FACILITIES THAT MANAGED WASTES.
WASTE ONLY MANAGED BY STORAGE IS NOT INCLUDED.

WASHINGTON

WASTE MANAGEMENT, CONTINUED

9 QUANTITY OF RCRA HAZARDOUS WASTE MANAGED BY MANAGEMENT METHOD, 1991

MANAGEMENT METHOD	SYSTEM TYPE CODE	QUANTITY MANAGED (TONS)	PERCENTAGE OF QUANTITY	NUMBER OF FACILITIES	PERCENTAGE OF FACILITIES
SOLVENTS RECOVERY	M021-M029	1,132	0	5	6
OTHER RECOVERY	M031-M039	466	0	7	8
ENERGY RECOVERY (REUSE AS FUEL)	M051-M059	371	0	1	1
AQUEOUS INORGANIC TREATMENT	M071-M079	376,571	4	18	22
AQUEOUS ORGANIC TREATMENT	M081-M089	8,506,571	81	9	11
AQUEOUS ORGANIC AND INORGANIC TREATMENT	M091-M099	37,507	0	6	7
SLUDGE TREATMENT	M101-M109	163	0	3	4
STABILIZATION	M111-M119	2,775	0	2	2
OTHER TREATMENT	M121-M129	1,526,016	15	21	25
LAND TREATMENT / APPLICATION / FARMING	M131-DISP	409	0	3	4
LANDFILL	M132-DISP	8,426	0	2	2
OTHER DISPOSAL SPECIFIED IN COMMENTS	M137-DISP	16,797	0	6	7
TOTAL		10,477,204	100	44	100

10 MANAGEMENT METHOD, BY QUANTITY OF RCRA HAZARDOUS WASTE MANAGED, 1991

MANAGEMENT METHOD	SYSTEM TYPE CODE	QUANTITY MANAGED (TONS)	PERCENTAGE OF QUANTITY	NUMBER OF FACILITIES	PERCENTAGE OF FACILITIES
AQUEOUS ORGANIC TREATMENT	M081-M089	8,506,571	81	9	11
OTHER TREATMENT	M121-M129	1,526,016	15	21	25
AQUEOUS INORGANIC TREATMENT	M071-M079	376,571	4	18	22
AQUEOUS ORGANIC AND INORGANIC TREATMENT	M091-M099	37,507	0	6	7
OTHER DISPOSAL SPECIFIED IN COMMENTS	M137-DISP	16,797	0	6	7
LANDFILL	M132-DISP	8,426	0	2	2
STABILIZATION	M111-M119	2,775	0	2	2
SOLVENTS RECOVERY	M021-M029	1,132	0	5	6
OTHER RECOVERY	M031-M039	466	0	7	8
LAND TREATMENT / APPLICATION / FARMING	M131-DISP	409	0	3	4
ENERGY RECOVERY (REUSE AS FUEL)	M051-M059	371	0	1	1
SLUDGE TREATMENT	M101-M109	163	0	3	4
TOTAL		10,477,204	100	44	100

11 MANAGEMENT METHOD AND QUANTITY OF RCRA HAZARDOUS WASTE MANAGED BY NUMBER OF FACILITIES, 1991

MANAGEMENT METHOD	SYSTEM TYPE CODE	QUANTITY MANAGED (TONS)	PERCENTAGE OF QUANTITY	NUMBER OF FACILITIES	PERCENTAGE OF FACILITIES
OTHER TREATMENT	M121-M129	1,526,016	15	21	25
AQUEOUS INORGANIC TREATMENT	M071-M079	376,571	4	18	22
AQUEOUS ORGANIC TREATMENT	M081-M089	8,506,571	81	9	11
OTHER RECOVERY	M031-M039	466	0	7	8
AQUEOUS ORGANIC AND INORGANIC TREATMENT	M091-M099	37,507	0	6	7
OTHER DISPOSAL SPECIFIED IN COMMENTS	M137-DISP	16,797	0	6	7
SOLVENTS RECOVERY	M021-M029	1,132	0	5	6
SLUDGE TREATMENT	M101-M109	163	0	3	4
LAND TREATMENT / APPLICATION / FARMING	M131-DISP	409	0	3	4
STABILIZATION	M111-M119	2,775	0	2	2
LANDFILL	M132-DISP	8,426	0	2	2
ENERGY RECOVERY (REUSE AS FUEL)	M051-M059	371	0	1	1
TOTAL		10,477,204	100	44	100

NOTE: FACILITIES WITH ONLY STORAGE UNITS ARE EXCLUDED.
COLUMNS MAY NOT SUM DUE TO ROUNDING.
COLUMNS MAY NOT SUM TO TOTAL BECAUSE FACILITIES MAY HAVE MULTIPLE HANDLINGS METHODS.

WASHINGTON

1991 WASTE SHIPMENTS

12 NUMBER OF RCRA HAZARDOUS WASTE SHIPPERS: 884

13 QUANTITY OF RCRA HAZARDOUS WASTE SHIPPED: 165,232 TONS

14 FIFTY LARGEST RCRA HAZARDOUS WASTE SHIPPERS, 1991

RANK	EPA ID	SITE NAME	CITY	QUANTITY SHIPPED (TONS)
1	WAD009041450	WEYERHAEUSER COMPANY	LONGVIEW	18,630
2	WAD000812909	BURLINGTON ENVIRONMENTAL INC.	SEATTLE	16,776
3	WAD058367152	NORTHWEST ENVIROSERVICE INC	SEATTLE	11,935
4	WAD980982912	BOEING - THOMPSON SITE	SEATTLE	10,289
5	WAD000711994	PUGET SOUND POWER & LIGHT COMP	ORTING	8,054
6	WA2170023418	PUGET SOUND NAVAL SHIPYARD	BREMERTON	7,515
7	WAD057068561	REYNOLDS METALS COMPANY	LONGVIEW	6,768
8	WAD991281767	BURLINGTON ENVIRONMENTAL INC.	KENT	6,289
9	WAD001882984	KAISER ALUMINUM - TACOMA WORKS	TACOMA	5,148
10	WAD041337130	BOEING - AUBURN	AUBURN	4,781
11	WAD009270794	WENATCHEE WORKS OF ALCOA	WENATCHEE	4,667
12	WAD988487583	SALMON BAY STEEL CORP.	SEATTLE	4,621
13	WAD009256819	BOEING - PLANT 2	SEATTLE	4,121
14	WAD981766751	VANALCO INC	VANCOUVER	3,952
15	WAD981769110	SOL-PRO INC	TACOMA	3,324
16	WAD041585464	BOEING EVERETT	EVERETT	3,224
17	WAD092300250	BURLINGTON ENVIRONMENTAL, INC.	WASHOUGAL	3,003
18	WAD981773849	US EPA TIME OIL TMT WELL	TACOMA	2,640
19	WAD009262171	BOEING - RENTON	RENTON	1,974
20	WAD061670766	BOEING - AEROSPACE & ELECTRONI	KENT	1,858
21	WAD980982037	BOEING - NORTH BOEING FIELD	SEATTLE	1,661
22	WAD009249509	KENWORTH TRUCK COMPANY	TUKWILA	1,394
23	WAD000712059	SAFETY-KLEEN CORP 1-181-01	AUBURN	1,347
24	WAD020257945	BURLINGTON ENVIRONMENTAL INC.	TACOMA	1,175
25	WAD000712042	SAFETY-KLEEN CORP 7-092-01	LYNNWOOD	1,136
26	WAD042480210	SALMON BAY STEEL CORPORATION	KENT	1,107
27	WA8570024200	MCCHORD AIR FORCE BASE	MCCHORD AFB	1,033
28	WAD980982706	PORT OF SEATTLE TERMINAL 91	SEATTLE	1,002
29	WAD000834408	CHEVRON USA INC. PT. WELLS DIS	SEATTLE	869
30	WAD980978746	SAFETY-KLEEN CORP 1-183-02	PASCO	825
31	WAD988491528	ARROW TRANSPORTATION KELSO TRK	LONGVIEW	805
32	WAD009624453	BOOMSNUBCORP & PACIFIC NW PLAT	VANCOUVER	766
33	WAD009265851	SEATTLE STEEL, INC.	SEATTLE	683
34	WAD980738512	NORTHWEST PROCESSING INC	TACOMA	637
35	WAD009067281	KAISER ALUMINUM & CHEM. CORP.	SPOKANE	631
36	WAD980833099	SEH AMERICA INC.	VANCOUVER	609
37	WAD009252297	GEORGIA-PACIFIC CORPORATION	BELLINGHAM	528
38	WA1170023419	NAVAL UNDERSEA WARFARE CENTER	KEYPORT	516
39	WAD980724520	CHEMICAL WASTE MANAGEMENT	KENT	515
40	WAD009275082	SHELL OIL COMPANY	ANACORTES	510
41	WAD980978951	PACIFIC CIRCUITS INC	REDMOND	489
42	WA7890008967	DEPARTMENT OF ENERGY	RICHLAND	467
43	WAD092899574	KALAMA CHEMICAL INC	KALAMA	466
44	WAD009252719	U.S. OIL & REFINING CO.	TACOMA	458
45	WAD000712034	SAFETY-KLEEN CORP 1-183-01	SPOKANE	425
46	WA9170023361	NAVAL AIR STATION WHIDBEY ISL	OAK HARBOR	421
47	WAD009258468	TODD PACIFIC SHIPYARD CORPORAT	SEATTLE	414
48	WAD027543032	SOL-PRO INC	TACOMA	353
49	WAD009276197	TEXACO REFINING AND MARKETING	ANACORTES	348
50	WA9214053465	US ARMY FORT LEWIS	FORT LEWIS	343
TOTAL				151,504

NOTES: COLUMNS MAY NOT SUM DUE TO ROUNDING.
STATE MAY HAVE FEWER THAN FIFTY SHIPPERS.

WASHINGTON

1991 WASTE RECEIPTS

15 NUMBER OF RCRA HAZARDOUS WASTE RECEIVERS: 26

16 QUANTITY OF RCRA HAZARDOUS WASTE RECEIVED: 64,658 TONS

17 FIFTY LARGEST RCRA HAZARDOUS WASTE RECEIVERS, 1991

RANK	EPA ID	SITE NAME	CITY	QUANTITY RECEIVED (TONS)
1	WAD000812909	BURLINGTON ENVIRONMENTAL INC.	SEATTLE	11,547
2	WAD020257945	BURLINGTON ENVIRONMENTAL INC.	TACOMA	11,423
3	WAD058367152	NORTHWEST ENVIROSERVICE INC	SEATTLE	9,218
4	WAD027530526	BAY ZINC COMPANY INC	MOXEE	7,555
5	WAD991281767	BURLINGTON ENVIRONMENTAL INC.	KENT	6,082
6	WA7890008967	DEPARTMENT OF ENERGY	RICHLAND	5,854
7	WAD981769110	SOL-PRO INC	TACOMA	2,646
8	WAD092300250	BURLINGTON ENVIRONMENTAL, INC.	WASHOUGAL	2,159
9	WAD009477175	CAMERON-YAKIMA, INC	YAKIMA	1,371
10	WAD000812917	BURLINGTON ENVIRONMENTAL INC.	SEATTLE	1,331
11	WAD000712059	SAFETY-KLEEN CORP 1-181-01	AUBURN	1,114
12	WAD000712042	SAFETY-KLEEN CORP 7-092-01	LYNNWOOD	833
13	WAD980738512	NORTHWEST PROCESSING INC	TACOMA	776
14	WAD009262171	BOEING - RENTON	RENTON	740
15	WAD980978746	SAFETY-KLEEN CORP 1-183-02	PASCO	658
16	WAD037991528	WASHINGTON CHEMICAL INC	SPOKANE	481
17	WAD000712034	SAFETY-KLEEN CORP 1-183-01	SPOKANE	324
18	WAD061669644	PENBERTHY ELECTROMELT INTL INC	SEATTLE	169
19	WAD009256819	BOEING - PLANT 2	SEATTLE	125
20	WAD027543032	SOL-PRO INC	TACOMA	85
21	WAD041585464	BOEING EVERETT	EVERETT	57
22	WA1170023419	NAVAL UNDERSEA WARFARE CENTER	KEYPORT	50
23	WA9214053465	US ARMY FORT LEWIS	FORT LEWIS	26
24	WAD067548966	VAN WATERS & ROGERS INC.	KENT	22
25	WA1891406349	US DOE BONNEVILLE POWER ADMIN	VANCOUVER	13
26	WAD988486726	MERCURY RECYCLING COMPANY	TUKWILA	1
TOTAL				64,658

NOTES: COLUMNS MAY NOT SUM DUE TO ROUNDING.
STATE MAY HAVE FEWER THAN FIFTY FACILITIES THAT RECEIVED WASTE.

WASHINGTON

1991 WASTE RECEIPTS, CONTINUED

18 QUANTITY OF RCRA HAZARDOUS WASTE MANAGED, BY MANAGEMENT METHOD, LIMITED TO WASTE RECEIVED FROM OFF SITE, 1991

MANAGEMENT METHOD	SYSTEM TYPE CODE	QUANTITY MANAGED (TONS)	PERCENTAGE OF QUANTITY	NUMBER OF FACILITIES	PERCENTAGE OF FACILITIES
SOLVENTS RECOVERY	M021-M029	1,132	4	5	15
ENERGY RECOVERY (REUSE AS FUEL)	M051-M059	371	1	1	3
AQUEOUS INORGANIC TREATMENT	M071-M079	12,030	41	4	12
AQUEOUS ORGANIC TREATMENT	M081-M089	1,330	5	7	21
AQUEOUS ORGANIC AND INORGANIC TREATMENT	M091-M099	2,310	8	3	9
SLUDGE TREATMENT	M101-M109	163	1	3	9
STABILIZATION	M111-M119	2,754	9	2	6
OTHER TREATMENT	M121-M129	3,509	12	7	21
LANDFILL	M132-DISP	5,829	20	1	3
TOTAL		29,429	100	13	100

18 MANAGEMENT METHOD, BY QUANTITY OF RCRA HAZARDOUS WASTE MANAGED, LIMITED TO WASTE RECEIVED FROM OFF SITE, 1991

MANAGEMENT METHOD	SYSTEM TYPE CODE	QUANTITY MANAGED (TONS)	PERCENTAGE OF QUANTITY	NUMBER OF FACILITIES	PERCENTAGE OF FACILITIES
AQUEOUS INORGANIC TREATMENT	M071-M079	12,030	41	4	12
LANDFILL	M132-DISP	5,829	20	1	3
OTHER TREATMENT	M121-M129	3,509	12	7	21
STABILIZATION	M111-M119	2,754	9	2	6
AQUEOUS ORGANIC AND INORGANIC TREATMENT	M091-M099	2,310	8	3	9
AQUEOUS ORGANIC TREATMENT	M081-M089	1,330	5	7	21
SOLVENTS RECOVERY	M021-M029	1,132	4	5	15
ENERGY RECOVERY (REUSE AS FUEL)	M051-M059	371	1	1	3
SLUDGE TREATMENT	M101-M109	163	1	3	9
TOTAL		29,429	100	13	100

19 MANAGEMENT METHOD AND QUANTITY OF RCRA HAZARDOUS WASTE MANAGED, BY NUMBER OF FACILITIES, LIMITED TO WASTE RECEIVED FROM OFF SITE, 1991

MANAGEMENT METHOD	SYSTEM TYPE CODE	QUANTITY MANAGED (TONS)	PERCENTAGE OF QUANTITY	NUMBER OF FACILITIES	PERCENTAGE OF FACILITIES
AQUEOUS ORGANIC TREATMENT	M081-M089	1,330	5	7	21
OTHER TREATMENT	M121-M129	3,509	12	7	21
SOLVENTS RECOVERY	M021-M029	1,132	4	5	15
AQUEOUS INORGANIC TREATMENT	M071-M079	12,030	41	4	12
AQUEOUS ORGANIC AND INORGANIC TREATMENT	M091-M099	2,310	8	3	9
SLUDGE TREATMENT	M101-M109	163	1	3	9
STABILIZATION	M111-M119	2,754	9	2	6
ENERGY RECOVERY (REUSE AS FUEL)	M051-M059	371	1	1	3
LANDFILL	M132-DISP	5,829	20	1	3
TOTAL		29,429	100	13	100

NOTE: FACILITIES WITH ONLY STORAGE UNITS ARE EXCLUDED
COLUMNS MAY NOT SUM DUE TO ROUNDING.
COLUMNS MAY NOT SUM TO TOTAL BECAUSE FACILITIES MAY HAVE MULTIPLE HANDLINGS METHODS.

WASHINGTON

1991 IMPORTS AND EXPORTS

21 QUANTITY OF RCRA HAZARDOUS WASTE IMPORTED: 19,577 TONS

22 QUANTITY OF RCRA HAZARDOUS WASTE EXPORTED: 4,585,723 TONS

23 QUANTITY AND PERCENTAGE OF RCRA HAZARDOUS WASTEWATER AND NON-WASTEWATER MANAGEMENT IN 1991

MANAGEMENT TYPE	TONS	PERCENTAGE
WASTEWATER	10,446,665	100
NON-WASTEWATER	30,539	0
TOTAL	10,477,204	100

WEST VIRGINIA

1991 WASTE GENERATION

1 NUMBER OF RCRA LARGE QUANTITY GENERATORS (LQGS): 120

2 QUANTITY OF RCRA HAZARDOUS WASTE GENERATED: 7,619,802 TONS

3 FIFTY LARGEST RCRA HAZARDOUS WASTE GENERATORS IN THE STATE, 1991

RANK	EPA ID	SITE NAME	CITY	TOTAL GENERATED (TONS)
1	WVD005005509	RHONE-POULENC AG COMPANY	INSTITUTE	6,657,469
2	WVD004341491	AMERICAN CYANAMID COMPANY	WILLOW ISLAND	760,968
3	WVD004325353	UNION CARBIDE SISTERSVILLE	LONG REACH	118,821
4	WVD000068908	WEIRTON STEEL CORPORATION	WEIRTON	11,796
5	WVD981102890	FMC CORPORATION INSTITUTE PLANT	INSTITUTE	10,136
6	WVD005012851	E I DU PONT DE NEMOURS & CO INC	BELLE	9,597
7	WVD080645831	ASHLAND CHEMICAL, INC NEAL PLANT	NEAL	8,010
8	WVD009708702	AKZO CHEMICALS, INC	GALLIPOLIS FERRY	7,736
9	WVD056866312	MOBAY CORPORATION	NEW MARTINSVILLE	5,924
10	WVD009233297	RAVENSWOOD ALUMINUM CORPORATION	RAVENSWOOD	5,612
11	WVD045875291	DUPONT WASHINGTON WORKS	WASHINGTON	3,327
12	WVD005005483	UNION CARBIDE CHEM & PLASTICS S CHARLES	SOUTH CHARLESTON	2,660
13	WVD060692126	PITTSBURGH TUBE CO JANE LEW DIVISION	JANE LEW	2,048
14	WVD072667801	STEEL OF WEST VIRGINIA, INC	HUNTINGTON	1,342
15	WVD057634776	QUAKER STATE CORPORATION CONGO PLANT	NEWELL	1,123
16	WVD065632424	STERLING PLUMBING GROUP, INC	MORGANTOWN	1,119
17	WVD005005475	GOODYEAR TIRE AND RUBBER CO	APPLE GROVE	940
18	WVD039990965	MONSANTO CHEMICAL CO	NITRO	789
19	WVD003062643	BADGER POWHATAN	RANSON	773
20	WVD116025180	CNG TRANSMISSION CORP HASTINGS EXT PLANT	HASTING	657
21	WVD981945215	NEWELL SPECIALTY CHEMICALS INC	NEWELL	584
22	WVD003095536	3M COMPANY MIDDLEWAY PLANT	MIDDLEWAY	551
23	WVD982701732	SWANSON PLATING COMPANY, INC	MORGANTOWN	515
24	WVD981738909	AMERICAN WOODMARK CORPORATION	MOOREFIELD	440
25	WVD981737851	MILLER TRANSPORTERS, INC	NITRO	425
26	WVD000797720	WHEELING-PITTSBURGH STEEL CORP. BEECH BO	BEECH BOTTOM	364
27	WVD061769592	ANCHOR HOCKING PACKAGING CO	WEIRTON	339
28	WVD003080959	BEAZER MATERIALS AND SERVICES	GREEN SPRING	320
29	WVD041517830	U.S. CAN COMPANY	WEIRTON	277
30	WVD060682291	UNION CARBIDE TECHNICAL CENTER	SOUTH CHARLESTON	275
31	WVD988767596	COLUMBIA GAS TRANS CORP. CEREDO COMP STA	HUNTINGTON	267
32	WVD004319539	WHEELING-PITTSBURGH STEEL CORP. COKE&SIN	FOLLANSBEE	246
33	WV0170023691	HERCULES INC/ALLEGANY BALLISTICS LABS	ROCKET CENTER	234
34	WVD088911854	GE CHEMICALS, INC.	WASHINGTON	229
35	WVD136333580	HOMER LAUGHLIN CHINA CO, THE	NEWELL	214
36	WVD980552202	BELPAR CHEMICAL SERVICES	MINERAL WELLS	204
37	WVD004336749	KOPPERS INDUSTRIES, INC	FOLLANSBEE	188
38	WVD000650903	HEINZ PET PRODUCTS DIV OF HJ HEINZ INC	WEIRTON	179
39	WVD000765297	HANLIN CHEMICALS WASHINGTON LANDS PLANT	MOUNDSVILLE	167
40	WVD005005087	FMC CORPORATION PHOSPHOROUS CHEMICAL DIV	NITRO	166
41	WVD988768198	HEEKIN CAN, INC	WEIRTON	142
42	WVP000003375	W & G ELECTROPLATING SITE EPA REGION 111	BOOTHSVILLE	135
43	WVD039060983	WHEELING-PITTSBURGH STEEL CORP. LABELLE	WHEELING	133
44	WVD003074770	CORNING INCORPORATED	MARTINSBURG	133
45	WVD004336343	PPG INDUSTRIES, INC NATRIUM PLANT	NEW MARTINSVILLE	123
46	WVD981109515	ALPO PETFOODS, INC	WEIRTON	109
47	WVD988768644	COLUMBIA GAS TRANS CORP. KERMIT COMP STA	KERMIT	109
48	WVD000495655	CHEMICAL LEAMAN TANK LINES INC	INSTITUTE	97
49	WVD113433296	CHROME DEPOSIT CORPORATION	WEIRTON	91
50	WVD039923081	COLUMBIA GAS TRANS CORP. FRAMETOWN COMP	FRAMETOWN	83
TOTAL				7,618,184

NOTE: STATE MAY HAVE FEWER THAN FIFTY GENERATORS

WEST VIRGINIA

1991 WASTE GENERATION, CONTINUED

4 QUANTITIES OF WASTE GENERATED IN 1991 THAT WERE

- REPORTED WITH ONLY CHARACTERISTIC WASTE CODES
- REPORTED WITH ONLY LISTED WASTE CODES
- REPORTED WITH BOTH CHARACTERISTIC AND LISTED WASTE CODES

WASTE HAS ONLY CHARACTERISTIC CODES	TONS OF WASTE GENERATED	WASTE HAS ONLY LISTED CODES	TONS OF WASTE GENERATED	WASTE HAS BOTH CHARACTERISTIC AND LISTED CODES	TONS OF WASTE GENERATED
ONLY IGNITABLE	7,141	ONLY AN F CODE	6,767,378		
ONLY CORROSIVE	48,596	ONLY A K CODE	16,465		
ONLY REACTIVE	747	ONLY A P CODE	104		
ONLY D004-17	3,924	ONLY A U CODE	2,887		
ONLY D018-D043	374,209				
HAS MORE THAN ONE CHARACTERISTIC CODE	7,426	HAS MORE THAN ONE LISTED CODE	346,314		
TOTAL	442,043	TOTAL	7,133,148	TOTAL CHAR. AND LISTED	44,612

5 QUANTITIES OF WASTE GENERATED IN 1991 THAT WERE MULTIPLY CODED

WASTE HAS ONLY CHARACTERISTIC CODES BUT MORE THAN ONE APPLIES	TONS OF WASTE GENERATED	ONLY LISTED CODES BUT HAS MORE THAN ONE	TONS OF WASTE GENERATED	BOTH CHAR. & LISTED CODES	TONS OF WASTE GENERATED
HAS IGNITABLE CODE	6,886			IGN. W/ AT LEAST 1 LSTD	19,699
HAS CORROSIVE CODE	1,873			CORR. W/ AT LEAST 1 LSTD	24,080
HAS REACTIVE CODE	958			REACT. W/ AT LEAST 1 LSTD	62
HAS D004-D017 CODE	1,585			D004-17 W/ AT LEAST 1 LSTD	2,926
HAS D018-D043 CODE	4,368			D018-43 W/ AT LEAST 1 LSTD	2,578
		HAS AN F CODE	346,314	F WASTE W/ AT LEAST 1 CHAR	16,571
		HAS A K CODE	346,309	K WASTE W/ AT LEAST 1 CHAR	2,316
		HAS A P CODE	0	P WASTE W/ AT LEAST 1 CHAR	22,519
		HAS A U CODE	5	U WASTE W/ AT LEAST 1 CHAR	3,224
TOTAL	7,426	TOTAL	346,314	TOTAL	44,612

NOTE: COLUMNS DO NOT SUM TO TOTAL BECAUSE A WASTE CODE MAY APPLY TO MORE THAN ONE WASTE.
MIXTURES WITH IGNITABLE, CORROSIVE, REACTIVE, D004-17, AND D018-43 CHARACTERISTIC CODES ALSO MAY CONTAIN OTHER CHARACTERISTIC WASTE CODES.
SIMILARLY, WASTES WITH F,K,P, AND U LISTED CODES MAY HAVE OTHER LISTED WASTE CODES

WEST VIRGINIA

WASTE MANAGEMENT

6 NUMBER OF RCRA TSD FACILITIES: 27

7 QUANTITY OF RCRA HAZARDOUS WASTE MANAGED: 7,552,337 TONS

8 FIFTY LARGEST RCRA HAZARDOUS WASTE MANAGEMENT FACILITIES, 1991

RANK	EPAID	SITE NAME	CITY	TONS OF WASTE MANAGED
1	WVD005005509	RHONE-POULENC AG COMPANY	INSTITUTE	6,655,087
2	WVD004341491	AMERICAN CYANAMID COMPANY	WILLOW ISLAND	759,970
3	WVD004325353	UNION CARBIDE SISTERSVILLE	LONG REACH	116,337
4	WVD056866312	MOBAY CORPORATION	NEW MARTINSVILLE	6,550
5	WVD005012851	E I DU PONT DE NEMOURS & CO INC	BELLE	5,517
6	WVD045875291	DUPONT WASHINGTON WORKS	WASHINGTON	2,948
7	WVD005005483	UNION CARBIDE CHEM & PLASTICS S CHARLES	SOUTH CHARLESTON	2,593
8	WVD060692126	PITTSBURGH TUBE CO JANE LEW DIVISION	JANE LEW	1,412
9	WVD000068908	WEIRTON STEEL CORPORATION	WEIRTON	829
10	WVD039990965	MONSANTO CHEMICAL CO	NITRO	711
11	WV0170023691	HERCULES INC/ALLEGANY BALLISTICS LABS	ROCKET CENTER	160
12	WVD060682291	UNION CARBIDE TECHNICAL CENTER	SOUTH CHARLESTON	134
13	WVD981109515	ALPO PETFOODS, INC	WEIRTON	50
14	WVD041952714	DUPONT POTOMAC RIVER WORKS	FALLING WATERS	20
15	WVD076826015	INCO ALLOYS INTERNATIONAL, INC	HUNTINGTON	19
TOTAL				7,552,337

NOTE: STATE MAY HAVE FEWER THAN FIFTY FACILITIES THAT MANAGED WASTES.
WASTE ONLY MANAGED BY STORAGE IS NOT INCLUDED.

WEST VIRGINIA

WASTE MANAGEMENT, CONTINUED

9 QUANTITY OF RCRA HAZARDOUS WASTE MANAGED BY MANAGEMENT METHOD, 1991

MANAGEMENT METHOD	SYSTEM TYPE CODE	QUANTITY MANAGED (TONS)	PERCENTAGE OF QUANTITY	NUMBER OF FACILITIES	PERCENTAGE OF FACILITIES
METALS RECOVERY (FOR REUSE)	M011-M019	848	0	2	7
SOLVENTS RECOVERY	M021-M029	13,982	0	3	11
INCINERATION	M041-M049	12,277	0	5	19
ENERGY RECOVERY (REUSE AS FUEL)	M051-M059	18,369	0	5	19
AQUEOUS INORGANIC TREATMENT	M071-M079	1,412	0	1	4
AQUEOUS ORGANIC TREATMENT	M081-M089	7,487,226	99	3	11
OTHER TREATMENT	M121-M129	11,105	0	5	19
LANDFILL	M132-DISP	6,565	0	2	7
SURFACE IMPOUNDMENT	M133-DISP	553	0	1	4
TOTAL		7,552,337	100	15	100

10 MANAGEMENT METHOD, BY QUANTITY OF RCRA HAZARDOUS WASTE MANAGED, 1991

MANAGEMENT METHOD	SYSTEM TYPE CODE	QUANTITY MANAGED (TONS)	PERCENTAGE OF QUANTITY	NUMBER OF FACILITIES	PERCENTAGE OF FACILITIES
AQUEOUS ORGANIC TREATMENT	M081-M089	7,487,226	99	3	11
ENERGY RECOVERY (REUSE AS FUEL)	M051-M059	18,369	0	5	19
SOLVENTS RECOVERY	M021-M029	13,982	0	3	11
INCINERATION	M041-M049	12,277	0	5	19
OTHER TREATMENT	M121-M129	11,105	0	5	19
LANDFILL	M132-DISP	6,565	0	2	7
AQUEOUS INORGANIC TREATMENT	M071-M079	1,412	0	1	4
METALS RECOVERY (FOR REUSE)	M011-M019	848	0	2	7
SURFACE IMPOUNDMENT	M133-DISP	553	0	1	4
TOTAL		7,552,337	100	15	100

11 MANAGEMENT METHOD AND QUANTITY OF RCRA HAZARDOUS WASTE MANAGED BY NUMBER OF FACILITIES, 1991

MANAGEMENT METHOD	SYSTEM TYPE CODE	QUANTITY MANAGED (TONS)	PERCENTAGE OF QUANTITY	NUMBER OF FACILITIES	PERCENTAGE OF FACILITIES
INCINERATION	M041-M049	12,277	0	5	19
ENERGY RECOVERY (REUSE AS FUEL)	M051-M059	18,369	0	5	19
OTHER TREATMENT	M121-M129	11,105	0	5	19
SOLVENTS RECOVERY	M021-M029	13,982	0	3	11
AQUEOUS ORGANIC TREATMENT	M081-M089	7,487,226	99	3	11
METALS RECOVERY (FOR REUSE)	M011-M019	848	0	2	7
LANDFILL	M132-DISP	6,565	0	2	7
AQUEOUS INORGANIC TREATMENT	M071-M079	1,412	0	1	4
SURFACE IMPOUNDMENT	M133-DISP	553	0	1	4
TOTAL		7,552,337	100	15	100

NOTE: FACILITIES WITH ONLY STORAGE UNITS ARE EXCLUDED.
COLUMNS MAY NOT SUM DUE TO ROUNDING.
COLUMNS MAY NOT SUM TO TOTAL BECAUSE FACILITIES MAY HAVE MULTIPLE HANDLINGS METHODS.

WEST VIRGINIA

1991 WASTE SHIPMENTS

12 NUMBER OF RCRA HAZARDOUS WASTE SHIPPERS: 118

13 QUANTITY OF RCRA HAZARDOUS WASTE SHIPPED: 63,747 TONS

14 FIFTY LARGEST RCRA HAZARDOUS WASTE SHIPPERS, 1991

RANK	EPA ID	SITE NAME	CITY	QUANTITY SHIPPED (TONS)
1	WVD000068908	WEIRTON STEEL CORPORATION	WEIRTON	11,796
2	WVD981102890	FMC CORPORATION INSTITUTE PLANT	INSTITUTE	10,136
3	WVD080645831	ASHLAND CHEMICAL, INC NEAL PLANT	NEAL	8,010
4	WVD009233297	RAVENSWOOD ALUMINUM CORPORATION	RAVENSWOOD	5,612
5	WVD005012851	E I DU PONT DE NEMOURS & CO INC	BELLE	3,922
6	WVD004325353	UNION CARBIDE SISTERSVILLE	LONG REACH	2,478
7	WVD005005509	RHONE-POULENC AG COMPANY	INSTITUTE	2,363
8	WVD981034101	SAFETY-KLEEN CORP	WHEELING	2,203
9	WVD072667801	STEEL OF WEST VIRGINIA, INC	HUNTINGTON	1,334
10	WVD065632424	STERLING PLUMBING GROUP, INC	MORGANTOWN	1,119
11	WVD056866312	MOBAY CORPORATION	NEW MARTINSVILLE	1,116
12	WVD000737387	SAFETY-KLEEN CORP	NITRO	878
13	WVD057634776	QUAKER STATE CORPORATION CONGO PLANT	NEWELL	793
14	WVD003062643	BADGER POWHATAN	RANSON	773
15	WVD116025180	CNG TRANSMISSION CORP HASTINGS EXT PLANT	HASTING	657
16	WVD060692126	PITTSBURGH TUBE CO JANE LEW DIVISION	JANE LEW	636
17	WVD981945215	NEWELL SPECIALTY CHEMICALS INC	NEWELL	555
18	WVD003095536	3M COMPANY MIDDLEWAY PLANT	MIDDLEWAY	551
19	WVD982701732	SWANSON PLATING COMPANY, INC	MORGANTOWN	515
20	WVD981738909	AMERICAN WOODMARK CORPORATION	MOOREFIELD	440
21	WVD981737851	MILLER TRANSPORTERS, INC	NITRO	425
22	WVD045875291	DUPONT WASHINGTON WORKS	WASHINGTON	393
23	WVD000797720	WHEELING-PITTSBURGH STEEL CORP. BEECH BO	BEECH BOTTOM	364
24	WVD061769592	ANCHOR HOCKING PACKAGING CO	WEIRTON	339
25	WVD003080959	BEAZER MATERIALS AND SERVICES	GREEN SPRING	320
26	WVD009708702	AKZO CHEMICALS, INC	GALLIPOLIS FERRY	300
27	WVD041517830	U.S. CAN COMPANY	WEIRTON	277
28	WVD988767596	COLUMBIA GAS TRANS CORP. CEREDO COMP STA	HUNTINGTON	263
29	WVD088911854	GE CHEMICALS, INC.	WASHINGTON	251
30	WVD004319539	WHEELING-PITTSBURGH STEEL CORP. COKE&SIN	FOLLANSBEE	246
31	WVD005005475	GOODYEAR TIRE AND RUBBER CO	APPLE GROVE	225
32	WVD136333580	HOMER LAUGHLIN CHINA CO, THE	NEWELL	214
33	WVD980552202	BELPAR CHEMICAL SERVICES	MINERAL WELLS	206
34	WVD004336343	PPG INDUSTRIES, INC NATRIUM PLANT	NEW MARTINSVILLE	189
35	WVD004336749	KOPPERS INDUSTRIES, INC	FOLLANSBEE	188
36	WVD000650903	HEINZ PET PRODUCTS DIV OF HJ HEINZ INC	WEIRTON	179
37	WVD000765297	HANLIN CHEMICALS WASHINGTON LANDS PLANT	MOUNDSVILLE	167
38	WVD005005087	FMC CORPORATION PHOSPHOROUS CHEMICAL DIV	NITRO	163
39	WVD988768198	HEEKIN CAN, INC	WEIRTON	142
40	WVD980552384	GE SPECIALTY CHEMICALS INC NORTH PLANT	MORGANTOWN	138
41	WVP000003375	W & G ELECTROPLATING SITE EPA REGION 111	BOOTHSVILLE	135
42	WVD039060983	WHEELING-PITTSBURGH STEEL CORP. LABELLE	WHEELING	133
43	WVD003074770	CORNING INCORPORATED	MARTINSBURG	133
44	WVD060682291	UNION CARBIDE TECHNICAL CENTER	SOUTH CHARLESTON	123
45	WVD076826015	INCO ALLOYS INTERNATIONAL, INC	HUNTINGTON	121
46	WVD988768644	COLUMBIA GAS TRANS CORP. KERMIT COMP STA	KERMIT	109
47	WVD005005483	UNION CARBIDE CHEM & PLASTICS S CHARLES	SOUTH CHARLESTON	102
48	WVD000495655	CHEMICAL LEAMAN TANK LINES INC	INSTITUTE	97
49	WVD113433296	CHROME DEPOSIT CORPORATION	WEIRTON	91
50	WV0170023691	HERCULES INC/ALLEGANY BALLISTICS LABS	ROCKET CENTER	81
TOTAL				62,000

NOTES: COLUMNS MAY NOT SUM DUE TO ROUNDING.
STATE MAY HAVE FEWER THAN FIFTY SHIPPERS.

WEST VIRGINIA

1991 WASTE RECEIPTS

15 NUMBER OF RCRA HAZARDOUS WASTE RECEIVERS: 10

16 QUANTITY OF RCRA HAZARDOUS WASTE RECEIVED: 4,888 TONS

17 FIFTY LARGEST RCRA HAZARDOUS WASTE RECEIVERS, 1991

RANK	EPA ID	SITE NAME	CITY	QUANTITY RECEIVED (TONS)
1	WVD056866312	MOBAY CORPORATION	NEW MARTINSVILLE	1,667
2	WVD981034101	SAFETY-KLEEN CORP	WHEELING	1,299
3	WVD000068908	WEIRTON STEEL CORPORATION	WEIRTON	829
4	WVD000737387	SAFETY-KLEEN CORP	NITRO	731
5	WVD005012851	E I DU PONT DE NEMOURS & CO INC	BELLE	170
6	WVD076826015	INCO ALLOYS INTERNATIONAL, INC	HUNTINGTON	74
7	WVD980552384	GE SPECIALTY CHEMICALS INC NORTH PLANT	MORGANTOWN	65
8	WVD005005483	UNION CARBIDE CHEM & PLASTICS S CHARLES	SOUTH CHARLESTON	36
9	WVD060682291	UNION CARBIDE TECHNICAL CENTER	SOUTH CHARLESTON	15
10	WVD045875291	DUPONT WASHINGTON WORKS	WASHINGTON	2
TOTAL				4,888

NOTES: COLUMNS MAY NOT SUM DUE TO ROUNDING.
STATE MAY HAVE FEWER THAN FIFTY FACILITIES THAT RECEIVED WASTE.

WEST VIRGINIA

1991 WASTE RECEIPTS, CONTINUED

18 QUANTITY OF RCRA HAZARDOUS WASTE MANAGED, BY MANAGEMENT METHOD, LIMITED TO WASTE RECEIVED FROM OFF SITE, 1991

MANAGEMENT METHOD	SYSTEM TYPE CODE	QUANTITY MANAGED (TONS)	PERCENTAGE OF QUANTITY	NUMBER OF FACILITIES	PERCENTAGE OF FACILITIES
METALS RECOVERY (FOR REUSE)	M011-M019	848	31	2	33
INCINERATION	M041-M049	1	0	1	17
ENERGY RECOVERY (REUSE AS FUEL)	M051-M059	1,873	69	3	50
TOTAL		2,722	100	6	100

19 MANAGEMENT METHOD, BY QUANTITY OF RCRA HAZARDOUS WASTE MANAGED, LIMITED TO WASTE RECEIVED FROM OFF SITE, 1991

MANAGEMENT METHOD	SYSTEM TYPE CODE	QUANTITY MANAGED (TONS)	PERCENTAGE OF QUANTITY	NUMBER OF FACILITIES	PERCENTAGE OF FACILITIES
ENERGY RECOVERY (REUSE AS FUEL)	M051-M059	1,873	69	3	50
METALS RECOVERY (FOR REUSE)	M011-M019	848	31	2	33
INCINERATION	M041-M049	1	0	1	17
TOTAL		2,722	100	6	100

20 MANAGEMENT METHOD AND QUANTITY OF RCRA HAZARDOUS WASTE MANAGED, BY NUMBER OF FACILITIES, LIMITED TO WASTE RECEIVED FROM OFF SITE, 1991

MANAGEMENT METHOD	SYSTEM TYPE CODE	QUANTITY MANAGED (TONS)	PERCENTAGE OF QUANTITY	NUMBER OF FACILITIES	PERCENTAGE OF FACILITIES
ENERGY RECOVERY (REUSE AS FUEL)	M051-M059	1,873	69	3	50
METALS RECOVERY (FOR REUSE)	M011-M019	848	31	2	33
INCINERATION	M041-M049	1	0	1	17
TOTAL		2,722	100	6	100

NOTE: FACILITIES WITH ONLY STORAGE UNITS ARE EXCLUDED
COLUMNS MAY NOT SUM DUE TO ROUNDING.
COLUMNS MAY NOT SUM TO TOTAL BECAUSE FACILITIES MAY HAVE MULTIPLE HANDLINGS METHODS.

WEST VIRGINIA

1991 IMPORTS AND EXPORTS

21 QUANTITY OF RCRA HAZARDOUS WASTE IMPORTED: 3,604 TONS

22 QUANTITY OF RCRA HAZARDOUS WASTE EXPORTED: 4,585,723 TONS

23 QUANTITY AND PERCENTAGE OF RCRA HAZARDOUS WASTEWATER AND NON-WASTEWATER MANAGEMENT IN 1991

MANAGEMENT TYPE	TONS	PERCENTAGE
WASTEWATER	7,499,928	99
NON-WASTEWATER	52,410	1
TOTAL	7,552,337	100

WISCONSIN

1991 WASTE GENERATION

1 NUMBER OF RCRA LARGE QUANTITY GENERATORS (LQGS): 607

2 QUANTITY OF RCRA HAZARDOUS WASTE GENERATED: 258,308 TONS

3 FIFTY LARGEST RCRA HAZARDOUS WASTE GENERATORS IN THE STATE, 1991

RANK	EPA ID	SITE NAME	CITY	TOTAL GENERATED (TONS)
1	WID046536231	VULCAN MATERIALS CO-VULCAN CHEMICALS DIV	PORT EDWARDS	84,407
2	WID098547854	METRO RECYCLING AND DISPOSAL FACILITY	FRANKLIN	36,333
3	WID006073225	KOHLER CO	KOHLER	18,958
4	WID054105218	MASTER LOCK CO	MILWAUKEE	18,039
5	WID059972935	PPG INDUSTRIES INC	OAK CREEK	13,123
6	WID006085815	A O SMITH AUTOMOTIVE PRODUCTS	MILWAUKEE	12,595
7	WID000808824	HYDRITE CHEMICAL COMPANY-EAST	COTTAGE GROVE	11,988
8	WID000808964	3M COMPANY AND DIVISION PLANT	PRAIRIE DU CHIEN	7,111
9	WID006091425	S C JOHNSON & SON INC	STURTEVANT	3,750
10	WID006089189	MACWHYTE CO	KENOSHA	3,616
11	WID023350192	MILWAUKEE SOLVENTS & CHEMICALS CORP	MENOMONEE FALLS	2,906
12	WID980898266	SPECIALTYCHEM PRODUCTS CORP	MARINETTE	2,766
13	WID980615439	COOK COMPOSITES & POLYMERS CO	SAUKVILLE	2,666
14	WID000713180	MUSKEGO LANDFILL WASTE MGMT OF WIS	MUSKEGO	2,067
15	WID990829475	WASTE RESEARCH & RECLAMATION	EAU CLAIRE	1,892
16	WID041411943	PIERCE MFG INC	APPLETON	1,454
17	WID006113906	ALDRICH CHEMICAL CO INC	MILWAUKEE	1,200
18	WID080502818	CMC WASTE WATER TREATMENT	MILWAUKEE	995
19	WID028877074	CHARTER STEEL	SAUKVILLE	921
20	WID982071458	ASHLEY FURNITURE INC	WHITEHALL	890
21	WID006125215	US WORMALD INC ANSUL FIRE PROT	MARINETTE	746
22	WIT560010795	ELECTROTEK CORP	OAK CREEK	734
23	WID073830028	BRUNSWICK INC MERCURY MARINE D	FOND DU LAC	711
24	WID059980045	G M-N A O JANESVILLE ASSEMBLY	JANESVILLE	624
25	WID000821702	MARATHON PETROLEUM CO	MILWAUKEE	618
26	WID006096192	ACME GALVANIZING INC	MILWAUKEE	611
27	WID006116529	TECUMSEH PRODUCTS CO INC	NEW HOLSTEIN	571
28	WID023394158	HENTZEN COATINGS INC	MILWAUKEE	549
29	WID006101695	OUTOKUMPU COPPER KENOSHA INC	KENOSHA	529
30	WID981088743	ASHLEY FURNITURE INDUSTRIES	ARCADIA	487
31	WID006425888	JAGEMANN PLATING CO INC	MANITOWOC	464
32	WID006194336	MURPHY OIL USA INC-PROC FAC	SUPERIOR	435
33	WID000808147	ALDRICH CHEMICAL CO STORAGE	MILWAUKEE	397
34	WID006082531	BRIGGS & STRATTON CORP	WAUWATOSA	395
35	WID988576625	INTERLAKEN RESORT	LAKE GENEVA	345
36	WID006103766	SHEBOYGAN PAINT CO	SHEBOYGAN	342
37	WID006085401	LADISH CO INC	CUDAHY	328
38	WID086686003	GENERAL ELECTRIC CO-MEDICAL SYSTEMS	WEST MILWAUKEE	321
39	WID006092555	MODINE MFG COMP	RACINE	316
40	WID980684302	PLATECO OF NECEDAH INC	REEDSBURG	312
41	WID006069504	NATIONAL RIVET & MFG CO	WAUPUN	311
42	WID006081954	AMPCO METAL MFG INC	MILWAUKEE	307
43	WID980584114	ABQC CORP	MILWAUKEE	306
44	WID076169127	PRESSED STEEL TANK CO INC	WEST ALLIS	305
45	WID060446499	AMERICAN PACKAGING CORP	COLUMBUS	291
46	WIT560011595	CURWOOD INC BEMIS SPECIALTY FILMS DIV	OSHKOSH	286
47	WID006090286	FROST CO	KENOSHA	273
48	WID982204968	MILWAUKEE VALVE CO PRAIRIE PROD DIV	PRAIRIE DU SAC	254
49	WID000808857	JOHNSON CONTROLS BATTERY GROUP INC	MILWAUKEE	250
50	WIT560011363	SNAP-ON TOOLS CORP	MILWAUKEE	247
TOTAL				240,341

NOTE: STATE MAY HAVE FEWER THAN FIFTY GENERATORS

WISCONSIN

1991 WASTE GENERATION, CONTINUED

4 QUANTITIES OF WASTE GENERATED IN 1991 THAT WERE

- REPORTED WITH ONLY CHARACTERISTIC WASTE CODES
- REPORTED WITH ONLY LISTED WASTE CODES
- REPORTED WITH BOTH CHARACTERISTIC AND LISTED WASTE CODES

WASTE HAS ONLY CHARACTERISTIC CODES	TONS OF WASTE GENERATED	WASTE HAS ONLY LISTED CODES	TONS OF WASTE GENERATED	WASTE HAS BOTH CHARACTERISTIC AND LISTED CODES	TONS OF WASTE GENERATED
ONLY IGNITABLE	22,780	ONLY AN F CODE	79,338		
ONLY CORROSIVE	18,244	ONLY A K CODE	31,000		
ONLY REACTIVE	9,071	ONLY A P CODE	11		
ONLY D004-17	93,704	ONLY A U CODE	884		
ONLY D018-D043	3,264				
HAS MORE THAN ONE CHARACTERISTIC CODE	0	HAS MORE THAN ONE LISTED CODE	0 0		
TOTAL	147,063	TOTAL	111,233	TOTAL CHAR. AND LISTED	184,608

5 QUANTITIES OF WASTE GENERATED IN 1991 THAT WERE MULTIPLY CODED

WASTE HAS ONLY CHARACTERISTIC CODES BUT MORE THAN ONE APPLIES	TONS OF WASTE GENERATED	ONLY LISTED CODES BUT HAS MORE THAN ONE	TONS OF WASTE GENERATED	BOTH CHAR. & LISTED CODES	TONS OF WASTE GENERATED
HAS IGNITABLE CODE	0			IGN. W/ AT LEAST 1 LSTD	0
HAS CORROSIVE CODE	0			CORR. W/ AT LEAST 1 LSTD	0
HAS REACTIVE CODE	0			REACT. W/ AT LEAST 1 LSTD	0
HAS D004-D017 CODE	0			D004-17 W/ AT LEAST 1 LSTD	0
HAS D018-D043 CODE	0			D018-43 W/ AT LEAST 1 LSTD	0
		HAS AN F CODE	0	F WASTE W/ AT LEAST 1 CHAR	0
		HAS A K CODE	0	K WASTE W/ AT LEAST 1 CHAR	0
		HAS A P CODE	0	P WASTE W/ AT LEAST 1 CHAR	0
		HAS A U CODE	0	U WASTE W/ AT LEAST 1 CHAR	0
TOTAL	0	TOTAL	0	TOTAL	0

NOTE: COLUMNS DO NOT SUM TO TOTAL BECAUSE A WASTE CODE MAY APPLY TO MORE THAN ONE WASTE.
MIXTURES WITH IGNITABLE, CORROSIVE, REACTIVE, D004-17, AND D018-43 CHARACTERISTIC CODES ALSO MAY CONTAIN OTHER CHARACTERISTIC WASTE CODES.
SIMILARLY, WASTES WITH F,K,P, AND U LISTED CODES MAY HAVE OTHER LISTED WASTE CODES

WISCONSIN

WASTE MANAGEMENT

6 NUMBER OF RCRA TSD FACILITIES: 44

7 QUANTITY OF RCRA HAZARDOUS WASTE MANAGED: 221,065 TONS

8 FIFTY LARGEST RCRA HAZARDOUS WASTE MANAGEMENT FACILITIES, 1991

RANK	EPAID	SITE NAME	CITY	TONS OF WASTE MANAGED
1	WID046536231	VULCAN MATERIALS CO-VULCAN CHEMICALS DIV	PORT EDWARDS	84,292
2	WID000808824	HYDRITE CHEMICAL COMPANY-EAST	COTTAGE GROVE	76,497
3	WID054105218	MASTER LOCK CO	MILWAUKEE	17,751
4	WID006073225	KOHLER CO	KOHLER	16,020
5	WID059972935	PPG INDUSTRIES INC	OAK CREEK	6,781
6	WID990829475	WASTE RESEARCH & RECLAMATION	EAU CLAIRE	6,779
7	WID023350192	MILWAUKEE SOLVENTS & CHEMICALS CORP	MENOMONEE FALLS	6,293
8	WID006091425	S C JOHNSON & SON INC	STURTEVANT	3,281
9	WID980615439	COOK COMPOSITES & POLYMERS CO	SAUKVILLE	2,824
10	WID000713636	BRIGGS & STRATTON CORP STORAGE	MENOMONEE FALLS	259
11	WID006144737	CURWOOD INC	NEW LONDON	74
12	WID073830028	BRUNSWICK INC MERCURY MARINE D	FOND DU LAC	71
13	WID011553310	EASTMAN DIV OF THE PULLMAN CO	MANITOWOC	61
14	WID006113906	ALDRICH CHEMICAL CO INC	MILWAUKEE	31
15	WID006070429	EGGERS HARDWOOD PRODUCTS CORP	NEENAH	18
16	WID030199434	ALGOMA HARDWOODS INC	ALGOMA	18
17	WID086686003	GENERAL ELECTRIC CO-MEDICAL SYSTEMS	WEST MILWAUKEE	10
18	WID096828975	PETERSON BUILDERS INC	STURGEON BAY	2
19	WI9210020054	US ARMY BADGER AMMUNITION PLANT	SUMPTER TWNSHP	1
20	WID981097769	SAFETY-KLEEN CORP - WAUKESHA	WAUKESHA	1
21	WID006069298	NONWEILER AP CO INC	OSHKOSH	1
22	WID988598942	NICKYS DRIVE IN	BELOIT	0
23	WID980896641	SAFETY-KLEEN CORP - LACROSSE	LACROSSE	0
TOTAL				221,065

NOTE: STATE MAY HAVE FEWER THAN FIFTY FACILITIES THAT MANAGED WASTES.
WASTE ONLY MANAGED BY STORAGE IS NOT INCLUDED.

WISCONSIN

WASTE MANAGEMENT, CONTINUED

9 QUANTITY OF RCRA HAZARDOUS WASTE MANAGED BY MANAGEMENT METHOD, 1991

MANAGEMENT METHOD	SYSTEM TYPE CODE	QUANTITY MANAGED (TONS)	PERCENTAGE OF QUANTITY	NUMBER OF FACILITIES	PERCENTAGE OF FACILITIES
METALS RECOVERY (FOR REUSE)	M011-M019	811	0	1	3
SOLVENTS RECOVERY	M021-M029	11,052	5	9	28
OTHER RECOVERY	M031-M039	67	0	1	3
INCINERATION	M041-M049	2,898	1	3	9
ENERGY RECOVERY (REUSE AS FUEL)	M051-M059	3,563	2	4	13
FUEL BLENDING	M061-----	83,201	38	2	6
AQUEOUS INORGANIC TREATMENT	M071-M079	118,258	53	5	16
AQUEOUS ORGANIC TREATMENT	M081-M089	7	0	1	3
SLUDGE TREATMENT	M101-M109	61	0	1	3
OTHER TREATMENT	M121-M129	1,147	1	3	9
UNKNOWN SYSTEM DUE TO INVALID CODE	UNKNOWN--	1	0	2	6
TOTAL		221,065	100	23	100

10 MANAGEMENT METHOD, BY QUANTITY OF RCRA HAZARDOUS WASTE MANAGED, 1991

MANAGEMENT METHOD	SYSTEM TYPE CODE	QUANTITY MANAGED (TONS)	PERCENTAGE OF QUANTITY	NUMBER OF FACILITIES	PERCENTAGE OF FACILITIES
AQUEOUS INORGANIC TREATMENT	M071-M079	118,258	53	5	16
FUEL BLENDING	M061-----	83,201	38	2	6
SOLVENTS RECOVERY	M021-M029	11,052	5	9	28
ENERGY RECOVERY (REUSE AS FUEL)	M051-M059	3,563	2	4	13
INCINERATION	M041-M049	2,898	1	3	9
OTHER TREATMENT	M121-M129	1,147	1	3	9
METALS RECOVERY (FOR REUSE)	M011-M019	811	0	1	3
OTHER RECOVERY	M031-M039	67	0	1	3
SLUDGE TREATMENT	M101-M109	61	0	1	3
AQUEOUS ORGANIC TREATMENT	M081-M089	7	0	1	3
UNKNOWN SYSTEM DUE TO INVALID CODE	UNKNOWN--	1	0	2	6
TOTAL		221,065	100	23	100

11 MANAGEMENT METHOD AND QUANTITY OF RCRA HAZARDOUS WASTE MANAGED BY NUMBER OF FACILITIES, 1991

MANAGEMENT METHOD	SYSTEM TYPE CODE	QUANTITY MANAGED (TONS)	PERCENTAGE OF QUANTITY	NUMBER OF FACILITIES	PERCENTAGE OF FACILITIES
SOLVENTS RECOVERY	M021-M029	11,052	5	9	28
AQUEOUS INORGANIC TREATMENT	M071-M079	118,258	53	5	16
ENERGY RECOVERY (REUSE AS FUEL)	M051-M059	3,563	2	4	13
INCINERATION	M041-M049	2,898	1	3	9
OTHER TREATMENT	M121-M129	1,147	1	3	9
FUEL BLENDING	M061-----	83,201	38	2	6
UNKNOWN SYSTEM DUE TO INVALID CODE	UNKNOWN--	1	0	2	6
METALS RECOVERY (FOR REUSE)	M011-M019	811	0	1	3
OTHER RECOVERY	M031-M039	67	0	1	3
AQUEOUS ORGANIC TREATMENT	M081-M089	7	0	1	3
SLUDGE TREATMENT	M101-M109	61	0	1	3
TOTAL		221,065	100	23	100

NOTE: FACILITIES WITH ONLY STORAGE UNITS ARE EXCLUDED.
COLUMNS MAY NOT SUM DUE TO ROUNDING.
COLUMNS MAY NOT SUM TO TOTAL BECAUSE FACILITIES MAY HAVE MULTIPLE HANDLINGS METHODS.

WISCONSIN

1991 WASTE SHIPMENTS

12 NUMBER OF RCRA HAZARDOUS WASTE SHIPPERS: 601

13 QUANTITY OF RCRA HAZARDOUS WASTE SHIPPED: 141,796 TONS

14 FIFTY LARGEST RCRA HAZARDOUS WASTE SHIPPERS, 1991

RANK	EPA ID	SITE NAME	CITY	QUANTITY SHIPPED (TONS)
1	WID098547854	METRO RECYCLING AND DISPOSAL FACILITY	FRANKLIN	36,333
2	WID000808824	HYDRITE CHEMICAL COMPANY-EAST	COTTAGE GROVE	23,182
3	WID006085815	A O SMITH AUTOMOTIVE PRODUCTS	MILWAUKEE	11,794
4	WID059972935	PPG INDUSTRIES INC	OAK CREEK	7,537
5	WID000808964	3M COMPANY AND DIVISION PLANT	PRAIRIE DU CHIEN	7,111
6	WID990829475	WASTE RESEARCH & RECLAMATION	EAU CLAIRE	4,950
7	WID006073225	KOHLER CO	KOHLER	2,941
8	WID980898266	SPECIALTYCHEM PRODUCTS CORP	MARINETTE	2,565
9	WID000713180	MUSKEGO LANDFILL WASTE MGMT OF WIS	MUSKEGO	2,067
10	WID006089189	MACWHYTE CO	KENOSHA	1,940
11	WID981097769	SAFETY-KLEEN CORP - WAUKESHA	WAUKESHA	1,663
12	WID981187297	SAFETY-KLEEN CORP - KAUKAUNA	KAUKAUNA	1,455
13	WID041411943	PIERCE MFG INC	APPLETON	1,454
14	WID006113906	ALDRICH CHEMICAL CO INC	MILWAUKEE	1,154
15	WID080502818	CMC WASTE WATER TREATMENT	MILWAUKEE	995
16	WID980896633	SAFETY-KLEEN CORP - MADISON	MADISON	975
17	WID028877074	CHARTER STEEL	SAUKVILLE	921
18	WID006125215	US WORMALD INC ANSUL FIRE PROT	MARINETTE	775
19	WID980896641	SAFETY-KLEEN CORP - LACROSSE	LACROSSE	689
20	WID059980045	G M-N A O JANESVILLE ASSEMBLY	JANESVILLE	624
21	WID000821702	MARATHON PETROLEUM CO	MILWAUKEE	618
22	WID006096192	ACME GALVANIZING INC	MILWAUKEE	611
23	WID006116529	TECUMSEH PRODUCTS CO INC	NEW HOLSTEIN	571
24	WID988570271	RCS CORP	DELAVAN	556
25	WID023394158	HENTZEN COATINGS INC	MILWAUKEE	551
26	WID982219529	SUPERIOR ENVIRONMENTAL SERVICES HAZ WAST	SHEBOYGAN	511
27	WID981088743	ASHLEY FURNITURE INDUSTRIES	ARCADIA	506
28	WID006101695	OUTOKUMPU COPPER KENOSHA INC	KENOSHA	501
29	WID000808147	ALDRICH CHEMICAL CO STORAGE	MILWAUKEE	477
30	WID006091425	S C JOHNSON & SON INC	STURTEVANT	473
31	WID982071458	ASHLEY FURNITURE INC	WHITEHALL	468
32	WID006425888	JAGEMANN PLATING CO INC	MANITOWOC	464
33	WID006194336	MURPHY OIL USA INC-PROC FAC	SUPERIOR	438
34	WID055470272	SPARTEK INC	SPARTA	384
35	WID006082531	BRIGGS & STRATTON CORP	WAUWATOSA	383
36	WID006103766	SHEBOYGAN PAINT CO	SHEBOYGAN	349
37	WID988576625	INTERLAKEN RESORT	LAKE GENEVA	342
38	WID006085401	LADISH CO INC	CUDAHY	329
39	WID006092555	MODINE MFG COMP	RACINE	316
40	WID980684302	PLATECO OF NECEDAH INC	REEDSBURG	312
41	WID076169127	PRESSED STEEL TANK CO INC	WEST ALLIS	305
42	WID982204968	MILWAUKEE VALVE CO PRAIRIE PROD DIV	PRAIRIE DU SAC	300
43	WID060446499	AMERICAN PACKAGING CORP	COLUMBUS	291
44	WID086686003	GENERAL ELECTRIC CO-MEDICAL SYSTEMS	WEST MILWAUKEE	285
45	WIT560011595	CURWOOD INC BEMIS SPECIALTY FILMS DIV	OSHKOSH	283
46	WID006081954	AMPCO METAL MFG INC	MILWAUKEE	283
47	WID046536231	VULCAN MATERIALS CO-VULCAN CHEMICALS DIV	PORT EDWARDS	282
48	WID006090286	FROST CO	KENOSHA	273
49	WID980584114	ABQC CORP	MILWAUKEE	272
50	WID006069504	NATIONAL RIVET & MFG CO	WAUPUN	272
TOTAL				123,133

NOTES: COLUMNS MAY NOT SUM DUE TO ROUNDING.
STATE MAY HAVE FEWER THAN FIFTY SHIPPERS.

WISCONSIN

1991 WASTE RECEIPTS

15 NUMBER OF RCRA HAZARDOUS WASTE RECEIVERS: 18

16 QUANTITY OF RCRA HAZARDOUS WASTE RECEIVED: 57,527 TONS

17 FIFTY LARGEST RCRA HAZARDOUS WASTE RECEIVERS, 1991

RANK	EPA ID	SITE NAME	CITY	QUANTITY RECEIVED (TONS)
1	WID000808824	HYDRITE CHEMICAL COMPANY-EAST	COTTAGE GROVE	46,108
2	WID023350192	MILWAUKEE SOLVENTS & CHEMICALS CORP	MENOMONEE FALLS	6,293
3	WID981097769	SAFETY-KLEEN CORP - WAUKESHA	WAUKESHA	1,323
4	WID981187297	SAFETY-KLEEN CORP - KAUKAUNA	KAUKAUNA	1,245
5	WID980896633	SAFETY-KLEEN CORP - MADISON	MADISON	860
6	WID980896641	SAFETY-KLEEN CORP - LACROSSE	LACROSSE	566
7	WID006113906	ALDRICH CHEMICAL CO INC	MILWAUKEE	402
8	WID000713636	BRIGGS & STRATTON CORP STORAGE	MENOMONEE FALLS	190
9	WID988566543	SUPERIOR HAZARDOUS WASTE GROUP INC	PORT WASHINGTON	177
10	WID980615439	COOK COMPOSITES & POLYMERS CO	SAUKVILLE	110
11	WID000809012	UW MADISON SAFETY DEPT STORAGE	MADISON	80
12	WID000808147	ALDRICH CHEMICAL CO STORAGE	MILWAUKEE	60
13	WID006144737	CURWOOD INC	NEW LONDON	44
14	WID066888017	AQUA-TECH INC	PORT WASHINGTON	22
15	WID096828975	PETERSON BUILDERS INC	STURGEON BAY	19
16	WID980795181	COMMERCE INDUSTRIAL CHEMICALS	MILWAUKEE	13
17	WID006091425	S C JOHNSON & SON INC	STURTEVANT	8
18	WID044393114	ZIMPRO ENVIRONMENTAL INC	ROTHSCHILD	6
TOTAL				57,527

NOTES: COLUMNS MAY NOT SUM DUE TO ROUNDING.
STATE MAY HAVE FEWER THAN FIFTY FACILITIES THAT RECEIVED WASTE.

WISCONSIN

1991 WASTE RECEIPTS, CONTINUED

18 QUANTITY OF RCRA HAZARDOUS WASTE MANAGED, BY MANAGEMENT METHOD, LIMITED TO WASTE RECEIVED FROM OFF SITE, 1991

MANAGEMENT METHOD	SYSTEM TYPE CODE	QUANTITY MANAGED (TONS)	PERCENTAGE OF QUANTITY	NUMBER OF FACILITIES	PERCENTAGE OF FACILITIES
SOLVENTS RECOVERY	M021-M029	6,295	12	2	22
INCINERATION	M041-M049	154	0	2	22
ENERGY RECOVERY (REUSE AS FUEL)	M051-M059	198	0	2	22
FUEL BLENDING	M061-----	46,108	87	1	11
UNKNOWN SYSTEM DUE TO INVALID CODE	UNKNOWN--	1	0	2	22
TOTAL		52,756	100	9	100

19 MANAGEMENT METHOD, BY QUANTITY OF RCRA HAZARDOUS WASTE MANAGED, LIMITED TO WASTE RECEIVED FROM OFF SITE, 1991

MANAGEMENT METHOD	SYSTEM TYPE CODE	QUANTITY MANAGED (TONS)	PERCENTAGE OF QUANTITY	NUMBER OF FACILITIES	PERCENTAGE OF FACILITIES
FUEL BLENDING	M061-----	46,108	87	1	11
SOLVENTS RECOVERY	M021-M029	6,295	12	2	22
ENERGY RECOVERY (REUSE AS FUEL)	M051-M059	198	0	2	22
INCINERATION	M041-M049	154	0	2	22
UNKNOWN SYSTEM DUE TO INVALID CODE	UNKNOWN--	1	0	2	22
TOTAL		52,756	100	9	100

20 MANAGEMENT METHOD AND QUANTITY OF RCRA HAZARDOUS WASTE MANAGED, BY NUMBER OF FACILITIES, LIMITED TO WASTE RECEIVED FROM OFF SITE, 1991

MANAGEMENT METHOD	SYSTEM TYPE CODE	QUANTITY MANAGED (TONS)	PERCENTAGE OF QUANTITY	NUMBER OF FACILITIES	PERCENTAGE OF FACILITIES
SOLVENTS RECOVERY	M021-M029	6,295	12	2	22
INCINERATION	M041-M049	154	0	2	22
ENERGY RECOVERY (REUSE AS FUEL)	M051-M059	198	0	2	22
UNKNOWN SYSTEM DUE TO INVALID CODE	UNKNOWN--	1	0	2	22
FUEL BLENDING	M061-----	46,108	87	1	11
TOTAL		52,756	100	9	100

NOTE: FACILITIES WITH ONLY STORAGE UNITS ARE EXCLUDED
COLUMNS MAY NOT SUM DUE TO ROUNDING.
COLUMNS MAY NOT SUM TO TOTAL BECAUSE FACILITIES MAY HAVE MULTIPLE HANDLINGS METHODS.

WISCONSIN

1991 IMPORTS AND EXPORTS

21 QUANTITY OF RCRA HAZARDOUS WASTE IMPORTED: 3,993 TONS

22 QUANTITY OF RCRA HAZARDOUS WASTE EXPORTED: 4,585,723 TONS

23 QUANTITY AND PERCENTAGE OF RCRA HAZARDOUS WASTEWATER AND NON-WASTEWATER MANAGEMENT IN 1991

MANAGEMENT TYPE	TONS	PERCENTAGE
WASTEWATER	121,444	55
NON-WASTEWATER	99,621	45
TOTAL	221,065	100

WYOMING

1991 WASTE GENERATION

1 NUMBER OF RCRA LARGE QUANTITY GENERATORS (LQGS): 28

2 QUANTITY OF RCRA HAZARDOUS WASTE GENERATED: 2,127 TONS

3 FIFTY LARGEST RCRA HAZARDOUS WASTE GENERATORS IN THE STATE, 1991

RANK	EPA ID	SITE NAME	CITY	TOTAL GENERATED (TONS)
1	WYD007064447	AMOCO OIL COMPANY REFINERY	CASPER	502
2	WYD000776567	NORTHWEST PIPELINE CORP BIG PINEY	BIG PINEY	360
3	WYD051843613	FRONTIER REFINING INC	CHEYENNE	286
4	WYD000712877	CONOCO SHERIDAN TERMINAL	SHERIDAN	209
5	WYD000712869	CONCO ROCK SPRINGS TERMINAL	ROCK SPRINGS	144
6	WYD048743009	LITTLE AMERICA REFINING	CASPER	117
7	WYD088677943	TEXACO INC	EVANSVILLE	110
8	WYD083705707	THUNDER BASIN COAL COMPANY BLACK THUNDER	WRIGHT	71
9	WYD056567803	CONOCO CASPER STATION	EVANSVILLE	39
10	WYD093295079	CROWN CORK & SEAL CO INC	WORLAND	34
11	WYD079959185	SINCLAIR REFINERY	SINCLAIR	33
12	WY5571924179	FRANCIS E WARREN AFB	CHEYENNE	25
13	WYD149906562	CUMMINS POWER INC	GILLETTE	25
14	WYD988869814	COLEMAN COMPRESSOR COMPLEX	ROCK SPRINGS	22
15	WYD083697482	PETROLITE WORLAND BLEND PLANT	WORLAND	21
16	WYD072972144	BRIDGER COAL COMPANY	POINT OF ROCKS	21
17	WYD061112470	UNION PACIFIC RAILROAD TREATING PLT	LARAMIE	19
18	WYD030434724	BAKER HUGHES TUBULAR	CASPER	15
19	WYD000712687	NALCO CHEMICAL COMPANY	EVANSVILLE	13
20	WYD036033520	QUESTAR PIPELINE COMPANY	ROCK SPRINGS	12
21	WYD060282076	CORDERO MINE COMPANY	GILLETTE	12
22	WYD121211379	EXXON CO USA BLACK CANYON FACILITY	LABARGE	11
23	WYD058854688	AMAX COAL CO BELLE AYR MINE	GILLETTE	8
24	WYD000776617	NORTHWEST PIPELINE CORPORATION	OPAL	7
25	WYD980718068	KERR-GCGEE/JACOBS RANCH MINE	WRIGHT	7
26	WYD988869020	NORTHWEST PIPELINE CORPORATION	GREEN RIVER	5
27	WYD083710103	PACIFIC POWER & LIGHT CO	GILLETTE	3
28	WYD120371810	UNION PACIFIC RAILROAD YARD	CHEYENNE	1
TOTAL				2,127

NOTE: STATE MAY HAVE FEWER THAN FIFTY GENERATORS

WYOMING

1991 WASTE GENERATION, CONTINUED

4 QUANTITIES OF WASTE GENERATED IN 1991 THAT WERE

- REPORTED WITH ONLY CHARACTERISTIC WASTE CODES
- REPORTED WITH ONLY LISTED WASTE CODES
- REPORTED WITH BOTH CHARACTERISTIC AND LISTED WASTE CODES

WASTE HAS ONLY CHARACTERISTIC CODES	TONS OF WASTE GENERATED	WASTE HAS ONLY LISTED CODES	TONS OF WASTE GENERATED	WASTE HAS BOTH CHARACTERISTIC AND LISTED CODES	TONS OF WASTE GENERATED
ONLY IGNITABLE	44	ONLY AN F CODE	3		
ONLY CORROSIVE	154	ONLY A K CODE	511		
ONLY REACTIVE	0	ONLY A P CODE	0		
ONLY D004-17	402	ONLY A U CODE	274		
ONLY D018-D043	451				
HAS MORE THAN ONE CHARACTERISTIC CODE	101	HAS MORE THAN ONE LISTED CODE	0		
TOTAL	1,152	TOTAL	788	TOTAL CHAR. AND LISTED	187

5 QUANTITIES OF WASTE GENERATED IN 1991 THAT WERE MULTIPLY CODED

WASTE HAS ONLY CHARACTERISTIC CODES BUT MORE THAN ONE APPLIES	TONS OF WASTE GENERATED	ONLY LISTED CODES BUT HAS MORE THAN ONE	TONS OF WASTE GENERATED	BOTH CHAR. & LISTED CODES	TONS OF WASTE GENERATED
HAS IGNITABLE CODE	83			IGN. W/ AT LEAST 1 LSTD	44
HAS CORROSIVE CODE	3			CORR. W/ AT LEAST 1 LSTD	0
HAS REACTIVE CODE	1			REACT. W/ AT LEAST 1 LSTD	0
HAS D004-D017 CODE	18			D004-17 W/ AT LEAST 1 LSTD	118
HAS D018-D043 CODE	98			D018-43 W/ AT LEAST 1 LSTD	34
		HAS AN F CODE	0	F WASTE W/ AT LEAST 1 CHAR	185
		HAS A K CODE	0	K WASTE W/ AT LEAST 1 CHAR	110
		HAS A P CODE	0	P WASTE W/ AT LEAST 1 CHAR	0
		HAS A U CODE	0	U WASTE W/ AT LEAST 1 CHAR	2
TOTAL	101	TOTAL	0	TOTAL	187

NOTE: COLUMNS DO NOT SUM TO TOTAL BECAUSE A WASTE CODE MAY APPLY TO MORE THAN ONE WASTE.
MIXTURES WITH IGNITABLE, CORROSIVE, REACTIVE, D004-17, AND D018-43 CHARACTERISTIC CODES ALSO MAY CONTAIN OTHER CHARACTERISTIC WASTE CODES.
SIMILARLY, WASTES WITH F,K,P, AND U LISTED CODES MAY HAVE OTHER LISTED WASTE CODES

WYOMING

WASTE MANAGEMENT

6 NUMBER OF RCRA TSD FACILITIES: 4

7 QUANTITY OF RCRA HAZARDOUS WASTE MANAGED: 119 TONS

8 FIFTY LARGEST RCRA HAZARDOUS WASTE MANAGEMENT FACILITIES, 1991

RANK	EPAID	SITE NAME	CITY	TONS OF WASTE MANAGED
1	WYD048743009	LITTLE AMERICA REFINING	CASPER	119
TOTAL				119

NOTE: STATE MAY HAVE FEWER THAN FIFTY FACILITIES THAT MANAGED WASTES.
WASTE ONLY MANAGED BY STORAGE IS NOT INCLUDED.

WYOMING

WASTE MANAGEMENT, CONTINUED

9 QUANTITY OF RCRA HAZARDOUS WASTE MANAGED BY MANAGEMENT METHOD, 1991

MANAGEMENT METHOD	SYSTEM TYPE CODE	QUANTITY MANAGED (TONS)	PERCENTAGE OF QUANTITY	NUMBER OF FACILITIES	PERCENTAGE OF FACILITIES
AQUEOUS ORGANIC TREATMENT	M081-M089	5	4	1	50
SLUDGE TREATMENT	M101-M109	114	96	1	50
TOTAL		119	100	1	100

10 MANAGEMENT METHOD, BY QUANTITY OF RCRA HAZARDOUS WASTE MANAGED, 1991

MANAGEMENT METHOD	SYSTEM TYPE CODE	QUANTITY MANAGED (TONS)	PERCENTAGE OF QUANTITY	NUMBER OF FACILITIES	PERCENTAGE OF FACILITIES
SLUDGE TREATMENT	M101-M109	114	96	1	50
AQUEOUS ORGANIC TREATMENT	M081-M089	5	4	1	50
TOTAL		119	100	1	100

11 MANAGEMENT METHOD AND QUANTITY OF RCRA HAZARDOUS WASTE MANAGED BY NUMBER OF FACILITIES, 1991

MANAGEMENT METHOD	SYSTEM TYPE CODE	QUANTITY MANAGED (TONS)	PERCENTAGE OF QUANTITY	NUMBER OF FACILITIES	PERCENTAGE OF FACILITIES
AQUEOUS ORGANIC TREATMENT	M081-M089	5	4	1	50
SLUDGE TREATMENT	M101-M109	114	96	1	50
TOTAL		119	100	1	100

NOTE: FACILITIES WITH ONLY STORAGE UNITS ARE EXCLUDED.
COLUMNS MAY NOT SUM DUE TO ROUNDING.
COLUMNS MAY NOT SUM TO TOTAL BECAUSE FACILITIES MAY HAVE MULTIPLE HANDLINGS METHODS.

WYOMING

1991 WASTE SHIPMENTS

12 NUMBER OF RCRA HAZARDOUS WASTE SHIPPERS: 25

13 QUANTITY OF RCRA HAZARDOUS WASTE SHIPPED: 1,642 TONS

14 FIFTY LARGEST RCRA HAZARDOUS WASTE SHIPPERS, 1991

RANK	EPA ID	SITE NAME	CITY	QUANTITY SHIPPED (TONS)
1	WYD051843613	FRONTIER REFINING INC	CHEYENNE	421
2	WYD000776567	NORTHWEST PIPELINE CORP BIG PINEY	BIG PINEY	360
3	WYD007064447	AMOCO OIL COMPANY REFINERY	CASPER	246
4	WYD088677943	TEXACO INC	EVANSVILLE	110
5	WYD061112470	UNION PACIFIC RAILROAD TREATING PLT	LARAMIE	78
6	WYD083705707	THUNDER BASIN COAL COMPANY BLACK THUNDER	WRIGHT	71
7	WYD048743009	LITTLE AMERICA REFINING	CASPER	71
8	WYD056567803	CONOCO CASPER STATION	EVANSVILLE	39
9	WYD093295079	CROWN CORK & SEAL CO INC	WORLAND	34
10	WYD079959185	SINCLAIR REFINERY	SINCLAIR	33
11	WY5571924179	FRANCIS E WARREN AFB	CHEYENNE	29
12	WYD149906562	CUMMINS POWER INC	GILLETTE	25
13	WYD988869814	COLEMAN COMPRESSOR COMPLEX	ROCK SPRINGS	22
14	WYD083697482	PETROLITE WORLAND BLEND PLANT	WORLAND	21
15	WYD072972144	BRIDGER COAL COMPANY	POINT OF ROCKS	20
16	WYD030434724	BAKER HUGHES TUBULAR	CASPER	15
17	WYD060282076	CORDERO MINE COMPANY	GILLETTE	12
18	WYD058854688	AMAX COAL CO BELLE AYR MINE	GILLETTE	8
19	WYD000776617	NORTHWEST PIPELINE CORPORATION	OPAL	7
20	WYD980718068	KERR-GCGEE/JACOBS RANCH MINE	WRIGHT	7
21	WYD988869020	NORTHWEST PIPELINE CORPORATION	GREEN RIVER	5
22	WYD036033520	QUESTAR PIPELINE COMPANY	ROCK SPRINGS	3
23	WYD000712687	NALCO CHEMICAL COMPANY	EVANSVILLE	3
24	WYD083710103	PACIFIC POWER & LIGHT CO	GILLETTE	3
25	WYD120371810	UNION PACIFIC RAILROAD YARD	CHEYENNE	1
26	WYD000712869	CONCO ROCK SPRINGS TERMINAL	ROCK SPRINGS	0
	WYD000712877	CONOCO SHERIDAN TERMINAL	SHERIDAN	0
	WYD121211379	EXXON CO USA BLACK CANYON FACILITY	LABARGE	0
TOTAL				1,642

NOTES: COLUMNS MAY NOT SUM DUE TO ROUNDING.
STATE MAY HAVE FEWER THAN FIFTY SHIPPERS.

WYOMING

1991 WASTE RECEIPTS

16 QUANTITY OF RCRA HAZARDOUS WASTE RECEIVED: 0 TONS

THERE WERE NO FACILITES IN WYOMING THAT REPORTED RECEIVING HAZARDOUS WASTE FROM OFF SITE.

1991 IMPORTS AND EXPORTS

WYOMING DID NOT IMPORT ANY HAZARDOUS WASTE.

22 QUANTITY OF RCRA HAZARDOUS WASTE EXPORTED: 4,585,723 TONS

23 QUANTITY AND PERCENTAGE OF RCRA HAZARDOUS WASTEWATER AND NON-WASTEWATER MANAGEMENT IN 1991

MANAGEMENT TYPE	TONS	PERCENTAGE
WASTEWATER	5	4
NON-WASTEWATER	114	96
TOTAL	119	100