





List of Treatment, Storage, And Disposal Facilities in the United States

The Preliminary National
Biennial RCRA Hazardous Waste
Report (Based on 1995 Data)





Contents

EXECUTIVE SUMMARY	ES-1
INTRODUCTION TO LIST OF TREATMENT, STORAGE OR DISPOSAL FACILITIES	1
ALABAMA	5
ALASKA	6
ARIZONA	7
ARKANSAS	8
CALIFORNIA	9
COLORADO	12
CONNECTICUT	13
DELAWARE	14
DISTRICT OF COLUMBIA	15
FLORIDA	16
GEORGIA	17
GUAM	18
HAWAII	19
IDAHO	20
ILLINOIS	21
INDIANA	23
IOWA	25
KANSAS	26
KENTUCKY	27
LOUISIANA	28
MAINE	30
MARYLAND	31
MASSACHUSETTS	32
MICHIGAN	33
MINNESOTA	35
MISSISSIPPI	36
MISSOURI	37
MONTANA	38
NAVAJO NATION	39
NEBRASKA	40
NEVADA	41
NEW HAMPSHIRE	42
NEW JERSEY	43
NEW MEXICO	44
NEW YORK	45
NORTH CAROLINA	47
NORTH DAKOTA	49
OHIO	50
OKLAHOMA	52
OREGON	53
PENNSYLVANIA	54
PUERTO RICO	56
RHODE ISLAND	57
SOUTH CAROLINA	58
SOUTH DAKOTA	59
TENNESSEE	60
TEXAS	61

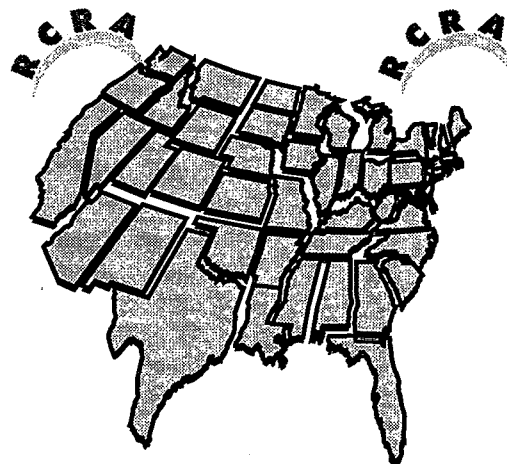

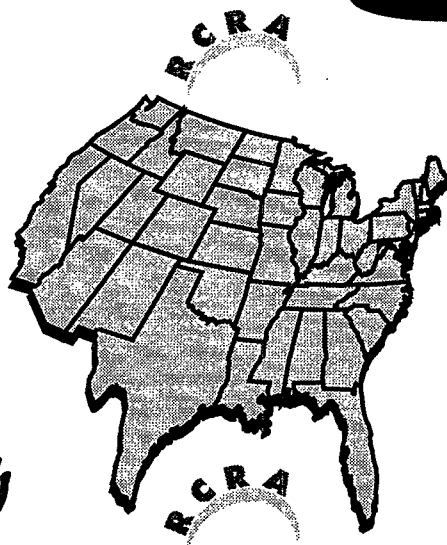

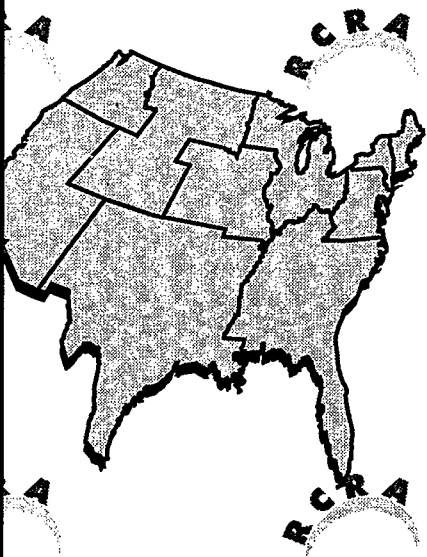
Preliminary Biennial RCRA Hazardous Waste Report: Based on 1995 Data


TRUST TERRITORIES	63
UTAH	64
VERMONT	65
VIRGIN ISLANDS	66
VIRGINIA	67
WASHINGTON	68
WEST VIRGINIA	69
WISCONSIN	70
WYOMING	71



Executive Summary

The Preliminary National Biennial RCRA Hazardous Waste Report (Based on 1995 Data)





EXECUTIVE SUMMARY

The United States Environmental Protection Agency (EPA), in cooperation with the States,¹ biennially collects information regarding the generation, management, and final disposition of hazardous wastes regulated under the Resource Conservation and Recovery Act of 1976 (RCRA), as amended. The purpose of this preliminary report is to communicate the initial findings of EPA's 1995 Biennial Reporting System (BRS) data collection efforts to the public, government agencies, and the regulated community, as well as to allow an assessment of the quality and completeness of the data submissions on which the report is based.² (For a further discussion of data quality and completeness see page ES-11.) The preliminary report consists of five documents (a "State Summary Analysis" will be included in the final report):

- o Executive Summary--an overview of national hazardous waste generation and management practices;
- o National Analysis--a detailed look at waste handling practices in the EPA Regions, the States and at the largest facilities in the nation, including quantities of generation, management, shipments and receipts, and interstate imports and exports, as well as counts of generators and managers;
- o State Detail Analysis--a detailed look at each State's waste handling practices, including overall totals for generation, management, and shipments and receipts, as well as totals for the largest fifty facilities;
- o List of Large Quantity Generators--identifies every hazardous waste generator in the United States that reported itself to be a large quantity generator in 1995; and
- o List of Treatment, Storage and Disposal Facilities--identifies every hazardous waste manager in the United States that reported itself to be a treatment, storage or disposal facility in 1995.

¹The term "State" includes the District of Columbia, Puerto Rico, Guam, the Navajo Nation, the Trust Territories, and the Virgin Islands, in addition to the 50 United States.

²While BRS respondents have submitted Confidential Business Information (CBI) pursuant to 40 CFR 260.2(b), none of these data have been included in this preliminary report.

RCRA HAZARDOUS WASTE

Throughout this report, the term RCRA hazardous waste refers to solid waste assigned a federal hazardous waste code and regulated by RCRA, either because it was managed in a unit subject to RCRA permitting standards or because it was shipped and subject to RCRA transportation requirements. Individual States may choose to regulate additional wastes not identified as hazardous by EPA. Hazardous wastes assigned only a State hazardous waste code are not included in this report. Similarly, hazardous wastes managed only in units subject to State permitting standards, or wastes that are managed only in units exempt from RCRA permitting standards, are not included in this report.

RCRA HAZARDOUS WASTE GENERATION

RCRA hazardous waste generation information is obtained from data reported by RCRA large quantity generators (LQG). The RCRA hazardous waste generation quantities in this report are limited to generation quantities that are managed in units subject to RCRA permitting standards. All hazardous waste generation reported to be managed on-site in units exempt from RCRA permitting standards, such as treatment systems permitted by the National Pollutant Discharge Elimination System (NPDES), is excluded from the RCRA generation quantities provided in this report. Although some off-site shipments may ultimately be managed in units exempt from RCRA permitting standards, this determination cannot be made from information reported by the generator. Therefore, all hazardous waste generation shipped off-site is included in the RCRA generation quantities provided in this report.

Hazardous waste generators are included in this report if they identified themselves as a LQG. It is important to note that the LQGs identified in this report have been included on the basis of the best available and most current information provided electronically to the EPA by the States. Both the EPA and the States have made significant efforts to ensure the accuracy of these data. However, the LQG counts may include some generators that, when determining whether they were LQGs, used a lower State-defined threshold for LQGs, counted wastes regulated only by their States, or counted wastes that are exempt from federal regulation.

A generator was defined as a federal large quantity generator in 1995 if it met or exceeded any one of the following federal criteria:

- o The generator generated in any single month 1,000 kg (2,200 lbs or 1.1 tons) or more of RCRA hazardous waste; or
- o The generator generated in any single month, or accumulated at any time, 1 kg (2.2 lbs) of RCRA acute hazardous waste; or
- o The generator generated, or accumulated, at any time more than 100 kg (220 lbs) of spill cleanup material contaminated with RCRA acute hazardous waste.

In 1995, 19,908 LQGs produced 279 million tons of hazardous waste regulated by RCRA. This is a decrease of 4,454 LQGs and an increase of 21 million tons of waste compared to 1993. As identified in Exhibit 1 the five (5) States whose LQGs generated the largest amount of hazardous waste were Texas (145 million tons), Tennessee (39 million tons), California (17 million tons), Louisiana (15 million tons), and Illinois (14 million tons). Together, the LQGs in these States accounted for 82% of the national total waste generated.

Wastewater generation is identified in BRS by the use of certain form codes or by waste management in units typically associated with wastewater management (i.e., management in aqueous treatment units, neutralization tanks, underground injection wells, or other wastewater management systems). See Chapter 1, Waste Generation, of the National Analysis for a list of which form codes and system type codes are used to identify wastewater. (A complete list of system type codes can be found in Appendix A of the National Analysis, and a complete list of form codes can be found in Appendix B of the National Analysis.) In 1995, wastewater generation accounted for 96% of the national generation total, while in 1993 wastewater generation accounted for 92% percent of the national generation total.

Overall, total hazardous waste generation increased from 258 million tons in 1993 to 279 million tons in 1995. Wastewater generation also increased from 237 million tons in 1993 to 267 million tons in 1995. In contrast, non-wastewater generation decreased from 22 million tons in 1993 to 13 million tons in 1995.

In comparing 1995 data with those of earlier reports, it is important to note that many new wastes were captured by RCRA in 1990 with the promulgation of the Toxicity Characteristic (TC) Rule. The TC Rule added 25 new hazardous waste codes (D018 to D043) and required more stringent analytical tests for the presence of toxic constituents in waste. For 1995, these codes captured, at a minimum, 76 million tons of wastes not regulated before 1990. An additional 37 million tons were described by D018 to D043 when mixed with other waste codes. This suggests that, in 1995, the new toxicity characteristic wastes captured as much as 113 million tons of wastes not regulated before 1990. In contrast, the 1993 data reported as much as 135 million tons of waste not regulated before 1990.

RCRA HAZARDOUS WASTE MANAGEMENT

RCRA hazardous waste management information is obtained from data reported by RCRA treatment, storage, or disposal facilities (TSD). The RCRA hazardous waste management quantities in this report are limited to waste that was received or generated by a reporting TSD and managed at the reporting TSD in treatment units subject to RCRA permitting standards. All hazardous waste either received for transfer shipment or managed at a reporting TSD in units exempt from RCRA permitting standards, such as treatment systems permitted by the National Pollutant Discharge Elimination System (NPDES), is excluded from the RCRA management quantities provided in this report.

In 1995, 1,787 TSDs subject to RCRA permitting standards managed 277 million tons of hazardous waste. This represents a 797 facility decrease in the number of TSDs and a 42 million ton increase in the amount of waste managed as compared to 1993. As identified in Exhibit 2 the five (5) States whose TSDs managed the largest quantities of hazardous wastes were Texas (165 million tons), Tennessee (39 million tons), California (16 million tons), Louisiana (14 million tons), and Michigan (14 million tons). Together, the TSDs in these States accounted for 89% of the national total waste managed.

Wastewater management is identified in BRS by the use of certain form codes or by waste management in units typically associated with wastewater management (i.e., management in aqueous treatment units, neutralization tanks, underground injection wells, or other wastewater management systems). See Chapter 2, Waste Management, of the National Analysis for a list of which form codes and system type codes are used to identify

wastewater. (A complete list of system type codes can be found in Appendix A of the National Analysis, and a complete list of form codes can be found in Appendix B of the National Analysis.) In 1995, wastewater management accounted for 97% of the national management total, while in 1993 wastewater management accounted for 94% of the national management total.

Overall, total hazardous waste management increased from 235 million tons in 1993 to 277 million tons in 1995. Wastewater management also increased from 220 million tons in 1993 to 270 million tons in 1995. In contrast, non-wastewater management decreased from 14 million tons in 1993 to 7.8 million tons in 1995.

The majority (53%) of the waste managed in the nation was managed in aqueous treatment units. Aqueous treatment units consist of:

Aqueous organic treatment units	114 million tons
Aqueous organic and inorganic treatment units	24 million tons
Aqueous inorganic treatment units	8 million tons

Land disposal accounted for 8.1% of the national management total. Land Disposal units include:

Deepwell/Underground Injection	21 million tons
Landfill	1 million tons
Surface Impoundment	575 thousand tons
Land Treatment/Application/Farming	10 thousand tons

Thermal treatment accounted for 2.1% of the national management total. Thermal treatment units are:

Incineration	4 million tons
Energy Recovery (Reuse as Fuel)	1 million tons

Preliminary Biennial RCRA Hazardous Waste Report: Based on 1995 Data

Recovery operations accounted for 0.7% of the national management total.

Recovery operations include:

Fuel Blending	657 thousand tons
Metals Recovery (for Reuse)	528 thousand tons
Other Recovery	515 thousand tons
Solvents Recovery	285 thousand tons

The remaining management quantities (36.1%) were from "Other" treatment and disposal units:

Other Treatment	97 million tons
Other Disposal (specified in comments)	2 million tons
Stabilization	830 thousand tons
Sludge treatment	591 thousand tons

RCRA HAZARDOUS WASTE SHIPMENTS AND RECEIPTS

RCRA hazardous waste shipment information is obtained from data reported by both RCRA large quantity generators (LQG) and RCRA treatment, storage, or disposal facilities (TSD). RCRA hazardous waste shipment quantities include all RCRA waste shipments reported by RCRA LQGs and TSDs. Although some off-site shipments may ultimately be managed in treatment units exempt from RCRA permitting standards, this determination cannot be made from information reported by the shipper. Therefore, the shipment quantities provided in this report may include some waste that is ultimately managed in units exempt from RCRA permitting standards. In some instances, reported waste shipments are actually the movement of wastes across contiguous physical locations that are regulated under different EPA identification numbers. These waste transfers are correctly reported as shipments and cannot be distinguished from transport shipments based on the information reported.

RCRA hazardous waste receipt information is obtained from data reported by RCRA TSDs. RCRA hazardous waste receipt quantities are limited to waste reported by a receiving TSD as either received for transfer or received and managed at the reporting TSD in units subject to RCRA permitting standards. Received wastes managed at the reporting

TSD in units exempt from RCRA permitting standards, such as treatment systems permitted by the National Pollutant Discharge Elimination System (NPDES), are excluded from receipt quantities provided in this report.

Limitations in the reported information prevents the direct comparison of shipment and receipt quantities. Hazardous waste shipment quantities may include hazardous waste shipments that are ultimately managed by the receiver in units exempt from RCRA permitting standards. Hazardous waste receipt quantities exclude waste managed in units exempt from RCRA permitting standards. Therefore, hazardous waste shipment quantities can be expected to exceed hazardous waste receipt quantities because exempt waste may be included in shipment quantities and excluded from receipt quantities. Exempt waste reporting will be eliminated beginning with the 1997 biennial reporting cycle. This change should mitigate this discrepancy in future reports.

RCRA hazardous waste exports are waste shipments where the destination is a different State from where the waste was generated. Exports are calculated from information provided by waste shippers. RCRA hazardous waste imports are waste receipts where the waste originated in another State. RCRA hazardous waste imports are calculated from information provided by RCRA TSDs.

In 1995, 19,567 shippers reported shipping a total of 16 million tons of hazardous waste. This is a decrease of 4,397 shippers and a decrease of 2 million tons of hazardous waste compared to 1993. The States whose shippers reported shipping (in or out of State) the largest quantities of waste were Texas (2.4 million tons), Minnesota (2.1 million tons), New York (2.0 million tons), Illinois (1.9 million tons), and California (1.7 million tons). Together the shippers in these States accounted for 65% of the total quantity of hazardous waste shipped nationwide.

Nationwide, of the 16 million tons of hazardous waste shipped, 8.9 million tons were exported to other States. This is a 2.2 million ton increase compared with 1993. The States whose shippers reported exporting the largest amount of waste were Minnesota (2.1 million tons), Illinois (1.7 million tons), and California (1.2 million tons). Together the shippers in these States accounted for 57% of the national total of hazardous waste exports.

Preliminary Biennial RCRA Hazardous Waste Report: Based on 1995 Data

In 1995, 522 RCRA TSDs reported receiving 6.2 million tons of hazardous waste. This is a decrease of 217 TSDs and a decrease of 2.8 million tons of hazardous waste compared with 1993. The States whose receivers reported receiving the largest quantities of waste, from both in or out of State, were Texas (980 thousand tons), Indiana (580 thousand tons), Michigan (510 thousand tons), and California (480 thousand tons). Together, the receivers in these States accounted for 42% of the national total of waste receipts.

Nationwide, of the 6.2 million tons of hazardous waste receipts, 3.4 million tons were imported from other States. This is a decrease of 820 thousand tons compared with 1993. The States whose receivers reported importing the largest amount of waste were Texas (630 thousand tons), Indiana (260 thousand tons), Michigan (260 thousand tons), Pennsylvania (220 thousand tons), and Louisiana (210 thousand tons). Together the receivers in these States accounted for 46% of the national total of waste imports.

Exhibit 1 Quantity of RCRA Hazardous Waste Generated and Number of Hazardous Waste Generators, by State, 1995

STATE	HAZARDOUS WASTE QUANTITY			LARGE QUANTITY GENERATORS		
	RANK	TONS GENERATED	PERCENTAGE	RANK	NUMBER	PERCENTAGE
ALABAMA	16	1,286,262	0.5	23	278	1.4
ALASKA	51	3,438	0.0	42	65	0.3
ARIZONA	40	66,865	0.0	27	199	1.0
ARKANSAS	33	274,158	0.1	26	204	1.0
CALIFORNIA	3	17,029,474	6.1	2	1,635	8.2
COLORADO	36	169,554	0.1	31	156	0.8
CONNECTICUT	30	310,825	0.1	18	395	2.0
DELAWARE	41	66,021	0.0	43	64	0.3
DISTRICT OF COLUMBIA	54	764	0.0	49	18	0.1
FLORIDA	22	558,122	0.2	17	414	2.1
GEORGIA	25	459,543	0.2	16	430	2.2
GUAM	55	299	0.0	53	13	0.1
HAWAII	21	592,900	0.2	45	53	0.3
IDAHO	17	1,209,841	0.4	46	52	0.3
ILLINOIS	5	13,892,416	5.0	5	1,151	5.8
INDIANA	12	1,733,196	0.6	10	606	3.0
IOWA	48	11,507	0.0	37	108	0.5
KANSAS	13	1,722,483	0.6	25	212	1.1
KENTUCKY	18	1,149,881	0.4	14	440	2.2
LOUISIANA	4	15,469,654	5.5	21	359	1.8
MAINE	45	19,459	0.0	33	144	0.7
MARYLAND	26	442,826	0.2	28	189	0.9
MASSACHUSETTS	20	606,282	0.2	12	472	2.4
MICHIGAN	6	12,459,834	4.5	9	707	3.6
MINNESOTA	31	293,489	0.1	22	285	1.4
MISSISSIPPI	14	1,579,260	0.6	32	152	0.8
MISSOURI	42	62,070	0.0	29	181	0.9
MONTANA	50	7,640	0.0	47	51	0.3
NAVAJO NATION	56	195	0.0	54	11	0.1
NEBRASKA	38	89,878	0.0	43	64	0.3
NEVADA	49	8,348	0.0	39	78	0.4
NEW HAMPSHIRE	43	26,009	0.0	34	130	0.7
NEW JERSEY	27	437,202	0.2	7	1,049	5.3
NEW MEXICO	35	204,494	0.1	48	44	0.2
NEW YORK	9	2,557,088	0.9	1	1,878	9.4
NORTH CAROLINA	32	286,339	0.1	11	587	2.9
NORTH DAKOTA	23	520,226	0.2	51	16	0.1
OHIO	11	1,774,939	0.6	3	1,354	6.8
OKLAHOMA	24	511,918	0.2	30	168	0.8
OREGON	39	68,187	0.0	24	220	1.1
PENNSYLVANIA	15	1,523,362	0.5	6	1,110	5.6
PUERTO RICO	19	893,006	0.3	41	68	0.3
RHODE ISLAND	44	25,428	0.0	36	112	0.6
SOUTH CAROLINA	34	261,015	0.1	19	371	1.9
SOUTH DAKOTA	53	780	0.0	51	16	0.1
TENNESSEE	2	38,686,622	13.9	13	467	2.3
TEXAS	1	145,073,442	52.0	4	1,297	6.5
TRUST TERRITORIES	46	12,154	0.0	55	3	0.0
UTAH	28	418,523	0.1	38	98	0.5
VERMONT	47	11,811	0.0	40	75	0.4
VIRGIN ISLANDS	52	3,329	0.0	56	1	0.0
VIRGINIA	37	98,678	0.0	19	371	1.9
WASHINGTON	8	3,250,971	1.2	8	721	3.6
WEST VIRGINIA	7	8,489,828	3.0	35	117	0.6
WISCONSIN	29	404,659	0.1	15	432	2.2
WYOMING	10	1,972,177	0.7	50	17	0.1
TOTAL		279,088,670	100.0		19,908	100.0

Note: Columns may not sum due to rounding.

Preliminary Biennial RCRA Hazardous Waste Report: Based on 1995 Data

Exhibit 2 Quantity of RCRA Hazardous Waste Managed and Number of TSDs, by State, 1995

STATE	HAZARDOUS WASTE QUANTITY ¹			TSD FACILITIES		
	RANK	TONS MANAGED	PERCENTAGE	RANK	NUMBER	PERCENTAGE
ALABAMA	14	1,259,180	0.5	16	46	2.6
ALASKA	31	141,614	0.1	38	12	0.7
ARIZONA	40	11,029	0.0	27	26	1.5
ARKANSAS	22	256,809	0.1	20	37	2.1
CALIFORNIA	3	16,224,855	5.9	1	137	7.7
COLORADO	26	191,047	0.1	21	36	2.0
CONNECTICUT	30	154,729	0.1	17	43	2.4
DELAWARE	44	1,812	0.0	47	5	0.3
DISTRICT OF COLUMBIA	52	0	0.0	52	1	0.1
FLORIDA	29	161,763	0.1	11	55	3.1
GEORGIA	21	348,359	0.1	12	51	2.9
GUAM	51	0	0.0	50	2	0.1
HAWAII	48	476	0.0	46	6	0.3
IDAHO	15	1,240,434	0.4	40	10	0.6
ILLINOIS	7	3,274,425	1.2	3	106	5.9
INDIANA	10	1,486,261	0.5	5	75	4.2
IOWA	43	4,196	0.0	44	7	0.4
KANSAS	9	1,761,658	0.6	14	50	2.8
KENTUCKY	33	123,709	0.0	19	40	2.2
LOUISIANA	4	14,498,887	5.2	6	74	4.1
MAINE	45	1,780	0.0	32	18	1.0
MARYLAND	28	184,605	0.1	29	20	1.1
MASSACHUSETTS	41	7,288	0.0	12	51	2.9
MICHIGAN	5	13,834,017	5.0	2	107	6.0
MINNESOTA	23	245,001	0.1	18	42	2.4
MISSISSIPPI	11	1,446,886	0.5	31	19	1.1
MISSOURI	39	15,129	0.0	26	27	1.5
MONTANA	47	1,283	0.0	42	8	0.4
NAVAJO NATION	52	0	0.0	55	0	0.0
NEBRASKA	34	93,880	0.0	42	8	0.4
NEVADA	37	48,015	0.0	36	13	0.7
NEW HAMPSHIRE	52	0	0.0	52	1	0.1
NEW JERSEY	35	65,064	0.0	15	47	2.6
NEW MEXICO	27	188,444	0.1	35	14	0.8
NEW YORK	18	548,455	0.2	9	66	3.7
NORTH CAROLINA	24	199,439	0.1	7	69	3.9
NORTH DAKOTA	19	518,043	0.2	44	7	0.4
OHIO	13	1,377,294	0.5	10	59	3.3
OKLAHOMA	17	563,381	0.2	22	31	1.7
OREGON	32	137,302	0.0	39	11	0.6
PENNSYLVANIA	12	1,409,381	0.5	8	67	3.7
PUERTO RICO	16	836,505	0.3	34	17	1.0
RHODE ISLAND	38	29,806	0.0	40	10	0.6
SOUTH CAROLINA	25	191,309	0.1	27	26	1.5
SOUTH DAKOTA	50	1	0.0	49	3	0.2
TENNESSEE	2	38,675,221	13.9	24	29	1.6
TEXAS	1	164,751,573	59.4	4	80	4.5
TRUST TERRITORIES	52	0	0.0	50	2	0.1
UTAH	20	382,397	0.1	32	18	1.0
VERMONT	46	1,455	0.0	36	13	0.7
VIRGIN ISLANDS	49	20	0.0	52	1	0.1
VIRGINIA	36	51,995	0.0	22	31	1.7
WASHINGTON	52	0	0.0	55	0	0.0
WEST VIRGINIA	6	8,395,116	3.0	25	28	1.6
WISCONSIN	42	5,159	0.0	29	20	1.1
WYOMING	8	1,970,452	0.7	47	5	0.3
TOTAL		277,316,939	100.0		1,787	100.0

¹Quantity managed only by storage is excluded.

Note: Columns may not sum due to rounding.

DATA QUALITY AND COMPLETENESS

The data presented in this report have been provided by States to their respective EPA Regional offices. In some cases the data were also collected by EPA Regional offices. When the data were transmitted to EPA Headquarters, the State or Region that collected the data provided an indication of how complete the data were for each State that was being transmitted. Exhibit 3 lists the current level of completion for each State according to one of the two categories described below.

1. State believes data submission is complete.

State has indicated that it provided all required data for all handlers that were required to file the 1995 Biennial Report, including all LQGs and TSDs in the State. (Please note that sites claiming confidential business information have been excluded from all volumes of this preliminary report.)

2. State believes data submission is incomplete.

State has indicated that its data omitted handlers that were required to file the 1995 Biennial Report. Data for these States will probably change when a complete submission is received for the State.

WHERE TO OBTAIN ADDITIONAL INFORMATION

All volumes of *The Preliminary Biennial RCRA Hazardous Waste Report (Based on 1995 Data)*, as well as the 1995 Preliminary Biennial Reporting System (BRS) database, can be obtained via the Internet at: "<http://www.epa.gov/epaoswer/hazwaste/data/>" or they can be purchased from the National Technical Information Service (NTIS) at (703) 487-4650.

Preliminary Biennial RCRA Hazardous Waste Report: Based on 1995 Data


Exhibit 3 Status of State Data Submissions, 1995


STATE	STATUS OF STATE DATA SUBMISSION
ALABAMA	STATE BELIEVES DATA SUBMISSION IS COMPLETE.
ALASKA	STATE BELIEVES DATA SUBMISSION IS COMPLETE.
ARIZONA	STATE BELIEVES DATA SUBMISSION IS COMPLETE.
ARKANSAS	STATE BELIEVES DATA SUBMISSION IS COMPLETE.
CALIFORNIA	STATE BELIEVES DATA SUBMISSION IS COMPLETE.
COLORADO	STATE BELIEVES DATA SUBMISSION IS COMPLETE.
CONNECTICUT	STATE BELIEVES DATA SUBMISSION IS COMPLETE.
DELAWARE	STATE BELIEVES DATA SUBMISSION IS COMPLETE.
DISTRICT OF COLUMBIA	STATE BELIEVES DATA SUBMISSION IS COMPLETE.
FLORIDA	STATE BELIEVES DATA SUBMISSION IS COMPLETE.
GEORGIA	STATE BELIEVES DATA SUBMISSION IS COMPLETE.
GUAM	STATE BELIEVES DATA SUBMISSION IS COMPLETE.
HAWAII	STATE BELIEVES DATA SUBMISSION IS COMPLETE.
IDAHO	STATE BELIEVES DATA SUBMISSION IS COMPLETE.
ILLINOIS	STATE BELIEVES DATA SUBMISSION IS COMPLETE.
INDIANA	STATE BELIEVES DATA SUBMISSION IS COMPLETE.
IOWA	STATE BELIEVES DATA SUBMISSION IS INCOMPLETE.
KANSAS	STATE BELIEVES DATA SUBMISSION IS COMPLETE.
KENTUCKY	STATE BELIEVES DATA SUBMISSION IS COMPLETE.
LOUISIANA	STATE BELIEVES DATA SUBMISSION IS COMPLETE.
MAINE	STATE BELIEVES DATA SUBMISSION IS COMPLETE.
MARYLAND	STATE BELIEVES DATA SUBMISSION IS INCOMPLETE.
MASSACHUSETTS	STATE BELIEVES DATA SUBMISSION IS COMPLETE.
MICHIGAN	STATE BELIEVES DATA SUBMISSION IS INCOMPLETE.
MINNESOTA	STATE BELIEVES DATA SUBMISSION IS COMPLETE.
MISSISSIPPI	STATE BELIEVES DATA SUBMISSION IS COMPLETE.
MISSOURI	STATE BELIEVES DATA SUBMISSION IS INCOMPLETE.
MONTANA	STATE BELIEVES DATA SUBMISSION IS COMPLETE.
NAVAJO NATION	STATE BELIEVES DATA SUBMISSION IS COMPLETE.
NEBRASKA	STATE BELIEVES DATA SUBMISSION IS INCOMPLETE.
NEVADA	STATE BELIEVES DATA SUBMISSION IS COMPLETE.
NEW HAMPSHIRE	STATE BELIEVES DATA SUBMISSION IS COMPLETE.
NEW JERSEY	STATE BELIEVES DATA SUBMISSION IS COMPLETE.
NEW MEXICO	STATE BELIEVES DATA SUBMISSION IS COMPLETE.
NEW YORK	STATE BELIEVES DATA SUBMISSION IS COMPLETE.
NORTH CAROLINA	STATE BELIEVES DATA SUBMISSION IS COMPLETE.
NORTH DAKOTA	STATE BELIEVES DATA SUBMISSION IS COMPLETE.
OHIO	STATE BELIEVES DATA SUBMISSION IS INCOMPLETE.
OKLAHOMA	STATE BELIEVES DATA SUBMISSION IS COMPLETE.
OREGON	STATE BELIEVES DATA SUBMISSION IS COMPLETE.
PENNSYLVANIA	STATE BELIEVES DATA SUBMISSION IS COMPLETE.
PUERTO RICO	STATE BELIEVES DATA SUBMISSION IS INCOMPLETE.
RHODE ISLAND	STATE BELIEVES DATA SUBMISSION IS COMPLETE.
SOUTH CAROLINA	STATE BELIEVES DATA SUBMISSION IS COMPLETE.
SOUTH DAKOTA	STATE BELIEVES DATA SUBMISSION IS COMPLETE.
TENNESSEE	STATE BELIEVES DATA SUBMISSION IS COMPLETE.
TEXAS	STATE BELIEVES DATA SUBMISSION IS COMPLETE.
TRUST TERRITORY	STATE BELIEVES DATA SUBMISSION IS COMPLETE.
UTAH	STATE BELIEVES DATA SUBMISSION IS INCOMPLETE.
VERMONT	STATE BELIEVES DATA SUBMISSION IS COMPLETE.
VIRGIN ISLANDS	STATE BELIEVES DATA SUBMISSION IS COMPLETE.
VIRGINIA	STATE BELIEVES DATA SUBMISSION IS COMPLETE.
WASHINGTON	STATE BELIEVES DATA SUBMISSION IS COMPLETE.
WEST VIRGINIA	STATE BELIEVES DATA SUBMISSION IS COMPLETE.
WISCONSIN	STATE BELIEVES DATA SUBMISSION IS INCOMPLETE.
WYOMING	STATE BELIEVES DATA SUBMISSION IS COMPLETE.



List of Treatment, Storage, and Disposal Facilities in the United States

The Preliminary National
Biennial RCRA Hazardous Waste
Report (Based on 1995 Data)





INTRODUCTION TO LIST OF TREATMENT, STORAGE OR DISPOSAL FACILITIES

This document contains a list of treatment, storage and disposal (TSD) facilities, as identified by EPA's Biennial Report. The Biennial Report is a census of hazardous waste generators and managers regulated by the Resource Conservation and Recovery Act of 1976 (RCRA), as amended. Section 3004 provides authority for the EPA Administrator to promulgate standards that shall include, but need not be limited to, requirements respecting the maintenance of records of all hazardous wastes treated, stored or disposed and the manner in which such wastes are treated, stored or disposed. There are 1,787 treatment, storage and disposal facilities on this list.

The Federal Definition of a TSD Facility

A TSD facility, according to 40 CFR 260.10, is a facility that performs one or more of the following functions:

Treatment -- Any method, technique, or process, including neutralization, designed to change the physical, chemical, or biological character or composition of any hazardous waste so as to neutralize such waste, or so as to recover energy or material resources from the waste, or so as to render such waste non-hazardous, or less hazardous; safer to transport, store, or dispose of; or amenable for recovery, amenable for storage, or reduced in volume.

Storage -- The holding of hazardous waste for a temporary period, at the end of which the hazardous waste is treated, disposed of, or stored elsewhere.

Disposal -- The discharge, deposit, injection, dumping, spilling, leaking, or placing of any solid waste or hazardous waste into or on any land or water so that such solid waste or hazardous waste or any constituent thereof may enter the environment or be emitted into the air or discharged into any waters, including ground waters.

For a complete description of what is included in this report, please see the Executive Summary sections "RCRA Hazardous Waste" and "RCRA Hazardous Waste Management."


What Is On This List

Facilities on this list identified themselves as TSD facilities when they reported they had RCRA-permitted or interim status storage, or they conducted treatment, disposal, or recycling in units subject to RCRA permitting standards. Facilities reported their status as a TSD facility by entering the appropriate value in Box A or B in Section VI on the Identification and Certification Form of the "1995 Hazardous Waste Report Instructions and Forms," or on State developed Biennial Report forms. A TSD on the list may have its associated management quantity listed as zero if:

- o It identified itself as a TSD but did not report any information about treatment, storage or disposal quantities.
- o It identified itself as a TSD but all waste was reported to be managed in treatment units exempt from RCRA permitting standards.
- o It only identified itself as a TSD because of wastes it stored. While waste storage is an appropriate reason for a facility to identify itself as a TSD, the quantities of waste stored are not counted toward overall management totals.

Confidential Business Information

Treatment, storage, and disposal (TSD) facilities that submitted their data as Confidential Business Information (CBI) in Georgia are not included in the State's list of reported TSDs.



Treatment, Storage, or Disposal Facilities by State

ALABAMA

REPORTED RCRA TREATMENT, STORAGE OR DISPOSAL (TSD) FACILITIES

EPA ID	TSD FACILITY NAME	LOCATION CITY	RCRA TONS MANAGED
ALD003397569	ACIPCO (AMERICAN CAST IRON PIPE COMPANY)	BIRMINGHAM	2,000.500
ALD008161176	AKZO CHEMICALS, INC.	AXIS	.000
ALD981023229	AL NATL GUARD CSMS NO 1	MONTGOMERY	.000
ALD031499833	ALLIED SIGNAL INC FAIRFIELD TAR	BIRMINGHAM	206.344
ALD094476793	ALLWORTH, INC.	BIRMINGHAM	3,605.984
ALD983170010	AMPS (AFTERMARKET PARTS & SUPPLY, INC.)	MOBILE	30,546.367
AL3210020027	ANNISTON ARMY DEPOT	ANNISTON	744.000
ALD000622464	CHEMICAL WASTE MANAGEMENT, INC.	EMMELLE	78,920.884
ALD001221902	CIBA-GEIGY CORPORATION	MCINTOSH	901,712.666
ALD004023180	DECATUR ALUMINUM CORPORATION	DECATUR	.000
ALD093179315	E.I.DU PONT DE NEMOURS & CO.	AXIS	277.321
ALD044075919	EATON CORP ATHENS ALABAMA PLANT	ATHENS	44.000
ALD000827154	ELF ATOCHEM NORTH AMERICA INC	AXIS	71.662
ALD004488169	EVERWOOD TREATMENT CO INC	SPANISH FORT	.000
ALD981020894	FISHER INDUSTRIAL SERVICE, INC.	GLENCOE	6,573.695
ALD004014973	GULF STATES STEEL	GADSDEN	261.503
ALD094472651	HAGER HINGE CO	OXFORD	.000
ALD981919368	HAMILTON PLASTIC PRODUCTS	HAMILTON	17.726
ALD058036054	HEIL MFG CO INC	FORT PAYNE	.133
AL0000629469	LEGACY CABINETS LLC	EASTABOGA	.000
ALD095687786	LOUISIANA-PACIFIC CORPORATION	LOCKHART	15,439.800
ALD061311569	LOZIER CORPORATION	SCOTTSBORO	.000
ALD070513767	M & M CHEMICAL & EQUIPMENT COMPANY, INC.	ATTALLA	40,420.741
ALD983192402	MEDUSA CEMENT COMPANY (DEMOPOLIS)	DEMOPOLIS	27,341.700
ALD008180572	MOBILE PULLEY & MACHINE WORKS INC	MOBILE	.000
ALD054571278	NATIONAL-STANDARD COLUMBIANA PLANT	COLUMBIANA	237.921
ALD981867062	NOVACOR CHEMICALS INC	DECATUR	1,936.538
ALD049699366	OPELIKA FOUNDRY	OPELIKA	.000
ALD981469992	OWENS-ALABAMA METAL FINISHING	ATHENS	.000
AL7210020742	REDSTONE ARSENAL	REDSTONE ARSENAL	153.990
ALD981028798	SAFETY-KLEEN CORP	HUNTSVILLE	.000
ALD071951628	SAFETY-KLEEN CORPORATION	WHISTLER	.000
ALD983191537	SAFETY-KLEEN CORPORATION	DOLOMITE	.000
ALD046481032	SANDERS LEAD COMPANY, INC.	TROY	125,065.948
ALD981019045	SYSTECH ENVIRONMENTAL CORPORATION	DEMOPOLIS	23,591.742
ALD982097172	TELEDYNE BROWN ENGINEERING	HUNTSVILLE	.000
ALD983177015	TERRA FIRST INC-AL STORAGE OPS	VERNON	.000
ALD982092579	THERMALEX INC.	MONTGOMERY	.000
AL8640015410	TVA BROWNS FERRY NUCLEAR PLANT	ATHENS	5.265
AL3640090004	TVA ENVIRONMENTAL RESEARCH CENTER	MUSCLE SHOALS	.000
AL2640090005	TVA MUSCLE SHOALS POWER SERVICE CENTER	MUSCLE SHOALS	.000
ALD983166042	UNITED PLATING INC	HUNTSVILLE	.000
ALD067111450	UNITED PLATING, INC.	HUNTSVILLE	.000
ALD079474037	UNIVERSITY OF SOUTH ALABAMA, MAIN CAMPUS	MOBILE	3.206
AL6210020776	US ARMY AVIATION CENTER	FORT RUCKER	.000
ALD004023164	3M DECATUR	DECATUR	.000

Note: Please refer to the introduction for an explanation of this list.

Preliminary Biennial RCRA Hazardous Waste Report: Based on 1995 Data

ALASKA

REPORTED RCRA TREATMENT, STORAGE OR DISPOSAL (TSD) FACILITIES

EPA ID	TSD FACILITY NAME	LOCATION CITY	RCRA TONS MANAGED
-----	-----	-----	-----
AKD983075672	ARCTIC PIPE INSPECTION INC	KENAI	.000
AKD000643239	BP EXPLORATION ALASKA INC PRUDHOE BAY	PRUDHOE BAY	53.592
AKD009266149	CHEVRON USA,ALASKA REFINERY	KENAI	.000
AK8570028649	ELMENDORF AFB, ALASKA	ELMENDORF AFB	5.614
AKD983068677	FAIRBANKS INTERNATIONAL AIRPORT ADOT & P	FAIRBANKS	.000
AKD035416007	SEEKINS FORD LINCOLN MERC	FAIRBANKS	4.500
AKD048679682	TESORO ALASKA KENAI	KENAI	141,550.459
AK1210022157	U.S. ARMY FORT RICHARDSON	FORT RICHARDSON	.000
AK6210022426	U.S. ARMY FORT WAINWRIGHT	FORT WAINWRIGHT	.000
AKD048679567	UNIVERSITY OF ALASKA FAIRBANKS	FAIRBANKS	.000
AK9690330742	USCG SUPPORT CENTER, KODIAK, AK	KODIAK	.000
AK0690390042	USDOT CG CUTTER SWEETBRIAR WLB405	CORDOVA	.000

Note: Please refer to the introduction for an explanation of this list.

Treatment, Storage, or Disposal Facilities by State

ARIZONA

REPORTED RCRA TREATMENT, STORAGE OR DISPOSAL (TSD) FACILITIES

EPA ID	TSD FACILITY NAME	LOCATION CITY	RCRA TONS MANAGED
-----	-----	-----	-----
AZT050010180	ADVANCED ENV TECH/CHEM WASTE MGMT	PHX	.000
AZD980735179	ALLIED SIGNAL LAMINATE SYS	CHANDLER	96.273
AZ4570024139	BARRY M GOLDWATER RANGE	YUMA	3.385
AZ7213820635	CAMP NAVAJO	BELLEMONT	.837
AZD982478216	CYPRUS SIERRITA CORP	GREEN VLY	.000
AZ4570024055	DAVIS MONTHAN AFB	TUCSON	1.449
AZD982414393	FIBERITE	TEMPE	.000
AZD980892731	GREENFIELD ENV OF AZ	PHX	.000
AZD009005422	HUGHES MISSILE SYSTEMS	TUCSON	6,548.100
AZD049318009	LAIDLAW ENV SVC	PHX	.000
AZ4572190029	LUKE DRMO	GLENDALE	.000
AZD043848050	MOTOROLA	MESA	.000
AZT000624429	PALO VERDE NUCLEAR GEN STA	WINTERSBURG	58.202
AZD983481656	PIMA COUNTY	TUCSON	.000
AZD083726034	REVLON CONSUMER PRDTS	PHX	.000
AZD009015389	ROMIC ENVIRONMENTAL TECHNOLOGIES	CHANDLER	2,293.107
AZD089308803	SAFETY KLEEN	PHX	.000
AZD980892897	SAFETY KLEEN	TUCSON	.000
AZD981969504	SAFETY KLEEN	CHANDLER	.000
AZD020132502	TALLEY DEFENSE SYS	MESA	13.829
AZD982491649	TRW	MESA	.000
AZT000612135	UNITED MUSICAL INSTRUMENTS	NOGALES	.000
AZD980814479	UNIVERSAL PROPULSION	PHX	10.459
AZD982479354	UNIVERSITY MEDICAL CTR	TUCSON	31.872
AZD000819615	UNIVERSITY OF AZ- TUCSON	TUCSON	.000
AZD982441263	WESTATES CARBON	PARKER	1,971.305

Note: Please refer to the introduction for an explanation of this list.

Preliminary Biennial RCRA Hazardous Waste Report: Based on 1995 Data

ARKANSAS

REPORTED RCRA TREATMENT, STORAGE OR DISPOSAL (TSD) FACILITIES

EPA ID -----	TSD FACILITY NAME -----	LOCATION CITY -----	RCRA TONS MANAGED -----
ARD052528809	ALBEMARLE CORP SOUTH PLANT	MAGNOLIA	305.000
ARR000000083	ALUMAX COATED PRODUCTS	W HELENA	.000
ARD981512270	ASH GROVE CEMENT COMPANY	FOREMAN	52,554.776
ARD006341119	AT&T CUSTOM MANUFACT CENTER	LITTLE ROCK	.000
ARD091688283	ATLANTIC RESEARCH CORP	E CAMDEN	58.635
ARD990660649	CEDAR CHEMICAL CORP	W HELENA	.000
ARD107289001	DANAHER TOOL GROUP FAYETTEVILLE AR	FAYETTEVILLE	31.520
ARD089234884	EASTMAN CHEMICAL CO ARK DIV	BATESVILLE	44,727.986
ARD069748192	ENSCO INC	EL DORADO	45,869.511
ARD981908973	FARR COMPANY	JONESBORO	.000
ARD082577602	GRACE MANUFACTURING INC	RUSSELLVILLE	.000
ARR000000992	GRAYS AIRCRAFT REFINISHING	OZARK	71.935
ARD043195429	GREAT LAKES CHEMICAL CORP MAIN	EL DORADO	.000
ARD981146715	HH ROBERTSON	SHERIDAN	.000
AR0000885889	IMI-TECH CORPORATION	MAGNOLIA	.000
ARR000000125	INTERNATIONAL PAPER CULLENDALE	CAMDEN	.000
ARD000804179	INTERNATIONAL PAPER PINE BLUFF MILL	PINE BLUFF	4.373
ART060010345	MATTHEWS INTERNATIONAL CORPORATION	SEARCY	.000
ART060010303	OKLA HOMER SMITH	FT SMITH	.000
AR0000064311	REMINGTON ARMS CO INC	LONOKE	7.550
ARD006354161	REYNOLDS METALS CO GUM SPRINGS PLANT	GUM SPRINGS	72,679.700
ARD981057870	RINECO	BENTON	40,431.065
ARD071255202	RIXEY IRON & METAL	N LITTLE ROCK	.000
ARD000709733	SAFETY KLEEN CORP	FT SMITH	.000
ARD054575238	SAFETY KLEEN CORP	LITTLE ROCK	.000
ARD980509848	SF SERVICES BLYTHEVILLE WAREHOUSE	BLYTHEVILLE	.000
ARD082578956	SMI JOIST COMPANY	HOPE	.000
ARD035663301	THE COLONELS FACTORY OUTLET OF ARKANSAS	W MEMPHIS	.000
ARD980621288	THE COLONELS FACTORY OUTLET OF ARKANSAS	W MEMPHIS	.000
ARD084938737	TRACOR AEROSPACE ARK OPS	E CAMDEN	.000
ARD980867873	TRACOR AEROSPACE R1/R15 FACILITY	E CAMDEN	9.178
ARD983272485	TREFILARBED ARKANSAS INC	PINE BLUFF	.000
ARD075661595	UNION PACIFIC RR NLR JENKS SHOP COMPLEX	N LITTLE ROCK	.000
AR8571924473	US AIR FORCE EAKER AFB	BLYTHEVILLE	.000
AR0213820707	US ARMY PINE BLUFF ARSENAL	PINE BLUFF	46.563
AR6140090006	USEPA INCINERATION RESEARCH FACILITY	JEFFERSON	11.398
ARD071245401	VAN WATERS & ROGERS, INC	JACKSONVILLE	.000

Note: Please refer to the introduction for an explanation of this list.

Treatment, Storage, or Disposal Facilities by State

CALIFORNIA

REPORTED RCRA TREATMENT, STORAGE OR DISPOSAL (TSD) FACILITIES

EPA ID	TSD FACILITY NAME	LOCATION CITY	RCRA TONS MANAGED
CAD041835695	ACME SANITARY LANDFILL	MARTINEZ	.000
CAD000030494	AEROJET SACRAMENTO OPERATIONS	RANCHO CORDOVA	4,505.855
CAD056446388	AMVAC CHEMICAL CORPORATION	LOS ANGELES	95.700
CAD051612802	ANACOMP, INC.	SUNNYVALE	.000
CAT080010101	APPROPRIATE TECHNOLOGIES II, INC.	CHULA VISTA	704.800
CAD091933895	ARISTECH CHEMICAL CORPORATION	COLTON	.000
CAD044061422	ASHLAND CHEMICAL	SANTA FE SPRINGS	.000
CAD044046274	ASHLAND CHEMICAL CO.	COMMERCE	1,820.133
CAD074644659	BARON BLAKESLEE	NEWARK	.000
CAT080012263	BAYDAY CHEMICAL	SANTA CLARA	.000
CA7570024508	BEALE AIR FORCE BASE	BEALE AFB	.000
CAD008254708	BECKMAN INSTRUMENTS, INC.	FULLERTON	.000
CAD048645444	BECKMAN INSTRUMENTS, INC.	PORTERVILLE	5,400.888
CAD002604866	BETZ LABS INC.	COMPTON	.000
CAD067786749	BKK LANDFILL	WEST COVINA	57,980.597
CAT080014079	CALIFORNIA ADVANCED ENVIRONMENTAL(CAETC)	RICHMOND	.000
CA3570024551	CASTLE AFB	ATWATER	.000
CAD093435022	CERTAINTAD CORPORATION	CHOWCHILLA	957.100
CAD008302903	CHEMICAL WASTE MANAGEMENT-AZUSA FACILITY	AZUSA	1,113,921.566
CAT000646117	CHEMICAL WASTE MANAGEMENT, INC KETTLEMAN	KETTLEMAN CITY	21,717.450
CAD980884183	CHEMICAL WASTE MANAGEMENT, INC.	RANCHO CORDOVA	.000
CAD043237486	CHEVRON CHEMICAL COMPANY	RICHMOND	47,567.886
CAD009114919	CHEVRON PRODUCTS COMPANY	RICHMOND	3,085.400
CAD008336901	CHEVRON USA PRODUCT	EL SEGUNDO	23,846.900
CAR000003863	COMMUNICATIONS AND POWER INDUSTRIES, INC	PALO ALTO	2,017.502
CAT080011489	CONTRA COSTA POWER PLANT	ANTIOCH	.000
CAD009110867	COURTAULDS AEROSPACE	BERKELEY	.000
CAD028409019	CROSBY AND OVERTON, INC.	LONG BEACH	2,613.240
CAD062062435	CROWN BEVERAGE PACKAGING COMPANY	VAN NUYS	2.620
CA8210020832	DEFENSE DISTRIBUTION REGION WEST -SHARPE	LATHROP	.000
CA4971520834	DEFENSE DISTRIBUTION REGION WEST-TRACY	TRACY	.000
CAD009305848	DELCO SYSTEMS OPERATIONS	GOLETA	.000
CAT080013352	DEMENNO/KERDOON	COMPTON	.000
CAD000633305	DEP. OF WATER & POWER - CITY OF L.A.	LOS ANGELES	.000
CAD020161642	DETREX CORPORATION	LOS ANGELES	156.131
CAD076528678	DOW CHEMICAL - PITTSBURG	PITTSBURG	205.154
CA1570024504	EDWARDS AIR FORCE BASE	EDWARDS AIR FORCE BASE	.000
CAD044429835	ENSCO WEST INC.	WILMINGTON	3,002.518
CA4170090027	FLEET & INDUSTRIAL SUPPLY CENTER, OAKLAN	OAKLAND	.000
CAD055698815	GENERAL AMERICAN TRANSPORTATION	COLTON	.000
CAD067638957	GENERAL ATOMICS	SAN DIEGO	.000
CAD009142290	GENERAL CHEMICAL CORPORATION -BAY PT. WO	PITTSBURG	.000
CAD030584502	GENERAL ELECTRIC COMPANY	ANAHEIM	.000
CAD043260702	GIBSON ENVIRONMENTAL	REDWOOD CITY	5,292.331
CAD980883177	GIBSON ENVIRONMENTAL	BAKERSFIELD	3,316.713
CAD097854541	GNB BATTERY TECHNOLOGIES	LOS ANGELES	357,998.796
CAD004771168	H&H SHIP SERVICE CO.	SAN FRANCISCO	.000
CAD063109243	HUGHES AIRCRAFT COMPANY - FULLERTON	FULLERTON	.000
CAD000633230	HUGHES AIRCRAFT COMPANY, EOS, ESS	EL SEGUNDO	.000
CAD060897063	HUGHES SPACE AND COMMUNICATIONS COMPANY	EL SEGUNDO	.000
CAD990843989	IBM CORPORATION-STORAGE SYSTEMS DIVISION	SAN JOSE	326,340.939
CAD000060012	IT CORPORATION--PANOCHE FACILITY	BENICIA	11,505.968
CAD008323388	JOHNSON CONTROLS BATTERY GROUP, INC.	FULLERTON	.000
CAD088504881	KINSBURSKY BROTHERS SUPPLY, INC.	ANAHEIM	9,225.037
CAD009112087	KOPPERS INDUSTRIES INC.	OROVILLE	.000

Note: Please refer to the introduction for an explanation of this list.

Preliminary Biennial RCRA Hazardous Waste Report: Based on 1995 Data

CALIFORNIA

REPORTED RCRA TREATMENT, STORAGE OR DISPOSAL (TSD) FACILITIES

EPA ID	TSD FACILITY NAME	LOCATION CITY	RCRA TONS MANAGED
CAD980675276	LAIDLAW ENVIRONMENTAL SERVICES	BUTTONWILLOW	5,392.090
CAD000633164	LAIDLAW ENVIRONMENTAL SERVICES INC.	WESTMORLAND	13,891.070
CA4890008986	LAWRENCE BERKELEY NATIONAL LABORATORY	BERKELEY	4,906.552
CA2890012584	LAWRENCE LIVERMORE NATIOAL LAB MAINSITE	LIVERMORE	21.117
CA2890090002	LAWRENCE LIVERMORE NATIOAL LAB SITE 300	TRACY	.000
CAD009125535	LOCKHEED MARTIN MISSILES AND SPACE	SUNNYVALE	1,140.000
CA6170023109	LONG BEACH NAVAL SHIPYARD	LONG BEACH	26,029.742
CA7170024775	MARE ISLAND NAVAL SHIPYARD VALLEJO, CA.	VALLEJO,	.000
CA9170090022	MCAS TUSTIN, P.O.	SANTA ANA	.000
CA4570024337	MCCLELLAN AFB	MCCLELLAN AFB	.000
CAD076180843	MCWHORTER TECHNOLOGIES, INC.	LYNWOOD	2,054.123
CAD069124717	MICRO METALLICS CORPORATION	SAN JOSE	.000
CAD009539321	MOLYCORP, INC., MOUNTAIN PASS, CA	MOUNTAIN PASS	2,203.500
CAD008334260	MORTON ELECTRONIC MATERIALS	TUSTIN	.000
CAD982444887	NATIONAL CEMENT COMPANY	LEBEC	18,508.584
CA2170023236	NAVAL AIR STATION ALAMEDA, CA	ALAMEDA	.000
CA3170024381	NAVAL AIR STATION, LEMOORE	LEMOORE	.000
CA7170090016	NAVAL AIR STATION, NORTH ISLAND	SAN DIEGO	5,747.416
CA6170023323	NAVAL CONSTRUCTION BATTALION CENTER	PORT HUENEME	.000
CA6170024289	NAVAL STATION SAN DIEGO	SAN DIEGO	.000
CA0170024491	NAVAL WEAPONS STATION	SEAL BEACH	.000
CA7170024528	NAVAL WEAPONS STATION CONCORD	CONCORD	1.702
CAD097030993	NORRIS ENVIRONMENTAL SERVICES, INC.	VERNON	374,056.772
CAD981422017	OLYMPIC PCB STORAGE FACILITY	LOS ANGELES	.000
CAD008252405	PACIFIC RESOURCE RECOVERY	LOS ANGELES	8,647.296
CAD077966349	PG&E DIABLO CANYON POWER PLANT	AVILA BEACH	.000
CAT080011562	PG&E HUMBOLDT BAY POWER PLANT	EUREKA	.000
CAT080011646	PG&E MORRO BAY POWER PLANT	MORRO BAY	.000
CAT080011653	PG&E MOSS LANDING POWER PLANT	MOSS LANDING	.000
CAD008488025	PHIBRO-TECH, INC.	SANTA FE SPRINGS	114,015.735
CAD981160948	PHIBRO-TECH, INC.	UNION CITY	2,915.244
CAD070466479	PHILIPS SEMICONDUCTORS	SUNNYVALE	.000
CAT000625137	PICO RIVERA STORAGE FACILITY	PICO RIVERA	.000
CAT080011695	PITTSBURG POWER PLANT	PITTSBURG	.000
CAD008323438	PPG INDUSTRIES, INC.	LOS ANGELES	.000
CAD066233966	QUEMETCO, INC.	CITY OF INDUSTRY	353,630.859
CAD008364432	RHO-CHEM FACILITY	INGLEWOOD	4,731.862
CA7210020759	RIVERBANK ARMY AMMUNITION PLANT	RIVERBANK	3,199.917
CAD982479206	ROCKWELL AEROSPACE	PALMDALE	.000
CA1800090010	ROCKWELL INTL/ROCKETDYNE/SSFL/NASA	SIMI HILLS	77,025.688
CAD093365435	ROCKWELL/ROCKETDYNE/SSFL	SIMI HILLS	493,849.416
CA3890090001	ROCKWELL/ROCKETDYNE/SSFL/RMHF	SIMI HILLS	.000
CAD000629972	ROCKWELL/ROCKETDYNE/SSFL/133	SIMI HILLS	.000
CAD050806850	ROLLINS OPC INC.	LOS ANGELES	9,508.819
CAD009452657	ROMIC ENVIRONMENTAL TECHNOLOGIES CORP.	EAST PALO ALTO	20,977.284
CAD066113465	SAFETY-KLEEN	FRESNO	.000
CAT000613950	SAFETY-KLEEN	RANCHO CORDOVA	.000
CAT000613976	SAFETY-KLEEN	SANTA ANA	.000
CAT000613935	SAFETY-KLEEN CORP	LOS ANGELES	.000
CAD053044053	SAFETY-KLEEN CORP.	OAKLAND	.000
CAD093459485	SAFETY-KLEEN CORP.	REEDLEY	24,469.189
CAT000613893	SAFETY-KLEEN CORP.	EL MONTE	.000
CAT000613927	SAFETY-KLEEN CORP.	HIGHLAND	.000
CAT000613943	SAFETY-KLEEN CORP.	ROHNERT PARK	.000
CAT000613968	SAFETY-KLENN	SALIDA	.000

Note: Please refer to the introduction for an explanation of this list.

Treatment, Storage, or Disposal Facilities by State

CALIFORNIA

REPORTED RCRA TREATMENT, STORAGE OR DISPOSAL (TSD) FACILITIES

EPA ID	TSD FACILITY NAME	LOCATION CITY	RCRA TONS MANAGED
-----	-----	-----	-----
CA2890012923	SANDIA NATIONAL LABORATORIES/DOE	LIVERMORE	.000
CAD028260297	SANTA BARBARA RESEARCH CENTER	GOLETA	1.230
CAD0009164021	SHELL OIL COMPANY	MARTINEZ	8,504,969.200
CA5210020843	SIERRA ARMY DEPOT	HERLONG	.000
CAD059494310	SOLVENT SERVICE CO, INC.	SAN JOSE	10,753.703
CAD008489981	SONIC PLATING CD., INC.	SANTA FE SPRINGS	.000
CAD000630921	SOUTHERN CALIFORNIA EDISON CO. SONGS	SAN CLEMENTE	.000
CAD000030528	SPACE SYSTEMS/LORAL	PALO ALTO	.000
CAD000088252	STATEWIDE ENVIRONMENTAL SERVICES, INC.	LOS ANGELES	.000
CAT080031628	SYSTECH ENVIRONMENTAL - LOS ROBLES	LEBEC	.000
CAD059277137	TECHALLOY CO., INC.	PERRIS	.000
CAD990833006	TELEDYNE RELAYS	HAWTHORNE	548.864
CAD009220898	TELEDYNE RYAN AERONAUTICAL	HOLLISTER	13.447
CAD990833014	TELEDYNE RYAN ELECTRONICS	SAN DIEGO	.000
CAD041520644	TEXACO LOS ANGELES PLANT	WILMINGTON	17,576.500
CAD009547050	THE DOW CHEMICAL CO., TORRANCE	TORRANCE	.000
CA5570024575	TRAVIS AIR FORCE BASE	TRAVIS AFB	.000
CAD008324949	TRW SPACE & ELECTRONICS MANHATTAN BEACH	MANHATTAN BEACH	.000
CAD077184745	UNITED DEFENSE, LP - GROUND SYSTEMS DIV.	SAN JOSE	.000
CAD001705235	UNITED TECHNOLOGIES CORPORATION	SAN JOSE	.606
CAD009108705	UNOCAL - SAN FRANCISCO REFINERY	RODEO	4,098,658.624
CA1170090012	USDLA DRMO ALAMEDA	ALAMEDA	.000
CAD009150194	USS-POSCO INDUSTRIES	PITTSBURG	12,051.250
CA9570025149	VANDENBERG AIR FORCE BASE	VANDENBERG AFB	.000
CAD009120817	VARIAN ASSOCIATES, INC.	PALO ALTO	6,506.672
CA8170090023	YERMO, MCLB, BARSTOW	BARSTOW	1.037
CAD980881676	76 PRODUCTS COMPANY-LAR CARSON PLANT	CARSON	3,568.500

Note: Please refer to the introduction for an explanation of this list.

Preliminary Biennial RCRA Hazardous Waste Report: Based on 1995 Data

COLORADO

REPORTED RCRA TREATMENT, STORAGE OR DISPOSAL (TSD) FACILITIES

EPA ID	TSD FACILITY NAME	LOCATION CITY	RCRA TONS MANAGED
-----	-----	-----	-----
C00980635841	AXELSON INC/DBA DRESSER OIL TOOLS	COLORADO SPRINGS	104.767
C00980952097	CDOT TRANSPORTATION HQ	DENVER	4,072.285
C0R000003012	CHAFFEE COUNTY	SALIDA	.000
C00980591184	CHEMICAL WASTE MANAGEMENT, INC.	HENDERSON	.000
C00073407421	CLIMAX MOLYBDENUM COMPANY	CLIMAX	.003
C0T090011529	COLORADO STATE UNIVERSITY (DISPOSAL)	FORT COLLINS	.000
C00069712792	COLORADO STATE UNIVERSITY (STORAGE)	FORT COLLINS	.000
C00054929989	COORS BREWING CO GOLDEN	GOLDEN	.000
C00007060981	E I DUPONT DE NEMOURS & CO INC	LOUVIERS	4.500
C00075754663	ENSIGN-BICKFORD COMPANY	LOUVIERS	22.327
C02210020150	FORT CARSON HEADQUARTERS	FORT CARSON	.000
C00041099086	HEWLETT-PACKARD	COLORADO SPRINGS	.000
C00991300484	HIGHWAY 36 LAND DEVELOPMENT CORP	DEER TRAIL	110,011.772
C00001883164	INTERNATIONAL BUSINESS MACHINES CORP.	BOULDER	.000
C00177932241	JACKSONS AUTOMOTIVE	NORTHGLENN	.000
C00078341658	KODAK COLORADO DIVISION	WINDSOR	.000
C00007077175	KOPPERS (BEAZER EAST INC)	DENVER	.000
C00097147987	NTI - DIVISION OF COLO SPRNGS CIRCU	COLORADO SPRINGS	.000
C09571924191	PETERSON AIR FORCE BASE	PETERSON	.000
C00041094285	PLATTE CHEMICAL CO	GREELEY	.000
C00007060999	POWER ENGINEERING COMPANY	DENVER	.000
C08213820725	PUEBLO DEPOT ACTIVITY	PUEBLO	.000
C00000716597	ROCKWELL SEMICONDUCTOR SYSTEMS INC	COLORADO SPRINGS	.000
C05210020769	ROCKY MOUNTAIN ARSENAL	COMMERCE CITY	3.599
C00000716621	SAFETY-KLEEN CORP 0-007-41	ENGLEWOOD	.000
C0T090010851	SAFETY-KLEEN CORP. 605201	GRAND JUNCTION	.000
C00000716639	SAFETY-KLEEN CORP. 605204	PUEBLO	.000
C00076470525	SYNTEX CHEMICALS INC	BOULDER	31,396.705
C00981551286	SYNTEX LYONS GROUNDWATER CLEANUP	LYONS	14,245.525
C07890010526	U S DEPARTMENT OF ENERGY	GOLDEN	30,986.070
C06890090065	U S DOE GRAND JUNCTION PROJ OFF	GRAND JUNCTION	.000
C00000971945	UNION PACIFIC RAILROAD	COMMERCE CITY	.000
C00001028398	UNION PACIFIC RAILROAD	EADS	.000
C00007431505	UNIVERSITY OF COLORADO	BOULDER	.000
C00980718902	UNOCAL PARACHUTE CREEK SHALE OIL	PARACHUTE	.000
C03141190014	US GEOLOGICAL SURVEY	ARVADA	199.479

Note: Please refer to the introduction for an explanation of this list.

Treatment, Storage, or Disposal Facilities by State

CONNECTICUT

REPORTED RCRA TREATMENT, STORAGE OR DISPOSAL (TSD) FACILITIES

EPA ID	TSD FACILITY NAME	LOCATION CITY	RCRA TONS MANAGED
CTD000791095	AMERICAN HOME SHERWOOD DAVIS & GECK	DANBURY	.000
CTD001166586	BIC CORP	MILFORD	50.604
CTD002593887	BRIDGEPORT UNITED RECYCLING INC	BRIDGEPORT	486.392
CTD000604488	CLEAN HARBORS OF CONNECTICUT, INC	BRISTOL	7,246.917
CTD001159557	COMBUSTION ENGINEERING INC	WINDSOR	.000
CTD042306720	CT YANKEE HADDAM NECK PLANT	HADDAM NECK	.000
CTD001173467	CYTEC IND INC WALLINFORD	WALLINGFORD	800.745
CTD001864024	CYTEC INDUSTRIES INC	STAMFORD	.000
CTD001159730	DOW CHEMICAL CO. ALLYS POINT PLT	GALES FERRY	633.094
CTD072115793	DUPONT E I MEDICAL PRODUCTS DEPT	NEWTOWN	.000
CTD089631956	EAST COAST ENVIRONMENTAL SERVICES	NEW HAVEN	.000
CTD001169010	ENTHONE-OMI INC	WEST HAVEN	2.879
CTD072138969	ENVIRONMENTAL WASTE RESOURCES	WATERBURY	7,900.713
CTD001171594	EYELET TOOLMAKERS INC	WATERTOWN	.000
CTD001453711	GENERAL ELECTRIC	BRIDGEPORT	.000
CTD018625632	GENERAL MOTORS CORP.	BRISTOL	.000
CTD001162775	GILBERT & BENNETT MFG CORP	GEORGETOWN	.000
CTD001145341	HAMILTON STANDARD DIV OF UTC	WINDSOR LOCKS	3.601
CTD001168137	IDEAL MFG.	BEACON FALLS	98,736.676
CTD001155225	KAMAN AEROSPACE CORP.	BLOOMFIELD	.000
CTD065529158	KAMAN AEROSPACE CORP.	MOOSUP	.000
CTD062204573	KAMATICS CORP.	BLOOMFIELD	.000
CTD001449602	KANTHAL CORP.	BETHEL	.000
CTD983896341	LOGANO TRANSPORTATION CO INC	PORTLAND	.000
CTD001164599	MACDERMID INC	WATERBURY	.000
CTD000845198	MILLSTONE NUCLEAR POWER STATION	WATERFORD	.000
CTD980916779	OLIN CORP CHEM GRP RESEARCH CENTER	CHESHIRE	.000
CTD053704110	OLIN CORP SOMERS THIN STRIP BRASS	WATERBURY	.000
CTD001147495	PFIZER INC.	GROTON	21,305.551
CTD001149277	PRATT & WHITNEY	SOUTHINGTON	.000
CTD001449511	PRATT & WHITNEY	NORTH HAVEN	.000
CTD990672081	PRATT & WHITNEY	EAST HARTFORD	912.144
CTD000844399	PRATT & WHITNEY AIRCRAFT	EAST HARTFORD	.000
CTD001156009	SAFETY KLEEN CORP	PLAINFIELD	.000
CTD000845982	SAFETY-KLEEN CORP	WEST HARTFORD	.000
CTD980667927	SAFETY-KLEEN CORP	BRANFORD	.000
CTD001453216	SPORTING GOODS PROPERTIES INC	BRIDGEPORT	668.660
CTD001168533	THE UPJOHN COMPANY N.HAVEN OPERATIONS	NORTH HAVEN	.000
CTD001140854	TURBINE ENGINE COMPONENTS/TEXTRON	NEWINGTON	.000
CTD001449826	UNIROYAL CHEMICAL COMPANY, INC.	NAUGATUCK	.000
CTD021816889	UNITED OIL RECOVERY, INC.	MERIDEN	15,980.775
CT6890113792	US ENERGY DEPT KNOLLS ATOMIC POWER	WINDSOR	.000
CT4170022020	US NAVAL SUBMARINE BASE	GROTON	.000

Note: Please refer to the introduction for an explanation of this list.

Preliminary Biennial RCRA Hazardous Waste Report: Based on 1995 Data

DELAWARE

REPORTED RCRA TREATMENT, STORAGE OR DISPOSAL (TSD) FACILITIES

EPA ID -----	TSD FACILITY NAME -----	LOCATION CITY -----	RCRA TONS MANAGED -----
DE8570024010	DOVER AIR FORCE BASE	DOVER	2.797
DED003930807	DUPONT EXPERIMENTAL STATION	WILMINGTON	1,809.689
DED002366854	HARPER THIEL INC	WILMINGTON	.000
DED001315647	HERCULES RESEARCH CENTER	WILMINGTON	.000
DED002329738	STAR ENTERPRISE	DELAWARE CITY	.000

Note: Please refer to the introduction for an explanation of this list.

Treatment, Storage, or Disposal Facilities by State

DISTRICT OF COLUMBIA

REPORTED RCRA TREATMENT, STORAGE OR DISPOSAL (TSD) FACILITIES

EPA ID -----	TSD FACILITY NAME -----	LOCATION CITY -----	RCRA TONS MANAGED -----
DC8170024311	NAVAL RESEARCH LABORATORY	WASHINGTON	.000

Note: Please refer to the introduction for an explanation of this list.

Preliminary Biennial RCRA Hazardous Waste Report: Based on 1995 Data

FLORIDA

REPORTED RCRA TREATMENT, STORAGE OR DISPOSAL (TSD) FACILITIES

EPA ID	TSD FACILITY NAME	LOCATION CITY	RCRA TONS MANAGED
-----	-----	-----	-----
FLD004065926	ARIZONA CHEMICAL	PANAMA CITY	.000
FLD067230771	ASHLAND CHEMICAL CO.	TAMPA	.000
FL8572128587	AVON PARK AIR FORCE RANGE	AVON PARK	.000
FL2800016121	CAPE CANAVERAL AIR STATION	PATRICK, AFB	164.662
FLD980559728	CHEMICAL CONSERVATION CORP	ORLANDO	.000
FLD000776708	CHEMICAL WASTE MANAGEMENT/AETS	POMPANO BEACH	.000
FLD981932494	CITY ENVIRONMENTAL SERVICES (UNIVERSAL)	TAMPA	.000
FL8170023792	COASTAL SYSTEMS STATION, DAHLGREN DIV	PANAMA CITY	.103
FLD057231821	CYTEC INDUSTRIES INC. SANTA ROSA PLANT	MILTON	14.400
FL8570024366	EGLIN AIR FORCE BASE AFDTC/EM	EGLIN AFB	9.714
FLD982167702	FLORIDA PAINTING/ROYAL STORE	MIAMI	.000
FLD004059085	FLORUDA SOLITE CO.	GREEN COVE SPRINGS	3,254.307
FLD079810008	IBM BOCA ROTON	BOCA RATON	.000
FLD981928484	INDUSTRIAL WATER SERVICES	JACKSONVILLE	13,540.325
FLD004106811	KAISER ALUMINUM & CHEMICAL CORP.	MULBERRY	96,495.428
FLD981474802	LAIDLAW ENVIRONMENTAL SERVICES (TS), INC	CLEARWATER	.000
FLD980729610	LAIDLAW ENVIRONMENTAL SERVICES OF BARTOW	BARTOW	4,496.070
FLD060240207	LOCKHEED MARTIN ELECTRONICS & MISSILES	ORLANDO	.210
FLD061993606	LOCKHEED MARTIN ELECTRONICS & MISSILES	OCALA	.000
FLD047966593	MARTIN ELECTRONICS, INC.	PERRY	16.032
FLD064824030	MCDONNELL DOUGLAS	TITUSVILLE	1.255
FLD161150446	METAL PLATE GALVANIZING, INC.	JACKSONVILLE	.000
FLD056921471	MOTOROLA, INC	FT. LAUDERDALE	.000
FLD984241075	MUNTERS CORPORATION	FORT MYERS	.000
FL6800014585	NASA KENNEDY SPACE CENTER	KENNEDY SPACE CENTER	125.176
FL5170022474	NAVAL AIR STATION CECIL FIELD	JACKSONVILLE	.000
FL6170024412	NAVAL AIR STATION JACKSONVILLE	JACKSONVILLE	.000
FL0000964973	NAVY PUBLIC WORKS CENTER CODE 900	PENSACOLA	.000
FL4170023713	NTTC CORRY STATION CODE FAC	PENSACOLA	.000
FLD000737312	OLDOVER CORPORATION	GREEN COVE SPRINGS	2,451.470
FLD047096524	OLIN CORPORATION	ST. MARKS	64.282
FLR000004556	ORANGE COUNTY ARTHROPOD CONTROL	ORLANDO	.000
FLR000004564	ORANGE COUNTY ARTHROPOD CONTROL	ORLANDO	.000
FL2570024404	PATRICK AIR FORCE BASE	PATRICK AFB	.000
FLD980711071	PERMA - FIX OF FLORIDA, INC.	GAINESVILLE	3,247.418
FLD980839013	PURE COATINGS, INC	WEST PALM BEACH	.000
FLD080677347	REFINED METALS	JACKSONVILLE	.000
FLD000776716	SAFETY -KLEEN CORP.	PORT CHARLOTTE	.000
FLD980847271	SAFETY KLEEN	TAMPA	.000
FLD980847214	SAFETY KLEEN CORP.	ORANGE PARK	.000
FLD984167791	SAFETY KLEEN CORP.	BOYNTON BEACH	.000
FLD984171165	SAFETY KLEEN CORP.	SANFORD	.000
FLD984171694	SAFETY KLEEN CORP.	MEDLEY	.000
FLD982133159	SAFETY-KLEEN CORP.	TALLAHASSEE	.000
FLD982121592	SPARKLE CORPORATION	TAMPA	45.453
FLD984166199	TELETRONICS PACING SYSTEMS	MIAMI LAKES	.000
FLD073206906	THOMPSON P.B.E. INC.	CLEARWATER	.000
FL6890090008	U S DOE/ LOCKHEED MARTIN SPECIALTY COMP.	LARGO,	.016
FLD000824938	UNITED STATES SUGAR CORPORATION	CLEWISTON	.000
FLD079809331	UNITED STATES SUGAR CORPORATION	BRYANT	.000
FLD000823393	UNIVERSITY OF FLORIDA	GAINESVILLE	6.249
FL6170022952	US NAVAL AIR STATION	KEY WEST	.000
FL9170024260	US NAVAL STATION MAYPORT	JACKSONVILLE	.000
FL9170024567	US NAVY PUBLIC WORKS CENTER	PENSACOLA	.000
FLD001447952	UTC, PRATT & WHITNEY	JUPITER	37,830.200

Note: Please refer to the introduction for an explanation of this list.

Treatment, Storage, or Disposal Facilities by State

GEORGIA

REPORTED RCRA TREATMENT, STORAGE OR DISPOSAL (TSD) FACILITIES

EPA ID	TSD FACILITY NAME	LOCATION CITY	RCRA TONS MANAGED
-----	-----	-----	-----
GAD033582461	ALTERNATE ENERGY RESOURCES INC	AUGUSTA	3,153.331
GAD041007063	ASHLAND CHEMICAL - SAVANNAH	SAVANNAH	.000
GAD057281156	BETZ LABORATORIES INC	MACON	.000
GAD093380814	CHEMICAL CONSERVATION OF GA	VALDOSTA	7,996.629
GAD003275468	CHEMICAL PRODUCTS CORP	CARTERSVILLE	19,343.000
GAD981267982	CHEMTRONICS INC	KENNESAW	.000
GAD006924872	DELTA AIR LINES INC	ATLANTA	63.800
GAD064489180	DSI TRANSPORTS INC	FAIRBURN	.000
GAD051011609	DSM CHEMICALS NORTH AMERICA	AUGUSTA	3,588.413
GAD000222083	ENSCO ENVIRONMENTAL SERVICES	DALTON	.000
GA3210020084	FORT BENNING US ARMY INFANTRY CENTER	FORT BENNING	.000
GA0210020368	FORT GORDON	FORT GORDON	.000
GA9210020872	FORT STEWART	FT STEWART	.000
GAD003308145	GENERAL ELECTRIC COMPANY	ROME	.000
GAD003310810	GENERAL MOTORS CORP - DORAVILLE PLANT	DORAVILLE	.000
GAD070330576	GNB TECHNOLOGIES INC	COLUMBUS	4,549.567
GAD078106846	GRUMMAN AEROSPACE CORP	MILLEDGEVILLE	.000
GAD061022216	GULFSTREAM AEROSPACE CORPORATION	SAVANNAH	.000
GAD004065520	HERCULES INC - BRUNSWICK	BRUNSWICK	.000
GAD098583909	HERCULES INC- OXFORD PLT	COVINGTON	.000
GAD000821934	HICKSON CORPORATION	CONLEY	.000
GAD003285665	JEFFERSON SMURFIT CORP US	STONE MOUNTAIN	250.000
GA8570024606	LOCKHEED MARTIN AERONAUTICAL SYSTEMS	MARIETTA	.000
GA7170023694	MARINE CORPS LOGISTICS BASE	ALBANY	.000
GAD981269095	MCF SYSTEMS ATLANTA INC	DECATUR	.000
GAD084823301	MCWHORTER TECHNOLOGIES INC	FOREST PARK	4,189.429
GAD003324985	MERCK & CO INC	ALBANY	.000
GAD000616367	MKC ENTERPRISES INC	DORAVILLE	.870
GAD001700699	MONSANTO COMPANY	AUGUSTA	32.560
GA0570024109	MOODY AIR FORCE BASE	MOODY AIR FORCE BASE	.170
GA4170090001	NAVAL SUBMARINE BASE	KINGS BAY	.278
GAD097392971	NORTHWEST AIRLINES	ATLANTA	.000
GAD040690737	OLIN CORPORATION	AUGUSTA	.000
GAD075876623	PPG ARCHITECTURAL FINISHES INC	EAST POINT	.000
GA1570024330	ROBINS AIR FORCE BASE	WARNER ROBINS	32.671
GAD000823096	SAFETY-KLEEN CORP - COLUMBUS	COLUMBUS	.000
GAD000776781	SAFETY-KLEEN CORP - GARDEN CITY	GARDEN CITY	.000
GAD980709257	SAFETY-KLEEN CORP - MACON	MACON	.000
GAD981265424	SAFETY-KLEEN CORP - MORROW	MORROW	.000
GAD980842777	SAFETY-KLEEN CORP - NORCROSS	NORCROSS	.000
GAD063152573	SAFT AMERICA INC	VALDOSTA	232,189.704
GAD039046800	SEARLE	AUGUSTA	11,036.000
GAD003292885	THE AID CORPORATION	CLAYTON	.000
GAD981237118	THE NUTRASWEET COMPANY	AUGUSTA	23,658.810
GAD073460941	THE UNIVERSITY OF GEORGIA/GAD073460941	ATHENS	.514
GAD003273224	THE WILLIAM L BONNELL CO INC	NEWNAN	25,000.000
GAD082830803	TRI CHEM COMPANY	ATLANTA	9,003.200
GAD033842543	TRI-STATE STEEL DRUM INC	GRAYSVILLE	1,345.814
GAD003275252	UNION CAMP - SAVANNAH	SAVANNAH	.765
GAD003299526	UNION CAMP CORPORATION	VALDOSTA	.000
GAD003323805	WILLIAM C MEREDITH CO INC	EAST POINT	2,922.979

Note: Please refer to the introduction for an explanation of this list.

Preliminary Biennial RCRA Hazardous Waste Report: Based on 1995 Data

GUAM

REPORTED RCRA TREATMENT, STORAGE OR DISPOSAL (TSD) FACILITIES

EPA ID -----	TSD FACILITY NAME -----	LOCATION CITY -----	RCRA TONS MANAGED -----
GU6170027316	DEFENSE REUTILIZATION MARKETING	NAVAL ACTIVITIES	.000
GU6571999519	USAF ANDERSEN AIR FORCE BASE	YIGO	.020

Note: Please refer to the introduction for an explanation of this list.

Treatment, Storage, or Disposal Facilities by State

HAWAII

REPORTED RCRA TREATMENT, STORAGE OR DISPOSAL (TSD) FACILITIES

EPA ID -----	TSD FACILITY NAME -----	LOCATION CITY -----	RCRA TONS MANAGED -----
HIT160010005	CHEVRON PRODUCTS CO HAWAII REFINERY	KAPOLEI	.000
HID009198797	HONOLULU WOOD TREATING CO LTD	KAPOLEI	.000
HIT000603514	UNITEK ENVIRONMENTAL SVCS INC	KAPOLEI	476.230
HI6170024719	USNAVY PACIFIC MISSILE RANGE FACILITY	KEHAHA	.000
HI6170024339	USNAVY PEARL HARBOR NAVAL SHIPYARD	PEARL HARBOR	.000
HI1170024334	USNAVY PUBLIC WORKS CNTR	PEARL HARBOR	.000

Note: Please refer to the introduction for an explanation of this list.

Preliminary Biennial RCRA Hazardous Waste Report: Based on 1995 Data

IDAHO

REPORTED RCRA TREATMENT, STORAGE OR DISPOSAL (TSD) FACILITIES

EPA ID	TSD FACILITY NAME	LOCATION CITY	RCRA TONS MANAGED
-----	-----	-----	-----
IDD009066481	BLOUNT INC CCI OPER	LEWISTON	425,659.112
IDD984666669	BLOUNT INC SPEER OPER	LEWISTON	.000
IDD073114654	ENVIROSAFE SERVICES OF IDAHO	GRAND VIEW	37,052.347
IDD070929518	FMC CORP PHOSPHORUS CHEMICALS GROUP	POCATELLO	775,574.759
IDD984667196	H & M OIL CORP	POCATELLO	.000
IDD980976831	MORRISON KNUDSEN CORP BOISE LOCO OPER	BOISE	.893
IDD000602631	PACIFICORP	IDAHO FALLS	.000
IDD981770498	SAFETY-KLEEN CORP 1-183-08	BOISE	.000
ID3572124557	USAF MOUNTAIN HOME BASE	MOUNTAIN HOME	.000
ID4890008952	USD OE IDAHO NAT'L ENGINEERING LABORATORY	SCOVILLE	2,146.447

Note: Please refer to the introduction for an explanation of this list.

Treatment, Storage, or Disposal Facilities by State

ILLINOIS

REPORTED RCRA TREATMENT, STORAGE OR DISPOSAL (TSD) FACILITIES

EPA ID	TSD FACILITY NAME	LOCATION CITY	RCRA TONS MANAGED
ILD005093109	AB DICK CO	NILES	.000
ILD055409940	ABBOTT LABORATORIES	NORTH CHICAGO	.000
ILD065237851	AKZO CHEMICALS INC	MORRIS	.000
ILD000716860	ALCAN-TOYO AMERICA INC	LOCKPORT	.000
ILD057863847	ALLIED TUBE & CONDUIT CORP	HARVEY	.000
ILR000011825	ALLSTATE ROC	SKOKIE	.000
ILR000011346	AMERICAN DRAPERY CLEANERS	CHICAGO	3,625.899
ILD984908665	AMERICAN PROGRESSIVE CIRCUITS	ADDISON	.000
ILD000716894	AMERICAN WASTE PROCESSING LTD	MAYWOOD	62.216
IL3890008946	ARGONNE NATIONAL LABORATORY	ARGONNE	.008
ILD005238159	AUBREY MANUFACTURING INC	UNION	8.033
ILD005145958	BARBER-COLMAN CO	ROCKFORD	.000
ILD051937068	BARON BLAKESLEE	CICERO	.000
ILD067989723	BAXTER HEALTHCARE CORP	ROUND LAKE	.000
ILD064418353	BEAVER OIL CO INC	HODGKINS	8,062.233
ILD068608314	BELL LABORATORIES-DIV OF LUCNT	NAPERVILLE	.000
ILD005939756	BRETFORD MFG INC	FRANKLIN PARK	.000
ILD005199013	BRIDGESTONE FIRESTONE INC	DECATUR	.000
ILR000003848	CHANNAHON PK DIST	CHANNAHON	.000
ILD068502475	CHARTER ELECT MELTING INC	CHICAGO	.000
ILD048843809	CHEMETCO	HARTFORD	.000
ILR000011650	CHICAGO CIRCUITS CORPORATION	ELK GROVE VILLAGE	.000
ILD089061568	CIRCUIT INTERNATL INC	CAROL STREAM	.000
ILD066918327	CLAYTON CHEMICAL CO	SAUGET	6,903.057
ILD000608471	CLEAN HARBORS SERVICES INC	CHICAGO	23,267.758
ILD000806505	COM ED BRAIDWOOD STA	BRACEVILLE	.000
ILD000806521	COM ED BYRON STA	BYRON	.000
ILD000665489	COM ED DRESDEN STA	MORRIS	.000
ILD000803643	COM ED LASALLE CTY STA	MARSEILLES	.000
ILD060862810	COM ED QUAD CITIES STA	CORDOVA	.000
ILD010217156	COM ED ZION STA	ZION	.000
ILD000672121	CWM CHEMICAL SVCS INC	CHICAGO	.000
ILD074424938	DETREX CORP,SOLVENT & ENVR SVC	MELROSE PARK	.000
ILD093154599	DOW CHEMICAL COMPANY	CHANNAHON	.000
ILD005174461	DYNACHEM INC	GEORGETOWN	.000
ILD002992683	DYNACIRCUITS MFG INC	FRANKLIN PARK	.000
ILD074399155	EM LUBRICANTS INC	LOMBARD	.000
ILD982624777	ENSIGN-BICKFORD CO	WOLF LAKE	13.040
ILD000666206	ENVIRITE CORP	HARVEY	81,730.483
ILD087157251	ENVIRONMENTAL WASTE RESOURCES	COAL CITY	8,577.152
IL6890030046	FERMILAB	BATAVIA	.000
ILD005443866	GENERAL ELECTRIC CO	MATTOON	.015
ILD079135133	GENERAL ELECTRIC CO	OTTAWA	390.265
ILD000675249	HANDY & HARMAN REFINING GROUP	VILLA PARK	503.773
ILD005082953	HAYDOCK CASTER COMPANY	NILES	.000
ILD005215769	HENKEL CORP	KANKAKEE	.000
ILD085349264	HERITAGE ENVIRONMENTAL SERVICE	LEMONT	12,324.194
IL0000637504	HERRICK SCHOOL	DOWNERS GROVE	.000
ILD984834838	HUDSON SCREW MACHINE PRODUCTS	CHICAGO	.000
ILD984766279	HYDROMET ENVIRONMENTAL INC	NEWMAN	1,295.664
ILD000806075	ILLINOIS POWER CO	CLINTON	.000
ILD984817924	INDIAN REFINING LTD PTNRSH	LAWRENCEVILLE	.000
ILD000714881	KEYSTONE STEEL & WIRE CO	BARTONVILLE	.000
ILD990817991	KOPPERS INDUSTRIES, INC.	GALESBURG	.000
ILD006280606	LACLEDE STEEL CO	ALTON	.000

Note: Please refer to the introduction for an explanation of this list.

Preliminary Biennial RCRA Hazardous Waste Report: Based on 1995 Data

ILLINOIS

REPORTED RCRA TREATMENT, STORAGE OR DISPOSAL (TSD) FACILITIES

EPA ID	TSD FACILITY NAME	LOCATION CITY	RCRA TONS MANAGED
ILD980502744	LAIDLAW ENVIRTL SER OF ILLINOI	PECATONICA	.000
ILD000781591	LTV STEEL CO	HENNEPIN	34,984.189
ILD005476882	MARATHON OIL CO	ROBINSON	11,165.879
ILD005083316	MCWHORTER INC	CARPENTERSVILLE	.000
ILD001899772	MICRO SWITCH PLANT 4	FREEPORT	10,887.963
ILD000666388	MID-AMERICA PROTECTIVE COATING	FRANKLIN PARK	.000
ILD069499234	MID-AMERICA PROTECTIVE COATING	ELK GROVE VILLAGE	.000
ILD025494246	MID-WEST PLATING CO	HERBERT	2,522.890
ILD005115886	MIDWEST LACQUER MFG CO	SCHILLER PARK	.000
IL0000366849	MILPLEX CIRCUITS INC	ITASCA	.000
ILD005172325	MODERN PLATING CORP-PLANT 2	FREEPORT	.000
ILD000802702	MONSANTO INDUSTRIAL CHEMICALS	SAUGET	136.723
ILD982603730	MONTGOMERY TANK LINES INC	WILMINGTON	.000
ILD096787049	MORTON INTERNATIONAL	CHICAGO	.000
IL7170024577	NAVY PUBLIC WORKS CENTER	GREAT LAKES	.000
ILD005263157	NORTHWESTERN STEEL & WIRE #2	STERLING	61,145.338
ILD000802801	OLIN CORP	MARION	297.989
ILD006271696	OLIN CORP	EAST ALTON	875.504
IL8143609487	OLIN CORP - AREA 13	MARION	.000
ILD000802827	OUTBOARD MARINE CORP	WAUKEGAN	.000
ILD980679468	PENN ALUMINUM INTERNATIONAL	MURPHYSBORO	69.429
ILD000805812	PEORIA DISPOSAL CO INC	PEORIA	117,913.946
ILD062480850	PHIBRO-TECH INC	JOLIET	24,799.968
ILD055434443	PIERCE & STEVENS CHEMICAL CORP	CAROL STREAM	.000
ILD052673027	PLYMOUTH TUBE CO	STREATOR	778.190
ILD067464875	POLYCIRCUITS INC	BENSENVILLE	.000
ILD048296180	QUANTUM CHEMICAL CORP	MORRIS	.000
ILD005078274	REVERE WARE INC	CLINTON	.000
ILD005454814	ROBERTSON TRANSFORMER CO	BLUE ISLAND	.000
ILD005535737	ROCK-TENN COMPANY	MUNDELEIN	.000
ILD980613913	SAFETY KLEEN ENVIROSYSTEMS CO	DOLTON	79,925.704
ILD000805911	SAFETY-KLEEN CORP	ELGIN	.000
ILD005450697	SAFETY-KLEEN CORP	CHICAGO	7,377.501
ILD079749073	SAFETY-KLEEN CORP	SCHAUMBURG	.000
ILD093862811	SAFETY-KLEEN CORP	PEKIN	.000
ILD981088388	SAFETY-KLEEN CORP	URBANA	.000
ILD981097819	SAFETY-KLEEN CORP	CASEYVILLE	.000
IL3210020803	SAVANNA ARMY DEPOT ACTIVITY	SAVANNA	.134
ILD080012305	SHELL WOOD RIVER REFINING CO	ROXANA	2,746,874.363
ILD041057902	SKILD PLATING CORP	CHICAGO	.000
ILD092430719	SOLA ELECTRIC CO	ELK GROVE VILLAGE	.000
ILD054351770	STEPAN COMPANY	ELWOOD	53.667
ILD075603886	SUN CHEMICAL CORP	KANKAKEE	.000
ILD981775059	TELLABS OPERATIONS INC	LISLE	.000
ILR000011759	TIBBS, JOHN	PEKIN	.000
ILD098642424	TRADE WASTE INCINERATION INC	SAUGET	27,586.692
ILD980794739	TRIAD CIRCUITS INC	ROUND LAKE	.000
ILD005087630	UNITED REFINING & SMELTING CO	FRANKLIN PARK	265.018
ILD041544081	UNIVERSITY OF ILLINOIS	URBANA	.000
ILD005473970	WEST TOWN PLATING INC	CICERO	.000
ILD054236443	3M COMPANY	CORDOVA	.000

Note: Please refer to the introduction for an explanation of this list.

Treatment, Storage, or Disposal Facilities by State

INDIANA

REPORTED RCRA TREATMENT, STORAGE OR DISPOSAL (TSD) FACILITIES

EPA ID	TSD FACILITY NAME	LOCATION CITY	RCRA TONS MANAGED
IND000810861	AMOCO OIL COMPANY WHITING LAKEFRONT	WHITING	397,676.956
IND016621476	ASHLAND CHEMICAL CO	SOUTH BEND	.000
IND006065585	BABCOCK & WILCOX/ERI OPERATIONS	INDIANAPOLIS	.000
IND006066559	BAILEY CORPORATION	PORTLAND,	.000
IND026735506	BASF CORP.	WARSAW	.000
IND005068705	BAYER CORPORATION	ELKHART	.000
IND003913423	BETHLEHEM STEEL CORPORATION	BURNS HARBOR	391,314.175
IND147086615	CFB REAL ESTATE	BRISTOL,	.000
IND000718023	CHEMCENTRAL CORPORATION	FORT WAYNE	.000
IND078911146	CHEMICAL WASTE MANAGEMENT	FORT WAYNE	116,733.127
IND098958283	CONSOLIDATED RECYCLING CO.,INC.	TROY	489.947
IND049307044	CONTINENTAL MACHINE & ENG. CO.,INC.	EAST CHICAGO	.000
IND044908663	COUNTRYMARK COOPERATIVE, INC.	MT. VERNON	.000
IND003935236	DANA CORP, PERFECT CIRCLE DIV.	RICHMOND	.000
IND000806851	DELCO ELECTRONICS CORP BYPASS	KOKOMO	.000
IND006068050	DELCO ELECTRONICS CORP. PLT.1	KOKOMO	.000
IND000186601	DELCO RENVY AMERICA, INC.	ANDERSON,	.000
IND980700801	DELPHI INTERIOR & LIGHTING SYS.	ANDERSON	.000
IND085616837	DETREX CORP. SOLVENTS & ENV. SERV.	INDIANAPOLIS	881.629
IND980590947	ENVIRONMENTAL SERVICES OF AMERICA	SOUTH BEND	21,329.499
IND069763605	ESSEX GROUP INC.	KENDALLVILLE	.000
IND005081542	ESSROC MATERIALS INC.	LAGANSPORT	91,355.925
IND005237011	EXIDE CORPORATION	LOGANSPORT,	.000
IND006418263	FIRESTONE INDUSTRIAL PROD. CO.	NOBLESVILLE	.000
INT190010926	FORT WAYNE ANODIZING	FORT WAYNE	.000
IND005177050	FRANKE PLATING WORKS INC	FORT WAYNE	28.515
IND007860901	FRICK SERVICES	INDIANAPOLIS	.000
IND000717959	GENERAL BATTERY/EXIDE CORP.	MUNCIE	62,255.630
IND004557815	GENERAL ELECTRIC COMPANY	FORT WAYNE	.000
IND006376362	GENERAL ELECTRIC COMPANY	MT VERNON	22,491.406
IND005178025	HARRIS KAYOT INC.	FORT WAYNE	.000
IND093219012	HERITAGE ENVIRONMENTAL SERVICES INC	INDIANAPOLIS	86,256.827
IND980503890	HERITAGE ENVIRONMENTAL SERVICES, INC	ROACHDALE	68,213.625
IND980501936	HERMASEAL COMPANY	ELKHART	.000
IND000781609	HICKSON CORPORATION	VALPARAISO	.000
IND131521833	HURST MANUFACTURING	PRINCETON	.000
IND984866541	HYDRITE CHEMICAL CO.	TERRE HAUTE	.000
IND000815423	INDIANA UNIV. SHOWERS WAREHOUSE	BLOOMINGTON	.000
IND078918000	INDOT TOLL ROAD DIVISION	GRANGER	.000
IND072081078	KERR MCGEE CHEMICAL	INDIANAPOLIS	.000
IND005105408	LANDIS & GYR METERING, INC.	LAFAYETTE	.000
INO000351387	LIGHTING RESOURCES, INC.	GREENWOOD	23.700
INO000351387	LIGHTING RESOURCES, INC.	GREENWOOD	56.240
IND006419212	LONE STAR INDUSTRIES, INC.	GREENCASTLE	16,960.760
IND040294621	MALLINCKRODT VETERINARY, INC	TERRE HAUTE	.000
IND000646950	METALWORKING LUBRICANTS	INDIANAPOLIS	.000
IND016584641	MIDWEST STEEL DIVISION	PORTAGE	17,308.400
IN1210022272	NEWPORT CHEMICAL ACTIVITY	NEWPORT	.000
IND082859455	NIPSCO SCHAHFER GEN. STATION	WHEATFIELD	.000
IND021644273	PAINTS & SOLVENTS	ELKHART	.000
IND064923410	PAOLI INC. DESK DIVISION	ORLEANS	.000
IND000646943	POLLUTION CONTROL INDUSTRIES OF INDIANA	EAST CHICAGO	13,960.831
IND072051394	PURDUE UNIVERSITY	WEST LAFAYETTE	.000
IND000199653	QUEMETCO, INC.	INDIANAPOLIS	133,121.682
IND006420657	R R DONNELLEY	CRAWFORDSVILLE	.000

Note: Please refer to the introduction for an explanation of this list.

Preliminary Biennial RCRA Hazardous Waste Report: Based on 1995 Data

INDIANA

REPORTED RCRA TREATMENT, STORAGE OR DISPOSAL (TSD) FACILITIES

EPA ID	TSD FACILITY NAME	LOCATION CITY	RCRA TONS MANAGED
-----	-----	-----	-----
IND0006061477	RAYBESTOS PRODUCTS COMPANY	CRAWFORDSVILLE	500.417
IND0000780403	RECLAIMED ENERGY COMPANY, INC	CONNERSVILLE	12,119.691
IND0000718130	REFINED METALS CORPORATION	INDIANAPOLIS	1,618.300
IND0000807107	REILLY INDUSTRIES, INC.	INDIANAPOLIS	8,203.458
IND001859032	RHONE-POULENC	HAMMOND	23,187.224
IND006382634	ROTARY LIFT A DOVER INDUSTRIES COMPANY	MADISON	.000
IND984872846	SAFETY & ENVIRONMENTAL RES., INC.	MISHAWAKA	.000
IND077042034	SAFETY-KLEEN OIL RECOVERY CO.	EAST CHICAGO	.000
IND005080965	STERLING CASTING CORPORATION	BLUFFTON	.000
IND081523284	TEXTRON AUTOMOTIVE COMPANY	MORRISTOWN	.000
IN9210020443	U.S. ARMY INDIANA AMMUNITION PLT.	CHARLESTOWN	135.152
IN5210020454	U.S. ARMY JEFFERSON PROVING GROUND	MADISON	.000
IN5170023498	U.S. NAVAL SURFACE WARFARE	CRANE	.000
IND005461520	UNIVERSAL TOOL & STAMPING CO.	BUTLER	.000
IN4210090003	US ARMY GARRISON	INDIANAPOLIS	.000
IND040295347	VAN WATERS & ROGERS INC	INDIANAPOLIS	.000
IND016627333	VAN WATERS & ROGERS INC.	SOUTH BEND	.000
INT190010611	VIKING FORMED PRODUCTS	MIDDLEBURY	7.623
IND981093859	20TH CENTURY FIBERGLASS	ELKHART,	30.701
IND981950827	20TH CENTURY FIBERGLASS PLANT # 4	ELKHART	.000

Note: Please refer to the introduction for an explanation of this list.

Treatment, Storage, or Disposal Facilities by State

IOWA

REPORTED RCRA TREATMENT, STORAGE OR DISPOSAL (TSD) FACILITIES

EPA ID -----	TSD FACILITY NAME -----	LOCATION CITY -----	RCRA TONS MANAGED -----
IAD053739256	ALEXANDER MFG. CO.	MASON CITY	.000
IAD061322087	CECO BULDING SYSTEMS	MT PLEASANT	.000
IAD005289806	DEER, JOHN - WATERLOO WORKS	WATERLOO	4,190.416
IAD005279039	ELECTRO-COATINGS OF IOWA INC	CEDAR RAPIDS	6.000
IAD000829911	HON COMPANY OAK STREET PLANT	MUSCATINE	.000
IAD984566430	NEWTON LAUNDRY PRODUCTS, NEMC	NEWTON	.000
IAD057925570	UNIVERSAL RUNDLE CORP	OTTUMWA	.000

Note: Please refer to the introduction for an explanation of this list.

Preliminary Biennial RCRA Hazardous Waste Report: Based on 1995 Data

KANSAS

REPORTED RCRA TREATMENT, STORAGE OR DISPOSAL (TSD) FACILITIES

EPA ID	TSD FACILITY NAME	LOCATION CITY	RCRA TONS MANAGED
KSD981495567	ABBOTT LABORATORIES, INC.	WICHITA	.000
KSD0009203712	ABCO WIRE & METAL PRODUCTS INC	RUSSELL	.000
KSD984967034	AFG INDUSTRIES, INC.	SPRING HILL	48.000
KSD007237746	AIR PRODUCTS MFG CORP	WICHITA	742.626
KSD981506025	APTUS INC	COFFEYVILLE	11,083.532
KSD031203318	ASH GROVE CEMENT PLANT	CHANUTE	23,465.477
KSD057889313	ASHLAND CHEMICAL CO	KANSAS CITY	310.998
KSD007166853	AUTOMOTIVE CONTROLS CORPORATION	INDEPENDENCE	.000
KSD054085600	BERWIND RAILWAY SVC CO	NEODESHA	.000
KSD007238744	CHANCE OPERATIONS INC	WICHITA	46.637
KSD007168834	CHARLOMA INC	CHERRYVALE	.000
KSD070902952	CHEMICAL WASTE MGMT OF KS INC	VALLEY CENTER	.000
KSD980966501	CHEMSYN SCIENCE LABORATORIES	LENEXA	.000
KSD985016864	DETROIT DIESEL REMAN CENTRAL INC.	EMPORIA	.000
KSD033774670	ENRON GAS PROCESSING CO	BUSHTON	22,496.231
KSD0000205856	FIBERGLASS ENGINEERING INC.,	NEODESHA	.000
KSD046744629	FIBERGLASS ENGINEERING PRODUCTS	NEODESHA	.000
KS4213720499	FORT LEAVENWORTH & COMBINED ARMS CE	FORT LEAVENWORTH	.000
KSD041917501	GENERAL ELECTRIC CO	ARKANSAS CITY	.000
KSD058107285	GORDON-PIATT ENERGY GROUP, INC.	WINFIELD	.000
KSD980739999	HERCULES CEMENT CO DBA/HEARTLAND	INDEPENDENCE	18,713.124
KSD000610675	HUTCHINSON/MAYRATH	CLAY CENTER	.000
KSD007246846	HYDROCARBON RECYCLERS INC OF WICHITA	WICHITA	7,761.585
KSD007148380	INDUSTRIAL CHROME INC	TOPEKA	.000
KSD045087566	INX INTERNATIONAL INK CO	KANSAS CITY	37.401
KS0213820467	KANSAS ARMY AMMUNITION PLANT	PARSONS	7.686
KSD007148034	LAFARGE CORPORATION - FREDONIA PL	FREDONIA	.924
KS1571924140	MCCONNELL AIR FORCE BASE	WICHITA	.000
KS6214020756	MILITARY INSTALLATION FT RILEY	FORT RILEY	.000
KSD065755100	MODINE MANUFACTURING CO.	EMPORIA	19.081
KSD021363726	NAAB ELECTRIC INC	GARDEN CITY	.000
KSD981506264	OUTLOOK PACKAGING INC	WICHITA	.000
KSD084845023	PALMER MFG & TANK INC	GARDEN CITY	18.420
KSD981711260	PLASTIC PACKAGING CORPORATION	KANSAS CITY	.000
KSD007171192	POWER VAC, INC.	SALINA	.000
KSD000819086	PUEBLO CHEMICAL & SUPPLY CO	GARDEN CITY	.000
KSD980964118	RAYTHEON AIRCRAFT SERVICES, INC.	WICHITA	.000
KSD981712854	SABRELINER INDEPENDENCE	INDEPENDENCE	.000
KSD000809723	SAFETY-KLEEN CORP	WICHITA	.000
KSD980686844	SAFETY-KLEEN CORP	DODGE CITY	.000
KSD980973515	SAFETY-KLEEN CORP	EDWARDSVILLE	.000
KSD091347898	SINCLAIR OIL CORP (KC TERMINAL)	KANSAS CITY	.000
KS3213820878	SUNFLOWER ARMY AMMUNITION PLANT	DE SOTO	.000
KSD980633259	SYSTECH ENVIRONMENTAL CORPORATION	FREDONIA	42,573.120
KS7680090001	US EPA REGIONAL LABORATORY	KANSAS CITY	5.492
KSD000809715	VAN WATERS & ROGERS INC	WICHITA	.000
KSD007482029	VULCAN MATERIALS COMPANY	WICHITA	1,634,327.928
KSD144524584	WESCON PRODUCTS COMPANY	WICHITA	.000
KSD000686956	WOLF CREEK NUCLEAR OPERATING CORP	BURLINGTON	.000
KSD043933266	YUASA EXIDE INC	HAYS	.000

Note: Please refer to the introduction for an explanation of this list.

Treatment, Storage, or Disposal Facilities by State

KENTUCKY

REPORTED RCRA TREATMENT, STORAGE OR DISPOSAL (TSD) FACILITIES

EPA ID	TSD FACILITY NAME	LOCATION CITY	RCRA TONS MANAGED
KYD058692526	ALCAN INGOT, SEBREE ALUMINUM PLANT	HENDERSON	.000
KYD005003181	ARMCO STEEL COMPANY, L.P.-WEST WORKS	ASHLAND	.000
KYD024041063	ASHLAND CHEMICAL COMPANY	LOUISVILLE	.000
KY8213820105	BLUEGRASS ARMY DEPOT RICHMOND	RICHMOND	313.677
KYD005009923	CALGON CARBON CORPORATION	CATLETTSBURG	.000
KYD057591133	COLLIS INC.	ELIZABETHTOWN	.000
KYD006397491	DOW CORNING CORPORATION	ELIZABETHTOWN	.000
KYD003924198	E.I. DU PONT DE NEMOURS & CO., INC.	LOUISVILLE	.000
KYD985077502	EASTERDAY TIE & TIMBER COMPANY	MAYFIELD	.000
KYD006373922	ELF ATOCHEM NORTH AMERICA	CARROLLTON	2,282.669
KYD006370159	ELF ATOCHEM NORTH AMERICA INC.	CALVERT CITY	2,164.385
KYD006384531	ENGELHARD CORPORATION	LOUISVILLE	.000
KYD061557054	ENSIGN-BICKFORD COMPANY (THE)	GRAHAM	75.000
KYD000770313	ENVIRONMENTAL CONSERVATION SYSTEMS, INC.	BROOKS	6,949.025
KYD081017667	HALL MACK, NUTONE DIVISION OF SCOVILL	HARRODSBURG	.000
KYD006386395	KENTUCKY GLASS PLANT	LEXINGTON	.000
KYD059568220	KENTUCKY SOLITE CORPORATION	BROOKS	8,468.547
KYD006383392	KOPPERS INDUSTRIES	GUTHRIE	.000
KYD006375737	LEXMARK INTERNATIONAL INC	LEXINGTON	.000
KYD079661146	LOUISVILLE ENVIRONMENTAL SERVICES INC.	LOUISVILLE	.000
KYD088438817	LWD INC CALVERT CITY	CALVERT CITY	35,320.567
KYD985073196	LWD SANITARY LANDFILL, INC.	CALVERT CITY	2,319.783
KYD000821942	MIDWEST ENVIRONMENTAL SERVICES, INC.	LOUISVILLE	1,004.758
KY5170024173	NAVAL ORDNANCE STATION	LOUISVILLE	7.314
KYD991277112	NEWPORT STEEL CORP WILDER PLANT	WILDER	.000
KYD006396246	OLIN CORPORATION	BRANDENBURG	450.466
KYD006390017	ROHM & HAAS KY, INC.	LOUISVILLE	12,996.930
KYD000776724	SAFETY-KLEEN CORP 4-075-0	ASHLAND	.000
KYD020440459	SAFETY-KLEEN CORP 4-090-01	LOUISVILLE	.000
KYD053348108	SAFETY-KLEEN CORP.	SMITHFIELD	50,267.027
KYD981027469	SAFETY-KLEEN CORP. (-4-090-01)	LEXINGTON	719.546
KYD981027451	SAFETY-KLEEN CORP. (4-075-01)	ASHLAND	358.152
KYD091514653	SAFETY-KLEEN CORP. (4-091-01)	LOUISVILLE	.000
KYD044914356	UNIVERSAL FASTENERS INC.	LAWRENCEBURG	5.000
KYD000830851	UNIVERSITY OF KENTUCKY	LEXINGTON	.000
KYD980840029	UNIVERSITY OF LOUISVILLE	LOUISVILLE	5.954
KY8890008982	US DOE PADUCAH GAS DIFFUSION PLT	PADUCAH	.001
KY6210020479	USAARMC AND FORT KNOX	FORT KNOX	.000
KYD042593368	VAN WATERS & ROGERS, INC.	LOUISVILLE	.000
KYD980600043	WALD MFG CO INC LANDFILL	MAYSVILLE	.000

Note: Please refer to the introduction for an explanation of this list.

Preliminary Biennial RCRA Hazardous Waste Report: Based on 1995 Data

LOUISIANA

REPORTED RCRA TREATMENT, STORAGE OR DISPOSAL (TSD) FACILITIES

EPA ID	TSD FACILITY NAME	LOCATION CITY	RCRA TONS MANAGED
LAD985211481	A-WAY TANK SERVICE, INC.	BATON ROUGE	.000
LA0000353003	ALLEN TANK, INC.	NEW IBERIA	.000
LAD058472721	AMAX METALS RECOVERY, INC.	BRAITHWAITE	.000
LAD020597597	ANGUS CHEMICAL COMPANY	STERLINGTON	106,063.164
LA9571924050	BARKSDALE AIR FORCE BASE	BARKSDALE AIR FORCE BASE	.000
LAD040776809	BASF CORPORATION	GEISMAR	468,236.371
LAD000719096	BETZ LABORATORIES, INC.	RESERVE	.000
LAD981608300	BILL LEWIS LURES	ALEXANDRIA	.000
LAD094916491	BORDEN CHEMICALS & PLASTICS ADDIS PLANT	ADDIS	.000
LAD056024391	BP OIL COMPANY- ALLIANCE REFINERY	BELLE CHASSE	.000
LAD982289514	CARLINE TANK SERVICES, INC.	GEISMAR	.000
LAD980622161	CATALYST RECOVERY OF LA, INC.	LAFAYETTE	2,703.500
LAD000618256	CECOS INTERNATIONAL	WESTLAKE	58,419.312
LAD000777201	CHEMICAL WASTE MANAGEMENT	SULPHUR	174,362.583
LAD034199802	CHEVRON CHEMICAL COMPANY- BELLE CHASSE	BELLE CHASSE	204.930
LAD053783445	CIBA-GEIGY CORPORATION	ST. GABRIEL	371,467.764
LAD008080350	CITGO PETROLEUM CORPORATION	LAKE CHARLES	111,553.500
LAD008184616	COLFAX CREOSOTING COMPANY	PINEVILLE	.000
LAD081651119	CUSTOM LABELS, INC.	BOSSIER CITY	9.480
LAD008175390	CYTEC INDUSTRIES INC.	WAGGAMAN	3,485,802.024
LAD008187080	DOW CHEMICAL COMPANY LOUISIANA DIVISION	PLAQUEMINE	2,116,213.201
LAD008182990	DSM COPOLYMER, INC.	BATON ROUGE	.000
LAD059130831	DSM COPOLYMER, INC.- ADDIS PLANT	ADDIS	.866
LAD069524981	DURAWOOD TREATING COMPANY	ALEXANDRIA	.000
LAD001890367	E.I. DUPONT DE NEMOURS & CO., INC.	LAPLACE	1,005,850.453
LAD981514441	ECOVA CORPORATION	LAKE CHARLES	1,849.644
LAD000778381	EXXON CHEMICAL CO B.R. PLASTICS PLANT	BATON ROUGE	.000
LAD062662887	EXXON COMPANY USA BATON ROUGE REFINERY	BATON ROUGE	21.800
LAD043197284	GENERAL ELECTRIC	SHREVEPORT	.000
LAD089317341	GENERAL MOTORS CORP.- SHREVE. ASSEM PLNT	SHREVEPORT	.000
LAD057117434	GEORGIA GULF CORPORATION	PLAQUEMINE	39,207.130
LAD982552028	GULF WIRE CORPORATION	NEW ORLEANS	.000
LAD079464095	LAIDLAW ENVIRONMENTAL SERVICES	RAYNE	31,820.850
LAD981055791	LAIDLAW ENVIRONMENTAL SVCS. INC	COLFAX	87.362
LA0000365668	LAMP RECYCLERS OF LOUISIANA, INC	HAMMOND	161.255
LA0213820533	LOUISIANA ARMY AMMUNITION PLANT	DOYLINE	17.970
LAD081999724	MARATHON OIL COMPANY	GARYVILLE	3,305.309
LAD981057706	MARINE SHALE PROCESSORS, INC.	AMELIA	75,662.110
LAR000002048	MCINNIS BROTHERS CONSTRUCTION INC	MINDEN	.000
LAD008179707	MOBILE OIL COMPANY CHALMETTE REFINERY	CHALMETTE	15,018.000
LAD001700756	MONSANTO COMPANY LULING PLANT	LULING	816,338.600
LAD050901669	NALCO CHEMICAL COMPANY	GARYVILLE	77,687.714
LAD122615560	NALCO/EXXON ENERGY	SCOTT	.000
LAD985213479	NAN YA PLASTICS CORP.	BATCHELOR	.000
LAD077900207	OCHSNER FOUNDATION HOSPITAL	NEW ORLEANS	.000
LAD008080681	OLIN CORPORATION	WESTLAKE	315,293.170
LAD052528965	OLIN CORPORATION, SHREVEPORT PLANT	SHREVEPORT	.000
LAD008086506	PPG INDUSTRIES, INC.	WESTLAKE	.000
LAD077904324	QUALITY SHIPYARD - YARD 1	HOUMA	.000
LAD985171271	QUALITY SHIPYARD-SHIPYARD II	HOUMA	.000
LAD008161234	RHONE-POULENC, INC. BATON ROUGE PLANT	BATON ROUGE	24,441.572
LAD034293530	RJ'S AUTO-TRUCK REPAIRS, INC.	LAFAYETTE	.000
LAD000778514	ROLLINS ENVIRONMENTAL SERV OF LA. INC.	PLAQUEMINE	20,897.100
LAD010395127	ROLLINS ENVIRONMENTAL SERVICES (LA) INC.	BATON ROUGE	1,301,011.849
LAD008213191	RUBICON INC	GEISMAR	19,599.000

Note: Please refer to the introduction for an explanation of this list.

Treatment, Storage, or Disposal Facilities by State

LOUISIANA

REPORTED RCRA TREATMENT, STORAGE OR DISPOSAL (TSD) FACILITIES

EPA ID	TSD FACILITY NAME	LOCATION CITY	RCRA TONS MANAGED
-----	-----	-----	-----
LAD981057441	SAFETY-KLEEN CORP	PINEVILLE	462.975
LAD985171024	SAFETY-KLEEN CORP.	KENNER	.000
LAD089841902	SAFETY-KLEEN CORPORATION	KENNER	525.183
LAD985211176	SHAW PIPE- A DIV. OF SHAW RESOURCES	NEW IBERIA	.000
LAR000006031	SHAW PIPE- A DIVISION OF SHAW RESOURCES	NEW IBERIA	.000
LAD980622104	SHELL CHEMICAL CO. SHELL CHEMICAL PLANT	NORCO	20,980.900
LAR000004598	SHELL POLYPROPYLENE COMPANY	NORCO	.000
LAD985203686	SPECIALTY PLASTICS, INC.	BATON ROUGE	.000
LAD065485146	STAR ENTERPRISE LOUISIANA PLANT	UNION	.000
LAD118093020	STINGRAY PIPELINE COMPANY COMP. STA. 701	CAMERON	.000
LA0214022725	U.S. ARMY FORT POLK	FORT POLK	.301
LAD041581422	UNION CARBIDE CORP. TAFT PLANT	TAFT	3,563,283.419
LAD008194060	UNIROYAL CHEMICAL COMPANY, INC.	GEISMAR	.000
LA4800014587	US NASA/MARTIN MARIETTA	NEW ORLEANS	261,175.403
LAR000003798	USPFO FOR LA WAREHOUSE	PINEVILLE	.000
LAD086478047	VISTA CHEMICAL COMPANY-LCCC	WESTLAKE	.000
LAD092681824	VULCAN CHEMICALS GEISMAR, LA.	GEISMAR	5,066.000
LAD010390599	WESTVACO CORPORATION	DERIDDER	3,853.196
LAD981513021	X-RAY UNLIMITED, INC.	LAKE CHARLES	231.946

Note: Please refer to the introduction for an explanation of this list.

Preliminary Biennial RCRA Hazardous Waste Report: Based on 1995 Data

MAINE

REPORTED RCRA TREATMENT, STORAGE OR DISPOSAL (TSD) FACILITIES

EPA ID -----	TSD FACILITY NAME -----	LOCATION CITY -----	RCRA TONS MANAGED -----
HED137890729	BLUE ROCK IND	WESTBROOK	.000
HED981069644	CENTRAL MAINE POWER CO	AUGUSTA	.000
HED985467554	CENTRAL MAINE POWER COMPANY	PORTLAND	4.003
HED985468172	CURRIER TRUCKING	HERMON	.000
HED040249096	CYRO INDUSTRIES	SANFORD	358.500
HED019051069	ENVIRONMENTAL COMPLIANCE CORP	SOUTH PORTLAND	1,415.289
HED985468982	FMC CORPORATION BIO PRODUCTS	ROCKLAND	.222
HED019068030	FRIEND MOTOR SALES	SKOWHEGAN	.000
HED000841015	GETTY PETROLEUM CORP	PORTLAND	.000
HED018982462	GULF/CUMBERLAND FARMS	HAMPDEN	.000
HED981214562	J K WRIGHT CHEVROLET	PITTSFIELD	.000
HED067062927	JIM'S AUTO SALES INC	AUBURN	.000
HED071730220	KNOX SEMICONDUCTOR INC	ROCKPORT	.000
HED982753469	MORANG ROBINSON AUTO CO	BAR HARBOR	.000
HED097734388	NAUTEL MAINE INC	BANGOR	1.830
HED061003687	NEW SYSTEM LAUNDRY INC	PORTLAND	.000
HED018980235	OCONNOR GMC INC	AUGUSTA	.000
HED980667810	SAFETY-KLEEN CORP	LEEDS	.000

Note: Please refer to the introduction for an explanation of this list.

Treatment, Storage, or Disposal Facilities by State

MARYLAND

REPORTED RCRA TREATMENT, STORAGE OR DISPOSAL (TSD) FACILITIES

EPA ID	TSD FACILITY NAME	LOCATION CITY	RCRA TONS MANAGED
-----	-----	-----	-----
MDD048581763	ALLIED SIGNAL INC	TOWSON	.000
MDD049918659	BALTIMORE GALVANIZING CO INC	BALTIMORE	.000
MDD980555486	BALTIMORE GAS & ELECTRIC CO	BALTIMORE	.000
MDD053945432	BETHLEHEM STEEL SPARROWS POINT DIVS	SPARROWS POINT	181,337.364
MDD000797365	BROWNING FERRIS INC	GLEN BURNIE	.000
MDD982574188	E U SERVICES	ROCKVILLE	.000
MDD003071875	FMC CORP	BALTIMORE	2,585.110
MDD003091972	GM TRUCK & BUS GROUP	BALTIMORE	.000
MD6150004095	NATIONAL INSTITUTES OF HEALTH	BETHESDA	.672
MD4170024109	NAVAL SURFACE WARFARE CENTER	INDIAN HEAD	385.538
MDD000737106	SAFETY KLEEN CORP	GLEN BURNIE	.000
MDD000737395	SAFETY KLEEN CORP	SILVER SPRING	.000
MDD003067121	THIOL CORP	ELKTON	294.040
MDD050793926	TOWSON STATE UNIVERSITY	TOWSON	2.085
MD3210021355	U S ARMY GARRISON ABERDEEN PROVING GRND	APG	.000
MDD980829873	UNIVERSITY OF MD AT COLLEGE PARK	COLLEGE PARK	.000
MD8213822762	US ARMY RESEARCH LAB	ADELPHI	.000
MD9210020567	US DEPT OF ARMY FT MEADE	FORT MEADE	.000
MDD074933961	W R GRACE & CO	COLUMBIA	.000
MDD000619718	WESTINGHOUSE BWI SITE	LINTHICUM	.000

Note: Please refer to the introduction for an explanation of this list.

Preliminary Biennial RCRA Hazardous Waste Report: Based on 1995 Data

MASSACHUSETTS

REPORTED RCRA TREATMENT, STORAGE OR DISPOSAL (TSD) FACILITIES

EPA ID	TSD FACILITY NAME	LOCATION CITY	RCRA TONS MANAGED
HAD981067234	ALTERNATE CIRCUIT TECHNOLOGY	HAVERHILL	1,452.791
HAD083391839	ANITEC PRINTING PLATES	HOLYOKE	1.654
HAD001039767	BOSTIK INC.	MIDDLETON	904.388
HAD097454599	BOSTON EDISON COMPANY, PNPS	PLYMOUTH,	.000
HAD065160756	BOSTON UNIVERSITY MEDICAL CENTER	BOSTON	.000
HAD055742761	BROOKFIELD WIRE CO., INC	BROOKLINE	.000
HAD001027861	CALIFORNIA PRODUCTS CORP.	CAMBRIDGE	.000
HAD001034016	CAMBRIDGE PLATING COMPANY	BELMONT	.000
HAD053451019	CAMGER CHEMICAL SYSTEMS, INC.	NORFOLK	4.100
HAD985314293	CIRCUIT BOARD EXPRESS	WARDHILL	.000
HAD053452637	CLEAN HARBORS OF BRAINTREE, INC	BRAINTREE	1,856.104
HAD980523203	CLEAN HARBORS OF NATICK, INC	NATICK	10.527
HAD047982152	COYNE TEXTILES SERVICES	NEW BEDFORD	.000
HAD082303777	CYN OIL CORPORATION	STOUGHTON	.000
HAD050587641	DIELECTRIC POLYMERS, INC.	HOLYOKE	6.073
HAD981203656	DYNAMICS RESEARCH CORP.	ANDOVER	.000
HAD062179890	ENVIRONMENTAL COMPLIANCE CORP.	STOUGHTON	.000
HAD019371079	GENERAL CHEMICAL CORPORATION	FRAMINGHAM	1,116.364
HAD002084093	GENERAL ELECTRIC	PITTSFIELD	172.750
HAD047075734	GEOCHEM, INC., D/B/A JET-LINE ENV. SRVCS	LOWELL	.000
HAD121617534	GI PLASTEK	NEWBURYPORT	.000
HAD982191264	GREYHOUND LINES, INC.	BOSTON	.000
HAD046613279	HANDY & HARMAN ATTLEBORO REFINING DIV.	ATTLEBORO	303.671
HAD048974349	HANDY AND HARMAN ELECTRONIC MATERIALS CO	NORTH ATTLEBORO	51.050
HAD001065069	I T W DEVCON	DANVERS	.000
HAD000842468	INDUSTRIAL HEAT TREATING	N. QUINCY	.000
HAD001029099	INTERNATIONAL PAPER	FRAMINGHAM	.000
HAD000604447	LADLAW ENVIRONMENTAL SERVICES	LAWRENCE	.000
HAD985266782	LAWREENCE MARTIN LAB.-MGH EAST	CHARLESTOWN	.000
HAD073130411	MASSACHUSETTS GENERAL HOSPITAL	BOSTON	.000
HAD001114818	MONSANTO CHEMICAL COMPANY	SPRINGFIELD	1,376.512
HAD001125640	NICHOLAS & STONE CO.	GARDNER	.000
HAD981887268	NOVACOR CHEMICALS, INC.	INDIAN ORCHARD	.000
HAD001402320	POLAROID CORP	WALTHAM	.000
HAD000846493	POLAROID CORPORATION	ASSONET	.000
HAD985294602	PROFESSIONAL CONTRACT STER.	TAUNTON	.000
HAD009870643	ROY BROS., INC.	BILLERICA	.000
HAD981062797	RULE CUTTING TOOL, INC.	SOUTH DEERFIELD	.000
HAD000846006	SAFETY-KLEEN CORP	BRIDGEWATER	.000
HAD096287354	SAFETY-KLEEN CORP	WEST BROOKFIELD	.000
HAD060095569	SAFETY-KLEEN CORP.	SALISBURY	.000
HAD088978143	SAFETY-KLEEN MARLBORO	MARLBOROUGH	.000
HAD981069008	SHAWMUT MILLS	WEST BRIDGEWATER	.000
HAD981062284	SUPERCON, INC.	SHREWSBURY	.048
HAD007325814	TEXAS INSTRUMENTS INC.	ATTLEBORO	.000
HAD053483467	THE GILLETTE COMPANY	ANDOVER	26.677
HAD982755019	UNIV. OF MASS. MEDICAL CENTER	WORCESTER	.000
HAD075347500	UNIVER. OF MASS. MEDICAL CENTER	WORCESTER	.000
HAD000650051	WINDFIELD ALLOY INC.	LAWRENCE	1.744
HAD001438084	WRIGHT LINE, INC.	WORCESTER	.000
HAD052924495	ZECCO, INC.	NORTHBORO	4.000

Note: Please refer to the introduction for an explanation of this list.

Treatment, Storage, or Disposal Facilities by State

MICHIGAN

REPORTED RCRA TREATMENT, STORAGE OR DISPOSAL (TSD) FACILITIES

EPA ID	TSD FACILITY NAME	LOCATION CITY	RCRA TONS MANAGED
MID981780570	ACE FINISHING INCORPORATED	WARREN	.000
MIR000002493	ADHESIVE SYSTEMS, INC.	DETROIT	.000
MID080358351	AGREVO USA COMPANY	NORTH MUSKEGON	.000
MID048222608	ALLIEDSIGNAL AEROSP., GUIDANCE SYS	BOYNE CITY	.000
MID020105565	AMERICAN AXLE & MANUFACTURING INC.	DETROIT	.000
MID086744802	AMERICAN AXLE AND MANUFACTURING, INC.	DETROIT	.000
MID981095573	AMERICAN CLEANER	CLARE	.000
MID006026793	AMWAY CORPORATION	ADA	.000
MID044973642	ARMORCLAD INCORPORATED	FARMINGTON HILLS	.000
MID046075107	ATLAS OIL TERMINAL	TAYLOR	.000
MID981194269	BASF CORPORATION	LIVONIA	.000
MID082774134	BEHR SYSTEMS INCORPORATED	AUBURN HILLS	.000
MID072782683	CHRYSLER CORP., STERLING STAMPING	STERLING HEIGHTS	.000
MID000810648	CHRYSLER CORPORATION	HIGHLAND PARK	.000
MID054683479	CITY ENVIRONMENTAL, INC.	DETROIT	48,606.828
MID980991566	CITY ENVIRONMENTAL, INC.	DETROIT	6,120.200
MID006005482	CLAWSON TANK COMPANY	CLARKSTON	.000
MI0000121327	COAT-IT, INC.	DETROIT	.000
MI0000938464	COAT-IT, INC.	DETROIT	.000
MID072782857	COMMONWEALTH INDUSTRIES	DETROIT	.000
MID098644685	CONSUMERS PWR CO/PALISADES NUCLEAR	COVERT	.917
MID985641448	CUSTOM HEAT TREAT, INC.	KINGSFORD	.000
MID005360680	CYTEC INDUSTRIES	KALAMAZOO	809.678
MID005356621	DELPHI CHASSIS SYSTEMS	LIVONIA	.000
MID017079625	DELPHI ENERGY & ENGINE MGMT. SYSTEMS	WYOMING	43,800.000
MID005356860	DELPHI INTERIOR AND LIGHTING SYSTEMS GMC	FLINT	.000
MID091605972	DETREX CORPORATION	DETROIT	842.000
MID005344973	DIAMOND CHROME PLATING INC.	HOWELL	19.700
MID985567395	DIVERSIFIED CHEMICAL TECHNOLOGIES, INC.	DETROIT	.000
MI0001025477	DIVERSIFIED CHEMICAL TECHNOLOGIES, INC.	DETROIT	.000
MID000724724	DOW CHEMICAL CO-MIDLAND PLANT SITE	MIDLAND	10,949,187.112
MID000809632	DOW CORNING CORP. MIDLAND PLANT	MIDLAND	435,854.624
MID092947928	DRUG & LABORATORY DISPOSAL INC.	PLAINWELL	909.739
MID005512066	E.I. DUPONT, FLINT PLANT	FLINT	.000
MID088754668	EDWARDS OIL SERVICE INCORPORATED	DETROIT	270.107
MID000809640	EI DUPONT DE NEMOURS. MONTAGUE WORKS	MONTAGUE	.000
MID056717747	ENTHONE-OMI INC.	WARREN	.000
MID057002602	ENVIRONMENTAL WASTE CONTROL INC.	INKSTER	13,279.162
MID005354766	EVART PRODUCTS TEXTRON, INC.	EVART	17.532
MID005057005	FORD MOTOR COMPANY, MONROE PLANT	MONROE	.000
MID069771855	FRYE COPYSYSTEMS	STURGIS	.000
MID980568836	GENERAL MOTORS CORPORATION	PONTIAC	.000
MID041793340	GM POWERTRAIN GROUP	SAGINAW	.000
MID050615996	GMC TECHNICAL CENTER	WARREN	.000
MID005356647	GMC, DELPHI ENERGY & ENGINE MANAGEMENT	FLINT	.000
MID980568620	GMC, DELPHI ENERGY & ENGINE MANAGEMENT	FLINT	.000
MID980568745	GMC, DELPHI ENERGY & ENGINE MANAGEMENT	FLINT	.000
MID005356894	GMC, LANSING PLANT #1	LANSING	.000
MID005356704	GMC, NAO-CADILLAC CLARK PLANT	DETROIT	.000
MID270012669	GRAND RAPIDS DIE CASTING CORP.	GRAND RAPIDS	830.528
MID980792279	HAYES WHEELS INTERNATIONAL	HOWELL	.000
MID985566652	IGK INDUSTRIES	ANN ARBOR	.000
MIT270013071	INDUSTRIAL SOLVENTS INCORPORATED	ST. LOUIS	.000
MID005344544	J.D. PLATING COMPANY INCORPORATED	MADISON HEIGHTS	.000
MID985652643	JABIL CIRCUIT	AUBURN HILLS	.000

Note: Please refer to the introduction for an explanation of this list.

Preliminary Biennial RCRA Hazardous Waste Report: Based on 1995 Data

MICHIGAN

REPORTED RCRA TREATMENT, STORAGE OR DISPOSAL (TSD) FACILITIES

EPA ID -----	TSD FACILITY NAME -----	LOCATION CITY -----	RCRA TONS MANAGED -----
MID076394709	JACKSON PRISON COMPLEX	JACKSON	.000
MID067307785	JOHN BELOTT & SON	MT. MORRIS	.000
MID058816927	JOHNSON CONTROLS BATTERY GROUP, INC.	OWOSSO	.000
MID005511852	K.C. JONES PLATING COMPANY	HAZEL PARK	588.059
MID982205395	KAY AUTOMOTIVE GRAPHICS	LAKE ORION	12.797
MID005379607	LAFARGE CORPORATION	ALPENA	26,059.282
MID061865754	LIBRA INDUSTRIES, INC. OF MICHIGAN	JACKSON	.000
MID000140954	M N P CORP	UTICA	396.013
MID005338371	MACDERMID INCORPORATED	FERNDAL	.000
MID069820181	MCGEAN-ROHCO INCORPORATED	LIVONIA	.000
MID985579218	MECHANICS UNIFORM RENTAL CO.	DETROIT	.000
MID017270414	MEIER CLEANERS INCORPORATED	MUSKEGON HEIGHTS	.000
MID004950549	METALWORKS INCORPORATED	LUDINGTON	73.015
MID000724831	MICHIGAN DISPOSAL WASTE TREATMENT PLANT	BELLEVILLE	138,586.960
MID060975844	MICHIGAN RECOVERY SYSTEMS INC.	ROMULUS	.000
MID053343976	MICHIGAN STATE UNIVERSITY	EAST LANSING	.000
MID054686100	MICROPHOTO INC.	DETROIT	.000
MID041812538	MID STATE PLATING COMPANY	FLINT	.000
MIR000006775	MIDOT BRIDGE US-31/LAKETON AVE	MUSKEGON	.000
MID005068507	NATIONAL COPPER PRODUCTS INC.	DOWAGIAC	12.644
MID980993869	NORTHWEST AIRLINES, INC.	DETROIT	.000
MID981197940	NORTHWEST AIRLINES, INC.	DETROIT	.000
MID006013643	PARKE-DAVIS, DIV OF WARNER-LAMBERT	HOLLAND	317,023.585
MID005515853	PARKER HANNIFIN CORPORATION	KALAMAZOO	.000
MID981195696	PENINSULAR PLATING	GRAND RAPIDS	.000
MID980615298	PETRO-CHEM PROC. GRP., NORTRU INC	DETROIT	91,577.100
MID035982537	POWDER COTE II	MT. CLEMENS	.000
MID005477799	QUALITY SPRING/TOGO INCORPORATED	COLDWATER	.000
MID082767591	QUANEX CORPORATION, MI SEAMLESS	SOUTH LYON	655,963.303
MID000722694	SAFETY KLEEN CORPORATION	ROMULUS	.000
MID985663251	SAFETY-KLEEN CORP	ROMULUS	.000
MID981000359	SAFETY-KLEEN CORP.	MASON	.000
MID981000607	SAFETY-KLEEN CORP.	SAGINAW	.000
MID000722686	SAFETY-KLEEN CORPORATION	PONTIAC	.000
MID981000615	SAFETY-KLEEN CORPORATION	GRAND RAPIDS	.000
MID000724591	SAMUEL WHITTAR INCORPORATED	DETROIT	.000
MID980825855	SCHOOL DISTRICT CITY OF FLINT	FLINT	.000
MID099113128	SELFRIEDGE AIR NATIONAL GUARD	SELFRIEDGE ANG BASE	.000
MID001000439	SEMPCO INC	WEST BRANCH	.000
MID060978038	SHERWIN WILLIAMS CO.	TROY	.000
MID980684088	SOLVENT DISTILLERS GRP./NORTRU, INC.	DETROIT	28,335.108
MID005342134	STREBOR INC., KALAMAZOO PLANT	KALAMAZOO	.000
MIR000006353	STUCKEYS COLDWATER	COLDWATER	.000
MID039994561	TANK MANAGEMENT, INC	LIVONIA	.000
MID006407597	TELEDYNE CONTINENTAL MOTORS	MUSKEGON	.000
MID980617435	THE DOW CHEMICAL COMPANY	MIDLAND	7,203.000
MID000820381	THE UPJOHN COMPANY	KALAMAZOO	2,917.033
MID005358130	TOTAL PETROLEUM INC. ALMA REFINERY	ALMA	937,561.745
MID005367784	TRU-LINE METAL PRODUCTS	LIVONIA	.000
MID071924760	U.S. AIR FORCE K.I. SAWYER AFB	WINN	.247
MID075400671	WACKER SILICONES CORPORATION	ADRIAN	.000
MID048090633	WAYNE DISPOSAL SITE #2 LANDFILL	BELLEVILLE	127,158.958

Note: Please refer to the introduction for an explanation of this list.

Treatment, Storage, or Disposal Facilities by State

MINNESOTA

REPORTED RCRA TREATMENT, STORAGE OR DISPOSAL (TSD) FACILITIES

EPA ID	TSD FACILITY NAME	LOCATION CITY	RCRA TONS MANAGED
-----	-----	-----	-----
MND980795546	UNIV OF MINNESOTA, ROSEMOUNT RES. CENTER	ROSEMOUNT	.000
MND981190150	UNIV OF MINNESOTA, COMO TRANSFER FACILITY	MINNEAPOLIS	.000
MN3170022914	ARMAMENT SYS. DIV., UNITED DEFENSE/NIROP	FRIDLEY	12.687
MND001970334	ALLIANT TECHSYSTEMS HOPKINS PLANT	HOPKINS	.000
MND081138604	ALLIANT TECHSYSTEMS PROVING GROUND	ELK RIVER	243.378
MND080248750	APPLIED COATING TECHNOLOGY	MENDOTA HEIGHTS	37.501
MND981190242	APTUS, INC	LAKEVILLE	.000
MND000686709	ASHLAND CHEMICAL COMPANY	SHAKOPEE	.000
MND982627226	ASSET RECOVERY CORPORATION	ST. PAUL	.000
MND000819961	BURLINGTON NORTHERN RAILROAD	ST. PAUL	.000
MND981190549	DUGAS BOWERS PLATING CO	FRIDLEY	22,578.006
MND006154918	ELECTRO-PLATING ENG	ST PAUL	78.030
MND006156590	FEDERAL-HOFFMAN, INC.	ANOKA, MN	23.687
MND077629467	FRANKLIN HEATING STATION	ROCHESTER	.000
MND006148092	GOPHER RESOURCE CORPORATION	EAGAN	64,433.000
MND000819318	HONEYWELL - MILITARY AVIONICS	MINNEAPOLIS	76.736
MND000819284	HONEYWELL INC. HBC	GOLDEN VALLEY	15,187.562
MND006161756	IBM CORPORATION	ROCHESTER	4,324.437
MND000686071	KOCH REFINERY CO.- HAZ.WASTE FACILITY	ROSEMOUNT	.427
MND000823922	LORAL DEFENSE SYSTEMS - EAGAN	ST. PAUL	46,603.852
MND006148282	LUCAS BODY SYSTEMS - WINONA	WINONA	.000
MND083467688	MAYO FOUNDATION	ROCHESTER	57.990
MND985703362	MEYERS PRINTING CO.	BROOKLYN PARK	.000
MND982643298	MICRO PARTS INC.	EAGAN	6,407.717
MND097893085	MIDWEST FURNISHINGS INC.	COON RAPIDS	451.015
MND006478093	MINCO PRODUCTS, INCORPORATED	FRIDLEY	.000
MND000824052	MINNESOTA POWER - DULUTH	DULUTH	.000
MND000773341	MN AIR NATIONAL GUARD	DULUTH	.000
MN0000327155	MN PLANT MGT DOA - CAPITOL COMPLEX	ST. PAUL	.000
MND000826206	NSP - CHESTNUT SERVICE CENTER	MINNEAPOLIS	.000
MND006224612	PENNZOIL PRODUCTS CO.	FRIDLEY	.000
MND045397965	PIONEER METAL	MINNEAPOLIS	.000
MND981097884	SAFETY-KLEEN CORP	EAGAN	.000
MND981953045	SAFETY-KLEEN CORP	BLAINE	.000
MND006179543	TUOHY FURNITURE	CHATFIELD	.000
MND000819268	TWIN CITIES ARMY AMMUNITION PLANT	NEW BRIGHTON	39,612.927
MND981098478	U.S. FILTER RECOVERY SERVICES, INC.	ROSEVILLE	23,490.942
MN7213820908	US ARMY - TCAAP	ARDEN HILLS	1,770.000
MND050736453	VALSPAR CORPORATION	MINNEAPOLIS	.000
MND980615736	VAN WATERS AND ROGERS, INC.	ST. PAUL	.000
MND006172902	3M AV PRODUCTS/TAPE MFG DIV (MNL138)	HUTCHINSON	.000
MND006172969	3M COMPANY	COTTAGE GROVE	19,610.830

Note: Please refer to the introduction for an explanation of this list.

Preliminary Biennial RCRA Hazardous Waste Report: Based on 1995 Data

MISSISSIPPI

REPORTED RCRA TREATMENT, STORAGE OR DISPOSAL (TSD) FACILITIES

EPA ID -----	TSD FACILITY NAME -----	LOCATION CITY -----	RCRA TONS MANAGED -----
MSD001661719	ARIZONA CHEMICAL COMPANY	GULFPORT	.000
MSD000829150	ASHLAND CHEMICAL, INC.	JACKSON	.000
MSD980601686	CATERPILLAR REMANUFACTURED PRODUCTS GP	CORINTH	.000
MSD054179403	CHEVRON	PASCAGOULA	18,096.872
MSD065462517	DELPHI PACKARD ELECTRIC	CLINTON	.000
MSD084668367	DELPHI PACKARD ELECTRIC - BROOKHAVEN	BROOKHAVEN	.000
MSD096046792	E.I. DUPONT DE NEMOURS & CO.	PASS CHRISTIAN	909,501.510
MSD054531215	EMHART IND., INC./TRUE TEMPER SPORTS	AMORY	.000
MSD981931157	ENTERPRISE PRODUCTS COMPANY	PETAL	.000
MSD033417031	FIRST CHEMICAL CORP.	PACAGOULA	5,346.600
MSD000742668	GE PLASTICS	PEARLINGTON	.000
MSD077655876	HOLNAM, INC.	ARTESIA	11,525.517
MSD096076781	IPC CORINTH DIVISION, INC.	CORINTH	80.536
MSD008186587	MORTON INTERNATIONAL, INC.	MOSS POINT	502,311.282
MSD007037278	RANDALL TEXTRON	GRENADA	.000
MSD097909485	RELIABLE ELECTRIC UTILITY PROD	GREENVILLE	24.000
MSD000776765	SAFETY-KLEEN CORP.	JACKSON	.000
MSD981030984	SAFETY-KLEEN CORP.	SOUTHAVEN	.000
MS6210809871	WATERWAYS EXPERIMENT STATION	VICKSBURG	.000

Note: Please refer to the introduction for an explanation of this list.

Treatment, Storage, or Disposal Facilities by State

MISSOURI

REPORTED RCRA TREATMENT, STORAGE OR DISPOSAL (TSD) FACILITIES

EPA ID	TSD FACILITY NAME	LOCATION CITY	RCRA TONS MANAGED
-----	-----	-----	-----
MOD046737524	ALL BRIGHT GALVANIZING CO	KANSAS CITY	20.650
MOD056389828	BAYER CORP	KANSAS CITY	10,276.302
MOD068527704	CHEMSICO INC	ST LOUIS CITY	.000
MOD065745739	DE TRAY PLATING WORKS, INC	INDEPENDENCE	.000
MOD029719200	DYNO NOBEL INC	CARTHAGE	1,820.875
MOD006283808	EG & G MISSOURI METAL SHAPING CO	ST LOUIS	.000
MOD091355966	ENVIRONMENTAL SPECIALISTS INC	KANSAS CITY	.000
MOD042865816	FARMLAND INDUSTRIES, INC	ST. JOSEPH	.000
MOD000822668	GM-LEEDS PLANT	KANSAS CITY	.000
MOD109240150	GREYHOUND LINES, INC	ST. LOUIS	.000
MOD000830414	HCI CHEMTECH DISTRIBUTION	ST LOUIS CITY	.000
MOD067944702	HCI CHEMTECH DISTRIBUTION	SPRINGFIELD	.000
MOD073046773	KANSAS CITY AREA TRANSPORTATION	KANSAS CITY	1.802
MOD981712425	L.H.B. INDUSTRIES	BERKELEY	25.146
MOD006269195	MARQUETTE TOOL & DIE CO.	ST. LOUIS CITY	48.647
MOD006278790	MID-STATES PAINT & CHEMICAL CO.	ST. LOUIS	.000
MOD004954111	MONSANTO CO.	ST. LOUIS CITY	.000
MOD006267157	O'SULLIVAN INDUSTRIES, INC.	LAMAR	.000
MOD037350105	OZARK FORD, INC.	CAMDENTON	22.477
MOD007184195	PACKAGE SERVICE COMPANY	NORTHMOOR	.000
MOD985818277	RAINBOW COATINGS CORPORATION	MARSHFIELD	.000
MOD991293564	TOASTMASTER, INC	MACON	.000
MOD071999783	UMSL DANGEROUS CHEMICALS STORAGE BUILDIN	ST LOUIS CITY	.590
MOD000687392	UNION ELECTRIC CO CALLAWAY PLANT	FULTON	.000
MOD000677773	UNIVERSITY OF MISSOURI ROLLA	ROLLA	.000
MOD071965628	WATERLAC COATINGS, INC.	CUBA	.000
MOD057894321	3M CO.	NEVADA	2,912.034

Note: Please refer to the introduction for an explanation of this list.

Preliminary Biennial RCRA Hazardous Waste Report: Based on 1995 Data

MONTANA

REPORTED RCRA TREATMENT, STORAGE OR DISPOSAL (TSD) FACILITIES

EPA ID -----	TSD FACILITY NAME -----	LOCATION CITY -----	RCRA TONS MANAGED -----
MTD000716787	BN - PARADISE TIE PLANT	PARADISE	1.001
MTD986072999	CIRMOT INDUSTRIES	BILLINGS	.000
MTD006229405	CONOCO REFINERY	BILLINGS	.000
MTD010380574	EXXON BILLING REFINERY	BILLINGS	1,279.500
MT8571924556	MALMSTROM AFB	MALMSTROM AFB	2.855
MTD144180304	MONTANA RESOURCES	BUTTE	.000
MTD065569048	MSU BOZEMAN	BOZEMAN	.115
MTD982648099	SEMITOOL INC RESERVE DR	KALISPELL	.000

Note: Please refer to the introduction for an explanation of this list.

Treatment, Storage, or Disposal Facilities by State

NAVAJO NATION

NO TSDS WERE REPORTED BY THIS STATE.

Note: Please refer to the introduction for an explanation of this list.

Preliminary Biennial RCRA Hazardous Waste Report: Based on 1995 Data

NEBRASKA

REPORTED RCRA TREATMENT, STORAGE OR DISPOSAL (TSD) FACILITIES

EPA ID -----	TSD FACILITY NAME -----	LOCATION CITY -----	RCRA TONS MANAGED -----
NED007260672	ASH GROVE CEMENT CO	LOUISVILLE	15,875.001
NED000822700	BECTON DICKINSON	NIOBRARA	.000
NED007263197	BECTON DICKINSON	COLUMBUS	49.555
NED035093053	DALE ELECTRONICS	NORFOLK	28.458
NED986387520	HUNT CLEANERS INC	COZAD	.000
NED045575552	LANCER LABEL INC	OMAHA	12.247
NED007281728	LINCOLN PLATING COMPANY	LINCOLN	51,219.700
NED043534635	TECHNICAL PRODUCTS GROUP INC	LINCOLN	26,695.474

Note: Please refer to the introduction for an explanation of this list.

Treatment, Storage, or Disposal Facilities by State

NEVADA

REPORTED RCRA TREATMENT, STORAGE OR DISPOSAL (TSD) FACILITIES

EPA ID	TSD FACILITY NAME	LOCATION CITY	RCRA TONS MANAGED
-----	-----	-----	-----
NVD982473282	ANDERSON & SONS TRUCKING COMPANY	RENO	.000
NVD982474918	ANDERSON & SONS TRUCKING COMPANY	N LAS VEGAS	.000
NVD982461972	B AND J MACHINE AND TOOL	SPARKS	.000
NVD982436222	CGI INC	CARSON CITY	.000
NVD078143377	CRUMRINE JEWELERS	RENO	9.090
NVD986776540	CYGNET STAMPING & FABRICATING	CARSON CITY	.000
NVD986768687	DYNATECH NEVADA INC	CARSON CITY	.000
NV1210090006	HAWTHORNE ARMY DEPOT	HAWTHORNE	.000
NV3890090001	REYNOLDS ELECTRICAL & ENGINEERING	N LAS VEGAS	.000
NVD981613151	SUN CAB INC	LAS VEGAS	.000
NVD982493652	WASHOE COUNTY EQUIPMENT SERVICES	INCLINE VILLAGE	.000
NVD982461014	WASHOE COUNTY MAINTENANCE SHOP	GERLACK	.000
NVD980895338	21ST CENTURY EMI DBA TRANSPORTER	FERNLEY	48,006.301

Note: Please refer to the introduction for an explanation of this list.

Preliminary Biennial RCRA Hazardous Waste Report: Based on 1995 Data

NEW HAMPSHIRE

REPORTED RCRA TREATMENT, STORAGE OR DISPOSAL (TSD) FACILITIES

EPA ID -----	TSD FACILITY NAME -----	LOCATION CITY -----	RCRA TONS MANAGED -----
NHD048724173	HAMPSHIRE CHEMICAL CORPORATION	NASHUA	.000

Note: Please refer to the introduction for an explanation of this list.

Treatment, Storage, or Disposal Facilities by State

NEW JERSEY

REPORTED RCRA TREATMENT, STORAGE OR DISPOSAL (TSD) FACILITIES

EPA ID	TSD FACILITY NAME	LOCATION CITY	RCRA TONS MANAGED
NJD002373579	AIR PRODUCTS AND CHEMICALS, INC.	PAULSBORO	.000
NJD002156925	ALLIANT TECHSYSTEMS	KENVIL	179.721
NJD048794986	ALLIED SIGNAL INC	MORRISTOWN	.000
NJD045445483	AMERADA HESS CORPORATION	PORT READING	.000
NJD002173276	AMERICAN CYANAMID CO	BRIDGEWATER	.000
NJD006980924	AT&T BELL LABORATORIES	MURRAY HILL	.000
NJD980753875	AUSIMONT USA INCORPORATED	THOROFARE	1,903.700
NJD001865534	BRISTOL MYERS SQUIBB	LAWRENCEVILLE	.000
NJD001502517	CIBA-GEIGY	TOMS RIVER	.000
NJD002052017	CONTACT INDUSTRIES INC	ELIZABETH	.000
NJD002141950	CP CHEMICALS INC	SEWAREN	5,365.540
NJD002141190	CPS CHEMICALS CO INC	OLD BRIDGE	.000
NJD047318043	DETREX CORPORATION	CINNAMINSON	.000
NJD002444024	EI DUPONT DE NEMOURS & CO INC	PARLIN	.000
NJD002570893	EXXON CHEMICAL AMERICAS	LINDEN	.000
NJD000692111	EXXON RESEARCH & ENGINEERING	ANNANDALE	.000
NJD061074571	EXXON RESEARCH AND ENGINEERING CO.	FLORHAM PARK	.000
NJD000586164	FMC CORPORATION	PLAINSBORO	.000
NJD002156354	GIVAUDAN-ROURE CORPORATION	CLIFTON	.000
NJD002521961	HERCULES INC	PARLIN	96.500
NJD002349058	HERCULES INCORPORATED	GIBBSTOWN	.000
NJD002191211	HOFFMANN-LA ROCHE INC	NUTLEY	11.600
NJD042321042	HOFFMANN-LA ROCHE INC	BELVIDERE	.000
NJD002482602	HUNTSMAN POLYPROPYLENE CORP	WEST DEPTFORD	28.227
NJD002395382	INGERSOLL-DRESSER PUMP CO.	PHILLIPSBURG	.000
NJD002194843	INTERNATIONAL FLAVORS & FRAGRANCES	UNION BEACH	.000
NJD002460855	MADISON INDUSTRIES INC	OLD BRIDGE	.000
NJ2571824018	MCGUIRE AFB	BURLINGTON	.000
NJD001317064	MERCK & CO., INC.	RAHWAY	841.077
NJD001700707	MONSANTO COMPANY	BRIDGEPORT	.000
NJ0170022172	NAVAL WEAPONS STATION EARLE	COLTS NECK	.000
NJD002145886	NEW BRUNSWICK PLATING INC	NEW BRUNSWICK	.000
NJD002147858	NEWARK WIRE CLOTH COMPANY	NEWARK	.000
NJD053288239	ROLLINS ENVIRONMENTAL	BRIDGEPORT	.000
NJD000582387	RUTGERS UNIVERSITY	PISCATAWAY	.000
NJD002182897	SAFETY KLEEN CORP	LINDEN	33,162.527
NJD000768077	SAFETY-KLEEN CORP	BOUND BROOK	.000
NJD000768093	SAFETY-KLEEN CORP	NEWARK	.000
NJD002147023	SANDOZ PHARMACEUTICALS CORP	EAST HANOVER	.000
NJD002159291	TECKNIT	CRANFORD	.000
NJD002146660	THE MENNEN COMPANY	MORRISTOWN	.000
NJ4213720275	U.S.ARMY TRAINING CENTER- FORT DIX	FORT DIX	.000
NJD001495753	UNILEVER RESEARCH U.S.	EDGEWATER	.000
NJD002444719	UNION CARBIDE CORP	PISCATAWAY	.000
NJ3210020704	US ARMY ARMAMENT RESEARCH DEVELOPMENT	PICATINNY ARSENAL	.000
NJD990753493	VANGUARD RESEARCH INDUSTRIES INC	SOUTH PLAINFIELD	155.484
NJD001787944	ZENECA INC.- BAYONNE SITE	BAYONNE	23,319.367

Note: Please refer to the introduction for an explanation of this list.

Preliminary Biennial RCRA Hazardous Waste Report: Based on 1995 Data

NEW MEXICO

REPORTED RCRA TREATMENT, STORAGE OR DISPOSAL (TSD) FACILITIES

EPA ID -----	TSD FACILITY NAME -----	LOCATION CITY -----	RCRA TONS MANAGED -----
NM7572124454	CANNON AIR FORCE BASE	CANNON AIR FORCE BASE	.000
NMD980622989	ETHICON ENDO-SURGEY	ALBUQUERQUE	.000
NMD014584296	GENERAL TECHNOLOGY COPORATION	ALBUQUERQUE	1.250
NMD089416416	GIANT REFINING CO.- BLOOMFIELD	BLOOMFIELD	188,264.665
NMD0000333211	GIANT REFINING COMPANY-CINIZA	JAMESTOWN	.000
NM6572124422	HOLLOMAN AIR FORCE BASE	HOLLOMAN AFB	2.935
NM9570024423	KIRTLAND AIR FORCE BASE	KIRTLAND AIR FORCE BASE	1.500
NM0890010515	LOS ALAMOS NATIONAL LABORATORY	LOS ALAMOS	104.427
NM8800019434	NASA JOHNSON SPACE CENTER	14MI E&6MI N OF LAS CRUCE	69.147
NMD000709782	PHILIPS SEMICONDUCTORS	ALBUQUERQUE	.000
NMD002208627	RINCHEM COMPANY, INC.	ALBUQUERQUE	.000
NMD980698849	SAFETY-KLEEN CORP	FARMINGTON	.000
NMD000804294	SAFETY-KLEEN CORP.	ALBUQUERQUE	.000
NM5890110518	SANDIA NATIONAL LABORATORIES	ALBUQUERQUE	.010

Note: Please refer to the introduction for an explanation of this list.

Treatment, Storage, or Disposal Facilities by State

NEW YORK

REPORTED RCRA TREATMENT, STORAGE OR DISPOSAL (TSD) FACILITIES

EPA ID	TSD FACILITY NAME	LOCATION CITY	RCRA TONS MANAGED
NYD981488216	ARTHUR MATNEY CO., INC.	BROOKLYN	.000
NYD049253719	ASHLAND CHEMICAL CO	BINGHAMTON	.000
NYD002081396	AYERST LABORATORIES INC	ROUSES POINT	.000
NYD080336241	CECOS INTERNATIONAL INC	NIAGARA FALLS	34,948.434
NYD000705905	CENTRAL HUDSON GAS & ELECTRIC CORP	HIGHLAND	.000
NYD082785429	CHEMICAL POLLUTION CONTROL INC	BAY SHORE	.000
NYD077444263	CHEMICAL WASTE DISPOSAL CORP	ASTORIA	.000
NYD991304411	CON EDISON-INDIAN POINT GENERATING STA	BUCHANAN	.000
NYD000128496	CUTLER-HAMMER	HORSEHEADS	.000
NYD049836679	CWM CHEMICAL SERVICES, INC.	MODEL CITY	250,388.864
NYD000799122	DYNO NOBEL INC	PORT EWEN	.000
NYD980592497	EASTMAN KODAK COMPANY	ROCHESTER	36,220.834
NYD002126845	FMC CORPORATION	MIDDLEPORT	.000
NYD038650495	FORSYTHE COSMETIC GROUP LTD	INWOOD	.000
NYD043815703	FRONTIER CHEMICAL WASTE PROCESS	NIAGARA FALLS	.000
NYD066832023	GE PLASTICS-SELKIRK OPERATION	SELKIRK	5,762.700
NYD067539940	GENERAL ELECTRIC CO	TONAWANDA	.000
NYD093256063	GENERAL ELECTRIC COMPANY	FORT EDWARD	.000
NYD071094197	GENERAL ELECTRIC CORPORATE R&D	NISKAYUNA	4.000
NYD002047967	GRUMMAN AEROSPACE CORPORATION	BETHPAGE	40,218.208
NYD003995198	GRUMMAN AEROSPACE CORPORATION	CALVERTON	.000
NY0214020281	HQ 10TH MTN DIV (LI) & FORT DRUM	FORT DRUM	.000
NYD084006741	IBM CORP TJ WASTOSN RESEARCH CENTER	YORKTOWN HEIGHTS	263.159
NYD000707901	IBM EAST FISHKILL	HOPEWELL JUNCTION	.000
NYD000632372	LAIDLAW ENVIRONMENTAL SERVICES (BDT) INC	CLARENCE	409.614
NYD054065909	LEDERLE LABORATORIES,	PEARL RIVER	1,565.000
NYD006866008	LILCO-HICKSVILLE OPERATIONS CENTER	HICKSVILLE	.000
NYD987040417	MADISON AVE BRIDGE OVER HARLEM RIVER	MANHATTAN	.000
NYR000002279	MARKSMAN PRECISION INDUSTRIES	BOHEMIA	.000
NYD048148175	MERCURY REFINING COMPANY, INC.	ALBANY	375.711
NYD045662921	NDL ORGANIZATION	PEEKSKILL	.000
NYD002014595	NEPERA INC	HARRIMAN	51,229.000
NYD000730382	NIAGARA MOHAWK POWER CORP	LIVERPOOL	.000
NYD000730408	NIAGARA MOHAWK POWER CORP	ALBANY	.000
NYD000730432	NIAGARA MOHAWK POWER CORP	LYCOMING	.000
NYD057770109	NORTHEAST ENVIRONMENTAL SERVICES INC	WAMPSVILLE	16,248.895
NYD000767657	OCCIDENTAL CHEMICAL CORP	NIAGARA FALLS	.000
NYD002103216	OCCIDENTAL CHEMICAL CORP	NIAGARA FALLS	.000
NYD000824482	OCCIDENTAL CHEMICAL CORPORATION	NIAGARA FALLS	2,888.527
NYD000831644	OCCIDENTAL CHEMICAL CORPORATION	TOWN OF NIAGARA	.000
NY0000186999	OLYMPIC-PANORAMA CAR WASH	ROCHESTER	.000
NYD986925790	PATCLIN CHEMICAL COMPANY INC	YONKERS	.000
NY4571924774	PLATTSBURGH AIR FORCE BASE	PLATTSBURGH	.000
NYD057722258	PRIDE SOLVENTS & CHEMICAL CO. INC.	WEST BABYLON	268.946
NYD049178296	RADIAC RESEARCH CORP.	BROOKLYN	.000
NYD030485288	REVERE SMELTING & REFINING CORPORATION	MIDDLETOWN	66,110.265
NYD083534115	ROSWELL PARK CANCER INSTITUTE	BUFFALO	.000
NYD000708172	SAFETY KLEEN	THORNWOOD	.000
NYD980753784	SAFETY KLEEN	AVON	.000
NYD981556541	SAFETY KLEEN	LACKAWANNA	.000
NYD982743312	SAFETY KLEEN	SYRACUSE	.000
NYD986872869	SAFETY KLEEN	COHOES	.000
NYD980785760	SAFETY KLEEN CORP	WOODSIDE	.000
NYD000708198	SAFETY-KLEEN CORP	NORTH AMITYVILLE	.000
NYD002070118	SCHENECTADY INTERNATIONAL INC	ROTTERDAM JUNCTION	2,248.786

Note: Please refer to the introduction for an explanation of this list.

Preliminary Biennial RCRA Hazardous Waste Report: Based on 1995 Data

NEW YORK

REPORTED RCRA TREATMENT, STORAGE OR DISPOSAL (TSD) FACILITIES

EPA ID	TSD FACILITY NAME	LOCATION CITY	RCRA TONS MANAGED
-----	-----	-----	-----
NYD002070100	SCHENECTADY INTERNATIONAL, INC	SCHENECTADY	.000
NY0213820830	SENECA ARMY DEPOT ACTIVITY	ROMULUS	6.337
NYD013277454	SOLVENTS & PETROLEUM SERVICE INC	SYRACUSE	.000
NYD001391200	SOMERVILLE TECHNOLOGY GROUP	HUGUENOT	.000
NYD091894899	TEXACO INC-FUELS & LUBES RESEARCH FAC	GLENHAM	50.000
NYD002106276	TEXTRON REALTY OPERATIONS	WHEATFIELD	38,950.896
NYD001725878	ULANO CORPORATION	BROOKLYN	.000
NYD980779540	US DEPARTMENT OF ENERGY	WEST VALLEY	297.263
NY5890008993	US DOE KNOLLS ATOMIC POWER LABORATORY	BALLSTON SPA	.000
NY6890008992	US DOE/KNOLLS ATOMIC POWER LABORATORY	NISKAYUNA	.000
NY0570024273	914TH AIRLIFT WING (AFRES)	NIAGARA FALLS	.000

Note: Please refer to the introduction for an explanation of this list.

Treatment, Storage, or Disposal Facilities by State

NORTH CAROLINA

REPORTED RCRA TREATMENT, STORAGE OR DISPOSAL (TSD) FACILITIES

EPA ID -----	TSD FACILITY NAME -----	LOCATION CITY -----	RCRA TONS MANAGED -----
NCD981021413	ACCUDYNE, INC.	RALEIGH	94,343.523
NCD986166338	ADVANCED ENVIROMENTAL TECHNOLOGY CORP.	CREEDMOOR	.000
NCD986175776	ALBEMARLE HOSPITAL	ELIZABETH CITY	.000
NCD053488409	ALLIEDSIGNAL INC.	MONCURE	.000
NCD061263315	ASHLAND CHEMICAL COMPANY	CHARLOTTE	.000
NCD003213907	AT&T NETWORK SYSTEM	WINSTON-SALEM	14,978.342
NCD003219904	ATHENS FURNITURE	STATESVILLE	.000
NCD003162542	BADIN WORKS/ALUMINUM COMPANY OF AMERICA	BADIN	.000
NCD097728000	CAMPBELL SOUP COMPANY	MAXTON	16.919
NCD003152642	CAROLINA SOLITE CORPORATION	NORWOOD	8,820.448
NCD061801361	CIBA GEIGY CORPORATION	GREENSBORO	.000
NCD001810365	CLARIANT CORPORATION	CHARLOTTE	366.502
NC0000016451	COMPU CHEM ENVIRONMENTAL CORP	RTP	.000
NCD067200949	CROFT METALS INC.	LUMBER BRIDGE	6,462.525
NCD986166361	DAY INTERNATIONAL	ARDEN	159.932
NCD049773245	DETREX CORPORATION	CHARLOTTE	761.653
NCD047369046	DUPONT EI DE NEMOURS	LELAND	.000
NCD003173358	DURABLE WOOD PRESERVERS, INC.	CHARLOTTE	788.018
NCD000648402	DURACELL USA	LEXINGTON	.000
NCD003190386	E I DUPONT DE NEMOURS CO.	KINSTON	.000
NCD047368642	E.I. DUPONT DE NEMOURS & CO.	DUART	13.220
NCD980842132	ECOFLO, INC.	GREENSBORO	1,802.279
NCD991302498	ENGINEERED CONTROLS INTERNATIONAL, INC.	ELON COLLEGE	2,678.007
NCD067178707	FAWN INDUSTRIES	MIDDLESEX	.000
NCD072022726	FEDERAL PAPER BOARD CO(CARTON PLANT #24)	WILMINGTON	.000
NCD000771964	FMC CORP LITHUM DIV. CHEMICAL PLANT	BESSEMER CITY	5.778
NCD065655599	GLAXO WELLCOME	RTP	40.645
NCD047373766	GLAXO WELLCOME INC.	GREENVILLE	6,491.865
NCD982117384	GLAXO WELLCOME INC. - IMPERIAL CENTER	MORRISVILLE	.000
NCD052547635	GLAXO WELLCOME INC. - SOUTH CAMPUS	RESEARCH TRIANGLE PARK	.000
NCD044387538	GRADY-WHITE BOATS INC.	GREENVILLE	111.920
NCD121700777	HERITAGE ENVIRONMENTAL SERVICES, INC.	CHARLOTTE	3,186.193
NCD044440642	HICKORY CHAIR CO.	HICKORY	12.160
NCD980840177	HICKORY CHAIR CO. WOOD PROD.	CONOVER	12.583
NCD085074821	HOECHST CELANESE CORPORATION SOU-TEX PLT	MOUNT HOLLY	.000
NCD041463761	IBM CORPORATION	RTP	.000
NCD000770487	JOHNSON CONTROLS BATTERY GROUP, INC.	KERNERSVILLE	.000
NCD000648451	LAILDLAW ENVIROMENTAL SERVICES (TS),INC	REIDSVILLE	8.050
NCD042091975	MALLINCKRODT CHEMICAL, INC	RALEIGH	2,524.078
NC1170027261	MCAS CHERRY POINT	CHERRY POINT	397.018
NCD071572036	MORFLEX INCORPORATED	GREENSBORO	.000
NC2750890004	NATL. INST. OF ENVR. HEALTH SCI.	RESEARCH TRIANGLE PARK	9.407
NCD095465035	NEPTCO INCORPORATED	LENOIR	.005
NCD982086555	NORTH AMERICAN ROTO ENGRAVER	WINSTON-SALEM	446.205
NCD000830737	NORTH CAROLINA STATE UNIVERSITY	RALEIGH	20.626
NCD000773655	OLDOVER CORPORATION	NORWOOD	.000
NCD986182368	PAC-FAB INC.	SANFORD	.000
NCD003156940	PNEUMAFIL CORP./CR HARRIS PLANT	CHARLOTTE	.000
NCD084173830	QUALITY FOREST PRODUCTS, INC.	ENFIELD	244.322
NCD091245969	RADIATOR SPECIALTY COMPANY	MATTHEWS	42,783.570
NCD986215572	RENTAL UNIFORM	WILSON	.000
NCD004868105	RESEARCH TRIANGLE INSTITUTE	RESEARCH TRINGLE PK	.000
NCR000003509	S & W MOTORLINES PROPERTY	GREENSBORO	.000
NCD991278680	SADOLIN PAINT PRODUCTS	WINSTON-SALEM	.000
NCD980846935	SAFETY KLEEN CORP	ST PAUL	583.517

Note: Please refer to the introduction for an explanation of this list.

Preliminary Biennial RCRA Hazardous Waste Report: Based on 1995 Data

NORTH CAROLINA

REPORTED RCRA TREATMENT, STORAGE OR DISPOSAL (TSD) FACILITIES

EPA ID	TSD FACILITY NAME	LOCATION CITY	RCRA TONS MANAGED
-----	-----	-----	-----
NCD077840148	SAFETY-KLEEN CORP	ARCHDALE	466.502
NCD079060059	SAFETY-KLEEN CORP	CHARLOTTE	553.858
NCD000776740	SAFETY-KLEEN CORP.	RALEIGH	602.441
NCD002591014	SCHRADER BELLOWS	WAKE FOREST	1,406.255
NCD053010732	SOUTH BOULEVARD PROPERTIES	CHARLOTTE	.000
NCD980799142	STAT INC.	HUDSON	.000
NCD003157930	THREADS USA	GASTONIA	.000
NCD982093783	UNC HAZARDOUS MATERIALS FACILITY	CHAPEL HILL	2.349
NC7570024474	USAF SEYMOUR JOHNSON, AFB	SEYMOUR JOHNSON AFB,	.000
NCD986227957	USAIR, INC.	CHARLOTTE	.000
NC2690308232	USCG SUPPORT CENTER	ELIZABETH CITY	.000
NCD041466251	VEEDER-ROOT COMPANY OF NC	ELIZABETHTOWN	8,337.915
NCD033999764	WALTER KIDDLE AEROSPACE, INC.	WILSON	.030
NC8210020121	XVIII AIRBORNE CORPS AND FORT BRAGG	FORT BRAGG	.043

Note: Please refer to the introduction for an explanation of this list.

Treatment, Storage, or Disposal Facilities by State

NORTH DAKOTA

REPORTED RCRA TREATMENT, STORAGE OR DISPOSAL (TSD) FACILITIES

EPA ID -----	TSD FACILITY NAME -----	LOCATION CITY -----	RCRA TONS MANAGED -----
NDD006175467	AMOCO OIL COMPANY - MANDAN REFINERY	MANDAN	518,030.000
NDD000690594	DAKOTA GASIFICATION COMPANY	BEULAH	12.187
ND3571924759	GRAND FORKS AIR FORCE BASE ND	GRAND FORKS AFB	1.091
ND4571924758	MINOT AIR FORCE BASE	MINOT AFB	.000
NDD980957070	SAFETY-KLEEN - BISMARCK	BISMARCK	.000
NDD000716738	SAFETY-KLEEN CORP - FARGO	FARGO	.000
NDD982591794	WASTE RECOVERY SERVICES INC.	BELFIELD	.000

Note: Please refer to the introduction for an explanation of this list.

Preliminary Biennial RCRA Hazardous Waste Report: Based on 1995 Data

OHIO

REPORTED RCRA TREATMENT, STORAGE OR DISPOSAL (TSD) FACILITIES

EPA ID	TSD FACILITY NAME	LOCATION CITY	RCRA TONS MANAGED
OH0084746932	AMERICAN SHOWA INC.	BLANCHESTER	.000
OH0981529688	AMOCO PERFORMANCE PRODUCTS INC	MARIETTA	6,005.000
OH0005108477	ARISTECH CHEMICAL CORPORATION	HAVERHILL	45,266.000
OH0004293775	AUSTIN POWDER COMPANY	MCARTHUR	55.141
OH0046202602	AZTEC PEROXIDES INC.	ELYRIA	33.375
OH0007901598	BATTELLE MEMORIAL INSTITUTE	COLUMBUS	.000
OH0004233003	BAYER CORPORATION - POLYMERS DIVISION	ADDYSTON	1,231.219
OH0070762596	BICRON DIV OF SGNICC	OLON	.000
OH0042157644	BP CHEMICALS INC	LIMA	992,634.022
OH0005051826	BP OIL CO - LIMA REFINERY	LIMA	.000
OH0005057542	BP OIL CO - TOLEDO REFINERY	OREGON	44.000
OH0004212999	BRUSH WELLMAN INC	ELMORE	.000
OH0087433744	CECOS INTERNATIONAL	WILLIAMSBURG	2,112.534
OH0048111090	CHANNEL PRODUCTS INC	JEFFERSON	.000
OH0980897656	CHEMICAL SOLVENTS	CLEVELAND	8,157.916
OH0052937885	CHEMICAL SOLVENTS INC.	CLEVELAND	.000
OH0020273819	CHEMICAL WASTE MANAGEMENT INC	VICKERY	117,170.000
OH0004254132	CHEVRON USA PRODUCTS CO.	HOOVEN	.000
OH0981784960	COYNE TEXTILE SERVICES	CLEVELAND	.000
OH0004341509	CYTEC INDUSTRIES INC	MARIETTA	.000
OH0060928561	DELPHI CHASSIS SYSTEMS	DAYTON	.000
OH0052151701	DELPHI CHASSIS SYSTEMS - VANDALIA OPS	VANDALIA	.000
OH0004255410	DELPHI CHASSIS SYSTEMS DIVISION GMC	KETTERING	.000
OH0045557766	DELPHI CHASSIS SYSTEMS, NEEDMORE OP	DAYTON	.000
OH7571724312	DEPARTMENT OF THE AIR FORCE BASE AREA A	WRIGHT PATTERSON AFB	.000
OH0080158702	DETREX CORPORATION-EC & ES DIVISION	EUCLID	.000
OH0005041843	DUPONT AP TOLEDO PLANT	TOLEDO	.000
OH0980700942	ECOLOTEC INCORPORATED	DAYTON	5,253.231
OH0004203519	ENGELHARD CORPORATION	ELYRIA	.000
OH0986983237	ENVIRONMENTAL PURIFICATION INDUSTRIES	TOLEDO	1,578.996
OH0000817312	GE AIRCRAFT ENGINES	CINCINNATI	.000
OH0980821862	KLOR KLEEN INC.	CINCINNATI	.000
OH0987048733	LAFARGE CORPORATION	PAULDING	39,488.000
OH0004172565	LUBRIZOL CORPORATION	WICKLIFFE	487.871
OH0004172623	LUBRIZOL CORPORATION	PAINESVILLE	11,699.118
OH0004254702	MERRELL PHARMACEUTICALS INC.	CINCINNATI	.000
OH0079435897	MOYNO INDUSTRIAL PRODUCTS	SPRINGFIELD	.000
OH0003913308	OCCIDENTAL CHEMICAL CORPORATION	ASHTABULA	.000
OH0990747859	OCCIDENTAL CHEMICAL CORPORATION	KENTON	.000
OH0004274031	PERMA-FIX OF DAYTON	DAYTON	5,925.983
OH0004460143	PPG INDUSTRIES	CLEVELAND	.000
OH0004198917	PPG INDUSTRIES INC	BARBERTON	.000
OH0004855292	QUALITY CHEMICALS INC	DAYTON	.000
OH0004228003	REPUBLIC ENG STEELS CANTON PLANT	CANTON	.000
OH0980683544	RMI TITANIUM COMPANY EXTRUSION PLANT	ASHTABULA	.000
OH0000810242	RMI TITANIUM COMPANY SODIUM PLANT	ASHTABULA	14.763
OH0084750579	SAFETY-KLEEN CORP	HAMILTON	.000
OH0981000664	SAFETY-KLEEN CORP. - GROVEPORT	GROVEPORT	.000
OH0980587364	SAFETY-KLEEN CORP. - HEBRON	HEBRON	44,102.971
OH0981187313	SAFETY-KLEEN CORP. - SHARONVILLE	SHARONVILLE	.000
OH0980683155	SAFETY-KLEEN CORP. - TIPP CITY	TIPP CITY	.000
OH0004343117	SHELL CHEMICAL COMPANY	BELPRE	1,261.000
OH0000188409	STOLLE PRODUCTS LANDFILL	SIDNEY	.000
OH0005048947	SYSTECH ENVIRONMENTAL CORP	PAULDING	39,129.531
OH7890008983	U.S. DEPARTMENT OF ENERGY - PORTSMOUTH	PIKETON	.000

Note: Please refer to the introduction for an explanation of this list.

Treatment, Storage, or Disposal Facilities by State

OHIO

REPORTED RCRA TREATMENT, STORAGE OR DISPOSAL (TSD) FACILITIES

EPA ID -----	TSD FACILITY NAME -----	LOCATION CITY -----	RCRA TONS MANAGED -----
OHD053351169	UNITED PARCEL SERVICE	COLUMBUS	.000
OH6890008984	US DEPARTMENT OF ENERGY MOUND FACILITY	MIAMISBURG	.386
OHD980613541	WASTE TECHNOLOGIES INDUSTRIES	EAST LIVERPOOL	51,915.859
OHD060409521	WCI STEEL INC	WARREN	3,726.790

Note: Please refer to the introduction for an explanation of this list.

Preliminary Biennial RCRA Hazardous Waste Report: Based on 1995 Data

OKLAHOMA

REPORTED RCRA TREATMENT, STORAGE OR DISPOSAL (TSD) FACILITIES

EPA ID	TSD FACILITY NAME	LOCATION CITY	RCRA TONS MANAGED
OKD056888688	AIRCRAFT CYLINDERS OF AMERICA, INC.	TULSA	.000
OKD007192719	ALLIED MATERIALS CORPORATION	STROUD	.000
OKD041502089	ASHLAND CHEMICAL	TULSA	.000
OKD007189111	AT&T NETWORK SYSTEMS	OKLAHOMA CITY	.000
OKD987083946	BUSINESS JET DESIGN, INC.	SHAENEE	.000
OKD089761290	CHIEF SUPPLY COMPANY	HASKELL	8,060.290
OKD007233836	CONOCO INC.	PONCA CITY	1,031.239
OKD980877856	DANA CORPORATION	VINITA	.000
OKD000719567	DOWELL SCHLUMBERGER - HOMINY	HOMINY	.000
OKD980623037	EAGLE-PITCHER BORON	QUAPAW	1.087
OKD007158454	EAGLE-PITCHER IND. INC. (EOM DEPT)	QUAPAW	577.752
OKD987072006	ELF ATOCHEM NORTH AMERICA, INC.	PRYOR	5,042.090
OKD000632737	HYDROCARBON RECYCLERS INC.	TULSA	10,257.393
OKD062885975	JULIAN LUMBER COMPANY INC.	ANTLERS	.000
OKD032963530	MADEWELL & MADEWELL, INC.	JONES	923.726
OK6213822798	MCALESTER ARMY AMMUNITION PLANT	MCALESTER	.000
OKD074294612	MERCURY MARINE - BRUNSWICK	STILLWATER	.000
OKD053958765	METAL PROCESSING COMPANY INC.	TULSA	80.000
OK7210499961	NAVAL & MARINE COPRS RESERVE CENTER	BROKEN ARROW	.000
OKD000402396	PERMA-FIX TREATMENT SERVICES, INC.	TULSA	10,715.176
OKD000803601	PHILLIPS RESEARCH CENTER	BARTLESVILLE	80.659
OKD000763821	SAFETY-KLEEN (TULSA)	TULSA	.000
OKD980878474	SAFETY-KLEEN (WHEATLAND)	WHEATLAND	.000
OKD018115469	SAFETY-KLEEN CORP (9 STREET)	OKLAHOMA CITY	.000
OKD990750960	SINCLAIR OIL CORPORATION-TULSA REFINERY	TULSA	.000
OKD058078775	SUN COMPANY INC. TULSA REFINERY	TULSA	.000
OKD987097151	TRICAT, INC.	MCALESTER	.000
OKD065438376	U.S. POLLUTION CONTROL INC.	WAYNOKA	136,052.923
OK1571724391	USAF TINKER AIR FORCE BASE	TINKER AFB	1.565
OKD000396549	WYNNEWOOD REFINING COMPANY	WYNNEWOOD	315.399
OKD000829440	ZINC CORPORATION OF AMERICA	BARTLESVILLE	390,241.361

Note: Please refer to the introduction for an explanation of this list.

Treatment, Storage, or Disposal Facilities by State

OREGON

REPORTED RCRA TREATMENT, STORAGE OR DISPOSAL (TSD) FACILITIES

EPA ID	TSD FACILITY NAME	LOCATION CITY	RCRA TONS MANAGED
-----	-----	-----	-----
ORD092894351	CASCADE WOOD PRODUCTS INC	WHITE CITY	.000
ORD089452353	CHEMICAL WASTE MANAGEMENT OF THE NW	ARLINGTON	131,062.282
ORD009023466	EVANITE FIBER CORP BATTERY SEPARATOR DIV	CORVALLIS	1.971
ORD987175569	OKI SEMICONDUCTOR MANUFACTURING DIVISION	TUALATIN	5,258.068
ORD981766124	SAFETY KLEEN CORP	CLACKAMAS	.000
ORD000712067	SAFETY KLEEN CORP 7-054-01	SPRINGFIELD	.000
ORD009020231	TEKTRONIX INC BEAVERTON CAMPUS	BEAVERTON	.209
ORD050955848	TELEDYNE WAH CHANG	ALBANY	979.242
ORD009597543	TIME OIL COMPANY N BURGRD BRANCH	PORTLAND	.000
OR6213820917	USA UMATILLA CHEMICAL DEPOT	HERMISTON	.000
ORD980981682	WESTERN COMPLIANCE SERVICES INC	SHERWOOD	.000

Note: Please refer to the introduction for an explanation of this list.

Preliminary Biennial RCRA Hazardous Waste Report: Based on 1995 Data

PENNSYLVANIA

REPORTED RCRA TREATMENT, STORAGE OR DISPOSAL (TSD) FACILITIES

EPA ID	TSD FACILITY NAME	LOCATION CITY	RCRA TONS MANAGED
-----	-----	-----	-----
PAD987367216	AERC	ALLENTOWN	1,617.923
PAD069778967	AIR PRODUCTS & CHEMICALS TAMAQUA	HOMETOWN	.000
PAD003001070	AIR PRODUCTS & CHEMICALS TREXLERTOWN	ALLENTOWN	.000
PAD002312791	ALLIEDSIGNAL INC FRANKFORD	PHILADELPHIA	28,509.119
PAD069776185	ALLIEDSIGNAL INC POTTSVILLE PLT	POTTSVILLE	.000
PAD001307792	ARMSTRONG WORLD IND LANCASTER FLOOR	LANCASTER	.000
PAD000796334	BERG ELECTRONICS INC EMIGSVILLE	EMIGSVILLE	.000
PAD009722265	BETZ LABS INC TREVSE	TREVSE	.000
PAD096837356	BOEING DEFENSE & SPACE GROUP HELICOPTERS	RIDLEY	.000
PAD000736942	CALGON CARBON CORP	PITTSBURGH	5,528.727
PAD987332343	CAPITAL PARTS WASHERS INC	LEWISBERRY	583.165
PAD002344315	CARPENTER TECHNOLOGY CORP	READING	.000
PAD064375470	CWM COATSVILLE	COATESVILLE	1,513.054
PAD213820642	DEFENSE DISTRIBUTION REGION EAST	NEW CUMBERLAND	.000
PAD002330165	EAST PENN MFG CO	LYON STATION	.000
PAD003038056	EI DUPONT TOWANDA	TOWANDA	277.197
PAD010154045	ENVIRITE CORP	YORK	69,841.249
PAD980707087	ENVIROTROL INC BEAVER FALLS	BEAVER FALLS	3,859.187
PAD987270725	ENVIROTROL INC DARLINGTON	DARLINGTON	693.760
PAD005029517	FOAMEX LP CORRY	CORRY	.000
PAD060682622	GE BRIDGEVILLE GLASS	BRIDGEVILLE	.000
PAD005033055	GE ERIE	ERIE	.000
PAD009439662	GEMCHEM INC	LITITZ	4.820
PAD990753089	GENERAL BATTERY CORP READING COMPLEX	READING	31,822.465
PAD000429589	GROWS INC	MORRISVILLE	95,445.288
PAD000606285	HERCULES INC JEFFERSON PLT	WEST ELIZABETH	8,681.186
PAD981110570	HORSEHEAD RESOURCE DVLPT MONACA	MONACA	.000
PAD002395887	HORSEHEAD RESOURCE DVLPT PALMERTON	PALMERTON	.000
PAD000797928	ICI AMERICAS AERO & AUTO TAMAQUA	TAMAQUA	7.972
PAD071203046	ICI EXPLOSIVES USA INC	TAMAQUA	57.932
PAD087561015	INMETCO INC	ELLWOOD CITY	36,089.116
PAD002389559	KEYSTONE CEMENT CO	BATH	53,579.237
PA6213820503	LETTERKENNY ARMY DEPOT	CHAMBERSBURG	.082
PAD980550412	LONZA INC	CONSHOHOCKEN	8,337.343
PAD083965897	MEDUSA CEMENT CO	WAMPUM	38,057.629
PAD003043353	MERCK & CO INC CHEROKEE PLT	RIVERSIDE	858.400
PAD002387926	MERCK & CO INC WEST POINT	WEST POINT	.000
PAD059087072	MILL SERVICE INC BULGER PLT	BULGER	80,488.500
PAD004835146	MILL SERVICE INC YUKON	YUKON	130,836.732
PAD004322913	MINE SAFETY APPLIANCES EVANS CITY	EVANS CITY	62.604
PAD002334753	OCCIDENTAL CHEMICAL CORP	POTTSTOWN	705,339.500
PAD004329835	PENNZOIL PRODUCTS ROUSEVILLE REFINERY	ROUSEVILLE	.000
PA4170022418	PHILADELPHIA NAVAL BASE	PHILADELPHIA	.000
PAD067098822	REMTech ENVIRONMENTAL LEWISBERRY INC	LEWISBURG	.000
PAD085690592	REPUBLIC ENVIRONMENTAL SYS PA	HATFIELD	14,974.020
PAD002292068	ROHM & HAAS BRISTOL PLT	BRISTOL	6,587.404
PAD077883346	ROHM & HAAS PHIL PLT	PHILADELPHIA	1,075.046
PAD075485995	ROHM & HAAS RESEARCH LABS	SPRING HOUSE	.000
PAD980552020	SAFETY KLEEN ALLENTOWN	ALLENTOWN	.000
PAD987266673	SAFETY KLEEN ATHENS	ATHENS	.000
PAD086673407	SAFETY KLEEN ERIE	ERIE	.000
PAD987266715	SAFETY KLEEN FAIRLESS HILLS	FAIRLESS HILLS	.000
PAD981736143	SAFETY KLEEN JOHNSTOWN	JOHNSTOWN	.000
PAD000738823	SAFETY KLEEN NEW KINGSTOWN	NEW KINGSTOWN	.000
PAD065716813	SAFETY KLEEN TULLYTOWN	TULLYTOWN	.000

Note: Please refer to the introduction for an explanation of this list.

Treatment, Storage, or Disposal Facilities by State

PENNSYLVANIA

REPORTED RCRA TREATMENT, STORAGE OR DISPOSAL (TSD) FACILITIES

EPA ID	TSD FACILITY NAME	LOCATION CITY	RCRA TONS MANAGED
-----	-----	-----	-----
PAD982576258	SAFETY KLEEN WEST MIFFLIN	WEST MIFFLIN	.000
PAD000738849	SAFETY KLEEN WESTCHESTER	WESTCHESTER	.000
PAD981737109	SAFETY KLEEN WILKES BARRE	WILKES BARRE	.000
PAD042259374	SARTOMER CO INC	WEST CHESTER	15,622.369
PAD004337465	SHENANGO INC	PITTSBURGH	.000
PAD049791098	SUN CO INC GIRARD POINT PROCESSING	PHILADELPHIA	.000
PAD980550594	SUN CO INC MARCUS HOOK REFINERY	MARCUS HOOK	42,248.000
PAD002289700	SUN CO INC POINT BREEZE PROCESSING	PHILADELPHIA	.000
PAD003025418	UNITED DEFENSE LP GSD	YORK	.000
PAD987283140	UNITED ENVIRONMENTAL GROUP INC	SEWICKLEY	1,883.222
PA0890090004	US DOE BETTIS ATOMOC POWER LAB	WEST MIFFLIN	.000
PAD981038227	WORLD RESOURCES CO	POTTSVILLE	24,899.041

Note: Please refer to the introduction for an explanation of this list.

Preliminary Biennial RCRA Hazardous Waste Report: Based on 1995 Data

PUERTO RICO

REPORTED RCRA TREATMENT, STORAGE OR DISPOSAL (TSD) FACILITIES

EPA ID	TSD FACILITY NAME	LOCATION CITY	RCRA TONS MANAGED
-----	-----	-----	-----
PRD091188193	BARD CARDIOPULMONARY, INC.	LAS PIEDRAS	.000
PRD091199331	BAXTER HEATHCARE (CAROLINA PLANT)	CAROLINA	.000
PRD000708305	CUTLER -HAMMER DE PR CO.	TOA BAJA	.000
PRD981130131	DUPONT AGRICHEMICALS CARIBE, INC.	MANATI	.000
PRD090028101	MERCK SHARP & DOHME QUIMICA	BARCELONETA	323.300
PRD090346909	PFIZER PHARMACEUTICALS INC	BARCELONETA	.000
PRD991291972	PHILLIPS PUERTO RICO CORE INC.	GUAYAMA	.000
PRD090074071	PUERTO RICO SUN OIL CO.	YABUCOA	746,143.918
PRD090592544	QUALITY ELECTROPLATING	CAGUAS	.000
PRD090584152	ROCHE PRODUCTS INC.	MANATI	.000
PRD981182421	SAFETY KLEEN ENVIRONSYSYSTEMS (DORADO)	DORADO	.000
PRD090399718	SAFETY KLEEN ENVIRONSYSYSTEMS CO.	MANATI	25,438.000
PRD980526115	SAN JUAN CEMENT COMPANY, INC	DORADO	81.209
PRD090378225	SEARLE & CO.	CAGUAS	11.900
PRD090613357	SMITHKLINE BEECHAN PHARM CO.	GUAYAMA	13,659.801
PRD090021056	SQUIBB MANUFACTURING, INC.	HUMACAO	50,833.500
PRD980594618	UNION CARBIDE CARIBE INC.	PENUELAS	13.408

Note: Please refer to the introduction for an explanation of this list.

Treatment, Storage, or Disposal Facilities by State

RHODE ISLAND

REPORTED RCRA TREATMENT, STORAGE OR DISPOSAL (TSD) FACILITIES

EPA ID -----	TSD FACILITY NAME -----	LOCATION CITY -----	RCRA TONS MANAGED -----
RID059735761	ADVANCED CHEMICAL CO	WARWICK	699.868
RID042131318	ARLON INC.	PROVIDENCE	3.375
RID982715898	BROWN UNIVERSITY	PROVIDENCE	.000
RID084802842	CHEM PAK CORPORATION	CRANSTON	15,672.141
RID001438480	CRANSTON PRINT WORKS	CRANSTON	.000
RID980671887	ELMWOOD SENSORS INC	PAWTUCKET	.000
RID040098352	NORTHLAND ENVIRONMENTAL INC	PROVIDENCE	.000
RID001187277	PROVIDENCE METALLIZING CO INC	PAWTUCKET	48.958
RID001460534	TANURY INDUSTRIES	LINCOLN	.000
RID980906986	21ST CENTUARY ENVR MNGT INC OF RI	WARWICK	13,381.671

Note: Please refer to the introduction for an explanation of this list.

Preliminary Biennial RCRA Hazardous Waste Report: Based on 1995 Data

SOUTH CAROLINA

REPORTED RCRA TREATMENT, STORAGE OR DISPOSAL (TSD) FACILITIES

EPA ID	TSD FACILITY NAME	LOCATION CITY	RCRA TONS MANAGED
-----	-----	-----	-----
SCD043384072	ALBEMARLE CORP ORANGEBURG PLT	ORANGEBURG	3,728.630
SCD003358389	ALBRIGHT & WILSON (AMERICAS)	CHARLESTON	.000
SCD003361987	ALLIED SIGNAL FIBERS COLUMBIA	COLUMBIA	.000
SCD980839823	ASHLAND CHEMICAL CO-COLA	COLUMBIA	.000
SCD048373468	BAYER CORP BUSHY PARK PLANT	GOOSE CREEK	.000
SC1890008989	DOE/WSRC SAVANNAH RIVER SITE	JACKSON	577.430
SCD070619796	DUKE POWER CO (CATAWBA NUCLEAR STATION)	YORK	.230
SCD043979822	DUKE POWER COMPANY (OCONEE NUCLEAR STA)	SENECA	.610
SCD003344363	EI DUPONT DE NEMOURS & CO (MAY PLANT LUG	LUGOFF	.000
SCD003351699	GIANT CEMENT COMPANY	HARLEYVILLE	.000
SCD097631691	HOECHST CELANESE CORP (GREER PLANT)	GREER	.000
SCD003368891	HOLNAM INC	HOLLY HILL	42,879.280
SCD070375985	LAIDLAW ENV SVS OF SC INC	PINEWOOD	77,382.790
SCD981467616	LAIDLAW ENVIRONMENTAL SERVICES (TOC) INC	ROEBUCK	24,044.220
SCD069316271	MEDICAL UNIVERSITY OF SC PHYSICAL PLANT	CHARLESTON	.000
SCD069314045	MILLIKEN CHEMICAL-DEWEY PLANT	INMAN	.000
SCD070371885	PHIBRO TECH INC	SUMTER	10,487.610
SCD981031040	SAFETY-KLEEN CORPORATION 3-066-01(GREER)	GREER	4.210
SCD036275626	SOUTHEASTERN CHEMICALS & SOLVENTS CO	SUMTER	19,986.140
SCD044442333	THERMALKEM INC.	ROCK HILL	10,941.800
SC3570024460	USAF-CHARLESTON AIR FORCE BASE	CHARLESTON AFB	.000
SC7570024466	USAF-SHAW AIR FORCE BASE	SHAW AFB	.000
SC3210020449	USATC & FORT JACKSON	FORT JACKSON	.670
SC1750216169	USMC AIR STATION	BEAUFORT	.000
SC8170022620	USN-CHARLESTON NAVAL WEAPONS STATION	GOOSE CREEK	.000
SCD980500052	3V INC	GEORGETOWN	1,275.020

Note: Please refer to the introduction for an explanation of this list.

Treatment, Storage, or Disposal Facilities by State

SOUTH DAKOTA

REPORTED RCRA TREATMENT, STORAGE OR DISPOSAL (TSD) FACILITIES

EPA ID -----	TSD FACILITY NAME -----	LOCATION CITY -----	RCRA TONS MANAGED -----
SD2571924644	ELLSWORTH AIR FORCE BASE	ELLSWORTH AFB	.558
SDD000716696	SAFETY-KLEEN CORP.	SIOUX FALLS	.000
SDD078668696	3M BROOKINGS - MEDICAL DIV.	BROOKINGS	.000

Note: Please refer to the introduction for an explanation of this list.

Preliminary Biennial RCRA Hazardous Waste Report: Based on 1995 Data

TENNESSEE

REPORTED RCRA TREATMENT, STORAGE OR DISPOSAL (TSD) FACILITIES

EPA ID -----	TSD FACILITY NAME -----	LOCATION CITY -----	RCRA TONS MANAGED -----
TND982086969	AMERICAN ECOLOGY RECYCLE CENTER INC	OAK RIDGE	20.210
TN8570024044	ARNOLD ENGINEERING DEVELOPMENT CENTER/CE	TULLAHOMA	110.230
TN4210020570	DEFENSE DISTRIBUTION DEPOT MEMPHIS	MEMPHIS	179.330
TND982109142	DIVERSIFIED SCIENTIFIC SERVICES INC (DSS	KINGSTON	255.190
TND003331766	E. I. DU PONT DE NEMOURS & CO INC	CHATTANOOGA	6.650
TND980847024	EXCEL TSD INC	MEMPHIS	7,115.690
TND004048690	GENERAL SMELTING & REFINING, INC.	COLLEGE GROVE	15,659.990
TN5210020421	HOLSTON ARMY AMMUNITION PLANT	KINGSPORT	46.330
TND987789583	ICI ACRYLICS- MEMPHIS (FITE RD)	MEMPHIS	22,917.490
TND000614321	LAIDLAW ENVIRONMENTAL SERVICES (GS) INC	MILLINGTON	7,947.510
TND000645770	LAIDLAW ENVIRONMENTAL SERVICES TS INC	GREENBRIER	7,981.660
TN0210020582	MILAN ARMY AMMUNITION PLANT	MILAN	2,713.610
TN2170022600	NAVAL AIR STATION MEMPHIS	MEMPHIS	15.860
TND003095635	NUCLEAR FUEL SERVICES, INC	ERWIN	.070
TND003337292	OLIN CORPORATION - CHARLESTON PLANT	CHARLESTON	212,238.890
TND991279480	PERMA-FIX ENVIRONMENTAL SERVICES, INC.	MEMPHIS	5,234.500
TND067690040	REFINED METALS CORPORATION	MEMPHIS	104,857.130
TND058660390	ROHM AND HAAS COMPANY	KNOXVILLE	11,495.910
TND981027410	SAFETY KLEEN CORP 6-051-01	DYERSBURG	316.000
TND987777695	SAFETY-KLEEN CORP	KNOXVILLE	2,068.530
TND981474125	SAFETY-KLEEN CORP. 3-109-01	NASHVILLE	1,358.930
TND004047163	SUNBEAM FURNITURE CO	MURFREESBORO	340.070
TND003376928	TENN EASTMAN DIVISION OF EASTMAN CHEMICA	KINGSPORT	38,173,230.210
TN3890090001	U.S. DOE Y-12 PLANT	OAK RIDGE	15,218.300
TN1890090003	U.S. DOE, OAK RIDGE NATIONAL LABORATORY	OAK RIDGE	1,990.490
TN0890090004	UNITED STATES DEPT. OF ENERGY K-25 SITE	OAK RIDGE	76,869.580
TND007024664	VELSICOL CHEMICAL	MEMPHIS	3,509.020
TND061314803	VELSICOL CHEMICAL CORP	CHATTANOOGA	1,520.970
TN5210020140	101ST AIRBORNE DIVISION (AIR ASSAULT) &	BORDER	2.790

Note: Please refer to the introduction for an explanation of this list.

Treatment, Storage, or Disposal Facilities by State

TEXAS

REPORTED RCRA TREATMENT, STORAGE OR DISPOSAL (TSD) FACILITIES

EPA ID	TSD FACILITY NAME	LOCATION CITY	RCRA TONS MANAGED
TX7572024605	AIR FORCE PLANT NO. 4/LOCKHEED MARTIN TA	FORT WORTH	42,127.800
TXD990757486	AIR PRODUCTS, INC.	PASADENA	364,575.340
TXD000742304	AMERICAN ECOLOGY ENVIRONMENTAL SERVICES	TYLER	49,791.850
TXD008080533	AMOCO PETROLEUM PRODUCTS	TEXAS CITY	18,036,293.860
TXD058265067	ARCO CHEMICAL COMPANY	PASADENA	38,624.000
TXD083472266	ARCO CHEMICAL COMPANY	CHANNELVIEW	2,639,638.190
TXD980808778	ARISTECH CHEMICAL CORPORATION	PASADENA	1,501.900
TXD008081697	BASF CORPORATION	FREEPORT	498,414.990
TXD084970169	BAYPORT/LONZA INC.	PASADENA	1,514.270
TXD990797714	BEAUMONT REFINERY/MOBIL OIL CORP.	BEAUMONT	88,430.400
TXD000751172	BP CHEMICALS INCORPORATED	PORT LAVACA	899,150.000
TXD008113441	CELANESE ENGINEERING RESINS, INC.	BISHOP	164,752.080
TXD046844700	CHEMICAL RECLAMATION SERVICES	AVALON	14,629.770
TXD000838896	CHEMICAL WASTE MGT. INC.	PORT ARTHUR	724,837.370
TXD001700806	CHOCOLATE BAYOU / MONSANTO	ALVIN	7,634,361.540
TXR000001016	DISPOSAL SYSTEMS OF CORPUS CHRISTI, INC.	CORPUS CHRISTI	38,895.040
TXD000017756	DOW CHEMICAL COMPANY - LA PORTE SITE	LA PORTE	1,813,544.430
TXD008079642	DUPONT - SABINE RIVER WORKS	ORANGE	57,526,578.310
TX3571924643	DYESS AFB	ABILENE	.000
TXD008079212	E.I. DU PONT DE NEMOURS - LA PORTE	LA PORTE	86,055.630
TXD008081101	E.I. DUPONT NEMOURS & CO. INC	NEDERLAND	2,449,908.990
TXD008090011	ELF ATOCHEM - HOUSTON PLANT	HOUSTON	640.000
TXD074180019	ELF ATOCHEM NORTH AMERICA INC	BEAUMONT	5.590
TXD000782698	EXXON BAYTOWN REFINERY	BAYTOWN	3,412,521.000
TXD086981172	FINA OIL AND CHEMICAL COMPANY	LA PORTE	3,677.000
TXD093565653	GEORGIA GULF CORPORATION	PASADENA	10,022.630
TXD006451090	GNB TECHNOLOGIES, FRISCO FACILITY	FRISCO	12,872.390
TXD000836486	GREENS BAYOU PLANT/ISK BIOSCIENCES CORP.	HOUSTON	1,504,627.220
TXD980624035	HEAT ENERGY ADVANCED TECHNOLOGY, INC.	DALLAS	5,725.700
TXD000719286	HOECHST CLEANSE CHEMICAL GROUP, LTD.	SEABROOK	3,003.600
TXD007376700	HOECHST CELANESE CHEMICAL GROUP, LTD.	PAMPA	76,647.000
TXD026040709	HOECHST CELANESE CHEMICAL GROUP, LTD.	BAY CITY	14,543.930
TXD078432457	HOECHST CELANESE CHEMICAL GROUP, LTD.,CL	PASADENA	1,044,162.870
TXD069450278	HOECHST CELANESE CORPORATION	CORPUS CHRISTI	233,376.700
TXD008076846	HUNTSMAN CORPORATION	PORT NECHES	11,116.870
TXD008076853	HUNTSMAN CORPORATION	CONROE	2,572.680
TX8214020424	III CORPS AND FORT HOOD	FORT HOOD	.000
TXD041470543	INTERNATIONAL BUSINESS MACHINES CORP	AUSTIN	639,743.530
TXD982290140	LAIDLAW ENVIRONMENTAL SERVICES (TES) INC	LA PORTE	.000
TX7213821831	LONE STAR ARMY AMMUNITION PLANT	TEXARKANA	4,978.590
TXD058275769	LYONDELL PETROCHEMICAL COMPANY	CHANNELVIEW	11,217,863.260
TXD082688979	LYONDELL-CITGO REFINING COMPANY LTD.	HOUSTON	.000
TXD059685339	MCKEE PLANTS	SUNRAY	1,450,786.190
TXD008106999	MERICHEM COMPANY, GREENS BAYOU PLANT	HOUSTON	486,043.000
TXD069450997	MOTOROLA INC/ ED BLUESTEIN FACILITY	AUSTIN	498,889.850
TXD008084618	NALCO/EXXON ENERGY CHEMICALS L.P.	SUGAR LAND	189,545.890
TX8800016125	NASA JOHNSON SPACE CENTER	HOUSTON	.000
TXD008093197	NATURAL GAS ODORIZING, INC.	BAYTOWN	2,157.110
TX7170022787	NAVAL AIR STATION CORPUS CHRISTI	CORPUS CHRISTI	3.530
TX8170022786	NAVAL AIR STATION DALLAS	DALLAS	.000
TXD982286932	OCCIDENTAL CHEMICAL CORPORATION	GREGORY	148,293.540
TXD981911209	OCCIDENTAL CHEMICAL HOUSTON CHEMICAL COM	DEER PARK	423,700.000
TXD980626774	PHILLIPS 66 COMPANY, BORGER COMPLEX REF	BORGER	7,580,113.000
TXD008097529	PORT ARTHUR PLANT / STAR ENTERPRISES	PORT ARTHUR	2,445.000
TXD008090409	PORT ARTHUR REFINERY	PORT ARTHUR	.000

Note: Please refer to the introduction for an explanation of this list.

Preliminary Biennial RCRA Hazardous Waste Report: Based on 1995 Data

TEXAS

REPORTED RCRA TREATMENT, STORAGE OR DISPOSAL (TSD) FACILITIES

EPA ID	TSD FACILITY NAME	LOCATION CITY	RCRA TONS MANAGED
-----	-----	-----	-----
TXD058276130	QUANTUM CHEMICAL CORPORATION	LA PORTE	4,989.410
TX3213820738	RED RIVER ARMY DEPOT	TEXARKANA	1,248.670
TXD980626014	REXENE CORPORATION	ODESSA	2,786.860
TXD008099079	RHONE - POULENC, INC.	HOUSTON	827,675.240
TXD065096273	ROHM AND HASS TEXAS INC.	DEER PARK	2,802,068.500
TXD055141378	ROLLINS ENVIRONMENTAL SERVICES (TX) INC.	DEER PARK	2,289,944.320
TXD062287883	SAFETY KLEEN CORP	ABILENE	141.570
TXD981052061	SAFETY KLEEN CORP	IRVING	783.730
TXD000729400	SAFETY-KLEEN CORP	SAN ANTONIO	726.470
TXD000747428	SAFETY-KLEEN CORP	WICHITA FALLS	261.730
TXD000747436	SAFETY-KLEEN CORP	LUBBOCK	192.130
TXD067261412	SANDOZ AGRO, INCORPORATED	BEAUMONT	1,576.720
TXD000820118	SHELL DEVELOPMENT COMPANY	HOUSTON	2.280
TXD067285973	SHELL OIL COMPANY	DEER PARK	12,288,865.670
TX3571524161	SHEPPARD AIR FORCE BASE	SHEPPARD AFB	82.990
TXD008079527	STERLING CHEMICALS, INC.	TEXAS CITY	5,593,331.000
TX0000201202	TEXACO CHEMICALS INC.	PORT NECHES	80,638.440
TXD007330202	TEXAS EASTMAN DIVISION, EASTMAN CHEM CO	LONGVIEW	7,971,729.680
TXD008092793	THE DOW CHEMICAL COMPANY	FREEPORT	9,327,545.600
TXD041067638	THE LUBRIZOL CORPORATION	DEER PARK	195.320
TX9170024708	U.S. NAVAL INDUSTRIAL RESERVE PLANT	MCGREGOR	46.990
TXD000461533	UNION CARBIDE CORPORATION	TEXAS CITY	1,455,722.600
TX6170022770	US NAVAL WEAPONS PLANT - VOUGHT	DALLAS	.000
TXD052649027	USPCI/LAIDLAW	SAN ANTONIO	7,313.900
TXD988083747	VALMONT INDUSTRIES, INC./TEXAS	BRENNHAM	.000

Note: Please refer to the introduction for an explanation of this list.

Treatment, Storage, or Disposal Facilities by State

TRUST TERRITORIES

REPORTED RCRA TREATMENT, STORAGE OR DISPOSAL (TSD) FACILITIES

EPA ID -----	TSD FACILITY NAME -----	LOCATION CITY -----	RCRA TONS MANAGED -----
TT0570090001	USARMY JACADS AND USACAP	APO	.000
TT9570090002	USDOD DEFENSE NUCLEAR AGENCY	APO	.000

Note: Please refer to the introduction for an explanation of this list.

Preliminary Biennial RCRA Hazardous Waste Report: Based on 1995 Data

UTAH

REPORTED RCRA TREATMENT, STORAGE OR DISPOSAL (TSD) FACILITIES

EPA ID -----	TSD FACILITY NAME -----	LOCATION CITY -----	RCRA TONS MANAGED -----
UTD001705029	ALLIANT TECHSYSTEMS, INC.	MAGNA	228.563
UTD048406144	ASHLAND CHEMICAL	CLEARFIELD	.000
UT9210020922	DEFENSE DISTRIBUTION DEPOT, OGDEN	OGDEN	4.368
UTD009089277	DYNO NOBEL, INC.-PELICAN POINT SITE B	PELICAN POINT	5.070
UTD980666721	DYNO NOBEL, INC.-TOOELE TEST SITE	RUSH VALLEY	8.400
UTD041310962	ENSIGN-BICKFORD CO.	SPANISH FORK	45.185
UTD982598898	ENVIROCARE OF UTAH	CLIVE	8,257.796
UT0000123166	HERCULES, INC.-COMPOSITE PRODUCTS DIV	WEST VALLEY CITY	.000
UTD009087644	REILLY INDUSTRIES	PROVO	.000
UTD009081357	THIOL CORP.-MAIN PLANT, PROMONTORY	PROMONTORY	531.876
UT3213820894	TOOELE ARMY DEPOT - NORTH AREA	TOOELE	1,019.422
UT5210090002	TOOELE CHEMICAL ACTIVITY - SOUTH AREA	TOOELE	3,399.282
UT0571724350	U.S. AIR FORCE - HILL AFB	HILL AFB	50,555.448
UT0570090001	U.S. AIR FORCE - UTAH TEST & TRNG. RANGE	WEST DESERT	1,034.578
UT3750211259	U.S. ARMY, DUGWAY PROVING GROUND	DUGWAY	.129
UTD982595795	USPCI-CLIVE INCINERATION FACILITY	CLIVE	11,114.783
UTD000651653	UTAH STATE UNIVERSITY	LOGAN	.000
UTD092024934	WESTERN ZIRCONIUM - WESTINGHOUSE CNFD	OGDEN	306,191.911

Note: Please refer to the introduction for an explanation of this list.

Treatment, Storage, or Disposal Facilities by State

VERMONT

REPORTED RCRA TREATMENT, STORAGE OR DISPOSAL (TSD) FACILITIES

EPA ID	TSD FACILITY NAME	LOCATION CITY	RCRA TONS MANAGED
-----	-----	-----	-----
VTD001086529	C.E. BRADLEY LABORATORIES, INC.	BRATTLEBORO	159.643
VTD001086131	FAIRBANKS SCALES	ST JOHNSBURY	1,294.339
VTD982194698	GREEN MOUNTAIN POWER COMPANY	MONTPELIER	.000
VTD988366654	GREEN MOUNTAIN POWER CORPORATION	COLCHESTER	.082
VTD002084705	IBM	ESSEX JUNCTION	.000
VTD157250184	L & D SAFETY MARKING CORPORATION	BERLIN	.000
VTD002083434	LOCKHEED MARTIN ARMAMENT SYSTEMS	BURLINGTON	.000
VTD019130731	PALMER BROTHERS	ST. JOHNSBURY	.000
VTD982766537	POLUTION SOLUTIONS OF VERMONT, INC	WILLISTON	.000
VTD988367421	SAFETY MEDICAL SYSTEMS, INC.	COLCHESTER	.000
VTD000791699	SAFETY-KLEEN CORP.	BARRE	.000
VTD000636563	UVM, ENVIRONMENTAL SAFETY FACILITY	BURLINGTON	.000
VTD053404034	VA MEDICAL & REGIONAL OFFICE CENTER	WHITE RIVER JUNCTION	1.375

Note: Please refer to the introduction for an explanation of this list.

Preliminary Biennial RCRA Hazardous Waste Report: Based on 1995 Data

VIRGIN ISLANDS

REPORTED RCRA TREATMENT, STORAGE OR DISPOSAL (TSD) FACILITIES

EPA ID -----	TSD FACILITY NAME -----	LOCATION CITY -----	RCRA TONS MANAGED -----
VID980536080	HESS OIL VIRGIN ISLANDS CORP(HOVIC)	KINGSHILL	19.500

Note: Please refer to the introduction for an explanation of this list.

Treatment, Storage, or Disposal Facilities by State

VIRGINIA

REPORTED RCRA TREATMENT, STORAGE OR DISPOSAL (TSD) FACILITIES

EPA ID -----	TSD FACILITY NAME	LOCATION CITY -----	RCRA TONS MANAGED -----
VAD023690183	ALLIED SIGNAL, INC	CHESTER	.000
VAD065385296	ALLIED SIGNAL, INC	HOPEWELL	6,665.200
VAD062373600	ASHLAND CHEMICAL COMPANY	ROANOKE	.000
VAD023741705	ATLANTIC RESEARCH CORP	GAINESVILLE	15.572
VAD093561652	B.I. CHEMICALS, CIN	PETERSBURG	.000
VA6170061463	COMMANDER, NAVAL BASE	NORFOLK	1,687.875
VA1170024813	COMMANDER, NORFOLK NAVAL SHIPYARD	PORTSMOUTH	.000
VAD055046049	COOK COMPOSITES & POLYMERS	CHATHAM	694.708
VA3971520751	DEFENSE SUPPLY CENTER RICHMOND	RICHMOND	.000
VAD003114832	DUPONT, E I DE NEMOURS & CO, INC	WAYNESBORO	.000
VAD980554539	E I DUPONT DE NEMOURS	CEDARVILLE	.000
VAD003114865	E.I. DUPONT DE NEMOURS & CO, INC	MARTINSVILLE	.000
VAD980551782	GE FANUC AUTOMATION	CHARLOTTESVILLE	.000
VAD070360219	GENERAL ELECTRIC CO WINCHESTER LAMP	WINCHESTER	.000
VAD003122165	HERCULES, INC	FRANKLIN	9,365.000
VAD064872575	IBM CORPORATION	MANASSAS	.000
VAD001705110	MERCK & CO., INC	ELKTON	.000
VA2170024606	NAVAL AIR STATION OCEANA	VIRGINIA BEACH	.000
VA7170024684	NAVAL SURFACE WARFARE CENTER	DAHLGREN	90.613
VAD003175072	NORFOLK SHIPBUILDING & DRYDOCK CORP	NORFOLK	.000
VAD077942266	OLDOVER CORP	CASCADE	.000
VAD098443443	OLDOVER CORPORATION	ARVONIA	.000
VAD003111416	PRILLAMAN CHEMICAL CORP	MARTINSVILLE	.000
VA1210020730	RADFORD ARMY AMMUNITION PLANT	RADFORD	92.400
VAD000737361	SAFETY-KLEEN CORP	VINTON	.000
VAD000737346	SAFETY-KLEEN CORPORATION	CHESAPEAKE	.000
VAD981043011	SAFETY-KLEEN CORPORATION	CHESTER	.000
VAD042755082	SOLITE CORPORATION	ARVONIA	15,399.907
VA7213720082	US ARMY GARRISON, FT BELVOIR	FORT BELVOIR	.000
VAD046970521	VIRGINIA SOLITE COMPANY	CASCADE	17,964.428
VA8170024170	YORKTOWN NAVAL WEAPONS STATION	YORKTOWN	19.410

Note: Please refer to the introduction for an explanation of this list.

WASHINGTON

NO TSDS WERE REPORTED BY THIS STATE.

Note: Please refer to the introduction for an explanation of this list.

Treatment, Storage, or Disposal Facilities by State

WEST VIRGINIA

REPORTED RCRA TREATMENT, STORAGE OR DISPOSAL (TSD) FACILITIES

EPA ID	TSD FACILITY NAME	LOCATION CITY	RCRA TONS MANAGED
WV0170023691	ALLEGANY BALLISTICS LABORATORY	ROCKET CENTER	58.362
WV0000352583	ARCO CHEMICAL CO.	S. CHARLESTON	2,511.392
WVD004319158	BLUE RIBBON PAINT COMPANY	WHEELING	.000
WVD004341491	CYTEC INDUSTRIES	WILLOW ISLAND	714,080.481
WVD981107600	CARBON REGENERATION, INC.	MORGANTOWN	1.200
WVP000006106	CLAUDE PROFITT-HAZARDOUS WASTE SITE	OCEANA	.000
WVD005012851	DUPONT	BELLE	89,512.874
WVD045875291	DUPONT WASHINGTON WORKS	WASHINGTON	37,415.300
WVD041952714	DUPONT, POTOMAC RIVER WORKS	FALLING WATERS	8.641
WVD039990965	FLEXSYS AMERICA L.P.	NITRO	.000
WVD005005087	FMC CORPORATION	NITRO	.000
WVD981109515	FRISKIES PETCARE COMPANY	WEIRTON	.000
WVD980552384	GE SPECIALTY CHEMICALS, INC.-NORTH PLANT	MORGANTOWN	.000
WVD088911854	GENERAL ELECTRIC COMPANY	WASHINGTON	.000
WVD076826015	INCO ALLOYS INTERNATIONAL, INC.	HUNTINGTON	503.836
WVR000002402	LOGAN PLATING COMPANY	STOLLINS	.000
WVD056866312	MILES INC	NEW MARTINSVILLE	9,305.308
WVP000006196	MONSANTO COMPANY - SITE B	NITRO	.000
WVD004325353	OSI SPECIALTIES, INC.	SISTERVILLE	74,334.857
WVD060692126	PITTSBURGH TUBE CO., JANE LEW DIVISION	JANE LEW	1,087.400
WVD004336343	PPG INDUSTRIES, INC; NATRIUM PLANT	NEW MARTINSVILLE	5.031
WVD005005509	RHONE-POULENC INSTITUTE PLANT	INSTITUTE	7,463,795.940
WVD981034101	SAFETY-KLEEN CORPORATION	WHEELING	.000
WVD004337135	ST. MARY'S REFINING CO.	ST. MARY'S	.000
WVD000737387	SAFETY KLEEN CORP 4-075-02-OLD	NITRO	.000
WVD060682291	UNION CARBIDE CORP, TECHNICAL CENTER	SOUTH CHARLESTON	83.064
WVD005005483	UNION CARBIDE S. CHARLESTON PLANT	SOUTH CHARLESTON	2,412.317
WVD000068908	WEIRTON STEEL CORPORATION	WEIRTON	.000

Note: Please refer to the introduction for an explanation of this list.

Preliminary Biennial RCRA Hazardous Waste Report: Based on 1995 Data

WISCONSIN

REPORTED RCRA TREATMENT, STORAGE OR DISPOSAL (TSD) FACILITIES

EPA ID	TSD FACILITY NAME	LOCATION CITY	RCRA TONS MANAGED
-----	-----	-----	-----
WID047263579	AUTOMATED SYSTEMS INC	BROOKFIELD	.000
WID073830028	BRUNSWICK INC MERCURY MARINE DIV PLANT#	FOND DU LAC	.000
WID0006131205	CARVER BOAT CORP	PULASKI	.000
WID038760864	CARVER BOAT CORP	PULASKI	.000
WID980615439	COOK COMPOSITES & POLYMERS CO	SAUKVILLE	3,290.157
WID006144737	CURWOOD INC	NEW LONDON	.000
WID981534142	EAU CLAIRE COUNTY	EAU CLAIRE	.000
WIR000006544	EAU CLAIRE COUNTY	EAU CLAIRE	.000
WID052757036	ERDA INC	PESHTIGO	.000
WID086686003	GENERAL ELECTRIC MEDICAL SYSTEMS	WEST MILWAUKEE	.000
WID023350192	MILSOLV CORP	MENOMONEE FALLS	.000
WID006142061	OMC TRADE WINDS STORAGE	MANAWA	.000
WID006091425	S C JOHNSON & SON INC	MOUNT PLEASANT	.000
WID980896641	SAFETY-KLEEN CORP - LACROSSE	LA CROSSE	.000
WID980896633	SAFETY-KLEEN CORP - MADISON	MADISON	.000
WID981097769	SAFETY-KLEEN CORP - WAUKESHA	WAUKESHA	.000
WID988591921	STOUGHTON TRAILERS INC	STOUGHTON	.000
WI3210020563	U S ARMY GARRISON FORT MCCOY	SPARTA	.008
WID096344056	U S CHROME CORP	FOND DU LAC	1,793.286
WID000808501	WISCONSIN PUBLIC SERVICE CORP	GREEN BAY	75.894

Note: Please refer to the introduction for an explanation of this list.

Treatment, Storage, or Disposal Facilities by State

WYOMING

REPORTED RCRA TREATMENT, STORAGE OR DISPOSAL (TSD) FACILITIES

EPA ID -----	TSD FACILITY NAME -----	LOCATION CITY -----	RCRA TONS MANAGED -----
WYD048743009	LITTLE AMERICA REFINING CO	CASPER	655,356.130
WYD000712687	NALCO/EXXON ENERGY CHEMICALS	EVANSVILLE	.000
WYD079959185	SINCLAIR OIL CORPORATION	SINCLAIR	1,315,095.913
WYD098805948	UNION PACIFIC RAILROAD	GREENRIVER	.000
WYD988874673	UNION PACIFIC RAILROAD	CHEYENNE	.000

Note: Please refer to the introduction for an explanation of this list.

This page intentionally left blank.

