Introduction

The fact sheets in this document summarize the basic 1993 Toxics Release Inventory (TRI) data for each state. This document is designed as a companion volume to EPA's *1993 Toxics Release Inventory Public Data Release* (EPA 745-R-95-010), a more detailed examination of TRI data for 1993 and previous years.

The TRI is a publicly-available database containing information about releases and off-site transfers of toxic chemicals from manufacturing facilities. The TRI was established by section 313 of the Emergency Planning and Community Right-to-Know Act (EPCRA) of 1986. EPCRA was passed to promote planning for chemical emergencies and to provide information to the public about the presence and release of toxic and hazardous chemicals in their communities. Following passage of the Pollution Prevention Act of 1990, the TRI was expanded to include reporting of additional waste management and pollution prevention activities.

By July 1 each year, facilities must report their estimated releases and transfers of toxic chemicals for the preceding calendar year. Facilities provide this information to EPA and to the state in which they are located. For 1993, more than 23,000 facilities filed nearly 80,000 individual chemical reports to TRI. After completion of data entry and data quality assurance, EPA makes these data available to the public through an on-line database and through other means such as this report.

For further information about TRI and for assistance in obtaining TRI documents, contact the EPCRA Information Hotline at 1-800-535-0202. For assistance in obtaining access to the data, contact the TRI User Support Service at 202-260-1531. For further information about individual state TRI programs, contact the state TRI coordinator listed at the bottom of the fact sheet for that state.

Description of the Fact Sheets

Each 2-page state fact sheet provides the following:

1. A map of each state with a triangle marking the location of each facility reporting to the TRI in 1993.
2. **On-site Releases:** The amounts of toxic chemicals released to the air, water and land and injected into underground wells.
3. **On-site Waste Management:** The amounts of toxic chemicals recycled, burned for energy recovery, or treated at the facility.
4. **Off-site Transfers for Further Waste Management:** The amounts of chemicals sent off-site for waste management, including recycling, energy recovery, treatment, and disposal. Amounts treated at publicly-owned treatment works (POTWs) are presented separately from amounts treated at other locations. "Other Off-site Transfers" refers to amounts reported with no off-site management code or with an invalid code.

5. The population of the state, the number of facilities reporting to TRI from that state, and the number of forms submitted by those facilities. The population statistics for the 50 states and for Puerto Rico are from 1993 U.S. Census updates. The population statistics for American Samoa and the Virgin Islands are from the 1990 U.S. Census, as these are the most recent data available.
6. The state's national rank for total releases (including underground injection of waste), air/water/land releases (excluding underground injection), receipt of transfers from facilities outside of the state, and transfers of waste to sites outside the state.
7. The five chemicals with the largest quantity of releases, including underground injection, and the five chemicals with the largest quantity of air/water/land releases, excluding underground injection.
8. The 10 facilities reporting the largest quantity of toxic chemical releases, including underground injection, and the 10 facilities reporting the largest quantity of toxic chemical releases to air/water/land, excluding underground injection.
9. Contact names, telephone numbers, and fax numbers for the state TRI coordinator and for the EPA TRI coordinator for the region in which the state is located.

Note that certain information in these fact sheets is provided on the basis of total releases, including underground injection, and on the basis of air/water/land releases, excluding underground injection. For states with little or no underground injection of waste, these alternative rankings will be similar or identical. However, for the states with substantial amounts of underground injection, EPA offers these alternative rankings because questions have been raised about whether underground injection of waste into Class I injection wells is properly viewed as a direct environmental release. Properly designed and constructed Class I injection wells have substantially lower exposure potential than direct forms of release. These alternative rankings may help the public focus on releases of greatest concern in their communities.

Status of State TRI Programs

Each year, the National Conference of State Legislatures (NCSL) conducts an assessment of state TRI programs at the request of the Toxics Release Inventory Project of the Forum on State and Tribal Toxics Action (FOSTTA). This assessment gathers basic information about state TRI programs, including state data management and data use, outreach and services for the public and industry, and staffing and funding levels.

This year's assessment was conducted in November and December of 1994. All 50 states completed the assessment. Puerto Rico, American Samoa, the U.S. Virgin Islands, Guam and the District of Columbia did not respond to the assessment and therefore are not included in the matrix.

Some of the major findings of this state program assessment are summarized below. State responses to some of the questions are presented in a matrix following this section. For further information about this assessment, contact: George Hagevik, National Conference of State Legislatures, 1560 Broadway, Suite 700, Denver CO 80202 (phone: 303-830-2200).

Data Collection and Management: Thirty-five states reported that they enter some or all of their TRI data into a state database, up from 32 states last year. Twelve of these 35 states enter the entire Form R into their database. Nineteen of the states make their computerized TRI data available within three months of the July 1 reporting deadline; most make it available within six months. Eleven states have additional or more stringent reporting criteria than the federal criteria under EPCRA section 313. For example, eight states require facilities to develop plans or set goals for toxics use reduction or pollution prevention. Four states require reporting from industries which are not subject to the federal TRI reporting requirements.

Public Access to Data: All states provide copies of the Form Rs to the public upon request. Twenty states produce a TRI summary report. Twenty-five states perform data runs or create TRI documents for the public in response to requests. Only three states currently provide the public on-line access to the state TRI database.

State Use of TRI Data: Eighteen states use TRI data in Geographic Information Systems (GIS) or other mapping activities. Ten states use TRI data in environmental justice projects. Thirty-five states use TRI data to identify facilities for pollution prevention activities. Ten states have integrated the TRI data with one or more other databases. Fifteen states use the TRI data for emergency prevention planning, and an equal number of states use the data in risk screening or risk analysis. While 21 states use the TRI data for targeting permit compliance inspections, only five states use the data in facility siting or permitting decisions, and six states use it for developing or revising permit limits.

Outreach and Compliance: Forty-two states conduct at least some outreach programs to explain TRI reporting requirements to industry. Thirty-two states distribute materials, while 30 states conduct training sessions and 29 states provide technical assistance to industry. Nine states provide assistance through telephone hotlines, and five states visit facilities to provide assistance. Sixteen states say that they have authority under state law to enforce the TRI reporting requirements of EPCRA section 313.

Resources Devoted to TRI: Fourteen states have the equivalent of one full-time employee devoted to the state TRI program, and eleven states have the equivalent of more than one full-time employee working on TRI. Eleven states report that they do not have any employees working on TRI. Twenty states reported total funding for their TRI program of $1,000 to $50,000; 11 states reported funding between $50,000 and $150,000; and two states reported funding of more than $200,000. In contrast, 16 states reported that they have no budget at all for the TRI program; most of the states reporting no TRI budget also reported that they had no employees or only a fraction of an employee's time devoted to the program.

1995 State TRI Program Assessment[1]

State	1. Information Provided to the Public	2. State TRI Report Available for Which Years	3. Data Used for What Purposes	4. State TRI Computer Database	5. Form R Fields in Database	6. How Soon Available After July 1 (in months)	7. Data Available on Computer for Which Years
AK	a, b, c		j	no			
AL	a, b, c, d		c, f	yes	a, b	3	87-93
AR	a, f	89-93	f	yes	a, b, c, d, e, f	2	91-93
AZ	a, b, c, d, e, f	91-93	a, b, c, d, f, j	yes		2	91-93
CA	a, e		a, b, c, e, i	yes	a, c, d, e, f	2	87-93
CO	a, b, d		b, c, d, e, f	no			
CT	a, b, d, f	91	a, b, c, e, f	yes		5 to 6	91-93
DE	a, b, d, e, f	90	a, c, d, e, f	yes	a, b, c, d, e, f	3	87-92
FL	a, b, c, e, f	92	a, c, f, h, i	yes	a, b, c, d, e, f	2 to 3	90-93
GA	a, b, e, f	87-92	a, b, c, d, e	yes		6	88-92
HI	a, b, c, d, e		e	no			
IA	a			no		10	
ID	a, b		c	no			
IL	a, b, e, f	87-92	c, d, e, i	yes		6	87-93
IN	a, b, c, f	91	c	no	a, b, c		
KS	a, b, f	90-92	a, c, d, f, g	yes	a, c, d, e	3	87-93
KY	a, b, e	90-92	a, c, e, f, j	yes		6	88-92
LA	a, b, c, d, e , f	87-92	a, b, c	yes		6	87-93
MA	a, d, e, g		a, c, f	yes	a, b, c, d, e, f	5	90-93
MD	a, b, e		c	yes	a, b, c, d, e, f	3	87-93
ME	a, b, c, d		c, f	yes	a, c, d	3	93
MI	a, b, c, e, f	87-92	c, f, g, h	yes	a, c, d, e	4	90-93
MN	a, b, e, f	88-93	c, f	yes	a, b, c, d, e, f	3	88-93
MO	a			no			
MS	a, b, f	92	i	yes	a, b, c, d, e	2 to 3	92
MT	a, b		d	no			
NC	a, c			yes	a	3	
ND	a, b, c		d, e	no			
NE	a, b		a, c, e, i	no		12	87-92
NH	a, b, e		a, c, d, f, g	yes	a	1	87-93
NJ	a, b, c, e, f	87-92	a, c, f, h, i	no		10	87-92
NM	a, b, c		d, e	no			
NY	a, f, g	87-93	c, d, e, f, g	yes	a, b, c, d	2	88-93
NV	a, b, g		j	no			
OH	a, b, d, e, f	88-93	c, d, e, f, g, i	yes	a, b, c, d, e, f, g	5	87-93
OK	a, b, e, f, g	91, 92	c	yes		5	89-93
OR	a	89-93	c, f	yes			
PA	a, d, e		b, c, f, h	yes	a, b, c	1	87-93
RI	a		j	yes	a, b, c, d	6	93
SC	a, b, c, e		a, b	yes		7	90-92
SD	a, e		c, d, j	yes	a, b, c, d, e, g	2	91-93
TN	a			no			
TX	a, b, c, d, e, g	88, 89	a, b, c	yes	a, b	2	88-93
UT	a, b, e	87-91	a, f	yes	a, b, c, d, e	6	87-93
VA	a, b, e, f, g	88-93	c	yes	a, b, c, d, e, f, g	7	88-93
VT	a, b		c	no			
WA	a, b, c, e, f	90-92	a, b, c, i	yes		3	87-93
WI	a, b, d, e, f, g	91-93	a, c, e, f, g, h, i	yes		*	87-92
WV	a, b, c		c, d, e	yes		5	91-93
WY	a, b		c, d, i	yes	a, c, d	3	92, 93

[1]Full content of questions asked and their associated response codes follow matrix.

1995 State TRI Program Assessment

State	8. Public has Access to On-line TRI Database	9. Conducts Industry Outreach Activities	10. State has TRI Enforcement Authority	11. Additional State Reporting Requirements	12. Full-time TRI Staff	13. TRI Program Funding
AK		c	no	none	< 0.5	0
AL	no	a, b, c, d	no	none	2	1-50,000
AR	yes	a, d	no	none	none	0
AZ	no	a, b, c, d, e	no	b, d, g, h	1	1-50,000
CA	no		no	none	1	100K-150K
CO	no	c, d	no	none	none	0
CT	no	c, d, e	no	none	1	50K-100K
DE	no	a, c, d	yes	none	1	1-50,000
FL	no	a, c, d	no	none	1	1-50,000
GA	no	d	no	none	1	1-50,000
HI		a, d	yes	none	none	0
IA	no		yes	none	none	0
ID		c	no	none	none	0
IL	no	a, c, d	yes	none	2	100K-150K
IN	no	a, b, c, d, e	no	none	1	0
KS	yes	a, b, c, d	yes	g	4	100K-150K
KY	no		no	none	0.25	1-50,000
LA	no	a	no	none	2	50K-100K
MA	no	a, d	yes	a, b, f	6	>200K
MD	no	a, c, d	no	none	none	1-50,000
ME	no	a	yes	h	1	1-50,000
MI	no	c, d	no	none	1.5	50K-100K
MN	no	a, c, d	yes	b,h	1	1-50,000
MO	no		yes	none	none	0
MS	no	a, c	no	none	1	1-50,000
MT			no		none	0
NC	no	a, e	no	none	none	0
ND		a, c, d	yes	none	*	1-50,000
NE	no	a, c, d	no	none	0.1	1-50,000
NH	no	a, c	no	none	0.25	0
NJ	no	a, c, d	no	c, e, g, h	0.4	1-50,000
NM	no	a, d	yes	none	1	0
NY	no		no	none	1	50K-100K
NV	no	c	no	none	none	0
OH	yes	a, b, c, d	yes	none	4	>200K
OK	no	a, c, d	no	none	0.5	1-50,000
OR	no		no	h	0.1	0
PA	no	a, c, d, e	yes	none	5	50K-100K
RI	no		no	none		100K-150K
SC	no	c, d	no	none	0.75	1-50,000
SD	no	a, c, d, e	no	none	0.25	1-50,000
TN		a	yes	none	3	
TX	no	c, d	yes	h	2	100K-150K
UT	no	c	no	none	0.5	1-50,000
VA	no	a, c, d	no	none	1	1-50,000
VT		e	no	h	0.1	1-50,000
WA	no	c, d, e	no	h	1	1-50,000
WI	no	a, c, e	yes	b	1.5	100K-150K
WV	no	a, c, d	no	none	0.5	0
WY	no	a, c	no	none	none	0

NCSL Assessment Questions and Response Codes

1. **Which of the following does the state provide to the public?**
   a. copies of Form Rs
   b. EPA TRI documents
   c. copies of the EPA state diskette
   d. TRI public reading room
   e. data runs/analysis (state conducts analysis or creates TRI documents for requestors)
   f. annual state TRI report
   g. other state-produced TRI documents
2. **If the state produces an annual TRI report, for which years has such a report been produced?**
3. **How has the state used TRI information?**
   a. GIS or other mapping activities
   b. environmental equity/justice projects
   c. identifying facilities for pollution prevention activities
   d. emergency prevention planning
   e. risk screening or risk analysis
   f. inspection targeting for permit compliance
   g. developing/revising permit limits
   h. facility siting/permitting decisions
   i. integrating the TRI with other databases
   j. other
4. **Are the state's Form R data entered into a state computer database?**
5. **Which Form R fields does the state enter into its database?**
   a. facility name and address
   b. number of forms sent by facility
   c. names of the chemicals
   d. release quantities
   e. transfer quantities
   f. pollution prevention data
   g. other
6. **How many months after the July 1 reporting deadline is computerized state TRI information typically available?**
7. **For which years are the state's TRI data available on the state's computer?**
8. **Can the public gain on-line access to this state TRI computer database?**
9. **What outreach programs does the state conduct to explain EPCRA section 313/TRI reporting requirements to industry?**
   a. training sessions
   b. site visits
   c. distribute materials
   d. technical assistance
   e. hotline
10. **Does the state have EPCRA section 313 enforcement authority under state law?**
11. **In addition to the federal EPCRA section 313/TRI reporting criteria, what other criteria does the state mandate?**
    a. additional chemicals
    b. additional SIC codes
    c. smaller or no chemical reporting threshold
    d. lower or no minimum employee threshold
    e. peak release information
    f. throughput (mass balance information)
    g. additional reporting elements
    h. toxic use reduction/pollution prevention plans or goals
12. **How many people are currently working in the state TRI program (expressed in Full-Time Equivalents)?**
13. **What is the approximate total funding amount for the state's EPCRA section 313/TRI program (including salaries, grants, contract moneys, etc.)?**

Notes

* Indicates state provided information that could not be summarized in the matrix.

A blank field indicates the question was not applicable or the state did not provide a response.

1993 State Fact Sheets

1993 TOXICS RELEASE INVENTORY

ALABAMA

Population	4,187,000
Total Facilities	517
Total Forms	1,930
National Rank for Total Releases	6
National Rank for Air/Water/Land Releases	5
Transfers into State	
Rank	14
Pounds	50,008,838
Transfers Out of State	
Rank	14
Pounds	56,345,604

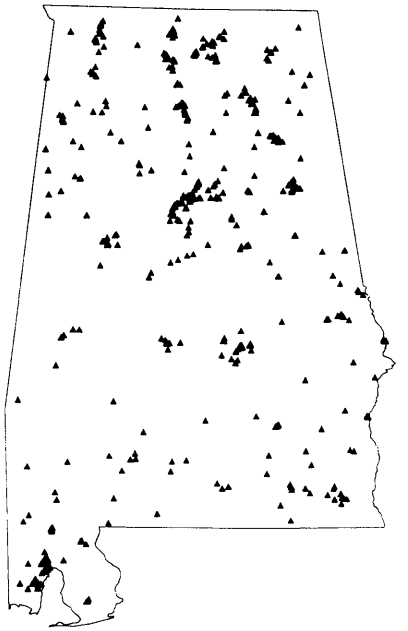

Reported Releases and Waste Management Activities

	(pounds)
On-site Releases	105,538,411
Air Emissions	95,160,628
Surface Water Discharges	5,628,552
Underground Injection	145,613
Releases to Land	4,603,618
On-site Waste Management	1,036,683,449
Recycling	309,718,033
Energy Recovery	62,705,886
Treatment	664,259,530
Off-site Transfers for Further Waste Management	77,706,188
Recycling	49,419,204
Energy Recovery	11,889,056
Treatment	7,797,927
Publicly Owned Treatment Works (POTWs)	468,846
Disposal	8,131,155
Other Off-site Transfers	0

Top Five Chemicals for Total Releases

Chemical	Air Emissions Pounds	Surface Water Discharges Pounds	Under-ground Injection Pounds	Releases to Land Pounds	Total Releases Pounds
Carbon disulfide	43,086,036	14,045	0	0	43,100,081
Methanol	12,192,318	2,485,143	145,483	53,805	14,876,749
Hydrochloric acid	5,729,985	0	0	0	5,729,985
Ammonia	2,965,920	2,254,106	0	220,001	5,440,027
Xylene (mixed isomers)	4,606,204	716	3	44,669	4,651,592

Top Five Chemicals for Air/Water/Land Releases

Chemical	Air Emissions Pounds	Surface Water Discharges Pounds	Releases to Land Pounds	Total Releases Pounds
Carbon disulfide	43,086,036	14,045	0	43,100,081
Methanol	12,192,318	2,485,143	53,805	14,731,266
Hydrochloric acid	5,729,985	0	0	5,729,985
Ammonia	2,965,920	2,254,106	220,001	5,440,027
Xylene (mixed isomers)	4,606,204	716	44,669	4,651,589

1993 TOXICS RELEASE INVENTORY

ALABAMA

Top Ten Facilities for Total Releases

Facility	City, County	Air Emissions Pounds	Surface Water Discharges Pounds	Underground Injection Pounds	Releases to Land Pounds	Total Releases Pounds
Courtaulds Fibers Inc.	Axis, Mobile	42,614,610	44,255	0	0	42,658,865
Scott Paper Co.	Mobile, Mobile	2,582,455	426,730	0	0	3,009,185
3M Co.	Guin, Marion	2,913,008	0	0	0	2,913,008
Champion International Corp.	Courtland, Lawrence	1,026,225	1,844,350	0	4,126	2,874,701
Monsanto Co.	Decatur, Morgan	1,282,498	1,304,299	0	15,519	2,602,316
Amoco Chemical Co.	Decatur, Morgan	2,358,464	171,200	0	0	2,529,664
Alabama River Pulp Co. Inc.	Claiborne, Monroe	2,375,000	52,400	0	6,205	2,433,605
Mead Coated Board Inc.	Cottonton, Russell	2,271,863	15,480	0	7,894	2,295,237
Gulf States Steel Inc.	Gadsden, Etowah	162,561	186,581	0	1,610,565	1,959,707
International Paper	Mobile, Mobile	1,666,405	155,000	0	4,105	1,825,510

Top Ten Facilities for Air/Water/Land Releases

Facility	City, County	Air Emissions Pounds	Surface Water Discharges Pounds	Releases to Land Pounds	Air/Water/Land Releases Pounds
Courtaulds Fibers Inc.	Axis, Mobile	42,614,610	44,255	0	42,658,865
Scott Paper Co.	Mobile, Mobile	2,582,455	426,730	0	3,009,185
3M Co.	Guin, Marion	2,913,008	0	0	2,913,008
Champion International Corp.	Courtland, Lawrence	1,026,225	1,844,350	4,126	2,874,701
Monsanto Co.	Decatur, Morgan	1,282,498	1,304,299	15,519	2,602,316
Amoco Chemical Co.	Decatur, Morgan	2,358,464	171,200	0	2,529,664
Alabama River Pulp Co. Inc.	Claiborne, Monroe	2,375,000	52,400	6,205	2,433,605
Mead Coated Board Inc.	Cottonton, Russell	2,271,863	15,480	7,894	2,295,237
Gulf States Steel Inc.	Gadsden, Etowah	162,561	186,581	1,610,565	1,959,707
International Paper	Mobile, Mobile	1,666,405	155,000	4,105	1,825,510

For More Information. . .

State Contact:
(205) 260-2717
Ed Poolos
Fax (205) 272-8131

EPA Regional Contact:
(404) 347-1033 Ext. 36
Pat Steed
Fax (404) 347-1681

To obtain TRI data use assistance, call TRI User Support Service (TRI-US):
(202) 260-1531 Fax (202) 260-4659

1993 TOXICS RELEASE INVENTORY

ALASKA

Population	599,000
Total Facilities	8
Total Forms	50
National Rank for Total Releases	42
National Rank for Air/Water/Land Releases	41
Transfers into State	
Rank	45
Pounds	221,313
Transfers Out of State	
Rank	49
Pounds	452,427

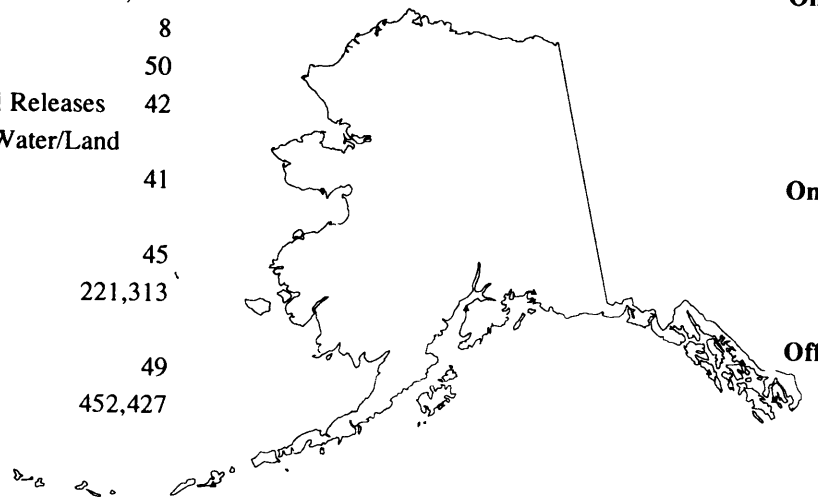

Reported Releases and Waste Management Activities

	(pounds)
On-site Releases	8,286,614
Air Emissions	6,228,306
Surface Water Discharges	2,056,183
Underground Injection	192
Releases to Land	1,933
On-site Waste Management	3,719,113
Recycling	7,846
Energy Recovery	1,322,000
Treatment	2,389,267
Off-site Transfers for Further Waste Management	452,447
Recycling	450,043
Energy Recovery	0
Treatment	2,364
Publicly Owned Treatment Works (POTWs)	20
Disposal	20
Other Off-site Transfers	0

Top Five Chemicals for Total Releases

Chemical	Air Emissions Pounds	Surface Water Discharges Pounds	Under-ground Injection Pounds	Releases to Land Pounds	Total Releases Pounds
Ammonia	4,664,020	513,373	150	150	5,177,693
Methanol	696,461	763,670	42	0	1,460,173
Hydrochloric acid	30,000	640,000	0	0	670,000
Chloroform	380,697	59,869	0	0	440,566
Sulfuric acid	217,910	36,760	0	8	254,678

Top Five Chemicals for Air/Water/Land Releases

Chemical	Air Emissions Pounds	Surface Water Discharges Pounds	Releases to Land Pounds	Total Releases Pounds
Ammonia	4,664,020	513,373	150	5,177,543
Methanol	696,461	763,670	0	1,460,131
Hydrochloric acid	30,000	640,000	0	670,000
Chloroform	380,697	59,869	0	440,566
Sulfuric acid	217,910	36,760	8	254,678

1993 TOXICS RELEASE INVENTORY

ALASKA

Top Ten Facilities for Total Releases

Facility	City, County	Air Emissions Pounds	Surface Water Discharges Pounds	Underground Injection Pounds	Releases to Land Pounds	Total Releases Pounds
Unocal Petroleum Products	Kenai, Kenai Peninsula	4,781,036	302,675	192	157	5,084,060
Ketchikan Pulp Co.	Ketchikan, Ketchikan Gateway	329,541	1,569,572	0	0	1,899,113
Alaska Pulp Corp.	Sitka, Sitka	962,255	175,250	0	0	1,137,505
Tesoro Alaska Petroleum Co.	Kenai, Kenai Peninsula	135,825	8,681	0	26	144,532
Mapco Alaska Petroleum Inc.	North Pole, North Star Borough	18,884	0	0	1,750	20,634
Petro Star Valdez Refinery	Valdez, Valdez-Cordova	500	0	0	0	500
Unisea Inc.	Dutch Harbor, Aleutians West	255	5	0	0	260
Petro Star Inc.	North Pole, Fairbanks North Star	10	0	0	0	10
. . .						. . .
. . .						. . .

Top Ten Facilities for Air/Water/Land Releases

Facility	City, County	Air Emissions Pounds	Surface Water Discharges Pounds	Releases to Land Pounds	Air/Water/Land Releases Pounds
Unocal Petroleum Products	Kenai, Kenai Peninsula	4,781,036	302,675	157	5,083,868
Ketchikan Pulp Co.	Ketchikan, Ketchikan Gateway	329,541	1,569,572	0	1,899,113
Alaska Pulp Corp.	Sitka, Sitka	962,255	175,250	0	1,137,505
Tesoro Alaska Petroleum Co.	Kenai, Kenai Peninsula	135,825	8,681	26	144,532
Mapco Alaska Petroleum Inc.	North Pole, North Star Borough	18,884	0	1,750	20,634
Petro Star Valdez Refinery	Valdez, Valdez-Cordova	500	0	0	500
Unisea Inc.	Dutch Harbor, Aleutians West	255	5	0	260
Petro Star Inc.	North Pole, Fairbanks North Star	10	0	0	10
. . .					. . .
. . .					. . .

For More Information. . .

State Contact:
(907) 465-5220
Camille Stephens
Fax (907) 465-5244

EPA Regional Contact:
(206) 553-4016
Phil Wong
Fax (206) 553-8338

To obtain TRI data use assistance, call TRI User Support Service (TRI-US):

(202) 260-1531 Fax (202) 260-4659

1993 TOXICS RELEASE INVENTORY

AMERICAN SAMOA

Population	47,000
Total Facilities	3
Total Forms	6
National Rank for Total Releases	53
National Rank for Air/Water/Land Releases	53
Transfers into State	
Rank	51
Pounds	0
Transfers Out of State	
Rank	53
Pounds	7

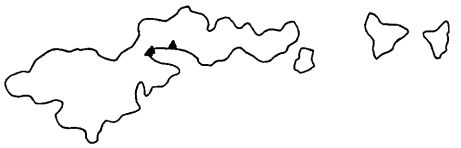

Reported Releases and Waste Management Activities

	(pounds)
On-site Releases	18,523
Air Emissions	18,518
Surface Water Discharges	5
Underground Injection	0
Releases to Land	0
On-site Waste Management	0
Recycling	0
Energy Recovery	0
Treatment	0
Off-site Transfers for Further Waste Management	7
Recycling	0
Energy Recovery	0
Treatment	7
Publicly Owned Treatment Works (POTWs)	0
Disposal	0
Other Off-site Transfers	0

Top Five Chemicals for Total Releases

Chemical	Air Emissions Pounds	Surface Water Discharges Pounds	Under-ground Injection Pounds	Releases to Land Pounds	Total Releases Pounds
Ammonia	18,500	0	0	0	18,500
Glycol ethers	6	0	0	0	6
Methyl isobutyl ketone	6	0	0	0	6
Xylene (mixed isomers)	6	0	0	0	6
Chlorine	0	5	0	0	5

Top Five Chemicals for Air/Water/Land Releases

Chemical	Air Emissions Pounds	Surface Water Discharges Pounds	Releases to Land Pounds	Total Releases Pounds
Ammonia	18,500	0	0	18,500
Glycol ethers	6	0	0	6
Methyl isobutyl ketone	6	0	0	6
Xylene (mixed isomers)	6	0	0	6
Chlorine	0	5	0	5

1993 TOXICS RELEASE INVENTORY

AMERICAN SAMOA

Top Ten Facilities for Total Releases

Facility	City, County	Air Emissions Pounds	Surface Water Discharges Pounds	Underground Injection Pounds	Releases to Land Pounds	Total Releases Pounds
VCS Samoa Packing Co.	Pago Pago, Eastern	10,500	0	0	0	10,500
Starkist Samoa Inc.	Pago Pago, American Samoa	8,000	5	0	0	8,005
Starkist Samoa	Tafuna, Eastern	18	0	0	0	18
. . .						. . .
. . .						. . .
. . .						. . .
. . .						. . .
. . .						. . .
. . .						. . .
. . .						. . .

Top Ten Facilities for Air/Water/Land Releases

Facility	City, County	Air Emissions Pounds	Surface Water Discharges Pounds	Releases to Land Pounds	Air/Water/Land Releases Pounds
VCS Samoa Packing Co.	Pago Pago, Eastern	10,500	0	0	10,500
Starkist Samoa Inc.	Pago Pago, American Samoa	8,000	5	0	8,005
Starkist Samoa	Tafuna, Eastern	18	0	0	18
. . .					. . .
. . .					. . .
. . .					. . .
. . .					. . .
. . .					. . .
. . .					. . .
. . .					. . .

For More Information. . .

State Contact: Pati Faiai
International Number (684) 633-2304

EPA Regional Contact: Pam Tsai
(415) 744-1116 Fax (415) 744-1073

To obtain TRI data use assistance, call TRI User Support Service (TRI-US):
(202) 260-1531 Fax (202) 260-4659

1993 TOXICS RELEASE INVENTORY

ARIZONA

Population	3,936,000
Total Facilities	180
Total Forms	508
National Rank for Total Releases	34
National Rank for Air/Water/Land Releases	33
Transfers into State	
Rank	34
Pounds	5,320,841
Transfers Out of State	
Rank	31
Pounds	19,152,635

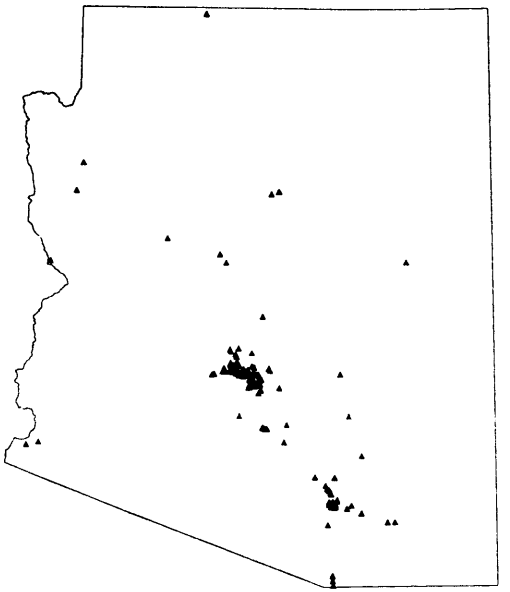

Reported Releases and Waste Management Activities

	(pounds)
On-site Releases	13,436,165
Air Emissions	5,481,037
Surface Water Discharges	57
Underground Injection	18
Releases to Land	7,955,053
On-site Waste Management	512,262,816
Recycling	462,984,713
Energy Recovery	302,302
Treatment	48,975,801
Off-site Transfers for Further Waste Management	50,976,946
Recycling	47,132,038
Energy Recovery	716,757
Treatment	2,388,813
Publicly Owned Treatment Works (POTWs)	533,642
Disposal	205,696
Other Off-site Transfers	0

Top Five Chemicals for Total Releases

Chemical	Air Emissions Pounds	Surface Water Discharges Pounds	Under-ground Injection Pounds	Releases to Land Pounds	Total Releases Pounds
Copper compounds	574,941	20	0	5,600,000	6,174,961
Acetone	930,471	10	0	43,130	973,611
Methanol	155,056	0	0	654,608	809,664
1,1,1-Trichloroethane	769,814	0	0	0	769,814
Lead compounds	35,431	0	0	488,000	523,431

Top Five Chemicals for Air/Water/Land Releases

Chemical	Air Emissions Pounds	Surface Water Discharges Pounds	Releases to Land Pounds	Total Releases Pounds
Copper compounds	574,941	20	5,600,000	6,174,961
Acetone	930,471	10	43,130	973,611
Methanol	155,056	0	654,608	809,664
1,1,1-Trichloroethane	769,814	0	0	769,814
Lead compounds	35,431	0	488,000	523,431

1993 TOXICS RELEASE INVENTORY

ARIZONA

Top Ten Facilities for Total Releases

Facility	City, County	Air Emissions Pounds	Surface Water Discharges Pounds	Underground Injection Pounds	Releases to Land Pounds	Total Releases Pounds
Cyprus Miami Mining Corp.	Claypool, Gila	135,500	5	0	6,088,000	6,223,505
Magma Copper Co.	San Manuel, Pinal	214,282	0	0	1,055,200	1,269,482
Stone Southwest Corp.	Snowflake, Navajo	350,816	0	0	795,988	1,146,804
Asarco Inc.	Hayden, Gila	715,841	0	0	3,204	719,045
Hexcel Corp.	Casa Grande, Pinal	327,107	0	0	0	327,107
Griffin Corp.	Casa Grande, Pinal	304,557	0	0	0	304,557
Allied Signal	Phoenix, Maricopa	222,400	0	0	0	222,400
Motorola Inc.	Mesa, Maricopa	209,900	0	0	0	209,900
US Air Force	Tucson, Pima	189,850	0	0	0	189,850
Sea Ray Boats Inc.	Phoenix, Maricopa	185,005	0	0	0	185,005

Top Ten Facilities for Air/Water/Land Releases

Facility	City, County	Air Emissions Pounds	Surface Water Discharges Pounds	Releases to Land Pounds	Air/Water/Land Releases Pounds
Cyprus Miami Mining Corp.	Claypool, Gila	135,500	5	6,088,000	6,223,505
Magma Copper Co.	San Manuel, Pinal	214,282	0	1,055,200	1,269,482
Stone Southwest Corp.	Snowflake, Navajo	350,816	0	795,988	1,146,804
Asarco Inc.	Hayden, Gila	715,841	0	3,204	719,045
Hexcel Corp.	Casa Grande, Pinal	327,107	0	0	327,107
Griffin Corp.	Casa Grande, Pinal	304,557	0	0	304,557
Allied Signal	Phoenix, Maricopa	222,400	0	0	222,400
Motorola Inc.	Mesa, Maricopa	209,900	0	0	209,900
US Air Force	Tucson, Pima	189,850	0	0	189,850
Sea Ray Boats Inc.	Phoenix, Maricopa	185,005	0	0	185,005

For More Information. . .

State Contact:
(602) 231-6346
Daniel Roe
Fax (602) 231-6313

EPA Regional Contact:
(415) 744-1116
Pam Tsai
Fax (415) 744-1073

To obtain TRI data use assistance, call TRI User Support Service (TRI-US):
(202) 260-1531 Fax (202) 260-4659

1993 TOXICS RELEASE INVENTORY

ARKANSAS

Population	2,424,000
Total Facilities	398
Total Forms	1,299
National Rank for Total Releases	22
National Rank for Air/Water/Land Releases	23
Transfers into State	
Rank	24
Pounds	16,557,978
Transfers Out of State	
Rank	13
Pounds	56,888,206

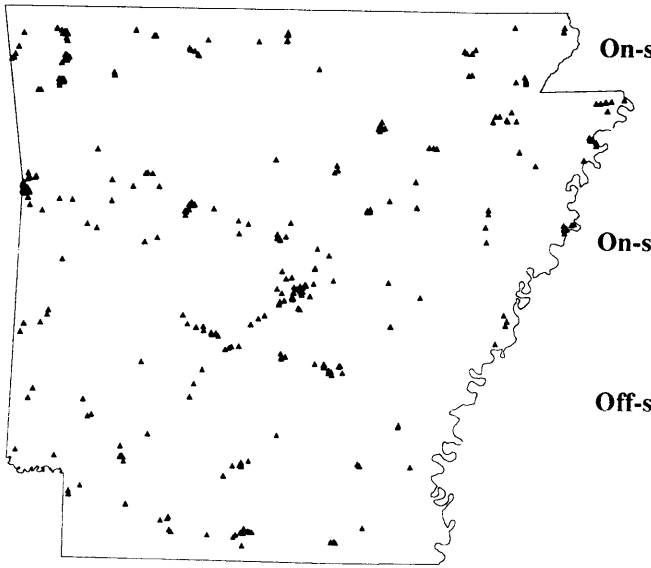

Reported Releases and Waste Management Activities

	(pounds)
On-site Releases	37,077,881
Air Emissions	29,426,159
Surface Water Discharges	1,555,379
Underground Injection	3,624,516
Releases to Land	2,471,827
On-site Waste Management	279,262,512
Recycling	81,577,547
Energy Recovery	22,201,299
Treatment	175,483,666
Off-site Transfers for Further Waste Management	69,158,199
Recycling	60,125,214
Energy Recovery	6,036,168
Treatment	1,280,819
Publicly Owned Treatment Works (POTWs)	596,869
Disposal	1,118,874
Other Off-site Transfers	255

Top Five Chemicals for Total Releases

Chemical	Air Emissions Pounds	Surface Water Discharges Pounds	Under-ground Injection Pounds	Releases to Land Pounds	Total Releases Pounds
Ammonia	5,036,955	1,022,293	0	5	6,059,253
Methanol	3,816,777	74,912	540,000	20,551	4,452,240
Toluene	3,192,732	0	16,700	255	3,209,687
Hydrochloric acid	625,364	0	2,496,535	5	3,121,904
Acetone	3,015,539	17,066	0	1,555	3,034,160

Top Five Chemicals for Air/Water/Land Releases

Chemical	Air Emissions Pounds	Surface Water Discharges Pounds	Releases to Land Pounds	Total Releases Pounds
Ammonia	5,036,955	1,022,293	5	6,059,253
Methanol	3,816,777	74,912	20,551	3,912,240
Toluene	3,192,732	0	255	3,192,987
Acetone	3,015,539	17,066	1,555	3,034,160
Xylene (mixed isomers)	2,759,851	255	251	2,760,357

1993 TOXICS RELEASE INVENTORY

ARKANSAS

Top Ten Facilities for Total Releases

Facility	City, County	Air Emissions Pounds	Surface Water Discharges Pounds	Underground Injection Pounds	Releases to Land Pounds	Total Releases Pounds
Agricultural Minerals L.P.	Blytheville, Mississippi	3,182,550	301,290	0	765	3,484,605
U.S. Vanadium Corp.	Hot Springs, Garland	763,000	552,750	0	780,900	2,096,650
Great Lakes Chemical Corp.	El Dorado, Union	209,471	0	1,878,740	0	2,088,211
International Paper	Pine Bluff, Jefferson	1,819,555	70,105	0	0	1,889,660
Albemarle Corp.	Magnolia, Columbia	884,931	255	430,810	500,750	1,816,746
Georgia-Pacific Corp.	Crossett, Ashley	828,847	34,148	0	504,000	1,366,995
Viskase Corp.	Osceola, Mississippi	1,113,250	250,250	0	0	1,363,500
Great Lakes Chemical Corp.	El Dorado, Union	67,948	0	1,194,966	0	1,262,914
Columbian Chemicals Co.	El Dorado, Union	729,459	0	0	0	729,459
Lion Oil Co.	El Dorado, Union	663,517	7,948	0	0	671,465

Top Ten Facilities for Air/Water/Land Releases

Facility	City, County	Air Emissions Pounds	Surface Water Discharges Pounds	Releases to Land Pounds	Air/Water/Land Releases Pounds
Agricultural Minerals L.P.	Blytheville, Mississippi	3,182,550	301,290	765	3,484,605
U.S. Vanadium Corp.	Hot Springs, Garland	763,000	552,750	780,900	2,096,650
International Paper	Pine Bluff, Jefferson	1,819,555	70,105	0	1,889,660
Albemarle Corp.	Magnolia, Columbia	884,931	255	500,750	1,385,936
Georgia-Pacific Corp.	Crossett, Ashley	828,847	34,148	504,000	1,366,995
Viskase Corp.	Osceola, Mississippi	1,113,250	250,250	0	1,363,500
Columbian Chemicals Co.	El Dorado, Union	729,459	0	0	729,459
Lion Oil Co.	El Dorado, Union	663,517	7,948	0	671,465
James River Paper Co. Inc.	Fort Smith, Sebastian	663,030	0	0	663,030
Okla Homer Smith Furniture Co.	Fort Smith, Sebastian	662,695	0	0	662,695

For More Information. . .

State Contact:
(501) 562-7444
John Ward
Fax (501) 562-0297

EPA Regional Contact:
(214) 665-8013
Warren Layne
Fax (214) 665-2164

To obtain TRI data use assistance, call TRI User Support Service (TRI-US):

(202) 260-1531 Fax (202) 260-4659

1993 TOXICS RELEASE INVENTORY

CALIFORNIA

Population	31,211,000
Total Facilities	1,758
Total Forms	5,078
National Rank for Total Releases	15
National Rank for Air/Water/Land Releases	16
Transfers into State	
Rank	10
Pounds	66,918,797
Transfers Out of State	
Rank	30
Pounds	21,638,742

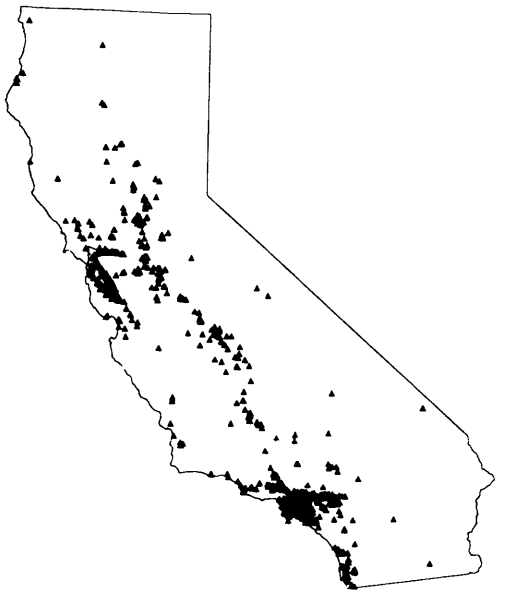

Reported Releases and Waste Management Activities

(pounds)

On-site Releases	57,270,288
Air Emissions	46,538,726
Surface Water Discharges	3,085,060
Underground Injection	4,152,139
Releases to Land	3,494,363
On-site Waste Management	832,843,802
Recycling	191,645,057
Energy Recovery	293,336,341
Treatment	347,862,404
Off-site Transfers for Further Waste Management	272,726,552
Recycling	227,379,771
Energy Recovery	9,592,954
Treatment	6,746,814
Publicly Owned Treatment Works (POTWs)	19,418,656
Disposal	9,370,805
Other Off-site Transfers	217,552

Top Five Chemicals for Total Releases

Chemical	Air Emissions Pounds	Surface Water Discharges Pounds	Under-ground Injection Pounds	Releases to Land Pounds	Total Releases Pounds
1,1,1-Trichloroethane	15,083,684	8	0	12,509	15,096,201
Ammonia	7,908,003	417,422	388,827	538,900	9,253,152
Methanol	1,165,068	2,275,480	3,607,590	0	7,048,138
Dichloromethane	2,091,983	7	0	6,324	2,098,314
Acetone	2,033,626	25,511	0	7,440	2,066,577

Top Five Chemicals for Air/Water/Land Releases

Chemical	Air Emissions Pounds	Surface Water Discharges Pounds	Releases to Land Pounds	Total Releases Pounds
1,1,1-Trichloroethane	15,083,684	8	12,509	15,096,201
Ammonia	7,908,003	417,422	538,900	8,864,325
Methanol	1,165,068	2,275,480	0	3,440,548
Dichloromethane	2,091,983	7	6,324	2,098,314
Acetone	2,033,626	25,511	7,440	2,066,577

1993 TOXICS RELEASE INVENTORY

CALIFORNIA

Top Ten Facilities for Total Releases

Facility	City, County	Air Emissions Pounds	Surface Water Discharges Pounds	Underground Injection Pounds	Releases to Land Pounds	Total Releases Pounds
Louisiana-Pacific Corp.	Samoa, Humboldt	150,821	1,824,000	0	0	1,974,821
Heublein Inc.	Madera, Madera	5,000	0	0	1,445,986	1,450,986
Foamex L.P.	Orange, Orange	1,265,488	0	0	0	1,265,488
E. R. Carpenter Co. Inc.	Riverside, Riverside	1,072,260	0	0	0	1,072,260
Du Pont	Antioch, Contra Costa	1,005,410	0	0	0	1,005,410
Exxon Co. USA	Benicia, Solano	933,075	6,987	0	2,501	942,563
Douglas Aircraft Co.	Long Beach, Los Angeles	812,715	5	0	0	812,720
Crain Industries Inc.	Compton, Los Angeles	802,255	0	0	0	802,255
Unocal Mountain Pass Operations	Mountain Pass, San Bernardino	115,570	0	0	663,936	779,506
New United Motor Manufacturing	Fremont, Alameda	753,715	16	0	0	753,731

Top Ten Facilities for Air/Water/Land Releases

Facility	City, County	Air Emissions Pounds	Surface Water Discharges Pounds	Releases to Land Pounds	Air/Water/Land Releases Pounds
Louisiana-Pacific Corp.	Samoa, Humboldt	150,821	1,824,000	0	1,974,821
Heublein Inc.	Madera, Madera	5,000	0	1,445,986	1,450,986
Foamex L.P.	Orange, Orange	1,265,488	0	0	1,265,488
E. R. Carpenter Co. Inc.	Riverside, Riverside	1,072,260	0	0	1,072,260
Du Pont	Antioch, Contra Costa	1,005,410	0	0	1,005,410
Exxon Co. USA	Benicia, Solano	933,075	6,987	2,501	942,563
Douglas Aircraft Co.	Long Beach, Los Angeles	812,715	5	0	812,720
Crain Industries Inc.	Compton, Los Angeles	802,255	0	0	802,255
Unocal Mountain Pass Operations	Mountain Pass, San Bernardino	115,570	0	663,936	779,506
New United Motor Manufacturing	Fremont, Alameda	753,715	16	0	753,731

For More Information. . .

State Contact:
(916) 324-9924
Steve Hanna
Fax (916) 322-6005

EPA Regional Contact:
(415) 744-1116
Pam Tsai
Fax (415) 744-1073

To obtain TRI data use assistance, call TRI User Support Service (TRI-US):
(202) 260-1531 Fax (202) 260-4659

US DOE Naval Petroleum Reserve in Tupman was the largest California facility for total releases reporting to TRI in 1993 with 3,782,920 pounds of releases. However, the facility is not included in the top ten list because it is a federal facility and not required to report to TRI until 1994.

1993 TOXICS RELEASE INVENTORY

COLORADO

Population	3,566,000
Total Facilities	189
Total Forms	511
National Rank for Total Releases	44
National Rank for Air/Water/Land Releases	43
Transfers into State	
Rank	37
Pounds	2,885,230
Transfers Out of State	
Rank	37
Pounds	13,038,758

Reported Releases and Waste Management Activities

	(pounds)
On-site Releases	4,912,072
Air Emissions	4,435,016
Surface Water Discharges	189,656
Underground Injection	500
Releases to Land	286,900
On-site Waste Management	65,489,173
Recycling	36,897,317
Energy Recovery	4,480,008
Treatment	24,111,848
Off-site Transfers for Further Waste Management	19,206,052
Recycling	9,794,524
Energy Recovery	3,925,318
Treatment	3,654,992
Publicly Owned Treatment Works (POTWs)	632,061
Disposal	1,195,107
Other Off-site Transfers	4,050

Top Five Chemicals for Total Releases

Chemical	Air Emissions Pounds	Surface Water Discharges Pounds	Under-ground Injection Pounds	Releases to Land Pounds	Total Releases Pounds
n-Butyl alcohol	533,787	0	0	0	533,787
Toluene	527,435	6	0	0	527,441
1,1,1-Trichloroethane	464,939	0	0	0	464,939
Glycol ethers	452,035	12,000	0	5	464,040
Acetone	422,178	0	0	0	422,178

Top Five Chemicals for Air/Water/Land Releases

Chemical	Air Emissions Pounds	Surface Water Discharges Pounds	Releases to Land Pounds	Total Releases Pounds
n-Butyl alcohol	533,787	0	0	533,787
Toluene	527,435	6	0	527,441
1,1,1-Trichloroethane	464,939	0	0	464,939
Glycol ethers	452,035	12,000	5	464,040
Acetone	422,178	0	0	422,178

1993 TOXICS RELEASE INVENTORY

COLORADO

Top Ten Facilities for Total Releases

Facility	City, County	Air Emissions Pounds	Surface Water Discharges Pounds	Underground Injection Pounds	Releases to Land Pounds	Total Releases Pounds
CF & I Steel Corp.	Pueblo, Pueblo	339,573	8,400	0	88,500	436,473
Ball Metal Container	Golden, Jefferson	404,010	0	0	0	404,010
Metal Container Corp.	Windsor, Weld	313,255	0	0	0	313,255
Syntex Chemicals Inc.	Boulder, Boulder	296,450	0	0	0	296,450
Coors Brewing Co.	Golden, Jefferson	213,891	47,263	0	0	261,154
Kodak	Windsor, Weld	178,581	60,381	0	19,568	258,530
Hauser Chemical Research Inc.	Boulder, Boulder	222,650	0	0	0	222,650
Western Forge Corp.	Colorado Springs, El Paso	168,730	0	0	0	168,730
Conoco Denver Refinery	Commerce City, Adams	123,273	44,915	0	0	168,188
Pillow Kingdom Mfg.	Denver, Denver	136,357	0	0	0	136,357

Top Ten Facilities for Air/Water/Land Releases

Facility	City, County	Air Emissions Pounds	Surface Water Discharges Pounds	Releases to Land Pounds	Air/Water/Land Releases Pounds
CF & I Steel Corp.	Pueblo, Pueblo	339,573	8,400	88,500	436,473
Ball Metal Container	Golden, Jefferson	404,010	0	0	404,010
Metal Container Corp.	Windsor, Weld	313,255	0	0	313,255
Syntex Chemicals Inc.	Boulder, Boulder	296,450	0	0	296,450
Coors Brewing Co.	Golden, Jefferson	213,891	47,263	0	261,154
Kodak	Windsor, Weld	178,581	60,381	19,568	258,530
Hauser Chemical Research Inc.	Boulder, Boulder	222,650	0	0	222,650
Western Forge Corp.	Colorado Springs, El Paso	168,730	0	0	168,730
Conoco Denver Refinery	Commerce City, Adams	123,273	44,915	0	168,188
Pillow Kingdom Mfg.	Denver, Denver	136,357	0	0	136,357

For More Information. . .

State Contact:
(303) 692-3017
Tamara Vanhorn
Fax (303) 759-5355

EPA Regional Contact:
(303) 293-1735
Kathie Atencio
Fax (303) 293-1229

To obtain TRI data use assistance, call TRI User Support Service (TRI-US):
(202) 260-1531 Fax (202) 260-4659

1993 TOXICS RELEASE INVENTORY

CONNECTICUT

Population	3,277,000
Total Facilities	388
Total Forms	1,115
National Rank for Total Releases	37
National Rank for Air/Water/Land Releases	36
Transfers into State	
Rank	17
Pounds	33,712,699
Transfers Out of State	
Rank	28
Pounds	23,086,908

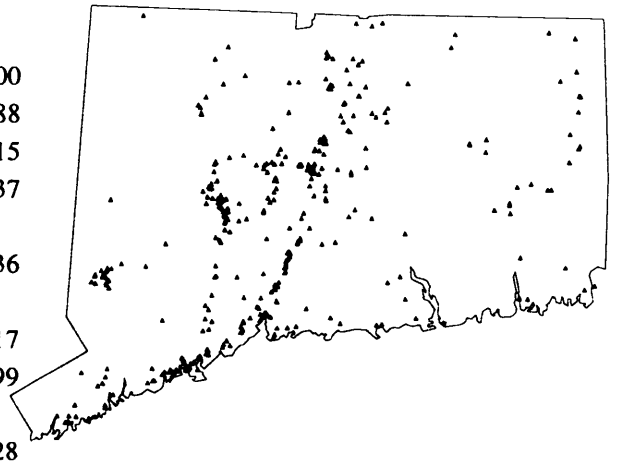

Reported Releases and Waste Management Activities

(pounds)

On-site Releases	13,195,339
Air Emissions	10,477,018
Surface Water Discharges	2,345,213
Underground Injection	0
Releases to Land	373,108
On-site Waste Management	222,606,191
Recycling	133,850,127
Energy Recovery	6,005,655
Treatment	82,750,409
Off-site Transfers for Further Waste Management	37,771,833
Recycling	24,761,508
Energy Recovery	4,055,556
Treatment	6,771,808
Publicly Owned Treatment Works (POTWs)	1,251,210
Disposal	915,069
Other Off-site Transfers	16,682

Top Five Chemicals for Total Releases

Chemical	Air Emissions Pounds	Surface Water Discharges Pounds	Under-ground Injection Pounds	Releases to Land Pounds	Total Releases Pounds
1,1,1-Trichloroethane	3,012,585	37	0	0	3,012,622
Methanol	1,220,319	1,316,511	0	143,847	2,680,677
Dichloromethane	1,886,446	40,311	0	12	1,926,769
Toluene	890,714	50,766	0	1	941,481
Tetrachloroethylene	788,689	221	0	0	788,910

Top Five Chemicals for Air/Water/Land Releases

Chemical	Air Emissions Pounds	Surface Water Discharges Pounds	Releases to Land Pounds	Total Releases Pounds
1,1,1-Trichloroethane	3,012,585	37	0	3,012,622
Methanol	1,220,319	1,316,511	143,847	2,680,677
Dichloromethane	1,886,446	40,311	12	1,926,769
Toluene	890,714	50,766	1	941,481
Tetrachloroethylene	788,689	221	0	788,910

1993 TOXICS RELEASE INVENTORY

CONNECTICUT

Top Ten Facilities for Total Releases

Facility	City, County	Air Emissions Pounds	Surface Water Discharges Pounds	Underground Injection Pounds	Releases to Land Pounds	Total Releases Pounds
Pfizer Inc.	Groton, New London	864,688	1,884,612	0	0	2,749,300
Cytec Ind.	Wallingford, New Haven	167,708	303,017	0	369,892	840,617
Chem-Tech Rubber Inc.	West Haven, New Haven	560,500	0	0	0	560,500
Risdon Corp.	Danbury, Fairfield	296,532	1	0	0	296,533
Quality Rolling & Deburring	Thomaston, Litchfield	273,214	260	0	0	273,474
Vitramon Inc.	Monroe, Fairfield	255,500	5	0	52	255,557
Holo-Krome Co.	West Hartford, Hartford	250,326	0	0	0	250,326
Cuno Inc.	Meriden, New Haven	232,743	0	0	0	232,743
Dow Chemical	Gales Ferry, New London	224,385	4	0	0	224,389
Amerbelle Corp.	Vernon, Tolland	221,080	0	0	0	221,080

Top Ten Facilities for Air/Water/Land Releases

Facility	City, County	Air Emissions Pounds	Surface Water Discharges Pounds	Releases to Land Pounds	Air/Water/Land Releases Pounds
Pfizer Inc.	Groton, New London	864,688	1,884,612	0	2,749,300
Cytec Industries	Wallingford, New Haven	167,708	303,017	369,892	840,617
Chem-Tech Rubber Inc.	West Haven, New Haven	560,500	0	0	560,500
Risdon Corp.	Danbury, Fairfield	296,532	1	0	296,533
Quality Rolling & Deburring	Thomaston, Litchfield	273,214	260	0	273,474
Vitramon Inc.	Monroe, Fairfield	255,500	5	52	255,557
Holo-Krome Co.	West Hartford, Hartford	250,326	0	0	250,326
Cuno Inc.	Meriden, New Haven	232,743	0	0	232,743
Dow Chemical	Gales Ferry, New London	224,385	4	0	224,389
Amerbelle Corp.	Vernon, Tolland	221,080	0	0	221,080

For More Information. . .

State Contact:
(203) 424-3373
David Jorsey
Fax (203) 566-5255

EPA Regional Contact:
(617) 565-4502
Dwight Peavey
Fax (617) 565-4939

To obtain TRI data use assistance, call TRI User Support Service (TRI-US):
(202) 260-1531 Fax (202) 260-4659

1993 TOXICS RELEASE INVENTORY

DELAWARE

Population	700,000
Total Facilities	75
Total Forms	286
National Rank for Total Releases	45
National Rank for Air/Water/Land Releases	44
Transfers into State	
Rank	23
Pounds	17,767,252
Transfers Out of State	
Rank	35
Pounds	14,273,367

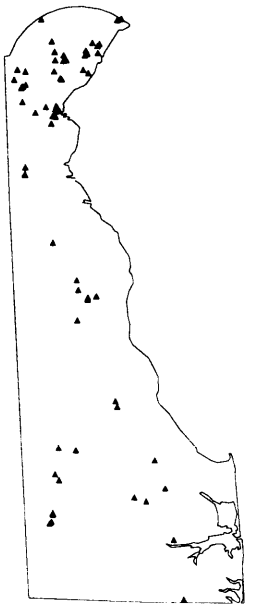

Reported Releases and Waste Management Activities

	(pounds)
On-site Releases	4,812,606
Air Emissions	4,502,835
Surface Water Discharges	135,504
Underground Injection	0
Releases to Land	174,267
On-site Waste Management	119,362,713
Recycling	25,772,082
Energy Recovery	169,638
Treatment	93,420,993
Off-site Transfers for Further Waste Management	20,944,397
Recycling	16,316,523
Energy Recovery	439,333
Treatment	1,005,826
Publicly Owned Treatment Works (POTWs)	3,062,509
Disposal	120,206
Other Off-site Transfers	0

Top Five Chemicals for Total Releases

Chemical	Air Emissions Pounds	Surface Water Discharges Pounds	Under-ground Injection Pounds	Releases to Land Pounds	Total Releases Pounds
Xylene (mixed isomers)	879,470	530	0	120	880,120
Hydrochloric acid	493,600	191	0	0	493,791
Methanol	449,807	150	0	0	449,957
Carbonyl sulfide	284,300	0	0	0	284,300
Trichloroethylene	240,000	0	0	0	240,000

Top Five Chemicals for Air/Water/Land Releases

Chemical	Air Emissions Pounds	Surface Water Discharges Pounds	Releases to Land Pounds	Total Releases Pounds
Xylene (mixed isomers)	879,470	530	120	880,120
Hydrochloric acid	493,600	191	0	493,791
Methanol	449,807	150	0	449,957
Carbonyl sulfide	284,300	0	0	284,300
Trichloroethylene	240,000	0	0	240,000

1993 TOXICS RELEASE INVENTORY

DELAWARE

Top Ten Facilities for Total Releases

Facility	City, County	Air Emissions Pounds	Surface Water Discharges Pounds	Underground Injection Pounds	Releases to Land Pounds	Total Releases Pounds
Newark Assembly Plant	Newark, New Castle	931,759	0	0	0	931,759
General Motors Corp.	Wilmington, New Castle	826,221	0	0	0	826,221
Du Pont Seaford Plant	Seaford, Sussex	455,400	0	0	0	455,400
Star Enterprises	Delaware City, New Castle	100,280	80,492	0	163,777	344,549
Ciba-Geigy Corp.	Newport, New Castle	319,387	0	0	0	319,387
Du Pont	Edgemoor, New Castle	310,144	191	0	0	310,335
Camdel Metals Corp.	Camden, Kent	240,000	0	0	0	240,000
Standard Chlorine of Delaware	Delaware City, New Castle	197,029	614	0	0	197,643
Formosa Plastics Corp.	Delaware City, New Castle	146,621	0	0	0	146,621
Reichhold Chemicals	Cheswold, Kent	132,567	0	0	0	132,567

Top Ten Facilities for Air/Water/Land Releases

Facility	City, County	Air Emissions Pounds	Surface Water Discharges Pounds	Releases to Land Pounds	Air/Water/Land Releases Pounds
Chrysler Newark Assembly Plant	Newark, New Castle	931,759	0	0	931,759
General Motors Corp.	Wilmington, New Castle	826,221	0	0	826,221
Du Pont Seaford Plant	Seaford, Sussex	455,400	0	0	455,400
Star Enterprises	Delaware City, New Castle	100,280	80,492	163,777	344,549
Ciba-Geigy Corp.	Newport, New Castle	319,387	0	0	319,387
Du Pont	Edgemoor, New Castle	310,144	191	0	310,335
Camdel Metals Corp.	Camden, Kent	240,000	0	0	240,000
Standard Chlorine of Delaware	Delaware City, New Castle	197,029	614	0	197,643
Formosa Plastics Corp.	Delaware City, New Castle	146,621	0	0	146,621
Reichhold Chemicals	Cheswold, Kent	132,567	0	0	132,567

For More Information. . .

State Contact:
(302) 739-4791
Joanne Deramo
Fax (302) 739-3106

EPA Regional Contact:
(215) 597-3659
Mikal Shabazz
Fax (215) 597-3156

To obtain TRI data use assistance, call TRI User Support Service (TRI-US):
(202) 260-1531 Fax (202) 260-4659

1993 TOXICS RELEASE INVENTORY

FLORIDA

Population	13,679,000
Total Facilities	512
Total Forms	1,436
National Rank for Total Releases	12
National Rank for Air/Water/Land Releases	13
Transfers into State	
Rank	28
Pounds	9,525,030
Transfers Out of State	
Rank	29
Pounds	22,688,320

Reported Releases and Waste Management Activities

	(pounds)
On-site Releases	69,145,073
Air Emissions	30,588,799
Surface Water Discharges	2,149,042
Underground Injection	10,940,759
Releases to Land	25,466,473
On-site Waste Management	370,578,793
Recycling	107,901,931
Energy Recovery	38,152,869
Treatment	224,523,993
Off-site Transfers for Further Waste Management	40,347,699
Recycling	21,515,244
Energy Recovery	3,519,899
Treatment	3,823,636
Publicly Owned Treatment Works (POTWs)	9,385,308
Disposal	1,879,497
Other Off-site Transfers	224,115

Top Five Chemicals for Total Releases

Chemical	Air Emissions Pounds	Surface Water Discharges Pounds	Under-ground Injection Pounds	Releases to Land Pounds	Total Releases Pounds
Phosphoric acid	76,266	0	0	24,780,364	24,856,630
Ammonia	5,358,560	1,869,263	126,941	43,908	7,398,672
Methanol	6,387,326	33,247	108,879	46,661	6,576,113
Hydrochloric acid	1,315,503	1	4,876,348	12,155	6,204,007
Ammonium nitrate (solution)	128,021	201,584	4,700,000	357,990	5,387,595

Top Five Chemicals for Air/Water/Land Releases

Chemical	Air Emissions Pounds	Surface Water Discharges Pounds	Releases to Land Pounds	Total Releases Pounds
Phosphoric acid	76,266	0	24,780,364	24,856,630
Ammonia	5,358,560	1,869,263	43,908	7,271,731
Methanol	6,387,326	33,247	46,661	6,467,234
Acetone	2,697,255	15,860	20,284	2,733,399
Toluene	1,972,518	0	0	1,972,518

1993 TOXICS RELEASE INVENTORY

FLORIDA

Top Ten Facilities for Total Releases

Facility	City, County	Air Emissions Pounds	Surface Water Discharges Pounds	Underground Injection Pounds	Releases to Land Pounds	Total Releases Pounds
IMC Fertilizer Inc.	Mulberry, Polk	799,365	0	0	6,800,750	7,600,115
Occidental Chemical Corp.	White Springs, Hamilton	261,020	1,390	0	6,450,000	6,712,410
Monsanto Co.	Cantonment, Escambia	131,683	950	5,779,658	0	5,912,291
Kaiser Aluminum & Chemical	Mulberry, Polk	0	0	4,876,348	0	4,876,348
IMC-Agrico Co.	Mulberry, Polk	62,200	0	0	3,500,000	3,562,200
Cargill Fertilizer Inc.	Bartow, Polk	221,905	70	0	2,313,000	2,534,975
U.S. Agri-Chemicals Corp.	Fort Meade, Polk	40,065	5	0	2,457,014	2,497,084
ITT Rayonier Inc.	Fernandina Beach, Nassau	473,205	1,801,480	0	6,520	2,281,205
CF Industries Inc.	Plant City, Hillsborough	324,410	0	0	1,500,000	1,824,410
Buckeye Florida L.P.	Perry, Taylor	1,737,196	16,470	0	23,705	1,777,371

Top Ten Facilities for Air/Water/Land Releases

Facility	City, County	Air Emissions Pounds	Surface Water Discharges Pounds	Releases to Land Pounds	Air/Water/Land Releases Pounds
IMC Fertilizer Inc.	Mulberry, Polk	799,365	0	6,800,750	7,600,115
Occidental Chemical Corp.	White Springs, Hamilton	261,020	1,390	6,450,000	6,712,410
IMC-Agrico Co.	Mulberry, Polk	62,200	0	3,500,000	3,562,200
Cargill Fertilizer Inc.	Bartow, Polk	221,905	70	2,313,000	2,534,975
U.S. Agri-Chemicals Corp.	Fort Meade, Polk	40,065	5	2,457,014	2,497,084
ITT Rayonier Inc.	Fernandina Beach, Nassau	473,205	1,801,480	6,520	2,281,205
CF Industries Inc.	Plant City, Hillsborough	324,410	0	1,500,000	1,824,410
Buckeye Florida L.P.	Perry, Taylor	1,737,196	16,470	23,705	1,777,371
Container Corp. of America	Fernandina Beach, Nassau	1,712,764	4,685	9,492	1,726,941
Farmland Hydro L.P.	Bartow, Polk	584,000	20	1,100,000	1,684,020

For More Information. . .

State Contact: Bret Timmons
(904) 413-9929 Fax (904) 488-1739
(800) 635-7179 (in Florida)
EPA Regional Contact: Pat Steed
(404) 347-1033 Ext. 36 Fax (404) 347-1681

To obtain TRI data use assistance, call TRI User Support Service (TRI-US):

(202) 260-1531 Fax (202) 260-4659

1993 TOXICS RELEASE INVENTORY

GEORGIA

Population	6,917,000
Total Facilities	731
Total Forms	2,451
National Rank for Total Releases	17
National Rank for Air/Water/Land Releases	17
Transfers into State	
Rank	16
Pounds	34,474,004
Transfers Out of State	
Rank	18
Pounds	45,786,309

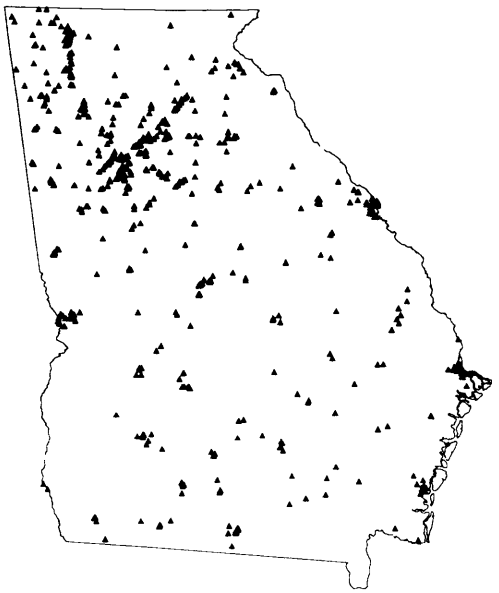

Reported Releases and Waste Management Activities

	(pounds)
On-site Releases	49,886,970
Air Emissions	45,394,371
Surface Water Discharges	3,037,766
Underground Injection	0
Releases to Land	1,454,833
On-site Waste Management	716,749,397
Recycling	365,096,845
Energy Recovery	43,576,621
Treatment	308,075,931
Off-site Transfers for Further Waste Management	69,864,699
Recycling	52,316,876
Energy Recovery	7,099,249
Treatment	2,439,819
Publicly Owned Treatment Works (POTWs)	4,382,221
Disposal	3,626,030
Other Off-site Transfers	504

Top Five Chemicals for Total Releases

Chemical	Air Emissions Pounds	Surface Water Discharges Pounds	Under-ground Injection Pounds	Releases to Land Pounds	Total Releases Pounds
Methanol	10,134,858	536,145	0	104,082	10,775,085
Ammonia	3,862,500	218,771	0	177,494	4,258,765
Hydrochloric acid	3,758,932	2,193	0	0	3,761,125
Xylene (mixed isomers)	3,190,885	436	0	28	3,191,349
Toluene	3,080,392	3,192	0	3,978	3,087,562

Top Five Chemicals for Air/Water/Land Releases

Chemical	Air Emissions Pounds	Surface Water Discharges Pounds	Releases to Land Pounds	Total Releases Pounds
Methanol	10,134,858	536,145	104,082	10,775,085
Ammonia	3,862,500	218,771	177,494	4,258,765
Hydrochloric acid	3,758,932	2,193	0	3,761,125
Xylene (mixed isomers)	3,190,885	436	28	3,191,349
Toluene	3,080,392	3,192	3,978	3,087,562

1993 TOXICS RELEASE INVENTORY

GEORGIA

Top Ten Facilities for Total Releases

Facility	City, County	Air Emissions Pounds	Surface Water Discharges Pounds	Underground Injection Pounds	Releases to Land Pounds	Total Releases Pounds
Union Camp Corp.	Savannah, Chatham	3,100,575	398,895	0	0	3,499,470
Inland Container Corp.	Rome, Floyd	3,242,310	3,505	0	0	3,245,815
Great Southern Paper	Cedar Springs, Early	1,760,100	20,050	0	742,370	2,522,520
Arcadian Fertilizer L.P.	Augusta, Richmond	1,523,990	722,700	0	2,655	2,249,345
Hercules Inc.	Brunswick, Glynn	1,864,660	0	0	0	1,864,660
Georgia-Pacific Corp.	Brunswick, Glynn	1,561,441	73,060	0	554	1,635,055
Federal Paper Board Co. Inc.	Augusta, Richmond	1,441,305	5,223	0	13,616	1,460,144
Ford Motor Co.	Hapeville, Fulton	1,157,484	0	0	0	1,157,484
Packaging Corp. of America	Clyattville, Lowndes	964,715	92,265	0	21,730	1,078,710
DSM Chemicals Inc.	Augusta, Richmond	950,377	78,767	0	0	1,029,144

Top Ten Facilities for Air/Water/Land Releases

Facility	City, County	Air Emissions Pounds	Surface Water Discharges Pounds	Releases to Land Pounds	Air/Water/Land Releases Pounds
Union Camp Corp.	Savannah, Chatham	3,100,575	398,895	0	3,499,470
Inland Container Corp.	Rome, Floyd	3,242,310	3,505	0	3,245,815
Great Southern Paper	Cedar Springs, Early	1,760,100	20,050	742,370	2,522,520
Arcadian Fertilizer L.P.	Augusta, Richmond	1,523,990	722,700	2,655	2,249,345
Hercules Inc.	Brunswick, Glynn	1,864,660	0	0	1,864,660
Georgia-Pacific Corp.	Brunswick, Glynn	1,561,441	73,060	554	1,635,055
Federal Paper Board Co. Inc.	Augusta, Richmond	1,441,305	5,223	13,616	1,460,144
Ford Motor Co.	Hapeville, Fulton	1,157,484	0	0	1,157,484
Packaging Corp. of America	Clyattville, Lowndes	964,715	92,265	21,730	1,078,710
DSM Chemicals Inc.	Augusta, Richmond	950,377	78,767	0	1,029,144

For More Information. . .

State Contact:
(404) 656-6905
Burt Langley
Fax (404) 657-7893

EPA Regional Contact:
(404) 347-1033 Ext. 36
Pat Steed
Fax (404) 347-1681

To obtain TRI data use assistance, call TRI User Support Service (TRI-US):
(202) 260-1531 Fax (202) 260-4659

1993 TOXICS RELEASE INVENTORY

HAWAII

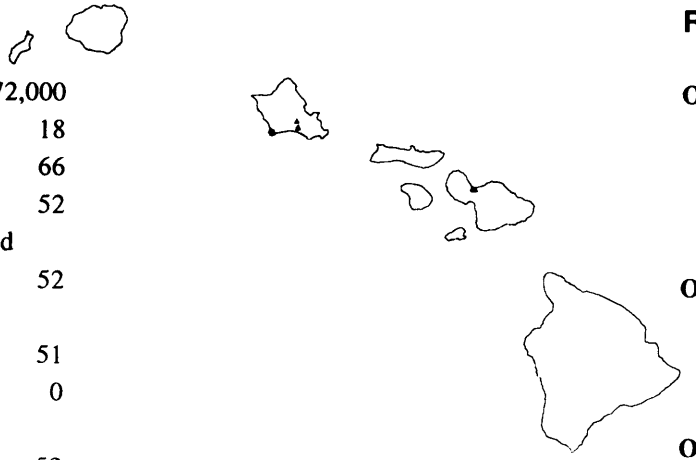

Population	1,172,000
Total Facilities	18
Total Forms	66
National Rank for Total Releases	52
National Rank for Air/Water/Land Releases	52
Transfers into State	
Rank	51
Pounds	0
Transfers Out of State	
Rank	52
Pounds	53,268

Reported Releases and Waste Management Activities

	(pounds)
On-site Releases	704,152
Air Emissions	528,077
Surface Water Discharges	14,300
Underground Injection	160,015
Releases to Land	1,760
On-site Waste Management	7,479,878
Recycling	15,261
Energy Recovery	1,800,000
Treatment	5,664,617
Off-site Transfers for Further Waste Management	59,920
Recycling	39,148
Energy Recovery	0
Treatment	790
Publicly Owned Treatment Works (POTWs)	5,000
Disposal	14,982
Other Off-site Transfers	0

Top Five Chemicals for Total Releases

Chemical	Air Emissions Pounds	Surface Water Discharges Pounds	Under-ground Injection Pounds	Releases to Land Pounds	Total Releases Pounds
Ammonia	20,350	13,300	96,000	0	129,650
Propylene	106,850	0	0	0	106,850
Glycol ethers	84,064	0	0	0	84,064
Toluene	66,900	0	5	250	67,155
n-Butyl alcohol	66,476	0	0	0	66,476

Top Five Chemicals for Air/Water/Land Releases

Chemical	Air Emissions Pounds	Surface Water Discharges Pounds	Releases to Land Pounds	Total Releases Pounds
Propylene	106,850	0	0	106,850
Glycol ethers	84,064	0	0	84,064
Toluene	66,900	0	250	67,150
n-Butyl alcohol	66,476	0	0	66,476
Benzene	46,700	0	5	46,705

1993 TOXICS RELEASE INVENTORY

HAWAII

Top Ten Facilities for Total Releases

*Facility	City, County	Air Emissions Pounds	Surface Water Discharges Pounds	Underground Injection Pounds	Releases to Land Pounds	Total Releases Pounds
Chevron USA Products Co.	Kapolei, Honolulu	283,665	14,300	0	1,760	299,725
BHP Petroleum Americas	Kapolei, Honolulu	73,815	0	96,030	0	169,845
Reynolds Metals Co.	Ewa Beach, Honolulu	150,783	0	250	0	151,033
Maui Pineapple Co. Ltd.	Kahului, Maui	0	0	63,485	0	63,485
Elegant Marble Inc.	Honolulu, Honolulu	19,559	0	0	0	19,559
Jorgensen Steel & Aluminum	Ewa Beach, Honolulu	0	0	250	0	250
Alpac Corp. DBA Pepsi-Cola	Aiea, Honolulu	250	0	0	0	250
Brewer Environmental Ind. Inc.	Kahului, Maui	5	0	0	0	5
. . .						. . .
. . .						. . .

Top Ten Facilities for Air/Water/Land Releases

*Facility	City, County	Air Emissions Pounds	Surface Water Discharges Pounds	Releases to Land Pounds	Air/Water/Land Releases Pounds
Chevron USA Products Co.	Kapolei, Honolulu	283,665	14,300	1,760	299,725
Reynolds Metals Co.	Ewa Beach, Honolulu	150,783	0	0	150,783
BHP Petroleum Americas	Kapolei, Honolulu	73,815	0	0	73,815
Elegant Marble Inc.	Honolulu, Honolulu	19,559	0	0	19,559
Alpac Corp. DBA Pepsi-Cola	Aiea, Honolulu	250	0	0	250
Brewer Environmental Ind. Inc.	Kahului, Maui	5	0	0	5
. . .					. . .
. . .					. . .
. . .					. . .
. . .					. . .

For More Information. . .

State Contact:
(808) 586-4694
Marsha Mealey
Fax (808) 586-7537

EPA Regional Contact:
(415) 744-1116
Pam Tsai
Fax (415) 744-1073

To obtain TRI data use assistance, call TRI User Support Service (TRI-US):
(202) 260-1531 Fax (202) 260-4659

* Of the 18 facilities in Hawaii that report to TRI, only eight reported releases greater than zero and only six of those reported air/water/land releases.

1993 TOXICS RELEASE INVENTORY

IDAHO

Population	1,099,000
Total Facilities	58
Total Forms	162
National Rank for Total Releases	43
National Rank for Air/Water/Land Releases	42
Transfers into State	
Rank	43
Pounds	950,634
Transfers Out of State	
Rank	47
Pounds	562,922

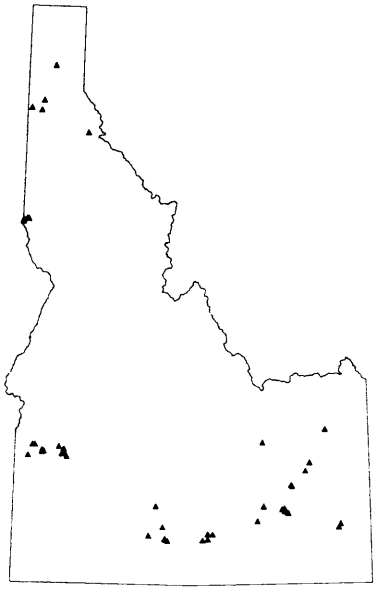

Reported Releases and Waste Management Activities

	(pounds)
On-site Releases	8,018,204
Air Emissions	4,269,802
Surface Water Discharges	30,574
Underground Injection	0
Releases to Land	3,717,828
On-site Waste Management	30,175,314
Recycling	348,152
Energy Recovery	455,000
Treatment	29,372,162
Off-site Transfers for Further Waste Management	2,842,092
Recycling	515,255
Energy Recovery	247,671
Treatment	46,510
Publicly Owned Treatment Works (POTWs)	2,027,567
Disposal	4,839
Other Off-site Transfers	250

Top Five Chemicals for Total Releases

Chemical	Air Emissions Pounds	Surface Water Discharges Pounds	Under-ground Injection Pounds	Releases to Land Pounds	Total Releases Pounds
Ammonia	2,918,156	17,720	0	2,438,203	5,374,079
Sulfuric acid	89,640	0	0	400,005	489,645
Zinc compounds	1,626	2,700	0	457,146	461,472
Methanol	432,500	0	0	14,000	446,500
Phosphorus (yellow or white)	30	0	0	317,249	317,279

Top Five Chemicals for Air/Water/Land Releases

Chemical	Air Emissions Pounds	Surface Water Discharges Pounds	Releases to Land Pounds	Total Releases Pounds
Ammonia	2,918,156	17,720	2,438,203	5,374,079
Sulfuric acid	89,640	0	400,005	489,645
Zinc compounds	1,626	2,700	457,146	461,472
Methanol	432,500	0	14,000	446,500
Phosphorus (yellow or white)	30	0	317,249	317,279

1993 TOXICS RELEASE INVENTORY

IDAHO

Top Ten Facilities for Total Releases

Facility	City, County	Air Emissions Pounds	Surface Water Discharges Pounds	Underground Injection Pounds	Releases to Land Pounds	Total Releases Pounds
Kerr-Mcgee Vanadium Facility	Soda Springs, Caribou	153,682	0	0	1,162,390	1,316,072
Potlatch Corp.	Lewiston, Nez Perce	598,505	12,850	0	448,260	1,059,615
Amalgamated Sugar Co.	Paul, Minidoka	943,750	0	0	27,623	971,373
Amalgamated Sugar Co.	Nampa, Canyon	720,440	0	0	11,000	731,440
J. R. Simplot Co.	Caldwell, Canyon	31,510	0	0	559,903	591,413
J. R. Simplot Co.	Pocatello, Power	567,120	0	0	8,273	575,393
Amalgamated Sugar Co.	Twin Falls, Twin Falls	498,306	0	0	39,739	538,045
Nu-West Industries Inc.	Soda Springs, Caribou	52,622	0	0	400,000	452,622
FMC Corp.	Pocatello, Bannock	33,398	0	0	336,777	370,175
Lamb-Weston Inc.	American Falls, Power	5	0	0	318,835	318,840

Top Ten Facilities for Air/Water/Land Releases

Facility	City, County	Air Emissions Pounds	Surface Water Discharges Pounds	Releases to Land Pounds	Air/Water/Land Releases Pounds
Kerr-Mcgee Vanadium Facility	Soda Springs, Caribou	153,682	0	1,162,390	1,316,072
Potlatch Corp.	Lewiston, Nez Perce	598,505	12,850	448,260	1,059,615
Amalgamated Sugar Co.	Paul, Minidoka	943,750	0	27,623	971,373
Amalgamated Sugar Co.	Nampa, Canyon	720,440	0	11,000	731,440
J. R. Simplot Co.	Caldwell, Canyon	31,510	0	559,903	591,413
J. R. Simplot Co.	Pocatello, Power	567,120	0	8,273	575,393
Amalgamated Sugar Co.	Twin Falls, Twin Falls	498,306	0	39,739	538,045
Nu-West Industries Inc.	Soda Springs, Caribou	52,622	0	400,000	452,622
FMC Corp.	Pocatello, Bannock	33,398	0	336,777	370,175
Lamb-Weston Inc.	American Falls, Power	5	0	318,835	318,840

For More Information. . .

State Contact:
(208) 334-3263
Margaret Ballard
Fax (208) 334-3267

EPA Regional Contact:
(206) 553-4016
Phil Wong
Fax (206) 553-8338

To obtain TRI data use assistance, call TRI User Support Service (TRI-US):
(202) 260-1531 Fax (202) 260-4659

1993 TOXICS RELEASE INVENTORY

ILLINOIS

Population	11,697,000
Total Facilities	1,387
Total Forms	4,899
National Rank for Total Releases	7
National Rank for Air/Water/Land Releases	9
Transfers into State	
Rank	5
Pounds	145,845,093
Transfers Out of State	
Rank	3
Pounds	146,473,896

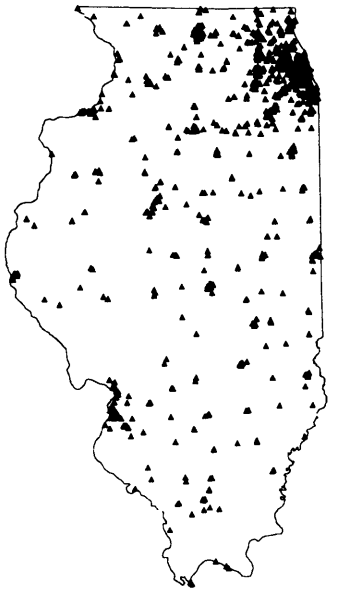

Reported Releases and Waste Management Activities

(pounds)

On-site Releases	100,990,919
Air Emissions	63,011,054
Surface Water Discharges	5,167,311
Underground Injection	12,551,427
Releases to Land	20,261,127
On-site Waste Management	676,136,995
Recycling	188,046,274
Energy Recovery	35,991,832
Treatment	452,098,889
Off-site Transfers for Further Waste Management	263,582,617
Recycling	140,936,017
Energy Recovery	38,003,092
Treatment	19,720,357
Publicly Owned Treatment Works (POTWs)	47,878,672
Disposal	17,036,493
Other Off-site Transfers	7,986

Top Five Chemicals for Total Releases

Chemical	Air Emissions Pounds	Surface Water Discharges Pounds	Under-ground Injection Pounds	Releases to Land Pounds	Total Releases Pounds
Hydrochloric acid	5,927,457	1	12,549,362	4,270	18,481,090
Ammonia	4,219,273	4,955,946	0	470,974	9,646,193
Zinc compounds	657,384	17,574	250	7,988,350	8,663,558
Toluene	6,727,779	623	0	4,608	6,733,010
Manganese compounds	67,013	8,718	0	5,159,692	5,235,423

Top Five Chemicals for Air/Water/Land Releases

Chemical	Air Emissions Pounds	Surface Water Discharges Pounds	Releases to Land Pounds	Total Releases Pounds
Ammonia	4,219,273	4,955,946	470,974	9,646,193
Zinc compounds	657,384	17,574	7,988,350	8,663,308
Toluene	6,727,779	623	4,608	6,733,010
Hydrochloric acid	5,927,457	1	4,270	5,931,728
Manganese compounds	67,013	8,718	5,159,692	5,235,423

1993 TOXICS RELEASE INVENTORY

ILLINOIS

Top Ten Facilities for Total Releases

Facility	City, County	Air Emissions Pounds	Surface Water Discharges Pounds	Underground Injection Pounds	Releases to Land Pounds	Total Releases Pounds
Northwestern Steel & Wire Co.	Sterling, Whiteside	301,470	3,100	0	13,970,000	14,274,570
Cabot Corp.	Tuscola, Douglas	3,177,080	0	10,749,360	0	13,926,440
Granite City Steel	Granite City, Madison	380,242	84,312	0	4,691,594	5,156,148
3M Co.	Cordova, Rock Island	229,313	3,692,596	0	54,400	3,976,309
Teepak Inc.	Danville, Vermilion	3,597,039	6,750	0	0	3,603,789
Corn Products & Best Foods	Bedford Park, Cook	2,385,655	0	0	0	2,385,655
LTV Steel Co.	Hennepin, Putnam	76,000	250	1,800,250	0	1,876,500
Quantum Chemical Corp.	Morris, Grundy	1,785,685	520	0	0	1,786,205
3M Co.	Bedford Park, Cook	1,406,155	0	0	0	1,406,155
Viskase Corp.	Bedford Park, Cook	1,223,050	0	0	0	1,223,050

Top Ten Facilities for Air/Water/Land Releases

Facility	City, County	Air Emissions Pounds	Surface Water Discharges Pounds	Releases to Land Pounds	Air/Water/Land Releases Pounds
Northwestern Steel & Wire Co.	Sterling, Whiteside	301,470	3,100	13,970,000	14,274,570
Granite City Steel	Granite City, Madison	380,242	84,312	4,691,594	5,156,148
3M Co.	Cordova, Rock Island	229,313	3,692,596	54,400	3,976,309
Teepak Inc.	Danville, Vermilion	3,597,039	6,750	0	3,603,789
Cabot Corp.	Tuscola, Douglas	3,177,080	0	0	3,177,080
Corn Products & Best Foods	Bedford Park, Cook	2,385,655	0	0	2,385,655
Quantum Chemical Corp.	Morris, Grundy	1,785,685	520	0	1,786,205
3M Co.	Bedford Park, Cook	1,406,155	0	0	1,406,155
Viskase Corp.	Bedford Park, Cook	1,223,050	0	0	1,223,050
Ford Motor Co.	Chicago, Cook	1,214,565	0	0	1,214,565

For More Information. . .

State Contact:
(217) 785-0830
Joe Goodner
Fax (217) 782-1431

EPA Regional Contact:
(312) 886-6219
Thelma Codina
Fax (312) 353-4342

To obtain TRI data use assistance, call TRI User Support Service (TRI-US):
(202) 260-1531 Fax (202) 260-4659

1993 TOXICS RELEASE INVENTORY

INDIANA

Population	5,713,000
Total Facilities	1,041
Total Forms	3,693
National Rank for Total Releases	8
National Rank for Air/Water/Land Releases	8
Transfers into State	
Rank	3
Pounds	198,828,189
Transfers Out of State	
Rank	10
Pounds	92,512,698

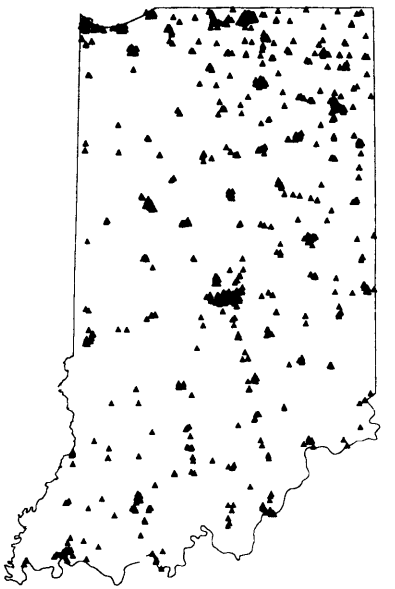

Reported Releases and Waste Management Activities

(pounds)

On-site Releases	97,844,399
Air Emissions	76,875,870
Surface Water Discharges	777,645
Underground Injection	7,425,421
Releases to Land	12,765,463
On-site Waste Management	605,121,532
Recycling	256,173,412
Energy Recovery	40,722,982
Treatment	308,225,138
Off-site Transfers for Further Waste Management	479,742,024
Recycling	413,167,791
Energy Recovery	16,627,290
Treatment	31,239,809
Publicly Owned Treatment Works (POTWs)	3,572,043
Disposal	15,131,517
Other Off-site Transfers	3,574

Top Five Chemicals for Total Releases

Chemical	Air Emissions Pounds	Surface Water Discharges Pounds	Under-ground Injection Pounds	Releases to Land Pounds	Total Releases Pounds
Toluene	12,693,466	502	0	10,560	12,704,528
Manganese compounds	478,176	24,460	4,800	8,646,728	9,154,164
Xylene (mixed isomers)	8,413,104	416	0	10,403	8,423,923
Dichloromethane	8,012,311	1,797	0	760	8,014,868
Hydrochloric acid	1,380,242	10	6,406,300	255	7,786,807

Top Five Chemicals for Air/Water/Land Releases

Chemical	Air Emissions Pounds	Surface Water Discharges Pounds	Releases to Land Pounds	Total Releases Pounds
Toluene	12,693,466	502	10,560	12,704,528
Manganese compounds	478,176	24,460	8,646,728	9,149,364
Xylene (mixed isomers)	8,413,104	416	10,403	8,423,923
Dichloromethane	8,012,311	1,797	760	8,014,868
Acetone	6,595,296	1,385	585	6,597,266

1993 TOXICS RELEASE INVENTORY

INDIANA

Top Ten Facilities for Total Releases

Facility	City, County	Air Emissions Pounds	Surface Water Discharges Pounds	Underground Injection Pounds	Releases to Land Pounds	Total Releases Pounds
Inland Steel Co.	East Chicago, Lake	434,977	320,092	0	9,863,650	10,618,719
National Steel Corp.	Portage, Porter	5,500	900	4,606,300	122,300	4,735,000
Bethlehem Steel Corp.	Burns Harbor, Porter	503,565	92,605	2,819,000	484,800	3,899,970
3M Co.	Hartford City, Blackford	3,020,475	0	0	0	3,020,475
Flexel Indiana Inc.	Covington, Warren	2,583,780	250	0	2,000	2,586,030
Eli Lilly & Co.	Shadeland, Tippecanoe	2,386,766	33,948	0	0	2,420,714
USS Gary Works	Gary, Lake	1,269,269	17,070	0	1,117,009	2,403,348
General Electric Co.	Mount Vernon, Posey	2,347,845	7,910	0	0	2,355,755
R. R. Donnelley & Sons Co.	Warsaw, Kosciusko	2,304,002	146	0	0	2,304,148
Eli Lilly & Co.	Clinton, Vermillion	2,026,535	81,995	0	138,580	2,247,110

Top Ten Facilities for Air/Water/Land Releases

Facility	City, County	Air Emissions Pounds	Surface Water Discharges Pounds	Releases to Land Pounds	Air/Water/Land Releases Pounds
Inland Steel Co.	East Chicago, Lake	434,977	320,092	9,863,650	10,618,719
3M Co.	Hartford City, Blackford	3,020,475	0	0	3,020,475
Flexel Indiana Inc.	Covington, Warren	2,583,780	250	2,000	2,586,030
Eli Lilly & Co.	Shadeland, Tippecanoe	2,386,766	33,948	0	2,420,714
USS Gary Works	Gary, Lake	1,269,269	17,070	1,117,009	2,403,348
General Electric Co.	Mount Vernon, Posey	2,347,845	7,910	0	2,355,755
R. R. Donnelley & Sons Co.	Warsaw, Kosciusko	2,304,002	146	0	2,304,148
Eli Lilly & Co.	Clinton, Vermillion	2,026,535	81,995	138,580	2,247,110
Alcoa	Newburgh, Warrick	1,942,795	8,297	60,430	2,011,522
Ford Electronics	Connersville, Fayette	1,669,603	0	0	1,669,603

For More Information. . .

State Contact:
(317) 232-8172
Paula Smith
Fax (317) 233-5627

EPA Regional Contact:
(312) 886-6219
Thelma Codina
Fax (312) 353-4342

To obtain TRI data use assistance, call TRI User Support Service (TRI-US):
(202) 260-1531 Fax (202) 260-4659

1993 TOXICS RELEASE INVENTORY

IOWA

Population	2,814,000
Total Facilities	427
Total Forms	1,288
National Rank for Total Releases	25
National Rank for Air/Water/Land Releases	24
Transfers into State	
Rank	38
Pounds	2,648,717
Transfers Out of State	
Rank	26
Pounds	26,623,935

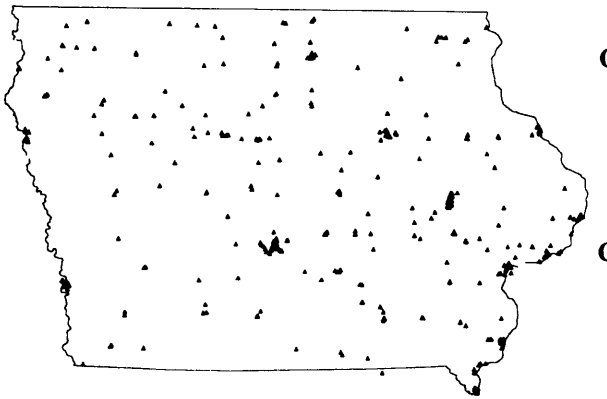

Reported Releases and Waste Management Activities

	(pounds)
On-site Releases	31,515,946
Air Emissions	28,159,291
Surface Water Discharges	1,055,579
Underground Injection	0
Releases to Land	2,301,076
On-site Waste Management	131,044,490
Recycling	40,515,195
Energy Recovery	1,992,536
Treatment	88,536,759
Off-site Transfers for Further Waste Management	40,439,634
Recycling	23,148,215
Energy Recovery	4,621,931
Treatment	2,530,478
Publicly Owned Treatment Works (POTWs)	8,833,109
Disposal	1,305,151
Other Off-site Transfers	750

Top Five Chemicals for Total Releases

Chemical	Air Emissions Pounds	Surface Water Discharges Pounds	Under-ground Injection Pounds	Releases to Land Pounds	Total Releases Pounds
Ammonia	6,992,818	547,539	0	13,015	7,553,372
Toluene	3,846,267	4	0	11,254	3,857,525
Xylene (mixed isomers)	3,608,427	258	0	8,054	3,616,739
Methanol	2,206,565	868	0	0	2,207,433
Acetone	1,441,687	253	0	0	1,441,940

Top Five Chemicals for Air/Water/Land Releases

Chemical	Air Emissions Pounds	Surface Water Discharges Pounds	Releases to Land Pounds	Total Releases Pounds
Ammonia	6,992,818	547,539	13,015	7,553,372
Toluene	3,846,267	4	11,254	3,857,525
Xylene (mixed isomers)	3,608,427	258	8,054	3,616,739
Methanol	2,206,565	868	0	2,207,433
Acetone	1,441,687	253	0	1,441,940

1993 TOXICS RELEASE INVENTORY

IOWA

Top Ten Facilities for Total Releases

Facility	City, County	Air Emissions Pounds	Surface Water Discharges Pounds	Underground Injection Pounds	Releases to Land Pounds	Total Releases Pounds
Terra International Inc.	Sergeant Bluff, Woodbury	3,020,855	330,260	0	0	3,351,115
Climax Molybdenum Co.	Fort Madison, Lee	2,148,700	2,306	0	0	2,151,006
Grain Processing Corp.	Muscatine, Muscatine	1,648,918	0	0	0	1,648,918
Alcoa	Riverdale, Scott	1,552,191	2,120	0	0	1,554,311
Quantum Chemical Corp.	Clinton, Clinton	1,514,185	0	0	0	1,514,185
Arcadian Fertilizer L.P.	Camanche, Clinton	985,079	418,871	0	98,990	1,502,940
Griffin Wheel Co.	Keokuk, Lee	2,515	0	0	1,112,256	1,114,771
Winnebago Industries Inc.	Forest City, Hancock	965,289	0	0	0	965,289
Archer Daniels Midland	Clinton, Clinton	802,515	0	0	0	802,515
North Star Recycling	Wiltonjunction, Muscatine	0	0	0	777,500	777,500

Top Ten Facilities for Air/Water/Land Releases

Facility	City, County	Air Emissions Pounds	Surface Water Discharges Pounds	Releases to Land Pounds	Air/Water/Land Releases Pounds
Terra International Inc.	Sergeant Bluff, Woodbury	3,020,855	330,260	0	3,351,115
Climax Molybdenum Co.	Fort Madison, Lee	2,148,700	2,306	0	2,151,006
Grain Processing Corp.	Muscatine, Muscatine	1,648,918	0	0	1,648,918
Alcoa	Riverdale, Scott	1,552,191	2,120	0	1,554,311
Quantum Chemical Corp.	Clinton, Clinton	1,514,185	0	0	1,514,185
Arcadian Fertilizer L.P.	Camanche, Clinton	985,079	418,871	98,990	1,502,940
Griffin Wheel Co.	Keokuk, Lee	2,515	0	1,112,256	1,114,771
Winnebago Industries Inc.	Forest City, Hancock	965,289	0	0	965,289
Archer Daniels Midland	Clinton, Clinton	802,515	0	0	802,515
North Star Recycling	Wiltonjunction, Muscatine	0	0	777,500	777,500

For More Information. . .

State Contact: Pete Hamlin
(515) 281-8852 Fax (515) 281-8895

EPA Regional Contact: Jim Hirtz
(913) 551-7020 Fax (913) 551-7065

To obtain TRI data use assistance, call TRI User Support Service (TRI-US):
(202) 260-1531 Fax (202) 260-4659

1993 TOXICS RELEASE INVENTORY

KANSAS

Population	2,531,000
Total Facilities	288
Total Forms	1,017
National Rank for Total Releases	21
National Rank for Air/Water/Land Releases	29
Transfers into State	
Rank	26
Pounds	12,033,909
Transfers Out of State	
Rank	20
Pounds	37,299,859

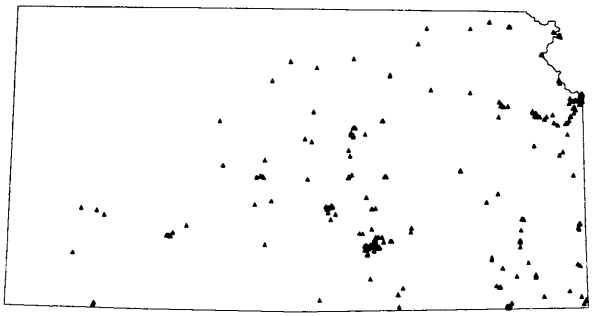

Reported Releases and Waste Management Activities

(pounds)

On-site Releases	39,831,380
Air Emissions	21,396,521
Surface Water Discharges	743,750
Underground Injection	17,159,038
Releases to Land	532,071
On-site Waste Management	897,743,483
Recycling	558,339,954
Energy Recovery	284,883,893
Treatment	54,519,636
Off-site Transfers for Further Waste Management	57,468,042
Recycling	39,859,752
Energy Recovery	2,159,574
Treatment	3,919,211
Publicly Owned Treatment Works (POTWs)	2,455,067
Disposal	9,058,591
Other Off-site Transfers	15,847

Top Five Chemicals for Total Releases

Chemical	Air Emissions Pounds	Surface Water Discharges Pounds	Under-ground Injection Pounds	Releases to Land Pounds	Total Releases Pounds
Hydrochloric acid	135,074	5	10,022,354	0	10,157,433
Sulfuric acid	71,889	5	6,039,122	815	6,111,831
Ammonia	4,155,354	53,458	123,900	321,977	4,654,689
Xylene (mixed isomers)	2,058,243	582	0	68	2,058,893
Toluene	1,856,413	872	2,600	1,127	1,861,012

Top Five Chemicals for Air/Water/Land Releases

Chemical	Air Emissions Pounds	Surface Water Discharges Pounds	Releases to Land Pounds	Total Releases Pounds
Ammonia	4,155,354	53,458	321,977	4,530,789
Xylene (mixed isomers)	2,058,243	582	68	2,058,893
Toluene	1,856,413	872	1,127	1,858,412
Methyl ethyl ketone	1,423,920	0	5,300	1,429,220
Carbon disulfide	1,285,706	0	0	1,285,706

1993 TOXICS RELEASE INVENTORY

KANSAS

Top Ten Facilities for Total Releases

Facility	City, County	Air Emissions Pounds	Surface Water Discharges Pounds	Underground Injection Pounds	Releases to Land Pounds	Total Releases Pounds
Vulcan Chemicals	Wichita, Sedgwick	432,349	0	16,973,869	0	17,406,218
Boeing Wichita	Wichita, Sedgwick	2,701,925	1,290	0	0	2,703,215
Farmland Industries Inc.	Lawrence, Douglas	1,436,788	659,600	0	475	2,096,863
Texaco Refining & Marketing	El Dorado, Butler	1,473,820	10,758	0	0	1,484,578
Flexel Inc.	Tecumseh, Shawnee	1,178,500	3,400	0	0	1,181,900
Farmland Industries Inc.	Coffeyville, Montgomery	935,822	6,626	0	3,084	945,532
General Motors Corp.	Kansas City, Wyandotte	852,110	250	0	0	852,360
Farmland Industries Inc.	Dodge City, Ford	807,310	0	0	7,042	814,352
Elf Atochem Inc.	Wichita, Sedgwick	793,064	0	0	0	793,064
Owens-Corning Fiberglas Corp.	Kansas City, Wyandotte	760,050	0	0	0	760,050

Top Ten Facilities for Air/Water/Land Releases

Facility	City, County	Air Emissions Pounds	Surface Water Discharges Pounds	Releases to Land Pounds	Air/Water/Land Releases Pounds
Boeing Wichita	Wichita, Sedgwick	2,701,925	1,290	0	2,703,215
Farmland Industries Inc.	Lawrence, Douglas	1,436,788	659,600	475	2,096,863
Texaco Refining & Marketing	El Dorado, Butler	1,473,820	10,758	0	1,484,578
Flexel Inc.	Tecumseh, Shawnee	1,178,500	3,400	0	1,181,900
Farmland Industries Inc.	Coffeyville, Montgomery	935,822	6,626	3,084	945,532
General Motors Corp.	Kansas City, Wyandotte	852,110	250	0	852,360
Farmland Industries Inc.	Dodge City, Ford	807,310	0	7,042	814,352
Elf Atochem Inc.	Wichita, Sedgwick	793,064	0	0	793,064
Owens-Corning Fiberglas Corp.	Kansas City, Wyandotte	760,050	0	0	760,050
National Co-Op. Refinery	Mc Pherson, Mc Pherson	636,477	3,537	265	640,279

For More Information. . .

State Contact: Jon Flint
(913) 296-1690 Fax (913) 296-1545

EPA Regional Contact: Jim Hirtz
(913) 551-7020 Fax (913) 551-7065

To obtain TRI data use assistance, call TRI User Support Service (TRI-US):
(202) 260-1531 Fax (202) 260-4659

1993 TOXICS RELEASE INVENTORY

KENTUCKY

Population	3,789,000
Total Facilities	445
Total Forms	1,698
National Rank for Total Releases	23
National Rank for Air/Water/Land Releases	21
Transfers into State	
Rank	20
Pounds	29,286,398
Transfers Out of State	
Rank	11
Pounds	71,706,569

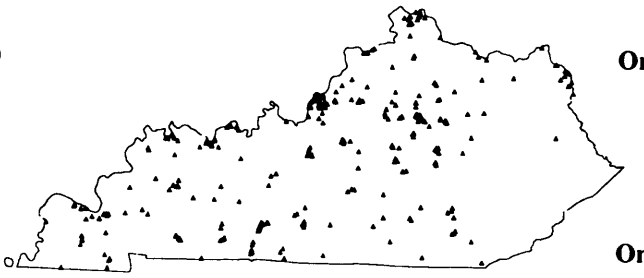

Reported Releases and Waste Management Activities

	(pounds)
On-site Releases	36,826,199
Air Emissions	35,016,332
Surface Water Discharges	490,193
Underground Injection	20,000
Releases to Land	1,299,674
On-site Waste Management	466,454,177
Recycling	187,325,614
Energy Recovery	56,599,125
Treatment	222,529,438
Off-site Transfers for Further Waste Management	87,891,420
Recycling	62,739,461
Energy Recovery	10,184,639
Treatment	9,575,465
Publicly Owned Treatment Works (POTWs)	2,187,485
Disposal	3,143,410
Other Off-site Transfers	60,960

Top Five Chemicals for Total Releases

Chemical	Air Emissions Pounds	Surface Water Discharges Pounds	Under-ground Injection Pounds	Releases to Land Pounds	Total Releases Pounds
Toluene	5,513,944	2,555	0	251	5,516,750
Methanol	5,338,492	87,845	0	4,310	5,430,647
Xylene (mixed isomers)	4,458,394	3,664	0	250	4,462,308
Acetone	1,885,205	5,545	0	10	1,890,760
Glycol ethers	1,281,972	0	0	0	1,281,972

Top Five Chemicals for Air/Water/Land Releases

Chemical	Air Emissions Pounds	Surface Water Discharges Pounds	Releases to Land Pounds	Total Releases Pounds
Toluene	5,513,944	2,555	251	5,516,750
Methanol	5,338,492	87,845	4,310	5,430,647
Xylene (mixed isomers)	4,458,394	3,664	250	4,462,308
Acetone	1,885,205	5,545	10	1,890,760
Glycol ethers	1,281,972	0	0	1,281,972

1993 TOXICS RELEASE INVENTORY

KENTUCKY

Top Ten Facilities for Total Releases

Facility	City, County	Air Emissions Pounds	Surface Water Discharges Pounds	Underground Injection Pounds	Releases to Land Pounds	Total Releases Pounds
Air Products & Chemicals Inc.	Calvert City, Marshall	3,619,919	8,073	0	0	3,627,992
Osram Sylvania Inc.	Versailles, Woodford	2,310,010	4	0	0	2,310,014
American Synthetic Rubber	Louisville, Jefferson	2,001,122	0	0	0	2,001,122
Brown Printing Co.	Franklin, Simpson	1,643,881	0	0	0	1,643,881
Ford Motor Co.	Louisville, Jefferson	1,602,429	0	0	0	1,602,429
Westvaco Corp.	Wickliffe, Ballard	1,039,980	75,000	0	4,014	1,118,994
Du Pont Louisville Plant	Louisville, Jefferson	1,033,113	0	0	0	1,033,113
Willamette Industries Inc.	Hawesville, Hancock	999,955	16,750	0	260	1,016,965
Carpenter Co.	Russellville, Logan	1,005,362	0	0	0	1,005,362
General Electric Appliances	Louisville, Jefferson	996,160	0	0	0	996,160

Top Ten Facilities for Air/Water/Land Releases

Facility	City, County	Air Emissions Pounds	Surface Water Discharges Pounds	Releases to Land Pounds	Air/Water/Land Releases Pounds
Air Products & Chemicals Inc.	Calvert City, Marshall	3,619,919	8,073	0	3,627,992
Osram Sylvania Inc.	Versailles, Woodford	2,310,010	4	0	2,310,014
American Synthetic Rubber	Louisville, Jefferson	2,001,122	0	0	2,001,122
Brown Printing Co.	Franklin, Simpson	1,643,881	0	0	1,643,881
Ford Motor Co.	Louisville, Jefferson	1,602,429	0	0	1,602,429
Westvaco Corp.	Wickliffe, Ballard	1,039,980	75,000	4,014	1,118,994
Du Pont Louisville Plant	Louisville, Jefferson	1,033,113	0	0	1,033,113
Willamette Industries Inc.	Hawesville, Hancock	999,955	16,750	260	1,016,965
Carpenter Co.	Russellville, Logan	1,005,362	0	0	1,005,362
General Electric Appliances	Louisville, Jefferson	996,160	0	0	996,160

For More Information. . .

State Contact:
(502) 564-2150
Alex Barber
Fax (502) 564-4245

EPA Regional Contact:
(404) 347-1033 Ext. 36
Pat Steed
Fax (404) 347-1681

To obtain TRI data use assistance, call TRI User Support Service (TRI-US):
(202) 260-1531 Fax (202) 260-4659

1993 TOXICS RELEASE INVENTORY

LOUISIANA

Population	4,295,000
Total Facilities	322
Total Forms	2,017
National Rank for Total Releases	1
National Rank for Air/Water/Land Releases	1
Transfers into State	
Rank	1
Pounds	322,772,736
Transfers Out of State	
Rank	17
Pounds	46,901,888

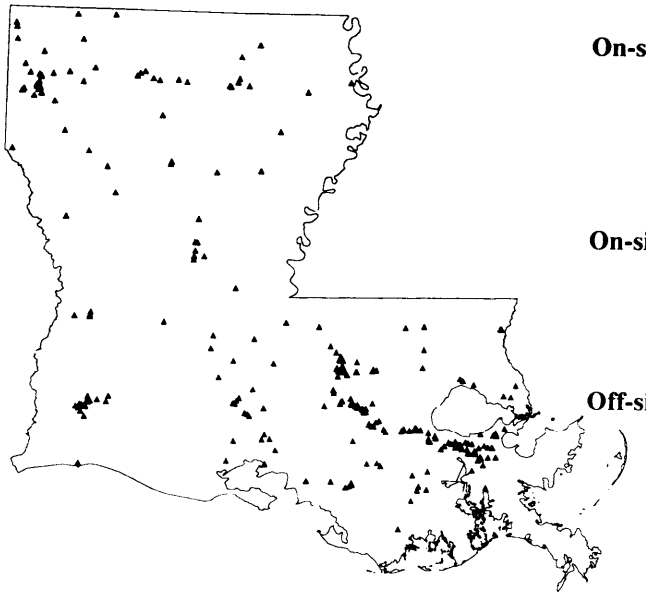

Reported Releases and Waste Management Activities

	(pounds)
On-site Releases	450,680,961
Air Emissions	77,665,640
Surface Water Discharges	210,347,583
Underground Injection	158,091,740
Releases to Land	4,575,998
On-site Waste Management	2,089,362,433
Recycling	890,698,079
Energy Recovery	252,891,322
Treatment	945,773,032
Off-site Transfers for Further Waste Management	126,342,479
Recycling	111,187,063
Energy Recovery	6,881,439
Treatment	5,617,275
Publicly Owned Treatment Works (POTWs)	40,857
Disposal	2,615,845
Other Off-site Transfers	0

Top Five Chemicals for Total Releases

Chemical	Air Emissions Pounds	Surface Water Discharges Pounds	Under-ground Injection Pounds	Releases to Land Pounds	Total Releases Pounds
Phosphoric acid	28,088	175,805,372	33,000	1,056,724	176,923,184
Sulfuric acid	1,488,265	27,226,261	82,019,000	456,390	111,189,916
Ammonia	19,758,795	4,361,803	39,481,551	210,527	63,812,676
Methanol	9,660,512	255,087	9,829,000	76,771	19,821,370
Carbon disulfide	7,869,688	0	2,800	0	7,872,488

Top Five Chemicals for Air/Water/Land Releases

Chemical	Air Emissions Pounds	Surface Water Discharges Pounds	Releases to Land Pounds	Total Releases Pounds
Phosphoric acid	28,088	175,805,372	1,056,724	176,890,184
Sulfuric acid	1,488,265	27,226,261	456,390	29,170,916
Ammonia	19,758,795	4,361,803	210,527	24,331,125
Methanol	9,660,512	255,087	76,771	9,992,370
Carbon disulfide	7,869,688	0	0	7,869,688

1993 TOXICS RELEASE INVENTORY

LOUISIANA

Top Ten Facilities for Total Releases

Facility	City, County	Air Emissions Pounds	Surface Water Discharges Pounds	Underground Injection Pounds	Releases to Land Pounds	Total Releases Pounds
IMC-Agrico Co.	Saint James, St. James	5,084,677	122,406,028	0	422,262	127,912,967
Cytec Industries Inc.	Westwego, Jefferson	530,923	40,551	119,578,250	0	120,149,724
IMC-Agrico Co.	Uncle Sam, St. James	108,337	61,442,528	0	256,315	61,807,180
Arcadian Fertilizer L.P.	Geismar, Ascension	1,925,191	19,985,915	0	761,855	22,672,961
Uniroyal Chemical Co. Inc.	Geismar, Ascension	919,372	16,420	8,088,520	0	9,024,312
Rubicon Inc.	Geismar, Ascension	361,457	131	8,260,300	0	8,621,888
CF Industries Inc.	Donaldsonville, Ascension	6,085,325	951,965	0	0	7,037,290
Angus Chemical Co.	Sterlington, Ouachita	421,245	72,560	5,523,000	0	6,016,805
UOP	Blanchard, Caddo	111,400	5	4,500,927	0	4,612,332
Cabot Corp.	Franklin, St. Mary	4,545,100	0	0	0	4,545,100

Top Ten Facilities for Air/Water/Land Releases

Facility	City, County	Air Emissions Pounds	Surface Water Discharges Pounds	Releases to Land Pounds	Air/Water/Land Releases Pounds
IMC-Agrico Co.	Saint James, St. James	5,084,677	122,406,028	422,262	127,912,967
IMC-Agrico Co.	Uncle Sam, St. James	108,337	61,442,528	256,315	61,807,180
Arcadian Fertilizer L.P.	Geismar, Ascension	1,925,191	19,985,915	761,855	22,672,961
CF Industries Inc.	Donaldsonville, Ascension	6,085,325	951,965	0	7,037,290
Cabot Corp.	Franklin, St. Mary	4,545,100	0	0	4,545,100
Cabot Corp.	Ville Platte, Evangeline	4,416,847	0	0	4,416,847
Dow Chemical Co.	Plaquemine, Iberville	2,058,424	745,836	1,080,931	3,885,191
Triad Chemical	Donaldsonville, Ascension	3,225,637	355,026	0	3,580,663
Degussa Carbon Black Ivanhoe	Louisa, St. Mary	2,510,000	0	0	2,510,000
Georgia-Pacific Corp.	Zachary, East Baton Rouge	2,110,705	23,000	3,770	2,137,475

For More Information. . .

State Contact: Linda Brown
(504) 765-0737 Fax (504) 765-0742

EPA Regional Contact: Warren Layne
(214) 665-8013 Fax (214) 665-2164

To obtain TRI data use assistance, call TRI User Support Service (TRI-US):
(202) 260-1531 Fax (202) 260-4659

1993 TOXICS RELEASE INVENTORY

MAINE

Population	1,239,000
Total Facilities	111
Total Forms	354
National Rank for Total Releases	38
National Rank for Air/Water/Land Releases	37
Transfers into State	
Rank	50
Pounds	9,725
Transfers Out of State	
Rank	42
Pounds	2,931,209

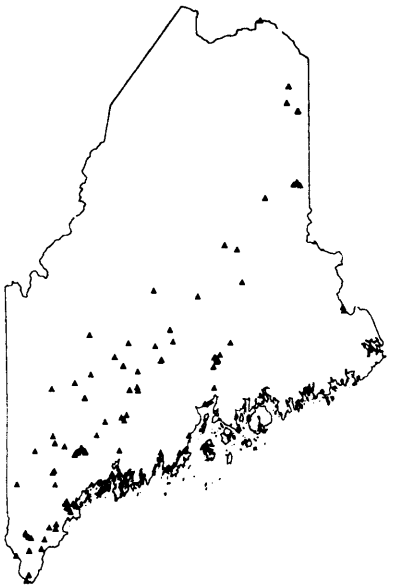

Reported Releases and Waste Management Activities

	(pounds)
On-site Releases	12,624,098
Air Emissions	10,619,968
Surface Water Discharges	625,901
Underground Injection	0
Releases to Land	1,378,229
On-site Waste Management	91,936,555
Recycling	7,305,310
Energy Recovery	11,602,689
Treatment	73,028,556
Off-site Transfers for Further Waste Management	4,682,263
Recycling	2,965,478
Energy Recovery	600,484
Treatment	296,433
Publicly Owned Treatment Works (POTWs)	625,989
Disposal	193,879
Other Off-site Transfers	0

Top Five Chemicals for Total Releases

Chemical	Air Emissions Pounds	Surface Water Discharges Pounds	Under-ground Injection Pounds	Releases to Land Pounds	Total Releases Pounds
Methanol	2,423,581	248,900	0	113,079	2,785,560
Sulfuric acid	1,812,143	150	0	0	1,812,293
Hydrochloric acid	1,151,083	244	0	17,623	1,168,950
Zinc compounds	29,384	17,600	0	901,165	948,149
Acetone	834,687	25,526	0	2,501	862,714

Top Five Chemicals for Air/Water/Land Releases

Chemical	Air Emissions Pounds	Surface Water Discharges Pounds	Releases to Land Pounds	Total Releases Pounds
Methanol	2,423,581	248,900	113,079	2,785,560
Sulfuric acid	1,812,143	150	0	1,812,293
Hydrochloric acid	1,151,083	244	17,623	1,168,950
Zinc compounds	29,384	17,600	901,165	948,149
Acetone	834,687	25,526	2,501	862,714

1993 TOXICS RELEASE INVENTORY

MAINE

Top Ten Facilities for Total Releases

Facility	City, County	Air Emissions Pounds	Surface Water Discharges Pounds	Underground Injection Pounds	Releases to Land Pounds	Total Releases Pounds
S. D. Warren Co.	Hinckley, Somerset	863,990	14,834	0	502,078	1,380,902
Georgia-Pacific Corp.	Woodland, Washington	1,007,105	124,950	0	5,016	1,137,071
Champion International Corp.	Bucksport, Hancock	476,193	34,543	0	529,065	1,039,801
S. D. Warren Co.	Westbrook, Cumberland	928,720	38,460	0	3,760	970,940
Boise Cascade Corp.	Rumford, Oxford	855,290	65,095	0	0	920,385
International Paper	Jay, Franklin	583,852	209,648	0	56,361	849,861
Bowater/Great Northern Paper	Millinocket, Penobscot	805,250	13,000	0	0	818,250
James River Paper Co. Inc.	Old Town, Penobscot	475,020	66,234	0	13,820	555,074
Jones & Vining Inc.	Lewiston, Androscoggin	441,695	1	0	0	441,696
Pioneer Plastics Corp.	Auburn, Androscoggin	418,562	0	0	0	418,562

Top Ten Facilities for Air/Water/Land Releases

Facility	City, County	Air Emissions Pounds	Surface Water Discharges Pounds	Releases to Land Pounds	Air/Water/Land Releases Pounds
S. D. Warren Co.	Hinckley, Somerset	863,990	14,834	502,078	1,380,902
Georgia-Pacific Corp.	Woodland, Washington	1,007,105	124,950	5,016	1,137,071
Champion International Corp.	Bucksport, Hancock	476,193	34,543	529,065	1,039,801
S. D. Warren Co.	Westbrook, Cumberland	928,720	38,460	3,760	970,940
Boise Cascade Corp.	Rumford, Oxford	855,290	65,095	0	920,385
International Paper	Jay, Franklin	583,852	209,648	56,361	849,861
Bowater/Great Northern Paper	Millinocket, Penobscot	805,250	13,000	0	818,250
James River Paper Co. Inc.	Old Town, Penobscot	475,020	66,234	13,820	555,074
Jones & Vining Inc.	Lewiston, Androscoggin	441,695	1	0	441,696
Pioneer Plastics Corp.	Auburn, Androscoggin	418,562	0	0	418,562

For More Information. . .

State Contact: Rayna Leibowitz
(207) 287-4080 Fax (207) 287-4079

EPA Regional Contact: Dwight Peavey
(617) 565-4502 Fax (617) 565-4939

To obtain TRI data use assistance, call TRI User Support Service (TRI-US):

(202) 260-1531 Fax (202) 260-4659

1993 TOXICS RELEASE INVENTORY

MARYLAND

Population	4,965,000
Total Facilities	209
Total Forms	648
National Rank for Total Releases	36
National Rank for Air/Water/Land Releases	35
Transfers into State	
Rank	29
Pounds	9,496,607
Transfers Out of State	
Rank	19
Pounds	44,341,699

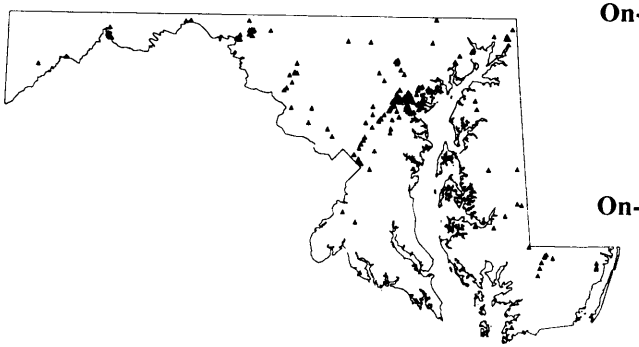

Reported Releases and Waste Management Activities

	(pounds)
On-site Releases	13,229,878
Air Emissions	10,453,788
Surface Water Discharges	567,509
Underground Injection	0
Releases to Land	2,208,581
On-site Waste Management	341,568,957
Recycling	41,917,634
Energy Recovery	9,483,555
Treatment	290,167,768
Off-site Transfers for Further Waste Management	61,975,930
Recycling	52,005,750
Energy Recovery	2,566,686
Treatment	1,690,335
Publicly Owned Treatment Works (POTWs)	5,353,989
Disposal	359,170
Other Off-site Transfers	0

Top Five Chemicals for Total Releases

Chemical	Air Emissions Pounds	Surface Water Discharges Pounds	Under-ground Injection Pounds	Releases to Land Pounds	Total Releases Pounds
Toluene	2,044,193	0	0	0	2,044,193
Manganese compounds	41,917	109,696	0	1,383,779	1,535,392
Hydrochloric acid	1,372,584	209	0	2,500	1,375,293
Carbonyl sulfide	1,000,000	0	0	0	1,000,000
Ammonia	460,143	292,434	0	250	752,827

Top Five Chemicals for Air/Water/Land Releases

Chemical	Air Emissions Pounds	Surface Water Discharges Pounds	Releases to Land Pounds	Total Releases Pounds
Toluene	2,044,193	0	0	2,044,193
Manganese compounds	41,917	109,696	1,383,779	1,535,392
Hydrochloric acid	1,372,584	209	2,500	1,375,293
Carbonyl sulfide	1,000,000	0	0	1,000,000
Ammonia	460,143	292,434	250	752,827

1993 TOXICS RELEASE INVENTORY

MARYLAND

Top Ten Facilities for Total Releases

Facility	City, County	Air Emissions Pounds	Surface Water Discharges Pounds	Underground Injection Pounds	Releases to Land Pounds	Total Releases Pounds
Westvaco Corp.	Luke, Allegany	2,071,500	0	0	0	2,071,500
Quebecor Printing Memphis Inc.	Glen Burnie, Anne Arundel	1,991,284	0	0	0	1,991,284
Bethlehem Steel Corp.	Sparrows Point, Baltimore	243,892	175,598	0	1,017,000	1,436,490
SCM Chemicals	Baltimore, Baltimore City	1,022,838	95	0	0	1,022,933
Eastern Stainless Corp.	Baltimore, Baltimore City	5,000	765	0	1,010,739	1,016,504
General Motors Corp.	Baltimore, Baltimore City	819,341	230	0	0	819,571
W. R. Grace & Co.	Baltimore, Baltimore City	228,751	154,418	0	0	383,169
Cytec Industries Inc.	Havre De Grace, Harford	368,471	0	0	0	368,471
Chemetals Inc.	Baltimore, Anne Arundel	39,695	155,872	0	2,470	198,037
Nevamar Corp.	Odenton, Anne Arundel	189,460	0	0	0	189,460

Top Ten Facilities for Air/Water/Land Releases

Facility	City, County	Air Emissions Pounds	Surface Water Discharges Pounds	Releases to Land Pounds	Air/Water/Land Releases Pounds
estvaco Corp.	Luke, Allegany	2,071,500	0	0	2,071,500
Quebecor Printing Memphis Inc.	Glen Burnie, Anne Arundel	1,991,284	0	0	1,991,284
Bethlehem Steel Corp.	Sparrows Point, Baltimore	243,892	175,598	1,017,000	1,436,490
SCM Chemicals	Baltimore, Baltimore City	1,022,838	95	0	1,022,933
Eastern Stainless Corp.	Baltimore, Baltimore City	5,000	765	1,010,739	1,016,504
General Motors Corp.	Baltimore, Baltimore City	819,341	230	0	819,571
W. R. Grace & Co.	Baltimore, Baltimore City	228,751	154,418	0	383,169
Cytec Industries Inc.	Havre De Grace, Harford	368,471	0	0	368,471
Chemetals Inc.	Baltimore, Anne Arundel	39,695	155,872	2,470	198,037
Nevamar Corp.	Odenton, Anne Arundel	189,460	0	0	189,460

For More Information. . .

State Contact:
(410) 631-3800
Patricia Williams
Fax (410) 631-3321

EPA Regional Contact:
(215) 597-3659
Mikal Shabazz
Fax (215) 597-3156

To obtain TRI data use assistance, call TRI User Support Service (TRI-US):

(202) 260-1531 Fax (202) 260-4659

1993 TOXICS RELEASE INVENTORY

MASSACHUSETTS

Population	6,012,000
Total Facilities	588
Total Forms	1,654
National Rank for Total Releases	39
National Rank for Air/Water/Land Releases	38
Transfers into State	
Rank	27
Pounds	10,132,457
Transfers Out of State	
Rank	27
Pounds	23,691,527

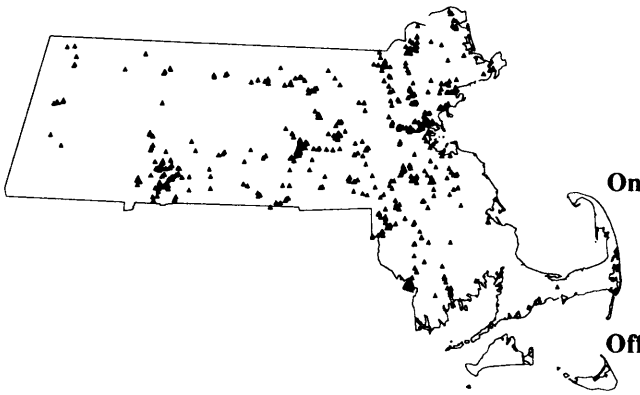

Reported Releases and Waste Management Activities

(pounds)

On-site Releases	11,637,903
Air Emissions	11,539,397
Surface Water Discharges	46,533
Underground Injection	0
Releases to Land	51,973
On-site Waste Management	80,979,204
Recycling	26,131,288
Energy Recovery	10,234,202
Treatment	44,613,714
Off-site Transfers for Further Waste Management	41,594,756
Recycling	23,304,629
Energy Recovery	7,924,901
Treatment	4,341,388
Publicly Owned Treatment Works (POTWs)	4,729,882
Disposal	1,241,351
Other Off-site Transfers	52,605

Top Five Chemicals for Total Releases

Chemical	Air Emissions Pounds	Surface Water Discharges Pounds	Under-ground Injection Pounds	Releases to Land Pounds	Total Releases Pounds
Toluene	3,148,379	5	0	5,242	3,153,626
Methyl ethyl ketone	1,189,952	3	0	0	1,189,955
Trichloroethylene	1,050,126	7	0	0	1,050,133
Dichloromethane	891,817	0	0	0	891,817
Acetone	842,025	22	0	0	842,047

Top Five Chemicals for Air/Water/Land Releases

Chemical	Air Emissions Pounds	Surface Water Discharges Pounds	Releases to Land Pounds	Total Releases Pounds
Toluene	3,148,379	5	5,242	3,153,626
Methyl ethyl ketone	1,189,952	3	0	1,189,955
Trichloroethylene	1,050,126	7	0	1,050,133
Dichloromethane	891,817	0	0	891,817
Acetone	842,025	22	0	842,047

1993 TOXICS RELEASE INVENTORY

MASSACHUSETTS

Top Ten Facilities for Total Releases

Facility	City, County	Air Emissions Pounds	Surface Water Discharges Pounds	Underground Injection Pounds	Releases to Land Pounds	Total Releases Pounds
Rexham Graphics Inc.	South Hadley, Hampshire	810,356	0	0	0	810,356
Archer Rubber Co.	Milford, Worcester	502,157	0	0	0	502,157
Crown Cork & Seal Co. Inc.	Lawrence, Essex	344,173	0	0	0	344,173
Plymouth Rubber Co. Inc.	Canton, Norfolk	341,000	0	0	0	341,000
Polaroid Corp.	Waltham, Middlesex	340,591	20	0	0	340,611
Ideal Tape Co.	Lowell, Middlesex	332,279	0	0	0	332,279
Fredjohn Corp.	Peabody, Essex	316,179	0	0	0	316,179
Aerovox Inc.	New Bedford, Bristol	231,170	250	0	0	231,420
Globe Mfg. Co.	Fall River, Bristol	229,144	1,535	0	0	230,679
Van Leer Metallized Products	Framingham, Middlesex	220,160	0	0	0	220,160

Top Ten Facilities for Air/Water/Land Releases

Facility	City, County	Air Emissions Pounds	Surface Water Discharges Pounds	Releases to Land Pounds	Air/Water/Land Releases Pounds
Rexham Graphics Inc.	South Hadley, Hampshire	810,356	0	0	810,356
Archer Rubber Co.	Milford, Worcester	502,157	0	0	502,157
Crown Cork & Seal Co. Inc.	Lawrence, Essex	344,173	0	0	344,173
Plymouth Rubber Co. Inc.	Canton, Norfolk	341,000	0	0	341,000
Polaroid Corp.	Waltham, Middlesex	340,591	20	0	340,611
Ideal Tape Co.	Lowell, Middlesex	332,279	0	0	332,279
Fredjohn Corp.	Peabody, Essex	316,179	0	0	316,179
Aerovox Inc.	New Bedford, Bristol	231,170	250	0	231,420
Globe Manufacturing Co.	Fall River, Bristol	229,144	1,535	0	230,679
Van Leer Metallized Products	Framingham, Middlesex	220,160	0	0	220,160

For More Information. . .

State Contact: Suzi Peck
(617) 292-5870 Fax (617) 556-1090

EPA Regional Contact: Dwight Peavey
(617) 565-4502 Fax (617) 565-4939

To obtain TRI data use assistance, call TRI User Support Service (TRI-US):
(202) 260-1531 Fax (202) 260-4659

1993 TOXICS RELEASE INVENTORY

MICHIGAN

Population	9,478,000
Total Facilities	970
Total Forms	3,759
National Rank for Total Releases	11
National Rank for Air/Water/Land Releases	10
Transfers into State	
Rank	8
Pounds	87,528,765
Transfers Out of State	
Rank	9
Pounds	92,807,860

Reported Releases and Waste Management Activities

	(pounds)
On-site Releases	81,998,546
Air Emissions	67,861,464
Surface Water Discharges	331,065
Underground Injection	4,674,279
Releases to Land	9,131,738
On-site Waste Management	573,200,972
Recycling	180,197,640
Energy Recovery	53,475,322
Treatment	339,528,010
Off-site Transfers for Further Waste Management	294,778,124
Recycling	168,278,116
Energy Recovery	70,479,924
Treatment	16,704,543
Publicly Owned Treatment Works (POTWs)	7,834,646
Disposal	31,343,649
Other Off-site Transfers	137,246

Top Five Chemicals for Total Releases

Chemical	Air Emissions Pounds	Surface Water Discharges Pounds	Under-ground Injection Pounds	Releases to Land Pounds	Total Releases Pounds
Toluene	11,640,506	561	200,620	80,516	11,922,203
Xylene (mixed isomers)	10,696,809	54	0	28,780	10,725,643
Copper compounds	5,305,908	1,056	0	3,700,348	9,007,312
Acetone	5,557,967	797	1,010,000	318,329	6,887,093
Methanol	3,156,614	8,020	2,500,000	230,597	5,895,231

Top Five Chemicals for Air/Water/Land Releases

Chemical	Air Emissions Pounds	Surface Water Discharges Pounds	Releases to Land Pounds	Total Releases Pounds
Toluene	11,640,506	561	80,516	11,721,583
Xylene (mixed isomers)	10,696,809	54	28,780	10,725,643
Copper compounds	5,305,908	1,056	3,700,348	9,007,312
Acetone	5,557,967	797	318,329	5,877,093
Methyl isobutyl ketone	3,598,480	10	58,741	3,657,231

1993 TOXICS RELEASE INVENTORY

MICHIGAN

Top Ten Facilities for Total Releases

Facility	City, County	Air Emissions Pounds	Surface Water Discharges Pounds	Underground Injection Pounds	Releases to Land Pounds	Total Releases Pounds
General Motors Corp.	Saginaw, Saginaw	324,173	0	0	4,172,015	4,496,188
American Tape Co.	Marysville, St Clair	4,462,227	0	0	0	4,462,227
Warner-Lambert Co.	Holland, Ottawa	97,608	0	3,396,043	0	3,493,651
Autoalliance International Inc	Flat Rock, Wayne	3,007,994	1,122	0	0	3,009,116
Upjohn Co.	Portage, Kalamazoo	2,086,965	3,310	776,455	0	2,866,730
Ford Motor Co.	Wayne, Wayne	1,733,637	0	0	0	1,733,637
General Motors Corp. Cadillac	Detroit, Wayne	1,633,125	0	0	0	1,633,125
General Motors Corp.	Pontiac, Oakland	1,523,625	0	0	0	1,523,625
Steelcase Inc.	Grand Rapids, Kent	1,321,283	0	0	0	1,321,283
General Motors Corp.	Lansing, Ingham	1,308,460	3	0	0	1,308,463

Top Ten Facilities for Air/Water/Land Releases

Facility	City, County	Air Emissions Pounds	Surface Water Discharges Pounds	Releases to Land Pounds	Air/Water/Land Releases Pounds
General Motors Corp.	Saginaw, Saginaw	324,173	0	4,172,015	4,496,188
American Tape Co.	Marysville, St Clair	4,462,227	0	0	4,462,227
Autoalliance International Inc	Flat Rock, Wayne	3,007,994	1,122	0	3,009,116
Upjohn Co.	Portage, Kalamazoo	2,086,965	3,310	0	2,090,275
Ford Motor Co.	Wayne, Wayne	1,733,637	0	0	1,733,637
General Motors Corp. Cadillac	Detroit, Wayne	1,633,125	0	0	1,633,125
General Motors Corp.	Pontiac, Oakland	1,523,625	0	0	1,523,625
Steelcase Inc.	Grand Rapids, Kent	1,321,283	0	0	1,321,283
General Motors Corp.	Lansing, Ingham	1,308,460	3	0	1,308,463
Ford Motor Co.	Wixom, Oakland	1,191,665	0	0	1,191,665

For More Information. . .

State Contact:
(517) 373-8481
Richard Jackson
Fax (517) 335-3624

EPA Regional Contact:
(312) 886-6219
Thelma Codina
Fax (312) 353-4342

To obtain TRI data use assistance, call TRI User Support Service (TRI-US):
(202) 260-1531 Fax (202) 260-4659

Copper Range Co. in White Pine was the largest releasing Michigan facility for both total and air/water/land releases reporting to TRI in 1993 with 3,784,000 pounds of releases. However, the facility is not included in the top ten list because it indicated that it is not a covered facility (currently, only manufacturing facilities are required to report under EPCRA section 313).

1993 TOXICS RELEASE INVENTORY

MINNESOTA

Population	4,517,000
Total Facilities	523
Total Forms	1,513
National Rank for Total Releases	27
National Rank for Air/Water/Land Releases	26
Transfers into State	
Rank	30
Pounds	9,483,329
Transfers Out of State	
Rank	34
Pounds	15,564,500

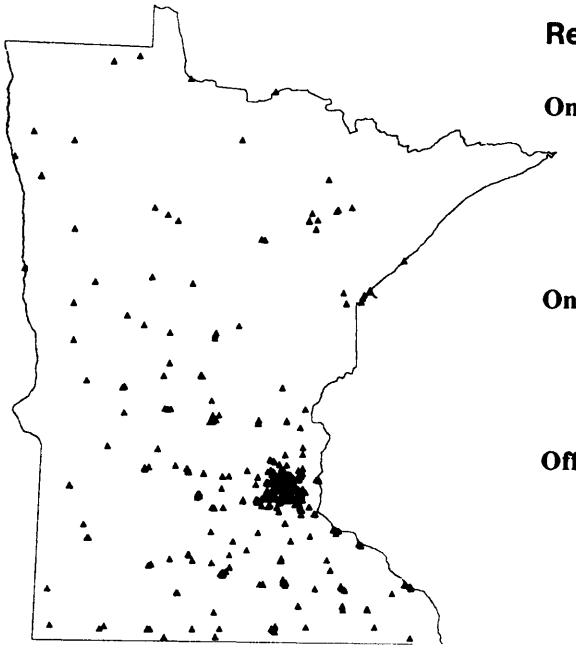

Reported Releases and Waste Management Activities

(pounds)

On-site Releases	24,980,209
Air Emissions	22,339,025
Surface Water Discharges	450,851
Underground Injection	48
Releases to Land	2,190,285
On-site Waste Management	181,674,222
Recycling	107,378,603
Energy Recovery	13,388,944
Treatment	60,906,675
Off-site Transfers for Further Waste Management	31,428,244
Recycling	17,480,487
Energy Recovery	5,386,483
Treatment	2,127,610
Publicly Owned Treatment Works (POTWs)	5,852,931
Disposal	580,733
Other Off-site Transfers	0

Top Five Chemicals for Total Releases

Chemical	Air Emissions Pounds	Surface Water Discharges Pounds	Under-ground Injection Pounds	Releases to Land Pounds	Total Releases Pounds
Toluene	3,885,900	163	0	0	3,886,063
Xylene (mixed isomers)	3,092,044	100	0	250	3,092,394
Methyl ethyl ketone	2,658,047	18	0	0	2,658,065
Methanol	1,615,312	18,014	0	2,100	1,635,426
Ammonia	842,591	388,898	0	210,356	1,441,845

Top Five Chemicals for Air/Water/Land Releases

Chemical	Air Emissions Pounds	Surface Water Discharges Pounds	Releases to Land Pounds	Total Releases Pounds
Toluene	3,885,900	163	0	3,886,063
Xylene (mixed isomers)	3,092,044	100	250	3,092,394
Methyl ethyl ketone	2,658,047	18	0	2,658,065
Methanol	1,615,312	18,014	2,100	1,635,426
Ammonia	842,591	388,898	210,356	1,441,845

1993 TOXICS RELEASE INVENTORY

MINNESOTA

Top Ten Facilities for Total Releases

Facility	City, County	Air Emissions Pounds	Surface Water Discharges Pounds	Underground Injection Pounds	Releases to Land Pounds	Total Releases Pounds
3M Co.	Hutchinson, Mc Leod	3,064,242	0	0	0	3,064,242
North Star Recycling	Saint Paul, Ramsey	0	0	0	1,955,000	1,955,000
Koch Refining Co.	Rosemount, Dakota	1,378,138	17,474	0	0	1,395,612
3M Co.	Cottage Grove, Washington	618,300	276,067	0	0	894,367
Ford Motor Co.	Saint Paul, Ramsey	817,642	0	0	0	817,642
Andersen Corp.	Bayport, Washington	617,423	0	0	0	617,423
3M Co.	Saint Paul, Ramsey	612,796	0	0	0	612,796
ICI Composites Inc.	Winona, Winona	596,930	0	0	0	596,930
Potlatch Corp.	Cloquet, Carlton	509,468	0	0	0	509,468
Crystal Cabinet Works Inc.	Princeton, Mille Lacs	476,724	0	0	0	476,724

Top Ten Facilities for Air/Water/Land Releases

Facility	City, County	Air Emissions Pounds	Surface Water Discharges Pounds	Releases to Land Pounds	Air/Water/Land Releases Pounds
3M Co.	Hutchinson, Mc Leod	3,064,242	0	0	3,064,242
North Star Recycling	Saint Paul, Ramsey	0	0	1,955,000	1,955,000
Koch Refining Co.	Rosemount, Dakota	1,378,138	17,474	0	1,395,612
3M Co.	Cottage Grove, Washington	618,300	276,067	0	894,367
Ford Motor Co.	Saint Paul, Ramsey	817,642	0	0	817,642
Andersen Corp.	Bayport, Washington	617,423	0	0	617,423
3M Co.	Saint Paul, Ramsey	612,796	0	0	612,796
ICI Composites Inc.	Winona, Winona	596,930	0	0	596,930
Potlatch Corp.	Cloquet, Carlton	509,468	0	0	509,468
Crystal Cabinet Works Inc.	Princeton, Mille Lacs	476,724	0	0	476,724

For More Information. . .

State Contact: Steven Tomlyanovich
(612) 282-5396 Fax (612) 296-0459

EPA Regional Contact: Thelma Codina
(312) 886-6219 Fax (312) 353-4342

To obtain TRI data use assistance, call TRI User Support Service (TRI-US):
(202) 260-1531 Fax (202) 260-4659

1993 TOXICS RELEASE INVENTORY

MISSISSIPPI

Population	2,643,000
Total Facilities	330
Total Forms	1,128
National Rank for Total Releases	5
National Rank for Air/Water/Land Releases	14
Transfers into State	
Rank	42
Pounds	1,061,925
Transfers Out of State	
Rank	1
Pounds	260,543,990

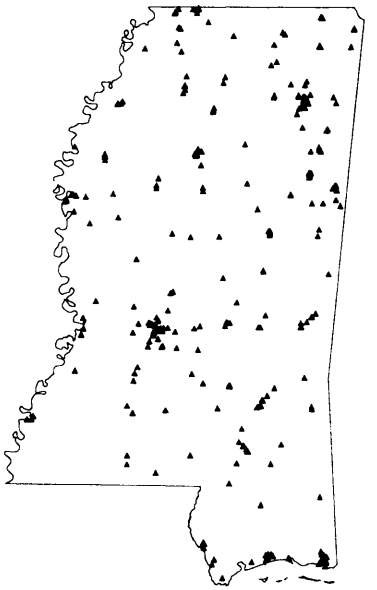

Reported Releases and Waste Management Activities

	(pounds)
On-site Releases	118,019,466
Air Emissions	48,213,352
Surface Water Discharges	1,776,442
Underground Injection	62,573,996
Releases to Land	5,455,676
On-site Waste Management	4,254,485,989
Recycling	4,056,877,520
Energy Recovery	28,395,095
Treatment	169,213,374
Off-site Transfers for Further Waste Management	265,983,154
Recycling	258,115,284
Energy Recovery	3,905,138
Treatment	1,606,017
Publicly Owned Treatment Works (POTWs)	927,638
Disposal	1,424,877
Other Off-site Transfers	4,200

Top Five Chemicals for Total Releases

Chemical	Air Emissions Pounds	Surface Water Discharges Pounds	Under-ground Injection Pounds	Releases to Land Pounds	Total Releases Pounds
Hydrochloric acid	1,609,150	0	56,000,000	64	57,609,214
Ammonia	6,602,615	629,553	0	861,910	8,094,078
Methanol	6,609,715	253,015	0	6,891	6,869,621
Sulfuric acid	170,543	392	6,521,124	22,428	6,714,487
Toluene	6,648,923	2,338	2,755	18,390	6,672,406

Top Five Chemicals for Air/Water/Land Releases

Chemical	Air Emissions Pounds	Surface Water Discharges Pounds	Releases to Land Pounds	Total Releases Pounds
Ammonia	6,602,615	629,553	861,910	8,094,078
Methanol	6,609,715	253,015	6,891	6,869,621
Toluene	6,648,923	2,338	18,390	6,669,651
Dichloromethane	5,489,071	82	0	5,489,153
Methyl ethyl ketone	4,493,096	6,213	7,353	4,506,662

1993 TOXICS RELEASE INVENTORY

MISSISSIPPI

Top Ten Facilities for Total Releases

Facility	City, County	Air Emissions Pounds	Surface Water Discharges Pounds	Underground Injection Pounds	Releases to Land Pounds	Total Releases Pounds
Du Pont Delisle	Pass Christian, Harrison	2,875,670	0	56,000,000	64	58,875,734
Engelhard Corp.	Jackson, Hinds	6,912	0	6,521,124	0	6,528,036
Kerr-Mcgee Chemical Corp.	Hamilton, Monroe	198,955	34,800	0	5,212,800	5,446,555
Mississippi Chemical Corp.	Yazoo City, Yazoo	4,647,652	710,943	0	0	5,358,595
Gencorp Polymer Products	Columbus, Lowndes	3,601,932	4	0	0	3,601,936
Ringier America Inc.	Corinth, Alcorn	2,734,080	0	0	0	2,734,080
Georgia-Pacific Corp.	Monticello, Lawrence	2,431,900	191,910	0	29,000	2,652,810
International Paper	Natchez, Adams	2,226,710	23,621	0	4,419	2,254,750
Chevron Products Co.	Pascagoula, Jackson	1,641,982	277,170	0	3,305	1,922,457
Heatcraft Inc.	Grenada, Grenada	1,430,759	0	0	0	1,430,759

Top Ten Facilities for Air/Water/Land Releases

Facility	City, County	Air Emissions Pounds	Surface Water Discharges Pounds	Releases to Land Pounds	Air/Water/Land Releases Pounds
Kerr-Mcgee Chemical Corp.	Hamilton, Monroe	198,955	34,800	5,212,800	5,446,555
Mississippi Chemical Corp.	Yazoo City, Yazoo	4,647,652	710,943	0	5,358,595
Gencorp Polymer Products	Columbus, Lowndes	3,601,932	4	0	3,601,936
Du Pont Delisle	Pass Christian, Harrison	2,875,670	0	64	2,875,734
Ringier America Inc.	Corinth, Alcorn	2,734,080	0	0	2,734,080
Georgia-Pacific Corp.	Monticello, Lawrence	2,431,900	191,910	29,000	2,652,810
International Paper	Natchez, Adams	2,226,710	23,621	4,419	2,254,750
Chevron Products Co.	Pascagoula, Jackson	1,641,982	277,170	3,305	1,922,457
Heatcraft Inc.	Grenada, Grenada	1,430,759	0	0	1,430,759
International Paper	Redwood, Warren	1,260,150	93,350	0	1,353,500

For More Information. . .

State Contact: John David Burns
(601) 960-9000 Fax (601) 352-8314

EPA Regional Contact: Pat Steed
(404) 347-1033 Ext. 36 Fax (404) 347-1681

To obtain TRI data use assistance, call TRI User Support Service (TRI-US):
(202) 260-1531 Fax (202) 260-4659

1993 TOXICS RELEASE INVENTORY

MISSOURI

Population	5,234,000
Total Facilities	590
Total Forms	1,979
National Rank for Total Releases	18
National Rank for Air/Water/Land Releases	18
Transfers into State	
Rank	12
Pounds	62,278,338
Transfers Out of State	
Rank	16
Pounds	51,362,138

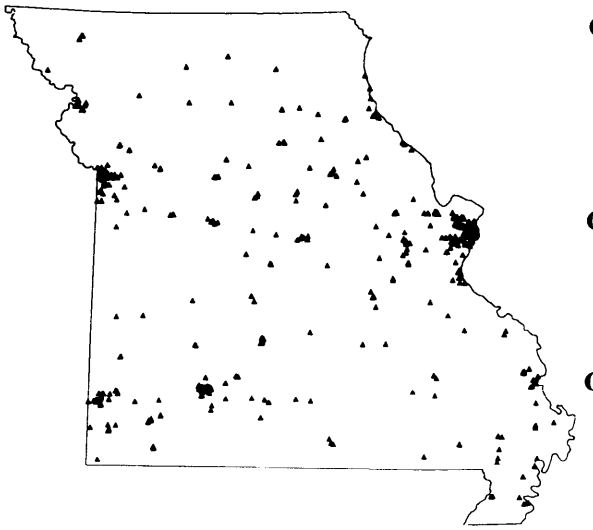

Reported Releases and Waste Management Activities

	(pounds)
On-site Releases	49,608,818
Air Emissions	32,687,733
Surface Water Discharges	1,440,396
Underground Injection	0
Releases to Land	15,480,689
On-site Waste Management	494,660,758
Recycling	161,724,971
Energy Recovery	229,861,700
Treatment	103,074,087
Off-site Transfers for Further Waste Management	99,067,531
Recycling	47,477,206
Energy Recovery	8,295,626
Treatment	18,062,200
Publicly Owned Treatment Works (POTWs)	21,901,305
Disposal	3,326,039
Other Off-site Transfers	5,155

Top Five Chemicals for Total Releases

Chemical	Air Emissions Pounds	Surface Water Discharges Pounds	Under-ground Injection Pounds	Releases to Land Pounds	Total Releases Pounds
Zinc compounds	198,569	718	0	5,860,737	6,060,024
Xylene (mixed isomers)	5,389,678	0	0	1,089	5,390,767
Toluene	4,316,920	390	0	2,559	4,319,869
Zinc (fume or dust)	10,933	46	0	4,013,850	4,024,829
Methyl ethyl ketone	2,968,387	550	0	4,939	2,973,876

Top Five Chemicals for Air/Water/Land Releases

Chemical	Air Emissions Pounds	Surface Water Discharges Pounds	Releases to Land Pounds	Total Releases Pounds
Zinc compounds	198,569	718	5,860,737	6,060,024
Xylene (mixed isomers)	5,389,678	0	1,089	5,390,767
Toluene	4,316,920	390	2,559	4,319,869
Zinc (fume or dust)	10,933	46	4,013,850	4,024,829
Methyl ethyl ketone	2,968,387	550	4,939	2,973,876

1993 TOXICS RELEASE INVENTORY

MISSOURI

Top Ten Facilities for Total Releases

Facility	City, County	Air Emissions Pounds	Surface Water Discharges Pounds	Underground Injection Pounds	Releases to Land Pounds	Total Releases Pounds
Doe Run Co.	Herculaneum, Jefferson	258,309	3,063	0	7,932,956	8,194,328
Asarco Inc.	Annapolis, Iron	218,170	86	0	6,867,046	7,085,302
Ford Motor Co.	Claycomo, Clay	2,689,968	0	0	0	2,689,968
Hercules Missouri Chemical Works	Louisiana, Pike	2,016,240	1,202	0	0	2,017,442
Ford Motor Co.	Hazelwood, St Louis	1,820,840	0	0	0	1,820,840
Sunbeam Outdoor Products	Neosho, Newton	1,126,951	0	0	0	1,126,951
Dyno Nobel Inc.	Louisiana, Pike	533,600	570,220	0	0	1,103,820
Chrysler Motors Corp.	Fenton, St Louis	1,033,910	0	0	0	1,033,910
General Motors Corp.	Wentzville, St Charles	871,844	0	0	0	871,844
Plastene Supply Co.	Portageville, New Madrid	706,697	1,588	0	0	708,285

Top Ten Facilities for Air/Water/Land Releases

Facility	City, County	Air Emissions Pounds	Surface Water Discharges Pounds	Releases to Land Pounds	Air/Water/Land Releases Pounds
Doe Run Co.	Herculaneum, Jefferson	258,309	3,063	7,932,956	8,194,328
Asarco Inc.	Annapolis, Iron	218,170	86	6,867,046	7,085,302
Ford Motor Co.	Claycomo, Clay	2,689,968	0	0	2,689,968
Hercules Missouri Chemical Works	Louisiana, Pike	2,016,240	1,202	0	2,017,442
Ford Motor Co.	Hazelwood, St Louis	1,820,840	0	0	1,820,840
Sunbeam Outdoor Products	Neosho, Newton	1,126,951	0	0	1,126,951
Dyno Nobel Inc.	Louisiana, Pike	533,600	570,220	0	1,103,820
Chrysler Motors Corp.	Fenton, St Louis	1,033,910	0	0	1,033,910
General Motors Corp.	Wentzville, St Charles	871,844	0	0	871,844
Plastene Supply Co.	Portageville, New Madrid	706,697	1,588	0	708,285

For More Information. . .

State Contact: Jim Penfold
(314) 526-6627 Fax (314) 526-3350

EPA Regional Contact: Jim Hirtz
(913) 551-7020 Fax (913) 551-7065

To obtain TRI data use assistance, call TRI User Support Service (TRI-US):

(202) 260-1531 Fax (202) 260-4659

1993 TOXICS RELEASE INVENTORY

MONTANA

Population	839,000
Total Facilities	23
Total Forms	142
National Rank for Total Releases	20
National Rank for Air/Water/Land Releases	20
Transfers into State	
Rank	33
Pounds	5,525,424
Transfers Out of State	
Rank	43
Pounds	2,068,825

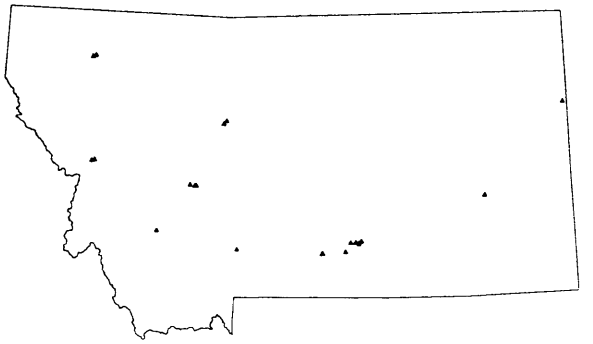

Reported Releases and Waste Management Activities

	(pounds)
On-site Releases	45,212,291
Air Emissions	2,395,245
Surface Water Discharges	182,387
Underground Injection	0
Releases to Land	42,634,659
On-site Waste Management	76,648,942
Recycling	38,598,872
Energy Recovery	6,209,700
Treatment	31,840,370
Off-site Transfers for Further Waste Management	2,111,960
Recycling	1,941,469
Energy Recovery	73,110
Treatment	10,785
Publicly Owned Treatment Works (POTWs)	27,822
Disposal	58,774
Other Off-site Transfers	0

Top Five Chemicals for Total Releases

Chemical	Air Emissions Pounds	Surface Water Discharges Pounds	Under-ground Injection Pounds	Releases to Land Pounds	Total Releases Pounds
Zinc compounds	46,008	36	0	33,691,898	33,737,942
Lead compounds	33,286	9	0	4,060,241	4,093,536
Manganese compounds	1,107	0	0	2,400,643	2,401,750
Copper compounds	14,251	0	0	1,150,268	1,164,519
Antimony compounds	1,131	0	0	652,380	653,511

Top Five Chemicals for Air/Water/Land Releases

Chemical	Air Emissions Pounds	Surface Water Discharges Pounds	Releases to Land Pounds	Total Releases Pounds
Zinc compounds	46,008	36	33,691,898	33,737,942
Lead compounds	33,286	9	4,060,241	4,093,536
Manganese compounds	1,107	0	2,400,643	2,401,750
Copper compounds	14,251	0	1,150,268	1,164,519
Antimony compounds	1,131	0	652,380	653,511

1993 TOXICS RELEASE INVENTORY

MONTANA

Top Ten Facilities for Total Releases

Facility	City, County	Air Emissions Pounds	Surface Water Discharges Pounds	Underground Injection Pounds	Releases to Land Pounds	Total Releases Pounds
Asarco Inc.	East Helena, Lewis and Clark	117,215	0	0	42,611,283	42,728,498
Stone Container Corp.	Missoula, Missoula	891,104	69,850	0	0	960,954
Exxon Billings Refinery	Billings, Yellowstone	243,320	74,121	0	1,241	318,682
Cenex Refinery	Laurel, Yellowstone	216,020	3,880	0	525	220,425
Columbia Falls Aluminum Co.	Columbia Falls, Flathead	214,899	500	0	0	215,399
Holly Sugar Corp.	Sidney, Richland	167,500	0	0	3,000	170,500
Conoco Billings Refinery	Billings, Yellowstone	95,505	34,036	0	0	129,541
Plum Creek Mfg. L.P.	Columbia Falls, Flathead	101,100	0	0	250	101,350
Rhone-Poulenc Basic Chemicals	Silver Bow, Silver Bow	94,478	0	0	0	94,478
Louisiana-Pacific Corp.	Missoula, Missoula	91,208	0	0	0	91,208

Top Ten Facilities for Air/Water/Land Releases

Facility	City, County	Air Emissions Pounds	Surface Water Discharges Pounds	Releases to Land Pounds	Air/Water/Land Releases Pounds
Asarco Inc.	East Helena, Lewis and Clark	117,215	0	42,611,283	42,728,498
Stone Container Corp.	Missoula, Missoula	891,104	69,850	0	960,954
Exxon Billings Refinery	Billings, Yellowstone	243,320	74,121	1,241	318,682
Cenex Refinery	Laurel, Yellowstone	216,020	3,880	525	220,425
Columbia Falls Aluminum Co.	Columbia Falls, Flathead	214,899	500	0	215,399
Holly Sugar Corp.	Sidney, Richland	167,500	0	3,000	170,500
Conoco Billings Refinery	Billings, Yellowstone	95,505	34,036	0	129,541
Plum Creek Mfg. L.P.	Columbia Falls, Flathead	101,100	0	250	101,350
Rhone-Poulenc Basic Chemicals	Silver Bow, Silver Bow	94,478	0	0	94,478
Louisiana-Pacific Corp.	Missoula, Missoula	91,208	0	0	91,208

For More Information. . .

State Contact:
(406) 444-2544
Tom Ellerhoff
Fax (406) 444-1374

EPA Regional Contact:
(303) 293-1735
Kathie Atencio
Fax (303) 293-1229

To obtain TRI data use assistance, call TRI User Support Service (TRI-US):
(202) 260-1531 Fax (202) 260-4659

1993 TOXICS RELEASE INVENTORY

NEBRASKA

Population	1,607,000
Total Facilities	172
Total Forms	526
National Rank for Total Releases	40
National Rank for Air/Water/Land Releases	39
Transfers into State	
Rank	39
Pounds	2,230,145
Transfers Out of State	
Rank	33
Pounds	16,015,939

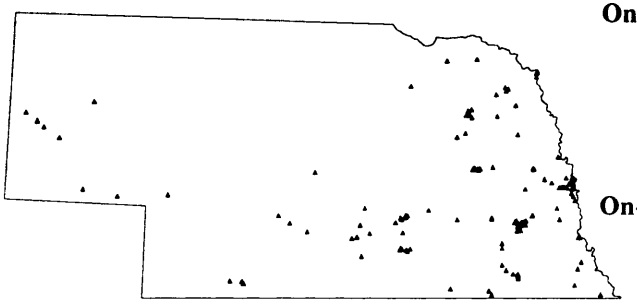

Reported Releases and Waste Management Activities

	(pounds)
On-site Releases	11,456,786
Air Emissions	10,811,341
Surface Water Discharges	339,827
Underground Injection	0
Releases to Land	305,618
On-site Waste Management	112,810,377
Recycling	91,742,615
Energy Recovery	3,086,329
Treatment	17,981,433
Off-site Transfers for Further Waste Management	38,649,528
Recycling	21,329,393
Energy Recovery	787,282
Treatment	2,595,999
Publicly Owned Treatment Works (POTWs)	1,248,693
Disposal	12,687,901
Other Off-site Transfers	260

Top Five Chemicals for Total Releases

Chemical	Air Emissions Pounds	Surface Water Discharges Pounds	Under-ground Injection Pounds	Releases to Land Pounds	Total Releases Pounds
Toluene	4,726,593	2,034	0	0	4,728,627
Ammonia	1,288,281	227,243	0	42,928	1,558,452
Xylene (mixed isomers)	1,186,194	5	0	0	1,186,199
Methyl ethyl ketone	673,979	10	0	0	673,989
Trichloroethylene	442,996	0	0	0	442,996

Top Five Chemicals for Air/Water/Land Releases

Chemical	Air Emissions Pounds	Surface Water Discharges Pounds	Releases to Land Pounds	Total Releases Pounds
Toluene	4,726,593	2,034	0	4,728,627
Ammonia	1,288,281	227,243	42,928	1,558,452
Xylene (mixed isomers)	1,186,194	5	0	1,186,199
Methyl ethyl ketone	673,979	10	0	673,989
Trichloroethylene	442,996	0	0	442,996

1993 TOXICS RELEASE INVENTORY

NEBRASKA

Top Ten Facilities for Total Releases

Facility	City, County	Air Emissions Pounds	Surface Water Discharges Pounds	Underground Injection Pounds	Releases to Land Pounds	Total Releases Pounds
Goodyear Tire & Rubber Co.	Lincoln, Lancaster	2,899,954	2,024	0	0	2,901,978
Nashua Corp.	Omaha, Douglas	1,291,500	0	0	0	1,291,500
Arcadian Fertilizer L.P.	Laplatte, Sarpy	494,096	1,250	0	403	495,749
Farmland Industries Inc.	Beatrice, Gage	408,660	48,800	0	0	457,460
Lackawanna Leather Co.	Omaha, Douglas	382,096	0	0	0	382,096
Anacomp Magnetics	Omaha, Douglas	301,000	0	0	58,000	359,000
Smithkline Beecham	Lincoln, Lancaster	295,850	0	0	0	295,850
Crown Beverage Packaging Inc.	Omaha, Douglas	286,300	0	0	0	286,300
Reinke Manufacturing Co. Inc.	Deshler, Thayer	265,444	0	0	285	265,729
Cominco Fertilizers U.S. Inc.	Beatrice, Gage	170,455	72,270	0	5	242,730

Top Ten Facilities for Air/Water/Land Releases

Facility	City, County	Air Emissions Pounds	Surface Water Discharges Pounds	Releases to Land Pounds	Air/Water/Land Releases Pounds
Goodyear Tire & Rubber Co.	Lincoln, Lancaster	2,899,954	2,024	0	2,901,978
Nashua Corp.	Omaha, Douglas	1,291,500	0	0	1,291,500
Arcadian Fertilizer L.P.	Laplatte, Sarpy	494,096	1,250	403	495,749
Farmland Industries Inc.	Beatrice, Gage	408,660	48,800	0	457,460
Lackawanna Leather Co.	Omaha, Douglas	382,096	0	0	382,096
Anacomp Magnetics	Omaha, Douglas	301,000	0	58,000	359,000
Smithkline Beecham	Lincoln, Lancaster	295,850	0	0	295,850
Crown Beverage Packaging Inc.	Omaha, Douglas	286,300	0	0	286,300
Reinke Manufacturing Co. Inc.	Deshler, Thayer	265,444	0	285	265,729
Cominco Fertilizers U.S. Inc.	Beatrice, Gage	170,455	72,270	5	242,730

For More Information. . .

State Contact: John Steinauer
(402) 471-4230 Fax (402) 471-2909

EPA Regional Contact: Jim Hirtz
(913) 551-7020 Fax (913) 551-7065

To obtain TRI data use assistance, call TRI User Support Service (TRI-US):
(202) 260-1531 Fax (202) 260-4659

1993 TOXICS RELEASE INVENTORY

NEVADA

Population	1,389,000
Total Facilities	39
Total Forms	97
National Rank for Total Releases	41
National Rank for Air/Water/Land Releases	40
Transfers into State	
Rank	40
Pounds	1,294,847
Transfers Out of State	
Rank	44
Pounds	698,186

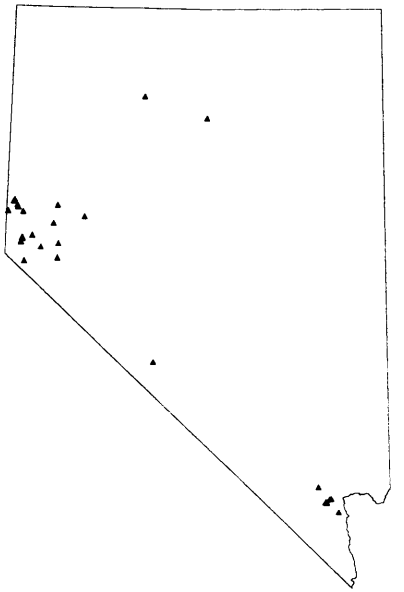

Reported Releases and Waste Management Activities

	(pounds)
On-site Releases	8,713,850
Air Emissions	1,052,163
Surface Water Discharges	0
Underground Injection	0
Releases to Land	7,661,687
On-site Waste Management	16,838,559
Recycling	5,257,550
Energy Recovery	0
Treatment	11,581,009
Off-site Transfers for Further Waste Management	779,723
Recycling	682,744
Energy Recovery	4,579
Treatment	17,379
Publicly Owned Treatment Works (POTWs)	7,279
Disposal	67,742
Other Off-site Transfers	0

Top Five Chemicals for Total Releases

Chemical	Air Emissions Pounds	Surface Water Discharges Pounds	Under-ground Injection Pounds	Releases to Land Pounds	Total Releases Pounds
Ammonium nitrate (solution)	125,839	0	0	4,686,582	4,812,421
Manganese compounds	37,729	0	0	2,272,100	2,309,829
Ammonia	235,918	0	0	548,504	784,422
Toluene	275,241	0	0	0	275,241
Manganese	3,719	0	0	105,752	109,471

Top Five Chemicals for Air/Water/Land Releases

Chemical	Air Emissions Pounds	Surface Water Discharges Pounds	Releases to Land Pounds	Total Releases Pounds
Ammonium nitrate (solution)	125,839	0	4,686,582	4,812,421
Manganese compounds	37,729	0	2,272,100	2,309,829
Ammonia	235,918	0	548,504	784,422
Toluene	275,241	0	0	275,241
Manganese	3,719	0	105,752	109,471

1993 TOXICS RELEASE INVENTORY

NEVADA

Top Ten Facilities for Total Releases

Facility	City, County	Air Emissions Pounds	Surface Water Discharges Pounds	Underground Injection Pounds	Releases to Land Pounds	Total Releases Pounds
Coastal Chem Inc.	Battle Mountain, Lander	341,332	0	0	5,235,336	5,576,668
Kerr-Mcgee Chemical Corp.	Henderson, Clark	59,848	0	0	2,273,327	2,333,175
R. R. Donnelley & Sons Co.	Reno, Washoe	226,402	0	0	0	226,402
Titanium Metals Corp.	Henderson, Clark	83,755	0	0	38,400	122,155
Kennametal Inc.	Fallon, Churchill	4,234	0	0	114,072	118,306
Carsonite International Corp.	Carson City, Carson City	84,455	0	0	0	84,455
O'Sullivan Plastics Corp.	Yerington, Lyon	45,016	0	0	0	45,016
Sun Chemical Corp.	Reno, Washoe	38,650	0	0	0	38,650
Capital Cabinet Corp.	North Las Vegas, Clark	37,379	0	0	0	37,379
H. C. Industries Inc.	Fernley, Lyon	26,426	0	0	0	26,426

Top Ten Facilities for Air/Water/Land Releases

Facility	City, County	Air Emissions Pounds	Surface Water Discharges Pounds	Releases to Land Pounds	Air/Water/Land Releases Pounds
Coastal Chem Inc.	Battle Mountain, Lander	341,332	0	5,235,336	5,576,668
Kerr-Mcgee Chemical Corp.	Henderson, Clark	59,848	0	2,273,327	2,333,175
R. R. Donnelley & Sons Co.	Reno, Washoe	226,402	0	0	226,402
Titanium Metals Corp.	Henderson, Clark	83,755	0	38,400	122,155
Kennametal Inc.	Fallon, Churchill	4,234	0	114,072	118,306
Carsonite International Corp.	Carson City, Carson City	84,455	0	0	84,455
O'Sullivan Plastics Corp.	Yerington, Lyon	45,016	0	0	45,016
Sun Chemical Corp.	Reno, Washoe	38,650	0	0	38,650
Capital Cabinet Corp.	North Las Vegas, Clark	37,379	0	0	37,379
H. C. Industries Inc.	Fernley, Lyon	26,426	0	0	26,426

For More Information. . .

State Contact:
(702) 687-5872
Kelli Hammack
Fax (702) 885-0868

EPA Regional Contact:
(415) 744-1116
Pam Tsai
Fax (415) 744-1073

To obtain TRI data use assistance, call TRI User Support Service (TRI-US):
(202) 260-1531 Fax (202) 260-4659

1993 TOXICS RELEASE INVENTORY

NEW HAMPSHIRE

Population	1,125,000
Total Facilities	126
Total Forms	343
National Rank for Total Releases	46
National Rank for Air/Water/Land Releases	45
Transfers into State	
Rank	46
Pounds	215,605
Transfers Out of State	
Rank	40
Pounds	6,945,011

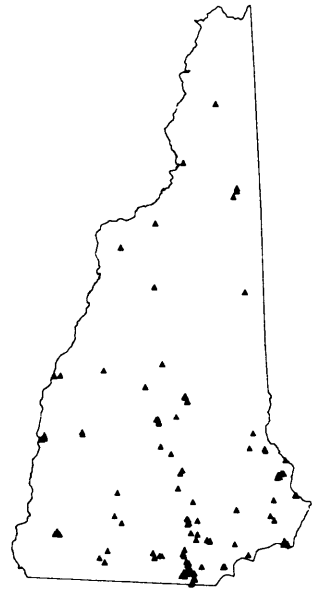

Reported Releases and Waste Management Activities

	(pounds)
On-site Releases	4,004,358
Air Emissions	3,926,805
Surface Water Discharges	66,329
Underground Injection	0
Releases to Land	11,224
On-site Waste Management	38,381,982
Recycling	20,824,046
Energy Recovery	1,168,673
Treatment	16,389,263
Off-site Transfers for Further Waste Management	8,746,221
Recycling	7,117,233
Energy Recovery	310,431
Treatment	415,357
Publicly Owned Treatment Works (POTWs)	445,404
Disposal	457,796
Other Off-site Transfers	0

Top Five Chemicals for Total Releases

Chemical	Air Emissions Pounds	Surface Water Discharges Pounds	Under-ground Injection Pounds	Releases to Land Pounds	Total Releases Pounds
Toluene	523,189	0	0	0	523,189
Methanol	493,942	11,835	0	1,696	507,473
Methyl ethyl ketone	480,109	58	0	3	480,170
Sulfuric acid	365,897	0	0	2,910	368,807
1,1,1-Trichloroethane	271,811	0	0	0	271,811

Top Five Chemicals for Air/Water/Land Releases

Chemical	Air Emissions Pounds	Surface Water Discharges Pounds	Releases to Land Pounds	Total Releases Pounds
Toluene	523,189	0	0	523,189
Methanol	493,942	11,835	1,696	507,473
Methyl ethyl ketone	480,109	58	3	480,170
Sulfuric acid	365,897	0	2,910	368,807
1,1,1-Trichloroethane	271,811	0	0	271,811

1993 TOXICS RELEASE INVENTORY

NEW HAMPSHIRE

Top Ten Facilities for Total Releases

Facility	City, County	Air Emissions Pounds	Surface Water Discharges Pounds	Underground Injection Pounds	Releases to Land Pounds	Total Releases Pounds
James River U.S. Holdings Inc.	Berlin, Coos	813,512	14,731	0	4,665	832,908
Nashua Corp.	Merrimack, Hillsborough	293,809	0	0	0	293,809
Bailey Manufacturing Corp.	Seabrook, Rockingham	206,680	0	0	0	206,680
James River Paper Co. Inc.	Gorham, Coos	192,265	0	0	0	192,265
Essex Group Inc.	Newmarket, Rockingham	191,722	0	0	0	191,722
Freudenberg-Nok General	Bristol, Grafton	122,265	0	0	0	122,265
General Electric Co.	Somersworth, Strafford	119,308	0	0	0	119,308
Hadco Corp.	Derry, Rockingham	95,884	307	0	0	96,191
Simplex Techs. Inc.	Newington, Rockingham	93,000	0	0	0	93,000
Batesville Casket Co. Inc.	Nashua, Hillsborough	85,000	0	0	0	85,000

Top Ten Facilities for Air/Water/Land Releases

Facility	City, County	Air Emissions Pounds	Surface Water Discharges Pounds	Releases to Land Pounds	Air/Water/Land Releases Pounds
James River U.S. Holdings Inc.	Berlin, Coos	813,512	14,731	4,665	832,908
Nashua Corp.	Merrimack, Hillsborough	293,809	0	0	293,809
Bailey Manufacturing Corp.	Seabrook, Rockingham	206,680	0	0	206,680
James River Paper Co. Inc.	Gorham, Coos	192,265	0	0	192,265
Essex Group Inc.	Newmarket, Rockingham	191,722	0	0	191,722
Freudenberg-Nok General	Bristol, Grafton	122,265	0	0	122,265
General Electric Co.	Somersworth, Strafford	119,308	0	0	119,308
Hadco Corp.	Derry, Rockingham	95,884	307	0	96,191
Simplex Techs. Inc.	Newington, Rockingham	93,000	0	0	93,000
Batesville Casket Co. Inc.	Nashua, Hillsborough	85,000	0	0	85,000

For More Information. . .

State Contact: Leland Kimball
(603) 271-2231 Fax (603) 225-7341

EPA Regional Contact: Dwight Peavey
(617) 565-4502 Fax (617) 565-4939

To obtain TRI data use assistance, call TRI User Support Service (TRI-US):
(202) 260-1531 Fax (202) 260-4659

1993 TOXICS RELEASE INVENTORY

NEW JERSEY

Population	7,879,000
Total Facilities	700
Total Forms	2,575
National Rank for Total Releases	32
National Rank for Air/Water/Land Releases	32
Transfers into State	
Rank	11
Pounds	64,951,840
Transfers Out of State	
Rank	7
Pounds	99,892,154

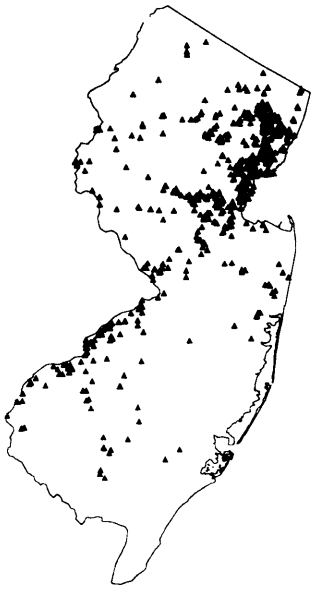

Reported Releases and Waste Management Activities

	(pounds)
On-site Releases	19,372,889
Air Emissions	15,438,767
Surface Water Discharges	3,296,633
Underground Injection	0
Releases to Land	637,489
On-site Waste Management	345,488,896
Recycling	80,113,034
Energy Recovery	18,265,525
Treatment	247,110,337
Off-site Transfers for Further Waste Management	181,031,534
Recycling	99,562,436
Energy Recovery	28,241,990
Treatment	10,416,001
Publicly Owned Treatment Works (POTWs)	38,828,620
Disposal	3,887,380
Other Off-site Transfers	95,107

Top Five Chemicals for Total Releases

Chemical	Air Emissions Pounds	Surface Water Discharges Pounds	Under-ground Injection Pounds	Releases to Land Pounds	Total Releases Pounds
Ammonia	1,121,080	1,758,075	0	0	2,879,155
Toluene	2,054,949	9,082	0	1,514	2,065,545
Acetone	1,639,769	517	0	0	1,640,286
Xylene (mixed isomers)	1,275,008	10,022	0	6	1,285,036
Methanol	1,064,290	7,772	0	0	1,072,062

Top Five Chemicals for Air/Water/Land Releases

Chemical	Air Emissions Pounds	Surface Water Discharges Pounds	Releases to Land Pounds	Total Releases Pounds
Ammonia	1,121,080	1,758,075	0	2,879,155
Toluene	2,054,949	9,082	1,514	2,065,545
Acetone	1,639,769	517	0	1,640,286
Xylene (mixed isomers)	1,275,008	10,022	6	1,285,036
Methanol	1,064,290	7,772	0	1,072,062

1993 TOXICS RELEASE INVENTORY

NEW JERSEY

Top Ten Facilities for Total Releases

Facility	City, County	Air Emissions Pounds	Surface Water Discharges Pounds	Underground Injection Pounds	Releases to Land Pounds	Total Releases Pounds
Du Pont	Deepwater, Salem	476,722	2,669,278	0	207,074	3,353,074
Ford Motor Co.	Edison, Middlesex	624,239	0	0	0	624,239
PMC Inc.	Kearny, Hudson	547,780	125	0	0	547,905
Exxon Bayway Chemical Plant	Linden, Union	489,129	23,502	0	0	512,631
Rona	Bayonne, Hudson	11,566	432,000	0	0	443,566
Du Pont Repauno Plant	Gibbstown, Gloucester	396,990	7,026	0	0	404,016
Permacel	North Brunswick, Middlesex	395,207	0	0	0	395,207
U.S. Pipe & Foundry Co.	Burlington, Burlington	89,569	0	0	286,652	376,221
Dri-Print Foils Inc.	Rahway, Union	347,073	0	0	0	347,073
Peerless Tube Co.	Bloomfield, Essex	343,692	0	0	0	343,692

Top Ten Facilities for Air/Water/Land Releases

Facility	City, County	Air Emissions Pounds	Surface Water Discharges Pounds	Releases to Land Pounds	Air/Water/Land Releases Pounds
Du Pont	Deepwater, Salem	476,722	2,669,278	207,074	3,353,074
Ford Motor Co.	Edison, Middlesex	624,239	0	0	624,239
PMC Inc.	Kearny, Hudson	547,780	125	0	547,905
Exxon Bayway Chemical Plant	Linden, Union	489,129	23,502	0	512,631
Rona	Bayonne, Hudson	11,566	432,000	0	443,566
Du Pont Repauno Plant	Gibbstown, Gloucester	396,990	7,026	0	404,016
Permacel	North Brunswick, Middlesex	395,207	0	0	395,207
U.S. Pipe & Foundry Co.	Burlington, Burlington	89,569	0	286,652	376,221
Dri-Print Foils Inc.	Rahway, Union	347,073	0	0	347,073
Peerless Tube Co.	Bloomfield, Essex	343,692	0	0	343,692

For More Information. . .

State Contact: Andrew Opperman
(609) 984-3219 Fax (609) 633-7031

EPA Regional Contact: Nora Lopez
(908) 906-6890 Fax (908) 321-6788

To obtain TRI data use assistance, call TRI User Support Service (TRI-US):
(202) 260-1531 Fax (202) 260-4659

Hercules, Inc. in Kenvil (Morris County) was the top-ranked facility for total releases and for air/water/land releases in 1992. However, it does not appear in these tables this year because its reporting forms were not received by EPA prior to publication of this report. According to the facility, its 1993 releases totalled 944,986 pounds (fugitive and stack air).

1993 TOXICS RELEASE INVENTORY

NEW MEXICO

Population	1,616,000
Total Facilities	41
Total Forms	140
National Rank for Total Releases	29
National Rank for Air/Water/Land Releases	28
Transfers into State	
Rank	48
Pounds	38,874
Transfers Out of State	
Rank	46
Pounds	605,877



Reported Releases and Waste Management Activities

	(pounds)
On-site Releases	23,830,114
Air Emissions	1,836,130
Surface Water Discharges	14,254
Underground Injection	0
Releases to Land	21,979,730
On-site Waste Management	45,797,553
Recycling	190,599
Energy Recovery	36,632,683
Treatment	8,974,271
Off-site Transfers for Further Waste Management	1,008,848
Recycling	390,388
Energy Recovery	170,931
Treatment	79,609
Publicly Owned Treatment Works (POTWs)	334,316
Disposal	33,604
Other Off-site Transfers	0

Top Five Chemicals for Total Releases

Chemical	Air Emissions Pounds	Surface Water Discharges Pounds	Under-ground Injection Pounds	Releases to Land Pounds	Total Releases Pounds
Copper compounds	266,632	0	0	21,511,643	21,778,275
Sulfuric acid	681,510	7,890	0	5	689,405
Barium compounds	750	0	0	456,298	457,048
Toluene	151,736	0	0	1,000	152,736
Acetone	128,542	0	0	0	128,542

Top Five Chemicals for Air/Water/Land Releases

Chemical	Air Emissions Pounds	Surface Water Discharges Pounds	Releases to Land Pounds	Total Releases Pounds
Copper compounds	266,632	0	21,511,643	21,778,275
Sulfuric acid	681,510	7,890	5	689,405
Barium compounds	750	0	456,298	457,048
Toluene	151,736	0	1,000	152,736
Acetone	128,542	0	0	128,542

1993 TOXICS RELEASE INVENTORY

NEW MEXICO

Top Ten Facilities for Total Releases

Facility	City, County	Air Emissions Pounds	Surface Water Discharges Pounds	Underground Injection Pounds	Releases to Land Pounds	Total Releases Pounds
Phelps Dodge Mining Co.	Playas, Hidalgo	643,105	0	0	14,130,654	14,773,759
Chino Mines Co.	Hurley, Grant	305,252	0	0	7,837,287	8,142,539
Giant Refining Co.	Jamestown, Mc Kinley	149,942	0	0	6,890	156,832
Bloomfield Refining Co.	Bloomfield, San Juan	136,625	0	0	1,760	138,385
Intel Corp.	Rio Rancho, Sandoval	134,208	0	0	0	134,208
Navajo Refining Co.	Artesia, Eddy	107,880	0	0	2,879	110,759
Ethicon Endo-Surgery	Albuquerque, Bernalillo	65,882	0	0	0	65,882
Honeywell Inc.	Albuquerque, Bernalillo	61,454	0	0	0	61,454
Philips Electronics Corp.	Albuquerque, Bernalillo	30,459	0	0	0	30,459
Scientific Ecology Group Inc.	Carlsbad, Eddy	24,679	0	0	0	24,679

Top Ten Facilities for Air/Water/Land Releases

Facility	City, County	Air Emissions Pounds	Surface Water Discharges Pounds	Releases to Land Pounds	Air/Water/Land Releases Pounds
Phelps Dodge Mining Co.	Playas, Hidalgo	643,105	0	14,130,654	14,773,759
Chino Mines Co.	Hurley, Grant	305,252	0	7,837,287	8,142,539
Giant Refining Co.	Jamestown, Mc Kinley	149,942	0	6,890	156,832
Bloomfield Refining Co.	Bloomfield, San Juan	136,625	0	1,760	138,385
Intel Corp.	Rio Rancho, Sandoval	134,208	0	0	134,208
Navajo Refining Co.	Artesia, Eddy	107,880	0	2,879	110,759
Ethicon Endo-Surgery	Albuquerque, Bernalillo	65,882	0	0	65,882
Honeywell Inc.	Albuquerque, Bernalillo	61,454	0	0	61,454
Philips Electronics Corp.	Albuquerque, Bernalillo	30,459	0	0	30,459
Scientific Ecology Group Inc.	Carlsbad, Eddy	24,679	0	0	24,679

For More Information. . .

State Contact: Max Johnson
(505) 827-9223 Fax (505) 827-3456

EPA Regional Contact: Warren Layne
(214) 665-8013 Fax (214) 665-2164

To obtain TRI data use assistance, call TRI User Support Service (TRI-US):
(202) 260-1531 Fax (202) 260-4659

1993 TOXICS RELEASE INVENTORY

NEW YORK

Population	18,197,000
Total Facilities	847
Total Forms	2,592
National Rank for Total Releases	19
National Rank for Air/Water/Land Releases	19
Transfers into State	
Rank	9
Pounds	83,790,130
Transfers Out of State	
Rank	12
Pounds	67,586,956

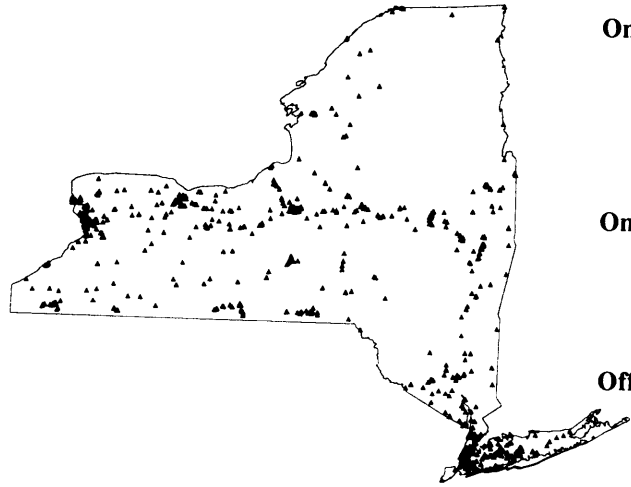

Reported Releases and Waste Management Activities

	(pounds)
On-site Releases	47,759,205
Air Emissions	44,854,984
Surface Water Discharges	1,779,140
Underground Injection	255
Releases to Land	1,124,826
On-site Waste Management	441,160,258
Recycling	192,461,269
Energy Recovery	22,002,172
Treatment	226,696,817
Off-site Transfers for Further Waste Management	108,501,495
Recycling	79,057,657
Energy Recovery	7,460,234
Treatment	7,296,850
Publicly Owned Treatment Works (POTWs)	8,468,446
Disposal	6,036,685
Other Off-site Transfers	181,623

Top Five Chemicals for Total Releases

Chemical	Air Emissions Pounds	Surface Water Discharges Pounds	Under-ground Injection Pounds	Releases to Land Pounds	Total Releases Pounds
Hydrochloric acid	6,174,267	709	0	461	6,175,437
Acetone	5,684,815	160,573	0	86	5,845,474
Toluene	5,820,716	3,015	0	930	5,824,661
Methanol	4,554,362	190,308	0	34,937	4,779,607
Dichloromethane	4,469,097	6,405	0	0	4,475,502

Top Five Chemicals for Air/Water/Land Releases

Chemical	Air Emissions Pounds	Surface Water Discharges Pounds	Releases to Land Pounds	Total Releases Pounds
Hydrochloric acid	6,174,267	709	461	6,175,437
Acetone	5,684,815	160,573	86	5,845,474
Toluene	5,820,716	3,015	930	5,824,661
Methanol	4,554,362	190,308	34,937	4,779,607
Dichloromethane	4,469,097	6,405	0	4,475,502

1993 TOXICS RELEASE INVENTORY

NEW YORK

Top Ten Facilities for Total Releases

Facility	City, County	Air Emissions Pounds	Surface Water Discharges Pounds	Underground Injection Pounds	Releases to Land Pounds	Total Releases Pounds
Eastman Kodak Co.	Rochester, Monroe	11,280,804	743,510	0	100	12,024,414
Bristol-Myers Squibb Co.	East Syracuse, Onondaga	3,252,302	265	0	0	3,252,567
General Electric Co.	Waterford, Saratoga	315,589	161,422	0	934,424	1,411,435
Corning Inc.	Canton, St Lawrence	1,336,954	0	0	0	1,336,954
Metal Container Corp.	New Windsor, Orange	880,500	0	0	0	880,500
Quebecor Printing Buffalo Inc.	Depew, Erie	876,997	0	0	0	876,997
Tesa Tape Inc.	Middletown, Orange	699,838	0	0	0	699,838
Niacet Corp.	Niagara Falls, Niagara	671,360	0	0	0	671,360
Pajco Products Inc.	Lowville, Lewis	669,842	0	0	0	669,842
General Motors Corp.	Lockport, Niagara	586,140	81,672	0	0	667,812

Top Ten Facilities for Air/Water/Land Releases

Facility	City, County	Air Emissions Pounds	Surface Water Discharges Pounds	Releases to Land Pounds	Air/Water/Land Releases Pounds
Eastman Kodak Co.	Rochester, Monroe	11,280,804	743,510	100	12,024,414
Bristol-Myers Squibb Co.	East Syracuse, Onondaga	3,252,302	265	0	3,252,567
General Electric Co.	Waterford, Saratoga	315,589	161,422	934,424	1,411,435
Corning Inc.	Canton, St Lawrence	1,336,954	0	0	1,336,954
Metal Container Corp.	New Windsor, Orange	880,500	0	0	880,500
Quebecor Printing Buffalo Inc.	Depew, Erie	876,997	0	0	876,997
Tesa Tape Inc.	Middletown, Orange	699,838	0	0	699,838
Niacet Corp.	Niagara Falls, Niagara	671,360	0	0	671,360
Pajco Products Inc.	Lowville, Lewis	669,842	0	0	669,842
General Motors Corp.	Lockport, Niagara	586,140	81,672	0	667,812

For More Information. . .

State Contact: (518) 457-4107 — William Miner, Fax (518) 457 4332

EPA Regional Contact: (908) 906-6890 — Nora Lopez, Fax (908) 321-6788

To obtain TRI data use assistance, call TRI User Support Service (TRI-US): (202) 260-1531 Fax (202) 260-4659

Occidental Chemical Corp. in Niagara Falls was the third largest New York facility for both total and air/water/land releases reporting to TRI in 1993 with 1,960,018 pounds of releases. However, the facility is not included in the top ten list because it indicated that it is not a covered facility (currently, only manufacturing facilities are required to report under EPCRA Section 313.)

1993 TOXICS RELEASE INVENTORY

NORTH CAROLINA

Population	6,945,000
Total Facilities	965
Total Forms	2,993
National Rank for Total Releases	10
National Rank for Air/Water/Land Releases	7
Transfers into State	
Rank	19
Pounds	29,925,137
Transfers Out of State	
Rank	6
Pounds	105,531,748

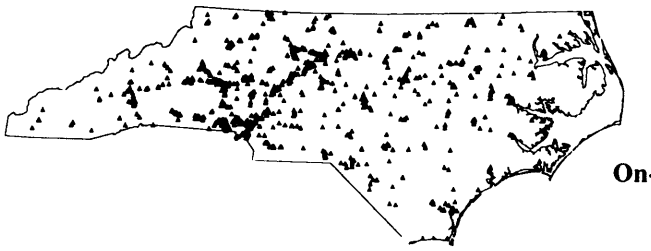

Reported Releases and Waste Management Activities

	(pounds)
On-site Releases	91,014,680
Air Emissions	74,182,818
Surface Water Discharges	735,905
Underground Injection	0
Releases to Land	16,095,957
On-site Waste Management	710,956,952
Recycling	336,747,571
Energy Recovery	30,474,428
Treatment	343,734,953
Off-site Transfers for Further Waste Management	124,593,345
Recycling	100,713,583
Energy Recovery	10,265,190
Treatment	5,199,707
Publicly Owned Treatment Works (POTWs)	3,585,272
Disposal	4,823,420
Other Off-site Transfers	6,173

Top Five Chemicals for Total Releases

Chemical	Air Emissions Pounds	Surface Water Discharges Pounds	Under-ground Injection Pounds	Releases to Land Pounds	Total Releases Pounds
Methanol	15,536,772	203,804	0	18,011	15,758,587
Toluene	11,654,839	15	0	501	11,655,355
Phosphoric acid	31,793	250	0	8,811,830	8,843,873
Chromium compounds	7,257	10,960	0	6,742,463	6,760,680
Acetone	5,922,485	40,335	0	40	5,962,860

Top Five Chemicals for Air/Water/Land Releases

Chemical	Air Emissions Pounds	Surface Water Discharges Pounds	Releases to Land Pounds	Total Releases Pounds
Methanol	15,536,772	203,804	18,011	15,758,587
Toluene	11,654,839	15	501	11,655,355
Phosphoric acid	31,793	250	8,811,830	8,843,873
Chromium compounds	7,257	10,960	6,742,463	6,760,680
Acetone	5,922,485	40,335	40	5,962,860

1993 TOXICS RELEASE INVENTORY

NORTH CAROLINA

Top Ten Facilities for Total Releases

Facility	City, County	Air Emissions Pounds	Surface Water Discharges Pounds	Underground Injection Pounds	Releases to Land Pounds	Total Releases Pounds
Texasgulf Inc.	Aurora, Beaufort	2,679,010	0	0	8,806,800	11,485,810
Occidental Chemical Corp.	Castle Hayne, New Hanover	4,817	74	0	6,700,904	6,705,795
Du Pont	Leland, Brunswick	3,815,000	15,456	0	24,854	3,855,310
Cape Industries	Wilmington, New Hanover	2,621,630	14,414	0	16,224	2,652,268
Champion International Corp.	Canton, Haywood	2,144,501	210,180	0	0	2,354,681
Weyerhaeuser Co.	Plymouth, Martin	2,092,665	19,320	0	0	2,111,985
Federal Paper Board Co. Inc.	Riegelwood, Columbus	1,896,081	22,080	0	42,000	1,960,161
Purolator Products Inc.	Fayetteville, Cumberland	1,490,075	0	0	0	1,490,075
Shuford Mills Inc.	Hickory, Catawba	1,471,534	0	0	0	1,471,534
Hickory Springs Mfg. Co.	Conover, Catawba	1,359,629	0	0	0	1,359,629

Top Ten Facilities for Air/Water/Land Releases

Facility	City, County	Air Emissions Pounds	Surface Water Discharges Pounds	Releases to Land Pounds	Air/Water/Land Releases Pounds
Texasgulf Inc.	Aurora, Beaufort	2,679,010	0	8,806,800	11,485,810
Occidental Chemical Corp.	Castle Hayne, New Hanover	4,817	74	6,700,904	6,705,795
Du Pont	Leland, Brunswick	3,815,000	15,456	24,854	3,855,310
Cape Industries	Wilmington, New Hanover	2,621,630	14,414	16,224	2,652,268
Champion International Corp.	Canton, Haywood	2,144,501	210,180	0	2,354,681
Weyerhaeuser Co.	Plymouth, Martin	2,092,665	19,320	0	2,111,985
Federal Paper Board Co. Inc.	Riegelwood, Columbus	1,896,081	22,080	42,000	1,960,161
Purolator Products Inc.	Fayetteville, Cumberland	1,490,075	0	0	1,490,075
Shuford Mills Inc.	Hickory, Catawba	1,471,534	0	0	1,471,534
Hickory Springs Mfg. Co.	Conover, Catawba	1,359,629	0	0	1,359,629

For More Information. . .

State Contact: Emily Kilpatrick
(919) 733-3865 Fax (919) 733-6327

EPA Regional Contact: Pat Steed
(404) 347-1033 Ext. 36 Fax (404) 347-1681

To obtain TRI data use assistance, call TRI User Support Service (TRI-US):
(202) 260-1531 Fax (202) 260-4659

1993 TOXICS RELEASE INVENTORY

NORTH DAKOTA

Population	635,000
Total Facilities	33
Total Forms	91
National Rank for Total Releases	50
National Rank for Air/Water/Land Releases	50
Transfers into State	
Rank	41
Pounds	1,191,563
Transfers Out of State	
Rank	51
Pounds	104,889



Reported Releases and Waste Management Activities

	(pounds)
On-site Releases	1,539,427
Air Emissions	1,467,998
Surface Water Discharges	70,147
Underground Injection	0
Releases to Land	1,282
On-site Waste Management	1,864,363
Recycling	12,136
Energy Recovery	0
Treatment	1,852,227
Off-site Transfers for Further Waste Management	525,837
Recycling	219,148
Energy Recovery	46,830
Treatment	61,531
Publicly Owned Treatment Works (POTWs)	194,415
Disposal	3,913
Other Off-site Transfers	0

Top Five Chemicals for Total Releases

Chemical	Air Emissions Pounds	Surface Water Discharges Pounds	Under-ground Injection Pounds	Releases to Land Pounds	Total Releases Pounds
Ammonia	577,123	69,633	0	750	647,506
Xylene (mixed isomers)	184,859	0	0	2	184,861
Methyl ethyl ketone	172,651	0	0	0	172,651
Toluene	102,000	0	0	1	102,001
1,1,1-Trichloroethane	72,313	0	0	0	72,313

Top Five Chemicals for Air/Water/Land Releases

Chemical	Air Emissions Pounds	Surface Water Discharges Pounds	Releases to Land Pounds	Total Releases Pounds
Ammonia	577,123	69,633	750	647,506
Xylene (mixed isomers)	184,859	0	2	184,861
Methyl ethyl ketone	172,651	0	0	172,651
Toluene	102,000	0	1	102,001
1,1,1-Trichloroethane	72,313	0	0	72,313

1993 TOXICS RELEASE INVENTORY

NORTH DAKOTA

Top Ten Facilities for Total Releases

Facility	City, County	Air Emissions Pounds	Surface Water Discharges Pounds	Underground Injection Pounds	Releases to Land Pounds	Total Releases Pounds
Amoco Oil Co.	Mandan, Morton	372,677	4,970	0	32	377,679
Minn-Dak Farmers Cooperative	Wahpeton, Richland	264,279	23,963	0	0	288,242
American Crystal Sugar Co.	Drayton, Pembina	141,950	40,700	0	750	183,400
American Crystal Sugar Co.	Hillsboro, Traill	162,750	0	0	0	162,750
Sioux Mfg. Corp.	Fort Totten, Benson	152,350	0	0	0	152,350
Melroe Co.	Gwinner, Sargent	74,725	0	0	0	74,725
Steiger Tractor Inc.	Fargo, Cass	50,622	9	0	0	50,631
Lucas Aerospace Flight	Jamestown, Stutsman	42,230	0	0	0	42,230
TIC United Corp.	Wahpeton, Richland	39,378	0	0	0	39,378
Nordic Fiberglass Inc.	Devils Lake, Ramsey	32,511	0	0	0	32,511

Top Ten Facilities for Air/Water/Land Releases

Facility	City, County	Air Emissions Pounds	Surface Water Discharges Pounds	Releases to Land Pounds	Air/Water/Land Releases Pounds
Amoco Oil Co.	Mandan, Morton	372,677	4,970	32	377,679
Minn-Dak Farmers Cooperative	Wahpeton, Richland	264,279	23,963	0	288,242
American Crystal Sugar Co.	Drayton, Pembina	141,950	40,700	750	183,400
American Crystal Sugar Co.	Hillsboro, Traill	162,750	0	0	162,750
Sioux Manufacturing Corp.	Fort Totten, Benson	152,350	0	0	152,350
Melroe Co.	Gwinner, Sargent	74,725	0	0	74,725
Steiger Tractor Inc.	Fargo, Cass	50,622	9	0	50,631
Lucas Aerospace Flight	Jamestown, Stutsman	42,230	0	0	42,230
TIC United Corp.	Wahpeton, Richland	39,378	0	0	39,378
Nordic Fiberglass Inc.	Devils Lake, Ramsey	32,511	0	0	32,511

For More Information. . .

State Contact: (701) 328-2111
Robert W. Johnston
Fax (701) 328-2119

EPA Regional Contact: (303) 293-1735
Kathie Atencio
Fax (303) 293-1229

To obtain TRI data use assistance, call TRI User Support Service (TRI-US):
(202) 260-1531 Fax (202) 260-4659

1993 TOXICS RELEASE INVENTORY

OHIO

Population	11,091,000
Total Facilities	1,669
Total Forms	5,907
National Rank for Total Releases	4
National Rank for Air/Water/Land Releases	4
Transfers into State	
Rank	4
Pounds	177,648,173
Transfers Out of State	
Rank	2
Pounds	146,735,739

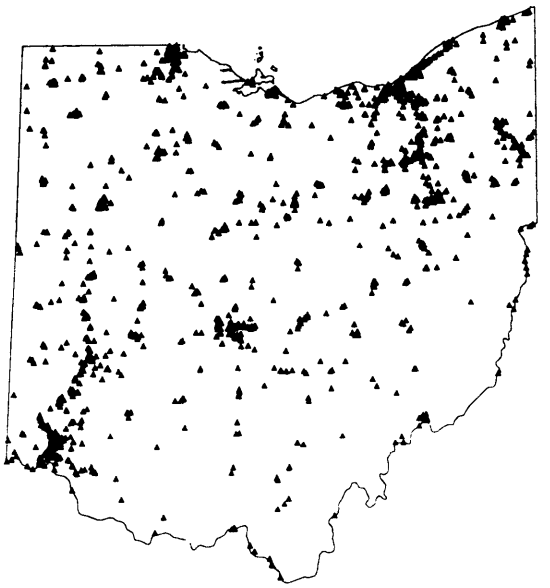

Reported Releases and Waste Management Activities

(pounds)

On-site Releases	138,034,559
Air Emissions	84,597,707
Surface Water Discharges	4,798,638
Underground Injection	25,865,489
Releases to Land	22,772,725
On-site Waste Management	1,048,668,493
Recycling	584,105,466
Energy Recovery	108,816,233
Treatment	355,746,794
Off-site Transfers for Further Waste Management	333,994,896
Recycling	200,292,570
Energy Recovery	31,009,831
Treatment	47,164,592
Publicly Owned Treatment Works (POTWs)	17,734,142
Disposal	37,752,061
Other Off-site Transfers	41,700

Top Five Chemicals for Total Releases

Chemical	Air Emissions Pounds	Surface Water Discharges Pounds	Under-ground Injection Pounds	Releases to Land Pounds	Total Releases Pounds
Ammonia	11,025,867	4,204,375	13,026,700	72,279	28,329,221
Manganese compounds	665,695	85,498	250	14,612,000	15,363,443
Xylene (mixed isomers)	9,031,128	157	0	309	9,031,594
Toluene	7,557,159	129	59	103	7,557,450
Hydrochloric acid	2,699,531	1	3,520,000	5	6,219,537

Top Five Chemicals for Air/Water/Land Releases

Chemical	Air Emissions Pounds	Surface Water Discharges Pounds	Releases to Land Pounds	Total Releases Pounds
Manganese compounds	665,695	85,498	14,612,000	15,363,193
Ammonia	11,025,867	4,204,375	72,279	15,302,521
Xylene (mixed isomers)	9,031,128	157	309	9,031,594
Toluene	7,557,159	129	103	7,557,391
Zinc compounds	247,285	22,153	5,524,986	5,794,424

1993 TOXICS RELEASE INVENTORY

OHIO

Top Ten Facilities for Total Releases

Facility	City, County	Air Emissions Pounds	Surface Water Discharges Pounds	Underground Injection Pounds	Releases to Land Pounds	Total Releases Pounds
BP Chemicals Inc.	Lima, Allen	214,380	0	20,406,300	0	20,620,680
Elkem Metals Co.	Marietta, Washington	4,556,572	3,968,000	0	10,080,000	18,604,572
AK Steel Corp.	Middletown, Butler	344,190	14,860	3,520,000	310,000	4,189,050
General Motors Corp.	Defiance, Defiance	354,458	22,265	0	3,148,094	3,524,817
Honda of America Mfg. Inc.	Marysville, Union	3,438,305	0	0	0	3,438,305
Arcadian Ohio L.P.	Lima, Allen	3,343,600	45,360	0	0	3,388,960
Wheeling-Pittsburgh Steel Corp	Mingo Junction, Jefferson	49,920	39,875	0	3,000,000	3,089,795
Aristech Chemical Corp.	Haverhill, Scioto	924,435	2,092	1,931,482	0	2,858,009
SCM Chemicals Americas	Ashtabula, Ashtabula	2,238,400	0	0	0	2,238,400
Stone Container Corp.	Coshocton, Coshocton	2,052,506	1,552	0	0	2,054,058

Top Ten Facilities for Air/Water/Land Releases

Facility	City, County	Air Emissions Pounds	Surface Water Discharges Pounds	Releases to Land Pounds	Air/Water/Land Releases Pounds
Elkem Metals Co.	Marietta, Washington	4,556,572	3,968,000	10,080,000	18,604,572
General Motors Corp.	Defiance, Defiance	354,458	22,265	3,148,094	3,524,817
Honda of America Mfg. Inc.	Marysville, Union	3,438,305	0	0	3,438,305
Arcadian Ohio L.P.	Lima, Allen	3,343,600	45,360	0	3,388,960
Wheeling-Pittsburgh Steel Corp	Mingo Junction, Jefferson	49,920	39,875	3,000,000	3,089,795
SCM Chemicals Americas	Ashtabula, Ashtabula	2,238,400	0	0	2,238,400
Stone Container Corp.	Coshocton, Coshocton	2,052,506	1,552	0	2,054,058
LTV Steel Co. Inc.	Cleveland, Cuyahoga	108,642	2,437	1,874,052	1,985,131
General Motors Corp.	Moraine, Montgomery	1,693,900	0	0	1,693,900
USS/Kobe Steel Co.	Lorain, Lorain	7,160	25,000	1,384,000	1,416,160

For More Information. . .

State Contact: Cindy DeWulf
(614) 664-4830 Fax (614) 644-3681

EPA Regional Contact: Thelma Codina
(312) 886-6219 Fax (312) 353-4342

To obtain TRI data use assistance, call TRI User Support Service (TRI-US):
(202) 260-1531 Fax (202) 260-4659

1993 TOXICS RELEASE INVENTORY

OKLAHOMA

Population	3,231,000
Total Facilities	255
Total Forms	836
National Rank for Total Releases	30
National Rank for Air/Water/Land Releases	30
Transfers into State	
Rank	32
Pounds	6,775,148
Transfers Out of State	
Rank	25
Pounds	27,887,142

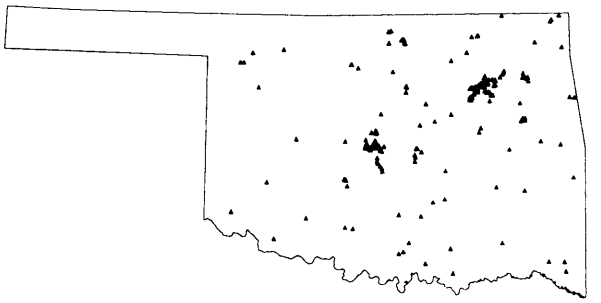

Reported Releases and Waste Management Activities

	(pounds)
On-site Releases	22,060,782
Air Emissions	17,228,991
Surface Water Discharges	418,143
Underground Injection	1,228,210
Releases to Land	3,185,438
On-site Waste Management	167,130,651
Recycling	106,293,704
Energy Recovery	5,490,915
Treatment	55,346,032
Off-site Transfers for Further Waste Management	36,361,455
Recycling	21,324,382
Energy Recovery	2,718,713
Treatment	912,252
Publicly Owned Treatment Works (POTWs)	195,438
Disposal	11,208,920
Other Off-site Transfers	1,750

Top Five Chemicals for Total Releases

Chemical	Air Emissions Pounds	Surface Water Discharges Pounds	Under-ground Injection Pounds	Releases to Land Pounds	Total Releases Pounds
Ammonia	4,794,045	161,016	141,320	68,082	5,164,463
Zinc compounds	41,752	3,270	9,576	2,263,570	2,318,168
Toluene	1,793,392	71	6,000	270	1,799,733
Methyl ethyl ketone	1,743,554	390	0	0	1,743,944
Xylene (mixed isomers)	1,563,056	71	0	283	1,563,410

Top Five Chemicals for Air/Water/Land Releases

Chemical	Air Emissions Pounds	Surface Water Discharges Pounds	Releases to Land Pounds	Total Releases Pounds
Ammonia	4,794,045	161,016	68,082	5,023,143
Zinc compounds	41,752	3,270	2,263,570	2,308,592
Toluene	1,793,392	71	270	1,793,733
Methyl ethyl ketone	1,743,554	390	0	1,743,944
Xylene (mixed isomers)	1,563,056	71	283	1,563,410

1993 TOXICS RELEASE INVENTORY

OKLAHOMA

Top Ten Facilities for Total Releases

Facility	City, County	Air Emissions Pounds	Surface Water Discharges Pounds	Underground Injection Pounds	Releases to Land Pounds	Total Releases Pounds
Farmland Industries Inc.	Enid, Garfield	3,733,060	33,250	0	505	3,766,815
Zinc Corp. of America	Bartlesville, Washington	43,427	0	13,848	2,690,214	2,747,489
Sun Refining & Marketing Co.	Tulsa, Tulsa	1,550,070	5,140	0	35	1,555,245
Wil-Gro Fertilizer	Pryor, Mayes	269,540	54,348	1,042,120	0	1,366,008
General Motors Corp.	Oklahoma City, Oklahoma	1,137,126	0	0	0	1,137,126
Petrolite	Barnsdall, Osage	930,660	0	6,000	0	936,660
Agricultural Minerals Ltd.	Verdigris, Rogers	512,000	223,151	128,300	1,250	864,701
Terra International Inc.	Woodward, Woodward	670,270	11,350	0	0	681,620
Xerox Corp.	Oklahoma City, Canadian	661,281	0	0	0	661,281
Fort Howard Corp.	Muskogee, Muskogee	537,000	7,450	0	93,312	637,762

Top Ten Facilities for Air/Water/Land Releases

Facility	City, County	Air Emissions Pounds	Surface Water Discharges Pounds	Releases to Land Pounds	Air/Water/Land Releases Pounds
Farmland Industries Inc.	Enid, Garfield	3,733,060	33,250	505	3,766,815
Zinc Corp. of America	Bartlesville, Washington	43,427	0	2,690,214	2,733,641
Sun Refining & Marketing Co.	Tulsa, Tulsa	1,550,070	5,140	35	1,555,245
General Motors Corp.	Oklahoma City, Oklahoma	1,137,126	0	0	1,137,126
Petrolite	Barnsdall, Osage	930,660	0	0	930,660
Agricultural Minerals Ltd.	Verdigris, Rogers	512,000	223,151	1,250	736,401
Terra International Inc.	Woodward, Woodward	670,270	11,350	0	681,620
Xerox Corp.	Oklahoma City, Canadian	661,281	0	0	661,281
Fort Howard Corp.	Muskogee, Muskogee	537,000	7,450	93,312	637,762
J. P. Emco Inc.	Ada, Pontotoc	507,320	0	0	507,320

For More Information. . .

State Contact: Monty Elder
(405) 271-8062 Fax (405) 271-1152

EPA Regional Contact: Warren Layne
(214) 665-8013 Fax (214) 665-2164

To obtain TRI data use assistance, call TRI User Support Service (TRI-US):

(202) 260-1531 Fax (202) 260-4659

1993 TOXICS RELEASE INVENTORY

OREGON

Population	3,032,000
Total Facilities	256
Total Forms	777
National Rank for Total Releases	31
National Rank for Air/Water/Land Releases	31
Transfers into State	
Rank	44
Pounds	878,527
Transfers Out of State	
Rank	36
Pounds	14,140,688

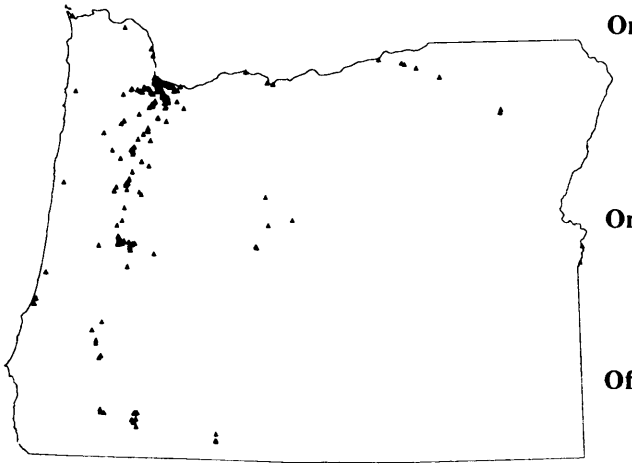

Reported Releases and Waste Management Activities

	(pounds)
On-site Releases	19,435,631
Air Emissions	16,903,135
Surface Water Discharges	562,627
Underground Injection	0
Releases to Land	1,969,869
On-site Waste Management	135,721,533
Recycling	41,951,929
Energy Recovery	9,065,600
Treatment	84,704,004
Off-site Transfers for Further Waste Management	23,820,882
Recycling	16,370,061
Energy Recovery	609,976
Treatment	699,817
Publicly Owned Treatment Works (POTWs)	4,827,587
Disposal	1,313,441
Other Off-site Transfers	0

Top Five Chemicals for Total Releases

Chemical	Air Emissions Pounds	Surface Water Discharges Pounds	Under-ground Injection Pounds	Releases to Land Pounds	Total Releases Pounds
Methanol	4,306,482	115,950	0	13,543	4,435,975
Toluene	2,590,648	0	0	0	2,590,648
Ammonia	1,356,676	259,470	0	465,797	2,081,943
Acetone	1,618,135	16,756	0	235	1,635,126
Hydrochloric acid	1,302,441	353	0	0	1,302,794

Top Five Chemicals for Air/Water/Land Releases

Chemical	Air Emissions Pounds	Surface Water Discharges Pounds	Releases to Land Pounds	Total Releases Pounds
Methanol	4,306,482	115,950	13,543	4,435,975
Toluene	2,590,648	0	0	2,590,648
Ammonia	1,356,676	259,470	465,797	2,081,943
Acetone	1,618,135	16,756	235	1,635,126
Hydrochloric acid	1,302,441	353	0	1,302,794

1993 TOXICS RELEASE INVENTORY

OREGON

Top Ten Facilities for Total Releases

Facility	City, County	Air Emissions Pounds	Surface Water Discharges Pounds	Underground Injection Pounds	Releases to Land Pounds	Total Releases Pounds
3M Co.	White City, Jackson	1,389,650	0	0	0	1,389,650
Boise Cascade Corp.	Saint Helens, Columbia	1,127,060	0	0	0	1,127,060
Glenbrook Nickel Co.	Riddle, Douglas	8,135	123	0	1,115,450	1,123,708
Rexham Graphics	Portland, Multnomah	950,000	0	0	0	950,000
Simpson Investment Co.	Portland, Multnomah	887,220	0	0	0	887,220
Weyerhaeuser Co.	Springfield, Lane	755,279	12,820	0	270	768,369
Pope & Talbot Inc.	Halsey, Linn	674,500	67,050	0	0	741,550
Georgia-Pacific Resins Inc.	Albany, Linn	655,100	0	0	0	655,100
James River Paper Co. Inc.	Clatskanie, Clatsop	397,582	200,443	0	3,153	601,178
Teledyne Wah Chang	Albany, Linn	478,600	69,500	0	0	548,100

Top Ten Facilities for Air/Water/Land Releases

Facility	City, County	Air Emissions Pounds	Surface Water Discharges Pounds	Releases to Land Pounds	Air/Water/Land Releases Pounds
3M Co.	White City, Jackson	1,389,650	0	0	1,389,650
Boise Cascade Corp.	Saint Helens, Columbia	1,127,060	0	0	1,127,060
Glenbrook Nickel Co.	Riddle, Douglas	8,135	123	1,115,450	1,123,708
Rexham Graphics	Portland, Multnomah	950,000	0	0	950,000
Simpson Investment Co.	Portland, Multnomah	887,220	0	0	887,220
Weyerhaeuser Co.	Springfield, Lane	755,279	12,820	270	768,369
Pope & Talbot Inc.	Halsey, Linn	674,500	67,050	0	741,550
Georgia-Pacific Resins Inc.	Albany, Linn	655,100	0	0	655,100
James River Paper Co. Inc.	Clatskanie, Clatsop	397,582	200,443	3,153	601,178
Teledyne Wah Chang	Albany, Linn	478,600	69,500	0	548,100

For More Information. . .

State Contact: Dennis Walthall
(503) 378-3473 Ext. 231 Fax (503) 373-1825

EPA Regional Contact: Phil Wong
(206) 553-4016 Fax (206) 553-8338

To obtain TRI data use assistance, call TRI User Support Service (TRI-US):
(202) 260-1531 Fax (202) 260-4659

1993 TOXICS RELEASE INVENTORY

PENNSYLVANIA

Population	12,048,000
Total Facilities	1,262
Total Forms	4,252
National Rank for Total Releases	16
National Rank for Air/Water/Land Releases	15
Transfers into State	
Rank	2
Pounds	220,214,791
Transfers Out of State	
Rank	5
Pounds	111,025,328

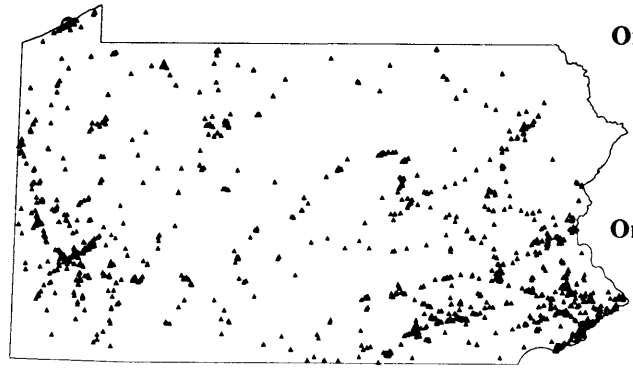

Reported Releases and Waste Management Activities

(pounds)

On-site Releases	54,082,286
Air Emissions	52,071,577
Surface Water Discharges	1,054,565
Underground Injection	3,202
Releases to Land	952,942
On-site Waste Management	1,031,615,091
Recycling	566,369,620
Energy Recovery	145,315,397
Treatment	319,930,074
Off-site Transfers for Further Waste Management	297,645,868
Recycling	180,137,012
Energy Recovery	20,462,927
Treatment	25,063,156
Publicly Owned Treatment Works (POTWs)	9,610,012
Disposal	61,777,620
Other Off-site Transfers	595,141

Top Five Chemicals for Total Releases

Chemical	Air Emissions Pounds	Surface Water Discharges Pounds	Under-ground Injection Pounds	Releases to Land Pounds	Total Releases Pounds
Toluene	9,734,285	19,044	0	1,310	9,754,639
Methyl ethyl ketone	4,624,810	84,210	0	33	4,709,053
Xylene (mixed isomers)	3,749,329	592	0	1,786	3,751,707
Ammonia	2,796,160	624,093	0	6,118	3,426,371
Dichloromethane	3,423,459	35	0	0	3,423,494

Top Five Chemicals for Air/Water/Land Releases

Chemical	Air Emissions Pounds	Surface Water Discharges Pounds	Releases to Land Pounds	Total Releases Pounds
Toluene	9,734,285	19,044	1,310	9,754,639
Methyl ethyl ketone	4,624,810	84,210	33	4,709,053
Xylene (mixed isomers)	3,749,329	592	1,786	3,751,707
Ammonia	2,796,160	624,093	6,118	3,426,371
Dichloromethane	3,423,459	35	0	3,423,494

1993 TOXICS RELEASE INVENTORY

PENNSYLVANIA

Top Ten Facilities for Total Releases

Facility	City, County	Air Emissions Pounds	Surface Water Discharges Pounds	Underground Injection Pounds	Releases to Land Pounds	Total Releases Pounds
P. H. Glatfelter Co.	Spring Grove, York	1,811,655	6,532	0	764	1,818,951
Kurz-Hastings Inc.	Philadelphia, Philadelphia	1,628,758	0	0	0	1,628,758
3M Co.	Bristol, Bucks	1,396,350	0	0	0	1,396,350
International Paper	Erie, Erie	1,342,980	1,960	0	2,579	1,347,519
Cabot Performance Materials	Boyertown, Berks	1,255,053	32,091	0	0	1,287,144
Resilite Sports Products Inc.	Northumberland, Northumberland	1,194,355	0	0	0	1,194,355
Du Pont Towanda Plant	Towanda, Bradford	1,152,740	0	0	0	1,152,740
Willamette Industries Inc.	Johnsonburg, Elk	1,006,964	2,413	2	1,036	1,010,415
Quebecor Printing Atglen Inc.	Atglen, Chester	982,900	22	0	0	982,922
Allied-Signal Inc.	Philadelphia, Philadelphia	958,254	0	0	0	958,254

Top Ten Facilities for Air/Water/Land Releases

Facility	City, County	Air Emissions Pounds	Surface Water Discharges Pounds	Releases to Land Pounds	Air/Water/Land Releases Pounds
P. H. Glatfelter Co.	Spring Grove, York	1,811,655	6,532	764	1,818,951
Kurz-Hastings Inc.	Philadelphia, Philadelphia	1,628,758	0	0	1,628,758
3M Co.	Bristol, Bucks	1,396,350	0	0	1,396,350
International Paper	Erie, Erie	1,342,980	1,960	2,579	1,347,519
Cabot Performance Materials	Boyertown, Berks	1,255,053	32,091	0	1,287,144
Resilite Sports Products Inc.	Northumberland, Northumberland	1,194,355	0	0	1,194,355
Du Pont Towanda Plant	Towanda, Bradford	1,152,740	0	0	1,152,740
Willamette Industries Inc.	Johnsonburg, Elk	1,006,964	2,413	1,036	1,010,413
Quebecor Printing Atglen Inc.	Atglen, Chester	982,900	22	0	982,922
Allied-Signal Inc.	Philadelphia, Philadelphia	958,254	0	0	958,254

For More Information. . .

State Contact: James Tinney
(717) 783-2071 Fax (717) 787-8363

EPA Regional Contact: Mikal Shabazz
(215) 597-3659 Fax (215) 597-3156

To obtain TRI data use assistance, call TRI User Support Service (TRI-US):

(202) 260-1531 Fax (202) 260-4659

1993 TOXICS RELEASE INVENTORY

PUERTO RICO

Population	3,580,000
Total Facilities	177
Total Forms	579
National Rank for Total Releases	35
National Rank for Air/Water/Land Releases	34
Transfers into State	
Rank	51
Pounds	0
Transfers Out of State	
Rank	39
Pounds	10,439,956

Reported Releases and Waste Management Activities

(pounds)

On-site Releases	13,414,400
Air Emissions	13,387,462
Surface Water Discharges	16,531
Underground Injection	0
Releases to Land	10,407
On-site Waste Management	56,012,160
Recycling	25,748,447
Energy Recovery	840
Treatment	30,262,873
Off-site Transfers for Further Waste Management	33,232,967
Recycling	14,610,091
Energy Recovery	8,217,141
Treatment	6,476,251
Publicly Owned Treatment Works (POTWs)	3,581,800
Disposal	347,434
Other Off-site Transfers	250

Top Five Chemicals for Total Releases

Chemical	Air Emissions Pounds	Surface Water Discharges Pounds	Under-ground Injection Pounds	Releases to Land Pounds	Total Releases Pounds
Dichloromethane	3,819,052	0	0	1,900	3,820,952
Acetone	2,421,836	0	0	0	2,421,836
Toluene	1,722,029	0	0	1,019	1,723,048
Methyl ethyl ketone	646,983	0	0	0	646,983
n-Butyl alcohol	640,222	0	0	0	640,222

Top Five Chemicals for Air/Water/Land Releases

Chemical	Air Emissions Pounds	Surface Water Discharges Pounds	Releases to Land Pounds	Total Releases Pounds
Dichloromethane	3,819,052	0	1,900	3,820,952
Acetone	2,421,836	0	0	2,421,836
Toluene	1,722,029	0	1,019	1,723,048
Methyl ethyl ketone	646,983	0	0	646,983
n-Butyl alcohol	640,222	0	0	640,222

1993 TOXICS RELEASE INVENTORY

PUERTO RICO

Top Ten Facilities for Total Releases

Facility	City, County	Air Emissions Pounds	Surface Water Discharges Pounds	Underground Injection Pounds	Releases to Land Pounds	Total Releases Pounds
Abbott Chemicals Inc.	Barceloneta, Barceloneta	2,155,214	0	0	0	2,155,214
Phillips P. R. Core Inc.	Guayama, Guayama	1,806,163	0	0	0	1,806,163
Upjohn Manufacturing Co.	Arecibo, Arecibo	1,742,566	0	0	0	1,742,566
Pfizer Pharmaceuticals Inc.	Barceloneta, Barceloneta	935,200	0	0	0	935,200
Puerto Rico Sun Oil Co.	Yabucoa, Yabucoa	798,230	4,700	0	0	802,930
Bristol-Myers Barceloneta Inc.	Barceloneta, Barceloneta	520,490	0	0	0	520,490
Schering-Plough Products Inc.	Las Piedras, Las Piedras	472,400	0	0	0	472,400
Coatings Inc. & Co.	Bayamon, Bayamon	406,273	0	0	0	406,273
Outdoor Footwear Co.	Isabela, Isabela	341,053	0	0	0	341,053
Schering-Plough Products Inc.	Manati, Manati	333,691	0	0	0	333,691

Top Ten Facilities for Air/Water/Land Releases

Facility	City, County	Air Emissions Pounds	Surface Water Discharges Pounds	Releases to Land Pounds	Air/Water/Land Releases Pounds
Abbott Chemicals Inc.	Barceloneta, Barceloneta	2,155,214	0	0	2,155,214
Phillips P. R. Core Inc.	Guayama, Guayama	1,806,163	0	0	1,806,163
Upjohn Manufacturing Co.	Arecibo, Arecibo	1,742,566	0	0	1,742,566
Pfizer Pharmaceuticals Inc.	Barceloneta, Barceloneta	935,200	0	0	935,200
Puerto Rico Sun Oil Co.	Yabucoa, Yabucoa	798,230	4,700	0	802,930
Bristol-Myers Barceloneta Inc.	Barceloneta, Barceloneta	520,490	0	0	520,490
Schering-Plough Products Inc.	Las Piedras, Las Piedras	472,400	0	0	472,400
Coatings Inc. & Co.	Bayamon, Bayamon	406,273	0	0	406,273
Outdoor Footwear Co.	Isabela, Isabela	341,053	0	0	341,053
Schering-Plough Products Inc.	Manati, Manati	333,691	0	0	333,691

For More Information. . .

State Contact:
(809) 766-8056
Genaro Torres
Fax (809) 766-2483

EPA Regional Contact:
(908) 906-6890
Nora Lopez
Fax (908) 321-6788

To obtain TRI data use assistance, call TRI User Support Service (TRI-US):
(202) 260-1531 Fax (202) 260-4659

1993 TOXICS RELEASE INVENTORY

RHODE ISLAND

Population	1,000,000
Total Facilities	158
Total Forms	439
National Rank for Total Releases	47
National Rank for Air/Water/Land Releases	46
Transfers into State	
Rank	35
Pounds	2,970,938
Transfers Out of State	
Rank	38
Pounds	12,117,606

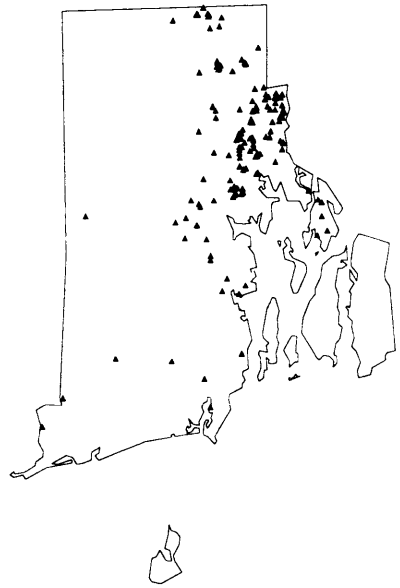

Reported Releases and Waste Management Activities

	(pounds)
On-site Releases	3,659,185
Air Emissions	3,525,422
Surface Water Discharges	133,763
Underground Injection	0
Releases to Land	0
On-site Waste Management	26,986,179
Recycling	12,673,871
Energy Recovery	275,643
Treatment	14,036,665
Off-site Transfers for Further Waste Management	17,095,366
Recycling	11,664,174
Energy Recovery	457,959
Treatment	533,093
Publicly Owned Treatment Works (POTWs)	1,925,027
Disposal	2,515,076
Other Off-site Transfers	37

Top Five Chemicals for Total Releases

Chemical	Air Emissions Pounds	Surface Water Discharges Pounds	Under-ground Injection Pounds	Releases to Land Pounds	Total Releases Pounds
Toluene	1,483,106	0	0	0	1,483,106
Methanol	474,623	0	0	0	474,623
Methyl ethyl ketone	439,264	0	0	0	439,264
Acetone	228,019	7,268	0	0	235,287
1,1,1-Trichloroethane	231,733	0	0	0	231,733

Top Five Chemicals for Air/Water/Land Releases

Chemical	Air Emissions Pounds	Surface Water Discharges Pounds	Releases to Land Pounds	Total Releases Pounds
Toluene	1,483,106	0	0	1,483,106
Methanol	474,623	0	0	474,623
Methyl ethyl ketone	439,264	0	0	439,264
Acetone	228,019	7,268	0	235,287
1,1,1-Trichloroethane	231,733	0	0	231,733

1993 TOXICS RELEASE INVENTORY

RHODE ISLAND

Top Ten Facilities for Total Releases

Facility	City, County	Air Emissions Pounds	Surface Water Discharges Pounds	Underground Injection Pounds	Releases to Land Pounds	Total Releases Pounds
Quebecor Printing	Providence, Providence	1,366,140	0	0	0	1,366,140
Premier Thread Co.	Bristol, Bristol	379,527	0	0	0	379,527
Kenyon Industries Inc.	Kenyon, Washington	182,732	0	0	0	182,732
Decorative Specialties Intl.	Johnston, Providence	171,736	0	0	0	171,736
Osram Sylvania Inc.	Central Falls, Providence	37,355	98,655	0	0	136,010
Stanley-Bostitch Inc.	East Greenwich, Kent	128,183	0	0	0	128,183
TPI Inc.	Warren, Bristol	104,907	0	0	0	104,907
Hoechst-Celanese Corp.	Coventry, Kent	34,437	35,098	0	0	69,535
ACS Industries	Woonsocket, Providence	68,934	0	0	0	68,934
Lloyd Manufacturing Corp.	Warren, Bristol	67,000	0	0	0	67,000

Top Ten Facilities for Air/Water/Land Releases

Facility	City, County	Air Emissions Pounds	Surface Water Discharges Pounds	Releases to Land Pounds	Air/Water/Land Releases Pounds
Quebecor Printing	Providence, Providence	1,366,140	0	0	1,366,140
Premier Thread Co.	Bristol, Bristol	379,527	0	0	379,527
Kenyon Industries Inc.	Kenyon, Washington	182,732	0	0	182,732
Decorative Specialties Intl.	Johnston, Providence	171,736	0	0	171,736
Osram Sylvania Inc.	Central Falls, Providence	37,355	98,655	0	136,010
Stanley-Bostitch Inc.	East Greenwich, Kent	128,183	0	0	128,183
TPI Inc.	Warren, Bristol	104,907	0	0	104,907
Hoechst-Celanese Corp.	Coventry, Kent	34,437	35,098	0	69,535
ACS Industries	Woonsocket, Providence	68,934	0	0	68,934
Lloyd Manufacturing Corp.	Warren, Bristol	67,000	0	0	67,000

For More Information. . .

State Contact: Martha Delaney Mulcahey
(401) 277-2808 ext. 7032 Fax (401) 277-2017

EPA Regional Contact: Dwight Peavey
(617) 565-4502 Fax (617) 565-4939

To obtain TRI data use assistance, call TRI User Support Service (TRI-US):
(202) 260-1531 Fax (202) 260-4659

1993 TOXICS RELEASE INVENTORY

SOUTH CAROLINA

Population	3,643,000
Total Facilities	493
Total Forms	1,886
National Rank for Total Releases	14
National Rank for Air/Water/Land Releases	12
Transfers into State	
Rank	7
Pounds	88,177,832
Transfers Out of State	
Rank	8
Pounds	95,617,888

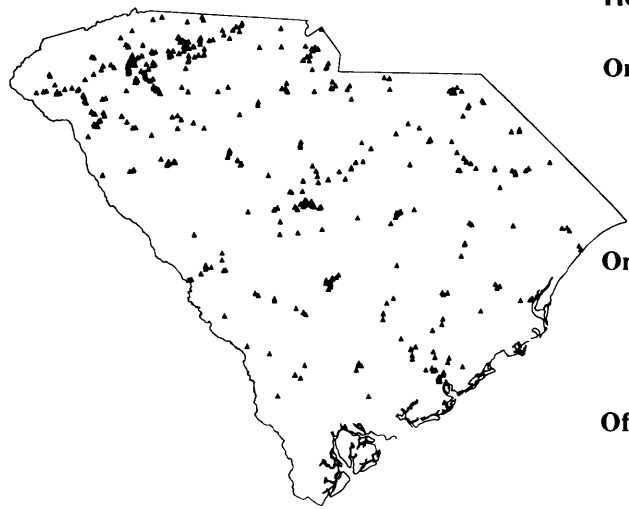

Reported Releases and Waste Management Activities

	(pounds)
On-site Releases	59,103,879
Air Emissions	56,981,880
Surface Water Discharges	963,027
Underground Injection	0
Releases to Land	1,158,972
On-site Waste Management	509,807,534
Recycling	230,873,968
Energy Recovery	99,260,569
Treatment	179,672,997
Off-site Transfers for Further Waste Management	142,310,982
Recycling	118,435,540
Energy Recovery	10,029,008
Treatment	7,650,416
Publicly Owned Treatment Works (POTWs)	2,484,168
Disposal	3,711,850
Other Off-site Transfers	0

Top Five Chemicals for Total Releases

Chemical	Air Emissions Pounds	Surface Water Discharges Pounds	Under-ground Injection Pounds	Releases to Land Pounds	Total Releases Pounds
Methanol	17,410,594	152,896	0	73,857	17,637,347
Acetone	6,544,375	35,028	0	8,755	6,588,158
Toluene	6,082,360	270	0	754	6,083,384
Ammonia	3,714,232	321,784	0	159,431	4,195,447
Hydrochloric acid	3,612,818	5	0	650	3,613,473

Top Five Chemicals for Air/Water/Land Releases

Chemical	Air Emissions Pounds	Surface Water Discharges Pounds	Releases to Land Pounds	Total Releases Pounds
Methanol	17,410,594	152,896	73,857	17,637,347
Acetone	6,544,375	35,028	8,755	6,588,158
Toluene	6,082,360	270	754	6,083,384
Ammonia	3,714,232	321,784	159,431	4,195,447
Hydrochloric acid	3,612,818	5	650	3,613,473

1993 TOXICS RELEASE INVENTORY

SOUTH CAROLINA

Top Ten Facilities for Total Releases

Facility	City, County	Air Emissions Pounds	Surface Water Discharges Pounds	Underground Injection Pounds	Releases to Land Pounds	Total Releases Pounds
Westinghouse Electric Corp.	Hampton, Hampton	5,425,690	31	0	0	5,425,721
Westvaco Corp.	North Charleston, Charleston	5,280,208	17,691	0	0	5,297,899
Hoechst-Celanese Corp.	Rock Hill, York	3,394,423	11,802	0	0	3,406,225
Stone Container Corp.	Florence, Florence	3,040,342	9,576	0	0	3,049,918
Anchor Continental Inc.	Columbia, Richland	2,751,900	0	0	0	2,751,900
Bowater Inc.	Catawba, York	2,167,795	198,710	0	63,965	2,430,470
International Paper	Georgetown, Georgetown	2,241,272	80,729	0	0	2,322,001
Carolina Eastman	Columbia, Calhoun	2,197,196	72,926	0	23,027	2,293,149
Union Camp Corp.	Eastover, Richland	2,241,850	7,815	0	15,415	2,265,080
Teepak Inc.	Swansea, Calhoun	1,330,000	52,000	0	0	1,382,000

Top Ten Facilities for Air/Water/Land Releases

Facility	City, County	Air Emissions Pounds	Surface Water Discharges Pounds	Releases to Land Pounds	Air/Water/Land Releases Pounds
Westinghouse Electric Corp.	Hampton, Hampton	5,425,690	31	0	5,425,721
Westvaco Corp.	North Charleston, Charleston	5,280,208	17,691	0	5,297,899
Hoechst-Celanese Corp.	Rock Hill, York	3,394,423	11,802	0	3,406,225
Stone Container Corp.	Florence, Florence	3,040,342	9,576	0	3,049,918
Anchor Continental Inc.	Columbia, Richland	2,751,900	0	0	2,751,900
Bowater Inc.	Catawba, York	2,167,795	198,710	63,965	2,430,470
International Paper	Georgetown, Georgetown	2,241,272	80,729	0	2,322,001
Carolina Eastman	Columbia, Calhoun	2,197,196	72,926	23,027	2,293,149
Union Camp Corp.	Eastover, Richland	2,241,850	7,815	15,415	2,265,080
Teepak Inc.	Swansea, Calhoun	1,330,000	52,000	0	1,382,000

For More Information. . .

State Contact: Michael Juras
(803) 896-4117 Fax (803) 896-4002

EPA Regional Contact: Pat Steed
(404) 347-1033 Ext. 36 Fax (404) 347-1681

To obtain TRI data use assistance, call TRI User Support Service (TRI-US):
(202) 260-1531 Fax (202) 260-4659

1993 TOXICS RELEASE INVENTORY

SOUTH DAKOTA

Population	715,000
Total Facilities	64
Total Forms	120
National Rank for Total Releases	48
National Rank for Air/Water/Land Releases	48
Transfers into State	
Rank	47
Pounds	93,240
Transfers Out of State	
Rank	48
Pounds	529,935

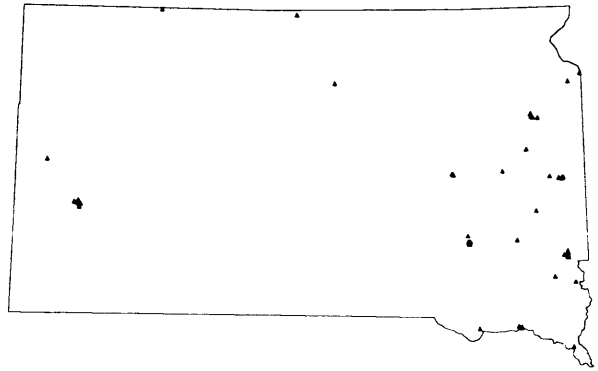

Reported Releases and Waste Management Activities

(pounds)

On-site Releases	2,006,951
Air Emissions	1,799,323
Surface Water Discharges	15,018
Underground Injection	0
Releases to Land	192,610
On-site Waste Management	66,586,613
Recycling	36,869,073
Energy Recovery	766,600
Treatment	28,950,940
Off-site Transfers for Further Waste Management	814,547
Recycling	290,928
Energy Recovery	212,101
Treatment	53,737
Publicly Owned Treatment Works (POTWs)	192,453
Disposal	65,328
Other Off-site Transfers	0

Top Five Chemicals for Total Releases

Chemical	Air Emissions Pounds	Surface Water Discharges Pounds	Under-ground Injection Pounds	Releases to Land Pounds	Total Releases Pounds
Xylene (mixed isomers)	703,197	0	0	0	703,197
Toluene	192,663	0	0	0	192,663
Methyl ethyl ketone	139,162	0	0	0	139,162
Nitric acid	2,759	0	0	119,496	122,255
Ammonia	90,000	15,000	0	0	105,000

Top Five Chemicals for Air/Water/Land Releases

Chemical	Air Emissions Pounds	Surface Water Discharges Pounds	Releases to Land Pounds	Total Releases Pounds
Xylene (mixed isomers)	703,197	0	0	703,197
Toluene	192,663	0	0	192,663
Methyl ethyl ketone	139,162	0	0	139,162
Nitric acid	2,759	0	119,496	122,255
Ammonia	90,000	15,000	0	105,000

1993 TOXICS RELEASE INVENTORY

SOUTH DAKOTA

Top Ten Facilities for Total Releases

Facility	City, County	Air Emissions Pounds	Surface Water Discharges Pounds	Underground Injection Pounds	Releases to Land Pounds	Total Releases Pounds
3M Health Care	Brookings, Brookings	363,950	0	0	0	363,950
Starmark Inc.	Sioux Falls, Minnehaha	250,000	0	0	0	250,000
Alumax Extrusions Inc.	Yankton, Yankton	209,910	0	0	0	209,910
Stella Foods Inc.	Big Stone City, Grant	0	0	0	192,610	192,610
John Morrell & Co.	Sioux Falls, Minnehaha	90,000	15,013	0	0	105,013
SMC Corp.	Sioux Falls, Minnehaha	93,393	0	0	0	93,393
Enercept Inc.	Watertown, Codington	83,741	0	0	0	83,741
Trail King Industries Inc.	Mitchell, Davison	74,763	0	0	0	74,763
Trail King Industries Inc.	Mitchell, Davison	68,210	0	0	0	68,210
Merillat Industries Inc.	Rapid City, Pennington	67,950	0	0	0	67,950

Top Ten Facilities for Air/Water/Land Releases

Facility	City, County	Air Emissions Pounds	Surface Water Discharges Pounds	Releases to Land Pounds	Air/Water/Land Releases Pounds
3M Health Care	Brookings, Brookings	363,950	0	0	363,950
Starmark Inc.	Sioux Falls, Minnehaha	250,000	0	0	250,000
Alumax Extrusions Inc.	Yankton, Yankton	209,910	0	0	209,910
Stella Foods Inc.	Big Stone City, Grant	0	0	192,610	192,610
John Morrell & Co.	Sioux Falls, Minnehaha	90,000	15,013	0	105,013
SMC Corp.	Sioux Falls, Minnehaha	93,393	0	0	93,393
Enercept Inc.	Watertown, Codington	83,741	0	0	83,741
Trail King Industries Inc.	Mitchell, Davison	74,763	0	0	74,763
Trail King Industries Inc.	Mitchell, Davison	68,210	0	0	68,210
Merillat Industries Inc.	Rapid City, Pennington	67,950	0	0	67,950

For More Information. . .

State Contact:
(605) 773-3296
Lee Ann Smith
Fax (605) 773-6035

EPA Regional Contact:
(303) 293-1735
Kathie Atencio
Fax (303) 293-1229

To obtain TRI data use assistance, call TRI User Support Service (TRI-US):
(202) 260-1531 Fax (202) 260-4659

1993 TOXICS RELEASE INVENTORY

TENNESSEE

Population	5,099,000
Total Facilities	694
Total Forms	2,297
National Rank for Total Releases	3
National Rank for Air/Water/Land Releases	3
Transfers into State	
Rank	13
Pounds	55,276,204
Transfers Out of State	
Rank	21
Pounds	36,171,245

Reported Releases and Waste Management Activities

(pounds)

On-site Releases	188,207,643
Air Emissions	116,734,579
Surface Water Discharges	2,263,941
Underground Injection	62,224,840
Releases to Land	6,984,283
On-site Waste Management	450,451,603
Recycling	186,797,678
Energy Recovery	64,026,756
Treatment	199,627,169
Off-site Transfers for Further Waste Management	86,082,874
Recycling	43,699,761
Energy Recovery	9,794,572
Treatment	3,598,948
Publicly Owned Treatment Works (POTWs)	19,410,913
Disposal	9,576,246
Other Off-site Transfers	2,434

Top Five Chemicals for Total Releases

Chemical	Air Emissions Pounds	Surface Water Discharges Pounds	Under-ground Injection Pounds	Releases to Land Pounds	Total Releases Pounds
Hydrochloric acid	4,347,458	34	49,000,000	455	53,347,947
Carbon disulfide	29,003,644	18,273	0	0	29,021,917
Acetone	27,052,867	18,849	0	8,064	27,079,780
Toluene	13,284,667	13,814	0	29,585	13,328,066
Ammonia	5,235,674	347,532	6,914,441	8,637	12,506,284

Top Five Chemicals for Air/Water/Land Releases

Chemical	Air Emissions Pounds	Surface Water Discharges Pounds	Releases to Land Pounds	Total Releases Pounds
Carbon disulfide	29,003,644	18,273	0	29,021,917
Acetone	27,052,867	18,849	8,064	27,079,780
Toluene	13,284,667	13,814	29,585	13,328,066
Methanol	8,238,003	18,768	14,800	8,271,571
Xylene (mixed isomers)	6,909,421	1,240	16,817	6,927,478

1993 TOXICS RELEASE INVENTORY

TENNESSEE

Top Ten Facilities for Total Releases

Facility	City, County	Air Emissions Pounds	Surface Water Discharges Pounds	Underground Injection Pounds	Releases to Land Pounds	Total Releases Pounds
Du Pont	New Johnsonville, Humphreys	2,215,700	0	49,000,000	0	51,215,700
Eastman Chemical Co.	Kingsport, Sullivan	29,027,863	233,428	0	78,386	29,339,677
Lenzing Fibers Corp.	Lowland, Hamblen	22,250,765	21,750	0	0	22,272,515
Zeneca Specialties	Mt. Pleasant, Maury	204,674	0	13,224,585	0	13,429,259
Chemetals Inc.	New Johnsonville, Humphreys	220,712	891	0	5,463,290	5,684,893
Arcadian Fertilizer L.P.	Millington, Shelby	4,029,229	9,937	0	0	4,039,166
North American Rayon Corp.	Elizabethton, Carter	3,651,505	120,150	0	30	3,771,685
Holliston Mills Inc.	Church Hill, Hawkins	2,922,628	53	0	234	2,922,915
Nissan Motor Mfg. Corp. USA	Smyrna, Rutherford	2,519,315	0	0	0	2,519,315
Viskase Corp.	Loudon, Loudon	2,129,000	0	0	0	2,129,000

Top Ten Facilities for Air/Water/Land Releases

Facility	City, County	Air Emissions Pounds	Surface Water Discharges Pounds	Releases to Land Pounds	Air/Water/Land Releases Pounds
Eastman Chemical Co.	Kingsport, Sullivan	29,027,863	233,428	78,386	29,339,677
Lenzing Fibers Corp.	Lowland, Hamblen	22,250,765	21,750	0	22,272,515
Chemetals Inc.	New Johnsonville, Humphreys	220,712	891	5,463,290	5,684,893
Arcadian Fertilizer L.P.	Millington, Shelby	4,029,229	9,937	0	4,039,166
North American Rayon Corp.	Elizabethton, Carter	3,651,505	120,150	30	3,771,685
Holliston Mills Inc.	Church Hill, Hawkins	2,922,628	53	234	2,922,915
Nissan Motor Mfg. Corp. USA	Smyrna, Rutherford	2,519,315	0	0	2,519,315
Du Pont	New Johnsonville, Humphreys	2,215,700	0	0	2,215,700
Viskase Corp.	Loudon, Loudon	2,129,000	0	0	2,129,000
Quebecor Printing Memphis Inc.	Memphis, Shelby	1,741,737	138	0	1,741,875

For More Information. . .

State Contact:
(615) 741-2986
Betty Eaves
Fax (615) 242-9635

EPA Regional Contact:
(404) 347-1033 Ext. 36
Pat Steed
Fax (404) 347-1681

To obtain TRI data use assistance, call TRI User Support Service (TRI-US):
(202) 260-1531 Fax (202) 260-4659

1993 TOXICS RELEASE INVENTORY

TEXAS

Population	18,031,000
Total Facilities	1,240
Total Forms	5,970
National Rank for Total Releases	2
National Rank for Air/Water/Land Releases	2
Transfers into State	
Rank	6
Pounds	99,906,525
Transfers Out of State	
Rank	4
Pounds	119,676,160

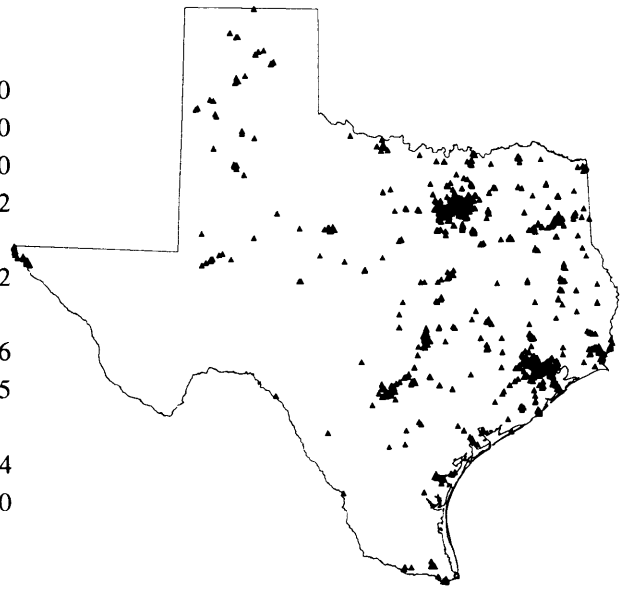

Reported Releases and Waste Management Activities

(pounds)

On-site Releases	352,171,723
Air Emissions	141,869,302
Surface Water Discharges	2,268,176
Underground Injection	190,931,446
Releases to Land	17,102,799
On-site Waste Management	3,508,053,423
Recycling	1,455,264,311
Energy Recovery	592,792,956
Treatment	1,459,996,156
Off-site Transfers for Further Waste Management	420,438,189
Recycling	244,947,157
Energy Recovery	84,893,966
Treatment	34,765,586
Publicly Owned Treatment Works (POTWs)	22,456,379
Disposal	33,339,093
Other Off-site Transfers	36,008

Top Five Chemicals for Total Releases

Chemical	Air Emissions Pounds	Surface Water Discharges Pounds	Under-ground Injection Pounds	Releases to Land Pounds	Total Releases Pounds
Ammonia	9,582,758	1,615,496	103,681,613	2,140,304	117,020,171
Ethylene	20,757,538	190	0	0	20,757,728
Methanol	9,051,747	81,700	9,444,583	15,333	18,593,363
Nitric acid	84,705	5	16,097,151	3,468	16,185,329
Ammonium nitrate (solution)	5,437	0	15,578,708	0	15,584,145

Top Five Chemicals for Air/Water/Land Releases

Chemical	Air Emissions Pounds	Surface Water Discharges Pounds	Releases to Land Pounds	Total Releases Pounds
Ethylene	20,757,538	190	0	20,757,728
Ammonia	9,582,758	1,615,496	2,140,304	13,338,558
Chromium compounds	36,038	13,070	12,386,942	12,436,050
Propylene	10,922,183	15	0	10,922,198
Toluene	9,168,513	8,429	24,558	9,201,500

1993 TOXICS RELEASE INVENTORY

TEXAS

Top Ten Facilities for Total Releases

Facility	City, County	Air Emissions Pounds	Surface Water Discharges Pounds	Underground Injection Pounds	Releases to Land Pounds	Total Releases Pounds
Monsanto Co.	Alvin, Brazoria	251,495	0	40,164,600	101,000	40,517,095
Du Pont	Beaumont, Jefferson	1,603,075	28,078	35,186,195	0	36,817,348
Sterling Chemicals Inc.	Texas City, Galveston	1,063,698	20,005	23,625,432	0	24,709,135
Du Pont	Victoria, Victoria	545,379	1,910	21,903,231	21,152	22,471,672
BP Chemicals Inc.	Port Lavaca, Calhoun	118,844	870	20,531,246	19	20,650,979
Amoco Oil Co.	Texas City, Galveston	648,689	227,374	12,166,000	154,671	13,196,734
American Chrome & Chemicals	Corpus Christi, Nueces	90,810	22,550	0	12,000,000	12,113,360
Hoechst-Celanese Chemical	Pasadena, Harris	3,747,833	0	6,606,610	0	10,354,443
Du Pont	Orange, Orange	2,405,205	22,573	7,303,524	0	9,731,302
Dow Chemical Co.	Freeport, Brazoria	6,521,547	277,332	0	17,698	6,816,577

Top Ten Facilities for Air/Water/Land Releases

Facility	City, County	Air Emissions Pounds	Surface Water Discharges Pounds	Releases to Land Pounds	Air/Water/Land Releases Pounds
American Chrome & Chemicals	Corpus Christi, Nueces	90,810	22,550	12,000,000	12,113,360
Dow Chemical Co.	Freeport, Brazoria	6,521,547	277,332	17,698	6,816,577
Eastman Kodak Co.	Longview, Harrison	4,568,463	10,000	8,700	4,587,163
Shell Oil Co.	Deer Park, Harris	3,821,886	13,142	692,903	4,527,931
Mobil Oil Beaumont Refinery	Beaumont, Jefferson	4,286,393	0	25,686	4,312,079
Hoechst-Celanese Chemical	Pasadena, Harris	3,747,833	0	0	3,747,833
Union Carbide Corp.	Texas City, Galveston	3,542,415	0	0	3,542,415
Quantum Chemical Co.	La Porte, Harris	3,470,084	3,531	43	3,473,658
Exxon Chemical Americas	Baytown, Harris	2,509,087	61,753	1,442	2,572,282
Union Carbide Chemicals	Port Lavaca, Calhoun	2,481,189	35,925	21,825	2,538,939

For More Information. . .

State Contact:
(512) 239-3100
Becky Kurka
Fax (512) 239-3165

EPA Regional Contact:
(214) 665-8013
Warren Layne
Fax (214) 665-2164

To obtain TRI data use assistance, call TRI User Support Service (TRI-US):
(202) 260-1531 Fax (202) 260-4659

1993 TOXICS RELEASE INVENTORY

UTAH

Population	1,860,000
Total Facilities	143
Total Forms	519
National Rank for Total Releases	9
National Rank for Air/Water/Land Releases	6
Transfers into State	
Rank	36
Pounds	2,893,567
Transfers Out of State	
Rank	23
Pounds	31,380,316



Reported Releases and Waste Management Activities

(pounds)

On-site Releases	91,850,812
Air Emissions	80,150,953
Surface Water Discharges	48,077
Underground Injection	0
Releases to Land	11,651,782
On-site Waste Management	141,373,445
Recycling	9,327,258
Energy Recovery	8,843
Treatment	132,037,344
Off-site Transfers for Further Waste Management	44,111,408
Recycling	35,586,971
Energy Recovery	325,535
Treatment	736,280
Publicly Owned Treatment Works (POTWs)	529,260
Disposal	6,925,955
Other Off-site Transfers	7,407

Top Five Chemicals for Total Releases

Chemical	Air Emissions Pounds	Surface Water Discharges Pounds	Under-ground Injection Pounds	Releases to Land Pounds	Total Releases Pounds
Chlorine	67,240,707	0	0	0	67,240,707
Hydrochloric acid	6,905,877	0	0	34,460	6,940,337
Copper compounds	101,555	1,300	0	4,800,250	4,903,105
Zinc compounds	15,383	2,566	0	2,800,500	2,818,449
1,1,1-Trichloroethane	1,883,797	5	0	0	1,883,802

Top Five Chemicals for Air/Water/Land Releases

Chemical	Air Emissions Pounds	Surface Water Discharges Pounds	Releases to Land Pounds	Total Releases Pounds
Chlorine	67,240,707	0	0	67,240,707
Hydrochloric acid	6,905,877	0	34,460	6,940,337
Copper compounds	101,555	1,300	4,800,250	4,903,105
Zinc compounds	15,383	2,566	2,800,500	2,818,449
1,1,1-Trichloroethane	1,883,797	5	0	1,883,802

1993 TOXICS RELEASE INVENTORY

UTAH

Top Ten Facilities for Total Releases

Facility	City, County	Air Emissions Pounds	Surface Water Discharges Pounds	Underground Injection Pounds	Releases to Land Pounds	Total Releases Pounds
Magnesium Corp. of America	Rowley, Tooele	73,300,250	0	0	0	73,300,250
Kennecott Utah Copper	Magna, Salt Lake	395,305	4,750	0	11,317,260	11,717,315
Hercules Inc.	Magna, Salt Lake	2,075,257	0	0	69,918	2,145,175
Thiokol Corp.	Promontory, Box Elder	1,205,500	0	0	0	1,205,500
Geneva Steel	Vineyard, Utah	280,982	0	0	52,912	333,894
Thiokol Corp.	Clearfield, Davis	320,000	0	0	0	320,000
Hercules Inc.	Magna, Salt Lake	136,220	0	0	0	136,220
Karman Kitchens Inc.	Salt Lake City, Salt Lake	131,691	0	0	0	131,691
Fashion Cabinet Mfg. Inc.	West Jordan, Salt Lake	127,855	0	0	0	127,855
Utility Trailer Manufacturing	Clearfield, Davis	117,417	0	0	0	117,417

Top Ten Facilities for Air/Water/Land Releases

Facility	City, County	Air Emissions Pounds	Surface Water Discharges Pounds	Releases to Land Pounds	Air/Water/Land Releases Pounds
Magnesium Corp. of America	Rowley, Tooele	73,300,250	0	0	73,300,250
Kennecott Utah Copper	Magna, Salt Lake	395,305	4,750	11,317,260	11,717,315
Hercules Inc.	Magna, Salt Lake	2,075,257	0	69,918	2,145,175
Thiokol Corp.	Promontory, Box Elder	1,205,500	0	0	1,205,500
Geneva Steel	Vineyard, Utah	280,982	0	52,912	333,894
Thiokol Corp.	Clearfield, Davis	320,000	0	0	320,000
Hercules Inc.	Magna, Salt Lake	136,220	0	0	136,220
Karman Kitchens Inc.	Salt Lake City, Salt Lake	131,691	0	0	131,691
Fashion Cabinet Mfg. Inc.	West Jordan, Salt Lake	127,855	0	0	127,855
Utility Trailer Manufacturing	Clearfield, Davis	117,417	0	0	117,417

For More Information. . .

State Contact:
(801) 536-4100
John Jones
Fax (801) 536-4113

EPA Regional Contact:
(303) 293-1735
Kathie Atencio
Fax (303) 293-1229

To obtain TRI data use assistance, call TRI User Support Service (TRI-US):
(202) 260-1531 Fax (202) 260-4659

1993 TOXICS RELEASE INVENTORY

VERMONT

Population	576,000
Total Facilities	44
Total Forms	113
National Rank for Total Releases	51
National Rank for Air/Water/Land Releases	51
Transfers into State	
Rank	49
Pounds	18,141
Transfers Out of State	
Rank	41
Pounds	4,442,249

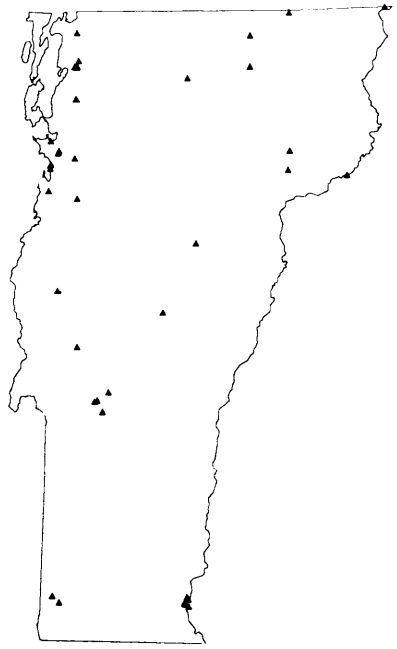

Reported Releases and Waste Management Activities

	(pounds)
On-site Releases	758,498
Air Emissions	756,788
Surface Water Discharges	1,450
Underground Injection	0
Releases to Land	260
On-site Waste Management	11,485,329
Recycling	4,369,696
Energy Recovery	4,600
Treatment	7,111,033
Off-site Transfers for Further Waste Management	4,521,404
Recycling	3,978,943
Energy Recovery	177,002
Treatment	320,564
Publicly Owned Treatment Works (POTWs)	18,713
Disposal	26,182
Other Off-site Transfers	0

Top Five Chemicals for Total Releases

Chemical	Air Emissions Pounds	Surface Water Discharges Pounds	Under-ground Injection Pounds	Releases to Land Pounds	Total Releases Pounds
Toluene	248,584	0	0	0	248,584
Methyl ethyl ketone	114,587	0	0	0	114,587
Acetone	71,160	1,200	0	0	72,360
Methanol	60,332	0	0	0	60,332
Xylene (mixed isomers)	47,763	0	0	0	47,763

Top Five Chemicals for Air/Water/Land Releases

Chemical	Air Emissions Pounds	Surface Water Discharges Pounds	Releases to Land Pounds	Total Releases Pounds
Toluene	248,584	0	0	248,584
Methyl ethyl ketone	114,587	0	0	114,587
Acetone	71,160	1,200	0	72,360
Methanol	60,332	0	0	60,332
Xylene (mixed isomers)	47,763	0	0	47,763

1993 TOXICS RELEASE INVENTORY

VERMONT

Top Ten Facilities for Total Releases

Facility	City, County	Air Emissions Pounds	Surface Water Discharges Pounds	Underground Injection Pounds	Releases to Land Pounds	Total Releases Pounds
Ethan Allen Inc.	Beecher Falls, Essex	169,600	0	0	0	169,600
Ethan Allen Inc.	Orleans, Orleans	169,203	0	0	0	169,203
Ethan Allen Inc.	Randolph, Orange	82,800	0	0	0	82,800
EHV Weidmann Industries Inc.	Saint Johnsbury, Caledonia	71,000	0	0	0	71,000
U.S. Samica Corp.	Rutland, Rutland	65,515	0	0	0	65,515
General Electric Co.	North Clarendon, Rutland	45,518	0	0	0	45,518
Specialty Paperboard Inc.	Brattleboro, Windham	30,628	0	0	0	30,628
Rutland Plywood Corp.	Rutland, Rutland	17,150	0	0	0	17,150
C. E. Bradley Laboratories	Brattleboro, Windham	16,611	0	0	0	16,611
Kraft General Foods Inc.	Middlebury, Addison	15,500	0	0	0	15,500

Top Ten Facilities for Air/Water/Land Releases

Facility	City, County	Air Emissions Pounds	Surface Water Discharges Pounds	Releases to Land Pounds	Air/Water/Land Releases Pounds
Ethan Allen Inc.	Beecher Falls, Essex	169,600	0	0	169,600
Ethan Allen Inc.	Orleans, Orleans	169,203	0	0	169,203
Ethan Allen Inc.	Randolph, Orange	82,800	0	0	82,800
EHV Weidmann Industries Inc.	Saint Johnsbury, Caledonia	71,000	0	0	71,000
U.S. Samica Corp.	Rutland, Rutland	65,515	0	0	65,515
General Electric Co.	North Clarendon, Rutland	45,518	0	0	45,518
Specialty Paperboard Inc.	Brattleboro, Windham	30,628	0	0	30,628
Rutland Plywood Corp.	Rutland, Rutland	17,150	0	0	17,150
C. E. Bradley Laboratories	Brattleboro, Windham	16,611	0	0	16,611
Kraft General Foods Inc.	Middlebury, Addison	15,500	0	0	15,500

For More Information. . .

State Contact:
(802) 241-3888
Gary Gulka
(802) 241-3296

EPA Regional Contact:
(617) 565-4502
Dwight Peavey
Fax (617) 565-4939

To obtain TRI data use assistance, call TRI User Support Service (TRI-US):
(202) 260-1531 Fax (202) 260-4659

1993 TOXICS RELEASE INVENTORY

VIRGIN ISLANDS

Population	102,000
Total Facilities	3
Total Forms	30
National Rank for Total Releases	49
National Rank for Air/Water/Land Releases	49
Transfers into State	
Rank	51
Pounds	0
Transfers Out of State	
Rank	45
Pounds	690,342

Reported Releases and Waste Management Activities

	(pounds)
On-site Releases	1,724,070
Air Emissions	1,560,702
Surface Water Discharges	137,330
Underground Injection	0
Releases to Land	26,038
On-site Waste Management	5,004,554
Recycling	3,166,678
Energy Recovery	969,485
Treatment	868,391
Off-site Transfers for Further Waste Management	690,342
Recycling	682,955
Energy Recovery	125
Treatment	7,261
Publicly Owned Treatment Works (POTWs)	0
Disposal	1
Other Off-site Transfers	0

Top Five Chemicals for Total Releases

Chemical	Air Emissions Pounds	Surface Water Discharges Pounds	Under-ground Injection Pounds	Releases to Land Pounds	Total Releases Pounds
Toluene	543,124	497	0	18,008	561,629
Xylene (mixed isomers)	287,311	993	0	2,562	290,866
Propylene	269,801	0	0	0	269,801
Ammonia	10,507	130,254	0	555	141,316
Ethylene	105,251	0	0	0	105,251

Top Five Chemicals for Air/Water/Land Releases

Chemical	Air Emissions Pounds	Surface Water Discharges Pounds	Releases to Land Pounds	Total Releases Pounds
Toluene	543,124	497	18,008	561,629
Xylene (mixed isomers)	287,311	993	2,562	290,866
Propylene	269,801	0	0	269,801
Ammonia	10,507	130,254	555	141,316
Ethylene	105,251	0	0	105,251

1993 TOXICS RELEASE INVENTORY

VIRGIN ISLANDS

Top Ten Facilities for Total Releases

Facility	City, County	Air Emissions Pounds	Surface Water Discharges Pounds	Underground Injection Pounds	Releases to Land Pounds	Total Releases Pounds
Hess Oil Virgin Islands Corp.	Kingshill, St Croix	1,560,696	134,330	0	25,788	1,720,814
Virgin Islands Rum Ind. Ltd.	Frederiksted, St Croix	6	3,000	0	0	3,006
Virgin Islands Alumina Corp.	Kingshill, St Croix	0	0	0	250	250
. . .						. . .
. . .						. . .
. . .						. . .
. . .						. . .
. . .						. . .
. . .						. . .
. . .						. . .

Top Ten Facilities for Air/Water/Land Releases

Facility	City, County	Air Emissions Pounds	Surface Water Discharges Pounds	Releases to Land Pounds	Air/Water/Land Releases Pounds
Hess Oil Virgin Islands Corp.	Kingshill, St Croix	1,560,696	134,330	25,788	1,720,814
Virgin Islands Rum Ind. Ltd.	Frederiksted, St Croix	6	3,000	0	3,006
Virgin Islands Alumina Corp.	Kingshill, St Croix	0	0	250	250
. . .					. . .
. . .					. . .
. . .					. . .
. . .					. . .
. . .					. . .
. . .					. . .
. . .					. . .

For More Information. . .

State Contact: Ben Nazario
(809) 773-0565 Fax (809) 773-9310 St. Croix
(809) 774-3320 Fax (809) 774-5416 St. Thomas
EPA Regional Contact: Nora Lopez
(908) 906-6890 Fax (908) 321-6788

To obtain TRI data use assistance, call TRI User Support Service (TRI-US):

(202) 260-1531 Fax (202) 260-4659

1993 TOXICS RELEASE INVENTORY

VIRGINIA

Population	6,491,000
Total Facilities	473
Total Forms	1,567
National Rank for Total Releases	13
National Rank for Air/Water/Land Releases	11
Transfers into State	
Rank	18
Pounds	33,435,795
Transfers Out of State	
Rank	22
Pounds	32,760,682

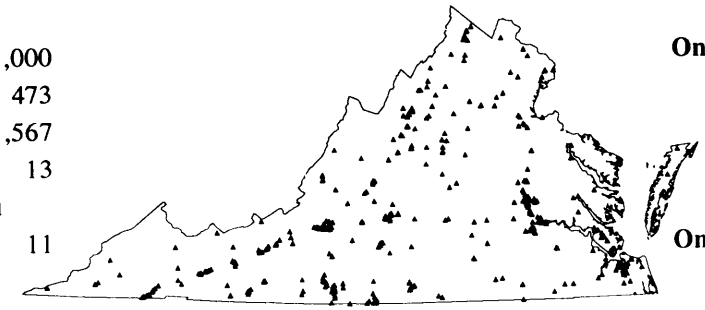

Reported Releases and Waste Management Activities

(pounds)

On-site Releases	65,092,946
Air Emissions	60,997,378
Surface Water Discharges	1,815,362
Underground Injection	0
Releases to Land	2,280,206
On-site Waste Management	507,456,283
Recycling	143,775,812
Energy Recovery	49,642,452
Treatment	314,038,019
Off-site Transfers for Further Waste Management	54,332,240
Recycling	26,673,107
Energy Recovery	7,491,583
Treatment	3,201,325
Publicly Owned Treatment Works (POTWs)	15,184,377
Disposal	1,781,848
Other Off-site Transfers	0

Top Five Chemicals for Total Releases

Chemical	Air Emissions Pounds	Surface Water Discharges Pounds	Under-ground Injection Pounds	Releases to Land Pounds	Total Releases Pounds
Acetone	12,204,603	9,864	0	18,974	12,233,441
Methanol	11,911,082	86,545	0	15,600	12,013,227
Toluene	7,867,086	5,652	0	250	7,872,988
Methyl ethyl ketone	4,787,231	652	0	271	4,788,154
Hydrochloric acid	3,882,968	0	0	10	3,882,978

Top Five Chemicals for Air/Water/Land Releases

Chemical	Air Emissions Pounds	Surface Water Discharges Pounds	Releases to Land Pounds	Total Releases Pounds
Acetone	12,204,603	9,864	18,974	12,233,441
Methanol	11,911,082	86,545	15,600	12,013,227
Toluene	7,867,086	5,652	250	7,872,988
Methyl ethyl ketone	4,787,231	652	271	4,788,154
Hydrochloric acid	3,882,968	0	10	3,882,978

1993 TOXICS RELEASE INVENTORY

VIRGINIA

Top Ten Facilities for Total Releases

Facility	City, County	Air Emissions Pounds	Surface Water Discharges Pounds	Underground Injection Pounds	Releases to Land Pounds	Total Releases Pounds
Hoechst-Celanese	Narrows, Giles	7,887,916	638	0	15,200	7,903,754
Westvaco Corp.	Covington, Alleghany	4,649,105	87,800	0	15,450	4,752,355
Union Camp Corp.	Franklin, Franklin City	3,082,416	2,838	0	0	3,085,254
Aqualon	Hopewell, Hopewell City	3,006,245	557	0	208	3,007,010
O'Sullivan Corp.	Winchester, Frederick	2,559,756	0	0	0	2,559,756
Allied-Signal Inc.	Hopewell, Hopewell City	739,490	1,352,575	0	0	2,092,065
Philip Morris USA	Richmond, Richmond City	1,513,835	0	0	0	1,513,835
Merck & Co. Inc.	Elkton, Rockingham	1,474,690	32,680	0	0	1,507,370
R. R. Donnelley Printing	Lynchburg, Lynchburg City	1,431,502	0	0	0	1,431,502
Abex	Winchester, Frederick	26,489	0	0	1,315,299	1,341,788

Top Ten Facilities for Air/Water/Land Releases

Facility	City, County	Air Emissions Pounds	Surface Water Discharges Pounds	Releases to Land Pounds	Air/Water/Land Releases Pounds
Hoechst-Celanese	Narrows, Giles	7,887,916	638	15,200	7,903,754
Westvaco Corp.	Covington, Alleghany	4,649,105	87,800	15,450	4,752,355
Union Camp Corp.	Franklin, Franklin City	3,082,416	2,838	0	3,085,254
Aqualon	Hopewell, Hopewell City	3,006,245	557	208	3,007,010
O'Sullivan Corp.	Winchester, Frederick	2,559,756	0	0	2,559,756
Allied-Signal Inc.	Hopewell, Hopewell City	739,490	1,352,575	0	2,092,065
Philip Morris USA	Richmond, Richmond City	1,513,835	0	0	1,513,835
Merck & Co. Inc.	Elkton, Rockingham	1,474,690	32,680	0	1,507,370
R. R. Donnelley Printing	Lynchburg, Lynchburg City	1,431,502	0	0	1,431,502
Abex	Winchester, Frederick	26,489	0	1,315,299	1,341,788

For More Information. . .

State Contact: Roland Owens
(804) 762-4482 Fax (804) 762-4453

EPA Regional Contact: Mikal Shabazz
(215) 597-3659 Fax (215) 597-3156

To obtain TRI data use assistance, call TRI User Support Service (TRI-US):
(202) 260-1531 Fax (202) 260-4659

1993 TOXICS RELEASE INVENTORY

WASHINGTON

Population	5,255,000
Total Facilities	312
Total Forms	995
National Rank for Total Releases	28
National Rank for Air/Water/Land Releases	27
Transfers into State	
Rank	31
Pounds	8,245,825
Transfers Out of State	
Rank	32
Pounds	17,159,445

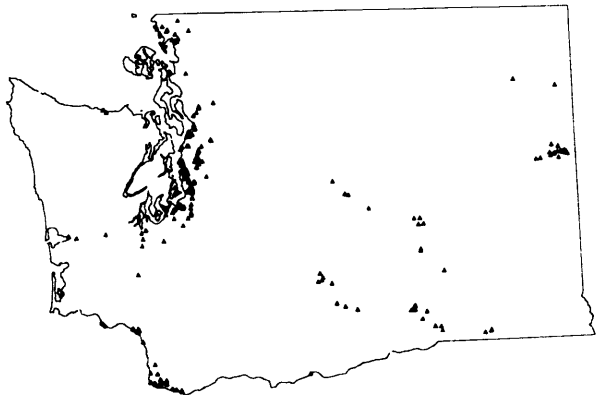

Reported Releases and Waste Management Activities

(pounds)

On-site Releases	24,427,715
Air Emissions	20,489,919
Surface Water Discharges	3,746,659
Underground Injection	0
Releases to Land	191,137
On-site Waste Management	405,032,310
Recycling	89,315,039
Energy Recovery	121,694,471
Treatment	194,022,800
Off-site Transfers for Further Waste Management	70,556,952
Recycling	67,357,496
Energy Recovery	641,015
Treatment	1,019,982
Publicly Owned Treatment Works (POTWs)	561,887
Disposal	975,822
Other Off-site Transfers	750

Top Five Chemicals for Total Releases

Chemical	Air Emissions Pounds	Surface Water Discharges Pounds	Under-ground Injection Pounds	Releases to Land Pounds	Total Releases Pounds
Ammonia	1,221,423	2,945,294	0	156,110	4,322,827
Methanol	3,528,228	425,505	0	4,258	3,957,991
Hydrochloric acid	2,533,307	511	0	0	2,533,818
Acetone	1,397,346	58,801	0	896	1,457,043
Methyl ethyl ketone	1,422,084	1,085	0	5	1,423,174

Top Five Chemicals for Air/Water/Land Releases

Chemical	Air Emissions Pounds	Surface Water Discharges Pounds	Releases to Land Pounds	Total Releases Pounds
Ammonia	1,221,423	2,945,294	156,110	4,322,827
Methanol	3,528,228	425,505	4,258	3,957,991
Hydrochloric acid	2,533,307	511	0	2,533,818
Acetone	1,397,346	58,801	896	1,457,043
Methyl ethyl ketone	1,422,084	1,085	5	1,423,174

1993 TOXICS RELEASE INVENTORY

WASHINGTON

Top Ten Facilities for Total Releases

Facility	City, County	Air Emissions Pounds	Surface Water Discharges Pounds	Underground Injection Pounds	Releases to Land Pounds	Total Releases Pounds
ITT Rayonier Inc.	Port Angeles, Clallam	1,456,310	2,204,700	0	0	3,661,010
Weyerhaeuser Co.	Longview, Cowlitz	1,094,460	178,665	0	0	1,273,125
Boise Cascade Corp.	Wallula, Walla Walla	1,210,871	8,498	0	715	1,220,084
Boeing Commercial Airplane	Everett, Snohomish	1,153,655	3,010	0	0	1,156,665
Longview Fibre Co.	Longview, Cowlitz	1,067,370	58,450	0	0	1,125,820
Unocal Agricultural Products	Kennewick, Benton	862,616	3,487	0	137	866,240
Weyerhaeuser Paper Co.	Cosmopolis, Grays Harbor	793,155	11,250	0	0	804,405
Simpson Tacoma Kraft Co.	Tacoma, Pierce	619,733	100,991	0	0	720,724
Arco Cherry Point Refinery	Ferndale, Whatcom	492,615	129,010	0	2,750	624,375
Hytec Inc.	Yelm, Thurston	588,945	0	0	0	588,945

Top Ten Facilities for Air/Water/Land Releases

Facility	City, County	Air Emissions Pounds	Surface Water Discharges Pounds	Releases to Land Pounds	Air/Water/Land Releases Pounds
ITT Rayonier Inc.	Port Angeles, Clallam	1,456,310	2,204,700	0	3,661,010
Weyerhaeuser Co.	Longview, Cowlitz	1,094,460	178,665	0	1,273,125
Boise Cascade Corp.	Wallula, Walla Walla	1,210,871	8,498	715	1,220,084
Boeing Commercial Airplane	Everett, Snohomish	1,153,655	3,010	0	1,156,665
Longview Fibre Co.	Longview, Cowlitz	1,067,370	58,450	0	1,125,820
Unocal Agricultural Products	Kennewick, Benton	862,616	3,487	137	866,240
Weyerhaeuser Paper Co.	Cosmopolis, Grays Harbor	793,155	11,250	0	804,405
Simpson Tacoma Kraft Co.	Tacoma, Pierce	619,733	100,991	0	720,724
Arco Cherry Point Refinery	Ferndale, Whatcom	492,615	129,010	2,750	624,375
Hytec Inc.	Yelm, Thurston	588,945	0	0	588,945

For More Information. . .

State Contact: Idell Hansen
(206) 407-6727 Fax (206) 407-6715

EPA Regional Contact: Phil Wong
(206) 553-4016 Fax (206) 553-8338

To obtain TRI data use assistance, call TRI User Support Service (TRI-US):
(202) 260-1531 Fax (202) 260-4659

1993 TOXICS RELEASE INVENTORY

WEST VIRGINIA

Population	1,820,000
Total Facilities	154
Total Forms	733
National Rank for Total Releases	26
National Rank for Air/Water/Land Releases	25
Transfers into State	
Rank	15
Pounds	35,622,341
Transfers Out of State	
Rank	24
Pounds	27,968,135

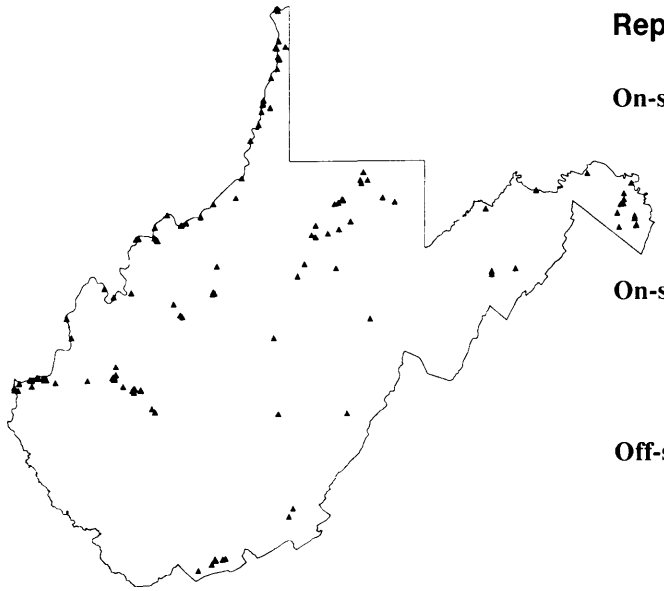

Reported Releases and Waste Management Activities

(pounds)

On-site Releases	25,087,559
Air Emissions	23,099,901
Surface Water Discharges	1,657,994
Underground Injection	64
Releases to Land	329,600
On-site Waste Management	536,707,108
Recycling	339,013,912
Energy Recovery	8,873,228
Treatment	188,819,968
Off-site Transfers for Further Waste Management	57,669,893
Recycling	31,489,347
Energy Recovery	15,208,982
Treatment	6,440,144
Publicly Owned Treatment Works (POTWs)	1,870,901
Disposal	2,660,269
Other Off-site Transfers	250

Top Five Chemicals for Total Releases

Chemical	Air Emissions Pounds	Surface Water Discharges Pounds	Under-ground Injection Pounds	Releases to Land Pounds	Total Releases Pounds
Acetone	3,026,938	890	0	21,836	3,049,664
Toluene	2,447,056	948	0	1,475	2,449,479
Methanol	2,344,839	82,173	0	149	2,427,161
Ammonia	759,631	1,281,234	53	1,939	2,042,857
Ethylene glycol	1,425,856	30,349	0	692	1,456,897

Top Five Chemicals for Air/Water/Land Releases

Chemical	Air Emissions Pounds	Surface Water Discharges Pounds	Releases to Land Pounds	Total Releases Pounds
Acetone	3,026,938	890	21,836	3,049,664
Toluene	2,447,056	948	1,475	2,449,479
Methanol	2,344,839	82,173	149	2,427,161
Ammonia	759,631	1,281,234	1,939	2,042,804
Ethylene glycol	1,425,856	30,349	692	1,456,897

1993 TOXICS RELEASE INVENTORY

WEST VIRGINIA

Top Ten Facilities for Total Releases

Facility	City, County	Air Emissions Pounds	Surface Water Discharges Pounds	Underground Injection Pounds	Releases to Land Pounds	Total Releases Pounds
Union Carbide C & P Co.	Institute, Kanawha	3,078,145	4,106	0	681	3,082,932
Shell Chemical Co.	Apple Grove, Mason	1,827,214	503	0	755	1,828,472
Wheeling-Pittsburgh Steel Corp	Follansbee, Brooke	1,492,401	310,018	0	0	1,802,419
Miles Inc.	New Martinsville, Marshall	1,502,277	55,029	0	1,278	1,558,584
Du Pont	Washington, Wood	1,457,245	86,990	0	0	1,544,235
American Woodmark Corp.	Moorefield, Hardy	1,241,663	0	0	0	1,241,663
Rhone-Poulenc Ag Co.	Institute, Kanawha	1,084,380	2,716	0	700	1,087,796
Cytec Industries	Willow Island, Pleasants	780,152	252,728	0	0	1,032,880
U.S. Can Co.	Weirton, Brooke	946,923	0	0	0	946,923
Union Carbide Corp.	South Charleston, Kanawha	850,692	53	0	0	850,745

Top Ten Facilities for Air/Water/Land Releases

Facility	City, County	Air Emissions Pounds	Surface Water Discharges Pounds	Releases to Land Pounds	Air/Water/Land Releases Pounds
Union Carbide C & P Co.	Institute, Kanawha	3,078,145	4,106	681	3,082,932
Shell Chemical Co.	Apple Grove, Mason	1,827,214	503	755	1,828,472
Wheeling-Pittsburgh Steel Corp	Follansbee, Brooke	1,492,401	310,018	0	1,802,419
Miles Inc.	New Martinsville, Marshall	1,502,277	55,029	1,278	1,558,584
Du Pont	Washington, Wood	1,457,245	86,990	0	1,544,235
American Woodmark Corp.	Moorefield, Hardy	1,241,663	0	0	1,241,663
Rhone-Poulenc Ag Co.	Institute, Kanawha	1,084,380	2,716	700	1,087,796
Cytec Industries	Willow Island, Pleasants	780,152	252,728	0	1,032,880
U.S. Can Co.	Weirton, Brooke	946,923	0	0	946,923
Union Carbide Corp.	South Charleston, Kanawha	850,692	53	0	850,745

For More Information. . .

State Contact: (304) 558-5380 — Carl L. Bradford, Fax (304) 344-4538

EPA Regional Contact: (215) 597-3659 — Mikal Shabazz, Fax (215) 597-3156

To obtain TRI data use assistance, call TRI User Support Service (TRI-US): (202) 260-1531 Fax (202) 260-4659

1993 TOXICS RELEASE INVENTORY

WISCONSIN

Population	5,038,000
Total Facilities	883
Total Forms	2,781
National Rank for Total Releases	24
National Rank for Air/Water/Land Releases	22
Transfers into State	
Rank	22
Pounds	21,793,845
Transfers Out of State	
Rank	15
Pounds	51,608,588

Reported Releases and Waste Management Activities

(pounds)

On-site Releases	35,910,893
Air Emissions	33,220,087
Surface Water Discharges	649,215
Underground Injection	0
Releases to Land	2,041,591
On-site Waste Management	237,852,960
Recycling	93,062,628
Energy Recovery	9,247,266
Treatment	135,543,066
Off-site Transfers for Further Waste Management	102,257,953
Recycling	53,116,195
Energy Recovery	22,605,827
Treatment	9,928,293
Publicly Owned Treatment Works (POTWs)	6,669,786
Disposal	9,838,100
Other Off-site Transfers	99,752

Top Five Chemicals for Total Releases

Chemical	Air Emissions Pounds	Surface Water Discharges Pounds	Under-ground Injection Pounds	Releases to Land Pounds	Total Releases Pounds
Methanol	3,987,441	65,070	0	16,950	4,069,461
Toluene	3,785,547	7	0	1,395	3,786,949
Xylene (mixed isomers)	3,456,211	5	0	2,343	3,458,559
Methyl ethyl ketone	3,018,064	250	0	250	3,018,564
Glycol ethers	2,488,184	2,870	0	260	2,491,314

Top Five Chemicals for Air/Water/Land Releases

Chemical	Air Emissions Pounds	Surface Water Discharges Pounds	Releases to Land Pounds	Total Releases Pounds
Methanol	3,987,441	65,070	16,950	4,069,461
Toluene	3,785,547	7	1,395	3,786,949
Xylene (mixed isomers)	3,456,211	5	2,343	3,458,559
Methyl ethyl ketone	3,018,064	250	250	3,018,564
Glycol ethers	2,488,184	2,870	260	2,491,314

1993 TOXICS RELEASE INVENTORY

WISCONSIN

Top Ten Facilities for Total Releases

Facility	City, County	Air Emissions Pounds	Surface Water Discharges Pounds	Underground Injection Pounds	Releases to Land Pounds	Total Releases Pounds
CPI	Wisconsin Rapids, Wood	2,881,105	750	0	0	2,881,855
PPG Industries Inc.	Oak Creek, Milwaukee	1,168,338	9	0	0	1,168,347
Fort Howard Corp.	Green Bay, Brown	1,101,305	17,660	0	0	1,118,965
General Motors Corp.	Janesville, Rock	1,042,820	19	0	0	1,042,839
Packaging Corp. of America	Tomahawk, Lincoln	79,769	75,998	0	642,021	797,788
Rhinelander Paper Co.	Rhinelander, Oneida	707,962	50	0	0	708,012
Uniroyal Engineered Products	Stoughton, Dane	694,432	0	0	0	694,432
Georgia-Pacific Corp.	Phillips, Price	682,133	0	0	0	682,133
American Packaging Corp.	Columbus, Columbia	633,600	0	0	0	633,600
Metal Container Corp.	Fort Atkinson, Jefferson	624,250	0	0	0	624,250

Top Ten Facilities for Air/Water/Land Releases

Facility	City, County	Air Emissions Pounds	Surface Water Discharges Pounds	Releases to Land Pounds	Air/Water/Land Releases Pounds
CPI	Wisconsin Rapids, Wood	2,881,105	750	0	2,881,855
PPG Industries Inc.	Oak Creek, Milwaukee	1,168,338	9	0	1,168,347
Fort Howard Corp.	Green Bay, Brown	1,101,305	17,660	0	1,118,965
General Motors Corp.	Janesville, Rock	1,042,820	19	0	1,042,839
Packaging Corp. of America	Tomahawk, Lincoln	79,769	75,998	642,021	797,788
Rhinelander Paper Co.	Rhinelander, Oneida	707,962	50	0	708,012
Uniroyal Engineered Products	Stoughton, Dane	694,432	0	0	694,432
Georgia-Pacific Corp.	Phillips, Price	682,133	0	0	682,133
American Packaging Corp.	Columbus, Columbia	633,600	0	0	633,600
Metal Container Corp.	Fort Atkinson, Jefferson	624,250	0	0	624,250

For More Information. . .

State Contact: Russ Dunst
(608) 266-9255 Fax (608) 267-5231

EPA Regional Contact: Thelma Codina
(312) 886-6219 Fax (312) 353-4342

To obtain TRI data use assistance, call TRI User Support Service (TRI-US):
(202) 260-1531 Fax (202) 260-4659

1993 TOXICS RELEASE INVENTORY

WYOMING

Population	470,000
Total Facilities	29
Total Forms	142
National Rank for Total Releases	33
National Rank for Air/Water/Land Releases	47
Transfers into State	
Rank	21
Pounds	27,600,000
Transfers Out of State	
Rank	50
Pounds	122,690

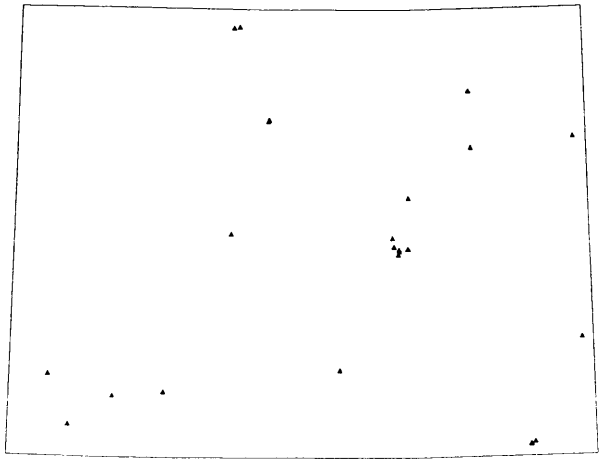

Reported Releases and Waste Management Activities

(pounds)

On-site Releases	16,594,261
Air Emissions	1,897,651
Surface Water Discharges	69,677
Underground Injection	14,512,026
Releases to Land	114,907
On-site Waste Management	80,448,672
Recycling	77,933,321
Energy Recovery	222,760
Treatment	2,292,591
Off-site Transfers for Further Waste Management	123,905
Recycling	65,584
Energy Recovery	4,029
Treatment	18,013
Publicly Owned Treatment Works (POTWs)	283
Disposal	35,996
Other Off-site Transfers	0

Top Five Chemicals for Total Releases

Chemical	Air Emissions Pounds	Surface Water Discharges Pounds	Under-ground Injection Pounds	Releases to Land Pounds	Total Releases Pounds
Ammonium nitrate (solution)	543,015	0	10,851,400	255	11,394,670
Ammonia	685,402	69,579	3,624,000	9,589	4,388,570
Phosphoric acid	67,164	0	250	47,338	114,752
Glycol ethers	107,279	0	0	0	107,279
n-Butyl alcohol	96,575	0	0	0	96,575

Top Five Chemicals for Air/Water/Land Releases

Chemical	Air Emissions Pounds	Surface Water Discharges Pounds	Releases to Land Pounds	Total Releases Pounds
Ammonia	685,402	69,579	9,589	764,570
Ammonium nitrate (solution)	543,015	0	255	543,270
Phosphoric acid	67,164	0	47,338	114,502
Glycol ethers	107,279	0	0	107,279
n-Butyl alcohol	96,575	0	0	96,575

1993 TOXICS RELEASE INVENTORY

WYOMING

Top Ten Facilities for Total Releases

Facility	City, County	Air Emissions Pounds	Surface Water Discharges Pounds	Underground Injection Pounds	Releases to Land Pounds	Total Releases Pounds
Coastal Chem Inc.	Cheyenne, Laramie	822,397	0	14,512,026	0	15,334,423
Frontier Refining Inc.	Cheyenne, Laramie	259,065	10,199	0	0	269,264
Crown Cork & Seal Co. Inc.	Worland, Washakie	203,854	0	0	0	203,854
Little America Refining Co.	Casper, Natrona	113,188	0	0	24,905	138,093
SF Phosphates Ltd. Co.	Rock Springs, Sweetwater	50,582	0	0	78,867	129,449
Holly Sugar Corp.	Torrington, Goshen	116,500	0	0	2,000	118,500
Holly Sugar Corp.	Worland, Washakie	88,500	10,000	0	2,000	100,500
FMC Wyoming Corp.	Green River, Sweetwater	67,852	0	0	0	67,852
Wyoming Refining Co.	Newcastle, Weston	66,610	30	0	280	66,920
Western Sugar Co.	Lovell, Big Horn	3,460	49,448	0	5,589	58,497

Top Ten Facilities for Air/Water/Land Releases

Facility	City, County	Air Emissions Pounds	Surface Water Discharges Pounds	Releases to Land Pounds	Air/Water/Land Releases Pounds
Coastal Chem Inc.	Cheyenne, Laramie	822,397	0	0	822,397
Frontier Refining Inc.	Cheyenne, Laramie	259,065	10,199	0	269,264
Crown Cork & Seal Co. Inc.	Worland, Washakie	203,854	0	0	203,854
Little America Refining Co.	Casper, Natrona	113,188	0	24,905	138,093
SF Phosphates Ltd. Co.	Rock Springs, Sweetwater	50,582	0	78,867	129,449
Holly Sugar Corp.	Torrington, Goshen	116,500	0	2,000	118,500
Holly Sugar Corp.	Worland, Washakie	88,500	10,000	2,000	100,500
FMC Wyoming Corp.	Green River, Sweetwater	67,852	0	0	67,852
Wyoming Refining Co.	Newcastle, Weston	66,610	30	280	66,920
Western Sugar Co.	Lovell, Big Horn	3,460	49,448	5,589	58,497

For More Information. . .

State Contact:
(307) 777-4900
Mike Davis
Fax (307) 635-6017

EPA Regional Contact:
(303) 293-1735
Kathie Atencio
Fax (303) 293-1229

To obtain TRI data use assistance, call TRI User Support Service (TRI-US):
(202) 260-1531 Fax (202) 260-4659