United States
Environmental Protection
Agency

Office of Air Quality
Planning and Standards
Research Triangle Park NC 27711

EPA-450/4-80-019
October 1980

Air

EPA

# Emissions Inventory System/Point Source (EIS/PS) Test Run Series Documentation

Do not weed. This document
should be retained in the EPA
Region 5 Library Collection.

EPA-450/4-80-019

# Emissions Inventory System/ Point Source (EIS/PS) Test Run Series Documentation

by

Larry R. McMaster, Project Leader

Research Triangle Institute
Research Triangle Park, NC 27709

U.S. Environmental Protection Agency
Region 5, Library (PL-12J)
77 West Jackson Boulevard, 12th Floor
Chicago, IL 60604-3590

Contract No. 68-02-3011

EPA Project Officer: Sam Colon-Velez

Prepared for

U.S. ENVIRONMENTAL PROTECTION AGENCY
Office of Air, Noise, and Radiation
Office of Air Quality Planning and Standards
Research Triangle Park, North Carolina 27711

October 1980

This report is issued by the Environmental Protection Agency to report technical data of interest to a limited number of readers. Copies are available free of charge to Federal employees, current contractors and grantees, and nonprofit organizations - in limited quantities - from the Library Services Office (MD-35), U.S. Environmental Protection Agency, Research Triangle Park, North Carolina 27711; or for a nominal fee, from the National Technical Information Service, 5285 Port Royal Road, Springfield, Virginia 22161.

This report was furnished to the Environmental Protection Agency by Research Triangle Institute, Research Triangle Park, North Carolina 27709, in fulfillment of Contract No. 68-02-3011. The contents of this report are reproduced herein as received from Research Triangle Institute. The opinions, findings, and conclusions expressed are those of the author and not necessarily those of the Environmental Protection Agency. Mention of company or product names is not to be considered as an endorsement by the Environmental Protection Agency.

TABLE OF CONTENTS

LIST OF FIGURES . . . . . vi

ACKNOWLEDGEMENT . . . . . xi

INTRODUCTION . . . . . 1

EIS/PS TESTS

1. Create and Print the Official NADB Emission Factor File and Description File. . . . . 2

2. Create the Emission Factor File and Description File from NEDS Transactions . . . . . 24

3. Update the Emission Factor File and Description File Using EIS/PS Transactions and Produce an Emission Factor File Detailed Report . . . . . 35

4. Create the Initial Master File Using NEDS Transactions. . . . 49

5. Update the Master File Using EIS/PS Transactions and Produce a Formatted Dump . . . . . 77

6. Submit Annual Report in NEDS Format . . . . . 111

7. Generate Master File Emission Factor Transactions to Update the Emission Factor Information in the Master File . . . . . 118

8. Edit EIS/PS Master File Transactions. . . . . 126

9. Concatenate Internal Transactions, Update the Master File, and Produce a Master File Detailed Report . . . . . 129

10. Retrieve a Standard Answer File Using a COBOL Retrieval and Produce a Formatted Dump of the Answer File . . . . . 141

11. Submit Annual Report in EIS/PS Format . . . . . 160

12. Produce the Master File Emissions Projection . . . . . 163

13. Retrieve an Answer File Using an EIS/PS Retrieval . . . . . 172

14. Produce a Detailed Report of an Answer File . . . . . 175

15. Produce a Sorted File Using the Sort Generator . . . . . 179

EIS/PS AD HOC TESTS

16. Generate All Non-Abortive Error Messages of the Emission Factor File Edit-Maintenance Program . . . . . 189

17. Generate All Non-Abortive Error Messages of the NEDS to EIS/PS Master File Transaction Conversion-Edit Program . . . 195

18. Generate All Non-Abortive Error Messages of the Master File Transaction Edit Program . . . . . 203

19. Generate Non-Abortive Error Messages of the Master Maintenance Program . . . . . 211

20. Exercise All Options of the Master File Internal Transaction Emission Factor Insertion Program . . . . . 220

21. Exercise Option 2 of the Master File Emissions Projection Program . . . . . 227

22. Exercise Option 3 of the Master File Emissions Projection Program . . . . . 234

23. Produce a Quick Look Report and Answer File For Particulate Emissions and List the Answer File . . . . . 241

24. Produce Three Quick Look Reports . . . . . 273

25. Produce a Quick Look Turnaround Document . . . . . 283

26. Produce a Quick Look Answer File and List the File in a Formatted Dump . . . . . 289

27. Retrieve Data from the Master File and Produce Two Quick Look Reports . . . . . 297

28. Execute an EIS/PS Language Retrieval and Produce a Formatted Dump of the Answer File . . . . . 305

29. Execute a COBOL Retrieval Specifying a Copy Member and Produce a Detailed Report of the Answer File . . . . . 312

30. Generate Master File Emission Factor Transactions and Insert Emission Factors . . . . . 321

31. Generate Master File Emission Factor Transactions and Update the Master File . . . . . 328

32. Produce a Multipollutant Summary Report in the Point Format . . . . . 334

33. Produce a Multipollutant Summary Report in the Plant Format . . . . . 344

34. Produce a Multipollutant Summary Report in the AQCR Format . . . . . 348

35. Produce a Multipollutant Summary Report in the County Format . . . . . 352

36. Produce a Multipollutant Summary Report in the State Format . . . . . 356

APPENDIX A . . . . . 360

LIST OF FIGURES


| Figure Number | Title | Page Number |
|---|---|---|
| PST1-1 | NEDS Emission Factor File Transaction Formats . . . . . | 7 |
| PST1-2 | EIS/PS Emission Factor File Transaction Formats . . . . . | 11 |
| PST1-3 | EIS/PS Emission Factor File Transaction Load Sheet . . . | 16 |
| PST1-4 | Run Stream . . . . . | 17 |
| PST1-5 | Sample Output . . . . . | 18 |
| PST2-1 | Run Stream . . . . . | 25 |
| PST2-2 | Sample Output . . . . . | 26 |
| PST3-1 | Run Stream . . . . . | 37 |
| PST3-2 | Sample Output . . . . . | 38 |
| PST4-1 | NEDS Point Source Transaction Formats . . . . . | 55 |
| PST4-2 | Option Card Format . . . . . | 63 |
| PST4-3 | Run Stream . . . . . | 64 |
| PST4-4 | Sample Output . . . . . | 65 |
| PST5-1 | EIS/PS Master File Transaction Formats . . . . . | 81 |
| PST5-2 | EIS/PS Master File Transaction Load Sheets . . . . . | 95 |
| PST5-3 | Run Stream . . . . . | 99 |
| PST5-4 | Sample Output . . . . . | 100 |
| PST6-1 | Run Stream . . . . . | 113 |
| PST6-2 | Sample Output . . . . . | 114 |

| Figure Number | Title | Page Number |
|---|---|---|
| PST7-1 | Run Stream | 121 |
| PST7-2 | Sample Output | 122 |
| PST8-1 | Run Stream | 127 |
| PST8-2 | Sample Output | 128 |
| PST9-1 | Run Stream | 131 |
| PST9-2 | Sample Output | 132 |
| PST10-1 | EIS/PS Retrieval Control Card | 144 |
| PST10-2 | Definition of EIS/PS Retrieval Control Card Fields | 145 |
| PST10-3 | Valid Retrieval Data Names | 146 |
| PST10-4 | Format for EIS/PS Retrieval Language Specifications | 151 |
| PST10-5 | Definitions of EIS/PS Retrieval Language Specification Fields | 152 |
| PST10-6 | EIS/PS Retrieval Specification Load Sheets | 154 |
| PST10-7 | Run Stream | 155 |
| PST10-8 | Sample Output | 156 |
| PST11-1 | Run Stream | 161 |
| PST11-2 | Sample Output | 162 |
| PST12-1 | Run Stream | 168 |
| PST12-2 | Sample Output | 169 |
| PST13-1 | Run Stream | 173 |
| PST13-2 | Sample Output | 174 |
| PST14-1 | Run Stream | 176 |
| PST14-2 | Sample Output | 177 |

| Figure Number | Title | Page Number |
|---|---|---|
| PST15-1 | Format of Sort Specification Cards | 182 |
| PST15-2 | Valid Sort Data Names | 183 |
| PST15-3 | Run Stream | 187 |
| PST15-4 | Sample Output | 188 |
| PST16-1 | Run Stream | 190 |
| PST16-2 | Sample Output | 191 |
| PST17-1 | Run Stream | 196 |
| PST17-2 | Sample Output | 197 |
| PST18-1 | Run Stream | 204 |
| PST18-2 | Sample Output | 205 |
| PST19-1 | Run Stream | 213 |
| PST19-2 | Master File Internal Transactions | 214 |
| PST19-3 | Sample Output | 215 |
| PST20-1 | Run Stream | 222 |
| PST20-2 | Sample Output | 223 |
| PST21-1 | Run Stream | 228 |
| PST21-2 | Sample Output | 229 |
| PST22-1 | Run Stream | 235 |
| PST22-2 | Sample Output | 236 |
| PST23-1 | Format of Quick Look Retrieval Specification Cards | 243 |
| PST23-2 | Description of Quick Look Retrieval Specification Fields | 248 |
| PST23-3 | Quick Look Retrieval Load Sheets | 253 |

| Figure Number | Title | Page Number |
|---|---|---|
| PST23-4 | Quick Look Data Element Abbreviations | 255 |
| PST23-5 | Run Stream | 264 |
| PST23-6 | Sample Output | 265 |
| PST24-1 | Run Stream | 275 |
| PST24-2 | Sample Output | 276 |
| PST25-1 | Run Stream | 284 |
| PST25-2 | Sample Output | 285 |
| PST26-1 | Run Stream | 290 |
| PST26-2 | Sample Output | 291 |
| PST27-1 | Run Stream | 299 |
| PST27-2 | Sample Output | 300 |
| PST28-1 | Run Stream | 306 |
| PST28-2 | Sample Output | 307 |
| PST29-1 | Run Stream | 314 |
| PST29-2 | Source Listing Page Containing Copy Member | 315 |
| PST29-3 | Sample Output | 316 |
| PST30-1 | Run Stream | 322 |
| PST30-2 | Sample Output | 323 |
| PST31-1 | Run Stream | 329 |
| PST31-2 | Sample Output | 330 |
| PST32-1 | Control Card Formats | 336 |
| PST32-2 | Run Stream | 341 |
| PST32-3 | Sample Output | 342 |

| Figure Number | Title | Page Number |
|---|---|---|
| PST33-1 | Run Stream | 345 |
| PST33-2 | Sample Output | 346 |
| PST34-1 | Run Stream | 349 |
| PST34-2 | Sample Output | 350 |
| PST35-1 | Run Stream | 353 |
| PST35-2 | Sample Output | 354 |
| PST36-1 | Run Stream | 357 |
| PST36-2 | Sample Output | 358 |

ACKNOWLEDGEMENT

This manual was prepared by the Research Triangle Institute, Research Triangle Park, North Carolina, for the Environmental Protection Agency under Contract 68-02-3011.

The development of this manual documenting the EIS/PS test run series has been largely a team effort between RTI and Mr. Edward J. Mask of EPA/NADB.

The work has been conducted under the direction of Mr. Edward J. Mask of the National Air Data Branch (NADB), who is the EPA Project Officer for the contract.

RTI staff members principally participating in the development of this document are:

R. C. Haws, Laboratory Supervisor

L. R. McMaster, Project Leader

D. L. Franke, Scientific Programmer/Analyst

W. M. Bailey, Scientific Programmer

F. A. Farmer, Scientific Programmer/Analyst

C. O. Scheper, Programmer/Analyst

A. F. Tallant, Scientific Programmer

D. S. Chase, Secretary

This page left blank intentionally.

# INTRODUCTION

The purpose of this manual is to document the EIS/PS test run series released by the Environmental Protection Agency, as part of the EIS/PS installation package. This document replaces Air Pollution Training Institute Manual 475, Comprehensive Data Handling System, Volume 1, Emission Inventory Subsystem/Permits and Registration (EIS/P&R).

The test run series is divided into two major areas: basic test runs and ad hoc test runs. The basic test runs exercise each program in EIS/PS at least once and provide the user with a means of determining whether or not the installation of EIS/PS has been successful.

The ad hoc test runs further exercise the capabilities of the EIS/PS programs. The ad hoc test runs also provide the user with examples of how various combinations of EIS/PS programs may be used to generate certain reports or to accomplish special tasks. Any programs added to the original EIS/PS system are exercised by ad hoc test runs.

The EIS/PS User's Guide should be used as a reference in conjunction with this manual. Appendix A of this manual provides a cross-reference of test, procedures, and programs.

EIS/PS Test 1

Create and Print the Official NADB Emission Factor File and Description File

In this test run, the official NADB EIS/PS emission factor file and description file are created from current NEDS emission factor transactions using the cataloged procedure EPEME20 which executes PSRNEEF (EP0010), the NEDS emission factor file transaction sort program; PCVNEEF (EP0020), the NEDS to EIS/PS emission factor file transaction conversion program; PSREFTR (EP0030), the emission factor file transaction sort program; and PEMEFAC (EP0040), the emission factor file edit-maintenance program. A detailed report of the emission factor file and the description file is printed using the cataloged procedure EPRPE10 which executes PRPEFAC (EP0230), the emission factor file detailed report program.

PSRNEEF (EP0010) sorts NEDS emission factor file transactions into the sequence required by PCVNEEF (EP0020). Figure PST1-1 shows the NEDS emission factor file transaction formats. The fields of each transaction are sorted in the following order:

| Columns | Description | Sort Order |
|---|---|---|
| 1 - 8 | SCC | Ascending |
| 80 | Card Type | Ascending |
| 10 | Action Code | * |

The first transaction in the sorted file is a header record generated by PSRNEEF (EP0010). All NEDS emission factor file transactions must be sorted by PSRNEEF (EP0010) before they can be used as input to PCVNEEF (EP0020).

PCVNEEF (EP0020) converts NEDS emission factor file transactions into EIS/PS emission factor file transactions. There are three types of NEDS emission factor file transactions: type-1, type-2, and type-3. Refer to Figure PST1-1 for the NEDS emission factor file transaction formats. These NEDS emission factor transactions are converted into EIS/PS emission factor file transactions, of which there are four types. Types 1, 2, and 3 are used

* Sort sequence is D (delete), A (add), C (change).

to create or update records in the EIS/PS description file and type-4 transactions are used to create or update records in the EIS/PS emission factor file. Figures PST1-2 and PST1-3 show the EIS/PS emission factor file transaction formats and the transaction load sheet, respectively.

In the input NEDS emission factor transaction file there can be a maximum of three NEDS transactions, one of each type, associated with a given SCC number. Each transaction associated with a given SCC number must contain the same action code. Data from a NEDS type-1 transaction is transferred to data fields of EIS/PS type-1 and type-2 transactions. Data from a NEDS type-2 transaction is transferred to data fields of EIS/PS type-2 and type-3 transactions. A NEDS type-3 transaction is used to create EIS/PS type-4 transactions for the five criteria pollutants (TSP, $SO_2$, $NO_x$, HC, and CO). Also, if the NEDS type-3 transaction is an add transaction, an EIS/PS type-4 transaction containing a pollutant ID of zero is created for the purpose of entering ash and sulfur contents for the SCC.

The creation of an emission factor file record requires a NEDS type-3 transaction. If NEDS type-1 and/or type-2 transactions are not present for a SCC number, the corresponding EIS/PS transaction types 1, 2, and 3 will be generated. The data fields for these generated transactions will contain messages indicating that they were created by PCVNEEF (EP0020). Any combination of the three types of NEDS transactions is valid for change transactions. Corresponding EIS/PS transactions are generated from the NEDS change transactions, provided that all the data fields of the NEDS transactions are not blank. Only the NEDS type-1 transaction is valid as a delete transaction.

The option card contains a list option and an option date. When LIST is coded in columns 1 through 4 of the option card, a listing of the input NEDS transactions and the associated EIS/PS transactions will be printed. Leaving this field blank will cause the transaction listing to be suppressed. An option date <u>must</u> appear in columns 21 through 25 of the option card in the Julian form YYDDD, where YY is the year and DDD is the day of the year. The option date is inserted in the output EIS/PS transactions and should therfore be the current date.

PSREFTR (EP0030) sorts EIS/PS emission factor transactions (see Figure PST1-2) into the sequence required by the emission factor file edit-maintenance program. The fields of each transaction are sorted in the following order:

| Columns | Description | Sort Order |
|---|---|---|
| 3 - 10 | SCC | Ascending |
| 11 | Emission Factor Origin | Ascending |
| 12 | Emission Factor Source Type | Ascending |
| 13 - 17 | Pollutant ID | Ascending |
| 1 | Card Type | Ascending |
| 2 | Action Code | * |
| 18 - 22 | Date | Ascending |

The first transaction in the sorted file is a header record generated by PSREFTR (EP0030). All emission factor file transactions must be sorted by PSREFTR (EP0030) before they can be used to create or update the emission factor and description files.

PEMEFAC (EP0040) edits EIS/PS emission factor file transactions and updates the EIS/PS emission factor and description files using those transactions that pass the edit criteria. See Figure PST1-2 for the four EIS/PS emission factor file transaction formats and Figure PST1-3 for the load sheet.

Transaction types 1, 2, and 3 are used for updating the description file, and type-4 transactions are used for updating the emission factor file. Therefore, the following transactions are required to add a new SCC to the files: one type-1 transaction, one type-2 transaction, one type-3 transaction, and one or more type-4 transactions. A maximum of 17 type-4 (pollutant) transactions is allowed by the program for each SCC/ORIGIN/SOURCE combination, the first of which must contain a zero pollutant ID. The type-4 transaction containing the zero pollutant ID allows the user to enter the ash and sulfur contents for the specified SCC.

---

* Sort sequence is D (delete), A (add), C (change).

When these files are updated, the header record control date for each file is updated using the date specified by the user on the option card. These header records also contain the date of the previous update run as well as a generation number which begins at 1 and is incremented by 1 during each update run. Therefore, the user can determine that the most recent files are being used.

The option card must contain a control date supplied by the user. This date is coded in columns 1 through 5 and must be in the Julian form YYDDD. The option card control date must be greater than the control dates in both file header records. The warning-suppression option controls the printing of warning messages. Coding FLAGW in columns 7 through 11 will cause any warning messages that are generated to be printed in the diagnostic report. To suppress the listing of these warning messages, the field must be left blank. Also, if the field is coded incorrectly, the warning messages will be suppressed. The list option allows the user to obtain listings of the transactions, the input emission factor and description files, and the output emission factor and description files. Coding LIST in columns 13 through 16 will cause all five listings to be printed; leaving this field blank will cause all five listings to be suppressed. Also, if the field is coded incorrectly, the lisings will be suppressed.

PRPEFAC (EP0230) produces a detailed report of the EIS/PS emission factor file and description file. The report is printed in ascending order by SCC number. The description record for each SCC is printed first, followed by all of the emission factor file records which contain a matching SCC number. Each SCC group is further subdivided by ORIGIN/SOURCE combinations as they appear in the emission factor file.

The run stream for this test run contains the JCL needed to create the official NADB EIS/PS emission factor and description files and produce a detailed report of these files. This run stream is shown in Figure PST1-4. It does not show all the input NEDS emission factor file transactions in the run stream, but does show the necessary JCL. The sample output produced by this test run is shown in Figure PST1-5.

First, the run stream executes the cataloged procedure EPEME20. Substitutable parameters are used to name EPEMFAC as the new emission factor file and EPDESCR as the new description file. The user must supply the DD (data definition) information for the input NEDS emission factor file transactions in the SORT1 step and the option card files in the CONVERT and UPDATE steps. Since this test run creates the initial EIS/PS emission factor and description files, there is obviously not an input emission factor file or description file to be accessed. This is why the old emission factor file EPSOLEF, and the old description file, EPSOLDS, must be dummy files in the UPDATE step. The option specified in the CONVERT step of this test run is 80032, and the options specified in the UPDATE step are 80032 and FLAGW.

Next, the cataloged procedure EPRPE10 is executed to produce a detailed report of the emission factor and description files. Substitutable parameters are used to specify EPEMFAC as the input emission factor file and EPDESCR as the input description file.

Header Record

| Column # | Field Length | Data Type | Description |
|---|---|---|---|
| 1 - 8 | 8 | Numeric | Zeroes |
| 9 - 80 | 72 | | Not Used |

(Page 1 of 4)

Figure PST1-1. NEDS Emission Factor File Transaction Formats

Card 1

| Column # | Field Length | Data Type | Description |
|---|---|---|---|
| 1 - 8 | 8 | Numeric | SCC Number |
| 9 | 1 | | Not Used |
| 10 | 1 | Alphabetic | Action Code |
| 11 - 27 | 17 | Alphanumeric | SCC Description 1 |
| 28 - 44 | 17 | Alphanumeric | SCC Description 2 |
| 45 - 61 | 17 | Alphanumeric | SCC Description 3 |
| 62 - 78 | 17 | Alphanumeric | SCC Description 4 |
| 79 | 1 | | Not Used |
| 80 | 1 | Numeric | Card Type |

(Page 2 of 4)

Figure PST1-1 - continued. NEDS Emission Factor File Transaction Formats

Card 2

| Column # | Field Length | Data Type | Description |
|---|---|---|---|
| 1 - 8 | 8 | Numeric | SCC Number |
| 9 | 1 | | Not Used |
| 10 | 1 | Alphabetic | Action Code |
| 11 - 45 | 35 | Alphanumeric | Units Description 1 |
| 46 - 79 | 34 | Alphanumeric | Units Description 2 |
| 80 | 1 | Numeric | Card Type |

(Page 3 of 4)

Figure PST1-1 - continued. NEDS Emission Factor File Transaction Formats

Card 3

| Columns | Field Length | Data Type | Description |
|---|---|---|---|
| 1 - 8 | 8 | Numeric | SCC Number |
| 9 | 1 | | Not Used |
| 10 | 1 | Alphabetic | Action Code |
| 11 - 19 | 9 | Numeric | TSP Emission Factor* |
| 20 - 23 | 4 | Alphanumeric | TSP Flags |
| 24 - 32 | 9 | Numeric | $SO_2$ Emission Factor* |
| 33 - 36 | 4 | Alphanumeric | $SO_2$ Flags |
| 37 - 45 | 9 | Numeric | $NO_x$ Emission Factor* |
| 46 - 49 | 4 | Alphanumeric | $NO_x$ Flags |
| 50 - 58 | 9 | Numeric | HC Emission Factor* |
| 59 - 62 | 4 | Alphanumeric | HC Flags |
| 63 - 71 | 9 | Numeric | CO Emission Factor* |
| 72 - 75 | 4 | Alphanumeric | CO Flags |
| 76 - 79 | 4 | | Not Used |
| 80 | 1 | Numeric | Card Type |

*Format includes a decimal point with 6 digits to the left and 2 digits to the right.

(Page 4 of 4)

Figure PST1-1 - continued. NEDS Emission Factor File Transaction Formats

Header Card

| Columns | Field Length | Data Type | Definition |
|---|---|---|---|
| 1 - 22 | 22 | Numeric | Zeroes |
| 23 - 80 | 58 | | Not Used |

(Page 1 of 5)

Figure PST1-2. EIS/PS Emission Factor File Transaction Formats

Card 1

| Columns | Field Length | Data Type | Description |
|---|---|---|---|
| 1 | 1 | Numeric | Card Type |
| 2 | 1 | Alphabetic | Action Code |
| 3 - 10 | 8 | Numeric | SCC Number |
| 11 - 17 | 7 | Blank | Key Alignment |
| 18 - 22 | 5 | Numeric | Date |
| 23 - 39 | 17 | Alphanumeric | SCC Description - Category 1 |
| 40 - 56 | 17 | Alphanumeric | SCC Description - Category 2 |
| 57 - 73 | 17 | Alphanumeric | SCC Description - Category 3 |
| 74 - 80 | 7 | | Not Used |

(Page 2 of 5)

Figure PST1-2. EIS/PS Emission Factor File Transaction Formats

Card 2

| Columns | Field Length | Data Type | Description |
|---|---|---|---|
| 1 | 1 | Numeric | Card Type |
| 2 | 1 | Alphabetic | Action Code |
| 3 - 10 | 8 | Numeric | SCC Number |
| 11 - 17 | 7 | Blank | Key Alignment |
| 18 - 22 | 5 | Numeric | Date |
| 23 - 39 | 17 | Alphanumeric | SCC Description - Category 4 |
| 40 - 74 | 35 | Alphanumeric | Units Description, Characters 1 to 35 |
| 75 - 80 | 6 | | Not Used |

(Page 3 of 5)

Figure PST1-2 - continued. EIS/PS Emission Factor File Transaction Formats

Card 3

| Columns | Field Length | Data Type | Definition |
|---|---|---|---|
| 1 | 1 | Numeric | Card Type |
| 2 | 1 | Alphabetic | Action Code |
| 3 - 10 | 8 | Numeric | SCC Number |
| 11 - 17 | 7 | Blank | Key Alignment |
| 18 - 22 | 5 | Numeric | Date |
| 23 - 56 | 34 | Alphanumeric | Units Description, Characters 36 to 69 |
| 57 - 80 | 24 | | Not Used |

(Page 4 of 5)

Figure PST1-2 - continued. EIS/PS Emission Factor File Transaction Formats

Card 4

| Columns | Field Length | Data Type | Description |
|---|---|---|---|
| 1 | 1 | Numeric | Card Type |
| 2 | 1 | Alphabetic | Action Code |
| 3 - 10 | 8 | Numeric | SCC Number |
| 11 | 1 | Alphabetic | Emission Factor Origin |
| 12 | 1 | Alphanumeric | Emission Factor Source Type |
| 13 - 17 | 5 | Numeric | Pollutant ID |
| 18 - 22 | 5 | Numeric | Date |
| 23 - 42 | 20 | Alphanumeric | Pollutant Name |
| 43 - 44 | 2 | | NEDS V Flags (not used) |
| 45 | 1 | Alphabetic | Ash Flag |
| 46 | 1 | Alphabetic | Sulfur Flag |
| 47 - 48 | 2 | Alphanumeric | Unit of Measure Code |
| 49 - 57 | 9 | Numeric | Emission Factor |
| 58 - 60 | 3 | Numeric | Ash Content* |
| 61 - 63 | 3 | Numeric | Sulfur Content* |
| 64 - 66 | 3 | Numeric | Control Device Efficiency |
| 67 | 1 | Alphanumeric | Emission Factor Confidence Level |
| 68 - 80 | 13 | | Not Used |

*Necessary only on zero pollutant transactions

(Page 5 of 5)

Figure PST1-2 - continued. EIS/PS Emission Factor File Transaction Formats

AGENCY _____

**EMISSIONS INVENTORY SYSTEM/POINT SOURCE (EIS/PS)**
**COMPREHENSIVE DATA HANDLING SYSTEM (CDHS)**
**EMISSION FACTOR FILE TRANSACTIONS**

BY _____
DATE _____
PAGE _____ OF _____

| SCC NUMBER | DATE OF RECORD YR | DATE OF RECORD DAY |
|---|---|---|
| 3 — 10 | 18 | 22 |

| NBR | ACTION | NEDS CATEGORY 1 | NEDS CATEGORY 2 | NEDS CATEGORY 3 |
|---|---|---|---|---|
| | 2 | 23 | 40 | 57 — 73 |
| 1 | | | | |

| NBR | ACTION | NEDS CATEGORY 4 | NEDS UNITS 1 - 35 |
|---|---|---|---|
| 1 | 2 | 23 | 40 — 74 |
| 2 | | | |

| NBR | ACTION | NEDS UNITS 36 - 69 |
|---|---|---|
| 1 | 2 | 23 — 56 |
| 3 | | |

| NBR | ACTION | ORG | SRC | POLLUTANT ID | POLLUTANT NAME | FLAGS V | FLAGS A | FLAGS S | UNIT MEAS | EMISSION FACTOR | ASH CNT | SUL CNT | CDEF | CONF |
|---|---|---|---|---|---|---|---|---|---|---|---|---|---|---|
| 1 | 2 | 11 | 12 | 13 — 17 | 23 — 42 | 43 | 45 | 46 | 47 | 49 | 58 | 61 | 64 | 67 |
| 4 | | | | ØØØØØ | | | | | | | | | | |
| 4 | | | | | | | | | | | | | | |
| 4 | | | | | | | | | | | | | | |
| 4 | | | | | | | | | | | | | | |
| 4 | | | | | | | | | | | | | | |
| 4 | | | | | | | | | | | | | | |
| 4 | | | | | | | | | | | | | | |
| 4 | | | | | | | | | | | | | | |
| 4 | | | | | | | | | | | | | | |
| 4 | | | | | | | | | | | | | | |
| 4 | | | | | | | | | | | | | | |
| 4 | | | | | | | | | | | | | | |
| 4 | | | | | | | | | | | | | | |
| 4 | | | | | | | | | | | | | | |
| 4 | | | | | | | | | | | | | | |
| 4 | | | | | | | | | | | | | | |

Figure PST1-3. EIS/PS Emission Factor File Transaction Load Sheet

```
//PSTES101 JOB   (ACCOUNTING INFO)
//*
//*   CREATE THE LIVE EMISSION FACTOR FILE AND DESCRIPTION FILE
//*   FROM NEDS TRANSACTIONS AND PRODUCE AN EMISSION FACTOR
//*   DETAILED REPORT
//*
//TEST1A EXEC EPEMF20,
//       NEWEMFC=EPEMFAC,
//       NEWDESC=EPDESCR,
//       WORKSPC='50,20'
//*
//*   PRODUCE THE LIVE EMISSION FACTOR FILE AND DESCRIPTION
//*   FILE FROM CURRENT NEDS TRANSACTIONS
//*
//SORT1.INPUT DD *
10100101 AEXTCOMB BOILER   ELECTRIC GENERATNANTHRACITE COAL  PULVERIZED COAL   1
10100101 ATONS BURNED                                                        0 2
10100101 A     17.00  A    38.00  S     18.00          .00          1.00      3
10100102 AEXTCOMB BOILER   ELECTRIC GENERATNANTHRACITE COAL  TRV GRATE STOKERS 1
10100102 ATONS BURNED                                                        0 2
10100102 A      1.00  A    38.00  S     10.00          .00          1.00      3
10100103 AEXTCOMB BOILER   ELECTRIC GENERATNANTHRACITE COAL  10-100MMBTU PUL** 1
10100103 ATONS BURNED                                                        0 2
10100103 A     17.00  A    38.00  S     18.00          .03          1.00      3
10100104 AEXTCOMB BOILER   ELECTRIC GENERATNANTHRACITE COAL  10-100MMBTU STO** 1
10100104 ATONS BURNED                                                        0 2
10100104 A      2.00  A    38.00  S     10.50          .20          6.00      3
10100105 AEXTCOMB BOILER   ELECTRIC GENERATNANTHRACITE COAL  <10MMBTU PULVIZ** 1
10100105 ATONS BURNED                                                        0 2
10100105 A     17.00  A    38.00  S     18.00          .03          1.00      3
10100106 AEXTCOMB BOILER   ELECTRIC GENERATNANTHRACITE COAL  <10MMBTU STOKER** 1
10100106 ATONS BURNED                                                        0 2
10100106 A      2.00  A    38.00  S      6.00          .20         10.00      3
10100199 AEXTCOMB BOILER   ELECTRIC GENERATNANTHRACITE COAL  OTHER/NOT CLASI** 1
10100199 ATONS BURNED                                                        0 2
10100199 A     17.00  A    38.00  S     18.00          .03          1.00      3
10100201 AEXTCOMB BOILER   ELECTRIC GENERATNBITUMINOUS COAL  PULV COAL WET BOT 1
10100201 ATONS BURNED                                                        0 2
```

(Remainder of transactions omitted)

```
//CONVERT.OPTIONS DD *
                    R0032
//UPDATE.EPSOLFF DD DUMMY
//UPDATE.EPSOLDS DD DUMMY
//UPDATE.OPTIONS DD *
R0032 FLAGN
//*
//*   PRINT A DETAILED REPORT OF THE EMISSION FACTOR FILE
//*
//TEST1B EXEC EPRPF10,
//       EMFCFIL=EPEMFAC,
//       DESCFIL=EPDESCR
```

Figure PST1-4. Run Stream

```
PROGRAM NAME: PSRNEEF (EP0010)
REVISION LEVEL: 1-00
LAST UPDATE #: P-1
DATE INCORPORATED: FEBRUARY 1, 1980

NUMBER OF TRANSACTIONS READ:          6,137
NUMBER OF TRANSACTIONS WRITTEN:       6,138
NUMBER OF ERRORS DETECTED:                0
```

Figure PST1-5. Sample Output (Page 1 of 6)

```
                    NEDS TO EIS/PS EMISSION FACTOR CONVERSION PROGRAM  -  DIAGNOSTIC REPORT                    PAGE    1

PROGRAM NAME: PCVNEEF (EP0020)
REVISION LEVEL: 1-00
LAST UPDATE #: P-1
DATE INCORPORATED: FEBRUARY 1, 1980

                         EIS/PS EMISSION FACTOR CONVERSION CONTROL CARDS LISTING

LIST OPTION          JULIAN DATE
                     80032                                          6158.

10101201 A                                                                    3
          *** PCVNEEF 008 ERROR - NO USABLE POLLUTANT FIELDS IN RECORD - NO OUTPUT CREATED FOR THIS SCC
++++++++++++++++++++++++++++++++++++++++++++++++++++++++++++++++++++++++++++++++++++++++++++++++++++++++++++++++++++++++++++++

10101202 A                                                                    3
          *** PCVNEEF 008 ERROR - NO USABLE POLLUTANT FIELDS IN RECORD - NO OUTPUT CREATED FOR THIS SCC
++++++++++++++++++++++++++++++++++++++++++++++++++++++++++++++++++++++++++++++++++++++++++++++++++++++++++++++++++++++++++++++

10101203 A                                                                    3
          *** PCVNEEF 008 ERROR - NO USABLE POLLUTANT FIELDS IN RECORD - NO OUTPUT CREATED FOR THIS SCC
++++++++++++++++++++++++++++++++++++++++++++++++++++++++++++++++++++++++++++++++++++++++++++++++++++++++++++++++++++++++++++++

10101301 A                                                                    3
          *** PCVNEEF 008 ERROR - NO USABLE POLLUTANT FIELDS IN RECORD - NO OUTPUT CREATED FOR THIS SCC
++++++++++++++++++++++++++++++++++++++++++++++++++++++++++++++++++++++++++++++++++++++++++++++++++++++++++++++++++++++++++++++

10101303 A                                                                    3
          *** PCVNEEF 008 ERROR - NO USABLE POLLUTANT FIELDS IN RECORD - NO OUTPUT CREATED FOR THIS SCC
++++++++++++++++++++++++++++++++++++++++++++++++++++++++++++++++++++++++++++++++++++++++++++++++++++++++++++++++++++++++++++++

10199997 A                                                                    3
          *** PCVNEEF 008 ERROR - NO USABLE POLLUTANT FIELDS IN RECORD - NO OUTPUT CREATED FOR THIS SCC
++++++++++++++++++++++++++++++++++++++++++++++++++++++++++++++++++++++++++++++++++++++++++++++++++++++++++++++++++++++++++++++

10199998 A                                                                    3
          *** PCVNEEF 008 ERROR - NO USABLE POLLUTANT FIELDS IN RECORD - NO OUTPUT CREATED FOR THIS SCC
++++++++++++++++++++++++++++++++++++++++++++++++++++++++++++++++++++++++++++++++++++++++++++++++++++++++++++++++++++++++++++++

10199999 A                                                                    3
          *** PCVNEEF 008 ERROR - NO USABLE POLLUTANT FIELDS IN RECORD - NO OUTPUT CREATED FOR THIS SCC
++++++++++++++++++++++++++++++++++++++++++++++++++++++++++++++++++++++++++++++++++++++++++++++++++++++++++++++++++++++++++++++

10200702 A                                                                    3
          *** PCVNEEF 008 ERROR - NO USABLE POLLUTANT FIELDS IN RECORD - NO OUTPUT CREATED FOR THIS SCC
++++++++++++++++++++++++++++++++++++++++++++++++++++++++++++++++++++++++++++++++++++++++++++++++++++++++++++++++++++++++++++++

10200703 A                                                                    3
          *** PCVNEEF 008 ERROR - NO USABLE POLLUTANT FIELDS IN RECORD - NO OUTPUT CREATED FOR THIS SCC
++++++++++++++++++++++++++++++++++++++++++++++++++++++++++++++++++++++++++++++++++++++++++++++++++++++++++++++++++++++++++++++

10200705 A                                                                    3
```

Figure PST1-5 - continued. Sample Output (Page 2 of 6)

```
NEDS TO EIS/PS EMISSION FACTOR CONVERSION PROGRAM  -  SUMMARY REPORT                    PAGE    1

INPUT (NEDS) RECORD COUNT:          6,138
OUTPUT (EIS/PS) RECORD COUNT:      11,615
NUMBER OF ABORTS DETECTED:              0
NUMBER OF ERRORS DETECTED:            570
NUMBER OF WARNINGS DETECTED:            1

PROGRAM NAME: PCVNEEF (EP0020)
REVISION LEVEL: 1-00
LAST UPDATE #: P-1
DATE INCORPORATED: FEBRUARY 1, 1980
```

---

```
EIS/PS EMISSION FACTOR FILE TRANSACTION SORT PROGRAM  -  DIAGNOSTIC REPORT                PAGE    1

PROGRAM NAME: PSREFTR (EP0030)
REVISION LEVEL: 1-00
LAST UPDATE #: P-1
DATE INCORPORATED: FEBRUARY 1, 1980

NUMBER OF TRANSACTIONS READ:                          11,615
NUMBER OF TRANSACTIONS WRITTEN:                       11,616
NUMBER OF ERRORS DETECTED:                                 0
NUMBER OF TRANSACTIONS REJECTED:                           0
```

Figure PST1-5 - continued. Sample Output (Page 3 of 6)

EIS/PS EMISSION FACTOR FILE EDIT-MAINTENANCE PROGRAM - DIAGNOSTIC REPORT PAGE 1

PROGRAM NAME: PEMEFAC (EP0040)
REVISION LEVEL: 1-00
LAST UPDATE #: P-1
DATE INCORPORATED: FEBRUARY 1, 1980

OPTION CARD

CONTROL DATE IS 80032, ERROR OPTION IS FLAGW , LIST OPTION IS NOLIST

| | |
|---|---|
| NUMBER OF INPUT TRANSACTIONS READ: | 11,616 |
| NUMBER OF ABORT MESSAGES: | 0 |
| NUMBER OF DISASTER MESSAGES: | 0 |
| NUMBER OF ERROR MESSAGES: | 0 |
| NUMBER OF WARNING MESSAGES: | 0 |
| NUMBER OF CONDITIONAL MESSAGES: | 0 |
| NUMBER OF TRANSACTIONS REJECTED: | 0 |
| NUMBER OF SCC-DESCRIPTION FILE RECORDS READ: | 0 |
| NUMBER OF SCC-DESCRIPTION FILE RECORDS WRITTEN: | 1,477 |
| NUMBER OF SCC-EMISSION-FACTOR FILE RECORDS READ: | 0 |
| NUMBER OF SCC-EMISSION-FACTOR FILE RECORDS WRITTEN: | 7,188 |

---

EMISSION FACTOR FILE DETAILED REPORT PROGRAM - DIAGNOSTIC REPORT PAGE 1

PROGRAM NAME: PRPEFAC (EP0230)
REVISION LEVEL: 1-00
LAST UPDATE #: P-1
DATE INCORPORATED: FEBRUARY 1, 1980

Figure PST1-5 - continued. Sample Output (Page 4 of 6)

```
SCC 10100101 DATE 80032 CAT1 EXTCOMB BOILER    CAT2 ELECTRIC GENERATN CAT3 ANTHRACITE COAL   CAT4 PULVERIZED COAL
                        UNITS  TONS BURNED                                                          0

    FEDERAL      POLL ID 00000                          DATE 80032  CNTL 80032  CONTENTS: ASH=     , SULFUR=
                 POLL ID 11101  PARTICULATE FACTOR      DATE 80032  EMF      17.000                          A/S A
                 POLL ID 42101  CO FACTOR               DATE 80032  EMF       1.000
                 POLL ID 42401  SO2 FACTOR              DATE 80032  EMF      38.000                          A/S S
                 POLL ID 42602  NOX FACTOR              DATE 80032  EMF      18.000
                 POLL ID 43101  HC FACTOR               DATE 80032  EMF       0.000

SCC 10100102 DATE 80032 CAT1 EXTCOMB BOILER    CAT2 ELECTRIC GENERATN CAT3 ANTHRACITE COAL   CAT4 TRV GRATE STOKERS
                        UNITS  TONS BURNED                                                          0

    FEDERAL      POLL ID 00000                          DATE 80032  CNTL 80032  CONTENTS: ASH=     , SULFUR=
                 POLL ID 11101  PARTICULATE FACTOR      DATE 80032  EMF       1.000                          A/S A
                 POLL ID 42101  CO FACTOR               DATE 80032  EMF       1.000
                 POLL ID 42401  SO2 FACTOR              DATE 80032  EMF      38.000                          A/S S
                 POLL ID 42602  NOX FACTOR              DATE 80032  EMF      10.000
                 POLL ID 43101  HC FACTOR               DATE 80032  EMF       0.000

SCC 10100103 DATE 80032 CAT1 EXTCOMB BOILER    CAT2 ELECTRIC GENERATN CAT3 ANTHRACITE COAL   CAT4 10-100MMBTU PUL**
                        UNITS  TONS BURNED                                                          0

    FEDERAL      POLL ID 00000                          DATE 80032  CNTL 80032  CONTENTS: ASH=     , SULFUR=
                 POLL ID 11101  PARTICULATE FACTOR      DATE 80032  EMF      17.000                          A/S A
                 POLL ID 42101  CO FACTOR               DATE 80032  EMF       1.000
                 POLL ID 42401  SO2 FACTOR              DATE 80032  EMF      38.000                          A/S S
                 POLL ID 42602  NOX FACTOR              DATE 80032  EMF      18.000
                 POLL ID 43101  HC FACTOR               DATE 80032  EMF       0.030

SCC 10100104 DATE 80032 CAT1 EXTCOMB BOILER    CAT2 ELECTRIC GENERATN CAT3 ANTHRACITE COAL   CAT4 10-100MMBTU STO**
                        UNITS  TONS BURNED                                                          0

    FEDERAL      POLL ID 00000                          DATE 80032  CNTL 80032  CONTENTS: ASH=     , SULFUR=
                 POLL ID 11101  PARTICULATE FACTOR      DATE 80032  EMF       2.000                          A/S A
                 POLL ID 42101  CO FACTOR               DATE 80032  EMF       6.000
                 POLL ID 42401  SO2 FACTOR              DATE 80032  EMF      38.000                          A/S S
                 POLL ID 42602  NOX FACTOR              DATE 80032  EMF      10.500
                 POLL ID 43101  HC FACTOR               DATE 80032  EMF       0.200

SCC 10100105 DATE 80032 CAT1 EXTCOMB BOILER    CAT2 ELECTRIC GENERATN CAT3 ANTHRACITE COAL   CAT4 <10MMBTU PULVIZ**
                        UNITS  TONS BURNED                                                          0

    FEDERAL      POLL ID 00000                          DATE 80032  CNTL 80032  CONTENTS: ASH=     , SULFUR=
                 POLL ID 11101  PARTICULATE FACTOR      DATE 80032  EMF      17.000                          A/S A
                 POLL ID 42101  CO FACTOR               DATE 80032  EMF       1.000
```

Figure PST1-5 - continued. Sample Output (Page 5 of 6)

```
HEADER RECORD CONTROL FIELDS

                    CONTROL DATE IS 80032, PREVIOUS DATE IS      0, GENERATION NUMBER IS      1

DESCRIPTION FILE RECORD COUNT:          1477

EMISSION FACTOR FILE RECORD COUNT:      7188

NUMBER OF SCCS IN LIST:                 1476

NUMBER OF POLLUTANT ENTRIES IN LIST:    7187
   FEDERAL POLLUTANT ENTRIES:           7187
   STATE POLLUTANT ENTRIES:                0
   LOCAL POLLUTANT ENTRIES:                0

NUMBER OF ERRORS DETECTED:                 0

NUMBER OF PAGES IN REPORT:               278


PROGRAM NAME: PKPEFAC (EP0230)
REVISION LEVEL: 1-00
LAST UPDATE #: P-1
DATE INCORPORATED: FEBRUARY 1, 1980
```

Figure PST1-5 - continued. Sample Output

(Page 6 of 6)

## EIS/PS Test 2

### Create the Emission Factor File and Description File from NEDS Transactions

In this test run the emission factor file and description file are created from NEDS transactions using the cataloged procedure EPEME20 which executes PSRNEEF (EP0010), the NEDS emission factor file transaction sort program; PCVNEEF (EP0020), the NEDS to EIS/PS emission factor file transaction conversion program; PSREFTR (EP0030), the emission factor file transaction sort program; and PEMEFAC (EP0040), the emission factor file edit-maintenance program.

These same programs were used in Test 1 to create the official NADB EIS/PS emission factor file and description file. For a description of each program refer to Test 1.

The run stream for this test run contains the JCL needed to create the EIS/PS emission factor and description files. This run stream is shown in Figure PST2-1. It does not show all the input NEDS emission factor file transactions in the run stream, but does show the necessary JCL.

The cataloged procedure executed by this run stream is EPEME20. Substitutable parameters are used to name EPEMFC1 as the new emission factor file and EPDESC1 as the new description file. The user must supply the DD (data definition) information for the input NEDS emission factor file transactions in the SORT1 step and the option card files in the CONVERT and UPDATE steps. Since this test run creates the initial EIS/PS emission factor and description files, there is obviously not an input emission factor file or description file to be accessed. This is why the old emission factor file EPSOLEF, and the old description file, EPSOLDS, must be dummy files in the UPDATE step. The options specified in the CONVERT step of this test run are LIST and 80057, and the options specified in the UPDATE step are 80057, FLAGW, and LIST. Refer to Figure PST2-2 for the sample output produced by this test run.

```
//PSTEST02 JOB     (ACCOUNTING INFO)
//*
//*   CREATE THE TEST EMISSION FACTOR FILE AND DESCRIPTION FILE FROM
//*   NEDS TRANSACTIONS
//*
//TEST2A EXEC EPEMF20,
//       TIME1='0,30',
//       TIME2='0,30',
//       TIME3='0,30',
//       TIME4='0,30',
//       NEWEMFC=EPEMFC1,
//       NEWDESC=EPDESC1,
//       WORKSPC='50,20'
//*
//*   PRODUCE THE TEST EMISSION FACTOR FILE AND DESCRIPTION FILE
//*
//SORT1.INPUT DD *
10100101 AEXTCOMB BOILER   ELECTRIC GENERATNANTHRACITE COAL  PULVERIZED COAL   1
10100101 ATONS BURNED                                                       0 2
10100101 A     17.00  A     38.00  S     18.00          .00          1.00     3
10100105 AEXTCOMB BOILER   ELECTRIC GENERATNANTHRACITE COAL  <10MMBTU PULVTZ** 1
10100105 ATONS BURNED                                                       0 2
10100105 A     17.00  A     38.00  S     18.00          .03          1.00     3
10100106 AEXTCOMB BOILER   ELECTRIC GENERATNANTHRACITE COAL  <10MMBTU STOKER** 1
10100106 ATONS BURNED                                                       0 2
10100106 A      2.00  A     38.00  S      6.00          .20         10.00     3
30100501 ACHEMICAL MFG     CARBON BLACK     CHANNEL PROCESS                   1
30100501 A                                                                   2
30100501 A  2300.00          .00          .00      11500.00     33500.00      3
30101302 ACHEMICAL MFG     AGRICULTURAL CHEMNITRIC ACID      ABSRBR TAILGAS/NW 1
30101302 ATONS PURE ACID PRODUCED                                           0 2
30101302 A                                4.50                               3
30200101 AFOOD/AGRICULTURE ALFALFA DEHYDRATNGENERAL          GENERAL        ** 1
30200101 ATONS MEAL PRODUCED                                                0 2
30200101 A     60.00                                                         3
30200201 AFOOD/AGRICULTURE COFFEE ROASTING  ROASTER          DIRECT FIRED      1
30200201 ATONS GREEN BEANS                                                  0 2
30200201 A      7.60                          .10                            3
30200202 AFOOD/AGRICULTURE COFFEE ROASTING  ROASTER          INDIRECT FIRED    1
30200202 ATONS GREEN BEANS                                                  0 2
30200202 A      4.20                          .10                            3
```

(Remainder of transactions omitted)

```
//CONVERT.OPTIONS DD *
LIST                 80057
//UPDATE.EPSOLEF DD DUMMY
//UPDATE.EPSOLDS DD DUMMY
//UPDATE.OPTIONS DD *
80057 FLAGW LIST
```

Figure PST2-1. Run Stream

```
EIS/PS NEDS EMISSION FACTOR FILE TRANSACTION SORT PROGRAM  -  DIAGNOSTIC REPORT                    PAGE     1

PROGRAM NAME: PSRNEEF (EP0010)
REVISION LEVEL: 1-00
LAST UPDATE #: P-1
DATE INCORPORATED: FEBRUARY 1, 1980

NUMBER OF TRANSACTIONS READ:            327
NUMBER OF TRANSACTIONS WRITTEN:         328
NUMBER OF ERRORS DETECTED:                0
```

Figure PST2-2. Sample Output (Page 1 of 9)

```
                    NEDS TO EIS/PS EMISSION FACTOR CONVERSION PROGRAM  -  DIAGNOSTIC REPORT                    PAGE     1

PROGRAM NAME: PCVNEEF (EP0020)
REVISION LEVEL: 1-00
LAST UPDATE #: P-1
DATE INCORPORATED: FEBRUARY 1, 1980

                              EIS/PS EMISSION FACTOR CONVERSION CONTROL CARDS LISTING

LIST OPTION          JULIAN DATE
LIST                 80057                                                    352.

10300701 AEXTCOMB BOILER   COMMERCL-INSTUTNLPROCESS GAS      SEWAGE GAS        1
10300701 AMILLION CUBIC FEET BURNED                                            2
         *** PCVNEEF 005 ERROR - NO VALID RECORD TYPE 3 FOR SCC 10300701 TO BE ADDED - NO OUTPUT FOR THIS SCC
++++++++++++++++++++++++++++++++++++++++++++++++++++++++++++++++++++++++++++++++++++++++++++++++++++++++++++++++++++++++++++++

30199999 A                                                                     3
         *** PCVNEEF 008 ERROR - NO USABLE POLLUTANT FIELDS IN RECORD - NO OUTPUT CREATED FOR THIS SCC
++++++++++++++++++++++++++++++++++++++++++++++++++++++++++++++++++++++++++++++++++++++++++++++++++++++++++++++++++++++++++++++

30200101 AFOOD/AGRICULTURE ALFALFA DEHYDRATNGENERAL          GENERAL        ** 1
         *** PCVNEEF 004 ERROR - ADDITIONAL RECORD FOR RECORD TYPE 1 OF SCC NUMBER 30200101 - RECORD REJECTED

30200101 ATONS MEAL PRODUCED                                              0 2
         *** PCVNEEF 004 ERROR - ADDITIONAL RECORD FOR RECORD TYPE 2 OF SCC NUMBER 30200101 - RECORD REJECTED

30200101 A    60.00                                                            3
         *** PCVNEEF 004 ERROR - ADDITIONAL RECORD FOR RECORD TYPE 3 OF SCC NUMBER 30200101 - RECORD REJECTED
++++++++++++++++++++++++++++++++++++++++++++++++++++++++++++++++++++++++++++++++++++++++++++++++++++++++++++++++++++++++++++++

30200199 A                                                                     3
         *** PCVNEEF 008 ERROR - NO USABLE POLLUTANT FIELDS IN RECORD - NO OUTPUT CREATED FOR THIS SCC
++++++++++++++++++++++++++++++++++++++++++++++++++++++++++++++++++++++++++++++++++++++++++++++++++++++++++++++++++++++++++++++

30500199 A                                                                     3
         *** PCVNEEF 008 ERROR - NO USABLE POLLUTANT FIELDS IN RECORD - NO OUTPUT CREATED FOR THIS SCC
++++++++++++++++++++++++++++++++++++++++++++++++++++++++++++++++++++++++++++++++++++++++++++++++++++++++++++++++++++++++++++++

30501605 A                                                                     3
         *** PCVNEEF 008 ERROR - NO USABLE POLLUTANT FIELDS IN RECORD - NO OUTPUT CREATED FOR THIS SCC
++++++++++++++++++++++++++++++++++++++++++++++++++++++++++++++++++++++++++++++++++++++++++++++++++++++++++++++++++++++++++++++

30501606 A                                                                     3
         *** PCVNEEF 008 ERROR - NO USABLE POLLUTANT FIELDS IN RECORD - NO OUTPUT CREATED FOR THIS SCC
++++++++++++++++++++++++++++++++++++++++++++++++++++++++++++++++++++++++++++++++++++++++++++++++++++++++++++++++++++++++++++++

39000502 AINDUSTRIAL PROCESINPROCESS FUEL   DISTILLATE OIL   CEMENT KILN/DRYER 1

         *** PCVNEEF 010 WARNING - SCC 39000502 TO BE ADDED, BUT NO RECORD 2 FOUND - OUTPUT FIELDS GENERATED

39000502 AINDUSTRIAL PROCESINPROCESS FUEL   DISTILLATE OIL   CEMENT KILN/DRYER 1
```

Figure PST2-2 - continued. Sample Output (Page 2 of 9)

```
INPUT (NEDS) RECORD COUNT:          328
OUTPUT (EIS/PS) RECORD COUNT:       867
NUMBER OF ABORTS DETECTED:            0
NUMBER OF ERRORS DETECTED:           13
NUMBER OF WARNINGS DETECTED:          1

PROGRAM NAME: PCVNEEF (EP0020)
REVISION LEVEL: 1-00
LAST UPDATE #: P-1
DATE INCORPORATED: FEBRUARY 1, 1980
```

Figure PST2-2 - continued. Sample Output (Page 3 of 9)

```
                                   EMISSION FACTOR TRANSACTIONS LISTING                                          PAGE     1

INPUT (NEDS) EMISSION FACTOR TRANSACTIONS
                                                OUTPUT (EIS/PS) EMISSION FACTOR TRANSACTIONS


10100101 AEXTCOMB BOILER   ELECTRIC GENERATNANTHRACITE COAL  PULVERIZED COAL   1
10100101 ATONS BURNED                                                      0 2
10100101 A000017.00  A 000038.00  S 000018.00    000000.00    000001.00       3

                                                1A10100101       80057EXTCOMB BOILER   ELECTRIC GENERATNANTHRACITE COAL
                                                2A10100101       80057PULVERIZED COAL  TONS BURNED
                                                3A10100101       80057                                  0
                                                4A10100101F 0000080057
                                                4A10100101F 1110180057PARTICULATE FACTOR    A   000017000
                                                4A10100101F 4240180057SO2 FACTOR             S  000038000
                                                4A10100101F 4260280057NOX FACTOR                000018000
                                                4A10100101F 4310180057HC FACTOR                 000000000
                                                4A10100101F 4210180057CO FACTOR                 000001000
++++++++++++++++++++++++++++++++++++++++++++++++++++++++++++++++++++++++++++++++++++++++++++++++++++++++++++++++++++++++++++++

10100105 AEXTCOMB BOILER   ELECTRIC GENERATNANTHRACITE COAL  <10MMBTU PULVIZ** 1
10100105 ATONS BURNED                                                      0 2
10100105 A000017.00  A 000038.00  S 000018.00    000000.03    000001.00       3

                                                1A10100105       80057EXTCOMB BOILER   ELECTRIC GENERATNANTHRACITE COAL
                                                2A10100105       80057<10MMBTU PULVIZ**TONS BURNED
                                                3A10100105       80057                                  0
                                                4A10100105F 0000080057
                                                4A10100105F 1110180057PARTICULATE FACTOR    A   000017000
                                                4A10100105F 4240180057SO2 FACTOR             S  000038000
                                                4A10100105F 4260280057NOX FACTOR                000018000
                                                4A10100105F 4310180057HC FACTOR                 000000030
                                                4A10100105F 4210180057CO FACTOR                 000001000
++++++++++++++++++++++++++++++++++++++++++++++++++++++++++++++++++++++++++++++++++++++++++++++++++++++++++++++++++++++++++++++

10100106 AEXTCOMB BOILER   ELECTRIC GENERATNANTHRACITE COAL  <10MMBTU STOKER** 1
10100106 ATONS BURNED                                                      0 2
10100106 A000002.00  A 000038.00  S 000006.00    000000.20    000010.00       3

                                                1A10100106       80057EXTCOMB BOILER   ELECTRIC GENERATNANTHRACITE COAL
                                                2A10100106       80057<10MMBTU STOKER**TONS BURNED
                                                3A10100106       80057                                  0
                                                4A10100106F 0000080057
                                                4A10100106F 1110180057PARTICULATE FACTOR    A   000002000
                                                4A10100106F 4240180057SO2 FACTOR             S  000038000
                                                4A10100106F 4260280057NOX FACTOR                000006000
                                                4A10100106F 4310180057HC FACTOR                 000000200
                                                4A10100106F 4210180057CO FACTOR                 000010000
++++++++++++++++++++++++++++++++++++++++++++++++++++++++++++++++++++++++++++++++++++++++++++++++++++++++++++++++++++++++++++++

10200204 AEXTCOMB BOILER   INDUSTRIAL       BITUMINOUS COAL  SPREADER STOKER   1
```

Figure PST2-2 - continued. Sample Output (Page 4 of 9)

```
PROGRAM NAME: PSREFTR (EP0030)
REVISION LEVEL: 1-00
LAST UPDATE #: P-1
DATE INCORPORATED: FEBRUARY 1, 1980

NUMBER OF TRANSACTIONS READ:                    867
NUMBER OF TRANSACTIONS WRITTEN:                 868
NUMBER OF ERRORS DETECTED:                        0
NUMBER OF TRANSACTIONS REJECTED:                  0
```

Figure PST2-2 - continued. Sample Output (Page 5 of 9)

```
PROGRAM NAME: PEMEFAC (EP0040)
REVISION LEVEL: 1-00
LAST UPDATE #: P-1
DATE INCORPORATED: FEBRUARY 1, 1980

OPTION CARD

   CONTROL DATE IS 80057,  ERROR OPTION IS FLAGW  ,  LIST OPTION IS LIST


NUMBER OF INPUT TRANSACTIONS READ:                        868
NUMBER OF ABORT MESSAGES:                                   0
NUMBER OF DISASTER MESSAGES:                                0
NUMBER OF ERROR MESSAGES:                                   0
NUMBER OF WARNING MESSAGES:                                 0
NUMBER OF CONDITIONAL MESSAGES:                             0
NUMBER OF TRANSACTIONS REJECTED:                            0
NUMBER OF SCC-DESCRIPTION FILE RECORDS READ:                0
NUMBER OF SCC-DESCRIPTION FILE RECORDS WRITTEN:           102
NUMBER OF SCC-EMISSION-FACTOR FILE RECORDS READ:            0
NUMBER OF SCC-EMISSION-FACTOR FILE RECORDS WRITTEN:       565
```

Figure PST2-2 - continued. Sample Output (Page 6 of 9)

```
0000000000000000000000000000000000000000000000000000000000000000000000000000000000
1A10100101        80057EXTCOMB BOILER   ELECTRIC GENERATNANTHRACITE COAL
2A10100101        80057PULVERIZED COAL  TONS BURNED
3A10100101        80057                                  0
4A10100101F 0000080057
4A10100101F 1110180057PARTICULATE FACTOR    A   000017000
4A10100101F 4210180057CO FACTOR                 000001000
4A10100101F 4240180057SO2 FACTOR             S  000038000
4A10100101F 4260280057NOX FACTOR                000018000
4A10100101F 4310180057HC FACTOR                 000000000
1A10100105        80057EXTCOMB BOILER   ELECTRIC GENERATNANTHRACITE COAL
2A10100105        80057<10MMBTU PULVIZ**TONS BURNED
3A10100105        80057                                  0
4A10100105F 0000080057
4A10100105F 1110180057PARTICULATE FACTOR    A   000017000
4A10100105F 4210180057CO FACTOR                 000001000
4A10100105F 4240180057SO2 FACTOR             S  000038000
4A10100105F 4260280057NOX FACTOR                000018000
4A10100105F 4310180057HC FACTOR                 000000030
1A10100106        80057EXTCOMB BOILER   ELECTRIC GENERATNANTHRACITE COAL
2A10100106        80057<10MMBTU STOKER**TONS BURNED
3A10100106        80057                                  0
4A10100106F 0000080057
4A10100106F 1110180057PARTICULATE FACTOR    A   000002000
4A10100106F 4210180057CO FACTOR                 000010000
4A10100106F 4240180057SO2 FACTOR             S  000038000
4A10100106F 4260280057NOX FACTOR                000006000
4A10100106F 4310180057HC FACTOR                 000000200
1A10200204        80057EXTCOMB BOILER   INDUSTRIAL       BITUMINOUS COAL
2A10200204        80057SPREADER STOKER  TONS BURNED
3A10200204        80057                                  0
4A10200204F 0000080057
4A10200204F 1110180057PARTICULATE FACTOR    A   000013000
4A10200204F 4210180057CO FACTOR                 000002000
4A10200204F 4240180057SO2 FACTOR             S  000038000
4A10200204F 4260280057NOX FACTOR                000015000
4A10200204F 4310180057HC FACTOR                 000001000
1A10200205        80057EXTCOMB BOILER   INDUSTRIAL       BITUMINOUS COAL
2A10200205        80057OF/UF >10MMBTU/HRTONS BURNED
3A10200205        80057                                  0
4A10200205F 0000080057
4A10200205F 1110180057PARTICULATE FACTOR    A   000005000
4A10200205F 4210180057CO FACTOR                 000002000
4A10200205F 4240180057SO2 FACTOR             S  000038000
4A10200205F 4260280057NOX FACTOR                000015000
4A10200205F 4310180057HC FACTOR                 000001000
1A10200206        80057EXTCOMB BOILER   INDUSTRIAL       BITUMINOUS COAL
2A10200206        8005710-100MMBTU OFS**TONS BURNED
3A10200206        80057                                  0
4A10200206F 0000080057
```

Figure PST2-2 - continued. Sample Output (Page 7 of 9)

```
0000000000000000080057     000001
101001011 000008005780057
101001011 111018005780057PARTICULATE FACTOR     A    000017000
101001011 421018005780057CO FACTOR                   000001000
101001011 424018005780057SO2 FACTOR              S   000038000
101001011 426028005780057NOX FACTOR                  000018000
101001011 431018005780057HC FACTOR                   000000000
101001051 000008005780057
101001051 111018005780057PARTICULATE FACTOR     A    000017000
101001051 421018005780057CO FACTOR                   000001000
101001051 424018005780057SO2 FACTOR              S   000038000
101001051 426028005780057NOX FACTOR                  000018000
101001051 431018005780057HC FACTOR                   000000030
101001061 000008005780057
101001061 111018005780057PARTICULATE FACTOR     A    000002000
101001061 421018005780057CO FACTOR                   000010000
101001061 424018005780057SO2 FACTOR              S   000038000
101001061 426028005780057NOX FACTOR                  000006000
101001061 431018005780057HC FACTOR                   000000200
102002041 000008005780057
102002041 111018005780057PARTICULATE FACTOR     A    000013000
102002041 421018005780057CO FACTOR                   000002000
102002041 424018005780057SO2 FACTOR              S   000038000
102002041 426028005780057NOX FACTOR                  000015000
102002041 431018005780057HC FACTOR                   000001000
102002051 000008005780057
102002051 111018005780057PARTICULATE FACTOR     A    000005000
102002051 421018005780057CO FACTOR                   000002000
102002051 424018005780057SO2 FACTOR              S   000038000
102002051 426028005780057NOX FACTOR                  000015000
102002051 431018005780057HC FACTOR                   000001000
102002061 000008005780057
102002061 111018005780057PARTICULATE FACTOR     A    000005000
102002061 421018005780057CO FACTOR                   000002000
102002061 424018005780057SO2 FACTOR              S   000038000
102002061 426028005780057NOX FACTOR                  000015000
102002061 431018005780057HC FACTOR                   000001000
102002071 000008005780057
102002071 111018005780057PARTICULATE FACTOR     A    000013000
102002071 421018005780057CO FACTOR                   000001000
102002071 424018005780057SO2 FACTOR              S   000038000
102002071 426028005780057NOX FACTOR                  000030000
102002071 431018005780057HC FACTOR                   000000300
102004011 000008005780057
102004011 111018005780057PARTICULATE FACTOR     S    000012000
102004011 421018005780057CO FACTOR                   000005000
102004011 424018005780057SO2 FACTOR              S   000159000
102004011 426028005780057NOX FACTOR                  000060000
102004011 431018005780057HC FACTOR                   000001000
102004021 000008005780057
```

Figure PST2-2 - continued. Sample Output (Page 8 of 9)

```
0000000080057     000001
1010010180057EXTCOMB BOILER   ELECTRIC GENERATNANTHRACITE COAL  PULVERIZED COAL  TONS BURNED
1010010580057EXTCOMB BOILER   ELECTRIC GENERATNANTHRACITE COAL  <10MMBTU PULVIZ**TONS BURNED
1010010680057EXTCOMB BOILER   ELECTRIC GENERATNANTHRACITE COAL  <10MMBTU STOKER**TONS BURNED
1020020480057EXTCOMB BOILER   INDUSTRIAL       BITUMINOUS COAL  SPREADER STOKER  TONS BURNED
1020020580057EXTCOMB BOILER   INDUSTRIAL       BITUMINOUS COAL  OF/UF >10MMBTU/HRTONS BURNED
1020020680057EXTCOMB BOILER   INDUSTRIAL       BITUMINOUS COAL  10-100MMBTU UFS**TONS BURNED
1020020780057EXTCOMB BOILER   INDUSTRIAL       BITUMINOUS COAL  10-100MMBTU PUL**TONS BURNED
1020040180057EXTCOMB BOILER   INDUSTRIAL       RESIDUAL OIL     NO 6 OIL         1000 GALLONS BURNED
1020040280057EXTCOMB BOILER   INDUSTRIAL       RESIDUAL OIL     10-100MMBTU/HR **1000 GALLONS BURNED
1020040380057EXTCOMB BOILER   INDUSTRIAL       RESIDUAL OIL     <10MMBTU/HR    **1000 GALLONS BURNED
1020040480057EXTCOMB BOILER   INDUSTRIAL       RESIDUAL OIL     NO 5 OIL         1000 GALLONS BURNED
1020050180057EXTCOMB BOILER   INDUSTRIAL       DISTILLATE OIL   NO 1 AND NO 2 OIL1000 GALLONS BURNED
1020050280057EXTCOMB BOILER   INDUSTRIAL       DISTILLATE OIL   10-100MMBTU/HR **1000 GALLONS BURNED
1020050380057EXTCOMB BOILER   INDUSTRIAL       DISTILLATE OIL   <10MMBTU/HR    **1000 GALLONS BURNED
1020050480057EXTCOMB BOILER   INDUSTRIAL       DISTILLATE OIL   NO 4 OIL         1000 GALLONS BURNED
1020060180057EXTCOMB BOILER   INDUSTRIAL       NATURAL GAS      >100MMBTU/HR     MILLION CUBIC FEET BURNED
1020060280057EXTCOMB BOILER   INDUSTRIAL       NATURAL GAS      10-100MMBTU/HR   MILLION CUBIC FEET BURNED
1020060380057EXTCOMB BOILER   INDUSTRIAL       NATURAL GAS      <10MMBTU/HR      MILLION CUBIC FEET BURNED
1020110280057EXTCOMB BOILER   INDUSTRIAL       BAGASSE          10-100MMBTU/HR **TONS BURNED
1020110380057EXTCOMB BOILER   INDUSTRIAL       BAGASSE          <10MMBTU/HR    **TONS BURNED
1030020980057EXTCOMB BOILER   COMMERCL-INSTUTNLBITUMINOUS COAL  SPREADER STOKER  TONS BURNED
1030040280057EXTCOMB BOILER   COMMERCL-INSTUTNLRESIDUAL OIL     10-100MMBTU/HR **1000 GALLONS BURNED
1030040380057EXTCOMB BOILER   COMMERCL-INSTUTNLRESIDUAL OIL     <10MMBTU/HR    **1000 GALLONS BURNED
1030040480057EXTCOMB BOILER   COMMERCL-INSTUTNLRESIDUAL OIL     NO 5 OIL         1000 GALLONS BURNED
1030050180057EXTCOMB BOILER   COMMERCL-INSTUTNLDISTILLATE OIL   NO 1 AND NO 2 OIL1000 GALLONS BURNED
1030050280057EXTCOMB BOILER   COMMERCL-INSTUTNLDISTILLATE OIL   10-100MMBTU/HR **1000 GALLONS BURNED
1030050380057EXTCOMB BOILER   COMMERCL-INSTUTNLDISTILLATE OIL   <10MMBTU/HR    **1000 GALLONS BURNED
1030050480057EXTCOMB BOILER   COMMERCL-INSTUTNLDISTILLATE OIL   NO 4 OIL         1000 GALLONS BURNED
1030060180057EXTCOMB BOILER   COMMERCL-INSTUTNLNATURAL GAS      >100MMBTU/HR     MILLION CUBIC FEET BURNED
1030060280057EXTCOMB BOILER   COMMERCL-INSTUTNLNATURAL GAS      10-100MMBTU/HR   MILLION CUBIC FEET BURNED
1030060380057EXTCOMB BOILER   COMMERCL-INSTUTNLNATURAL GAS      <10MMBTU/HR      MILLION CUBIC FEET BURNED
3010050180057CHEMICAL MFG     CARBON BLACK     CHANNEL PROCESS
3010130280057CHEMICAL MFG     AGRICULTURAL CHEMNITRIC ACID      ABSRBR TAILGAS/NWTONS PURE ACID PRODUCED
3020010180057FOOD/AGRICULTURE ALFALFA DEHYDRATNGENERAL          GENERAL        **TONS MEAL PRODUCED
3020010280057FOOD/AGRICULTURE ALFALFA DEHYDRATICYCLONE AND DRYERPRIMARY         TONS RPODUCT
3020010380057FOOD/AGRICULTURE ALFALFA DEHYDRATIMEAL COLLECTOR   CYCLONE          TONS PRODUCT
3020010480057FOOD/AGRICULTURE ALFALFA DEHYDRATIPELLET COOLER    CYCLONE          TONS PRODUCT
3020020180057FOOD/AGRICULTURE COFFEE ROASTING  ROASTER          DIRECT FIRED     TONS GREEN BEANS
3020020280057FOOD/AGRICULTURE COFFEE ROASTING  ROASTER          INDIRECT FIRED   TONS GREEN BEANS
3020050180057FOOD/AGRICULTURE GRAIN ELEVATORS  TERMINAL ELEVATORSHIPING/RECEIVI**TONS GRAIN PROCESSED
3020050280057FOOD/AGRICULTURE GRAIN ELEVATORS  TERMINAL ELEVATORTRANSFER/CONVEY**TONS GRAIN PROCESSED
3050010580057PETROLEUM INDRY  ASPHALT ROOFING  FELT SAT OPERATN                 TONS SATURATED FELT PRODUCED
3050020180057PETROLEUM INDRY  ASPHALT CONCRETE ROTARY DRYER     CONVENTIONAL PLNTTONS PRODUCED
3050020280057PETROLEUM INDRY  ASPHALT CONCRETE HOT EV/SCN/BIN/MX                TONS PRODUCED
3050020380057PETROLEUM INDRY  ASPHALT CONCRETE STORAGE PILES                    TONS PROCESSED
3050160180057MINERAL PRODUCTS LIME MFG         PRIMARY CRUSHING                 TONS PROCESSED
3050160280057MINERAL PRODUCTS LIME MFG         SECOND CRUSH/SCRN                TONS PROCESSED
3050160380057MINERAL PRODUCTS LIME MFG         CALCINING        VERTICAL KILN   TONS PROCESSED
3050160480057MINERAL PRODUCTS LIME MFG         CALCINING        ROTARY KILN     TONS PROCESSED
```

Figure PST2-2 - continued. Sample Output (Page 9 of 9)

EIS/PS Test 3

Update the Emission Factor File and Description File Using EIS/PS Transactions and Produce an Emission Factor File Detailed Report

In this test run, the emission factor and description files are updated with EIS/PS emission factor file transactions using the cataloged procedure EPEME10 which executes PSREFTR (EP0030), the emission factor file transaction sort program, and PEMEFAC (EP0040), the emission factor file edit-maintenance program. A detailed report of the updated files is printed using the cataloged procedure EPRPE10 which executes PRPEFAC (EP0230), the emission factor file detailed report program.

Descriptions of PSREFTR (EP0030), PEMEFAC (EP0040), and PRPEFAC (EP0230) were given in Test 1. PSREFTR (EP0030) and PEMEFAC (EP0040) were also used in Test 2 to create the initial emission factor and description files. In this test, records are added to the files and records are changed and/or deleted.

Changing data in existing description file records requires a type-1, type-2, or type-3 transaction, depending on the data being changed. Any data field can be changed, except the key field (the SCC number). However, the control date field is changed by PEMEFAC (EP0040) only if the date of the transaction is greater than the control date of the description file record. Changing data in an existing emission factor file record requires a type-4 transaction. Any data can be changed, except the key fields (the SCC number, the origin, the source type, the pollutant ID, and the record date). However, the control date field of the record (not to be confused with the record date field, which contains the record's creation date) is changed by PEMEFAC (EP0040) only if the transaction date is greater than the control date.

Deleting an SCC from the description file and the emission factor file requires a type-1 delete transaction. This will cause the description record and all pollutant records associated with the specified SCC to be deleted from their respective files. Deleting a single pollutant record from the emission factor file requires a type-4 delete transaction.

The run stream for this test run contains the JCL needed to update the emission factor and description files and produce a detailed report of these files. This run stream is shown in Figure PST3-1. It does not show all the input EIS/PS emission factor file transactions in the run stream, but does show the necessary JCL. The sample output produced by this run stream is shown in Figure PST3-2.

First, the run stream executes the cataloged procedure EPEME10. Substitutable parameters are used to specify EPEMFC1 (created in Test 2) as the current emission factor file, EPDESC1 (created in Test 2) as the current description file, EPEMFC2 as the new emission factor file and EPDESC2 as the new description file. The user must supply the DD (data definition) information for the input EIS/PS emission factor file transactions in the SORT step and the option card file in the UPDATE step. The options specified in this step are 80062 and LIST.

Next, the cataloged procedure EPRPE10 is executed to produce a detailed report of the emission factor and description files. Substitutable parameters are used to specify EPEMFC2 as the input emission factor file and EPDESC2 as the input description file.

```
//PSTES103 JOB     (ACCOUNTING INFO)
//*
//*   UPDATE THE TEST EMISSION FACTOR FILE AND DESCRIPTION FILE
//*   USING FIS/PS TRANSACTIONS AND PRODUCE AN EMISSION FACTOR
//*   DETAILED REPORT
//*
//TEST3A EXEC EPEMF10,
//       OLDEMFC=EPEMFC1,
//       OLDDESC=EPDESC1,
//       NEWEMFC=EPEMFC2,
//       NEWDESC=EPDESC2
//*
//*   UPDATE THE EMISSION FACTOR FILE AND DESCRIPTION FILE
//*
//SORT.INPUT DD *
1A20600197        80061INTERNAL COMBUST                    OTHER/NOT CLASS
1A20600198        80061INTERNAL COMBUST                    OTHER/NOT CLASS
1A20600199        80061INTERNAL COMBUST                    OTHER/NOT CLASS
2A20600199        80061                    THOUSAND OF GALLONS
2A20600198        80061                    THOUSAND OF GALLONS
1A90202020        80061SOLID WASTE         COMMERCIAL
2A90202020        80061                    1000 GALLONS
4A90202020S 0000080061
4A90202020S 3260180061                                327000
4A90202020S 8042480061                                299025
3A90202020        80061
4A30200101S 0000080061                                     000000
4A30200101LA0000080061                                     000000
4A30200101LA1110180061PARTICULATE                     67000       8503
4A30200201S 4240180061SULFUR DIOXIDE          90       0000
4A30200201S 4310180061HYDROCARBONS            90       0000
4A30200201S 4260280061NITROGEN DIOXIDE        90        050        131
4A30200201S 4210180061CARBON MONOXIDE         90       0000
4A30200201S 2210480061ARGON                   90        010       0001
4A30200201S 1110180061PARTICULATE             90       6609          1
4A30200201S 0000080061                                     120348
4A30200201L10000080061                                     120348
4A30200201L1111018006 1PARTICULATE            90       6609          1
4A30200201L12210480061ARGON                   90        010       0001
```

(Remainder of transactions omitted)

```
//UPDATE.OPTIONS DD *
P0062        LIST
//TEST3B EXEC EPRPF10,
//       REGION1=100K,
//       TIME1='3,0',
//       EMFCFILE=EPEMFC2,
//       DESCFILE=EPDESC2
//*
//*   PRODUCE A DETAILED REPORT OF THE UPDATE FILES
//*
```

Figure PST3-1. Run Stream

```
PROGRAM NAME: PSREFTR (EP0030)
REVISION LEVEL: 1-00
LAST UPDATE #: P-1
DATE INCORPORATED: FEBRUARY 1, 1980

NUMBER OF TRANSACTIONS READ:                    301
NUMBER OF TRANSACTIONS WRITTEN:                 302
NUMBER OF ERRORS DETECTED:                        0
NUMBER OF TRANSACTIONS REJECTED:                  0
```

Figure PST3-2. Sample Output (Page 1 of 11)

```
PROGRAM NAME: PEMEFAC (EP0040)
REVISION LEVEL: 1-00
LAST UPDATE #: P-1
DATE INCORPORATED: FEBRUARY 1, 1980

OPTION CARD

   CONTROL DATE IS 80062,  ERROR OPTION IS NOFLAGW,  LIST OPTION IS LIST


4C10100101F 0000080060                                    117070
          *** PEMEFAC 026 ERROR - CHANGE SPECIFIED FOR NONEXISTENT SCC DESC RECORD, CARD REJECTED
4C10100102F 0000080060                                    117070
          *** PEMEFAC 026 ERROR - CHANGE SPECIFIED FOR NONEXISTENT SCC DESC RECORD, CARD REJECTED
4C10100103F 0000080060                                    117070
          *** PEMEFAC 026 ERROR - CHANGE SPECIFIED FOR NONEXISTENT SCC DESC RECORD, CARD REJECTED
4C10100104F 0000080060                                    117070
          *** PEMEFAC 026 ERROR - CHANGE SPECIFIED FOR NONEXISTENT SCC DESC RECORD, CARD REJECTED
4C10100199F 0000080060                                    117070
          *** PEMEFAC 026 ERROR - CHANGE SPECIFIED FOR NONEXISTENT SCC DESC RECORD, CARD REJECTED
4C10100201F 0000080060                                    130200
          *** PEMEFAC 026 ERROR - CHANGE SPECIFIED FOR NONEXISTENT SCC DESC RECORD, CARD REJECTED
4C10100202F 0000080060                                    130200
          *** PEMEFAC 026 ERROR - CHANGE SPECIFIED FOR NONEXISTENT SCC DESC RECORD, CARD REJECTED
4C10100203F 0000080060                                    130200
          *** PEMEFAC 026 ERROR - CHANGE SPECIFIED FOR NONEXISTENT SCC DESC RECORD, CARD REJECTED
4C10100204F 0000080060                                    130200
          *** PEMEFAC 026 ERROR - CHANGE SPECIFIED FOR NONEXISTENT SCC DESC RECORD, CARD REJECTED
4C10100205F 0000080060                                    130200
```

Figure PST3-2 - continued. Sample Output (Page 2 of 11)

```
*** PEMEFAC 031 ERROR - DELETE SPECIFIED FOR NONEXISTENT SCC EMF RECORD, CARD REJECTED

NUMBER OF INPUT TRANSACTIONS READ:                        302
NUMBER OF ABORT MESSAGES:                                   0
NUMBER OF DISASTER MESSAGES:                                0
NUMBER OF ERROR MESSAGES:                                 133
NUMBER OF WARNING MESSAGES:                                 0
NUMBER OF CONDITIONAL MESSAGES:                             0
NUMBER OF TRANSACTIONS REJECTED:                          133
NUMBER OF SCC-DESCRIPTION FILE RECORDS READ:              102
NUMBER OF SCC-DESCRIPTION FILE RECORDS WRITTEN:           101
NUMBER OF SCC-EMISSION-FACTOR FILE RECORDS READ:          565
NUMBER OF SCC-EMISSION-FACTOR FILE RECORDS WRITTEN:       638


PROGRAM NAME: PEMEFAC (EP0040)
REVISION LEVEL: 1-00
LAST UPDATE #: P-1
DATE INCORPORATED: FEBRUARY 1, 1980
```

Figure PST3-2 - continued. Sample Output (Page 3 of 11)

```
0000000000000000000000000000000000000000000000000000000000000000000000000000
1D10100101        80061
4C10100101F 0000080060                                    117070
4C10100102F 0000080060                                    117070
4C10100103F 0000080060                                    117070
4C10100104F 0000080060                                    117070
4C10100105F 0000080060                                    117070
4D10100105F 1110180061
4C10100106F 0000080060                                    117070
4D10100106F 4310180061
4C10100199F 0000080060                                    117070
4C10100201F 0000080060                                    130200
4C10100202F 0000080060                                    130200
4C10100203F 0000080060                                    130200
4C10100204F 0000080060                                    130200
4C10100205F 0000080060                                    130200
4C10100206F 0000080060                                    130200
4C10100207F 0000080060                                    130200
4C10100208F 0000080060                                    130200
4C10100209F 0000080060                                    130200
4C10100210F 0000080060                                    130200
4C10100211F 0000080060                                    130200
4C10100212F 0000080060                                    130200
4C10100217F 0000080060                                    130200
4C10100299F 0000080060                                    130200
4C10100301F 0000080060                                    065080
4C10100302F 0000080060                                    065080
4C10100303F 0000080060                                    065080
4C10100304F 0000080060                                    065080
4C10100305F 0000080060                                    065080
4C10100306F 0000080060                                    065080
4C10100307F 0000080060                                    065080
4C10100308F 0000080060                                    065080
4C10100309F 0000080060                                    065080
4C10100310F 0000080060                                    065080
4C10100311F 0000080060                                    065080
4C10100312F 0000080060                                    065080
4C10100313F 0000080060                                    065080
4C10100314F 0000080060                                    065080
4C10100315F 0000080060                                    065080
4C10100401F 0000080060                                       100
4C10100402F 0000080060                                       100
4C10100403F 0000080060                                       100
4C10100404F 0000080060                                       100
4C10100405F 0000080060                                       100
4C10100406F 0000080060                                       100
4C10100501F 0000080060                                       025
4C10100502F 0000080060                                       025
4C10100503F 0000080060                                       025
4C10100504F 0000080060                                       080
```

Figure PST3-2 - continued. Sample Output
(Page 4 of 11)

```
0000000000000000080057      000001
101001011 000008005780057
101001011 111018005780057PARTICULATE FACTOR    A   000017000
101001011 421018005780057CO FACTOR                 000001000
101001011 424018005780057SO2 FACTOR             S  000038000
101001011 426028005780057NOX FACTOR                000018000
101001011 431018005780057HC FACTOR                 000000000
101001051 000008005780057
101001051 111018005780057PARTICULATE FACTOR    A   000017000
101001051 421018005780057CO FACTOR                 000001000
101001051 424018005780057SO2 FACTOR             S  000038000
101001051 426028005780057NOX FACTOR                000018000
101001051 431018005780057HC FACTOR                 000000030
101001061 000008005780057
101001061 111018005780057PARTICULATE FACTOR    A   000002000
101001061 421018005780057CO FACTOR                 000010000
101001061 424018005780057SO2 FACTOR             S  000038000
101001061 426028005780057NOX FACTOR                000006000
101001061 431018005780057HC FACTOR                 000000200
102002041 000008005780057
102002041 111018005780057PARTICULATE FACTOR    A   000013000
102002041 421018005780057CO FACTOR                 000002000
102002041 424018005780057SO2 FACTOR             S  000038000
102002041 426028005780057NOX FACTOR                000015000
102002041 431018005780057HC FACTOR                 000001000
102002051 000008005780057
102002051 111018005780057PARTICULATE FACTOR    A   000005000
102002051 421018005780057CO FACTOR                 000002000
102002051 424018005780057SO2 FACTOR             S  000038000
102002051 426028005780057NOX FACTOR                000015000
102002051 431018005780057HC FACTOR                 000001000
102002061 000008005780057
102002061 111018005780057PARTICULATE FACTOR    A   000005000
102002061 421018005780057CO FACTOR                 000002000
102002061 424018005780057SO2 FACTOR             S  000038000
102002061 426028005780057NOX FACTOR                000015000
102002061 431018005780057HC FACTOR                 000001000
102002071 000008005780057
102002071 111018005780057PARTICULATE FACTOR    A   000013000
102002071 421018005780057CO FACTOR                 000001000
102002071 424018005780057SO2 FACTOR             S  000038000
102002071 426028005780057NOX FACTOR                000030000
102002071 431018005780057HC FACTOR                 000000300
102004011 000008005780057
102004011 111018005780057PARTICULATE FACTOR    S   000012000
102004011 421018005780057CO FACTOR                 000005000
102004011 424018005780057SO2 FACTOR             S  000159000
102004011 426028005780057NOX FACTOR                000060000
102004011 431018005780057HC FACTOR                 000001000
102004021 000008005780057
```

Figure PST3-2 - continued. Sample Output
(Page 5 of 11)

```
0000000080057     000001
1010010180057EXTCOMB BOILER   ELECTRIC GENERATNANTHRACITE COAL  PULVERIZED COAL  TONS BURNED
1010010580057EXTCOMB BOILER   ELECTRIC GENERATNANTHRACITE COAL  <10MMBTU PULVIZ**TONS BURNED
1010010680057EXTCOMB BOILER   ELECTRIC GENERATNANTHRACITE COAL  <10MMBTU STOKER**TONS BURNED
1020020480057EXTCOMB BOILER   INDUSTRIAL       BITUMINOUS COAL  SPREADER STOKER  TONS BURNED
1020020580057EXTCOMB BOILER   INDUSTRIAL       BITUMINOUS COAL  OF/UF >10MMBTU/HRTONS BURNED
1020020680057EXTCOMB BOILER   INDUSTRIAL       BITUMINOUS COAL  10-100MMBTU UFS**TONS BURNED
1020020780057EXTCOMB BOILER   INDUSTRIAL       BITUMINOUS COAL  10-100MMBTU PUL**TONS BURNED
1020040180057EXTCOMB BOILER   INDUSTRIAL       RESIDUAL OIL     NO 6 OIL         1000 GALLONS BURNED
1020040280057EXTCOMB BOILER   INDUSTRIAL       RESIDUAL OIL     10-100MMBTU/HR **1000 GALLONS BURNED
1020040380057EXTCOMB BOILER   INDUSTRIAL       RESIDUAL OIL     <10MMBTU/HR    **1000 GALLONS BURNED
1020040480057EXTCOMB BOILER   INDUSTRIAL       RESIDUAL OIL     NO 5 OIL         1000 GALLONS BURNED
1020050180057EXTCOMB BOILER   INDUSTRIAL       DISTILLATE OIL   NO 1 AND NO 2 OIL1000 GALLONS BURNED
1020050280057EXTCOMB BOILER   INDUSTRIAL       DISTILLATE OIL   10-100MMBTU/HR **1000 GALLONS BURNED
1020050380057EXTCOMB BOILER   INDUSTRIAL       DISTILLATE OIL   <10MMBTU/HR    **1000 GALLONS BURNED
1020050480057EXTCOMB BOILER   INDUSTRIAL       DISTILLATE OIL   NO 4 OIL         1000 GALLONS BURNED
1020060180057EXTCOMB BOILER   INDUSTRIAL       NATURAL GAS      >100MMBTU/HR     MILLION CUBIC FEET BURNED
1020060280057EXTCOMB BOILER   INDUSTRIAL       NATURAL GAS      10-100MMBTU/HR   MILLION CUBIC FEET BURNED
1020060380057EXTCOMB BOILER   INDUSTRIAL       NATURAL GAS      <10MMBTU/HR      MILLION CUBIC FEET BURNED
1020110280057EXTCOMB BOILER   INDUSTRIAL       BAGASSE          10-100MMBTU/HR **TONS BURNED
1020110380057EXTCOMB BOILER   INDUSTRIAL       BAGASSE          <10MMBTU/HR    **TONS BURNED
1030020980057EXTCOMB BOILER   COMMERCL-INSTUTNLBITUMINOUS COAL  SPREADER STOKER  TONS BURNED
1030040280057EXTCOMB BOILER   COMMERCL-INSTUTNLRESIDUAL OIL     10-100MMBTU/HR **1000 GALLONS BURNED
1030040380057EXTCOMB BOILER   COMMERCL-INSTUTNLRESIDUAL OIL     <10MMBTU/HR    **1000 GALLONS BURNED
1030040480057EXTCOMB BOILER   COMMERCL-INSTUTNLRESIDUAL OIL     NO 5 OIL         1000 GALLONS BURNED
1030050180057EXTCOMB BOILER   COMMERCL-INSTUTNLDISTILLATE OIL   NO 1 AND NO 2 OIL1000 GALLONS BURNED
1030050280057EXTCOMB BOILER   COMMERCL-INSTUTNLDISTILLATE OIL   10-100MMBTU/HR **1000 GALLONS BURNED
1030050380057EXTCOMB BOILER   COMMERCL-INSTUTNLDISTILLATE OIL   <10MMBTU/HR    **1000 GALLONS BURNED
1030050480057EXTCOMB BOILER   COMMERCL-INSTUTNLDISTILLATE OIL   NO 4 OIL         1000 GALLONS BURNED
1030060180057EXTCOMB BOILER   COMMERCL-INSTUTNLNATURAL GAS      >100MMBTU/HR     MILLION CUBIC FEET BURNED
1030060280057EXTCOMB BOILER   COMMERCL-INSTUTNLNATURAL GAS      10-100MMBTU/HR   MILLION CUBIC FEET BURNED
1030060380057EXTCOMB BOILER   COMMERCL-INSTUTNLNATURAL GAS      <10MMBTU/HR      MILLION CUBIC FEET BURNED
3010050180057CHEMICAL MFG     CARBON BLACK     CHANNEL PROCESS
3010130280057CHEMICAL MFG     AGRICULTURAL CHEMNITRIC ACID      ABSRBR TAILGAS/NWTONS PURE ACID PRODUCED
3020010180057FOOD/AGRICULTURE ALFALFA DEHYDRATNGENERAL          GENERAL        **TONS MEAL PRODUCED
3020010280057FOOD/AGRICULTURE ALFALFA DEHYDRATICYCLONE AND DRYERPRIMARY          TONS RPODUCT
3020010380057FOOD/AGRICULTURE ALFALFA DEHYDRATIMEAL COLLECTOR   CYCLONE           TONS PRODUCT
3020010480057FOOD/AGRICULTURE ALFALFA DEHYDRATIPELLET COOLER    CYCLONE           TONS PRODUCT
3020020180057FOOD/AGRICULTURE COFFEE ROASTING  ROASTER          DIRECT FIRED     TONS GREEN BEANS
3020020280057FOOD/AGRICULTURE COFFEE ROASTING  ROASTER          INDIRECT FIRED   TONS GREEN BEANS
3020050180057FOOD/AGRICULTURE GRAIN ELEVATORS  TERMINAL ELEVATORSHIPING/RECEIVI**TONS GRAIN PROCESSED
3020050280057FOOD/AGRICULTURE GRAIN ELEVATORS  TERMINAL ELEVATORTRANSFER/CONVEY**TONS GRAIN PROCESSED
3050010580057PETROLEUM INDRY  ASPHALT ROOFING  FELT SAT OPERATN                  TONS SATURATED FELT PRODUCED
3050020180057PETROLEUM INDRY  ASPHALT CONCRETE ROTARY DRYER     CONVENTIONAL PLNTTONS PRODUCED
3050020280057PETROLEUM INDRY  ASPHALT CONCRETE HOT EV/SCN/BIN/MX                 TONS PRODUCED
3050020380057PETROLEUM INDRY  ASPHALT CONCRETE STORAGE PILES                     TONS PROCESSED
3050160180057MINERAL PRODUCTS LIME MFG         PRIMARY CRUSHING                  TONS PROCESSED
3050160280057MINERAL PRODUCTS LIME MFG         SECOND CRUSH/SCRN                 TONS PROCESSED
3050160380057MINERAL PRODUCTS LIME MFG         CALCINING        VERTICAL KILN    TONS PROCESSED
3050160480057MINERAL PRODUCTS LIME MFG         CALCINING        ROTARY KILN      TONS PROCESSED
```

Figure PST3-2 - continued. Sample Output (Page 6 of 11)

```
102004031 424018005780060SO2 FACTOR          S  000159000
102004031 426028005780060NOX FACTOR             000060000
102004031 431018005780060HC FACTOR              000001000
102004041 000008006080060                                  130
102004041 111018005780060PARTICULATE FACTOR     000010000
102004041 421018005780060CO FACTOR              000005000
102004041 424018005780060SO2 FACTOR          S  000159000
102004041 426028005780060NOX FACTOR             000060000
102004041 431018005780060HC FACTOR              000001000
102005011 000008006080060                                  025
102005011 111018005780060PARTICULATE FACTOR     000002000
102005011 421018005780060CO FACTOR              000005000
102005011 424018005780060SO2 FACTOR          S  000144000
102005011 426028005780060NOX FACTOR             000022000
102005011 431018005780060HC FACTOR              000001000
102005021 000008006080060                                  025
102005021 111018005780060PARTICULATE FACTOR     000002000
102005021 421018005780060CO FACTOR              000005000
102005021 424018005780060SO2 FACTOR          S  000144000
102005021 426028005780060NOX FACTOR             000022000
102005021 431018005780060HC FACTOR              000001000
102005031 000008006080060                                  025
102005031 111018005780060PARTICULATE FACTOR     000002000
102005031 421018005780060CO FACTOR              000005000
102005031 424018005780060SO2 FACTOR          S  000144000
102005031 426028005780060NOX FACTOR             000022000
102005031 431018005780060HC FACTOR              000001000
102005041 000008006080060                                  080
102005041 111018005780060PARTICULATE FACTOR     000007000
102005041 421018005780060CO FACTOR              000005000
102005041 424018005780060SO2 FACTOR          S  000150000
102005041 426028005780060NOX FACTOR             000022000
102005041 431018005780060HC FACTOR              000001000
102006011 000008005780057
102006011 111018005780057PARTICULATE FACTOR     000010000
102006011 421018005780057CO FACTOR              000017000
102006011 424018005780057SO2 FACTOR             000000600
102006011 426028005780057NOX FACTOR             000700000
102006011 431018005780057HC FACTOR              000001000
102006021 000008005780057
102006021 111018005780057PARTICULATE FACTOR     000010000
102006021 421018005780057CO FACTOR              000017000
102006021 424018005780057SO2 FACTOR             000000600
102006021 426028005780057NOX FACTOR             000180000
102006021 431018005780057HC FACTOR              000003000
102006031 000008005780057
102006031 111018005780057PARTICULATE FACTOR     000010000
102006031 421018005780057CO FACTOR              000020000
102006031 424018005780057SO2 FACTOR             000000600
102006031 426028005780057NOX FACTOR             000120000
```

Figure PST3-2 - continued. Sample Output

(Page 7 of 11)

```
0000000080062800570000002
101001058006 1EXTCOMB BOILER   ELECTRIC GENERATNANTHRACITE COAL  <10MMBTU PULVIZ**TONS BURNED
101001068006 1EXTCOMB BOILER   ELECTRIC GENERATNANTHRACITE COAL  <10MMBTU STOKER**TONS BURNED
102002048006 0EXTCOMB BOILER   INDUSTRIAL        BITUMINOUS COAL  SPREADER STOKER  TONS BURNED
102002058006 0EXTCOMB BOILER   INDUSTRIAL        BITUMINOUS COAL  OF/UF >10MMBTU/HRTONS BURNED
102002068006 0EXTCOMB BOILER   INDUSTRIAL        BITUMINOUS COAL  10-100MMBTU UFS**TONS BURNED
102002078006 0EXTCOMB BOILER   INDUSTRIAL        BITUMINOUS COAL  10-100MMBTU PUL**TONS BURNED
102004018006 0EXTCOMB BOILER   INDUSTRIAL        RESIDUAL OIL     NO 6 OIL          1000 GALLONS BURNED
102004028006 0EXTCOMB BOILER   INDUSTRIAL        RESIDUAL OIL     10-100MMBTU/HR **1000 GALLONS BURNED
102004038006 0EXTCOMB BOILER   INDUSTRIAL        RESIDUAL OIL     <10MMBTU/HR    **1000 GALLONS BURNED
102004048006 0EXTCOMB BOILER   INDUSTRIAL        RESIDUAL OIL     NO 5 OIL          1000 GALLONS BURNED
102005018006 0EXTCOMB BOILER   INDUSTRIAL        DISTILLATE OIL   NO 1 AND NO 2 OIL1000 GALLONS BURNED
102005028006 0EXTCOMB BOILER   INDUSTRIAL        DISTILLATE OIL   10-100MMBTU/HR **1000 GALLONS BURNED
102005038006 0EXTCOMB BOILER   INDUSTRIAL        DISTILLATE OIL   <10MMBTU/HR    **1000 GALLONS BURNED
102005048006 0EXTCOMB BOILER   INDUSTRIAL        DISTILLATE OIL   NO 4 OIL          1000 GALLONS BURNED
102006018005 7EXTCOMB BOILER   INDUSTRIAL        NATURAL GAS      >100MMBTU/HR      MILLION CUBIC FEET BURNED
102006028005 7EXTCOMB BOILER   INDUSTRIAL        NATURAL GAS      10-100MMBTU/HR    MILLION CUBIC FEET BURNED
102006038005 7EXTCOMB BOILER   INDUSTRIAL        NATURAL GAS      <10MMBTU/HR       MILLION CUBIC FEET BURNED
102011028005 7EXTCOMB BOILER   INDUSTRIAL        BAGASSE          10-100MMBTU/HR **TONS BURNED
102011038005 7EXTCOMB BOILER   INDUSTRIAL        BAGASSE          <10MMBTU/HR    **TONS BURNED
102023028006 1EXTCOMB BOILER   INDUSTRIAL        LIQ PETROLEUM GAS<10MMBTU/HR      TONS BURNED
103002098006 0EXTCOMB BOILER   COMMERCL-INSTUTNLBITUMINOUS COAL  SPREADER STOKER  TONS BURNED
103004028006 0EXTCOMB BOILER   COMMERCL-INSTUTNLRESIDUAL OIL     10-100MMBTU/HR **1000 GALLONS BURNED
103004038006 0EXTCOMB BOILER   COMMERCL-INSTUTNLRESIDUAL OIL     <10MMBTU/HR    **1000 GALLONS BURNED
103004048006 0EXTCOMB BOILER   COMMERCL-INSTUTNLRESIDUAL OIL     NO 5 OIL          1000 GALLONS BURNED
103005018006 0EXTCOMB BOILER   COMMERCL-INSTUTNLDISTILLATE OIL   NO 1 AND NO 2 OIL1000 GALLONS BURNED
103005028006 0EXTCOMB BOILER   COMMERCL-INSTUTNLDISTILLATE OIL   10-100MMBTU/HR **1000 GALLONS BURNED
103005038006 0EXTCOMB BOILER   COMMERCL-INSTUTNLDISTILLATE OIL   <10MMBTU/HR    **1000 GALLONS BURNED
103005048006 0EXTCOMB BOILER   COMMERCL-INSTUTNLDISTILLATE OIL   NO 4 OIL          1000 GALLONS BURNED
103006018005 7EXTCOMB BOILER   COMMERCL-INSTUTNLNATURAL GAS      >100MMBTU/HR      MILLION CUBIC FEET BURNED
103006028005 7EXTCOMB BOILER   COMMERCL-INSTUTNLNATURAL GAS      10-100MMBTU/HR    MILLION CUBIC FEET BURNED
103006038005 7EXTCOMB BOILER   COMMERCL-INSTUTNLNATURAL GAS      <10MMBTU/HR       MILLION CUBIC FEET BURNED
206001978006 1INTERNAL COMBUST                    OTHER/NOT CLASS                    THOUSAND OF GALLONS
206001988006 1INTERNAL COMBUST                    OTHER/NOT CLASS                    THOUSAND OF GALLONS
206001998006 1INTERNAL COMBUST                    OTHER/NOT CLASS                    THOUSAND OF GALLONS
301005018006 1CHEMICAL MFG     CARBON BLACK       CHANNEL PROCESS
301013028006 1CHEMICAL MFG     AGRICULTURAL CHEMNITRIC ACID       ABSRBR TAILGAS/NWTONS PURE ACID PRODUCED
302001018006 1FOOD/AGRICULTURE ALFALFA DEHYDRATNGENERAL           GENERAL         **TONS MEAL PRODUCED
302001028005 7FOOD/AGRICULTURE ALFALFA DEHYDRATICYCLONE AND DRYERPRIMARY           TONS RPODUCT
302001038005 7FOOD/AGRICULTURE ALFALFA DEHYDRATIMEAL COLLECTOR   CYCLONE           TONS PRODUCT
302001048005 7FOOD/AGRICULTURE ALFALFA DEHYDRATIPELLET COOLER    CYCLONE           TONS PRODUCT
302002018006 1FOOD/AGRICULTURE COFFEE ROASTING  ROASTER           DIRECT FIRED      TONS GREEN BEANS
302002028006 1FOOD/AGRICULTURE COFFEE ROASTING  ROASTER           INDIRECT FIRED    TONS GREEN BEANS
302005018006 1FOOD/AGRICULTURE GRAIN ELEVATORS  TERMINAL ELEVATORSHIPING/RECEIVI**TONS GRAIN PROCESSED
302005028006 1FOOD/AGRICULTURE GRAIN ELEVATORS  TERMINAL ELEVATORTRANSFER/CONVEY**TONS GRAIN PROCESSED
305001058005 7PETROLEUM INDRY  ASPHALT ROOFING  FELT SAT OPERATN                    TONS SATURATED FELT PRODUCED
305002018005 7PETROLEUM INDRY  ASPHALT CONCRETE ROTARY DRYER     CONVENTIONAL PLNTTONS PRODUCED
305002028005 7PETROLEUM INDRY  ASPHALT CONCRETE HOT EV/SCN/BIN/MX                  TONS PRODUCED
305002038005 7PETROLEUM INDRY  ASPHALT CONCRETE STORAGE PILES                      TONS PROCESSED
305016018005 7MINERAL PRODUCTS LIME MFG         PRIMARY CRUSHING                   TONS PROCESSED
```

Figure PST3-2 - continued. Sample Output (Page 8 of 11)

```
PROGRAM NAME: PRPEFAC (EP0230)
REVISION LEVEL: 1-00
LAST UPDATE #: P-1
DATE INCORPORATED: FEBRUARY 1, 1980
```

Figure PST3-2 - continued. Sample Output (Page 9 of 11)

```
SCC 30200202 DATE 80061 CAT1 FOOD/AGRICULTURE  CAT2 COFFEE ROASTING   CAT3 ROASTER           CAT4 INDIRECT FIRED
                        UNITS  TONS GREEN BEANS                                                        0

    FEDERAL      POLL ID 00000                        DATE 80057  CNTL 80061  CONTENTS: ASH=     , SULFUR=
                 POLL ID 11101  PARTICULATE FACTOR    DATE 80057  EMF      4.200
                 POLL ID 11201  PARTICULATES          DATE 80061  EMF     23.150                                  A/S S
                 POLL ID 42602  NOX FACTOR            DATE 80057  EMF      0.100
    STATE        POLL ID 00000                        DATE 80061  CNTL 80061  CONTENTS: ASH= 0.0, SULFUR=0.00
                 POLL ID 11101  PARTICULATE           DATE 80061  EMF      4.005  U/M 90
                 POLL ID 42101  CARBON MONOXIDE       DATE 80061  EMF      0.010  U/M 90
                 POLL ID 42202  ANTIMONY              DATE 80061  EMF      7.390  U/M 90
                 POLL ID 42602  NITROGEN DIOXIDE      DATE 80061  EMF      0.170  U/M 90
                 POLL ID 43101  HYDROCARBONS          DATE 80061  EMF      0.170  U/M 90
    LOCAL    1   POLL ID 00000                        DATE 80061  CNTL 80061  CONTENTS: ASH= 0.0, SULFUR=0.00
                 POLL ID 11101  PARTICULATE           DATE 80061  EMF      4.005  U/M 90
                 POLL ID 42101  CARBON MONOXIDE       DATE 80061  EMF      0.010  U/M 90
                 POLL ID 42602  NITROGEN DIOXIDE      DATE 80061  EMF      0.170  U/M 90
                 POLL ID 43101  HYDROCARBONS          DATE 80061  EMF      0.170  U/M 90

SCC 30200501 DATE 80061 CAT1 FOOD/AGRICULTURE  CAT2 GRAIN ELEVATORS   CAT3 TERMINAL ELEVATOR CAT4 SHIPING/RECEIVI**
                        UNITS  TONS GRAIN PROCESSED                                                    0

    FEDERAL      POLL ID 00000                        DATE 80057  CNTL 80061  CONTENTS: ASH=     , SULFUR=
                 POLL ID 11101  PARTICULATE FACTOR    DATE 80057  EMF      1.000
                 POLL ID 22104  ARGON                 DATE 80061  EMF      2.403
                 POLL ID 42101  CO FACTOR             DATE 80057  EMF      0.000
                 POLL ID 42401  SO2 FACTOR            DATE 80057  EMF      0.000
                 POLL ID 42602  NOX FACTOR            DATE 80057  EMF      0.000
                 POLL ID 43101  HC FACTOR             DATE 80057  EMF      0.000

SCC 30200502 DATE 80061 CAT1 FOOD/AGRICULTURE  CAT2 GRAIN ELEVATORS   CAT3 TERMINAL ELEVATOR CAT4 TRANSFER/CONVEY**
                        UNITS  TONS GRAIN PROCESSED                                                    0

    FEDERAL      POLL ID 00000                        DATE 80057  CNTL 80061  CONTENTS: ASH=     , SULFUR=
                 POLL ID 11101  PARTICULATE FACTOR    DATE 80057  EMF      2.000
                 POLL ID 22104  ARGON                 DATE 80061  EMF      2.403
                 POLL ID 42101  CO FACTOR             DATE 80057  EMF      0.000
                 POLL ID 42401  SO2 FACTOR            DATE 80057  EMF      0.000
                 POLL ID 42602  NOX FACTOR            DATE 80057  EMF      0.000
                 POLL ID 43101  HC FACTOR             DATE 80057  EMF      0.000

SCC 30500105 DATE 80057 CAT1 PETROLEUM INDRY   CAT2 ASPHALT ROOFING   CAT3 FELT SAT OPERATN  CAT4
                        UNITS  TONS SATURATED FELT PRODUCED

    FEDERAL      POLL ID 00000                        DATE 80057  CNTL 80057  CONTENTS: ASH=     , SULFUR=
                 POLL ID 11101  PARTICULATE FACTOR    DATE 80057  EMF      6.300
                 POLL ID 42101  CO FACTOR             DATE 80057  EMF      2.900
```

Figure PST3-2 - continued. Sample Output (Page 10 of 11)

HEADER RECORD CONTROL FIELDS

CONTROL DATE IS 80062, PREVIOUS DATE IS 80057, GENERATION NUMBER IS 2

| | |
|---|---|
| DESCRIPTION FILE RECORD COUNT: | 101 |
| EMISSION FACTOR FILE RECORD COUNT: | 638 |
| NUMBER OF SCCS IN LIST: | 100 |
| NUMBER OF POLLUTANT ENTRIES IN LIST: | 637 |
| FEDERAL POLLUTANT ENTRIES: | 533 |
| STATE POLLUTANT ENTRIES: | 37 |
| LOCAL POLLUTANT ENTRIES: | 67 |
| NUMBER OF ERRORS DETECTED: | 0 |
| NUMBER OF PAGES IN REPORT: | 22 |

PROGRAM NAME: PRPEFAC (EP0230)
REVISION LEVEL: 1-00
LAST UPDATE #: P-1
DATE INCORPORATED: FEBRUARY 1, 1980

Figure PST3-2 - continued. Sample Output (Page 11 of 11)

EIS/PS Test 4

Create the Initial Master File Using NEDS Transactions

In this test run, an initial EIS/PS master file is created from NEDS transactions using the cataloged procedure EPFMM20 which executes PSRNETR (EP0050), the NEDS transaction sort program; PCENETR (EP0060), the NEDS to EIS/PS master file transaction conversion-edit program; PSREFIN (EP0090), the master file internal transaction pre-insertion sort program; PMSEFIN (EP0100), the master file internal transaction emission factor insertion program; PSRINTR (EP0110), the master file internal transaction sort program; and PFMMSTR (EP0120), the master file maintenance program.

PSRNETR (EP0050) sorts NEDS point source transactions (see Figure PST4-1 for the transaction formats) into the sequence required by PCENETR (EP0060). The fields of each transaction are sorted in the following order:

| Record Position | Description | Sort Sequence |
|---|---|---|
| 1 - 2 | State | Ascending |
| 3 - 6 | County | Ascending |
| 7 - 9 | AQCR | Ascending |
| 10 - 13 | Plant ID | Ascending |
| 14 - 15 | Point ID | Ascending |
| 18 - 25 | SCC | Ascending |
| 80 | Card Number | Ascending |
| 78 | Action Code | * |

All NEDS transactions must be sorted by PSRNETR (EP0050) before they can be converted to EIS/PS master file transactions.

PCENETR (EP0060) edits the input NEDS point source transactions and converts those that pass the edit criteria into EIS/PS internal transactions.

The input NEDS point source transactions include the P1 through P7 cards; i.e., seven different formats. The NEDS P1 transaction is converted into type 01, 02, and 03 internal transactions. The NEDS P2, P3, P4, and P5

* Sort sequence is D (delete), A (add), C (change).

transactions are converted into type 11, 12, and 13 internal transactions. A NEDS P6 transaction is converted into type 21, 22, and 23 internal transactions. The NEDS P7 transaction can be converted into internal transaction types 24 and 25 or into either internal transaction type 04 or 14. Thus, all data fields from the NEDS transactions can be included in the EIS/PS master file. Refer to Figure PST4-1 for the NEDS point source transaction formats.

The plant, point, and SCC records in the master file can be added, changed, or deleted using NEDS transactions. In this test, the function of the transactions is to create (or add) records in the EIS/PS master file.

The action code on the transactions must be 'A' in order to create any master file records. To add a plant record to the master file, a valid P1 transaction is required. Note that a plant record must be present in the master file or the transaction to create a plant record must be in the input transaction file before any other records (point or SCC) will be accepted for that plant. Valid P2, P3, P4, and P5 transactions are required to add a point record to the master file. To add an SCC record, a valid P6 transaction is required. Before an SCC record can be added to the master file for a specific point, the point record must be present in the master file or the transactions to create the point record must be in the input transaction file.

To change a non-key field in a master file record, the user enters the appropriate transaction; i.e., a P1, P2, P3, P4, P5, P6, or P7 transaction, with the same key information as the master file record to be changed. Also, this transaction must have an action code of 'C' and contain the new information for the field to be changed. If these requirements are met, the non-blank, non-key fields of the transaction will replace the corresponding fields in the master file record. A change transaction with an asterisk in the first position of an optional (or non-key) field will cause that field in the master file to be flagged for deletion and change the first character in the field to an asterisk.

Similarly, the deletion of a master file record requires that the user enter a transaction with the same key information as the master file record to be deleted. However, the transaction must also have an action code of 'D' and

the remaining fields should contain blanks. It should be noted that the records would be flagged for deletion but not physically deleted. When a record is flagged for deletion, all its subordinate records are also flagged for deletion.

The options in this program are used to determine if the year field in the NEDS transactions is valid, if the warning messages are to appear in the diagnostic report, and if the input NEDS transactions and output internal transactions should be printed. A two-digit year must be specified in card columns 1 and 2 of the option card in order to edit the year field in the NEDS transactions (the transaction year must not be greater than the option card year). If the warning messages are to be printed in the diagnostic report, the word FLAGW must appear in card columns 4 through 8; or, the warning-level messages will be suppressed. In order for the input NEDS transactions and output internal transactions to be printed, the word LIST must appear in columns 10 through 13 of the option card; otherwise, the listings will not be printed. A valid option card must be present in the run stream; failure to enter the option card will cause program execution to be terminated prematurely.

PSREFIN (EP0090) sorts EIS/PS internal transactions into the sequence required by PMSEFIN (EP0100). All master file internal transactions must be sorted by PSREFIN (EP0090) before they can be used for the insertion of emission factors.

PMSEFIN (EP0100) inserts emission factor information from the EIS/PS emission factor file into the type 21 and 23 internal transactions. The information to be inserted, as well as the conditions for insertion, are specified on the option card.

In order to insert information, PMSEFIN (EP0100) matches the type 23 internal transactions to the emission factor file records by SCC number, origin, source, and pollutant ID; and, it matches the type 21 internal transactions by SCC number, origin, and source to emission factor file records which have pollutant ID's of zero and contain the ash and sulfur contents for their respective SCC number. If an internal transaction has a source of 'H', (hand calculate) no insertion will be made into that transaction.

If a matching emission factor file record is found for an internal transaction, the information in that record is inserted into the appropriate fields of the transaction. If the user submits a type 23 internal transaction containing a pollutant ID of zero, PMSEFIN (EP0100) will create a type 23 internal transaction to correspond to each pollutant ID contained in the emission factor file for that SCC, origin, and source combination. No changes are made to any of the other input internal transactions.

The user may specify by means of an option card the transaction fields for insertion and may specify whether or not data from the emission factor file should override (i.e., replace) existing data in any of those fields. The user also specifies whether or not emission factor file data must satisfy a date criterion, whether or not the input internal transactions must satisfy a date criterion, whether or not the date of the internal transactions is to be replaced by the date of the emission factor information, and whether or not warning messages should be printed. All options are specified in fixed fields on the option card. See Figure PST4-2 for the format of the option card.

A transaction field is specified for insertion by coding its identifier and an 'I' in the appropriate option card field. The valid fields for insertion and their identifiers are as follows:

| Field | Identifier |
|---|---|
| Sulfur Content | SUL |
| Ash Content | ASH |
| Emission Factor | EMISSION |

The emission factor field is the default insertion field if no valid fields are specified for insertion.

If a valid transaction field has been specified for insertion, that field must be blank for any data to be inserted. If the user desires to insert data into a field regardless of its content, he can specify an override for that field by coding an 'O' in the appropriate option card field. If an override is specified for a particular field, any data in that field will be replaced with data from the matching emission factor file record.

A date criterion can be established for the emission factor file data by coding a date identifier of EDAT and a date value. The date value is

expressed as a Julian date; that is, as a 5-character number, the first two digits of which represent the year, and the last three the day within the year. No insertion will be made into a field if the date of the matching emission factor file record is prior to the specified date. If no date criterion is specified, insertions will be made regardless of the date of the emission factor file data.

Likewise, a date criterion can be established for the input internal transactions by coding a date identifier of TDAT and a date value. No insertion will be made into any transaction with a date prior to this date. If no date criterion is specified, insertions into the transactions will be made regardless of their dates.

If the user desires to replace the date of each transaction with the date of the matching emission factor file record, he can do so by coding R in column 80 of the option card. Otherwise, no change will be made in the date of the trasnaction.

If FLAGW is coded in the warning message suppression field of the option card, all warning messages will be printed in the diagnostic report; if NOFLAGW is coded, no warning messages will be printed. If this field is left blank or improperly coded, a default of NOFLAGW is assumed.

PSRINTR (EP0110) sorts master file internal transactions into the sequence required by PFMMSTR (EP0120). All internal transactions must be sorted by PSRINTR (EP0110) before they can be used for creating or updating the master file.

PFMMSTR (EP0120) creates and maintains the EIS/PS master file which is a variable-length, sequential file. This file contains four types of records: plant, point, SCC, and comment.

The plant record contains general descriptive information pertaining to an individual plant (point source). Plants are defined by a plant ID within the county. These ID's are assigned sequentially beginning with 0001.

Each plant can contain up to 1,296 emission points. Each emission point is defined by a point record. NEDS point ID's are used to identify the points. The point record contains descriptive information on the point and its emissions, as well as detailed emission information for a maximum of 16 pollutants.

Each point record can have up to ten SCC records associated with it. More than one SCC record can be defined for an SCC by using the SCC sequence number. The SCC record contains descriptive information related to the SCC as well as detailed emission factor information for a maximum of 16 pollutants.

Comment records are related to emission points. Up to 99 comments with up to 999 lines (records) each can be used for a single point. The comment records are 'free form' and can contain permits and registration information as well as other comments desired for the point.

The options in PFMMSTR (EP0120) are used to determine if the warning messages are to be printed in the diagnostic report and if the listings of the input and output master file and of the internal transactions should be produced. A two-digit year may be specified in card columns 1 and 2. A value of FLAGW in card columns 4 through 8 will allow the warning messages to be printed. Otherwise, no warning messages will be printed. Similarly, a value of LIST in card columns 10 through 13 will produce all the listings. If the field is blank or invalid, the listings will not be produced.

The run stream for this test run contains the JCL needed to create an EIS/PS master file from NEDS transactions. This run stream is shown in Figure PST4-3. It does not show all the input NEDS transactions in the run stream, but does show the necessary JCL.

The cataloged procedure executed by this run stream is EPFMM20. Substitutable parameters are used to specify EPEMFC2 (created in Test 3) as the input emission factor file and EPMSTR1 as the newly created master file. The user must supply the DD (data definition) information for the input NEDS transaction file in the SORT1 step and the option card files in the CONVERT, INSERT, and UPDATE steps. The options specified in the CONVERT step are 80, FLAGW and LIST. For the INSERT step of the test run the options specified are: FLAGW, SUL IO, ASH IO, EMISSION IO, and R. And, the options specified in the UPDATE step are 80, FLAGW, and LIST. Since this test run creates the initial EIS/PS master file, there is obviously not an input master file to be accessed. This is why the old master file EPSOLMF must be a dummy file in the UPDATE step. Refer to Figure PST4-4 for the sample output produced by this test run.

NEDS TRANSACTION - P1 CARD

| Column # | Field Length | Data Type | Description |
|---|---|---|---|
| 1 - 2 | 2 | Numeric | State |
| 3 - 6 | 4 | Numeric | County |
| 7 - 9 | 3 | Numeric | AQCR |
| 10 - 13 | 4 | Alphanumeric | Plant ID |
| 14 - 17 | 4 | Numeric | City |
| 18 - 19 | 2 | Numeric | UTM Zone |
| 20 - 21 | 2 | Numeric | Year of Record |
| 22 - 61 | 40 | Alphanumeric | Name and Address |
| 62 - 73 | 12 | Alphanumeric | Contact |
| 74 | 1 | Alphabetic | Ownership Code |
| 75 - 77 | 3 | | Unused |
| 78 | 1 | Alphabetic | Action Code |
| 79 | 1 | Alphabetic | 'P' |
| 80 | 1 | Numeric | Card Number |

(Page 1 of 8)

Figure PST4-1. NEDS Point Source Transaction Formats

NEDS TRANSACTION - P2 CARD

| Column # | Field Length | Data Type | Description |
|---|---|---|---|
| 1 - 2 | 2 | Numeric | State |
| 3 - 6 | 4 | Numeric | County |
| 7 - 9 | 3 | Numeric | AQCR |
| 10 - 13 | 4 | Alphanumeric | Plant ID |
| 14 - 15 | 2 | Alphanumeric | Point ID |
| 16 - 17 | 2 | Numeric | Year of Record |
| 18 - 21 | 4 | Numeric | SIC |
| 22 - 23 | 2 | Numeric | IPP |
| 24 - 27 | 4 | Numeric | UTM Horizontal Coordinate |
| 28 - 32 | 5 | Numeric | UTM Vertical Coordinate |
| 33 - 36 | 4 | Numeric | Stack Height |
| 37 - 39 | 3 | Numeric | Stack Diameter |
| 40 - 43 | 4 | Numeric | Stack Temperature |
| 44 - 50 | 7 | Numeric | Exhaust Flow Rate |
| 51 - 54 | 4 | Numeric | Plume Height |
| 55 | 1 | | Unused |
| 56 - 59 | 4 | Numeric | Points with Common Stack |
| 60 - 77 | 18 | | Unused |
| 78 | 1 | Alphabetic | Action Code |
| 79 | 1 | Alphabetic | 'P' |
| 80 | 1 | Numeric | Card Number |

(Page 2 of 8)

Figure PST4-1 - continued. NEDS Point Source Transaction Formats

NEDS TRANSACTION - P3 CARD

| Column # | Field Length | Data Type | Description |
|---|---|---|---|
| 1 - 2 | 2 | Numeric | State |
| 3 - 6 | 4 | Numeric | County |
| 7 - 9 | 3 | Numeric | AQCR |
| 10 - 13 | 4 | Alphanumeric | Plant ID |
| 14 - 15 | 2 | Alphanumeric | Point ID |
| 16 - 17 | 2 | Numeric | Year of Record |
| 18 - 22 | 5 | Numeric | Boiler Design Capacity |
| 23 - 25 | 3 | Numeric | Primary Control Equipment - TSP |
| 26 - 28 | 3 | Numeric | Secondary Control Equipment - TSP |
| 29 - 31 | 3 | Numeric | Primary Control Equipment - $SO_2$ |
| 32 - 34 | 3 | Numeric | Secondary Control Equipment - $SO_2$ |
| 35 - 37 | 3 | Numeric | Primary Control Equipment - $NO_x$ |
| 38 - 40 | 3 | Numeric | Secondary Control Equipment - $NO_x$ |
| 41 - 43 | 3 | Numeric | Primary Control Equipment - HC |
| 44 - 46 | 3 | Numeric | Secondary Control Equipment - HC |
| 47 - 49 | 3 | Numeric | Primary Control Equipment - CO |

(Page 3 of 8)

Figure PST4-1 - continued. NEDS Point Source Transaction Formats

NEDS TRANSACTION - P3 CARD - continued.

| Column # | Field Length | Data Type | Description |
|---|---|---|---|
| 50 - 52 | 3 | Numeric | Secondary Control Equipment - CO |
| 53 - 55 | 3 | Numeric | Estimated Control Efficiency - TSP |
| 56 - 58 | 3 | Numeric | Estimated Control Efficiency - $SO_2$ |
| 59 - 61 | 3 | Numeric | Estimated Control Efficiency - $NO_x$ |
| 62 - 64 | 3 | Numeric | Estimated Control Efficiency - HC |
| 65 - 67 | 3 | Numeric | Estimated Control Efficiency - CO |
| 68 - 77 | 10 | | Unused |
| 78 | 1 | Alphabetic | Action Code |
| 79 | 1 | Alphabetic | 'P' |
| 80 | 1 | Numeric | Card Number |

(Page 4 of 8)

Figure PST4-1 - continued. NEDS Point Source Transaction Formats

NEDS TRANSACTION - P4 CARD

| Column # | Field Length | Data Type | Description |
|---|---|---|---|
| 1 - 2 | 2 | Numeric | State |
| 3 - 6 | 4 | Numeric | County |
| 7 - 9 | 3 | Numeric | AQCR |
| 10 - 13 | 4 | Alphanumeric | Plant ID |
| 14 - 15 | 2 | Alphanumeric | Point ID |
| 16 - 17 | 2 | Numeric | Year of Record |
| 18 - 25 | 8 | Numeric | Percentage Thruput |
| 26 - 30 | 5 | Numeric | Operating Rate |
| 31 - 37 | 7 | Numeric | Emissions Estimate - TSP |
| 38 - 44 | 7 | Numeric | Emissions Estimate - $SO_2$ |
| 45 - 51 | 7 | Numeric | Emissions Estimate - $NO_x$ |
| 52 - 58 | 7 | Numeric | Emissions Estimate - HC |
| 59 - 65 | 7 | Numeric | Emissions Estimate - CO |
| 66 | 1 | Numeric | Estimation Method - TSP |
| 67 | 1 | Numeric | Estimation Method - $SO_2$ |
| 68 | 1 | Numeric | Estimation Method - $NO_x$ |
| 69 | 1 | Numeric | Estimation Method - HC |
| 70 | 1 | Numeric | Estimation Method - CO |
| 71 - 73 | 3 | Numeric | Space Heat |
| 74 - 77 | 4 | | Unused |
| 78 | 1 | Alphabetic | Action Code |
| 79 | 1 | Alphabetic | 'P' |
| 80 | 1 | Numeric | Card Number |

(Page 5 of 8)

Figure PST4-1 - continued. NEDS Point Source Transaction Formats

NEDS TRANSACTION - P5 CARD

| Column # | Field Length | Data Type | Description |
|---|---|---|---|
| 1 - 2 | 2 | Numeric | State |
| 3 - 6 | 4 | Numeric | County |
| 7 - 9 | 3 | Numeric | AQCR |
| 10 - 13 | 4 | Alphanumeric | Plant ID |
| 14 - 15 | 2 | Alphanumeric | Point ID |
| 16 - 17 | 2 | Numeric | Year of Record |
| 18 - 24 | 7 | Numeric | Allowable Emission - TSP |
| 25 - 31 | 7 | Numeric | Allowable Emission - $SO_2$ |
| 32 - 38 | 7 | Numeric | Allowable Emission - $NO_x$ |
| 39 - 45 | 7 | Numeric | Allowable Emission - HC |
| 46 - 52 | 7 | Numeric | Allowable Emission - CO |
| 53 | 1 | Numeric | Compliance Status |
| 54 - 57 | 4 | Numeric | Compliance Schedule |
| 58 - 63 | 6 | Numeric | Compliance Update |
| 64 | 1 | Numeric | ECAP |
| 65 - 76 | 12 | Numeric | Control Regulations |
| 77 | 1 | | Unused |
| 78 | 1 | Alphabetic | Action Code |
| 79 | 1 | Alphabetic | 'P' |
| 80 | 1 | Numeric | Card Number |

(Page 6 of 8)

Figure PST4-1 - continued. NEDS Point Source Transaction Formats

NEDS TRANSACTION - P6 CARD

| Column # | Field Length | Data Type | Description |
|---|---|---|---|
| 1 - 2 | 2 | Numeric | State |
| 3 - 6 | 4 | Numeric | County |
| 7 - 9 | 3 | Numeric | AQCR |
| 10 - 13 | 4 | Alphanumeric | Plant ID |
| 14 - 15 | 2 | Alphanumeric | Point ID |
| 16 - 17 | 2 | Numeric | Year of Record |
| 18 - 25 | 8 | Numeric | SCC |
| 26 - 32 | 7 | Numeric | Fuel Process Rate |
| 33 - 39 | 7 | Numeric | Maximum Design Rate |
| 40 - 42 | 3 | Numeric | Sulfur Content |
| 43 - 45 | 3 | Numeric | Ash Content |
| 46 - 50 | 5 | Numeric | Heat Content |
| 51 - 70 | 20 | Alphanumeric | Source Description |
| 71 | 1 | Alphabetic | Source Code |
| 72 | 1 | Numeric | Confidentiality |
| 73 - 77 | 5 | | Unused |
| 78 | 1 | Alphabetic | Action Code |
| 79 | 1 | Alphabetic | 'P' |
| 80 | 1 | Numeric | Card Number |

(Page 7 of 8)

Figure PST4-1 - continued. NEDS Point Source Transaction Formats

NEDS TRANSACTION - P7 CARD

| Column # | Field Length | Data Type | Description |
|---|---|---|---|
| 1 - 2 | 2 | Numeric | State |
| 3 - 6 | 4 | Numeric | County |
| 7 - 9 | 3 | Numeric | AQCR |
| 10 - 13 | 4 | Alphanumeric | Plant ID |
| 14 - 15 | 2 | Alphanumeric | Point ID |
| 16 - 17 | 2 | Numeric | Year of Record |
| 18 - 25 | 8 | Numeric | SCC |
| 26 - 77 | 52 | Alphanumeric | Comment |
| 78 | 1 | Alphabetic | Action Code |
| 79 | 1 | Alphabetic | 'P' |
| 80 | 1 | Numeric | Card Number |

(Page 8 of 8)

Figure PST4-1 - continued. NEDS Point Source Transaction Formats

| Column #1 | Column #9 | Column #16 | Column #23 | Column #35 | Column #46 | Column #80 |
|---|---|---|---|---|---|---|
| FLAGW or NOFLAGW | SUL I or SUL IO | ASH I or ASH IO | EMISSION I or EMISSION IO | EDAT XXYYY | TDAT XXYYY | R |

Note: 1. XX denotes the year; YYY the Julian date

2. Each field must contain one of the valid values indicated for it or be blank.

Figure PST4-2. Option Card Format

```
//PSTEST04 JOB     (ACCOUNTING INFO)
//*
//*   CREATE A MASTER FILE FROM NEDS TRANSACTIONS
//*
//TEST4A EXEC FPFMM20,
//       FMFCFIL=FPFMFC2,
//       NEWMSTR=FPMSTR1,
//       WORKSPC='50,20'
//*
//*   CREATE THE INITIAL MASTER FILE
//*
//SORT1.INPUT DD *
0100010010001                                                
```

```
PROGRAM NAME: PSRNETR (EP0050)
REVISION LEVEL: 1-00
LAST UPDATE #: P-1
DATE INCORPORATED: FEBRUARY 1, 1980

NUMBER OF INPUT TRANSACTIONS:     322
NUMBER OF OUTPUT TRANSACTIONS:     322
```

Figure PST4-4. Sample Output (Page 1 of 12)

```
                    NEDS TO EIS/PS CONVERSION-EDIT PROGRAM  -  DIAGNOSTIC REPORT                    PAGE     1

PROGRAM NAME: PCENETR (EP0060)
REVISION LEVEL: 1-00
LAST UPDATE #: P-1
DATE INCORPORATED: FEBRUARY 1, 1980

OPTION CARD

   CONTROL DATE IS 80    ,  ERROR OPTION IS FLAGW  ,  LIST OPTION IS LIST



BEB  EB EB  EBE                                                                    BBB
          *** PCENETR 001 ERROR - COLUMN 01 - INVALID STATE CODE, CARD REJECTED
          *** PCENETR 002 ERROR - COLUMN 03 - NON-NUMERIC COUNTY CODE, CARD REJECTED
          *** PCENETR 003 ERROR - COLUMN 07 - INVALID AUCR CODE, CARD REJECTED
          *** PCENETR 004 ERROR - COLUMN 79 - INVALID ACTION TYPE, CARD REJECTED
          *** PCENETR 005 ERROR - COLUMN 78 - INVALID CARD TYPE, CARD REJECTED
          *** PCENETR 006 ERROR - COLUMN 80 - INVALID CARD NUMBER, CARD REJECTED
          *** PCENETR 007 ERROR - COLUMN 10 - INVALID PLANT ID, CARD REJECTED
          *** PCENETR 014 ERROR - COLUMN 14 - INVALID POINT ID, CARD REJECTED
          *** PCENETR 085 ERROR - INVALID CHARACTER DETECTED IN BASE 36 CONVERSION ROUTINE, CARD REJECTED
          *** PCENETR 085 ERROR - INVALID CHARACTER DETECTED IN BASE 36 CONVERSION ROUTINE, CARD REJECTED
          *** PCENETR 085 ERROR - INVALID CHARACTER DETECTED IN BASE 36 CONVERSION ROUTINE, CARD REJECTED
          *** PCENETR 085 ERROR - INVALID CHARACTER DETECTED IN BASE 36 CONVERSION ROUTINE, CARD REJECTED

BEB  EB EB  EBE                                                                    BBB
          *** PCENETR 001 ERROR - COLUMN 01 - INVALID STATE CODE, CARD REJECTED
          *** PCENETR 002 ERROR - COLUMN 03 - NON-NUMERIC COUNTY CODE, CARD REJECTED
          *** PCENETR 003 ERROR - COLUMN 07 - INVALID AUCR CODE, CARD REJECTED
          *** PCENETR 004 ERROR - COLUMN 79 - INVALID ACTION TYPE, CARD REJECTED
          *** PCENETR 005 ERROR - COLUMN 78 - INVALID CARD TYPE, CARD REJECTED
          *** PCENETR 006 ERROR - COLUMN 80 - INVALID CARD NUMBER, CARD REJECTED
          *** PCENETR 007 ERROR - COLUMN 10 - INVALID PLANT ID, CARD REJECTED
          *** PCENETR 014 ERROR - COLUMN 14 - INVALID POINT ID, CARD REJECTED
          *** PCENETR 085 ERROR - INVALID CHARACTER DETECTED IN BASE 36 CONVERSION ROUTINE, CARD REJECTED
          *** PCENETR 085 ERROR - INVALID CHARACTER DETECTED IN BASE 36 CONVERSION ROUTINE, CARD REJECTED
          *** PCENETR 085 ERROR - INVALID CHARACTER DETECTED IN BASE 36 CONVERSION ROUTINE, CARD REJECTED
          *** PCENETR 085 ERROR - INVALID CHARACTER DETECTED IN BASE 36 CONVERSION ROUTINE, CARD REJECTED

64????9991 23XXXXXXXXXXXXXXXXXXXXXXXXXXXXXXXXXXXXXXXXXXXXXXXXXXXXXXXXXXXXXXXXXXXXXXAP1
BEB  EB EB  E    BEBE                                                              B
          *** PCENETR 001 ERROR - COLUMN 01 - INVALID STATE CODE, CARD REJECTED
          *** PCENETR 002 ERROR - COLUMN 03 - NON-NUMERIC COUNTY CODE, CARD REJECTED
```

Figure PST4-4 - continued. Sample Output (Page 2 of 12)

```
*** PCENETR 021 CONDITIONAL - COLUMN 37 - STACK DIAMETER EXCEEDS (0.2 * STACK HEIGHT)

3400800530001    1772GRCNITEVILLE CO STEVENS STECM STCTION   MR  MCKEOWN     AP1
                                                                         b
*** PCENETR 012 CONDITIONAL - COLUMN 74 - INVALID OWNERSHIP CODE

3400800530001017249610034523719201000500550002946000000                     AP2
                                b   E    B E
*** PCENETR 018 CONDITIONAL - COLUMN 28 - UTM-VERTICAL COORDINATE OUT OF RANGE
*** PCENETR 021 CONDITIONAL - COLUMN 37 - STACK DIAMETER EXCEEDS (0.2 * STACK HEIGHT)


NUMBER OF TRANSACTIONS READ:                    322
NUMBER OF INTERNAL TRANSACTIONS WRITTEN:        576
NUMBER OF TRANSACTIONS REJECTED:                 44
NUMBER OF ABORT MESSAGES:                         0
NUMBER OF ERROR MESSAGES:                       177
NUMBER OF CONDITIONAL MESSAGES:                 149
NUMBER OF WARNING MESSAGES:                       0


PROGRAM NAME: PCENETR (EP0060)
REVISION LEVEL: 1-00
LAST UPDATE #: P-1
DATE INCORPORATED: FEBRUARY 1, 1980
```

Figure PST4-4 - continued. Sample Output (Page 3 of 12)

```
64????9991 23XXXX
```

```
0800082400800000100000000000000000000110800082408001750000                    18PR SMITH                                  01A
0800082400800000100000000000000000000210800082408001750000SAINT AGNES MILLS REEDSVILLE                                    02A
0800082400800000100000000000000000000310800082408001750000                                                                03A
0800082400800000100011000000000000000110800082408001770000 1   2121  922890466                                           11A
0800082400800000100011000000000000000121080008240800177000010018010036000012 46     00000000                              12A
0800082400800000100011000000000000000110800082408001770000 1   2121  122800466                                           11A
0800082400800000100011000000000000000121080008240800177000010018010036000012 46     000000001    7502051                  12A
0800082400800000100011000000000000000131080008240800177000011110 1                                0000002                  13A
0800082400800000100011000000000000000131080008240800177000014240 1                                9999999                  13A
0800082400800000100011000000000000000131080008240800177000014310 1                                9999999                  13A
0800082400800000100011000000000000000131080008240800177000014210 1                                9999999                  13A
0800082400800000100012102005030000000211080008240800174000011020050300      000013300000300500000010 8F                   21A
0800082400800000100012102005030000000221080008240800174000011020050300 1P1720036.CIGAR MFG                                22A
0800082400800000100012102005030000000231080008240800174000011020050300F 00000                                             23A
0800082400800000200000000000000000000110800082408002770 00                    18PR.A.LJONES                               01A
0800082400800000200000000000000000000210800082408002770 00GENERAL INC TAYLOR                                              02A
0800082400800000200000000000000000000310800082408002770 00                                                                03A
0800082400800000200011000000000000000110800082408002770000 1   0142  121800429             2525252508652000020 00          11A
0800082400800000200011000000000000000121080008240800277000010007008008000003 60     000000001    7710311                  12A
0800082400800000200011000000000000000131080008240800277000011110 1       0000000000000000       0000001 3                 13A
0800082400800000200011000000000000000131080008240800277000014260 2       0000000000000000               3                 13A
0800082400800000200011000000000000000131080008240800277000014240 1       0000000000000001       9999999 3                 13A
0800082400800000200011000000000000000131080008240800277000014310 1       0210009900000000       9999999 3                 13A
0800082400800000200011000000000000000131080008240800277000014210 1       0000000000000000       9999999 3                 13A
0800082400800000200012102005030000000211080008240800274000011020050300      0000017000001000000000108F                    21A
0800082400800000200012102005030000000221080008240800274000011020050300 1B                                                 22A
0800082400800000200012102005030000000231080008240800274000011020050300F 00000                                             23A
0800082400800000500000000000000000000110800082408005770 00                    18PR.A.LJONES                               01A
0800082400800000500000000000000000000210800082408005770 00GENERAL INC TAYLOR                                              02A
0800082400800000500000000000000000000310800082408005770 00                                                                03A
0800082400800000500011000000000000000110800082408005770000 1   0142  121800429             2525252508552000020 00          11A
0800082400800000500011000000000000000121080008240800577000010007008008 00     000000004    7601221                  12A
0800082400800000500011000000000000000131080008240800577000011110 1       0210009900000000               3                 13A
0800082400800000500011000000000000000131080008240800577000014260 2       0000000000000000               3                 13A
0800082400800000500011000000000000000131080008240800577000014240 1       0000000000000001       9999999 3                 13A
0800082400800000500011000000000000000131080008240800577000014310 1       0000000000000000       9999999 3                 13A
0800082400800000500011000000000000000131080008240800577000014210 1       0000000000000000       9999999 3                 13A
0800082400800000500012102005030000000211080008240800576000011020050300      0000017000001000000000108F                    21A
0800082400800000500012102005030000000221080008240800576000011020050300 2B1750001                                          22A
0800082400800000500012102005030000000231080008240800576000011020050300F 00000                                             23A
0800802400800000000000000000000000000110800802408000740 00                    806018 T T QUEEN                            01A
0800802400800000000000000000000000000210800802408000740 00AG SERV ADMIN AG LIMEST PLT                                    02A
0800802400800000000000000000000000000310800802408000740 00                                                                03A
0800802400800000800110000000000000000110800802408000770000 81   1422  064200603             0038382088535000000 00          11A
0800802400800000008011000000000000000121080080240800077000810000000008000000 00     003000007            1                12A
0800802400800000008011000000000000000131080080240800077000811110 1       0030006000000031               3                 13A
0800802400800000008011000000000000000131080080240800077000814260 2       0000000000000000       0000000 0                 13A
0800802400800000008011000000000000000131080080240800077000814240 1       0000000000000000       0000000 0                 13A
```

Figure PST4-4 - continued. Sample Output (Page 5 of 12)

PROGRAM NAME: PSREFIN (EP0090)
REVISION LEVEL: 1-00
LAST UPDATE #: P-1
DATE INCORPORATED: FEBRUARY 1, 1980

NUMBER OF INPUT TRANSACTIONS: 576
NUMBER OF OUTPUT TRANSACTIONS: 576

Figure PST4-4 - continued. Sample Output (Page 6 of 12)

```
PROGRAM NAME: PMSEFIN (EP0100)
REVISION LEVEL:  1-00
LAST UPDATE #:   P-1
DATE INCORPORATED:  FEBRUARY 1, 1980


OPTIONS IN EFFECT:  FLAGW

          FIELDS SELECTED FOR INSERTIONS:  SUL  ASH  EMISSION

          FIELDS TO BE OVERRIDDEN:  SUL  ASH  EMISSION


  SULFUR I  O  ASH I  O  EMISSION FACTOR I  O                          DATE: EMISSION FACTOR   N    TRANSACTION   N


0800802400800000300042102000810000000211080080240800374000041020008100      0085090       00002500008F                21A
          *** PMSEFIN 005 WARNING - NO MATCHING EMISSION FACTOR FILE RECORD

0800802400800000300042102000810000000231080080240800374000041020008100F 00000                                          23A
          *** PMSEFIN 005 WARNING - NO MATCHING EMISSION FACTOR FILE RECORD

0800802400800000300032102000820000000211060080240800374000031020008200      0013970       00002500008F                21A
          *** PMSEFIN 005 WARNING - NO MATCHING EMISSION FACTOR FILE RECORD

0800802400800000300022102000820000000211080080240800374000021020008200      0013970       00002500008F                21A
          *** PMSEFIN 005 WARNING - NO MATCHING EMISSION FACTOR FILE RECORD

0800802400800000300012102000820000000211080080240800374000011020008200      0013970       00002500008F                21A
          *** PMSEFIN 005 WARNING - NO MATCHING EMISSION FACTOR FILE RECORD

0800802400800000300012102000820000000231080080240800374000011020008200F 00000                                          23A
          *** PMSEFIN 005 WARNING - NO MATCHING EMISSION FACTOR FILE RECORD
```

Figure PST4-4 - continued. Sample Output (Page 7 of 12)

SULFUR I 0 ASH I 0 EMISSION FACTOR I 0 DATE: EMISSION FACTOR N TRANSACTION N

| | |
|---|---|
| NUMBER OF INPUT TRANSACTIONS: | 576 |
| NUMBER OF EMISSION FACTOR RECORDS READ: | 475 |
| NUMBER OF INSERTIONS MADE: | 25 |
| NUMBER OF OUTPUT TRANSACTIONS: | 720 |
| NUMBER OF 23 TRANSACTIONS CREATED: | 184 |
| NUMBER OF WARNING MESSAGES: | 14 |
| NUMBER OF CONDITIONAL MESSAGES: | 0 |
| NUMBER OF ERROR MESSAGES: | 0 |
| NUMBER OF ABORT MESSAGES: | 0 |
| NUMBER OF DISASTER MESSAGES: | 0 |

---

EIS/PS MASTER FILE INTERNAL TRANSACTION SORT PROGRAM PAGE 1

PROGRAM NAME: PSRINTR (EP0110)
REVISION LEVEL: 1-00
LAST UPDATE #: P-1
DATE INCORPORATED: FEBRUARY 1, 1980

| | |
|---|---|
| NUMBER OF INPUT TRANSACTIONS: | 720 |
| NUMBER OF OUTPUT TRANSACTIONS: | 720 |

Figure PST4-4 - continued. Sample Output (Page 8 of 12)

```
                    EIS FILE MAINTENANCE PROGRAM - DIAGNOSTIC MESSSAGES                    PAGE     1

PROGRAM NAME: PFMMSTR (EP0120)
REVISION LEVEL: 1-00
LAST UPDATE #: P-1
DATE INCORPORATED: FEBRUARY 1, 1980

OPTION CARD

   CONTROL DATE IS 80   ,  ERROR OPTION IS FLAGW  ,  LIST OPTION IS LIST


0800082400800000100011000000000000001110800082408001770000 1   2121  122800466                                  11A
                                  *** PFMMSTR 034 ERROR - DUPLICATE TRANSACTION - CARD REJECTED

0800082400800000100011000000000000001210800082408001770000100180100360000 1246     000000001    7502051          12A
                                  *** PFMMSTR 034 ERROR - DUPLICATE TRANSACTION - CARD REJECTED

0801202400800000300011000000000000000000  0801202408003770001 01          068900782                          00000
                                  *** PFMMSTR 019 ERROR - NEW MASTER RECORD INCOMPLETE, NOT WRITTEN

1000000240100000101011000000000000001211000000241001110001 1                          8889                       12A
                                  *** PFMMSTR 028 ERROR - INVALID INITIAL ADD CARD NUMBER
                                  *** PFMMSTR 026 ERROR - ATTEMPT TO ADD POINT TO NONEXISTANT PLANT

1010000240100000105111000000000000001321010000241001800005A11101                0444444              4          13C
                                  *** PFMMSTR 007 ERROR - TRANSACTION NOT ADD, BUT NO MASTER ON FILE, CARD REJECTED

1010000240100000105111000000000000001321010000241001800005A42602                0444444              4          13C
                                  *** PFMMSTR 007 ERROR - TRANSACTION NOT ADD, BUT NO MASTER ON FILE, CARD REJECTED

1010000240100000105111000000000000001321010000241001800005A43101                0444444                         13C
                                  *** PFMMSTR 007 ERROR - TRANSACTION NOT ADD, BUT NO MASTER ON FILE, CARD REJECTED

1010000240100000105111000000000000001321010000241001800005A42401                0444444                         13C
                                  *** PFMMSTR 007 ERROR - TRANSACTION NOT ADD, BUT NO MASTER ON FILE, CARD REJECTED

1010000240100000105111000000000000001321010000241001800005A42101                0444444                         13C
                                  *** PFMMSTR 007 ERROR - TRANSACTION NOT ADD, BUT NO MASTER ON FILE, CARD REJECTED

1800402240000000500081000000000000000000  1600402240005750001 06   9661  457841887            252525252475 2
                                  *** PFMMSTR 019 ERROR - NEW MASTER RECORD INCOMPLETE, NOT WRITTEN

1800402240000000500062403001010000000000  1600402240005800572084030010100      0000165                 2PGAS UNLOADING
                                  *** PFMMSTR 020 ERROR - POINT INCOMPLETE, SCC NOT WRITTEN TO OUTPUT MASTER  FILE
```

Figure PST4-4 - continued. Sample Output (Page 9 of 12)

```
NUMBER OF INPUT TRANSACTIONS READ                    720
NUMBER OF DISASTERS DETECTED                           0
NUMBER OF ABORTS DETECTED                              0
NUMBER OF ERRORS DETECTED                             13
NUMBER OF CONDITIONALS DETECTED                        0
NUMBER OF WARNINGS DETECTED                            0
NUMBER OF TRANSACTIONS REJECTED                        8
NUMBER OF POINT SOURCE FILE RECORDS READ IN            0
NUMBER OF POINT SOURCE FILE RECORDS WRITTEN OUT      123
```

Figure PST4-4 - continued. Sample Output (Page 10 of 12)

```
                    EIS FILE MAINTENANCE PROGRAM - TRANSACTION LISTING                                  PAGE     1

0800082400800000100000000000000000000110800082408001750 00                      18PR SMITH                          01A
0800082400800000100000000000000000000210800082408001750 00SAINT AGNES MILLS REEDSVILLE                              02A
0800082400800000100000000000000000000310800082408001750 00                                                          03A
0800082400800000100011000000000000000111080008240800177000 01    2121  922890466                                   11A
0800082400800000100011000000000000000111080008240800177000 01    2121  122800466                                   11A
0800082400800000100011000000000000000121080008240800177000100180100360000 1246      00000000                          12A
0800082400800000100011000000000000000121080008240800177000010018010036000 01246     000000001     7502051             12A
0800082400800000100011000000000000000131080008240800177000011110 1                                0000002             13A
0800082400800000100011000000000000000131080008240800177000014240 1                                9999999             13A
0800082400800000100011000000000000000131080008240800177000014310 1                                9999999             13A
0800082400800000100011000000000000000131080008240800177000014210 1                                9999999             13A
0800082400800000100012102005030000000211080008240800180060011020050300      00001330000030025000001 08F               21A
0800082400800000100012102005030000000221080008240800174000011020050300 1P1720036.CIGAR MFG                          22A
0800082400800000100012102005030000000231080008240800180060011020050300F 11101000002000                              23A
0800082400800000100012102005030000000231080008240800180060011020050300F 43101000001000                              23A
0800082400800000100012102005030000000231080008240800180060011020050300F 42602000022000                              23A
0800082400800000100012102005030000000231080008240800180060011020050300F 424010001440 00S                            23A
0800082400800000100012102005030000000231080008240800180060011020050300F 42101000005000                              23A
0800082400800000200000000000000000000110800082408002770 00                      18PR.A.LJONES                       01A
0800082400800000200000000000000000000210800082408002770 00GENERAL INC TAYLOR                                        02A
0800082400800000200000000000000000000310800082408002770 00                                                          03A
0800082400800000200011000000000000000111080008240800277000 01    0142  121800429              2525252508652000020 00 11A
0800082400800000200011000000000000000121080008240800277000010007008008000003 60     000000001     7710311             12A
0800082400800000200011000000000000000131080008240800277000011110 1        0000000000000000       0000001 3           13A
0800082400800000200011000000000000000131080008240800277000014260 2        0000000000000000               3           13A
0800082400800000200011000000000000000131080008240800277000014210 1        0000000000000000       9999999 3           13A
0800082400800000200011000000000000000131080008240800277000014240 1        0000000000000001       9999999 3           13A
0800082400800000200011000000000000000131080008240800277000014310 1        0210009900000000       9999999 3           13A
0800082400800000200012102005030000000211080008240800280060011020050300      00000170000010025000001 08F               21A
0800082400800000200012102005030000000221080008240800274000011020050300 1b                                            22A
0800082400800000200012102005030000000231080008240800280060011020050300F 43101000001000                              23A
0800082400800000200012102005030000000231080008240800280060011020050300F 42602000022000                              23A
0800082400800000200012102005030000000231080008240800280060011020050300F 424010001440 00S                            23A
0800082400800000200012102005030000000231080008240800280060011020050300F 42101000005000                              23A
0800082400800000200012102005030000000231080008240800280060011020050300F 11101000002000                              23A
0800082400800000500000000000000000000110800082408005770 00                      18PR.A.LJONES                       01A
0800082400800000500000000000000000000210800082408005770 00GENERAL INC TAYLOR                                        02A
0800082400800000500000000000000000000310800082408005770 00                                                          03A
0800082400800000500011000000000000000111080008240800577000 01    0142  121800429              2525252508552000020 00 11A
0800082400800000500011000000000000000121080008240800577000010007008008 0             000000004     7601221             12A
0800082400800000500011000000000000000131080008240800577000011110 1        0210009900000000               3           13A
0800082400800000500011000000000000000131080008240800577000014210 1        0000000000000000       9999999 3           13A
0800082400800000500011000000000000000131080008240800577000014310 1        0000000000000000       9999999 3           13A
0800082400800000500011000000000000000131080008240800577000014260 2        0000000000000000               3           13A
0800082400800000500011000000000000000131080008240800577000014240 1        0000000000000001       9999999 3           13A
0800082400800000500012102005030000000211080008240800560060011020050300      00000170000010025000001 08F               21A
0800082400800000500012102005030000000221080008240800576000011020050300281750001                                      22A
```

Figure PST4-4 - continued. Sample Output (Page 11 of 12)

```
0800082400800000100000000000000000000292  080008240800175000001                          18PR SMITH                                SAINT AGN
0800082400800000100011000000000000000452  080008240800177000101    2121  922890466                                   0018010036000012
0800082400800000100012102005030000000318  080008240800180060201102005030 0     00001330000030025000001081P1720036.CIGAR MFG
0800082400800000200000000000000000000292  080008240800277000001                          18PR.A.LJONES                             GENERAL I
0800082400800000200011000000000000000505  080008240800277000101    0142  121800429             2525252508652000020000007008008000003
0800082400800000200012102005030000000318  080008240800280060201102005030 0     000001700000100250000010818
0800082400800000500000000000000000000292  080008240800577000001                          18PR.A.LJONES                             GENERAL I
0800082400800000500011000000000000000505  080008240800577000101    0142  121800429             2525252508552000020000007008008 0
0800082400800000500012102005030000000318  080008240800580060201102005030 0     000001700000100250000010828 1750001
0800802400800000000000000000000000000292  080080240800074000001                           806018 T T QUEEN                          AG SERV A
0800802400800000000801100000000000000505  080080240800077000181    1422  064200603             0038382068535000000000000000008000000
0800802400800000000801230501601000000318  080080240800080057281305016010 0     0005000000800000000000001P        LIMEST CRUSH
0800802400800000100000000000000000000292  080080240800175000001                           0060  PR TURRES                           BETTEROAD
0800802400800000100011000000000000000505  080080240800176000101    295103076000556               2525252508551000008000030036022500408
0800802400800000100012305002010000000222  080080240800180057201305002010 0     000061202000000000000001351C
0800802400800000100021000000000000000505  080080240800177000102    2951  076000556                                   00000   0000000008000000
0800802400800000100022305002020000000222  080080240800180057202305002020 0     012500002000000000000000001P
0800802400800000200000000000000000000292  080080240800271000001                          19PJ.ANGLERO                              BEST CONT
0800802400800000200011000000000000000505  080080240800277000101    3273  077300547             2525252508552000000000000000008000000
0800802400800000200012305002001000000318  080080240800280057201305020010 0     000872800042000000000000001P12710182
0800802400800000300000000000000000000292  080080240800375000001                           0060  SJ M WHYTEEZ                        CENTRAL C
0800802400800000300011000000000000000505  080080240800377000101    2061  075500610                                   0175108050000774
0800802400800000300012102000820000000222  080080240800374000201102000820 0     0013970       000025000081B        BAGASSE
0800802400800000300021000000000000000505  080080240800377000102    2061  075500610                                   0175108050000774
0800802400800000300022102000820000000222  080080240800374000202102000820 0     0013970       00002500008188AGASSE
0800802400800000300031000000000000000505  080080240800377000103    2061  075500610                                   0175108050000774
0800802400800000300032102000820000000222  080080240800374000203102000820 0     0013970       00002500008188AGASSE
0800802400800000300041000000000000000505  080080240800377000104    2061  075500610                                   00547   0065070050001300
0800802400800000300042102000810000000222  080080240800374000204102000810 0     0085090       00002500008188AGASSE
0800802400800000500000000000000000000292  080080240800574000001                          19PE.VEGA                                 LOADER MA
0800802400800000500011000000000000000505  080080240800577000101    1794  072700612             2525252505552000000000000000008500000
0800802400800000500012305020060000000318  080080240800580057201305020060 0     00149290011483000000000001P
0800802400800000600000000000000000000292  080080240800675000001                          18PN BAKER                                CARIBE FO
0800802400800000600011000000000000000505  080080240800677000101          074500638             2525252508652000000000000000000000000
0800802400800000600012301020860000000222  080080240800677000201301020860 0     0000042000000200000000001C
0800802400800000700000000000000000000292  080080240800778000001                          16PS S VEEKETI                            RENBECK L
0800802400800000700011000000000000000505  080080240800778000101    2834  061000762             252525251655200000000
0800802400800000700012301999990000000222  080080240800778000201301999900 0     00000290000007            2PETHYLENE OXIDE RAW M
0801202400800000100000000000000000000292  080120240800180000001                          18UJ.BONNET                               SMITH IND
0801202400800000100011000000000000000505  080120240800177000101    491100076100637               2525252524752002390000022110069003888
0801202400800000100012201001010000000222  080120240800174000201201001010 0     000053600001658011000001081B
0801202400800000200000000000000000000292  080120240800280000001                          18PH W CAPNTE                             WENTIP AS
0801202400800000200011000000000000000505  080120240800277000101    295101083080683               252525250855 2      0000000000010000000
0801202400800000200012305002020000000222  080120240800280057201305002020 0     0060000002885000000000000001P12710052
0801202400800000300000000000000000000292  080120240800380000001                          18PJ E JONES                              JONES AND
1800402240000000100000000000000000000292  180040224000017600001                          16PSMOUT R L                              LANCE J F
1800402240000000100011000000000000000505  180040224000017500001    2951  432041634
```

Figure PST4-4 - continued. Sample Output

(Page 12 of 12)

## EIS/PS Test 5

### Update the Master File Using EIS/PS Transactions and Produce a Formatted Dump

In this test run, the master file is updated with EIS/PS transactions using the cataloged procedure EPEMM10 which executes PSRMFTR (EP0070), the master file transaction sort program; PEDMSTR (EP0080), the master file transaction edit program; PSREFIN (EP0090), the master file internal transaction pre-insertion sort program; PMSEFIN (EP0100), the master file internal transaction emission factor insertion program; PSRINTR (EP0110), the master file internal transaction sort program; and PFMMSTR (EP0120), the master file maintenance program. A formatted dump of the updated master file is printed using the cataloged procedure EPRPM30 which executes PRPDUMP (EP0220), the master file formatted dump program.

PSRMFTR (EP0070) sorts EIS/PS master file transactions (see Figure PST5-1 for the transaction formats) into the sequence required by the master file transaction edit program, PEDMSTR (EP0080). The fields of each transaction are sorted in the following order:

| Record Position | Description | Sort Sequence |
|---|---|---|
| 1 - 2 | State | Ascending |
| 3 - 6 | County | Ascending |
| 7 - 9 | AQCR | Ascending |
| 10 - 13 | Plant ID | Ascending |
| 19 - 20 | Point ID | Ascending |
| 78 | Segment Type | Ascending |
| 21 - 28 | SCC | Ascending |
| 21 - 22 | PNR Sequence Number | Ascending |
| 23 - 25 | Line Number | Ascending |
| 26 | Comment Flag | Ascending |
| 78 - 79 | Card Number | Ascending |
| 80 | Action Code | * |

* Sort sequence is D (delete), A (add), C (change).

All master file transactions must be sorted by PSRMFTR (EP0070) before they can be edited by the master file transaction edit program.

PEDMSTR (EP0080) edits the input EIS/PS master file transactions and converts those that pass the edit criteria into internal transactions.

There are 14 different formats for the EIS/PS transactions. Transactions 01, 02, 03, and 04 are used to enter general descriptive information pertaining to an individual plant (point source). Transactions 11, 12, 13, and 14 are used to enter descriptive information pertaining to an emission point and its emissions, as well as detailed emission information for a maximum of 16 pollutants. And, transactions 21, 22, 23, 24, and 25 are used to enter descriptive information related to an SCC, as well as detailed emission information for a maximum of 16 pollutants. Transaction 30 can contain permits and registration information and also other comments relating to a particular point. Refer to Figure PST5-1 for the master file transaction formats and to Figure PST5-2 for the master file transaction load sheets.

In the edit process, the function of each transaction is determined (i.e., to add, change, or delete information in the master file) and then the transaction is checked for the required information which corresponds to that function.

To add a plant record to the master file, valid 01, 02, and 03 transactions are required. Note that a plant record must be present in the master file or the transactions to create a plant record must be in the input transaction file before any other records will be accepted for that plant. Valid 11 and 12 transactions and at least one valid 13 transaction are required to add a point record to the master file. To add an SCC record, valid 21 and 22 transactions and at least one valid 23 transaction are required. For the creation of a comment record, a valid 30 transaction is required. Before either an SCC or comment record can be added to the master file for a specific point, the point record must be present in the master file or the transactions to create the point record must be in the input transaction file. Also, each transaction must have an action code of 'A'.

To change a non-key field in a master file record, the user enters the appropriate transaction; i.e., a plant transaction (card 01, 02, 03, or 04), a point transaction (card 11, 12, 13, or 14), an SCC transaction (card 21, 22, 23, 24, or 25), or comment transaction (card 30), with the same key information as the master file record to be changed. Also, this transaction must have an action code of 'C' and contain the new information for the field to be changed. If these requirements are met, the non-blank, non-key fields of the transaction will replace the corresponding fields in the master file record. A change transaction with an asterisk in the first position of an optional (or non-key) field will cause that field in the master file to be flagged for deletion and change the first character in the field to an asterisk.

Similarly, the deletion of a master file record requires that the user enter a transaction with the same key information as the master file record to be deleted. However, the transaction must also have an action code of 'D' and the remaining fields should contain blanks. It should be noted that the records are flagged for deletion as a result of this test run but are not actually deleted. When a record is flagged for deletion, all its subordinate records are also flagged for deletion.

There are three available options when executing PEDMSTR (EP0080); the year option, the FLAGW option, and the LIST option.

A two-digit year <u>must</u> be entered into card columns 1 and 2 of the option card. This date is used to validate dates on the transactions. No date (except compliance schedule) is allowed to be greater than the option card date.

A value of FLAGW in card columns 4 through 8 of the option card causes the warning messages to be listed in the diagnostic report. If NOFLAGW appears in card columns 4 through 10 or the field is blank (default of NOFLAGW) the warning messages will not be printed in the diagnostic report.

A value of LIST in card columns 12 through 15 causes the listings of the input transactions and of the output internal transactions to be produced. If NOLIST is in card columns 12 through 17 or the field is blank, no listings of these files will be produced.

For a description of the emission factor insertions programs, PSREFIN (EP0090) and PMSEFIN (EP0100), and the master file maintenance programs, PSRINTR (EP0110) and PFMMSTR (EP0120), refer to Test 4.

PRPDUMP (EP0220) produces a formatted dump of the EIS/PS master file; i.e., a listing with identifying headings of all the fields in each master file record, as the record appears in the file. PRPDUMP (EP0220) may also be used to produce a formatted dump of any EIS/PS answer file. This formatted dump provides the user a means of verifying information contained in a master (or answer) file and isolating invalid data.

The run stream for this test run contains the JCL needed to update the master file and produce a formatted dump. This run stream is shown in Figure PST5-3. It does not show all the input EIS/PS transactions in the run stream, but does show the necessary JCL. Refer to Figure PST5-4 for the sample output produced by this procedure.

The first cataloged procedure executed by this run stream is EPEMM10. The input master file, input emission factor file, and updated master file are specified as EPMSTR1 (created in Test 4), EPEMFC2 (created in Test 3), and EPMSTR2, respectively, by using substitutable parameters. The user must supply the DD (data definition) for the input transaction file in the SORT1 step, and the option card files in the EDIT, INSERT, and UPDATE steps. The options specified in the EDIT step are 80, FLAGW, and LIST; the options specified in the INSERT step are NOFLAGW, SUL IO, ASH IO, EMISSION IO, EDAT 80061, and TDAT 80040; the option specified in the UPDATE step is 80.

The next cataloged procedure executed is EPRPM30. The master file specified as input to the formatted dump program is EPMSTR2 which was created in the previous step.

EIS/PS Master File Transaction - 01 Card

| Column # | Field Length | Data Type | Description |
|---|---|---|---|
| 1 - 2 | 2 | Numeric | State |
| 3 - 6 | 4 | Numeric | County |
| 7 - 9 | 3 | Numeric | AQCR |
| 10 - 13 | 4 | Alphanumeric | Plant ID |
| 14 - 18 | 5 | Numeric | Date |
| 19 - 21 | 3 | Alphanumeric | User Control Region |
| 22 - 23 | 2 | Alphanumeric | Local Control |
| 24 - 35 | 12 | Alphanumeric | User Plant ID |
| 36 - 39 | 4 | Numeric | City |
| 40 - 41 | 2 | Numeric | UTM Zone |
| 42 | 1 | Alphabetic | Ownership Code |
| 43 - 57 | 15 | Alphanumeric | Contact |
| 58 - 67 | 10 | Numeric | Telephone |
| 68 - 77 | 10 | Alphanumeric | Principal Product |
| 78 - 79 | 2 | Numeric | Card Number |
| 80 | 1 | Alphabetic | Action Code |

(Page 1 of 14)

Figure PST5-1. EIS/PS Master File Transaction Formats

EIS/PS Master File Transaction - 02 Card

| Column # | Field Length | Data Type | Description |
|---|---|---|---|
| 1 - 2 | 2 | Numeric | State |
| 3 - 6 | 4 | Numeric | County |
| 7 - 9 | 3 | Numeric | AQCR |
| 10 - 13 | 4 | Alphanumeric | Plant ID |
| 14 - 18 | 5 | Numeric | Date |
| 19 - 66 | 48 | Alphanumeric | Name and Address |
| 67 - 70 | 4 | Numeric | Number of Employees |
| 71 - 76 | 6 | Numeric | Property Area |
| 77 | 1 | | Unused |
| 78 - 79 | 2 | Numeric | Card Number |
| 80 | 1 | Alphabetic | Action Code |

(Page 2 of 14)

Figure PST5-1 - continued. EIS/PS Master File Transaction Formats

EIS/PS Master File Transaction - 03 Card

| Column # | Field Length | Data Type | Description |
|---|---|---|---|
| 1 - 2 | 2 | Numeric | State |
| 3 - 6 | 4 | Numeric | County |
| 7 - 9 | 3 | Numeric | AQCR |
| 10 - 13 | 4 | Alphanumeric | Plant ID |
| 14 - 18 | 5 | Numeric | Date |
| 19 - 66 | 48 | Alphanumeric | Mailing Address |
| 67 - 77 | 11 | | Unused |
| 78 - 79 | 2 | Numeric | Card Number |
| 80 | 1 | Alphabetic | Action Code |

(Page 3 of 14)

Figure PST5-1 - continued. EIS/PS Master File Transaction Formats

EIS/PS Master File Transaction - 04 Card

| Column # | Field Length | Data Type | Description |
|---|---|---|---|
| 1 - 2 | 2 | Numeric | State |
| 3 - 6 | 4 | Numeric | County |
| 7 - 9 | 3 | Numeric | AQCR |
| 10 - 13 | 4 | Alphanumeric | Plant ID |
| 14 - 18 | 5 | Numeric | Date |
| 19 - 70 | 52 | Alphanumeric | NEDS P7 Plant Comment |
| 71 - 77 | 7 | | Unused |
| 78 - 79 | 2 | Numeric | Card Number |
| 80 | 1 | Alphabetic | Action Code |

(Page 4 of 14)

Figure PST5-1 - continued. EIS/PS Master File Transaction Formats

EIS/PS Master File Transaction - 11 Card

| Column # | Field Length | Data Type | Description |
|---|---|---|---|
| 1 - 2 | 2 | Numeric | State |
| 3 - 6 | 4 | Numeric | County |
| 7 - 9 | 3 | Numeric | AQCR |
| 10 - 13 | 4 | Alphanumeric | Plant ID |
| 14 - 18 | 5 | Numeric | Date |
| 19 - 20 | 2 | Alphanumeric | NEDS Point ID |
| 21 - 23 | 3 | Alphanumeric | User Point ID |
| 24 - 27 | 4 | Numeric | SIC Code |
| 28 - 29 | 2 | Numeric | IPP Code |
| 30 - 33 | 4 | Numeric | UTM Horizontal Coordinate |
| 34 - 38 | 5 | Numeric | UTM Vertical Coordinate |
| 39 - 44 | 6 | Numeric | Latitude |
| 45 - 51 | 7 | Numeric | Longitude |
| 52 - 59 | 8 | Numeric | Percentage Annual Thruput |
| 60 - 64 | 5 | Numeric | Normal Operating Rate |
| 65 - 69 | 5 | Numeric | Boiler Design Capacity |
| 70 - 72 | 3 | Numeric | Space Heat Percentage |
| 73 - 77 | 5 | | Unused |
| 78 - 79 | 2 | Numeric | Card Number |
| 80 | 1 | Alphabetic | Action Code |

(Page 5 of 14)

Figure PST5-1 - continued. EIS/PS Master File Transaction Formats

EIS/PS Master File Transaction - 12 Card

| Column # | Field Length | Data Type | Description |
|---|---|---|---|
| 1 - 2 | 2 | Numeric | State |
| 3 - 6 | 4 | Numeric | County |
| 7 - 9 | 3 | Numeric | AQCR |
| 10 - 13 | 4 | Alphanumeric | Plant ID |
| 14 - 18 | 5 | Numeric | Date |
| 19 - 20 | 2 | Alphanumeric | NEDS Point ID |
| 21 - 24 | 4 | Numeric | Stack Height |
| 25 - 27 | 3 | Numeric | Stack Diameter |
| 28 - 31 | 4 | Numeric | Stack Temperature |
| 32 - 38 | 7 | Numeric | Exhaust Flow Rate |
| 39 - 43 | 5 | Numeric | Velocity |
| 44 - 47 | 4 | Numeric | Plume Height |
| 48 - 51 | 4 | Alphanumeric | Points with Common Stack |
| 52 | 1 | Numeric | Compliance Status |
| 53 - 56 | 4 | Numeric | Compliance Schedule |
| 57 - 62 | 6 | Numeric | Compliance Update |
| 63 | 1 | Numeric | ECAP |
| 64 - 75 | 12 | Numeric | Control Regulations |
| 76 - 77 | 2 | | Unused |
| 78 - 79 | 2 | Numeric | Card Number |
| 80 | 1 | Alphabetic | Action Code |

(Page 6 of 14)

Figure PST5-1 - continued. EIS/PS Master File Transaction Formats

EIS/PS Master File Transaction - 13 Card

| Column # | Field Length | Data Type | Description |
|---|---|---|---|
| 1 - 2 | 2 | Numeric | State |
| 3 - 6 | 4 | Numeric | County |
| 7 - 9 | 3 | Numeric | AQCR |
| 10 - 13 | 4 | Alphanumeric | Plant ID |
| 14 - 18 | 5 | Numeric | Date |
| 19 - 20 | 2 | Alphanumeric | NEDS Point ID |
| 21 - 25 | 5 | Numeric | Point Pollutant ID |
| 26 - 32 | 7 | Numeric | Control Equipment Cost |
| 33 - 35 | 3 | Numeric | Primary Control Equipment |
| 36 - 38 | 3 | Numeric | Secondary Control Equipment |
| 39 - 41 | 3 | Numeric | Estimated Control Efficiency |
| 42 - 48 | 7 | Numeric | Estimated Emissions |
| 49 - 55 | 7 | Numeric | Measured Emissions |
| 56 - 62 | 7 | Numeric | Allowable Emissions |
| 63 | 1 | Numeric | Emissions Units |
| 64 | 1 | Numeric | Estimation Method |
| 65 | 1 | Numeric | Test Method |
| 66 - 77 | 12 | | Unused |
| 78 - 79 | 2 | Numeric | Card Number |
| 80 | 1 | Alphabetic | Action Code |

(Page 7 of 14)

Figure PST5-1 - continued. EIS/PS Master File Transaction Formats

EIS/PS Master File Transaction - 14 Card

| Column # | Field Length | Data Type | Description |
|---|---|---|---|
| 1 - 2 | 2 | Numeric | State |
| 3 - 6 | 4 | Numeric | County |
| 7 - 9 | 3 | Numeric | AQCR |
| 10 - 13 | 4 | Alphanumeric | Plant ID |
| 14 - 18 | 5 | Numeric | Date |
| 19 - 20 | 2 | Alphanumeric | NEDS Point ID |
| 21 - 72 | 52 | Alphanumeric | NEDS P7 Point Comment |
| 73 - 77 | 5 | | Unused |
| 78 - 79 | 2 | Numeric | Card Number |
| 80 | 1 | Alphabetic | Action Code |

(Page 8 of 14)

Figure PST5-1 - continued. EIS/PS Master File Transaction Formats

EIS/PS Master File Transaction - 21 Card

| Column # | Field Length | Data Type | Description |
|---|---|---|---|
| 1 - 2 | 2 | Numeric | State |
| 3 - 6 | 4 | Numeric | County |
| 7 - 9 | 3 | Numeric | AQCR |
| 10 - 13 | 4 | Alphanumeric | Plant ID |
| 14 - 18 | 5 | Numeric | Date |
| 19 - 20 | 2 | Alphanumeric | NEDS Point ID |
| 21 - 28 | 8 | Numeric | SCC |
| 29 - 30 | 2 | Numeric | SCC Sequence Number |
| 31 - 35 | 5 | Numeric | BEC Code |
| 36 | 1 | Numeric | Fuel Units |
| 37 - 43 | 7 | Numeric | Fuel Process Rate |
| 44 - 50 | 7 | Numeric | Maximum Design Rate |
| 51 - 53 | 3 | Numeric | Sulfur Content |
| 54 - 56 | 3 | Numeric | Ash Content |
| 57 - 61 | 5 | Numeric | Heat Content |
| 62 | 1 | Alphabetic | Ash-Sulfur Origin |
| 63 | 1 | Alphabetic | Ash-Sulfur Source |
| 64 - 77 | 14 | | Unused |
| 78 - 79 | 2 | Numeric | Card Number |
| 80 | 1 | Alphabetic | Action Code |

(Page 9 of 14)

Figure PST5-1 - continued. EIS/PS Master File Transaction Formats

EIS/PS Master File Transaction - 22 Card

| Column # | Field Length | Data Type | Description |
|---|---|---|---|
| 1 - 2 | 2 | Numeric | State |
| 3 - 6 | 4 | Numeric | County |
| 7 - 9 | 3 | Numeric | AQCR |
| 10 - 13 | 4 | Alphanumeric | Plant ID |
| 14 - 18 | 5 | Numeric | Date |
| 19 - 20 | 2 | Alphanumeric | NEDS Point ID |
| 21 - 28 | 8 | Numeric | SCC |
| 29 - 30 | 2 | Numeric | SCC Sequence Number |
| 31 | 1 | Numeric | Confidentiality |
| 32 | 1 | Alphabetic | Source Code |
| 33 - 57 | 25 | Alphanumeric | Source Description |
| 58 - 77 | 20 | | Unused |
| 78 - 79 | 2 | Numeric | Card Number |
| 80 | 1 | Alphabetic | Action Code |

(Page 10 of 14)

Figure PST5-1 - continued. EIS/PS Master File Transaction Formats

EIS/PS Master File Transaction - 23 Card

| Column # | Field Length | Data Type | Description |
|---|---|---|---|
| 1 - 2 | 2 | Numeric | State |
| 3 - 6 | 4 | Numeric | County |
| 7 - 9 | 3 | Numeric | AQCR |
| 10 - 13 | 4 | Alphanumeric | Plant ID |
| 14 - 18 | 5 | Numeric | Date |
| 19 - 20 | 2 | Alphanumeric | NEDS Point ID |
| 21 - 28 | 8 | Numeric | SCC |
| 29 - 30 | 2 | Numeric | SCC Sequence Number |
| 31 | 1 | Alphabetic | EMF Origin |
| 32 | 1 | Alphanumeric | EMF Source |
| 33 - 37 | 5 | Numeric | SCC Pollutant ID |
| 38 - 46 | 9 | Numeric | Emission Factor |
| 47 | 1 | Alphabetic | Ash-Sulfur Code |
| 48 | 1 | Numeric | EMF Units |
| 49 - 64 | 16 | | Repeat Column 33 - 48 |
| 65 - 77 | 13 | | Unused |
| 78 - 79 | 2 | Numeric | Card Number |
| 80 | 1 | Alphabetic | Action Code |

(Page 11 of 14)

Figure PST5-1 - continued. EIS/PS Master File Transaction Formats

EIS/PS Master File Transaction - 24 Card

| Column # | Field Length | Data Type | Description |
|---|---|---|---|
| 1 - 2 | 2 | Numeric | State |
| 3 - 6 | 4 | Numeric | County |
| 7 - 9 | 3 | Numeric | AQCR |
| 10 - 13 | 4 | Alphanumeric | Plant ID |
| 14 - 18 | 5 | Numeric | Date |
| 19 - 20 | 2 | Alphanumeric | NEDS Point ID |
| 21 - 28 | 8 | Numeric | SCC |
| 29 - 30 | 2 | Numeric | SCC Sequence Number |
| 31 - 56 | 26 | Alphanumeric | NEDS P7 SCC Comment (Left Half) |
| 57 - 77 | 21 | | Unused |
| 78 - 79 | 2 | Numeric | Card Number |
| 80 | 1 | Alphabetic | Action Code |

(Page 12 of 14)

Figure PST5-1 - continued. EIS/PS Master File Transaction Formats

EIS/PS Master File Transaction - 25 Card

| Column # | Field Length | Data Type | Description |
|---|---|---|---|
| 1 - 2 | 2 | Numeric | State |
| 3 - 6 | 4 | Numeric | County |
| 7 - 9 | 3 | Numeric | AQCR |
| 10 - 13 | 4 | Alphanumeric | Plant ID |
| 14 - 18 | 5 | Numeric | Date |
| 19 - 20 | 2 | Alphanumeric | NEDS Point ID |
| 21 - 28 | 8 | Numeric | SCC |
| 29 - 30 | 2 | Numeric | SCC Sequence Number |
| 31 - 56 | 26 | Alphanumeric | NEDS P7 SCC Comment (Right Half) |
| 57 - 77 | 21 | | Unused |
| 78 - 79 | 2 | Numeric | Card Number |
| 80 | 1 | Alphabetic | Action Code |

(Page 13 of 14)

Figure PST5-1 - continued. EIS/PS Master File Transaction Formats

EIS/PS Master File Transaction - 30 Card

| Column # | Field Length | Data Type | Description |
|---|---|---|---|
| 1 - 2 | 2 | Numeric | State |
| 3 - 6 | 4 | Numeric | County |
| 7 - 9 | 3 | Numeric | AQCR |
| 10 - 13 | 4 | Alphanumeric | Plant ID |
| 14 - 18 | 5 | Numeric | Date |
| 19 - 20 | 2 | Alphanumeric | NEDS Point ID |
| 21 - 22 | 2 | Numeric | PNR Sequence Number |
| 23 - 25 | 3 | Numeric | PNR Line Number |
| 26 | 1 | Alphabetic | Comment Flag |
| 27 - 77 | 51 | Alphanumeric | Comment |
| 78 - 79 | 2 | Numeric | Card Number |
| 80 | 1 | Alphabetic | Action Code |

(Page 14 of 14)

Figure PST5-1 - continued. EIS/PS Master File Transaction Formats

AGENCY _____

# EMISSIONS INVENTORY SYSTEM / POINT SOURCE (EIS / PS)
## COMPREHENSIVE DATA HANDLING SYSTEM (CDHS)
## PLANT RECORD (SEGMENT O) TRANSACTIONS

BY _____
DATE _____
PAGE _____ OF _____

| STATE | COUNTY | AQCR | PLANT ID NUMBER | DATE OF RECORD YR | DATE OF RECORD DAY |
|---|---|---|---|---|---|
| 1 | 3 | 7 | 10 | 14 | 18 |

| CON-TROL REGION | LOCAL CON-TROL | USER PLANT ID | CITY | UTM ZONE | OWNER | CONTACT PERSON | TELEPHONE | PRINCIPAL PRODUCT | CARD NBR | ACTION |
|---|---|---|---|---|---|---|---|---|---|---|
| 19 | 22 | 24 | 36 | 40 | 42 | 43 | 58 | 68 | 78 | 80 |
| | | | | | | | | | 0 1 | |

| ESTABLISHMENT NAME AND ADDRESS | NUMBER OF EMPLOYEES | PROPERTY AREA | CARD NBR | ACTION |
|---|---|---|---|---|
| 19 | 67 | 71 | 78 | 80 |
| | | | 0 2 | |

| ESTABLISHMENT MAILING ADDRESS | CARD NBR | ACTION |
|---|---|---|
| 19 66 | 78 | 80 |
| | 0 3 | |

| NEDS P7 PLANT COMMENT | CARD NBR | ACTION |
|---|---|---|
| 19 70 | 78 | 80 |
| | 0 4 | |

Figure PST5-2. EIS/PS Master File Transaction Load Sheets (Page 1 of 4)

AGENCY _____

**EMISSIONS INVENTORY SYSTEM/POINT SOURCE (EIS/PS)**
***COMPREHENSIVE DATA HANDLING SYSTEM (CDHS)***
**POINT RECORD (SEGMENT 1) TRANSACTIONS**

BY _____
DATE _____
PAGE _____ OF _____

| STATE | COUNTY | AQCR | PLANT ID NBR | DATE OF RECORD YR | DATE OF RECORD DAY | NEDS POINT ID |
|---|---|---|---|---|---|---|
| 1 | 3 | 7 | 10 | 14 | | 19 |
| | | | | | | |

| USER POINT ID | SIC | IPP | UTM HORIZ | UTM VERT | LATITUDE DEG | LATITUDE MIN | LATITUDE SEC | LONGITUDE DEG | LONGITUDE MIN | LONGITUDE SEC | % ANNUAL THRUPUT DEC FEB | MAR-MAY | JUN-AUG | SEP-NOV | OPERATE RATE HR | D | WK | BOILER CAPACITY | SPACE HEAT | | CARD NBR | ACT-CD |
|---|---|---|---|---|---|---|---|---|---|---|---|---|---|---|---|---|---|---|---|---|---|---|
| 21 | 24 | 28 | 30 | 34 | 39 | | | 45 | | | 52 | | | | 60 | | | 65 | 70 | | 78 | 80 |
| | | | | | | | | | | | | | | | | | | | | | 1 1 | |

| STACK DATA HEIGHT | DIAM | TEMP | FLOWRATE | VELOCITY | PLUME HEIGHT | POINTS WITH COMMON STACK | | COMP | COMP SCHED YR | COMP SCHED MO | COMPLIANCE UPDATE YR | COMPLIANCE UPDATE MO | COMPLIANCE UPDATE DAY | ECAP | CONTROL REGULATIONS REG 1 | REG 2 | REG 3 | | CARD NBR | ACT-CD |
|---|---|---|---|---|---|---|---|---|---|---|---|---|---|---|---|---|---|---|---|---|
| 21 | 25 | 28 | 32 | 39 | 44 | 48 | | 52 | 53 | | 57 | | | 63 | 64 | | 75 | | 78 | 80 |
| | | | | | | | | | | | | | | | | | | | 1 2 | |

| POLLUTANT ID | CONTROL EQUIPMENT COST | PRIM CNTRL EQUIP | SECNDY CNTRL EQUIP | EST CONTROL EFF | EMISSIONS ESTIMATE | MEASURED EMISSIONS | ALLOWABLE EMISSIONS | EUNT | ESTM | TESTM | | CARD NBR | ACT-CD |
|---|---|---|---|---|---|---|---|---|---|---|---|---|---|
| 21 | 26 | 33 | 36 | 39 | 42 | 49 | 56 | 63 | 64 | 65 | | 78 | 80 |
| | | | | | | | | | | | | 1 3 | |
| | | | | | | | | | | | | 1 3 | |
| | | | | | | | | | | | | 1 3 | |
| | | | | | | | | | | | | 1 3 | |
| | | | | | | | | | | | | 1 3 | |
| | | | | | | | | | | | | 1 3 | |
| | | | | | | | | | | | | 1 3 | |
| | | | | | | | | | | | | 1 3 | |
| | | | | | | | | | | | | 1 3 | |
| | | | | | | | | | | | | 1 3 | |
| | | | | | | | | | | | | 1 3 | |
| | | | | | | | | | | | | 1 3 | |
| | | | | | | | | | | | | 1 3 | |
| | | | | | | | | | | | | 1 3 | |
| | | | | | | | | | | | | 1 3 | |
| | | | | | | | | | | | | 1 3 | |

| NEDS P7 POINT COMMENT | | CARD NBR | ACT-CD |
|---|---|---|---|
| 21 | | | |
| | | | |

(Page 2 of 4)

Figure PST5-2 - continued. EIS/PS Master File Transaction Load Sheets

AGENCY _____

**EMISSIONS INVENTORY SYSTEM/POINT SOURCE (EIS/PS)**
**COMPREHENSIVE DATA HANDLING SYSTEM (CDHS)**
**SCC RECORD (SEGMENT 2) TRANSACTIONS**

BY _____
DATE _____
PAGE _____ OF _____

| STATE | COUNTY | AQCR | PLANT ID NBR | DATE OF RECORD YR | DATE OF RECORD DAY | NEDS POINT ID | SCC I | SCC II | SCC III | SCC IV | SCC SEQ NBR |
|---|---|---|---|---|---|---|---|---|---|---|---|
| 1 | 3 | 7 | 10 | 14 | | 19 | 21 | | | | 29 |
| | | | | | | | | | | | |

| BEC NO. | BEC ID | FUEL UNIT | FUEL PROCESS SOLID WASTE OPERATING RATE | MAXIMUM DESIGN RATE | SULFUR CONTENT | ASH CONTENT | HEAT CONTENT | A/S ORG | A/S SRC | | CARD NBR | ACTION |
|---|---|---|---|---|---|---|---|---|---|---|---|---|
| 31 | | 36 | 37 | 44 | 51 | 54 | 57 | 62 | 63 | | 78 | 80 |
| | | | | ▲ | ▲ | ▲ | | | | | 2 1 | |

| CONF | SRC CK | SOURCE DESCRIPTION | | CARD NBR | ACTION |
|---|---|---|---|---|---|
| 31 | 32 | 33 ... 57 | | 78 | 80 |
| | | | | 2 2 | |

| EMF ORG | EMF SRC | POLLUTANT ID | EMISSION FACTOR | A/S CD | EUNIT | POLLUTANT ID | EMISSION FACTOR | A/S CD | EUNIT | | CARD NBR | ACTION |
|---|---|---|---|---|---|---|---|---|---|---|---|---|
| 31 | 32 | 33 | 38 | 47 | 48 | 49 | 54 | 63 | 64 | | 78 | 80 |
| | | | ▲ | | | | ▲ | | | | 2 3 | |
| | | | ▲ | | | | ▲ | | | | 2 3 | |
| | | | ▲ | | | | ▲ | | | | 2 3 | |
| | | | ▲ | | | | ▲ | | | | 2 3 | |
| | | | ▲ | | | | ▲ | | | | 2 3 | |
| | | | ▲ | | | | ▲ | | | | 2 3 | |
| | | | ▲ | | | | ▲ | | | | 2 3 | |
| | | | ▲ | | | | ▲ | | | | 2 3 | |
| | | | ▲ | | | | ▲ | | | | 2 3 | |
| | | | ▲ | | | | ▲ | | | | 2 3 | |
| | | | ▲ | | | | ▲ | | | | 2 3 | |
| | | | ▲ | | | | ▲ | | | | 2 3 | |
| | | | ▲ | | | | ▲ | | | | 2 3 | |
| | | | ▲ | | | | ▲ | | | | 2 3 | |
| | | | ▲ | | | | ▲ | | | | 2 3 | |
| | | | ▲ | | | | ▲ | | | | 2 3 | |
| | | | ▲ | | | | ▲ | | | | 2 3 | |

| NEDS P7 SCC COMMENT - LEFT HALF | | CARD NBR | ACTION |
|---|---|---|---|
| 31 ... 56 | | 78 | 80 |
| | | 2 4 | |

| NEDS P7 SCC COMMENT - RIGHT HALF | | CARD NBR | ACTION |
|---|---|---|---|
| 31 ... 56 | | 78 | 80 |
| | | 2 5 | |

(Page 3 of 4)

Figure PST5-2 - continued. EIS/PS Master File Transaction Load Sheets

AGENCY _____

EMISSIONS INVENTORY SYSTEM / POINT SOURCE (EIS / PS)
COMPREHENSIVE DATA HANDLING SYSTEM (CDHS)
COMMENT RECORD (SEGMENT 3) TRANSACTIONS

BY _____
DATE _____
PAGE _____ OF _____

| STATE | COUNTY | AQCR | PLANT ID NBR | DATE OF RECORD YR | DAY | POINT ID |
|---|---|---|---|---|---|---|
| 1 | 3 | 7 | 10 | 14 | | 19 |
| | | | | | | |

| PNR SEQ NBR | LINE NBR | L/R | HALF COMMENT | CARD NBR | ACTION |
|---|---|---|---|---|---|
| 21 | 23 | 26 | 27 | 78 | 80 |
| | | | | 3 Ø | |
| | | | | 3 Ø | |
| | | | | 3 Ø | |
| | | | | 3 Ø | |
| | | | | 3 Ø | |
| | | | | 3 Ø | |
| | | | | 3 Ø | |
| | | | | 3 Ø | |
| | | | | 3 Ø | |
| | | | | 3 Ø | |
| | | | | 3 Ø | |
| | | | | 3 Ø | |
| | | | | 3 Ø | |
| | | | | 3 Ø | |
| | | | | 3 Ø | |
| | | | | 3 Ø | |
| | | | | 3 Ø | |
| | | | | 3 Ø | |
| | | | | 3 Ø | |
| | | | | 3 Ø | |
| | | | | 3 Ø | |

Figure PST5-2 - continued. EIS/PS Master File Transaction Load Sheets

(Page 4 of 4)

```
//PSTES105 JOB     (ACCOUNTING INFO)
//*
//*   UPDATE THE MASTER FILE USING ETS/PS TRANSACTIONS AND PRODUCE A
//*   FORMATTED DUMP
//*
//TEST54 EXEC EPEMN10,
//       EMFCFIL=EPEMFC2,
//       OLDMSTR=EPMSTR1,
//       NEWMSTR=EPMSTR2,
//       WORKSPC='30,20'
//*
//*   UPDATE THE MASTER FILE FROM TEST 4
//*
//SORT1.INPUT DD *
06196005300018004712304PL-3175      001212PFRANKE SMYTHE  5919544376 9ENGINES  01A
06196005300018004 7SYMTHE ENGINE CO                                   14     19 02A
06196005300018004 7RED OAKE, COLORADO                                          03A
06196005300018004 7PLANT NOT IN PRODUCTION 12/79 THRU /4/80                    04A
06196005300018004 7010111141212454095557121210515152020303011054700137097      11A
06196005300018004701  90 10 100     123  150 900010128110791215 1  44  15  17  12A
06196005300018004701 11101     100022041985     100     200     300433         13A
06196005300018004701 42101     100022041985     100     200     300433         13A
06196005300018004701PUINT ADDED 12/14/79                                       14A
06196005300018004701403001010012 3012   3000   4000912201  150LB              21A
06196005300018004701403001010 01BENGINE                                        22A
06196005300018004701403001010 0LB11101      3241A122104      415S2             23A
06196005300018004701403001010 0LB42101      3241A142602      415S2             23A
06196005300018004701403001010 0SCC LEFT COMMENT P7                             24A
06196005300018004701403001010 0SCC RIGHT P7 COMMENT                            25A
06196005300018004701403001020212 3012   3000   4000912201  150LB              21A
06196005300018004701403001020 21BENGINE                                        22A
06196005300018004701403001020 2LB11101      3241A122104      415S2             23A
06196005300018004701403001020 2LB42101      3241A142602      415S2             23A
06196005300018004701403001020 2SCC LEFT COMMENT P7                             24A
06196005300018004701020 21LPLANT NOT FOLLOWING GUIDELINES AS SET DOWN 12/14/7930A
06196005300018004701020 21R WILL BE CITED 3/1/80                               30A
06196005300018011310111141212454095557121210515152020303011054700137097       11A
06196005300018011310  90 10 100     123  151 900102028110791215 1  44  15  17  12A
06196005300018011310 11101     100022041985     100     200     300433         13A
06196005300018011310 42101     100022041985     100     200     300433         13A
```

(Remainder of transactions omitted)

```
//EDIT1.OPTIONS DD *
80 FLAGW   LIST
//INSERT1.OPTIONS DD *
NOFLAGW SUE IO ASH 10 EMISSION 10 EDAT 80061 TDAT 80040
//UPDATE.OPTIONS DD *
80
//TEST5B EXEC EPRPM30,
//       MSTRFIL=EPMSTR2
//*
//*   GENERATE THE FORMATTED DUMP
```

Figure PST5-3. Run Stream

```
PROGRAM NAME: PSRMFTR (FP0070)
REVISION LEVEL: 1-00
LAST UPDATE #: P-1
DATE INCORPORATED: FEBRUARY 1, 1980

NUMBER OF INPUT TRANSACTIONS:     239
NUMBER OF OUTPUT TRANSACTIONS:    239
```

Figure PST5-4. Sample Output (Page 1 of 11)

```
PROGRAM NAME: PEDMSTR (EP0080)
REVISION LEVEL: 1-00
LAST UPDATE #: P-1
DATE INCORPORATED: FEBRUARY 1, 1980

OPTIONS IN EFFECT: FLAGW     LIST
CONTROL YEAR: 80

0619600530001800470101111412124540955571212105151520203030110547001370 97     11A
                                  B   E              B      E
          *** PEDMSTR 034 CONDITIONAL - COLUMN 34 - UTM-VERTICAL CODE OUT OF RANGE
          *** PEDMSTR 093 CONDITIONAL - COLUMN 52 - INVALID THROPUT SUM

06196005300018004701  90 10 100    123  150 900010128110791215 1  44  15  17  12A
                                     B  EB  E
          *** PEDMSTR 050 CONDITIONAL - COLUMN 44 - PLUME HEIGHT IS GREATER THAN 200
          *** PEDMSTR 052 CONDITIONAL - COLUMN 48 - 1ST POINT GREATER THAN OR EQUAL TO 2ND POINT
          *** PEDMSTR 100 CONDITIONAL - NEDS POINT ID NOT WITHIN COMMON STACK POINTS

0619600530001801131W0111141212454095557121210515152020303011054700137097     11A
                                  B   E              B      E
          *** PEDMSTR 034 CONDITIONAL - COLUMN 34 - UTM-VERTICAL CODE OUT OF RANGE
          *** PEDMSTR 093 CONDITIONAL - COLUMN 52 - INVALID THROPUT SUM

06196005300018011310  90 10 100    123  151 900019202811079121 51  44  15  17  12A
                                     B  E
          *** PEDMSTR 050 CONDITIONAL - COLUMN 44 - PLUME HEIGHT IS GREATER THAN 200
          *** PEDMSTR 100 CONDITIONAL - NEDS POINT ID NOT WITHIN COMMON STACK POINTS

0619600530041801470101111412124540955571212105151520203030110547001370 97     11A
                                  B   E              B      E
          *** PEDMSTR 034 CONDITIONAL - COLUMN 34 - UTM-VERTICAL CODE OUT OF RANGE
          *** PEDMSTR 093 CONDITIONAL - COLUMN 52 - INVALID THROPUT SUM

06196005300418014701  90 10 100    123  152 900010128110791215 1  44  15  17  12A
                                     B  EB  E
          *** PEDMSTR 050 CONDITIONAL - COLUMN 44 - PLUME HEIGHT IS GREATER THAN 200
          *** PEDMSTR 052 CONDITIONAL - COLUMN 48 - 1ST POINT GREATER THAN OR EQUAL TO 2ND POINT
          *** PEDMSTR 100 CONDITIONAL - NEDS POINT ID NOT WITHIN COMMON STACK POINTS

0619600530041801480201111412124540955571212105151520203030110547001370 97     11A
                                  B   E              B      E
```

Figure PST5-4 - continued. Sample Output (Page 2 of 11)

```
*** PEDMSTR 034 CONDITIONAL - COLUMN 34 - UTM-VERTICAL CODE OUT OF RANGE
*** PEDMSTR 093 CONDITIONAL - COLUMN 52 - INVALID THROPUT SUM

062004053A0W180345AB  90 10 100    123  153 900AAAB281107912151  44  15  17  12A
                                         B  E
*** PEDMSTR 050 CONDITIONAL - COLUMN 44 - PLUME HEIGHT IS GREATER THAN 200
*** PEDMSTR 100 CONDITIONAL - NEDS POINT ID NOT WITHIN COMMON STACK POINTS

340040203000380149011310 1                    00069130023007 10            13A
                                         B     E
*** PEDMSTR 067 ERROR - COLUMN 42 - EMISS. EST. REQUIRED FOR METHODS 2,4,5; CARD REJECTED

340040203000380149016240 1                    00069130023007 10            13A
                                         B     E
*** PEDMSTR 067 ERROR - COLUMN 42 - EMISS. EST. REQUIRED FOR METHODS 2,4,5; CARD REJECTED

340040203000380149012630 2                    00069130023007 10            13A
                                         B     E
*** PEDMSTR 067 ERROR - COLUMN 42 - EMISS. EST. REQUIRED FOR METHODS 2,4,5; CARD REJECTED


NUMBER OF TRANSACTIONS READ:                    239
NUMBER OF INTERNAL TRANSACTIONS WRITTEN:        236
NUMBER OF TRANSACTIONS REJECTED:                  3
NUMBER OF ABORT MESSAGES:                         0
NUMBER OF ERROR MESSAGES:                         3
NUMBER OF CONDITIONAL MESSAGES:                  35
NUMBER OF WARNING MESSAGES:                       0

PROGRAM NAME: PEDMSTR (EP0080)
REVISION LEVEL: 1-00
LAST UPDATE #: P-1
DATE INCORPORATED: FEBRUARY 1, 1980
```

Figure PST5-4 - continued. Sample Output (Page 3 of 11)

```
06196005300018004712304PL-3175     001212PFRANKE SMYTHE  5919544376 9ENGINES  01A
06196005300018004 7SYMTHE ENGINE CO                                  14    19 02A
06196005300018004 7RED OAKE, COLORADO                                         03A
06196005300018004 7PLANT NOT IN PRODUCTION 12/79 THRU 74/80                   04A
06196005300018004701011114121245409555712121051515202030301105470013709 7     11A
06196005300018004701  90 10 100    123  150 900010128110791215 1  44  15  17  12A
06196005300018004701 42101    100022041985    100    200    300433            13A
06196005300018004701 11101    100022041985    100    200    300433            13A
06196005300018004701POINT ADDED 12/14/79                                      14A
06196005300018004701403001010012301 2   3000   4000912201  150LB             21A
06196005300018004701403001010 01BENGINE                                       22A
06196005300018004701403001010 0LB11101     3241A122104      415S2             23A
06196005300018004701403001010 0LB42101     3241A142602      415S2             23A
06196005300018004701403001010 0SCC LEFT COMMENT P7                            24A
06196005300018004701403001010 0SCC RIGHT P7 COMMENT                           25A
06196005300018004701403001020212301 2   3000   4000912201  150LB             21A
06196005300018004701403001020 21BENGINE                                       22A
06196005300018004701403001020 2LB42101     3241A142602      415S2             23A
06196005300018004701403001020 2LB11101     3241A122104      415S2             23A
06196005300018004701403001020 2SCC LEFT COMMENT P7                            24A
06196005300018004701020 21R WILL BE CITED 3/1/80                              30A
06196005300018004701020 21LPLANT NOT FOLLOWING GUIDELINES AS SET DOWN 12/14/7930A
06196005300018011310011114121245409555712121051515202030301105470013709 7     11A
06196005300018011310  90 10 100    123  151 900010202811079121 51  44  15  17  12A
06196005300018011310 42101    100022041985    100    200    300433            13A
06196005300018011310 11101    100022041985    100    200    300433            13A
06196005300018011310POINT ADDED 12/14/79                                      14A
06196005300018011310 40300101001 2301 2   3000   4000912201  150LB             21A
06196005300018011310 40300101001BENGINE                                       22A
06196005300018011310 40300101001 0LB42101     3241A142602      415S2             23A
06196005300018011310 40300101001 0LB11101     3241A122104      415S2             23A
06196005300018011310 40300101001 0SCC LEFT COMMENT P7                         24A
06196005300018011310 40300101001 0SCC RIGHT P7 COMMENT                        25A
06196005300018011310 40300102021 2301 2   3000   4000912201  150LB             21A
06196005300018011310 40300102021BENGINE                                       22A
06196005300018011310 40300102021 2LB11101     3241A122104      415S2             23A
06196005300018011310 40300102021 2LB42101     3241A142602      415S2             23A
06196005300018011310 40300102021 2SCC LEFT COMMENT P7                         24A
06196005300018011310 02021R WILL BE CITED 3/1/80                              30A
06196005300018011310 02021LPLANT NOT FOLLOWING GUIDELINES AS SET DOWN 12/14/7930A
06196005300418014712304PL-3175     001212PGEORGE SMYTHE  6919544376 9PLANTS  01A
06196005300418004 7SYMTHE ENGINE CO                                  14    19 02A
06196005300418014 7TWILITES, COLORADO                                         03A
06196005300418004 7PLANT NOT IN PRODUCTION 12/79 THRU 74/80                   04A
06196005300418014701011114121245409555712121051515202030301105470013709 7     11A
06196005300418014701  90 10 100    123  152 900010128110791215 1  44  15  17  12A
06196005300418014701 42101    230022041985    230    200    300433            13A
06196005300418014701 43101    230022041985    230    200    300433            13A
06196005300418014701POINT ADDED 12/14/79                                      14A
```

Figure PST5-4 - continued. Sample Output

(Page 4 of 11)

```
06196005300000001000000000000000000001106196005300018004712304PL-3175     001212PFRANKE SMYTHE  5919544376 9ENGINES  01A
06196005300000001000000000000000000002106196005300018004 7SYMTHE ENGINE CU                                0014000019 02A
06196005300000001000000000000000000003106196005300018004 7RED OAKE, COLORADO                                          03A
06196005300000001000000000000000000004106196005300018004 7PLANT NOT IN PRODUCTION 12/79 THRU /4/80                    04A
06196005300000001000110000000000000001110619600530001800470101111412124540955571212105151520203030110547001370 97     11A
06196005300000001000110000000000000001210619600530001800470100900100100000012300150090001012811079121 51  44  15  17  12A
06196005300000001000110000000000000001310619600530001800470142101000010002204196500001000000200000300433             13A
06196005300000001000110000000000000001310619600530001800470111101000010002204198500001000000200000300433             13A
06196005300000001000110000000000000001410619600530001800470 1POINT ADDED 12/14/79                                     14A
06196005300000001000124030010100000000211061960053000180047014030010100123012000300000040009122010015 0LB             21A
06196005300000001000124030010100000000221061960053000180047014030 10101 BENGINE                                       22A
06196005300000001000124030010100000000231061960053000180047014030010100LB111010000032 41A122104000000415S2            23A
06196005300000001000124030010100000000231061960053000180047014030010100LB421010000032 41A142602000000415S2            23A
06196005300000001000124030010100000000241061960053000180047014030010100SCC LEFT COMMENT P7                            24A
06196005300000001000124030010100000000251061960053000180047014030010100SCC RIGHT P7 COMMENT                           25A
06196005300000001000124030010202000000211061960053000180047014030010202123012000300000040009122010015 0LB             21A
06196005300000001000124030010202000000221061960053000180047014030 10202 BENGINE                                       22A
06196005300000001000124030010202000000231061960053000180047014030010202LB421010000032 41A142602000000415S2            23A
06196005300000001000124030010202000000231061960053000180047014030010202LB111010000032 41A122104000000415S2            23A
06196005300000001000124030010202000000241061960053000180047014030010202SCC LEFT COMMENT P7                            24A
06196005300000001000130000000000000202130106196005300018004 7102021R WILL BE CITED 3/1/80                             30A
06196005300000001000130000000000000202130106196005300018004 7102021LPLANT NOT FOLLOWING GUIDELINES AS SET DOWN 12/14/7930A
06196005300000001012710000000000000001110619600530018011310011114121245409555712121051515202030301105470013709 7     11A
06196005300000001012710000000000000001210619600530018011310090010010000001230015109001020281107912151  44  15  17  12A
06196005300000001012710000000000000001310619600530018011310421010000100022041985000010000002000000300433             13A
06196005300000001012710000000000000001310619600530018011310111010000100022041985000010000002000000300433             13A
06196005300000001012710000000000000001410619600530018011310POINT ADDED 12/14/79                                       14A
06196005300000001012724030010100000000211061960053000180113104030010100123012000300000040009122010015 0LB             21A
06196005300000001012724030010100000000221061960053000180113104030 10100 1BENGINE                                      22A
06196005300000001012724030010100000000231061960053000180113104030010100LB421010000032 41A142602000000415S2            23A
06196005300000001012724030010100000000231061960053000180113104030010100LB111010000032 41A122104000000415S2            23A
06196005300000001012724030010100000000241061960053000180113104030010100SCC LEFT COMMENT P7                            24A
06196005300000001012724030010100000000251061960053000180113104030010100SCC RIGHT P7 COMMENT                           25A
06196005300000001012724030010202000000211061960053000180113104030010202123012000300000040009122010015 0LB             21A
06196005300000001012724030010202000000221061960053000180113104030 10202 BENGINE                                      22A
06196005300000001012724030010202000000231061960053000180113104030010202LB111010000032 41A122104000000415S2            23A
06196005300000001012724030010202000000231061960053000180113104030010202LB421010000032 41A142602000000415S2            23A
06196005300000001012724030010202000000241061960053000180113104030010202SCC LEFT COMMENT P7                            24A
06196005300000001012730000000000000202130106196005300018011310 2021R WILL BE CITED 3/1/80                             30A
06196005300000001012730000000000000202130106196005300018011310 2021LPLANT NOT FOLLOWING GUIDELINES AS SET DOWN 12/14/7930A
06196005300000401000000000000000000001110619600530041801471 2304PL-3175     001212PGEORGE SMYTHE  6919544376 9PLANTS   01A
06196005300000401000000000000000000002106196005300416004 7SYMTHE ENGINE CU                                0014000019 02A
06196005300000401000000000000000000003106196005300418014 7TWILITES, COLORADO                                          03A
06196005300000401000000000000000000004106196005300418004 7PLANT NOT IN PRODUCTION 12/79 THRU /4/80                    04A
06196005300000401000110000000000000001110619600530041801470101111412124540955571212105151520203030110547001370 97     11A
06196005300000401000110000000000000001210619600530041801470100900100100000012300152090001012811079121 51  44  15  17  12A
06196005300000401000110000000000000001310619600530041801470142101000023002204198500002300000200000300433             13A
06196005300000401000110000000000000001310619600530041801470143101000023002204198500002300000200000300433             13A
06196005300000401000110000000000000001410619600530041801470 1POINT ADDED 12/14/79                                     14A
```

Figure PST5-4 - continued. Sample Output (Page 5 of 11)

```
PROGRAM NAME: PSREFIN (EP0090)
REVISION LEVEL: 1-00
LAST UPDATE #: P-1
DATE INCORPORATED: FEBRUARY 1, 1980


NUMBER OF INPUT TRANSACTIONS:        236
NUMBER OF OUTPUT TRANSACTIONS:       293
```

Figure PST5-4 - continued. Sample Output (Page 6 of 11)

```
PROGRAM NAME: PMSEFIN (EP0100)
REVISION LEVEL:  1-00
LAST UPDATE #:   P-1
DATE INCORPORATED:  FEBRUARY 1, 1980


OPTIONS IN EFFECT:  NOFLAGW

          FIELDS SELECTED FOR INSERTIONS:  SUL  ASH  EMISSION     EDAT 80061 TDAT 80040

          FIELDS TO BE OVERRIDDEN:  SUL  ASH  EMISSION


  SULFUR I  O  ASH I  O  EMISSION FACTOR I  O                          DATE: EMISSION FACTOR 80061  TRANSACTION 80040


NUMBER OF INPUT TRANSACTIONS:                    293
NUMBER OF EMISSION FACTOR RECORDS READ:          638
NUMBER OF INSERTIONS MADE:                        78
NUMBER OF OUTPUT TRANSACTIONS:                   293
NUMBER OF 23 TRANSACTIONS CREATED:                 0
NUMBER OF WARNING MESSAGES:                       75
NUMBER OF CONDITIONAL MESSAGES:                    0
NUMBER OF ERROR MESSAGES:                          0
NUMBER OF ABORT MESSAGES:                          0
NUMBER OF DISASTER MESSAGES:                       0
```

Figure PST5-4 - continued. Sample Output (Page 7 of 11)

```
PROGRAM NAME: PSRINTR (EP0110)
REVISION LEVEL: 1-00
LAST UPDATE #: P-1
DATE INCORPORATED: FEBRUARY 1, 1980


NUMBER OF INPUT TRANSACTIONS:     293
NUMBER OF OUTPUT TRANSACTIONS:    293
```

Figure PST5-4 - continued. Sample Output (Page 8 of 11)

```
                    EIS FILE MAINTENANCE PROGRAM - DIAGNOSTIC MESSSAGES                    PAGE     1

PROGRAM NAME: PFMMSTR (EP0120)
REVISION LEVEL: 1-00
LAST UPDATE #: P-1
DATE INCORPORATED: FEBRUARY 1, 1980

OPTION CARD

   CONTROL DATE IS 80    ,  ERROR OPTION IS NOFLAGA,  LIST OPTION IS NOLIST


0619600530000040100022403001010100000231061960053004180149024030010101LB52601000016000 1                    23A
                                   *** PFMMSTR 016 ERROR - ATTEMPT TO ADD MORE THAN MAX NUMBER OF SCC POLLUTANTS

0619600530000040100022403001010100000231061960053004180149024030010101LB43101000081000 1                    23A
                                   *** PFMMSTR 016 ERROR - ATTEMPT TO ADD MORE THAN MAX NUMBER OF SCC POLLUTANTS

0619600530000040100022902020200400000211061960053004180149029020202004124 01 00040000009000      00150S      21A
                                   *** PFMMSTR 033 ERROR - MORE THAN MAXIMUM NUMBER OF SCC FOR POINT

0619600530000040100022902020200400000221061960053004180149029020202004 2CPLANT                             22A
                                   *** PFMMSTR 028 ERROR - INVALID INITIAL ADD CARD NUMBER

0619600530000040100022902020200400000231061960053004180149029020202004S 42602          4                   23A
                                   *** PFMMSTR 028 ERROR - INVALID INITIAL ADD CARD NUMBER

0619600530000040100022902020200400000231061960053004180149029020202004S 42101          4                   23A
                                   *** PFMMSTR 028 ERROR - INVALID INITIAL ADD CARD NUMBER

0619600530000040100022902020200400000231061960053004180149029020202004S 22104         S4                   23A
                                   *** PFMMSTR 028 ERROR - INVALID INITIAL ADD CARD NUMBER

0619600530000040100022903002010100000211061960053004180023029030020101123023000400000003000      00370F      21A
                                   *** PFMMSTR 033 ERROR - MORE THAN MAXIMUM NUMBER OF SCC FOR POINT

0619600530000040100022903002010100000221061960053004180023029030020101 1 PLANT                             22A
                                   *** PFMMSTR 028 ERROR - INVALID INITIAL ADD CARD NUMBER

0619600530000040100022903002010100000231061960053004180023029030020101F 00000                              23A
                                   *** PFMMSTR 028 ERROR - INVALID INITIAL ADD CARD NUMBER

0619600530000040100022903002010200000211061960053004180023029030020102123023000400000003000      00370F      21A
                                   *** PFMMSTR 033 ERROR - MORE THAN MAXIMUM NUMBER OF SCC FOR POINT

0619600530000040100022903002010200000221061960053004180023029030020102 1 PLANT                             22A
```

Figure PST5-4 - continued. Sample Output

(Page 9 of 11)

EIS FILE MAINTENANCE PROGRAM - DIAGNOSTIC MESSSAGES PAGE 3

| | |
|---|---|
| NUMBER OF INPUT TRANSACTIONS READ | 293 |
| NUMBER OF DISASTERS DETECTED | 0 |
| NUMBER OF ABORTS DETECTED | 0 |
| NUMBER OF ERRORS DETECTED | 19 |
| NUMBER OF CONDITIONALS DETECTED | 0 |
| NUMBER OF WARNINGS DETECTED | 0 |
| NUMBER OF TRANSACTIONS REJECTED | 17 |
| NUMBER OF POINT SOURCE FILE RECORDS READ IN | 123 |
| NUMBER OF POINT SOURCE FILE RECORDS WRITTEN OUT | 172 |

---

EIS/PS MASTER FILE FORMATTED DUMP PROGRAM - DIAGNOSTIC REPORT PAGE

PROGRAM NAME: PRPDUMP (EP0220)
REVISION LEVEL: 1-00
LAST UPDATE #: P-1
DATE INCORPORATED: FEBRUARY 1, 1980

| | |
|---|---|
| PLANT (SEGMENT 0) RECORD COUNT: | 33 |
| POINT SOURCE (SEGMENT 1) RECORD COUNT: | 56 |
| POINT SOURCE POLLUTANT COUNT: | 260 |
| MACHINE PROCESS (SEGMENT 2) RECORD COUNT: | 75 |
| MACHINE PROCESS POLLUTANT COUNT: | 301 |
| PERMITS & REGISTRATION (SEGMENT 3) RECORD COUNT: | 8 |
| AVERAGE NUMBER OF POINT SOURCES PER PLANT: | 1.7 |
| AVERAGE NUMBER OF POLLUTANTS PER POINT SOURCE: | 4.6 |
| AVERAGE NUMBER OF MACHINE PROCESSES PER POINT SOURCE: | 1.3 |
| AVERAGE NUMBER OF POLLUTANTS PER MACHINE PROCESS: | 4.0 |
| AVERAGE NUMBER OF PERMITS & REGISTRATION SEGMENTS PER POINT SOURCE: | 0.1 |
| TOTAL NUMBER OF RECORDS READ: | 172 |
| NUMBER OF ERRORS DETECTED: | 0 |
| NUMBER OF PAGES IN REPORT: | 33 |

Figure PST5-4 - continued. Sample Output (Page 10 of 11)

```
-----------------------------------------------------------------------------------------------------------------------------
PLANT #     1                                                                                KEY=0619600530000000100000000000000000000292
ST/CD=06 CY/CD=1960 AGCR/#=053 PL/ID=0001 DT=80047 USR/CNTL/RG=123 LCL/CNTL=04 USR/PL/ID=PL-3175      CTY=0012 UTM/ZN=12 UMRSHP=P
CNTCT=FRANKE SMYTHE   PHN=5919544376 NM/ADDR=SYMTHE ENGINE CO                          PRD=9ENGINES   EMP=0014 AREA=000019
MLG/ADDR=RED OAKE, COLORADO                                  P1/FL=A P7/CMTS=PLANT NOT IN PRODUCTION 12/79 THRU /4/80
P7/FL=A EIS FLAGS:  1=A 2=A 3=A 4=A
-----------------------------------------------------------------------------------------------------------------------------
   POINT SOURCE  01                                                                          KEY=0619600530000000100011000000000000000346
    SEG/DT=80047 USR/PT/ID=011 SIC/CD=1141 IPP/CD=21 UTM/HORZ=2454 UTM/VERT=09555 LAT=712121 LNG=0515152 THRPT=02030301
    NRML/OPER=10547 BULR/CAPC=00137 SPC/HT=097 STCK/HGHT=0090 STCK/DIAM=010 STCK/TMP=0100 FLW/RT=0000123 VLOCTY=00150 PLM/HGHT=0900
    PTS/CM/STK=     COMPLCE/STAT=2 COMPLCE/SCH=8110 COMPLCE/UPD=791215 ECAP=1 CNTRL/REGUL=  44  15  17 P2-PS/FLGS=AAAA PWCS/FL=
    P7/CMTS=POINT ADDED 12/14/79                                  P7/FL=A EIS FLAGS:  11=A 12=A 14=A #/POLL=02
    **  POLL/ID  EQP/CST  PRI/EQP  SEC/EQP  CNTL/EF  EMIS/EST  EMIS/MEAS  ALLOW/EMIS  UNCNTL/EMIS  EM/UTS EST/MT TS/MT EIS/FL/13  **
    **   42101   0000100    022      041      985    0000100    0000200    0000300                   4      3      3       A      **
    **   11101   0000100    022      041      985    0000100    0000200    0000300                   4      3      3       A      **
-----------------------------------------------------------------------------------------------------------------------------
       SCC   40300101    SEQ NBR  00                                                          KEY=0619600530000000100012403001010000000294
        SEG/DT=80047 BEC=12301 FUEL/UTS=2 FUEL/PRC=0003000 MAX/DESGN=0004000 SOL/CT=578 ASH/CT=023 HEAT/CT=00150 CNFD/DT=1 SC/CD=6
        SC/DSC=ENGINE                        E/F/SC=B P6/FL=A P7/CMTS=SCC LEFT COMMENT P7        SCC RIGHT P7 COMMENT        P7/FL=A
        EIS/FLAGS:  21=A 22=A 24=A 25=A                                                                                    #/E/F=04
        ** POLL/ID  EMIS/FCTR A/S/CD E/F/UTS APPRT/EMIS EIS/FL/23          POLL/ID  EMIS/FCTR A/S/CD E/F/UTS APPRT/EMIS EIS/FL/23 **
        **  42602   000000000          2                  A                 42101   000000000          1      0000000      A      **
        **  22104   000000230          2                  A                 11101   000000000          1      0000000      A      **
-----------------------------------------------------------------------------------------------------------------------------
       SCC   40300102    SEQ NBR  02                                                          KEY=0619600530000000100012403001020200000294
        SEG/DT=80047 BEC=12301 FUEL/UTS=2 FUEL/PRC=0003000 MAX/DESGN=0004000 SOL/CT=023 ASH/CT=012 HEAT/CT=00150 CNFD/DT=1 SC/CD=6
        SC/DSC=ENGINE                        E/F/SC=B P6/FL=A P7/CMTS=SCC LEFT COMMENT P7                                  P7/FL=A
        EIS/FLAGS:  21=A 22=A 24=A 25=                                                                                     #/E/F=04
        ** POLL/ID  EMIS/FCTR A/S/CD E/F/UTS APPRT/EMIS EIS/FL/23          POLL/ID  EMIS/FCTR A/S/CD E/F/UTS APPRT/EMIS EIS/FL/23 **
        **  11101   000000050   A      1      0000000      A                 42602   000000000          2                    A      **
        **  42101   000000080   S      1      0000000      A                 22104   000000100          2                    A      **
-----------------------------------------------------------------------------------------------------------------------------
       PERMITS & REGISTRATION 02                                                                 KEY=0619600530000000100013000000000020210172
                                                                                                                              EIS **
        **  SEG  LINE                                                                                                        FLAG **
        **  DATE  NBR                                                                                                         30  **
        ** 80047   21  PLANT NOT FOLLOWING GUIDELINES AS SET DOWN 12/14/79 WILL BE CITED 3/1/80                                A  **
-----------------------------------------------------------------------------------------------------------------------------
   POINT SOURCE  10                                                                          KEY=0619600530000000101271000000000000000346
    SEG/DT=80113 USR/PT/ID=011 SIC/CD=1141 IPP/CD=21 UTM/HORZ=2454 UTM/VERT=09555 LAT=712121 LNG=0515152 THRPT=02030301
    NRML/OPER=10547 BULR/CAPC=00137 SPC/HT=097 STCK/HGHT=0090 STCK/DIAM=010 STCK/TMP=0100 FLW/RT=0000123 VLOCTY=00151 PLM/HGHT=0900
    PTS/CM/STK=     COMPLCE/STAT=2 COMPLCE/SCH=8110 COMPLCE/UPD=791215 ECAP=1 CNTRL/REGUL=  44  15  17 P2-PS/FLGS=AAAA PWCS/FL=
    P7/CMTS=POINT ADDED 12/14/79                                  P7/FL=A EIS FLAGS:  11=A 12=A 14=A #/POLL=02
    **  POLL/ID  EQP/CST  PRI/EQP  SEC/EQP  CNTL/EF  EMIS/EST  EMIS/MEAS  ALLOW/EMIS  UNCNTL/EMIS  EM/UTS EST/MT TS/MT EIS/FL/13  **
    **   42101   0000100    022      041      985    0000100    0000200    0000300                   4      3      3       A      **
    **   11101   0000100    022      041      985    0000100    0000200    0000300                   4      3      3       A      **
```

Figure PST5-4 - continued. Sample Output (Page 11 of 11)

## EIS/PS Test 6

### Submit Annual Report in NEDS Format

In this test run, data from the EIS/PS master file can be submitted to NEDS by generating NEDS point source transactions. The cataloged procedure EPRPM10 is used to execute PRPENTR (EP0200), the annual report program.

PRPENTR (EP0200) generates the annual report from the EIS/PS master file. This report consists of transactions which contain the information in the master file that has been added, changed, or deleted since the last execution of this program. These transactions can be generated in either the NEDS point source transaction format or the EIS/PS internal transaction format.

The option card for PRPENTR (EP0200) provides the user with three options: a transaction option, a warning option, and a list option. The transaction option allows the user to choose which type of transactions are to be generated (NEDS point source or EIS/PS internal transactions). If NEDS is specified in columns 1 through 4 of the option card, the program will generate NEDS point source transactions. To generate EIS/PS internal transactions, the user must specify POINT in columns 1 through 5 of the option card. If this field is left blank or if the option is specified incorrectly, program execution will be terminated.

The warning option allows the user to have the warning messages printed in the diagnostic report. If the user wants the warning messages printed, he must code FLAGW in columns 7 through 11 and leave column 12 and 13 blank. To suppress warning messages, the user must code NOFLAGW in columns 7 through 13 of the option card. If this field is left blank or if the option is specified incorrectly, the program will assume a default of NOFLAGW.

The list option allows the user to obtain listings of the input master file, the output master file, and the generated transactions. These listings are useful for confirming that the appropriate data has been submitted to NEDS and for diagnosing potential errors. To obtain listings, the user must code

LIST in columns 15 through 18 of the option card and leave columns 19 and 20 blank. To suppress the listings, the user must code NOLIST in columns 15 through 20 of the option card. If this field is left blank or if the option is specified incorrectly, the program will assume a default of NOLIST.

The output EIS/PS master file differs from the input master file in that the status flags have been set to reflect the new submission status of all the records. The output master file might contain fewer records than the input master file since some records may have been deleted.

The output transaction file, whether NEDS or EIS/PS internal transactions, contains only data which have been added, changed, or deleted since the last execution of PRPENTR (EP0200). Add transactions are generated when records have been added to the master file. Change transactions are generated when a data field in an existing record has been added, changed, or deleted. If a data field is to be deleted, the change transaction will contain an asterisk in the first position of the corresponding transaction field. Delete transactions are generated when an entire record has been flagged for deletion in the master file.

The run stream for this test run contains the JCL needed for converting data from the EIS/PS master file into NEDS point source transactions for submission to NEDS. This run stream is shown in Figure PST6-1.

The cataloged procedure executed by this run stream is EPRPM10. By using substitutable parameters, the input master file is specified as EPMSTR2 (created in Test 5) and the output master file is named EPMSTR3. The user must supply the DD (data definition) information for the option card file in the REPORT step. The options specified in this test run are NEDS, FLAGW, and LIST. Note that when NEDS transactions are being generated the EIS/PS internal transaction file EPSPSTR <u>must</u> be a dummy file in the REPORT step. The sample output produced by this run stream is shown in Figure PST6-2.

```
//PST6ST06 JOB     (ACCOUNTING INFO)
//*
//*   SUBMIT ANNUAL REPORT IN NEDS MODE
//*
//TEST6A EXEC EPRPM10,
//       OLDMSTR=EPMSTR2,
//       NEWMSTR=EPMSTR3
//*
//*   GENERATE THE ANNUAL REPORT
//*
//REPORT.EPSPSTR DD DUMMY
//REPORT.OPTIONS DD *
NEDS  FLAGW   LIST
```

Figure PST6-1. Run Stream

```
PROGRAM NAME: PRPENTR (EP0200)
REVISION LEVEL: 1-00
LAST UPDATE #: P-1
DATE INCORPORATED: FEBRUARY 1, 1980

OPTION CARD: NEDS  FLAGW   LIST

INPUT EIS/PS MASTER FILE COUNT:            172
OUTPUT EIS/PS MASTER FILE COUNT:           172
RECORDS DELETED FROM MASTER FILE:            0
NEDS  OUTPUT TRANSACTIONS COUNT:           334
   ADD TRANSACTIONS COUNT:                 334
   CHANGE TRANSACTIONS COUNT:                0
   DELETE TRANSACTIONS COUNT:                0
NUMBER OF ERROR MESSAGES:                    0
NUMBER OF WARNING MESSAGES:                  0
NUMBER OF CONDITIONAL MESSAGES:              0
NUMBER OF ABORT MESSAGES:                    0
NUMBER OF DISASTER MESSAGES:                 0
```

Figure PST6-2. Sample Output (Page 1 of 4)

```
0619600530000000100000000000000000000292  0619600530001800470 1 12304PL-3175     001212PFRANKE SMYTHE  5919544376 9ENGINES  SYMTHE EN
0619600530000000100011000000000000000346  0619600530001800471010111141212454095557121210515152020303011054700137097009001001000001
0619600530000000100012403001010000000294  0619600530001800472014030010100123012000300000004000578023001501BENGINE
0619600530000000100012403001020200000294  0619600530001800472014030010202123012000300000004000023012001501BENGINE
0619600530000000100013000000000020210172  0619600530001800473010202 1APLANT NOT FOLLOWING GUIDELINES AS SET DOWN 12/14/79 WILL BE CI
0619600530000000101271000000000000000346  0619600530001801131 1Q011114121245409555712121051515202030301105470013709700900100100000 1
0619600530000000101272403001010000000294  0619600530001801132 1Q403001010012301200030000004000578023001501BENGINE
0619600530000000101272403001020200000294  0619600530001801132 1Q403001020212301200030000004000023012001501BENGINE
0619600530000000101273000000000020210172  0619600530001801133 1G02021APLANT NOT FOLLOWING GUIDELINES AS SET DOWN 12/14/79 WILL BE CI
0619600530000040100000000000000000000292  0619600530041801 4701 12304PL-3175     001212PGEORGE SMYTHE  6919544376 9PLANTS   SYMTHE EN
0619600530000040100011000000000000000346  0619600530041801471010111141212454095557121210515152020303011054700137097009001001000001
0619600530000040100012102023020200000294  0619600530041801472011020230202123012000300000004000163058001501CPLANTS
0619600530000040100012403001010000000294  0619600530041801472014030010100123012000300000004000578023001501PPLANTS
0619600530000040100013000000000020210172  0619600530041801473010202 1APLANT NOT FOLLOWING GUIDELINES AS SET DOWN 12/14/79 WILL BE CI
0619600530000040100021000000000000000346  0619600530041801481020111141212454095557121210515152020303011054700137097009001001000001
0619600530000040100022102023020100000246  0619600530041801492021020230201124 01 0039600092500016305800978 2CPLANT
0619600530000040100022206001970500000366  0619600530041801492022060019705200 01 0050000000300020 0   002902PPLANT
0619600530000040100022206001980500000222  0619600530041800232022060019805123023000400000002000      003701 PLANT
0619600530000040100022301032030100000222  0619600530041801492023010320301123023000400000003000      003701 PLANT
0619600530000040100022302002010100000318  0619600530041801492023020020101124010039600092500003481200097 82PPLANT
0619600530000040100022302002010500000342  0619600530041801492023020020105200010050000000300003481200029 01BPLANT
0619600530000040100022302002011000000294  0619600530041800232023020020110124 02 0030000000400 0      002901BPLANT
0619600530000040100022302005010000000294  0619600530041800232023020050100123012000300000004000912201001501BPLANT
0619600530000040100022302005020200000294  0619600530041800232023020050202123012000300000004000912201001501BPLANT
0619600530000040100022403001010100000582  0619600530041801492024030010101123013000300000004000057802300 2501BPLANT
0619600530000040100022403001010200000318  0619600530041801492024030010102123023000400000003000000000003701BPLANT
0619600530000040100022403001040100000222  0619600530041801492024030010401124 03 00020000010000      003701 PLANT
0619600530000040100022902020200100000246  0619600530041801492029020202001123 01 00300000040000      002502PPLANT
0619600530000040100022902020200200000246  0619600530041801492029020202002124 01 00040000009000      001502CPLANT
0619600530000040100022902020200300000222  0619600530041801492029020202003123 02 00004000050000      001502CPLANT
0619600530000040100023000000000020210172  0619600530041800233020202 1APLANT NOT FOLLOWING GUIDELINES &S SET DOWN 12/14/79
0620040531127040100000000000000000000292  0620040530041801 4701 12304PL-3175     001212PGEORGE SMYTHE  7919544376 9OIL ST   HANSON OI
0620040531127040100011000000000000000346  0620040530041801471010111141212454095557121210515152020303011054700137097009001001000001
0620040531127040100012302005010000000294  0620040530041800232013020050100123012000300000004000912201001501PCIL ST
0620040531127040100012302005020200000294  0620040530041800232013020050202123012000300000004000912201001501COIL ST
0620040531127040100013000000000020210172  0620040530041801473010202 1APLANT NOT FOLLOWING GUIDELINES AS SET DOWN 12/14/79 WILL BE CI
0620040531127040100021000000000000000346  0620040530041801481020111141212454095557121210515152020303011054700137097009001001000001
0620040531127040100022302005010000000294  0620040530041800232023020050100123012000300000004000912201001501BPLANT
0620040531127040100022302005020200000246  0620040530041800232023020050202123012000300000004000912201001501BPLANT
0620040531127040100023000000000020210172  0620040530041801483020202 1APLANT NOT FOLLOWING GUIDELINES AS SET DOWN 12/14/79 WILL BE CI
0620040531127330100000000000000000000292  0620040530041800470 1 12304PL-3175     001212PGEORGE SMYTHE  2919544376 9ENGINES  HANSON EN
0620040531127330101271000000000000000346  0620040530041801131 1Q011114121245409555712121051515202030301105470013709700900100100000 1
0620040531127330101272302005010000000294  0620040530041800232 1Q302005010012301200030000004000912201001501BENGINE
0620040531127330101272302005020200000294  0620040530041800232 1Q302005020212301200030000004000912201001501BENGINE
0620040531127330101273000000000020210172  0620040530041801133 1G02021APLANT NOT FOLLOWING GUIDELINES AS SET DOWN 12/14/79 WILL BE CI
0620040531127330111121000000000000000346  0620040530041803451 AB011114121245409555712121051515202030301105470013709700900100100000 1
0620040531127330111122302005010000000294  0620040530041800232 AB302005010012301200030000004000912201001501BENGINE
0620040531127330111122302005020200000294  0620040530041800232 AB302005020212301200030000004000912201001501BENGINE
0620040531127330111123000000000020210172  0620040530041800233 AB02021APLANT NOT FOLLOWING GUIDELINES AS SET DOWN 12/14/79 WILL BE CI
0800052400800000100000000000000000000292  0800062408001750000 1                18PR SMITH                                SAINT AGN
0800082400800000100011000000000000000452  0800082408001770001 01   2121  922890466                                 0018010036000012
0800082400800000100012102005030000000318  0800082408001800602011020050300      0000133000003002500000108 1P1720036.CIGAR MFG
```

Figure PST6-2 - continued. Sample Output (Page 2 of 4)

```
0619600530000000100000000000000000000292  0619600530001800470 1 12304PL-3175      001212PFRANKE SMYTHE  5919544376 9ENGINES  SYMTHE EN
0619600530000000100011000000000000000346  0619600530001800471010111141212454095557121210515152020303011054700137097009001001000000 1
0619600530000001000124030010100000000294  0619600530001800472014030010100123012000300000004000057802300150 1BENGINE
0619600530000001000124030010202000000294  0619600530001800472014030010202123012000300000004000023012001501BENGINE
0619600530000001000130000000000020210172  0619600530001800473010202 1SPLANT NOT FOLLOWING GUIDELINES AS SET DOWN 12/14/79 WILL BE CI
0619600530000001012710000000000000000346  0619600530001801131100111141212454095557121210515152020303011054700137097009001001000000 1
0619600530000001012724030010100000000294  0619600530001801132100403001010012301200030000004000578023001501BENGINE
0619600530000001012724030010202000000294  0619600530001801132100403001020212301200030000004000023012001501BENGINE
0619600530000001012730000000000020210172  0619600530001801133100202 1SPLANT NOT FOLLOWING GUIDELINES AS SET DOWN 12/14/79 WILL BE CI
0619600530000040100000000000000000000292  0619600530041801470 1 12304PL-3175      001212PGEORGE SMYTHE  6919544376 9PLANTS   SYMTHE EN
0619600530000040100011000000000000000346  0619600530041801471010111141212454095557121210515152020303011054700137097009001001000000 1
0619600530000040100012102023020200000294  0619600530041801472011020230202123012000300000004000163058001501CPLANTS
0619600530000040100012403001010000000294  0619600530041801472014030010100123012000300000004000578023001501PPLANTS
0619600530000040100013000000000020210172  0619600530041801473010202 1SPLANT NOT FOLLOWING GUIDELINES AS SET DOWN 12/14/79 WILL BE CI
0619600530000040100021000000000000000346  0619600530041801481020111141212454095557121210515152020303011054700137097009001001000000 1
0619600530000040100022102023020100000246  0619600530041801492021020230201124 01 0039600092500016305800978 2CPLANT
0619600530000040100022206001970500000366  0619600530041801492022206001970520001 0050000000300020 0   002902PPLANT
0619600530000040100022206001980500000222  0619600530041800232022206001980512302300040000002000      003701 PLANT
0619600530000040100022301032030100000222  0619600530041801492023010320301123023000400000030 00      003701 PLANT
0619600530000040100022302002010100000318  0619600530041801492023020020101124010039600092500003481200097 82PPLANT
0619600530000040100022302002010500000342  0619600530041801492023020020105200010050000000300003481200029 01BPLANT
0619600530000040100022302002011000000294  0619600530041800232023020020110124 02 00300000004000      002901BPLANT
0619600530000040100022302005010000000294  0619600530041800232023020050100123012000300000004000912201001501BPLANT
0619600530000040100022302005020200000294  0619600530041800232023020050202123012000300000004000912201001501BPLANT
0619600530000040100022403001010100000582  0619600530041801492024030010101123013000300000004000057802300250 1BPLANT
0619600530000040100022403001010200000318  0619600530041801492024030010101212302300040000003000000000037 01BPLANT
0619600530000040100022403001040100000222  0619600530041801492024030010401124 03 00020000010000      003701 PLANT
0619600530000040100022902020200100000246  0619600530041801492029020202001123 01 00300000040000      002502PPLANT
0619600530000040100022902020200200000246  0619600530041801492029020202002124 01 00040000009000      001502CPLANT
0619600530000040100022902020200300000222  0619600530041801492029020202003123 02 00004000050000      001502CPLANT
0619600530000040100023000000000020210172  0619600530041800233020202 1SPLANT NOT FOLLOWING GUIDELINES &S SET DOWN 12/14/79
0620040531127040100000000000000000000292  0620040530 41801470 1 12304PL-3175      001212PGEORGE SMYTHE  7919544376 9OIL ST   HANSON OI
0620040531127040100011000000000000000346  0620040530 41801471010111141212454095557121210515152020303011054700137097009001001000000 1
0620040531127040100012302005010000000294  0620040530 41800232013020050100123012000300000004000912201001501PCIL ST
0620040531127040100012302005020200000294  0620040530 41800232013020050202123012000300000004000912201001501CCIL ST
0620040531127040100013000000000020210172  0620040530 41801473010202 1SPLANT NOT FOLLOWING GUIDELINES AS SET DOWN 12/14/79 WILL BE CI
0620040531127040100021000000000000000346  0620040530 41801481020111141212454095557121210515152020303011054700137097009001001000000 1
0620040531127040100022302005010000000294  0620040530 41800232023020050100123012000300000004000912201001501BPLANT
0620040531127040100022302005020200000246  0620040530 41800232023020050202123012000300000004000912201001501BPLANT
0620040531127040100023000000000020210172  0620040530 41801483020202 1SPLANT NOT FOLLOWING GUIDELINES AS SET DOWN 12/14/79 WILL BE CI
0620040531127330100000000000000000000292  0620040530 41800470 1 12304PL-3175      001212PGEORGE SMYTHE  2919544376 9ENGINES  HANSON EN
0620040531127330101271000000000000000346  0620040530 41801131100111141212454095557121210515152020303011054700137097009001001000000 1
0620040531127330101272302005010000000294  0620040530 41800232 1 0302005010012301200030000004000912201001501BENGINE
0620040531127330101272302005020200000294  0620040530 41800232 1 0302005020212301200030000004000912201001501BENGINE
0620040531127330101273000000000020210172  0620040530 41801133 1 002021SPLANT NOT FOLLOWING GUIDELINES AS SET DOWN 12/14/79 WILL BE CI
0620040531127330111121000000000000000346  0620040530 41803451AB011111412124540955571212105151520203030110547001370970090010010000000 1
0620040531127330111122302005010000000294  0620040530 41800232AB302005010012301200030000004000912201001501BENGINE
0620040531127330111122302005020200000294  0620040530 41800232AB302005020212301200030000004000912201001501BENGINE
0620040531127330111123000000000020210172  0620040530 41800233AB02021SPLANT NOT FOLLOWING GUIDELINES AS SET DOWN 12/14/79 WILL BE CI
0800082408000001000000000000000000000292  0800082408001750000 1                    18PR SMITH                          SAINT AGN
0800082408000001000110000000000000000352  0800082408001770001 01    2121   9228904 66                          0018010036000012
0800082408000001000121020050300000000318  0800082408001800662011020050300      0000133000003002500000106 1P1720036.CIGAR MFG
```

Figure PST6-2 - continued. Sample Output (Page 3 of 4)

```
06196005300010012128 0SYMTHE ENGINE CO                          FRANKE SMYTHP   AP1
061960053000 1  80        PLANT NOT IN PRODUCTION 12/79 THRU /4/80              AP7
06196005300010180114121245409555009001001000000123090 0                         AP2
06196005300010180001370220 41                   022041985          985          AP3
06196005300010180020303011054700001 00                        00001003   3097    AP4
06196005300010180000030 0                     0000300281107912151  44  15  17 AP5
061960053000101 80        POINT ADDED 12/14/79                                  AP7
06196005300010180403001010003000000400057802300150ENGINE                B1     AP6
06196005300010180403001 01SCC LEFT COMMENT P7       SCC RIGHT P7 COMMENT        AP7
06196005300010180403001020003000000400002301200150ENGINE                B1     AP6
06196005300010180403001 02SCC LEFT COMMENT P7                                   AP7
06196005300011080114121245409555009001001000000123090 0                         AP2
06196005300011080001370220 41                   022041985          985          AP3
06196005300011080020303011054700001 00                        00001003   3097    AP4
06196005300011080000030 0                     0000300281107912151  44  15  17 AP5
061960053000110 80        POINT ADDED 12/14/79                                  AP7
06196005300011080403001010003000000400057802300150ENGINE                B1     AP6
06196005300011080403001 01SCC LEFT COMMENT P7       SCC RIGHT P7 COMMENT        AP7
06196005300011080403001020003000000400002301200150ENGINE                B1     AP6
06196005300011080403001 02SCC LEFT COMMENT P7                                   AP7
06196005300410012128 0SYMTHE ENGINE CO                          GEORGE SMYTHP   AP1
061960053004 1  80        PLANT NOT IN PRODUCTION 12/79 THRU /4/80              AP7
06196005300410180114121245409555009001001000000123090 0                         AP2
06196005300410180001 37                     022041022041       985985           AP3
06196005300410180020303011054 7                     00002300000230   33097      AP4
06196005300410180                     0000300000030028110791215 1  44  15  17 AP5
061960053004101 80        POINT ADDED 12/14/79                                  AP7
06196005300410180102023020030000004000163058001 50PLANTS                C1     AP6
06196005300410180102023 02SCC LEFT COMMENT P7                                   AP7
06196005300410180403001010003000000400057802300150PLANTS                P1     AP6
06196005300410180403001 01SCC LEFT COMMENT P7       SCC RIGHT P7 COMMENT        AP7
06196005300410280114121245409555009001001000000123090 0                         AP2
06196005300410280001370220 41                   022041985          985          AP3
06196005300410280020303011054700000 51                        00002303   2097    AP4
06196005300410280000030 0                     0000503281107912151  44  15  17 AP5
061960053004102 80        POINT ADDED 12/14/79                                  AP7
06196005300410280102023020039600092500016305800978PLANT                 C2     AP6
06196005300410280206001970050000000300020 0   00290PLANT                 P2     AP6
06196005300410280206001980004000000200 0      00370PLANT                  1     AP6
06196005300410280301032030004000000300 0      00370PLANT                  1     AP6
06196005300410280302002010396000925000034812000978PLANT                 P2     AP6
06196005300410280302002010500000030000034812000290PLANT                 B1     AP6
06196005300410280302002010030000000400 0      00290PLANT                 B1     AP6
06196005300410280302005010003000000400091220100150PLANT                 B1     AP6
06196005300410280302005 01SCC LEFT COMMENT P7       SCC RIGHT P7 COMMENT        AP7
06196005300410280302005020003000000400091220100150PLANT                 B1     AP6
06196005300410280302005 02SCC LEFT COMMENT P7                                   AP7
06196005300410280403001010030000004000057802300250PLANT                 B1     AP6
06196005300410280403001010004000000300000000000370PLANT                 B1     AP6
06196005300410280403001040002000001000 0      00370PLANT                  1     AP6
06196005300410280902020200030000004000 0      00250PLANT                 P2     AP6
06196005300410280302020200030000004000 0      00150PLANT                 C2     AP6
```

Figure PST6-2 - continued. Sample Output (Page 4 of 4)

EIS/PS Test 7

Generate Master File Emission Factor Transactions to Update the Emission Factor Information in the Master File

In this test run, internal transactions are generated from the master file and emission factor information is inserted into these transactions using the cataloged procedure EPMSM10. This procedure executes PMSEFGN (EP0130), the master file emission factor transaction generator program; PSREFIN (EP0090), the master file internal transaction pre-insertion sort program; and PMSEFIN (EP0100), the master file internal transaction emission factor insertion program.

PMSEFGN (EP0130) generates EIS/PS 21 and 23 internal transactions to update the emission factor information in the master file SCC records. A 21 change internal transaction is generated for each SCC record in the master file that satisfies the origin/source combination and date criteria (both are specified on an option card) and for which the matching emission factor file record satisfies the date criterion. One 23 change internal transaction is generated for each of the pollutant ID's contained in the master file record. The date of the generated transactions will be the same as the date specified on the option card.

An option card is used to specify the origin/source combination and the date; it is also used to specify whether or not the warning messages should be printed.

The user must specify an origin/source combination to be satisfied by both the emission factor file records and the master file records. If internal transactions are desired for Federal-origin SCC records, an origin of 'F' must be coded in column 1 of the option card; for State-origin records, an 'S' must be coded in column 1; and for Local-origin records, an 'L' must be coded in column 1 and the desired source in column 2.

The user must also specify a date to be satisfied by both the emission factor file records and the master file records. The date of the emission

factor file record must be greater than or equal to the specified date and the date of the master file record must be less than the specified date for a transaction to be generated. The date is specified by coding a five-digit Julian date in columns 8 through 12 of the option card, where the first two digits represent the year and the last three, the day within the year. If no date is specified, or if the date is not numeric, program execution will be terminated.

If FLAGW is coded in the warning message suppression field (columns 18 through 24) of the option card, all warning messages will be printed in the diagnostic report; if NOFLAGW is coded, no warning messages will be printed. If this field is left blank or improperly coded, a default of NOFLAGW is assumed.

PMSEFGN (EP0130) generates an option card which is passed to PMSEFIN (EP0100) and used as the input option card. The options specified are as follows:

1. Insert sulfur and ash contents
2. Insert emission factor
3. EDAT-XXYYY, where XXYYY is equal to the date specified for PMSEFGN (EP0130)
4. Replace the date of the transaction with the emission factor file date
5. The same warning message suppression option as specified for PMSEFGN (EP0130)

The programs PSREFIN (EP0090) and PMSEFIN (EP0100) are used to insert information from the emission factor file into the generated internal transactions. For a description of these two programs refer to Test 4. Note that in this test the option card input to PMSEFIN (EP0090) is supplied by PMSEFGN (EP0130).

The run stream for this test run contains the JCL needed for generating internal transactions from the master file and then inserting emission factor information into these transactions. This run stream is shown in Figure PST7-1.

The cataloged procedure executed by this run stream is EPMSM10. Substitutable parameters are used to specify EPMSTR3 (created in Test 6) as

the input master file, EPEMFC2 (created in Test 3) as the input emission factor file, and EPINTR1 as the generated internal transaction file. The DD (data definition) information for the option card file in the GENER step must be supplied by the user. The options specified in this test are F, 80060, and FLAGW. Refer to Figure PST7-2 for the sample output produced by this test run.

```
//PSTEST07 JOB     (ACCOUNTING INFO)
//*
//*   GENERATE MASTER FILE EMISSION FACTOR TRANSACTIONS
//*
//TEST7A EXEC EPMSM10,
//       MSTRFIL=EPMSTR3,
//       EMFCFIL=EPEMFC2,
//       NEWINTR=EPINTR1
//*
//*   CREATE EMISSION FACTOR INTERNAL TRANSACTIONS
//*   FROM THE TEST 5 MASTER FILE
//*
//GENER.OPTIONS DD *
F       80060      FLAGW
```

Figure PST7-1. Run Stream

```
PROGRAM NAME: PMSEFGN (EP0130)
REVISION LEVEL:  1-00
LAST UPDATE #:   P-1
DATE INCORPORATED:  FEBRUARY 1, 1980


OPTIONS IN EFFECT:  FLAGN

          ORIGIN AND SOURCE SPECIFIED:  FEDERAL

          DATE SPECIFIED:  80060


0619600530000040100022206001980500000
          *** PMSEFGN 004 WARNING - NO MATCHING EMISSION FACTOR FILE RECORD FOR ORIGIN/SOURCE AND DATE SPECIFIED

0619600530000040100022302002011000000
          *** PMSEFGN 004 WARNING - NO MATCHING EMISSION FACTOR FILE RECORD FOR ORIGIN/SOURCE AND DATE SPECIFIED

0619600530000040100022403001040100000
          *** PMSEFGN 005 WARNING - NO TRANSACTION GENERATED DUE TO MASTER FILE DATE

0800082400800000100012102005030000000
          *** PMSEFGN 005 WARNING - NO TRANSACTION GENERATED DUE TO MASTER FILE DATE

0800082400800000200012102005030000000
          *** PMSEFGN 005 WARNING - NO TRANSACTION GENERATED DUE TO MASTER FILE DATE

0800082400800000500012102005030000000
          *** PMSEFGN 005 WARNING - NO TRANSACTION GENERATED DUE TO MASTER FILE DATE

0800802400800000008012305016010000000
          *** PMSEFGN 004 WARNING - NO MATCHING EMISSION FACTOR FILE RECORD FOR ORIGIN/SOURCE AND DATE SPECIFIED

0800802400800000100012305002010000000
          *** PMSEFGN 004 WARNING - NO MATCHING EMISSION FACTOR FILE RECORD FOR ORIGIN/SOURCE AND DATE SPECIFIED
```

Figure PST7-2. Sample Output (Page 1 of 4)

```
3400402030000000800012102005030000000
          *** PMSEFGN 005 WARNING - NO TRANSACTION GENERATED DUE TO MASTER FILE DATE


PROGRAM NAME: PMSEFGN (EP0130)
REVISION LEVEL:  1-00
LAST UPDATE #:   P-1
DATE INCORPORATED:  FEBRUARY 1, 1980


NUMBER OF MASTER FILE RECORDS READ:                172
NUMBER OF EMISSION FACTOR RECORDS READ:            638
NUMBER OF 21 TRANSACTIONS CREATED:                  10
NUMBER OF 23 TRANSACTIONS CREATED:                  38
NUMBER OF WARNING MESSAGES:                         49
NUMBER OF CONDITIONAL MESSAGES:                      0
NUMBER OF ERROR MESSAGES:                            0
NUMBER OF ABORT MESSAGES:                            0
NUMBER OF DISASTER MESSAGES:                         0
```

---



```
PROGRAM NAME: PSREFIN (EP0090)
REVISION LEVEL: 1-00
LAST UPDATE #: P-1
DATE INCORPORATED: FEBRUARY 1, 1980


NUMBER OF INPUT TRANSACTIONS:        48
NUMBER OF OUTPUT TRANSACTIONS:       48
```

Figure PST7-2 - continued. Sample Output (Page 2 of 4)

```
                    MASTER FILE INTERNAL TRANSACTION EMISSION FACTOR INSERTION PROGRAM                    PAGE

PROGRAM NAME: PMSEFIN (EP0100)
REVISION LEVEL:  1-00
LAST UPDATE #:   P-1
DATE INCORPORATED:  FEBRUARY 1, 1980

OPTIONS IN EFFECT:  FLAGW

        FIELDS SELECTED FOR INSERTIONS:  SUL  ASH  EMISSION     EDAT 80060

        FIELDS TO BE OVERRIDDEN:  NONE

FLAGW   SUL I  ASH I  EMISSION I  EDAT 80060                                  R

        *** PMSEFIN 012 ERROR - NO VALID OVERRIDES SPECIFIED - NO OVERRIDES ASSUMED

  SULFUR I  N  ASH I  N  EMISSION FACTOR I  N                   DATE: EMISSION FACTOR 80060  TRANSACTION   N

06196005300000401000223020050100000002120619600530041800 60                          F                 21C
        *** PMSEFIN 006 WARNING - NO INSERTION DUE TO EMISSION FACTOR FILE DATE

06200405311270401000123020050100000002120620040530418006 0                           F                 21C
        *** PMSEFIN 006 WARNING - NO INSERTION DUE TO EMISSION FACTOR FILE DATE

06200405311273301111223020050100000002120620040530418006 0                           F                 21C
        *** PMSEFIN 006 WARNING - NO INSERTION DUE TO EMISSION FACTOR FILE DATE

06200405311273301012723020050100000002120620040530418006 0                           F                 21C
        *** PMSEFIN 006 WARNING - NO INSERTION DUE TO EMISSION FACTOR FILE DATE
```

Figure PST7-2 - continued. Sample Output (Page 3 of 4)

```
SULFUR I  N  ASH I  N  EMISSION FACTOR I  N                    DATE: EMISSION FACTOR 80060  TRANSACTION  N

0620040531127040100012302005020200000232062004053004180060          F 42602                                    23C
        *** PMSEFIN 006 WARNING - NO INSERTION DUE TO EMISSION FACTOR FILE DATE

0620040531127330101272302005020200000232062004053QW180060           F 42602                                    23C
        *** PMSEFIN 006 WARNING - NO INSERTION DUE TO EMISSION FACTOR FILE DATE

0619600530000040100022302005020200000232061960053004180060          F 42602                                    23C
        *** PMSEFIN 006 WARNING - NO INSERTION DUE TO EMISSION FACTOR FILE DATE

0620040531127330111122302005020200000232062004053QW180060           F 42602                                    23C
        *** PMSEFIN 006 WARNING - NO INSERTION DUE TO EMISSION FACTOR FILE DATE


PROGRAM NAME: PMSEFIN (EP0100)
REVISION LEVEL:  1-00
LAST UPDATE #:   P-1
DATE INCORPORATED:  FEBRUARY 1, 1980


NUMBER OF INPUT TRANSACTIONS:                    48
NUMBER OF EMISSION FACTOR RECORDS READ:         294
NUMBER OF INSERTIONS MADE:                       10
NUMBER OF OUTPUT TRANSACTIONS:                   48
NUMBER OF 23 TRANSACTIONS CREATED:                0
NUMBER OF WARNING MESSAGES:                      38
NUMBER OF CONDITIONAL MESSAGES:                   0
NUMBER OF ERROR MESSAGES:                         1
NUMBER OF ABORT MESSAGES:                         0
NUMBER OF DISASTER MESSAGES:                      0
```

Figure PST7-2 - continued. Sample Output (Page 4 of 4)

## EIS/PS Test 8

### Edit EIS/PS Master File Transactions

In this test run, EIS/PS master file transactions are edited using the cataloged procedure EPEDT10, which executes PSRMFTR (EP0070), the master file transaction sort program; and PEDMSTR (EP0080), the master file transaction edit program. Test 5 provides a discussion of each of these programs.

The run stream for this test run contains the JCL needed to edit master file transactions. Figure PST8-1 shows this run stream.

The cataloged procedure executed by this run stream is EPEDT10. A substitutable parameter names EPINTR2 as the output internal transaction file. The DD (data definition) information for the input master file transaction file in the SORT step and the option card file in the EDIT step must be supplied by the user. The option specified in the EDIT step is 80. Sample output for this test run is shown in Figure PST8-2.

```
//PSTESTOR JOB     (ACCOUNTING INFO)
//*
//*   EDIT ETS/PS MASTER FILE TRANSACTIONS
//*
//TESTRA EXEC FPEDIT0,
//     INTRTRN=FPINTR2
//*
//*   EDIT TRANSACTIONS FOR UPDATING THE MASTER IN THE NEXT
//*   RUN
//*
//SORT.INPUT DD *
06196005300018006 5SMYTHE ENGINE COMPANY INC.                          0025000035 02C
06196005300016006 5PLANT WILL START PRODUCTION 05/01/80                            04C
06196005300018006501431010102250022041907000105000021000003000433                  13A
06196005300018006501PULL 43101 ADDED 03/21/80                                      14C
06196005300018006501403001020 2  ENGINE EXHAUST FUMES                              22C
06196005300018006501403001020 2  22104                                             23D
06196005300018006501403001020 2POLLUTANT 22104 DELETED ON                          24C
06196005300018006501403001020 2 03/21/80                                           25C
06196005300018006501020 01LTHIS COMMENT ADDED 03/21/80                             30A
06196005300018006501020 21LPLANT NOW FOLLOWING GUIDELINES AS SET DOWN 12/14/7930C
06196005300018006501020 21R  WILL NOT BE CITED FOR VIOLATIONS                      30C
06196005300018006501020 22LTHIS IS THE END OF THIS COMMENT                         30A
06196005300418006501 42101                                                         13D
06196005300418006501PULL 42101 DELETED 03/21/80                                    14C
06200405340418006 5                                                                01D
08000624080018006501                                                               11D
08008024080028006501305023010 0                                                     21D
06200405340816006510020 21                                                         30D
18006022400038006 5                                        9195551212              01C
18006022400038006528 00 PARK AVENUE, JEFFERSON N.C.                                03C
18006022400038006 5ADDRESS & PHONE NUMBER ADDED 03/21/80                           04C
18006022400038006503                                  18001800 3211                12C
18006022400038006503COMPLIANCE DATA & FCAP ADDED 03/21/80                          14C
18006022400038006503103002 0900  22301000040500A                                   23A
18006022400038006503103002 0900PULL 22301 ADDED 03/21/80                           24A
18006022400038006503000 01LNO MORE CHANGES, ADDITIONS, OR DELETIONS WERE MADE 30A
18006022400038006503000 01REYOND THIS POINT IN THE FILE                            30A
//EDIT.OPTIONS DD *
80
```

Figure PST8-1. Run Stream

```
                    EIS/PS MASTER FILE TRANSACTION SORT PROGRAM  -  DIAGNOSTIC REPORT                    PAGE     1

 PROGRAM NAME: PSRMFTR (EP0070)
 REVISION LEVEL: 1-00
 LAST UPDATE #: P-1
 DATE INCORPORATED: FEBRUARY 1, 1980

NUMBER OF INPUT TRANSACTIONS:       27
NUMBER OF OUTPUT TRANSACTIONS:       27
```

---

```
                    EIS/PS MASTER FILE TRANSACTION EDIT PROGRAM  -  DIAGNOSTIC REPORT                    PAGE     1

PROGRAM NAME: PEDMSTR (EP0080)
REVISION LEVEL: 1-00
LAST UPDATE #: P-1
DATE INCORPORATED: FEBRUARY 1, 1980

OPTIONS IN EFFECT: NOFLAGW   NOLIST
CONTROL YEAR: 80

80
          *** PEDMSTR 003 CONDITIONAL - INVALID FLAGW OPTION, DEFAULT (NOFLAGW) ASSUMED
          *** PEDMSTR 004 CONDITIONAL - INVALID LIST OPTION, DEFAULT (NOLIST) ASSUMED

18006022400038006503103002090 0  22301000040500A                                  23A
                              B
          *** PEDMSTR 106 ERROR - COLUMN 31 - INVALID EMF ORIGIN, CARD REJECTED


NUMBER OF TRANSACTIONS READ:                          27
NUMBER OF INTERNAL TRANSACTIONS WRITTEN:              26
NUMBER OF TRANSACTIONS REJECTED:                       1
NUMBER OF ABORT MESSAGES:                              0
NUMBER OF ERROR MESSAGES:                              1
NUMBER OF CONDITIONAL MESSAGES:                        2
NUMBER OF WARNING MESSAGES:                            0
```

Figure PST8-2. Sample Output

## EIS/PS Test 9

### Concatenate Internal Transactions, Update the Master File, and Produce a Master File Detailed Report

In this test run, two separate files of internal transactions are concatenated using the cataloged procedure EPMST20 which executes PMSTCON (EP0190), the internal transaction file concatenation program. The EIS/PS master file is updated with the concatenated transactions using the cataloged procedure EPFMM10 which executes PSRINTR (EP0110), the master file internal transaction sort program; and PFMMSTR (EP0120), the master file maintenance program. Also, a detailed report of the updated master file is produced using the cataloged procedure EPRPM20 which executes PRPMSTR (EP0210), the master file detailed report program.

PMSTCON (EP0190) allows the user to concatenate two internal transaction files. The resulting output file must be sorted prior to its use in other EIS/PS programs.

The master file maintenance programs, PSRINTR (EP0110) and PFMMSTR (EP0120), were discussed in EIS/PS Test 4.

PRPMSTR (EP0210) produces a detailed report of the EIS/PS master (or answer) file. The master (or answer) file is listed with one point source record and its corresponding machine process records per page. Following each point source page, the corresponding permits and registration records are listed with one set of records per page. If a single plant has more than one point source or more than one set of permits and registration records, the plant/location information is repeated for each point source page and each permits and registration page. This program can be used to produce a detailed report of any file in EIS/PS master file format.

The run stream for this test run contains the JCL needed for concatenating internal transactions, updating the master file, and producing a detailed report. This run stream is shown in Figure PST9-1 and the sample output from this run stream is shown in Figure PST9-2.

The first cataloged procedure to be executed is EPMST20. Substitutable parameters are used to specify EPINTR1 (created in EIS/PS Test 7) and EPINTR2 (created in EIS/PS Test 8) as the input internal transaction files and EPINTR3 as the concatenated internal transaction file.

Next, the procedure EPFMM10 is executed. The input master file is EPMSTR3 (created in EIS/PS Test 6), the input internal transaction file is EPINTR3 (created in the previous step), and the newly updated master file is named EPMSTR4. The user must supply the DD (data definition) information for the opton card file in the UPDATE step. The options used in this test are 80 and LIST.

EPRPM20 is the final cataloged procedure to be executed. EPMSTR4, the master file which was created in the previous step is used as the input master file.

```
//PSTEST09 JOB     (ACCOUNTING INFO)
//*
//*    CONCATENATE INTERNAL TRANSACTIONS, UPDATE THE MASTER FILE,
//*    AND PRODUCE A MASTER FILE DETAILED REPORT
//*
//TEST9A EXEC EPMST20,
//        INTRN1=EPINTR1,
//        INTRN2=EPINTR2,
//        CONCAT=EPINTR3
//*
//*    CONCATENATE THE INTERNAL TRANSACTIONS FROM
//*    TEST RUNS 7 AND 8
//*
//TEST9B EXEC EPEMM10,
//        OLDMSTR=EPMSTR3,
//        NEWMSTR=EPMSTR4,
//        INTRTRN=EPINTR3
//*
//*    UPDATE THE MASTER FILE FROM TEST 6 WITH THE
//*    INTERNAL TRANSACTIONS MERGED IN STEP A OF THIS
//*    TEST
//*
//UPDATE.OPTIONS DD *
80        LIST
//TEST9C EXEC EPRPM20,
//        MSTREIN=EPMSTR4
//*
//*    PRODUCE A DETAILED LIST OF THE MASTER FILE
//*    CREATED IN STEP B
//*
```

Figure PST9-1. Run Stream

EIS/PS INTERNAL TRANSACTION FILE CONCATENATION PROGRAM - DIAGNOSTIC REPORT PAGE 1

PROGRAM NAME: PMSTCON (EP0190)
REVISION LEVEL: 1-00
LAST UPDATE #: P-1
DATE INCORPORATED: FEBRUARY 1, 1980

NUMBER OF INPUT TRANSACTIONS FROM FILE 1: 49
NUMBER OF INPUT TRANSACTIONS FROM FILE 2: 25
TOTAL NUMBER OF INPUT TRANSACTIONS: 74
NUMBER OF OUTPUT TRANSACTIONS: 74

---

EIS/PS MASTER FILE INTERNAL TRANSACTION SORT PROGRAM PAGE 1

PROGRAM NAME: PSRINTR (EP0110)
REVISION LEVEL: 1-00
LAST UPDATE #: P-1
DATE INCORPORATED: FEBRUARY 1, 1980

NUMBER OF INPUT TRANSACTIONS: 74
NUMBER OF OUTPUT TRANSACTIONS: 74

Figure PST9-2. Sample Output (Page 1 of 9)

```
                    EIS FILE MAINTENANCE PROGRAM - DIAGNOSTIC MESSSAGES                    PAGE     1

PROGRAM NAME: PFMMSTR (EP0120)
REVISION LEVEL: 1-00
LAST UPDATE #: P-1
DATE INCORPORATED: FEBRUARY 1, 1980

OPTION CARD

   CONTROL DATE IS 80    ,  ERROR OPTION IS NOFLAG,  LIST OPTION IS LIST


0619600530000040100021000000000000000346  0619600530041801481020111141212454095557121210515152020303011054700137097009001001000001
                                  *** PFMMSTR 004 ERROR - FIELDS MISSING FOR EMISSIONS CALCULATIONS, 0 USED FOR ESTIMATE

0619600530000040100021000000000000000346  0619600530041801481020111141212454095557121210515152020303011054700137097009001001000001
                                  *** PFMMSTR 004 ERROR - FIELDS MISSING FOR EMISSIONS CALCULATIONS, 0 USED FOR ESTIMATE

0620040531127040100012302005010000000212062004053Q04180060                                F                 21C
                                  *** PFMMSTR 005 ERROR - NO MATCH ON MASTER FILE FOR TRANSACTION, CARD REJECTED

0620040531127040100012302005010000000232062004053Q04180061            F 22104000002403                      23C
                                  *** PFMMSTR 005 ERROR - NO MATCH ON MASTER FILE FOR TRANSACTION, CARD REJECTED

0620040531127040100012302005010000000232062004053Q04180060            F 11101                               23C
                                  *** PFMMSTR 005 ERROR - NO MATCH ON MASTER FILE FOR TRANSACTION, CARD REJECTED

0620040531127040100012302005010000000232062004053Q04180060            F 42101                               23C
                                  *** PFMMSTR 005 ERROR - NO MATCH ON MASTER FILE FOR TRANSACTION, CARD REJECTED

0620040531127040100012302005010000000232062004053Q04180060            F 42602                               23C
                                  *** PFMMSTR 005 ERROR - NO MATCH ON MASTER FILE FOR TRANSACTION, CARD REJECTED

0620040531127040100012302005020200000212062004053Q04180060                                F                 21C
                                  *** PFMMSTR 005 ERROR - NO MATCH ON MASTER FILE FOR TRANSACTION, CARD REJECTED

0620040531127040100012302005020200000232062004053Q04180060            F 42101                               23C
                                  *** PFMMSTR 005 ERROR - NO MATCH ON MASTER FILE FOR TRANSACTION, CARD REJECTED

0620040531127040100012302005020200000232062004053Q04180060            F 42602                               23C
                                  *** PFMMSTR 005 ERROR - NO MATCH ON MASTER FILE FOR TRANSACTION, CARD REJECTED

0620040531127040100012302005020200000232062004053Q04180061            F 22104000002403                      23C
                                  *** PFMMSTR 005 ERROR - NO MATCH ON MASTER FILE FOR TRANSACTION, CARD REJECTED

0620040531127040100012302005020200000232062004053Q04180060            F 11101                               23C
```

Figure PST9-2 - continued. Sample Output (Page 2 of 9)

| | |
|---|---|
| NUMBER OF INPUT TRANSACTIONS READ | 74 |
| NUMBER OF DISASTERS DETECTED | 0 |
| NUMBER OF ABORTS DETECTED | 0 |
| NUMBER OF ERRORS DETECTED | 21 |
| NUMBER OF CONDITIONALS DETECTED | 0 |
| NUMBER OF WARNINGS DETECTED | 0 |
| NUMBER OF TRANSACTIONS REJECTED | 19 |
| NUMBER OF POINT SOURCE FILE RECORDS READ IN | 172 |
| NUMBER OF POINT SOURCE FILE RECORDS WRITTEN OUT | 175 |

Figure PST9-2 - continued. Sample Output (Page 3 of 9)

```
                    EIS FILE MAINTENANCE PROGRAM - TRANSACTION LISTING                                  PAGE     1

0619600530000000100000000000000000000022061960053000180065SMYTHE ENGINE COMPANY INC.                0025000035 02C
0619600530000000100000000000000000000042061960053000180065PLANT WILL START PRODUCTION 05/01/80                    04C
0619600530000000100011000000000000000013106196005300018006501431010102250022041907000105000021000003000433       13A
0619600530000000100011000000000000000014206196005300018006501PCLL 43101 ADDED 03/21/80                            14C
0619600530000000100012403001020200000022206196005300018006501403001020 2  ENGINE EXHAUST FUMES                   22C
0619600530000000100012403001020200000023006196005300018006501403001020 2  22104                                  23C
0619600530000000100012403001020200000024206196005300018006501403001020 2PCLLUTANT 22104 DELETED ON               24C
0619600530000000100012403001020200000025206196005300018006501403001020 2 03/21/80                                25C
0619600530000000100013000000000000020013010619600530018006501020 01LTHIS COMMENT ADDED 03/21/80                  30A
0619600530000000100013000000000000020213020619600530018006501020 21LPLANT NOW FOLLOWING GUIDELINES AS SET DOWN 12/14/7930C
0619600530000000100013000000000000020213020619600530018006501020 21R  WILL NOT BE CITED FOR VIOLATIONS            30C
0619600530000000100013000000000000020223010619600530018006501020 22LTHIS IS THE END OF THIS COMMENT               30A
0619600530000040100011000000000000000013006196005300418006501421 01                                               13D
0619600530000040100011000000000000000014206196005300418006501PCLL 42101 DELETED 03/21/80                          14C
0619600530000040100022302005010000000212061960053004180060                                    F                   21C
0619600530000040100022302005010000000232061960053004180061                 F 22104000002403                       23C
0619600530000040100022302005010000000232061960053004180060                 F 11101                                23C
0619600530000040100022302005010000000232061960053004180060                 F 42602                                23C
0619600530000040100022302005010000000232061960053004180060                 F 42101                                23C
0619600530000040100022302005020200000212061960053004180060                                    F                   21C
0619600530000040100022302005020200000232061960053004180060                 F 11101                                23C
0619600530000040100022302005020200000232061960053004180060                 F 42602                                23C
0619600530000040100022302005020200000232061960053004180060                 F 42101                                23C
0619600530000040100022302005020200000232061960053004180061                 F 22104000002403                       23C
0620040531127040100001230200501000000021206200405330418006 5                                                      01D
0620040531127040100001230200501000000021206200405330418006 0                                    F                   21C
0620040531127040100001230200501000000023206200405330418006 1                 F 22104000002403                       23C
0620040531127040100001230200501000000023206200405330418006 0                 F 11101                                23C
0620040531127040100001230200501000000023206200405330418006 0                 F 42101                                23C
0620040531127040100001230200501000000023206200405330418006 0                 F 42602                                23C
0620040531127040100001230200502020000021206200405330418006 0                                    F                   21C
0620040531127040100001230200502020000023206200405330418006 0                 F 42101                                23C
0620040531127040100001230200502020000023206200405330418006 0                 F 42602                                23C
0620040531127040100001230200502020000023206200405330418006 1                 F 22104000002403                       23C
0620040531127040100001230200502020000023206200405330418006 0                 F 11101                                23C
0620040531127040100022302005010000000212062004053304180060                                    F                   21C
0620040531127040100022302005010000000232062004053304180060                 F 11101                                23C
0620040531127040100022302005010000000232062004053304180060                 F 42101                                23C
0620040531127040100022302005010000000232062004053304180061                 F 22104000002403                       23C
0620040531127040100022302005010000000232062004053304180060                 F 42602                                23C
0620040531127040100022302005020200000212062004053304180060                                    F                   21C
0620040531127040100022302005020200000232062004053304180060                 F 11101                                23C
0620040531127040100022302005020200000232062004053304180061                 F 22104000002403                       23C
0620040531127330101272302005010000000212062004053304W180060                                    F                   21C
0620040531127330101272302005010000000232062004053304W180061                 F 22104000002403                       23C
0620040531127330101272302005010000000232062004053304W180060                 F 11101                                23C
0620040531127330101272302005010000000232062004053304W180060                 F 42602                                23C
```

Figure PST9-2 - continued. Sample Output

(Page 4 of 9)

```
0619600530000000100000000000000000000292  06196JJ5300018004701 12304PL-3175     001212PFRANKE SMYTHE  5919544376 9ENGINES  SYMTHE EN
0619600530000000100011000000000000000346  06196JJ530001800471010111141212454095557121210515152020303011054700137097009001001000000 1
0619600530000000100012403001010000000294  06196JJ530001800472014030010100123012000300000040005780230015 01BENGINE
0619600530000000100012403001020200000294  06196JJ530001800472014030010202123012000300000040000230120015 01BENGINE
0619600530000000100013000000000020210172  06196JJ530001800473010202 1SPLANT NOT FOLLOWING GUIDELINES AS SET DOWN 12/14/79 WILL BE CI
0619600530000000101271000000000000000346  06196JJ530001801131 1Q011114121245409555712121051515202030301105470013709700900100100000001
0619600530000000101272403001010000000294  06196JJ530001801132 1Q403001010012301200030000004000578023001501BENGINE
0619600530000000101272403001020200000294  06196JJ530001801132 1Q403001020212301200030000004000023012001501BENGINE
0619600530000000101273000000000020210172  06196JJ530001801133 1Q02021SPLANT NOT FOLLOWING GUIDELINES AS SET DOWN 12/14/79 WILL BE CI
0619600530000040100000000000000000000292  06196JJ5300418014701 12304PL-3175     001212PGEORGE SMYTHE  6919544376 9PLANTS   SYMTHE EN
0619600530000040100011000000000000000346  06196JJ530041801471010111141212454095557121210515152020303011054700137097009001001000000 1
0619600530000040100012403001010000000294  06196JJ530041801472011020230202123012000300000040001630560015 01CPLANTS
0619600530000040100012403001010000000294  06196JJ530041801472014030010100123012000300000040005780230015 01PPLANTS
0619600530000040100013000000000020210172  06196JJ530041801473010202 1SPLANT NOT FOLLOWING GUIDELINES AS SET DOWN 12/14/79 WILL BE CI
0619600530000040100021000000000000000346  06196JJ530041801481020111141212454095557121210515152020303011054700137097009001001000000 1
0619600530000040100022102023020100000246  06196JJ530041801492021020230201124 01 00396000925000163058009782CPLANT
0619600530000040100022206001970500000366  06196JJ530041801492022060019705200 01 00500000003000200    002902PPLANT
0619600530000040100022206001980500000222  06196JJ530041800232022060019805123023000400000002000       003701 PLANT
0619600530000040100022301032030100000222  06196JJ530041801492023010320301123023000400000003000       003701 PLANT
0619600530000040100022302002010100000318  06196JJ530041801492023020020101124010039600092500003481200 09782PPLANT
0619600530000040100022302002010500000342  06196JJ530041801492023020020105200010050000000300003481200 02901BPLANT
0619600530000040100022302002011000000294  06196JJ530041800232023020020110124 02 00300000004000       002901BPLANT
0619600530000040100022302005010000000294  06196JJ530041800232023020050100123012000300000040009122010015 01BPLANT
0619600530000040100022302005020200000294  06196JJ530041800232023020050202123012000300000040009122010015 01BPLANT
0619600530000040100022403001010100000582  06196JJ530041801492024030010101123013003000000400005780230025 01BPLANT
0619600530000040100022403001010200000318  06196JJ530041801492024030010102123023000400000030000000000370 1BPLANT
0619600530000040100022403001040100000222  06196JJ530041801492024030010401 12403 00020000010000       003701 PLANT
0619600530000040100022902020200100000246  06196JJ530041801492029020202001 12301 00300000040000       002502PPLANT
0619600530000040100022902020200200000246  06196JJ530041801492029020202002 12401 00040000009000       001502CPLANT
0619600530000040100022902020200300000222  06196JJ530041801492029020202003 12302 00004000050000       001502CPLANT
0619600530000040100023000000000020210172  06196JJ530041800233020202 1SPLANT NOT FOLLOWING GUIDELINES AS SET DOWN 12/14/79
0620040531127040100000000000000000000292  06200JJ53AQ4180147 01 12304PL-3175     001212PGEORGE SMYTHE  7919544376 9OIL ST   HANSON OI
0620040531127040100011000000000000000346  06200JJ53AQ4180147 1010111141212454095557121210515152020303011054700137097009001001000000 1
0620040531127040100012302005010000000294  06200JJ53AQ4180023201302005010012301200030000004000912201001501POIL ST
0620040531127040100012302005020200000294  06200JJ53AQ4180023201302005020212301200030000004000912201001501COIL ST
0620040531127040100013000000000020210172  06200JJ53AQ4180147 3010202 1SPLANT NOT FOLLOWING GUIDELINES AS SET DOWN 12/14/79 WILL BE CI
0620040531127040100021000000000000000346  06200JJ53AQ4180148 1020111141212454095557121210515152020303011054700137097009001001000000 1
0620040531127040100022302005010000000294  06200JJ53AQ4180023202302005010012301200030000004000912201001501BPLANT
0620040531127040100022302005020200000246  06200JJ53AQ4180023202302005020212301200030000004000912201001501BPLANT
0620040531127040100023000000000020210172  06200JJ53AQ4180148 3020202 1SPLANT NOT FOLLOWING GUIDELINES AS SET DOWN 12/14/79 WILL BE CI
0620040531127330100000000000000000000292  06200JJ53AQW1800470 1 12304PL-3175     001212PGEORGE SMYTHE  2919544376 9ENGINES  HANSON EN
0620040531127330101271000000000000000346  06200JJ53AQW1801131 1Q011114121245409555712121051515202030301105470013709700900100100000001
0620040531127330101272302005010000000294  06200JJ53AQW1800232 1Q302005010012301200030000004000912201001501BENGINE
0620040531127330101272302005020200000294  06200JJ53AQW1800232 1Q302005020212301200030000004000912201001501BENGINE
0620040531127330101273000000000020210172  06200JJ53AQW1801133 1Q02021SPLANT NOT FOLLOWING GUIDELINES AS SET DOWN 12/14/79 WILL BE CI
0620040531127330111121000000000000000346  06200JJ53AQW1803451 AB011114121245409555712121051515202030301105470013709700900100100000001
0620040531127330111122302005010000000294  06200JJ53AQW1800232 AB302005010012301200030000004000912201001501BENGINE
```

Figure PST9-2 - continued. Sample Output (Page 5 of 9)

```
0619600530000000100000000000000000000292  06196JJ5300018006501 12304PL-3175      001212PFRANKE SMYTHE  5919544376 9ENGINES  SMYTHE EN
0619600530000000100011000000000000000399  06196JJ530001800651010111141212454095557121210515152020303011054700137097009001001000000 1
0619600530000000100012403001010000000294  06196JJ530001800472014030010100123012000300000040005780230015 01BENGINE
0619600530000000100012403001020200000294  06196JJ530001800652014030010202123012000300000040000230120015 01BENGINE EXHAUST FUMES
0619600530000000100013000000000020010172  06196JJ530001800653010200 1ATHIS COMMENT ADDED 03/21/80
0619600530000000100013000000000020210172  06196JJ530001800653010202 1CPLANT NOW FOLLOWING GUIDELINES AS SET DOWN 12/14/79  WILL NOT
0619600530000000100013000000000020220172  06196JJ530001800653010202 2ATHIS IS THE END OF THIS COMMENT
0619600530000000101271000000000000000346  06196JJ530001801131100111141212454095557121210515152020303011054700137097009001001000000 1
0619600530000000101272403001010000000294  06196JJ530001801132104030010100123012000300000040005780230015 01BENGINE
0619600530000000101272403001020200000294  06196JJ530001801132104030010202123012000300000040000230120015 01BENGINE
0619600530000000101273000000000020210172  06196JJ530001801133100202 1SPLANT NOT FOLLOWING GUIDELINES AS SET DOWN 12/14/79 WILL BE CI
0619600530000040100000000000000000000292  06196JJ530041801470 1 12304PL-3175      001212PGEORGE SMYTHE  6919544376 9PLANTS   SYMTHE EN
0619600530000040100011000000000000000346  06196JJ530041800651010111141212454095557121210515152020303011054700137097009001001000000 1
0619600530000040100012102023020200000294  06196JJ530041801472011020230202123012000300000040001630580015 01CPLANTS
0619600530000040100012403001010000000294  06196JJ530041801472014030010100123012000300000040005780230015 01PPLANTS
0619600530000040100013000000000020210172  06196JJ530041801473010202 1SPLANT NOT FOLLOWING GUIDELINES AS SET DOWN 12/14/79 WILL BE CI
0619600530000040100021000000000000000346  06196JJ530041801481020111141212454095557121210515152020303011054700137097009001001000000 1
0619600530000040100022102023020100000246  06196JJ530041801492021020230201124 01 00396000925000163058009782CPLANT
0619600530000040100022206001970500000366  06196JJ530041801492022060019705200 01 00500000003000200    002902PPLANT
0619600530000040100022206001980500000222  06196JJ530041800232022060019805123023000400000002000       003701 PLANT
0619600530000040100022301032030100000222  06196JJ530041801492023010320301123023000400000003000       003701 PLANT
0619600530000040100022302002010100000318  06196JJ530041801492023020020101124010039600092500003481200097 82PPLANT
0619600530000040100022302002010500000342  06196JJ530041801492023020020105200010050000000300003481200029 01BPLANT
0619600530000040100022302002011000000294  06196JJ530041800232023020020110124 02 00300000004000       002901BPLANT
0619600530000040100022302005010000000294  06196JJ530041800602023020050100123012000300000040009122010015 01BPLANT
0619600530000040100022302005020200000294  06196JJ530041800612023020050202123012000300000040009122010015 01BPLANT
0619600530000040100022403001010100000582  06196JJ530041801492024030010101123013003000000400005780230025 01BPLANT
0619600530000040100022403001020000000318  06196JJ530041801492024030010102123023000400000003000000000003701BPLANT
0619600530000040100022403001040100000222  06196JJ530041801492024030010401124 03 00020000010000       003701 PLANT
0619600530000040100022902020200100000246  06196JJ530041801492029020202001123 01 00300000040000       002502PPLANT
0619600530000040100022902020200200000246  06196JJ530041801492029020202002124 01 00040000009000       001502CPLANT
0619600530000040100022902020200300000222  06196JJ530041801492029020202003123 02 00004000050000       001502CPLANT
0619600530000040100023000000000020210172  06196JJ530041800233020202 1SPLANT NOT FOLLOWING GUIDELINES &S SET DOWN 12/14/79
0620040531127040100000000000000000000292  06200JJ53A0418006501 12304PL-3175      001212PGEORGE SMYTHE  7919544376 9OIL ST   HANSON OI
0620040531127040100011000000000000000346  06200JJ53A0418014710101111141212454095557121210515152020303011054700137097009001001000000 1
0620040531127040100012302005010000000294  06200JJ53A0418002320130200501001230120003000000400091220100150 1POIL ST
0620040531127040100012302005020200000294  06200JJ53A0418002320130200502021230120003000000400091220100150 1COIL ST
0620040531127040100013000000000020210172  06200JJ53A0418014730102021DPLANT NOT FOLLOWING GUIDELINES AS SET DOWN 12/14/79 WILL BE CI
0620040531127040100021000000000000000346  06200JJ53A0418014810201111141212454095557121210515152020303011054700137097009001001000000 1
0620040531127040100022302005010000000294  06200JJ53A0418002320230200501001230120003000000400091220100150 1BPLANT
0620040531127040100022302005020200000246  06200JJ53A0418002320230200502021230120003000000400091220100150 1BPLANT
0620040531127040100023000000000020210172  06200JJ53A0418014830202021DPLANT NOT FOLLOWING GUIDELINES AS SET DOWN 12/14/79 WILL BE CI
0620040531127330100000000000000000000292  06200JJ53A0418004701 12304PL-3175      001212PGEORGE SMYTHE  2919544376 9ENGINES  HANSON EN
0620040531127330101271000000000000000346  06200JJ53A0418011311001111412124540955571212105151520203030110547001370970090010010000001
0620040531127330101272302005010000000294  06200JJ53A0418006021030200501001230120003000000400091220100150 1BENGINE
0620040531127330101272302005020200000294  06200JJ53A0418006021030200502021230120003000000400091220100150 1BENGINE
0620040531127330101273000000000020210172  06200JJ53A0418006531002021DPLANT NOT FOLLOWING GUIDELINES AS SET DOWN 12/14/79 WILL BE CI
```

Figure PST9-2 - continued. Sample Output (Page 6 of 9)

```
PROGRAM NAME: PRPMSTR (EP0210)
REVISION LEVEL: 1-00
LAST UPDATE #: P-1
DATE INCORPORATED: FEBRUARY 1, 1980


NUMBER OF SEGMENT 0 RECORDS PRINTED:        33
NUMBER OF SEGMENT 1 RECORDS PRINTED:        56
NUMBER OF SEGMENT 2 RECORDS PRINTED:        75
NUMBER OF SEGMENT 3 RECORDS PRINTED:        11
```

Figure PST9-2 - continued. Sample Output (Page 7 of 9)

```
        STATE COUNTY AQCR PLANT ID
          06   1960   053   0001

  DATE     SEGMENT   CONTROL  LOCAL                                                                  PRINCIPAL
YEAR DAY    TYPE     REGION   CONTROL   PLANT ID    CITY UTM ZONE OWNER     CONTACT        TELEPHONE   PRODUCT
 80  065     0         123       04     PL-3175      0012    12      P   FRANKE SMYTHE    5919544376   ENGINES

                                                   NUMBER OF   PROPERTY
ESTABLISHMENT NAME AND ADDRESS                ZIP  EMPLOYEES     AREA      MAILING ADDRESS                          ZIP
SMYTHE ENGINE COMPANY INC.                          0025      00003.5     RED OAKE, COLORADO

                                                     NEDS FLAG  PLANT FLAG  E I S   F L A G S
P7 PLANT COMMENT                                        P1         P7        1   2   3   4
PLANT WILL START PRODUCTION 05/01/80                     C          C        S   C   S   C

  DATE    SEGMENT POINT   USER              UTM COORDINATES    LATITUDE     LONGITUDE   ANNUAL THRUPUT   NORMAL OPERATING
YEAR DAY   TYPE    ID   POINT ID SIC  IPP HORIZONTAL VERTICAL DEG MIN SEC  DEG MIN SEC  DEC MAR JUN SEP  HR/D D/WK WK/YR
 80  065    1      01      011   1141 21    245.4     0955.5   71  21  21  051  51  52   02  03  03  01   10    5    47

BOILER   SPACE  S    T    A    C    K         D    A    T    A       COMP SCHED   COMP STATUS         CONTROL REGULATION
CAPACITY HEAT   HEIGHT DIAM TEMP FLOW RATE VELOCITY PLUME PNTS  COMP YEAR MONTH  YEAR MONTH DAY  ECAP REG 1 REG 2 REG 3
 00137    09.7   0090  01.0 0100  0000123    00130   0900          2   81    10    79   12    15   1      44    15    17

                                                     N E D S    F L A G S  POINT FLAG  E I S   F L A G S
P7 POINT COMMENT                                     P2  P3  P4  P5  PNCS      P7        11   12   14
POLL 43101 ADDED 03/21/80                             S   A   A   A            C         S    S    C

NUMBER OF  POLLUTANT CONTROL  CONTROL EQUIP ESTM CNTL        E  M  I  S  S  I  O  N  S              ESTM   TEST  EIS FLG
POLLUTANTS    ID      COST      PRI  SEC    EFFICIENCY ESTIMATE MEASURED ALLOWABLE POTENTIAL UNITS METHOD METHOD   13
    03        CO     00001.00   022  041       93.5     0000100  0000200  0000300              4      3      3      S
              TSP    00001.00   022  041       93.5     0000100  0000200  0000300              4      3      3      S
              HC     01022.50   022  041       93.7     0001050  0002100  0003000              4      3      3      A

  DATE    SEGMENT POINT     SCC      SCC SEG   BEC          FUEL -   MAX DESIGN  SULFUR    ASH    HEAT
YEAR DAY   TYPE    ID   I II III IV   NBR    NBR ID  UNITS PROCESS     RATE     CONTENT CONTENT CONTENT CONF SOURCE
 80  047    2      01   4 03 001 01    00    123 0.    2   0003000   0004.000    5.78     02.3   00150    1    B

                                                     NEDS FLAG  SCC FLAG  E I S   F L A G S
P7 SCC COMMENT                                          P6         P7       21  22  24  25
SCC LEFT COMMENT P7        SCC RIGHT P7 COMMENT          S          S        S   S   S   S

                          E F    NUMBER OF  POLLUTANT  EMISSION   ASH /  FACTOR EMISSIONS EIS FLAG
SOURCE DESCRIPTION       SOURCE  EMSN FCTR     ID       FACTOR    SULFUR  UNITS   APPORT      23
ENGINE                      B       04       NOX      000000.000           2                   S
                                             CO       000000.000           1     0000000       S
                                             22.04    000000.230           2                   S
                                             TSP      000000.000           1     0000000       S
```

Figure PST9-2 - continued. Sample Output

(Page 8 of 9)

```
          STATE COUNTY AQCR PLANT ID
            06   1960   053   0001

  DATE   SEGMENT POINT      SCC      SCC SEG   BEC          FUEL -   MAX DESIGN  SULFUR    ASH    HEAT
YEAR DAY   TYPE   ID   I II III IV   NBR   NBR ID  UNITS PROCESS      RATE     CONTENT CONTENT CONTENT CONF SOURCE
 80  065    2     01   4 03 001 02    02   123 01    2   0003000   0004.000     0.23     01.2   00150    1     B

                                                        NEDS FLAG  SCC FLAG  E I S   F L A G S
P7 SCC COMMENT                                            P6         P7       21  22  24  25
POLLUTANT 22104 DELETED ON 03/21/80                        C          C        S   C   C   C

                            E F    NUMBER OF  POLLUTANT  EMISSION   ASH /  FACTOR EMISSIONS EIS FLAG
SOURCE DESCRIPTION         SOURCE  EMSN FCTR     ID      FACTOR    SULFUR  UNITS   APPORT      23
ENGINE EXHAUST FUMES         B        04       TSP     000000.050    A       1    0000000      S
                                               NOX     000000.000            2                 S
                                               CO      000000.080    S       1    0000000      S
                                               22104   000000.100            2                 D
```

---



```
          STATE COUNTY AQCR PLANT ID
            06   1960   053   0001

SEGMENT POINT SEQ
  TYPE   ID   NBR
   3     01    02

 DATE  LINE  EIS  COMMENT
YR DAY  NBR FL 30
80 065  001   A   THIS COMMENT ADDED 03/21/80
80 065  021   C   PLANT NOW FOLLOWING GUIDELINES AS SET DOWN 12/14/79  WILL NOT BE CITED FOR VIOLATIONS
80 065  022   A   THIS IS THE END OF THIS COMMENT
```

Figure PST9-2 - continued. Sample Output (Page 9 of 9)

## EIS/PS Test 10

### Retrieve a Standard Answer File Using a COBOL Retrieval and Produce a Formatted Dump of the Answer File

In this test run, a standard answer file is retrieved from the EIS/PS master file using the cataloged procedure EPRTM30. This procedure executes PRTLNGP (EP0140), the retrieval language processor program; the COBOL compiler; the linkage editor; and the generated retrieval program, PRTGENR (EP0150). A formatted dump of the answer file is produced by using the cataloged procedure EPRPM30 which executes PRPDUMP (EP0220), the master file formatted dump program.

PRTLNGP (EP0140) is the first of two EIS/PS programs used to retrieve data from the EIS/PS master file. The second program is PRTGENR (EP0150), the program generated by PRTLNGP (EP0140).

PRTLNGP (EP0140) uses the retrieval skeleton program PRTSKEL, which is stored in a cataloged source library, and the user-supplied retrieval specification cards to build PRTGENR (EP0150), which is referred to as the generated retrieval program.

The retrieval specification cards consist of retrieval control cards and retrieval request cards. The control cards indicate the beginning and end of the retrieval specifications: a $$SELECT card indicates the beginning of the retrieval specifications and a $$END card indicates the end of the retrieval specifications. Retrieval request cards follow the $$SELECT card and can be written in either the EIS/PS retrieval language or in COBOL. These cards precisely identify the data to be retrieved from the master file.

The options allowed for PRTLNGP (EP0140) are entered on the first $$SELECT retrieval control card. The options specify whether the requests are written in the EIS/PS retrieval language or in COBOL, and the name of the COBOL copy member (if any). The format of the retrieval control card is illustrated in Figure PST10-1 and the definitions of the EIS/PS retrieval control card fields are provided in Figure PST10-2.

When the EIS/PS retrieval language is used, the user is allowed to select records from the EIS/PS master file based upon the value of specific fields in the master file records. The data names which can be used for these EIS/PS retrieval language requests are listed in Figure PST10-3. The EIS/PS retrieval language specifications are written in the format described in Figure PST10-4 and Figure PST10-5 provides definitions of the EIS/PS retrieval language specification fields. The EIS/PS retrieval specification load sheet is provided in Figure PST10-6.

If the COBOL language is used, the retrieval request cards are prepared according to COBOL rules for syntax and punctuation. Any retrieval that can be run using the EIS/PS retrieval language can also be run by specifying USER as the language keyword (see Figure PST10-1) and using the COBOL language, but nothing is gained in these retrievals by using COBOL when the EIS/PS retrieval language can be used. There are some retrievals which cannot be accomplished using the EIS/PS retrieval language. This is when COBOL retrievals become very beneficial. In addition to this test, Test 29 also demonstrates the use of COBOL retrievals.

PRTGENR (EP0150) is produced based on the retrieval specifications entered into PRTLNGP (EP0140). This generated retrieval program must be compiled and link edited before it is executed. When it is executed, it reads the EIS/PS master file and selects those records which satisfy the retrieval specifications that were entered into PRTLNGP (EP0140). If a record is selected, associated records will also be selected as follows:

Plant record field specified: If a plant record meets the retrieval criteria, it will be retrieved along with its associated point and SCC records. No comment records will be retrieved.

Point record field specified: If a point record qualifies, it will be retrieved with its associated plant and SCC records. Other points for the plant will be retrieved only if they qualify individually. No comment records will be retrieved.

SCC record field specified: If an SCC record qualifies, the associated plant, point, and all SCC's for the point will be retrieved. Other points for the plant will be retrieved only if they have associated

SCC's which meet the retrieval criteria. No comment records will be retrieved.

Comment record field specified: If a comment record qualifies, the associated plant, point, and all SCC records for the point will also be retrieved. Other points for the plant will be retrieved only if they have comment records and those comment records qualify.

The selected records are written to an output file which is referred to as an EIS/PS answer file. This file is only a subset of the master file; any changes made to the answer file during the retrieval process are not reflected in the master file. The answer file has the same format as the EIS/PS master file and may be used as input to any EIS/PS program which uses the master file as input.

For a description of PRPDUMP (EP0226), refer to Test 5.

The run stream for this test run contains the JCL needed for retrieving a standard answer file from an EIS/PS master file and producing a formatted dump of the answer file. This run stream is shown in Figure PST10-7 and the sample output produced by this test run is shown in Figure PST10-8.

The first cataloged procedure executed by this run stream is EPRTM30. Through the use of substitutable parameters, the input master file is specified as EPMSTR4 (created in Test 9) and the output answer file is named EPANS01. The user must supply the appropriate DD (data definition) information for the input retrieval specification card file in the COMPILE step.

The next cataloged procedure executed by this run stream is EPRPM30. A substitutable parameter is used to specify EPANS01 as the input master file.

| Record Position | Field Length | Description |
|---|---|---|
| 1 - 8 | 8 | Card Type |
| 9 | 1 | Unused |
| 10 - 13 | 4 | Language Keyword |
| 14 - 15 | 2 | Unused |
| 16 - 23 | 8 | COBOL Member Name |
| 24 - 80 | 57 | Unused |

Figure PST10-1. EIS/PS Retrieval Control Card

Card Type: Identifies the type of control card.

Valid Codes: $$SELECT - Specifies the beginning of a retrieval request.

$$END - Specifies the end of a retrieval request and must appear alone on the card.

Field Length: 8 characters

Language Keyword: Identifies the type of retrieval language to be used.

Valid Codes: USER - Indicates that the retrieval specifications will be COBOL language statements.

blank - Indicates that EIS/PS retrieval language specifications will be used.

Field Length: 4 characters

COBOL Member Name: Indicates the name of a COBOL copy member residing in a partitioned data set and containing COBOL language statements. A copy member can be used for USER retrievals.

Valid Codes: blank - Specifies that the COBOL retrieval statements will be placed after the $$SELECT card.

member name - Specifies the name of the member of an external source library where the COBOL retrieval statements reside. These COBOL statements must have been stored in the external source library under this member name prior to the execution of the retrieval.

Field Length: 8 characters

Figure PST10-2. Definition of EIS/PS Retrieval Control Card Fields

Valid Data Names for Retrieval (Plant Data)

The following list of names from the plant record can be referenced in either EIS/PS retrieval language specifications or COBOL language specifications:

| Data Name | Field Length | Data Name | Field Length |
|---|---|---|---|
| AQCR | 3 | RECORD-O-DAY | 3 |
| CITY | 4 | RECORD-O-YEAR | 2 |
| CONTACT | 15 | SEG-O-ID | 1 |
| COUNTY | 4 | STATE | 2 |
| DATE-OF-O-RECORD | 5 | TELEPHONE | 10 |
| LOCAL-CONTROL | 2 | USER-CONTROL-REGION | 3 |
| NUMBER-OF-EMPLOYEES | 4 | USER-PLANT-ID | 12 |
| OWNER | 1 | UTM-ZONE | 2 |
| PLANT-ID | 4 | | |
| PRINCIPAL-PRODUCT | 10 | | |
| PROPERTY-AREA | 6 | | |

The following two names from the plant record can be referenced only in COBOL language specifications:

ESTABLISHMENT
MAILING-ADDRESS

(Page 1 of 5)

Figure PST10-3. Valid Retrieval Data Names

Valid Data Names for Retrieval (Point Data)

The following list of names from the point record can be referenced in either EIS/PS retrieval language specification or COBOL language specifications:

| Data Name | Field Length | Data Name | Field Length | Data Name | Field Length |
|---|---|---|---|---|---|
| ANNUAL-THRUPUT | 8 | LATITUDE-DEGREE | 2 | SCHEDULE-MONTH | 2 |
| BOILER-DESIGN-CAPACITY | 5 | LATITUDE-MINUTE | 2 | SCHEDULE-YEAR | 2 |
| COMPLIANCE-SCHEDULE | 4 | LATITUDE-SECOND | 2 | SEG-1-ID | 1 |
| COMPLIANCE-STATUS | 1 | LONGITUDE | 7 | SEP-NOV | 2 |
| COMPLIANCE-STATUS-UPDATE | 6 | LONGITUDE-DEGREE | 2 | SIC | 4 |
| CONTROL-REGULATIONS | 12 | LONGITUDE-MINUTE | 2 | SPACE-HEAT | 3 |
| DATE-OF-1-RECORD | 5 | LONGITUDE-SECOND | 2 | STATUS-DAY | 2 |
| DAY-WEEK | 1 | MAR-MAY | 2 | STATUS-MONTH | 2 |
| DEC-FEB | 2 | NBR-OF-POLLUTANTS | 2 | STATUS-YEAR | 2 |
| DIAMETER | 3 | NEDS-POINT-ID | 2 | TEMPERATURE | 4 |
| ECAP | 1 | NORMAL-OPERATING | 5 | USER-POINT-ID | 3 |
| FLOW-RATE | 7 | PLUME | 4 | UTM-COORDINATES | 9 |
| HEIGHT | 4 | POINTS-PER-STACK | 4 | VELOCITY | 5 |
| HORIZONTAL | 4 | RECORD-1-DAY | 3 | VERTICAL | 5 |
| HOURS-DAY | 2 | RECORD-1-YEAR | 2 | WEEK-YEAR | 2 |
| IPP | 2 | REG-1 | 4 | | |
| JUN-AUG | 2 | REG-2 | 4 | | |
| LATITUDE | 6 | REG-3 | 4 | | |

(Page 2 of 5)

Figure PST10-3 - continued. Valid Retrieval Data Names

Valid Data Names for Retrieval (Repeating Data)

The following list of names from the repeating portion of the point record can be referenced in either EIS/PS retrieval language specifications or COBOL language specifications:

| Data Name | Field Length | Data Name | Field Length |
|---|---|---|---|
| ALLOWABLE | 7 | ESTIMATION-METHOD | 1 |
| CNTL-EQUIP-COST | 7 | MEASURED | 7 |
| CONTROL-EQUIPMENT | 6 | POLLUTANT-ID | 5 |
| | | POTENTIAL | 7 |
| EMISSION-UNITS | 1 | PRIMARY-CNTL | 3 |
| EST-CONTROL-EFF | 3 | SECONDARY-CNTL | 3 |
| ESTIMATES | 7 | TEST-METHOD | 1 |

(Page 3 of 5)

Figure PST10-3 - continued. Valid Retrieval Data Names

Valid Data Names for Retrieval (SCC Data)

The following list of names from the SCC record can be referenced in either EIS/PS retrieval language specifications or COBOL language specifications:

| Data Name | Field Length | Data Name | Field Length |
|---|---|---|---|
| ASH-CONTENT | 3 | RECORD-2-DAY | 2 |
| BEC | 5 | SCC | 8 |
| BEC-ID | 2 | SCC-I | 1 |
| BEC-NUMBER | 3 | SCC-II | 2 |
| CONFIDENTIALITY | 1 | SCC-III | 3 |
| DATE-OF-2-RECORD | 5 | SCC-IV | 2 |
| EMISSION-FACTOR-SOURCE | 1 | SCC-SEQ-NBR | 2 |
| FUEL-PROCESS-RATE | 7 | SEG-2-ID | 1 |
| FUEL-UNITS | 1 | SEG-2-POINT-ID | 2 |
| HEAT-CONTENT | 5 | SOURCE-CODE | 1 |
| MAX-DESIGN-RATE | 7 | SOURCE-DESCRIPTION | 25 |
| NUMBER-OF-EF | 2 | SULFUR-CONTENT | 3 |
| RECORD-2-YEAR | 2 | | |

(Page 4 of 5)

Figure PST10-3-c - continued. Valid Retrieval Data Names

Valid Data Names for Retrieval (Comment Data)

The following list of names from the comment record can be referenced in either EIS/PS retrieval language specifications or COBOL language specifications:

| Data Name | Field Length |
|---|---|
| DATE-OF-3-RECORD | 5 |
| LINE-NUMBER | 3 |
| RECORD-3-DAY | 3 |
| RECORD-3-YEAR | 2 |
| PNR-SEQ-NBR | 2 |
| SEG-3-ID | 1 |
| SEG-3-POINT-ID | 2 |

The following three names from the comment record can be referenced only in COBOL language specifications:

| | |
|---|---|
| COMMENT-L | COMMENTS |
| COMMENT-R | |

(Page 5 of 5)

Figure PST10-3 - continued. Valid Retrieval Data Names

| Record Position | Field Length | Description |
|---|---|---|
| 1 - 31 | 31 | Subject Name |
| 32 | 1 | Unused |
| 33 | 1 | Negation Flag |
| 34 | 1 | Unused |
| 35 | 1 | Relational Operator |
| 36 | 1 | Unused |
| 37 - 67 | 31 | Object Name |
| 68 | 1 | Unused |
| 69 - 71 | 3 | Boolean Operator |
| 72 - 80 | 9 | Unused |

Figure PST10-4. Format for EIS/PS Retrieval Language Specifications

Subject Name: Specifies the name of the field in the EIS/PS master file record to be compared with the literal or the master file field name specified by the object name.

Valid Codes: Only those fields listed in Figure PST10-3 can be used. The spelling, including hyphen, must match exactly.

Field Length: 31 characters

Negation Flag: Indicates whether or not the Boolean NOT condition is in effect.

Valid Codes: N - Boolean NOT is in effect.
blank - Boolean NOT is not in effect.

Field Length: 1 character

Relational Operator: Indicates the relationship to be tested between the subject name and the object name.

Valid Codes: = - equal
< - less than
> - greater than

Field Length: 1 character

Object Name: A literal to be compared against the master file field specified by the subject name, or the name of a master file field (not in apostrophes) to be compared against the master file field specified by the subject name (e.g., subject name = object name).

Valid Codes: If a literal is used, it must be enclosed in apostrophes. The length of the literal must be exactly the same as the field length of the data name being compared (see Figure PST10-3). If the

(Page 1 of 2)

Figure PST10-5. Definition of EIS/PS Retrieval Language Specification Fields

name of a field from the master file is used, it must match exactly one of the names listed in Figure PST10-3. <u>However, it must not be enclosed in apostrophes</u>.

Field Length: 31 characters

Boolean Operator: Identifies the type of connector used between the relationship specified on this control card and that specified on the next card.

Valid Codes: AND - Indicates that both relationships must be true in order for the entire relationship to be true.

OR - Indicates that if either relationship is true, the entire relationship is true.

blank - Indicates that there is no connector, and therefore, that there is no further specification.

Field Length: 3 characters

(Page 2 of 2)

Figure PST10-5 - continued. Definition of EIS/PS Retrieval Language Specification Fields

AGENCY _____

SEE BACK OF FORM FOR VALID CODES

**EMISSIONS INVENTORY SYSTEM / POINT SOURCE (EIS / PS)**
**COMPREHENSIVE DATA HANDLING SYSTEM (CDHS)**
**RETRIEVAL SPECIFICATIONS**

BY _____
DATE _____
PAGE _____ OF _____

| | USER KEYWORD | COPY MEMBER NAME |
|---|---|---|
| 1 – 8 | 10 – 13 | 16 – 23 |
| $ $ S E L E C T | | |

| SUBJECT NAME | N F | R O | OBJECT NAME (LITERALS MUST BE ENCLOSED IN SINGLE QUOTES) | B O |
|---|---|---|---|---|
| 1 – 31 | 33 | 35 | 37 – 67 | 69 – 71 |
| | | | | |

| |
|---|
| 1 – 5 |
| $ $ E N D |

Figure PST10-6. EIS/PS Retrieval Specification Load Sheet

```
//PSTEST10 JOB     (ACCOUNTING INFO)
//*
//*    RETRIEVE AN ANSWER FILE USING A COBOL RETRIEVAL AND PRODUCE
//*    A FORMATTED DUMP OF THE ANSWER FILE
//*
//TEST10A EXEC EPRTM30,
//        MSTRFIL=EPMSTR4,
//        ANSWRFL=EPANS01
//*
//*    RETRIEVE THE ANSWER FILE FROM THE MASTER FILE PRODUCED IN
//*    TEST 9 USING IN-LINE COBOL SPECIFICATIONS
//*
//COMPILE.INPUT DD *
$$SELECT USER
          QUALIFY-RECORDS.
            IF ESTABLISHMENT IS EQUAL TO 'HANSON'   OR
              MAILING-ADDRESS IS EQUAL TO 'RED OAKE' OR
              (COMMENT-L IS NOT EQUAL TO ' '         AND
              LINE-NUMBER IS EQUAL TO '001')
              MOVE TRUE TO QUALIFICATION-ACHIEVED-SW.
          QUALIFY-RECORDS-END.
            EXIT.
        SET-QUALIFICATION-LEVEL SECTION.
          SET-QUAL-LEVEL.
            MOVE REQUIRE-3-QUAL TO QUALIFICATION-REQUIRED.
          SET-QUAL-LEVEL-END.
            EXIT.
$$END
//TEST10B  EXEC EPPPM30,
//        MSTRFIL=EPANS01
//*
//*    PRODUCE THE FORMATTED DUMP OF THE ANSWER FILE
//*
```

Figure PST10-7. Run Stream

```
PROGRAM NAME: PRTLNGP (EP0140)
REVISION LEVEL: 1-00
LAST UPDATE #: P-1
DATE INCORPORATED: FEBRUARY 1, 1980


INPUT (CONTROL CARDS)

$$SELECT USER

         QUALIFY-RECORDS.

           IF ESTABLISHMENT IS EQUAL TO 'HANSON'   OR

             MAILING-ADDRESS IS EQUAL TO 'RED OAKE' OR

             (COMMENT-L IS NOT EQUAL TO ' '        AND

             LINE-NUMBER IS EQUAL TO '001')

             MOVE TRUE TO QUALIFICATION-ACHIEVED-SW.

         QUALIFY-RECORDS-END.

           EXIT.

        SET-QUALIFICATION-LEVEL SECTION.

         SET-QUAL-LEVEL.

           MOVE REQUIRE-3-QUAL TO QUALIFICATION-REQUIRED.

         SET-QUAL-LEVEL-END.

           EXIT.

$$END


NUMBER OF CONTROL CARDS READ:      15
NUMBER OF ERRORS DETECTED:          0
```

Figure PST10-8. Sample Output (Page 1 of 4)

```
PROGRAM NAME: PRTGENR (EP0150)
REVISION LEVEL: 1-00
LAST UPDATE #: P-1
DATE INCORPORATED: FEBRUARY 1, 1980


NUMBER OF MASTER FILE RECORDS READ:        175
NUMBER OF ANSWER FILE RECORDS WRITTEN:       9
NUMBER OF ERRORS DETECTED:                   0
```

Figure PST10-8 - continued. Sample Output (Page 2 of 4)

PROGRAM NAME: PRPDUMP (EP0220)
REVISION LEVEL: 1-00
LAST UPDATE #: P-1
DATE INCORPORATED: FEBRUARY 1, 1980

| | |
|---|---|
| PLANT (SEGMENT 0) RECORD COUNT: | 2 |
| POINT SOURCE (SEGMENT 1) RECORD COUNT: | 2 |
| POINT SOURCE POLLUTANT COUNT: | 8 |
| MACHINE PROCESS (SEGMENT 2) RECORD COUNT: | 3 |
| MACHINE PROCESS POLLUTANT COUNT: | 13 |
| PERMITS & REGISTRATION (SEGMENT 3) RECORD COUNT: | 2 |
| AVERAGE NUMBER OF POINT SOURCES PER PLANT: | 1.0 |
| AVERAGE NUMBER OF POLLUTANTS PER POINT SOURCE: | 4.0 |
| AVERAGE NUMBER OF MACHINE PROCESSES PER POINT SOURCE: | 1.5 |
| AVERAGE NUMBER OF POLLUTANTS PER MACHINE PROCESS: | 4.3 |
| AVERAGE NUMBER OF PERMITS & REGISTRATION SEGMENTS PER POINT SOURCE: | 1.0 |
| TOTAL NUMBER OF RECORDS READ: | 9 |
| NUMBER OF ERRORS DETECTED: | 0 |
| NUMBER OF PAGES IN REPORT: | 2 |

Figure PST10-8 - continued. Sample Output (Page 3 of 4)

```
-----------------------------------------------------------------------------------------------------------------------------
PLANT #     1                                                                                KEY=06196005300000001000000000000000000000292
ST/CD=06 CY/CD=1960 AQCR/#=053 PL/ID=0001 DT=80065 USR/CNTL/RG=123 LCL/CNTL=04 USR/PL/ID=PL-3175      CTY=0012 UTM/ZN=12 OWRSHP=P
CNTCT=FRANKE SMYTHE   PHN=5919544376 NM/ADDR=SMYTHE ENGINE COMPANY INC.                    PRD=9ENGINES   EMP=0025 AREA=000035
MLG/ADDR=RED OAKE, COLORADO                                  P1/FL=C P7/CMTS=PLANT WILL START PRODUCTION 05/01/80
P7/FL=C EIS FLAGS:  1=S 2=C 3=S 4=C
-----------------------------------------------------------------------------------------------------------------------------
   POINT SOURCE  01                                                                           KEY=06196005300000001000110000000000000000399
    SEG/DT=80065 USR/PT/ID=011 SIC/CD=1141 IPP/CD=21 UTM/HORZ=2454 UTM/VERT=09555 LAT=712121 LNG=0515152 THRPT=02030301
    NRML/OPER=10547 BOLR/CAPC=00137 SPC/HT=097 STCK/HGHT=0090 STCK/DIAM=010 STCK/TMP=0100 FLW/RT=0000123 VLOCTY=00150 PLM/HGHT=0900
    PTS/CM/STK=     COMPLCE/STAT=2 COMPLCE/SCH=8110 COMPLCE/UPD=791215 ECAP=1 CNTRL/REGUL=  44  15  17 P2-P5/FLGS=SAAA PWCS/FL=
    P7/CMTS=POLL 43101 ADDED 03/21/80                                P7/FL=C EIS FLAGS:  11=S 12=S 14=C #/POLL=03
    **  POLL/ID  EQP/CST  PRI/EQP  SEC/EQP  CNTL/EF  EMIS/EST  EMIS/MEAS  ALLOW/EMIS  UNCNTL/EMIS  EM/UTS EST/MT TS/MT EIS/FL/13  **
    **   42101   0000100    022      041      985    0000100    0000200    0000300                   4      3      3       S      **
    **   11101   0000100    022      041      985    0000100    0000200    0000300                   4      3      3       S      **
    **   43101   0102250    022      041      907    0001050    0002100    0003000                   4      3      3       A      **
-----------------------------------------------------------------------------------------------------------------------------
       SCC   40300101    SEQ NBR  00                                                          KEY=06196005300000001000124030010100000000294
        SEG/DT=80047 BEC=12301 FUEL/UTS=2 FUEL/PRC=0003000 MAX/DESGN=0004000 SUL/CT=578 ASH/CT=023 HEAT/CT=00150 CNFD/DT=1 SC/CD=B
        SC/DSC=ENGINE                    E/F/SC=B P6/FL=S P7/CMTS=SCC LEFT COMMENT P7       SCC RIGHT P7 COMMENT       P7/FL=S
        EIS/FLAGS:  21=S 22=S 24=S 25=S                                                                                  #/E/F=04
        ** POLL/ID  EMIS/FCTR A/S/CD E/F/UTS APPRT/EMIS EIS/FL/23          POLL/ID  EMIS/FCTR A/S/CD E/F/UTS APPRT/EMIS EIS/FL/23 **
        **  42602   000000000          2                   S                 42101   000000000          1      0000000      S      **
        **  22104   000000230          2                   S                 11101   000000000          1      0000000      S      **
-----------------------------------------------------------------------------------------------------------------------------
       SCC   40300102    SEQ NBR  02                                                          KEY=06196005300000001000124030010202000000294
        SEG/DT=80065 BEC=12301 FUEL/UTS=2 FUEL/PRC=0003000 MAX/DESGN=0004000 SUL/CT=023 ASH/CT=012 HEAT/CT=00150 CNFD/DT=1 SC/CD=B
        SC/DSC=ENGINE EXHAUST FUMES      E/F/SC=B P6/FL=C P7/CMTS=POLLUTANT 22104 DELETED ON 03/21/80                P7/FL=C
        EIS/FLAGS:  21=S 22=C 24=C 25=C                                                                                  #/E/F=04
        ** POLL/ID  EMIS/FCTR A/S/CD E/F/UTS APPRT/EMIS EIS/FL/23          POLL/ID  EMIS/FCTR A/S/CD E/F/UTS APPRT/EMIS EIS/FL/23 **
        **  11101   000000050   A       1      0000000      S                 42602   000000000          2                   S      **
        **  42101   000000080   S       1      0000000      S                 22104   000000100          2                   D      **
-----------------------------------------------------------------------------------------------------------------------------
       PERMITS & REGISTRATION 02                                                                  KEY=06196005300000001000130000000000020010172
                                                                                                                              EIS **
        **  SEG  LINE                                                                                                        FLAG **
        **  DATE  NBR                                                                                                         30  **
        ** 80065    1  THIS COMMENT ADDED 03/21/80                                                                            A  **
-----------------------------------------------------------------------------------------------------------------------------
PLANT #     2                                                                                KEY=18006022400000003000000000000000000000292
ST/CD=18 CY/CD=0060 AQCR/#=224 PL/ID=0003 DT=80065 USR/CNTL/RG=    LCL/CNTL=   USR/PL/ID=              CTY=0680 UTM/ZN=17 OWRSHP=S
CNTCT=J C TEMPLEMA    PHN=9195551212 NM/ADDR=UNIV NC JEFFERSON PK AV & C&O RR TRACKS          PRD=           EMP=     AREA=
MLG/ADDR=2800 PARK AVENUE, JEFFERSON N.C.                    P1/FL=S P7/CMTS=ADDRESS & PHONE NUMBER ADDED 03/21/80
P7/FL=C EIS FLAGS:  1=C 2=S 3=C 4=C
```

Figure PST10-8 - continued. Sample Output (Page 4 of 4)

## EIS/PS Test 11

### Submit Annual Report in EIS/PS Format

In this test run, EIS/PS master file internal transactions are generated from the EIS/PS master file in order to submit the data that has been added, changed, or deleted since the last execution of PRPENTR (EP0200) to the appropriate agency. The cataloged procedure EPRPM10 is used to execute PRPENTR (EP0200), the annual report program.

In Test 6 PRPENTR (EP0200) was used to submit an annual report to NEDS by generating NEDS transactions. In this test EIS/PS internal transactions are generated by the annual report program. This is accomplished by specifying POINT on the option card. For a description of PRPENTR (EP0200) refer to Test 6.

The run stream for this test run contains the JCL needed for submitting EIS/PS master file data to the appropriate agency by generating EIS/PS internal transactions. This run stream is shown in Figure PST11-1.

The cataloged procedure executed by this run stream is EPRPM10. By using substitutable parameters, the input master file is specified as EPMSTR4 (created in Test 9), the output master file is named EPMSTR5, and the output EIS/PS internal transaction file is named EPPSTRN. The user must supply the DD (data definition) information for the option card file in the REPORT step. The options specified in this test run are POINT, NOFLAGW, and NOLIST. Notice that when EIS/PS internal transactions are being generated the NEDS transaction file EPSNDTR <u>must</u> be a dummy file in the REPORT step. The sample output produced by this run stream is shown in Figure PST11-2.

```
//PSTEST11 JOB     (ACCOUNTING INFO)
//*
//*    SUBMIT AN ANNUAL REPORT IN EIS/PS MODE
//*
//TEST11A EXEC EPRPM10,
//        OLDMSTR=EPMSTR4,
//        NEWMSTR=EPMSTR5,
//        TRANFL2=EPPSTRN
//*
//*    PRODUCE EIS/PS INTERNAL TRANSACTIONS FOR THE
//*    ANNUAL REPORT
//*
//REPORT.EPSNDTR DD DUMMY
//REPORT.OPTIONS DD *
POINT NOFLAGW NOLIST
```

Figure PST11-1. Run Stream

```
PROGRAM NAME: PKPENTR (EP0200)
REVISION LEVEL: 1-00
LAST UPDATE #: P-1
DATE INCORPORATED: FEBRUARY 1, 1980

OPTION CARD: POINT NOFLAGW NOLIST

INPUT EIS/PS MASTER FILE COUNT:          175
OUTPUT EIS/PS MASTER FILE COUNT:         162
RECORDS DELETED FROM MASTER FILE:         13
POINT OUTPUT TRANSACTIONS COUNT:          45
   ADD TRANSACTIONS COUNT:                 7
   CHANGE TRANSACTIONS COUNT:             32
   DELETE TRANSACTIONS COUNT:              6
NUMBER OF ERROR MESSAGES:                  0
NUMBER OF WARNING MESSAGES:                0
NUMBER OF CONDITIONAL MESSAGES:            0
NUMBER OF ABORT MESSAGES:                  0
NUMBER OF DISASTER MESSAGES:               0
```

Figure PST11-2. Sample Output

EIS/PS Test 12

Produce the Master File Emissions Projection

In this test an emissions projection is made on the EIS/PS master file using the cataloged procedure EPRPM50 which executes PRPEPRJ (EP0250), the master file emissions projection program.

PRPEPRJ (EP0250) calculates projected emissions for the five criteria pollutants (TSP, $SO_2$, $NO_x$, HC and CO) using the EIS/PS master file as input and produces an emissions projection file in master file format containing the projected emissions. The calculations made are based on the projection information entered by control cards. Depending on the type of control cards supplied by the user, projections may be made by SCC, by plant/point combinations, or for all records (by a fixed percentage).

The output projection file contains all segment 0, segment 1, and segment 2 records from the input master file. The segment 0 records are output unchanged. The projected value of the emissions estimate is changed in any segment 1 record which meets the specifications set forth in the control cards; otherwise, the emissions are the same as those in the input file. If the SCC option (option 2) has been specified, information from the SCC control cards will replace the incoming information from the input master file in the segment 1 and segment 2 records for the selected SCC's.

Whenever projected values are calculated for emissions, the uncontrolled emissions (those emissions that would occur if their associated control device efficiencies were zero) are calculated. The values for the uncontrolled emissions are stored in the corresponding EMISSIONS-POTENTIAL fields of the output segment 1 records.

A segment 3 record is generated for each plant (segment 0) in which emissions have been projected. If no emissions were changed for a plant, a check is made on the segment 3 records. If a segment 3 record was produced by an earlier run on the emissions projection program, it will be output; otherwise, no segment 3 record will be written to the projection file for that plant. The generated segment 3 record indicates which type of projection was

run. In addition, header records with keys containing all zeroes are output to indicate that the file was created by the emissions projection program.

When a point has been selected for projection, calculations are performed on all specified SCC's related to that point regardless of the estimation method. Therefore, it is possible that the calculated values may differ greatly from the present values if the present estimation method is not 3. If the control device efficiently is missing from the input file record, a value of zero will be used and the calculation will be performed.

There are three types of control cards available for use with the emissions projection program. A type-1 control card will cause projected emissions to be calculated for the five criteria pollutants associated with each point in every plant in the master file. These projected emissions are a fixed percentage increase or decrease of the emissions presently in the input master file. The user must code ALL in columns 1 through 3 of the control card. If the projection is to be a fixed percentage decrease, a minus sign must be coded in column 5; otherwise, the projection will be a fixed percentage increase. The percentage of change is coded in columns 6 through 8 and can be any value from 000 to 899; however, the value must not be greater than 099 if the sign is negative. Finally, a '1' must be coded in column 80 to indicate the card type.

Type-2 control cards allow the user to modify the fuel process rate, ash and sulfur content, and control device efficiency for selected SCC's. Modifications can be made to these data fields by coding actual values or by specifying change percentages on the control card. However, in no case is the resultant percentage allowed to be less than 0 for these fields; and, the calculated values for ash content, sulfur content, and control device efficiency must not be greater than 99.9, 9.99, and .999, respectively. If any one of these values exceeds its maximum, that field will be left unchanged and no calculations will be performed. Also, coding an actual value for a field excludes the possibility of coding a change for that field. Similarly, to use a change field on the control card, one must not code an actual value for that same element. The SCC number must be coded in columns 1 through 8 of the card. To indicate the card type, a '2' must be coded in column 80.

To replace the fuel process rate in the corresponding input segment 2 record with a new value, code the value in columns 10 through 16. To change the fuel process rate by a percentage, code the percentage in columns 19 through 21. The format for this field contains an implied decimal point with one digit to the left and two digits to the right. Therefore, the user should include any necessary leading or trailing zeroes, but should not code a decimal point. If the change is a decrease, a minus sign must be coded in column 18.

To replace the ash content in the corresponding input segment 2 record with a new value, code the value in columns 23 through 25 of the control card. To change the ash content by adding a value, code the value in columns 28 through 30. If the change is a decrease, a minus sign must be coded in column 27. The formats for both the actual value field and the change field have implied decimal points with two digits to the left and one digit to the right. Therefore, the user should include any necessary leading or trailing zeroes, but should not code a decimal point.

To replace the sulfur content in the corresponding input segment 2 record with a new value, code the value in columns 32 through 34 of the control card. To change the sulfur content by adding a value, code the value in columns 37 through 39. If the change is a decrease, code a minus sign in column 36. The formats for both the actual value field and the change field have implied decimal points with one digit to the left and two digits to the right. Therefore, the user should include any necessary leading or trailing zeroes, but should not code a decimal point.

To replace the control device efficiency in the corresponding input segment 1 record with a new value, code the value in columns 41 through 43 of the control card. To change the control device efficiency by adding a value, code the value in columns 46 through 48. If the change is a decrease, code a minus sign in column 45. The formats for both the actual value field and the change field contain implied decimal points with all three digits to the right. Therefore the user should include any necessary leading or trailing zeroes, but should not code a decimal point. Since there is a control device

efficiency for each pollutant in a segment 1 record, the control device efficiencies for all criteria pollutants in that record will be replaced by the value on the control card. In the case where a change is indicated on the control card, the control device efficiencies will be modified by that value.

Type-3 control cards allow the user to change the emissions by a fixed percentage increase or decrease for selected plant/point combinations. To specify a selected plant/point combination, the user must code the state code in columns 1 and 2, the county code in columns 3 through 6, the AQCR code in columns 7 through 9, the plant code in columns 10 through 13, and the point code in columns 14 and 15. The point identification used on the control card is the NEDS point identification. The fixed percentage change is coded in columns 18 through 20 and has the same value limits as the fixed percentage on a type-1 control card. If the change is a decrease, a minus sign must be coded in column 17. The user can shut down a point completely by coding 'OFF' in columns 18 through 20. When this action is taken, the emissions estimates for that point are changed to zero and no projected emissions are calculated. A '3' must be coded in column 80 to indicate the card type.

Only one type of control card can be entered in a single run. One type-1 (fixed change - all plants) control card can be entered. A maximum of 50 type-2 (SCC specific) control cards, each with a different SCC number, can be entered. A maximum of 50 type-3 (plant/point) control cards, each with a different plant/point combination, can be entered.

PRPEPRJ (EP0250) also produces a summary report which shows the emissions by point for the current five criteria pollutants. Both controlled and potential amounts are listed for the present and projected emissions. The summary report has page breaks on plant, county, state and AQCR. At each of these breaks totals are printed, unless only one entry has occurred since the last break. If only one state and AQCR occur in the master file, the totals printed at the end of the report will be for the last county and then the entire file since the emissions totals will be the same for the state and AQCR. Total emissions for the entire file are also printed.

The run stream for this test run contains the JCL needed to produce an emissions projection of the master file. This run stream is shown in Figure PST12-1.

The cataloged procedure executed by this run stream is EPRPM50. Substitutable parameters are used to specify the input master file as EPMSTR5 (created in Test 11) and the projected master file as PRJFIL1. The DD (data definition) information for the option card file in the PROJCT step must be supplied by the user. The options used in this test are ALL and +010. Refer to Figure PST12-2 for the sample output produced by this test run.

```
//PSTEST12 JOB     (ACCOUNTING INFO)
//*
//*   PRODUCE THE MASTER FILE EMISSIONS PROJECTION
//*
//TEST12A EXEC EPRPR50,
//       MSTRFIL=EPMSTR5,
//       PROJFIL=PRJFIL1
//*
//*   GENERATE EMISSIONS PROJECTIONS FOR THE MASTER FILE
//*   CREATED IN TEST 11
//*
//PROJCT.OPTION DD *
ALL +010                                                                1
```

Figure PST12-1. Run Stream

```
                    EIS/PS MASTER FILE EMISSIONS PROJECTION PROGRAM  -  DIAGNOSTIC REPORT                    PAGE     1

PROGRAM NAME: PRPEPRJ (EP0250)
REVISION LEVEL: 1-00
LAST UPDATE #: P-1
DATE INCORPORATED: FEBRUARY 1, 1980

OPTION CARD          FIXED OPTION USED - ALL PLANTS

   % INC                                                                                  OPTION TYPE
ALL +010                                                                                      1

OPTION COUNT       1      VALID OPTIONS      1



INPUT RECORD COUNT:       162
          SEGMENT 0:       32
          SEGMENT 1:       53
          SEGMENT 2:       69
          SEGMENT 3:        8
OUTPUT RECORD COUNT:      186
          SEGMENT 0:       33
          SEGMENT 1:       54
          SEGMENT 2:       69
          SEGMENT 3:       30
NUMBER OF CONDITIONAL MESSAGES:        0
NUMBER OF ERROR MESSAGES:              0
NUMBER OF ABORT MESSAGES:              0

COUNT OF POLLUTANT IDS BY EST METHOD    METHOD    NUMBER OF POLLUTANT IDS

                                            0        36
                                            1         9
                                            2         6
                                            3       143
                                            4         6
                                            5         5
                                            6         0
                                            7        15
                                        OTHER        32
```

Figure PST12-2. Sample Output

(Page 1 of 3)

| | STATE | COUNTY | AQCR | PLANT | POINT | POLL-ID | EMISSIONS - TONS PER YEAR: BASELINE MASTER FILE CONTROLLED | BASELINE MASTER FILE POTENTIAL | PROJECTED FILE # 1 CONTROLLED | PROJECTED FILE # 1 POTENTIAL |
|---|---|---|---|---|---|---|---|---|---|---|
| | 06 | 1960 | 053 | 0001 | 01 | TSP-11101 | 100 | 6,667 | 110 | 7,333 |
| | | | | | | CO -42101 | 100 | 6,667 | 110 | 7,333 |
| | | | | | | SO2-42401 | 0 | 0 | 0 | 0 |
| | | | | | | NOX-42602 | 0 | 0 | 0 | 0 |
| | | | | | | HC -43101 | 1,050 | 11,290 | 1,155 | 12,419 |
| | 06 | 1960 | 053 | 0001 | 10 | TSP-11101 | 100 | 6,667 | 110 | 7,333 |
| | | | | | | CO -42101 | 100 | 6,667 | 110 | 7,333 |
| | | | | | | SO2-42401 | 0 | 0 | 0 | 0 |
| | | | | | | NOX-42602 | 0 | 0 | 0 | 0 |
| | | | | | | HC -43101 | 0 | 0 | 0 | 0 |
| TOTAL | 06 | 1960 | 053 | 0001 | | TSP-11101 | 200 | 13,334 | 220 | 14,666 |
| | | | | | | CO -42101 | 200 | 13,334 | 220 | 14,666 |
| | | | | | | SO2-42401 | 0 | 0 | 0 | 0 |
| | | | | | | NOX-42602 | 0 | 0 | 0 | 0 |
| | | | | | | HC -43101 | 1,050 | 11,290 | 1,155 | 12,419 |
| | 06 | 1960 | 053 | 0041 | 01 | TSP-11101 | 0 | 0 | 0 | 0 |
| | | | | | | CO -42101 | 0 | 0 | 0 | 0 |
| | | | | | | SO2-42401 | 0 | 0 | 0 | 0 |
| | | | | | | NOX-42602 | 0 | 0 | 0 | 0 |
| | | | | | | HC -43101 | 230 | 15,333 | 253 | 16,867 |
| | 06 | 1960 | 053 | 0041 | 02 | TSP-11101 | 51 | 3,400 | 56 | 3,733 |
| | | | | | | CO -42101 | 230 | 15,333 | 253 | 16,867 |
| | | | | | | SO2-42401 | 0 | 0 | 0 | 0 |
| | | | | | | NOX-42602 | 0 | 0 | 0 | 0 |
| | | | | | | HC -43101 | 0 | 0 | 0 | 0 |
| TOTAL | 06 | 1960 | 053 | 0041 | | TSP-11101 | 51 | 3,400 | 56 | 3,733 |
| | | | | | | CO -42101 | 230 | 15,333 | 253 | 16,867 |
| | | | | | | SO2-42401 | 0 | 0 | 0 | 0 |
| | | | | | | NOX-42602 | 0 | 0 | 0 | 0 |
| | | | | | | HC -43101 | 230 | 15,333 | 253 | 16,867 |
| TOTAL | 06 | 1960 | 053 | | | TSP-11101 | 251 | 16,734 | 276 | 18,399 |
| | | | | | | CO -42101 | 430 | 28,667 | 473 | 31,533 |
| | | | | | | SO2-42401 | 0 | 0 | 0 | 0 |
| | | | | | | NOX-42602 | 0 | 0 | 0 | 0 |
| | | | | | | HC -43101 | 1,280 | 26,623 | 1,408 | 29,286 |
| TOTAL | 06 | 1960 | | | | TSP-11101 | 251 | 16,734 | 276 | 18,399 |
| | | | | | | CO -42101 | 430 | 28,667 | 473 | 31,533 |
| | | | | | | SO2-42401 | 0 | 0 | 0 | 0 |
| | | | | | | NOX-42602 | 0 | 0 | 0 | 0 |
| | | | | | | HC -43101 | 1,280 | 26,623 | 1,408 | 29,286 |
| | 06 | 2004 | 053 | AQW1 | 10 | TSP-11101 | 100 | 6,667 | 110 | 7,333 |
| | | | | | | CO -42101 | 100 | 6,667 | 110 | 7,333 |
| | | | | | | SO2-42401 | 0 | 0 | 0 | 0 |
| | | | | | | NOX-42602 | 0 | 0 | 0 | 0 |
| | | | | | | HC -43101 | 0 | 0 | 0 | 0 |

Figure PST12-2 - continued. Sample Output (Page 2 of 3)

EIS/PS MASTER FILE EMISSIONS PROJECTION REPORT PAGE

| STATE | COUNTY | AQCR | PLANT | POINT | POLL-ID | EMISSIONS - TONS PER YEAR: BASELINE MASTER FILE CONTROLLED | BASELINE MASTER FILE POTENTIAL | PROJECTED FILE # 1 CONTROLLED | PROJECTED FILE # 1 POTENTIAL |
|---|---|---|---|---|---|---|---|---|---|
| TOTAL | | | | | TSP-11101 | 1,537 | 32,065 | 1,689 | 35,291 |
| | | | | | CO -42101 | 655 | 42,026 | 719 | 46,225 |
| | | | | | SO2-42401 | 1,565 | 1,565 | 1,724 | 1,724 |
| | | | | | NOX-42602 | 323 | 323 | 354 | 354 |
| | | | | | HC -43101 | 1,293 | 26,735 | 1,421 | 29,398 |

Figure PST12-2 - continued. Sample Output (Page 3 of 3)

## EIS/PS Test 13

### Retrieve an Answer File Using an EIS/PS Retrieval

In this test run, a retrieval is performed on the master file. To accomplish this, the cataloged procedure EPRTM10 is used first to execute the retrieval language processor program, PRTLNGP (EP0140); the COBOL compiler; and the linkage editor to create the generated retrieval program, PRTGENR (EP0150). Then, the cataloged procedure EPRTM20 is used to execute PRTGENR (EP0150). The advantage of using these separate procedures instead of the single retrieval cataloged procedure, EPRTM30, is that the retrieval program does not have to be regenerated from the retrieval specifications each time a new master file is to be used.

For a discussion of the retrieval programs, PRTLNGP (EP0140) and PRTGENR (EP0150), refer to Test 10.

The run stream for this test run contains the JCL needed to generate an answer file using the EIS/PS retrieval language. This run stream is shown in Figure PST13-1. Sample output from this run stream is shown in Figure PST13-2.

First, the cataloged procedure EPRTM10 is executed to generate the retrieval program load module which is named PRTPROG by the use of a substitutable parameter. The user must supply the DD (data definition) information for the retrieval specification card file in the COMPILE step.

Next, cataloged procedure EPRTM20 is used to execute the retrieval program load module, PRTPROG. The input master file used is EPMSTR5 (created in Test 11) and the output answer file produced is named EPANS02. The load module and the two files are all specified using substitutable parameters.

```
//PSTEST13 JOB     (ACCOUNTING INFO)
//*
//*   RETRIEVE AN ANSWER FILE USING TWO PROCEDURES
//*
//TEST13A EXEC EPRTM10,
//        PGMSAVE=PRTPROG
//*
//*   GENERATE THE RETRIEVAL LOAD MODULE
//*
//COMPILE.INPUT DD *
*$SELECT
AWCR                                = '240'                                AND
POLLUTANT-ID                        = POLLUTANT-ID                         AND
(POLLUTANT-ID                       = '42602'                              OR
POLLUTANT-ID                        = '11101')
$$END
//TEST13B EXEC EPRTM20,
//        PROGRAM=PRTPROG,
//        MSTRFIL=EPMSTR5,
//        ANSWRFI=EPANS02
//*
//*   RETRIEVE AN ANSWER FILE USING THE GENERATED LOAD
//*   MODULE IN STEP A AND THE MASTER FILE FROM TEST 11.
//*
```

Figure PST13-1. Run Stream

```
                    EIS/PS RETRIEVAL LANGUAGE PROCESSOR  -  DIAGNOSTIC MESSAGES                    PAGE     1

PROGRAM NAME: PRTLNGP (EP0140)
REVISION LEVEL: 1-00
LAST UPDATE #: P-1
DATE INCORPORATED: FEBRUARY 1, 1980


INPUT (CONTROL CARDS)

$$SELECT

AQCR                          = '240'                        AND

POLLUTANT-ID                  = POLLUTANT-ID                 AND

(POLLUTANT-ID                 = '42602'                      OR

POLLUTANT-ID                  = '11101')

$$END


NUMBER OF CONTROL CARDS READ:       6
NUMBER OF ERRORS DETECTED:          0
```

---

```
                    EIS/PS GENERATED RETRIEVAL PROGRAM  -  DIAGNOSTIC REPORT                    PAGE     1

PROGRAM NAME: PRTGENR (EP0150)
REVISION LEVEL: 1-00
LAST UPDATE #: P-1
DATE INCORPORATED: FEBRUARY 1, 1980


NUMBER OF MASTER FILE RECORDS READ:        162
NUMBER OF ANSWER FILE RECORDS WRITTEN:      40
NUMBER OF ERRORS DETECTED:                   0
```

Figure PST13-2. Sample Output

## EIS/PS Test 14

### Produce a Detailed Report of an Answer File

In this test run, a detailed report of an answer file is generated using the cataloged procedure EPRPM20. This procedure executes PRPMSTR (EP0210), the master file detailed report program.

For a description of PRPMSTR (EP0210) refer to EIS/PS Test 9.

The run stream for this test run contains the JCL needed to produce a detailed report of a master or answer file. The run stream is shown in Figure PST14-1.

The cataloged procedure executed by the run stream is EPRPM20. The input file is EPANS02 (created in EIS/PS Test 13) as specified by a substitutable parameter. For sample output from this test run see Figure PST14-2.

```
//PSTES114 JOB     (ACCOUNTING INFO)
//*
//*   PRODUCE A DETAILED REPORT OF AN ANSWER FILE
//*
//TES114A EXEC EPRPm20,
//        MSTRFIL=FPANS02
//*
//*   WRITE THE DETAILED REPORT OF THE ANSWER FILE THAT
//*   WAS CREATED IN TEST 13
//*
```

Figure PST14-1. Run Stream

```
PROGRAM NAME: PRPMSTR (EP0210)
REVISION LEVEL: 1-00
LAST UPDATE #: P-1
DATE INCORPORATED: FEBRUARY 1, 1980


NUMBER OF SEGMENT 0 RECORDS PRINTED:        11
NUMBER OF SEGMENT 1 RECORDS PRINTED:        15
NUMBER OF SEGMENT 2 RECORDS PRINTED:        14
NUMBER OF SEGMENT 3 RECORDS PRINTED:         0
```

Figure PST14-2. Sample Output (Page 1 of 2)

| STATE | COUNTY | AQCR | PLANT ID |
|---|---|---|---|
| 08 | 0008 | 240 | 8002 |

| DATE YEAR DAY | SEGMENT TYPE | CONTROL REGION | LOCAL CONTROL | PLANT ID | CITY | UTM ZONE | OWNER | CONTACT | TELEPHONE | PRINCIPAL PRODUCT |
|---|---|---|---|---|---|---|---|---|---|---|
| 77 000 | 0 | | | | | 18 | P | R.A.LJONES | | |

| ESTABLISHMENT NAME AND ADDRESS | ZIP | NUMBER OF EMPLOYEES | PROPERTY AREA | MAILING ADDRESS | ZIP |
|---|---|---|---|---|---|
| GENERAL INC TAYLOR | | | | | |

| | NEDS FLAG | PLANT FLAG | E I S | F L A G S |
|---|---|---|---|---|
| P7 PLANT COMMENT | P1 | P7 | 1 2 | 3 4 |
| | S | S | S S | S S |

| DATE YEAR DAY | SEGMENT TYPE | POINT ID | USER POINT ID | SIC | IPP | UTM COORDINATES HORIZONTAL | VERTICAL | LATITUDE DEG MIN SEC | LONGITUDE DEG MIN SEC | ANNUAL THRUPUT DEC MAR JUN SEP | NORMAL OPERATING HR/D D/WK WK/YR |
|---|---|---|---|---|---|---|---|---|---|---|---|
| 77 000 | 1 | 01 | | 0142 | | 121.8 | 0042.9 | | | 25 25 25 25 | 08 6 52 |

| BOILER CAPACITY | SPACE HEAT | S HEIGHT | T DIAM | A TEMP | C FLOW | K RATE | D VELOCITY | A PLUME | T PNTS | A COMP | COMP SCHED YEAR MONTH | COMP STATUS YEAR MONTH DAY | ECAP | CONTROL REGULATION REG 1 REG 2 REG 3 |
|---|---|---|---|---|---|---|---|---|---|---|---|---|---|---|
| 00002 | 00.0 | 0007 | 00.8 | 0080 | 0000360 | | | 0000 | | 1 | | 77 10 31 | 1 | |

| | N E D S | F L A G S | POINT FLAG | E I S | F L A G S |
|---|---|---|---|---|---|
| P7 POINT COMMENT | P2 P3 P4 | P5 PWCS | P7 | 11 | 12 14 |
| | S S S | S | S | S | S S |

| NUMBER OF POLLUTANTS | POLLUTANT ID | CONTROL COST | CONTROL EQUIP PRI | SEC | ESTM CNTL EFFICIENCY | E ESTIMATE | M MEASURED | I ALLOWABLE | S POTENTIAL | S UNITS | I | D | N | S | ESTM METHOD | TEST METHOD | EIS FLG 13 |
|---|---|---|---|---|---|---|---|---|---|---|---|---|---|---|---|---|---|
| 05 | TSP | | 000 | 000 | 00.0 | 0000000 | | 0000001 | | | | | | | 3 | | S |
| | NOX | | 000 | 000 | 00.0 | 0000000 | | | | | | | | | 3 | | S |
| | CO | | 000 | 000 | 00.0 | 0000000 | | 9999999 | | | | | | | 3 | | S |
| | SO2 | | 000 | 000 | 00.0 | 0000001 | | 9999999 | | | | | | | 3 | | S |
| | HC | | 021 | 000 | 99.0 | 0000000 | | 9999999 | | | | | | | 3 | | S |

| DATE YEAR DAY | SEGMENT TYPE | POINT ID | SCC I | II | III | IV | SCC SEG NBR | BEC NBR ID | UNITS | FUEL - PROCESS | MAX DESIGN RATE | SULFUR CONTENT | ASH CONTENT | HEAT CONTENT | CONF | SOURCE |
|---|---|---|---|---|---|---|---|---|---|---|---|---|---|---|---|---|
| 80 060 | 2 | 01 | 1 | 02 | 005 | 03 | 00 | | | 0000017 | 0000.010 | 0.25 | 00.0 | 00108 | 1 | B |

| | NEDS FLAG | SCC FLAG | E I S | F L A G S |
|---|---|---|---|---|
| P7 SCC COMMENT | P6 | P7 | 21 22 | 24 25 |
| | S | S | S S | S S |

| SOURCE DESCRIPTION | E F SOURCE | NUMBER OF EMSN FCTR | POLLUTANT ID | EMISSION FACTOR | ASH / SULFUR | FACTOR UNITS | EMISSIONS APPORT | EIS FLAG 23 |
|---|---|---|---|---|---|---|---|---|
| | F | 05 | HC | 000001.000 | | | 0000000 | S |
| | | | NOX | 000022.000 | | | 0000000 | S |
| | | | SO2 | 000144.000 | S | | 0000000 | S |
| | | | CO | 000005.000 | | | 0000000 | S |

Figure PST14-2 - continued. Sample Output (Page 2 of 2)

EIS/PS Test 15

Produce a Sorted File Using the Sort Generator

In this test run a sorted file is produced from the master file using cataloged procedure EPSRM30 which executes PSRLNGP (EP0160), the sort language processor program; the COBOL compiler; the linkage editor; and PSRGENR (EP0170), the generated sort program.

PSRLNGP (EP0160) is the first of two EIS/PS programs used to sort the EIS/PS master file. The second program is PSRGENR (EP0170), the program generated by PSRLNGP (EP0160).

PSRLNGP (EP0160) uses the retrieval skeleton program PSRSKEL, which is stored in a cataloged source library, and the user-supplied sort specification cards to build PSRGENR (EP0170), which is referred to as the generated retrieval program.

The sort specification cards consist of sort control cards and sort request cards. The format of the sort specification cards is illustrated in Figure PST15-1. The control cards indicate the beginning and end of the sort specifications: a $$SORT card indicates the beginning of the sort specifcations and a $$END card indicates the end of the sort specifications. Sort request cards follow the $$SORT card. No more than 11 sort request cards can be used, and the sum of the lengths of all the fields in these requests must not exceed 234 characters. Only data names of fields from the plant, point, and fixed portion of the SCC records can be selected in the sort specifications. Figure PST15-2 lists the valid data names and the lengths of the fields.

PSRGENR (EP0170) is produced based on the sort specifications entered into PSRLNGP (EP0160). This generated sort program must be compiled and link edited before it is executed. When it is executed, it reads the EIS/PS master file and produces a file of sorted records. The records contained in the output file will depend on the specified sort fields and their corresponding record type. All records in the sorted answer file will be in master file format, but the number of records will vary as follows:

Plant record sort fields: Each plant record will be accompanied by its associated point and SCC records. No new records are created.

Point record (fixed portion) sort fields: Each point record will be preceded by a copy of its associated plant record and followed by its associated SCC records. Thus, a new plant record is created for every point record.

Point record (repeating section) sort fields: A point record will be created for each pollutant in the repeating section of the original point record. Each of these new records will contain all of the information (i.e., all repeating sections) that was present in the original record. In addition, there will be one plant record and all the associated SCC records for <u>each</u> of the new point records. Thus, plant, point, and SCC records are created.

SCC record (fixed portion) sort fields: For each SCC record, a copy of the associated plant and point records accompany it. That is, both plant and point records are created.

Sort fields from the repeating section of the point record and the fixed portion of the SCC record: Records will be created to allow sets of one plant record, one point record, and one SCC record. There will be a set for each repeating section or pollutant in the point record. Thus, all three types of records can be created.

The sort order of the records in the answer file will be dependent on the order in which the sort request cards are input to PSRLNGP (EP0160). The first sort request card specifies the highest subfield of the sort key (most significant), the next card specifies the next lower subfield, . . . and the last card specifies the lowest subfield (least significant).

Two things should be noted about the sorted answer file. First, the sorted answer file contains no comment records. Second, <u>as records are created, the size of the sorted answer file may be much greater than the original file</u>. As an example, consider one plant with two points, each having 5 pollutants, and with 4 SCC records for each point. In the original file, there would be 11 records. The sorted answer file would then contain 11-120 records as outlined below:

11 records if only plant record fields are used for sorting.

12 records if the sort fields come from the fixed portion of the point record. An additional plant record is created so that each point record has its own plant record.

60 records if the sort fields come from the repeating section of the point record. Each of the 5 pollutants for a point will now have one point, one plant' and 4 SCC records (a total of 6 records), and there are 10 pollutants in all.

24 records if the sort fields come from the fixed portion of the SCC record. Each of the 8 SCC records will have its own associated plant and point records, giving 3 records per SCC.

120 records if the sort fields come from both the repeating section of the record and the fixed section of the SCC record; that is, 10 pollutants with 3 records each for each of the 4 SCC records per point.

If the sort fields come from more than one type of record, the highest possible number of records will be generated.

The run stream for this test run contains the JCL needed to produce a sorted answer file from an EIS/PS master file. This run stream is shown in Figure PST15-3.

The cataloged procedure executed by this run stream is EPSRM30. Through the use of substitutable parameters, the input master file is specified as EPMSTR5 (created in Test 11) and the output answer file is named EPSRT01. The user must supply the appropriate DD (data defintion) information for the input sort specification card file in the COMPILE step. Refer to Figure PST15-4 for the sample output produced by this test run.

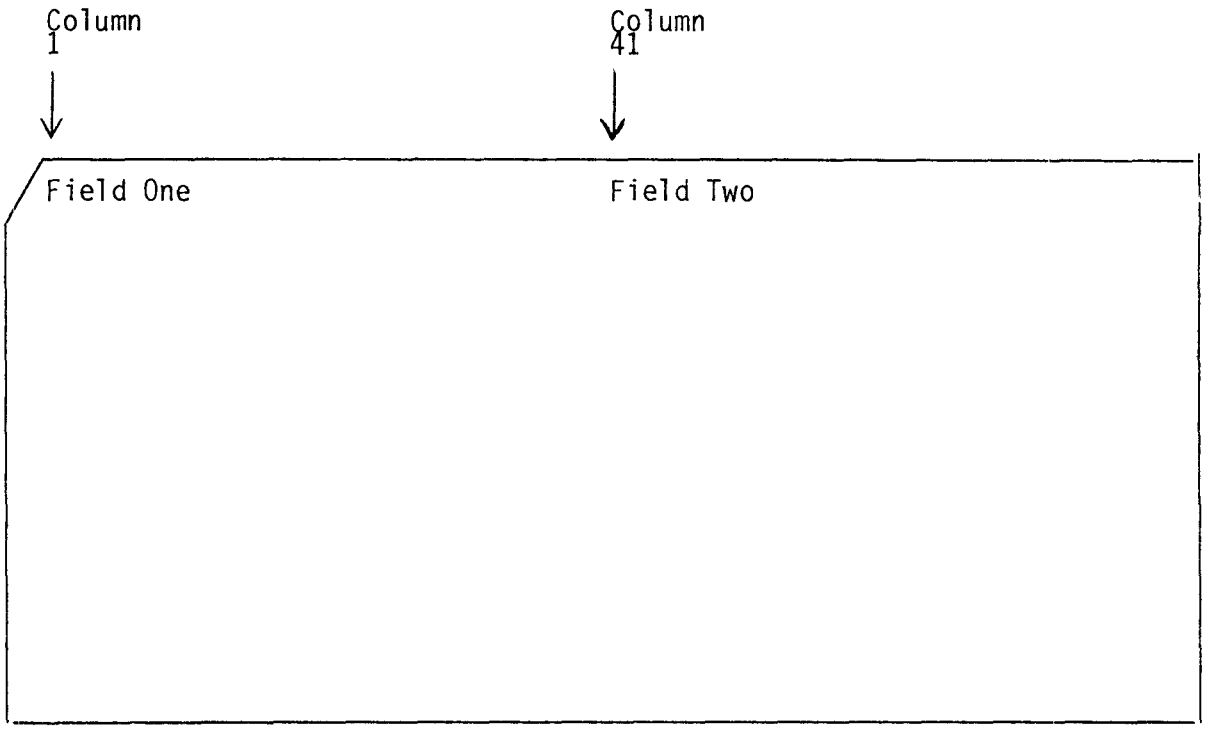


Note:

1. The first card in the sort specifications must contain $$SORT in field one.
2. The last card in the sort specifications must contain $$END in field one.
3. The sort request cards must contain a valid data name in field one and a sort sequence code in field two (A for ascending and D for descending).

Figure PST15-1. Format of Sort Specification Cards

Valid Data Names for Sort (Plant Data)

| Data Name | Field Length | Data Name | Field Length |
|---|---|---|---|
| AQCR | 3 | RECORD-O-DAY | 3 |
| CITY | 4 | RECORD-O-YEAR | 2 |
| CONTACT | 15 | SEG-O-ID | 1 |
| COUNTY | 4 | STATE | 2 |
| DATE-OF-O-RECORD | 5 | TELEPHONE | 10 |
| ESTABLISHMENT | 48 | USER-CONTROL-REGION | 3 |
| LOCAL-CONTROL | 2 | USER-PLANT-ID | 12 |
| MAILING-ADDRESS | 48 | UTM-ZONE | 2 |
| NUMBER-OF-EMPLOYEES | 4 | | |
| OWNER | 1 | | |
| PLANT-ID | 8 | | |
| PRINCIPAL-PRODUCT | 10 | | |
| PROPERTY-AREA | 6 | | |

(Page 1 of 4)

Figure PST15-2. Valid Sort Data Names

Valid Data Names for Sort (Point Data)

| Data Name | Field Length | Data Name | Field Length | Data Name | Field Length |
|---|---|---|---|---|---|
| ANNUAL-THRUPUT | 8 | LATITUDE-DEGREE | 2 | SCHEDULE-MONTH | 2 |
| BOILER-DESIGN-CAPACITY | 5 | LATITUDE-MINUTE | 2 | SCHEDULE-YEAR | 2 |
| COMPLIANCE-SCHEDULE | 4 | LATITUDE-SECOND | 2 | SEG-1-ID | 1 |
| COMPLIANCE-STATUS | 1 | LONGITUDE | 7 | SEP-NOV | 2 |
| COMPLIANCE-STATUS-UPDATE | 6 | LONGITUDE-DEGREE | 3 | SIC | 4 |
| CONTROL-REGULATIONS | 12 | LONGITUDE-MINUTE | 2 | SPACE-HEAT | 3 |
| DATE-OF-1-RECORD | 5 | LONGITUDE-SECOND | 2 | STATUS-DAY | 2 |
| DAY-WEEK | 1 | MAR-MAY | 2 | STATUS-MONTH | 2 |
| DEC-FEB | 2 | NBR-OF-POLLUTANTS | 2 | STATUS-YEAR | 2 |
| DIAMETER | 3 | NEDS-POINT-ID | 4 | TEMPERATURE | 4 |
| ECAP | 1 | NORMAL-OPERATING | 5 | USER-POINT-ID | 3 |
| FLOW-RATE | 7 | PLUME | 4 | UTM-COORDINATES | 9 |
| HEIGHT | 4 | POINTS-PER-STACK | 4 | VELOCITY | 5 |
| HORIZONTAL | 4 | RECORD-1-DAY | 3 | VERTICAL | 5 |
| HOURS-DAY | 2 | RECORD-1-YEAR | 2 | WEEK-YEAR | 2 |
| IPP | 2 | REG-1 | 4 | | |
| JUN-AUG | 2 | REG-2 | 4 | | |
| LATITUDE | 6 | REG-3 | 4 | | |

(Page 2 of 4)

Figure PST15-2 - continued. Valid Sort Data Names

Valid Data Names for Sort (Repeating Point Data)

| Data Name | Field Length | Data Name | Field Length |
|---|---|---|---|
| ALLOWABLE | 7 | ESTIMATION-METHOD | 1 |
| CNTL-EQUIP-COST | 7 | MEASURED | 7 |
| CONTROL-EQUIPMENT | 6 | POLLUTANT-ID | 5 |
| EMISSION-UNITS | 1 | PRIMARY-CNTL | 3 |
| EST-CONTROL-EFF | 3 | SECONDARY-CNTL | 3 |
| ESTIMATES | 7 | TEST-METHOD | 1 |

(Page 3 of 4)

Figure PST15-2 - continued. Valid Sort Data Names

Valid Data Names for Sort (SCC Data)

| Data Name | Field Length | Data Name | Field Length |
|---|---|---|---|
| ASH-CONTENT | 3 | RECORD-2-DAY | 2 |
| BEC | 5 | SCC | 8 |
| BEC-ID | 2 | SCC-I | 1 |
| BEC-NUMBER | 3 | SCC-II | 2 |
| CONFIDENTIALITY | 1 | SCC-III | 3 |
| DATE-OF-2-RECORD | 5 | SCC-IV | 2 |
| EMISSION-FACTOR-SOURCE | 1 | SCC-SEQ-NBR | 2 |
| FUEL-PROCESS-RATE | 7 | SEG-2-ID | 1 |
| FUEL-UNITS | 1 | SEG-2-POINT-ID | 2 |
| HEAT-CONTENT | 5 | SOURCE-CODE | 1 |
| MAX-DESIGN-RATE | 7 | SOURCE-DESCRIPTION | 25 |
| NUMBER-OF-EF | 2 | SULFUR-CONTENT | 3 |
| RECORD-2-YEAR | 2 | | |

(Page 4 of 4)

Figure PST15-2 - continued. Valid Sort Data Names

```
//PSTEST15 JOB     (ACCOUNTING INFO)
//*
//*   PRODUCE A SORTED FILE USING THE SORT GENERATOR
//*
//TEST15A EXEC FPSRM30,
//        SORTSPC=10,
//        MSTRFIL=FPMSTR5,
//        SORTFIL=FPSRT01,
//        PARM='STZE=128K,BUF=30K,NOSEQ,SUPMAP,NOSOURCE'
//*
//*   SORT THE MASTER FILE CREATED IN TEST 11
//*   ACCORDING TO THE IN-LINE USER SPECIFICATIONS
//*
//COMPILE.INPUT DD *
$$SORT
DATE-OF-O-RECORD                          A
STATE                                     A
POLLUTANT-TO                              A
$$END
```

Figure PST15-3. Run Stream

```
                    EIS/AS SORT LANGUAGE PROCESSOR PROGRAM  -  DIAGNOSTIC REPORT                    PAGE     1

PROGRAM NAME: PSRLNGP (EP0160)
REVISION LEVEL: 1-00
LAST UPDATE #: P-1
DATE INCORPORATED: FEBRUARY 1, 1980

INPUT (CONTROL CARDS):

$$SORT

DATE-OF-O-RECORD                        A

STATE                                   A

POLLUTANT-ID                            A

$$END


NUMBER OF INPUT CONTROL CARDS:        5
NUMBER OF ERROR MESSAGES:             0
NUMBER OF CONDITIONAL MESSAGES:       0
NUMBER OF WARNING MESSAGES:           0
NUMBER OF ABORT MESSAGES:             0
NUMBER OF DISASTER MESSAGES:          0
```

---

```
                    EIS/PS GENERATED SORT PROGRAM  -  DIAGNOSTIC REPORT                    PAGE     1

PROGRAM NAME: PSRGENR (EP0170)
REVISION LEVEL: 1-00
LAST UPDATE #: P-1
DATE INCORPORATED: FEBRUARY 1, 1980


NUMBER OF MASTER FILE RECORDS READ:          162
NUMBER OF SEGMENT 3 RECORDS SKIPPED:           8
NUMBER OF SORTED FILE RECORDS WRITTEN:       779
NUMBER OF ERRORS DETECTED:                     0
```

Figure PST15-4. Sample Output

EIS/PS Test 16 - Ad Hoc

Generate All Non-Abortive Error Messages of the Emission Factor File Edit-Maintenance Program

In this test run, all non-abortive error messages of PEMEFAC (EP0040) are generated using the cataloged procedure EPEME10 which executes PSREFTR (EP0030), the emission factor file transaction sort program; and PEMEFAC (EP0040), the emission factor file edit-maintenance program.

Specially coded EIS/PS emission factor file transactions are used to generate the error messages of PEMEFAC (EP0040). These transactions are sorted by PSREFTR (EP0030) into the sequence required by PEMEFAC (EP0040). See EIS/PS Test 1 for a discussion of these programs.

The run stream for this test run contains the JCL needed to update the test emission factor file created in Test 3. It also contains the specially coded emission factor file transactions which cause the error messages to be generated. An option card is supplied as input to PEMEFAC (EP0040). The run stream for this test run is shown in Figure PST16-1 and the sample output produced by this run stream is shown in Figure PST16-2.

Substitutable parameters are used to supply the names of the input emission factor and description files and the output emission factor and description files. The names of these files are EPEMFC2 (created in Test 3), EPDESC2 (created in Test 3), EPEMFC3, and EPDESC3, respectively. The DD (data definition) information for the transactions input to PSREFTR (EP0030) and the option card input to PEMEFAC (EP0040) is also supplied.

The LIST option is purposely specified incorrectly so that message 4 will be generated. The FLAGW option is specified correctly so that all warning messages will be generated; therefore, message 3 (which indicates an invalid FLAGW option) will not be generated.

Error messages 22 and 32 of PEMEFAC (EP0040) are not generated since PSREFTR (EP0030) will reject all transactions that contain an invalid action code or emission factor origin. Messages 1, 2, 5, 6, 7, 8, 9, 12, 33, 34, 38, 40, and 41 are not generated since they are abortive in nature.

```
//PSTEST16 JOB    (ACCOUNTING INFO)
//*
//*   GENERATE NON-ABORTIVE ERROR MESSAGES OF PEMEFAC (EP0040)
//*   WHILE UPDATING THE EMISSION FACTOR FILE
//*
//STEP16A EXEC EPEME10,
//        OLDEMFC=FPEMFC2,
//        OLDDESC=FPDESC2,
//        NEWEMFC=FPEMFC3,
//        NEWDESC=FPDESC3
//*
//*   EXECUTE AN EMISSION FACTOR FILE MAINTENANCE UPDATE
//*
//SORT.INPUT DD *
0A1CCNUMBR  PULIDYYDDD
4A10100105F 1110180061                          000010000
1A10100106        80061
2A10100106        80061
3A10100106        80061
4A10100106F 1110180061                          000010000
1A11111111F 1110180155
4A11111111F       80155                       AS//                CDE
4A11111111F 0000080155                                   ASHSUI
1A22222222        80155
4A22222222F 1110180155                          00000200001002
1A33333333        80155
2A33333333        80155
3A33333333        80155
4A33333333S 0000080155
4A33333333S 1110180155                          000000300
4A33333333S 1110280155                          000000400
4A33333333S 1110380155                          000000500
4A33333333S 1110480155                          000000600
4A33333333S 1110580155                          000000700
4A33333333S 1110680155                          000000800
4A33333333S 1110780155                          000000900
4A33333333S 1110880155                          000000100
4A33333333S 1110980155                          000000200
4A33333333S 1111180155                          000000300
4A33333333S 1111280155                          000000400
4A33333333S 1111380155                          000000500
4A33333333S 1111480155                          000000600
4A33333333S 1111580155                          000000700
4A33333333S 1111680155                          000000800
4A33333333S 1111780155                          000000200
4A33333333S 1111880155                          000000500
4C33333333S 1111880155
1A33333333        80156
2A33333333        80156
3A33333333        80156
4A33333333S 1110180156                          000000300
1C44444444        80156
1D22222222        80156
4A22222222S 3330380156                          000000500
4D22222222S 3330380156
4C50300101L3111018030U                          000000200
4A777777777S 1110180156                         000000400
//UPDATE.OPTIONS DD *
80155 FLAGW LOST
```

Figure PST16-1. Run Stream

```
PROGRAM NAME: PSREFTR (EP0030)
REVISION LEVEL: 1-00
LAST UPDATE #: P-1
DATE INCORPORATED: FEBRUARY 1, 1980

1A11111111F 1110180155
*** PSREFTR 003 WARNING - EF ORIGIN OR EF SOURCE NOT BLANK, REPLACING SPACE


NUMBER OF TRANSACTIONS READ:                          43
NUMBER OF TRANSACTIONS WRITTEN:                       44
NUMBER OF ERRORS DETECTED:                             1
NUMBER OF TRANSACTIONS REJECTED:                       0
```

Figure PST16-2. Sample Output (Page 1 of 4)

```
                    EIS/PS EMISSION FACTOR FILE EDIT-MAINTENANCE PROGRAM  -  DIAGNOSTIC REPORT                    PAGE     1

PROGRAM NAME: PEMEFAC (EP0040)
REVISION LEVEL: 1-00
LAST UPDATE #: P-1
DATE INCORPORATED: FEBRUARY 1, 1980


OPTION CARD

80155 FLAGW LOST
          *** PEMEFAC 004 CONDITIONAL - LIST OPTION INVALID, USED DEFAULT OF NO LIST

   CONTROL DATE IS 80155,  ERROR OPTION IS FLAGW  ,  LIST OPTION IS NOLIST



0A1CCNUMBR  POLIDYYDDD
B B       E  B   EB   E
          *** PEMEFAC 021 ERROR - COLUMN 1 - CARD TYPE INVALID, CARD REJECTED
          *** PEMEFAC 023 ERROR - COLUMN 3 - SCC NUMBER NOT NUMERIC, CARD REJECTED
          *** PEMEFAC 024 ERROR - COLUMN 13 - POLLUTANT ID INVALID, CARD REJECTED
          *** PEMEFAC 013 ERROR - COLUMN 18 - SCC DATE INVALID, CARD REJECTED

1A10100106       80061

          *** PEMEFAC 025 ERROR - ADD SPECIFIED FOR EXISTING SCC DESC RECORD, CARD REJECTED

2A10100106       80061

          *** PEMEFAC 025 ERROR - ADD SPECIFIED FOR EXISTING SCC DESC RECORD, CARD REJECTED

3A10100106       80061

          *** PEMEFAC 025 ERROR - ADD SPECIFIED FOR EXISTING SCC DESC RECORD, CARD REJECTED

4A10100106F 1110180061                           000010000

          *** PEMEFAC 028 ERROR - ADD SPECIFIED FOR EXISTING SCC EMF RECORD, CARD REJECTED

4A11111111F 0000080155                                      ASHSUL
                                                            B EB E
          *** PEMEFAC 017 ERROR - COLUMN 58 - ASH CONTENT NOT NUMERIC, CARD REJECTED
          *** PEMEFAC 018 ERROR - COLUMN 61 - SULFUR CONTENT NOT NUMERIC, CARD REJECTED

4A11111111FF     80155                        AS//                CDE
           BB   E                           B  EBEB        E      B E
          *** PEMEFAC 014 ERROR - COLUMN 43 - FLAGS INVALID, CARD REJECTED
          *** PEMEFAC 015 WARNING - COLUMN 47 - UNIT OF MEASURE INVALID, CARD ACCEPTED
          *** PEMEFAC 016 ERROR - COLUMN 49 - EMISSION FACTOR NOT NUMERIC, CARD REJECTED
```

Figure PST16-2 - continued. Sample Output (Page 2 of 4)

```
          *** PEMEFAC 019 ERROR - COLUMN 64 - CONTROL DEVICE EFFICIENCY NOT NUMERIC, CARD REJECTED
          *** PEMEFAC 020 ERROR - COLUMN 13 - POLLUTANT ID FIELD REQUIRED ON TYPE 4, CARD REJECTED
          *** PEMEFAC 039 ERROR - COLUMN 12 - INVALID EF SOURCE TYPE, CARD REJECTED

1A11111111  1110180155
          *** PEMEFAC 010 ERROR - NEW SCC DESC RECORD NOT COMPLETE, RECORD REJECTED

1D22222222        80156

          *** PEMEFAC 027 ERROR - DELETE SPECIFIED FOR NONEXISTENT SCC DESC RECORD, CARD REJECTED

1A22222222        80155
4A22222222F 1110180155                          000000200001002
          *** PEMEFAC 011 ERROR - NEW SCC EMF RECORD NOT COMPLETE, RECORD REJECTED

4A22222222F 1110180155                          000000200001002

          *** PEMEFAC 042 ERROR - ZERO POLLUTANT RECORD MISSING, CARD REJECTED

4D22222222S 3330380156

          *** PEMEFAC 031 ERROR - DELETE SPECIFIED FOR NONEXISTENT SCC EMF RECORD, CARD REJECTED

1A22222222        80155
4A22222222S 3330380156                          000000500
          *** PEMEFAC 011 ERROR - NEW SCC EMF RECORD NOT COMPLETE, RECORD REJECTED

4A22222222S 3330380156                          000000500

          *** PEMEFAC 042 ERROR - ZERO POLLUTANT RECORD MISSING, CARD REJECTED

1A22222222        80155
4A22222222S 3330380156                          000000500
          *** PEMEFAC 010 ERROR - NEW SCC DESC RECORD NOT COMPLETE, RECORD REJECTED

1A33333333        80156

          *** PEMEFAC 036 ERROR - DUPLICATE TYPE 1 ADD TRANSACTION, CARDS REJECTED

4A33333333S 1110180156                          000000300

          *** PEMEFAC 037 ERROR - DUPLICATE TYPE 4 ADD TRANSACTION, CARD REJECTED

333333332 11118801558015 5                          000000500
          *** PEMEFAC 035 ERROR - MORE THAN 16 POLLUTANTS FOR THIS SCC/ORIGIN/SOURCE COMBINATION

1C44444444        80156

          *** PEMEFAC 026 ERROR - CHANGE SPECIFIED FOR NONEXISTENT SCC DESC RECORD, CARD REJECTED
```

Figure PST16-2 - continued. Sample Output (Page 3 of 4)

```
4C50300101L31110180300                          000000200

          *** PEMEFAC 030 WARNING - CHANGE SPECIFIED FOR NONEXISTENT SCC EMF RECORD, ACCEPTED AS ADD
          *** PEMEFAC 042 ERROR - ZERO POLLUTANT RECORD MISSING, CARD REJECTED

4A777777777S 1110180156                         000000400

          *** PEMEFAC 029 ERROR - ADD SPECIFIED FOR SCC EMF BUT NO DESC EXISTS FOR SCC, CARD REJECTED

2A33333333       80156
3A33333333       80156
          *** PEMEFAC 010 ERROR - NEW SCC DESC RECORD NOT COMPLETE, RECORD REJECTED


NUMBER OF INPUT TRANSACTIONS READ:                          44
NUMBER OF ABORT MESSAGES:                                    0
NUMBER OF DISASTER MESSAGES:                                 0
NUMBER OF ERROR MESSAGES:                                   30
NUMBER OF WARNING MESSAGES:                                  2
NUMBER OF CONDITIONAL MESSAGES:                              1
NUMBER OF TRANSACTIONS REJECTED:                            16
NUMBER OF SCC-DESCRIPTION FILE RECORDS READ:               101
NUMBER OF SCC-DESCRIPTION FILE RECORDS WRITTEN:            101
NUMBER OF SCC-EMISSION-FACTOR FILE RECORDS READ:           638
NUMBER OF SCC-EMISSION-FACTOR FILE RECORDS WRITTEN:        656


PROGRAM NAME: PEMEFAC (EP0040)
REVISION LEVEL: 1-00
LAST UPDATE #: P-1
DATE INCORPORATED: FEBRUARY 1, 1980
```

Figure PST16-2 - continued. Sample Output (Page 4 of 4)

## EIS/PS Test 17 - Ad Hoc

### Generate All Non-Abortive Error Messages of the NEDS to EIS/PS Master File Transaction Conversion-Edit Program

In this test run, all non-abortive error messages of PCENETR (EP0060) are generated using the cataloged procedure EPCET10 which executes PSRNETR (EP0050), the NEDS transaction sort program; and PCENETR (EP0060), the NEDS to EIS/PS master file transaction conversion-edit program.

Specially coded NEDS master file transactions are used to generate the error messages of PCENETR (EP0060). These transactions are sorted by PSRNETR (EP0050) into the sequence required by PCENETR (EP0060). See Test 4 for a discussion of these programs.

The run stream for this test run contains the JCL needed to execute the conversion-edit procedure. It also contains the specially coded transactions which cause the error messages to be generated, and an option card which is input to PCENETR (EP0060). The run stream for this test run is shown in Figure PST17-1 and sample output produced by this run stream is shown in Figure PST17-2.

A substitutable parameter is used to supply the name of the internal transaction file output from PCENETR (EP0060). The name of the file is EPINTR4. The DD (data definition) information for the transactions input to PSRNETR (EP0050) and the option card input to PCENETR (EP0060) is also supplied.

The FLAGW and LIST options are purposely specified incorrectly so that messages 89 and 90 will be generated. This will not impede the purpose of this test run since there are no warning messages contained in PCENETR (EP0060). Error messages 87 and 88 are not generated since they are abortive in nature.

```
//PSTFS117 JOB     (ACCOUNTING INFO)
//*
//*   GENERATE NON-ABORTIVE ERROR MESSAGES OF PLENETR (EP0060)
//*
//STEP1/A EXEC EPCET10,
//       INTRTRN=EPINTR4
//*
//*   CONVERT NEDS MASTER FILE TRANSACTIONS TO ETS/PS MASTER
//*   FILE TRANSACTIONS
//*
//SORT.INPUT DD *
STCNTYAWCPLN#  YY                                                          BA8
4400001112222      YY                                                  U   AP1
4400001112222    UZ                                                        AP1
4400001112222    14                                                        AP1
4400001112222P#                  HGHTDIATEMPFLOWRTEPLUM #1                AP2
440000111222211         HDRZVERTC0501   5000        0300 6655             AP2
550000111222211         280030560010088B                #1#2              AP2
550000111222211                                         0102              AP2
5500001112222118 0HOILRPRTSECPRTSECPRTSECPRTSECPRTSECEFFEFFFFFFEFFEFF     AP3
5500001112222118 0                                 001002003004005         AP3
5500001112222118 0T1T2T3T4DDWYY                              MMMMMSPH      AP4
5500001112222118 0                                           12445         AP4
5500001112222118 0112233442565308000011000000111111222222333333312345     AP4
5500001112222118 0                 0025001080000001111110222222033333333 AP4
5500001112222118 00002500100260001100000100000022222225CSCHUPDATEE        AP5
5500001112222118 0ALLOW-1ALLOW-2ALLOW-3ALLOW-4ALLOW-5C89018901016         AP5
5500001112222118 011111197PROCESSMAXDSGN                              3   AP6
5500001112222118 0SCC-CODE                                            C   AP6
5500001112222118 011111111                                                DP7
//CONVERT.OPTIONS DD *
80 FLAGG LOST
```

Figure PST17-1. Run Stream

```
PROGRAM NAME: PSRNETR (EP0050)
REVISION LEVEL: 1-00
LAST UPDATE #: P-1
DATE INCORPORATED: FEBRUARY 1, 1980

NUMBER OF INPUT TRANSACTIONS:      19
NUMBER OF OUTPUT TRANSACTIONS:      19
```

Figure PST17-2. Sample Output (Page 1 of 6)

```
                    NEDS TO EIS/PS CONVERSION-EDIT PROGRAM  -  DIAGNOSTIC REPORT                    PAGE     1

PROGRAM NAME: PCENETR (EP0060)
REVISION LEVEL: 1-00
LAST UPDATE #: P-1
DATE INCORPORATED: FEBRUARY 1, 1980

OPTION CARD

80 FLAGG LOST

          *** PCENETR 089 CONDITIONAL - INVALID FLAGW OPTION, DEFAULT (NOFLAGW) ASSUMED

          *** PCENETR 090 CONDITIONAL - INVALID LIST OPTION, DEFAULT (NOLIST) ASSUMED

   CONTROL DATE IS 80    ,  ERROR OPTION IS NOFLAGW,  LIST OPTION IS NOLIST


STCNTYAGCPLN#  YY                                                                  BA8
BEB  EB EB  EBEBE                                                                  BBB
          *** PCENETR 001 ERROR - COLUMN 01 - INVALID STATE CODE, CARD REJECTED
          *** PCENETR 002 ERROR - COLUMN 03 - NON-NUMERIC COUNTY CODE, CARD REJECTED
          *** PCENETR 003 ERROR - COLUMN 07 - INVALID AGCR CODE, CARD REJECTED
          *** PCENETR 004 ERROR - COLUMN 79 - INVALID ACTION TYPE, CARD REJECTED
          *** PCENETR 005 ERROR - COLUMN 78 - INVALID CARD TYPE, CARD REJECTED
          *** PCENETR 006 ERROR - COLUMN 80 - INVALID CARD NUMBER, CARD REJECTED
          *** PCENETR 013 CONDITIONAL - COLUMN 16 - INVALID YEAR
          *** PCENETR 007 ERROR - COLUMN 10 - INVALID PLANT ID, CARD REJECTED
          *** PCENETR 014 ERROR - COLUMN 14 - INVALID POINT ID, CARD REJECTED
          *** PCENETR 085 ERROR - INVALID CHARACTER DETECTED IN BASE 36 CONVERSION ROUTINE, CARD REJECTED
          *** PCENETR 085 ERROR - INVALID CHARACTER DETECTED IN BASE 36 CONVERSION ROUTINE, CARD REJECTED
          *** PCENETR 085 ERROR - INVALID CHARACTER DETECTED IN BASE 36 CONVERSION ROUTINE, CARD REJECTED

4400001112222     14                                                               AP1
                  BE  B                                        E             B
          *** PCENETR 009 CONDITIONAL - COLUMN 18 - UTM-ZONE OUT OF RANGE
          *** PCENETR 011 ERROR - COLUMN 22 - NAME/ADDRESS FIELD BLANK FOR ADD TRANSACTION, CARD REJECTED
          *** PCENETR 012 CONDITIONAL - COLUMN 74 - INVALID OWNERSHIP CODE

4400001112222     UZ                                                               AP1
                  BE  B                                        E             B
          *** PCENETR 092 ERROR - COLUMN 18 - UTM ZONE NOT NUMERIC, CARD REJECTED
          *** PCENETR 011 ERROR - COLUMN 22 - NAME/ADDRESS FIELD BLANK FOR ADD TRANSACTION, CARD REJECTED
          *** PCENETR 012 CONDITIONAL - COLUMN 74 - INVALID OWNERSHIP CODE
```

Figure PST17-2 - continued. Sample Output (Page 2 of 6)

```
4400001112222      YY                                                  0   AP1
                  BEBEB                                   E            B
          *** PCENETR 008 CONDITIONAL - COLUMN 18 - UTM-ZONE BLANK FOR ADD TRANSACTION
          *** PCENETR 010 CONDITIONAL - COLUMN 20 - INVALID YEAR
          *** PCENETR 011 ERROR - COLUMN 22 - NAME/ADDRESS FIELD BLANK FOR ADD TRANSACTION, CARD REJECTED
          *** PCENETR 012 CONDITIONAL - COLUMN 74 - INVALID OWNERSHIP CODE

4400001112222P#                  HGHTDIATEMPFLOWRTEPLUM #1                    AP2
              BE        B  EB   EB  EB EB  EB     EB  E B  E
          *** PCENETR 014 ERROR - COLUMN 14 - INVALID POINT ID, CARD REJECTED
          *** PCENETR 015 CONDITIONAL - COLUMN 24 - UTM-HORIZONTAL COORDINATE BLANK FOR ADD TRANSACTION
          *** PCENETR 017 CONDITIONAL - COLUMN 28 - UTM-VERTICAL COORDINATE BLANK FOR ADD TRANSACTION
          *** PCENETR 020 ERROR - COLUMN 33 - NON-NUMERIC STACK HEIGHT, CARD REJECTED
          *** PCENETR 022 ERROR - COLUMN 37 - NON-NUMERIC STACK DIAMETER, CARD REJECTED
          *** PCENETR 024 ERROR - COLUMN 40 - NON-NUMERIC STACK TEMPERATURE, CARD REJECTED
          *** PCENETR 025 ERROR - COLUMN 44 - NON-NUMERIC EXHAUST FLOW RATE, CARD REJECTED
          *** PCENETR 027 ERROR - COLUMN 51 - NON-NUMERIC PLUME HEIGHT, CARD REJECTED
          *** PCENETR 041 CONDITIONAL - COLUMN 56 - COMMON STACK POINTS NOT BOTH BLANK FOR ADD TRANSACTION

440000111222211         HORZVERTC0501   5000        0300 6655                AP2
                        B  EB   EB  E   B  E        B  E B  E
          *** PCENETR 086 ERROR - COLUMN 24 - NON NUMERIC UTM HORIZONTAL, CARD REJECTED
          *** PCENETR 084 ERROR - COLUMN 28 - NON NUMERIC UTM VERTICAL, CARD REJECTED
          *** PCENETR 019 CONDITIONAL - COLUMN 33 - STACK HEIGHT LESS THAN 0 OR GREATER THAN 500
          *** PCENETR 023 CONDITIONAL - COLUMN 40 - INVALID STACK TEMPERATURE
          *** PCENETR 026 CONDITIONAL - COLUMN 51 - INVALID PLUME HEIGHT
          *** PCENETR 042 CONDITIONAL - COLUMN 56 - 1ST COMMON STACK PT NOT LESS THAN 2ND COMMON STACK PT

550000111222211                                     0102                     AP2
              BE        B  EB   E
          *** PCENETR 015 CONDITIONAL - COLUMN 24 - UTM-HORIZONTAL COORDINATE BLANK FOR ADD TRANSACTION
          *** PCENETR 017 CONDITIONAL - COLUMN 28 - UTM-VERTICAL COORDINATE BLANK FOR ADD TRANSACTION
          *** PCENETR 043 CONDITIONAL - COLUMN 14 - NEDS POINT ID NOT WITHIN COMMON STACK POINTS

550000111222211         280030560010088B                #1#2                     AP2
                        B  EB   E    B E                B  E
          *** PCENETR 016 CONDITIONAL - COLUMN 24 - UTM-HORIZONTAL COORDINATE OUT OF RANGE
          *** PCENETR 018 CONDITIONAL - COLUMN 28 - UTM-VERTICAL COORDINATE OUT OF RANGE
          *** PCENETR 021 CONDITIONAL - COLUMN 37 - STACK DIAMETER EXCEEDS (0.2 * STACK HEIGHT)
          *** PCENETR 094 ERROR - COLUMN 56 - INVALID POINTS WITH COMMON STACK, CARD REJECTED

5500001112222118080ILRPRISECPRISECPRISECPRISECPRISECEFFEFFEFFEFFEFF          AP3
                B   EB EB EB EB EB EB EB EB EB EB EB EB EB EB EB E
          *** PCENETR 028 ERROR - COLUMN 18 - NON-NUMERIC BOILER DESIGN CAPACITY, CARD REJECTED
          *** PCENETR 095 ERROR - COLUMN 23 - INVALID PRIMARY CONTROL EQUIP FOR TSP, CARD REJECTED
          *** PCENETR 100 ERROR - COLUMN 26 - INVALID SECNDRY CONTROL EQUIP FOR TSP, CARD REJECTED
          *** PCENETR 105 ERROR - COLUMN 53 - NON NUMERIC EST CONTROL EFF FOR TSP, CARD REJECTED
```

Figure PST17-2 - continued. Sample Output (Page 3 of 6)

```
*** PCENETR 096 ERROR - COLUMN 29 - INVALID PRIMARY CONTROL EQUIP FOR SO2, CARD REJECTED
*** PCENETR 101 ERROR - COLUMN 32 - INVALID SECNDRY CONTROL EQUIP FOR SO2, CARD REJECTED
*** PCENETR 106 ERROR - COLUMN 56 - NON NUMERIC EST CONTROL EFF FOR SO2, CARD REJECTED
*** PCENETR 097 ERROR - COLUMN 35 - INVALID PRIMARY CONTROL EQUIP FOR NOX, CARD REJECTED
*** PCENETR 102 ERROR - COLUMN 38 - INVALID SECNDRY CONTROL EQUIP FOR NOX, CARD REJECTED
*** PCENETR 107 ERROR - COLUMN 59 - NON NUMERIC EST CONTROL EFF FOR NOX, CARD REJECTED
*** PCENETR 098 ERROR - COLUMN 41 - INVALID PRIMARY CONTROL EQUIP FOR HC, CARD REJECTED
*** PCENETR 103 ERROR - COLUMN 44 - INVALID SECNDRY CONTROL EQUIP FOR HC, CARD REJECTED
*** PCENETR 108 ERROR - COLUMN 62 - NON NUMERIC EST CONTROL EFF FOR HC, CARD REJECTED
*** PCENETR 099 ERROR - COLUMN 47 - INVALID PRIMARY CONTROL EQUIP FOR CO, CARD REJECTED
*** PCENETR 104 ERROR - COLUMN 50 - INVALID SECNDRY CONTROL EQUIP FOR CO, CARD REJECTED
*** PCENETR 109 ERROR - COLUMN 65 - NON NUMERIC EST CONTROL EFF FOR CO, CARD REJECTED

55000011122221180                                    001002003004005          AP3
*** PCENETR 110 ERROR - TSP PRI CONT EQUIP AND EST EFF NOT BOTH BLANK FOR ADD, CARD REJECTED
*** PCENETR 111 ERROR - SO2 PRI CONT EQUIP AND EST EFF NOT BOTH BLANK FOR ADD, CARD REJECTED
*** PCENETR 112 ERROR - NOX PRI CONT EQUIP AND EST EFF NOT BOTH BLANK FOR ADD, CARD REJECTED
*** PCENETR 113 ERROR -  HC PRI CONT EQUIP AND EST EFF NOT BOTH BLANK FOR ADD, CARD REJECTED
*** PCENETR 114 ERROR -  CO PRI CONT EQUIP AND EST EFF NOT BOTH BLANK FOR ADD, CARD REJECTED

550000111222211801122334425853080000110000001111111222222233333331234 5        AP4
                B      EBEBBEB     EB     EB     EB     EB     E
*** PCENETR 029 CONDITIONAL - COLUMN 26 - INVALID DAY FOR OPERATING RATE
*** PCENETR 031 CONDITIONAL - COLUMN 28 - INVALID WEEK FOR OPERATING RATE
*** PCENETR 033 CONDITIONAL - COLUMN 29 - INVALID YEAR FOR OPERATING RATE
*** PCENETR 044 CONDITIONAL - COLUMN 18 - INVALID THRUPUT PERCENTAGE SUM
*** PCENETR 056 ERROR - COLUMN 31 - TSP EMISSIONS ESTIMATE INVALID, CARD REJECTED
*** PCENETR 057 ERROR - COLUMN 38 - SO2 EMISSIONS ESTIMATE INVALID, CARD REJECTED
*** PCENETR 058 ERROR - COLUMN 45 - NOX EMISSIONS ESTIMATE INVALID, CARD REJECTED
*** PCENETR 059 ERROR - COLUMN 52 - HC EMISSIONS ESTIMATE INVALID, CARD REJECTED
*** PCENETR 060 ERROR - COLUMN 59 - CO EMISSIONS ESTIMATE INVALID, CARD REJECTED

55000011122221180                                                12445        AP4
                         B     EB     EB     EB     EB     E
*** PCENETR 051 ERROR - COLUMN 31 - TSP EMISSIONS ESTIMATE IS BLANK, CARD REJECTED
*** PCENETR 052 ERROR - COLUMN 38 - SO2 EMISSIONS ESTIMATE IS BLANK, CARD REJECTED
*** PCENETR 053 ERROR - COLUMN 45 - NOX EMISSIONS ESTIMATE IS BLANK, CARD REJECTED
*** PCENETR 054 ERROR - COLUMN 52 - HC EMISSIONS ESTIMATE IS BLANK, CARD REJECTED
*** PCENETR 055 ERROR - COLUMN 59 - CO EMISSIONS ESTIMATE IS BLANK, CARD REJECTED

55000011122221180111T2T314DDWYY                                  MMMMMSPH     AP4
                B      EBEBBE                                    BBBBBB E
*** PCENETR 030 ERROR - COLUMN 26 - NON-NUMERIC DAY FOR OPERATING RATE, CARD REJECTED
*** PCENETR 032 ERROR - COLUMN 28 - NON-NUMERIC WEEK FOR OPERATING RATE, CARD REJECTED
*** PCENETR 034 ERROR - COLUMN 29 - NON-NUMERIC YEAR FOR OPERATING RATE, CARD REJECTED
*** PCENETR 035 ERROR - COLUMN 71 - NON-NUMERIC HEATED SPACE PERCENTAGE, CARD REJECTED
*** PCENETR 045 ERROR - COLUMN 18 - NON-NUMERIC THRUPUT PERCENTAGE, CARD REJECTED
```

Figure PST17-2 - continued. Sample Output (Page 4 of 6)

```
*** PCENETR 046 ERROR - COLUMN 66 - TSP ESTIMATION METHOD IS INVALID, CARD REJECTED
*** PCENETR 047 ERROR - COLUMN 67 - SO2 ESTIMATION METHOD IS INVALID, CARD REJECTED
*** PCENETR 048 ERROR - COLUMN 68 - NOX ESTIMATION METHOD IS INVALID, CARD REJECTED
*** PCENETR 049 ERROR - COLUMN 69 - HC ESTIMATION METHOD IS INVALID, CARD REJECTED
*** PCENETR 050 ERROR - COLUMN 70 - CO ESTIMATION METHOD IS INVALID, CARD REJECTED

5500001112222118O                 0025001080000001111110222222O333333            AP4
                                  B     EB     EB     EB     EB     E
*** PCENETR 061 CONDITIONAL - COLUMN 31 - TSP EMISSIONS ESTIMATE OUT OF RANGE
*** PCENETR 062 CONDITIONAL - COLUMN 38 - SO2 EMISSIONS ESTIMATE OUT OF RANGE
*** PCENETR 063 CONDITIONAL - COLUMN 45 - NOX EMISSIONS ESTIMATE OUT OF RANGE
*** PCENETR 064 CONDITIONAL - COLUMN 52 - HC EMISSIONS ESTIMATE OUT OF RANGE
*** PCENETR 065 CONDITIONAL - COLUMN 59 - CO EMISSIONS ESTIMATE OUT OF RANGE

55000011122221180ALLOw-1ALLOW-2ALLOW-3ALLOW-4ALLOw-5C89018901016             AP5
                B     EB     EB     EB     EB     EBB  EB    EB
*** PCENETR 037 CONDITIONAL - COLUMN 64 - INVALID ECAP CODE
*** PCENETR 040 ERROR - COLUMN 53 - NON-NUMERIC COMPLIANCE STATUS, CARD REJECTED
*** PCENETR 071 ERROR - COLUMN 18 - TSP ALLOWABLE EMISSIONS NON-NUMERIC, CARD REJECTED
*** PCENETR 072 ERROR - COLUMN 25 - SO2 ALLOWABLE EMISSIONS NON-NUMERIC, CARD REJECTED
*** PCENETR 073 ERROR - COLUMN 32 - NOX ALLOWABLE EMISSIONS NON-NUMERIC, CARD REJECTED
*** PCENETR 074 ERROR - COLUMN 39 - HC ALLOWABLE EMISSIONS NON-NUMERIC, CARD REJECTED
*** PCENETR 075 ERROR - COLUMN 46 - CO ALLOWABLE EMISSIONS NON-NUMERIC, CARD REJECTED
*** PCENETR 081 CONDITIONAL - COLUMN 58 - COMPLIANCE UPDATE GREATER THAN CURRENT DATE
*** PCENETR 083 CONDITIONAL - COLUMN 54 - COMPLIANCE SCHEDULE NOT WITHIN 5 YEARS

5500001112222118000250010026000110000010000002222222 5CSCHUPDATEE            AP5
                B     EB     EB     EB     EB     EBB  EB    EB
*** PCENETR 038 ERROR - COLUMN 64 - NON-NUMERIC ECAP CODE, CARD REJECTED
*** PCENETR 039 CONDITIONAL - COLUMN 53 - INVALID COMPLIANCE STATUS
*** PCENETR 066 CONDITIONAL - COLUMN 18 - TSP ALLOWABLE EMISSIONS OUT OF RANGE
*** PCENETR 067 CONDITIONAL - COLUMN 25 - SO2 ALLOWABLE EMISSIONS OUT OF RANGE
*** PCENETR 068 CONDITIONAL - COLUMN 32 - NOX ALLOWABLE EMISSIONS OUT OF RANGE
*** PCENETR 069 CONDITIONAL - COLUMN 39 - HC ALLOWABLE EMISSIONS OUT OF RANGE
*** PCENETR 070 CONDITIONAL - COLUMN 46 - CO ALLOWABLE EMISSIONS OUT OF RANGE
*** PCENETR 080 ERROR - COLUMN 58 - INVALID COMPLIANCE UPDATE, CARD REJECTED
*** PCENETR 082 ERROR - COLUMN 54 - INVALID COMPLIANCE SCHEDULE, CARD REJECTED

5500001112222118 0SCC-CODE                                                C      AP6
                B     E                                                   B
*** PCENETR 091 ERROR - COLUMN 18 - NON-NUMERIC SCC CODE, CARD REJECTED
*** PCENETR 077 CONDITIONAL - COLUMN 72 - INVALID CONFIDENTIALITY CODE

5500001112222118011111111                                                 DP7
                                                                            B
*** PCENETR 093 ERROR - COLUMN 80 - INVALID CARD NUMBER FOR DELETE, CARD REJECTED

5500001112222118011111197PROCESSMAXDSGN                                   3      AP6
                         B     EB     E            B                    E B
```

Figure PST17-2 - continued. Sample Output (Page 5 of 6)

```
*** PCENETR 036 CONDITIONAL - COLUMN 51 - SOURCE DESCRIPTION BLANK FOR ADD TRANSACTION
*** PCENETR 076 ERROR - COLUMN 72 - CONFIDENTIALITY OF 3 NOT ALLOWED, CARD REJECTED
*** PCENETR 078 ERROR - COLUMN 26 - NON-NUMERIC FUEL PROCESS RATE, CARD REJECTED
*** PCENETR 079 ERROR - COLUMN 33 - NON-NUMERIC MAXIMUM DESIGN CAPACITY, CARD REJECTED

NUMBER OF TRANSACTIONS READ:                    19
NUMBER OF INTERNAL TRANSACTIONS WRITTEN:         6
NUMBER OF TRANSACTIONS REJECTED:                17
NUMBER OF ABORT MESSAGES:                        0
NUMBER OF ERROR MESSAGES:                       79
NUMBER OF CONDITIONAL MESSAGES:                 42
NUMBER OF WARNING MESSAGES:                      0

PROGRAM NAME: PCENETR (EP0060)
REVISION LEVEL: 1-00
LAST UPDATE #: P-1
DATE INCORPORATED: FEBRUARY 1, 1980
```

Figure PST17-2 - continued. Sample Output (Page 6 of 6)

```
PROGRAM NAME: PSRMFTR (EP0070)
REVISION LEVEL: 1-00
LAST UPDATE #: P-1
DATE INCORPORATED: FEBRUARY 1, 1980

NUMBER OF INPUT TRANSACTIONS:      66
NUMBER OF OUTPUT TRANSACTIONS:      66
```

Figure PST18-2. Sample Output (Page 1 of 6)

```
                    FIS/PS MASTER FILE TRANSACTION EDIT PROGRAM  -  DIAGNOSTIC REPORT                PAGE     1

PROGRAM NAME: PEDMSTR (EP0080)
REVISION LEVEL: 1-00
LAST UPDATE #: P-1
DATE INCORPORATED: FEBRUARY 1, 1980

OPTIONS IN EFFECT: FLAGW     NCLIST
CONTROL YEAR: 80

80 FLAGW   LOST
          *** PEDMSTR 004 CONDITIONAL - INVALID LIST OPTION, DEFAULT (NCLIST) ASSUMED

STCNTYAGCPLT#81DDD                                                          00B
BEB  EB EB  FBF  E                                                          BFB
          *** PEDMSTR 005 ERROR - COLUMN 01 - INVALID STATE CODE, CARD REJECTED
          *** PEDMSTR 006 ERROR - COLUMN 03 - NON-NUMERIC COUNTY CODE, CARD REJECTED
          *** PEDMSTR 007 ERROR - COLUMN 07 - INVALID AGCR, CARD REJECTED
          *** PEDMSTR 008 ERROR - COLUMN 10 - INVALID PLANT-ID, CARD REJECTED
          *** PEDMSTR 014 ERROR - COLUMN 78 - INVALID TRANSACTION CARD NUMBER, CARD REJECTED
          *** PEDMSTR 015 ERROR - COLUMN 80 - INVALID ACTION TYPE, CARD REJECTED
          *** PEDMSTR 017 CONDITIONAL - COLUMN 14 - YEAR SPCFD  IS GREATER THAN OPTION YEAR
          *** PEDMSTR 016 ERROR - COLUMN 14 - INVALID DATE SPECIFIED, CARD REJECTED

06196005300018000105422122060 0                                             21A
                                                         B
          *** PEDMSTR 083 ERROR - COLUMN 62 - INVALID ASH/SULFUR ORIGIN, CARD REJECTED

06196005300018000105422122060 0  11101                                      23A
                                 B
          *** PEDMSTR 106 ERROR - COLUMN 31 - INVALID EMF ORIGIN, CARD REJECTED

550000111222280001NON-BLANK FIELDS FOR DELETE                               01D
          *** PEDMSTR 104 ERROR - NON-KEY FIELDS NOT BLANK FOR DELETE, CARD REJECTED

550000111222280001                                                          01A
                                  BE
          *** PEDMSTR 021 CONDITIONAL - COLUMN 40 - UTM-ZONE NUMBER BLANK FOR ADD TRANSACTION

550000111222280001                  CITYUZC                 TELEPHONE#      01A
                                    B  EBFB                 B        F
          *** PEDMSTR 018 CONDITIONAL - COLUMN 36 - INVALID CITY SPECIFIED
          *** PEDMSTR 019 ERROR - COLUMN 40 - NON-NUMERIC UTM-ZONE NUMBER, CARD REJECTED
```

Figure PST18-2 - continued. Sample Output (Page 2 of 6)

```
                    EIS/PS MASTER FILE TRANSACTION EDIT PROGRAM  -  DIAGNOSTIC REPORT                PAGE     2

        *** PEDMSTR 022 CONDITIONAL - COLUMN 42 - INVALID OWNERSHIP CODE
        *** PEDMSTR 023 ERROR - COLUMN 58 - NON-NUMERIC TELEPHONE NUMBER, CARD REJECTED

550000111222280001                      21                                      01A
                                        BE
        *** PEDMSTR 020 CONDITIONAL - COLUMN 40 - UTM-ZONE NUMBER OUT OF RANGE

550000111222280001                                                              02D
                                                                                BF
        *** PEDMSTR 092 ERROR - COLUMN 78 - INVALID CARD NUMBER FOR DELETE, CARD REJECTED

550000111222280001                                                #EMPPRAREA 02A
                B                                                EB  EB    E
        *** PEDMSTR 024 ERROR - COLUMN 19 - NAME/ADDRESS FIELD BLANK FOR ADD TRANSACTION, CARD REJECTED
        *** PEDMSTR 025 ERROR - COLUMN 67 - NON-NUMERIC NUMBER OF EMPLOYEES, CARD REJECTED
        *** PEDMSTR 026 CONDITIONAL - COLUMN 71 - NON-NUMERIC PROPERTY AREA

550000111222280001*                                                             02C
                B                                                E
        *** PEDMSTR 102 ERROR - COLUMN 19 - NAME/ADDRESS FIELD CANNOT BE DELETED, CARD REJECTED

550000111222280001P#   SICCIPHORZVERTCLATIUDLONGTDETHRUPUTTOPRTEBOILRSPH     11A
                BE   B  EBEB  EB   EB    EB     EB      EBEBBEB   EB E
        *** PEDMSTR 009 ERROR - COLUMN 19 - INVALID POINT-ID, CARD REJECTED
        *** PEDMSTR 028 CONDITIONAL - COLUMN 24 - NON-NUMERIC SIC CODE
        *** PEDMSTR 029 ERROR - COLUMN 28 - NON-NUMERIC IPP CODE, CARD REJECTED
        *** PEDMSTR 030 ERROR - COLUMN 30 - NON-NUMERIC UTM-HORIZONTAL CODE, CARD REJECTED
        *** PEDMSTR 033 ERROR - COLUMN 34 - NON-NUMERIC UTM-VERTICAL CODE, CARD REJECTED
        *** PEDMSTR 036 ERROR - COLUMN 39 - NON-NUMERIC LATITUDE, CARD REJECTED
        *** PEDMSTR 037 ERROR - COLUMN 45 - NON-NUMERIC LONGITUDE, CARD REJECTED
        *** PEDMSTR 038 ERROR - COLUMN 52 - NON-NUMERIC ANNUAL THRUPUT PERCENTAGE, CARD REJECTED
        *** PEDMSTR 058 ERROR - COLUMN 60 - NON NUMERIC DAY FOR OPERATING RATE, CARD REJECTED
        *** PEDMSTR 109 ERROR - COLUMN 62 - NON NUMERIC WEEK FOR OPERATING RATE, CARD REJECTED
        *** PEDMSTR 111 ERROR - COLUMN 63 - NON NUMERIC YEAR FOR OPERATING RATE, CARD    REJECTED
        *** PEDMSTR 040 ERROR - COLUMN 65 - NON-NUMERIC BOILER DESIGN CAPACITY, CARD REJECTED
        *** PEDMSTR 041 ERROR - COLUMN 70 - NON-NUMERIC HEATED SPACE PERCENTAGE, CARD REJECTED

5500001112222800012 2   1111  280020600             1122334425853             11A
                            B  EB   E              B       EBEBBE
        *** PEDMSTR 031 CONDITIONAL - COLUMN 30 - UTM-HORIZONTAL CODE OUT OF RANGE
        *** PEDMSTR 034 CONDITIONAL - COLUMN 34 - UTM-VERTICAL CODE OUT OF RANGE
        *** PEDMSTR 093 CONDITIONAL - COLUMN 52 - INVALID THRUPUT SUM
        *** PEDMSTR 039 CONDITIONAL - COLUMN 60 - INVALID DAY FOR OPERATING RATE
```

Figure PST18-2 - continued. Sample Output (Page 3 of 6)

```
*** PEDMSTR 108 CONDITIONAL - COLUMN 62 - INVALID WEEK FOR OPERATING RATE
*** PEDMSTR 110 CONDITIONAL - COLUMN 63 - INVALID YEAR FOR OPERATING RATE

55000011122228000122                                                    11A
                    B  E  B  EB   E
*** PEDMSTR 027 CONDITIONAL - COLUMN 24 - SIC CODE BLANK FOR ADD TRANSACTION
*** PEDMSTR 032 CONDITIONAL - COLUMN 30 - UTM-HORIZONTAL CODE BLANK FOR ADD TRANSACTION
*** PEDMSTR 035 CONDITIONAL - COLUMN 34 - UTM-VERTICAL CODE BLANK FOR ADD TRANSACTION

550000111222280001220501                                                12A
                  B  E
*** PEDMSTR 094 CONDITIONAL - COLUMN 21 - STACK HEIGHT LESS THAN ZERO OR GREATER THAN 500

5500001112222800012201000212001          02010604 86018101313           12A
                     B EB  E                B  EB  E BE  BE    B
*** PEDMSTR 044 CONDITIONAL - COLUMN 25 - STACK DIAMETER EXCEEDS 20 PERCENT OF THE STACK HEIGHT
*** PEDMSTR 046 CONDITIONAL - COLUMN 28 - STACK TEMPERATURE LESS THAN 77 OR GREATER THAN 2000
*** PEDMSTR 050 CONDITIONAL - COLUMN 44 - PLUME HEIGHT IS GREATER THAN 200
*** PEDMSTR 052 CONDITIONAL - COLUMN 48 - 1ST POINT GREATER THAN OR EQUAL TO 2ND POINT
*** PEDMSTR 100 CONDITIONAL - NEDS POINT ID NOT WITHIN COMMON STACK POINTS
*** PEDMSTR 055 CONDITIONAL - COLUMN 53 - YEAR OF COMPLIANCE SCHEDULE NOT WITHIN 5 YEARS
*** PEDMSTR 057 CONDITIONAL - COLUMN 57 - YEAR OF COMPLIANCE UPDATE GREATER THAN OPTION YEAR
*** PEDMSTR 095 CONDITIONAL - COLUMN 63 - INVALID ECAP CODE

5500001112222800012 2HGHTDIATEMPFLOWRTEVELOCPLUM#1#2SSCHDUPDATEEREG1REG2REG3  12A
                  B  EB EB  EB     EB   EB  EB  EBB  EB    EB
*** PEDMSTR 042 ERROR - COLUMN 21 - NON-NUMERIC STACK HEIGHT, CARD REJECTED
*** PEDMSTR 043 ERROR - COLUMN 25 - NON-NUMERIC STACK DIAMETER, CARD REJECTED
*** PEDMSTR 045 ERROR - COLUMN 28 - NON-NUMERIC STACK TEMPERATURE, CARD REJECTED
*** PEDMSTR 047 ERROR - COLUMN 32 - NON-NUMERIC EXHAUST FLOW RATE, CARD REJECTED
*** PEDMSTR 048 ERROR - COLUMN 39 - NON-NUMERIC VELOCITY, CARD REJECTED
*** PEDMSTR 049 ERROR - COLUMN 44 - NON-NUMERIC PLUME HEIGHT, CARD REJECTED
*** PEDMSTR 051 ERROR - COLUMN 48 - INVALID POINTS WITH COMMON STACK, CARD REJECTED
*** PEDMSTR 053 CONDITIONAL - COLUMN 52 - INVALID COMPLIANCE STATUS
*** PEDMSTR 054 ERROR - COLUMN 53 - INVALID COMPLIANCE SCHEDULE, CARD REJECTED
*** PEDMSTR 056 ERROR - COLUMN 57 - INVALID COMPLIANCE UPDATE, CARD REJECTED
*** PEDMSTR 082 ERROR - COLUMN 63 - INVALID ECAP, CARD REJECTED

5500001112222800012 2POLIDCNTRLEQPRISECEFFESTIMTEMEASURDALLOWBLUET            13A
                  B   EB     EB EB EB EB EB     EB     EB     EBBB
*** PEDMSTR 059 ERROR - COLUMN 21 - NON-NUMERIC POLLUTANT ID, CARD REJECTED
*** PEDMSTR 060 ERROR - COLUMN 26 - NON-NUMERIC CONTROL EQUIPMENT COST, CARD REJECTED
*** PEDMSTR 061 ERROR - COLUMN 33 - INVALID PRIMARY CONTROL EQUIPMENT,  CARD REJECTED
*** PEDMSTR 063 ERROR - COLUMN 36 - INVALID SECONDARY CONTROL EQUIPMENT,  CARD REJECTED
```

Figure PST18-2 - continued. Sample Output (Page 4 of 6)

```
*** PEDMSTR 064 ERROR - COLUMN 39 - NON-NUMERIC ESTIMATED CONTROL EFFICIENCY, CARD REJECTED
*** PEDMSTR 065 ERROR - COLUMN 42 - NON-NUMERIC EMISSIONS ESTIMATE, CARD REJECTED
*** PEDMSTR 068 ERROR - COLUMN 49 - NON-NUMERIC MEASURED EMISSIONS, CARD REJECTED
*** PEDMSTR 069 ERROR - COLUMN 56 - NON-NUMERIC ALLOWABLE EMISSIONS, CARD REJECTED
*** PEDMSTR 070 WARNING - COLUMN 63 - NON-NUMERIC EMISSIONS UNITS CODE
*** PEDMSTR 071 ERROR - COLUMN 64 - INVALID ESTIMATION METHOD, CARD REJECTED
*** PEDMSTR 072 WARNING - COLUMN 65 - NON-NUMERIC TEST METHOD

5500001112222800012211101                0800001                                13A
                                         B     E
*** PEDMSTR 066 ERROR - COLUMN 42 - EMISSIONS ESTIMATE TOO LARGE

5500001112222800012211101             111                      1                13A
                                         B     E
*** PEDMSTR 062 ERROR - PRIMARY EQUIP AND EST CONTROL EFF NOT BOTH BLANK FOR ADD, CARD REJECTED
*** PEDMSTR 067 ERROR - COLUMN 42 - EMISS. EST. REQUIRED FOR METHODS 2,4,5; CARD REJECTED

5500001112222800012211101                0025001       0025001                  13A
                                         B     E       B     E
*** PEDMSTR 101 CONDITIONAL - COLUMN 42 - ESTIMATED EMISSIONS BETWEEN 25,000 AND 800,000
*** PEDMSTR 097 CONDITIONAL - COLUMN 56 - ALLOWABLE EMISSIONS OUT OF RANGE

5500001112222800012 2SCCNUMBRSQBECNOUPROCESSMAXDSGNSULASHHEATCOS                21A
                    B      EBER   EBB     EB     EB EB EB   EBB
*** PEDMSTR 010 ERROR - COLUMN 21 - NON-NUMERIC SCC NUMBER, CARD REJECTED
*** PEDMSTR 011 ERROR - COLUMN 29 - NON-NUMERIC SCC SEGMENT NUMBER, CARD REJECTED
*** PEDMSTR 073 WARNING - COLUMN 31 - NON-NUMERIC BEC CODE
*** PEDMSTR 074 WARNING - COLUMN 36 - NON-NUMERIC FUEL UNITS CODE
*** PEDMSTR 075 ERROR - COLUMN 37 - NON-NUMERIC FUEL PROCESS RATE, CARD REJECTED
*** PEDMSTR 076 ERROR - COLUMN 44 - NON-NUMERIC MAXIMUM DESIGN RATE, CARD REJECTED
*** PEDMSTR 077 ERROR - COLUMN 51 - NON-NUMERIC SULFUR CONTENT, CARD REJECTED
*** PEDMSTR 078 ERROR - COLUMN 54 - NON-NUMERIC ASH CONTENT, CARD REJECTED
*** PEDMSTR 079 ERROR - COLUMN 57 - NON-NUMERIC HEAT CONTENT, CARD REJECTED
*** PEDMSTR 083 ERROR - COLUMN 62 - INVALID ASH/SULFUR ORIGIN, CARD REJECTED
*** PEDMSTR 105 ERROR - COLUMN 63 - INVALID ASH/SULFUR SOURCE, CARD REJECTED

5500001112222800012233333333030SPOLL1EMISFCTR1CUPOLL2EMISFCTR2CU                23A
                                BBB   EB       EBBB   EB       EBB
*** PEDMSTR 106 ERROR - COLUMN 31 - INVALID EMF ORIGIN, CARD REJECTED
*** PEDMSTR 107 ERROR - COLUMN 32 - INVALID EMF SOURCE, CARD REJECTED
*** PEDMSTR 084 ERROR - COLUMN 33 - FIRST POLLUTANT ID IS NON-NUMERIC, CARD REJECTED
*** PEDMSTR 085 ERROR - COLUMN 38 - FIRST EMISSION FACTOR IS NON-NUMERIC, CARD REJECTED
*** PEDMSTR 086 CONDITIONAL - COLUMN 47 - FIRST ASH/SULFUR CODE IS INVALID
*** PEDMSTR 087 WARNING - COLUMN 48 - FIRST EMISSION FACTOR UNITS CODE IS NON-NUMERIC
```

Figure PST18-2 - continued. Sample Output (Page 5 of 6)

```
*** PEDMSTR 088 ERROR - COLUMN 49 - SECOND POLLUTANT ID IS NON-NUMERIC, CARD REJECTED
*** PEDMSTR 089 ERROR - COLUMN 54 - SECOND EMISSION FACTOR IS NON-NUMERIC, CARD REJECTED
*** PEDMSTR 090 CONDITIONAL - COLUMN 63 - SECOND ASH/SULFUR CODE IS INVALID
*** PEDMSTR 091 WARNING - COLUMN 64 - SECOND EMISSION FACTOR UNITS CODE IS NON-NUMERIC

5500001112222800012233333398024 *                                        22A
                                B B                 F
*** PEDMSTR 080 CONDITIONAL - COLUMN 31 - INVALID CONFIDENTIALITY, REPLACING WITH 1
*** PEDMSTR 103 ERROR - COLUMN 33 - SOURCE DESCRIPTION FIELD CANNOT BE DELETED, CARD REJECTED

5500001112222800012233333399013                                          22A
                                B B                 F
*** PEDMSTR 081 ERROR - COLUMN 31 - CONFIDENTIALITY OF 3 IS NOT ALLOWED, CARD REJECTED
*** PEDMSTR 099 CONDITIONAL - COLUMN 33 - SOURCE DESCRIPTION BLANK FOR SCC 97, 98, OR 99

5500001112222800012SQLN#FCOMMENT                                         30A
                  REB EB
*** PEDMSTR 012 ERROR - COLUMN 21 - NON-NUMERIC PNR SEQUENCE NUMBER, CARD REJECTED
*** PEDMSTR 013 ERROR - COLUMN 23 - NON-NUMERIC PNR LINE NUMBER, CARD REJECTED
*** PEDMSTR 096 ERROR - COLUMN 26 - INVALID COMMENT FLAG, CARD REJECTED


NUMBER OF TRANSACTIONS READ:                    66
NUMBER OF INTERNAL TRANSACTIONS WRITTEN:        48
NUMBER OF TRANSACTIONS REJECTED:                18
NUMBER OF ABORT MESSAGES:                        0
NUMBER OF ERROR MESSAGES:                       70
NUMBER OF CONDITIONAL MESSAGES:                 33
NUMBER OF WARNING MESSAGES:                      6


PROGRAM NAME: PEDMSTR (EP0080)
REVISION LEVEL: 1-00
LAST UPDATE #: P-1
DATE INCORPORATED: FEBRUARY 1, 1980
```

Figure PST18-2 - continued. Sample Output (Page 6 of 6)

EIS/PS Test 19 - Ad Hoc

Generate Non-Abortive Error Messages of the Master File Maintenance Program

In this test run, the internal transaction files output from EIS/PS Tests 17 and 18 are concatenated using the cataloged procedure EPMST20 which executes PMSTCON (EP0190), the internal transaction file concatenation program. The concatenated file is used to generate non-abortive error messages of PFMMSTR (EP0120) by executing the cataloged procedure EPFMM10 which executes PSRINTR (EP0110), the master file internal transaction sort program; and PFMMSTR (EP0120), the master file maintenance program.

Two internal transaction files are input to PMSTCON (EP0190) which concatenates them and produces one internal transaction file. This program does not perform any sequencing and it does not check for duplicate transactions. The internal transaction file output from PMSTCON (EP0190) is input to PSRINTR (EP0110) which sorts the file into the sequence required by PFMMSTR (EP0120). See Test 9 for a discussion of PMSTCON (EP0190) and Test 4 for a discussion of PSRINTR (EP0110) and PFMMSTR (EP0120).

The run stream for this test run contains the JCL needed to concatenate the two internal transaction files and perform the master file maintenance. An option card is input to PFMMSTR (EP0120) to supply the options necessary for this test run. The run stream for this test run is shown in Figure PST19-1. A listing of the transactions is shown in Figure PST19-2 since they are not included directly in the run stream.

Substitutable parameters are used when executing EPMST20 to supply the names of the two internal transaction files input to PMSTCON (EP0190) and the concatenated file output from PMSTCON (EP0190). The names of these files are EPINTR4, EPINTR5, and EPINTR6, respectively.

Substitutable parameters are also used when executing EPFMM10 to supply the names of the internal transaction file input to PSRINTR (EP0110), the master file input to PFMMSTR (EP0120), and the master file output from PFMMSTR (EP0120). The names of these files are EPINTR6, EPMSTR5 (created in Test 11), and EPMSTR6, respectively.

The DD (data definition) information for the option card input to PFMMSTR (EP0120) is also supplied in the run stream. The control year and the LIST option are purposely specified incorrectly on the option card so that messages 2 and 8 will be generated. All non-abortive error messages are not generated since many of them are redundant of error messages in PCENETR (EP0060) and PEDMSTR (EP0080). Sample output produced by this test run is shown in Figure PST19-3.

```
//PSTEST19 JOB     (ACCOUNTING INFO)
//*
//*   GENERATE NON-ABORTIVE ERROR MESSAGES OF PFMMSTR (EP0120)
//*
//STEP19A EXEC EPMST20,
//       INTRN1=EPINTR4,
//       INTRN2=EPINTR5,
//       CONCAT=EPINTR6
//*
//*   CONCATENATE TWO INTERNAL TRANSACTION FILES
//*
//STEP19B EXEC EPFMM10,
//       OLDMSTR=EPMSTR5,
//       NEWMSTR=EPMSTR6,
//       INTRTRN=EPINTR6
//*
//*   GENERATE ERROR MESSAGES OF PFMMSTR (EP0120) WHILE
//*   UPDATING A MASTER FILE
//*
//UPDATE.OPTIONS DD *
YY FLAG* LOST
```

Figure PST19-1. Run Stream

```
5500001110202020201011000000000000000121550000111222 2  00011                                0102                          12A
5500001110202020201011000000000000000131550000111222280000111110 1                  0025001                                  13A
5500001110202020201011000000000000000131550000111222280000114260 2                  0800000                                  13A
5500001110202020201011000000000000000131550000111222280000114240 1                  0111111                                  13A
5500001110202020201011000000000000000131550000111222280000114310 1                  0222222                                  13A
5500001110202020201011000000000000000131550000111222280000114210 1                  0333333                                  13A
0619600530000000100000000000000000000110619600530001800 01                        12                                         01A
0619600530000000100011000000000000000130061960053000180001016610 1                                                           13D
0619600530000000100011000000000000000131061960053000180001011110 1                                                           13A
0619600530000000100011000000000000000132061960053000180001012220 2                                                           13C
0619600530000000100012403001010000000230061960053000180001014030010100  71101                                                23D
0619600530000000100012403001010000000231061960053000180001014030010100F 22104          A                                    23A
0619600530000000100012403001010000000232061960053000180001014030010100F 33101          A                                    23C
0619600530000000100013000000000000030013010619600530001800660103001LSTART COMMENT                                           30A
0619600530000000100013000000000000030023010619600530001800660103002LCONTINUE MONITORING THIS PLANT UNTIL FURTHER NOTICE30A
0619600530000000100013000000000000030033010619600530001800660103003LCITE PLANT FOR VIOLATIONS OCCURRING AFTER 03/06/80 30A
0619600530000000100013000000000000030043010619600530001800660103004LEND COMMENT                                            30A
0619600530000000100013000000000000040013010619600530001800660104001LSTART COMMENT                                           30A
0619600530000000100013000000000000040023010619600530001800660104002R CHANGE IN SEQUENCE NUMBER                                30A
0619600530000000100013000000000000040023010619600530001800660104002LTHIS IS A TEST COMMENT.....PAGE-BREAK OCCURS DUE TO30A
0619600530000000100013000000000000040033010619600530001800660104003LEND COMMENT                                            30A
0619600530000000100052422122060000000211061960053000180001054221220600                                F                    21A
0619600530000000100052422122060000000221061960053000180001054221220600                                                       22A
0619600530000000100052422122060000000231061960053000180001054221220600F311101                                                23A
0619600530000000101001000000000000000111061960053000180001 10   0011  100045000                                              11A
0619600530000000101001000000000000000121061960053000180001 10                                                                12A
0619600530000000101003000000000000100130106196005300018000110010 01LTEST COMMENT                                            30A
0619600530000020000011000000000000000111061960053002080001 01   0012  100045000                                              11A
0619600530000020000011000000000000000121061960053002080001 01                                                                12A
0619600530000020000011000000000000000131061960053002080001011110 1                                                           13A
0619600530000040100012102023020200000211061960053004180001011020230202                                F                    21A
0619600530000040100022403001010100000211061960053004180001024030010101                                F                    21A
0619600530000040100022403001010100000221061960053004180001024030010101                                                       22A
0619600530000040100022403001010100000231061960053004180001024030010101F 11101          A                                    23A
0619600530000040100022403001010100000231061960053004180001024030010101F 71101          A 72202          S                   23A
0619600530000040100022404001010100000211061960053004180001024040010101                                F                    21A
0619600530000040100022404001010100000221061960053004180001024040010101                                                       22A
0619600530000040100022404001010100000231061960053004180001024040010101F 11101          A                                    23A
0619600530000040102021000000000000000111061960053004180001 22   0022  100045000                                              11A
0619600530000040102022101022030100000211061960053004180001221010220301                                F                    21A
0619600530000040102022101022030100000221061960053004180001221010220301                                                       22A
0619600530000040102022101022030100000231061960053004180001221010220301F 11101                                                23A
3400402030000000300011000000000000000131340040203000380001013330 3                                                           13A
3400402030000000300011000000000000000131340040203000380001012220 2                                                           13A
3400402030000000300011000000000000000131340040203000380001014440 4                                                           13A
4411112220000030300000000000000000000124411112220033800 01                                                                   01C
4411112220303030300000000000000000000114411112223333800 01                        16                                         01A
5500001110202020200000000000000000000115500001112222800 01                                                                   01A
5500001110202020200000000000000000000115500001112222800 01                        21                                         01A
5500001110202020202021000000000000000111550000111222280001 22   1111  280020600              1122334425853                 11A
5500001110202020202021000000000000000111550000111222280001 22                                                                11A
5500001110202020202021000000000000000121550000111222280001 220501                                                            12A
5500001110202020202021000000000000000121550000111222280001 2201000212001            02010604 86018101313                     12A
5500001110202020202021000000000000000131550000111222280001 2211101                 0025001       0025001                    13A
```

Figure PST19-2. Master File Internal Transactions

EIS/PS INTERNAL TRANSACTION FILE CONCATENATION PROGRAM - DIAGNOSTIC REPORT PAGE 1

PROGRAM NAME: PMSICON (EP0190)
REVISION LEVEL: 1-00
LAST UPDATE #: P-1
DATE INCORPORATED: FEBRUARY 1, 1980

NUMBER OF INPUT TRANSACTIONS FROM FILE 1: 6
NUMBER OF INPUT TRANSACTIONS FROM FILE 2: 48
TOTAL NUMBER OF INPUT TRANSACTIONS: 54
NUMBER OF OUTPUT TRANSACTIONS: 54

---

EIS/PS MASTER FILE INTERNAL TRANSACTION SORT PROGRAM PAGE 1

PROGRAM NAME: PSRINTR (EP0110)
REVISION LEVEL: 1-00
LAST UPDATE #: P-1
DATE INCORPORATED: FEBRUARY 1, 1980

NUMBER OF INPUT TRANSACTIONS: 54
NUMBER OF OUTPUT TRANSACTIONS: 54

Figure PST19-3. Sample Output (Page 1 of 5)

```
                    FIS FILE MAINTENANCE PROGRAM - DIAGNOSTIC MESSSAGES                    PAGE     1

PROGRAM NAME: PFMMSTR (EP0120)
REVISION LEVEL: 1-00
LAST UPDATE #: P-1
DATE INCORPORATED: FEBRUARY 1, 1980


OPTION CARD

YY FLAGW LOST
                         *** PFMMSTR 002 WARNING - INVALID DATE ON OPTION CARD

YY FLAGW LOST
                         *** PFMMSTR 008 CONDITIONAL - INVALID LIST FIELD ON OPTION CARD

   CONTROL DATE IS       ,  ERROR OPTION IS FLAGW  ,  LIST OPTION IS NOLIST


0619600530000001000000000000000000001106196005300018000 1                    12                                    01A
                         *** PFMMSTR 006 ERROR - ADD TRANSACTION, RECORD ALREADY ON MASTER FILE, CARD REJECTED

0619600530000001000110000000000000001300619600530001800010166101                                                   13U
                         *** PFMMSTR 030 ERROR - ATTEMPT TO DELETE POINT POLL NOT ON FILE

0619600530000001000110000000000000001310619600530001800010111101                                                   13A
                         *** PFMMSTR 012 ERROR - POINT POLLUTANT ID ALREADY ON FILE, CARD REJECTED

0619600530000001000110000000000000001320619600530001800010122202                                                   13C
                         *** PFMMSTR 014 ERROR - NO MATCHING POINT POLLUTANT ID FOR TRANSACTION, CARD REJECTED

0619600530000001000124030010100000002300619600530001800010140300101 00  71101                                    23U
                         *** PFMMSTR 031 ERROR - ATTEMPT TO DELETE SCC POLLUTANT NOT ON FILE

0619600530000001000124030010100000002310619600530001800010140300101 00F 22104         A                            23A
                         *** PFMMSTR 015 ERROR - SCC POLLUTANT ID ALREADY ON FILE, POLLUTANT REJECTED

0619600530000001000124030010100000002320619600530001800010140300101 00F 33101         A                            23C
                         *** PFMMSTR 017 ERROR - NO MATCHING SCC POLLUTANT ID FOR TRANSACTION, CARD REJECTED

0619600530000001000524221220600000002110619600530001800010542212206 00                            F                21A
                         *** PFMMSTR 025 ERROR - ATTEMPT TO ADD SCC TO NONEXISTANT POINT

0619600530000001000524221220600000002210619600530001800010542212206 00                                             22A
                         *** PFMMSTR 028 ERROR - INVALID INITIAL ADD CARD NUMBER
                         *** PFMMSTR 025 ERROR - ATTEMPT TO ADD SCC TO NONEXISTANT POINT
```

Figure PST19-3 - continued. Sample Output (Page 2 of 5)

```
                    EIS FILE MAINTENANCE PROGRAM - DIAGNOSTIC MESSAGES                                PAGE     2

0619600530000000100052422122060000000231061960053000180001054221220600F311101                          23A
                         *** PFMMSTR 028 ERROR - INVALID INITIAL ADD CARD NUMBER
                         *** PFMMSTR 025 ERROR - ATTEMPT TO ADD SCC TO NONEXISTANT POINT

0619600530000000101001000000000000000000  06196005300018000111O   0011  100045000
                         *** PFMMSTR 019 ERROR - NEW MASTER RECORD INCOMPLETE, NOT WRITTEN

0619600530000000101003000000000000100130106196005300018000110010 01LTEST COMMENT                        30A
                         *** PFMMSTR 024 ERROR - ATTEMPT TO ADD COMMENT TO NONEXISTANT POINT

0619600530000200000110000000000000000111061960053002080001 01   0012  100045000                          11A
                         *** PFMMSTR 026 ERROR - ATTEMPT TO ADD POINT TO NONEXISTANT PLANT

0619600530000200000110000000000000000121061960053002080001 01                                             12A
                         *** PFMMSTR 028 ERROR - INVALID INITIAL ADD CARD NUMBER
                         *** PFMMSTR 026 ERROR - ATTEMPT TO ADD POINT TO NONEXISTANT PLANT

0619600530000200000110000000000000000131061960053002080001011110 1                                        13A
                         *** PFMMSTR 028 ERROR - INVALID INITIAL ADD CARD NUMBER
                         *** PFMMSTR 026 ERROR - ATTEMPT TO ADD POINT TO NONEXISTANT PLANT

0619600530000040100012102023020200000211061960053004180001011020230202                   F              21A
                         *** PFMMSTR 006 ERROR - ADD TRANSACTION, RECORD ALREADY ON MASTER FILE, CARD REJECTED

0619600530000040100022403001010100000211061960053004180001024030010101                   F              21A
                         *** PFMMSTR 006 ERROR - ADD TRANSACTION, RECORD ALREADY ON MASTER FILE, CARD REJECTED

0619600530000040100022403001010100000221061960053004180001024030010101                                    22A
                         *** PFMMSTR 006 ERROR - ADD TRANSACTION, RECORD ALREADY ON MASTER FILE, CARD REJECTED

0619600530000040100022403001010100000231061960053004180001024030010101F 71101         A 72202         S  23A
                         *** PFMMSTR 016 ERROR - ATTEMPT TO ADD MORE THAN MAX NUMBER OF SCC POLLUTANTS
                         *** PFMMSTR 016 ERROR - ATTEMPT TO ADD MORE THAN MAX NUMBER OF SCC POLLUTANTS

0619600530000040100022403001010100000231061960053004180001024030010101F 11101         A                  23A
                         *** PFMMSTR 015 ERROR - SCC POLLUTANT ID ALREADY ON FILE, POLLUTANT REJECTED

0619600530000040100022404001010100000211061960053004180001024040010101                   F              21A
                         *** PFMMSTR 033 ERROR - MORE THAN MAXIMUM NUMBER OF SCC FOR POINT

0619600530000040100022404001010100000221061960053004180001024040010101                                    22A
                         *** PFMMSTR 028 ERROR - INVALID INITIAL ADD CARD NUMBER

0619600530000040100022404001010100000231061960053004180001024040010101F 11101         A                  23A
                         *** PFMMSTR 028 ERROR - INVALID INITIAL ADD CARD NUMBER

0619600530000040100021000000000000000346  06196005300418014810201111412124540955571212105151520203030110547001370970090010010000001
```

Figure PST19-3 - continued. Sample Output (Page 3 of 5)

```
                    FIS FILE MAINTENANCE PROGRAM - DIAGNOSTIC MESSSAGES                    PAGE     3

                       *** PFMMSTR 004 ERROR - FIELDS MISSING FOR EMISSIONS CALCULATIONS, 0 USED FOR ESTIMATE

0619600530000040100021000000000000000346  06196005300418014810201111412124540955571212105151520203030110547001370970090010010000
                       *** PFMMSTR 004 ERROR - FIELDS MISSING FOR EMISSIONS CALCULATIONS, 0 USED FOR ESTIMATE

0619600530000040102021000000000000000000  06196005300418000112 2   0022  100045000
                       *** PFMMSTR 019 ERROR - NEW MASTER RECORD INCOMPLETE, NOT WRITTEN

0619600530000040102022101022030100000000  06196005300418000122210102203 01
                       *** PFMMSTR 020 ERROR - POINT INCOMPLETE, SCC NOT WRITTEN TO OUTPUT MASTER  FILE

3400402030000000300011000000000000000131340040203000380001014440 4                                  13A
                       *** PFMMSTR 013 ERROR - ATTEMPT TO ADD MORE THAN MAXIMUM NUMBER OF POINT POLLUTANTS

4411112220000030300000000000000000000124411112220033800 01                                          01C
                       *** PFMMSTR 007 ERROR - TRANSACTION NOT ADD, BUT NO MASTER ON FILE, CARD REJECTED

4411112220303030300000000000000000000000  4411112223333800 0101                    16
                       *** PFMMSTR 019 ERROR - NEW MASTER RECORD INCOMPLETE, NOT WRITTEN

5500001110202020200000000000000000000115500001112222800 01                    21                    01A
                       *** PFMMSTR 034 ERROR - DUPLICATE TRANSACTION - CARD REJECTED

5500001110202020200000000000000000000000  5500001112222800 0101
                       *** PFMMSTR 019 ERROR - NEW MASTER RECORD INCOMPLETE, NOT WRITTEN

5500001110202020201011000000000000000121550000111222 2  00011                          0102          12A
                       *** PFMMSTR 028 ERROR - INVALID INITIAL ADD CARD NUMBER
                       *** PFMMSTR 026 ERROR - ATTEMPT TO ADD POINT TO NONEXISTANT PLANT

5500001110202020201011000000000000000131550000111222280000114240 1                 0111111          13A
                       *** PFMMSTR 028 ERROR - INVALID INITIAL ADD CARD NUMBER
                       *** PFMMSTR 026 ERROR - ATTEMPT TO ADD POINT TO NONEXISTANT PLANT

5500001110202020201011000000000000000131550000111222280000114260 2                 0800000          13A
                       *** PFMMSTR 028 ERROR - INVALID INITIAL ADD CARD NUMBER
                       *** PFMMSTR 026 ERROR - ATTEMPT TO ADD POINT TO NONEXISTANT PLANT

5500001110202020201011000000000000000131550000111222280000111110 1                 0025001          13A
                       *** PFMMSTR 028 ERROR - INVALID INITIAL ADD CARD NUMBER
                       *** PFMMSTR 026 ERROR - ATTEMPT TO ADD POINT TO NONEXISTANT PLANT

5500001110202020201011000000000000000131550000111222280000114210 1                 0333333          13A
                       *** PFMMSTR 028 ERROR - INVALID INITIAL ADD CARD NUMBER
                       *** PFMMSTR 026 ERROR - ATTEMPT TO ADD POINT TO NONEXISTANT PLANT

5500001110202020201011000000000000000131550000111222280000114310 1                 0222222          13A
```

Figure PST19-3 - continued. Sample Output (Page 4 of 5)

```
                    EIS FILE MAINTENANCE PROGRAM - DIAGNOSTIC MESSSAGES                    PAGE    4

                       *** PFMMSTR 028 ERROR - INVALID INITIAL ADD CARD NUMBER
                       *** PFMMSTR 026 ERROR - ATTEMPT TO ADD POINT TO NONEXISTANT PLANT

5500001110202020202021000000000000001115500001112222800012 2                                  11A
                       *** PFMMSTR 026 ERROR - ATTEMPT TO ADD POINT TO NONEXISTANT PLANT

5500001110202020202021000000000000001115500001112222800012 2   1111  280020600            1122334425853   11A
                       *** PFMMSTR 034 ERROR - DUPLICATE TRANSACTION - CARD REJECTED
                       *** PFMMSTR 026 ERROR - ATTEMPT TO ADD POINT TO NONEXISTANT PLANT

5500001110202020202021000000000000001215500001112222800012205 01                              12A
                       *** PFMMSTR 028 ERROR - INVALID INITIAL ADD CARD NUMBER
                       *** PFMMSTR 026 ERROR - ATTEMPT TO ADD POINT TO NONEXISTANT PLANT

5500001110202020202021000000000000001215500001112222800012201000212001            02010604 86018101313   12A
                       *** PFMMSTR 034 ERROR - DUPLICATE TRANSACTION - CARD REJECTED
                       *** PFMMSTR 028 ERROR - INVALID INITIAL ADD CARD NUMBER
                       *** PFMMSTR 026 ERROR - ATTEMPT TO ADD POINT TO NONEXISTANT PLANT

5500001110202020202021000000000000001315500001112222800012211101                0025001       0025001   13A
                       *** PFMMSTR 028 ERROR - INVALID INITIAL ADD CARD NUMBER
                       *** PFMMSTR 026 ERROR - ATTEMPT TO ADD POINT TO NONEXISTANT PLANT
```

---

```
                    EIS FILE MAINTENANCE PROGRAM - DIAGNOSTIC MESSSAGES                    PAGE    5

   NUMBER OF INPUT TRANSACTIONS READ                          54
   NUMBER OF DISASTERS DETECTED                                0
   NUMBER OF ABORTS DETECTED                                   0
   NUMBER OF ERRORS DETECTED                                  59
   NUMBER OF CONDITIONALS DETECTED                             1
   NUMBER OF WARNINGS DETECTED                                 1
   NUMBER OF TRANSACTIONS REJECTED                            36
   NUMBER OF POINT SOURCE FILE RECORDS READ IN               162
   NUMBER OF POINT SOURCE FILE RECORDS WRITTEN OUT           169
```

Figure PST19-3 - continued. Sample Output (Page 5 of 5)

EIS/PS Test 20 - Ad Hoc

Exercise All Options of the Master File Internal Transaction Emission Factor Insertion Program

In this test run, all options of PMSEFIN (EP0100) are exercised using the cataloged procedure EPMST10 which executes PSREFIN (EP0090), the master file internal transaction pre-insertion sort program; and PMSEFIN (EP0100), the master file internal transaction emission factor insertion program.

The concatenated internal transaction file created in EIS/PS Test 19 is used as input to PSREFIN (EP0090) which sorts the file into the sequence required by PMSEFIN (EP0100). Refer to Test 4 for a discussion of these programs.

The run stream for this test run contains the JCL needed to execute the insertions procedure. It also contains the option card which is input to PMSEFIN (EP0100). The run stream for this test run is shown in Figure PST20-1.

Substitutable parameters are used to supply the names of the internal transaction file input to PSREFIN (EP0090), the emission factor file input to PMSEFIN (EP0100), and the internal transaction file output from PMSEFIN (EP0100). The names of these files are EPINTR6, EPEMFC2, (created in Test 3) and EPINTR7, respectively. The DD (data definition) information for the option card input to PMSEFIN (EP0100) is also supplied.

The options specified on the option card include sulfur content (SUL), ash content (ASH), and emission factor (EMISSION). These are the fields that will be inserted or overridden. The insert (I) and override (O) options are coded on the option card immediately following each selected field. The option card also contains two control dates; an emission factor file record date and a transaction date. No insertion will be made into a field if the date of the matching emission factor file record is prior to the emission factor file record date specified on the option card. Likewise, no insertion will be made into any transaction with a date prior to the transaction date specified on the option card. An 'R' is coded in column 80 of the option

card so that the date of each transaction will be replaced by the date of its associated emission factor file record. Also, the FLAGW option is specified causing all the warning messages to be printed in the diagnostic report. Sample output produced by this run stream is shown in Figure PST20-2.

```
//PSTEST20 JOB     (ACCOUNTING INFO)
//*
//*   EXERCISE ALL OPTIONS OF PMSEFIN (EP0100)
//*
// EXEC EPMST10,
//      OLDINTR=EPINTR6,
//      NEWINTR=EPINTR7,
//      EMFCFIL=EPEMFC2
//*
//*   EXECUTE AN EMISSION FACTOR INSERTION PROCEDURE
//*
//INSERT.OPTIONS DD *
FLAGW   SUL IO ASH 10 EMISSION IO EDAT 78001 TDAT 79001                    R
```

Figure PST20-1. Run Stream

```
PROGRAM NAME: PSREFIN (EP0090)
REVISION LEVEL: 1-00
LAST UPDATE #: P-1
DATE INCORPORATED: FEBRUARY 1, 1980


NUMBER OF INPUT TRANSACTIONS:      54
NUMBER OF OUTPUT TRANSACTIONS:     55
```

Figure PST20-2. Sample Output (Page 1 of 4)

```
PROGRAM NAME: PMSEFIN (EP0100)
REVISION LEVEL:  1-00
LAST UPDATE #:   P-1
DATE INCORPORATED:  FEBRUARY 1, 1980


OPTIONS IN EFFECT:  FLAGW

        FIELDS SELECTED FOR INSERTIONS:  SUL  ASH  EMISSION     EDAT 78001 TDAT 79001

        FIELDS TO BE OVERRIDDEN:  SUL  ASH  EMISSION


  SULFUR I  O  ASH I  O  EMISSION FACTOR I  O                    DATE: EMISSION FACTOR 78001  TRANSACTION 79001


0619600530000040102022101022030100000021106196005300418000122101022030 1                    F          21A
        *** PMSEFIN 005 WARNING - NO MATCHING EMISSION FACTOR FILE RECORD

0619600530000040102022101022030100000023106196005300418000122101022030 1F 11101                      23A
        *** PMSEFIN 005 WARNING - NO MATCHING EMISSION FACTOR FILE RECORD

0619600530000040100012102023020200000021106196005300418000101102023020 2                    F          21A
        *** PMSEFIN 005 WARNING - NO MATCHING EMISSION FACTOR FILE RECORD

0619600530000000100012403001010000000023106196005300018000101403001010 0F 22104        A            23A
        *** PMSEFIN 005 WARNING - NO MATCHING EMISSION FACTOR FILE RECORD

0619600530000000100012403001010000000023206196005300018000101403001010 0F 33101        A            23C
        *** PMSEFIN 005 WARNING - NO MATCHING EMISSION FACTOR FILE RECORD

0619600530000040100072403001010100000023106196005300418000102403001010 1F 71101        A            23A
        *** PMSEFIN 005 WARNING - NO MATCHING EMISSION FACTOR FILE RECORD
```

Figure PST20-2 - continued. Sample Output (Page 2 of 4)

```
SULFUR I  0  ASH I  0  EMISSION FACTOR I  0                    DATE: EMISSION FACTOR 78001  TRANSACTION 79001

061960053000004010002240300101010000023106196005300418000102403001010 1F 72202        S                          23A
          *** PMSEFIN 005 WARNING - NO MATCHING EMISSION FACTOR FILE RECORD

061960053000004010002240400101010000021106196005300418000102404001010 1                          F             21A
          *** PMSEFIN 005 WARNING - NO MATCHING EMISSION FACTOR FILE RECORD

061960053000004010002240400101010000023106196005300418000102404001010 1F 11101        A                          23A
          *** PMSEFIN 005 WARNING - NO MATCHING EMISSION FACTOR FILE RECORD

061960053000000010005242212206000000021106196005300018000105422122060 0                          F             21A
          *** PMSEFIN 005 WARNING - NO MATCHING EMISSION FACTOR FILE RECORD

061960053000000010005242212206000000023106196005300018000105422122060 0F311101                                 23A
          *** PMSEFIN 005 WARNING - NO MATCHING EMISSION FACTOR FILE RECORD


PROGRAM NAME: PMSEFIN (EP0100)
REVISION LEVEL:  1-00
LAST UPDATE #:   P-1
DATE INCORPORATED:  FEBRUARY 1, 1980
```

Figure PST20-2 - continued. Sample Output (Page 3 of 4)

SULFUR I 0 ASH I 0 EMISSION FACTOR I 0 DATE: EMISSION FACTOR 78001 TRANSACTION 79001

| | |
|---|---|
| NUMBER OF INPUT TRANSACTIONS: | 55 |
| NUMBER OF EMISSION FACTOR RECORDS READ: | 634 |
| NUMBER OF INSERTIONS MADE: | 1 |
| NUMBER OF OUTPUT TRANSACTIONS: | 55 |
| NUMBER OF 23 TRANSACTIONS CREATED: | 0 |
| NUMBER OF WARNING MESSAGES: | 11 |
| NUMBER OF CONDITIONAL MESSAGES: | 0 |
| NUMBER OF ERROR MESSAGES: | 0 |
| NUMBER OF ABORT MESSAGES: | 0 |
| NUMBER OF DISASTER MESSAGES: | 0 |

Figure PST20-2 - continued. Sample Output (Page 4 of 4)

EIS/PS Test 21 - Ad Hoc

Exercise Option 2 of the Master File Emissions Projection Program

In this test run, option 2 of PRPEPRJ (EP0250) is exercised using the cataloged procedure EPRPM50 which executes PRPEPRJ (EP0250), the master file emissions projection program.

The master file input to PRPEPRJ (EP0250) was created in Test 19. The control cards for option 2 of this program were created arbitrarily and are included in the run stream. See Test 12 for a discussion of PRPEPRJ (EP0250) and the control cards.

The run stream for this test run contains the JCL needed to produce an emissions projection report. The run stream for this test run is shown in Figure PST21-1.

Substitutable parameters are used to supply the names of the master file input to PRPEPRJ (EP0250) and the projection file output from PRPEPRJ (EP0250). The names of these files are EPMSTR6 and PROJFL2, respectively. The DD (data definition) information for the control cards input to PRPEPRJ (EP0250) is also supplied.

The projection file will contain all the records from the input master file; however, only records that are selected for projection will contain the calculated emissions projections. The file will also contain comment records to indicate that it was created by the emissions projection program, PRPEPRJ (EP0250).

Option 2 of PRPEPRJ (EP0250) calculates emissions projections for the SCC numbers specified on the control cards regardless of point or plant ID. A report is printed which lists the emissions projections of the criteria pollutants for each point of the input master file. Subtotals are printed for each state, county, AQCR, and plant. Cumulative totals for the entire report are printed on the final page. Sample output produced by this test run is shown in Figure PST21-2.

```
//PSTEST21 JOB     (ACCOUNTING INFO)
//*
//*   EXERCISE OPTION 2 OF PRPEPRJ (EP0250)
//*
// EXEC EPRPM50,
//       MSTRFIL=EPMSTR6,
//       PROJFIL=PROJFL2
//*
//*   EXECUTE AN EMISSIONS PROJECTION PROCEDURE FOR SPECIFIC SCC'S
//*
//PROJCT.OPTION DD *
40300101 0005000       025       600       950                                    2
40300102 0006000       020       030       920                                    2
40300104          +100      +010      +020      -035                             2
```

Figure PST21-1. Run Stream

```
                    EIS/PS MASTER FILE EMISSIONS PROJECTION PROGRAM  -  DIAGNOSTIC REPORT                    PAGE     1

PROGRAM NAME: PRPEPRJ (EP0250)
REVISION LEVEL: 1-00
LAST UPDATE #: P-1
DATE INCORPORATED: FEBRUARY 1, 1980

OPTION CARD          SCC OPTION USED

   SCC    THRUPUT THRU ASH  ASH SUL  SUL CDEF CDEF                                OPTION TYPE
                  INC       INC      INC      INC
40300101 0005000      025      600      950                                          2

40300102 0006000      020      030      920                                          2

40300104         +100     +010     +020     -035                                   2

OPTION COUNT      3     VALID OPTIONS     3



ERROR MESSAGES - RECORD KEY IS   STATE  COUNTY  AQCR  PLANT  YEAR  DAY  SEGMENT TYPE   NEDS POINT ID
                                  XX  / XXXX / XXX / XXXX / XX  / XXX/      X     /          XX

06196005300018000110101111412124540955571212105151520203030110547001370970090010010000001230015009 00    281107912151  44  15  17SSSS
          *** PRPEPRJ 007 CONDITIONAL - NOT ALL EMISSIONS CAN BE CALCULATED FOR THIS POINT, PRESENT EMISSION USED

06196005300018000110101111412124540955571212105151520203030110547001370970090010010000001230015009 00    281107912151  44  15  17SSSS
          *** PRPEPRJ 009 CONDITIONAL - PROJECTED EMISSION FOR THIS POINT WAS ZERO, PRESENT EMISSION USED

06196005300018000110101111412124540955571212105151520203030110547001370970090010010000001230015009 00    281107912151  44  15  17SSSS
          *** PRPEPRJ 009 CONDITIONAL - PROJECTED EMISSION FOR THIS POINT WAS ZERO, PRESENT EMISSION USED

06196005300018011310011114121245409555712121051515202030301105470013709700900100100000012300151090 0    281107912151  44  15  17SSSS
          *** PRPEPRJ 009 CONDITIONAL - PROJECTED EMISSION FOR THIS POINT WAS ZERO, PRESENT EMISSION USED

06196005300018011310011114121245409555712121051515202030301105470013709700900100100000012300151090 0    281107912151  44  15  17SSSS
          *** PRPEPRJ 009 CONDITIONAL - PROJECTED EMISSION FOR THIS POINT WAS ZERO, PRESENT EMISSION USED

06196005300418006510101111412124540955571212105151520203030110547001370970090010010000001230015209 00    281107912151  44  15  17SSSS
          *** PRPEPRJ 007 CONDITIONAL - NOT ALL EMISSIONS CAN BE CALCULATED FOR THIS POINT, PRESENT EMISSION USED

06196005300418014810201111412124540955571212105151520203030110547001370970090010010000001230015609 00    281107912151  44  15  17SSSS
          *** PRPEPRJ 007 CONDITIONAL - NOT ALL EMISSIONS CAN BE CALCULATED FOR THIS POINT, PRESENT EMISSION USED

INPUT RECORD COUNT:       169
         SEGMENT 0:        32
         SEGMENT 1:        53
         SEGMENT 2:        69
         SEGMENT 3:        15
```

Figure PST21-2. Sample Output (Page 1 of 5)

```
OUTPUT RECORD COUNT:      159
        SEGMENT 0:         33
        SEGMENT 1:         54
        SEGMENT 2:         69
        SEGMENT 3:          3
NUMBER OF CONDITIONAL MESSAGES:        0
NUMBER OF ERROR MESSAGES:              7
NUMBER OF ABORT MESSAGES:              0
```

| COUNT OF POLLUTANT IDS BY EST METHOD | METHOD | NUMBER OF POLLUTANT IDS |
|---|---|---|
| | 0 | 36 |
| | 1 | 9 |
| | 2 | 6 |
| | 3 | 143 |
| | 4 | 6 |
| | 5 | 5 |
| | 6 | 0 |
| | 7 | 15 |
| | OTHER | 34 |

Figure PST21-2 - continued. Sample Output (Page 2 of 5)

| | STATE | COUNTY | AQCR | PLANT | POINT | POLL-ID | EMISSIONS - TONS PER YEAR: BASELINE MASTER FILE CONTROLLED | BASELINE MASTER FILE POTENTIAL | PROJECTED FILE # 1 CONTROLLED | PROJECTED FILE # 1 POTENTIAL |
|---|---|---|---|---|---|---|---|---|---|---|
| | 06 | 1960 | 053 | 0001 | 01 | TSP-11101 | 100 | 6,667 | 100 | 1,250 |
| | | | | | | CO -42101 | 100 | 6,667 | 100 | 1,250 |
| | | | | | | SO2-42401 | 0 | 0 | 0 | 0 |
| | | | | | | NOX-42602 | 0 | 0 | 0 | 0 |
| | | | | | | HC -43101 | 1,050 | 11,290 | 1,050 | 11,290 |
| | 06 | 1960 | 053 | 0001 | 1Q | TSP-11101 | 100 | 6,667 | 100 | 1,250 |
| | | | | | | CO -42101 | 100 | 6,667 | 100 | 1,250 |
| | | | | | | SO2-42401 | 0 | 0 | 0 | 0 |
| | | | | | | NOX-42602 | 0 | 0 | 0 | 0 |
| | | | | | | HC -43101 | 0 | 0 | 0 | 0 |
| TOTAL | 06 | 1960 | 053 | 0001 | | TSP-11101 | 200 | 13,334 | 200 | 2,500 |
| | | | | | | CO -42101 | 200 | 13,334 | 200 | 2,500 |
| | | | | | | SO2-42401 | 0 | 0 | 0 | 0 |
| | | | | | | NOX-42602 | 0 | 0 | 0 | 0 |
| | | | | | | HC -43101 | 1,050 | 11,290 | 1,050 | 11,290 |
| | 06 | 1960 | 053 | 0041 | 01 | TSP-11101 | 0 | 0 | 0 | 0 |
| | | | | | | CO -42101 | 0 | 0 | 0 | 0 |
| | | | | | | SO2-42401 | 0 | 0 | 0 | 0 |
| | | | | | | NOX-42602 | 0 | 0 | 0 | 0 |
| | | | | | | HC -43101 | 230 | 15,333 | 230 | 15,333 |
| | 06 | 1960 | 053 | 0041 | 02 | TSP-11101 | 51 | 3,400 | 51 | 1,020 |
| | | | | | | CO -42101 | 230 | 15,333 | 2 | 40 |
| | | | | | | SO2-42401 | 0 | 0 | 0 | 0 |
| | | | | | | NOX-42602 | 0 | 0 | 0 | 0 |
| | | | | | | HC -43101 | 0 | 0 | 0 | 0 |
| TOTAL | 06 | 1960 | 053 | 0041 | | TSP-11101 | 51 | 3,400 | 51 | 1,020 |
| | | | | | | CO -42101 | 230 | 15,333 | 2 | 40 |
| | | | | | | SO2-42401 | 0 | 0 | 0 | 0 |
| | | | | | | NOX-42602 | 0 | 0 | 0 | 0 |
| | | | | | | HC -43101 | 230 | 15,333 | 230 | 15,333 |
| TOTAL | 06 | 1960 | 053 | | | TSP-11101 | 251 | 16,734 | 251 | 3,520 |
| | | | | | | CO -42101 | 430 | 28,667 | 202 | 2,540 |
| | | | | | | SO2-42401 | 0 | 0 | 0 | 0 |
| | | | | | | NOX-42602 | 0 | 0 | 0 | 0 |
| | | | | | | HC -43101 | 1,280 | 26,623 | 1,280 | 26,623 |
| TOTAL | 06 | 1960 | | | | TSP-11101 | 251 | 16,734 | 251 | 3,520 |
| | | | | | | CO -42101 | 430 | 28,667 | 202 | 2,540 |
| | | | | | | SO2-42401 | 0 | 0 | 0 | 0 |
| | | | | | | NOX-42602 | 0 | 0 | 0 | 0 |
| | | | | | | HC -43101 | 1,280 | 26,623 | 1,280 | 26,623 |
| | 06 | 2004 | 053 | AQW1 | 1Q | TSP-11101 | 100 | 6,667 | 100 | 6,667 |
| | | | | | | CO -42101 | 100 | 6,667 | 100 | 6,667 |
| | | | | | | SO2-42401 | 0 | 0 | 0 | 0 |
| | | | | | | NOX-42602 | 0 | 0 | 0 | 0 |
| | | | | | | HC -43101 | 0 | 0 | 0 | 0 |

Figure PST21-2 - continued. Sample Output (Page 3 of 5)

| | STATE | COUNTY | AQCR | PLANT | POINT | POLL-ID | EMISSIONS - TONS PER YEAR: BASELINE MASTER FILE CONTROLLED | BASELINE MASTER FILE POTENTIAL | PROJECTED FILE # 1 CONTROLLED | PROJECTED FILE # 1 POTENTIAL |
|---|---|---|---|---|---|---|---|---|---|---|
| | 06 | 2004 | 053 | AQW1 | AB | TSP-11101 | 100 | 6,667 | 100 | 6,667 |
| | | | | | | CO -42101 | 100 | 6,667 | 100 | 6,667 |
| | | | | | | SO2-42401 | 0 | 0 | 0 | 0 |
| | | | | | | NOX-42602 | 0 | 0 | 0 | 0 |
| | | | | | | HC -43101 | 0 | 0 | 0 | 0 |
| TOTAL | 06 | 2004 | 053 | AQW1 | | TSP-11101 | 200 | 13,334 | 200 | 13,334 |
| | | | | | | CO -42101 | 200 | 13,334 | 200 | 13,334 |
| | | | | | | SO2-42401 | 0 | 0 | 0 | 0 |
| | | | | | | NOX-42602 | 0 | 0 | 0 | 0 |
| | | | | | | HC -43101 | 0 | 0 | 0 | 0 |
| TOTAL | 06 | 2004 | 053 | | | TSP-11101 | 200 | 13,334 | 200 | 13,334 |
| | | | | | | CO -42101 | 200 | 13,334 | 200 | 13,334 |
| | | | | | | SO2-42401 | 0 | 0 | 0 | 0 |
| | | | | | | NOX-42602 | 0 | 0 | 0 | 0 |
| | | | | | | HC -43101 | 0 | 0 | 0 | 0 |
| TOTAL | 06 | 2004 | | | | TSP-11101 | 200 | 13,334 | 200 | 13,334 |
| | | | | | | CO -42101 | 200 | 13,334 | 200 | 13,334 |
| | | | | | | SO2-42401 | 0 | 0 | 0 | 0 |
| | | | | | | NOX-42602 | 0 | 0 | 0 | 0 |
| | | | | | | HC -43101 | 0 | 0 | 0 | 0 |
| TOTAL | 06 | | | | | TSP-11101 | 451 | 30,068 | 451 | 16,854 |
| | | | | | | CO -42101 | 630 | 42,001 | 402 | 15,874 |
| | | | | | | SO2-42401 | 0 | 0 | 0 | 0 |
| | | | | | | NOX-42602 | 0 | 0 | 0 | 0 |
| | | | | | | HC -43101 | 1,280 | 26,623 | 1,280 | 26,623 |
| TOTAL | 08 | 0006 | 240 | 8001 | | TSP-11101 | 0 | 0 | 0 | 0 |
| | | | | | | CO -42101 | 0 | 0 | 0 | 0 |
| | | | | | | SO2-42401 | 0 | 0 | 0 | 0 |
| | | | | | | NOX-42602 | 0 | 0 | 0 | 0 |
| | | | | | | HC -43101 | 0 | 0 | 0 | 0 |
| | 08 | 0008 | 240 | 8002 | 01 | TSP-11101 | 0 | 0 | 0 | 0 |
| | | | | | | CO -42101 | 0 | 0 | 0 | 0 |
| | | | | | | SO2-42401 | 1 | 1 | 1 | 1 |
| | | | | | | NOX-42602 | 0 | 0 | 0 | 0 |
| | | | | | | HC -43101 | 0 | 0 | 0 | 0 |
| TOTAL | 08 | 0008 | 240 | 8002 | | TSP-11101 | 0 | 0 | 0 | 0 |
| | | | | | | CO -42101 | 0 | 0 | 0 | 0 |
| | | | | | | SO2-42401 | 1 | 1 | 1 | 1 |
| | | | | | | NOX-42602 | 0 | 0 | 0 | 0 |
| | | | | | | HC -43101 | 0 | 0 | 0 | 0 |
| | 08 | 0008 | 240 | 8005 | 01 | TSP-11101 | 0 | 0 | 0 | 0 |
| | | | | | | CO -42101 | 0 | 0 | 0 | 0 |
| | | | | | | SO2-42401 | 1 | 1 | 1 | 1 |
| | | | | | | NOX-42602 | 0 | 0 | 0 | 0 |
| | | | | | | HC -43101 | 0 | 0 | 0 | 0 |

Figure PST21-2 - continued. Sample Output (Page 4 of 5)

| | STATE | COUNTY | AQCR | PLANT | POINT | POLL-ID | EMISSIONS - TONS PER YEAR: BASELINE MASTER FILE CONTROLLED | BASELINE MASTER FILE POTENTIAL | PROJECTED FILE # 1 CONTROLLED | PROJECTED FILE # 1 POTENTIAL |
|---|---|---|---|---|---|---|---|---|---|---|
| TOTAL | | | | | | TSP-11101 | 1,537 | 32,065 | 1,537 | 18,851 |
| | | | | | | CO -42101 | 655 | 42,026 | 427 | 15,899 |
| | | | | | | SO2-42401 | 1,565 | 1,565 | 1,565 | 1,565 |
| | | | | | | NOX-42602 | 323 | 323 | 323 | 323 |
| | | | | | | HC -43101 | 1,293 | 26,735 | 1,293 | 26,735 |

Figure PST21-2 - continued. Sample Output (Page 5 of 5)

EIS/PS Test 22 - Ad Hoc

Exercise Option 3 of the Master File Emissions Projection Program

In this test run, option 3 of PRPEPRJ (EP0250) is exercised using the cataloged procedure EPRPM50 which executes PRPEPRJ (EP0250), the master file emissions projection program.

The master file input to PRPEPRJ (EP0250) was created in EIS/PS Test 19. The control cards for option 3 of this program were created arbitrarily and are included in the run stream. See EIS/PS Test 12 for a discussion of PRPEPRJ (EP0250) and the control cards.

The run stream for this test run contains the JCL needed to produce an emissions projection report. The run stream for this test run is shown in Figure PST22-1.

Substitutable parameters are used to supply the names of the master file input to PRPEPRJ (EP0250) and the projection file output from PRPEPRJ (EP0250). The names of these files are EPMSTR6 and PROJFL3, respectively. The DD (data definition) information for the control cards input to PRPEPRJ (EP0250) is also supplied.

The projection file will contain all the records from the input master file; however, only records that are selected for projection will contain the calculated emissions projections. The file will also contain comment records to indicate that it was created by the emissions projection program, PRPEPRJ (EP0250).

Option 3 of PRPEPRJ (EP0250) calculates emissions projections for the plant/point combinations specified on the control cards. A report is printed which lists the emissions projections of the criteria pollutants for each point of the input master file. Subtotals are printed for each state, county, AQCR, and plant. Cumulative totals for the entire report are printed on the final page. Sample output produced by this test run is shown in Figure PST22-2.

```
//PSTEST22 JOB     (ACCOUNTING INFO)
//*
//*   EXERCISE OPTION 3 OF PRPEPRJ (EP0250)
//*
// EXEC EPRPM50,
//       MSTRFIL=EPMSTR6,
//       PROJFIL=PROJFL3
//*
//*   EXECUTE AN EMISSIONS PROJECTION PROCEDURE FOR SPECIFIC
//*   PLANT/POINT COMBINATIONS
//*
//PROJC1.OPTION DD *
08000824080020 1 +050                                                    3
08000824080008 1 -025                                                    3
18004022400050 3 +200                                                    3
18004022400050 7  OFF                                                    3
34004020300080 1 +899                                                    3
```

Figure PST22-1. Run Stream

```
PROGRAM NAME: PRPEPR1 (EP0250)
REVISION LEVEL: 1-00
LAST UPDATE #: P-1
DATE INCORPORATED: FEBRUARY 1, 1980

OPTION CARD          FIXED OPTION USED - SELECTED PLANTS

PLANT/POINT KEY  INC/OFF                                          OPTION TYPE
08000824080020 1 +050                                                  3
08000824080008 1 -025                                                  3
18004022400050 3 +200                                                  3
18004022400050 7  OFF                                                  3
34004020300080 1 +899                                                  3

OPTION COUNT       5      VALID OPTIONS      5


INPUT RECORD COUNT:       169
          SEGMENT 0:       32
          SEGMENT 1:       53
          SEGMENT 2:       69
          SEGMENT 3:       15
OUTPUT RECORD COUNT:      160
          SEGMENT 0:       33
          SEGMENT 1:       54
          SEGMENT 2:       69
          SEGMENT 3:        4
NUMBER OF CONDITIONAL MESSAGES:        0
NUMBER OF ERROR MESSAGES:              0
NUMBER OF ABORT MESSAGES:              0

COUNT OF POLLUTANT IDS BY EST METHOD    METHOD    NUMBER OF POLLUTANT IDS
                                            0        36
                                            1         9
                                            2         6
                                            3       143
                                            4         6
                                            5         5
                                            6         0
                                            7        15
                                        OTHER        34
```

Figure PST22-2. Sample Output (Page 1 of 5)

| | STATE | COUNTY | AQCR | PLANT | POINT | POLL-ID | EMISSIONS - TONS PER YEAR: BASELINE MASTER FILE CONTROLLED | BASELINE MASTER FILE POTENTIAL | PROJECTED FILE # 1 CONTROLLED | PROJECTED FILE # 1 POTENTIAL |
|---|---|---|---|---|---|---|---|---|---|---|
| | 06 | 1960 | 053 | 0001 | 01 | TSP-11101 | 100 | 6,667 | 100 | 6,667 |
| | | | | | | CO -42101 | 100 | 6,667 | 100 | 6,667 |
| | | | | | | SO2-42401 | 0 | 0 | 0 | 0 |
| | | | | | | NOX-42602 | 0 | 0 | 0 | 0 |
| | | | | | | HC -43101 | 1,050 | 11,290 | 1,050 | 11,290 |
| | 06 | 1960 | 053 | 0001 | 10 | TSP-11101 | 100 | 6,667 | 100 | 6,667 |
| | | | | | | CO -42101 | 100 | 6,667 | 100 | 6,667 |
| | | | | | | SO2-42401 | 0 | 0 | 0 | 0 |
| | | | | | | NOX-42602 | 0 | 0 | 0 | 0 |
| | | | | | | HC -43101 | 0 | 0 | 0 | 0 |
| TOTAL | 06 | 1960 | 053 | 0001 | | TSP-11101 | 200 | 13,334 | 200 | 13,334 |
| | | | | | | CO -42101 | 200 | 13,334 | 200 | 13,334 |
| | | | | | | SO2-42401 | 0 | 0 | 0 | 0 |
| | | | | | | NOX-42602 | 0 | 0 | 0 | 0 |
| | | | | | | HC -43101 | 1,050 | 11,290 | 1,050 | 11,290 |
| | 06 | 1960 | 053 | 0041 | 01 | TSP-11101 | 0 | 0 | 0 | 0 |
| | | | | | | CO -42101 | 0 | 0 | 0 | 0 |
| | | | | | | SO2-42401 | 0 | 0 | 0 | 0 |
| | | | | | | NOX-42602 | 0 | 0 | 0 | 0 |
| | | | | | | HC -43101 | 230 | 15,333 | 230 | 15,333 |
| | 06 | 1960 | 053 | 0041 | 02 | TSP-11101 | 51 | 3,400 | 51 | 3,400 |
| | | | | | | CO -42101 | 230 | 15,333 | 230 | 15,333 |
| | | | | | | SO2-42401 | 0 | 0 | 0 | 0 |
| | | | | | | NOX-42602 | 0 | 0 | 0 | 0 |
| | | | | | | HC -43101 | 0 | 0 | 0 | 0 |
| TOTAL | 06 | 1960 | 053 | 0041 | | TSP-11101 | 51 | 3,400 | 51 | 3,400 |
| | | | | | | CO -42101 | 230 | 15,333 | 230 | 15,333 |
| | | | | | | SO2-42401 | 0 | 0 | 0 | 0 |
| | | | | | | NOX-42602 | 0 | 0 | 0 | 0 |
| | | | | | | HC -43101 | 230 | 15,333 | 230 | 15,333 |
| TOTAL | 06 | 1960 | 053 | | | TSP-11101 | 251 | 16,734 | 251 | 16,734 |
| | | | | | | CO -42101 | 430 | 28,667 | 430 | 28,667 |
| | | | | | | SO2-42401 | 0 | 0 | 0 | 0 |
| | | | | | | NOX-42602 | 0 | 0 | 0 | 0 |
| | | | | | | HC -43101 | 1,280 | 26,623 | 1,280 | 26,623 |
| TOTAL | 06 | 1960 | | | | TSP-11101 | 251 | 16,734 | 251 | 16,734 |
| | | | | | | CO -42101 | 430 | 28,667 | 430 | 28,667 |
| | | | | | | SO2-42401 | 0 | 0 | 0 | 0 |
| | | | | | | NOX-42602 | 0 | 0 | 0 | 0 |
| | | | | | | HC -43101 | 1,280 | 26,623 | 1,280 | 26,623 |
| | 06 | 2004 | 053 | AQX1 | 10 | TSP-11101 | 100 | 6,667 | 100 | 6,667 |
| | | | | | | CO -42101 | 100 | 6,667 | 100 | 6,667 |
| | | | | | | SO2-42401 | 0 | 0 | 0 | 0 |
| | | | | | | NOX-42602 | 0 | 0 | 0 | 0 |
| | | | | | | HC -43101 | 0 | 0 | 0 | 0 |

Figure PST22-2 - continued. Sample Output (Page 2 of 5)

| | STATE | COUNTY | AQCR | PLANT | POINT | POLL-ID | EMISSIONS - TONS PER YEAR: BASELINE MASTER FILE CONTROLLED | BASELINE MASTER FILE POTENTIAL | PROJECTED FILE # 1 CONTROLLED | PROJECTED FILE # 1 POTENTIAL |
|---|---|---|---|---|---|---|---|---|---|---|
| | 06 | 2004 | 053 | AQW1 | AB | TSP-11101 | 100 | 6,667 | 100 | 6,667 |
| | | | | | | CO -42101 | 100 | 6,667 | 100 | 6,667 |
| | | | | | | SO2-42401 | 0 | 0 | 0 | 0 |
| | | | | | | NOX-42602 | 0 | 0 | 0 | 0 |
| | | | | | | HC -43101 | 0 | 0 | 0 | 0 |
| TOTAL | 06 | 2004 | 053 | AQW1 | | TSP-11101 | 200 | 13,334 | 200 | 13,334 |
| | | | | | | CO -42101 | 200 | 13,334 | 200 | 13,334 |
| | | | | | | SO2-42401 | 0 | 0 | 0 | 0 |
| | | | | | | NOX-42602 | 0 | 0 | 0 | 0 |
| | | | | | | HC -43101 | 0 | 0 | 0 | 0 |
| TOTAL | 06 | 2004 | 053 | | | TSP-11101 | 200 | 13,334 | 200 | 13,334 |
| | | | | | | CO -42101 | 200 | 13,334 | 200 | 13,334 |
| | | | | | | SO2-42401 | 0 | 0 | 0 | 0 |
| | | | | | | NOX-42602 | 0 | 0 | 0 | 0 |
| | | | | | | HC -43101 | 0 | 0 | 0 | 0 |
| TOTAL | 06 | 2004 | | | | TSP-11101 | 200 | 13,334 | 200 | 13,334 |
| | | | | | | CO -42101 | 200 | 13,334 | 200 | 13,334 |
| | | | | | | SO2-42401 | 0 | 0 | 0 | 0 |
| | | | | | | NOX-42602 | 0 | 0 | 0 | 0 |
| | | | | | | HC -43101 | 0 | 0 | 0 | 0 |
| TOTAL | 06 | | | | | TSP-11101 | 451 | 30,068 | 451 | 30,068 |
| | | | | | | CO -42101 | 630 | 42,001 | 630 | 42,001 |
| | | | | | | SO2-42401 | 0 | 0 | 0 | 0 |
| | | | | | | NOX-42602 | 0 | 0 | 0 | 0 |
| | | | | | | HC -43101 | 1,280 | 26,623 | 1,280 | 26,623 |
| TOTAL | 08 | 0008 | 240 | 8001 | | TSP-11101 | 0 | 0 | 0 | 0 |
| | | | | | | CO -42101 | 0 | 0 | 0 | 0 |
| | | | | | | SO2-42401 | 0 | 0 | 0 | 0 |
| | | | | | | NOX-42602 | 0 | 0 | 0 | 0 |
| | | | | | | HC -43101 | 0 | 0 | 0 | 0 |
| | 08 | 0008 | 240 | 8002 | 01 | TSP-11101 | 0 | 0 | 0 | 0 |
| | | | | | | CO -42101 | 0 | 0 | 0 | 0 |
| | | | | | | SO2-42401 | 1 | 1 | 2 | 2 |
| | | | | | | NOX-42602 | 0 | 0 | 0 | 0 |
| | | | | | | HC -43101 | 0 | 0 | 0 | 0 |
| TOTAL | 08 | 0008 | 240 | 8002 | | TSP-11101 | 0 | 0 | 0 | 0 |
| | | | | | | CO -42101 | 0 | 0 | 0 | 0 |
| | | | | | | SO2-42401 | 1 | 1 | 2 | 2 |
| | | | | | | NOX-42602 | 0 | 0 | 0 | 0 |
| | | | | | | HC -43101 | 0 | 0 | 0 | 0 |
| | 08 | 0008 | 240 | 8005 | 01 | TSP-11101 | 0 | 0 | 0 | 0 |
| | | | | | | CO -42101 | 0 | 0 | 0 | 0 |
| | | | | | | SO2-42401 | 1 | 1 | 1 | 1 |
| | | | | | | NOX-42602 | 0 | 0 | 0 | 0 |
| | | | | | | HC -43101 | 0 | 0 | 0 | 0 |

Figure PST22-2 - continued. Sample Output (Page 3 of 5)

| | STATE | COUNTY | AQCR | PLANT | POINT | POLL-ID | EMISSIONS - TONS PER YEAR: BASELINE MASTER FILE CONTROLLED | BASELINE MASTER FILE POTENTIAL | PROJECTED FILE # 1 CONTROLLED | PROJECTED FILE # 1 POTENTIAL |
|---|---|---|---|---|---|---|---|---|---|---|
| TOTAL | 34 | 0040 | 203 | 0008 | | TSP-11101 | 0 | 0 | 0 | 0 |
| | | | | | | CO -42101 | 0 | 0 | 0 | 0 |
| | | | | | | SO2-42401 | 0 | 0 | 0 | 0 |
| | | | | | | NOX-42602 | 1 | 1 | 10 | 10 |
| | | | | | | HC -43101 | 0 | 0 | 0 | 0 |
| TOTAL | 34 | 0040 | 203 | | | TSP-11101 | 59 | 264 | 59 | 264 |
| | | | | | | CO -42101 | 7 | 7 | 7 | 7 |
| | | | | | | SO2-42401 | 190 | 190 | 190 | 190 |
| | | | | | | NOX-42602 | 62 | 62 | 71 | 71 |
| | | | | | | HC -43101 | 2 | 2 | 2 | 2 |
| TOTAL | 34 | 0040 | | | | TSP-11101 | 59 | 264 | 59 | 264 |
| | | | | | | CO -42101 | 7 | 7 | 7 | 7 |
| | | | | | | SO2-42401 | 190 | 190 | 190 | 190 |
| | | | | | | NOX-42602 | 62 | 62 | 71 | 71 |
| | | | | | | HC -43101 | 2 | 2 | 2 | 2 |
| | 34 | 0080 | 053 | 0001 | 01 | TSP-11101 | 0 | 0 | 0 | 0 |
| | | | | | | CO -42101 | 0 | 0 | 0 | 0 |
| | | | | | | SO2-42401 | 0 | 0 | 0 | 0 |
| | | | | | | NOX-42602 | 0 | 0 | 0 | 0 |
| | | | | | | HC -43101 | 0 | 0 | 0 | 0 |
| TOTAL | 34 | 0080 | 053 | 0001 | | TSP-11101 | 0 | 0 | 0 | 0 |
| | | | | | | CO -42101 | 0 | 0 | 0 | 0 |
| | | | | | | SO2-42401 | 0 | 0 | 0 | 0 |
| | | | | | | NOX-42602 | 0 | 0 | 0 | 0 |
| | | | | | | HC -43101 | 0 | 0 | 0 | 0 |
| TOTAL | 34 | 0080 | 053 | | | TSP-11101 | 0 | 0 | 0 | 0 |
| | | | | | | CO -42101 | 0 | 0 | 0 | 0 |
| | | | | | | SO2-42401 | 0 | 0 | 0 | 0 |
| | | | | | | NOX-42602 | 0 | 0 | 0 | 0 |
| | | | | | | HC -43101 | 0 | 0 | 0 | 0 |
| TOTAL | 34 | 0080 | | | | TSP-11101 | 0 | 0 | 0 | 0 |
| | | | | | | CO -42101 | 0 | 0 | 0 | 0 |
| | | | | | | SO2-42401 | 0 | 0 | 0 | 0 |
| | | | | | | NOX-42602 | 0 | 0 | 0 | 0 |
| | | | | | | HC -43101 | 0 | 0 | 0 | 0 |
| TOTAL | 34 | | | | | TSP-11101 | 59 | 264 | 59 | 264 |
| | | | | | | CO -42101 | 7 | 7 | 7 | 7 |
| | | | | | | SO2-42401 | 190 | 190 | 190 | 190 |
| | | | | | | NOX-42602 | 62 | 62 | 71 | 71 |
| | | | | | | HC -43101 | 2 | 2 | 2 | 2 |

Figure PST22-2 - continued. Sample Output (Page 4 of 5)

| | STATE | COUNTY | AQCR | PLANT | POINT | POLL-ID | EMISSIONS - TONS PER YEAR: BASELINE MASTER FILE CONTROLLED | BASELINE MASTER FILE POTENTIAL | PROJECTED FILE # 1 CONTROLLED | PROJECTED FILE # 1 POTENTIAL |
|---|---|---|---|---|---|---|---|---|---|---|
| TOTAL | | | | | | TSP-11101 | 1,537 | 32,065 | 1,543 | 32,071 |
| | | | | | | CO -42101 | 655 | 42,026 | 657 | 42,028 |
| | | | | | | SO2-42401 | 1,565 | 1,565 | 1,620 | 1,620 |
| | | | | | | NOX-42602 | 323 | 323 | 342 | 342 |
| | | | | | | HC -43101 | 1,293 | 26,735 | 1,292 | 26,734 |

Figure PST22-2 - continued. Sample Output (Page 5 of 5)

EIS/PS Test 23 - Ad Hoc

Produce a Quick Look Report and Answer File for Particulate Emissions and List the Answer File

In this test run, a quick look report and an answer file for particulate emissions is produced using the cataloged procedure EPRPM60 which executes PRTQLED (EP0260), the quick look edit program; PRTQLEX (EP0270), the quick look extract program; and PRPQUIK (EP0280), the quick look report program. The answer file output from PRTQLEX (EP0270) is printed in a detailed report using the cataloged procedure EPRPM20 which executes PRPMSTR (EP0210), the master file detailed report program.

The output produced by the quick look package is dependent upon the user-supplied control cards input to PRTQLED (EP0260). Each set of cards must begin with a $$SELECT card and end with a $$END card. The $$SELECT card signals the beginning of a quick look retrieval and can contain a report heading for the quick look report or the turnaround document. The $$END card signals the end of a quick look retrieval.

Between the $$SELECT card and the $$END card, the following cards are entered in order: from one to twenty 10 cards, a 20 card, a 30 card (optional), a 40 card (optional, unless QL is specified on the 20 card), a 41 card (optional if a 40 card is entered, not allowed otherwise), and a 42 card (optional if a 40 and a 41 card are entered, not allowed otherwise). The 10 card(s) specifies which records are to be selected from the EIS/PS master file for processing. The 20 card specifies the desired report type and/or output answer file. The 30 card specifies the order of the quick look report or turnaround document and can be used to specify page break/subtotalling for specific data elements. The 40, 41, and 42 cards specify the data fields to be included in the quick look report, the suppression of detail lines, and the totalling for specific data elements. A quick look report is generated for each card. The control card formats are shown in Figure PST23-1. A description of each field on the cards is provided in Figure PST23-2. The

quick look load sheets are provided in Figure PST23-3. The valid quick look data element abbreviations is shown in Figure PST23-4.

See EIS/PS Test 9 for a discussion of PRPMSTR (EP0210).

The run stream for this test run contains the JCL needed to produce a quick look report and answer file, and a listing of the answer file. The quick look report contains data from all records which passed the selection criteria. The answer file contains all of these records plus the records to which they are subordinate. Therefore, the answer file may be used exactly like a master file; however, the user should note that it is only a subset of the master file.

The answer file is not automatically listed by the quick look package. Hence, the master file detailed report program, PRPMSTR (EP0210), is executed for this purpose. The run stream for this test run is shown in Figure PST23-5.

Substitutable parameters are used when executing the procedure EPRPM60 to supply the names of the master file input to PRTQLEX (EP0270) and the answer file output from PRTQLEX (EP0270). The names of these files are EPMSTR6 and EPANSRA, respectively. A substitutable parameter is also used when executing the cataloged procedure EPRPM20 to supply EPANSRA as the name of the master file input to PRPMSTR (EP0210). The DD (data definition) information for the quick look control cards input to PRTQLED (EP0260) is also supplied. Sample output produced by this run stream is shown in Figure PST23-6.

$$SELECT Card

| Columns | Format | Symbol | Description |
|---|---|---|---|
| 1 - 8 | X - X | Alphanumeric | '$$SELECT' |
| 9 | | | Unused |
| 10 - 72 | X - X | Alphanumeric | Report Title |
| 73 - 80 | | | Unused |

10 Card (Selection Criteria)

| Columns | Format | Symbol | Description |
|---|---|---|---|
| 1 - 2 | XX | Numeric | '10' |
| 3 | | | Unused |
| 4 | X | Special Character | Left Parenthesis |
| 5 | | | Unused |
| 6 - 9 | XXXX | Alphanumeric | Data Abbreviation |
| 10 | | | Unused |
| 11 | X | Special Character | Relational Operator |
| 12 | | | Unused |
| 13 - 24 | X - X | Alphanumeric | Test Value |
| 25 | | | Unused |
| 26 | X | Special Character | Right Parenthesis |
| 27 | | | Unused |
| 28 - 30 | XXX | Special Characters | Boolean Operator |
| 31 - 80 | | | Unused |

(Page 1 of 5)

Figure PST23-1. Format of Quick Look Retrieval Specification Cards

20 Card (Output Specifications)

| Columns | Format | Symbol | Description |
|---|---|---|---|
| 1 - 2 | XX | Numeric | '20' |
| 3 | | | Unused |
| 4 - 5 | XX | Special Characters | Report Code |
| 6 | | | Unused |
| 7 - 8 | XX | Special Characters | Report Code |
| 9 - 80 | | | Unused |

30 Card (Report Order, Page Break/Subtotalling Specifications)

| Columns | Format | Symbol | Description |
|---|---|---|---|
| 1 - 2 | XX | Numeric | '30' |
| 3 | | | Unused |
| 4 - 7 | XXXX | Alphanumeric | Data Abbreviation |
| 8 | X | Special Character | Page Break/ Subtotalling Request |
| 9 | | | Unused |
| 10 - 13 | XXXX | Alphanumeric | Data Abbreviation |
| 14 | X | Special Character | Page Break/ Subtotalling Request |
| 15 | | | Unused |
| 16 - 19 | XXXX | Alphanumeric | Data Abbreviation |

(Page 2 of 5)

Figure PST23-1 - continued. Format of Quick Look Retrieval Specification Cards

30 Card - continued

| Columns | Format | Symbol | Description |
|---|---|---|---|
| 20 | X | Special Character | Page Break/ Subtotalling Request |
| 21 | | | Unused |
| 22 - 25 | XXXX | Alphanumeric | Data Abbreviation |
| 26 | X | Special Character | Page Break/ Subtotalling Request |
| 27 | | | Unused |
| 28 - 31 | XXXX | Alphanumeric | Data Abbreviation |
| 32 | X | Special Character | Page Break/ Subtotalling Request |
| 33 | | | Unused |
| 34 - 37 | XXXX | Alphanumeric | Data Abbreviation |
| 38 | X | Special Character | Page Break/ Subtotalling Request |
| 39 - 80 | | | Unused |

(Page 3 of 5)

Figure PST23-1 - continued. Format of Quick Look Retrieval Specification Cards

40, 41, 42 Cards (Quick Look Report Formats for One, Two, or Three Reports)

| Columns | Format | Symbol | Description |
|---|---|---|---|
| 1 - 2 | XX | Numeric | '40', '41', or '42' |
| 3 | | | Unused |
| 4 | X | Special Character | Suppression Request |
| 5 | | | Unused |
| 6 - 9 | XXXX | Alphanumeric | Data Abbreviation |
| 10 | X | Special Character | Totalling Request |
| 11 | | | Unused |
| 12 - 15 | XXXX | Alphanumeric | Data Abbreviation |
| 16 | X | Special Character | Totalling Request |
| 17 | | | Unused |
| 18 - 21 | XXXX | Alphanumeric | Data Abbreviation |
| 22 | X | Special Character | Totalling Request |
| 23 | | | Unused |
| 24 - 27 | XXXX | Alphanumeric | Data Abbreviation |
| 28 | X | Special Character | Totalling Request |
| 29 | | | Unused |
| 30 - 33 | XXXX | Alphanumeric | Data Abbreviation |
| 34 | X | Special Character | Totalling Request |
| 35 | | | Unused |
| 36 - 39 | XXXX | Alphanumeric | Data Abbreviation |

(Page 4 of 5)

Figure PST23-1 - continued. Format of Quick Look Retrieval Specification Cards

40, 41, 42 Cards - continued

| Columns | Format | Symbol | Description |
|---|---|---|---|
| 40 | X | Special Character | Totalling Request |
| 41 | | | Unused |
| 42 - 45 | XXXX | Alphanumeric | Data Abbreviation |
| 46 | X | Special Character | Totalling Request |
| 47 | | | Unused |
| 48 - 51 | XXXX | Alphanumeric | Data Abbreviation |
| 52 | X | Special Character | Totalling Request |
| 53 | | | Unused |
| 54 - 57 | XXXX | Alphanumeric | Data Abbreviation |
| 58 | X | Special Character | Totalling Request |
| 59 | | | Unused |
| 60 - 63 | XXXX | Alphanumeric | Data Abbreviation |
| 64 | X | Special Character | Totalling Request |
| 65 - 80 | | | Unused |

$$END Card

| Columns | Format | Symbol | Description |
|---|---|---|---|
| 1 - 5 | XXXXX | Special Characters | '$$END' |
| 6 - 80 | | | Unused |

(Page 5 of 5)

Figure PST23-1 - continued. Format of Quick Look Retrieval Specification Cards

$$SELECT Card: This card is required and signals the beginning of the quick look specification cards.

1. '$$SELECT': Required.

2. Report Title: Enter a title to appear on the quick look report or reports (see 40, 41 and 42 cards) or on the turnaround document. The title will also appear on the diagnostic report produced by the quick look edit program. The title should be chosen carefully because it is the only means of identifying a report which has been separated from the run stream. A date may be included in the title to date the reports.

10 Card: One 10 card is required, up to twenty 10 cards are allowed to specify the selection criteria.

1. '10': Required.

2. Left Parenthesis: Enter '(' if this 10 card is the first of a number of 10 cards to be grouped together.

3. Data Abbreviation: Enter one of the valid abbreviations for data fields on the master file. The valid abbreviations are shown in Figure 6.5.2-d. The data field specified by the data abbreviation will be compared to the test value to determine which records from the master file are to be selected for processing.

4. Relational Operator: Enter one of the following codes: 'E' for equal, 'U' for unequal, 'G' for greater than, 'L' for less than, 'P' for present (non-blank), or 'B' for blank.

(Page 1 of 5)

Figure PST23-2. Description of Quick Look Retrieval Specification Fields

5. Test Value: This field is left blank if the relational operator is P or B. Otherwise enter a value (beginning in column 13) to which the field specified by the data abbreviation will be compared. The length of the test value should equal the length (on the master file) of the data field being compared. If the data field is over 12 characters in length, the twelve characters in the test value field are compared to the first 12 characters of the field on the master file. Numeric test values must be expressed as they appear on the master file: zero-filled and with no decimal. For example, for control equipment cost, a test value of $2500.00 would be entered as 0250000.

6. Right Parenthesis: Enter ')' if this 10 card is the last of a number of 10 cards to be grouped together.

7. Boolean operator: Enter 'AND' or 'OR ' if the relational expression on this 10 card is to be combined with the relational expression on the next 10 card by the 'AND' or 'OR' boolean operator. This field must be blank on the last 10 card. If this field is blank on any but the last 10 card, it is assumed to have a value of 'AND'.

<u>20 Card</u>: This card is required to specify the outputs desired.

1. '20': Required.

2. Report Code: Enter one of the following codes to specify the desired output: 'QL' for quick look report, 'TA' for turnaround document, 'AF' for answer file. Only one of 'QL' and 'TA' may be specified in a given execution of the quick look programs, but 'AF' may be specified in

(Page 2 of 5)

Figure PST23-2 - continued. Description of Quick Look Retrieval Specification Fields

conjunction with either of the other two codes. The codes may be entered in any order on the 20 card.

30 Card: This card is optional. It specifies the order of the quick look report or turnaround document and includes page break/subtotalling requests for the quick look report.

1. '30': Required.

2. Data Abbreviation: Enter one of the valid abbreviations for data fields on the master file. The valid abbreviations are shown in Figure 6.5.2-d. Enter abbreviations from left to right on the 30 card in the order of their priority in the sort order of the reports. The report order specified will determine the order of data in the quick look report or the turnaround document, but will not affect the order of the answer file. (The answer file will have the same order as the input master file.) The sorts are always in ascending order with the specified data fields.

3. Page Break/Subtotalling Request: Each page break/subtotalling request is associated with the data abbreviation immediately preceding it on the 30 card. Enter 'X' to request a page break in the quick look report when the data field represented by the associated data abbreviation changes in value. If totals are requested on the 40, 41, or 42 card for any data field in the quick look report, a subtotal for the field(s) will be printed before the page break in the quick look report(s). A page break/subtotalling request on the 30 card and a totalling request on the 40, 41, or 42 card cannot be entered for the same data element. The page

(Page 3 of 5)

Figure PST23-2 - continued. Description of Quick Look Retrieval Specification Fields

break/subtotalling request does not affect the turnaround document or the answer file.

40, 41, 42 Cards: These cards are optional. They are entered when QL is specified on the 20 card. They specify the content of quick look reports. They may also specify totalling of certain fields and suppression of all but the total lines. Each card generates a quick look report.

1. '40', '41', or '42': Required. The following combinations are allowed: A 40 card, a 40 card followed by a 41 card, a 40 card followed by a 41 card followed by a 42 card. The 41 and 42 cards specify additional report formats from the same quick look retrieval run.

2. Suppression Request: Enter 'X' to suppress the printing of detailed lines in the quick look report (only headings, subtotals, and totals would be printed). If suppression is requested, totalling of at least one data field must be requested on the same 40, 41, or 42 card and page break/subtotalling must be requested for at least one data field on the 30 card. Also, each data field for which page break/subtotalling is requested on the 30 card must be listed on the 40, 41, or 42 card. These fields must appear in the same order on the 40, 41, or 42 card as they appear on the 30 card.

3. Data Abbreviation. Enter one of the valid abbreviations for data fields on the master file. The valid abbreviations and data element lengths are shown in Figure 6.5.2-d. The total of the lengths of the elements on any 40, 41, or 42 card cannot exceed 132 characters. To determine the total lengths, sum the lengths for the data elements found in Figure 6.5.2-d

(Page 4 of 5)

Figure PST23-2 - continued. Description of Quick Look Retrieval Specification Fields

under the column "Data Element Length In Quick Look Report" or, if the data element is totalled, "Data Element Length In Quick Look Report If Totalled." If the total exceeds 132, delete some of the fields or break the report into two quick look reports. Enter abbreviations left to right on the 40, 41, or 42 card in the order that the data fields are to appear in the quick look report. If a 30 card is entered that specifies page break/subtotalling when certain data fields change in value, the fields for which page break/subtotalling is requested must be entered on the 40, 41, or 42 card in the same order that they appear on the 30 card.

4. Totalling Request. Each totalling request is associated with the data abbreviations immediately preceding it on the 40, 41, or 42 card. Enter 'X' to request the totalling of the associated data field. A totalling request is allowed for those data elements having an entry under "Data Element Length In Quick Look Report If Totalled" in Figure 6.5.2-d. If page break/subtotalling requests are entered on the 30 card, subtotals will be computed before each page break. A totalling request on the 40, 41, or 42 card and a page break/subtotalling request on the 30 card cannot be entered for the same data element. When a totalling request is entered on a 40, 41, or 42 card for a data element, NO data element from a subordinate master file segment should be entered on that 40, 41, or 42 card.

$$END Card: This card is required and signals the end of the quick look retrieval specifications.

1. '$$END': Required.

(Page 5 of 5)

Figure PST23-2 - continued. Description of Quick Look Retrieval Specification Fields

## EIS/PS QUICK LOOK RETRIEVAL

NAME

DATE

| | REPORT TITLE |
|---|---|
| $$SELECT | |

SELECTION CRITERIA

| | ( | DATA ABBR | REL OP | VALUE | ) | AND/OR |
|---|---|---|---|---|---|---|
| 1 2 | 4 | 6 9 | 11 | 13 24 | 26 | 28 30 |
| 10 | | | | | | |
| 10 | | | | | | |
| 10 | | | | | | |
| 10 | | | | | | |
| 10 | | | | | | |
| 10 | | | | | | |
| 10 | | | | | | |
| 10 | | | | | | |
| 10 | | | | | | |
| 10 | | | | | | |

| | ( | DATA ABBR | REL OP | VALUE | ) | AND/OR |
|---|---|---|---|---|---|---|
| 1 2 | 4 | 6 9 | 11 | 13 24 | 26 | 28 30 |
| 10 | | | | | | |
| 10 | | | | | | |
| 10 | | | | | | |
| 10 | | | | | | |
| 10 | | | | | | |
| 10 | | | | | | |
| 10 | | | | | | |
| 10 | | | | | | |
| 10 | | | | | | |
| 10 | | | | | | |

RELATIONAL OPERATORS:

E – EQUAL
U – UNEQUAL
G – GREATER THAN
L – LESS THAN
P – PRESENT
B – BLANK

AND/OR MUST BE BLANK ON LAST 10 CARD

OUTPUTS

| | RPT CODE | RPT CODE |
|---|---|---|
| 1 2 | 4 5 | 7 8 |
| 20 | | |

REPORT CODES:

OL – QUICK LOOK REPORT

TA – TURNAROUND DOCUMENT

AF – ANSWER FILE

REPORT ORDER

| | DATA ABBR | X | DATA ABBR | X | DATA ABBR | X | DATA ABBR | X | DATA ABBR | X | DATA ABBR | X |
|---|---|---|---|---|---|---|---|---|---|---|---|---|
| 1 2 | 4 7 | 8 | 10 13 | 14 | 16 19 | 20 | 22 25 | 26 | 28 31 | 32 | 34 37 | 38 |
| 30 | | | | | | | | | | | | |

ENTER DATA ABBREVIATIONS LEFT TO RIGHT

ENTER X FOR PAGE BREAK/SUBTOTALLING

QUICK LOOK REPORTS

| | SUP PRES | DATA ABBR | TOT | DATA ABBR | TOT | DATA ABBR | TOT | DATA ABBR | TOT | DATA ABBR | TOT | DATA ABBR | TOT | DATA ABBR | TOT | DATA ABBR | TOT | DATA ABBR | TOT |
|---|---|---|---|---|---|---|---|---|---|---|---|---|---|---|---|---|---|---|---|
| 1 2 | 1 | 6 9 | 10 | 12 15 | 16 | 18 21 | 22 | 24 27 | 28 | 30 33 | 34 | 36 39 | 40 | 42 45 | 46 | 48 51 | 52 | 54 57 | 58 | 60 63 | 64 |
| 40 | | | | | | | | | | | | | | | | | | | | | |
| 41 | | | | | | | | | | | | | | | | | | | | | |
| 42 | | | | | | | | | | | | | | | | | | | | | |

ENTER X FOR SUPPRESSION OF DETAIL LINES AND FOR TOTALS

| |
|---|
| $$SEND |

Figure PST23-3. Quick Look Retrieval Load Sheets (Page 1 of 2)

| DATA ELEMENT | ABBREVIATION | POSITION IN MASTER FILE | DATA ELEMENT LENGTH: IN MASTER FILE | IN QUICK LOOK REPORT | IN QUICK LOOK REPORT IF TOTALLED** |
|---|---|---|---|---|---|
| **DATA ELEMENTS COMMON TO ALL SEGMENTS** | | | | | |
| AQCR | AQCR | 50 | 3 | 5 | |
| County | CNTY | 46 | 4 | 5 | |
| Plant | PLNT | 53 | 4 | 5 | |
| Segment Date | DATE | 57 | 5 | 6 | |
| Segment Day | DAYY | 59 | 3 | 5 | |
| Segment ID | SEGM | 57 | 2 | 5 | |
| Segment Year | YEAR | 62 | 1 | 5 | |
| State | STTE | 44 | 2 | 5 | |
| **DATA ELEMENTS COMMON TO POINT, SCC, and COMMENT SEGMENTS** | | | | | |
| NEDS Point ID | NPID | 63 | 2 | 5 | |
| **PLANT SEGMENT DATA ELEMENTS** | | | | | |
| AQCR | ØAQC | 50 | 3 | 5 | |
| City | CITY | 82 | 4 | 5 | |
| Contact | CONT | 89 | 15 | 16 | |
| County | ØCNT | 46 | 4 | 5 | |
| Local Control | LCON | 68 | 2 | 5 | |
| Mailing Address | MAIL | 182 | 48 | 49 | |
| Name and Address | NAAD | 124 | 48 | 49 | |
| No. of Employees | NUME | 172 | 4 | 5 | 9 |
| Ownership | OWNS | 88 | 1 | 5 | |
| Plant ID | ØPLN | 53 | 4 | 5 | |
| Principal Product | PROD | 114 | 10 | 11 | |
| Property Area | PROP | 176 | 6 | 8 | 13 |
| Segment Date | ØDTE | 57 | 5 | 6 | |
| Segment Day | ØDAY | 59 | 3 | 5 | |
| Segment ID | ØSEG | 62 | 1 | 5 | |
| Segment Year | ØYER | 57 | 2 | 5 | |
| State | ØSTT | 44 | 2 | 5 | |
| Telephone | TELE | 104 | 10 | 11 | |
| User Control Region | UCON | 65 | 3 | 5 | |
| User Plant ID | UPLT | 70 | 12 | 13 | |
| UTM Zone | UTMZ | 86 | 2 | 5 | |
| **POINT SEGMENT DATA ELEMENTS** | | | | | |
| AQCR | 1AQC | 50 | 3 | 5 | |
| Boiler Design Capacity | BOIL | 109 | 5 | 11 | 11 |
| Control Regulations | CREG | 160 | 12 | 13 | |
| Control Regulation 1 | REG1 | 160 | 4 | 5 | |
| Control Regulation 2 | REG2 | 164 | 4 | 5 | |
| Control Regulation 3 | REG3 | 168 | 4 | 5 | |
| Compliance Schedule | CSCH | 149 | 4 | 5 | |
| Comp. Schedule Year | SCHY | 149 | 2 | 5 | |
| Comp. Schedule Month | SCHM | 151 | 2 | 5 | |
| Compliance Status | CSTT | 148 | 1 | 5 | |
| Compliance Update | CUPD | 153 | 6 | 7 | |
| Comp. Update Day | CUDY | 157 | 2 | 5 | |
| Comp. Update Month | CUMN | 155 | 2 | 5 | |
| Comp. Update Year | CUYR | 153 | 2 | 5 | |
| County | 1CNT | 46 | 4 | 5 | |
| ECAP | ECAP | 159 | 1 | 5 | |
| Exhaust Flow Rate | FLOW | 128 | 7 | 8 | |
| IPP Code | IPPC | 72 | 2 | 5 | |
| Latitude | LATT | 83 | 6 | 7 | |
| Latitude Degree | LATD | 83 | 2 | 5 | |
| Latitude Minute | LATM | 85 | 2 | 5 | |
| Latitude Second | LATS | 87 | 2 | 5 | |
| Longitude | LONG | 89 | 7 | 8 | |
| Longitude Degree | LOND | 89 | 3 | 5 | |
| Longitude Minute | LONM | 92 | 2 | 5 | |
| Longitude Second | LONS | 94 | 2 | 5 | |
| NEDS Point ID/SEGMENT | S1ID | 63 | 2 | 5 | |
| Normal Operating Rate | NORM | 104 | 5 | 6 | |
| Number of Pollutants | NUMP | 239 | 2 | 5 | |
| Plant ID | 1PLN | 53 | 4 | 5 | |
| Plume Height | PLUM | 140 | 4 | 5 | |
| Point IDs | PTID | 63 | 5 | 6 | |
| Points w/ Common Stack | PWCS | 144 | 4 | 5 | |
| Segment Date | 1DTE | 57 | 5 | 6 | |
| Segment Day | 1DAY | 59 | 3 | 5 | |
| Segment ID | 1SEG | 62 | 1 | 5 | |
| Segment Year | 1YER | 57 | 2 | 5 | |
| SIC Code | SICC | 68 | 4 | 5 | |
| Space Heat % | SPAC | 114 | 3 | 5 | |
| Stack Data | STAD | 117 | 27 | 28 | |
| Stack Diameter | DIAM | 121 | 3 | 5 | |
| Stack Height | HGHT | 117 | 4 | 5 | |
| Stack Temperature | TEMP | 124 | 4 | 5 | |

Ø denotes zero

| DATA ELEMENT | ABBREVIATION | POSITION IN MASTER FILE | DATA ELEMENT LENGTH: IN MASTER FILE | IN QUICK LOOK REPORT | IN QUICK LOOK REPORT IF TOTALLED** |
|---|---|---|---|---|---|
| **POINT SEGMENT DATA ELEMENTS (continued)** | | | | | |
| State | 1STT | 44 | 2 | 5 | |
| Throughput | THPU | 96 | 8 | 9 | |
| Throughput/Dec-Feb | WNTR | 96 | 2 | 5 | |
| Throughput/Jun-Aug | SUMM | 100 | 2 | 5 | |
| Throughput/Mar-May | SPNG | 98 | 2 | 5 | |
| Throughput/Sep-Nov | FALL | 102 | 2 | 5 | |
| User Point ID | UPID | 65 | 3 | 5 | |
| UTM Coordinates | UTMC | 74 | 9 | 10 | |
| UTM Horizontal | HORZ | 74 | 4 | 6 | |
| UTM Vertical | VERT | 78 | 5 | 7 | |
| Velocity | VELO | 135 | 5 | 6 | |
| **Repeating Point Segment Data Elements (POLL must be specified)** | | | | | |
| Control Equipment | CEQP | 253 | 6 | 7 | |
| Control Equip. Cost | CCST | 246 | 7 | 9 | 14 |
| Emission Units | EUNT | 290 | 1 | 5 | |
| Emissions Allowable | ALLO | 276 | 7 | 8 | 12 |
| Emissions Estimate | EST1 | 262 | 7 | 8 | 13 |
| Emissions Measured | MEAS | 269 | 7 | 8 | 13 |
| Est Control Efficiency | ECEF | 259 | 3 | 5 | |
| Estimation Method | ESTM | 291 | 1 | 5 | |
| Pollutant ID | POLL* | 241 | 5 | 6 | |
| Primary Control Equip | PCTL | 253 | 3 | 5 | |
| Secondary Control Equip | SCTL | 256 | 3 | 5 | |
| Test Method | TSTM | 292 | 1 | 5 | |
| **SCC SEGMENT DATA ELEMENTS** | | | | | |
| AQCR | 2AQC | 50 | 3 | 5 | |
| Ash Content | ASHC | 98 | 3 | 5 | |
| BEC Code | BECC | 75 | 5 | 6 | |
| BEC ID | BECI | 78 | 2 | 5 | |
| BEC Number | BECN | 75 | 3 | 5 | |
| Confidentiality | CONF | 106 | 1 | 5 | |
| County | 2CNT | 46 | 4 | 5 | |
| Emission Factor Source | EMFS | 133 | 1 | 5 | |
| Fuel Process Rate | FPRT | 81 | 7 | 8 | 13 |
| Fuel Units | FUNT | 80 | 1 | 5 | |
| Heat Content | HEAT | 101 | 5 | 6 | |
| Maximum Design Rate | MDRT | 88 | 7 | 9 | 14 |
| NEDS Point ID/Segment 2 | S2ID | 63 | 2 | 5 | |
| No. of Emission Factors | NEMF | 197 | 2 | 5 | |
| Plant ID | 2PLN | 53 | 4 | 5 | |
| Source Class. Code | SCCC | 65 | 8 | 9 | |
| SCC 1 | SCC1 | 65 | 1 | 5 | |
| SCC 2 | SCC2 | 66 | 2 | 5 | |
| SCC 3 | SCC3 | 68 | 3 | 5 | |
| SCC 4 | SCC4 | 71 | 2 | 5 | |
| SCC Sequence Number | SSQN | 73 | 2 | 5 | |
| Segment Date | 2DTE | 57 | 5 | 6 | |
| Segment Day | 2DAY | 59 | 3 | 5 | |
| Segment ID | 2SEG | 62 | 1 | 5 | |
| Segment Year | 2YER | 57 | 2 | 5 | |
| Source Code | SRCC | 107 | 1 | 5 | |
| Source Description | SRCD | 108 | 25 | 26 | |
| State | 2STT | 44 | 2 | 5 | |
| Sulfur Content | SULC | 95 | 3 | 5 | |
| **REPEATING SCC SEGMENT DATA ELEMENTS (MPID must be specified)** | | | | | |
| Ash/Sulfur Code | ASSC | 214 | 1 | 5 | |
| Emission Factor | EMFA | 204 | 9 | 11 | |
| Emission Factor Units | EMFU | 215 | 1 | 5 | |
| Pollutant ID | MPID* | 199 | 5 | 6 | |
| **COMMENT SEGMENT DATA ELEMENTS** | | | | | |
| AQCR | 3AQC | 50 | 3 | 5 | |
| Comments | COMM | 71 | 102 | 99 | |
| County | 3CNT | 46 | 4 | 5 | |
| Left Comment | LCMT | 71 | 51 | 52 | |
| Line Number | LINE | 67 | 3 | 5 | |
| NEDS Point ID/Segment 3 | S3ID | 63 | 2 | 5 | |
| Plant ID | 3PLN | 53 | 4 | 5 | |
| PNR Sequence Number | SEQN | 65 | 2 | 5 | |
| Right Comment | RCMT | 122 | 51 | 52 | |
| Segment Date | 3DTE | 57 | 5 | 6 | |
| Segment Day | 3DAY | 59 | 3 | 5 | |
| Segment ID | 3SEG | 62 | 1 | 5 | |
| Segment Year | 3YER | 57 | 2 | 5 | |

* Relational Operator Must Be E

** Only fields having an entry in this column are eligible for totalling.

(Page 2 of 2)

Figure PST23-3 - continued. Quick Look Retrieval Load Sheets

| DATA ELEMENTS COMMON TO ALL SEGMENTS | | | | | |
|---|---|---|---|---|---|
| | | | DATA ELEMENT LENGTH | | |
| DATA ELEMENT | ABBRE-VIATION | POSITION IN MASTER FILE | IN MASTER FILE | IN QUICK LOOK REPORT | IN QUICK LOOK REPORT IF TOTALLED |
| AQCR | AQCR | 50 | 3 | 5 | N/A |
| County | CNTY | 46 | 4 | 5 | N/A |
| Plant | PLNT | 53 | 4 | 5 | N/A |
| Segment Date | DATE | 57 | 5 | 6 | N/A |
| Segment Day | DAYY | 59 | 3 | 5 | N/A |
| Segment ID | SEGM | 57 | 2 | 5 | N/A |
| Segment Year | YEAR | 62 | 1 | 5 | N/A |
| State | STTE | 44 | 2 | 5 | N/A |

| DATA ELEMENTS COMMON TO POINT, SCC, and COMMENT SEGMENTS | | | | | |
|---|---|---|---|---|---|
| NEDS Point ID | NPID | 63 | 2 | 5 | N/A |

(Page 1 of 9)

Figure PST23-4. Quick Look Data Element Abbreviations

PLANT SEGMENT DATA ELEMENTS

| DATA ELEMENT | ABBRE-VIATION | POSITION IN MASTER FILE | DATA ELEMENT LENGTH IN MASTER FILE | IN QUICK LOOK REPORT | IN QUICK LOOK REPORT IF TOTALLED |
|---|---|---|---|---|---|
| AQCR | OAQC | 50 | 3 | 5 | N/A |
| City | CITY | 82 | 4 | 5 | N/A |
| Contact | CONT | 89 | 15 | 16 | N/A |
| County | OCNT | 46 | 4 | 5 | N/A |
| Local Control | LCON | 68 | 2 | 5 | N/A |
| Mailing Address | MAIL | 182 | 48 | 49 | N/A |
| Name and Address | NAAD | 124 | 48 | 49 | N/A |
| No. of Employees | NUME | 172 | 4 | 5 | 9 |
| Ownership | OWNS | 88 | 1 | 5 | N/A |
| Plant ID | OPLN | 53 | 4 | 5 | N/A |
| Principal Product | PROD | 114 | 10 | 11 | N/A |
| Property Area | PROP | 176 | 6 | 8 | 13 |
| Segment Date | ODTE | 57 | 5 | 6 | N/A |
| Segment Day | ODAY | 59 | 3 | 5 | N/A |
| Segment ID | OSEG | 62 | 1 | 5 | N/A |
| Segment Year | OYER | 57 | 2 | 5 | N/A |
| State | OSTT | 44 | 2 | 5 | N/A |
| Telephone | TELE | 104 | 10 | 11 | N/A |
| User Control Region | UCON | 65 | 3 | 5 | N/A |
| User Plant ID | UPLT | 70 | 12 | 13 | N/A |
| UTM Zone | UTMZ | 86 | 2 | 5 | N/A |

O Denotes zero

(Page 2 of 9)

Figure PST23-4 - continued. Quick Look Data Element Abbreviations

POINT SEGMENT DATA ELEMENTS

| DATA ELEMENT | ABBRE-VIATION | POSITION IN MASTER FILE | DATA ELEMENT LENGTH IN MASTER FILE | DATA ELEMENT LENGTH IN QUICK LOOK REPORT | DATA ELEMENT LENGTH IN QUICK LOOK REPORT IF TOTALLED |
|---|---|---|---|---|---|
| AQCR | 1AQC | 50 | 3 | 5 | N/A |
| Boiler Design Capacity | BOIL | 109 | 5 | 11 | 11 |
| Control Regulations | CREG | 160 | 12 | 13 | N/A |
| Control Regulation 1 | REG1 | 160 | 4 | 5 | N/A |
| Control Regulation 2 | REG2 | 164 | 4 | 5 | N/A |
| Control Regulation 3 | REG3 | 168 | 4 | 5 | N/A |
| Compliance Schedule | CSCH | 149 | 4 | 5 | N/A |
| Comp. Schedule Month | SCHM | 151 | 2 | 5 | N/A |
| Comp. Schedule Year | SCHY | 149 | 2 | 5 | N/A |
| Compliance Status | CSTT | 148 | 1 | 5 | N/A |
| Compliance Update | CUPD | 153 | 6 | 7 | N/A |
| Comp. Update Day | CUDY | 157 | 2 | 5 | N/A |
| Comp. Update Month | CUMN | 155 | 2 | 5 | N/A |
| Comp. Update Year | CUYR | 153 | 2 | 5 | N/A |
| County | 1CNT | 46 | 4 | 5 | N/A |
| ECAP | ECAP | 159 | 1 | 5 | N/A |
| Exhaust Flow Rate | FLOW | 128 | 7 | 8 | N/A |
| IPP Code | IPPC | 72 | 2 | 5 | N/A |
| Latitude | LATT | 83 | 6 | 7 | N/A |
| Latitude Degree | LATD | 83 | 2 | 5 | N/A |
| Latitude Minute | LATM | 85 | 2 | 5 | N/A |
| Latitude Second | LATS | 87 | 2 | 5 | N/A |

(Page 3 of 9)

Figure PST23-4 - continued. Quick Look Data Element Abbbreviations

POINT SEGMENT DATA ELEMENTS (continued)

| DATA ELEMENT | ABBRE-VIATION | POSITION IN MASTER FILE | DATA ELEMENT LENGTH IN MASTER FILE | DATA ELEMENT LENGTH IN QUICK LOOK REPORT | DATA ELEMENT LENGTH IN QUICK LOOK REPORT IF TOTALLED |
|---|---|---|---|---|---|
| Longitude | LONG | 89 | 7 | 8 | N/A |
| Longitude Degree | LOND | 89 | 3 | 5 | N/A |
| Longitude Minute | LONM | 92 | 2 | 5 | N/A |
| Longitude Second | LONS | 94 | 2 | 5 | N/A |
| NEDS Point ID/SEGMENT 1 | S1ID | 63 | 2 | 5 | N/A |
| Normal Operating Rate | NORM | 104 | 5 | 6 | N/A |
| Number of Pollutants | NUMP | 239 | 2 | 5 | N/A |
| Plant ID | 1PLN | 53 | 4 | 5 | N/A |
| Plume Height | PLUM | 140 | 4 | 5 | N/A |
| Point IDs | PTID | 63 | 5 | 6 | N/A |
| Points w/ Common Stack | PWCS | 144 | 4 | 5 | N/A |
| Segment Date | 1DTE | 57 | 5 | 6 | N/A |
| Segment Day | 1DAY | 59 | 3 | 5 | N/A |
| Segment ID | 1SEG | 62 | 1 | 5 | N/A |
| Segment Year | 1YER | 57 | 2 | 5 | N/A |
| SIC Code | SICC | 68 | 4 | 5 | N/A |
| Space Heat % | SPAC | 114 | 3 | 5 | N/A |
| Stack Data | STAD | 117 | 27 | 28 | N/A |
| Stack Diameter | DIAM | 121 | 3 | 5 | N/A |
| Stack Height | HGHT | 117 | 4 | 5 | N/A |
| Stack Temperature | TEMP | 124 | 4 | 5 | N/A |
| State | 1STT | 44 | 2 | 5 | N/A |
| | | | | | N/A |

(Page 4 of 9)

Figure PST23-4 - continued. Quick Look Data Element Abbreviations

POINT SEGMENT DATA ELEMENTS (continued)

| DATA ELEMENT | ABBRE-VIATION | POSITION IN MASTER FILE | DATA ELEMENT LENGTH IN MASTER FILE | DATA ELEMENT LENGTH IN QUICK LOOK REPORT | DATA ELEMENT LENGTH IN QUICK LOOK REPORT IF TOTALLED |
|---|---|---|---|---|---|
| Throughput | THRU | 96 | 8 | 9 | N/A |
| Throughput/Dec-Feb | WNTR | 96 | 2 | 5 | N/A |
| Throughput/Jun-Aug | SUMM | 100 | 2 | 5 | N/A |
| Throughput/Mar-May | SPNG | 98 | 2 | 5 | N/A |
| Throughput/Sep-Nov | FALL | 102 | 2 | 5 | N/A |
| User Point ID | UPID | 65 | 3 | 5 | N/A |
| UTM Coordinates | UTMC | 74 | 9 | 10 | N/A |
| UTM Horizontal | HORZ | 74 | 4 | 6 | N/A |
| UTM Vertical | VERT | 78 | 5 | 7 | N/A |
| Velocity | VELO | 135 | 5 | 6 | N/A |

(Page 5 of 9)

Figure PST23-4 - continued. Quick Look Data Element Abbreviations

REPEATING POINT SEGMENT DATA ELEMENTS

(POLL must be specified)

| DATA ELEMENT | ABBRE-VIATION | POSITION IN MASTER FILE | DATA ELEMENT LENGTH IN MASTER FILE | DATA ELEMENT LENGTH IN QUICK LOOK REPORT | DATA ELEMENT LENGTH IN QUICK LOOK REPORT IF TOTALLED |
|---|---|---|---|---|---|
| Control Equipment | CEQP | 253 | 6 | 7 | N/A |
| Control Equip. Cost | CCST | 246 | 7 | 9 | 14 |
| Emission Units | EUNT | 290 | 1 | 5 | N/A |
| Emissions Allowable | ALLO | 276 | 7 | 8 | 13 |
| Emissions Estimate | ESTI | 262 | 7 | 8 | 13 |
| Emissions Measured | MEAS | 269 | 7 | 8 | 13 |
| Est Control Efficiency | ECEF | 259 | 3 | 5 | N/A |
| Estimation Method | ESTM | 291 | 1 | 5 | N/A |
| Pollutant ID | POLL | 241 | 5 | 6 | N/A |
| Primary Control Equip | PCTL | 253 | 3 | 5 | N/A |
| Secondary Control Equip | SCTL | 256 | 3 | 5 | N/A |
| Test Method | TSTM | 292 | 1 | 5 | N/A |

(Page 6 of 9)

Figure PST23-4 - continued. Quick Look Data Element Abbreviations

SCC SEGMENT DATA ELEMENTS

| DATA ELEMENT | ABBRE-VIATION | POSITION IN MASTER FILE | DATA ELEMENT LENGTH IN MASTER FILE | DATA ELEMENT LENGTH IN QUICK LOOK REPORT | DATA ELEMENT LENGTH IN QUICK LOOK REPORT IF TOTALLED |
|---|---|---|---|---|---|
| AQCR | 2AQC | 50 | 3 | 5 | N/A |
| Ash Content | ASHC | 98 | 3 | 5 | N/A |
| BEC Code | BECC | 75 | 5 | 6 | N/A |
| BEC ID | BECI | 78 | 2 | 5 | N/A |
| BEC Number | BECN | 75 | 3 | 5 | N/A |
| Confidentiality | CONF | 106 | 1 | 5 | N/A |
| County | 2CNT | 46 | 4 | 5 | N/A |
| Emission Factor Source | EMFS | 133 | 1 | 5 | N/A |
| Fuel Process Rate | FPRT | 81 | 7 | 8 | 13 |
| Fuel Units | FUNT | 80 | 1 | 5 | N/A |
| Heat Content | HEAT | 101 | 5 | 6 | N/A |
| Maximum Design Rate | MDRT | 88 | 7 | 9 | 14 |
| NEDS Point ID/Segment 2 | S2ID | 63 | 2 | 5 | N/A |
| No. of Emission Factors | NEMF | 197 | 2 | 5 | N/A |
| Plant ID | 2PLN | 53 | 4 | 5 | N/A |
| Source Classification Code | SCCC | 65 | 8 | 9 | N/A |
| SCC 1 | SCC1 | 65 | 1 | 5 | N/A |
| SCC 2 | SCC2 | 66 | 2 | 5 | N/A |
| SCC 3 | SCC3 | 68 | 3 | 5 | N/A |
| SCC 4 | SCC4 | 71 | 2 | 5 | N/A |
| SCC Sequence Number | SSQN | 73 | 2 | 5 | N/A |

(Page 7 of 9)

Figure PST23-4 - continued. Quick Look Data Element Abbreviations

SCC SEGMENT DATA ELEMENTS (continued)

| DATA ELEMENT | ABBRE-VIATION | POSITION IN MASTER FILE | DATA ELEMENT LENGTH IN MASTER FILE | DATA ELEMENT LENGTH IN QUICK LOOK REPORT | DATA ELEMENT LENGTH IN QUICK LOOK REPORT IF TOTALLED |
|---|---|---|---|---|---|
| Segment Date | 2DTE | 57 | 5 | 6 | N/A |
| Segment Day | 2DAY | 59 | 3 | 5 | N/A |
| Segment ID | 2SEG | 62 | 1 | 5 | N/A |
| Segment Year | 2YER | 57 | 2 | 5 | N/A |
| Source Code | SRCC | 107 | 1 | 5 | N/A |
| Source Description | SRCD | 108 | 25 | 26 | N/A |
| State | 2STT | 44 | 2 | 5 | N/A |
| Sulfur Content | SULC | 95 | 3 | 5 | N/A |

Repeating SCC SEGMENT DATA ELEMENTS
(MPID must be specified)

| DATA ELEMENT | ABBRE-VIATION | POSITION IN MASTER FILE | DATA ELEMENT LENGTH IN MASTER FILE | DATA ELEMENT LENGTH IN QUICK LOOK REPORT | DATA ELEMENT LENGTH IN QUICK LOOK REPORT IF TOTALLED |
|---|---|---|---|---|---|
| Ash/Sulfur Code | ASSC | 214 | 1 | 5 | N/A |
| Emission Factor | EMFA | 204 | 9 | 11 | N/A |
| Emission Factor Units | EMFU | 215 | 1 | 5 | N/A |
| Pollutant ID | MPID | 199 | 5 | 6 | N/A |

(Page 8 of 9)

Figure PST23-4 - continued. Quick Look Data Element Abbreviations

COMMENT SEGMENT DATA ELEMENTS

| DATA ELEMENT | ABBRE-VIATION | POSITION IN MASTER FILE | DATA ELEMENT LENGTH IN MASTER FILE | DATA ELEMENT LENGTH IN QUICK LOOK REPORT | DATA ELEMENT LENGTH IN QUICK LOOK REPORT IF TOTALLED |
|---|---|---|---|---|---|
| AQCR | 3AQC | 50 | 3 | 5 | N/A |
| Comments | COMM | 71 | 102 | 99 | N/A |
| County | 3CNT | 46 | 4 | 5 | N/A |
| Left Comment | LCMT | 71 | 51 | 52 | N/A |
| Line Number | LINE | 67 | 3 | 5 | N/A |
| NEDS Point ID/Segment 3 | S3ID | 63 | 2 | 5 | N/A |
| Plant ID | 3PLN | 53 | 4 | 5 | N/A |
| PNR Sequence Number | SEQN | 65 | 2 | 5 | N/A |
| Right Comment | RCMT | 122 | 51 | 52 | N/A |
| Segment Date | 3DTE | 57 | 5 | 6 | N/A |
| Segment Day | 3DAY | 59 | 3 | 5 | N/A |
| Segment ID | 3SEG | 62 | 1 | 5 | N/A |
| Segment Year | 3YER | 57 | 2 | 5 | N/A |

(Page 9 of 9)

Figure PST23-4 - continued. Quick Look Data Element Abbreviations

```
//PSTEST23 JOB     (ACCOUNTING INFO)
//*
//*  RETRIEVE AN ANSWER FILE; THEN PRODUCE TWO
//*  REPORTS FOR IT, FIRST, A QUICK LOOK REPORT, AND
//*  THEN A DETAILED LISTING
//*
//TEST23A EXEC EPRPM60,
//       MSTRFIL=FPMSTR6,
//       ANSRFIL=FPANSRA
//*
//* . PRODUCE THE ANSWER FILE AND QUICK LOOK
//*   REPORT FOR SUSPENDED PARTICULATES
//*
//EDIT.INPUT DD *
$$SELECT        PARTICULATE EMISSIONS BY STATE AND COUNTY     01/01/80
10   THRU G 00000000        AND
10   POLL E 11101           AND
10   ESTI G 0000000
20 QL  AE
30 STTEX CNTYX AQCR
40   STTE  CNTY  AQCR  PLNT  NPID  ESTIX
$$END
//TEST23B EXEC EPRPM20,
//       MSTRFIL=FPANSRA
//*
//*   PRODUCE A DETAILED LISTING OF THE ANSWER FILE FROM STEP A
//*
```

Figure PST23-5. Run Stream

```
..........................................................................................................
                                   EIS/PS QUICK LOOK EDIT PROGRAM  -  DIAGNOSTIC REPORT                  PAGE   1
..........................................................................................................
PROGRAM NAME: PRTQLED (EP0260)
REVISION LEVEL: 1-00
LAST UPDATE #: P-1
DATE INCORPORATED: FEBRUARY 1, 1980
..........................................................................................................
TITLE        PARTICULATE EMISSIONS BY STATE AND COUNTY     01/01/80
..........................................................................................................

SELECTION CRITERIA

10   THRU G 00000000        AND
10   POLL E 11101           AND
10   ESTI G 0000000

REPORT FORMATS

20 QL AF

REPORT SEQUENCE

30 STTEX CNTYX AQCR
     STATE                        PAGE BREAK/SUBTOTAL
     COUNTY                       PAGE BREAK/SUBTOTAL
     AQCR

QUICK LOOK DATA ELEMENTS - REPORT ONE

40   STTE  CNTY  AQCR  PLNT  NPID  ESTIX
     STATE
     COUNTY
     AQCR
     PLANT ID
     NEDS POINT ID
     EMISSIONS ESTIMATE        TOTAL
```

Figure PST23-6. Sample Output (Page 1 of 8)

```
                    EIS/PS QUICK LOOK EXTRACT PROGRAM  -  DIAGNOSTIC REPORT                    PAGE    1

PROGRAM NAME: PRTQLEX (EP0270)
REVISION LEVEL: 1-00
LAST UPDATE #: P-1
DATE INCORPORATED: FEBRUARY 1, 1980

NUMBER OF EIS/PS MASTER FILE RECORDS READ:                169
NUMBER OF QUICK LOOK REPORT RECORDS WRITTEN:               25
NUMBER OF TURNAROUND DOCUMENT RECORDS WRITTEN:              0
NUMBER OF ANSWER FILE RECORDS WRITTEN:                     38

- - - -
```

```
EMISSIONS INVENTORY SYSTEM / POINT SOURCE SUBSYSTEM                                PAGE   2
     PARTICULATE EMISSIONS BY STATE AND COUNTY     01/01/80
STTE CNTY AQCR PLNT NPID       EM-ESTI
06   2004 053  AQR1 10         0000100
06   2004 053  AQR1 AM         0000100
                          000000000200
NUMBER OF RECORDS IN THIS CNTY IS      2
                          000000000451
NUMBER OF RECORDS IN THIS STTE IS      5
```

```
EMISSIONS INVENTORY SYSTEM / POINT SOURCE SUBSYSTEM                                PAGE   7
     PARTICULATE EMISSIONS BY STATE AND COUNTY     01/01/80
STTE CNTY AQCR PLNT NPID       EM-ESTI
34   0040 203  0001 01         0000003
34   0040 203  0001 02         0000003
34   0040 203  0001 03         0000003
34   0040 203  0001 04         0000003
34   0040 203  0003 01         0000001
34   0040 203  0005 01         0000045
34   0040 203  0005 02         0000001
                          000000000059
NUMBER OF RECORDS IN THIS CNTY IS      7
                          000000000059
NUMBER OF RECORDS IN THIS STTE IS      7

TOTAL NUMBER OF QUICK LOOK LINES EQUALS        25
```

Figure PST23-6 - continued. Sample Output (Page 3 of 8)

```
PROGRAM NAME: PRPMSTR (EP0210)
REVISION LEVEL: 1-00
LAST UPDATE #: P-1
DATE INCORPORATED: FEBRUARY 1, 1980


NUMBER OF SEGMENT 0 RECORDS PRINTED:        13
NUMBER OF SEGMENT 1 RECORDS PRINTED:        25
NUMBER OF SEGMENT 2 RECORDS PRINTED:         0
NUMBER OF SEGMENT 3 RECORDS PRINTED:         0
```

(Page 4 of 8)

Figure PST23-6 - continued. Sample Output

```
          STATE COUNTY AQCR PLANT ID
            06   1960   053   0001

  DATE      SEGMENT   CONTROL  LOCAL                                                                PRINCIPAL
YEAR DAY     TYPE     REGION   CONTROL    PLANT ID     CITY UTM ZONE OWNER     CONTACT        TELEPHONE    PRODUCT
 80  065      0        123       04     PL-3175        0012    12      P   FRANKE SMYTHE    5919544376   9ENGINES

                                                     NUMBER OF  PROPERTY
ESTABLISHMENT NAME AND ADDRESS                ZIP    EMPLOYEES    AREA     MAILING ADDRESS                          ZIP
SMYTHE ENGINE COMPANY INC.                           0025      00003.5    RED OAKE, COLORADO

                                                       NEDS FLAG  PLANT FLAG  E I S   F L A G S
P7 PLANT COMMENT                                          P1          P7        1   2   3   4
PLANT WILL START PRODUCTION 05/01/80                       S           S        S   S   S   S

  DATE    SEGMENT POINT   USEP                UTM COORDINATES    LATITUDE     LONGITUDE   ANNUAL THRUPUT   NORMAL OPERATING
YEAR DAY   TYPE    ID   POINT ID SIC  IPP HORIZONTAL VERTICAL DEG MIN SEC  DEG MIN SEC  DEC MAR JUN SEP  HR/D D/WK WK/YR
 80  001    1      01      011    1141 21    245.4     0955.5   71  21  21  051  51  52   02  03  03  01   10   5    47

BOILER    SPACE  S    T    A    C    K          D    A    T    A       COMP SCHED   COMP STATUS         CONTROL REGULATION
CAPACITY HEAT   HEIGHT DIAM TEMP FLOW RATE VELOCITY PLUME PNTS  COMP YEAR MONTH  YEAR MONTH DAY  ECAP REG 1 REG 2 REG 3
 00137    09.7   0090  01.0 0100  0000123    00150   0900          2   81    10    79   12    15   1      44    15    17

                                                       N E D S    F L A G S  POINT FLAG  E I S   F L A G S
P7 POINT COMMENT                                       P2  P3  P4  P5  PWCS      P7        11   12   14
POLL 43101 ADDED 03/21/80                               S   S   S   S              S         S    S    S

NUMBER OF  POLLUTANT CONTROL  CONTROL EQUIP ESTM CNTL        E  M  I  S  S  I  O  N  S              ESTM   TEST  EIS FLG
POLLUTANTS    ID      COST      PRI  SEC    EFFICIENCY ESTIMATE MEASURED ALLOWABLE POTENTIAL UNITS METHOD METHOD   13
    01        TSP    00001.00   022  041       98.5     0000100  0000200  0000300              4      3      3      S
```

Figure PST23-6 - continued. Sample Output

(Page 5 of 8)

```
        STATE COUNTY AQCR PLANT ID
          06   1960   053   0001

  DATE      SEGMENT   CONTROL  LOCAL                                                                PRINCIPAL
YEAR DAY     TYPE     REGION   CONTROL   PLANT ID    CITY UTM ZONE OWNER     CONTACT        TELEPHONE   PRODUCT
 80  065      0         123       04    PL-3175      0012    12      P   FRANKE SMYTHE    5919544376  9ENGINES

                                                   NUMBER OF  PROPERTY
ESTABLISHMENT NAME AND ADDRESS              ZIP    EMPLOYEES    AREA      MAILING ADDRESS                          ZIP
SMYTHE ENGINE COMPANY INC.                          0025      00003.5    RED OAKE, COLORADO

                                                     NEDS FLAG  PLANT FLAG  E I S   F L A G S
P7 PLANT COMMENT                                        P1          P7        1   2   3   4
PLANT WILL START PRODUCTION 05/01/80                     S           S        S   S   S   S

  DATE   SEGMENT POINT   USER              UTM COORDINATES    LATITUDE     LONGITUDE   ANNUAL THRUPUT   NORMAL OPERATING
YEAR DAY   TYPE   ID   POINT ID SIC  IPP HORIZONTAL VERTICAL DEG MIN SEC  DEG MIN SEC  DEC MAR JUN SEP  HR/D D/WK WK/YR
 80  113    1     10      011   1141 21    245.4     0955.5   71  21  21  051  51  52   02  03  03  01   10   5    47

BOILER   SPACE  S    T    A    C    K         D    A    T    A       COMP SCHED   COMP STATUS         CONTROL REGULATION
CAPACITY HEAT   HEIGHT DIAM TEMP FLOW RATE VELOCITY PLUME PNTS  COMP YEAR MONTH  YEAR MONTH DAY  ECAP REG 1 REG 2 REG 3
 00137    09.7   0090  01.0 0100  0000123    00151   0900         2   81    10    79   12    15   1      44    15    17

                                                     N E D S    F L A G S  POINT FLAG  E I S   F L A G S
P7 POINT COMMENT                                     P2  P3  P4  P5  PWCS      P7        11   12  14
POINT ADDED 12/14/79                                  S   S   S   S             S         S    S   S

NUMBER OF  POLLUTANT CONTROL  CONTROL EQUIP ESTM CNTL        E  M  I  S  S  I  O  N  S              ESTM   TEST  EIS FLG
POLLUTANTS    ID      COST      PRI  SEC    EFFICIENCY ESTIMATE MEASURED ALLOWABLE POTENTIAL UNITS METHOD METHOD   13
    01       TSP    00001.00   022  041       98.5     0000100  0000200  0000300              4      3      3      S
```

Figure PST23-6 - continued. Sample Output

(Page 6 of 8)

```
        STATE COUNTY AQCR PLANT ID
          34   0040   203   0005

  DATE      SEGMENT   CONTROL  LOCAL                                                                PRINCIPAL
YEAR DAY     TYPE     REGION   CONTROL   PLANT ID    CITY UTM ZONE OWNER     CONTACT        TELEPHONE    PRODUCT
 80  000      0                                       0020    17          D F SMITH

                                                    NUMBER OF  PROPERTY
ESTABLISHMENT NAME AND ADDRESS              ZIP     EMPLOYEES    AREA     MAILING ADDRESS                          ZIP
TATEVILLE MILLS TATEVILLE

                                                      NEDS FLAG  PLANT FLAG  E I S   F L A G S
P7 PLANT COMMENT                                        P1          P7        1   2   3   4
                                                         S           S        S   S   S   S

  DATE   SEGMENT POINT   USER              UTM COORDINATES    LATITUDE     LONGITUDE   ANNUAL THRUPUT   NORMAL OPERATING
YEAR DAY   TYPE   ID   POINT ID SIC  JPP HORIZONTAL VERTICAL DEG MIN SEC  DEG MIN SEC  DEC MAR JUN SEP  HR/D D/WK WK/YR
 71  000    1     01            2299 00    373.0     3782.0                              25  25  25  25   24   5    52

BOILER   SPACE  S    T    A    C    K         D    A    T    A       COMP SCHED   COMP STATUS         CONTROL REGULATION
CAPACITY HEAT   HEIGHT DIAM TEMP FLOW RATE VELOCITY PLUME PNTS  COMP YEAR MONTH  YEAR MONTH DAY  ECAP REG 1 REG 2 REG 3
 00034    13.6   0100  06.0 0450  0023738            0000         3   81    01

                                                      N E D S    F L A G S  POINT FLAG  E I S   F L A G S
P7 POINT COMMENT                                      P2  P3  P4  P5  PWCS      P7        11   12   14
                                                       S   S   S   S            S         S    S    S

NUMBER OF  POLLUTANT CONTROL  CONTROL EQUIP ESTM CNTL        E  M  I  S  S  I  O  N  S              ESTM   TEST  EIS FLG
POLLUTANTS    ID      COST      PRI  SEC    EFFICIENCY ESTIMATE MEASURED ALLOWABLE POTENTIAL UNITS METHOD METHOD   13
    01       TSP               008  000       82.0     0000045           0000028   0000251           3              S
```

Figure PST23-6 - continued. Sample Output

(Page 7 of 8)

```
          STATE COUNTY AQCR PLANT ID
            34   0040   203   0005

  DATE      SEGMENT   CONTROL  LOCAL                                                                  PRINCIPAL
YEAR DAY     TYPE     REGION   CONTROL   PLANT ID    CITY UTM ZONE OWNER      CONTACT        TELEPHONE    PRODUCT
 80  000      0                                       0020    17           D F SMITH

                                                    NUMBER OF  PROPERTY
ESTABLISHMENT NAME AND ADDRESS              ZIP     EMPLOYEES    AREA     MAILING ADDRESS                          ZIP
TATEVILLE MILLS TATEVILLE

                                                      NEDS FLAG  PLANT FLAG  E I S   F L A G S
P7 PLANT COMMENT                                        P1          P7        1   2   3   4
                                                         S           S        S   S   S   S

  DATE   SEGMENT POINT   USER              UTM COORDINATES    LATITUDE     LONGITUDE   ANNUAL THRUPUT   NORMAL OPERATING
YEAR DAY   TYPE   ID   POINT ID SIC  IPP HORIZONTAL VERTICAL DEG MIN SEC  DEG MIN SEC  DEC MAR JUN SEP  HR/D D/WK WK/YR
 71  000    1     02            2299 00                                                 25  25  25  25   24   5    52

BOILER   SPACE  S    T    A    C    K         D    A    T    A       COMP SCHED   COMP STATUS         CONTROL REGULATION
CAPACITY HEAT   HEIGHT DIAM TEMP FLOW RATE VELOCITY PLUME PNTS  COMP YEAR MONTH  YEAR MONTH DAY  ECAP REG 1 REG 2 REG 3
 00060    13.6   0100  08.0 0450  0034201            0000         4

                                                      N E D S    F L A G S  POINT FLAG  E I S   F L A G S
P7 POINT COMMENT                                      P2  P3  P4  P5  PWCS      P7        11   12   14
                                                       S   S   S   S             S         S    S    S

NUMBER OF  POLLUTANT CONTROL  CONTROL EQUIP ESTM CNTL        E  M  I  S  S  I  O  N  S              ESTM   TEST  EIS FLG
POLLUTANTS    ID      COST      PRI  SEC    EFFICIENCY ESTIMATE MEASURED ALLOWABLE POTENTIAL UNITS METHOD METHOD   13
    01       TSP                000  000      00.0     0000001           0000045   0000001           3              S
```

Figure PST23-6 - continued. Sample Output

(Page 8 of 8)

EIS/PS Test 24 - Ad Hoc

Produce Three Quick Look Reports

In this test run, three quick look reports are produced using the cataloged procedure EPRPM60 which executes PRTQLED (EP0260), the quick look edit program; PRTQLEX (EP0270), the quick look extract program; and the PRPQUIK (EP0280), the quick look report program.

The user-supplied quick look control cards input to PRTQLED (EP0260) will select all master file records and produce three quick look reports. At least one 10 card must be present in a quick look run; therefore, in order to select all master file records, a 10 card must specify a condition that is true for all records. The 10 card in this test run specifies that the state code must be present for a record to be selected. Since the state code is a key field, it will always be present for every master file record.

The 20 card specifies that a quick look report is desired. There is no 30 card supplied in the run stream, therefore the default sort sequence will be the same as the master file sequence.

The 10 card specifies the record selection criteria, but the 40, 41, and 42 cards specify the records from which data will be extracted for a given report. The 40 card in this test run contains only plant segment data elements, therefore only data from plant records will be included in the first report. The 41 card contains only point segment data elements, therefore only data from point records will be present in the second report. The 42 card contains only SCC segment data elements, therefore only data from SCC records will be present in the third report.

The user should be aware that all master file records (169 in this test run) passed the 10 card selection criteria, but only the plant, point, and SCC records (a total of 154) were selected for the quick look reports. If an answer file had been requested, it would contain all records from the input master file (hence, it would be an exact copy). See EIS/PS Test 23 for a discussion of the quick look package.

The run stream for this test run contains the JCL needed to produce a quick look report. It also contains the quick look control cards that are input to PRTQLED (EP0260). The run stream for this test run is shown in Figure PST24-1.

A substitutable parameter is used to specify EPMSTR6 as the name of the master file input to PRTQLEX (EP0270). The DD (data definition) information for the quick look control cards is also supplied. Sample output produced by this run stream is shown in Figure PST24-2.

```
//PSTEST24 JOB     (ACCOUNTING INFO)
//*
//*   PRODUCE THREE QUICK LOOK REPORTS
//*
//TEST24A EXEC EPRPM60,
//       MSTRFIL=EPMSTR6,
//       ANSRFIL=EPANSR8
//*
//*   PRODUCE THE FIRST REPORT WITH INFORMATION FROM THE
//*   PLANT RECORD;  PRODUCE THE SECOND WITH INFORMATION FROM THE
//*   POINT RECORD;  GENERATE THE LAST REPORT WITH DATA FROM THE
//*   SCC RECORD
//*
//EDIT.INPUT DD *
$$SELECT   REPORT ONE: PLANTS,  REPORT TWO: POINTS,  REPORT THREE: SCC'S
10   STIE P
20 QL
40   0STT  0CNT  0AQC  0PLN  NAAD
41   1STT  1CNT  1AQC  1PLN  S1ID  UTMC  NUMP
42   2STT  2CNT  2AQC  2PLN  S2ID  SCCC  SSQN  FPRT  MDRT
$$END
```

Figure PST24-1.  Run Stream

```
.....................................................................................................
                    EIS/PS QUICK LOOK EDIT PROGRAM  -  DIAGNOSTIC REPORT                    PAGE   1
.....................................................................................................
PROGRAM NAME: PRTQLED (EP0260)
REVISION LEVEL: 1-00
LAST UPDATE #: P-1
DATE INCORPORATED: FEBRUARY 1, 1980
.....................................................................................................
TITLE    REPORT ONE: PLANTS,  REPORT TWO: POINTS,  REPORT THREE: SCC'S
.....................................................................................................

SELECTION CRITERIA

10   STTE P

REPORT FORMATS

20 QL

REPORT SEQUENCE

     DEFAULT REPORT SEQUENCE, SAME AS MASTER FILE ORDER

QUICK LOOK DATA ELEMENTS - REPORT ONE

40   OSTT  OCNT  OAQC  OPLN  NAAD
     STATE
     COUNTY
     AQCR
     PLANT ID
     NAME AND ADDRESS

QUICK LOOK DATA ELEMENTS - REPORT TWO

41   1STT  1CNT  1AQC  1PLN  S1ID  UTMC  NUMP
     STATE
     COUNTY
     AQCR
     PLANT ID
     SEGMENT 1 NEDS POINT ID
     UTM COORDINATES
     NUMBER OF POLLUTANTS

QUICK LOOK DATA ELEMENTS - REPORT THREE
```

Figure PST24-2. Sample Output (Page 1 of 7)

```
EIS/PS QUICK LOOK EDIT PROGRAM  -  DIAGNOSTIC REPORT                                PAGE   2
TITLE    REPORT ONE: PLANTS,  REPORT TWO: POINTS,  REPORT THREE: SCC'S

42   2STT  2CNT  2AQC  2PLN  S21D  SCCC  SSQN  FPRT  MDRT
     STATE
     COUNTY
     AQCR
     PLANT ID
     SEGMENT 2 NEDS POINT ID
     SCC CODE
     SCC SEQUENCE NUMBER
     FUEL PROCESS RATE
     MAX DESIGN RATE
```

---

```
EIS/PS QUICK LOOK EXTRACT PROGRAM  -  DIAGNOSTIC REPORT                             PAGE    1

PROGRAM NAME: PRTQLEX (EP0270)
REVISION LEVEL: 1-00
LAST UPDATE #: P-1
DATE INCORPORATED: FEBRUARY 1, 1980

NUMBER OF EIS/PS MASTER FILE RECORDS READ:                169
NUMBER OF QUICK LOOK REPORT RECORDS WRITTEN:              154
NUMBER OF TURNAROUND DOCUMENT RECORDS WRITTEN:              0
NUMBER OF ANSWER FILE RECORDS WRITTEN:                      0
```

Figure PST24-2 - continued. Sample Output (Page 2 of 7)

REPORT ONE: PLANTS, REPORT TWO: POINTS, REPORT THREE: SCC'S

| SITE | CNTY | AQCR | PLNT | NAME-AND-ADDRESS |
|---|---|---|---|---|
| 06 | 1960 | 053 | 0001 | SMYTHE ENGINE COMPANY INC. |
| 06 | 1960 | 053 | 0041 | SYMTHE ENGINE CO |
| 06 | 2004 | 053 | AQW1 | HANSON ENGINE CO |
| 08 | 0008 | 240 | 8001 | SAINT AGNES MILLS REEDSVILLE |
| 08 | 0008 | 240 | 8002 | GENERAL INC TAYLOR |
| 08 | 0008 | 240 | 8005 | GENERAL INC TAYLOR |
| 08 | 0080 | 240 | 8000 | AG SERV ADMIN AG LIMEST PLT |
| 08 | 0080 | 240 | 8001 | BETTEROADS ASPHALT PLANT 2 RD 2 KM 139.6 |
| 08 | 0080 | 240 | 8002 | BEST CONTRACTIN CORP.RD.2 KM.139.6 |
| 08 | 0080 | 240 | 8003 | CENTRAL CITY CARS |
| 08 | 0080 | 240 | 8005 | LOADER MACHINE FOR SAND EXTRACTION. |
| 08 | 0080 | 240 | 8006 | CARIBE FOAM & BENDER BO |
| 08 | 0080 | 240 | 8007 | RENBECK LABORATORIES CARY |
| 08 | 0120 | 240 | 8001 | SMITH INDUSTIES |
| 08 | 0120 | 240 | 8002 | WENTER ASPHALT CORPORATION RENNER |
| 08 | 0120 | 240 | 8003 | JONES AND GEORGE INC WHITE OAK |
| 18 | 0040 | 224 | 0001 | LANCE J ELLER INC BOX 66 TASLEY NC |
| 18 | 0040 | 224 | 0002 | JELLY FARM IND INC BOX 8 TEMPERANCEVILLE |
| 18 | 0040 | 224 | 0005 | DENNER AIR PORT |
| 18 | 0060 | 224 | 0001 | S L WILLIAMSON CO RT 780 RED HILL |
| 18 | 0060 | 224 | 0002 | SMITH ELECTRIC CO NAYLORSVILLE |
| 18 | 0060 | 224 | 0003 | UNIV NC JEFFERSON PK AV & C&O RR TRACKS |
| 18 | 0060 | 224 | 0004 | LUCK QUARRIES RT 250 SHADWELL NC |
| 34 | 0040 | 203 | 0001 | ZELIS-PETERSON ROCKY RIVER PLANT 29628 |
| 34 | 0040 | 203 | 0002 | HALE MANUFACTURING CO HWY 28 |
| 34 | 0040 | 203 | 0003 | STEPHENSON IND. CALHOUN MILLS |
| 34 | 0040 | 203 | 0004 | TATEVILLE MFG CO BOX 807 TATEVILLE |
| 34 | 0040 | 203 | 0005 | TATEVILLE MILLS TATEVILLE |
| 34 | 0040 | 203 | 0006 | GENERAL CABLE CORP BOX 250 TATEVILLE S C |
| 34 | 0040 | 203 | 0007 | HUGGINS GARMENT CO EUGENE IND DONALDS |
| 34 | 0040 | 203 | 0008 | GENERSBURG MILLS BOX 579 TATEVILLE 29620 |
| 34 | 0060 | 053 | 0001 | GRONITEVILLE CO STEVENS STEOM STCTION |

TOTAL NUMBER OF QUICK LOOK LINES EQUALS 32

Figure PST24-2 - continued. Sample Output (Page 3 of 7)

REPORT ONE: PLANTS, REPORT TWO: POINTS, REPORT THREE: SCC'S

| STTE | CNTY | AQCR | PLNT | SIID | UTM-COORD | NUMP |
|---|---|---|---|---|---|---|
| 06 | 1960 | 053 | 0001 | 01 | 245409555 | 03 |
| 06 | 1960 | 053 | 0001 | 10 | 245409555 | 02 |
| 06 | 1960 | 053 | 0041 | 01 | 245409555 | 01 |
| 06 | 1960 | 053 | 0041 | 02 | 245409555 | 02 |
| 06 | 2004 | 053 | AQW1 | 10 | 245409555 | 02 |
| 06 | 2004 | 053 | AQW1 | AB | 245409555 | 02 |
| 08 | 0008 | 240 | 8002 | 01 | 121800429 | 05 |
| 08 | 0008 | 240 | 8005 | 01 | 121800429 | 05 |
| 08 | 0080 | 240 | 8000 | 81 | 064200603 | 05 |
| 08 | 0080 | 240 | 8001 | 01 | 076000556 | 05 |
| 08 | 0080 | 240 | 8001 | 02 | 076000556 | 05 |
| 08 | 0080 | 240 | 8002 | 01 | 077300547 | 05 |
| 08 | 0080 | 240 | 8003 | 01 | 075500610 | 05 |
| 08 | 0080 | 240 | 8003 | 02 | 075500610 | 05 |
| 08 | 0080 | 240 | 8003 | 03 | 075500610 | 05 |
| 08 | 0080 | 240 | 8003 | 04 | 075500610 | 05 |
| 08 | 0080 | 240 | 8005 | 01 | 072700612 | 05 |
| 08 | 0080 | 240 | 8006 | 01 | 074500638 | 05 |
| 08 | 0080 | 240 | 8007 | 01 | 061000762 | 05 |
| 08 | 0120 | 240 | 8001 | 01 | 076100637 | 05 |
| 08 | 0120 | 240 | 8002 | 01 | 083080683 | 05 |
| 18 | 0040 | 224 | 0001 | 01 | 432041634 | 05 |
| 18 | 0040 | 224 | 0002 | 01 | 452541932 | 05 |
| 18 | 0040 | 224 | 0005 | 01 | 458841991 | 05 |
| 18 | 0040 | 224 | 0005 | 02 | 458841991 | 05 |
| 18 | 0040 | 224 | 0005 | 03 | 458841991 | 05 |
| 18 | 0040 | 224 | 0005 | 04 | 458841991 | 05 |
| 18 | 0040 | 224 | 0005 | 05 | 457841887 | 05 |
| 18 | 0040 | 224 | 0005 | 06 | 457841887 | 05 |
| 18 | 0040 | 224 | 0005 | 07 | 457841887 | 05 |
| 18 | 0060 | 224 | 0001 | 01 | 709842043 | 05 |
| 18 | 0060 | 224 | 0002 | 01 | 721142130 | 05 |
| 18 | 0060 | 224 | 0003 | 01 | 192042125 | 05 |
| 18 | 0060 | 224 | 0003 | 02 | 192042125 | 05 |
| 18 | 0060 | 224 | 0003 | 03 | 192042125 | 05 |
| 18 | 0060 | 224 | 0003 | 04 | 192042125 | 05 |
| 34 | 0040 | 203 | 0001 | 01 | 252037780 | 05 |
| 34 | 0040 | 203 | 0001 | 02 | 252037780 | 05 |
| 34 | 0040 | 203 | 0001 | 03 | 252037780 | 05 |
| 34 | 0040 | 203 | 0001 | 04 | 252037780 | 05 |
| 34 | 0040 | 203 | 0002 | 01 | 372037820 | 03 |
| 34 | 0040 | 203 | 0002 | 02 | 372037820 | 03 |
| 34 | 0040 | 203 | 0003 | 01 | | 16 |
| 34 | 0040 | 203 | 0004 | 01 | 373237795 | 05 |
| 34 | 0040 | 203 | 0005 | 01 | 373037820 | 05 |
| 34 | 0040 | 203 | 0005 | 02 | | 05 |
| 34 | 0040 | 203 | 0005 | 03 | | 05 |
| 34 | 0040 | 203 | 0006 | 01 | 370037820 | 05 |
| 34 | 0040 | 203 | 0006 | 02 | 370037820 | 05 |

Figure PST24-2 - continued. Sample Output

(Page 4 of 7)

REPORT ONE: PLANTS, REPORT TWO: POINTS, REPORT THREE: SCC'S

| STTE | CNTY | AQCR | PLNT | SITD | UTM-COORD | NUMP |
|---|---|---|---|---|---|---|
| 34 | 0040 | 203 | 0006 | 03 | 370037620 | 05 |
| 34 | 0040 | 203 | 0007 | 01 | 364038060 | 05 |
| 34 | 0040 | 203 | 0008 | 01 | 371037620 | 05 |
| 34 | 0080 | 053 | 0001 | 01 | 345237192 | 05 |

TOTAL NUMBER OF QUICK LOOK LINES EQUALS 53

Figure PST24-2 - continued. Sample Output (Page 5 of 7)

REPORT ONE: PLANTS, REPORT TWO: POINTS, REPORT THREE: SCC'S

| STTE | CNTY | AQCR | PLNT | S2ID | SCC | SSON | FU-P-RT | MAX-D-RT |
|---|---|---|---|---|---|---|---|---|
| 06 | 1960 | 053 | 0001 | 01 | 40300101 | 00 | 0003000 | 0004.000 |
| 06 | 1960 | 053 | 0001 | 01 | 40300102 | 02 | 0003000 | 0004.000 |
| 06 | 1960 | 053 | 0001 | 10 | 40300101 | 00 | 0003000 | 0004.000 |
| 06 | 1960 | 053 | 0001 | 10 | 40300102 | 02 | 0003000 | 0004.000 |
| 06 | 1960 | 053 | 0041 | 01 | 10202302 | 02 | 0003000 | 0004.000 |
| 06 | 1960 | 053 | 0041 | 01 | 40300101 | 00 | 0003000 | 0004.000 |
| 06 | 1960 | 053 | 0041 | 02 | 10202302 | 01 | 0039600 | 0925.000 |
| 06 | 1960 | 053 | 0041 | 02 | 20600197 | 05 | 0050000 | 0003.000 |
| 06 | 1960 | 053 | 0041 | 02 | 20600198 | 05 | 0004000 | 0002.000 |
| 06 | 1960 | 053 | 0041 | 02 | 30103203 | 01 | 0004000 | 0003.000 |
| 06 | 1960 | 053 | 0041 | 02 | 30200201 | 01 | 0396000 | 9250.000 |
| 06 | 1960 | 053 | 0041 | 02 | 30200201 | 05 | 0500000 | 0030.000 |
| 06 | 1960 | 053 | 0041 | 02 | 30200201 | 10 | 0030000 | 0004.000 |
| 06 | 1960 | 053 | 0041 | 02 | 30200501 | 00 | 0003000 | 0004.000 |
| 06 | 1960 | 053 | 0041 | 02 | 30200502 | 02 | 0003000 | 0004.000 |
| 06 | 1960 | 053 | 0041 | 02 | 40300101 | 01 | 0030000 | 0040.000 |
| 06 | 1960 | 053 | 0041 | 02 | 40300101 | 02 | 0004000 | 0003.000 |
| 06 | 1960 | 053 | 0041 | 02 | 40300104 | 01 | 0002000 | 0010.000 |
| 06 | 1960 | 053 | 0041 | 02 | 90202020 | 01 | 0030000 | 0040.000 |
| 06 | 1960 | 053 | 0041 | 02 | 90202020 | 02 | 0004000 | 0009.000 |
| 06 | 1960 | 053 | 0041 | 02 | 90300201 | 02 | 0004000 | 0003.000 |
| 06 | 2004 | 053 | AQW1 | 10 | 30200501 | 00 | 0003000 | 0004.000 |
| 06 | 2004 | 053 | AQW1 | 10 | 30200502 | 02 | 0003000 | 0004.000 |
| 06 | 2004 | 053 | AQW1 | AB | 30200501 | 00 | 0003000 | 0004.000 |
| 06 | 2004 | 053 | AQW1 | AB | 30200502 | 02 | 0003000 | 0004.000 |
| 08 | 0008 | 240 | 8002 | 01 | 10200503 | 00 | 0000017 | 0000.010 |
| 08 | 0008 | 240 | 8005 | 01 | 10200503 | 00 | 0000017 | 0000.010 |
| 08 | 0080 | 240 | 8000 | 81 | 30501601 | 00 | 0005000 | 0008.000 |
| 08 | 0080 | 240 | 8001 | 01 | 30500201 | 00 | 0000612 | 0200.000 |
| 08 | 0080 | 240 | 8001 | 02 | 30500202 | 00 | 0125000 | 0200.000 |
| 08 | 0080 | 240 | 8003 | 01 | 10200082 | 00 | 0013970 | |
| 08 | 0080 | 240 | 8003 | 02 | 10200082 | 00 | 0013970 | |
| 08 | 0080 | 240 | 8003 | 03 | 10200082 | 00 | 0013970 | |
| 08 | 0080 | 240 | 8003 | 04 | 10200081 | 00 | 0085090 | |
| 08 | 0080 | 240 | 8005 | 01 | 30502006 | 00 | 0014929 | 0011.483 |
| 08 | 0080 | 240 | 8006 | 01 | 30102086 | 00 | 0000042 | 0000.002 |
| 08 | 0080 | 240 | 8007 | 01 | 30199999 | 00 | 0000029 | 0000.007 |
| 08 | 0120 | 240 | 8001 | 01 | 20100101 | 00 | 0000536 | 0001.858 |
| 08 | 0120 | 240 | 8002 | 01 | 30500202 | 00 | 0060000 | 0028.850 |
| 18 | 0040 | 224 | 0002 | 01 | 10200402 | 00 | 0000000 | 0000.140 |
| 18 | 0040 | 224 | 0005 | 01 | 10300402 | 00 | 0000241 | 0000.115 |
| 18 | 0040 | 224 | 0005 | 02 | 10300402 | 00 | 0000314 | 0000.115 |
| 18 | 0040 | 224 | 0005 | 03 | 10300402 | 00 | 0000231 | 0000.115 |
| 18 | 0040 | 224 | 0005 | 04 | 10300402 | 00 | 0000031 | |
| 18 | 0040 | 224 | 0005 | 05 | 10300503 | 00 | 0000169 | 0000.160 |
| 18 | 0040 | 224 | 0005 | 06 | 40300107 | 00 | 0000240 | |
| 18 | 0040 | 224 | 0005 | 07 | 40300105 | 00 | 0000050 | |
| 18 | 0060 | 224 | 0001 | 01 | 30500201 | 00 | 0000140 | 0000.150 |
| 18 | 0060 | 224 | 0002 | 01 | 10200503 | 00 | 0000077 | 0000.042 |

Figure PST24-2 - continued. Sample Output

(Page 6 of 7)

REPORT ONE: PLANTS, REPORT TWO: POINTS, REPORT THREE: SCC'S

| STTE | CNTY | AQCR | PLNT | S2ID | SCC | SSQN | FU-P-RT | MAX-D-RT |
|---|---|---|---|---|---|---|---|---|
| 18 | 0060 | 224 | 0003 | 01 | 10300209 | 00 | 0003794 | 0002.080 |
| 18 | 0060 | 224 | 0003 | 02 | 10300209 | 00 | 0001676 | 0002.080 |
| 18 | 0060 | 224 | 0003 | 03 | 10300209 | 00 | 0006982 | |
| 18 | 0060 | 224 | 0003 | 04 | 10300402 | 00 | 0000218 | 0000.002 |
| 34 | 0040 | 203 | 0001 | 01 | 10200402 | 00 | 0000050 | 0000.047 |
| 34 | 0040 | 203 | 0001 | 02 | 10200402 | 00 | 0000050 | 0000.047 |
| 34 | 0040 | 203 | 0001 | 03 | 10200402 | 00 | 0000050 | 0000.047 |
| 34 | 0040 | 203 | 0001 | 04 | 10200402 | 00 | 0000050 | 0000.020 |
| 34 | 0040 | 203 | 0002 | 01 | 10200503 | 00 | 0000008 | 0000.005 |
| 34 | 0040 | 203 | 0002 | 02 | 10200503 | 00 | 0000008 | 0000.005 |
| 34 | 0040 | 203 | 0003 | 01 | 10200402 | 00 | 0000080 | 0000.018 |
| 34 | 0040 | 203 | 0004 | 01 | 10200503 | 00 | 0000010 | 0000.007 |
| 34 | 0040 | 203 | 0005 | 01 | 10200204 | 00 | 0003867 | 0000.010 |
| 34 | 0040 | 203 | 0005 | 02 | 10200602 | 00 | 0000149 | 0000.402 |
| 34 | 0040 | 203 | 0005 | 03 | 10200602 | 00 | 0000062 | 0000.160 |
| 34 | 0040 | 203 | 0006 | 01 | 10200503 | 00 | 0000018 | 0000.004 |
| 34 | 0040 | 203 | 0006 | 02 | 10200603 | 00 | 0000015 | 0000.002 |
| 34 | 0040 | 203 | 0006 | 03 | 10200603 | 00 | 0000012 | 0000.001 |
| 34 | 0040 | 203 | 0007 | 01 | 10200603 | 00 | 0000002 | 0000.003 |
| 34 | 0040 | 203 | 0008 | 01 | 10200503 | 00 | 0000003 | 0000.005 |

TOTAL NUMBER OF QUICK LOOK LINES EQUALS 69

Figure PST24-2 - continued. Sample Output (Page 7 of 7)

## EIS/PS Test 25 - Ad Hoc

### Produce a Quick Look Turnaround Document

In this test run, a quick look turnaround document is produced using the cataloged procedure EPRPM70 which executes PRTQLED (EP0260), the quick look edit program; PRTQLEX (EP0270), the quick look extract program; and PRPTURN (EP0290), the quick look turnaround document program.

The selection criteria for this test run specifies that all point records associated with state code 34 are to be selected from the master file input to PRTQLEX (EP0270). The 20 card specifies that a turnaround document is desired. The turnaround document will contain EIS/PS master file transactions that are generated from the records which pass the selection criteria. Since the selection criteria specifies only point records, the turnaround document will contain only transaction types 11, 12, 13, and 14. The transactions will be listed in a special format for coding purposes. See EIS/PS Test 23 for a discussion of the quick look package.

The run stream for this test run contains the JCL needed to produce a quick look turnaround document. This run stream is shown in Figure PST25-1.

A substitutable parameter is used to supply EPMSTR6 as the name of the master file input to PRTQLEX (EP0270). The DD (data definition) information for the quick look control cards is also supplied. Sample output produced by this run stream is shown in Figure PST25-2.

```
//PSTEST25 JOB     (ACCOUNTING INFO)
//*
//*   PRODUCE A TURNAROUND DOCUMENT FOR SELECTED POINTS
//*
//TEST25A EXEC EPRPM70,
//        MSTRFIL=FPMSTR6,
//        ANSRFIL=FPANSRC
//*
//*   SELECT ALL POINTS IN NORTH CAROLINA FOR INCLUSION
//*   IN THE TURNAROUND DOCUMENT
//*
//EDIT.INPUT DD *
$$SELECT   TURNAROUND DOCUMENT FOR ALL POINTS IN STATE 34
10   1S1T F 34
20 TA
$$END
```

Figure PST25-1. Run Stream

```
EIS/PS QUICK LOOK EDIT PROGRAM  -  DIAGNOSTIC REPORT                                PAGE   1

PROGRAM NAME: PRTQLED (EP0260)
REVISION LEVEL: 1-00
LAST UPDATE #: P-1
DATE INCORPORATED: FEBRUARY 1, 1980

TITLE    TURNAROUND DOCUMENT FOR ALL POINTS IN STATE 34

SELECTION CRITERIA

10   1STT F 34

REPORT FORMATS

20 TA

REPORT SEQUENCE

     DEFAULT REPORT SEQUENCE, SAME AS MASTER FILE ORDER
```

Figure PST25-2. Sample Output (Page 1 of 4)

```
EIS/PS QUICK LOOK EXTRACT PROGRAM  -  DIAGNOSTIC REPORT                             PAGE   1

PROGRAM NAME: PRTQLEX (EP0270)
REVISION LEVEL: 1-00
LAST UPDATE #: P-1
DATE INCORPORATED: FEBRUARY 1, 1980

NUMBER OF EIS/PS MASTER FILE RECORDS READ:            169
NUMBER OF QUICK LOOK REPORT RECORDS WRITTEN:            0
NUMBER OF TURNAROUND DOCUMENT RECORDS WRITTEN:         17
NUMBER OF ANSWER FILE RECORDS WRITTEN:                  0
```

```
.....................................................................................................................
                                        EIS/PS QUICK LOOK TURNAROUND DOCUMENT                                  PAGE    1
.....................................................................................................................
  TURNAROUND DOCUMENT FOR ALL POINTS IN STATE 34
.....................................................................................................................

ST CNTY AQCR PLANT YR DAY
00 0000  000  1111 11 111
12 3456  789  0123 45 678

34 0040  203  0001 76 000
                   .. ...


ID UID  SIC IPP HORIZ  VERT  LATITUDE LONGITUDE DF MM JA SN HR D WK CAPAC HEAT    SEG CD ACT
12 222 2222  22 333 3 3333 3 34 44 44 444 44 55 55 55 55 55 66 6 66 66666 77 7     7  7   8
90 123 4567  89 012 3 4567 8 90 12 34 567 89 01 23 45 67 89 01 2 34 56789 01 2     8  9   0

01      2281  00 252.0 3778.0                    30 20 20 30 24 5 50 00048 20.0     1  1
.. ... ....  .. ... . .... . .. .. .. ... .. .. .. .. .. .. .. .. . .. ..... .. .     1  1   .


ID HGHT DIAM TEMP FL RATE VELOC PLUME PT/STK COMP SY SM UY UM UD E REG1 REG2 REG3 SEG CD ACT
12 2222 22 2 2233 3333333 34444  4444   4455    5 55 55 55 56 66 6 6666 6677 7777   7  7   8
90 1234 56 7 8901 2345678 90123  4567   8901    2 34 56 78 90 12 3 4567 8901 2345   8  9   0

01 0100 04.0 0345 0030159        0000           1        73 01 20                   1  2
.. .... .. . .... ....... .....  ....   ....    . .. .. .. .. .. . .... .... ....   1  2   .


ID POLUT CNTEQCST PCE SCE EFIC EMISEST MEAFMIS ALUEMIS UNIT EM TM                  SEG CD ACT
12 22222 22223 33 333 333 34 4 4444444 4555555 5555666    6  6  6                   7  7   8
90 12345 67890 12 345 678 90 1 2345678 9012345 6789012    3  4  5                   8  9   0

01 42401       .   000 000 00.0 0000006         9999999       3                     1  3
.. ..... ..... .. ... ... .. . ....... ....... .......    .  .  .                     1  3   .
01 42602       .   000 000 00.0 0000002         0000130       3                     1  3
.. ..... ..... .. ... ... .. . ....... ....... .......    .  .  .                     1  3   .
01 11101       .   000 000 00.0 0000003         0000022       3                     1  3
.. ..... ..... .. ... ... .. . ....... ....... .......    .  .  .                     1  3   .
01 42101       .   000 000 00.0 0000000         9999999       3                     1  3
.. ..... ..... .. ... ... .. . ....... ....... .......    .  .  .                     1  3   .
01 43101       .   000 000 00.0 0000000         9999999       3                     1  3
.. ..... ..... .. ... ... .. . ....... ....... .......    .  .  .                     1  3   .


ID            POINT SEGMENT COMMENT                                                SEG CD ACT
12 22222222233333333344444444445555555555666666666777                                7  7   8
90 12345678901234567890123456789012345678901234567890 12                              8  9   0

01                                                                                   1  4
.. ...................................................                              1  4   .
```

Figure PST25-2 - continued. Sample Output (Page 2 of 4)

```
.....................................................................................................................
                                    EIS/PS QUICK LOOK TURNAROUND DOCUMENT                                    PAGE    7
.....................................................................................................................
  TURNAROUND DOCUMENT FOR ALL POINTS IN STATE 34
.....................................................................................................................

ST CNTY AUCK PLANT YR DAY
00 0000  000  1111 11 111
12 3456  789  0123 45 678

34 0040  203  0003 72 000
                   .. ...


ID UID  SIC IPP HORIZ  VERT  LATITUDE LONGITUDE DF MM JA SN HR D WK CAPAC HEAT     SEG CD ACT
12 222 2222  22 333 3 3333 3 34 44 44 444 44 55 55 55 55 55 66 6 66 66666 77 7      7  7   8
90 123 4567  89 012 3 4567 8 90 12 34 567 89 01 23 45 67 89 01 2 34 56789 01 2      8  9   0

01      2299  00     .      .                    25 25 25 25 24 5 50 00018 30.0      1  1
.. ... ....  .. ... . .... . .. .. .. ... .. .. .. .. .. .. .. .. . .. ..... .. .      1  1   .


ID HGHT DIAM TEMP FL RATE VELOC PLUME PT/STK COMP SY SM UY UM UD E REG1 REG2 REG3 SEG CD ACT
12 2222 22 2 2233 3333333 34444  4444   4455    5 55 55 55 56 66 6 6666 6677 7777   7  7   8
90 1234 56 7 8901 2345678 90123  4567   8901    2 34 56 78 90 12 3 4567 8901 2345   8  9   0

01 0030 02.0 0500                0000           2 80 04                            1  2
.. .... .. . .... ....... .....  ....   ....    . .. .. .. .. .. . .... .... ....   1  2   .


ID POLUT CNTEMCST PCE SCE EFIC EMISEST MEAEMIS ALOEMIS UNIT EM TM                  SEG CD ACT
12 22222 22223 33 333 333 34 4 4444444 4555555 5555666    6  6  6                   7  7   8
90 12345 67890 12 345 678 90 1 2345678 9012345 6789012    3  4  5                   8  9   0

01 42602      .   000 000 00.0 0000002          0000118       3                     1  3
.. ..... ..... .. ... ... .. . ....... ....... .......    .  .  .                     1  3   .
01 11101      .   000 000 00.0 0000001          0000031       3                     1  3
.. ..... ..... .. ... ... .. . ....... ....... .......    .  .  .                     1  3   .
01 42401      .   000 000 00.0 0000010          9999999       3                     1  3
.. ..... ..... .. ... ... .. . ....... ....... .......    .  .  .                     1  3   .
01 42101      .   000 000 00.0 0000001          9999999       3                     1  3
.. ..... ..... .. ... ... .. . ....... ....... .......    .  .  .                     1  3   .
01 43101      .   000 000 00.0 0000000          9999999       3                     1  3
.. ..... ..... .. ... ... .. . ....... ....... .......    .  .  .                     1  3   .
01 42701      .              .  0004240 0006992 0023004       1  0                  1  3
.. ..... ..... .. ... ... .. . ....... ....... .......    .  .  .                     1  3   .
01 52501      .              .  0004212 0006913 0023007       1  0                  1  3
.. ..... ..... .. ... ... .. . ....... ....... .......    .  .  .                     1  3   .
01 24201      .              .  0004245 0006992 0023007       1  0                  1  3
.. ..... ..... .. ... ... .. . ....... ....... .......    .  .  .                     1  3   .
01 42303      .              .  0004240 0006990 0020000       1  0                  1  3
.. ..... ..... .. ... ... .. . ....... ....... .......    .  .  .                     1  3   .
01 42404      .              .  0004240 0006992 0023004       1  0                  1  3
.. ..... ..... .. ... ... .. . ....... ....... .......    .  .  .                     1  3   .
01 26202      .              .  0004245 0006992 0023007       1  0                  1  3
.. ..... ..... .. ... ... .. . ....... ....... .......    .  .  .                     1  3   .
```

Figure PST25-2 - continued. Sample Output
(Page 3 of 4)

```
.....................................................................................................................
                                    EIS/PS QUICK LOOK TURNAROUND DOCUMENT                                    PAGE    8
.....................................................................................................................
  TURNAROUND DOCUMENT FOR ALL POINTS IN STATE 34
.....................................................................................................................

ST CNTY AQCR PLANT YR DAY
00 0000  000  1111 11 111
12 3456  789  0123 45 678

34 0040  203  0003 72 000
                   .. ...


ID POLUT CNTEQCST PCE SCE EFIC EMISEST MEAEMIS ALUEMIS UNIT EM TM                  SEG CD ACT
12 22222 22223 33 333 333 34 4 4444444 4555555 5555666    6  6  6                   7  7   8
90 12345 67890 12 345 678 90 1 2345678 9012345 6789012    3  4  5                   8  9   0

01 42201      .              .  0004240 0006990 0020000       1  0                   1  3
.. ..... ..... .. ... ... .. . ....... ....... .......    .  .  .                   1  3   .
01 34301      .              .  0004245 0006992 0023007       1  0                   1  3
.. ..... ..... .. ... ... .. . ....... ....... .......    .  .  .                   1  3   .
01 12101      .              .  0004212 0006913 0023007       1  0                   1  3
.. ..... ..... .. ... ... .. . ....... ....... .......    .  .  .                   1  3   .
01 22202      .              .                                                       1  3
.. ..... ..... .. ... ... .. . ....... ....... .......    .  .  .                   1  3   .
01 33303      .              .                                                       1  3
.. ..... ..... .. ... ... .. . ....... ....... .......    .  .  .                   1  3   .


ID            POINT SEGMENT COMMENT                                                SEG CD ACT
12 22222222233333333344444444445555555555666666666777                               7  7   8
90 12345678901234567890123456789012345678901234567890 12                            8  9   0

01                                                                                  1  4
.. ..................................................                              1  4   .
```

Figure PST25-2 - continued. Sample Output

(Page 4 of 4)

## EIS/PS Test 26 - Ad Hoc

### Produce a Quick Look Answer File and List the File in a Formatted Dump

In this test run, a quick look answer file is produced using the cataloged procedure EPRTM40 which executes PRTQLED (EP0260), the quick look edit program, and PRTQLEX (EP0270), the quick look extract program. The answer file is then listed using the cataloged procedure EPRPM30 which executes PRPDUMP (EP0220), the master file formatted dump program.

There are only two types of quick look control cards necessary for producing an answer file; one or more 10 cards and a 20 card. The answer file produced by the quick look package is retained and cataloged in the system catalog when using the cataloged procedure EPRTM40. The answer file output from PRTQLEX (EP0270) is input to PRPDUMP (EP0220). See EIS/PS Test 23 for a discussion of the quick look package and EIS/PS Test 5 for a discussion of PRPDUMP (EP0220).

The run stream for this test run contains the JCL needed to produce and list a quick look answer file. This run stream is shown in Figure PST26-1.

Substitutable parameters are used when executing EPRTM40 to supply the names of the master file input and the answer file output for PRTQLEX (EP0270). The names of these files are EPMSTR6 and EPANSRD, respectively. A substitutable parameter is also used to supply EPANSRD as the name of the master file input to PRPDUMP (EP0220). The DD (data definition) information for the quick look control cards is also supplied. Sample output produced by this run stream is shown in Figure PST26-2.

The user should note that although the selection criteria (10 cards) of the quick look control cards specify only point and SCC segment data elements, the answer file will contain the plant record to which a selected point record is subordinate and it will contain the plant and point records to which a selected SCC record is subordinate. The reason for this is to maintain the master file format within the answer file so that the answer file can be used as input to any program which accepts the master file.

```
//PSTEST26 JOB     (ACCOUNTING INFO)
//*
//*   RETRIEVE A QUICK LOOK ANSWER FILE AND THEN DUMP ITS CONTENTS
//*
//TEST26A EXEC EPRTM40,
//        MSTRFIL=FPMSTR6,
//        ANSRFIL=FPANSRD
//*
//*   RETRIEVE THOSE RECORDS WHICH HAVE A BOILER DESIGN
//*   CAPACITY VALUE OR ELSE HAVE A MAXIMUM DESIGN RATE
//*   VALUE GIVEN IN CONJUNCTION WITH A FUEL PROCESS
//*   RATE OF GREATER THAN 2000 UNITS
//*
//EDIT.INPUT DD *
$$SELECT   PRODUCE AN ANSWER FILE USING POINT AND SCC CRITERIA
10   BOIL P                    OR
10   EPRT G 0002000            AND
10   MDRT P
20 AF
$$END
//TEST26B EXEC EPRPM30,
//        MSTRFIL=FPANSRD
//*
//*   GENERATE A FORMATTED DUMP OF THE ANSWER FILE PRODUCED
//*   IN STEP A
//*
```

Figure PST26-1. Run Stream

```
.....................................................................................................
                                EIS/PS QUICK LOOK EDIT PROGRAM  -  DIAGNOSTIC REPORT                PAGE   1
.....................................................................................................
PROGRAM NAME: PRTQLED (EPU260)
REVISION LEVEL: 1-00
LAST UPDATE #: P-1
DATE INCORPORATED: FEBRUARY 1, 1980
.....................................................................................................
TITLE    PRODUCE AN ANSWER FILE USING POINT AND SCC CRITERIA
.....................................................................................................

SELECTION CRITERIA

10   BOIL P                  OR
10   EPRT G 0002000          AND
10   MDRT P

REPORT FORMATS

20 AF

REPORT SEQUENCE

     DEFAULT REPORT SEQUENCE, SAME AS MASTER FILE ORDER
```

Figure PST26-2. Sample Output

(Page 1 of 6)

```
PROGRAM NAME: PRTQLEX (EP0270)
REVISION LEVEL: 1-00
LAST UPDATE #: P-1
DATE INCORPORATED: FEBRUARY 1, 1980

NUMBER OF EIS/PS MASTER FILE RECORDS READ:          169
NUMBER OF QUICK LOOK REPORT RECORDS WRITTEN:          0
NUMBER OF TURNAROUND DOCUMENT RECORDS WRITTEN:        0
NUMBER OF ANSWER FILE RECORDS WRITTEN:               95
```

Figure PST26-2 - continued. Sample Output (Page 2 of 6)

```
PROGRAM NAME: PRPDUMP (EP0220)
REVISION LEVEL: 1-00
LAST UPDATE #: P-1
DATE INCORPORATED: FEBRUARY 1, 1980


PLANT (SEGMENT 0) RECORD COUNT:                                    27
POINT SOURCE (SEGMENT 1) RECORD COUNT:                             39
POINT SOURCE POLLUTANT COUNT:                                     184
MACHINE PROCESS (SEGMENT 2) RECORD COUNT:                          29
MACHINE PROCESS POLLUTANT COUNT:                                  120
PERMITS & REGISTRATION (SEGMENT 3) RECORD COUNT:                    0

AVERAGE NUMBER OF POINT SOURCES PER PLANT:                        1.4
AVERAGE NUMBER OF POLLUTANTS PER POINT SOURCE:                    4.7
AVERAGE NUMBER OF MACHINE PROCESSES PER POINT SOURCE:             0.7
AVERAGE NUMBER OF POLLUTANTS PER MACHINE PROCESS:                 4.1
AVERAGE NUMBER OF PERMITS & REGISTRATION SEGMENTS PER POINT SOURCE: 0.0

TOTAL NUMBER OF RECORDS READ:                                      95
NUMBER OF ERRORS DETECTED:                                          0
NUMBER OF PAGES IN REPORT:                                         18
```

Figure PST26-2 - continued. Sample Output (Page 3 of 6)

```
-----------------------------------------------------------------------------------------------------------------------------
PLANT #     1                                                                                KEY=0619600530000000100000000000000000000292
ST/CD=06 CY/CD=1960 AQCR/#=053 PL/ID=0001 DT=80065 USR/CNTL/RG=123 LCL/CNTL=04 USR/PL/ID=PL-3175      CITY=0012 UTM/ZN=12 UWRSHP=P
CNTCT=FRANKE SMYTHE   PHN=5919544376 NM/ADDR=SMYTHE ENGINE COMPANY INC.                    PRD=9ENGINES   EMP=0025 AREA=000035
MLG/ADDR=RED OAKE, COLORADO                                    P1/FL=S P7/CMTS=PLANT WILL START PRODUCTION 05/01/80
P7/FL=S EIS FLAGS:  1=S 2=S 3=S 4=S
-----------------------------------------------------------------------------------------------------------------------------
   POINT SOURCE  01                                                                           KEY=0619600530000000100011000000000000000399
    SEG/DT=80001 USR/PT/ID=011 STC/CD=1141 IPP/CD=21 UTM/HORZ=2454 UTM/VERT=09555 LAT=712121 LNG=0515152 THRPT=02030301
    NRML/OPER=10547 BOLR/CAPC=00137 SPC/HT=097 STCK/HGHT=0090 STCK/DIAM=010 STCK/TMP=0100 FLW/RT=0000123 VLOCTY=00150 PLM/HGHT=0900
    PTS/CM/STK=     COMPLCE/STAT=2 COMPLCE/SCH=8110 COMPLCE/UPD=791215 ECAP=1 CNTRL/REGUL=  44  15  17 P2-P5/FLGS=SSSS PWCS/FL=
    P7/CMTS=POLL 43101 ADDED 03/21/80                                P7/FL=S EIS FLAGS:  11=S 12=S 14=S #/POLL=03
    **  POLL/ID  EQP/CST  PRT/EQP  SEC/EQP  CNTL/EF  EMIS/FST  EMIS/MEAS  ALLOW/EMTS  UNCNTL/EMIS  EM/UTS EST/MT TS/MT EIS/FL/13  **
    **   42101   0000100    022      041      985    0000100    0000200    0000300                    4      3      3      S      **
    **   11101   0000100    022      041      985    0000100    0000200    0000300                    4      3      3      S      **
    **   43101   0102250    022      041      907    0001050    0002100    0003000                    4      3      3      S      **
-----------------------------------------------------------------------------------------------------------------------------
        SCC   40300101    SEQ NBR  00                                                         KEY=0619600530000000100012403001010000000294
         SEG/DT=80001 BEC=12301 FUEL/UTS=2 FUEL/PRC=0003000 MAX/DESGN=0004000 SUL/CT=578 ASH/CT=023 HEAT/CT=00150 CNFD/DT=1 SC/CD=B
         SC/DSC=ENGINE                     E/F/SC=B P6/FL=S P7/CMTS=SCC LEFT COMMENT P7       SCC RIGHT P7 COMMENT        P7/FL=S
         EIS/FLAGS:  21=S 22=S 24=S 25=S                                                                                  #/F/F=04
         ** POLL/ID  EMIS/FCTR A/S/CD E/F/UTS APPRT/EMIS EIS/FL/23          POLL/ID  EMIS/FCTR A/S/CD E/F/UTS APPRT/EMIS EIS/FL/23 **
         **  42602   000000000          2                    S                 42101   000000000          1      0000000      S     **
         **  22104   000000230          2                    S                 11101   000000000          1      0000000      S     **
-----------------------------------------------------------------------------------------------------------------------------
        SCC   40300102    SEQ NBR  02                                                         KEY=0619600530000000100012403001020200000270
         SEG/DT=80065 BEC=12301 FUEL/UTS=2 FUEL/PRC=0003000 MAX/DESGN=0004000 SUL/CT=023 ASH/CT=012 HEAT/CT=00150 CNFD/DT=1 SC/CD=B
         SC/DSC=ENGINE EXHAUST FUMES       E/F/SC=B P6/FL=S P7/CMTS=POLLUTANT 22104 DELETED ON 03/21/80                   P7/FL=S
         EIS/FLAGS:  21=S 22=S 24=S 25=S                                                                                  #/F/F=03
         ** POLL/ID  EMIS/FCTR A/S/CD E/F/UTS APPRT/EMIS EIS/FL/23          POLL/ID  EMIS/FCTR A/S/CD E/F/UTS APPRT/EMIS EIS/FL/23 **
         **  11101   000000050   A      1      0000000      S                 42602   000000000          2                   S     **
         **  42101   000000080   S      1      0000000      S                                                                   **
-----------------------------------------------------------------------------------------------------------------------------
   POINT SOURCE  10                                                                           KEY=0619600530000000101271000000000000000346
    SEG/DT=80113 USR/PT/ID=011 STC/CD=1141 IPP/CD=21 UTM/HORZ=2454 UTM/VERT=09555 LAT=712121 LNG=0515152 THRPT=02030301
    NRML/OPER=10547 BOLR/CAPC=00137 SPC/HT=097 STCK/HGHT=0090 STCK/DIAM=010 STCK/TMP=0100 FLW/RT=0000123 VLOCTY=00151 PLM/HGHT=0900
    PTS/CM/STK=     COMPLCE/STAT=2 COMPLCE/SCH=8110 COMPLCE/UPD=791215 ECAP=1 CNTRL/REGUL=  44  15  17 P2-P5/FLGS=SSSS PWCS/FL=
    P7/CMTS=POINT ADDED 12/14/79                                     P7/FL=S EIS FLAGS:  11=S 12=S 14=S #/POLL=02
    **  POLL/ID  EQP/CST  PRT/EQP  SEC/EQP  CNTL/EF  EMIS/FST  EMIS/MEAS  ALLOW/EMTS  UNCNTL/EMIS  EM/UTS EST/MT TS/MT EIS/FL/13  **
    **   42101   0000100    022      041      985    0000100    0000200    0000300                    4      3      3      S      **
    **   11101   0000100    022      041      985    0000100    0000200    0000300                    4      3      3      S      **
-----------------------------------------------------------------------------------------------------------------------------
        SCC   40300101    SEQ NBR  00                                                         KEY=0619600530000000101272403001010000000294
         SEG/DT=80113 BEC=12301 FUEL/UTS=2 FUEL/PRC=0003000 MAX/DESGN=0004000 SUL/CT=578 ASH/CT=023 HEAT/CT=00150 CNFD/DT=1 SC/CD=B
         SC/DSC=ENGINE                     E/F/SC=B P6/FL=S P7/CMTS=SCC LEFT COMMENT P7       SCC RIGHT P7 COMMENT        P7/FL=S
         EIS/FLAGS:  21=S 22=S 24=S 25=S                                                                                  #/F/F=04
         ** POLL/ID  EMIS/FCTR A/S/CD E/F/UTS APPRT/EMIS EIS/FL/23          POLL/ID  EMIS/FCTR A/S/CD E/F/UTS APPRT/EMIS EIS/FL/23 **
         **  11101   000000000          1      0000000      S                 22104   000000230          2                   S     **
         **  42602   000000000          2                   S                 42101   000000000          1      0000000      S     **
```

Figure PST26-2 - continued. Sample Output (Page 4 of 6)

```
-----------------------------------------------------------------------------------------------------------------------------
POINT SOURCE  01                                                                    KEY=3400402030000000600011000000000000000505
 SEG/DT=72000 USR/PT/ID=     STC/CD=      IPP/CD=    UTM/HORZ=3700 UTM/VERT=37820 LAT=        LNG=         THRPT=25252525
 NRML/OPER=24748 BOLR/CAPC=00004 SPC/HT=000 STCK/HGHT=0046 STCK/DIAM=012 STCK/TMP=0250 FLW/RT=        VLOCTY=       PLM/HGHT=0000
 PTS/CM/STK=      COMPLCE/STAT=  COMPLCE/SCH=      COMPLCE/UPD=        ECAP=  CNTRL/REGLL=              P2-P5/FLGS=SSSS PWCS/FL=
 P7/CMTS=                                                        P7/FL=S ETS FLAGS:  11=S 12=S 14=S #/POLL=05
 **  POLL/ID  EQP/CST  PRT/EQP  SEC/EQP  CNTL/EF  EMIS/EST  EMIS/MEAS  ALLOW/EMIS  UNCNTL/EMIS  EM/UTS EST/MT TS/MT ETS/FL/13  **
 **   43101              000       000       000    0000000                                                0              S      **
 **   11101              000       000       000    0000000                                                3              S      **
 **   42101              000       000       000    0000000                                                0              S      **
 **   42602              000       000       000    0000000                                                3              S      **
 **   42401              000       000       000    0000000                                                0              S      **
-----------------------------------------------------------------------------------------------------------------------------
POINT SOURCE  02                                                                    KEY=3400402030000000600021000000000000000505
 SEG/DT=72000 USR/PT/ID=     STC/CD=      IPP/CD=    UTM/HORZ=3700 UTM/VERT=37820 LAT=        LNG=         THRPT=25252525
 NRML/OPER=24748 BOLR/CAPC=00002 SPC/HT=000 STCK/HGHT=0046 STCK/DIAM=012 STCK/TMP=0250 FLW/RT=        VLOCTY=       PLM/HGHT=0000
 PTS/CM/STK=      COMPLCE/STAT=4 COMPLCE/SCH=      COMPLCE/UPD=        ECAP=  CNTRL/REGLL=              P2-P5/FLGS=SSSS PWCS/FL=
 P7/CMTS=                                                        P7/FL=S ETS FLAGS:  11=S 12=S 14=S #/POLL=05
 **  POLL/ID  EQP/CST  PRT/EQP  SEC/EQP  CNTL/EF  EMIS/EST  EMIS/MEAS  ALLOW/EMIS  UNCNTL/EMIS  EM/UTS EST/MT TS/MT ETS/FL/13  **
 **   42602              000       000       000    0000001              0000017      0000001          3              S      **
 **   11101              000       000       000    0000000              0000004                       3              S      **
 **   42101              000       000       000    0000000              9999999                       0              S      **
 **   43101              000       000       000    0000000              9999999                       0              S      **
 **   42401              000       000       000    0000000              9999999                       0              S      **
-----------------------------------------------------------------------------------------------------------------------------
POINT SOURCE  03                                                                    KEY=3400402030000000600031000000000000000505
 SEG/DT=72000 USR/PT/ID=     STC/CD=      IPP/CD=    UTM/HORZ=3700 UTM/VERT=37820 LAT=        LNG=         THRPT=25252525
 NRML/OPER=24748 BOLR/CAPC=00001 SPC/HT=000 STCK/HGHT=0046 STCK/DIAM=012 STCK/TMP=0250 FLW/RT=        VLOCTY=       PLM/HGHT=0000
 PTS/CM/STK=      COMPLCE/STAT=2 COMPLCE/SCH=8101 COMPLCE/UPD=        ECAP=  CNTRL/REGLL=              P2-P5/FLGS=SSSS PWCS/FL=
 P7/CMTS=                                                        P7/FL=S ETS FLAGS:  11=S 12=S 14=S #/POLL=05
 **  POLL/ID  EQP/CST  PRT/EQP  SEC/EQP  CNTL/EF  EMIS/EST  EMIS/MEAS  ALLOW/EMIS  UNCNTL/EMIS  EM/UTS EST/MT TS/MT ETS/FL/13  **
 **   43101              000       000       000    0000000              9999999                       0              S      **
 **   42101              000       000       000    0000000              9999999                       0              S      **
 **   11101              000       000       000    0000000              0000004                       3              S      **
 **   42602              000       000       000    0000001              0000014      0000001          3              S      **
 **   42401              000       000       000    0000000              9999999                       0              S      **
-----------------------------------------------------------------------------------------------------------------------------
PLANT #    25                                                                       KEY=3400402030000000700000000000000000000292
ST/CD=34 CY/CD=0040 AQCR/#=203 PL/ID=0007 DT=M0000 USR/CNTL/RG=    LCL/CNTL=   USR/PL/ID=              CTY=     UTM/ZN=17 UMRSHF=
CNTCT=HOWELL          PHN=          NM/ADDR=HUGGINS GARMENT CO EUGENE IND DONALDS            PRD=            EMP=     AREA=
MLG/ADDR=                                                P1/FL=S P7/CMTS=
P7/FL=S EIS FLAGS:  1=S 2=S 3=S 4=S
```

Figure PST26-2 - continued. Sample Output (page 5 of 6)

```
-----------------------------------------------------------------------------------------------------------------------------
   POINT SOURCE  01                                                                  KEY=3400402030000000700011000000000000000505
    SEG/DT=72000 USR/PT/ID=     SIC/CD=2321 IPP/CD=00 UTM/HORZ=3640 UTM/VERT=38060 LAT=        LNG=         THRPT=25252525
    NRML/OPER=08550 BOLR/CAPC=00003 SPC/HT=000 STCK/HGHT=0032 STCK/DIAM=015 STCK/TMP=     FLW/RT=         VLOCTY=       PLM/HGHT=0000
    PTS/CM/STK=     COMPLCE/STAT=3 COMPLCE/SCH=8001 COMPLCE/UPD=       ECAP=  CNTRL/REGLL=              P2-P5/FLGS=SSSS PWCS/FL=
    P7/CMTS=                                                    P7/FL=S ETS FLAGS:  11=S 12=S 14=S #/POLL=05
    **  POLL/ID  EQP/CST  PRT/EQP  SEC/EQP  CNTL/EF  EMIS/FST  EMIS/MEAS  ALLOW/EMIS  UNCNTL/EMIS  EM/UTS EST/MT IS/MT ETS/FL/13  **
    **   42401              000       000       000     0000000                9999999                            0              S      **
    **   42101              000       000       000     0000000                9999999                            0              S      **
    **   43101              000       000       000     0000000                9999999                            0              S      **
    **   11101              000       000       000     0000000                0000001                            3              S      **
    **   42602              000       000       000     0000000                0000002                            3              S      **
-----------------------------------------------------------------------------------------------------------------------------
PLANT #    26                                                                       KEY=3400402030000000800000000000000000000292
ST/CD=34 CY/CD=0040 AQCR/#=203 PL/ID=0008 DT=80000 USR/CNTL/RG=    LCL/CNTL=   USR/PL/ID=              CTY=      UTM/ZN=17 OWRSHP=
CNTCT=BILLY SMITH     PHN=            NM/ADDR=GENERSBURG MILLS BOX 579 TATEVILLE 29620          PRD=            EMP=      AREA=
MLG/ADDR=                                                   P1/FL=S P7/CMTS=
P7/FL=S EIS FLAGS:  1=S 2=S 3=S 4=S
-----------------------------------------------------------------------------------------------------------------------------
   POINT SOURCE  01                                                                  KEY=3400402030000000800011000000000000000505
    SEG/DT=73000 USR/PT/ID=     SIC/CD=2221 IPP/CD=00 UTM/HORZ=3710 UTM/VERT=37820 LAT=        LNG=         THRPT=25252525
    NRML/OPER=24550 BOLR/CAPC=00005 SPC/HT=000 STCK/HGHT=0025 STCK/DIAM=015 STCK/TMP=0270 FLW/RT=         VLOCTY=       PLM/HGHT=0000
    PTS/CM/STK=     COMPLCE/STAT=4 COMPLCE/SCH=     COMPLCE/UPD=       ECAP=  CNTRL/REGLL=              P2-P5/FLGS=SSSS PWCS/FL=
    P7/CMTS=                                                    P7/FL=S ETS FLAGS:  11=S 12=S 14=S #/POLL=05
    **  POLL/ID  EQP/CST  PRT/EQP  SEC/EQP  CNTL/EF  EMIS/FST  EMIS/MEAS  ALLOW/EMIS  UNCNTL/EMIS  EM/UTS EST/MT IS/MT ETS/FL/13  **
    **   42101              000       000       000     0000000                9999999                            0              S      **
    **   43101              000       000       000     0000000                9999999                            0              S      **
    **   42401              000       000       000     0000000                9999999                            0              S      **
    **   42602              000       000       000     0000001                0000005                            3              S      **
    **   11101              000       000       000     0000000                0000001                            3              S      **
-----------------------------------------------------------------------------------------------------------------------------
PLANT #    27                                                                       KEY=3400800530000000100000000000000000000292
ST/CD=34 CY/CD=0080 AQCR/#=053 PL/ID=0001 DT=72000 USR/CNTL/RG=    LCL/CNTL=   USR/PL/ID=              CTY=      UTM/ZN=17 OWRSHP=
CNTCT=MR  MCKEOWN     PHN=            NM/ADDR=GRCNITEVILLE CO STEVENS STEOM STCTION             PRD=            EMP=      AREA=
MLG/ADDR=                                                   P1/FL=S P7/CMTS=
P7/FL=S EIS FLAGS:  1=S 2=S 3=S 4=S
-----------------------------------------------------------------------------------------------------------------------------
   POINT SOURCE  01                                                                  KEY=3400800530000000100011000000000000000505
    SEG/DT=72000 USR/PT/ID=     SIC/CD=4961 IPP/CD=00 UTM/HORZ=3452 UTM/VERT=37192 LAT=        LNG=         THRPT=
    NRML/OPER=      BOLR/CAPC=00080 SPC/HT=    STCK/HGHT=0100 STCK/DIAM=050 STCK/TMP=0550 FLW/RT=0029460 VLOCTY=      PLM/HGHT=0000
    PTS/CM/STK=     COMPLCE/STAT=  COMPLCE/SCH=     COMPLCE/UPD=       ECAP=  CNTRL/REGLL=              P2-P5/FLGS=SSSS PWCS/FL=
    P7/CMTS=                                                    P7/FL=S ETS FLAGS:  11=S 12=S 14=S #/POLL=05
    **  POLL/ID  EQP/CST  PRT/EQP  SEC/EQP  CNTL/EF  EMIS/FST  EMIS/MEAS  ALLOW/EMIS  UNCNTL/EMIS  EM/UTS EST/MT IS/MT ETS/FL/13  **
    **   42401              000       000       000                                                                  S      **
    **   43101              000       000       000                                                                  S      **
    **   42101              000       000       000                                                                  S      **
    **   11101              000       000       000                                                                  S      **
    **   42602              000       000       000                                                                  S      **

-------------------------------------------------- END OF FILE LISTING --------------------------------------------------
```

Figure PST26-2 - continued. Sample Output (Page 6 of 6)

## EIS/PS Test 27 - Ad Hoc

### Retrieve Data from the Master File and Produce Two Quick Look Reports

In this test run, an answer file is produced using the cataloged procedure EPRTM30 which executes PRTLNGP (EP0140), the retrieval language processor program; the COBOL compiler; the linkage editor; and PRTGENR (EP0150), the generated retrieval program. Two quick look reports are produced from the answer file using the cataloged procedure EPRPM60 which executes PRTQLED (EP0260), the quick edit program; PRTQLEX (EP0270), the quick look extract program; and PRPQUIK (EP0280), the quick look report program.

There are two sets of control cards used in this test run (see Figure PST27-1). One set consists of the EIS/PS retrieval language cards input to PRTLNGP (EP0140). The second set consists of quick look control cards input to PRTQLED (EP0260). The retrieval language cards (see Figure PST27-1) specify that all master file data (except comment records) associated with a plant record that has an ownership code of 'F' or 'S' should be retrieved. Therefore, the answer file will contain the qualifying plant records and all point and SCC records that are subordinate to these plant records. No comment records are retrieved.

The quick look control cards specify that two reports are to be printed. The 10 card is present to fulfill the requirement of having at least one 10 card. The 20 card specifies that the quick look report option has been selected. The 30 card specifies that all qualifying records are to be sorted according to ownership code. Since ownership code is a plant record data element, all point and SCC records associated with a plant record will be sorted according to the ownership code of that plant record. The 40 card contains data element abbreviations from plant and point records, therefore, only plant and point data will appear in the report. Hence, the first report will contain one line of data for each selected point record. The 41 card contains data elements from plant, point, and SCC records, therefore, the report will contain data from all three types of records. However, there will be only one line of data listed for each selected SCC record.

The user should note that the total number of quick look lines is equal to the total number of answer file records minus the number of plant records contained in the answer file.

See EIS/PS Test 10 for a discussion of the retrieval package and EIS/PS Test 23 for a discussion of the quick look package.

The run stream for this test run contains the JCL needed to execute both the retrieval and quick look packages. This run stream is shown in Figure PST27-1.

Substitutable parameters are used when executing EPRTM30 to supply the names of the master file input and the answer file output for PRTGENR (EP0150). The names of these files are EPMSTR6 and EPANSR6, respectively. A substitutable parameter is also used when executing EPRPM60 to supply EPANSR6 as the name of the master file input to PRTQLEX (EP0270). The DD (data definition) information for the retrieval language cards input to PRTLNGP (EP0140) and the quick look control cards input to PRTQLED (EP0260) is also supplied. Sample output produced by this run stream is shown in Figure PST27-2.

```
//PSTEST27 JOB     (ACCOUNTING INFO)
//*
//*   PERFORM A NORMAL RETRIEVAL;  THEN PRODUCE A QUICK LOOK
//*   REPORT FOR THE ANSWER FILE
//*
//TEST27A EXEC EPRTM30,
//       MSTRFIL=EPMSTR6,
//       ANSWRFL=FPANSR6
//*
//COMPILE.INPUT DD *
$$SELECT
OWNER                                  = 'F'                                OR
OWNER                                  = 'S'
$$END
//TEST27B EXEC EPRPM60,
//       MSTRFIL=EPANSR6,
//       ANSRFIL=FPQUIK1
//*
//*  PRODUCE TWO QUICK LOOK REPORTS FOR ALL THE RECORDS
//*  IN THE ANSWER FILE FROM STEP A
//*
//EDIT.INPUT DD *
$$SELECT   REPORTS FOR FEDERAL AND STATE OWNED PLANTS
10   STTE P
20 GL
30 OWNSX
40   STTE  CNTY  PLNT  OWNS  NPID  ECAP  REG1  REG2  REG3
41   STTE  CNTY  PLNT  OWNS  NPID  SCCC  SSQN  FPRT  FUNT  SRCD
$$END
```

Figure PST27-1.  Run Stream

```
                    EIS/PS RETRIEVAL LANGUAGE PROCESSOR  -  DIAGNOSTIC MESSAGES                    PAGE     1

PROGRAM NAME: PRTLNGP (EP0140)
REVISION LEVEL: 1-00
LAST UPDATE #: P-1
DATE INCORPORATED: FEBRUARY 1, 1980


INPUT (CONTROL CARDS)

$$SELECT

OWNER                          = 'F'                          OR

OWNER                          = 'S'

$$END


NUMBER OF CONTROL CARDS READ:        4
NUMBER OF ERRORS DETECTED:           0
```

---

```
                    EIS/PS GENERATED RETRIEVAL PROGRAM  -  DIAGNOSTIC REPORT                       PAGE     1

PROGRAM NAME: PRTGENR (EP0150)
REVISION LEVEL: 1-00
LAST UPDATE #: P-1
DATE INCORPORATED: FEBRUARY 1, 1980


NUMBER OF MASTER FILE RECORDS READ:        169
NUMBER OF ANSWER FILE RECORDS WRITTEN:      33
NUMBER OF ERRORS DETECTED:                   0
```

Figure PST27-2. Sample Output (Page 1 of 5)

```
EIS/PS QUICK LOOK EDIT PROGRAM  -  DIAGNOSTIC REPORT                                  PAGE   1
PROGRAM NAME: PRTQLED (EP0260)
REVISION LEVEL: 1-00
LAST UPDATE #: P-1
DATE INCORPORATED: FEBRUARY 1, 1980
TITLE    REPORTS FOR FEDERAL AND STATE OWNED PLANTS

SELECTION CRITERIA

10   STTE P

REPORT FORMATS

20 QL

REPORT SEQUENCE

30 OANSX
     OWNER                    PAGE BREAK/SUBTOTAL

QUICK LOOK DATA ELEMENTS - REPORT ONE

40   STTE  CNTY  PLNT  OWNS  NPID  ECAP  REG1  REG2  REG3
     STATE
     COUNTY
     PLANT ID
     OWNER
     NEDS POINT ID
     ECAP
     CONTROL REGULATION 1
     CONTROL REGULATION 2
     CONTROL REGULATION 3

QUICK LOOK DATA ELEMENTS - REPORT TWO

41   STTE  CNTY  PLNT  OWNS  NPID  SCCC  SSON  FPNT  FUNT  SRCD
     STATE
     COUNTY
     PLANT ID
     OWNER
     NEDS POINT ID
```

Figure PST27-2 - continued. Sample Output (Page 2 of 5)

```
EIS/PS QUICK LOOK EDIT PROGRAM  -  DIAGNOSTIC REPORT                                PAGE   2
TITLE    REPORTS FOR FEDERAL AND STATE OWNED PLANTS

     SCC CODE
     SCC SEQUENCE NUMBER
     FUEL PROCESS RATE
     FUEL UNITS
     SOURCE DESCRIPTION
```

---

```
EIS/PS QUICK LOOK EXTRACT PROGRAM  -  DIAGNOSTIC REPORT                             PAGE   1

PROGRAM NAME: PRTQLEX (EP02/0)
REVISION LEVEL: 1-00
LAST UPDATE #: P-1
DATE INCORPORATED: FEBRUARY 1, 1980

NUMBER OF EIS/PS MASTER FILE RECORDS READ:              33
NUMBER OF QUICK LOOK REPORT RECORDS WRITTEN:            30
NUMBER OF TURNAROUND DOCUMENT RECORDS WRITTEN:           0
NUMBER OF ANSWER FILE RECORDS WRITTEN:                   0
```

Figure PST27-2 - continued. Sample Output (Page 3 of 5)

```
EMISSIONS INVENTORY SYSTEM / POINT SOURCE SUBSYSTEM                                PAGE   1
REPORTS FOR FEDERAL AND STATE OWNED PLANTS
STTE CNTY PLNT OWNS NPID ECAP REG1 REG2 REG3
18   0040 0005 F     01
18   0040 0005 F     02
18   0040 0005 F     03
18   0040 0005 F     04
18   0040 0005 F     05
18   0040 0005 F     06
18   0040 0005 F     07
NUMBER OF RECORDS IN THIS OWNS IS       7
```

```
EMISSIONS INVENTORY SYSTEM / POINT SOURCE SUBSYSTEM                                PAGE   2
REPORTS FOR FEDERAL AND STATE OWNED PLANTS
STTE CNTY PLNT OWNS NPID ECAP REG1 REG2 REG3
08   0080 8003 S     01   1
08   0080 8003 S     02   1
08   0080 8003 S     03   1
08   0080 8003 S     04   1
18   0060 0003 S     01
18   0060 0003 S     02
18   0060 0003 S     03   1
18   0060 0003 S     04
NUMBER OF RECORDS IN THIS OWNS IS       8

TOTAL NUMBER OF QUICK LOOK LINES EQUALS          15
```

Figure PST27-2 - continued. Sample Output (Page 4 of 5)

```
EMISSIONS INVENTORY SYSTEM / POINT SOURCE SUBSYSTEM                                    PAGE   1
REPORTS FOR FEDERAL AND STATE OWNED PLANTS
STTE CNTY PLNT OWNS NPID SCC        SSQN FU-P-RT FUNT SOURCE-DESCRIPTION
18   0040 0005 F    01   10300402 00   0000241      #6 OIL FIRED BOILER
18   0040 0005 F    02   10300402 00   0000314      NO 6 OIL FIRED BOILE
18   0040 0005 F    03   10300402 00   0000231      NO 6 OIL FIRED BOILE
18   0040 0005 F    04   10300402 00   0000031      NO 2 OIL FIRED BOILE
18   0040 0005 F    05   10300503 00   0000169      NO 2 OIL FIRED BOILE
18   0040 0005 F    06   40300107 00   0000240      NO 2 OIL UNLOADING
18   0040 0005 F    07   40300105 00   0000050      JET FUEL UNLOADING
NUMBER OF RECORDS IN THIS OWNS IS       7
```

```
EMISSIONS INVENTORY SYSTEM / POINT SOURCE SUBSYSTEM                                    PAGE   2
REPORTS FOR FEDERAL AND STATE OWNED PLANTS
STTE CNTY PLNT OWNS NPID SCC        SSQN FU-P-RT FUNT SOURCE-DESCRIPTION
08   0080 8003 S    01   10200082 00   0013970            BAGASSE
08   0080 8003 S    02   10200082 00   0013970      BAGASSE
08   0080 8003 S    03   10200082 00   0013970      BAGASSE
08   0080 8003 S    04   10200081 00   0085090      BAGASSE
18   0060 0003 S    01   10300209 00   0003794      COAL FIRED BOILER
18   0060 0003 S    02   10300209 00   0001676      COAL FIRED BOILER
18   0060 0003 S    03   10300209 00   0006982       COAL FIRED BOILER
18   0060 0003 S    04   10300402 00   0000215      NAT GAS FIRED BOILER
NUMBER OF RECORDS IN THIS OWNS IS       8

TOTAL NUMBER OF QUICK LOOK LINES EQUALS        15
```

Figure PST27-2 - continued. Sample Output (Page 5 of 5)

## EIS/PS Test 28 - Ad Hoc

### Execute an EIS/PS Language Retrieval and Produce a Formatted Dump of the Answer File

In this test run, an answer file is produced using the cataloged procedure EPRTM30 which executes PRTLNGP (EP0140), the retrieval language processor program; the COBOL compiler; the linkage editor; and PRTGENR (EP0150), the generated retrieval program. The answer file produced by this procedure is listed in a formatted dump using the cataloged procedure EPRPM30 which executes PRPDUMP (EP0220), the master file formatted dump program.

The retrieval control cards input to PRTLNGP (EP0140) are coded using EIS/PS retrieval language. The cards shown in Figure PST28-1 specify that all comment records associated with state 06, county 1960, and AQCR 053 are to be retrieved. All plant and point records to which the comment records are subordinate will be retrieved as well as all SCC records which are subordinate to a retrieved point record. The answer file containing these records will be listed in a formatted dump by PRPDUMP (EP0220). See EIS/PS Test 10 for a discussion of the retrieval package and EIS/PS Test 5 for a discussion of PRPDUMP (EP0220).

The run stream for this test run contains the JCL needed to produce an answer file and list it in a formatted dump. This run stream is shown in Figure PST28-1.

Substitutable parameters are used when executing EPRTM30 to supply the names of the master file input and the answer file output for PRTGENR (EP0150). The names of these files are EPMSTR6 and EPANSR7, respectively. A substitutable parameter is used when executing EPRPM30 to supply EPANSR7 as the name of the master file input to PRPDUMP (EP0220). The DD (data definition) information for the retrieval control cards is also supplied. Sample output produced by this run stream is shown in Figure PST28-2.

```
//PSTEST28 JOB     (ACCOUNTING INFO)
//*
//*   RETRIEVE ALL INFORMATION FOR POINTS IN A CERTAIN
//*   COUNTY THAT HAVE COMMENT RECORDS;  DUMP THE ANSWER
//*   FILE
//*
//TEST28A EXEC EPRTM30,
//        MSTRFIL=EPMSTR6,
//        ANSWRFL=FPANSR7
//*
//*   RETRIEVE FROM THE RECORDS IN STATE 06, COUNTY 1960, AND
//*   AGCR 53;  LIMIT THE RETRIEVAL TO THOSE POINTS IN THE
//*   COUNTY THAT HAVE COMMENT RECORDS
//*
//COMPILE.INPUT DD *
$$SELECT
STATE                                = '06'                                AND
COUNTY                               = '1960'                              AND
AGCR                                 = '053'                               AND
LINE-NUMBER                          = LINE-NUMBER
$$END
//TEST28B EXEC EPRPM30,
//        MSTRFIL=FPANSR7
//*
//*   PRODUCE A FORMATTED DUMP OF THE ANSWER FILE
//*   FROM STEP A
//*
```

Figure PST28-1.  Run Stream

```
PROGRAM NAME: PRTLNGP (EP0140)
REVISION LEVEL: 1-00
LAST UPDATE #: P-1
DATE INCORPORATED: FEBRUARY 1, 1980


INPUT (CONTROL CARDS)

$$SELECT

STATE                          = '06'                          AND

COUNTY                         = '1960'                        AND

AQCR                           = '053'                         AND

LINE-NUMBER                    = LINE-NUMBER

$$END


NUMBER OF CONTROL CARDS READ:        6
NUMBER OF ERRORS DETECTED:           0
```

Figure PST28-2. Sample Output (Page 1 of 5)

```
PROGRAM NAME: PRTGENR (EP0150)
REVISION LEVEL: 1-00
LAST UPDATE #: P-1
DATE INCORPORATED: FEBRUARY 1, 1980


NUMBER OF MASTER FILE RECORDS READ:        169
NUMBER OF ANSWER FILE RECORDS WRITTEN:      40
NUMBER OF ERRORS DETECTED:                   0
```

Figure PST28-2 - continued. Sample Output (Page 2 of 5)

PROGRAM NAME: PRPDUMP (EP0220)
REVISION LEVEL: 1-00
LAST UPDATE #: P-1
DATE INCORPORATED: FEBRUARY 1, 1980

| | |
|---|---|
| PLANT (SEGMENT 0) RECORD COUNT: | 2 |
| POINT SOURCE (SEGMENT 1) RECORD COUNT: | 4 |
| POINT SOURCE POLLUTANT COUNT: | 8 |
| MACHINE PROCESS (SEGMENT 2) RECORD COUNT: | 21 |
| MACHINE PROCESS POLLUTANT COUNT: | 84 |
| PERMITS & REGISTRATION (SEGMENT 3) RECORD COUNT: | 6 |
| AVERAGE NUMBER OF POINT SOURCES PER PLANT: | 2.0 |
| AVERAGE NUMBER OF POLLUTANTS PER POINT SOURCE: | 2.0 |
| AVERAGE NUMBER OF MACHINE PROCESSES PER POINT SOURCE: | 5.3 |
| AVERAGE NUMBER OF POLLUTANTS PER MACHINE PROCESS: | 4.0 |
| AVERAGE NUMBER OF PERMITS & REGISTRATION SEGMENTS PER POINT SOURCE: | 1.5 |
| TOTAL NUMBER OF RECORDS READ: | 40 |
| NUMBER OF ERRORS DETECTED: | 0 |
| NUMBER OF PAGES IN REPORT: | 6 |

Figure PST28-2 - continued. Sample Output (Page 3 of 5)

```
-----------------------------------------------------------------------------------------------------------------------------
PLANT #     1                                                                   KEY=06196005300000001000000000000000000000292
ST/CD=06 CY/CD=1960 ANCK/#=053 PL/ID=0001 DT=80065 USR/CNTL/RG=123 LCL/CNTL=04 USR/PL/ID=PL-3175      CTY=0012 UTR/ZN=12 UNKSHP=P
CNTCT=FRANKE SMYTHE    PHN=5919544376 NM/ADDR=SMYTHE ENGINE COMPANY INC.                  PRD=9ENGINES   EMP=0025 AREA=000035
MLG/ADDR=RED OAKE, COLORADO                                  P1/FL=S P7/CMTS=PLANT WILL START PRODUCTION 05/01/80
P7/FL=S EIS FLAGS:  1=S 2=S 3=S 4=S
-----------------------------------------------------------------------------------------------------------------------------
   POINT SOURCE  01                                                                KEY=06196005300000001000110000000000000000399
    SEG/DT=80001 USR/PT/ID=011 SIC/CD=1141 IPP/CD=21 UTM/HORZ=2454 UTM/VERT=09555 LAT=712121 LNG=0515152 THRPT=02030301
    NRML/OPER=10547 BULK/CAPC=00137 SPC/HT=097 STCK/HGHT=0090 STCK/DIAM=010 STCK/IMP=0100 FLW/RT=0000123 VLOCTY=00150 PLM/HGHT=0900
    PTS/CM/STK=      COMPLCE/STAT=2 COMPLCE/SCH=8110 COMPLCE/UPD=791215 ECAP=1 CNTRL/REGUL=  44  15  17 P2-P5/FLGS=SSSS PWCS/FL=
    P7/CMTS=POLL 43101 ADDED 03/21/80                          P7/FL=S EIS FLAGS:  11=S 12=S 14=S #/POLL=03
    **  POLL/ID  EQP/CST  PRI/EQP  SEC/EQP  CNTL/EF  EMIS/EST  EMIS/MEAS  ALLOW/EMIS  UNCNTL/EMIS  EM/UTS EST/MT TS/MT EIS/FL/13  **
    **   42101   0000100    022      041      985    0000100    0000200    0000300                   4      3      3      S      **
    **   11101   0000100    022      041      985    0000100    0000200    0000300                   4      3      3      S      **
    **   43101   0102250    022      041      907    0001050    0002100    0003000                   4      3      3      S      **
-----------------------------------------------------------------------------------------------------------------------------
       SCC   40300101     SEQ NBR  00                                           KEY=06196005300000001000124030010100000000294
        SEG/DT=80001 BFC=12301 FUEL/UTS=2 FUEL/PRC=0003000 MAX/DESGN=0004000 SUL/CT=578 ASH/CT=023 HEAT/CT=00150 CNFD/DT=1 SC/CD=B
        SC/DSC=ENGINE                      E/F/SC=B P6/FL=S P7/CMTS=SCC LEFT COMMENT P7       SCC RIGHT P7 COMMENT        P7/FL=S
        EIS/FLAGS:  21=S 22=S 24=S 25=S                                                                                  #/E/F=04
        ** POLL/ID  EMIS/FCTR A/S/CD E/F/UTS APPRT/EMIS EIS/FL/23          POLL/ID  EMIS/FCTR A/S/CD E/F/UTS APPRT/EMIS EIS/FL/23 **
        **  42602   000000000          2                  S                 42101   000000000          1      0000000      S      **
        **  22104   000000230          2                  S                 11101   000000000          1      0000000      S      **
-----------------------------------------------------------------------------------------------------------------------------
       SCC   40300102     SEQ NBR  02                                           KEY=06196005300000001000124030010202000000270
        SEG/DT=80065 BFC=12301 FUEL/UTS=2 FUEL/PRC=0003000 MAX/DESGN=0004000 SUL/CT=023 ASH/CT=012 HEAT/CT=00150 CNFD/DT=1 SC/CD=B
        SC/DSC=ENGINE EXHAUST FUMES        E/F/SC=B P6/FL=S P7/CMTS=POLLUTANT 22104 DELETED ON 03/21/80                P7/FL=S
        EIS/FLAGS:  21=S 22=S 24=S 25=S                                                                                  #/E/F=03
        ** POLL/ID  EMIS/FCTR A/S/CD E/F/UTS APPRT/EMIS EIS/FL/23          POLL/ID  EMIS/FCTR A/S/CD E/F/UTS APPRT/EMIS EIS/FL/23 **
        **  11101   000000050   A      1      0000000      S                 42602   000000000          2                   S      **
        **  42101   000000080   S      1      0000000      S                                                                  **
-----------------------------------------------------------------------------------------------------------------------------
       PERMITS & REGISTRATION 02                                                 KEY=06196005300000001000130000000000020010172
                                                                                                                        EIS **
        **  SEG  LINE                                                                                                  FLAG **
        **  DATE  NBR                                                                                                   30  **
        ** 80065    1  THIS COMMENT ADDED 03/21/80                                                                      S  **
        ** 80065   21  PLANT WOK FOLLOWING GUIDELINES AS SET DOWN 12/14/79  WILL NOT BE CITED FOR VIOLATIONS              S  **
        ** 80065   22  THIS IS THE END OF THIS COMMENT                                                                   S  **
-----------------------------------------------------------------------------------------------------------------------------
       PERMITS & REGISTRATION 06                                                 KEY=06196005300000001000130000000000030010172
                                                                                                                        EIS **
        **  SEG  LINE                                                                                                  FLAG **
        **  DATE  NBR                                                                                                   30  **
        ** 80066    1  START COMMENT                                                                                     A  **
        ** 80066    2  CONTINUE MONITORING THIS PLANT UNTIL FURTHER NOTICE                                               A  **
        ** 80066    3  CITE PLANT FOR VIOLATIONS OCCURRING AFTER 03/06/80                                               A  **
        ** 80066    4  END COMMENT                                                                                       A  **
```

Figure PST28-2 - continued. Sample Output (Page 4 of 5)

```
-----------------------------------------------------------------------------------------------------------------------------------
SCC   90202020    SEQ NBR  01                                                    KEY=06196005300000401000229020202001000000246
 SEG/DT=80149 BEC=12301 FUEL/UTS=  FUEL/PRC=0030000 MAX/DESGN=0040000 SUL/CT=    ASH/CT=    HEAT/CT=00250 CNFD/DT=2 SC/CD=P
 SC/DSC=PLANT                     E/F/SC=S P6/FL=S P7/CMTS=                                                        P7/FL=S
 EIS/FLAGS:  21=S 22=S 24=S 25=S                                                                                     #/E/F=02
 ** POLL/ID  EMIS/FCTR A/S/CD E/F/UTS APPRT/EMIS EIS/FL/23          POLL/ID  EMIS/FCTR A/S/CD E/F/UTS APPRT/EMIS EIS/FL/23 **
 **  80424   000299025                                S              32601   000327000                                S     **
-----------------------------------------------------------------------------------------------------------------------------------
SCC   90202020    SEQ NBR  02                                                    KEY=06196005300000401000229020202002000000246
 SEG/DT=80149 BEC=12401 FUEL/UTS=  FUEL/PRC=0004000 MAX/DESGN=0009000 SUL/CT=    ASH/CT=    HEAT/CT=00150 CNFD/DT=2 SC/CD=C
 SC/DSC=PLANT                     E/F/SC=R P6/FL=S P7/CMTS=                                                        P7/FL=S
 EIS/FLAGS:  21=S 22=S 24=S 25=S                                                                                     #/E/F=02
 ** POLL/ID  EMIS/FCTR A/S/CD E/F/UTS APPRT/EMIS EIS/FL/23          POLL/ID  EMIS/FCTR A/S/CD E/F/UTS APPRT/EMIS EIS/FL/23 **
 **  42602                                          S              42101                                                S     **
-----------------------------------------------------------------------------------------------------------------------------------
SCC   90300201    SEQ NBR  02                                                    KEY=06196005300000401000229030020102000000222
 SEG/DT=80023 BEC=12302 FUEL/UTS=3 FUEL/PRC=0004000 MAX/DESGN=0003000 SUL/CT=    ASH/CT=    HEAT/CT=00370 CNFD/DT=1 SC/CD=
 SC/DSC=PLANT                     E/F/SC=F P6/FL=S P7/CMTS=                                                        P7/FL=S
 EIS/FLAGS:  21=S 22=S 24=S 25=S                                                                                     #/E/F=01
 ** POLL/ID  EMIS/FCTR A/S/CD E/F/UTS APPRT/EMIS EIS/FL/23          POLL/ID  EMIS/FCTR A/S/CD E/F/UTS APPRT/EMIS EIS/FL/23 **
 **  00000                                          S                                                                   **
-----------------------------------------------------------------------------------------------------------------------------------
PERMITS & REGISTRATION 02                                                        KEY=06196005300000401000230000000000020210172
                                                                                                                        EIS **
 **  SEG  LINE                                                                                                         FLAG **
 **  DATE  NBR                                                                                                          30  **
 ** 80023   21  PLANT NOT FOLLOWING GUIDELINES AS SET DOWN 12/14/79                                                     S  **

------------------------------------------------------ END OF FILE LISTING ------------------------------------------------------
```

Figure PST28-2 - continued. Sample Output (Page 5 of 5)

EIS/PS Test 29 - Ad Hoc

Execute a COBOL Retrieval Specifying a Copy Member and Produce a Detailed Report of the Answer File

In this test run, a COBOL retrieval is executed using the cataloged procedure EPRTM30 which executes PRTLNGP (EP0140), the retrieval language processor program; the COBOL compiler; the linkage editor; and PRTGENR (EP0150), the generated retrieval program. The answer file produced by this procedure is listed using the cataloged procedure EPRPM20 which executes PRPMSTR (EP0210), the master file detailed report program.

The $$SELECT card of the retrieval control cards input to PRTLNGP (EP0140) contains the name of a copy member that is to be combined with PRTSKEL, the retrieval skeleton program. The name of the copy member is COPYMEM1 and it has been stored in the EIS/PS source library for the purpose of producing this test run. This copy member is not contained in the user's EIS/PS source library. A COBOL copy statement containing the name of the copy member will be inserted into PRTSKEL. The COBOL compiler will include the copy member at that point in the program. The final generated program, PRTGENR (EP0150), will produce an answer file which will be listed by PRPMSTR (EP0210). See EIS/PS Test 10 for a discussion of the retrieval package and EIS/PS Test 9 for a discussion of PRPMSTR (EP0210).

The run stream for this test run contains the JCL needed to execute the retrieval package and list the answer file. This run stream is shown in Figure PST29-1.

Substitutable parameters are used when executing EPRPM30 to supply the COBOL compiler options, the name of the master file input to PRTGENR (EP0150), and the name of the answer file output from PRTGENR (EP0150). The names of the files are EPMSTR6 and EPANSR8, respectively. The COBOL compiler options are 'SIZE=124K,BUF=30K,NOSEQ,SUPMAP,SOURCE'. These options may vary depending upon the installation.

A substitutable parameter is also used when executing EPRPM20 to supply EPANSR8 as the name of the master file input to PRPMSTR (EP0210). The DD

(data definition) information for the retrieval control cards is also supplied.

The page of the compiler listing which contains the COBOL copy member is exhibited in Figure PST29-2. Sample output produced by this test run is shown in Figure PST29-3.

```
//PSTEST29 JOB     (ACCOUNTING INFO)
//*
//*  RETRIEVE RECORDS USING A COPY MEMBER TO
//*  SUPPLY THE RETRIEVAL SPECIFICATIONS;
//*  PRODUCE A DETAILED LIST OF THE ANSWER FILE
//*
//TEST29A EXEC EPRTM30,
//       PARM='SIZE=124K,BUF=30K,NOSEQ,SUPMAP,SOURCE',
//       MSTRFIL=EPMSTR6,
//       ANSWRFL=FPANSR8
//*
//*    ACCESS THE COPY MEMBER, COPYMEM1, TO
//*    GET RETRIEVAL SPECIFICATIONS
//*
//COMPILE.INPUT DD *
$$SELECT USER  COPYMEM1
$$END
//     DD DSN=SYS2.COB4LIB,DISP=SHR
//TEST29B EXEC EPRPM20,
//       MSTRFIL=FPANSR8
//*
//*    PROVIDE A DETAILED REPORT FOR THE ANSWER FILE PRODUCED IN
//*    STEP A
//*
```

Figure PST29-1. Run Stream

```
00967              MOVE PRINT-DATA TO PRINT-SAVE.                          00096700
00968              PERFORM PRINT-HEADER THRU PRINT-HEADER-END              00096800
00969                  VARYING HDR-SUB FROM BINARY-1 BY BINARY-1           00096900
00970                  UNTIL HDR-SUB IS GREATER THAN NBR-OF-HDRS.          00097000
00971              MOVE BINARY-3 TO LINE-SKIP.                             00097100
00972              MOVE PRINT-SAVE TO PRINT-DATA.                          00097200
00973            HEADER-ROUTINE-END.                                       00097300
00974              EXIT.                                                   00097400
00975                                                                      00097500
00976                                                                      00097600
00977                                                                      00097700
00978            PRINT-HEADER.                                             00097800
00979              MOVE LINES-SKIPPED (HDR-SUB) TO LINE-SKIP.              00097900
00980              IF LINE-SKIP IS EQUAL TO NEW-PAGE                       00098000
00981                MOVE PAGE-NO TO PAGE-NUMBER                           00098100
00982                ADD BINARY-1 TO PAGE-NO                               00098200
00983                MOVE HEADER (HDR-SUB) TO PRINT-DATA                   00098300
00984                WRITE PRINT-LINE                                      00098400
00985                    AFTER ADVANCING TO-NEW-PAGE                       00098500
00986                MOVE BINARY-1 TO LINE-CTR                             00098600
00987              ELSE                                                    00098700
00988                MOVE HEADER (HDR-SUB) TO PRINT-DATA                   00098800
00989                WRITE PRINT-LINE                                      00098900
00990                    AFTER ADVANCING LINE-SKIP LINES                   00099000
00991                ADD LINE-SKIP TO LINE-CTR.                            00099100
00992            PRINT-HEADER-END.                                         00099200
00993              EXIT.                                                   00099300
00994                                                                      00099400
00995                                                                      00099500
00996                                                                      00099600
00997          QUALIFICATION SECTION.                                      00099700
00998              COPY COPYMEM1.
00999 C          QUALIFY-RECORDS.
01000 C            IF ESTABLISHMENT IS NOT EQUAL TO SPACES OR
01001 C               MAILING-ADDRESS IS NOT EQUAL TO SPACES OR
01002 C               COMMENTS IS NOT EQUAL TO SPACES
01003 C                 MOVE TRUE TO QUALIFICATION-ACHIEVED-SW.
01004 C          QUALIFY-RECORDS-END.
01005 C            EXIT.
01006 C
01007 C        SET-QUALIFICATION-LEVEL SECTION.
01008 C          SET-QUAL-LEVEL.
01009 C            MOVE REQUIRE-3-QUAL TO QUALIFICATION-REQUIRED.
01010 C          SET-QUAL-LEVEL-END.
01011 C            EXIT.
```

Figure PST29-2. Source Listing Page Containing Copy Member

```
                    EIS/PS RETRIEVAL LANGUAGE PROCESSOR  -  DIAGNOSTIC MESSAGES                    PAGE     1

PROGRAM NAME: PRTLNGP (EP0140)
REVISION LEVEL: 1-00
LAST UPDATE #: P-1
DATE INCORPORATED: FEBRUARY 1, 1980


INPUT (CONTROL CARDS)

$$SELECT USER  COPYMEM1

$$END


NUMBER OF CONTROL CARDS READ:        2
NUMBER OF ERRORS DETECTED:           0
```

Figure PST29-3. Sample Output (Page 1 of 5)

```
                    EIS/PS GENERATED RETRIEVAL PROGRAM  -  DIAGNOSTIC REPORT                    PAGE     1

PROGRAM NAME: PRTGENR (EP0150)
REVISION LEVEL: 1-00
LAST UPDATE #: P-1
DATE INCORPORATED: FEBRUARY 1, 1980


NUMBER OF MASTER FILE RECORDS READ:        169
NUMBER OF ANSWER FILE RECORDS WRITTEN:      49
NUMBER OF ERRORS DETECTED:                   0
```

```
PROGRAM NAME: PRPMSIR (EP0210)
REVISION LEVEL: 1-00
LAST UPDATE #: P-1
DATE INCORPORATED: FEBRUARY 1, 1980


NUMBER OF SEGMENT 4 RECORDS PRINTED:          4
NUMBER OF SEGMENT 1 RECORDS PRINTED:          6
NUMBER OF SEGMENT 2 RECORDS PRINTED:         24
NUMBER OF SEGMENT 3 RECORDS PRINTED:         15
```

Figure PST29-3 - continued. Sample Output (Page 2 of 5)

```
          STATE COUNTY AQCR PLANT ID
            06   1960   053   0001

  DATE      SEGMENT   CONTROL  LOCAL                                                                PRINCIPAL
YEAR DAY     TYPE     REGION   CONTROL   PLANT ID    CITY UTM ZONE OWNER     CONTACT        TELEPHONE    PRODUCT
 80  065      0        123       04     PL-3175      0012    12      P    FRANKE SMYTHE    5919544376   9ENGINES

                                                   NUMBER OF  PROPERTY
ESTABLISHMENT NAME AND ADDRESS                ZIP  EMPLOYEES    AREA     MAILING ADDRESS                          ZIP
SMYTHE ENGINE COMPANY INC.                         0025      00003.5    RED OAKE, COLORADO

                                                     NEDS FLAG  PLANT FLAG  E I S   F L A G S
P7 PLANT COMMENT                                        P1          P7        1   2   3   4
PLANT WILL START PRODUCTION 05/01/80                     S           S        S   S   S   S

  DATE    SEGMENT POINT   USER              UTM COORDINATES    LATITUDE     LONGITUDE   ANNUAL THRUPUT   NORMAL OPERATING
YEAR DAY   TYPE    ID   POINT ID SIC  IPP HORIZONTAL VERTICAL DEG MIN SEC  DEG MIN SEC  DEC MAR JUN SEP  HR/D D/WK WK/YR
 80  001    1      01      011    1141 21    245.4     0955.5   71  21  21  051  51  52   02  03  03  01   10   5    47

BOILER   SPACE  S    T    A    C    K         D    A    T    A        COMP SCHED   COMP STATUS         CONTROL REGULATION
CAPACITY HEAT   HEIGHT DIAM TEMP FLOW RATE VELOCITY PLUME PNTS  COMP YEAR MONTH  YEAR MONTH DAY  ECAP REG 1 REG 2 REG 3
 00137   09.7   0090  01.0 0100  0000123    00150   0900         2   81    10    79   12    15   1      44    15    17

                                                     N E D S    F L A G S  POINT FLAG  E I S   F L A G S
P7 POINT COMMENT                                     P2  P3  P4  P5  PWCS      P7        11   12   14
POLL 43101 ADDED 03/21/80                             S   S   S   S              S         S    S    S

NUMBER OF  POLLUTANT CONTROL  CONTROL EQUIP ESTM CNTL        E  M  I  S  S  I  O  N  S              ESTM   TEST  EIS FLG
POLLUTANTS    ID      COST      PRT  SEC     EFFICIENCY ESTIMATE MEASURED ALLOWABLE POTENTIAL UNITS METHOD METHOD   13
    03        CO     00001.00   022  041       98.5     0000100  0000200  0000300              4      3      3      S
              TSP    00001.00   022  041       98.5     0000100  0000200  0000300              4      3      3      S
              HC     01022.50   022  041       90.7     0001050  0002100  0003000              4      3      3      S

  DATE    SEGMENT POINT     SCC      SCC SEG   BEC          FUEL -   MAX DESIGN  SULFUR    ASH    HEAT
YEAR DAY   TYPE    ID   I II III IV   NBR    NBR ID  UNITS PROCESS     RATE     CONTENT CONTENT CONTENT CONF SOURCE
 80  001    2      01   4 03 001 01    00    123 01    2   0003000   0004.000    5.78     02.3   00150    1    B

                                                     NEDS FLAG  SCC FLAG  E I S   F L A G S
P7 SCC COMMENT                                          P6          P7        21  22  24  25
SCC LEFT COMMENT P7        SCC RIGHT P7 COMMENT          S           S         S   S   S   S

                          E F    NUMBER OF  POLLUTANT  EMISSION   ASH /  FACTOR EMISSIONS EIS FLAG
SOURCE DESCRIPTION       SOURCE  EMSN FCTR     ID       FACTOR    SULFUR  UNITS   APPORT      23
ENGINE                     B        04       NOX      000000.000           2                   S
                                             CO       000000.000           1     0000000       S
                                             22104    000000.230           2                   S
                                             TSP      000000.000           1     0000000       S
```

Figure PST29-3 - continued. Sample Output (Page 3 of 5)

```
        STATE COUNTY AQCR PLANT ID
          06   1960   053   0001

  DATE   SEGMENT POINT      SCC      SCC SEG   BEC          FUEL -   MAX DESIGN  SULFUR    ASH    HEAT
YEAR DAY   TYPE   ID   I II III IV   NBR    NBR ID  UNITS PROCESS     RATE      CONTENT CONTENT CONTENT CONF SOURCE
 80  065    2     01   4 03 001 02    02    123 01    2   0003000   0004.000     0.23     01.2   00150    1    B

                                                        NEDS FLAG  SCC FLAG  E I S   F L A G S
P7 SCC COMMENT                                            P6         P7       21  22  24  25
POLLUTANT 22104 DELETED ON 03/21/80                        S          S        S   S   S   S

                          E F    NUMBER OF  POLLUTANT  EMISSION   ASH /  FACTOR EMISSIONS EIS FLAG
SOURCE DESCRIPTION       SOURCE  EMSN FCTR     ID       FACTOR    SULFUR  UNITS   APPORT     23
ENGINE EXHAUST FUMES       B        03       TSP      000000.050    A      1    0000000     S
                                             NOX      000000.000           2                S
                                             CO       000000.080    S      1    0000000     S
```



```
        STATE COUNTY AQCR PLANT ID
          06   1960   053   0001

SEGMENT POINT SEQ
  TYPE   ID   NBR
   3     01    02

 DATE  LINE  EIS  COMMENT
YR DAY  NBR FL 30
80 065  001   S   THIS COMMENT ADDED 03/21/80
80 065  021   S   PLANT NOX FOLLOWING GUIDELINES AS SET DOWN 12/14/79  WILL NOT BE CITED FOR VIOLATIONS
80 065  022   S   THIS IS THE END OF THIS COMMENT
```

Figure PST29-3 - continued. Sample Output (Page 4 of 5)

```
                    EIS/PS MASTER FILE DETAILED REPORT                                  PAGE    4

          STATE COUNTY AQCR PLANT ID
            06   1960   053   0001

SEGMENT POINT SEQ
  TYPE   ID   NBR
   3     01    03

 DATE  LINE  EIS  COMMENT
YR DAY  NBR FL 30
80 066  001   A   START COMMENT
80 066  002   A   CONTINUE MONITORING THIS PLANT UNTIL FURTHER NOTICE
80 066  003   A   CITE PLANT FOR VIOLATIONS OCCURRING AFTER 03/06/80
80 066  004   A   END COMMENT
```

---

```
                    EIS/PS MASTER FILE DETAILED REPORT                                  PAGE    5

          STATE COUNTY AQCR PLANT ID
            06   1960   053   0001

SEGMENT POINT SEQ
  TYPE   ID   NBR
   3     01    04

 DATE  LINE  EIS  COMMENT
YR DAY  NBR FL 30
80 066  001   A   START COMMENT
80 066  002   A   THIS IS A TEST COMMENT.....PAGE-BREAK OCCURS DUE TO CHANGE IN SEQUENCE NUMBER
80 066  003   A   END COMMENT
```

Figure PST29-3 - continued. Sample Output (Page 5 of 5)

## EIS/PS Test 30 - Ad Hoc

### Generate Master File Emission Factor Transactions and Insert Emission Factors

In this test run, master file emission factor transactions are generated and emission factors are inserted into them using the cataloged procedure EPMSM10. This procedure executes PMSEFGN (EP0130), the master file emission factor transaction generator program; PSREFIN (EP0090), the master file internal transaction pre-insertion sort program; and PMSEFIN (EP0100), the master file internal transaction emission factor insertion program.

PMSEFGN (EP0130) generates EIS/PS 21 and 23 internal transactions to update the emission factor information in the master file SCC records. The transactions created by PMSEFGN (EP0130) must be sorted by the master file internal transaction pre-insertion sort program, PSREFIN (EP0090), and processed by the master file internal transaction emission factor insertion program, PMSEFIN (EP0100), before they can be used to update the master file. See EIS/PS Test 7 for a discussion of PMSEFGN (EP0130) and EIS/PS Test 4 for a discussion of PSREFIN (EP0090) and PMSEFIN (EP0100).

The run stream for this test run contains the JCL needed to generate master file emission factor transactions and insert emission factors into them. This run stream is shown in Figure PST30-1.

Substitutable parameters are used to supply the names of the master file input to PMSEFGN (EP0130), the transaction file output from PMSEFGN (EP0130) and input to PSREFIN (EP0090), and the emission factor file input to PMSEFIN (EP0100). The names of these files are EPMSTR6, EPINTR8, and EPEMFC2, respectively. The DD (data definition) information for the option card input to PMSEFGN (EP0130) is also supplied. No DD information for the option card input to PMSEFIN (EP0100) is necessary since the option card is generated by PMSEFGN (EP0130) and passed directly to PMSEFIN (EP0100). Sample output produced by this run stream is shown in Figure PST30-2.

```
//PSTEST30 JOB     (ACCOUNTING INFO)
//*
//*    GENERATE EMISSION FACTOR INTERNAL TRANSACTIONS FROM
//*    THE MASTER FILE
//*
//TEST30A EXEC EPMSM10,
//        EMFCFIL=EPEMFC2,
//        MSTRFIL=EPMSTR6,
//        NEWINTR=EPINTR8
//*
//*    GENERATE TRANSACTIONS FOR FEDERAL-ORIGIN SCC RECORDS AND
//*    FOR WHICH THE CORRESPONDING EMISSION FACTOR RECORD HAS A
//*    DATE NO LESS THAN 1980, DAY 57, AND THE MASTER FILE RECORD
//*    HAS A DATE LESS THAN THAT CUTOFF DATE
//*
//GENER.OPTIONS DD *
F       80057     FLAGW
```

Figure PST30-1. Run Stream

```
PROGRAM NAME: PMSEFGN (EP0130)
REVISION LEVEL:  1-00
LAST UPDATE #:   P-1
DATE INCORPORATED:  FEBRUARY 1, 1980


OPTIONS IN EFFECT:  FLAGW

          ORIGIN AND SOURCE SPECIFIED:  FEDERAL

          DATE SPECIFIED:  80057


06196005300000401000222060019805000000
          *** PMSEFGN 004 WARNING - NO MATCHING EMISSION FACTOR FILE RECORD FOR ORIGIN/SOURCE AND DATE SPECIFIED

06196005300000401000223020050100000000
          *** PMSEFGN 005 WARNING - NO TRANSACTION GENERATED DUE TO MASTER FILE DATE

06196005300000401000223020050202000000
          *** PMSEFGN 005 WARNING - NO TRANSACTION GENERATED DUE TO MASTER FILE DATE

06196005300000401000224030010401000000
          *** PMSEFGN 005 WARNING - NO TRANSACTION GENERATED DUE TO MASTER FILE DATE

06200405311273301012723020050100000000
          *** PMSEFGN 005 WARNING - NO TRANSACTION GENERATED DUE TO MASTER FILE DATE

06200405311273301012723020050202000000
          *** PMSEFGN 005 WARNING - NO TRANSACTION GENERATED DUE TO MASTER FILE DATE

06200405311273301111223020050100000000
          *** PMSEFGN 005 WARNING - NO TRANSACTION GENERATED DUE TO MASTER FILE DATE

06200405311273301111223020050202000000
          *** PMSEFGN 005 WARNING - NO TRANSACTION GENERATED DUE TO MASTER FILE DATE
```

Figure PST30-2. Sample Output (Page 1 of 5)

```
340040203000000060002210200603000000
          *** PMSEFGN 005 WARNING - NO TRANSACTION GENERATED DUE TO MASTER FILE DATE

340040203000000060003210200603000000
          *** PMSEFGN 005 WARNING - NO TRANSACTION GENERATED DUE TO MASTER FILE DATE

340040203000000070001210200603000000
          *** PMSEFGN 005 WARNING - NO TRANSACTION GENERATED DUE TO MASTER FILE DATE

340040203000000080001210200503000000
          *** PMSEFGN 005 WARNING - NO TRANSACTION GENERATED DUE TO MASTER FILE DATE


PROGRAM NAME: PMSEFGN (EP0130)
REVISION LEVEL:  1-00
LAST UPDATE #:   P-1
DATE INCORPORATED:  FEBRUARY 1, 1980


NUMBER OF MASTER FILE RECORDS READ:                169
NUMBER OF EMISSION FACTOR RECORDS READ:            638
NUMBER OF 21 TRANSACTIONS CREATED:                   1
NUMBER OF 23 TRANSACTIONS CREATED:                   4
NUMBER OF WARNING MESSAGES:                         52
NUMBER OF CONDITIONAL MESSAGES:                      0
NUMBER OF ERROR MESSAGES:                            0
NUMBER OF ABORT MESSAGES:                            0
NUMBER OF DISASTER MESSAGES:                         0
```

Figure PST30-2 - continued. Sample Output (Page 2 of 5)

```
PROGRAM NAME: PSREFIN (EP0090)
REVISION LEVEL: 1-00
LAST UPDATE #: P-1
DATE INCORPORATED: FEBRUARY 1, 1980


NUMBER OF INPUT TRANSACTIONS:        5
NUMBER OF OUTPUT TRANSACTIONS:       5
```

Figure PST30-2 - continued. Sample Output (Page 3 of 5)

```
PROGRAM NAME: PMSEFIN (EP0100)
REVISION LEVEL:  1-00
LAST UPDATE #:   P-1
DATE INCORPORATED:  FEBRUARY 1, 1980


OPTIONS IN EFFECT:  FLAGW

          FIELDS SELECTED FOR INSERTIONS:  SUL  ASH  EMISSION     EDAT 80057

          FIELDS TO BE OVERRIDDEN:  NONE


FLAGW   SUL I  ASH I  EMISSION I  EDAT 80057                                  R


          *** PMSEFIN 012 ERROR - NO VALID OVERRIDES SPECIFIED - NO OVERRIDES ASSUMED


  SULFUR I  N  ASH I  N  EMISSION FACTOR I  N                   DATE: EMISSION FACTOR 80057  TRANSACTION   N


0619600530000040100022302002011000000232061960053004180057            F 42101                                    23C
          *** PMSEFIN 005 WARNING - NO MATCHING EMISSION FACTOR FILE RECORD

0619600530000040100022302002011000000232061960053004180057            F 42401                                    23C
          *** PMSEFIN 005 WARNING - NO MATCHING EMISSION FACTOR FILE RECORD

0619600530000040100022302002011000000232061960053004180057            F 43101                                    23C
          *** PMSEFIN 005 WARNING - NO MATCHING EMISSION FACTOR FILE RECORD
```

Figure PST30-2 - continued. Sample Output (Page 4 of 5)

SULFUR I N ASH I N EMISSION FACTOR I N DATE: EMISSION FACTOR 80057 TRANSACTION N

| | |
|---|---|
| NUMBER OF INPUT TRANSACTIONS: | 5 |
| NUMBER OF EMISSION FACTOR RECORDS READ: | 253 |
| NUMBER OF INSERTIONS MADE: | 1 |
| NUMBER OF OUTPUT TRANSACTIONS: | 5 |
| NUMBER OF 23 TRANSACTIONS CREATED: | 0 |
| NUMBER OF WARNING MESSAGES: | 3 |
| NUMBER OF CONDITIONAL MESSAGES: | 0 |
| NUMBER OF ERROR MESSAGES: | 1 |
| NUMBER OF ABORT MESSAGES: | 0 |
| NUMBER OF DISASTER MESSAGES: | 0 |

Figure PST30-2 - continued. Sample Output (Page 5 of 5)

## EIS/PS Test 31 - Ad Hoc

### Generate Master File Emission Factor Transactions and Update the Master File

In this test run, the master file is updated from master file emission factor transactions using the cataloged procedure EPFMM30 which executes PMSEFGN (EP0130), the master file emission factor transaction generator program; PSREFIN (EP0090), the master file internal transaction pre-insertion program; PMSEFIN (EP0100), the master file internal transaction emission factor insertion program; PSRINTR (EP0110), the master file internal transaction sort program; and PFMMSTR (EP0120), the master file maintenance program.

The purpose of this test run is to test the cataloged procedure EPFMM30. All of the programs executed by this procedure have been described in previous tests. Refer to Test 7 for a discussion of PMSEFGN (EP0130), PSREFIN (EP0090), and PMSEFIN (EP0100). A description of the file maintenance programs, PSRINTR (EP0110) and PFMMSTR (EP0120), is provided in Test 4.

The run stream for this test run contains the JCL needed to update the master file using master file emission factor transactions. This run stream is shown in Figure PST31-1.

The cataloged procedure executed by this run stream is EPFMM30. Substitutable parameters are used to specify the name of the input emission factor file as EPEMFC3 (created in Test 16), the name of the input master file as EPMSTR1 (created in Test 4), and the name of the output master file as EPMSTR7. The user must supply the DD (data definition) information for the option card files in the GENER, INSERT, and UPDATE steps. The options specified in the GENER step are F, 80050, and NOFLAGW; the options specified in the INSERT step are NOFLAGW, SUL I, ASH I, and EMISSION I; the option specified in the UPDATE step is 80. Sample output produced by this test run is shown in Figure PST31-2.

```
//PSTEST31 JOB   (ACCOUNTING INFO)
//*
//*    GENERATE MASTER FILE EMISSION FACTOR TRANSACTIONS AND
//*    UPDATE THE MASTER FILE
//*
//TEST31A EXEC EPEMM30,
//        EMFCFIL=EPEMFC3,
//        OLDMSTR=EPMSTR1,
//        NEWMSTR=EPMSTR7
//*
//*    CREATE INTERNAL TRANSACTIONS FROM THE TEST 4
//*    MASTER FILE; INSERT NEW EMISSION FACTOR FILE
//*    INFORMATION INTO THE TRANSACTIONS; UPDATE THE
//*    MASTER FILE WITH THESE TRANSACTIONS
//*
//GENER.OPTIONS DD *
F       80050 NCFLAGY
//INSERT.CARD DD *
NCFLAGW SUL I  ASH I  EMISSION I
//UPDATE.OPTIONS DD *
80
```

Figure PST31-1. Run Stream

```
PROGRAM NAME: PMSEFGN (EP0130)
REVISION LEVEL:  1-00
LAST UPDATE #:   P-1
DATE INCORPORATED:  FEBRUARY 1, 1980


OPTIONS IN EFFECT:  NOFLAGW

          ORIGIN AND SOURCE SPECIFIED:  FEDERAL

          DATE SPECIFIED:  80050


F       80050 NOFLAGW                                                    17.
          *** PMSEFGN 006 ERROR - INVALID FLAGW OPTION SPECIFIED - NOFLAGW ASSUMED


NUMBER OF MASTER FILE RECORDS READ:                 123
NUMBER OF EMISSION FACTOR RECORDS READ:             656
NUMBER OF 21 TRANSACTIONS CREATED:                    0
NUMBER OF 23 TRANSACTIONS CREATED:                    0
NUMBER OF WARNING MESSAGES:                          46
NUMBER OF CONDITIONAL MESSAGES:                       0
NUMBER OF ERROR MESSAGES:                             1
NUMBER OF ABORT MESSAGES:                             0
NUMBER OF DISASTER MESSAGES:                          0
```

Figure PST31-2. Sample Output (Page 1 of 4)

```
PROGRAM NAME: PSREFIN (EP0090)
REVISION LEVEL: 1-00
LAST UPDATE #: P-1
DATE INCORPORATED: FEBRUARY 1, 1980


NUMBER OF INPUT TRANSACTIONS:          0
NUMBER OF OUTPUT TRANSACTIONS:         0
```

Figure PST31-2 - continued. Sample Output (Page 2 of 4)

```
PROGRAM NAME: PMSEFIN (EP0100)
REVISION LEVEL:  1-00
LAST UPDATE #:   P-1
DATE INCORPORATED:  FEBRUARY 1, 1980


OPTIONS IN EFFECT:  NOFLAGK

          FIELDS SELECTED FOR INSERTIONS:  SUL  ASH  EMISSION     EDAT 80050

          FIELDS TO BE OVERRIDDEN:  NONE


        SUL I  ASH I  EMISSION I  EDAT 80050                                  K


          *** PMSEFIN 012 ERROR - NO VALID OVERRIDES SPECIFIED - NO OVERRIDES ASSUMED


  SULFUR I  N  ASH I  N  EMISSION FACTOR I  N                    DATE: EMISSION FACTOR 80050  TRANSACTION   N


NUMBER OF INPUT TRANSACTIONS:                    0
NUMBER OF EMISSION FACTOR RECORDS READ:          2
NUMBER OF INSERTIONS MADE:                       0
NUMBER OF OUTPUT TRANSACTIONS:                   0
NUMBER OF 23 TRANSACTIONS CREATED:               0
NUMBER OF WARNING MESSAGES:                      0
NUMBER OF CONDITIONAL MESSAGES:                  0
NUMBER OF ERROR MESSAGES:                        1
NUMBER OF ABORT MESSAGES:                        0
NUMBER OF DISASTER MESSAGES:                     0
```

Figure PST31-2 - continued. Sample Output (Page 3 of 4)

```
                    ETS/PS MASTER FILE INTERNAL TRANSACTION SORT PROGRAM                    PAGE 1

PROGRAM NAME: PSRINTR (EP0110)
REVISION LEVEL: 1-00
LAST UPDATE #: P-1
DATE INCORPORATED: FEBRUARY 1, 1980


NUMBER OF INPUT TRANSACTIONS:        0
NUMBER OF OUTPUT TRANSACTIONS:       0

- - - - - - - - - - - - - - - - - - - - - - - - - - - - - - - - - - - - - - - - - - - - - - - - - - - -


                    FIS FILE MAINTENANCE PROGRAM - DIAGNOSTIC MESSSAGES                     PAGE     1

PROGRAM NAME: PFMMSTR (EP0120)
REVISION LEVEL: 1-00
LAST UPDATE #: P-1
DATE INCORPORATED: FEBRUARY 1, 1980

OPTION CARD

   CONTROL DATE IS 80    ,  ERROR OPTION IS NOFLAGW,  LIST OPTION IS NOLIST

- - - - - - - - - - - - - - - - - - - - - - - - - - - - - - - - - - - - - - - - - - - - - - - - - - - -


                    FIS FILE MAINTENANCE PROGRAM - DIAGNOSTIC MESSSAGES                     PAGE     2

   NUMBER OF INPUT TRANSACTIONS READ                          0
   NUMBER OF DISASTERS DETECTED                               0
   NUMBER OF ABORTS DETECTED                                  0
   NUMBER OF ERRORS DETECTED                                  0
   NUMBER OF CONDITIONALS DETECTED                            0
   NUMBER OF WARNINGS DETECTED                                0
   NUMBER OF TRANSACTIONS REJECTED                            0
   NUMBER OF POINT SOURCE FILE RECORDS READ IN              123
   NUMBER OF POINT SOURCE FILE RECORDS WRITTEN OUT          123
```

Figure PST31-2 - continued. Sample Output (Page 4 of 4)

EIS/PS Test 32 - Ad Hoc

Produce a Multipollutant Summary Report in the Point Format

In this test run, a multipollutant summary report is generated in the point format using the cataloged procedure EPRPM40. This procedure executes PRPPSUM (EP0240), the master file multipollutant summary report program.

PRPPSUM (EP0240) produces a report which summarizes the emissions estimates in the master file for a maximum of ten user-specified pollutant ID's. The report may be generated in one of five formats: point, plant, AQCR, county, or state. The report format as well as the pollutant ID's and their report headings are specified via control cards.

The type of report that should be generated depends on the needs of the user. If the user requires that the emissions estimates in the point record for the specified pollutant ID's be listed, the summary report must be generated in the point format. This report will also list the total emissions for each specified pollutant ID by plant, AQCR, county, and state. If the user does not need the emissions printed for each point, the report may be generated in either the plant format, which lists the emissions by plant, AQCR, county, and state; the AQCR format, which lists the emissions by AQCR, county, and state; the county format, which lists the emissions by county and state; or the state format, which lists the emissions by state.

There are five types of control cards which can be input to PRPPSUM (EP0240). The type-1 control card allows the user to specify the pollutant ID's to be used in producing the report and the date which will be printed at the top of each report page. Page 1 of Figure PST32-1 shows the fields in which the pollutant ID's and the date must be coded.

At least one pollutant ID must be specified on the type-1 control card; and each specified pollutant ID must be numeric. Also, the pollutant ID's must be coded in consecutive fields starting with the first field of the control card. Note that a maximum of ten pollutant ID's can be specified. A '1' must be coded in card column 80. If there is not a valid type-1 control card in the run stream, program execution will be terminated.

A descriptive heading for each pollutant ID specified on the type-1 control card will be printed at the top of every report page. Each heading is composed of three nine-character lines. Control card types 2, 3, and 4 allow the user to supply the first two lines of the headings for the pollutant ID's which are to be reported; the third line is supplied by the program and contains the corresponding pollutant ID specified on the type-1 control card. Pages 2, 3, and 4 of Figure PST32-1 show the fields in which the pollutant ID headings must be coded. The correct card type must be specified in card column 80.

The type-5 control card allows the user to specify the type of summary report to be generated. The type of report is determined by the option specified in the report format option field. Either POINT, PLANT, AQCR, COUNTY, or STATE can be coded beginning in the first column of this field. Also, a '5' must be coded in card column 80. Page 5 of Figure PST32-1 shows the type-5 control card format. If the type-5 control card is not present in the run stream or if the report format option is specified incorrectly, the default of POINT will be assumed and the report will be generated in the point format.

The run stream for this test run contains the JCL needed to generate a multipollutant summary report. This run stream is shown in Figure PST32-2 and the sample output produced by this test run is shown in Figure PST32-3.

In the run stream a substitutable parameter is used to specify the input master file as EPMSTR6 (created in Test 19). The DD (data definition) information for the input option card file is also supplied in the run stream.

This test utilizes each of the five control card types. The type-1 control card contains the ten pollutant ID's to be reported. Note that the date field is blank. All of the headings for the pollutant ID's are supplied using the type-2, type-3, and type-4 control cards. The option specified on the type-5 card is POINT; thus, the multipollutant summary report will be generated in the point format.

Type 1




(Page 1 of 5)

Figure PST32-1. Control Card Formats

Type 2

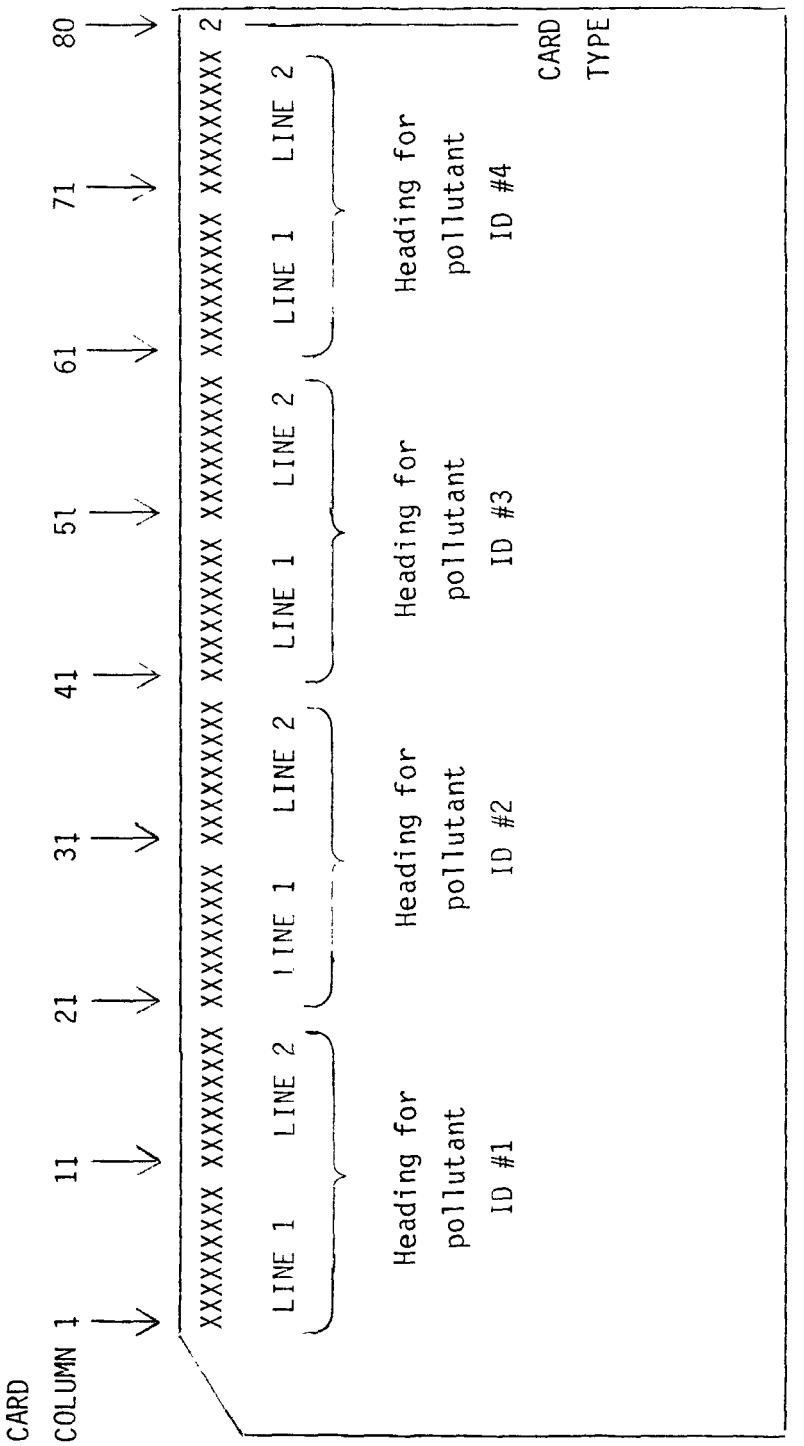


(Page 2 of 5)

Figure PST32-1 - continued. Control Card Formats

Type 3

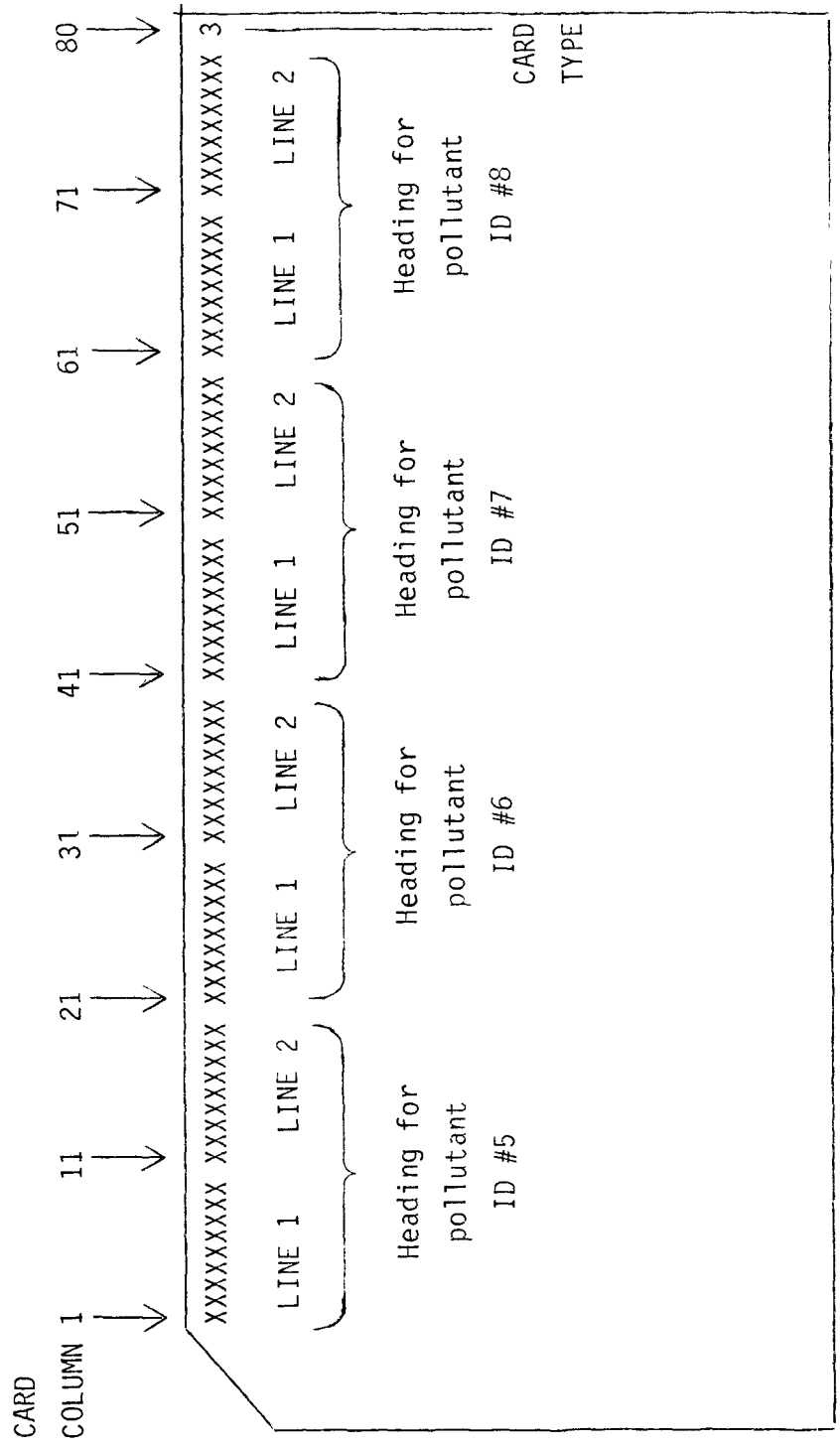


(Page 3 of 5)

Figure PST32-1 - continued. Control Card Formats

Type 4

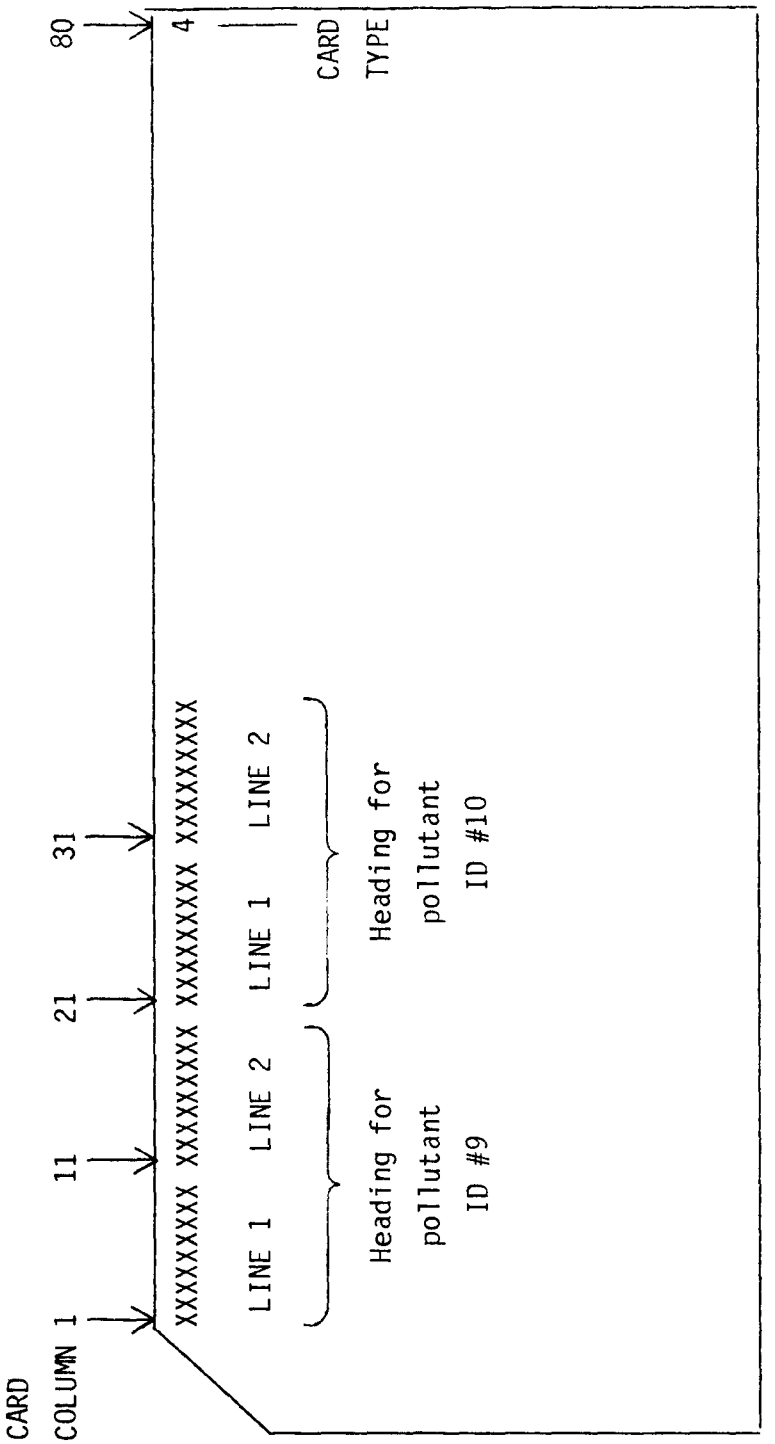


(Page 4 of 5)

Figure PST32-1 - continued. Control Card Formats

Type 5




(Page 5 of 5)

Figure PST32-1 - continued. Control Card Formats

```
//PSTEST32 JOB     (ACCOUNTING INFO)
//*
//*   PRODUCE A MULTI-POLLUTANT SUMMARY REPORT USING THE POINT OPTION
//*
//TEST32 EXEC EPRPM40,
//       MSTRFIL=FPMSTRA
//*
//*   GENERATE THE REPORT FOR A MAXIMUM NUMBER OF POLLUTANTS, 10
//*
//REPORT.OPTION DD *
11101 42101 42401 42602 43101 44201 12128 11337 26202 26301                    1
SUSPENDED PARTICULA CARBON    MONOXIDE  SULFUR    DIOXIDE   NITROGEN  DIOXIDE  2
TOTAL     HYDROCARB           OZONE               LEAD      URANIUM   --235    3
HYDROCARB OCTANE    BUTYL     ALCOHOL                                          4
POTNT                                                                          5
/*
```

Figure PST32-2. Run Stream

```
PROGRAM NAME: PRPPSUM (EP0240)
REVISION LEVEL: 1-00
LAST UPDATE #: P-2
DATE INCORPORATED: SEPTEMBER 1, 1980

    OPTIONS IN EFFECT:

        EMISSION TOTALS TO BE GENERATED ARE: POINT

        POLLUTANTS SUMMARIZED ARE: 11101 42101 42401 42602 43101 44201 12128 11337 26202 26301

        HEADINGS SUPPLIED BY USER ARE:
             SUSPENDED CARBON    SULFUR    NITROGEN  TOTAL                          URANIUM   HYDROCARB BUTYL
             PARTICULA MONOXIDE  DIOXIDE   DIOXIDE   HYDROCARB OZONE     LEAD       --235     OCTANE    ALCOHOL


NUMBER OF PLANT RECORDS READ:                    32
NUMBER OF POINT RECORDS READ:                    53
NUMBER OF SCC RECORDS READ:                      69
NUMBER OF COMMENT RECORDS READ:                  15
TOTAL NUMBER OF MASTER FILE RECORDS READ:       169
NUMBER OF CONTROL CARDS READ:                     5

NUMBER OF ABORT MESSAGES:                         0
NUMBER OF DISASTER MESSAGES:                      0
NUMBER OF ERROR MESSAGES:                         0
```

Figure PST32-3. Sample Output (Page 1 of 2)

| STATE | COUNTY | AQCR | PLANT | POINT | SUSPENDED PARTICULA 11101 | CARBON MONOXIDE 42101 | SULFUR DIOXIDE 42401 | NITROGEN DIOXIDE 42602 | TOTAL HYDROCARB 43101 | OZONE 44201 | LEAD 12128 | URANIUM --235 11337 | HYDROCARB OCTANE 26202 | BUTYL ALCOHOL 26301 |
|---|---|---|---|---|---|---|---|---|---|---|---|---|---|---|
| * TOTALS FOR PLANT 0001 | | | | | 0 | 0 | 0 | 0 | 0 | 0 | 0 | 0 | 0 | 0 |
| 18 | 0040 | 224 | 0002 | 01 | 0 | 0 | 0 | 0 | 0 | | | | | |
| * TOTALS FOR PLANT 0002 | | | | | 0 | 0 | 0 | 0 | 0 | 0 | 0 | 0 | 0 | 0 |
| 18 | 0040 | 224 | 0005 | 01 | 123 | 1 | 29 | 7 | 0 | | | | | |
| | | | | 02 | 4 | 1 | 37 | 9 | 0 | | | | | |
| | | | | 03 | 3 | 1 | 28 | 7 | 0 | | | | | |
| | | | | 04 | 3 | 1 | 4 | 1 | 0 | | | | | |
| | | | | 05 | 0 | 0 | 3 | 2 | 0 | | | | | |
| | | | | 06 | 0 | 0 | 2 | 4 | 2 | | | | | |
| | | | | 07 | 0 | 0 | 2 | 4 | 1 | | | | | |
| * TOTALS FOR PLANT 0005 | | | | | 133 | 4 | 105 | 34 | 3 | 0 | 0 | 0 | 0 | 0 |
| ** TOTALS FOR AQCR 224 | | | | | 133 | 4 | 105 | 34 | 3 | 0 | 0 | 0 | 0 | 0 |
| *** TOTALS FOR COUNTY 0040 | | | | | 133 | 4 | 105 | 34 | 3 | 0 | 0 | 0 | 0 | 0 |
| 18 | 0060 | 224 | 0001 | 01 | 7 | 0 | 0 | 0 | 0 | | | | | |
| * TOTALS FOR PLANT 0001 | | | | | 7 | 0 | 0 | 0 | 0 | 0 | 0 | 0 | 0 | 0 |
| 18 | 0060 | 224 | 0002 | 01 | 0 | 0 | 1 | 1 | 0 | | | | | |
| * TOTALS FOR PLANT 0002 | | | | | 0 | 0 | 1 | 1 | 0 | 0 | 0 | 0 | 0 | 0 |
| 18 | 0060 | 224 | 0003 | 01 | 247 | 4 | 130 | 28 | 2 | | | | | |
| | | | | 02 | 109 | 2 | 57 | 13 | 1 | | | | | |
| | | | | 03 | 454 | 7 | 239 | 52 | 3 | | | | | |
| | | | | 04 | 4 | 1 | 26 | 7 | 1 | | | | | |
| * TOTALS FOR PLANT 0003 | | | | | 814 | 14 | 452 | 100 | 7 | 0 | 0 | 0 | 0 | 0 |
| ** TOTALS FOR AQCR 224 | | | | | 821 | 14 | 453 | 101 | 7 | 0 | 0 | 0 | 0 | 0 |
| *** TOTALS FOR COUNTY 0060 | | | | | 821 | 14 | 453 | 101 | 7 | 0 | 0 | 0 | 0 | 0 |
| **** TOTALS FOR STATE 18 | | | | | 954 | 18 | 558 | 135 | 10 | 0 | 0 | 0 | 0 | 0 |

Figure PST32-3 - continued. Sample Output (Page 2 of 2)

EIS/PS Test 33 - Ad Hoc

Produce a Multipollutant Summary Report in the Plant Format

In this test run, a multipollutant summary report is generated in the plant format using the cataloged procedure EPRPM40 which executes PRPPSUM (EP0240), the master file multipollutant summary report program. For a description of this program, refer to Test 32.

The run stream for this test run contains the JCL needed to generate a multipollutant summary report. This run stream is shown in Figure PST33-1 and the sample output produced by this test run is shown in Figure PST33-2.

In the run stream a substitutable parameter is used to specify the input master file as EPMSTR5 (created in Test 11). The DD (data definition) information for the input option card file is also supplied in the run stream.

Only two control cards are input to PRPPSUM (EP0240): the type-1 and type-5 cards. The options coded on the type-1 card indicate that the emissions for the pollutant ID's 11101 and 42401 are to be reported and that the date September 1, 1980, will be printed at the top of each report page. The option specified on the type-5 card is PLANT; thus, the multipollutant summary report will be generated in the plant format. All of the headings for the pollutant ID's are generated by PRPPSUM (EP0240) since they are not supplied on the type-2 control card.

```
//PSTEST33 JOB    (ACCOUNTING INFO)
//*
//*   PRODUCE A MULTI-POLLUTANT SUMMARY REPORT USING
//*   THE PLANT OPTION
//*
//TEST33 EXEC FPRPM40,
//       MSTRFIL=FPMSTR5
//*
//*   GENERATE THE REPORT FOR 2 POLLUTANTS,
//*   TSP AND CO
//*
//REPORT.OPTION DD *
11101 42401                                                    SEPTEMBER 1, 1980 1
PLANT                                                                            5
/*
```

Figure PST33-1. Run Stream

```
PROGRAM NAME: PRPPSUM (EP0240)
REVISION LEVEL: 1-00
LAST UPDATE #: P-2
DATE INCORPORATED: SEPTEMBER 1, 1980

    OPTIONS IN EFFECT:

        REPORT DATE IS:  SEPTEMBER 1, 1980

        EMISSION TOTALS TO BE GENERATED ARE: PLANT

        POLLUTANTS SUMMARIZED ARE: 11101 42401

        HEADINGS ARE GENERATED


NUMBER OF PLANT RECORDS READ:                    32
NUMBER OF POINT RECORDS READ:                    53
NUMBER OF SCC RECORDS READ:                      69
NUMBER OF COMMENT RECORDS READ:                   8
TOTAL NUMBER OF MASTER FILE RECORDS READ:       162
NUMBER OF CONTROL CARDS READ:                     2

NUMBER OF ABORT MESSAGES:                         0
NUMBER OF DISASTER MESSAGES:                      0
NUMBER OF ERROR MESSAGES:                         0
```

Figure PST33-2. Sample Output (Page 1 of 2)

| STATE | COUNTY | AQCR | PLANT | POINT | POLLUTANT 11101 | POLLUTANT 42401 |
|---|---|---|---|---|---|---|
| 18 | 0060 | 224 | 0003 | -TOTAL- | 814 | 452 |
| 18 | 0060 | 224 | -TOTAL- | | 821 | 453 |
| 18 | 0060 | -TOTAL- | | | 821 | 453 |
| 18 | -TOTAL- | | | | 954 | 558 |
| 34 | 0040 | 203 | 0001 | -TOTAL- | 12 | 24 |
| 34 | 0040 | 203 | 0002 | -TOTAL- | 0 | 0 |
| 34 | 0040 | 203 | 0003 | -TOTAL- | 1 | 10 |
| 34 | 0040 | 203 | 0004 | -TOTAL- | 0 | 0 |
| 34 | 0040 | 203 | 0005 | -TOTAL- | 46 | 156 |
| 34 | 0040 | 203 | 0006 | -TOTAL- | 0 | 0 |
| 34 | 0040 | 203 | 0007 | -TOTAL- | 0 | 0 |
| 34 | 0040 | 203 | 0008 | -TOTAL- | 0 | 0 |
| 34 | 0040 | 203 | -TOTAL- | | 59 | 190 |
| 34 | 0040 | -TOTAL- | | | 59 | 190 |
| 34 | -TOTAL- | | | | 59 | 190 |

Figure PST33-2 - continued. Sample Output (Page 2 of 2)

EIS/PS Test 34 - Ad Hoc

Produce a Multipollutant Summary Report in the AQCR Format

In this test run, a multipollutant summary report is generated in the AQCR format using the cataloged procedure EPRPM40 which executes PRPPSUM (EP0240), the master file multipollutant summary report program. For a description of this program, refer to Test 32.

The run stream for this test run contains the JCL needed to generate a multipollutant summary report. This run stream is shown in Figure PST34-1 and the sample output produced by this test run is shown in Figure PST34-2.

In the run stream a substitutable parameter is used to specify the input master file as EPMSTR2 (created in Test 5). The DD (data definition) information for the input option card file is also supplied in the run stream.

The options coded on the type-1 control card indicate that the emissions for six pollutant ID's are to be reported and that the date, 09/10/80, will be printed at the top of each report page. Three of the six pollutant headings are supplied using the type-2 and type-3 control cards. The remaining three headings are generated by PRPPSUM (EP0240) since they are not supplied on the control cards. The option specified on the type-5 card is AQCR; thus, the multipollutant summary report will be generated in the AQCR format.

```
//PSTEST34 JOB   (ACCOUNTING INFO)
//*
//*   PRODUCE A MULTI-POLLUTANT SUMMARY REPORT
//*   WITH THE AQCR OPTION
//*
//TEST34 EXEC FPRPM40,
//       MSTRFIL=EPMSTR2
//*
//*   GENERATE THE REPORT FOR THE 5 CRITERIA POLLUTANTS,
//*   PLUS U-235
//*
//REPORT.OPTION DD *
11101 42101 42401 42602 11337 43101                                  09/10/80        1
SUSPENDED PARTICULA                        SULFUR    DIOXIDE                         2
URANIUM   -235                                                                       3
AQCR                                                                                 5
/*
```

Figure PST34-1. Run Stream

```
PROGRAM NAME: PRPPSUM (EP0240)
REVISION LEVEL: 1-00
LAST UPDATE #: P-2
DATE INCORPORATED: SEPTEMBER 1, 1980

    OPTIONS IN EFFECT:

        REPORT DATE IS:     09/10/80

        EMISSION TOTALS TO BE GENERATED ARE: AQCR

        POLLUTANTS SUMMARIZED ARE: 11101 42101 42401 42602 11337 43101

        HEADINGS SUPPLIED BY USER ARE:
             SUSPENDED            SULFUR                 URANIUM
             PARTICULA POLLUTANT DIOXIDE   POLLUTANT -235      POLLUTANT


NUMBER OF PLANT RECORDS READ:                      33
NUMBER OF POINT RECORDS READ:                      56
NUMBER OF SCC RECORDS READ:                        75
NUMBER OF COMMENT RECORDS READ:                     8
TOTAL NUMBER OF MASTER FILE RECORDS READ:         172
NUMBER OF CONTROL CARDS READ:                       4

NUMBER OF ABORT MESSAGES:                           0
NUMBER OF DISASTER MESSAGES:                        0
NUMBER OF ERROR MESSAGES:                           0
```

Figure PST34-2. Sample Output (Page 1 of 2)

DATE: 09/10/80 THE EIS/PS MULTIPOLLUTANT SUMMARY REPORT PAGE

| STATE | COUNTY | AGCR | PLANT | POINT | SUSPENDED PARTICULA 11101 | POLLUTANT 42101 | SULFUR DIOXIDE 42401 | POLLUTANT 42602 | URANIUM -235 11337 | POLLUTANT 43101 |
|---|---|---|---|---|---|---|---|---|---|---|
| 06 | 1960 | 053 | -TOTAL- | | 251 | 660 | 0 | 0 | 0 | 230 |
| 06 | 1960 | -TOTAL- | | | 251 | 660 | 0 | 0 | 0 | 230 |
| 06 | 2004 | 053 | -TOTAL- | | 430 | 660 | 0 | 0 | 0 | 230 |
| 06 | 2004 | -TOTAL- | | | 430 | 660 | 0 | 0 | 0 | 230 |
| 06 | -TOTAL- | | | | 681 | 1320 | 0 | 0 | 0 | 460 |
| 08 | 0008 | 240 | -TOTAL- | | 0 | 0 | 2 | 0 | 0 | 0 |
| 08 | 0008 | -TOTAL- | | | 0 | 0 | 2 | 0 | 0 | 0 |
| 08 | 0080 | 240 | -TOTAL- | | 18 | 0 | 0 | 0 | 0 | 1 |
| 08 | 0080 | -TOTAL- | | | 18 | 0 | 0 | 0 | 0 | 1 |
| 08 | 0120 | 240 | -TOTAL- | | 55 | 0 | 815 | 126 | 0 | 0 |
| 08 | 0120 | -TOTAL- | | | 55 | 0 | 815 | 126 | 0 | 0 |
| 08 | -TOTAL- | | | | 73 | 0 | 817 | 126 | 0 | 1 |
| 18 | 0040 | 224 | -TOTAL- | | 133 | 4 | 105 | 34 | 0 | 3 |
| 18 | 0040 | -TOTAL- | | | 133 | 4 | 105 | 34 | 0 | 3 |
| 18 | 0060 | 224 | -TOTAL- | | 821 | 14 | 453 | 101 | 0 | 7 |
| 18 | 0060 | -TOTAL- | | | 821 | 14 | 453 | 101 | 0 | 7 |

Figure PST34-2 - continued. Sample Output (Page 2 of 2)

## EIS/PS Test 35 - Ad Hoc

### Produce a Multipollutant Summary Report in the County Format

In this test run, a multipollutant summary report is generated in the county format using the cataloged procedure EPRPM40 which executes PRPPSUM (EP0240), the master file multipollutant summary report program. For a description of this program, refer to Test 32.

The run stream for this test run contains the JCL needed to generate a multipollutant summary report. This run stream is shown in Figure PST35-1 and the sample output produced by this test run is shown in Figure PST35-2.

In the run stream a substitutable parameter is used to specify the input master file as EPMSTR4 (created in Test 9). The DD (data definition) information for the input option card file is also supplied in the run stream.

The options coded on the type-1 control card indicate that the emissions for the pollutant ID's 42101, 42401, 42602, and 43101 are to be reported and that the date September 10, 1980, will be printed at the top of each report page. All of the headings for the pollutant ID's are supplied using the type-2 and type-3 control cards. The option specified on the type-5 card is COUNTY; thus, the multipollutant summary report will be generated in the county format.

```
//PSTEST35 JOB   (ACCOUNTING INFO)
//*
//*   PRODUCE A MULTI-POLLUTANT SUMMARY REPORT USING
//*   THE COUNTY OPTION
//*
//TEST35 EXEC FPRPM40,
//       MSTRFIL=FPMSTR4
//*
//*   GENERATE THE REPORT FOR 4 OF THE 5 CRITERIA POLLUTANTS
//*
//REPORT.OPTION DD *
42101 42401 42602 43101                                    SEPT. 10, 1980      1
   CO                  SO2                  NO2                  HC            2
COUNTY                                                                         5
/*
```

Figure PST35-1. Run Stream

```
PROGRAM NAME: PRPPSUM (EP0240)
REVISION LEVEL: 1-00
LAST UPDATE #: P-2
DATE INCORPORATED: SEPTEMBER 1, 1980

    OPTIONS IN EFFECT:

        REPORT DATE IS: SEPT. 10, 1980

        EMISSION TOTALS TO BE GENERATED ARE: COUNTY

        POLLUTANTS SUMMARIZED ARE: 42101 42401 42602 43101

        HEADINGS SUPPLIED BY USER ARE:
                CO        SO2        NO2        HC


NUMBER OF PLANT RECORDS READ:                      33
NUMBER OF POINT RECORDS READ:                      56
NUMBER OF SCC RECORDS READ:                        75
NUMBER OF COMMENT RECORDS READ:                    11
TOTAL NUMBER OF MASTER FILE RECORDS READ:         175
NUMBER OF CONTROL CARDS READ:                       3

NUMBER OF ABORT MESSAGES:                           0
NUMBER OF DISASTER MESSAGES:                        0
NUMBER OF ERROR MESSAGES:                           0
```

Figure PST35-2. Sample Output (Page 1 of 2)

DATE: SEPT. 10, 1980 THE EIS/PS MULTIPOLLUTANT SUMMARY REPORT PAGE

| STATE | COUNTY | AQCR | PLANT | POINT | CO 42101 | SO2 42401 | NO2 42602 | HC 43101 |
|---|---|---|---|---|---|---|---|---|
| 06 | 1960 | -TOTAL- | | | 430 | 0 | 0 | 1280 |
| 06 | 2004 | -TOTAL- | | | 200 | 0 | 0 | 0 |
| 06 | -TOTAL- | | | | 630 | 0 | 0 | 1280 |
| 08 | 0008 | -TOTAL- | | | 0 | 2 | 0 | 0 |
| 08 | 0080 | -TOTAL- | | | 0 | 0 | 0 | 1 |
| 08 | 0120 | -TOTAL- | | | 0 | 815 | 126 | 0 |
| 08 | -TOTAL- | | | | 0 | 817 | 126 | 1 |
| 18 | 0040 | -TOTAL- | | | 4 | 105 | 34 | 3 |
| 18 | 0060 | -TOTAL- | | | 14 | 453 | 101 | 7 |
| 18 | -TOTAL- | | | | 18 | 558 | 135 | 10 |
| 34 | 0040 | -TOTAL- | | | 7 | 190 | 62 | 2 |
| 34 | -TOTAL- | | | | 7 | 190 | 62 | 2 |

Figure PST35-2 - continued. Sample Output

(Page 2 of 2)

EIS/PS Test 36 - Ad Hoc

Produce a Multipollutant Summary Report in the State Format

In this test run, a multipollutant summmary report is generated in the state format using the cataloged procedure EPRPM40 which executes PRPPSUM (EP0240), the master file multipollutant summary report program. For a description of this program, refer to Test 32.

The run stream of this test run contains the JCL needed to generate a multipollutant summary report. This run stream is shown in Figure PST36-1 and the sample output produced by this test run shown in Figure PST36-2.

In the run stream a substitutable parameter is used to specify the input master file as EPMSTR3 (created in Test 6). The DD (data definition) information for the input option card file is also supplied in the run stream.

The options coded on the type-1 control card indicate that the emissions for the five criteria pollutants are to be reported and that the date, 09/10/80, will be printed at the top of each report page. All of the headings for the pollutant ID's are supplied using the type-2 and type-3 control cards. The option specified on the type-5 card is STATE; thus, the multipollutant summary report will be generated in the state format.

```
//PSTEST36 JOB   (ACCOUNTING INFO)
//*
//*   PRODUCE A MULTI-POLLUTANT SUMMARY REPORT
//*   USING THE STATE OPTION
//*
//TEST36 EXEC EPRPM40,
//       MSTRFIL=FPMSTR3
//*
//*   GENERATE THE REPORT FOR THE 5 CRITERIA POLLUTANTS
//*
//REPORT.OPTION DD *
11101 42101 42401 42602 43101                                  09/10/80          1
            TSP                    CO                  SO2                  NO2   2
             HC                                                                  3
STATE                                                                            5
/*
```

Figure PST36-1. Run Stream

```
PROGRAM NAME: PRPPSUM (EP0240)
REVISION LEVEL: 1-00
LAST UPDATE #: P-2
DATE INCORPORATED: SEPTEMBER 1, 1980

    OPTIONS IN EFFECT:

        REPORT DATE IS: 09/10/80

        EMISSION TOTALS TO BE GENERATED ARE: STATE

        POLLUTANTS SUMMARIZED ARE: 11101 42101 42401 42602 43101

        HEADINGS SUPPLIED BY USER ARE:

               TSP        CO        SO2       NO2        HC


NUMBER OF PLANT RECORDS READ:                      33
NUMBER OF POINT RECORDS READ:                      56
NUMBER OF SCC RECORDS READ:                        75
NUMBER OF COMMENT RECORDS READ:                     8
TOTAL NUMBER OF MASTER FILE RECORDS READ:         172
NUMBER OF CONTROL CARDS READ:                       4

NUMBER OF ABORT MESSAGES:                           0
NUMBER OF DISASTER MESSAGES:                        0
NUMBER OF ERROR MESSAGES:                           0
```

Figure PST36-2. Sample Output (Page 1 of 2)

DATE: 09/10/80 THE EIS/PS MULTIPOLLUTANT SUMMARY REPORT PAGE

| STATE | COUNTY | AQCR | PLANT | POINT | TSP 11101 | CC 42101 | SO2 42401 | NO2 42602 | HC 43101 |
|---|---|---|---|---|---|---|---|---|---|
| 06 | -TOTAL- | | | | 681 | 1320 | 0 | 0 | 460 |
| 08 | -TOTAL- | | | | 73 | 0 | 817 | 126 | 1 |
| 18 | -TOTAL- | | | | 954 | 18 | 558 | 135 | 10 |
| 34 | -TOTAL- | | | | 59 | 7 | 190 | 62 | 2 |

Figure PST36-2 - continued. Sample Output (Page 2 of 2)

## APPENDIX A

## CROSS-REFERENCE OF TESTS, PROCEDURES, AND PROGRAMS

| Test | Procedures | Programs |
|---|---|---|
| 1 | EPEME20 | PSRNEEF (EP0010) |
| | | PCVNEEF (EP0020) |
| | | PSREFTR (EP0030) |
| | | PEMEFAC (EP0040) |
| | EPRPE10 | PRPEFAC (EP0230) |
| 2 | EPEME20 | PSRNEEF (EP0010) |
| | | PCVNEEF (EP0020) |
| | | PSREFTR (EP0030) |
| | | PEMEFAC (EP0040) |
| 3 | EPEME10 | PSREFTR (EP0030) |
| | | PEMEFAC (EP0040) |
| | EPRPE10 | PRPEFAC (EP0230) |
| 4 | EPFMM20 | PSRNETR (EP0050) |
| | | PCENETR (EP0060) |
| | | PSREFIN (EP0090) |
| | | PMSEFIN (EP0100) |
| | | PSRINTR (EP0110) |
| | | PFMMSTR (EP0120) |
| 5 | EPEMM10 | PSRMFTR (EP0070) |
| | | PEDMSTR (EP0080) |
| | | PSREFIN (EP0090) |
| | | PMSEFIN (EP0100) |
| | | PSRINTR (EP0110) |
| | | PFMMSTR (EP0120) |
| | EPRPM30 | PRPDUMP (EP0220) |
| 6 | EPRPM10 | PRPENTR (EP0200) |
| 7 | EPMSM10 | PMSEFGN (EP0130) |
| | | PSREFIN (EP0090) |
| | | PMSEFIN (EP0100) |
| 8 | EPEDT10 | PSRMFTR (EP0070) |
| | | PEDMSTR (EP0080) |

| Test | Procedures | Programs |
|---|---|---|
| 9 | EPMST20 | PMSTCON (EP0190) |
| | EPFMM10 | PSRINTR (EP0110) |
| | | PFMMSTR (EP0120) |
| | EPRPM20 | PRPMSTR (EP0210) |
| 10 | EPRTM30 | PRTLNGP (EP0140) |
| | | PRTGENR (EP0150) |
| | EPRPM30 | PRPDUMP (EP0220) |
| 11 | EPRPM10 | PRPENTR (EP0200) |
| 12 | EPRPM50 | PRPEPRJ (EP0250) |
| 13 | EPRTM10 | PRTLNGP (EP0140) |
| | EPRTM20 | PRTGENR (EP0150) |
| 14 | EPRPM20 | PRPMSTR (EP0210) |
| 15 | EPSRM30 | PSRLNGP (EP0160) |
| | | PSRGENR (EP0170) |
| 16 | EPEME10 | PSREFTR (EP0030) |
| | | PEMEFAC (EP0040) |
| 17 | EPCET10 | PSRNETR (EP0050) |
| | | PCENETR (EP0060) |
| 18 | EPEDT10 | PSRMFTR (EP0070) |
| | | PEDMSTR (EP0080) |
| 19 | EPMST20 | PMSTCON (EP0190) |
| | EPFMM10 | PSRINTR (EP0110) |
| | | PFMMSTR (EP0120) |
| 20 | EPMST10 | PSREFIN (EP0090) |
| | | PMSEFIN (EP0100) |
| 21 | EPRPM50 | PRPEPRJ (EP0250) |
| 22 | EPRPM50 | PRPEPRJ (EP0250) |
| 23 | EPRPM60 | PRTQLED (EP0260) |
| | | PRTQLEX (EP0270) |
| | | PRPQUIK (EP0280) |
| | EPRPM20 | PRPMSTR (EP0210) |
| 24 | EPRPM60 | PRTQLED (EP0260) |
| | | PRTQLEX (EP0270) |
| | | PRPQUIK (EP0280) |

| Test | Procedures | Programs |
|---|---|---|
| 25 | EPRPM70 | PRTQLED (EP0260) |
| | | PRTQLEX (EP0270) |
| | | PRPTURN (EP0290) |
| 26 | EPRTM40 | PRTQLED (EP0260) |
| | | PRTQLEX (EP0270) |
| | EPRPM30 | PRPDUMP (EP0220) |
| 27 | EPRTM30 | PRTLNGP (EP0140) |
| | | PRTGENR (EP0150) |
| | EPRPM60 | PRTQLED (EP0260) |
| | | PRTQLEX (EP0270) |
| | | PRPQUIK (EP0280) |
| 28 | EPRTM30 | PRTLNGP (EP0140) |
| | | PRTGENR (EP0150) |
| | EPRPM30 | PRPDUMP (EP0220) |
| 29 | EPRTM30 | PRTLNGP (EP0140) |
| | | PRTGENR (EP0150) |
| | EPRPM20 | PRPMSTR (EP0210) |
| 30 | EPMSM10 | PMSEFGN (EP0130) |
| | | PSREFIN (EP0090) |
| | | PMSEFIN (EP0100) |

| Procedure | Tests |
|---|---|
| EPCET10 | 17 |
| EPEDT10 | 8, 18 |
| EPEME10 | 3, 16 |
| EPEME20 | 1, 2 |
| EPEMM10 | 5 |
| EPFMM10 | 9, 19 |
| EPFMM20 | 4 |
| EPMSM10 | 7, 30 |
| EPMST10 | 20 |
| EPMST20 | 9, 19 |
| EPRPE10 | 1, 3 |
| EPRPM10 | 6, 11 |
| EPRPM20 | 9, 14, 23, 29 |
| EPRPM30 | 5, 10, 26, 28 |
| EPRPM50 | 12, 21, 22 |
| EPRPM60 | 23, 24 |
| EPRPM70 | 25 |
| EPRTM10 | 13 |
| EPRTM20 | 13 |
| EPRTM30 | 10, 28, 29 |
| EPRTM40 | 26 |
| EPSRM30 | 15 |

| Program | Tests |
|---|---|
| PCENETR (EP0060) | 4, 17 |
| PCVNEEF (EP0020) | 1, 2 |
| PEDMSTR (EP0080) | 5, 8, 18 |
| PEMEFAC (EP0040) | 1, 2, 3, 16 |
| PFMMSTR (EP0120) | 4, 5, 9, 19 |
| PMSEFGN (EP0130) | 7, 30 |
| PMSEFIN (EP0100) | 4, 5, 7, 20, 30 |
| PMSTCON (EP0190) | 9, 19 |
| PRPDUMP (EP0220) | 5, 10, 26, 28 |
| PRPEFAC (EP0230) | 1, 3 |
| PRPENTR (EP0200) | 6, 11 |
| PRPEPRJ (EP0250) | 12, 21, 22 |
| PRPMSTR (EP0210) | 9, 14, 23, 29 |
| PRPQUIK (EP0280) | 23, 24 |
| PRPTURN (EP0290) | 25 |
| PRTGENR (EP0150) | 10, 13, 28, 29 |
| PRTLNGP (EP0140) | 10, 13, 28, 29 |
| PRTQLED (EP0260) | 23, 24, 25, 26 |
| PRTQLEX (EP0270) | 23, 24, 25, 26 |
| PSREFIN (EP0090) | 4, 5, 7, 20, 30 |
| PSREFTR (EP0030) | 1, 2, 3, 16 |
| PSRGENR (EP0170) | 15 |
| PSRINTR (EP0110) | 4, 5, 9, 19 |
| PSRLNGP (EP0160) | 15 |

| Program | Tests |
| --- | --- |
| PSRMFTR (EP0070) | 5, 8, 18 |
| PSRNEEF (EP0010) | 1, 2 |
| PSRNETR (EP0050) | 4, 17 |

## TECHNICAL REPORT DATA
*(Please read Instructions on the reverse before completing)*

| | | |
|---|---|---|
| 1. REPORT NO. EPA 450/4-80-019 | 2. | 3. RECIPIENT'S ACCESSION NO. |
| 4. TITLE AND SUBTITLE Emissions Inventory System/Point Source (EIS/PS) Test Run Series Documentation | | 5. REPORT DATE October 1980 |
| | | 6. PERFORMING ORGANIZATION CODE |
| 7. AUTHOR(S) The Research Triangle Institute Operations Analysis Division, Research Triangle Park, NC 27709 | | 8. PERFORMING ORGANIZATION REPORT NO. |
| 9. PERFORMING ORGANIZATION NAME AND ADDRESS Office of Air Quality Planning and Standards Monitoring and Data Analysis Division Research Triangle Park, North Carolina 27711 | | 10. PROGRAM ELEMENT NO. |
| | | 11. CONTRACT/GRANT NO. 68-02-3011 |
| 12. SPONSORING AGENCY NAME AND ADDRESS U. S. Environmental Protection Agency Office of Air, Noise, and Radiation Office of Air Quality Planning and Standards Research Triangle Park, North Carolina 27711 | | 13. TYPE OF REPORT AND PERIOD COVERED |
| | | 14. SPONSORING AGENCY CODE |

15. SUPPLEMENTARY NOTES

16. ABSTRACT

This manual documents the EIS/PS test run series and replaces the Air Pollution Training Institute Manual 475, Comprehensive Data Handling System, Volume 1, Emission Inventory Subsystem/Permits and Registration (EIS/P&R).

The test run series is divided into two major areas: basic test runs and ad hoc test runs. The basic test runs exercise each program in EIS/PS at least once and provide the user with a means of determining whether or not his installation of EIS/PS has been successful.

The ad hoc test runs further exercise the capabilities of the EIS/PS programs. The ad hoc test runs also provide the user with examples of how various combinations of EIS/PS programs may be used to generate certain reports or to accomplish special tasks. Any programs added to the original EIS/PS system are exercised by ad hoc test runs.

The EIS/PS User's Guide should be used as a reference in conjunction with this manual. Appendix A of this manual provides a cross-reference of tests, procedures, and programs.

17. KEY WORDS AND DOCUMENT ANALYSIS

| a. DESCRIPTORS | b. IDENTIFIERS/OPEN ENDED TERMS | c. COSATI Field/Group |
|---|---|---|
| Computer Programs<br>Computer Software<br>Data Processing<br>Air Pollution<br>Data Handling<br>Computer System Programs<br>Data Base Management System<br>Distributed Processing | CDHS<br>EIS/PS<br>NEDS<br>Atmospheric Pollution<br>System Installation<br>System Testing | |

| | | |
|---|---|---|
| 18. DISTRIBUTION STATEMENT Unlimited | 19. SECURITY CLASS *(This Report)* Unclassified | 21. NO. OF PAGES 365 |
| | 20. SECURITY CLASS *(This page)* Unclassified | 22. PRICE |

EPA Form 2220-1 (9-73)