WOOD PRESERVING RESOURCE CONSERVATION AND RECOVERY ACT COMPLIANCE GUIDE

A GUIDE TO FEDERAL ENVIRONMENTAL REGULATION

JUNE 1996

Office of Compliance
Office of Enforcement and Compliance Assurance
U.S. Environmental Protection Agency
401 M Street, SW (MC 2221-A)
Washington, DC 20460

EPA-305-B-96-001

*******IMPORTANT NOTICE*******

This document attempts to explain in one place the sometimes complex Federal requirements that wood preserving facilities are subject to under the Resource Conservation and Recovery Act (RCRA). This guidance document should not be interpreted as providing changes to existing regulations. It is intended only as a clarification of existing regulations. Furthermore, because the Guide is designed to summarize, in plain English, the applicable regulations and to provide additional information sources, it is not a substitute for regulations published in the Code of Federal Regulations (CFR). In order to further simplify the additional Federal regulations that apply to these facilities, background information on the industry and summaries of other environmental statutes that effect this industry are included.

This document was prepared by EPA contractor Booz·Allen & Hamilton Inc. in close consultation with an ad hoc task force composed of EPA and State inspectors. The document responds to questions raised by industry personnel via the American Wood Preservers Institute. It has been reviewed by the Association of State and Territorial Solid Waste Management Officials (ASTSWMO) and industry representatives associated with the American Wood Preservers Institute.

This Guide is an outgrowth of the U.S. EPA's Office of Compliance Sector Guide Project. During the project, a series of 18 profiles on various industry sectors (as defined by two digit Standard Industrial Codes) was developed containing information of general interest. The EPA document numbers of the profiles range from EPA/310-R-95-001 to EPA/310-R-95-018. This Guide, which is in extension of the Profile of the Lumber and Wood Products Industry (EPA/310-R-95-006), contains detailed information on the Wood Preserving Industry (SIC 2491). The goals of the Guide are to provide environmental professionals with useful information specific to the wood preserving industry, such as process descriptions and the geographic distribution of the industry, and to address in plain-English many of the regulatory interpretation questions that arose out of the RCRA drip pad standards and hazardous waste listings.

Cover photo courtesy of Universal Forest Products, Inc.

The document can be purchased from the Superintendent of Documents, U.S. Government Printing Office.

All telephone orders should be directed to:

Superintendent of Documents
U.S. Government Printing Office
Washington, DC 20402
Phone (202) 512-1800
Fax (202) 512-2250
8:00 a.m. to 4:30 p.m., EST, M-F

(GPO Stock number: 055-000-00552-4)

All mail orders should be directed to:

U.S. Government Printing Office
P.O. Box 371954
Pittsburgh, PA 15250-7954

(See order form on last page of this document)

Complimentary volumes are available to certain groups or subscribers, such as public and academic libraries, Federal, State, local, and foreign governments, and the media.

Electronic versions of the Guide are available on the EPA Enviroene Bulletin Board and via Internet on the Enviroene World Wide Web. Downloading procedures are described in Appendix A of this document.

Comments or questions about this Guide should be addressed to:

U.S. Environmental Protection Agency
Wood Products Contact
Manufacturing Energy and Transportation Division (2223A)
401 M Street S.W.
Washington, D.C. 20460
Phone (202) 564-2300

U.S. EPA would like to thank the many individuals from industry and government and especially the participants on the EPA/State Wood Preserving Task Force and the American Wood Preservers Institute RCRA Task Force for generously donating their time and expertise reviewing this Guide. EPA recognizes that not all of those who reviewed the Guide agree with all of its content.

Wood Preserving Compliance Task Force Members

State Agency Representatives		Phone
Yen Bao	Virginia	(804) 698-4403
Penny Brown	West Virginia	(304) 256-6850
Gary Calaba	Oregon	(503) 229-6534
Karen Cates	Florida	(904) 448-4320 ext. 368
Martin Herrick	Wisconsin	(608) 266-5798
Vonnie Kallemeyen	South Dakota	(605) 773-3153
Viki Leuba	Washington	(509) 625-5179
Jim McNamara	Georgia	(404) 657-8657
Andy Slusarski	Maine	(207) 287-2651

U.S. EPA Representatives		
Anthony Carrell	Headquarters	(703) 308-0458
Mike Fagan	Region X	(206) 553-6646
Bart George	Region II	(206) 637-3192
Bill Hamele	Headquarters	(202) 564-4012
Seth Heminway	Headquarters	(202) 564-7017
Bruce Long	Region X-Oregon	(503) 326-3686
Dan Patulski	Region V	(312) 886-0656
Bill Rothenmeyer	Region VIII	(303) 312-6045
Ron Shannon	Region VI	(214) 665-2282
Mike Silverman	Region X-Idaho	(208) 334-9389
Anna Torgrimson	Region IV	(207) 287-2651

Amercian Wood Preservers Institute Compliance Task Force

Gene Bartlow
President
American Wood Preservers Institute
1945 Old Gallows Rd. Suite 150
Vienna, VA 22182
(703) 893-4005

Scott Conklin
Director of Wood Preservation
Universal Forest Products
2801 East Beltline N.E.
Grand Rapids, MI 49505
(616) 365-1563

Nick Bock
Manager, Environmental Affairs and
Regulatory Compliance
Kerr-McGee Chemical Corp.
P.O. Box 25861
Oklahoma City, OK 73125
(405) 270-2394

Mr. Martin Rollins
President
H. Martin Rollins Company
P.O. Box 3471
Gulfport, MS 39505
(601) 832-1738

Steve Smith
Environmental Manager
Koppers Industries, Inc.
326 Seventh Ave.
Pittsburgh, PA 15219-1800
(412) 227- 2677

Ross Worsham
Senior Environmental Engineer
Atlantic Wood Industries Inc.
P.O. 1608
Savannah, GA 31402
(912) 964-1234

Table of Contents

SECTION 1 - INTRODUCTION 1-1

Intended Audience 1-2

Scope of the Compliance Guide 1-2

Potential for Increased State Stringency 1-3

Using this Guide 1-3

References to Regulation 1-3

SECTION 2 - OVERVIEW OF THE WOOD PRESERVING INDUSTRY 2-1

Industry Overview 2-1

Surface Protection versus Wood Treatment 2-1

Geographic Distribution of Wood Preserving 2-2

Wood Preserving Process 2-4

Oil-Borne Processes 2-5

Water-Borne Processes 2-8

Environmental Concerns Associated with Wood Preserving Wastes 2-10

Health Concerns Associated with Wood Preserving Industry 2-10

Health Precautions for Plant Personnel 2-12

SECTION 3 - GENERAL OVERVIEW OF RCRA 3-1

Introduction 3-1

Why the RCRA Program was Developed 3-1

RCRA Program Goals 3-2

RCRA Subtitle C 3-3

Identification Of Hazardous Waste 3-3

Hazardous Waste Under RCRA 3-4

Characteristic Wastes 3-4

Table of Contents (Continued)

Listed Wastes 3-5

Hazardous Waste Mixtures 3-7

Contaminated Media 3-8

Derived-from Hazardous Waste 3-8

Acutely Hazardous Waste 3-9

Generators Of Hazardous Waste 3-9

Episodic Generation 3-11

Hazardous Waste Counting 3-11

General RCRA Requirements for Generators of Hazardous Waste 3-13

EPA Identification Number 3-13

Pre-Transport Requirements 3-14

Accumulation Requirements 3-14

Large Quantity Generators 3-14

Treatment in Generator Accumulation Units 3-15

RCRA Air Emission Standards 3-15

Small Quantity Generators 3-15

Conditionally Exempt Small Quantity Generators 3-16

Satellite Accumulation 3-17

Storage Requirements 3-18

Combined Use of Drip Pads, Containers, and Tanks/Sumps at Wood Preserving Facilities 3-19

Manifest Requirements 3-20

Personnel Training 3-21

Contingency Plans 3-21

Recordkeeping and Reporting Requirements 3-22

Table of Contents (Continued)

Land Disposal Restrictions 3-24
Waste Subject to LDR Requirements 3-26
RCRA Permitting 3-26
Permit Exemptions 3-27
Permitting Standards 3-27
Permit Applications 3-28
Wood Preserving Facilities and Permits 3-29
Closure Requirements at Permitted Facilities 3-29
Post-Closure Requirements 3-30
Closure of Wood Preserving Facilities 3-30
Underground Storage Tanks 3-31
State Authorization 3-32

SECTION 4 - RCRA WASTE GENERATED BY WOOD PRESERVING 4-1

Introduction 4-1
Health Concerns of Wood Preserving Wastes 4-1
Wastewater 4-3
Process Residuals 4-4
Drippage and Process Residuals 4-5
Contaminated Clothing and Other Materials 4-5
Hazardous Wastes Generated by Wood Preserving Operations 4-6
Exclusions from the Definition of Solid Waste 4-9
Closed Loop Recycling 4-9
Direct Use/Reuse 4-10
Reclaimed Spent Wood Preserving Solutions 4-11

Table of Contents (Continued)

Wood Preserving State Authorization Issues 4-14

Pollution Prevention Opportunities 4-17

Pollution Prevention Case Study 4-19

Frequently Asked Questions 4-20

SECTION 5 - DRIP PADS 5-1

Introduction 5-1

New vs. Existing Drip Pads 5-2

Drip Pad Design Standards 5-2

Sealed Drip Pads 5-6

Drip Pad Liners 5-6

Leak Detection Systems 5-7

Liquid Collection Systems 5-7

Run-on and Run-off Control 5-8

Drip Pad Operation 5-8

Temporary Accumulation of Hazardous Waste on Drip Pads 5-9

Assessment of Drip Pad Integrity 5-10

Existing Drip Pads 5-10

New Drip Pads 5-12

Inspections 5-13

The Operating Log 5-14

Releases of Hazardous Waste from Drip Pads 5-15

Contingency Plans 5-16

Closure of Drip Pads 5-17

Frequently Asked Questions 5-17

Table of Contents (Continued)

SECTION 6 - STORAGE YARDS 6-1

Introduction 6-1

Stormwater Run-off in Storage Yards 6-2

SECTION 7 - TANKS AND SUMPS 7-1

Introduction 7-1

New vs. Existing Tanks 7-2

Assessment of Existing Tanks 7-2

Assessment of New Tanks 7-3

Corrosion Protection 7-3

Leak Detection and Secondary Containment 7-4

Leak Detection Systems 7-5

Secondary Containment Devices 7-5

Exemption from Secondary Containment Requirement 7-6

Secondary Containment for Ancillary Equipment 7-6

Operating and Maintenance Requirements 7-7

Inspections 7-7

Response to Releases 7-8

Closure 7-8

Underground Storage Tanks 7-9

SECTION 8 - ADDITIONAL STATUTORY REQUIREMENTS 8-1

Clean Water Act 8-1

NPDES Program 8-1

Stormwater Discharges 8-2

Pretreatment Program 8-3

Table of Contents (Continued)

Federal Insecticide, Fungicide, and Rodenticide Act 8-4

Clean Air Act 8-5

Comprehensive Environmental Response, Compensation and Liability Act 8-8

Emergency Planning and Community Right-to-Know Act 8-9

Safe Drinking Water Act 8-11

Hazardous Materials Transportation Act 8-12

Pollution Prevention Act 8-13

Toxic Substances Control Act 8-13

List of Exhibits

Exhibit 1	Geographic Distribution of Wood Preserving Facilities	2-2
Exhibit 2	Industry Facility Size Distribution - 1992	2-3
Exhibit 3	Wood Preserving Facility Process Schematic (oil-borne preservative)	2-7
Exhibit 4	Wood Preserving Facility Process Schematic (water-borne preservative)	2-9
Exhibit 5	Hazardous Waste Identification	3-7
Exhibit 6	Code of Hazardous Waste Counting	3-12
Exhibit 7	Requirements for Wood Preserving Facilities that are Generators of RCRA Hazardous Waste	3-23,24
Exhibit 8	Relationship Between State Authorization Status and HSWA/Non-HSWA Rulemakings	3-34
Exhibit 9	Wood Preserving Process Inputs and Pollution Outputs	4-2
Exhibit 10	Hazardous Waste Generated at Wood Preserving Facilities	4-7
Exhibit 11	Wood Preserving Hazardous Waste Code Identification Table	4-8
Exhibit 12	Codes of Hazardous Waste Identification for the Wood Preserving Industry	4-13
Exhibit 13	State Authorization/Delegation of RCRA Wood Preserving Rules	4-15
Exhibit 14	Side View of Typical Drip Pad	5-5
Exhibit 15	Front View of Typical Drip Pad	5-5
Exhibit 16	Drip Pad Construction and Certification Requirements	5-13
Exhibit 17	Responding to Drip Pad Cracks	5-14

List of Appendices

Appendix A	Instructions on Electronic Access to this Guide
Appendix B	Contact Lists
Appendix C	Facility Checklist - RCRA Recordkeeping and Reporting Requirements for Wood Preserving Facilities
Appendix D	Subpart W (Drip Pad) Checklist
Appendix E	Tank Systems Checklist for Generators (Subpart J)
Appendix F	Facility Checklist - Other Laws

List of Acronyms

ACA	Ammonical Copper Arsenate
ACC	Acid Copper Chromate
ACQ	Ammonical Copper Quat
ACZA	Ammonical Copper Zinc Arsenate
ARARs	Applicable or Appropriate Requirements
ASTSWMO	Association of State and Territorial Solid Waste Management Officials
AWPI	American Wood Preservers Institute
CAA	Clean Air Act
CAP	Consumer Awareness Program
CBA	Copper Azole
CC	Ammonical Copper Citrate
CCA	Chromated Copper Arsenate
CDDC	Copper Dimethyldithiocarbomate
CERCLA	Comprehensive Environmental Response, Compensation, and Liability Act (commonly known as Superfund)
CFR	Code of Federal Regulations
CIS	Consumer Information Sheet
CWA	Clean Water Act
DOT	U.S. Department of Transportation
EHS	Extremely Hazardous Substance
EPA	U.S. Environmental Protection Agency
EPCRA	Emergency Planning and Community Right-to-Know Act
FIFRA	Federal Insecticide, Fungicide, and Rodenticide Act
FR	Federal Register
HAPs	Hazardous Air Pollutants
HSWA	Hazardous and Solid Waste Amendments (to RCRA)
LDR	Land Disposal Restrictions
LEPC	Local Emergency Planning Committee
LQG	Large Quantity Generator
MSDS	Material Safety Data Sheet

NESHAPs	National Emission Standards for Hazardous Air Pollutants
NFPA	National Fire Protection Association
NIOSH	National Institute for Occupational Safety and Health
NOI	Notice of Intent
NPDES	National Pollutant Discharge Elimination System
NPL	National Priorities List
NRC	National Response Center
NSPS	New Source Performance Standards
OSHA	Occupational Safety and Health Act/Administration
PE	Professional Engineer
PEL	Permissible Exposure Limit
POTW	Publicly-Owned Treatment Works
PPE	Personal Protective Equipment
RCRA	Resource Conservation and Recovery Act
RQ	Reportable Quantity
SARA	Superfund Amendments and Reauthorization Act
SDWA	Safe Drinking Water Act
SERC	State Emergency Response Commission
SIP	State Implementation Plan
SQG	Small Quantity Generator
TCLP	Toxicity Characteristic Leaching Procedure
TPQ	Threshold Planning Quantity
TSCA	Toxic Substances Control Act
TSDF	Treatment, Storage, and Disposal Facility
TRI	Toxic Release Inventory
UIC	Underground Injection Control
UST	Underground Storage Tank
WAP	Waste Analysis Plan

Section 1
Introduction

Introduction

The United States Environmental Protection Agency (EPA) has developed this Wood Preserving RCRA Compliance Guide to provide summary information on the statutory and regulatory requirements applicable to wood preserving facilities. The document was developed for facilities that use, or have used, wood preserving chemicals and have the potential to generate waste that is considered hazardous under the Resource Conservation and Recovery Act (RCRA). After numerous inspections of wood preserving facilities, EPA has found that although many plants do effectively control their wastes and comply with environmental regulations, some do not. The purpose of the Guide is to help bring non-compliant facilities into compliance by providing guidance and references to applicable Federal environmental regulations. In addition, it will serve as a reference tool for those facilities already in compliance so that owners/operators may fine tune their understanding of these regulations.

This Guide was developed by a task force consisting of EPA and State inspectors, and was a collaborative effort between these groups. In addition, representatives of the wood preserving industry were consulted about the questions that frequently arise within the industry and the information that would be most useful for Guide readers. The Guide has been reviewed by EPA and State inspectors as well as representatives of the American Wood Preservers Institute (AWPI). EPA would like to thank all of those who participated in the review process.

Although the Guide focuses on requirements imposed under RCRA's hazardous waste management regulations, it also provides brief summaries of other environmental statutes that may affect the wood preserving industry. Explanations of regulatory requirements should help to build a common base upon which both EPA inspectors and

members of the regulated community can form consistent interpretations of the Federal regulations.

The discussions of the statutes and regulations in this document are not intended to be exhaustive, but have been designed to be used for quick reference. They are not meant to replace in-depth analysis of statutes, regulations, or EPA guidance, and should not be considered a replacement for knowledge of the regulations contained in the Code of Federal Regulations (CFR). This document does not change or supersede existing regulations, but rather seeks to clarify them.

Intended Audience

This document has been prepared for wood preserving facilities in the United States. It is intended to provide an easy to understand summary of the Federal environmental compliance requirements under RCRA that regulate wood preserving facilities. EPA hopes that this Guide will assist facility personnel by providing the information they need to achieve and maintain compliance with applicable environmental regulations. EPA also anticipates that the information presented here will be useful to Federal, State, and local inspectors who may not be familiar with wood preserving processes and the various management practices employed by the industry.

Scope of the Compliance Guide

The Guide provides a general overview of the wood preserving industry in the United States and the Federal environmental regulations with which the industry must comply. It is written primarily for those owners/operators of facilities that are generators of RCRA hazardous waste, not facilities that have RCRA permits, are operating under interim status (see permitting discussion in Section 3), or that do not generate hazardous waste at all (some wood preserving facilities use chemicals in their processes that do not generate hazardous waste). The following information is contained in this Guide:

- Size and geographic distribution of wood preserving facilities in the United States
- General overview of RCRA requirements

- Types of wastes generated at wood preserving facilities
- Environmental compliance concerns relating to drips pads, tanks and sumps, and storage yards at wood preserving facilities
- Additional relevant environmental statutes and regulatory schemes
- Answers to commonly asked questions concerning regulatory requirements
- Names and phone numbers of organizations that can provide additional information.

Potential for Increased State Stringency

It is important to note that State and local restrictions concerning wood preserving facilities may, in fact, be more stringent than Federal regulations. Individual State requirements are not discussed in this Guide, but may be applicable to facilities within that State. Thus, it is imperative that owners/operators of wood preserving facilities seek additional guidance in determining the applicability of more stringent State and local requirements. State authorization issues as they directly apply to the wood preserving industry are discussed in more detail in Section 4 of this Guide.

Using this Guide

In addition to a detailed description of RCRA regulations that apply to the wood preserving industry, this Guide also contains a general summary of other aspects of the Federal RCRA program and its regulations. Readers who have extensive experience with wood preserving facilities may choose to skim over Section 2 (overview of wood preserving industry) and Section 3 (overview of RCRA), and focus on Sections 4 through 7 (wood preserving wastes and regulations applicable to wood preserving facilities).

References to Regulation

The end of each section contains a shaded box with regulatory citations and references to information discussed in that section. Please consult these regulations and other references for a more in-depth discussion of applicable requirements.

Section 2
Overview of the Wood Preserving Industry

Industry Overview

Note: *This section has been included to give State and EPA inspectors at wood preserving facilities a brief overview of the industry. Much of the information presented in this section is common knowledge to members of the wood preserving industry.*

Surface Protection versus Wood Treatment

The purpose of wood preserving, also called wood treatment, is to provide long-term protection from the damaging effects of fungi, insects, and marine borers, thereby extending the usable life of wood products. This is accomplished through the application of an EPA registered preservative solution to timber. Wood treatment is different from surface protection processes in that **surface protection** is characterized by non-pressure applications to the surface of the wood that are designed to provide short-term cosmetic protection against mold and sap stains. **Wood preserving,** on the other hand, involves the penetration of preservative solutions into wood to preserve its structural integrity and improve its resistance to weathering, water, and ground contact. Wood surface protection and wood preserving are often confused since, historically, chlorophenolic formulations were used in both processes. Chlorophenolic formulations are now only used in wood preserving. In addition, while EPA has chosen to specifically identify wastes from the wood preserving industry that use chlorophenolic formulations as hazardous wastes, the Agency also concluded that the regulation of chemicals that are now used in surface protection is not warranted on the Federal level.

Almost all timber is processed in some way before being sold. The following wood products are normally treated in a preservation process before commercial distribution: dimensional lumber (i.e., lumber that has been cut to a specific shape or size) that will endure prolonged exposure to the ground or weather, railroad ties, telephone poles, telephone

cross arms, bridge beams, fencing, window sills, doors, and pilings.

Geographic Distribution of Wood Preserving

Wood preserving facilities are located in varying numbers in almost every State. As indicated in Exhibit 1, the highest concentration of facilities is in the Southeast and Northwest where there is a ready supply of raw wood. Exhibit 2 illustrates the size of wood preserving operations in the industry.

Exhibit 1
Geographic Distribution of Wood Preserving Facilities

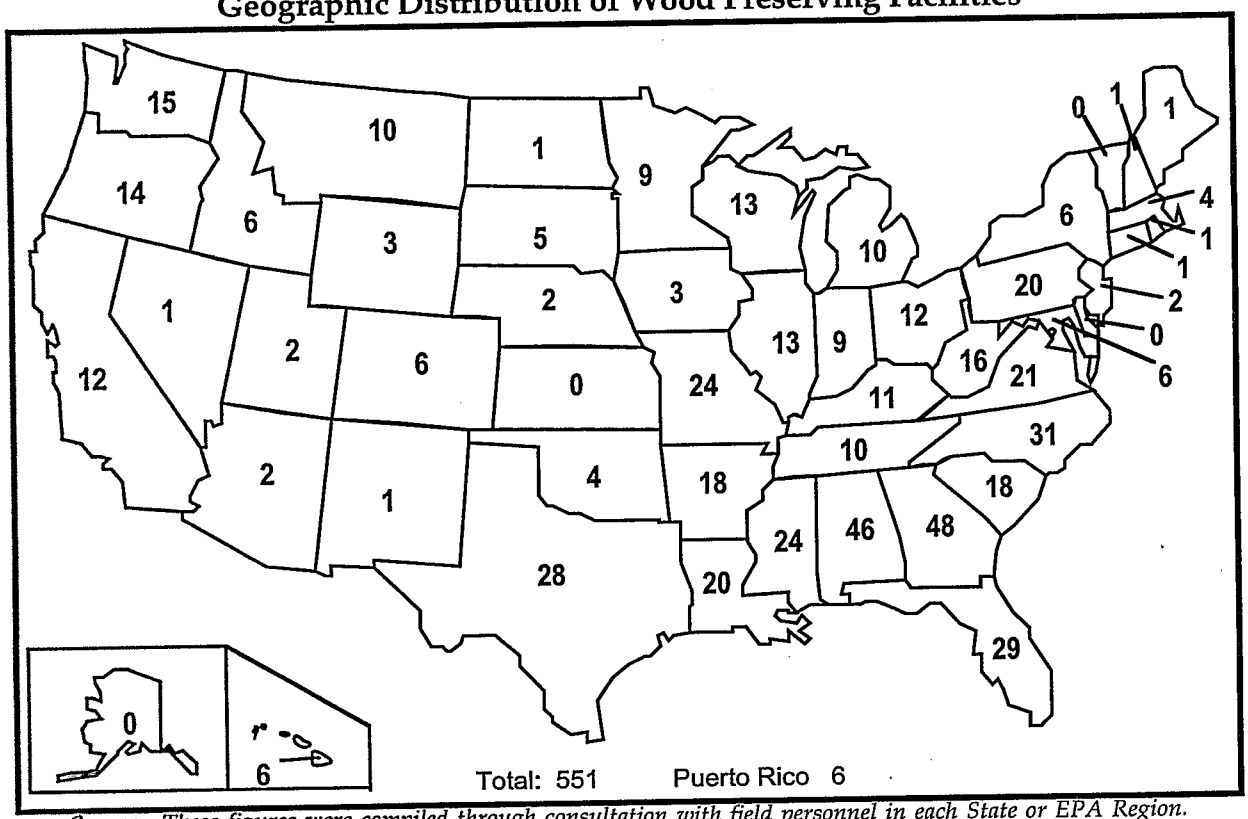

Source: These figures were compiled through consultation with field personnel in each State or EPA Region. Because exhaustive confirmation was not done on the number of facilities in all States, these numbers should be considered estimates.

Exhibit 2
Industry Facility Size Distribution - 1992

Type of Facility	Facilities with 1 to 19 employees	Facilities with 20 to 99 employees	Facilities with 100 or more employees	Total
SIC 2491 - Wood Preserving	307	168	11	486

Source: Based on 1992 Bureau of the Census Data.

According to 1992 census data, of the total of 486 wood preserving facilities, a large portion of them, approximately 63 percent, employed between 1 and 19 people, 34 percent employed between 20 and 99 people, and 2 percent of the facilities employed over 100 people. The bulk of wood preserving facilities are small operations, that are usually supplied with preservative formulation by several larger national chemical companies. The chemical supply companies frequently offer their clients training and guidance on complying with environmental regulations as well as professional services such as hazardous waste management and engineering. There also appears to be a trend in the industry toward larger companies acquiring independent wood preserving companies and operating them as subsidiaries.

Note: *EPA has not attempted to reconcile the Bureau of the Census data with its own facility count. This data is mentioned because it gives a valuable indication of the relative size of wood preserving facilities.*

Wood Preserving Process

The preservation process that is applied to a particular bundle, or **charge**, of wood varies with the type of wood being treated and any particular product specifications that the wood treater may need to consider (e.g., wood that is used for construction of outdoor structures warrants a higher degree of protection due to prolonged exposure to climatic elements). Wood is porous and each wood preserving process takes advantage of this fact to impregnate the wood with preservative. In most cases, the process begins with a preliminary **conditioning step** that assures a prescribed moisture content in the wood. Less moisture allows more preservative to penetrate and remain in the wood, providing increased protection.

To change the moisture content, a variety of steps can be taken. These include: air or kiln drying; Boulton drying, which consists of pulling a vacuum on the treating cylinder while the wood is immersed in a heated oil-borne solution; or steam conditioning, which consists of heating the wood in the treating cylinder with steam for several hours then rapidly vacuuming the wood to remove moisture. The pressure or treatment cylinder where the preservative is actually applied to the wood is commonly called a **retort**.

After conditioning, preservative solution is applied to the wood. Most facilities use pressurized cylinders (retorts) to apply the preservative solution. This involves placing charges of wood into the retort and applying the preservative under a pressure system until sufficient penetration and retention of the preservative into the wood has occurred. The desired degree of penetration and retention is determined by prescribed product specifications and will dictate how long the pressure is applied. Excess preservative is drawn from the wood through a vacuum system, and pumped back into the process tank, where it will be used again in the same process.

A small percentage of facilities use non-pressurized dip tanks to treat wood. This involves simply lowering the charges into a vat of preservative, usually an oil-borne preservative. The charge is then

allowed to soak in the vat until a predetermined degree of penetration is reached. Penetration is sometimes aided by heating and then cooling the preservative.

There are a number of common pressure processes currently used by the wood preserving industry to treat wood. These include full-cell, modified full-cell, and empty-cell processes. Also, a variety of preservatives are used, which are either water- or oil-borne. The different wood preserving processes and solutions are discussed below.

Oil-Borne Processes

Two primary types of pressure vacuum treatments, empty-cell and full-cell, are used to apply oil-borne preservatives. Examples of **oil-borne preservatives** include creosote, creosote petroleum mixtures, copper napthenate, and pentachlorophenol. Creosote is commonly used to treat railroad ties, telephone poles, pilings, and bridge beams, while pentachlorophenol is most often mixed into solution with oil to treat telephone poles.

The most widely used process is called **empty-cell.** In this process, the cells of the wood are merely coated with preservative. The empty-cell process obtains deep penetration of preservative and attempts to leave the cell walls of the wood treated, while leaving a minimum of excess preservative in the void spaces of the cells. Because a smaller amount of preservative is used compared to the full-cell processes, the product is lighter and easier to ship. The empty-cell process also results in less expensive treatment costs for the facility since less preservative remains in the wood.

One type of empty-cell process is the **Lowry** process, which entails filling the retort with preservative while maintaining atmospheric pressure. When the retort is filled with preservative, pressure is applied, forcing preservative into the wood. This compresses the air contained in the cells of the wood, allowing preservative to fill the balance of the cell. Once the desired amount of preservative has been injected, usually over the course of several hours, the retort is drained and a final vacuum is applied. During this

last step, much of the preservative in the cells is forced out by the remaining air in the cells of the wood, which expands as it is subjected to the vacuum and then returned to ambient pressure. This vacuum also minimizes drippage after the charge is removed from the retort and is placed onto the drip pad.

The most widely used empty-cell process is the **Rueping** process in which air pressure is applied and maintained in the retort prior to filling the retort with preservative. When the retort is completely filled with preservative, pressure is applied to force the solution into the wood. Once the pressure is released, the retort is drained and the final vacuum is applied. As a result of internal pressure, even more preservative is forced out of the wood than in the Lowry process.

The second type of wood preserving process is called the **full-cell** (or **Bethell**) process because it results in a higher retention level by nearly filling the wood cells with preservative. In this process, most of the air in the retort is pumped out, creating a strong vacuum which is then held to draw most of the air out of the wood. The retort is then filled with preservative without breaking the vacuum, forcing preservative into the cell spaces that have been created by the evacuated air. When the retort is completely filled with preservative, pressure is applied to force the solution into the wood. Once the pressure is released, the preservative is pumped out of the retort and a final vacuum is drawn to force out excess preservative. When the vacuum is released, much of the remaining surface preservative is drawn back into the wood, reducing the amount of drippage once the charge is taken out of the retort. Exhibit 3 illustrates the oil-borne wood preserving process.

Exhibit 3
Wood Preserving Facility Process Schematic
(oil-borne preservative)

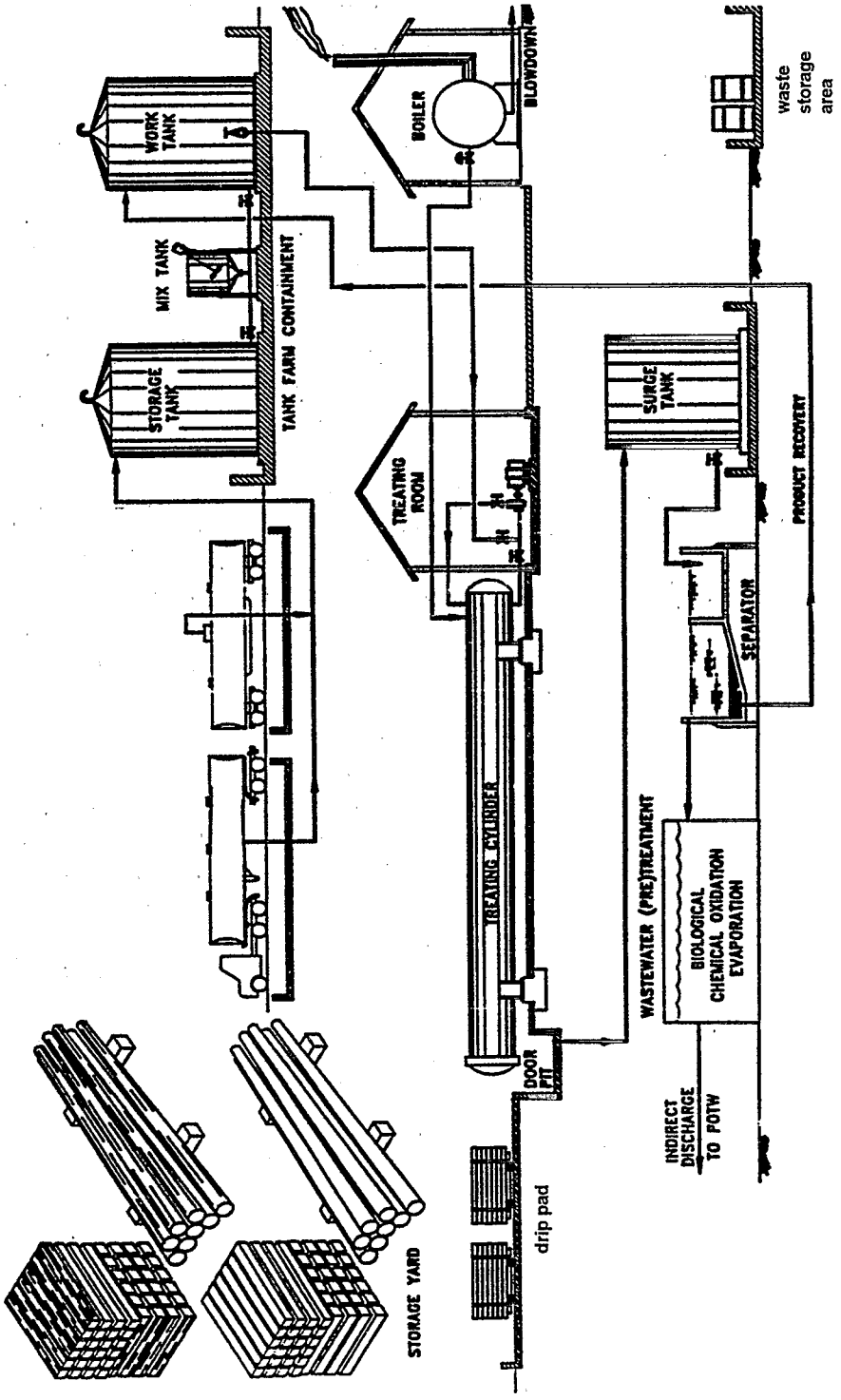

Water-borne Processes

Full-cell and modified full-cell processes are used to apply water-borne preservatives. The full-cell process utilized at water-borne facilities is very similar to that used for oil-borne preservatives. The modified full-cell process applies a weaker, or lower, initial vacuum to retain more air in the cells of the wood. Once the pressure treatment phase is complete, the remaining air (now expanding because pressure has stopped) displaces the preservative which is, in turn, forced out of the wood. By forcing more preservative out of the wood, weight is minimized and subsequent shipping costs are reduced. Exhibit 4 illustrates the water-borne wood preserving processes.

Water-borne preservatives contain active ingredients that are inorganic metal oxides, or less frequently salts, and are commonly used to treat dimensional lumber and telephone poles. This type of preservative includes oxine copper, ammonical copper citrate (CC), copper azole (CBA), copper dimethyldithiocarbomate (CDDC), chromated copper arsenate (CCA), ammonical copper arsenate (ACA), acid copper chromate (ACC), ammonical copper zinc arsenate (ACZA), and ammonical copper quat (ACQ). As this Guide will discuss, wastes that are generated by wood preserving facilities, especially those using creosote, chlorophenolic, or arsenical-based preservatives, have the potential to be considered hazardous waste under RCRA. Wastes commonly generated in the wood preserving industry are discussed in more detail in Section 6 of this Guide.

Exhibit 4
Wood Preserving Facility Process Schematic
(water-borne preservative)

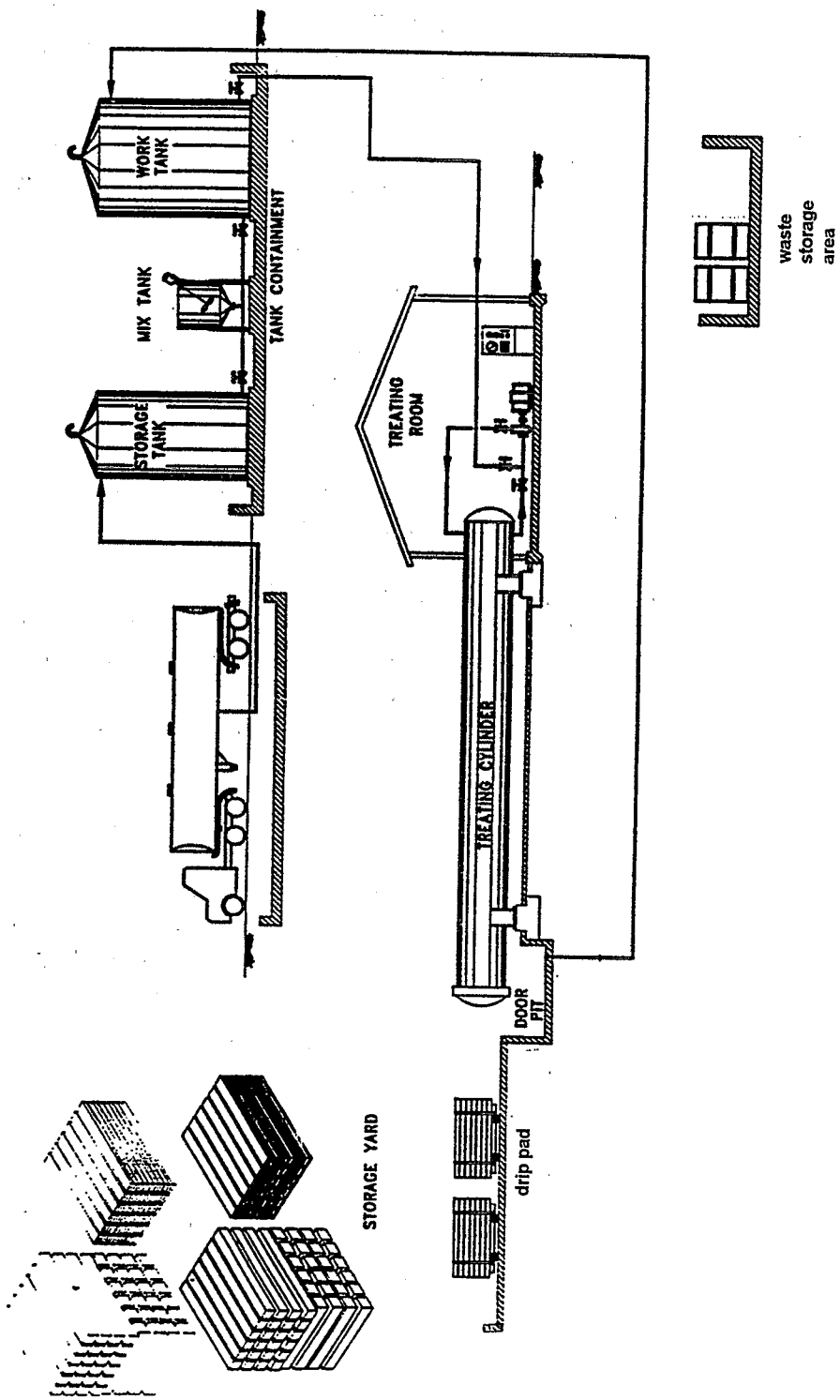

Environmental Concerns Associated with Wood Preserving Wastes

Past mismanagement of toxic chemicals at wood preserving facilities has caused significant contamination of soil and groundwater at some sites. As of May 1996, more than 45 wood preserving sites had been placed on Superfund's National Priorities List (NPL) for priority cleanup of contamination. The majority of contamination has been found at older facilities that operated for many years before current environmental regulations and disposal options existed. Along with other poor waste management practices, contamination is generally caused by excess preservative, called **kickback**, that has been allowed to drip onto the ground from treated charges of wood.

A growing concern over the presence of dioxins and furans in chlorophenolic wastes found at some facilities, coupled with the desire to prevent the release of arsenic into the groundwater, has led EPA to regulate the wood preserving industry under RCRA. In 1990, the first RCRA regulations specifically addressing many wood preserving wastes were published. These standards require owners/ operators of many wood preserving operations to comply with RCRA. Subsequently, EPA promulgated rules requiring tighter management of hazardous waste generated by the wood preserving industry. As a result, many facilities in the industry have invested heavily in cleaning up existing contamination and complying with regulatory standards for facility construction and proper waste management.

Health Concerns Associated with Wood Preserving Industry

The primary reason behind RCRA's preservative containment requirements is to keep preservative chemicals out of ground and surface waters. Contamination of soil and groundwater is a serious problem because it can move considerable distances as it is picked up by water moving through the soil and the water table. Because there are few, if any, naturally occurring organisms in the environment that can readily break down these chemicals. Once the contamination enters the ground it has the potential to linger for long periods of time and cause extensive contamination to surrounding subsurface environments.

The wood preservatives creosote, pentachlorophenol, and inorganic arsenicals contain toxic constituents that have the potential to cause skin, eye, and respiratory irritation as well as more serious ailments in humans, if humans are overexposed to them. Some of these constituents have been classified as carcinogens through epidemiological exposure studies on animals. Exposure of aquatic plant and animal life to these toxic constituents has also been found to have adverse effects.

Toxic constituents in wastes generated by the wood preserving industry have been found to have chronic systemic effects on laboratory animals as well as humans and have been determined to be present in sufficient concentrations to pose a substantial threat to human health and the environment. For example, previous studies of pentachlorophenol have shown it to be highly toxic to humans. Exposure to pentachlorophenol can cause contact dermatitis, damage to vision, and upon ingestion, lung, liver, and kidney damage. Inhalation of pentachlorophenol can result in acute poisoning, centering on the circulatory system with possible accompanying heart failure. Other studies have shown pentachlorophenol to be a carcinogen.

One of the most commonly used preservatives in the wood preserving industry is chromated copper arsenate, or CCA. This formulation contains water, arsenic acid, chromic acid, and copper oxide. Overexposure to CCA can damage mucous membranes and tissues of the respiratory system and cause chemical burns on the skin and even skin lesions. Ingestion of large amounts of CCA may have more serious effects. Chronic exposure to significant doses of the chemical components of CAA can lead to mental confusion, loss of coordination, and impaired senses of touch, pain, and temperature. CCA is also considered a possible carcinogen.

From this data, it is clear that many of the chemicals used in the wood preserving industry have the potential to threaten human health when handled in an unsafe manner. As a result, it is crucial that plant employees, and anyone else coming into contact with

preservative solutions containing these constituents, be extremely cautious when handling the chemicals. Some recommended precautions are discussed below.

Health Precautions for Plant Personnel

In order to minimize exposure to wood preserving chemicals, operators of wood treatment equipment should closely follow company policy and all applicable Federal, State, and local regulations concerning use and management of those chemicals. At a minimum, facility personnel should:

- Use preservatives in accordance with the EPA approved manufacturer's label.
- Follow pesticide label and Occupational Safety and Health Act (OSHA) requirements for personal protective equipment.
- Avoid direct contact with the chemicals by wearing protective gloves and washing hands and other exposed skin before eating, using tobacco products, or using the rest room.
- Enter the retort or other confined space only in accordance with an OSHA confined space entry plan.
- Wear a respirator in process areas at inorganic arsenial wood treating plants, unless PEL air monitoring has demonstrated that it is safe not to wear one.

Additional information is available on the subjects discussed above:

For more information on the wood preserving process, consult The Preservation of Wood, A Self Study Manual for Wood Treatment. Revised by F. Thomas Milton, University of Minnesota, College of Natural Resources, Department of Forest Products, 1994.

Preservative Treatment of Wood by Pressure Methods. ID, McLean, USDA Agriculture handbook, No. 4D, December 1952 (Reprinted with corrections September 1960).

Wood as an Engineering Material; Wood Handbook, Chapters 17-19. USDA Agriculture Handbook, No. 72, Revised 1974.

Wood Deterioration and its Prevention by Preservative Treatment. Darrel D. Nicholas, editor, with the assistance of Wesley E. Loos, Syracuse University Press, 1973 (two volumes).

Section 3
General Overview of RCRA

Introduction

This section of the Compliance Guide contains a basic discussion of the requirements imposed on wood preserving facilities by RCRA. This section will cover the following general topics:

- Why the RCRA program was developed
- Identification of hazardous waste
- Generators of hazardous waste
- Hazardous waste management
- Land disposal restrictions
- RCRA permitting
- Closure of hazardous waste management units
- Underground storage tank requirements
- State authorization.

Note: *Readers who are already familiar with the RCRA program may not find it necessary to read this section of the Guide, but rather, should move directly to Section 4.*

Why the RCRA Program was Developed

RCRA, an amendment to the Solid Waste Disposal Act, was enacted in 1976 to ensure the safe disposal of the huge volumes of municipal and industrial solid waste generated nationwide. RCRA has been amended by Congress several times, most significantly in November 1984, by the Hazardous and Solid Waste Amendments (HSWA). These amendments significantly expanded the scope and requirements of RCRA, resulting in the regulation of much of the waste generated in this country, both hazardous and non-hazardous.

Many of the wood preserving facilities in the United States were in operation long before the inception of the RCRA program. Although RCRA creates a framework for the proper management of hazardous and non-hazardous waste, it does not directly address the problems of hazardous waste associated with inactive or abandoned sites, or spills of chemicals that may require emergency response. Many wood preserving sites, both inactive and operating, already

contain significant soil and groundwater contamination as a result of years of chemical use prior to the enactment of environmental regulations. RCRA's Corrective Action Program plays a role in requiring the cleanup of such historically contaminated sites; however, this type of problem can also be addressed under the Comprehensive Environmental Response, Compensation and Liability Act (CERCLA). CERCLA, commonly known as Superfund, mandates the cleanup of historically contaminated sites. In addition to such remedial activities, Superfund also requires owners/operators of facilities to notify EPA in the event of a release of certain hazardous substances into the environment. See Section 8 for more information on the Superfund program.

RCRA Program Goals

The RCRA program is based upon three distinct goals aimed at creating a safe and effective hazardous waste management system. They are:

- Protection of human health and the environment
- Reduction of waste and conservation of energy and natural resource
- Reduction or elimination of the generation of hazardous waste.

RCRA is divided into ten sections, or **subtitles**, that provide EPA with a framework to achieve these goals. For example, Subtitle D governs the management of non-hazardous solid waste, while Subtitle I creates a regulatory program for the management of underground storage tanks. **Subtitle C**, which addresses hazardous waste management, is the subtitle which has the greatest impact on the regulation of wood preserving facilities.

RCRA Subtitle C

Subtitle C of RCRA establishes a "cradle-to-grave" management system for controlling hazardous waste from its point of generation to final disposal. The objective of Subtitle C is to ensure that hazardous waste is handled in a manner protective of human health and the environment. Pursuant to Subtitle C, EPA has issued regulations regarding the generation, transportation, treatment, storage, and disposal of hazardous waste. Facilities affected by these regulations must be maintained and operated in a manner that will minimize danger to human health and the environment. Many of the regulations that specifically address the wood preserving industry concern the construction, operation, and maintenance of hazardous waste drip pads. These drip pad requirements are found in a specific subsection of Subtitle C called **Subpart W**. Those within the wood preserving industry commonly refer to the drip pad regulations as the "Subpart W standards" or "RCRA Subpart W."

Subtitle C is discussed in greater detail below. Both the general requirements of Subtitle C, as well as those specific to the wood preserving industry, are included.

Identification of Hazardous Waste

The regulatory framework established under Subtitle C of RCRA was designed to protect human health and the environment from the effects of improper management of hazardous waste. As a result, identifying whether a waste is hazardous is crucial in determining the applicability of the Subtitle C regulations.

Wastes are considered hazardous for different reasons, and the responsibility for determining if a particular waste is hazardous falls on the generator of that waste (see the discussion of hazardous waste generators in Section 4).

In general, RCRA defines hazardous waste as a solid waste, which because of its quantity, concentration, or physical or chemical characteristics may:

- Cause or contribute to significant injury or death, or

- Damage or pollute the land, air, or water.

Hazardous Waste Under RCRA

A solid waste, defined by RCRA as any material including liquids, sludges, and contained gases that is disposed, burned, or recycled in a certain manner, is considered hazardous if it:

- Exhibits any one of the **characteristics** of a hazardous waste
- Has been specifically **listed** as a hazardous waste in the regulations
- Is a **mixture** containing a listed hazardous waste and a non-hazardous waste
- Is a waste **derived** from the treatment, storage, or disposal of a listed hazardous waste.

Each of these four categories is discussed in greater detail below.

Characteristic Wastes

Characteristic wastes, as defined under RCRA, are identified by a specific number, or **waste code,** that begins with the letter "**D**." A waste is hazardous if it exhibits one or more of the following characteristics:

- **Toxicity (D004-D043)**—The toxicity characteristic identifies a list of constituents that, if present in concentrations greater than specified levels, are considered a threat to human health and the environment. A test called the Toxicity Characteristic Leaching Procedure (TCLP) demonstrates whether a waste contains levels of hazardous constituents above regulatory thresholds. Wastes exhibiting the toxicity characteristic are given specific waste codes depending on the hazardous constituent of concern. For example, TCLP results indicating levels of arsenic or chromium greater than 5.0 parts per million (ppm) in a waste stream are toxic for arsenic and chromium, and are given the waste codes "D004" and "D007," respectively. Wastes generated by the wood preserving process are likely to exhibit the characteristic of toxicity.

- **Ignitability (D001)**—These wastes are easily combustible or flammable. Examples of ignitable wastes include spent solvents and discarded fuels.

- **Corrosivity (D002)**—These wastes dissolve metals or other materials, or burn the skin. Common corrosive wastes include caustic soda and nitric acids.

- **Reactivity (D003)**—These wastes are unstable or undergo rapid or violent chemical reaction with water or other materials. Cyanide- or sulfide-bearing wastes typically exhibit the characteristic of reactivity.

Listed Wastes

In addition to the four characteristic wastes, a waste is also hazardous if it is specifically identified on one of four lists developed by EPA. A hazardous waste listing is a narrative description of a specific type of waste that EPA considers dangerous enough to warrant regulation. Hazardous waste listings describe wastes from specific sectors of industry (e.g., the wood preserving industry), or specific chemical formulations.

Before developing a listing, EPA thoroughly studies a particular waste stream and the threat it can pose to human health and the environment. If the waste poses a great enough threat to warrant regulation, EPA includes a precise description of that waste on one of the hazardous waste lists. Any waste that meets the narrative listing description is considered hazardous, regardless of its chemical composition or any other potential variable. The three types of listed wastes are:

- **F-listed wastes**—Wastes from **nonspecific sources** that are produced by a number of manufacturing and industrial processes. Examples of F-listed wastes commonly generated by the wood preserving industry are wastes generated from processes that use chlorophenolic formulations (F032), creosote (F034), and inorganic preservatives containing arsenic or chromium (F035).

- **K-listed wastes—Specific source wastes** generated by particular industries identified by EPA. Wood preserving operations are among those identified in the regulations. As such, many wood preserving facilities that employ processes that use creosote and/or pentachlorophenol have the potential to generate K-listed waste, "K001."

Note: *Many owners/operators overlook the possibility of a waste meeting the K001 description. This listing is for bottom sediment sludge from the treatment of wastewaters from wood preserving processes that use creosote and/or pentachlorophenol. Also, it should be noted that any waste stream meeting the K001 waste code description cannot also be classified as one of the F-listed wood preserving wastes (F032, F034, or F035). These F listings specifically exclude K001 wastes.*

- **P-listed wastes**—Specific unused or off-specification **commercial chemical products** that are being discarded. EPA has specifically identified wastes on the P-list as being **acutely hazardous.**

- **U-listed wastes**—Specific unused or off-specification commercial chemical products that are being discarded. An example of a potential U-listed waste that may be of concern to the wood preserving industry is unused creosote (U051).

Exhibit 5 outlines some of the questions that should be asked to determine whether a waste is hazardous under RCRA Subtitle C.

Exhibit 5
Hazardous Waste Determination

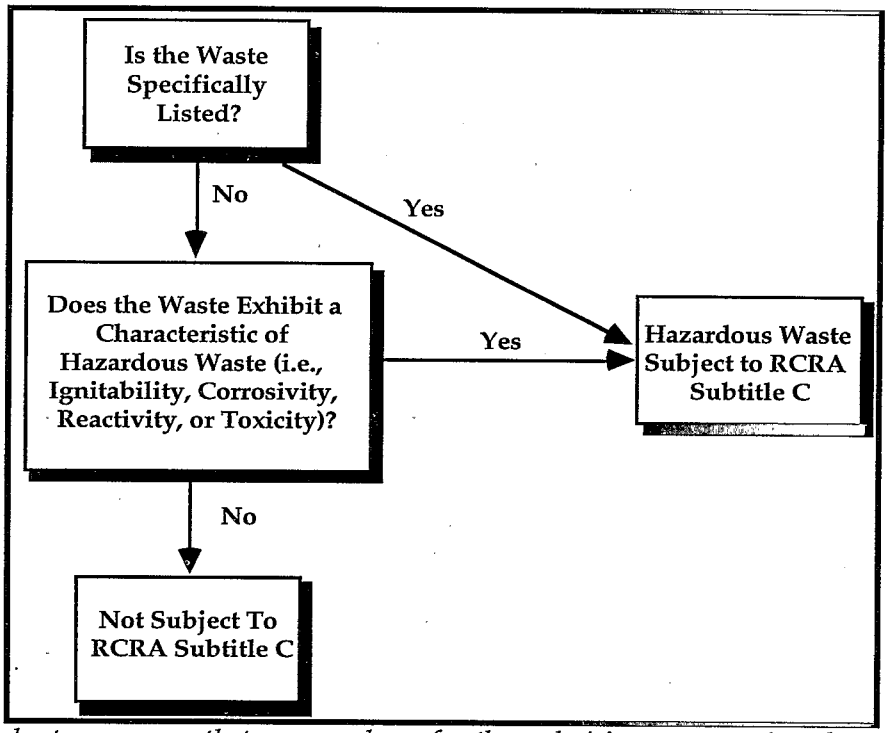

Note: This chart assumes that a number of other decisions concerning hazardous waste determination have been made. Specifically, the information in the chart assumes that the waste in question has already been determined to be a solid waste under RCRA (§261.2), and that the waste is not otherwise excluded from RCRA regulation in any way (e.g., under §§260.30, 261.2, or 261.4).

Hazardous Waste Mixtures

RCRA also regulates the waste resulting from the mixture of hazardous and nonhazardous wastes. A mixture involving characteristic wastes is hazardous only if the mixture itself exhibits a characteristic. Under the "**mixture rule**" for listed wastes, however, a mixture made up of non-hazardous solid waste and any amount of a listed hazardous waste is, itself, a listed hazardous waste. The mixture will bear the same waste code and regulatory status as the original listed component of the mixture. This principle applies regardless of the percentage of listed waste in the waste mixture, the actual threat posed by the waste mixture, or the mixture's chemical composition. The mixture rule was originally created to prevent the dilution of listed wastes as a substitute for treatment activities.

Contaminated Media

EPA's **contained-in policy** addresses environmental media (e.g., soil, sediment, and groundwater) contaminated with hazardous waste. According to this policy, any media that is contaminated with a listed waste must be managed as that listed hazardous waste. To determine whether a media contains a hazardous waste, owners/operators must have complete, accurate, and historical information pertaining to past and present waste management operations at the facility. If constituents of concern in the soil cannot be linked to a process that generated a listed hazardous waste, then the contained-in policy will not apply. Unlike the mixture rule (described above), however, any media that is contaminated with a listed waste can lose its status and become non-hazardous. This occurs when it is demonstrated that the contaminated media no longer "contains" the listed hazardous waste. This is accomplished by bringing the levels of contamination below a predetermined level established by the appropriate implementing agency. Once this demonstration is made, the media is no longer considered to "contain" a listed waste and is no longer regulated under Subtitle C.

Similarly, any contaminated media that exhibits a characteristic of hazardous waste is also considered hazardous waste and subject to regulation. A media that exhibits a characteristic of hazardous waste can be rendered non-hazardous by removing the characteristic.

Derived-from Hazardous Waste

Any residue resulting from the treatment, storage, or disposal of a listed waste is considered a hazardous waste. Examples of derived-from wastes include: ash resulting from the combustion of hazardous waste, and sludges generated from the treatment of hazardous wastewaters.

Acutely Hazardous Waste

Some hazardous wastes are considered to be "acutely hazardous." These are wastes that EPA has determined to be so dangerous in small amounts that they are regulated in the same manner as large amounts of other hazardous wastes. Acutely hazardous wastes include certain dioxin-containing wastes and those unused commercial chemical products identified as P-listed wastes. The listed wastes generated at wood preserving plants that use or formerly used chlorophenolic preservative formulations are likely to contain dioxins. EPA has determined that pentachlorophenolic wastes are toxic, not acutely hazardous.

Generators Of Hazardous Waste

As stated previously, RCRA regulates hazardous waste from the point of generation through final disposal. Hazardous waste generators are the first link in this cradle-to-grave hazardous waste management system. EPA has established comprehensive standards for generators managing hazardous waste, including standards for on-site accumulation, waste tracking, labeling, recordkeeping, and reporting requirements.

Because generators produce waste in different quantities, EPA has established three categories of waste generators:

- **Large quantity generators** (LQG) generate 1000 kilograms (kg) (approximately 2200 pounds or 300 gallons) or more of hazardous waste per calendar month or more than 1 kg (2.2 pounds) of acutely hazardous waste. Any generator that produces greater than 1 kg of acutely hazardous waste in a calendar month must comply with all of the large quantity generator requirements. Of the three classifications of hazardous waste generators, large quantity generators are subject to the most comprehensive standards.

- **Small quantity generators** (SQG) generate between 100 and 1000 kg of hazardous waste (between approximately 220 and 2200 pounds, or 25 and 300 gallons) per calendar month. Small quantity generators are subject to a limited portion of the regulations that apply to large

quantity generators. Small quantity generators may not accumulate more than 6000 kg of hazardous waste or 1 kg (2.2 pounds) of acutely hazardous waste in a month on-site at any one time. Small quantity generators who exceed this accumulation limit must comply with the regulations for large quantity generators.

- **Conditionally exempt small quantity generators** (CESQG) generate 100 kg or less of hazardous waste (approximately 220 pounds or 25 gallons) per calendar month. These generators are conditionally exempt from many of the regulations governing hazardous waste generators, provided they do not accumulate more than 1000 kg on-site at any one time and that any hazardous waste generated is sent to a State- or Federally-approved facility.

Note: *Under RCRA, many hazardous process wastewaters that are either reclaimed or sent for treatment or disposal must be counted toward a generator's monthly status. As a result, it is unlikely that many wood preserving facilities will meet this 100kg/month threshold and be considered conditionally exempt small quantity generators. Only the smallest wood preserving facilities would normally qualify for this category.*

Some State regulations may be more stringent than Federal regulations. For example, a particular State may set lower cut-off levels for generator status, or may eliminate one of the categories completely. Some States do not recognize the conditionally exempt generator category. Please consult the appropriate State implementing agency when determining the generator status of a particular facility. **Owners/operators of facilities that generate hazardous waste are responsible for making the correct generator status determination.**

Episodic Generation

Facilities that generate hazardous waste may be regulated under different rules at different times, depending on the amount of waste generated in any given month. For example, a small quantity generator that generates over 1000 kg of waste in a particular month must comply with the more extensive large quantity generator requirements for the amount of time that the waste remains on site. This fluctuating hazardous waste generation pattern is known as **episodic generation**.

Hazardous Waste Counting

In order to determine the extent to which a facility is subject to the RCRA generator regulations, each generator must "**count**" the amount of hazardous waste produced at the facility in a calendar month and determine generator status (i.e., large quantity, small quantity, or conditionally exempt). Counting involves adding up the **weight** of all quantities of characteristic and listed hazardous wastes generated at a particular facility. Wastes should only be counted once toward a generator's monthly status calculation.

Exhibit 6 may assist in deciding when a hazardous waste is to be counted when making a generator's quantity determination. EPA requires that only those wastes that are subject to "substantive regulation" be counted. Substantive regulation includes any regulation directly related to the storage, transportation, treatment, or disposal of hazardous wastes. Regulations which would not be considered substantive include requirements to notify and obtain an EPA identification number or to file a Biennial Report.

Exhibit 6
Hazardous Waste Counting

COUNTED	NOT COUNTED
• Wastes accumulated on-site for any period of time prior to their subsequent management. • Wastes packaged and transported off site. • Wastes placed directly into a regulated on-site treatment, storage, or disposal unit. • Wastes meeting the definition of F032, F034, or F035. • Wastes removed from exempt units (e.g., wastewater treatment units). • Wastes generated as sludges and removed from product storage tanks. • **Examples:** - Process residuals, sludges. - Wastewater that accumulates on the drip pad and in the collection system, e.g., drip pad sump. - When discarded: metal banding (unless recycled), wood stickers, personal protective equipment.	• Hazardous waste removed from on-site storage.* • Hazardous waste produced by on-site treatment (including reclamation) so long as the treated waste has already been counted once. • Spent materials that are generated, reclaimed, and subsequently reused on site, so long as the spent material has already been counted once. • Wastes excluded from the definition of solid waste under §261.2, i.e., wastewater discharged to a POTW or NPDES point source discharge. • Wastes excluded from regulation under §261.4(a)-(f) (e.g., arsenical treated wood that is discarded off the drip pad (§261.4(b)(9). • Recyclable materials under §261.6(a)(3). • Wastes reclaimed on-site without prior storage or accumulation. • Wastes managed in exempt units (e.g., wastewater treatment units). • Residues left in empty containers (empty as per §261.7). • Universal wastes managed under Part 273.

** EPA's counting Guidelines are designed to account for those wastes that are subject to "substantive regulation." These wastes should only be counted once, and not double counted. Therefore, in this example, because hazardous wastes removed from hazardous waste storage have already been counted once, they need not be counted again (§261.5(d)).*

Another discussion on hazardous waste counting as it pertains to wastes specifically generated in the wood preserving industry is found in Section 4 of this Guide.

General RCRA Requirements for Generators of Hazardous Waste

Large and small quantity generators are subject to several specific requirements under RCRA. Regulations require generators to:

- Obtain an EPA identification number
- Properly prepare hazardous waste for transportation
- Follow accumulation and storage requirements
- Manifest hazardous waste
- Satisfy recordkeeping and reporting requirements
- Provide personnel training
- Develop contingency plans.

The specifics of the above requirements will differ depending upon a facility's generator status. Each of the requirements mentioned above is discussed in more detail below.

EPA Identification Number

Each EPA identification number consists of a series of letters and digits. The digits represent the specific facility, and the letters indicate in which State the facility is located. EPA identification numbers are obtained by filing Form 8700-12, "Notification of Regulated Waste Activity," with the appropriate EPA Regional or State RCRA office.

Without an EPA identification number, a generator cannot treat, store, dispose of, transport, or offer for transport any hazardous waste. A generator is also forbidden from offering hazardous waste to a transporter or treatment, storage, or disposal facility (TSDF) that does not have an EPA identification number. On the Federal level, conditionally exempt small quantity generators are not required to obtain EPA identification numbers; however, State policy may require conditionally exempt generators to obtain EPA identification numbers.

Pre-Transport Requirements

EPA has adopted the pre-transport regulations used by the U.S. Department of Transportation (DOT). DOT regulations require proper packaging to prevent leakage of hazardous materials, and labeling, marking, and placarding of these wastes to identify characteristics and potential dangers. For more information on DOT prepackaging requirements, consult the regulations in 49 CFR.

Accumulation Requirements

Although storage of hazardous waste generally requires a RCRA permit, RCRA allows generators to "accumulate" hazardous waste on-site without a permit as long as they comply with specific limits and standards set out for each generator category.

Large Quantity Generators

Large quantity generators may accumulate waste on-site for up to 90 days without a RCRA permit as long as:

- The waste is properly stored
- The facility has an contingency plan in place
- Facility personnel are trained in proper waste handling procedures.

Large quantity generators may only accumulate hazardous waste in containers, tanks, containment buildings, or on drip pads. Each container and tank must be labeled with the words "hazardous waste," and generators must mark the accumulation start date on each container. Tanks need not have the start date marked on them because they are continually reused. Large quantity generators must, however, be able to demonstrate through manifests and other records that the tank has been emptied within the specified 90-day time frame.

Treatment in Generator Accumulation Units

If a generator continues to store hazardous waste for longer than 90 days, the facility will be considered a hazardous waste storage facility and must obtain a RCRA permit (see discussion of RCRA permits below). Although some States prohibit such action, under Federal regulations, generators may perform treatment (except for thermal treatment such as combustion and incineration) of hazardous waste in accumulation units under the condition that they continue to comply with the general management standards discussed above and do not exceed the 90-day accumulation time limit.

RCRA Air Emission Standards

On December 6, 1994, EPA finalized its air emission standards under RCRA to reduce volatile organic air emissions from waste management operations. These standards, known as Subpart CC, affect owners/operators managing hazardous waste with a certain volatile organic concentration in tanks, surface impoundments, and containers. Large quantity generators must comply with these regulations in order to maintain their permit-exempt status. The Subpart CC standards are in the final stages of development and are expected to become effective October 6, 1996. The Subpart CC standards do not apply to process tanks or to wastewater treatment units at wood preserving facilities. Oil-borne facilities using large tanks to store hazardous waste need to carefully consider the applicability of Subpart CC.

Small Quantity Generators

Small quantity generators may accumulate waste on-site for up to 180 days as long as:

- The on-site quantity does not exceed 6000 kg at any time
- At least one employee who is responsible for coordinating emergency responses is either at the facility or on-call at all times
- The facility has basic safety information, including the name and telephone number of the designated emergency coordinator, location of fire extinguishers, spill control materials, and the fire department phone number posted next to the telephone

- Personnel are familiar with the emergency procedures to be followed in the event of a spill or accident.

Note: *As an exception to the 180-day accumulation time period, small quantity generators may only store hazardous waste on drip pads for 90 days, but may continue to store hazardous waste in drums and tanks for up to 180 days (accumulation time is extended to 270 days if the generator must transport the hazardous waste over 200 miles for off-site treatment, storage, or disposal).*

If waste is stored in drums for longer than 180 days, the facility will be considered a storage facility and must obtain a RCRA permit (see discussion of RCRA permits below). Small quantity generators may also treat hazardous waste in accumulation units provided they comply with the general management and time limit restrictions discussed above.

Conditionally Exempt Small Quantity Generators

Conditionally exempt small quantity generators may accumulate hazardous waste on-site as long as they do not have on-site, at any one time, more than 1000 kg of hazardous waste, or 1 kg of acutely hazardous waste. At the Federal level, there are no accumulation time limits for conditionally exempt small quantity generators, and no recordkeeping, personnel training, or emergency planning is required. However, regulations require conditionally exempt generators to send their wastes to one of five types of facilities (either a State- or Federally-approved municipal or hazardous waste landfill, or a recycling facility). Conditionally exempt generators are strongly encouraged to check with their State hazardous waste agency to determine if the State has adopted more stringent standards for generators of less than 100 kg.

Satellite Accumulation

Many generators temporarily store their hazardous waste in locations at or near the point of generation before taking the waste to a central accumulation area at the facility (i.e., the "90-day area"). This **satellite accumulation** is permissible under Federal RCRA regulation, provided certain criteria are met. Generators may accumulate up to 55 gallons of hazardous waste, or one quart of acutely hazardous waste, at or near the point of generation in satellite accumulation areas without triggering the generator's "90-day clock." For example, wastes that are temporarily accumulated right outside of the retort could qualify for the satellite accumulation provision. The following requirements apply to satellite accumulation:

- Containers must be labeled as "HAZARDOUS WASTE" or with other words that identify the contents of the container.
- Once the 55-gallon limit is reached in the satellite accumulation area, the containers must be removed within 72 hours and taken to a central accumulation area.
- The 90- or 180-day facility accumulation limit begins with respect to satellite accumulation waste as soon as the waste is removed from the satellite accumulation area.
- When the 55-gallon limit is reached, generators must mark the container with the start date that excess waste started to accumulate. Generators then have three days to remove the hazardous waste to a central accumulation area where the 90- or 180- day accumulation time will begin, depending on their generator status.

EPA does not limit the number of satellite accumulation areas allowed at a particular facility, nor does it specify the type or size of containers that may be used. As long as the 55-gallon limit is not exceeded, owners/operators may use a variety of containers to accumulate wastes in a satellite area. Proper satellite areas should be designated in conjunction with the appropriate State hazardous waste agency.

Storage Requirements

Hazardous waste may be stored in 55-gallon drums, tanks, or other units suitable for the type of waste generated.

If hazardous waste is stored in **containers**:

- The container must be clearly marked with the words "HAZARDOUS WASTE" and with the date the accumulation starts.
- Containers must be kept in good condition and replaced if they begin to leak.
- Containers must be kept closed and sealed except when being emptied or filled.
- Containers must be inspected each week for leaks or corrosion.
- If a container is used to store ignitable or reactive waste, it must be placed at least 50 feet (15 meters) from the facility property line to create a buffer zone.
- Wastes that can react together must never be stored together to prevent dangerous reactions upon contact.

Generators may also store hazardous waste in **tanks**, provided they meet certain standards. All large quantity generators accumulating hazardous waste in tanks must comply with the standards discussed in Section 7; however, small quantity generators accumulating hazardous waste in tanks are subject to special standards.

If small quantity generators are accumulating hazardous waste in tanks:

- The tank must be kept covered or, if uncovered, there must be at least two feet of space between the top of the tank and the waste being stored (unless the tank is equipped with secondary containment).
- If the tanks have equipment that allows waste to flow into them continuously, waste feed cut-off or bypass systems must be provided to stop the flow in case of problems.
- Monitoring or gauging systems must be inspected each operating day and the tanks

themselves must be inspected each week for leaks or corrosion.

- For tanks containing ignitable or reactive wastes, a buffer zone must be established between the tank and the facility property line. At a minimum, buffer zones must meet appropriate National Fire Protection Association (NFPA) requirements. Owners/operators can obtain this information from the local fire department.

Combined Use of Drip Pads, Containers, and Tanks/Sumps at Wood Preserving Facilities

It is possible for a wood preserving facility to use drip pads, containers, and tanks to manage hazardous waste in the same operation. For example, waste may be generated and accumulated on a drip pad for a short period of time, then drained to a collection tank or sump. In addition, many owners/operators also keep a drum located at the edge of the drip pad to capture debris and residues that do not drain into the collection unit and are picked up off the drip pad.

In combined use situations, it is important to know the regulatory status of all waste accumulation units. The drip pad is specifically identified as an accumulation unit in the RCRA regulations. The RCRA drip pad standards require that all tanks and sumps used as drip pad collection units meet the RCRA tank standards in Subpart J. As a result, these tanks/sumps will also be subject to Subtitle C controls. Although it is possible for these tanks to be fully regulated, collection tanks can be a part of a facility's wastewater treatment system and thus exempt from RCRA regulation. RCRA provides an exemption from regulations for wastewater treatment units. If this is the case, the tank or sump would not be regulated under Subpart J, but would be subject to regulation under the Clean Water Act.

To take advantage of the wastewater treatment unit exemption, the tank has to be part of a system that is either discharging to a publicly-owned treatment work (POTW) or subject to a National Pollutant Discharge Elimination System (NPDES) zero discharge permit. It is the responsibility of the facility's owner/operator to make these kinds of determinations in conjunction with the appropriate State authority.

Containers that are kept on the edges of drip pads to collect materials such as debris may be considered satellite accumulation areas under RCRA. RCRA allows owners/operators to accumulate up to 55 gallons of hazardous waste in areas at or near the point of generation before it is transferred to a central accumulation unit.

Manifest Requirements

A generator who transports, or offers for transportation, hazardous waste for off-site treatment, storage, or disposal must prepare a Uniform Hazardous Waste Manifest (Form 8700-22A). Manifests allow generators, as well as regulators, to track the movement of hazardous waste from its point of generation to the point of ultimate treatment, storage, or disposal. Each party that handles the waste must sign the manifest and retain a copy. Once the transport is complete, the receiving facility must return a signed copy of the manifest to the generator (within 60 days for small quantity generators, and within 45 days for large quantity generators). If no copy of the signed manifest is received by the generator, an exception report must be filed.

RCRA manifests contain the following information:

- Name and EPA identification number of the generator, transporter, and the designated TSDF
- DOT description of the waste
- Quantity of waste
- Address of the designated TSDF to which the waste is being transported
- Certification that the generator has in place a program to reduce the volume or toxicity of waste and that the treatment, storage, and disposal method chosen by the generator is the most practical method currently available.

Personnel Training

Large and small quantity generators must satisfy certain personnel training requirements. These requirements help to ensure that all employees in contact with hazardous waste are knowledgeable of the dangers involved and educated on proper waste handling procedures and precautions. Large quantity generators are subject to the same personnel training requirements as permitted RCRA facilities. To fulfill these requirements, facility personnel must successfully complete a program of classroom instruction or on-the-job training that teaches them to perform their duties in a safe and effective manner. Employees must complete the program within six months after beginning their employment and must take part in an annual review of the initial training. Small quantity generators are not required to satisfy these requirements, but are responsible for ensuring that facility personnel are instructed in proper waste handling procedures. Conditionally exempt small quantity generators are not subject to personnel training requirements.

Contingency Plans

Generators are required to have a contingency plan in place at the facility that outlines the proper response procedures necessary to minimize hazards posed by fires, explosions, or unplanned releases of hazardous waste from the facility. Similar to personnel training requirements, large quantity generators are subject to the same contingency plan requirements as permitted facilities. Details of the precautionary measures that must be taken are found in the regulations. Extensive plans are not required for small quantity generators; rather, small quantity generators must construct a modified version of the plan. Conditionally exempt small quantity generators are not required to have contingency plans.

Note: *Although small quantity generators are typically subject to slightly reduced requirements concerning personnel training and contingency plans, small quantity generators accumulating hazardous waste on drip pads serve as an exception to the rule. As discussed in this section, small quantity generators must comply with the large*

quantity generator standards, including those for personnel training and contingency plans. Therefore, in the specific instance of a generator accumulating on drip pads, owners/operators will not be able to take advantage of this reduced burden.

Recordkeeping and Reporting Requirements

Hazardous waste generators must satisfy several recordkeeping and reporting requirements. Large quantity generators who transport hazardous waste off-site must submit a **biennial report** to the EPA Regional Administrator (or State director if the State is authorized to implement the hazardous waste program) by March 1 of each even-numbered year. This report details the generator's activities during the previous calendar year, including the quantity and nature of the hazardous waste generated; and the name, address, and EPA identification number of each TSDF to which waste was sent and each transporter who handled the waste for the facility. The report must also describe the facility's efforts to reduce the volume and toxicity of the wastes generated and the changes in volume and toxicity actually achieved compared to previous years **(waste minimization report)**. Neither small quantity generators nor conditionally exempt small quantity generators are required to submit a biennial report.

To ensure the safe and efficient transport of hazardous waste to off-site facilities, RCRA requires facilities to return a signed copy of the manifest to the generator within a certain time frame. Small quantity generators must receive a copy within 60 days, large quantity generators within 45 days. Owners/operators who do not receive a copy of the manifest signed and dated by the TSDF within the appropriate time period must submit an **exception report**. Although there is no specific form, the contents of the exception report are specified in the regulations. Conditionally exempt small quantity generators are not required to prepare a manifest, and thus are not subject to the exception reporting requirements.

Generators must keep signed copies of manifests for at least three years from the date waste was accepted by the initial transporter. The generator must also

retain a copy of each biennial report for three years from the due date of the report. In addition, a generator must keep records of any test results or waste analyses for at least three years. The three-year period for retention of records is automatically extended during an enforcement action.

Exhibit 7 summarizes the different regulatory requirements for large quantity, small quantity, and conditionally exempt generators.

Exhibit 7
Requirements for Wood Preserving Facilities that are Generators of RCRA Hazardous Waste

	Large Quantity	Small Quantity	Conditionally Exempt
Hazardous Waste Quantity Limits (per calendar month)	≥1000 Kg hazardous waste or ≥ 1 Kg acute hazardous waste	Between 100-1000 Kg hazardous waste	< 100 Kg or < 1 Kg acute hazardous waste
Waste Determination	Yes	Yes	Yes
EPA ID Number	Yes	Yes	No
On-Site Accumulation Quantity Limits	None	≤ 6000 Kg	≤ 1000 Kg ≤ 1 Kg acute hazardous < 100 Kg spill residue from acute HW
Accumulation Time	≤ 90 days	≤ 180 days* (≤ 270 days if travel to waste management facility is > 200 miles)	None
Storage Requirements	Comply with <u>all</u> Part 265 management standards for tanks, containers, drip pads, and containment buildings	Comply with <u>basic</u> technical requirements for tanks and containers*	None
Off-Site Waste Management	RCRA permitted or interim status HW facility	RCRA permitted or interim status HW facility	State approved or RCRA permitted/interim status facility <u>or</u> recycling facility
Contingency Plan	<u>Full</u> plan to minimize hazards from fires, spills, explosion	One person at the facility at all times responsible for coordinating emergency responses	None
Storage Yard Cleanup Plan	Yes	Yes	No
Subpart W Drip Pad Standards	Yes	Yes	No**

Exhibit 7
Requirements for Wood Preserving Facilities that are Generators of RCRA Hazardous Waste (cont'd)

	Large Quantity	Small Quantity	Conditionally Exempt
DOT Shipping Requirements	Yes	Yes	Yes
Treatment on Site without a RCRA Permit	Yes (except for thermal treatment such as combustion and incineration)	Yes (except for thermal treatment such as combustion and incineration)	No, unless the CESQG is also one of the types of waste management facilities specified above
Manifest	Yes	Yes	No
Biennial Report	Yes	No	No
Recordkeeping	• Manifests • Biennial reports • Exception reports • Test results • Records of past management practices • Records of storage yard cleanup • Documentation if any past decontamination of equipment to eliminate waste codes	• Manifests • Exception reports • Test results • Records of past management practices • Records of storage yard cleanup • Documentation if any past decontamination of equipment to eliminate waste codes	None
Personnel Training	Formal classroom training with annual updates	Employees must be familiar with waste handling and emergency procedures relevant to their position	None

**Generators of between 100-1000Kg hazardous waste per calendar month (small quantity generators) who utilize drip pads must comply with the standards for large quantity generators for the management of wastes on drip pads. This means that small quantity generators can only accumulate hazardous waste for 90 days. This exception does not apply to the management of drummed wastes, which are still subject to the 180-day accumulation time.*

***Although Federal RCRA regulations do not specifically require conditionally exempt small quantity generators to comply with the Subpart W drip pad standards, owners/operators of these facilities should note that any hazardous waste that is allowed to accumulate on the ground (i.e., allowed to drip off of a charge and onto the ground in the storage yard) can be considered illegal disposal of hazardous waste and subject to enforcement action. Therefore, it is advisable that conditionally exempt generators manage their process in a manner that does not allow preservative or waste to contact the ground.*

Land Disposal Restrictions

The RCRA Land Disposal Restrictions (LDR) require that hazardous waste must meet specified treatment levels in order to be disposed of on the land. An example of land disposal is the placement of wastes into a landfill or lagoon. EPA has assigned each waste code identified under RCRA a specific **treatment standard** that must be met before land disposal can occur.

Treatment standards can be expressed in two ways: (1) as a specific technology (e.g., combustion, vitrification) that must be applied to the waste in order to meet the standard, or (2) as specific concentration levels. Facilities managing wastes with treatment standards expressed as concentration levels may perform any type of treatment on the waste stream to achieve the standard (keep in mind however, that a generator cannot perform thermal treatment, such as incineration or combustion, unless they obtain a RCRA permit). EPA does not allow the dilution of hazardous waste to meet LDR treatment standards.

Wastes which do not meet treatment standards cannot be land disposed unless EPA has granted a variance, extension, or exclusion for a particular waste stream. Also, certain newly identified wastes (those identified on or after November 8, 1984) have not yet been assigned treatment standards. This is because EPA needs time to determine the best methods available to treat these wastes in order to establish treatment standards. Until a treatment standard has been developed, these wastes will not be subject to LDR. Certain F-listed wastes from the wood preserving industry (i.e., F032, F034, and F035) are among the wastes for which EPA has not yet identified treatment standards. Until these treatment standards are finalized, these wood preserving wastes are not subject to LDR treatment standards. In addition, other wastes generated in the wood preserving industry, such as K001, already have treatment standards. K001, which is described in the listing as bottom sediment sludge from the treatment of wastewaters from wood preserving processes that use creosote and/or pentachlorophenol, does have an established numerical treatment standard.

Generators and TSDFs managing hazardous wastes that are subject to LDR have specific notification, certification, waste analysis, and recordkeeping requirements. Similar to a hazardous waste manifest, LDR notification and certification paperwork helps hazardous waste handlers and EPA ensure that wastes are being properly treated before land disposal.

Waste Subject to LDR Requirements

Generators are responsible for determining whether their waste is subject to LDR. This is accomplished by either testing the waste or by applying generator process knowledge. If a waste is subject to LDR but does not meet the applicable treatment standards, generators must provide written notification to the TSDF to which the waste is being sent. Although there is no specific LDR notification form, EPA does require specific information to be included in the notice, including:

- EPA hazardous waste code
- Identification of the waste as a wastewater or non-wastewater
- Manifest number of the shipment
- Waste analysis information (if available)
- For certain specified wastes, any additional hazardous constituents present in the waste.

If an LDR waste does meet applicable treatment standards, the generator must certify to the receiving TSDF that the waste meets the required treatment standards. Generators must keep a copy of all notifications and certifications for at least five years.

Generators may treat their waste on-site to meet LDR treatment standards. To do so, they must first develop a written waste analysis plan (WAP). The WAP must justify the frequency of testing based on a detailed analysis of a representative sampling of the waste, and contain information necessary for proper treatment of the waste. Generators who perform on-site treatment of hazardous waste that is unrelated to LDR treatment standards are not required to develop a WAP.

RCRA Permitting

Permits are an essential part of the RCRA Subtitle C program. RCRA requires facilities that treat, store, or dispose of hazardous waste to obtain an operating permit. A permit establishes site-specific administrative and technical hazardous waste management standards to which a TSDF must adhere.

Permit Exemptions

There are limited circumstances under which a facility can treat, store, or dispose of hazardous waste without a permit:

- Large quantity generators storing hazardous waste on site for less than 90 days, and small quantity generators storing hazardous waste on site for less than 180 days
- Owners/operators of totally enclosed treatment facilities, wastewater treatment units, and elementary neutralization units
- Persons engaged in containment activities during an emergency response (e.g., spills, accidents)
- Owners/operators of solid waste disposal facilities handling only conditionally exempt small quantity generator wastes.

Any facility that does not qualify for a permit exemption and that treats, stores, or disposes of hazardous waste must obtain a RCRA permit. Because treatment, storage, and disposal generally involve several different types of units and multiple activities, the permitting regulations impose requirements far more extensive than those imposed upon a generator. As a result, many facilities in the wood preserving industry have made a concerted effort to maintain generator status to avoid having to apply for and adhere to the requirements of a permit. In light of recent waste minimization efforts, this has become increasingly easier to accomplish.

Permitting Standards

RCRA permitting standards consist of both general TSDF standards as well as unit-specific standards. The general RCRA TSDF standards require facilities to:

- Conduct detailed chemical and physical analyses of waste managed at the facility
- Install security measures to protect human health, safety, and the environment
- Develop and conduct a written facility inspection plan
- Ensure that facility personnel are trained to handle any hazardous waste with which they may come into contact

- Properly manage all wastes to minimize the chance of ignition, reaction, or explosion
- Comply with standards prohibiting the siting of a facility in areas prone to flooding or seismic activity
- Develop emergency preparedness and contingency plans
- Comply with general manifesting, recordkeeping, and reporting requirements.

All new facilities requiring a RCRA permit must apply for, and receive, a permit before construction of the facility can begin. Owners/operators of existing facilities must operate under RCRA's **interim status** standards while seeking a permit or awaiting permit approval by EPA. With few exceptions, RCRA's interim status standards are very similar to the permitting standards.

Permit Applications

RCRA permit applications are lengthy and comprehensive, consisting of two parts: Part A and Part B. Both parts of the application provide EPA with the information necessary to establish site-specific requirements. The Part A application is submitted on Form 8700-23, and consists of basic facility information such as the name, mailing address, and location of the facility. The Part B application is the more complex, narrative part of the permit application in which the applicant describes, in great detail, the types of wastes that will be managed at the facility, precautionary measures that will be taken to protect human health and the environment, and all waste analysis, facility inspection, and contingency plans that will be part of everyday activities of the facility.

Once EPA receives this information, the application is reviewed, presented for public comment, then approved or denied. All RCRA permits are effective for a fixed term, not to exceed ten years. At that time, the permit may be modified, reissued, or terminated.

Wood Preserving Facilities and Permits

The process of obtaining a RCRA treatment, storage, and disposal permit is difficult and lengthy, sometimes taking two years or more to complete. Wood preserving facilities can, and often do, avoid the need to obtain a RCRA permit by maintaining their permit-exempt status as a hazardous waste generator. To do this, a facility must ensure that any waste generated at the facility is removed and sent to a permitted or interim status TSDF within the appropriate time frame (within 90 days for large quantity generators and within 180 days for small quantity generators). Because most wood preserving facilities do not generate large volumes of waste, the majority of facilities do not find it difficult to remain exempt from permitting requirements.

Closure Requirements at Permitted Facilities

All hazardous waste management facilities eventually cease their treatment, storage, or disposal activities. When ceasing operation, these facilities must be closed and maintained in a way that ensures that they do not pose a future threat to human health and the environment.

Closure regulations can be divided into two parts: general closure standards and unit-specific standards. General closure standards apply to all TSDFs entering into closure. Unit-specific standards address the specific types of waste management units regulated under RCRA. Both general and unit-specific standards must be satisfied to complete closure activities. The maximum time allowed to complete closure after the unit has received its final volume of waste is 180 days. Extensions to this 180-day time period may be granted under certain circumstances by the EPA Regional Administrator. All TSDFs must submit closure plans explaining, in detail, how the facility will achieve the closure standards. Permitted facilities must submit this plan with their Part B permit application. Interim status facilities must have written closure plans on-site six months after they become subject to the RCRA TSDF standards.

Each closure plan must:

- Describe how each hazardous waste management unit at the facility will be closed

- Estimate the maximum inventory of hazardous waste that will be on-site during the facility's operating life
- Describe closure methods necessary to remove and manage waste present at the facility
- Describe any other steps necessary to achieve complete closure
- Contain a schedule of closure dates, including the amount of time each closure activity will take
- Contain an expected date of final closure.

Post-Closure Requirements

Owners/operators who cannot "clean close" their facility by removing or decontaminating all equipment, structures, and soils must also enter into a period of post-closure care to prevent or control any future releases into the environment. Post-closure is normally a 30-year period after closure during which owners/operators must conduct groundwater monitoring and maintenance activities to prevent releases. Facilities entering into post-closure must obtain a post-closure permit, and must also submit a post-closure plan to the EPA Regional Administrator describing how these activities will be conducted.

Closure of Wood Preserving Facilities

Wood preserving facilities that maintain generator status under RCRA are subject to limited closure requirements. Large quantity generators must close their accumulation units in a manner that minimizes or eliminates post-closure release of hazardous waste into the environment, and must dispose of or decontaminate equipment, structures, and soils at the facility.

Small quantity generators are not subject to generic closure requirements; instead, small quantity generators must comply with applicable unit-specific closure requirements contained in the regulations. For example, at closure, all accumulated hazardous waste and residues must be removed from drip pads, treatment equipment, discharge equipment, discharge control equipment, and discharge confinement structures. Small quantity generators accumulating hazardous waste in tanks must also comply with the appropriate tank closure requirements.

Note: *Small quantity generators accumulating hazardous waste on drip pads must comply with the regulations applicable to large quantity generators. Thus, they are subject to the general closure requirements applicable to large quantity generators discussed above.*

Hazardous wastes generated from closure activities must be handled according to applicable RCRA regulations. EPA has not established specific Federal cleanup levels to verify "clean closure." Many States, however, have established risk-based cleanup levels depending upon projected land use at the facility. Thus, facilities must work closely with their implementing agency to determine specific levels of decontamination that will ensure the protection of human health and the environment.

Underground Storage Tanks

RCRA's Underground Storage Tank (UST) program establishes a comprehensive regulatory scheme for the management of USTs storing petroleum and hazardous substances as defined under CERCLA. The regulations establish minimum standards for new tanks and require owners/operators of existing tanks to either upgrade, replace, or close them according to the regulations.

The regulations are divided into two parts. The first part contains technical requirements designed to reduce the chances of releases from USTs, detect leaks and spills when they occur, and secure prompt cleanup in the event of a release. The second part of the UST regulations consists of financial responsibility requirements to ensure that, in the event of a spill or leak from an UST, a facility will have the financial resources to pay for cleanup and compensate any third parties involved. The financial responsibility requirements apply only to USTs containing petroleum.

Most wood preserving facilities are not subject to the UST regulations; in fact, the definition of "regulated substance" as it applies to the UST program specifically excludes RCRA hazardous wastes. This is because RCRA already has standards regulating the

management of tanks containing hazardous waste, whether underground or above ground. As a result, tanks accumulating hazardous waste at a wood preserving facility, even if underground, are not subject to the UST regulations. If, however, a wood preserving facility does have an underground storage tank (defined as a tank system whose volume is 10 percent or more below the surface of the ground) on-site that contains petroleum or hazardous substances as defined under CERCLA, it may be subject to the UST regulations.

Although there are no Federal RCRA standards for the management of products in aboveground tanks, States may have established such requirements.

State Authorization

The RCRA program grants certain States authorization to implement the Federal hazardous waste regulations. To receive authorization, States must demonstrate to EPA that their regulatory program is equivalent to Federal authority, consistent with the Federal program, and at least as stringent as the Federal regulations. Following such authorization, State regulations operate in lieu of the Federal program in that State.

State authorization can be divided into two major categories: the "base program" and "revisions." Before States can implement any part of the Federal RCRA regulations, they must first obtain base authorization, which allows a State to implement the fundamental requirements of the RCRA program (generally anything published prior to April 1, 1983), such as generator standards, hazardous waste identification standards, and basic permitting provisions. For those States that do not have base authorization (currently this list includes Iowa, Hawaii, Alaska, and some U.S. territories), EPA implements the entire hazardous waste management program.

Once a State receives base authorization, it must continue to revise its program to incorporate frequent revisions to the RCRA regulations to retain its authorized status. Because revisions to the Federal hazardous waste management program

consist of hundreds of individual rulemakings, EPA has segmented the Federal program into different groups, or **clusters**. A State may not incorporate clusters of rules into its program until it receives base authorization.

Note: *Individual States may incorporate provisions into their own programs that have no counterpart in the Federal program. These additional elements of a State's program are not considered to be part of the Federal RCRA program, and are not subject to State authorization procedures.*

Most States are not authorized for all clusters of hazardous waste revisions. Therefore, the status of rulemakings that a State has not "picked up" (been authorized for) depends on the statutory authority upon which those rulemakings are based. For example, some rulemakings will be effective immediately in all States, regardless of the rules' authorization status in that State. Other rulemakings, however, must be picked up by an individual State before they can become effective in that State. A discussion of this aspect of State authorization is found below.

Within the State authorization program, it is important to distinguish between those rulemakings that are published as a result of original RCRA language (i.e., from statutory language from 1976), and those published pursuant to the Hazardous Solid Waste Amendments of 1984 (HSWA). Prior to the enactment of HSWA, a State with final authorization administered its hazardous waste program entirely in lieu of the Federal program. Federal requirements no longer applied in the authorized State, but were incorporated into the individual State's hazardous waste program. When new, more stringent requirements were enacted, the State was obligated to enact equivalent authority within specified time frames. New Federal requirements did not take effect in an authorized State until the State adopted the requirements as State law. Some Federal rules are still issued based on the original pre-HSWA authority, and become effective in authorized States (those States which have been base authorized for

rules published prior to April 1, 1983) only when the State adopts the provisions as State law. These rules are known as "non-HSWA" rulemakings.

In contrast, HSWA of 1984 amended RCRA and changed the State authorization regulations. Under the revised program, any new requirements or prohibitions imposed by HSWA take effect immediately in **all** States upon the effective date of the standards, regardless of a State's authorization status. In those States that do not have base authorization, EPA will implement the program until the State is granted the authority to do so. Rulemakings that are developed pursuant to HSWA are called HSWA rulemakings. Exhibit 8 illustrates the difference between HSWA and non-HSWA rulemakings. The difference between HSWA and non-HSWA rulemakings is important in determining the status of wood preserving wastes in a particular State.

Exhibit 8
Relationship Between State Authorization Status and HSWA/Non-HSWA Rulemakings

State Authorization Status	Statutory Basis for Rulemaking	
	Non-HSWA	HSWA
Authorized State (authorized for base RCRA program)	Effective date = Date when State became authorized for rule, implementation of rule by State	Effective date = Date of rule, EPA implements until State adopts rule
Unauthorized State (no authorization for base RCRA program)	Effective date = Date of rule, implementation of rule by EPA	Effective date = Date of rule, implementation of rule by EPA

Additional information is available on the subjects discussed above:

- For general information on RCRA, refer to EPA's RCRA Orientation Manual, 1990 Edition, EPA/530-SW-90-036.
- For information on the specific regulations, consult the following sections of the Code of Federal Regulations:
  - Definition of Solid Waste — 40 CFR §261.2
    Definition of Hazardous Waste — 40 CFR §262.11
  - Characteristic Waste — 40 CFR §§261.20-261.24
  - Listed Waste — 40 CFR §§261.31-261.33
  - Hazardous Waste Mixtures — 40 CFR §261.3(a)(1)(iv)
  - Derived-From Hazardous Waste — 40 CFR §261.3(c)(2)
    Hazardous Waste Counting — 40 CFR §261.5
  - Generators of Hazardous Waste — 40 CFR Part 262
  - Accumulation Time/Storage Limits — 40 CFR §262.34
  - Satellite Accumulation — 40 CFR §262.34(c)
  - Conditionally Exempt Small Quantity Generators — 40 CFR §261.5
  - EPA Identification Numbers — 40 CFR §262.12
  - Pre-Transport Requirements — 40 CFR §§262.30-262.33; 49 CFR Parts 172, 173, 178, and 179
  - Manifest Requirements — 40 CFR §262.20
  - Recordkeeping/Reporting Requirements — 40 CFR §§262.40-262.43
  - Hazardous Waste Under RCRA — 40 CFR Part 261
  - Permitting Under RCRA — 40 CFR Part 270
  - Exemptions From Permitting — 40 CFR §270.1(c)(3)
  - Exemptions from Definition of Solid Waste/Hazardous Waste — 40 CFR §261.4
  - RCRA General TSDF Standards — 40 CFR Part 264/265, Subparts A-H
  - Permit Application Process — 40 CFR Part 270, Subpart B
  - Land Disposal Restrictions — 40 CFR Part 268
  - LDR Notification Requirements — 40 CFR §268.7
  - Waste Analysis Plans — 40 CFR §268.7(a)(4)
  - Closure and Post-Closure — 40 CFR Parts 264/265, Subpart G §262.34 (generator closure)
  - Underground Storage Tanks (USTs) — 40 CFR Part 280
  - State Authorization — 40 CFR Part 271.

- For more information on EPA's contained-in policy, consult the regulatory interpretive correspondence dated June 16, 1989, written from Cannon to Jorling. This memorandum is also a part of the RCRA Permit Policy Compendium, #9441.1989(30).
- For more information on episodic generation and hazardous waste counting, consult the March 24, 1986, Federal Register (51 FR 10146; March 24, 1986).
- For more information on the Toxicity Characteristic Leaching Procedure (TCLP), consult the March 29, 1990, Federal Register (55 FR 11798; March 29, 1990) and the Technical Assistance Document for Complying with the TC Rule and Implementing the Toxicity Characteristic Leaching Procedure (TCLP) (Revised May 1994) EPA, 902-B-94-001.

Section 4
RCRA Waste Generated by Wood Preserving

Introduction

The wastes produced from the wood preserving processes discussed in Section 2 have been the subject of substantial regulatory action in recent years. In 1990, EPA issued final regulations that specifically listed wood preserving wastes from facilities that use chlorophenolic formulations, creosote formulations, and inorganic preservatives containing arsenic or chromium. The types of wastes identified include wood preserving wastewaters, process residuals, preservative drippage, and spent preservatives. In addition to these specific identified wood preserving wastes, wood preserving facilities can also generate other "listed" and "characteristic" wastes depending on the processes and chemicals used. Listed and characteristics wastes, as defined under RCRA, are discussed in Section 3 of this Guide.

This section of the Compliance Guide discusses three general types of hazardous waste generated by wood preserving facilities: wastewaters; process residuals; and preservative drippage. It also discusses some of the exclusions from RCRA that may apply to these wastes at various stages of the wood preserving.

Health Concerns of Wood Preserving Wastes

Wastes from the wood preserving industry can be considered hazardous because they are listed as a hazardous waste or they exhibit a characteristic of hazardous waste. EPA has data demonstrating that constituents found in wastes generated by the wood preserving process, such as chlorophenolics, creosote, and inorganics (i.e., arsenic and chromium) are systemic toxicants and/or carcinogens. Systemic toxicants are constituents that may have long-term chronic effects other than cancer or mutations. Carcinogens are constituents that have the potential to cause cancer. Some of these wastes may also contain high levels of dioxins. Given the high concentrations of these chemicals typically present in wastes produced by the wood preserving industry, the potential for harmful exposure to human if chemicals are mishandled, can be significant. Potential for exposure is most likely to occur through contact with contaminated groundwater or chronic occupational exposure.

For example, previous studies of pentachlorophenol have shown it to be highly toxic to humans. Exposure to pentachlorophenol can cause contact dermatitis, damage to vision, and upon ingestion, lung, liver, and kidney damage. Inhalation of pentachlorophenol can result in acute poisoning, centering on the circulatory system with possible accompanying heart failure. Other studies have also shown pentachlorophenol to be a carcinogen.

One of the most commonly used preservatives in the wood preserving industry is chromated copper arsenate, or CCA. This formulation contains water, arsenic acid, chromic acid, and copper oxide. Overexposure to CCA can damage mucous membranes and tissues of the respiratory system, or cause chemical burns on the skin or skin lesions. Ingestion of large amounts of CCA may have more serious effects. Chronic exposure to significant doses of CCA can lead to mental confusion, loss of coordination, and impaired senses of touch, pain, and temperature. CCA is also considered a possible carcinogen.

Due to these and other health concerns, EPA found it necessary to specifically identify wood preserving wastes as hazardous under RCRA.

Exhibit 9 provides an overview of the material inputs and pollution outputs from the wood preserving process.

Exhibit 9
Wood Preserving Process Inputs and Pollution Outputs

Material Input	Air Emissions	Process Waste	Other Waste
Wood; water; carrier oils; creosote; inorganic formulations of arsenic, chromium, copper, zinc; penta-chlorophenol; borates; ammonium compounds	Boiler emissions, air-borne arsenic, polycyclic organics, penta-chlorophenol, volatile organic compounds from carrier oils and creosote	Dripped formulation mixed with rainwater, wash down water, detergent, kiln condensate, contact cooling water	Sump and retort sludges, process residuals including discarded clothing and gloves, banding, wood stickers, saw dust and splinters from the drip pad, contaminated soils from storage yard clean-up

Wastewater

Wastewaters produced during the wood preserving process that are regulated under RCRA can be generated during various stages of wood preserving operations. These include wastewater generated during steam conditioning wood in treatment cylinders prior to applying preservative, preservative formulation recovery and generation wastewater, water used to wash excess preservative from the surface of preserved wood while sitting on the drip pad, washdown water used to clean drip pads, and condensate from kilns used to dry preserved wood.

Other operations resulting in the generation of wastewater include the rinsing of drums, storage tanks, process areas, and equipment. In addition, water, **including rainwater**, that accumulates on drip pads and in retort sumps, and rainwater falling on or in the treatment cylinder and work tank secondary containment areas, is also classified as hazardous waste.

Most wastewater generated at wood preserving facilities is considered hazardous waste under RCRA either because it is mixed with a listed waste or because it exhibits a characteristic of hazardous waste. As a result, many of the tanks and other units in which these wastes are collected, stored, accumulated, treated, and/or disposed will be subject to RCRA regulation (a more detailed explanation of regulations concerning management of hazardous waste in tanks is provided in Section 6 of this Guide).

Note: *Many tanks or sumps that are used to accumulate or treat wastewaters from wood preserving may, in fact, be excluded from RCRA regulation. Wastewater treatment units subject to regulation under the Clean Water Act are exempt from RCRA standards. As a result, tanks and sumps used to collect wastewaters may not be subject to any standards. Check with the appropriate State hazardous waste agency to determine the applicability of this exemption.*

Much confusion exists as to which wastes generated at wood preserving facilities should be counted. Whether wastewater is counted toward a facility's generator status will depend on a number of factors. Specific hazardous waste counting issues as they relate to the wood preserving industry are discussed elsewhere in this section (See Exhibit 6, Hazardous Waste Counting).

Note: *Wastewater that does not come into contact with preservative solutions is not regulated as listed waste under RCRA. Wastewaters can, however, exhibit a characteristic of hazardous waste depending on the hazardous constituents in the wastewater.*

Process Residuals

Materials such as sawdust, wood chips, splinters, equipment and parts, tags, labels, sand, dirt, and stones, that are attached to wood when it enters the retort are often washed off during the treatment process. These materials can form a residue in the retort and may settle out of the preservative solution elsewhere in the process (e.g., in work tanks, retorts, or sumps). They may also be intentionally filtered out of the preservative prior to reuse in the treatment process. Other process residuals include discarded personal protective equipment (e.g., gloves, clothing, tyvec suites, boots that have come into contact with preservative), used banding (that is not being recycled), and wood stickers. All of these wastes are considered process residuals and must be handled as hazardous waste under RCRA if they have contacted listed wastes or if they exhibit a characteristic of hazardous waste.

Determining exactly when these materials are generated for purposes of making a hazardous waste determination and complying with appropriate management standards can be complicated and site-specific. Where process residuals are continually deposited at the bottom of a work tank or sump, hazardous waste is not generated until the work tank/sump/pit is cleaned out and the sludge is removed. At the time the sludge is removed, owners/operators must determine whether the waste is hazardous.

The generation of process residuals can be significantly reduced by employing waste minimization practices at wood preserving facilities. For example, by power washing incoming lumber or by accepting only clean, high grade lumber for treatment, owners/operators can minimize the amount of hazardous process residuals generated.

Drippage and Process Residuals

Preservative drippage and process residuals may also accumulate on drip pads, in pathways over which treated wood is transported, and in treated wood storage yards. This category of waste includes drippage of preservative from treated wood, preservative that is washed off treated wood by rainwater, and residuals from collecting and recycling preservative that drips off or is washed off treated wood.

Note: *Preservative that is washed off treated wood in storage yards by rainwater is not specifically identified as a RCRA listed waste, but it may exhibit a hazardous waste characteristic. In addition, although the Subpart W drip pad standards do not apply to storage yard drippage, drippage of excess preservative that occurs in storage yards may be covered by the hazardous waste listings discussed below if certain chemical formulations are used, and must be cleaned up immediately in accordance with the facility's contingency plan for storage yard drippage (for a more detailed discussion of EPA's regulation of storage yards, see Section 6).*

Contaminated Clothing and Other Materials

Personnel working at wood preserving facilities often produce contaminated personal protective equipment (PPE) such as disposable cover-alls, clothing, gloves, boots, and other materials (e.g., trash). These items are commonly sent for disposal or to a laundering facility so they can be cleaned and used again.

Contaminated materials that are sent for disposal must be handled as RCRA hazardous wastes and manifested to a permitted or interim status TSDF. Contaminated materials that are sent to a laundering facility should be handled in a safe and protective manner. Owners/operators of wood preserving facilities should ensure that the laundering facility is instructed on safe handling procedures, that it segregates contaminated materials from others, and that the laundering facility's POTW is aware of the contaminated items and what kinds of chemicals they contain. This will enable the operator of the laundering facility to make all necessary arrangements to comply with Clean Water Act (CWA) requirements.

Hazardous Wastes Generated by Wood Preserving Operations

There are several EPA-classified hazardous wastes that may be generated during, or as a result of, wood preserving operations:

- **F027** — discarded unused pentachlorophenol.
- **F032** — wastewaters, process residuals, preservative drippage, and spent formulations from plants that use or have used chlorophenolic formulations. This listing applies to those facilities using "penta" wood preserving formulations.
- **F034** — wastewater, process residuals, preservative drippage, and spent formulations from plants that use creosote formulations.
- **F035** — wastewater, process residuals, preservative drippage, and spent formulations from plants that use inorganic preservatives containing arsenic or chromium.
- **K001**— bottom sediment sludge from the treatment of wastewater from wood preserving processes that use creosote or pentachlorophenol.
- **U051** — discarded unused creosote.
- **Characteristic Wastes** — constituents included in the toxicity characteristic that may be generated by the wood preserving industry include arsenic (D004), chromium (D007), lead (D008), pentachlorophenol (D037), and wastes containing cresols (D023, D024, D025, D026). Wastes generated at wood preserving facilities may also exhibit the characteristic of corrosivity (D002). This is not an exhaustive listing of all possible waste codes that may apply. Owners/operators must evaluate their specific waste streams against the toxicity characteristic constituents.
- **K035** — wastewater treatment sludges generated in the **manufacturing** of creosote (this listing **does not normally apply to wood preserving facilities**).

Wastes that meet any one of the above descriptions must be handled, stored, and disposed of according to RCRA regulations.

Note: *Most wood preserving facilities maintain tank farms where preservative is stored before use. Although these tanks are not holding hazardous waste, leaks from tanks and valves have the potential to be classified as listed or characteristic wastes under RCRA. For example, unused pentachlorophenol, when leaked, will carry the waste code F027, while unused creosote will carry the waste code U051. In addition, any chemical that is leaked or spilled at a tank farm may exhibit a characteristic of hazardous waste.*

Exhibits 10 and 11 illustrate the types of wastes typically generated by the wood preserving industry. This exhibit is intended to give owners/operators of wood preserving facilities a general idea of possible hazardous waste codes being generated at a facility according to the type of preservative used.

Exhibit 10
Codes of Hazardous Waste Generated at Wood Preserving Facilities

Preservative	F032	F034	F035	K001	F027	U051	Toxicity Characteristic(TC)*	Not Considered Hazardous By US EPA**
OIL-BORNE FACILITIES								
Creosote		✓		✓		✓	D023, D024, D025, D026	
Pentachlorophenol	✓			✓	✓		D037	
Copper Napthenate								✓
WATER-BORNE FACILITIES								
Ammoniacal Copper Arsenate (ACA)			✓					
Chromated Copper Arsenate (CCA)			✓				D004, D008	
Oxine Copper							D004, D008, D007	
Ammoniacal Copper Zinc Arsenate (ACZA)			✓					
Acid Copper Chromate (ACC)								✓
Borates								✓
Ammoniacal Copper Quat (ACQ)								✓

Note: This chart contains only suggested hazardous waste codes under the toxicity characteristic. All of these presentations may contain other hazardous constituents that would cause it to exhibit the TC for another hazardous constitutent.

* See 40 CFR §261.24 for a complete list of constituents identified under the toxicity characteristic.
** Facility is required to make a hazardous waste determination prior to disposal as non-hazardous waste (§262.11).

Exhibit 11
Wood Preserving Hazardous Waste Code Identification Table

	LISTED HAZARDOUS WASTES						TOXICITY CHARACTERISTIC WASTES***								
							Note: This general guidance may not be accurate in all cases.								
WASTE	F032	F034	F035	K001	F027	U051	D002	D004	D007	D008	D023	D024	D025	D026	D037
Wastewater Treatment Unit Sludge															
penta				X											X
creosote				X							X	X	X	X	
Door Sump Sludge															
penta	X														X
creosote		X									X	X	X	X	
inorganics*			X				X	X	X	X					
Filter Sludge															
penta	X														X
creosote		X									X	X	X	X	
inorganics*			X				X	X	X	X					
Wastewater															
penta	X														X
creosote		X									X	X	X	X	
inorganics*			X				X	X	X	X					
Process Residuals**															
penta	X														X
creosote		X									X	X	X	X	
Inorganics*			X				X	X	X	X					
Storage Yard Clean-up Material															
penta	X														X
creosote		X									X	X	X	X	
inorganics*			X				X	X	X	X					
Discarded Treated Wood End User/Customer	Industry TC studies indicate that it falls below TC thresholds. It is not an F listed waste.														
penta															X
creosote											X	X	X	X	
inorganics*							X			X					
Discarded Unused Preservative (concentrate)															
penta					X										
creosote						X									
inorganics*							X	X	X	X					
Tank Clean-out Bottoms															
penta	X														X
creosote		X									X	X	X	X	
inorganics*			X				X	X	X	X					

* Inorganic formulation of arsenic and/or chromium
** See process residual for examples
*** Not necessarily limited to these wastes
Note: The Toxicity Characteristic waste code apply only to those wastes that are not already covered by an F, or V waste code.

Exclusions from the Definition of Solid Waste

In order for a material to be considered a hazardous waste under RCRA, it must first be classified as a solid waste. Several types of materials, however, are expressly **excluded** from RCRA's definition of solid waste. Because they are not considered solid wastes, excluded wastes cannot be considered hazardous waste and are not subject to RCRA regulation. Excluded wastes may include wood preserving wastes that are recycled or reused in a manner consistent with normal product handling (e.g., directly returned to the treatment process). The eligibility of a particular material for an exclusion will depend upon the part of the process from which it is produced and the intended use of the material.

Note: *When evaluating the RCRA exclusions that may apply to the reuse of spent wood preserving solutions, it is important to note that wood preservative that is directly returned from the retort to storage and mixture tanks for reuse, is not considered a waste under RCRA. Any preservative that has not been absorbed by the wood may be directly pumped back into the system and reused without ever becoming subject to regulation. It is when the preservative is taken out of this continuous process loop, either for reclamation or disposal, that it becomes subject to regulation as a RCRA hazardous waste (e.g., when it is on the drip pad, which is a hazardous waste management unit and is not considered by EPA to be part of a closed loop). Owners/operators are strongly encouraged to verify the status of a particular waste stream with the appropriate State hazardous waste agency.*

Closed Loop Recycling

Closed loop recycling involves processes where secondary materials are reclaimed and returned to the original process from which they were generated, provided a number of conditions are met. This exclusion requires that **only tank storage be used**, and that the entire process, through completion of reclamation, be closed (e.g., there must be no potential for releases into the environment).

Wastes generated in the wood preserving industry will not usually qualify for the closed loop recycling exclusion. This is because a large portion of the waste

generated during the treatment process is generated when excess preservative and process residuals accumulate on drip pads. EPA has determined that drippage and residuals that "escape" the wood preserving process (i.e., wastes that accumulate on drip pads) are not eligible for this exclusion because **drip pads are not considered tank storage**.

It is possible that other wastes generated during the wood preserving process (e.g., wastes that are not accumulated on drip pads) could qualify for this exclusion. For example, wastes from the treatment cylinder that are pumped back into the product holding tank, but that need some reclamation before being returned to the tank (e.g., filtration or separation) may meet this exclusion. This is an important exclusion to consider if excess preservative that is removed from the treatment cylinder following wood treatment must be reclaimed in any way before reinsertion back to the process tank. Normally, any spent material, such as preservative solution that cannot be used further without some reprocessing, and which is reclaimed, is considered a solid waste and a hazardous waste under RCRA until the point that it is reclaimed and can be used as a product again. Owners/operators who utilize the closed loop exemption will not have to classify these materials as hazardous waste, and will not have to "count" these wastes each month toward their generator status.

Direct Use/Reuse

RCRA also contains a specific exclusion from the definition of solid waste for materials that are recycled through **direct use or reuse**. This exclusion involves the return of a chemical to the original process from which it was generated as a substitute for a raw material feedstock. If the material is delivered to the process and does not require or undergo any reprocessing to make it suitable for reuse, it may fit this exclusion. In other words, the material must be able to be directly reinserted back into the process without any intermediate reclamation or accumulation. For wood preservers, reclamation can include simple filtration. This exclusion is different from the closed loop exemption in that there can be **no reclamation** of the material

prior to reinsertion into the process and the exclusion does not require a closed system. Owners/operators are strongly encouraged to verify the status of a particular waste stream with the appropriate State agency.

Reclaimed Spent Wood Preserving Solutions

To encourage the sound recycling of reclaimed products, EPA has exempted the following materials from the definition of solid waste:

- Spent wood preservative solutions that have been reclaimed and are reused for their intended purpose
- Wastewaters from the wood preserving process that have been reclaimed and are reused to treat wood.

Under this exclusion, spent wood preserving solutions that have been reclaimed and are reused for their original intended purpose are not considered solid or hazardous wastes under RCRA. Thus, preservative that is reclaimed and then pumped from the retort back into the holding tank for storage and reuse as a preservative is not regulated under RCRA. Similarly, wastewater from the wood preserving process that is "reclaimed" and reused to treat wood is also exempt from regulation.

Note: *This exclusion does not provide a blanket exclusion for these materials from their point of generation through reclamation. Up until the time the preservatives or wastewaters are reclaimed, the materials are considereds, and must be managed as, solid and hazardous wastes.*

The exclusions discussed above are very complex. Determining whether materials generated at a particular facility are, in fact, excluded from the definition of solid waste is dependent upon a number of site-specific variables. When determining whether one of these exclusions may apply to a specific waste stream, owners/operators may begin the assessment by using the following general rule of thumb. **Materials that do <u>not</u> come into contact with a hazardous waste drip pad, and that are directly**

reinserted back into the holding tank without being reclaimed first, are not considered hazardous wastes under RCRA, unless sent for disposal. Material that is collected on the drip pad and sent for disposal is a hazardous waste. Preservative solution that is collected on the drip pad and reclaimed before being used as a wood preservative is a solid and hazardous waste up until the point it is reclaimed. Once reclaimed, these materials are no longer hazardous waste under RCRA.

Owners/operators should refer to their implementing hazardous waste agency for case-by-case analyses of difficult or questionable regulatory scenarios. Exhibit 12 is a decision tree for identification of hazardous waste that can be used by owners/operators to assist in making hazardous waste determinations.

Exhibit 12
Hazardous Waste Identification for the Wood Preserving Industry

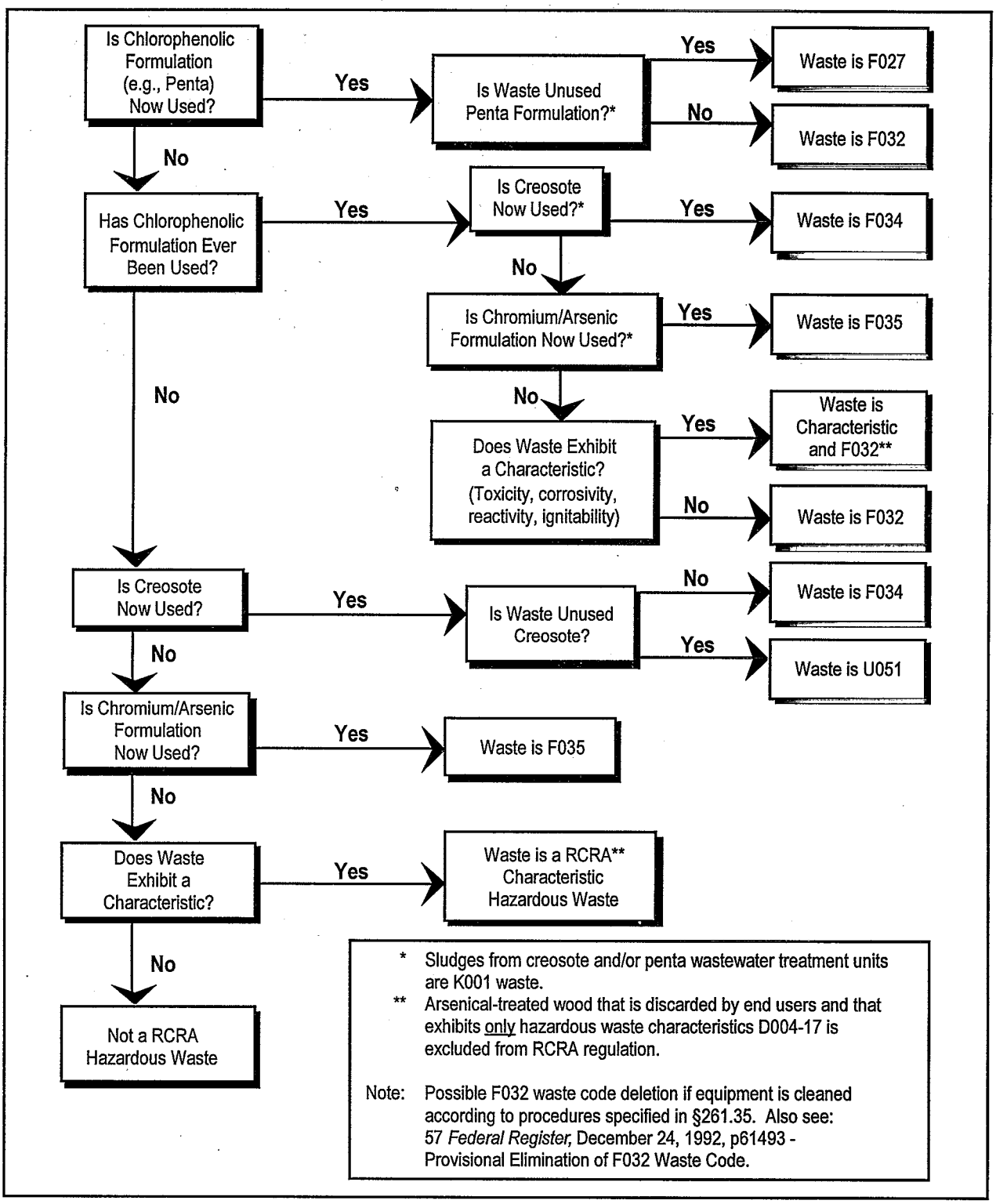

Wood Preserving State Authorization Issues

As discussed in Section 4, the status of a particular rulemaking in a State depends on the State's authorization status for that rule. If a rulemaking is promulgated pursuant to original RCRA (non-HSWA) language, the rule will not become effective in a "base" authorized State until that State adopts the rule. Rulemakings promulgated pursuant to HSWA of 1984, however, will be effective immediately in all States until each State adopts the rule. Until States are able to do so, EPA will implement the HSWA provisions. The wood preserving industry is a good example of how both HSWA and non-HSWA provisions can work in conjunction with one another. For example, certain portions of the final wood preserving rule (55 FR 50450; December 6, 1990) were promulgated under HSWA authority, while others were promulgated pursuant to non-HSWA authority. The implications of this are discussed below.

Hazardous waste codes F032, F034, and F035 were promulgated pursuant to different statutory authorities. The F032 listing is a HSWA provision, and is applicable in all States, regardless of whether they are "base" authorized or not. Since the F034 and F035 listings are non-HSWA provisions, these listings are only effective in those States that are not authorized for the "base" RCRA program, and in those States that have incorporated the listings into their State programs and received EPA approval for such revisions. On the other hand, the F034 and F035 listings are not applicable in base authorized States that have not yet modified their State programs to include these listings. In order to become authorized for these listings, a State must "pick up" the rulemaking which promulgated the listings. In this particular case, a State would need to become authorized for the December 6, 1990, Federal Register which is the final rulemakings for these listings. Exhibit 13 illustrates which States have "picked up" the wood preserving rule, and which have not.

Exhibit 13
State Authorization/Delegation of RCRA Wood Preserving Rules

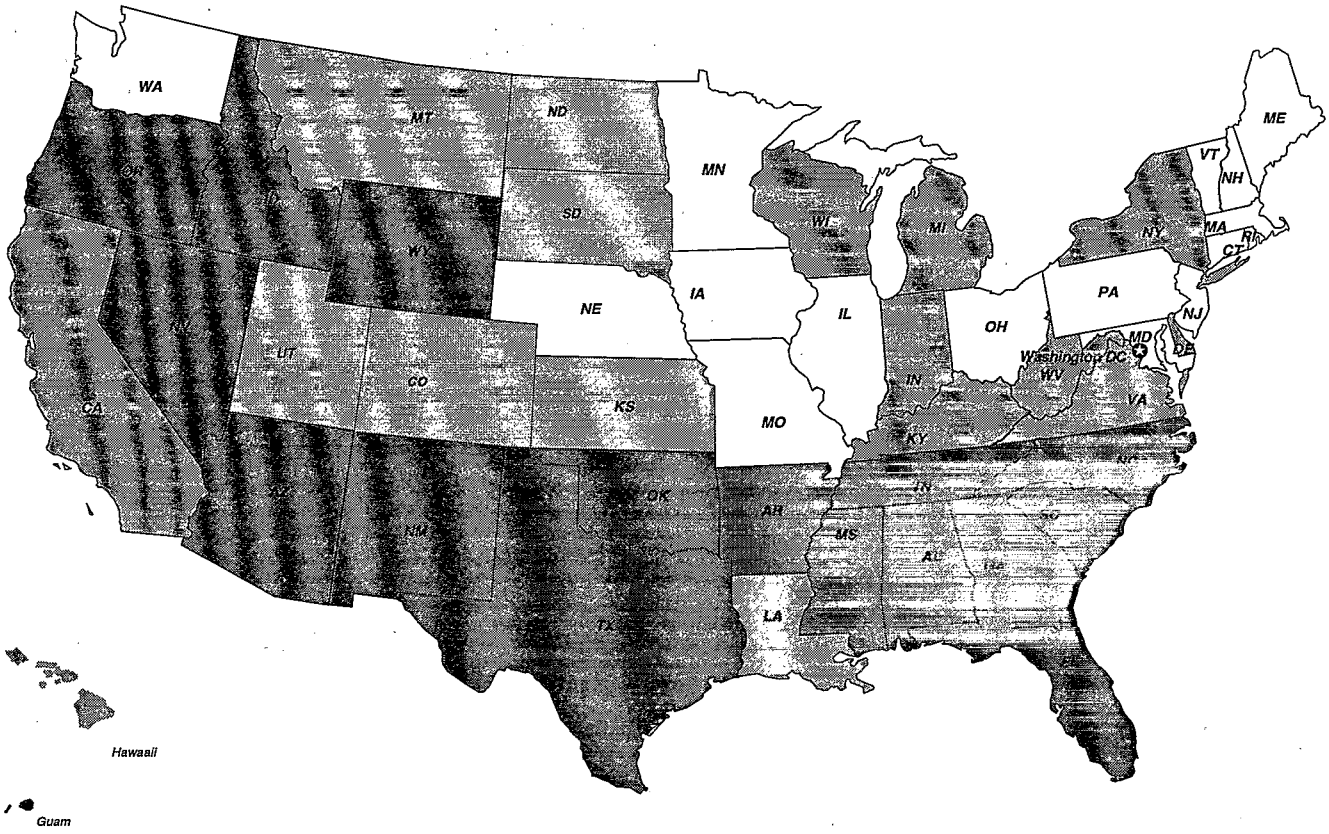

Authorized for Wood Preserving Listing/Final Drip Pad Standards

Adopted the December 6, 1990, Federal Register, but not before obtaining final authorization for a particular rulemaking. Thus States must first adopt the regulations as part of that State's hazardous waste program. Once the State has adopted the standards, Federal authorization can be achieved.

Possibly authorized for other rules, but not for 12/6/90 Federal Register

Note: *The December 6, 1990 Federal Register is not the only source of information pertaining to wood preserving wastes and hazardous waste drip pads. It is, however, the most significant rulemaking concerning wood preserving and Subpart W drip pads. Any State that is authorized for this rule is authorized for the majority of requirements. This map will give owners/operators a very good indication of which States are authorized for the rule. For information on other rulemakings pertaining to the wood preserving industry, please consult the appropriate State hazardous waste agency.*

Note: *It is important to remember that wood preserving wastes may carry waste codes other than F032, F034, and F035. For example, a wood preserving waste could exhibit the toxicity characteristic for lead (D008). Exhibit 12 focuses on the wood preserving rule because it promulgates the listings most commonly generated at wood preserving facilities, as well as the drip pad standards themselves. Thus, a State that has been authorized for this rule is authorized for both the wood preserving listings and the Subpart W standards. To determine the status of this waste stream in a particular State, an owner/operator must check to see if that State is, authorized for the rule which promulgated the toxicity characteristic (March 27, 1990, Federal Register. The same type of determination must be made for other wastes generated at the facility.*

The authorization status of hazardous waste drip pads is directly tied to that of the wastes being accumulated on such drip pads. For example, EPA considers the drip pad standards to be HSWA requirements when used in conjunction with the F032 listing. Thus, the Subpart W provisions for F032 drip pads will be effective on the same date as the F032 listing, and will be administered by EPA until the State picks up the rule. For F034 and F035 drip pads, however, the Subpart W standards are not immediately effective in base authorized States since these requirements were not promulgated pursuant to HSWA authority. Therefore, the permitted and interim status standards for drip pads associated with F034 and F035 wastes will only become effective in base authorized States when F034 and F035 become hazardous wastes in those States, and when those States are authorized for the drip pad standards.

Note: *Many wastes generated on drip pads may also exhibit the toxicity characteristic (TC). The TC, promulgated pursuant to HSWA authority, is effective in all States and implemented by EPA until each State is able to adopt the rule and implement the program. As a result, drip pads used to manage TC wastes must meet the Subpart W standards. This*

is identical to the authorization scenario for F032 wastes.

State authorization of wood preserving wastes and Subpart W drip pads is a particularly difficult issue, requiring an in-depth understanding of RCRA's State authorization program. To accurately assess the status of a waste stream in a particular State, owners/operators must contact the appropriate State hazardous waste agency.

Pollution Prevention Opportunites

The best way to reduce pollution is to prevent it in the first place. Some companies have creatively implemented pollution prevention techniques that improve efficiency and increase profits while at the same time minimizing environmental impacts. This can be done in many ways such as reducing material inputs, re-engineering processes to reuse by-products, improving management practices, and employing substitution of toxic chemicals. Some smaller facilities are able to actually get below regulatory thresholds through aggressive pollution prevention policies.

In order to encourage these approaches, this section provides both general company-specific descriptions of some pollution prevention advances that have been implemented within the wood preserves industry. While the list is not exhaustive, it can be used as the starting point for facilities interested in beginning pollution prevention projects. The activities described in this section do not necessarily apply to all facilities. Facility-specific conditions must be carefully considered when pollution prevention options are evaluated, and facilities must examine how each option affects, air, land, and water pollutant releases.

Water-borne preservatives produce less waste than oil-borne preservatives because process wastewater is reused rather than discharged. In addition, well designed treatment plants, good treatment practices, effective housekeeping, and employee training also help reduce waste at the source.

Well designed treatment plants may have enclosed treatment buildings, covered drip pads with liners, automatic lumber handling systems, centralized tank farms with spill containment, and air ventilation systems. Facilities can reduce waste by using drip free trams and dedicated drip pad fork lifts that do not track debris into the drip pad. Some facility operators prevent significant spills from incomplete door seals by using a remote TV monitor to quickly discover and correct door leaks. Plants can also be designed to minimize mist or droplet emissions from cylinders and work tanks through the use of air exchange systems and cylinder and tank venting.

Treatment practices are also important for preventing pollution. Ensuring that wood stock is clean prior to treatment will prevent dirt, sawdust, and other debris from accumulating in the treatment system. To prevent debris buildup, wood can be covered during shipment and/or power-washed before it enters the treatment plant. Strip pumps may be installed to continuously return residual chemical solutions to the work tank, resulting in less dripping when the cylinder doors are opened. If treating cylinders are tilted slightly away from the drip pad, there is also less spillage when cylinder doors are opened.

CCA facility operators can reduce the amount of preservative that is washed off by rainwater in the storage yard by ensuring that chemical fixation has occured before a charge is moved off of the drip pad or out from under an enclosure.

Housekeeping is an integral part of waste minimization efforts. All tanks, mixing systems, treating cylinders, drip pads, and spill containments should be inspected regularly for leaks. Drip pads and collection areas should be kept clean. Storage yards should be inspected daily, and any drippage should be cleaned up within 24 hours.

Several other preservatives have been proposed as alternatives to traditional preservatives. For example, wood can be treated with borates using both pressure and non-pressure processes. However,

because they are highly susceptible to leaching, borates cannot be used to preserve wood that will be in contact with the ground or exposed to the weather (e.g., decking).

Ammoniacal copper/quarternary ammonium (ACQ) is another proposed alternative. Initial above-ground field test data show that ACQ is effective for softwood and hardwood protection. Other alternative preservatives may include copper-8-quinolinolate (Cu_8), copper naphthanate, zinc naphthanate, quarternary NH_4 compounds (QAC), and zinc sulfate.

Treatment processes may vary in their ability to minimize waste. For example, the empty-cell process uses less carrier oil than the full-cell process for oil-borne preservatives. The modified full-cell treatment reduces the uptake of treating solution and minimizes the amount of dripping from wood that has been treated with water-borne preservatives.

Pollution Prevention Case Study

Perry Builders, Inc. employs 20 people at its pressure wood preserving manufacturing facility. Perry Builders recognizes that each wood treater has an important responsibility in properly handling and disposing of the wastes it produces, and is committed to meeting this challenge. Perry uses a water-borne chemical preservative, chromated copper arsenate, to treat lumber, plywood, timbers, and other wood products for decks, fences, and other outdoor uses. Hazardous waste results when sawdust, wood chips, and dirt comes in contact with the preservative.

Perry has successfully minimized its hazardous waste generation by 80 percent in two years with the implementation of a low-cost waste minimization program. In 1987, Perry generated 15 drums of hazardous waste with a disposal cost of $2,380. By 1989 Perry reduced its disposal cost to $310 by generating only two drums.

This reduction was achieved by changing both equipment and processes to achieve a fully integrated closed system in which the application, receipt,

transfer, and storage of the preservative takes place in a contained area.

The goal is to apply the preservative to the wood while minimizing the loss of the preservative as a waste. By holding the lumber in the treatment chamber longer to allow drippage, and by using a vacuum pump to further dry the lumber, the treatment solution remains in the chamber and does not come into contact with scrap material and dirt. A roof over the area housing the treated lumber prevents runoff during rainfall. As an incentive to ensure adequate drying time, employ pay is based on hourly wages rather than the amount of lumber treated.

Perry Builders estimates that the cost of the vacuum pump, the roof, and the increased drying time will be recovered in five years through reduced disposal costs. There is also another economic benefit — since the drier lumber weighs less, more footage of lumber can be shipped on each truck, reducing freight costs.

Frequently Asked Questions

The following are frequently asked questions concerning regulatory scenarios encountered at wood preserving facilities. In every case, it is imperative that owners/operators consult the appropriate RCRA-delegated agency for final regulatory determinations. Responses to these questions assume that the facility uses creosote, pentachlorophenol, or inorganic arsenic or chromium, and that it has the potential to generate RCRA hazardous wastes.

Question 1 Counting Hazardous Waste

- **At what point is drippage that is returned to the treatment chamber from the drip pad no longer considered a solid and hazardous waste?**

  Assuming the drippage is sent for recycling before reinsertion, once drippage passes through the final filter into a holding or process tank (not a waste sump), the solution is no longer considered a hazardous waste provided it is to be used for its originally intended purpose (i.e., to treat wood). However, the quantity of waste that was returned to the process must be "counted"

at least once as waste that was generated at the facility, and must be applied toward determining generator status.

Question 2
Rainfall

- **Is it acceptable to use meteorological data (e.g., rainfall per year) to calculate the contribution of rainfall accumulating on a drip pad toward a facility's generation of hazardous waste?**

  Precipitation hitting a Subpart W drip pad is considered hazardous waste. Using meteorological data to calculate the contribution of rainfall to wastewater is acceptable, provided the facility uses the appropriate equipment (e.g., a rain gauge) and is able to demonstrate to inspectors how the calculation was performed.

Question 3
Kiln Wastewater

- **Does EPA consider wastewater condensate generated from kiln drying treated wood hazardous waste under RCRA?**

  Yes, any drippage, condensate, or wastewater generated as a result of kiln drying after the treatment of wood meets the definition of a listed waste under RCRA (57 FR 61498; December 24, 1992). The specific listing (i.e., F032, F034, or F035) will depend upon the chemical formulation being used at the facility (the material could also exhibit a characteristic of hazardous waste). It is important to note, however, that steam or condensate which does not come into contact with treated wood or preservative (i.e., condensate from steam coils) does not meet the definition of a listed hazardous waste.

Question 4
Liquid Separation of Wastes

- **A large quantity generator employing water-borne processes is air drying residual wood preserving solution prior to the disposal of wood chips. Is this considered "treatment" under RCRA, and thus subject to permitting under 40 CFR Part 270?**

  Air drying is considered a form of treatment under RCRA. According to Federal regulations, however, generators may treat waste in

accumulation units as long as they continue to comply with all appropriate management standards described in 40 CFR §262.34 (i.e., the chips are accumulated in tanks or containers that meet the technical standards for such units in part 265 of the RCRA regulations). As a result, no permit is required for air drying activities unless the generator accumulates the waste on site for longer than the allowable 90-day period provided to large quantity generators (180 days for small quantity generators).

In addition, if the intent of the air drying process is liquid or preservative recovery, this treatment is considered reclamation, and is exempt from permitting under 40 CFR §261.6(c). Any materials generated as a result of this drying (e.g., the wood chips that are sent for disposal) are still considered a listed hazardous waste (via the derived-from rule) and must be handled according to RCRA regulations regardless of whether the drying was for treatment or for reclamation. An exception is if the reclaimed liquids are to be used again for wood treatment, in which case it is no longer be considered a hazardous waste once reclamation is complete.

Process residuals can be placed on screens or racks over the sump or drip pad to allow separation of liquid from solids. Liquid separation of residuals and sludge must be performed in a closed, labeled, mesh box in a well-ventilated area. Special precautions should be taken against the release of process residual dust once the material has dried.

Question 5 Switching Formulations to Nonhazardous Generating Preservatives

- **Does a wood treater (large quantity generator) who switches to a chemical that does not generate any RCRA hazardous waste need to close the facility's drip pad before switching processes?**

  Yes, the drip pad must be closed pursuant to applicable regulations if the wood treater wishes to stop managing the drip pad as a hazardous waste management unit (i.e., complying with

Subpart W standards). Closure of a drip pad is not required just because the facility switches chemicals. However, if an owner or operator changes chemicals without first performing clean closure according to the RCRA drip pad closure requirements, the drip pad must continue to be operated as a Subpart W drip pad and all wastewater, preservative drippage, and process residuals subsequently managed on the drip pad must continue to be treated as hazardous waste.

To operate the drip pad as a non-hazardous waste management unit (i.e., non-Subpart W drip pad), the large quantity generator must follow the general closure standards set forth in 40 CFR §265.111 and §265.114. This self-implementing performance standard allows for the full decontamination of equipment, structures, and soils. If decontamination cannot be accomplished, the drip pad must satisfy full closure requirements under RCRA for landfills. Finally, the decontamination process should be fully documented. Generators must also follow the §262.34 accumulation time provisions to accommodate the safe disposal of any hazardous wastes generated during closure activities.

Question 6
Discarded Treated Wood

- **The F032, F034, and F035 hazardous waste listings apply to spent formulations from wood processing generated at plants using pentachlorophenol, creosote, or chromated copper arsenate. Are scrap pieces of wood treated with these preservatives considered wastes when discarded?**

Wood stickers, slabs, splinters, sawdust, or bark that are generated as a result of the treatment process (i.e., particles that fall off of wood into the cylinder, door pit, or drip pad during the treatment process) are considered process residuals and thus listed hazardous wastes under RCRA. These types of wastes are the direct result of the treatment process and are considered part of the facility's waste generation. Pieces that are cut off of finished products,

however, or that result from damage to the finished product after it has been removed from the drip pad, are not considered listed hazardous waste. However, waste scraps of wood may still exhibit a characteristic of hazardous waste and thus be subject to regulation under Subtitle C of RCRA.

Note: *Discarded wood products that fail the toxicity characteristic for D004-D017 are not hazardous wastes due to an existing exclusion under RCRA for arsenical-treated wood in §261.4(b)(9).*

The post-consumer disposal of wood products that have been treated with chemicals normally considered to be hazardous waste (when generated at wood preserving facilities), are not considered listed wastes under RCRA. For example, creosote treated railroad ties are not listed hazardous wastes when disposed; however, they may exhibit a characteristic of hazardous waste, in which case they must be managed as hazardous waste.

Question 7 Retroactivity of Waste Listings

- **During remediation activities at a wood preserving facility, soil is excavated and sent for disposal. Because of limited records concerning past operations, the facility is having difficulty determining the applicability of hazardous waste listings. How is this type of waste usually characterized?**

Wastes released prior to the development of the wood preserving listings in 1990 that meet the listing description are not hazardous wastes unless/until they are "actively managed." **Active management** has been defined by EPA to comprise the physical disturbance of accumulated hazardous waste (57 FR 37284; August 18, 1992). The excavation of contaminated soils is one example of an activity that EPA considers to be active management. Once a waste is actively managed, **hazardous waste listings retroactively apply** (i.e., waste that is actively managed will be tested against the

current listing description regardless of when it was disposed).

In determining whether the material in the soil meets a hazardous waste listing, an owner/operator must gather enough evidence of processes employed at the facility (both present and past) to reach an accurate hazardous waste determination. EPA recognizes that soil may contain preservative constituents due to rainwater wash-off which does not meet the listing description (i.e., wash-off from a storage yard does not meet a listing but still contains the same constituents as a listed hazardous waste). Therefore, soils may contain constituents and not meet the listing definition, but instead may exhibit a characteristic of hazardous waste.

EPA has made a clear distinction between drippage and rainwater wash-off:

"... The term 'drippage' refers to excess preservative that is kicked back from the wood following treatment. It does not apply to precipitation that drips from a stack of wood in the storage yard when it falls from wood that has ceased to drip on the process area drip pad before being moved to the storage yard (55 FR 50452; December 6, 1990)."

Question 8
Underground Storage Tanks

- **A wood treatment plant stores copper sulfate in underground storage tanks for use in a preservative process. Do the requirements of 40 CFR Part 280 concerning underground storage apply to these product tanks?**

Yes, these types of tanks would be regulated under 40 CFR Part 280.

Question 9
***De minimis* Wastes**

- **What constitutes "*de minimis*" drippage for purposes of Subpart W compliance?**

The term "*de minimis*" is not used by EPA in conjunction with wood preserving wastes or the Subpart W drip pad standards. *De minimis*

drippage refers to an exempt volume of drippage, and no volume of drippage of hazardous waste is exempt in the wood preserving industry. Instead, EPA refers to drippage from kickback in the storage yard as "infrequent and incidental drippage." Kickback refers to wood preservative that is generated from treated wood as the wood begins to return to normal pressure after a pressure treating process.

Facilities must clean up kickback within 24 hours of the drippage hitting the ground in accordance with a facility contingency plan. If the release coincides with a holiday or weekend, the incidental drippage must be cleaned up within 72 hours.

Question 10 Surface Protection versus Wood Treatment

- **What is the difference between surface protection and wood treatment?**

If the purpose of the operation is to temporarily protect wood against sap stains or other discoloration that may form on the surface of the wood after cutting, it is considered by EPA to
be a wood surface protection process. Wastes from surface protection operations are currently not regulated as listed hazardous wastes by EPA. Wood preserving, on the other hand, involves the application of chemicals to provide long-term protection against structural problems in wood as a result of ground contact, weathering, or insect damage.

Additional information is available on the subjects discussed above:

- For general information on RCRA, refer to EPA's RCRA Orientation Manual, 1990 Edition, EPA/530-SW-90-036.
- For information on the specific regulations, consult the following sections of the Code of Federal Regulations:
  - Hazardous Waste Under RCRA — 40 CFR Part 261
  - Definition of Solid Waste/Recycling Exemptions — 40 CFR 261.2
  - Equipment Cleaning Procedures — 40 CFR 261.35
  - Closed Loop Recycling — 40 CFR 261.4(a)(8)
  - Direct Use/Reuse — 40 CFR 261.2
  - Solid/Hazardous Waste Exclusions — 40 CFR 261.(4)(a)(8), (b)(9).

  For more information on hazardous waste counting, consult the May 11, 1995, Federal Register (60 FR 25510).

  For more information on EPA's decision not to regulate wood surface protection wastes, please consult the January 4, 1994, Federal Register (59 FR 458).

Section 5
Drip Pads

Introduction

Subpart W drip pads are hazardous waste management units that are unique to the wood preserving industry. Drip pads are used to accumulate and manage excess wood preserving formulations following the treatment of virgin timber. In many cases, excess formulation dripping from the treated wood is considered hazardous waste under RCRA.

EPA has issued specific regulations listing wood preserving process wastes as hazardous. These hazardous wastes include wastewaters, process residuals, preservative drippage, and spent formulations from wood preserving operations using chlorophenolic formulations (F032), creosote formulations (F034), and inorganic preservatives containing arsenic or chromium (F035) (see Section 4 for a discussion of wastes generated in the wood preserving industry).

Due to the nature of wood preserving wastes and the manner in which they are generated (i.e., over a very large surface area), EPA discovered that the regulations governing traditional RCRA hazardous waste management units were not particularly useful. To accommodate this uniqueness and to ensure proper and consistent waste management, in 1990 EPA developed specific standards for the design, installation, operation, and closure of hazardous waste drip pads by recognizing drip pads as a new type of hazardous waste management unit under RCRA. This section of the Compliance Guide discusses these standards, which are referred to as **RCRA Subpart W** standards.

Note: *Owners/operators of wood preserving facilities can use tanks or containers instead of drip pads to accumulate hazardous wastes that are generated in the wood preserving industry, but no drippage may occur outside the tank. Due to the unique manner in which wood preserving wastes are generated (e.g.,*

over a very large surface area), use of a drip pad is often the most feasible way to contain and accumulate hazardous waste that is generated from the treated wood. Use of tank storage may be feasible at facilities using dip tanks instead of pressure treatment. Also, tanks and containers can, and often are, used elsewhere at wood preserving facilities to accumulate other types of hazardous waste generated at other locations on site.

Regardless of the management practice used at a particular facility, drippage that meets a listing description or exhibits a characteristic of hazardous waste that is allowed to fall onto the ground or onto a non-regulated unit (e.g., a non-regulated drip pad) is considered illegal disposal of a hazardous waste, and may be subject to enforcement action. Incidental drippage in storage yards from charges of wood that remained on drip pads until all drippage ceased is not considered a listed hazardous waste. However, owners/operators must maintain contingency plans for cleanup of this type of drippage.

New vs. Existing Drip Pads

Distinctions are made between new and existing drip pads. A drip pad is considered **existing** if construction was completed prior to December 6, 1990. All other drip pads are considered **new**. A "**new prime**" drip pad is one that contains both a leak detection and leak collection system as specified in the regulations. Owners/operators of new drip pads must comply with all of the standards discussed below. Existing drip pads may need to be modified or "upgraded" to ensure adequate protection of human health and the environment. EPA's regulation of existing drip pads is also discussed below.

Drip Pad Design Standards

EPA has established specific drip pad design standards to ensure that drip pads have sufficient structural strength to prevent failure of the drip pad under the weight of wood and equipment. To accomplish this, all drip pads must:

- Be constructed of non-earthen materials (this excludes wood and non-structurally supported asphalt); drip pads are typically constructed of concrete or steel

- Be sloped to ensure that drippage, wastewater, and other liquids flow to a collection system and do not "puddle" on the drip pad surface
- Have a curb or berm around the perimeter to prevent run-on and run-off
- Be strong enough to stand up to daily operational activities, fork lifts, traffic, and remain structurally sound and crack-free.

One of the main goals of the drip pad design standards is to prevent the flow of waste from the drip pad to the surrounding environment. Subpart W requires owners/operators to protect against the migration of hazardous wastes and their constituents into the environment. An owner/operator has two design options.

The first option is to apply a **sealant** or **coating** to the drip pad surface to prevent hazardous wastes generated on the drip pad from seeping through the drip pad and into the surrounding environment. Sealants penetrate the surface of concrete drip pads and solidify to form an impermeable surface. Coatings do not penetrate the surface of the drip pad, but rather bond to the surface.

Because concrete, the most common construction material for drip pads, is inherently porous, Subpart W dictates the following performance standard for any sealant or coating:

- Once a sealant or coating is applied to an uncracked drip pad, the drip pad must meet the **hydraulic conductivity permeability rating of 1 x 10^{-7} cm/sec (for more information see Appendix B for contacts).**

In general, sealants tend to hold up better than coatings under the stresses of vehicle traffic, but tend to crack easily in conjunction with cracking concrete underneath. Coatings do not bond as well to the concrete, but tend to flex and protect the drip pad against micro-cracks.

Although the regulations were established under the assumption that concrete would be used to construct

the drip pad, other materials, such as steel, are acceptable provided the hydraulic conductivity permeability rating of 1×10^{-7} cm/sec is achieved. Because uncracked steel meets this rating by itself, a sealer or coating is not necessary to satisfy RCRA requirements.

The second option is to install a synthetic liner and leak detection system/leak collection system below the drip pad to prevent leakage into the adjacent subsurface soil, groundwater, or surface water.

Owners/operators of both new and existing drip pads must employ at least one of these methods to comply with the Subpart W standards (drip pads that were constructed between December 6, 1990, and December 24, 1992 do not have to install a leak collection system with their leak detection system). EPA does not recommend one option over the other, but believes that installation of a liner and leak detection system will require less maintenance and be less costly than repeated application of surface coatings or sealants. Each of the design options for drip pads is discussed in more detail below.

Exhibits 14 and 15 provide a side and front view of a typical drip pad.

Exhibit 14
Side View of Typical Drip Pad

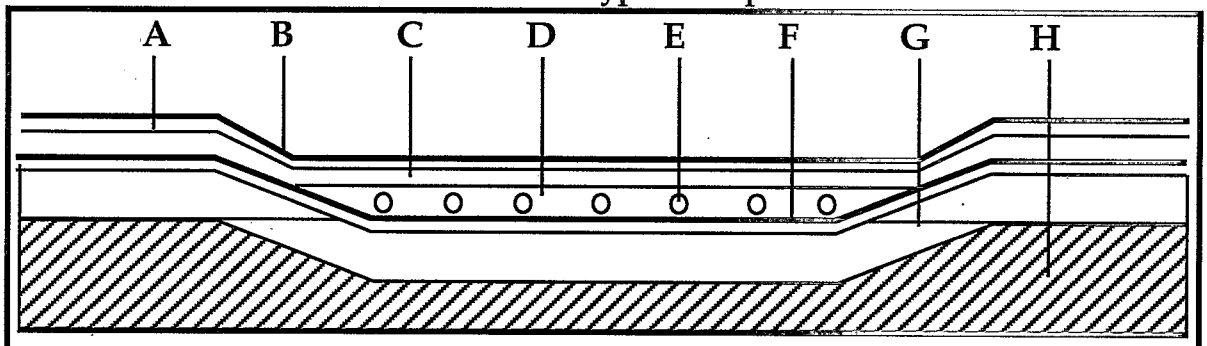

A	Curb or Berm
B	Sealer/Coating
C	Reinforced Concrete Pad: Design will be Determined by Wheel Load
D	Drainfield of Graded Fill
E	Perforated or Slotted Pipe Leading to Sump for Leak Detection System
F	Synthetic Liner
G	Base to Support Liner
H	Existing Soil Substrate

Exhibit 15
Front View of Typical Drip Pad

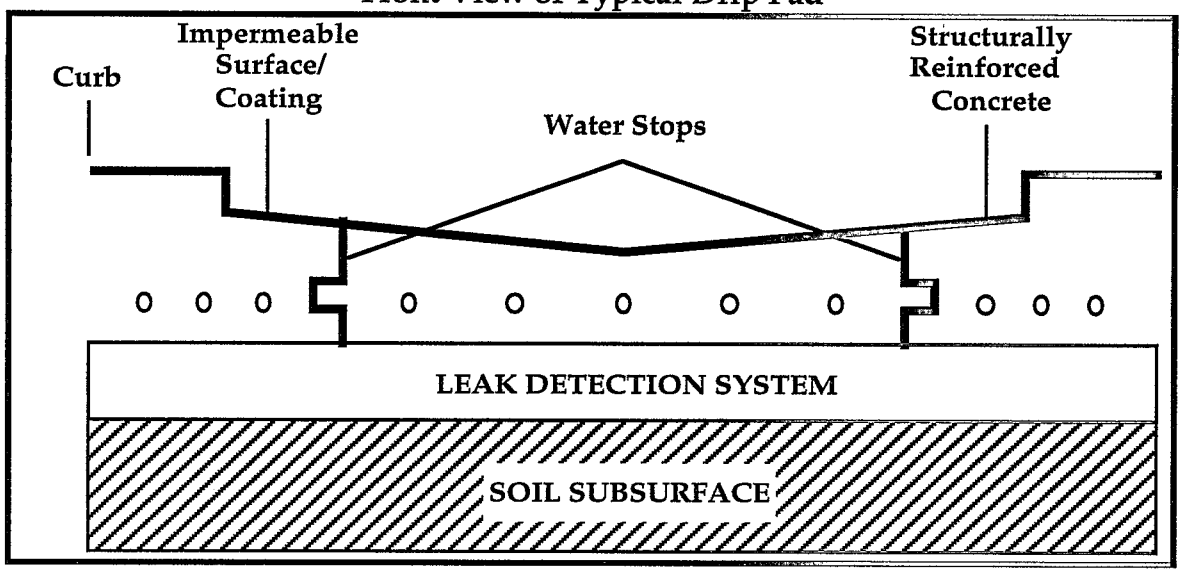

Sealed Drip Pads

Owners/operators electing to apply a coating or sealant to a drip pad must cover the entire surface of the drip pad. The material used to seal the drip pad must be compatible with the wood preservatives used by the facility and must meet the hydraulic conductivity requirement of 1×10^{-7} cm/sec specified in the regulations. Additional factors that should be considered to ensure that the coating selected will achieve its standard for a particular use:

- Chemical resistivity
- Physical compatibility with service
- Adhesion capacity to substrate
- Temperature resistance
- Flexibility
- Scrubability
- Resistance to abrasion and impact
- Toxicity
- Drying and curing time
- Method and ease of application.

In addition to selecting a compatible sealant or coating, proper application of the product is crucial in meeting the drip pad design standards. Proper installation not only ensures that the hydraulic conductivity standard will be achieved, but may also prolong the effectiveness of a particular coating, reducing the necessity and frequency of reapplication. Coatings and sealers should be chosen based on the service they will see on the drip pad. For example, forklifts operating on a common area have been known to tear coatings, while sealers have been found to better withstand this type of pressure.

Drip Pad Liners

Owners/operators who choose to install a liner and leak detection system must also follow certain design criteria. Specifically, each liner must:

- Prevent leakage during the active life of the drip pad
- Resist absorption of waste
- Be constructed of material that is strong and thick enough to prevent failure of the system
- Be placed on a foundation or base which can support the liner

- Cover all surfaces that could come in contact with waste or leakage.

During construction or installation, each liner must be inspected for structural defects. After construction, a registered, independent, professional engineer must certify that the pad meets all requirements set forth in the Subpart W regulations. This certification must be kept in the facility's operating log.

Leak Detection Systems

There are several specifications for the drip pad leak detection systems that are used in conjunction with the synthetic liner. Leak detection systems must be:

- Located immediately above the liner
- Constructed of materials which can chemically resist waste and physically resist pressure from above
- Designed to detect drip pad failure or the release of hazardous waste or accumulated liquid at the earliest practicable time
- Designed and operated to function without clogging.

Liquid Collection Systems

Owners/operators of Subpart W drip pads installed after December 24, 1992 choosing to comply with the synthetic liner option must also equip the drip pads with a leak collection system to remove waste accumulating on the liner. If this collection system involves the use of a tank or sump to collect any excess liquids, the tank or sump will be subject to the management standards applicable to hazardous waste tanks under RCRA Subpart J.

Tanks and sumps that are part of wastewater treatment units may be exempt from RCRA regulation if they are otherwise subject to regulation under the Clean Water Act (CWA). A discussion of Subpart J is provided in Section 7.

Drip pad leak collection systems must be:

- Located immediately above the liner
- Designed, constructed, maintained, and operated so that leakage can be removed from below the drip pad

- Designed and operated to convey, drain, and collect liquid in a way that prevents run-off
- Emptied as necessary to ensure that the capacity of the system is maintained.

Note: *Leakage collection systems must be a collection device separate from the sump or tank system used to collect liquid flowing off of the drip pad.*

Run-on and Run-off Control

Drip pads that are not inside or otherwise covered must be equipped with **run-on and run-off control systems** able to collect and control the volume of rainwater from a 24-hour, 25-year storm. This system must be designed and operated to stop the flow of water both onto and off of the drip pad. In addition, any collection units associated with such systems must be emptied as soon as possible after storms to maintain the system's design capacity.

Note: *Regardless of whether a pad is covered, a curb or berm around the perimeter of the drip pad is required.*

Drip Pad Operation

There are several requirements concerning the operation of drip pads.

- The entire surface of the drip pad must be cleaned to allow for weekly inspection. The frequency and method of cleaning must be documented in the operating log (residues from drip pad cleaning are hazardous waste and must be managed accordingly).
- Drip pads must be maintained free of cracks that would otherwise adversely affect hydraulic conductivity, corrosion, or deterioration that could result in leakage.
- The drip pad must be operated in a way that minimizes the tracking of hazardous waste off of the drip pad by personnel and equipment. This may be accomplished by controlling employee access and having a dedicated forklift on the drip pad.
- After treatment, wood must remain on the drip pad until all drippage has ceased. The operating log must document that each charge has stopped dripping before it is removed from the pad.

- Collection systems and holding units for run-on and run-off control must be emptied as soon as possible after storms.

Temporary Accumulation of Hazardous Waste on Drip Pads

As discussed in Section 3 of this Guide, generators may use drip pads as hazardous waste accumulation units to temporarily store hazardous waste. A generator who accumulates hazardous waste on a drip pad for 90 days or less is not required to obtain a RCRA storage permit as long as:

- The drip pad satisfies technical standards set out in the regulations
- The facility has written procedures to ensure that wastes are removed from the pad and collection system at least every 90 days
- Records are kept documenting that these procedures are followed, the date and time of removal, and the quantity removed.

This 90-day limit applies to both large quantity and small quantity generators. While **small quantity generators** may normally accumulate hazardous waste in accumulation units for up to 180 days, this is not the case for small quantity generators accumulating waste on Subpart W drip pads. Owners/operators of wood preserving facilities who generate between 100-1000 kg of hazardous waste per calendar month and who accumulate the waste on drip pads are not eligible for the reduced standards normally provided for small quantity generators. Instead, these generators must comply with all the management requirements for large quantity generators accumulating hazardous waste on drip pads.

Note: *Hazardous waste that is generated elsewhere at the wood preserving facility and accumulated in tanks or containers (i.e., not accumulated on drip pads) will remain subject to small quantity generator standards. Only waste that is accumulated on drip pads must adhere to the large quantity generator standards.*

Conditionally exempt small quantity generators are not subject to the 90-day accumulation limit, nor are

they required to accumulate their hazardous wastes in any particular type of unit, including drip pads. Allowing hazardous waste to fall onto the ground is viewed as **illegal disposal**, and may result in an enforcement action if inspectors determine that such disposal threatens human health or the environment. As such, it is prudent for all wood preserving facilities, even if conditionally exempt, to ensure that they are operating their drip pads in an environmentally safe and responsible manner.

Assessment of Drip Pad Integrity

Many wood preserving facilities were already in existence when the drip pad standards were first issued. In fact, many facilities had been in operation for a number of years prior to development of the standards, and had been using drip pads to collect drippage from treated wood. In light of the potential cost to the existing facilities to upgrade every drip pad, EPA developed a certification program that allows owners/operators to assess and certify the integrity of existing drip pads until all repairs or upgrades have been made. **By upgrade, EPA means the installation of a leak detection and leak collection system, not the application of a sealant or coating.** Although owners/operators may still select which compliance option to implement, only a drip pad that has a leak detection/leak collection system will be considered "upgraded" for purposes of these standards.

Existing Drip Pads

Until a drip pad has been upgraded to include a liner and leak detection/leak collection system, owners/operators must evaluate each **existing drip pad** to determine the extent to which it meets all Subpart W design and operating requirements. A written assessment of the drip pad, attesting to the results of the evaluation, must be certified by an independent, qualified, registered professional engineer and kept on file at the facility. This assessment must be renewed, updated, and recertified annually until all upgrades have been made.

Although owners/operators may choose to apply a sealant and not install a liner in order to comply with applicable requirements, only those who install a liner and leak detection/leak collection system are

relieved of the responsibility to conduct an annual assessment of the drip pad's integrity. Even if a facility installs a new drip pad and chooses to apply a coating or sealant instead of a liner system, the Subpart W standards still require an annual drip pad assessment. Thus, when determining which upgrade option is most suitable to a particular facility, owners/operators should compare the cost of performing annual assessments to the cost of installing a liner system.

Note: *Existing drip pads constructed between December 6, 1990, and December 24, 1992, that are being upgraded only require the installation of a leak detection system, and not a leak collection system as well. Any drip pad constructed after December 24, 1992, must include both a leak detection and leak collection system to be considered "upgraded" for purposes of Subpart W. EPA does recommend installation of both to ensure protection of human health and the environment. See Exhibit 16 for design and certification requirements.*

Although there is no specified date by which all facilities operating Subpart W drip pads must demonstrate that existing drip pads meet upgrade requirements, EPA feels that most facilities will choose to upgrade their drip pads with a liner and leak detection/leak collection system in light of long-term cost savings to the facility. Once a facility has upgraded its drip pads to comply with the leak detection/leak collection system and has obtained proper certification, no further annual assessment is required.

New Drip Pads

New drip pads must be assessed upon initial construction. During construction or installation, all liners and cover systems must be evaluated for uniformity, damage, and imperfections (e.g., holes, cracks, spots) that could potentially affect the drip pad's ability to protect against preservative leakage to the surrounding environment. Once construction is complete, the drip pad must be inspected by an independent, qualified, registered professional engineer to ensure that it meets all applicable design requirements. All certifications must be kept as part of the facility's operating log. Unlike existing drip pads that have not yet been fully upgraded, there are no annual recertification requirements for new drip pads that have been constructed with a liner and leak detection/leak collection system. Exhibit 16 contains a summary of the drip pad construction and certification requirements.

Note: *EPA strongly encourages the use of both a liner system and application of a coating or sealant to the drip pad to ensure safe hazardous waste management. This will help to prevent present and future threats to human health and the environment posed by accidents, leaks, or general wear and tear.*

Exhibit 16
Drip Pad Construction and Certification Requirements

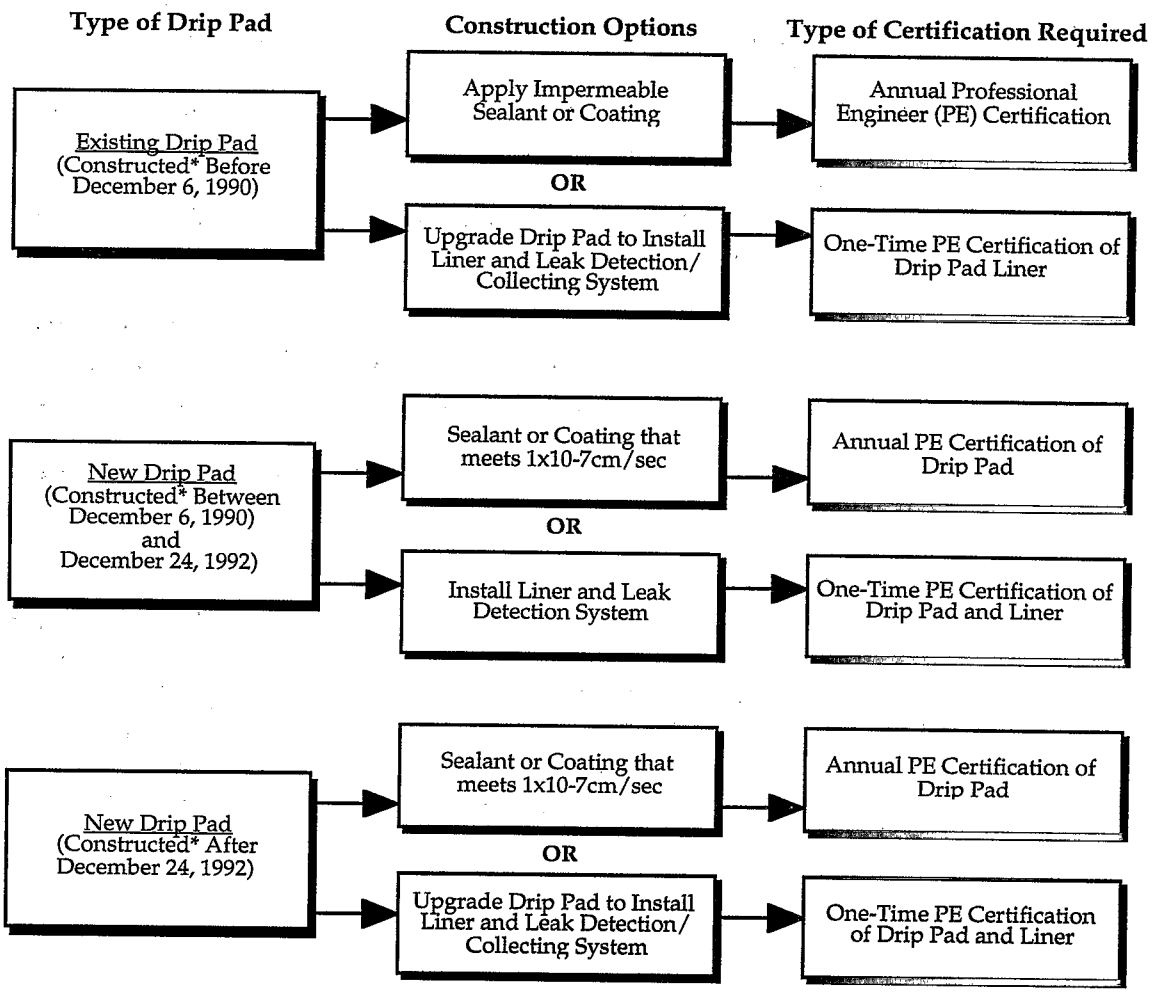

* "Under Construction" includes those drip pads for which an owner/operator signed or entered into a binding financial agreement for construction prior to this date.

Inspections

Drip pads must be inspected weekly and after storm events. The inspection must include checks for deterioration of the run-on and run-off control systems, the presence of leakage, proper functioning of the leak detection system, and deterioration of the drip pad surface. Records of drip pad inspections should be maintained at the facility for at least three years from the date of inspection. Exhibit 17 contains information concerning a facility's obligations with respect to drip pad inspection and maintenance.

Operating Log

A drip pad owner/operator must comply with several recordkeeping requirements. Facilities are required to keep an operating log to document many of their activities with respect to drip pad maintenance and the management of hazardous waste. It is advisable to keep **all** information related to hazardous waste management activities in the operating log.

Exhibit 17
Responding to Drip Pad Cracks

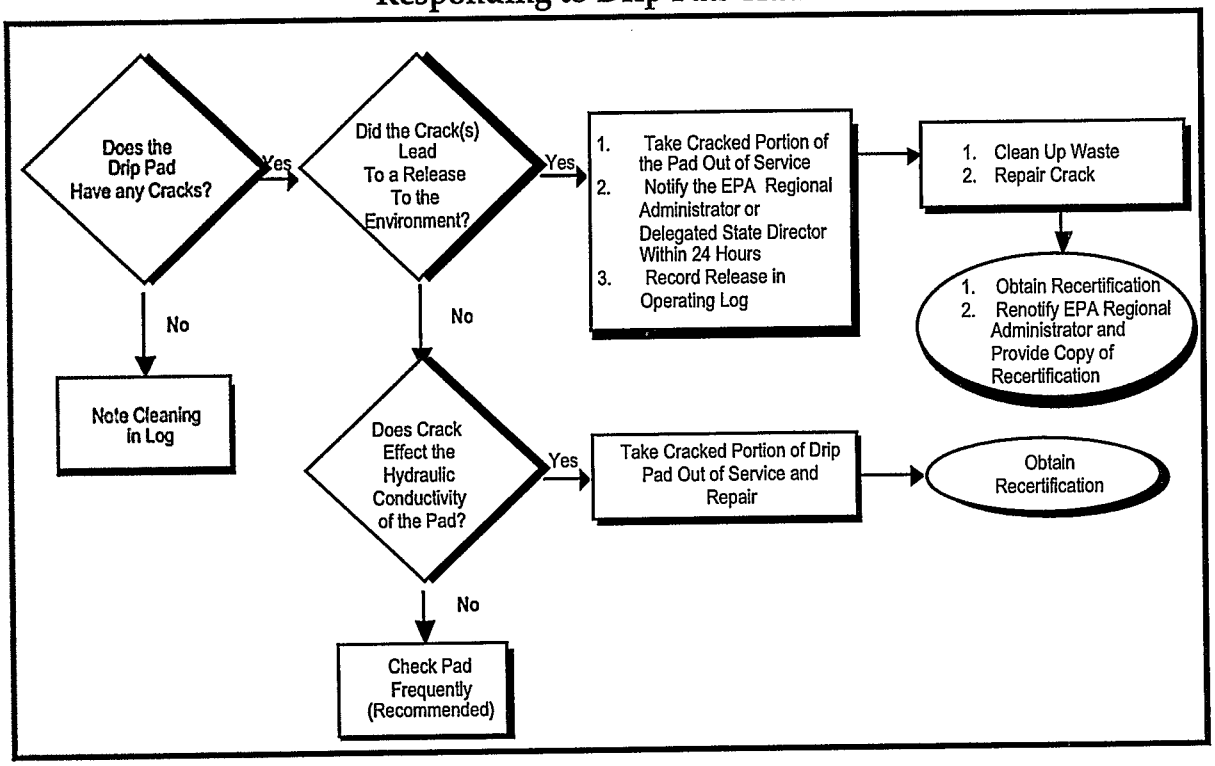

The following operations and activities must be documented in the facility's operating log:

- **Leakage/drippage** — date, time, and quantity of leakage collected and removed from leakage collection system, drip pad, and sump
- **Drip Pad Cleaning** — date and time of each drip pad and all cleaning procedures
- **Drip Pad Operation** — documentation that all treated wood is held on the pad until drippage has ceased

- **Inspections** — documentation of all inspections conducted in accordance with the requirements of Subpart W. To inspect a drip pad, owners/operators must look for deterioration, malfunctions or improper operation of run-on and run-off control systems, proper operation of leak detection systems and leakage from these systems, and deterioration or cracking of the drip pad's surface.

- **Waste Handling** — documentation of facility waste handling practices, including preservative formulations used in the past, drippage management practices, and treated wood storage and handling practices. The log must describe the operation that will be followed to ensure that all wastes are removed from the drip pad and collection system at least once every 90 days.

Releases of Hazardous Waste from Drip Pads

There are several steps a facility must take in the event of a release of hazardous waste from a drip pad. Upon discovery of a release, owners/operators must:

- Discontinue operations on the affected portion of the drip pad
- Record the leak in the facility operating log, noting the date and time
- Determine what repairs are required, remove leakage from below the pad, and establish a schedule for cleanup and repair
- Notify the EPA Regional Administrator or delegated State director within 24 hours of discovery, and provide a written description of the planned cleanup and repair within 10 days
- Promptly perform repairs
- Following completion of repairs, notify the EPA Regional Administrator in writing that the cleanup and repairs were completed in accordance with the previously submitted plan. This notification must be certified by a registered, professional engineer.

Note: *It is not EPA's intent to require owners/operators to notify the EPA Regional Administrator for every repair made to a Subpart W drip pad. The owner/operator must notify the EPA*

*Regional Administrator or State director only when there has been an **actual release** of hazardous waste from the drip pad. Cracks and other conditions that have the potential to lead to a release in the future need not be reported. Owners/operators must still make all appropriate repairs in a timely fashion and note the repairs in the facility log.*

Contingency Plans

Each facility must develop a contingency plan that describes the steps an owner/operator will take in response to a leak of hazardous waste from drip pads. Large quantity generators are required by regulation to develop such plans and amend them whenever necessary. A copy of the contingency plan must be maintained at the facility and submitted to all local police departments, fire departments, hospitals, and State and local emergency response teams. Contingency plans must contain the following information:

- General information about the facility
- The name, address, and phone number of the emergency coordinator and an alternate emergency coordinator
- Emergency procedures to be followed in the event of a spill, fire, or explosion
- The evacuation plan and a list of all emergency equipment at the facility.

Small quantity generators are also required to have contingency plans. These plans may be less detailed than those required for large quantity generators. However, because they are held to the same standards as large quantity generators when accumulating hazardous waste on drip pads, small quantity generators are required to develop full contingency plans identical to those required of large quantity generators. Conditionally exempt small quantity generators are not required to maintain contingency plans under RCRA, but are encouraged to do so.

Note: *This facility contingency plan is different from the storage yard clean-up plan that is also required under the drip pad standards.*

Closure of Drip Pads

To ensure that drip pads are properly managed when operations have ceased, all drip pads must be "closed" in a way that prevents future migration of contaminants into the environment. Closure of a drip pad involves removal or decontamination of all waste residue, contaminated soils, and equipment. If it is impossible or impractical to remove all contaminated soil, the unit must be treated and closed in a manner similar to a hazardous waste landfill. Generators accumulating hazardous waste on drip pads are also subject to certain closure requirements. For a more detailed discussion concerning generator closure requirements, see Section 3 of this Guide.

Upon closure, owners/operators may also choose to remove and dispose of old drip pads at a facility. These drip pads will most likely be considered listed hazardous waste by virtues of being **debris** which is contaminated with a listed hazardous waste (e.g., F032, F034, F035). In such cases, it is possible to grind and separate the drip pad into those portions which do contain listed hazardous waste, and those that remain uncontaminated because they never had any contact with a listed waste at all. By separating the two waste streams, owners/operators can reduce waste management costs by sending only those portions of the drip pad that are contaminated with listed hazardous waste to a hazardous waste landfill.

Frequently Asked Questions

The following are frequently asked questions concerning regulatory scenarios encountered at wood preserving facilities. Please consult the appropriate implementing agency for final regulatory determination regarding site-specific situations.

Question 1 Closure Timeframe

- **Once a large quantity generator begins closure activities on a Subpart W drip pad, is there a specific timeframe during which closure activities must be completed?**

  There is no specified time frame during which generators accumulating hazardous waste on drip pads must complete closure activities; however, other RCRA regulations may prevent

owners/operators from accumulating hazardous waste on-site longer than 90 days without obtaining a RCRA permit. Section 262.34 allows large quantity generators to accumulate hazardous waste on-site for up to 90 days. A large quantity generator in the process of closing a drip pad will, in fact, lose its generator status if closure activities necessitate storing hazardous waste on site for longer than 90 days. If the 90-day limit is exceeded, the facility will enter interim status, and all applicable closure timelines for interim status facilities will apply.

Although no timeframes exist for generator closure activities on the Federal level, owners/operators should consult the appropriate State hazardous waste agency to learn of possible State regulations. Many States allow no more than 180 days to complete closure activities.

Question 2
Drip Pad Cleaning

- **Subpart W requires owners/operators to clean the hazardous waste drip pads to allow for weekly inspections. Is shoveling the drip pad considered an appropriate method for meeting this requirement?**

  EPA intentionally developed the drip pad cleaning requirements to be performance-based. Thus, any method that allows owners/operators to effectively conduct the required weekly inspection of the drip pad is appropriate. When performing cleaning activities, owners/operators must take special precautions to avoid damage to the impermeable surface of the drip pad (if owners/operators have chosen to comply with that design option).

Question 3
Curbs on Covered Drip Pads

- **If a drip pad is covered by a roof, is a curb required?**

  In order to meet the Subpart W drip pad design criteria, a drip pad must have a curb to prevent precipitation run-off and run-on. However, if a drip pad is inside or under a cover (i.e., a roof) and the surrounding landscape is graded so that run-on cannot occur, the drip pad curb need not be very high to prevent run-on and run-off of rain occurring during a 24-hour, 25-year storm. The requirement in §265.443(f) is designed for those facilities that do not have enclosed drip pads.

  Structures built over drip pads should meet the following specifications:

  1. The structure must cover the drip pad entirely and have eaves that extend beyond the curb of the drip pad to prevent most wind-blown rain from hitting the drip pad. Owners/operators may also install walls outside the curb to serve the same purpose.

  2. Owners/operators should install rain diverters, gutters, or similar devices that prevent water from running off the roof and onto the drip pad.

Question 4
Certification of Operating Practices

- **Is the professional engineer (PE) certification required to address operating conditions at the facility in addition to assessing and certifying the drip pad's integrity?**

  No, the purpose of the PE certification is to assess the physical and structural aspects of the drip pad, not the facility's operating practices.

Question 5
Upgrading Drip Pads

- **Are owners/operators of existing drip pads required to upgrade their pads to meet all of the design criteria of Subpart W? If so, when must these upgrades be complete?**

  No, the final drip pad standards do not contain a final deadline by which owners/operators must

upgrade their drip pads to install liners and leak detection systems. Instead, owners/operators of existing pads that have not been upgraded must continue to annually certify the integrity of their existing drip pad until such upgrades are completed. A written plan for upgrading is only required if the treater plans to upgrade the drip pad to include a liner. Such plans must be submitted at least two years prior to upgrading.

Question 6
Collection System and Drip Pad Clean-out

- **After cleaning the drip pad and the collection system (sumps) every 90 days, as required for large and small quantity generators, how long can the hazardous waste remain on site?**

  If the hazardous waste is placed in satellite accumulation areas, the waste can remain there until the drum is full. Once the drum is full, it must be dated and moved to the hazardous waste storage area. The 90 or 180 day accumulation clock starts once the hazardous waste has been sealed into a drum or placed in a tank.

Note: *If the sump is in compliance with Subpart J, it does not have to be cleaned out every 90 days. Waste is generated only when it is cleaned out.*

Additional information is available on the subjects discussed above:

- For general information on RCRA, refer to EPA's RCRA Orientation Manual, 1990 Edition, EPA/530-SW-90-036.
- For information on the specific regulations, consult the following sections of the Code of Federal Regulations:
  - New vs. Existing Drip Pad — 40 CFR 265.440
  - Assessment of Existing Drip Pad Integrity — 40 CFR 265.441
  - New Drip Pad Design Standards — 40 CFR 264.573 and 265.443
  - Sealed Drip Pads — 40 CFR 265.442
  - Drip Pad Liners — 40 CFR 264.573 and 265.443
  - Leak Detection/Collection Systems — 40 CFR 264.573 and 265.443
  - Uncovered Drip Pads — 40 CFR 265.440
  - Drip Pad Operations — 40 CFR 265.443
  - Temporary Accumulation of Hazardous Waste on Drip Pads — 40 CFR 262.34
  - Releases of Hazardous Waste from Drip Pads — 40 CFR 265.443, 265.445
  - Recordkeeping and Reporting Requirements — 40 CFR 265.444
  - Contingency Plans — 40 CFR 265.440
  - Closure of Drip Pads — 40 CFR 265.111, 265.114, 265.445.

Section 6
Storage Yards

Introduction

Most wood preserving facilities maintain storage yards to hold treated charges of wood until they are sent off-site for sale. Because of the high cost of controlling wastes in storage yards (e.g., building storage sheds and paving storage yards), EPA has imposed minimal RCRA regulation on the management of storage yards at wood preserving facilities. Because of enhanced waste minimization efforts throughout the wood p5reserving industry and the drip pad operating standards of Subpart W, little waste, if any, is generated in these areas.

The drip pad regulations require that all treated wood (from both pressure and non-pressure processes) be held on drip pads until drippage has ceased. Incidental and infrequent drippage in the storage yard from a charge that stopped dripping before it was removed from the drip pad is not considered illegal disposal if it is cleaned up within 24 hours (or 72 hours if the drippage occurs on a holiday or weekend) in accordance with the facility's contingency plan. Drippage that is cleaned up must be handled as hazardous waste.

The contingency plan must be developed and maintained on file at the facility. The contingency plan must describe how the facility will:

- Clean up any drippage within 72 hours of occurrence (not detection)
- Document the cleanup of such drippage, and retain records of the cleanup for a period of three years
- Manage any contaminated media (e.g., soil, water) as F-listed hazardous waste or characteristic hazardous waste.

EPA expects an adequate storage yard contingency plan to include frequent storage yard inspections, to ensure that incidental drippage and soils are cleaned

up within 24 hours (72 hours if over a holiday or weekend).

EPA encourages owners/operators of facilities to develop grid locator systems in their storage yards to facilitate the tracking of cleanup activities. In addition, EPA also recommends constructing covered storage yards to reduce the potential of run-off contamination.

Stormwater Run-off in Storage Yards

Generally, stormwater runoff in storage yards is not considered a listed waste. EPA has clarified that the hazardous waste listings for wood preserving chemicals do not apply to precipitation run-off from treated wood in storage yards without drip pads, where the owner or operator has allowed the treated wood to sit on the drip pad until all drippage has ceased. This is consistent with EPA's general position that the derived-from rule does not apply to precipitation run-off (see 40 CFR 261.3(c)(2) and 45 FR 33096; May 19, 1990). Stormwater that falls onto the drip pad, however, and that is collected and disposed, will be considered a listed waste and subject to RCRA regulation.

As discussed above, owners/operators must keep treated wood on drip pads until all drippage has ceased. In order for precipitation run-off in storage yards not to be considered a listed hazardous waste, an owner/operator must show through its records that the facility complies with this requirement. In the case of incidental drippage in storage yards, owners/operators must maintain a spill contingency plan for such occurrences. If the facility does not have documentation that it is in compliance with Subpart W, EPA can assert that the stormwater transported a listed hazardous waste and that the resulting sludge also carries the listing.

EPA encourages the construction of stormwater run-off mitigation systems and the appropriate handling of sediments generated as a result of such management. In addition, any of these wastes may exhibit a characteristic of hazardous waste, even though they may not meet a listing description.

Additional information is available on the subjects discussed above:

- For information on the specific regulations, consult the following section of the Code of Federal Regulations:
  - Storage yard contingency plans — 40 CFR §265.440(c).

- For more information on the management of drippage in storage yard, consult the regulatory interpretive correspondence dated May 31, 1991, written from Lowrance to Hazardous Waste Management Division Directors. This memorandum is also a part of the RCRA Permit Policy Compendium, #9489.1991(02).

Section 7
Tanks and Sumps

Introduction

Tanks are used by wood preserving facilities in a number of ways. Some tanks are used to mix and store preservative solution, while others are used to store and treat hazardous waste generated as a result of wood preserving operations. Tanks that are used to mix and store preservative solution which does not contain RCRA hazardous waste are not covered by the regulations described below. If, however, tanks are used to accumulate, store, or treat waste from the wood preserving process, such as hazardous waste drippage from Subpart W drip pads, the tanks are governed by RCRA Subpart J requirements.

Both large and small quantity generators accumulating hazardous waste in tanks are required to comply with the requirements in Subpart J. Large quantity generators must follow the interim status tank standards in 40 CFR Part 265, and small quantity generators are governed by special tank standards, also in Part 265, Subpart J.

Note: *A small number of wood preserving facilities perform non-pressurized wood treatment using large tanks of preservative formulation in which charges of wood are submerged. If the facility has not been equipped with a Subpart W drip pad, the charge must remain over the tank until all drippage has ceased.*

Sumps are man-made reservoirs built into the ground that are designed to capture waste from troughs or trenches. Sumps **meet the definition of tanks under RCRA**, and are subject to regulation under Subpart J. Both tanks and sumps are often used to capture waste from drip pads.

Tanks and sumps that are part of wastewater treatment units may be exempt from RCRA regulation if they are otherwise subject to regulation under the Clean Water Act (CWA).

This section of the Compliance Guide will discuss the following RCRA requirements that apply to tanks:

- Tank Assessment
- Secondary Containment and Leak Detection
- Ancillary Equipment
- Operating and Maintenance Requirements
- Inspections
- Response to Releases
- Closure
- Underground Storage Tanks (USTs).

New vs. Existing Tanks

Different regulatory requirements apply depending on whether tanks are classified as "existing" or "new" under RCRA. The "new" versus "existing" distinction dictates when secondary containment systems must be installed. Tanks which held hazardous waste before July 14, 1986 (the effective date of applicable EPA regulations), are classified as "**existing**," while tanks that began holding hazardous waste after that date are considered "**new**." New tanks also include reinstalled and replacement tanks or components.

All tanks must be assessed to evaluate structural integrity and compatibility with the wastes that the tank will hold. The assessment must address design standards, corrosion protection, testing, and the age of the tank.

Assessment of Existing Tanks

Most existing tanks do not have to meet the technical standards for new tanks until the tank system is 15 years old. To ensure the tank's structural integrity until then, existing tanks without secondary containment systems (secondary containment systems are discussed in detail below) must be assessed for leakage and overall fitness. The assessment must show that the tank is not leaking and is otherwise fit for use. This assessment was to have occurred by January 12, 1988.

An assessment of an existing tank must verify that the tank was designed and maintained to contain the particular wastes stored or treated without failing, collapsing, or rupturing. The written assessment

must be certified by a registered professional engineer and placed in the facility's operating log.

Assessment of New Tanks

New tanks must satisfy the following requirements:

- The system must have adequate foundations, structural support, and corrosion protection to prevent collapse, rupture, or failure.
- All seams and connections must be adequately sealed.
- Facilities must prepare a written design assessment, which must be certified by a registered professional engineer and kept in the operating log.

New tanks must be inspected prior to use by a registered professional engineer to ensure no damage to the tank occurred during tank installation or that necessary repairs were properly performed. All new tanks and ancillary equipment must be tested for tightness, and any leaks must be remedied before the tank may be used. The assessment must ensure the following:

- Design and method of operation will protect underground components from damage caused by vehicle traffic.
- Tank foundations will support the load of a full tank.
- Tank is anchored to prevent floating or dislodgment.
- Tank can withstand the effects of frost.
- Backfill, used for underground tank systems, made up of noncorrosive, porous, and homogeneous materials, has been placed to ensure proper support.
- Ancillary equipment has been supported and protected against physical damage.

Corrosion Protection

New tanks and tank system components made in whole or in part of metal must have adequate corrosion protection if the system will be in contact with soil or water. One or more of the following corrosion protection methods is required:

- Use of materials that are corrosion-resistant.

- Corrosion-resistant coating in combination with cathodic protection (cathodic protection prevents corrosion by reversing naturally occurring electrical current in tanks, for example through the use of sacrificial anodes).
- Electrical isolation devices.

Regardless of the protection method used, installation of the corrosion protection system must be supervised by an independent corrosion expert.

Leak Detection and Secondary Containment

Secondary containment and leak detection systems allow detection of leaks from the primary or inner tank and provide an emergency, short-term secondary barrier to contain releases and prevent them from entering into the environment. These systems also provide protection from spills caused by operational errors, such as overfilling. Large sumps under retort areas should not be considered secondary containment if they routinely hold hazardous wastes generated from the retort.

All new hazardous waste tank systems not otherwise exempted from regulation must have secondary containment and leak detection. Secondary containment and leak detection for existing tanks is to be phased in over time, based on the age of the tank and its hazardous waste contents. For example, existing tanks of known and documented age must have detection and containment within two years after January 12, 1987, or when the tank system has reached 15 years of age.

A secondary containment system must satisfy the following requirements:

- Designed, installed, and operated so that no waste is released to surrounding soil, groundwater, or surface water
- Constructed of material or liner that is compatible with the waste being stored or treated in the tank
- Capable of containing accumulated waste until it is removed (accumulations must be removed within 24 hours)
- Structurally strong enough to prevent failure

- Foundation must be capable of resisting failure due to normal movement of the surrounding soils.

Leak Detection Systems

As part of the secondary containment system, hazardous waste tanks must be equipped with a leak detection system capable of detecting failure either in the primary or secondary containment structures. The presence of accumulated materials in the secondary containment system must be detected within 24 hours or at the "earliest practicable time." Thermal conductivity sensors, electrical resistivity sensors, and vapor detectors are common leak detection devices. Daily visual inspections may be used where tanks and tank components are accessible.

Secondary Containment Devices

Secondary containment systems prevent waste leaking from the tank from migrating to the soil, groundwater, or surface water. The containment device must be capable of detecting and collecting releases and must be:

- Constructed of or lined with materials compatible with the waste to be contained
- Strong enough to prevent failure from pressure, contact with the waste, climate, and the stress of daily operations
- Placed on a foundation capable of supporting the system
- Equipped with a leak detection system
- Sloped or otherwise designed to drain or remove liquids resulting from spills, leaks, or rain.

Hazardous waste tank regulations require the use of one of the following four secondary containment systems:

- An **external liner** designed to work in connection with a barrier — the liner must be free of cracks and should completely surround the unit with an impermeable material. The liner can be made of many different types of materials, including synthetic membranes, concrete, clay, cement, or asphalt, and must be

large enough to contain 100 percent of the capacity of the largest hazardous waste tank within its boundary. The liner must be designed to prevent run-on and run-off.

- A **vault**, which is an underground area designed to contain releases not visible to the operator — if the vault is constructed of concrete, it must have a waterproof exterior and must be lined inside with a leak proof sealant. The vault must be large enough to contain 100 percent of the capacity of the largest hazardous waste tank within its boundary and must be equipped with protection against the formation and ignition of vapor within the vault.

- A **double-walled tank** ("tank within a tank") — this option is considered to be the most protective. A double-walled tank must be designed and constructed so that any release from the inner tank is completely contained by the outer tank. Such tanks must be equipped with built-in, continuous leak detection.

- An **alternative equivalent device**, subject to the approval of the EPA Regional Administrator.

Exemption from Secondary Containment Requirement

Some tanks may automatically qualify for an exemption from secondary containment and leak detection requirements. One exemption applies to tanks, including sumps, that serve as part of a secondary containment system. This exemption does not apply to drip pad sumps as these sumps serve as primary, not secondary, containment systems.

Secondary Containment for Ancillary Equipment

All ancillary equipment must have full secondary containment. Ancillary equipment includes devices such as piping, fittings, flanges, valves, and pumps, that are used to distribute, meter, or control the flow of hazardous waste from its point of generation to a storage or treatment tank. Examples of secondary containment for ancillary equipment include use of a trench, jacketing, or double-walled piping. If inspected daily, the following equipment is exempt from this requirement:

- Aboveground piping
- Welded flanges, joints, and connections
- Seal-less or magnetic coupling pumps
- Aboveground pressurized piping systems with automatic shut-off devices.

Operating and Maintenance Requirements

Hazardous waste tanks and secondary containment systems must be operated so that releases will be minimized or eliminated. Spills or overflows from the tank or secondary containment system must be prevented by:

- Using spill prevention controls, such as check valves
- Using overfill prevention controls such as alarms and automatic feed cutoffs
- Maintaining sufficient distance between the top of the tank and the surface of the waste in the tank (freeboard).

Inspections

To verify that hazardous waste tanks, components, and secondary containment systems are operated and maintained in satisfactory condition, routine inspections are required. Records of all tank inspections should be kept in the operating log.

The following tank system components must be inspected at least once a day:

- Overfill/spill control equipment to ensure it is in good working order
- Aboveground portions of the tank system to detect corrosion or release of waste
- Data gathered from monitoring and leak detection equipment
- Construction materials and the area immediately surrounding the accessible portion of the tank system, including secondary containment structures, to detect corrosion or waste release.

The cathodic protection system must be inspected within six months of installation and annually thereafter. All sources of impressed current (a specific type of corrosion protection using direct

current from an external source) must be inspected and/or tested at least every other month.

Response to Releases

A tank system or secondary containment system that has leaked must be taken out of operation immediately. The flow of waste into the tank must be stopped, and the system must be inspected to determine the cause of the release. All visible contamination must be removed and properly disposed. Any waste remaining in the tank must be removed within 24 hours.

Unless the release is exempt (leaks of less than one pound that are immediately contained are exempt from Federal reporting obligations), the facility must immediately notify the EPA Regional Administrator or the National Response Center (NRC) and submit a follow-up written report to the EPA Regional Administrator within 30 days.

The tank must then be repaired, equipped with secondary containment (if not already equipped), or closed. If the leaking component is aboveground and can be inspected visually, secondary containment does not need to be provided after repair.

If any of the repairs are major, they must be certified by a registered professional engineer; this certification must be submitted to the EPA Regional Administrator within seven days after returning the system to service. Except for the notification and reporting requirements, the above procedures apply even if a release has been contained by a secondary containment system.

Closure

When a tank containing hazardous waste at a wood preserving facility is no longer used, or abandoned, owners/operators must complete proper closure activities to complete their regulatory responsibilities. Whenever possible, a storage or treatment tank system must be "clean closed" by removing or decontaminating all waste residues, contaminated containment system components, and contaminated soils, structures and equipment. If clean closure is not possible, the facility may opt to leave the contamination in place. If this occurs, the

facility must develop a plan for taking care of the remaining waste for a number of years after closure, similar to that developed for a landfill.

Underground Storage Tanks

EPA has developed a separate regulatory program for underground storage tanks (USTs). Tanks regulated under this program contain what are called "regulated substances" which include petroleum products and hazardous substances as defined under CERCLA. The primary distinction between the regulations described above and USTs is the content of the tanks. Specifically, underground storage tanks are those underground tanks storing "regulated substances." The definition of regulated substance specifically excludes any RCRA hazardous wastes. Thus, any tank holding a RCRA hazardous waste will not be subject to the Part 280 underground storage tank regulations.

Additional information is available on the subjects discussed above:

- For general information on RCRA, refer to EPA's RCRA Orientation Manual, 1990 Edition, EPA/530-SW-90-036.
- For information on the specific regulations, consult the following sections of the Code of Federal Regulations:
  - Exclusion from Tank Regulations — 40 CFR §§ 264.1(c)(10); 270.1(c)(2)(v)
  - New vs. Existing Tanks — 40 CFR §260.10
  - Assessment of Existing Tanks — 40 CFR §265.191
  - Design of New Tanks — 40 CFR §265.192
  - Secondary Containment and Leak Detection — 40 CFR §265.193
  - Variance from Secondary Containment Requirements — 40 CFR §265.193(g)
  - Secondary Containment for Ancillary Equipment — 40 CFR §265.193(f)
  - Operating and Maintenance Requirements — 40 CFR §265.194
  - Inspections — 40 CFR §265.195
  - Response to Releases — 40 CFR §265.196
  - Closure — 40 CFR §265.197
  - Underground Storage Tanks — 40 CFR Part 280.

Section 8
Additional Federal Statutory Requirements

Clean Water Act

In 1972, Congress passed the Federal Water Pollution Control Act, commonly referred to as the Clean Water Act (CWA). The goal of the CWA is to restore and maintain the chemical, physical, and biological integrity of the nation's surface waters by prohibiting the discharge of pollutants to surface waters in toxic amounts.

The CWA regulates both direct and indirect discharges. Direct discharges or "point source" discharges are from sources such as pipes and sewers. Indirect discharges through publicly-owned treatment works (POTWs) are regulated by the industrial waste pretreatment program.

NPDES Program

The National Pollutant Discharge Elimination System (NPDES), promulgated pursuant to CWA §402, is the national program for issuing, monitoring, and enforcing permits for direct discharges of pollutants to the navigable waters of the United States. NPDES permits, issued by either EPA or an authorized State, contain industry-specific, technology-based and/or water quality-based effluent limits, and establish pollutant monitoring and reporting requirements. A facility that intends to discharge into the nation's waters must first obtain an NPDES permit. A permit applicant must provide quantitative analytical data identifying the types of pollutants present in the facility's effluent discharge. The permit will then set forth the conditions and effluent limits under which a facility may discharge.

The NPDES permit application, whether for a new discharge or for an existing discharge, requires extensive information about the facility and the nature of the discharge from the facility. EPA application forms include Form 1 (general information), Form 2 (detailed information on existing sources), Form 2D (detailed information on new sources and new discharges), Form 2E (for facilities that discharge only non-process wastewater),

and Form 2F (for stormwater discharges). State application forms must, at a minimum, require the information required by EPA's forms.

One of the primary purposes of the NPDES permit is to establish effluent limitations. The CWA mandates a two-part approach to establishing effluent limitations. First, all dischargers are required to meet specific established treatment levels. The effluent limitations for the wood preserving industry are found in 40 CFR Part 429. Second, more stringent requirements must be met where necessary to achieve water quality goals for the particular body of water into which the facility discharges.

Stormwater Discharges

In 1987, Congress amended the CWA and created a program for the comprehensive control of stormwater discharges. Pursuant to that delegated authority, EPA established a stormwater program which requires facilities to obtain a permit for stormwater discharges associated with industrial activity, including discharges to a municipal storm sewer.

All wood treating plants, regardless of size, must obtain an NPDES permit for stormwater discharges. The permit is a legally enforceable agreement between the regulatory agency (either EPA or the State) and the industrial facility that governs the quality of stormwater effluent released into receiving waters, such as creeks, streams, ponds, and rivers.

EPA published permit application requirements for stormwater discharges associated with specific industrial activities in the *Federal Register* on November 16, 1990 (55 FR 47990). The regulations outline three permit application options for stormwater discharges associated with industrial activity:

1 - Submit an individual application. An individual permit application requires detailed quantitative information based on sampling of stormwater discharges collected during storm events.

2 - Participate in a group application. Group applications allow similar dischargers to apply as a group for a permit. This type of permit reduces the cost of compliance for group members and the administrative costs for regulators. Additional information on group applications is provided in the September 29, 1995, *Federal Register* (60 FR 50804).

3 - File a Notice of Intent (NOI) to be covered under a general multi-sector stormwater permit. Under the multi-sector permit, stormwater dischargers have to develop site-specific pollution prevention plans based on industry-specific best management practices specified in the permit.

NPDES stormwater permits are issued by the EPA Regional office or by States authorized by EPA to administer the program. Contact your EPA Regional office to determine who is administering the program in your facility's jurisdiction.

Pretreatment Program

Industrial discharges that do not discharge directly into waters of the U.S., but instead discharge into a public sanitary sewer system are regulated under the CWA pretreatment program (CWA §307(b)). The national pretreatment program controls the indirect discharge of pollutants to POTWs by industrial users. Facilities regulated under §307(b) must pretreat their wastewater before discharging. The goal of the pretreatment program is to protect municipal wastewater treatment plants from damage that may occur when hazardous, toxic, or other wastes are discharged into a sewer system. Discharges to a POTW are regulated primarily by the POTW itself, rather than by the State or EPA. EPA has developed technology-based pretreatment standards for categories of industrial users of POTWs; different standards apply to existing and new sources within each category.

EPA's Office of Water, at (202) 260-5700, will direct callers with questions about the CWA to the appropriate EPA office. EPA also maintains a bibliographic database of Office of Water publications which can be accessed through the Ground Water and Drinking Water resource center, at (202) 260-7786.

Federal Insecticide, Fungicide, and Rodenticide Act (FIFRA)

The Federal Insecticide, Fungicide, and Rodenticide Act (FIFRA), regulates chemicals with pesticidal properties that are sold in commerce as poisons. Many of the chemicals used by the wood preserving industry are regulated under FIFRA.

Wood preserving formulations must be registered with EPA by the producer. To register a chemical, an application package that includes product chemical composition and health risk data must be submitted to EPA.

Under FIFRA, products are classified as either a restricted-use or general-use pesticide. This classification must appear on product labels. Wood preserving formulations containing creosote, pentachlorophenol, and inorganic salts such as chromated copper arsenate are classified as restricted-use pesticides. The application of such formulations is therefore limited to licensed pesticide applicators or an individual under the direct supervision of a licensed pesticide applicator. Wood preserving facilities using these formulations must have at least one employee who is licensed to apply restricted-use pesticides. The standards for licensing are established by the Federal government or by State governments with Federal approval. (A list of State contacts for licensing is provided in Appendix B).

In addition to the licensing requirements, wood preserving facilities using arsenic are required to either conduct air monitoring on personnel working in areas where arsenic exposure might occur or require operators to wear respirators. This air monitoring and associated recordkeeping must be done in accordance with EPA's Permissible Exposure Limit (PEL) Monitoring Program. The analytical results from the PEL Monitoring Program must be submitted annually to PEL Monitoring, U.S. EPA.

Wood Products Contact
PEL Monitoring (2223A)
Manufacturing Branch
U.S. Environmental Protection Agency
401 M Street, SW
Washintong, D.C. 20460

In order to educate consumers on the safe and proper handling of wood treated with creosote, pentachlorophenol, and inorganic arsenicals, a voluntary **Consumer Awareness Program** was established jointly by EPA and the wood preserving industry. Through the program, a Consumer Information Sheet (CIS) containing information about treated wood is distributed to end-users at the time of sale or delivery. The CIS contains language agreed upon by EPA and the wood treatment industry. The primary responsibility for ensuring that the CIS is distributed to the consuming public resides with the wood treaters. They are responsible for distributing CISs and signs and placards to their retailers, wholesalers, and distributors, and attaching a CIS to each bundle or batch of pressure treated wood as well as to each invoice.

EPA's National Pesticides Telecommunications Network, at (800) 858-PEST, answers questions and distributes guidance regarding the registration of pesticides, labeling, the PEL Modeling Program, and the Consumer Awareness Program. The Network operates weekdays from 6:30 a.m. to 4:30 p.m., PST, excluding Federal holidays.

Clean Air Act

The Clean Air Act (CAA) is the principal Federal statute governing air pollution and is administered by EPA. EPA may grant States the authority to administer certain provisions of the CAA following approval of State Implementation Plans (SIPs).

Currently, the CAA does not impact wood preserving processes directly, however several portions of the Act may affect facility operations. For instance, boilers burning sawdust for fuel may be regulated for particulates emitted to the atmosphere. Some States regulate kilns using natural gas for fuel, and require a permit for their use. If you use a fuel oil or diesel

back-up, your State may require emissions data on sulfur dioxide.

Title I of the CAA established New Source Performance Standards (NSPSs), which are national emission standards for new stationary sources falling within particular industrial categories. The NSPS regulations in 40 CFR 60.110b - 60.117b might apply to an oil borne wood processing facility if the facility uses a process tank that has a design capacity of over 40 cubic meters and was built after July 23, 1984.

Pursuant to the CAA, EPA has established National Emission Standards for Hazardous Air Pollutants (NESHAPs). NESHAPs are national standards oriented toward controlling particular hazardous air pollutants (HAPs). Wood treating plants are not currently regulated under these rules. Although arsenic, copper, chromium, and pentacholorphenol are listed as HAPs, no standards have been established for them.

Under the CAA Title V, each industrial source of air emissions that is defined as a "major source" must submit a permit application. One purpose of the permit is to include all air emissions requirements that apply to a given facility in a single document. A "major source" is defined as a stationary source that:

- Emits or has the potential to emit 100 tons per year of any pollutant listed under §302 of the CAA.

- Emits or has the potential to emit certain criteria pollutants (volatile organic compounds, nitrogen oxides, sulfur oxides, carbon monoxide, lead, and particulates) in non-attainment areas designated under Title I.

- Emits or has the potential to emit 10 tons per year of any HAP (listed in CAA §112(b)), or 25 tons per year of any combination of HAPs, or any source subject to NSPSs or NESHAPs.

Most wood treating facilities will be considered minor sources of air pollution; however, documentation to establish this classification may be requested by EPA or the State. One method of calculating emissions potential is to review equipment specifications provided by the designer or supplier. Other calculation methods include evaluating the quantities of chemicals purchased and processed per year.

In the 1990 Clean Air Act Amendments, Congress added subsection (r) to CAA section 112 for the prevention of chemical accidents. The goals of the chemical accident prevention provisions are to focus on chemicals that pose significant hazard to the community should an accident occur, to prevent their accidental release, and to minimize the consequences of such release. Regulations for the §112(r) Risk Management Program are currently being established by EPA. To date, EPA has established the list of chemicals and thresholds for on-site storage and use, but not the requirements for risk management plans. These rules may be applicable to wood preserving facilities. EPA's EPCRA Hotline will be able to provide specific information about this reporting requirement when it is published in the *Federal Register*.

EPA's Control Technology Center, at (919) 541-0800, provides general assistance and information on CAA standards. The Stratospheric Ozone Information Hotline, at (800) 296-1996, provides general information about regulations promulgated under Title VI of the CAA, and EPA's EPCRA Hotline, at (800) 535-0202, answers questions about accidental release prevention under CAA §112(r). In addition, the Technology Transfer Network Bulletin Board System (modem access (919) 541-5742) includes recent CAA rules, EPA guidance documents, and updates of EPA activities.

Comprehensive Environmental Response, Compensation, And Liability Act

The Comprehensive Environmental Response, Compensation, and Liability Act (CERCLA) of 1980, commonly known as Superfund, authorizes EPA to respond to releases, or threatened releases, of hazardous substances that may endanger public health, welfare, or the environment. CERCLA also enables EPA to force parties responsible for environmental contamination to clean it up or to reimburse the Superfund for response costs incurred by EPA. The Superfund Amendments and Reauthorization Act (SARA) of 1986 revised various sections of CERCLA, extended the taxing authority for the Superfund, and created a free-standing law, SARA Title III, also known as the Emergency Planning and Community Right-to-Know Act (EPCRA). A discussion of the EPCRA regulations follows the discussion of CERCLA.

The CERCLA hazardous substance release reporting regulations found in 40 CFR Part 302 direct persons in charge of facilities to report to the National Response Center (NRC) any release of a hazardous substance which within a 24-hour period equals or exceeds a designated reportable quantity (RQ). The NRC, located at U.S. Coast Guard Headquarters ((800) 424-8802), is a national communications center continuously staffed to handle activities related to spills and releases.

Hazardous substances and RQs are defined and listed in 40 CFR §302.4. Arsenic, chromium, cresote, and pentachlorophenol are a few of the hazardous substances listed in 40 CFR §302.4 often found at wood preserving facilities and for which reporting may be required. The RQs for these substances are:

- Arsenic - 1 lb.
- Chromium - 5,000 lbs.
- Creosote - 1 lb.
- Pentachlorophenol-10 lbs.

The Superfund Hotline can provide RQs for other specific hazardous substances and assist in determining which releases are reportable. A report of a release may trigger a response by EPA, or by one

or more Federal or State emergency response authorities.

EPA implements hazardous substance responses according to procedures outlined in the National Oil and Hazardous Substances Pollution Contingency Plan (NCP) (40 CFR Part 300). The NCP includes provisions for permanent cleanups, known as remedial actions, and other cleanups referred to as "removals." EPA generally takes remedial actions only at sites on the National Priorities List (NPL), which currently includes approximately 1300 sites. As of May 1996, approximately 45 sites were on the NPL because of contamination stemming from wood preserving operations.

EPA's RCRA/Superfund/UST Hotline, at (800) 424-9346, answers questions and references guidance pertaining to the Superfund program. The Hotline operates weekdays from 9:00 a.m. to 6:00 p.m., EST, excluding Federal holidays.

Emergency Planning And Community Right-To-Know Act

The Superfund Amendments and Reauthorization Act (SARA) of 1986 created the Emergency Planning and Community Right-to-Know Act (EPCRA), also known as SARA Title III. This law was designed to improve community access to information about potential chemical hazards and to facilitate the development of chemical emergency response plans by State and local governments. EPCRA required the establishment of State Emergency Response Commissions (SERCs), responsible for coordinating certain emergency response activities and for appointing Local Emergency Planning Committees (LEPCs).

EPCRA regulations, at 40 CFR Parts 350-372, establish four types of reporting obligations for facilities which store or manage specified chemicals:

- **EPCRA §302 - Emergency Planning** requires facilities to notify their SERC and LEPC of the presence of any extremely hazardous substance (EHS) in excess of the substance's threshold planning quantity (TPQ) (the list of EHSs and TPQs is in 40 CFR Part 355, Appendices A and B).

EPCRA §302 also directs facilities to appoint an emergency response coordinator. It is unlikely that this section of EPCRA is applicable to the wood preserving industry because the types of chemicals generally stored do not meet the regulatory definition of an extremely hazardous substance.

- **EPCRA §304 - Emergency Release Notification** requires facilities to notify the SERC and LEPC in the event of a release exceeding the reportable quantity of either a CERCLA hazardous substance or an EPCRA extremely hazardous substance which may affect persons beyond the facility's boundaries.

- **EPCRA §§311/312 - Hazardous Chemical Inventory Reporting** requires facilities at which a hazardous chemical, as defined by the Occupational Safety and Health Act, is present in an amount exceeding a specified threshold to submit material safety data sheets (MSDSs) and hazardous chemical inventory forms (also known as Tier I and II forms) to the SERC, LEPC, and local fire department by March 1 of every year. This information helps the local government respond to a spill or release of the chemical. Many of the chemicals used by wood treaters are defined as hazardous chemicals.

- **EPCRA §313 - Toxic Chemical Release Inventory** requires manufacturing facilities included in SIC codes 20 through 39, which have ten or more full-time employees, and which manufacture, process, or use specified chemicals in amounts greater than threshold quantities, to submit an annual toxic chemical release report by July 1 of every year. The SIC code for lumber and wood products is 24. This report, commonly known as the Form R, covers releases and transfers of toxic chemicals to various facilities and environmental media, and allows EPA to compile the national Toxic Release Inventory (TRI) database.

All information submitted pursuant to EPCRA regulations is publicly available, unless protected by a trade secret claim.

EPA's EPCRA Hotline, at (800) 535-0202, answers questions and distributes guidance regarding EPCRA regulations. A guidance document, "Title III Section 313 Release Reporting Guidance, Estimating Chemical Releases from Wood Preserving Operations," is available from the Hotline. The EPCRA Hotline operates weekdays from 9:00 a.m. to 6:00 p.m., EST, excluding Federal holidays.

Safe Drinking Water Act

The Safe Drinking Water Act (SDWA) mandates that EPA establish regulations to protect human health from contaminants present in drinking water. The law authorizes EPA to develop national drinking water standards and to create a joint Federal-State system to ensure compliance with these standards. The SDWA also directs EPA to protect underground sources of drinking water through the control of underground injection of liquid wastes.

The SDWA may be of concern to the wood preservers if dry wells are used. If water contaminated with wood preservative is allowed to drain into a dry well, it could lead to contamination of underground sources of drinking water. Under the SDWA, a permit program for the safe disposal of wastes through controlled underground injection has been established. The Underground Injection Control (UIC) program (40 CFR Parts 144-148) regulates five classes of injection wells and may be applicable to wood treaters. UIC permits include design, operation, inspection, and monitoring requirements. Wells used to inject hazardous wastes must also comply with RCRA corrective action standards to be granted a RCRA permit, and must meet applicable RCRA land disposal restriction standards.

EPA's Safe Drinking Water Hotline, at (800) 426-4791, answers questions and distributes guidance pertaining to SDWA standards. The Hotline operates from 9:00 a.m. through 5:30 p.m., EST, excluding Federal holidays.

DOT's Hazardous Materials Transportation Act (HMTA)

The Department of Transportation (DOT) regulates all aspects of the shipping and receiving of hazardous materials when those activities are performed in commerce. "In commerce" includes the shipping of hazardous materials typically found at wood treatment sites, such as chromium, pentachlorophenol, arsenic, and creosote, to an industrial facility for use in industrial processes.

Hazardous materials are those materials that DOT has determined may harm human health and the environment during shipping. Hazardous materials include specific hazardous chemicals, such as arsenic acid, but also include general hazardous categories, or classes. The DOT Hazardous Materials Table (49 CFR Part 172.101) includes a list of all hazardous materials, as well as requirements for proper shipment of listed items. The Hazardous Materials Table also provides information on proper containers and labels, as well as vehicle requirements.

DOT requires that proper shipping papers accompany all shipments of hazardous waste or hazardous materials. Shipping papers indicate what is being shipped, the quantity being shipped, and the particular hazards of the material. When shipping wood preserving chemicals, an Annotated Bill of Lading may be used that includes all required DOT shipping information. For shipping hazardous waste, a RCRA hazardous waste manifest must be used.

DOT's Hazardous Materials Information Line, at (800) 467-4922, provides general assistance and information on HMTA regulations. The Information Line operates weekdays from 8:00 a.m. to 5:30 p.m., EST, excluding Federal holidays.

Pollution Prevention Act

Congress enacted the Pollution Prevention Act in 1990 to promote pollution prevention in existing regulatory programs, including EPCRA, RCRA, CWA, and CAA. The first step in pollution prevention is the development and implementation of a pollution prevention plan. Wood preserving facilities are impacted by pollution prevention regulations related to the generation of hazardous and non-hazardous waste in the treating process, and through other activities and stormwater control measures.

For assistance in developing a facility pollution prevention plan, contact the regulatory Hotlines for the EPCRA, RCRA, CWA, and CAA programs.

Toxic Substances Control Act

The Toxic Substances Control Act (TSCA) grants EPA the authority to create a regulatory framework to collect data on chemicals in order to evaluate, assess, mitigate, and control risks which may be posed by their manufacture, processing, and use. Wood treating plants may be affected by a TSCA reporting requirement promulgated pursuant to section 8(c) of TSCA and found at 40 CFR §717. These regulations enable employees, consumers, the general public, or environmental advocacy groups to allege that the chemicals used by a plant caused an adverse effect to their health or the environment that had not been previously identified. If such an allegation is made, it should be documented on company letterhead and placed in the company's TSCA 8(c) file for future reference.

EPA's TSCA Assistance Information Service, at (202) 554-1404, answers questions and distributes guidance pertaining to TSCA standards. The Service operates from 8:30 a.m. through 4:30 p.m., EST, excluding Federal holidays.

Additional information is available on the subjects discussed above. The following is a list of Code of Federal Regulation citations applicable to the wood preserving industry.

- For regulatory information on Clean Water Act, consult the following sections of the Code of Federal Regulations:
  - National Pollutant Discharge Elimination System - 40 CFR Parts 122 and 125
  - Effluent Guidelines and Standards for the Timber Products Processing Point Source Category - 40 CFR Part 429

- For regulatory information on FIFRA, consult the following sections of the Code of Federal Regulations:
  - Worker Protection Standards - 40 CFR Part 170
  - Certification of Pesticide Applicators - 40 CFR Part 171
  - For information about the PEL monitoring program, see Federal Register Vol.49, no.136, July 13, 1984, p28666-28689.

- For regulatory information on the Clean Air Act, consult the following sections of the Code of Federal Regulations:
  - New Source Performance Standards - 40 CFR §60.110b - 60.117b
  - National Emission Standards for Hazardous Air Pollutants - 40 CFR Part 61
  - Risk Management Programs - 40 CFR Part 68
  - National Emission Standards for Hazardous Air Pollutants for Source Categories - 40 CFR Part 63

- For regulatory information on the Superfund program, consult the following sections of the Code of Federal Regulations:
  - National Contingency Plan - 40 CFR Part 300
  - Hazardous Substance Release Reporting - 40 CFR Part 302

- For regulatory information on EPCRA, consult the following sections of the Code of Federal Regulations:
  - Emergency Planning - 40 CFR Part 355
  - Release Reporting - 40 CFR §355.40
  - Hazardous Chemical Inventory Reporting - 40 CFR Part 370
  - Toxic Chemical Release Reporting - 40 CFR Part 372

- For regulatory information on the Safe Drinking Water Act, consult the following sections of the Code of Federal Regulations:
  - Underground Control Program - 40 CFR Parts 144-148

- For regulatory information on DOT's Hazardous Materials Transportation Act, consult the following sections of the Code of Federal Regulations:
  - Hazardous Materials Table - 49 CFR §172.101

- For regulatory information on TSCA, consult the following sections of the Code of Federal Regulations:
  - Records and Reports of Chemical Health Effects - 40 CFR Part 717

Appendix A

Instructions on Electronic Access to this Guide

APPENDIX A - INSTRUCTIONS FOR DOWNLOADING THIS GUIDE

Electronic Access to this Guide via the Enviroene World Wide Web (E$WWW) and the Enviro$en$e Bulletin Board System (E$BBS)

This Guide is available through two electronic systems, the Enviroene Bulletin Board System (via modem connection), and the Enviroene World Wide Web (via Internet). The Enviroene Communications Network is a free, public, interagency-supported system operated by EPA's Office of Enforcement and Compliance Assurance and Office of Research and Development. The Network allows regulators, the regulated community, technical experts, and the general public to share information regarding: pollution prevention and innovative technologies; environmental enforcement and compliance assistance; laws, executive orders, regulations, and policies; points of contact for services and equipment; and other related topics. The Network welcomes receipt of environmental messages, information, and data from any public or private person or organization. This document first provides summary information on E$WWW access as well as information on downloading protocols from within the E$BBS.

A. ACCESS THROUGH THE ENVIROENE WORLD WIDE WEB

To access this Guide through the Enviroene World Wide Web, set your World Wide Web Browser to the following address:

WWW/INTERNET ADDRESS: http://es.inel.gov/oeca/metd/guide

HOTLINE NUMBER FOR E$WWW ONLY: 208-526-6956

EPA E$WWW MANAGER: Louis Paley 202-564-2613
Myles Morse 202-260-3151

Here you will be given several file choices.

PROCEDURES FOR MAKING COMMENTS AND SENDING DOCUMENTS TO EPA VIA $WWW

- From the EPA Sector Notebook home page (http://es.inel.gov/comply/sector/index/html):

  (a) at the 4th paragraph click on "send comments or supplemental materials." or

  (b) at the end of each Guide's summary information, click on "send comments."

- At the Comments on EPA Sector Notebook home page (http://er.inel.gov/comply/sector/comments.html):

  (a) at the 2nd paragraph, click on "Guide @epamail.epa.gov", or click on "sector Guide comment form": or

  (b) follow the specific instructions delineated in the 3rd paragraph.

- Simply follow the instructions outlined on these pages and forms.

B. ACCESS THROUGH THE ENVIROENE BULLETIN BOARD SYSTEM - Instructions for Connecting, Registering and Downloading Files

E$BBS MODEM CONNECTION NUMBER: 703-908-2092

HOTLINE FOR E$BBS ONLY: 703-908-2007

MANAGERS: BBS PLATFORM: Louis Paley 202-564-2613
Myles Morse 202-260-3161

The following instructions are condensed from longer documents that provide information on the full features of the Enviroene Bulletin Board. Further documentation is available on-line in the files that are listed at the end of this Appendix.

STEP 1. ESTABLISHING MODEM SETTINGS

Connecting to the ENVIROENE BBS is done using a modem and communications software. The modem can be either an internal or external model connected directly to your computer, or part of a modem pool that is accessible through your Local Area Network (LAN) system. The communications software (e.g., CrossTalk, ProComm, QModem, Microphone, etc.) is what allows you to access and control your modem. Your software needs

to be set to the values noted below (many of these settings are the standard defaults used):

- **Telephone Number - 703-908-2092** *(Tip: Be sure you have entered the appropriate dialing prefix; e.g., 9 for an outside line, 1 for long distance)*

- **Baud Rate - up to 28,800 BPS** is supported (always select the highest speed which your modem will support).

- **Terminal Emulation - BBS, ANS1, VT-100, VT-102 etc.** *(Tips: Do not use TTY. After you log in, if you see screen characters appear on the lines where you need to enter information, chances are that you need to properly set your terminal emulation. The emulation can normally be reset before or during communication with Enviroene).*

- **Data Bits - Eight**

- **Stop Bits - One**

- **Parity - None.**

- **Transfer Protocols - ZModem, YModem, XModem, HS/Link, BiModem, ASCII** (text files only). If your communications software supports ZModem, this will increase upload/download efficiency. You must select the same protocol that BOTH your communications software and the BBS support so that they can "talk the same language" when sending and receiving files.

- **Error Correction/Data Compression Protocols -** v.32, v.42, and other older, hardware-dependent ones are supported.

Refer to your communications software manual on how to set and save the communication parameters noted above (these will generally be the default). Also, check to make sure you know where the communications software will send the files you download. Due to document sizes, it is best not to download Sector Guides on to floppy disks.

STEP 2. CONNECTING AND REGISTERING

- Connect to E$BBS via modem, using communications software set to the above settings by dialing:

(703) 908-2092

Note: EPA Employees can access E$ directly via LAN from the Agency Lan Services Menu or Icon and then follow the instructions below. The end of this document lists additional resources for accessing E$BBS through the LAN.

- Once you are in the BBS, hit the ENTER/RETURN key twice(2) to accept the default values for the screen.

- On successive pages, type your first name and hit ENTER/RETURN; type your last name and hit ENTER/RETURN; and type your password (if you have NOT registered yet, create a password, and remember it for subsequent logons to E$ and hit ENTER/RETURN; and

- Register (first time only) and immediately receive access to the BBS for 120 minutes per day;

  - Type responses to the registration questions, and hit ENTER/RETURN to begin using ENVIROENE. (Tip: the last registration question is Country?____)

  - You may need to hit ENTER/RETURN several times to move past System News and Alert messages.

STEP 3. DOWNLOADING FILES

The files that appear on the following table can be downloaded from E$. Except for short text files e.g., "txt" files cannot be viewed on-screen within the E$BBS. As indicated o the following table, each document formats - WordPerfect 5.1 (PC), WordPerfect 6.1 (PC), PDF (viewable through free Adobe Acrobat software which can be downloaded). Please note that the quality of formatting and graphics is highest in the file version in which the Guide was originally created, i.e., the underlined ones. The high quality versions are underlined on the following list of filenames.

Information on Macintosh Word Files

Available Macintosh files are not compressed. The files are easily identified by the seventh and eight position in the filename - which is "MA." They can be directly downloaded and read using Microsoft Word 5.1a, or within other word processing software that supports the conversion of Microsoft Word 5.1a documents. Conversion to other programs may alter formatting and graphics quality.

Information on PC/WordPerfect Files

The WordPerfect files are all compressed ("zipped" files ending with the .ZIP extension) files that need to be decompressed ("unzipped") after they are downloaded. The Guides that are available in WP5.1 and WP 6.0 are zipped together (this is why the filenames on the following table are the same). When these files are downloaded and unzipped, you will have a version with the extension ".WP5" and one with ".WP6."

Filename, and File Formats

Note: Underlined file contains the highest quality format/graphics

	PC WP5.1	PC WP 6.1	PDF File
Wood Preserving RCRA Compliance Guide	WDPRESSN.ZIP	WPRESSN.ZIP	WDPRES.PDF

STEP 3 CONTINUES - PROCEDURES FOR DOWNLOADING

- From the E$ Main Menu, select "D" to Download then hit ENTER/RETURN.
- Type in the filename from above that you would like to select for downloading and hit ENTER/RETURN.
- The system will ask you to select a file transfer protocol. Select the file transfer protocol that matches what you have selected within your PC communications software (ZModem is recommended) and hit ENTER/RETURN. *(Tip: ZModem users may also be allowed to enter more than one filename to download more than one document at a time. Simply continue to enter a new filename each time a new filename prompt appears on the screen. This option is disabled for other users.)*
- At this point, you may begin downloading by hitting ENTER/RETURN. This should begin the download if you are using the Zmodem transfer protocol. If you don't see information on the screen showing the progress of the download, follow the next step.
- If the download does not begin after following the last step, you need to tell your communications software to start receiving the file. To do this, look for a "RECEIVE" icon or command on your communications software menu and activate it. This tells your software to begin downloading.

- The downloaded file will appear in the folder or directory that you defined in your communications software.

- Repeat the above procedure to download other files.

- THE FOLLOWING STEP MUST BE TAKEN BY ALL USERS THAT HAVE DOWNLOADED ZIPPED FILES (files with a ".ZIP" filename extension) FROM E$.

  - In order to read the zipped file(s) you have downloaded, you must download the decompression software required to "unzip" your files. To download the decompression software, follow the same downloading instructions given above. Type in the filename 'PKZ204G.EXE" and hit ENTER/RETURN. You only need to download this file to your hard drive once.

- Log-off using the [G]oodbye command from the main menu.

- To end the phone connection, the user should use the "hang up" or "terminate call" option provided with your communications software.

STEP 4. DECOMPRESSING ".ZIP'D" DOWNLOADED FILES

After you have downloaded a compressed (",ZIP") file to your PC, you must decompress it to its original format and size by using the "PKUnzip" file which you downloaded at the beginning of Step 3. The file which you downloaded; "PKZ204G.EXE" contains PKZip.EXE and PKUnzip.EXE files. PKUNZIP will decompress the file, returning it to its original size and format as if it had never been compressed or transmitted over the BBS. To use the PK commands (pkunzip.exe & pkzip.exe), you must be at the DOS prompt (third-party software interfaces exist for Windows). For details on how to use either command, simply type at the DOS prompt (without any parameters, i.e., just type "PKUNZIP") and hit ENTER/RETURN. Since parameters are required for the PKs to work they will automatically go into help mode and give you a brief explanation of how they work. If a user needs more direction, there is full documentation included in the PKZ204G.EXE in the "Hints" file.

To decompress any file, use PKUNZIP.EXE by taking the following steps:

- Go to the DOS C: prompt and type PKUNZIP.EXE; then,

- Type "PKUNZIP [Filename]" (e.g., the filename and the path of the compressed file you wish to decompress). Note: after the paired

files are unzipped, two files will exist, one extension ".WP5" and one with the extension ".WP6."

C. COMMENTING OR PROVIDING ADDITIONAL INFORMATION VIA E$BBS

Comments on the Guide, or supplemental documents of interest, can be uploaded to the Enviroene BBS. Follow the uploading instructions that appear on the screen, or look at the instructions for compressing and uploading documents. The instructional documents are listed in Section D of this Appendix. All documents that you upload will be publicly accessible, and should contain a short abstract (less that 50 words) that describes the document. It is recommended that this abstract contain the words "Wood Preserving Guide Comments," the title of the Guide that the comments are directed toward, and the words "SIC 24."

> **NOTE:** To help the system operator know what you've uploaded and where it should be put within the BBS, it is helpful to send a message to the system operator. Before logging out of E$, you will be given the option to comment to the system operator (Sysop). Please indicate what files you have sent, and that the comments or supplemental documents should be placed in Directory 51 - "Sector Compliance Information and Guides." Messages can also be sent to the Sysop from the main menu using the Message option.

D. ADDITIONAL RESOURCE DOCUMENTS AVAILABLE ON E$BBS

The following files can be viewed from the "Bulletins" section of E$BBS main menu. To receive these documents electronically, the files can be downloaded (and viewed) from Directory #160 (utilities). If you would like to download these files, follow the same procedures outlined in Section C. The directions for direct dial modem users are different than the directions for EPA LAN users. How you have accessed the E$BBS determines which of the paired files listed below that you should follow.

Entered E$ via Modem	Entered E$ EPA LAN	Descriptions of File
CONREGWP.TXT	CNREGLAN.TXT	How to Connect and Register on the E$BBS via Modem
FINDVIEW.TXT	FNDVWLAN.TXT	Finding and Viewing Files from E$BBS via Modem
CONVCOMP.TXT	CVCMPLAN.TXT	Converting, Compressing & Uncompressing Files via Modem
DNLDTXWP.TXT	DNLTXLAN.TXT	Flagging and Dowloading "Uncompressed" Files from E$BBS
DNLDZPWP.TXT	DNZPLAN.TXT	Flagging and Downloading "Compressed" Files from E$BBS
UPLOADWP.TXT	UPLDLAN.TXT	Directions for Uploading Files via Modemto the E$BBS
SNHOWTO.TXT	SNHOWLAN.TXT	Contains this document "Appendix A - Downloading Instructions"

Appendix B

Contact Lists

CONTACT LISTS

This appendix contains the following contact lists:

1) Information Sources

2) State Solid and Hazardous Waste Contacts

3) State Emergency Response Commissions (SERCS)

4) NPDES State Directors

5) Storm Water Contacts

6) State Pesticide Agencies

7) Regional Air Compliance/Enforcement Contacts.

Information Sources

U.S. EPA cannot endorse the products or services of any group. The following sources are provided simply as a first step to locating information that might be useful to plant operators.

Drip pad construction

American Concrete Institute
P.O. Box 19150
Detroit, MI 48219
(313) 532 2600
This group can provide documents, such as, A Guide to the Use of Water Proofing, Damp Proofing, Protective and Decorative Barrier Systems for Concrete (document number 515.1R-79(85)).

Steel Structures Painting Council (SSPC)
P.O. Box 641256
Pittsburgh, PA 15264-1256
(412) 281-2331
This group publishes the Journal of Protective Coatings and Linings, which periodically features a buyer's guide.
(800) 837-8303

National Association of Corrosion Engineers International
(NACE International)
1440 S. Creek Drive
Houston, TX 77084-4906
(713) 492-0535
A committee called the "Joint Task Group H (with SSPC) Looking at Secondary Containment Over Concrete" will be releasing a report in the near future. Ask to speak to the chairman of the task group.

Suppliers of preservatives may be able to provide technical assistance on drip pad construction.

Compliance Information

National Technical Information Service
5285 Port Royal Road
Springfield, VA 22161
sales desk: (703) 487-4650
fax: (703) 321-8547

This service, which is provided by the U.S. Department of Commerce, is a clearinghouse for scientific, technical, and engineering information developed by government agencies including the U.S. Environmental Protection Agency. Callers should request a free copy of the catalog of Products and Services.

U.S. Government Printing Office
Superintendent of Documents (mail stop: SSOP)
Washington, D.C. 20402-9328
Copies of the Code of Federal Regulation (CFR) can be ordered by writing to the address above. Of primary interest are 40 CFR (Protection of Environment) sections 260 to 265.

RCRA/Superfund Hotline
1725 Jefferson Davis Highway
Arlington, VA 22202
phone: (800) 424-9346
or (703) 412-9810

Answers to specific questions and information on relevant publications is available though this U.S. EPA hotline.

U.S. EPA
RCRA Docket Information Center
Office of Solid Waste (mail code 5305W)
401 M St. S.W.
Washington, D.C. 20460
voice: (703) 603-9230
fax: (703) 603-9234

This information center provides background materials relating to RCRA regulation development, such as, Federal Register Notices, records of public comment, meeting summaries, fact sheets, Health and Environmental Effects Profiles, et cetera.

Agency Addresses
U.S. Environmental Protection Agency Regional Offices

U.S.EPA Region I
John F. Kennedy Federal Building
Boston, MA 02203-0001
(617) 565-3420

Region I encompasses: Connecticut, Maine, Massachusetts, New Hampshire, Rhode Island, and Vermont.

U.S. EPA Region II
Waste Management Division
290 Broadway
New York, NY 10007-1866
(212) 637-3725

Region II encompasses: New Jersey, New York, Puerto Rico, and the Virgin Islands.

U.S. EPA Region III
Hazardous Waste Management Division
841 Chestnut Building
Philadelphia, PA 19107
(215) 597-8181

Region III encompasses: Delaware, the District of Columbia, Maryland, Pennsylvania, Virginia, and West Virginia.

U.S. EPA Region IV
Waste Management Division
245 Courtland St. N.E.
Atlanta, GA 30365
(404) 347-3454

Region IV encompasses: Alabama, Florida, Georgia, Kentucky, Mississippi, North Carolina, South Carolina, and Tennessee.

U.S. EPA Region V
Waste Management Division
77 West Jackson Blvd.
Chicago, IL 60604-3507
(312) 886-7579

Region V encompasses: Illinois, Indiana, Michigan, Minnesota, Ohio, and Wisconsin.

U.S. EPA Region VI
Fountain Place 12th Floor, Suite 1200
1445 Ross Avenue
Dallas, TX 75202-2733
(214) 665-8179

Region VI encompasses: Arkansas, Louisiana, New Mexico, Oklahoma, and Texas.

U.S. EPA Region VII
Air and RCRA Compliance Branch
726 Minnesota Avenue
Kansas City, KS 66101
(913) 551-5000

Region VII encompasses: Iowa, Kansas, Missouri, and Nebraska.

U.S. EPA Region VIII
Hazardous Waste Management Division
999 18th Street Suite 500
Denver, CO 80202-2405
(3030) 293-1603

Region VIII encompasses: Colorado, Montana, North Dakota, South Dakota, Utah, and Wyoming.

U.S. EPA Region IX
Hazardous Waste Management Division
75 Hawthorne Street
San Francisco, CA 94105
(415) 744-1305

Region IX encompasses: Arizona, California, Hawaii, Nevada, American Samoa, and Guam.

U.S. EPA Region X
Hazardous Waste Division
1200 Sixth Avenue
Seattle, WA 98101
(206) 553-4973

Region X encompasses: Alaska, Idaho, Oregon, and Washington.

State Solid and Hazardous Waste Contacts

Alabama

Solid Waste

Russel A. Kelly, Chief
1751 Congressman W.L. Dickinson Drive
Solid Waste Branch
Land Division
Alabama Department of Environmental Mgmt.
PO Box 301463
Montgomery, AL 36130-1463

Phone: (334) 271-7988
Fax: (334) 279-3050

Hazardous Waste

Steve Jenkins, Chief
RCRA Compliance Branch
Land Division
Alabama Department of Environmental Management
1751 Congressman W.L. Dickinson Dr.
PO Box 301463
Montgomery, AL 36130-1463

Phone: (334) 271-7737
Fax: (334) 279-3050

Alaska

Solid Waste

Heather Stockard, Program Manager
Solid Waste Program
Division of Environmental Health
Alaska Department of Environmental Conservation
410 Willoughby Ave., Suite 105
Juneau, AK 99801-1795

Phone: (907) 465-5162; (800) 550-7272 (AK only)
Fax: (907) 465-5164

Hazardous Waste

Geoffrey Kany, Program Manager
Hazardous Waste Management Program
Industrial Operations Section
Division of Air and Water Quality
AK Department of Environmental Conservation
410 Willoughby Ave., Suite 105
Juneau, AK 99801-1795

Phone: N/A
Fax: (907) 465-5274

Hazardous Waste Phone Inquiries

Jeff Hurst
Hazardous Waste Management Program
Industrial Operations Section
Division of Air and Water Quality
AK Department of Environmental Conservation
410 Willoughby Ave., Suite 105
Juneau, AK 99801-1795

Phone: (907) 465-5168; (800) 550-7272 (AK only)
Fax: (907) 465-5274

American Samoa

Solid and Hazardous Waste

Sheila Wiedman, Program Manager
AS Environmental Protection Agency
Executive Office Building
Pago Pago, AS 96799

Phone: [011] (684) 633-2304
Fax: [011] (684) 633-5801

Pat Young
Office of Pacific Islands and Native American Programs
EPA Region 9
75 Hawthorne St.
San Francisco, CA 94105

Phone: (415) 744-1594
Fax: N/A

Arizona

Solid Waste

Jim North, Unit Manager
Solid Waste Inspections and Compliance Unit
Division of Waste Programs
AZ Department of Environmental Quality
3033 N. Central Ave.
Phoenix, AZ 85012

Phone: (602) 207-4121
Fax: (602) 207-4467

Hazardous Waste

Pat Kuefler, Unit Manager
Hazardous Waste Compliance Unit
AZ Department of Environmental Quality
3033 N. Central Ave.
Phoenix, AZ 85012

Phone: (602) 207-4105
Fax: (602) 207-4138

Solid Waste Phone Inquiries

Switchboard
CA Integrated Waste Management Board
8800 Cal Center Dr.
Sacramento, CA 95826

Phone: (916) 255-2200 or (800) 553-2962 (CA only)
Fax: (916) 255-2220

Arkansas

Solid Waste

Al Eckert, Chief
Solid Waste Division
AR Department of Pollution Control and Ecology
8001 National Dr., Building E
P.O. Box 8913
Little Rock, AR 72219-8913

Phone: (501) 682-0580
Fax: (501) 682-0611

Hazardous Waste

Ted N. Rauh, Deputy Director
Hazardous Waste Management Program
CA Department of Toxic Substances Control
P. O. Box 806

Sacramento, CA 95812-0806

Phone: N/A
Fax: (916) 324-4495

Hazardous Waste

Mike Bates, Chief
Hazardous Waste Division
AR Department of Pollution Control and Ecology
8001 National Dr.
P.O. Box 8913
Little Rock, AR 72219-8913

Phone: (501) 682-0831
Fax: (501) 682-0880

Hazardous Waste Phone Inquiries

Switchboard
CA Integrated Waste Management Board
8800 Cal Center Dr.
Sacramento, CA 95826

Phone: (916) 324-1781 or (800) 61-TOXIC (CA only)
Fax: (916) 255-2220

California

Solid Waste

Doug Okumura, Executive Director
CA Integrated Waste Management Board
8800 Cal Center Dr.

Sacramento, CA 95826

Phone: N/A
Fax: (916) 255-4073

Colorado

Solid Waste

Glenn Mallory, Section Chief
Solid Waste Section
Hazardous Materials and Waste Management Division
CO Department of Health and Environment
4300 Cherry Creek Dr., South
Mail Code: HMWMD-HWC-B2
Denver, CO 80222

Phone: N/A
Fax: (303) 759-5355

Hazardous Waste

Joan Sowinski, Section Chief
Hazardous Materials and Waste Management Division
CO Department of Health and Environment
4300 Cherry Creek Dr., South
Mail Code: HMWMD-HWC-B2
Denver, CO 80222-1530

Phone: N/A
Fax: (303) 759-5355

Hazardous Waste Phone Inquiries

Public Assistance Hotline
Hazardous Materials and Waste Management Division
CO Department of Health and Environment
4300 Cherry Creek Dr., South
Mail Code: HMWMD-HWC-B2
Denver, CO 80222

Phone: (303) 692-3320
Fax: (303) 759-5355

Connecticut

Solid Waste

Charles Atkins, Supervising Sanitary Engineer
Solid Waste Program
Waste Engineering and Enforcement Division
Bureau of Waste Management
CT Department of Environmental Protection
79 Elm St.
Hartford, CT 06106

Phone: (203) 424-3366
Fax: (203) 424-4059

Hazardous Waste

Robert Isner, Environmental Analyst
Waste Engineering and Enforcement
Bureau of Waste Management
CT Department of Environmental Protection
79 Elm St.
Hartford, CT 06106

Phone: (203) 424-3023
Fax: (203) 424-4059

Delaware

Solid Waste

Richard Folmsbee, Supervisor
Solid Waste Branch
Air and Waste Management Division
DE Dept. of Natural Resources and Environmental Control
89 Kings Hwy.
P.O. Box 1401
Dover, DE 19903

Phone: (302) 739-3820
Fax: (302) 739-5060

Hazardous Waste

Nancy Marker, Program Manager
Hazardous Waste Management Branch
Air and Waste Management Division
DE Dept. of Natural Resources and Environmental Control
89 Kings Hwy.
P.O. Box 1401
Dover, DE 19903

Phone: (302) 739-3689
Fax: (302) 739-5060

District of Columbia

Solid Waste

Sylvestre Yorrick, Chief
Solid Waste Management Administration
Solid Waste Disposal Division
DC Department of Public Works
3200 Benning Rd., N.E.
Washington, DC 20019

Phone: N/A
Fax: (202) 727-9314

Solid Waste Phone Inquiries

Switchboard
DC Department of Public Works
2nd & N. St., S.E.
Washington, DC 20003

Phone: (202) 645-7044
Fax: (202) 645-6040

Hazardous Waste

Angelo C. Tompros, Chief
Hazardous Waste Management Branch
Pesticides, Hazardous Materials and UST Division
DC Environmental Regulatory Administration
2100 Martin Luther King, Jr. Ave., S.E.
Suite 203
Washington, DC 20020

Phone: N/A
Fax: (202) 645-6622

Hazardous Waste Phone Inquiries

James Sweeney, Acting Chief
Hazardous Waste Management Branch
Pesticides, Hazardous Materials and UST Division
DC Environmental Regulatory Administration
2100 Martin Luther King, Jr. Ave., S.E.
Suite 203
Washington, DC 20020

Phone: (202) 645-6080 Ext. 3011
Fax: (202) 645-6622

Florida

Solid Waste

Mary Jean Yon, Environmental Administrator
Solid Waste Management Section
Bureau of Solid and Hazardous Waste
Division of Waste Management
FL Department of Environmental Protection
2600 Blair Stone Rd., Twin Towers
Tallahassee, FL 32399-2400

Phone: (904) 488-0300
Fax: (904) 414-0414

Hazardous Waste

Bill Hinkley, Chief
Bureau of Solid and Hazardous Waste
Division of Waste Management
FL Department of Environmental Protection
2600 Blair Stone Rd., Twin Towers
Tallahassee, FL 32399-2400

Phone: N/A
Fax: (904) 921-8061

Hazardous Waste Phone Inquiries

Raoul Clark, Environmental Administrator
Hazardous Waste Management Section
Bureau of Solid and Hazardous Waste
FL Department of Environmental Protection
2600 Blair Stone Rd., Twin Towers
Tallahassee, FL 32399-2400

Phone: (904) 488-0300
Fax: (904) 414-8061

Georgia

Solid Waste

Steve Johnson, Associate
Solid Waste Management Branch
Environmental Protection Division
GA Department of Natural Resources
4244 International Pkwy., Suite 100
Atlanta, GA 30354

Phone: (404) 362-2696
Fax: (404) 362-2693

Hazardous Waste

Jennifer Kaduck, Branch Chief
Hazardous Waste Management Branch
Environmental Protection Division
GA Department of Natural Resources
205 Butler St., S.E.
Floyd Towers East, Room 1154
Atlanta, GA 30334

Phone: N/A
Fax: (404) 651-9425

Hazardous Waste Phone Inquiries

Bill Mundy, Program Manager
Hazardous Waste Management Branch
Environmental Protection Division
GA Department of Natural Resources
205 Butler St., S.E.
Floyd Towers East, Room 1154
Atlanta, GA 30334

Phone: (404) 656-7802
Fax: (404) 651-9425

Guam

Solid and Hazardous Waste

Francis P. Damian, Director
Solid and Hazardous Waste Management Program
GU Environmental Protection Agency
P.O. Box 22439GMF

Barrigada, GU 96921
Phone: [011] (671) 472-8863
Fax: [011] (671) 477-9402

Victoria Pearman
Office of Pacific Islands and Native American Programs
EPA Region 9
75 Hawthorne St.
San Francisco, CA 94105
Phone: (415) 744-1484
Fax: N/A

Hawaii

Solid Waste

John Harder, Coordinator
Solid Waste Section
Office of Solid Waste Management
HI Department of Health
919 Ala Moana Blvd., 2nd Floor
Honolulu, HI 96814
Phone: (808) 586-4240
Fax: (808) 586-7509

Hazardous Waste

Gracelda Simmons, Section Chief
Hazardous Waste Section
Environmental Management Division
HI Department of Health
919 Ala Moana Blvd., Room 212
Honolulu, HI 96814
Phone: (808) 586-4226
Fax: (808) 586-7509

Idaho

Solid Waste

Katie Sewell, Solid Waste Coordinator
Community Programs
Prevention and Certification Bureau
Division of Environmental Quality
ID Department of Health and Welfare
1410 N. Hilton St.
Boise, ID 83706
Phone: (208) 334-5860
Fax: (208) 373-0576

Hazardous Waste

Orville Green, Assistant Administrator
Permits and Enforcement Branch
Division of Environmental Quality
ID Department of Health and Welfare
1410 N. Hilton St.
Boise, ID 83706
Phone: N/A
Fax: (208) 373-0417

Hazardous Waste Phone Inquiries

Pam Smolczynski, Hazardous Waste Analyst
Permits and Enforcement Branch
Division of Environmental Quality
ID Department of Health and Welfare
1410 N. Hilton St.
Boise, ID 83706
Phone: (208) 334-5898
Fax: (208) 373-0417

Solid Waste and Hazardous Waste Phone Inquiries

Glenn Savage, Head
Field Operations Section
Bureau of Land Pollution Control
IL Environmental Protection Agency
2200 Churchill Rd.
P.O. Box 19276
Springfield, IL 62794-9276
Phone: (217) 785-8604
Fax: (217) 524-1991

Hazardous Waste

Todd Marvel, RCRA Coordinator
Bureau of Land Pollution Control
IL Environmental Protection Agency
2200 Churchill Rd.
P.O. Box 19276
Springfield, IL 62794-9276
Phone: N/A
Fax: (217) 524-4193

Indiana

Solid Waste

Bruce Palin, Branch Chief
Solid Waste Management Branch
Office of Solid and Hazardous Waste
IN Department of Environmental Management
100 N. Senate Ave.
P.O. Box 6015
Indianapolis, IN 46206-6015
Phone: N/A
Fax: (317) 232-3403

Solid Waste Phone Inquiries

Jerry Rud, Section Chief
Solid Waste Permit Section
Office of Solid and Hazardous Waste
IN Department of Environmental Management
100 N. Senate Ave.
P.O. Box 6015
Indianapolis, IN 46206-6015
Phone: (317) 232-7200
Fax: (317) 232-3403

Hazardous Waste

Tom Linsom, Branch Chief
Hazardous Waste Management Branch
Office of Solid and Hazardous Waste
IN Department of Environmental Management
105 N. Senate Ave.
P.O. Box 6015
Indianapolis, IN 46206-6015
Phone: N/A
Fax: (317) 232-3403

Hazardous Waste Phone Inquiries

Dave Berry
Hazardous Waste Management Branch
Office of Solid and Hazardous Waste
IN Department of Environmental Management
105 N. Senate Ave.
P.O. Box 6015
Indianapolis, IN 46206-6015
Phone: (317) 232-4417
Fax: (317) 232-3403

Iowa

Solid Waste

Lavoy Haage, Supervisor
Solid Waste Section
IA Department of Natural Resources
Henry Wallace State Office Building
900 E. Grand Ave.
Des Moines, IA 50319-0034
Phone: (515) 281-4968
Fax: (515) 281-8895

Hazardous Waste

Iowa Section
Air, RCRA, and Toxic Division
U.S. EPA Region 7
726 Minnesota Ave.
Kansas City, KS 66101
Phone: (913) 551-7058
Fax: (913) 551-7521

Kansas

Solid Waste

Miles Stotts, Chief
Solid Waste Section
Bureau of Waste Management
KS Department of Health and Environment
Forbes Field, Building 740
Topeka, KS 66620-0001
Phone: (913) 296-1603
Fax: (913) 296-1592

Hazardous Waste

John Mitchell, Chief
Hazardous Waste Section
Bureau of Waste Management
KS Department of Health and Environment
Forbes Field, Building 740
Topeka, KS 66620-0001
Phone: (913) 296-1608
Fax: (913) 296-1592

Solid Waste Phone Inquiries

Gerald Mathes, Assistant Administrator
Solid Waste Division
Office of Solid and Hazardous Waste
LA Department of Environmental Quality
7290 Bluebonnet Dr.
P.O. Box 82178
Baton Rouge, LA 70884-2178
Phone: (504) 765-0333
Fax: (504) 765-0299

Kentucky

Solid Waste

George Gilbert, Manager
Solid Waste Branch
Division of Waste Management
KY Department of Environmental Protection
14 Reilly Rd., Frankfort Office Park
Frankfort, KY 40601
Phone: (502) 564-6716
Fax: (502) 564-4049

Hazardous Waste

Glenn Miller, Assistant Secretary
Hazardous Waste Division
Office of Solid and Hazardous Waste
LA Department of Environmental Quality
7290 Bluebonnet Dr.
P.O. Box 82178
Baton Rouge, LA 70884-2178
Phone: N/A
Fax: (504) 765-0617

Hazardous Waste

Mike Welch, Manager
Hazardous Waste Branch
Division of Waste Management
KY Department of Environmental Protection
14 Reilly Rd., Frankfort Office Park
Frankfort, KY 40601
Phone: (502) 564-6716
Fax: (502) 564-4049

Hazardous Waste Phone Inquiries

Stacy Hall
Hazardous Waste Division
Office of Solid and Hazardous Waste
LA Department of Environmental Quality
7290 Bluebonnet Dr.
P.O. Box 82178
Baton Rouge, LA 70884-2178
Phone: (504) 765-0758
Fax: (504) 765-0617

Louisiana

Solid Waste

William Mollere, Administrator
Solid Waste Division
Office of Solid and Hazardous Waste
LA Department of Environmental Quality
7290 Bluebonnet Dr.
P.O. Box 82178
Baton Rouge, LA 70884-2178
Phone: N/A
Fax: (504) 765-0299

Maine

Solid Waste

Paula Clark, Director
Division of Solid Waste Facilities Regulations
Bureau of Hazardous Materials and Solid Waste Control
ME Department of Environmental Protection
State House, Station #17
Augusta, ME 04333
Phone: N/A
Fax: (207) 287-7826

Solid Waste Phone Inquiries

Carol Sifrino
Division of Solid Waste Facilities Regulations
Bureau of Hazardous Materials and Solid Waste Control
ME Department of Environmental Protection
State House, Station #17
Augusta, ME 04333

Phone: (207) 287-2651
Fax: (207) 287-7826

Solid Waste Phone Inquiries

Hedi Alazi, Acting Chief
Solid Waste Program
Solid Waste Compliance Division
MD Department of the Environment
2500 Broening Hwy.
Baltimore, MD 21224

Phone: (410) 631-3375
Fax: (410) 631-3321

Hazardous Waste

Scott Whittier, Director
Division of Oil and Hazardous Materials Facilities Regulations
Bureau of Hazardous Materials and Solid Waste Control
ME Department of Environmental Protection
State House, Station #17
Augusta, ME 04333

Phone: N/A
Fax: (207) 287-7826

Hazardous Waste

Harold Dye, Program Administrator
Hazardous Waste Program
MD Department of the Environment
2500 Broening Highway
Baltimore, MD 21224

Phone: N/A
Fax: (410) 631-3321

Hazardous Waste Phone Inquiries

Stacey Ladner
Division of Oil and Hazardous Materials Facilities Regulations
Bureau of Hazardous Materials and Solid Waste Control
ME Department of Environmental Protection
State House, Station #17
Augusta, ME 04333

Phone: (207) 287-2651
Fax: (207) 287-7826

Hazardous Waste Phone Inquiries

Edward Hammerberg, Chief
Hazardous Waste Program
Regulations and Authorization Division
MD Department of the Environment
2500 Broening Hwy.
Baltimore, MD 21224

Phone: (410) 631-3345
Fax: (410) 631-3321

Maryland

Solid Waste

Barry Schmidt, Administrator
Solid Waste Program
MD Department of the Environment
2500 Broening Hwy.
Baltimore, MD 21224

Phone: N/A
Fax: (410) 631-3321

Massachusetts

Solid Waste

Phil Weinberg, Director
Division of Solid Waste
MA Department of Environmental Protection
One Winter St., 4th Floor
Boston, MA 02108

Phone: N/A
Fax: (617) 556-1049

Solid Waste Phone Inquiries

Jim Roberts/Caroline Ganley
Division of Solid Waste
MA Department of Environmental Protection
One Winter St., 4th Floor
Boston, MA 02108

Phone: (617) 292-5983/(617) 292-5985
Fax: (617) 556-1049

Hazardous Waste

Steven DeGabriele, Acting Director
Hazardous Waste Division
MA Department of Environmental Protection
One Winter St., 7th Floor
Boston, MA 02108

Phone: N/A
Fax: (617) 292-5778

Hazardous Waste Phone Inquiries

James Miller, Chief of Compliance
Hazardous Waste Division
MA Department of Environmental Protection
One Winter St., 7th Floor
Boston, MA 02108

Phone: (617) 292-5574
Fax: (617) 292-5778

Michigan

Solid Waste

Joan Peck, Manager
Solid Waste Program Section
Waste Management Division
MI Department of Environmental Quality
608 W. Allegan, 1st Floor
Lansing, MI 48933

Phone: (517) 335-3383
Fax: (517) 373-4797

Hazardous Waste

Jim Sygo, Chief
Waste Management Division
MI Department of Environmental Quality
608 W. Allegan, 1st Floor
Lansing, MI 48933

Phone: N/A
Fax: (517) 373-4797

Hazardous Waste Phone Inquiries

Jack Schinderle
Waste Management Division
MI Department of Environmental Quality
608 W. Allegan, 1st Floor
Lansing, MI 48933

Phone: (517) 373-8410
Fax: (517) 373-4797

Minnesota

Solid Waste

Gary Pulford, Manager
Solid Waste Section
Ground Water and Solid Waste Division
MN Pollution Control Agency
520 N. Lafayette Rd.
St. Paul, MN 55155-1494

Phone: (612) 296-7340
Fax: (612) 296-8717

Hazardous Waste

Roger Bjork, Manager
Hazardous Waste Regulatory Compliance Section
Hazardous Waste Division
MN Pollution Control Agency
520 N. Lafayette Road
St. Paul, MN 55155-1494

Phone: (612) 297-8512
Fax: (612) 297-8676

Mississippi

Solid Waste

Billy Warden, Administrator
Solid Waste Section
Ground Water Protection Division
Office of Pollution Control
MS Department of Environmental Quality
2380 Highway 80 West
Jackson, MS 39204

Phone: (601) 961-5171
Fax: (601) 354-6612

Hazardous Waste

Jerry Banks, Acting Chief
Hazardous Waste Division
Office of Pollution Control
MS Department of Environmental Quality
2380 Highway 80 West
Jackson, MS 39204

Phone: (601) 961-5171
Fax: (601) 961-5741

Missouri

Solid Waste

Hal Morton, Jim Hull
Solid Waste Management Program
Division of Environmental Quality
MO Department of Natural Resources
P.O. Box 176
Jefferson City, MO 65102

Phone: (314) 751-5401
Fax: (314) 526-3902

Hazardous Waste

Ed Sadler, Director
Hazardous Waste Program
Division of Environmental Quality
MO Department of Natural Resources
P.O. Box 176
Jefferson City, MO 65102

Phone: (314) 751-3176
Fax: (314) 751-7869

Montana

Solid Waste

Jon Dilliard, Manager
Solid Waste Program
Solid and Hazardous Waste Bureau
MT Department of Environmental Quality
P.O. Box 200901
Helena, MT 59620-0901

Phone: (406) 444-1430
Fax: (406) 444-1499

Hazardous Waste

Don Vidrine, Program Manager
Hazardous Waste Program
Solid and Hazardous Waste Bureau
MT Department of Environmental Quality
P.O. Box 200901
Helena, MT 59620-0901

Phone: (406) 444-1430
Fax: (406) 444-1499

Nebraska

Solid Waste

Dave Haldeman, Section Supervisor
Integrated Waste Management Section
Air and Waste Management Division
NE Department of Environmental Quality
1200 N St., The Atrium, Suite 400
P. O. Box 98922
Lincoln, NE 68509-8922

Phone: (402) 471-4219
Fax: (402) 471-2909

Hazardous Waste

Bill Imig, Supervisor
RCRA Section
Air and Waste Management Division
NE Department of Environmental Quality
1200 N St., The Atrium, Suite 400
P. O. Box 98922
Lincoln, NE 68509-8922

Phone: (402) 471-4217
Fax: (402) 471-2909

Nevada

Solid Waste

Les Gould, Supervisor
Solid Waste Branch
Waste Management Bureau
Division of Environmental Protection
NV Department of Conservation and Natural Resources
333 W. Nye Lane
Carson City, NV 89710

Phone: N/A
Fax: (702) 687-5856

Solid and Hazardous Waste Phone Inquiries

Hazardous Waste Hotline
University of Nevada at Reno
Reno, NV

Phone: (702) 784-1717 or (800) 882-3233 (NV only)
Fax: N/A

Hazardous Waste

Colleen Cripps, Supervisor
Program Development Branch
Waste Management Bureau
Division of Environmental Protection
NV Department of Conservation and Natural Resources
333 W. Nye Ln.
Carson City, NV 89710

Phone: N/A
Fax: (702) 885-0868

New Hampshire

Solid Waste

Ken Marschner, Administrator
Waste Management Compliance Bureau
NH Department of Environmental Services
6 Hazen Dr.
Concord, NH 03301-6509

Phone: (603) 271-2900
Fax: (603) 271-2456

Hazardous Waste

John Duclos, Administrator
Hazardous Waste Compliance Section
Waste Management Compliance Bureau
Waste Management Division
NH Department of Environmental Services
6 Hazen Dr.
Concord, NH 03301-6509

Phone: (603) 271-2942
Fax: (603) 271-2456

New Jersey

Solid Waste

Gil Mueller
Bureau of Recycling and Planning
NJ Department of Environmental Protection
120 S. Stockton St.
Trenton, NJ 08625

Phone: (609) 984-3438
Fax: (609) 984-6881

Hazardous Waste

Frank Coolick, Administrator
Regulation Element
NJ Department of Environmental Protection
120 S. Stockton St.
Trenton, NJ 08625

Phone: (609) 633-1418
Fax: (609) 984-6881

New Mexico

Solid Waste

Gerald Silva, Bureau Chief
Solid Waste Bureau
NM Environmental Department
P. O. Box 26110
Santa Fe, NM 87502

Phone: (505) 827-2775
Fax: (505) 827-2902

Hazardous Waste

Coby Muckelroy
Hazardous Waste and Radioactive Materials Bureau
NM Environmental Department
2044 Galisteo St.
Santa Fe, NM 87505-2100

Phone: (505) 827-1558
Fax: (505) 827-1544

Solid Waste Phone Inquiries

Switchboard
Solid Waste Section
Division of Solid Waste Management
NC Dept. of Environment, Health, and Natural Resources
P.O. Box 27687
Raleigh, NC 27611-7687

Phone: (919) 733-0692
Fax: (919) 733-4810

New York

Solid Waste

Richard Baldwin
Landfill Closure Section
Division of Solid and Hazardous Materials
NY Department of Environmental Conservation
50 Wolfe Rd., Rm 206
Albany, NY 12233

Phone: (518) 457-5695
Fax: (518) 485-7733

Hazardous Waste

Linda Mann Culpepper, Supervisor
Hazardous Waste Section
Division of Solid Waste Management
NC Dept. of Environment, Health and Natural Resources
P. O. Box 27687
Raleigh, NC 27611-7687

Phone: N/A
Fax: (919) 715-3605

Hazardous Waste

Larry Nadler, Chief
Division of Solid and Hazardous Materials
NY Department of Environmental Conservation
50 Wolfe Rd., Rm 423
Albany, NY 12233

Phone: (518) 485-8988
Fax: (518) 485-8769

Hazardous Waste Phone Inquiries

Margaret Babb, Environmental Chemist
Hazardous Waste Section
Division of Solid Waste Management
NC Dept. of Environment, Health and Natural Resources
P.O. Box 27687
Raleigh, NC 27611-7687

Phone: (919) 733-2178
Fax: (919) 715-3605

North Carolina

Solid Waste

Dexter Matthews, Chief
Solid Waste Section
Division of Solid Waste Management
NC Dept. of Environment, Health, and Natural Resources
P. O. Box 27687
Raleigh, NC 27611-7687

Phone: N/A
Fax: (919) 733-4810

North Dakota

Solid Waste

Steve Tillotson, Manager
Solid Waste Program
Division of Waste Management
ND Department of Health
P.O. Box 5520
Bismark, ND 58506-5520

Phone: (701) 328-5166
Fax: (701) 328-5200

Hazardous Waste

Curt Erickson, Manager
Hazardous Waste Program
Division of Hazardous Waste Management
ND Department of Health
P. O. Box 5520
Bismark, ND 58506-5520

Phone: (701) 328-5166
Fax: (701) 328-5200

Solid Waste Phone Inquiries

Dan Harris
Solid and Infectious Waste Division
OH Environmental Protection Agency
2305 W. Brook Dr., Bldg C
Columbus, OH 43216-1049

Phone: (614) 728-5374
Fax: (614) 728-5315

Northern Mariana Islands

Solid and Hazardous Waste

John Castro, Director
Division of Environmental Quality
MP Department of Public Works
P. O. Box 1304
Saipan, MP 96950

Phone: [011] (670) 234-6114
Fax: [011] (670) 234-1003

Hazardous Waste

Pam Allen, Manager
Compliance, Monitoring and Enforcement Section
Division of Hazardous Waste Management
OH Environmental Protection Agency
1800 Watermark Dr.
Columbus, OH 43215

Phone: N/A
Fax: (614) 728-2329

Jim Branch
Office of Pacific Islands and Native American Programs
EPA Region 9
75 Hawthorne St.
San Francisco, CA 94105

Phone: (415) 744-1601
Fax: N/A

Hazardous Waste Phone Inquiries

Switchboard
Technical Assistance Section
Compliance, Monitoring and Enforcement Section
Division of Hazardous Waste Management
OH Environmental Protection Agency
1800 Watermark Dr.
Columbus, OH 43215

Phone: (614) 644-2944
Fax: (614) 728-2329

Ohio

Solid Waste

Barbara Birdicka, Chief
Solid and Infectious Waste Division
OH Environmental Protection Agency
2305 W. Brook Dr., Bldg. C
Columbus, OH 43216-1049

Phone: N/A
Fax: (614) 728-5315

Oklahoma

Solid Waste

Chris Varga, Chief
Solid Waste Management Service
OK Department of Environmental Quality
1000 N.E. 10th St.
Oklahoma City, OK 73117-1212

Phone: (405) 745-7100
Fax: (405) 745-7133

Hazardous Waste

H.A. Caves, Chief
Division of Hazardous Waste Management
OK Department of Environmental Quality
1000 N.E. 10th St.
Oklahoma City, OK 73117-1212

Phone: N/A
Fax: (405) 271-8425

Hazardous Waste Phone Inquiries

Switchboard
Division of Hazardous Waste Management
OK Department of Environmental Quality
1000 N.E. 10th St.
Oklahoma, OK 73117-1212

Phone: (405) 271-5338
Fax: (405) 271-8425

Oregon

Solid Waste

Charles Donaldson
Solid Waste Program
Waste Management and Cleanup Division
OR Department of Environmental Quality
750 Front St., N.E., Suite 120
Salem, OR 97310

Phone: (503) 378-8240 ext. 266
Fax: (503) 378-4196

Hazardous Waste

Roy Brower, Manager
Hazardous Waste Program
Waste Management and Cleanup Division
OR Department of Environmental Quality
811 S.W. 6th Ave.
Portland, OR 97204

Phone: N/A
Fax: (503) 229-6977

Hazardous Waste Phone Inquiries

Switchboard
Hazardous Waste Policy and Program Development Sectio
Waste Management and Cleanup Division
OR Department of Environmental Quality
811 S.W. 6th Ave.
Portland, OR 97204

Phone: (503) 229-5913
Fax: (503) 229-6977

Pennsylvania

Solid Waste

William Pounds, Chief
Municipal and Residual Waste Division
Bureau of Land Recycling and Waste Management
PA Department of Environmental Protection
400 Market St.
14th Floor
Harrisburg, PA 17101-2301

Phone: N/A
Fax: (717) 787-1904

Solid Waste Phone Inquiries

Marjorie Hughes
Recycling Division
Bureau of Land Recycling and Waste Management
PA Department of Environmental Protection
400 Market St.
14th Floor
Harrisburg, PA 17101-2301

Phone: (717) 787-7382
Fax: (717) 787-1904

Hazardous Waste

Leon Kuchinski, Chief
Division of Hazardous Waste Management
Bureau of Land Recycling and Waste Management
PA Department of Environmental Protection
400 Market St.
14th Floor
Harrisburg, PA 17101-2301

Phone: (717) 787-6239
Fax: (717) 787-0884

Puerto Rico

Solid Waste

Daniel Pagan, Executive Director
PR Solid Waste Management Authority
P.O. Box 40285
San Juan, PR 00940
Phone: (809) 765-7575
Fax: (809) 756-6353

Hazardous Waste

Israel Torres, Acting Director
Land Pollution Control Area
PR Environmental Quality Board
P.O. Box 11488
San Juan, PR 00910
Phone: (809) 763-4448
Fax: (809) 767-8118

Rhode Island

Solid Waste

Ron Gagnon, Chief
Solid Waste Section
Division of Waste Management
RI Department of Environmental Management
291 Promenade St.
Providence, RI 02908
Phone: (401) 277-2797
Fax: (401) 277-2017

Hazardous Waste

Thomas Epstein
Hazardous Waste Section
Division of Waste Management
RI Department of Environmental Management
291 Promenade St.
Providence, RI 02908
Phone: (401) 277-2797
Fax: (401) 277-2017

South Carolina

Solid Waste

William Culler, P. E. , Director
Division of Solid Waste Management
SC Department of Health and Environmental Control
2600 Bull St.
Columbia, SC 29201
Phone: (803) 896-4201
Fax: (803) 896-4001

Hazardous Waste

Randy Thompson, Director
Division of Hazardous and Infectious Waste Management
SC Department of Health and Environmental Control
2600 Bull St.
Columbia, SC 29201
Phone: (803) 896-4171
Fax: (803) 896-4002

South Dakota

Solid Waste

David Templeton, Administrator
Waste Management Program
SD Department of Environment and Natural Resources
523 E. Capitol Ave., Foss Building
Pierre, SD 57501-3181
Phone: (605) 773-3153
Fax: (605) 773-6035

Hazardous Waste

Vonni Kallemeyn, Natural Resources Senior Scientist
Waste Management Program
SD Department of Environment and Natural Resources
523 E. Capitol Ave., Foss Building
Pierre, SD 57501-3181
Phone: (605) 773-3153
Fax: (605) 773-6035

Tennessee

Solid Waste

Tom Tiesler, Director
Solid Waste Management Division
TN Department of Environmental Conservation
401 Church St.
L & C Tower, 5th Floor
Nashville, TN 37243
Phone: (615) 532-0780
Fax: (615) 532-0231

Hazardous Waste

Tom Tiesler, Director
Solid Waste Management Division
TN Department of Environmental Conservation
401 Church St.
L & C Tower, 5th Floor
Nashville, TN 37243
Phone: (615) 532-0780
Fax: (615) 532-0231

Texas

Solid Waste

Brian Dickson, Director
Municipal Solid Waste Division
TX Natural Resource Conservation Commission
P. O. Box 13087
Austin, TX 78711-3087
Phone: (512) 239-6787
Fax: (512) 239-6717

Hazardous Waste

Minor Hibbs, Director
Industrial and Hazardous Waste Division
TX Natural Resource Conservation Commission
P. O. Box 13087
Austin, TX 78711-3087
Phone: N/A
Fax: (512) 239-2007

Hazardous Waste Phone Inquiries

Switchboard
Industrial and Hazardous Waste Division
TX Natural Resource Conservation Commission
P. O. Box 13087
Austin, TX 78711-3087
Phone: (512) 239-2334
Fax: (512) 239-2007

Utah

Solid Waste

Ralph Bohn, Manager
Solid Waste Section
Division of Solid and Hazardous Waste
UT Department of Environmental Quality
P.O. Box 144880
Salt Lake City, UT 84114-4880
Phone: (801) 538-6170
Fax: (801) 538-6715

Hazardous Waste

Scott Anderson, Branch Manager
Hazardous Waste Compliance Section
Division of Solid and Hazardous Waste
UT Department of Environmental Quality
P.O. Box 144880
Salt Lake City, UT 84114-4880
Phone: N/A
Fax: (801) 538-6715

Hazardous Waste Phone Inquiries

Switchboard
Hazardous Waste Compliance Section
Division of Solid and Hazardous Waste
UT Department of Environmental Quality
P.O. Box 144880
Salt Lake City, UT 84114-4880
Phone: (801) 538-6170
Fax: (801) 538-6715

Vermont

Solid Waste

Gary Schultz, Acting Director
Solid Waste Management Program
VT Department of Environmental Conservation
103 S. Main St., 1 South
Waterbury, VT 05671
Phone: N/A
Fax: (802) 241-3273

Solid Waste Phone Inquiries

Chris Wagner
Solid Waste Management Program
VT Department of Environmental Conservation
103 S. Main St., 1 South
Waterbury, VT 05671
Phone: (802) 241-3444
Fax: (802) 241-3273

Hazardous Waste

George Desch, Acting Director
Hazardous Materials Division
VT Department of Environmental Conservation
103 S. Main St., West Building
Waterbury, VT 05671
Phone: N/A
Fax: (802) 241-3296

Hazardous Waste Phone Inquiries

Steve Simoes, Supervisor
Hazardous Materials Division
VT Department of Environmental Conservation
103 S. Main St., West Building
Waterbury, VT 05671
Phone: (802) 241-3868
Fax: (802) 241-3296

Virgin Islands

Solid and Hazardous Waste

Larry Austin Moorhead, Director
Division of Environmental Protection
VI Department of Planning and Natural Resources
Government of the Virgin Islands
1118 Watergut Homes
Christiansted
St. Croix, VI 00820-5065
Phone: (809) 773-0565
Fax: (809) 773-9310

Virginia

Solid Waste

Ulysses Brown
SW Compliance Section
Waste Division
VA Department of Environmental Quality
P.O. Box 10009
Richmond, VA 23240-0009
Phone: (804) 762-4238
Fax: (804) 762-4383

Hazardous Waste

Steve Frazier
Compliance Section
Hazardous Waste Division
VA Department of Environmental Quality
P.O. Box 10009
Richmond, VA 23240-0009
Phone: (804) 762-4238
Fax: (804) 762-4383

Washington

Solid Waste

Jim Pendowski, Program Manager
Local Government Solid Waste Program
WA Department of Ecology
P. O. Box 47600
Olympia, WA 98504-7600
Phone: N/A
Fax: (360) 407-6102

Solid Waste Phone Inquiries

Randy Martin, Environmental Supervisor
Local Government Solid Waste Services Program
WA Department of Ecology
P.O. Box 47600
Olympia, WA 98504-7600

Phone: (360) 407-6136
Fax: (360) 407-6102

Hazardous Waste

Megan White, Program Manager
Division of Hazardous Waste and Toxics Reduction
WA Department of Ecology
P. O. Box 47600
Olympia, WA 98504-7600

Phone: N/A
Fax: (360) 407-6715

Hazardous Waste Phone Inquiries

Ty Thomas, Unit Supervisor
Division of Hazardous Waste and Toxics Reduction
WA Department of Ecology
P.O. Box 47600
Olympia, WA 98504-7600

Phone: (360) 407-6758
Fax: (360) 407-6715

West Virginia

Solid Waste

Richard Cook, Assistant Chief
Solid Waste Management Section
Division of Environmental Protection
WV Department of Natural Resources
1356 Hansford St.
Charleston, WV 25301

Phone: (304) 558-6350
Fax: (304) 558-1574

Hazardous Waste

G. S. Atwell, Assistant Chief
Hazardous Waste Management Section
Division of Environmental Protection
WV Department of Natural Resources
1356 Hansford St.
Charleston, WV 25301

Phone: (304) 558-5393
Fax: (304) 558-0256

Wisconsin

Solid Waste

Lakshimi Sridharan, Section Chief
Solid Waste Management Section
Division of Environmental Quality
WI Department of Natural Resources
P. O. Box 7921 SW/3
Madison, WI 53707-7921

Phone: (608) 266-2111
Fax: (608) 267-7524

Hazardous Waste

Barbara Zellmer, Section Chief
Hazardous Waste Management Section
Division of Environmental Quality
WI Department of Natural Resources
P.O. Box 7921 SW/3
Madison, WI 53707-7921

Phone: (608) 266-2111
Fax: (608) 267-7524

Wyoming

Solid Waste

Ken Schreuder, Manager
Solid Waste Permitting and Corrective Action Program
Solid Waste and Hazardous Waste Division
WY Department of Environmental Quality
250 Lincoln St.
Lander, WY 82520

Phone: (307) 332-6924
Fax: (307) 332-7726

Hazardous Waste

David Findley, Administrator
Solid and Hazardous Waste Division
WY Department of Environmental Quality
122 W. 25th St.
Cheyenne, WY 82002

Phone: N/A
Fax: (307) 777-5973

Hazardous Waste Phone Inquiries

Carl Anderson, Hazardous Waste Supervisor
Solid and Hazardous Waste Division
WY Department of Environmental Quality
122 W. 25th St.
Cheyenne, WY 82002

Phone: (307) 777-7752
Fax: (307) 777-5973

STATE EMERGENCY RESPONSE COMMISSIONS

ALABAMA

Paulette Williams, Chair
Alabama Emergency Response Commission
Alabama Emergency Management Agency
520 South Court Street
Montgomery AL 36130
Phone: (334) 280-2204
Section(s): 302 304 311 312 313

John Smith, Director
Alabama Emergency Response Commission
Alabama Department of Environmental Management
1751 Congressman W.L. Dickinson Drive
Montgomery AL 36109
Phone: (334) 271-7706
Section(s): None

Edward Poolos
Alabama Department of Environmental Management
P.O. Box 301463
Montgomery AL 36130-1463
Phone:
Section(s): 302 304 311 312 313

ALASKA

Brigadier General Kenneth Taylor, Jr., Acting Chair
Department of Military and Veteran Affairs
Division of Emergency Services
P.O. Box 5750
Fort Richardson AK 99505-5750
Phone: (907) 428-7039
Section(s): None

Ervin Martin, Director
Department of Military and Veteran Affairs
Division of Emergency Services
P.O. Box 5750
Fort Richardson AK 99505-5750
Phone: (907) 428-7039
Section(s): 302 304 311 312

Camille Stephens
Department of Environmental Conservation
Pollution Prevention Office
410 Willoughby Avenue, Suite 105
Juneau AK 99801-1795
Phone: (907) 465-5220
Section(s): 313

AMERICAN SAMOA

Faamausili Pola
Territorial Emergency Mgmt. Coordinating Officer
American Samoan Government
Department of Public Safety
P.O. Box 1086
Pago Pago AS 96799
Phone: (684) 633-1111
Section(s): 302 304

Pati Faiai
American Samoa Environmental Protection Agency
Office of the Governor
Pago Pago AS 96799
Phone: (684) 633-2304
Section(s): 311 312 313

ARIZONA

William D. Lockwood, Chairman
Arizona Emergency Response Commission
5636 East McDowell Road
Phoenix AZ 85008
Phone:
Section(s): None

Daniel Roe, Executive Director
Arizona Emergency Response Commission
Division of Emergency Management
5636 East McDowell Road
Phoenix AZ 85008
Phone: (602) 231-6346
Section(s): 302 304 311 312 313

Sandra Eberhardt
Arizona Department of Environmental Quality
Pollution Prevention Unit Manager
3033 North Central Avenue
Phoenix AZ 85012
Phone: (602) 207-4210
Section(s): 313

STATE EMERGENCY RESPONSE COMMISSIONS

ARKANSAS

Randall Mathis, Chairman
State Emergency Response Commission
c/o AR Dept. of Pollution Control and Ecology
P.O. Box 9583
Little Rock AR 72219-9583
Phone:
Section(s): None

John Ward
State Emergency Response Commission
c/o AR Dept. of Pollution Control and Ecology
P.O. Box 8913
8001 National Drive
Little Rock AR 72219-8913
Phone: (501) 562-7444
Section(s): 302 304 311 312 313

CALIFORNIA

Dr. Richard Andrews, Director
Chemical Emergency Planning and Response Commission
Office of Emergency Services
Hazardous Materials Division
2800 Meadowview Road
Sacramento CA 95832
Phone:
Section(s): None

David Zocchetti
Chemical Emergency Planning and Response Commission
Office of Emergency Services
Hazardous Materials Division
2800 Meadowview Road
Sacramento CA 95832
Phone: (916) 262-1750
Section(s): 302 304 311 312

Stephen Hanna
California Environmental Protection Agency
Assistant for Environmental Information
555 Capitol Mall
Suite 235
Sacramento CA 95814
Phone: (916) 324-9924
Section(s): 313

COLORADO

Steve Gunderson
Colorado Emergency Planning Commission
Colorado Department of Health
Mail Code OE-EMU-B2
4300 Cherry Creek Drive South
Denver CO 80222-1530
Phone: (303) 692-3022
Section(s): 302 304 311 312

Tamara Vanhorn
colorado Emergency Planning Commission
Colorado Department of Public Health and Environment
4300 Cherry Creek Drive South
Denver CO 80222-1530
Phone: (303) 692-3017
Section(s): 313

CONNECTICUT

Gerald P. Goudreau, Chairman
State Emergency Response Commission
c/o Ulbrich Stainless Steels
1 Dudley Ave.
P.O. Box 610
Wallingford CT 06492
Phone: (203) 269-2507
Section(s): None

David Jorsey, SARA Title III Coordinator
Department of Environmental Protection
c/o Waste Management
79 Elm Street
Hartford CT 06106-5127
Phone: (203) 424-3373
Section(s): 302 304 311 312

Joseph Pulaski
Department of Environmental Protection
SERC Administrator
c/o Waste Management
79 Elm Street
Hartford CT 06106-5127
Phone: (203) 424-3373
Section(s): 313

STATE EMERGENCY RESPONSE COMMISSIONS

DELAWARE

Karen Johnson, Chair/Secretary
Delaware Department of Public Safety
P.O. Box 818
Dover DE 19901
Phone: (302) 739-4321
Section(s): None

Joe Wessels, SARA Title III Coordinator
Delaware Emergency Management Agency
P.O. Box 527
Delaware City DE 19706
Phone: (302) 834-4531
Section(s): 302

Joanne Deramo
Division of Air and Waste Management
Dept. of Natural Resources & Environmental Control
89 Kings Highway
P.O. Box 1401
Dover DE 19903
Phone: (302) 739-4791
Section(s): 304 311 312 313

DISTRICT OF COLUMBIA

Samuel Jordan, Acting Director
Office of Emergency Preparedness
2000 14th Street, NW
Washington DC 20009
Phone:
Section(s): None

Jacqueline Love, Environmental Planning Specialist
Emergency Response Commission for Title III
Office of Emergency Preparedness
2000 14th Street, NW
8th Floor
Washington DC 20009
Phone: (202) 673-2101 Ext. 3151
Section(s): 302 304 311 312 313

FLORIDA

Linda Lomis Shelley, Chair
Florida Department of Community Affairs
Division of Emergency Management
State Emergency Response Commission
2740 Centerview Drive
Tallahassee FL 32399-2100
Phone: (904) 413-9970
Section(s): None

Eve Rainey, Compliance Planning
Florida Department of Community Affairs
Division of Emergency Management
State Emergency Response Commission
2740 Centerview Drive
Tallahassee FL 32399-2149
Phone: In State: (800) 635-7179
Out of State: (904) 413-9970
Section(s): 302 304 311 312

Sam Brackett
State Emergency Response Commission
Florida Department of Community Affairs
2740 Centerview Drive
Tallahassee FL 32399-2100
Phone: (904) 413-9970
in Florida (800) 635-7179
Section(s): 313

GEORGIA

Joe Tanner, Chairman/Commissioner
Georgia Emergency Response Commission
205 Butler Street, S.E.
Suite 1252
Atlanta GA 30334-4910
Phone: (404) 656-3500
Section(s): None

Burt Langley, Chief
Georgia Emergency Response Commission
205 Butler Street, S.E.
Floyd Tower East, Suite 1166
Atlanta GA 30334
Phone: (404) 656-6905
Section(s): 302 304 311 312 313

STATE EMERGENCY RESPONSE COMMISSIONS

GUAM

Dr. George Boughton, Chairman
Guam Emergency Response Commission
Civil Defense - Guam Emergency Services Office
Government of Guam
P.O. Box 2877
Auguana GU 96910
Phone: (671) 472-7230
FTS only: 550-7230
Section(s): 302 304 311 312

Fred M. Castro
Guam Environmental Protection Agency
D-107 Harmon Plaza
130 Rojas Street
Harmon GU 96911
Phone: (671) 646-8863 or 8864
Section(s): 313

HAWAII

Marsha Mealey
Hawaii State Emergency Response Commission
Hawaii State Department of Health
P.O. Box 3378
919 Ala Moana Boulevard, Room 206
Honolulu HI 96814
Phone: (808) 586-4694
Section(s): 302 304 311 312 313

Lawrence Miike
Hawaii State Emergency Response Commission
Hawaii State Department of Health
P.O. Box 3378
Honolulu HI 96801
Phone: (808) 586-4410
Section(s): None

IDAHO

Jack Peterson, Chairman
Idaho Emergency Response Commission
4040 Guard Street
Gowen Field
P.O. Box 83720
Boise ID 83720-3401
Phone: (208) 334-3263
Section(s): None

Margaret Ballard, Chief of Staff
Idaho Emergency Response Commission
4040 Guard Street
Gowen Field
P.O. Box 83720
Boise ID 83720-3401
Phone: (208) 334-3263
Section(s): 302 304 311 312 313

ILLINOIS

John Mitchell, Chair
State Emergency Response Commission
Illinois Emergency Management Agency
110 East Adams Street
Springfield IL 62701-9963
Phone: (217) 782-2700
Section(s): None

Oran Robinson
Hazardous Materials Compliance and Enforcement
State Emergency Response Commission
c/o Illinois Emergency Management Agency
110 East Adams Street
Springfield IL 62706
Phone: (217) 782-4694
Section(s): 302 304 311 312

Joe Goodner
Illinois Environmental Protection Agency
Office of Chemical Safety
Emergency Planning Unit
P.O. Box 19276
2200 Churchill Road
Springfield IL 62794-9276
Phone: (217) 785-0830
Section(s): 313

INDIANA

Melvin Carraway, Chair
State Emergency Response Commission
Indiana Government Center South
302 West Washington Street, Room E208
Indianapolis IN 46204
Phone: (317) 232-3986
Section(s): None

STATE EMERGENCY RESPONSE COMMISSIONS

John Rose, Staff Director
Indiana Department of Environmental Management
100 North Senate Avenue (N-1255)
P.O. Box 7024
Indianapolis IN 46207
Phone: (317) 308-3001
Section(s): 302 304 311 312

Paula Smith
Indiana Department of Environmental Management
Office of Pollution Prevention Technical Assistance
100 North Senate Avenue (N-1355)
P.O. Box 6015
Indianapolis IN 46206-6015
Phone: (317) 232-8172
Section(s): 313

IOWA

William Zitterich, P.E.
Iowa Emergency Response Commission
IA DOT, Maintenance Services Engineer
800 Lincoln Way
Ames IA 50010
Phone: (515) 239-1396
Section(s): None

Paul Sadler
Disaster Services Division
Hoover State Office Building
Des Moines IA 50319
Phone: (515) 242-5171
Section(s): 302

Pete Hamlin, Chief
Air Quality Bureau
Iowa Department of Natural Resources
Wallace Office Building
900 East Grand Avenue
Des Moines IA 50319
Phone: (515) 281-8852
Section(s): 304 313

Don Peddy
Iowa Division of Labor
1000 East Grand Avenue
Des Moines IA 50319
Phone: (515) 281-8460
Section(s): 311 312

Walter Johnson, Vice-Chair
Iowa Emergency Response Commission
Iowa Division of Labor
1000 East Grand Avenue
Des Moines IA 50319
Phone: (515) 281 -8460
Section(s): None

KANSAS

Bob Barid
General Motors
3201 Fairfax Traffic Way
Kansas City KS 66115
Phone: (913) 573-7303
Section(s): None

Jon Flint
Kansas Emergency Response Commission
Right-to-Know Program
J Street and 2 North,
Forbes Field Building 283
Topeka KS 66620
Phone: (913) 296-1690
Section(s): 302 311 312 313

Frank Moussa
Kansas Division of Emergency Preparedness
State Defense Building
2800 South Topeka Avenue
Topeka KS 66611-1287
Phone: (913) 274-1409
Section(s): 304

KENTUCKY

Ron Padgett, Acting Chair
Kentucky Emergency Response Commission
Kentucky Disaster and Emergency Services
Boone National Guard Center
Frankfort KY 40601-6168
Phone: (502) 564-8681
Section(s): None

Major General Robert L. DeCarn
Kentucky Emergency Response Commission
Kentucky Disaster and Emergency Services
Boone National Guard Center
Frankfort KY 40601-6168
Phone: (502) 564-8558
Section(s): 302 304 311 312

STATE EMERGENCY RESPONSE COMMISSIONS

Alex Barber
Kentucky Department for Environmental Protection
14 Reilly Road
Frankfort KY 40601-1132
Phone: (502) 564-2150
Section(s): 313

LOUISIANA

Capt. Mark S. Oxley, Chair
Louisiana Emergency Response Commission
Office of State Police, Right-to-Know Unit
P.O. Box 66614
7901 Independence Boulevard
Baton Rouge LA 70806
Phone: (504) 925-6113
Section(s): None

Robert Hayes
Louisiana Emergency Response Commission
Office of State Police, Right-to-Know Unit
P.O. Box 66614
7901 Independence Boulevard
Baton Rouge LA 70806
Phone: (504) 925-6113
Section(s): 302 304 311 312

Linda Brown
Department of Environmental Quality
Office of the Secretary
P.O. Box 82263
Baton Rouge LA 70884-2263
Phone: (504) 765-0737
Section(s): 313

MAINE

David D. Brown, Chairman
State Emergency Response Commission
Station Number 72
Augusta ME 04333
Phone: In State: (800) 452-8735
Out of State: (207) 289-4080
Section(s): None

Rayna Leibowitz
State Emergency Response Commission
State House Station Number 72
Augusta ME 04333
Phone: (207) 287-4080
in Maine (800) 452-8735
Section(s): 302 304 311 312 313

MARYLAND

David McMillian, Chairman
Governor's Emergency Management Advisory Council
c/o Maryland Emergency Management Agency
2 Sudbrook Lane, East
Pikesville MD 21208
Phone: (410) 486-4422
Section(s): None

Lee Marshall
Maryland Department of the Environment
Hazardous Waste Program
2500 Broening Highway
Baltimore MD 21224
Phone: (410) 631-3800
Section(s): 302 304 311 312

Patricia Williams
State Emergency Response Commision
Maryland Department of the Environment
Toxics Inventory Program
2500 Broening Highway
Baltimore MD 21224
Phone: (410) 631-3800
Section(s): 313

MASSACHUSETTS

Kathleen O'Toole, Chair
Secretary of Public Safety
Massachusetts Emergency Response Commission
Executive Office of Public Safety
One Asburton Place, Room 2133
Boston MA 02108
Phone: (617) 727-7725
Section(s): None

STATE EMERGENCY RESPONSE COMMISSIONS

Douglas Forbes
Massachusetts Emergency Management Agency
P.O. Box 1496
400 Worcester Road
Framingham MA 01701-0317
Phone: (508) 820-2040
Section(s): 302 304 311 312

William Panos
Massachusetts Dept. of Environmental Protection
Bureau of Waste Prevention
Toxics Use Reduction Program
1 Winter Street
Boston MA 02108
Phone: (617) 292-5870
Section(s): 313

MICHIGAN

Captain Robert Tarrant, Chair
Michigan State Police
300 South Washington Square, Suite 300
Lansing MI 48913
Phone: (517) 334-5103
Section(s): None

Robert Jackson, Chief, Grants & Information
State Emergency Response Commission
Michigan Department of Environmental Quality
Environmental Assistance Division
P.O. Box 30457
Lansing MI 48909
Phone: (517) 373-8481
Section(s): 302 304 311 312 313

MINNESOTA

David Senjem, Chair
State Emergency Response Commission
Mayo Clinic
Rochester MN 55905
Phone: (507) 284-8890
Section(s): None

Paul Aasen
Minnesota Emergency Response Commission
Room B-5
State Capitol Building
75 Constitution Avenue
St. Paul MN 55155
Phone: (612) 282-5391
Section(s): 302 304 311 312

John Chikkala
Minnesota Emergency Response Commission
Room B-5
State Capitol Building
75 Constitution Avenue
St. Paul MN 55155
Phone: (612) 282-5396
Section(s): 313

MISSISSIPPI

J.E. Maher, Chairman
Mississippi Emergency Response Commission
Mississippi Emergency Management Agency
P.O. Box 4501
Jackson MS 39296-4501
Phone: (601) 960-9000
Section(s): None

John David Burns
Mississippi Emergency Response Commission
Mississippi Emergency Management Agency
P.O. Box 4501
Jackson MS 39296-4501
Phone: (601) 960-9000
Section(s): 302 304 311 312 313

MISSOURI

Bob Krauss, Coordinator
Missouri Department of Public Safety
Division of Fire Safety
P.O. Box 3133
1715 Industrial Drive
Jefferson City MO 65102
Phone: (314) 751-2930
Section(s): 302 311 312

STATE EMERGENCY RESPONSE COMMISSIONS

Gene Nickel
Missouri Department of Natural Resources
P.O. Box 176
Jefferson City MO 65102
Phone: (314) 526-6627
Section(s): 304

Eugene Nickel
Missouri Department of Natural Resources
Technical Assistant Program
P.O. Box 176

Jefferson City MO 65102
Phone: (573) 526-6627
Section(s): 313

MONTANA

Bob Robinson, Co-Chairman
Montana Emergency Response Commission
ESD/DHES
Cogswell Building A-107
Capitol Station
P.O. Box 200901
Helena MT 59620-0901
Phone: (406) 444-2544
Section(s): 302 304 311 312

Tom Ellerhoff, Co-Chairman
Montana Emergency Response Commission
ESD/DHES
Cogswell Building C108
Capitol Station
P.O. Box 200901
Helena MT 59620-0901
Phone:
Section(s): 302 304 311 312 313

Tom Ellerhoff
Montana Emergency Response Commission
Environmental Sciences Division
Department of Health & Environmental Sciences
Capitol Station
Cogswell Building C-108, P. O. Box 200901
Helena MT 59620-0901
Phone: (406) 444-1374
Section(s): 313

NEBRASKA

Major General Stanley M. Heng, Chairman
Nebraska Emergency Response Commission
1300 Military Road
Lincoln NE 68508-1090
Phone: (402) 473-1100
Section(s): None

Dale Bush, Interim Coordinator
Nebraska Department of Environmental Quality
P.O. Box 98922
State House Station
Lincoln NE 68509-8922
Phone:
Section(s): 304 311 312

John Tracy
Nebraska Civil Defense
1300 Military Road
Lincoln NE 68508-1090
Phone: (402) 471-7415
Section(s): 302

John Steinauer, Coordinator
State of Nebraska Department of Environmental Quality
P.O. Box 98922
Lincoln NE 68509-8922
Phone: (402) 471-4230
Section(s): 313

NEVADA

Bill Owen, Executive Director
State Emergency Response Commission
555 Wright Way
Carson City NV 89711-0900
Phone: (702) 687-6973
Section(s): 302

Division of Emergency Management
2525 South Carson Street
Carson City NV 89710
Phone: (702) 687-4240
Section(s): 304

STATE EMERGENCY RESPONSE COMMISSIONS

Gene Williams
Fire Marshall's Office
107 Jacobsen Drive
Capitol Complex
Carson City NV 89710
Phone: (702) 687-4290
Section(s): 311 312

Alene Coulson
Division of Emergency Management
333 West Nye Lane
Capitol Complex
Carson City NV 89710
Phone: (702) 682-5872
Section(s): 313

NEW HAMPSHIRE

George L. Iverson, Director
New Hampshire Office of Emergency Management
Title III Program
State Office Park South
107 Pleasant Street
Concord NH 03301
Phone: (603) 271-2231
Section(s): None

Leland Kimball
NH State Emergency Management Agency
Title III Program
State Office Park South
107 Pleasant Street
Concord NH 03301-3809
Phone: (603) 271-2231
Section(s): 302 304 311 312 313

NEW JERSEY

Shirlee Schiffman, Chief
NJ Department of Environmental Protection & Energy
Bureau of Hazardous Substances Information, DES
Health and Analytical Programs
401 East State Street, CN 405
Trenton NJ 08625
Phone: (609) 282-6714
Section(s): 302

Stan Delikat
Director of Responsible Party Site Remediation
Bureau of Emergency Response
401 East State Street CN-028
Trenton NJ 08625
Phone: (609) 633-2168
Section(s): 304

Alan Bookman
NJ Dept. of Environmental Protection and Energy
Bureau of Hazardous Substances Information
Division of Environmental Safety
Health and Analytical Programs
401 East State Street CN-405
Trenton NJ 08625
Phone: (609) 984-5338
Section(s): 311 312

Andrew Opperman
Department of Environmental Protection
Div. of Environmental Quality, Safety, Health & Analytical
SARA Title III Section 313
Bureau of Chemical Release Information & Prevention
401 East State Street CN-405
Trenton NJ 08625
Phone: (609) 984-3219
Section(s): 313

NEW MEXICO

Irene Trujillo, Chairman
New Mexico Emergency Response Commission
New Mexico Department of Public Safety
P.O. Box 1628
Sante Fe NM 87504-1628
Phone: (505) 827-9223
Section(s): None

Max Johnson, Coordinator
New Mexico Emergency Response Commission
Chemical Safety Office
Emergency Management Bureau
P.O. Box 1628
Sante Fe NM 87504-1628
Phone: (505) 827-9223
Section(s): 302 304 311 312 313

STATE EMERGENCY RESPONSE COMMISSIONS

NEW YORK

Major General Michael Hall, Vice Chairman
New York Emergency Response Commission
State Emergency Management Office
Building 22/State Campus
Albany NY 12226-5000
Phone: (518) 457-2222
Section(s): None

William Miner
New York Emergency Response Commission
NY State Dept. of Environmental Conservation
Bureau of Spill Prevention and Response
50 Wolf Road
Room 340
Albany NY 12233-3510
Phone: (518) 457-4107
Section(s): 302 304 311 312 313

NORTH CAROLINA

Billy Camaron, Chairman
North Carolina Emergency Response Commission
North Carolina Division of Emergency Management
116 West Jones Street
Raleigh NC 27603-1335
Phone: (919) 733-3825
Section(s): None

Emily Kilpatrick
North Carolina Emergency Response Commission
North Carolina Division of Emergency Management
116 West Jones Street
Raleigh NC 27603-1335
Phone: (919) 733-3865
Section(s): 302 304 311 312 313

NORTH DAKOTA

Lyle Gallagher, Director of Communications
State Radio Communications Department
P.O. Box 5511
Bismark ND 58502
Phone: (701) 224-2121
Section(s): 304

Douglas C. Friez, Chairman
ND State Division of Emergency Management
P.O. Box 5511
Bismark ND 58502-5511
Phone: (701) 328-3300
Section(s): 302 311 312

Robert Johnston
North Dakota Emergency Response Commission
Division of Emergency Management
P.O. Box 5511
Bismarck ND 58502-5511
Phone: (701) 328-2111
Section(s): 313

NORTHERN MARIANA

Felix Sasamoto, Civil Defense Coordinator
Office of the Governor
Capitol Hill
Commonwealth of Northern Mariana Islands
Saipan CM 96950
Phone: (670) 322-9529 International Call
Section(s): 302 304 311 312

Frank Russell Meecham, III
Division of Environmental Quality
Commonwealth of the Northern Mariana Islands
Doctor Torres Hospital
P.O. Box 1304
Saipan MP 96950
Phone: (670) 234-6984 International Call
Section(s): 313

OHIO

Jane Harf, Chairman
State Emergency Response Commission
Ohio Environmental Protection Agency
Office of Emergency Response
1800 Watermark Drive
Columbus OH 43215-1099
Phone: (614) 644-2260
Section(s): None

STATE EMERGENCY RESPONSE COMMISSIONS

Ken Shultz or Jeff Beattie
Ohio Emergency Response Commission
Ohio Environmental Protection Agency
Office of Emergency Response
1800 Watermark Drive
Columbus OH 43215-1099
Phone: (614) 644-2081 Shultz or Beattie
Section(s): 302 304 311 312

Cindy Dewulf
Ohio EPA
Division of Air Pollution Control
1800 Watermark Drive
Columbus OH 43216
Phone: (614) 644-3606
Section(s): 313

OKLAHOMA

Monty Elder
Department of Environmental Quality
Support Services
1000 North East Tenth Street
Oklahoma City OK 73117-1212
Phone: (405) 271-1400
Section(s): 302 311 312 313

Lynne Moss
Department of Environmental Quality
1000 N.E. 10th Street
Oklahoma City OK 73117-1212
Phone: (405) 271-8056
Section(s): 304

OREGON

Martha Pagel, Chair
Oregon Emergency Response Commission
c/o State Fire Marshall
4760 Portland Road, NE
Salem OR 97305-1760
Phone: (503) 378-3473 Ext. 347
Section(s): None

Bob Albers
Oregon Emergency Response Commission
c/o State Fire Marshall
4760 Portland Road, NE
Salem OR 97305-1760
Phone: (503) 378-3473 Ext. 262
Section(s): 302 304 311 312 313

PENNSYLVANIA

Lt. Governor Mark S. Schweiker, Chairman
Pennsylvania Emergency Management Council
P.O. Box 3321
Harrisburg PA 17105-3321
Phone: (717) 783-8150
Section(s): None

Robert F. Broyles, Chief
Chemical Emergency Preparedness Division
Pennsylvania Emergency Management Agency
P.O. Box 3321
Harrisburg PA 17105-3321
Phone: (717) 783-8150
Section(s): 302 304

James Tinney or Lynn Snead
Pennsylvania Emergency Management Council
Bureau of Worker and Community Right-to-Know
Room 1503
Labor and Industry Building
7th and Forster Streets
Harrisburg PA 17120
Phone: (717) 783-2071
Section(s): 311 312 313

PUERTO RICO

Hector Russe Martinez, Chairman
Puerto Rico Emergency Response Commission
Environmental Quality Board
P.O. Box 11488
Santurce PR 00910
Phone: (809) 767-8056
Section(s): None

Genaro Torres
Director of Superfund and Emergency Division
Title III - SARA Section 313
Puerto Rico Environmental Quality Board
Sernades Junco Station
P.O. Box 11488
Santurce PR 00910
Phone: (809) 766-8056
Section(s): 302 304 311 312 313

STATE EMERGENCY RESPONSE COMMISSIONS

RHODE ISLAND

Joseph Carnevale Jr., Director
Rhode Island Emergency Response Commission
State House Room 27
Providence RI 02903
Phone: (401) 277-3039
Section(s): None

John Aucott
Rhode Island Emergency Response Commission
State House Room 27
Providence RI 02903
Phone: (401) 421-7333
Section(s): 302 304

Patrice Carvaretta
Rhode Island Department of Labor
Division of Occupational Safety
610 Manton Avenue
Providence RI 02909
Phone: (401) 457-1829
Section(s): 311 312

Martha Delaney Mulcahey
Rhode Island Department of Environmental Management
Division of Air Resources
291 Promenade Street
Attn: Toxic Release Inventory
Providence RI 02908-5767
Phone: (401) 277-2808
Section(s): 313

SOUTH CAROLINA

Stan M. McKinney, Chairman
South Carolina Emergency Response Commission
c/o Emergency Preparedness Division
1429 Senate Street
Columbia SC 29201
Phone: (803) 734-8020
Section(s): 302

Michael Juras
South Carolina State Emergency Response Commission
EPCRA Reporting Point
SC Department of Health and Environmental Control
2600 Bull Street
Columbia SC 29201
Phone: (803) 896-4117
Section(s): 304 313

Peter Saussy
South Carolina State Emergency Response Commission
South Carolina Department of Health and Environmental Control
2600 Bull Street
Columbia SC 29201
Phone: (803) 896-4116
Section(s): 302 311 312

SOUTH DAKOTA

Lee Ann Smith, Title III Coordinator
South Dakota Emergency Response Commission
South Dakota Dept. of Environment and Natural Resources
Joe Foss Building
523 East Capitol
Pierre SD 57501-3181
Phone: (605) 773-3296
Section(s): 302 304 311 312 313

TENNESSEE

John White, Chairman
Tennessee Emergency Response Commission
Tennessee Emergency Management Agency
3041 Sidco Drive
Nashville TN 37204
Phone: (615) 741-0001
Section(s): None

Betty Eaves, Director
Tennessee Emergency Management Agency
3041 Sidco Drive
Nashville TN 37204
Phone: (615) 741-2986
Section(s): 302 304 311 312 313

STATE EMERGENCY RESPONSE COMMISSIONS

TEXAS

James Wilson, Director
Texas Emergency Response Commission
Texas Department of Public Safety
P.O. Box 4087
Austin TX 78773-0001
Phone: (512) 465-2138
Section(s): None

Paula McKinney
Texas Department of Health
Hazard Communication Branch
1100 West 49th Street
Austin TX 78756
Phone: In State: (800) 452-2791
Out of State: (512) 834-6603
Section(s): 302 311 312

David Barker
Emergency Response Team
Texas Natural Resource Conservation Commission
Room 241
P.O. Box 13087
Austin TX 78711
Phone: (512) 463-7727
Section(s): 304

David James, TRI Coordinator
Office of Pollution Prevention and Recycling
Texas Natural Resources Conservation Commission
P.O. Box 13087 (MC112)
12015 Park, 35 Circle Building F
Austin TX 78711-3087
Phone: (512) 239-3184
Section(s): 313

Tom Millwee, Co-Chair
Texas Emergency Response Commission
Division of Emergency Management
P.O. Box 4087
Austin TX 78773-0001
Phone: (512) 465-2138
Section(s): None

UTAH

Lorayne Frank, Director
Comprehensive Emergency Management Agency
State Office Building
Room 1110
Salt Lake City UT 84114
Phone: (801) 538-3400
Section(s): None

Neil Taylor
Comprehensive Emergency Management
State Office Building
Room 1110
Salt Lake City UT 84114
Phone: (801) 536-4400
Section(s): 302 304

John Jones
UT Hazardous Chemical Emergency Response Comm.
Utah Department of Environmental Quality
Div. of Environmental Response & Remediation
P.O. Box 14484
168 North 1950 West, 1st Floor
Salt Lake City UT 84114-4840
Phone: (801) 536-4100

Section(s): 311 312 313

VERMONT

Captain Robert Yandow, Chairman
Vermont Emergency Response Commission
Essex Police Department
81 Main Street
Essex Junction VT 05452
Phone: (802) 878-8331
Section(s): None

George Lowe, Secretary of the SERC Board
Department of Public Safety
103 South Main Street
Waterbury VT 05676
Phone: (802) 244-8721
Section(s): 304

STATE EMERGENCY RESPONSE COMMISSIONS

Ray McCandless
Vermont State Health Department
108 Cherry Street
P.O. Box 70
Burlington VT 05402
Phone: (802) 865-7730
Section(s): 302 311 312

Gary Gulka
Pollution Prevention Section
103 S. Main Street
Westbury VT 05671-0411
Phone: (802) 241-3626
Section(s): 313

VIRGIN ISLANDS

Roy E. Adams, Commissioner
Department of Planning and Natural Resources
U.S. Virgin Islands Emergency Response Comm. Title III
Nisky Center
Suite 231
St. Thomas VI 00802
Phone: (809) 774-3320 Ext. 101 or Ext. 102
Section(s): None

Ben Nazario
Department of Planning and Natural Resources
U.S. Virgin Islands Emergency Response Comm. Title III
Nisky Center, Suite 231
St. Thomas VI 00802
Phone: St. Croix: (809) 773-0565
St. Thomas: (809) 774-3320
Section(s): 302 304 311 312 313

VIRGINIA

Addison Slayton, Jr., Chair
Virginia Emergency Response Commission
Virginia Department of Emergency Services
310 Turner Road
Richmond VA 23225
Phone:
Section(s): None

Cathy Harris
Virginia Emergency Response Council
c/o Virginia Department of Environmental Quality
P.O. Box 10009
Richmond VA 23240-0009
Phone: (804) 698-4480 or 4489
Section(s): 302 304 311 312 313

WASHINGTON

Mike Fitzgerald, Chair
Washington Emergency Response Commission
Department of Community Development
906 Columbia Street SW
P.O. Box 48300
Olympia WA 98504-8300
Phone: (360) 753-7426
Section(s): None

Idell Hansen, Supervisor
Department of Ecology
Community Right-to-Know Unit
P.O. Box 47659
Olympia WA 98504-7659
Phone: (360) 407-6727
Section(s): 302 311 312 313

Betty Lochner
Washington State Emergency Management Agency
P.O. Box 48346
Olympia WA 98504-8346
Phone: (360) 923-4973
Section(s): 304

WEST VIRGINIA

Carl L. Bradford, Director
West Virginia Emergency Response Commission
West Virginia Office of Emergency Services
Main Capitol Building 1
Room EB-80
Charleston WV 25305-0360
Phone: (304) 558-5380
Section(s): 302 304 311 312 313

STATE EMERGENCY RESPONSE COMMISSIONS

WISCONSIN

Leroy Conner, Chair
State Emergency Response Board
Division of Emergency Government
P.O. Box 7865
2400 Wright Street
Madison WI 53707-7865
Phone: (608) 242-3232
Section(s): None

William Clare
State Emergency Response Board
2400 Wright Street
Madison WI 53707-7865
Phone: (608) 242-3232
Section(s): 302 304 311 312

Russ Dunst, Toxics Coordinator
Department of Natural Resources
101 South Webster
P.O. Box 7921
Madison WI 53707
Phone: (608) 266-9255
Section(s): 313

WYOMING

Guy Cameron, Chair
Cheyenne Fire Department
1806 East 19th Street
Cheyenne WY 82003
Phone:
Section(s): None

Mike Davis/Bob Beck
Wyoming Emergency Response Commission
Wyoming Emergency Management Agency
Department of Environmental Quality
P.O. Box 1709
5500 Bishop Blvd.
Cheyenne WY 82009
Phone: (307) 777-4900
Section(s): 302 304 311 312 313

NPDES STATE DIRECTORS

Mr. Charles Horn, Chief
Water Division
AL Dept. of Environmental Mgmt.
1751 Congressman Dickenson Dr.
Montgomery, AL 36130
(205) 271-7950

Ms. Deena Henkins, Chief
Water & Wastewater Treatment Section
AK Dept. of Environmental Conservation
410 Willoughby Ave.
Juneau, AK 99801
(907) 465-5300

Mr. Brian Munson, Assistant Director
Water Quality
AR Dept. of Environmental Quality
3033 N. Central Ave.
Phoenix, AZ 85012-2810
(602) 207-2384

Mr. Chuck Bennet, Chief
Water Division
AR Dept. of Pollution Control & Ecology
8001 National Drive
Little Rock, AR 72219-8913
(501) 570-2114

Mr. John Youngerman, Director
Division of Water Quality
CA State Water Resources Quality Control Board
P.O. Box 100
901 P Street
Sacramento, CA 95814
(916) 657-1013

Mr David Holm, Director
Water Quality Control Div.
CO Dept. of Public Health & Environment
WQCD-DO-B2
4300 Cherry Creek Drive South
Denver, CO 80222-1530
(303) 692-3508

Mr. Robert Smith, Chief
Water Mgmt. Bureau
CT Dept. of Environmental Protection
79 Elm Street
Hartford, CT 06106-5127
(203) 424-3017

Ms. Sarah Cooksey, Administrator
Delaware Coastal Mgmt.
DE Dept. of Natural Resources
Div. of Environmental Control
89 Kings Hwy, PO Box 1401
Dover, DE 19903
(302) 739-3451

Mr. Richard Drew, Chief
Division of Water Facilities
Bureau of Water Facilities
Planning and Regulation
FL Dept. of Environmental Protection
2600 Blairstone Rd.
Tallahassee, FL 32399-2400
(904) 487-0563

Mr. Alan Hallum, Chief
Water Protection Branch
GA Dept. of Natural Resources
205 Butler Street, Suite 1058
Atlanta, GA 30334
(404) 656-4708

Mr. Dennis Lau, Chief
Clean Water Branch
HA Dept. of Health
919 Ala Moana Blvd., Rm. 301
Honolulu, HI 96814
(808) 586-4309

Mr. Orville Green, Asst. Administrator
Permits and Enforcement
ID Div. of Environmental Quality
1410 N. Hilton - State House Mall
Boise, ID 83706
(208) 334-5898

Mr. Tom McSwiggin, Manager
Permits Section
Bureau of Water
IL Environmental Protection Agency
P.O. Box 19276
2200 Churchill Road
Springfield, IL 62794-9276
(217) 782-0610

Mr. Lonnie Brumfield, Chief
Permits Section
IN Dept. of Environmental Mgmt.
105 S. Meridian St., Rm. 719
Indianapolis, IN 46206-6015
(317) 232-8705

Mr. Wayne Farrande
Environmental Protection Division
IA Dept. of Natural Resources
Henry A. Wallace Bldg.
900 East Grand Ave.
Des Moines, IA 50319-0034
(515) 281-8877

Mr. Karl Mueldener, Director
Bureau of Water
KS Dept. of Health & Environment
Bldg. 740, Forbes Field
Topeka, KS 66620
(913) 296-5500

Mr. Jack Wilson, Director
Division of Water
KY Dept. of Natural Resources
and Environmental Protection Cabinet
Fort Boone Plaza, 14 Reilly Rd.
Frankfort, KY 40601
(502) 564-3410

Mr. Dale Givens, Asst. Secretary
Office of Water Resources
LA Dept. of Environmental Quality
P.O. Box 82215
Baton Rouge, LA 70884-2215
(504) 765-0634

Mr. Stephen Groves, Director
Bureau of Water Quality Control
ME Dept. of Environmental Protection
State House, Station #17
Augusta, ME 04333
(207) 287-3901

Mr. Jeff Rein, Administrator
Wastewater Discharge and Permit Program
Water Management Administration
MD Dept. of Environment
2500 Broening Hwy.
Baltimore, MD 21224
(410) 631-3752

Mr. Brian Donahoe, Director
Division of Water Pollution Control
MA Dept. of Environmental Protection
One Winter St., 8th Floor
Boston, MA 02108
(617) 292-5635

Mr. Robert Miller, Chief
Surface Water Quality Div.
MI Dept. of Natural Resources
P.O. Box 30273
300 South Washington St.
Lansing, MI 48933-7773
(517) 373-1949

Ms. Patricia Burke, Manager
Water Quality Division
MN Pollution Control Agency
520 Lafayette Road
St. Paul, MN 55155
(612) 296-7202

Mr. Barry Royals, Chief
Surface Water Division
MS Dept. of Environmental Quality
P.O. Box 10385-0389
Jackson, MS 39289-0385
(601) 961-5102

Mr. Daniel Schuette, Chief
Permits Section
Water Pollution Control Program
MO Dept. of Natural Resources
P.O. Box 176
205 Jefferson Street
Jefferson City, MO 65102
(314) 751-6825

Mr. Stephen Pilcher, Acting Administrator
Water Quality Division
MT Dept. of Health & Environmental Sciences
P.O. Box 200901
Helena, MT 59620-0901
(406) 446-2406

Mr. U. Gale Hutton, Asst. Director
Water Quality Division
NE Dept. of Environmental Control
Suite 400, The Atrium
P.O. Box 98922
Lincoln, NE 68509
(402) 471-2909

Mr. Wendell McCurry, Bureau Chief
Water Quality Planning
NV Div. of Environmental Protection
333 W. Nye Lane, Capital Complex
Carson City, NV 89710
(702) 687-4670

Mr. Raymond Carter
Administrator for Water Quality
Water Supply & Pollution Control Div.
NH Dept. of Environmental Services
6 Hazen Drive
Concord, NH 03301
(603) 271-3503

Mr. Dennis Hart, Administrator
Environmental Regulations
Division of Water Quality
NJ Dept. of Environmental Protection & Energy
CNO29, 401 E. State St.
Trenton, NJ 08625-0029
(609) 292-4543

Ms. Kathleen Sisneros, Director
Water & Waste Mgmt. Division
NM Environment Dept.
P.O. Box 26110
Sante Fe, NM 87502
(505) 827-2855

Mr. N.G. Kaul, Director
Division of Water
NY Dept. of Environmental Conservation
50 Wolf Rd., Rm. 306
Albany, NY 12233-3500
(518) 457-6674

Mr. Steve Tedder, Chief
Water Quality Section
Division of Environmental Mgmt.
NC Dept. of Environment, Health & Natural Resources
P.O. Box 29535
Raleigh, NC 27626-0535
(919) 733-5083

Mr. Francis J. Schwindt, Chief
Environmental Health Section
ND Dept. of Health
P.O. Box 5520
Bismarck, ND 58502-5520
(701) 221-5150

Mr. Paul Novack, Manager
Permits Section
Division of Surface Water
OH Environmental Protection Agency
1800 Watermark Drive
Columbus, OH 43216-3669
(614) 644-2035

Mr. John Craig, Director
Water Quality Division
OK Dept. of Environmental Quality
1000 N.E. 10th Street
Oklahoma City, OK 73117-1212
(405) 271-5205

Mr. Michael Downs, Administrator
Water Quality Division
OR Dept. of Environmental Quality
811 SW 6th Ave.
Portland, OR 97204-1390
(503) 229-5324

Mr. Stuart Gansell
Div. of Permits & Compliance
Bureau of Water Quality Mgmt.
PA Dept. of Environmental Resources
P.O. Box 8465
400 Market Street
Harrisburg, PA 17105-8465
(717) 787-2666

Mr. Edward S. Symanski, Associate Director
Water Quality Management
RI Dept. of Environmental Mgmt.
291 Promenade St.
Providence, RI 02908-5767
(401) 277-3961

Mr. Russell Sherer, Chief
Bureau of Water Pollution Control
SC Dept. of Health and Environmental Control
2600 Bull Street
Columbia, SC 29201
(803) 734-5296

Mr. Kent Woodmansey
Point Source Program
SD Dept. of Environment & Natural Resources
Joe Foss Bldg., 523 E. Capitol
Pierre, SD 57501-3181
(605) 773-3151 ?

Mr. Paul Davis, Director
Div. of Water Pollution Control
TN Dept. of Environment & Conservation
401 Church St.
LC Annex, 6th Floor
Nashville, TN 37243-1534
(615) 532-0625

Mr. Warren Davis, Director
Watershed Mgmt. Division
TX Natural Resource Conservation Commission
PO Box 13087
Austin, TX 78711-3087
(512) 239-4400

Mr. Don Ostler, Director
Division of Water Quality
UT Dept. of Environmental Quality
PO Box 144870
288 North, 1460 West
Salt Lake City, UT 84116-4870
(801) 538-6146

Mr. Gary Schultz, Director
Wastewater Mgmt. Division
VT Dept. of Environmental Conservation
103 S. Maine St., Annex Office Bldg.
Waterbury, VT 05671
(802) 241-3822

Mr. Robert Burnley, Director
Water Division
VA Department of Environmental Quality
P.O. Box 10009
Richmond, VA 23240-0009
(804) 786-8750

Mr. Mike Llewelyn, Manager
Water Quality Program
WA Dept. of Ecology
P.O. Box 47600
Olympia, WA 98504-7600
(206) 407-6405

Mr. Lyle Bennett, Chief
Division of Water Resources
WV Dept. of Natural Resources
1201 Greenbrier St.
Charleston, WV 25311
(304) 558-2108

Ms. Mary Jo Kopecky, Director
Wastewater Management Bureau
WI Dept. of Natural Resources
PO Box 7921
Madison, WI 53707
(608) 266-3910

Mr. William Garland, Administrator.
Water Quality Division
WY Dept of Environmental Quality
122 West 25th Street
Herschler Bldg., 4th Floor West
Cheyenne, WY 82002
(307) 777-7781

James A. Collier, Program Manager
Water Resources Management
Div. Housing and Environmental
Regulations Administration
Water Hygiene Branch, Suite 203
2100 Martin Luther King, Jr. Ave., SE
Washington, D.C. 20020
(202) 404-1120

Fred M. Castro, Administrator
Environmental Protection Agency
IT&E Harmon Plaza, Complex Unit D-107
130 Rojas Street
Harmon, GUAM 96911
011-671-646-8863

Pedro A. Maldonado-Ojeda, Esq.
Chairman
PR Environmental Quality Board
P.O. Box 11488
San Juan, PR 00910
(809) 767-8056

Marc Pacifico
Territorial Pollution Division
Div. of Environmental Protection
VI Dept. of Planning and Natural Resources
1118 Watergut Homes
Christiansted, St. Croiz, VI 00820-5065
(809) 773-0565

STORM WATER
LIST OF CONTACTS

March 1995

EPA Headquarters	
Address	**U.S. Environmental Protection Agency** **Office of Water Permits Division, MC-4203** **401 M Street, SW** **Washington, DC 20460**
Fax	**(202) 260-9544**

Name	Address	Telephone	Internet
Permits Division			
Nancy Cunningham Biologist	Office of Water Permits Division, MC-4203 401 M Street, SW Washington, DC 20460	202-260-9535	Cunningham.Nancy @ EPAMAIL.EPA.GOV
Kim Hankins Environmental Specialist	Office of Water Permits Division, MC-4203 401 M Street, SW Washington, DC 20460	202-260-8328	Hankins.Kimberly @ EPAMAIL.EPA.GOV
Bill Swietlik Chief, Storm Water Section Permits Division	Office of Water Permits Division, MC-4203 401 M Street, SW Washington, DC 20460	202-260-9529	Swietlik.William @ EPAMAIL.EPA.GOV
Bill Tate Environmental Engineer	Office of Water Permits Division, MC-4203 401 M Street, SW Washington, DC 20460	202-260-6963	Tate.William @ EPAMAIL.EPA.GOV
Betty West Program Analyst	Office of Water Permits Division, MC-4203 401 M Street, SW Washington, DC 20460	202-260-8486	West.Betty @ EPAMAIL.EPA.GOV
Carmelita White Program Analyst	Office of Water Permits Division, MC-4203 401 M Street, SW Washington, DC 20460	202-260-6053	White Carmelita @ EPAMAIL.EPA.GOV
Office of General Counsel			
Stephen Sweeney Attorney	U.S. Environmental Protection Agency Office of General Council, MC-2355 401 M Street, SW Washington, DC 20460	202-260-8739	Sweeney Steve @ EPAMAIL EPA GOV
Municipal Support Division			
Bob Lee Chief, Municipal Technical Branch	U.S. Environmental Protection Agency Office of Municipal Support, MC-7406 401 M Street, SW Washington, DC 20460	202-260-9412	
Jim Wheeler Environmental Engineer Municipal Technical Branch	U.S. Environmental Protection Agency Office of Municipal Support, MC-4204 401 M Street, SW Washington, DC 20460	202-260-7356	
Joe Mauro Environmental Engineer Municipal Technical Branch	U.S. Environmental Protection Agency Office of Municipal Support, MC-4204 401 M Street, SW Washington, DC 20460	202-260-7356	

Office of Research and Development			
Richard Field	National Risk Management Research Storm and Combined Sewer Program Laboratory 2890 Woodbridge Avenue Edison, NJ 08837-3679	908-321-6674	
Dan Murray	National Risk Management Research Laboratory Center for Environmental Research Information 26 W. Martin Luther King Drive (G-75) Cincinnati, OH 45268	513-569-7522 FAX 513-569-7585	Murray.Dan @ EPAMAIL.EPA.GOV

EPA Region I	
Address	U.S. EPA - Region I JFK Federal Building Boston, MA 02203
Fax	617-565-4940

Name	Title	Telephone	Mail Stop
Clyde Shufelt	Chief Special Permits	617-565-3580	WMS
Jay Brolin	Environmental Engineer	617-565-3590	WMS
Shelly Puleo	Environmental Protection Specialist	617-565-3525	WCP
Olga Vergara	Environmental Protection Specialist	617-565-3525	WCP

State Offices in EPA Region I

Name and Title	Address	Telephone
Chris Stone Storm Water Coordinator	Connecticut Department of Environmental Protection Water Management Bureau 79 Elm Street Hartford, CT 06106-5127	203-424-3018 FAX 203-566-8650
Norm Marcotte Nonpoint Program Coordinator	Maine Department of Environmental Protection Division of Environmental Evaluation State House, Station #17 Augusta, ME 04333	207-287-3901 FAX 207-287-7826
Paul Hogan NPDES Coordinator	Massachusetts Department of Environmental Protection Office of Watershed 40 Institute Road P.O. Box 116 N. Grafton, MA 01536	508-792-7470 FAX 508-839-3469
Jeff Andrews Supervisor, Industrial Permits Section	New Hampshire Department of Environmental Services 6 Hazen Drive Concord, NH 03301	603-271-2457 FAX 603-271-2867
Chris Feeney Sanitary Engineer	Rhode Island Department of Environmental Management Division of Water Resources 291 Promenade Street Providence, RI 02908	401-277-6519 FAX 401-521-4230
Angelo Liberti Supervising Sanitary Engineer	Rhode Island Department of Environmental Management Division of Water Resources 291 Promenade Street Providence, RI 02908	401-277-6519 FAX 401-521-4230
Kim Wiegand Sanitary Engineer	Rhode Island Department of Environmental Management Division of Water Resources 291 Promenade Street Providence, RI 02908	401-277-6519 ext. 7233 FAX 401-521-4230

Name and Title	Address	Telephone
Brian Koiker Chief Director, Permits Section	Environmental Conservation Wastewater Management Division Sewing Building 103 S. Main Street Waterbury, VT 05671-0405	802-241-3822 FAX 802-244-5141
Gary Schultz Director, Wastewater Management Division	Environmental Conservation Wastewater Management Division Sewing Building 103 S. Main Street Waterbury, VT 05671-0405	802-241-3822 FAX 802-244-5141

EPA Region II	
Address	U.S. EPA - Region II Water Permits and Compliance Branch 290 Broadway New York, NY 10007-1866
Fax	212-264-9597

Name	Title	Telephone
Sergio Bosques	Storm Water Regional Coordinator	212-264-8681
José A. Rivera	Senior Environmental Engineer Caribbean Field Office Central Europa Building, Suite 417 1492 Ponce deLeon Avenue Santurce, PR 00907	809-729-6951 FAX 809-729-7747

State Offices in EPA Region II

Name and Title	Address	Telephone
Barry Chalofsky Manager, Bureau of Storm Water Permitting	New Jersey Department of Environmental Protection (CN-423) Division of Water Quality 401 E. State Street Trenton, NJ 08625	609-633-7026 FAX 609-984-2147
Ed Frankel Section Chief	New Jersey Department of Environmental Protection (CN-423) Division of Water Quality 401 E. State Street Trenton, NJ 08625	609-633-7026 FAX 609-984-2147
Janet Jessel Brian McLendon Supervisors	New Jersey Department of Environmental Protection (CN-423) Division of Water Quality 401 E. State Street Trenton, NJ 08625	609-633-7026 FAX 609-984-2147
General Information	New Jersey Department of Environmental Protection (CN-243) Division of Water Quality 401 E. State Street Trenton, NJ 08625	609-633-7026 FAX 609-984-2147
N.G. Kaul Director, Division of Water	New York State Department of Environmental Conservation 50 Wolf Road Albany, NY 12233-3505	518-457-6674 FAX 518-485-7786
Ken Stevens Chief, Stormwater Management Section	New York State Department of Environmental Conservation Bureau of Water Quality Management 50 Wolf Road Albany, NY 12233-3508	518-457-3656 FAX 518-485-7786
Wanda Garcia-Hernandez Chief, Permits and Engineering Division	Puerto Rico Environmental Quality Board 431 Ponce de Leon Avenue 5th Floor, Office 527 P.O. Box 11488 Hato Rey, PR 00910	809-767-8731 FAX 809-767-1962
Carlos Irizarry Director, Water Quality Control Bureau	Puerto Rico Environmental Quality Board 431 Ponce de Leon Avenue 5th Floor, Office 527 P.O. Box 11488 Hato Rey, PR 00910	809-767-8731 FAX 809-767-1962

Name and Title	Address	Telephone
Jeff Miller Environmental Specialist III	Virgin Islands Planning and Natural Resources Division of Environmental Protection 1118 Watergut Homes, Christiansted St. Croix, VI 00820-5065	809-773-0565 FAX 809-773-9310

EPA Region III	
Address	U.S. EPA - Region III 841 Chestnut Building Philadelphia, PA 19107
Fax	215-597-8541/215-597-8241/215-597-3359

Name	Title	Telephone	Mail Stop
[redacted]	Storm Water Coordinator	215-597-0547	(3WM54)
[redacted]y	Environmental Engineer	215-597-6465	(3WM53)

State Offices in EPA Region III

Name and Title	Address	Telephone
[redacted] Engineer II	Delaware Department of Natural Resources and Environmental Control Division of Water Resources/Pollution Control Branch 89 Kings Highway Dover, DE 19903	302-739-5731 FAX 302-739-3491
[redacted] for Water Resource Division	DC Department of Consumer and Regulatory Affairs 2100 Martin Luther King, Jr. Avenue S.E. Washington, DC 20020	202-404-1120, Ext. 3040 FAX 202-404-1141
[redacted] Review Division	Maryland Department of the Environment 2500 Broening Highway Baltimore, MD 21224	410-631-3543 FAX 410-631-4883
Edward Gertler Chief, Industrial Permits Division	Maryland Department of the Environment 2500 Broening Highway Baltimore, MD 21224	410-631-3323 FAX 410-631-4883
Stu Gansell Chief of Permits and Compliance	Pennsylvania Department of Environmental Resources 400 Market Street State Office Building, 10th Floor Harrisburg, PA 17101-2702	717-787-3481 FAX 717-787-2802
R.B. Patel Chief of Permits Section/ Sanitary Engineer IV	Pennsylvania Department of Environmental Resources - BWQM Division of Permits and Compliance 400 Market Street State Office Building, 10th Floor P.O. Box 8465 Harrisburg, PA 17105-8465	717-787-8184 FAX 717-772-5156
Mr. Vu Sanitary Engineer	Pennsylvania Department of Environmental Resources - BWQM Division of Permits and Compliance 400 Market Street State Office Building, 10th Floor P.O. Box 8465 Harrisburg, PA 17105-8465	717-787-8184 FAX 717-772-5156
Burton Tuxford Environmental Engineer	Virginia Department of Environmental Quality 4900 Cox Road P.O. Box 11143 Glen Allen, VA 23060	804-527-5063 FAX 804-527-5293

Name and Title	Address	Telephone
Cathy Boatwright Storm Water Program Manager	Virginia Department of Environmental Quality 4900 Cox Road P.O. Box 11143 Glen Allen, VA 23060	804-527-5316 FAX 804-527-5293
Jim Mason Engineer, Storm Water Coordinator	West Virginia Office of Water Resources Division of Environmental Protection 1201 Greenbrier Street Charleston, WV 25311	304-558-8855 FAX 304-348-5905
Jerry Ray Assistant Chief, Permits	West Virginia Office of Water Resources Division of Environmental Protection 1201 Greenbrier Street Charleston, WV 25311	304-558-0375 FAX 304-348-5905
Arthur A. Vickers Engineer, Storm Water Coordinator	West Virginia Office of Water Resources Division of Environmental Protection 1201 Greenbrier Street Charleston, WV 25311	304-558-8855 FAX 304-348-5905

EPA Region IV	
Address	**U.S. EPA - Region IV** **345 Courtland Street, NE** **Atlanta, GA 30365**
Fax	**404-347-1739**

Name	Title	Telephone
Roosevelt Childress	Chief Permits Section Water Management Division	404-347-3012, Ext. 2980 FAX 404-347-1739
Carolyn Ejanofor	Environmental Engineer	404-347-3012, Ext. 2978 FAX 404-347-1739
Cheryl Espy	Environmental Engineer	404-347-3012, Ext. 2977 FAX 404-347-1739
Mike Mitchell	Environmental Scientist	404-347-3012, Ext. 2951 FAX 404-347-1739
Bernita Richardson	Environmental Protection Specialist	404-347-3012, Ext. 2950 FAX 404-347-1739

State Offices
in EPA Region IV

Name and Title	Address	Telephone
Dennis Harrison Chief, Permits/Compliance Section	Alabama Department of Environmental Management Water Division Municipal Branch 1751 Dickinson Drive Montgomery, AL 36130	205-271-7801 FAX 205-270-5612
Tim Forester Chief, Mining and Nonpoint Source Section	Alabama Department of Environmental Management Water Division 1751 Dickinson Drive Montgomery, AL 36130	205-271-7958 FAX 205-270-5612
John Poole Chief, Industrial Branch	Alabama Department of Environmental Management Water Division Industrial Branch 1751 Dickinson Drive Montgomery, AL 36130	205-271-7852 FAX 205-270-5612
Tyson Griswold Engineer	Alabama Department of Environmental Management Water Division 1751 Dickinson Drive Montgomery, AL 36130	205-271-7811 FAX 205-270-5612
Eric Livingston Environmental Administrator	Florida Department of Environmental Protection Stormwater/NPS Management Section 2600 Blair Stone Road Tallahassee, FL 32399-2400	904-488-0782 FAX 904-921-5217

Name and Title	Address	Telephone
Jeff Larson Program Manager	Georgia Department of Natural Resources Environmental Protection Division - Municipal 4244 International Parkway, Suite 110 Atlanta, GA 30354	404-362-2680 FAX 404-362-2654
Lawrence W. Hedges Program Manager	Georgia Department of Natural Resources Environmental Protection Division - Industrial 205 Butler Street, SE, Suite 1070 Atlanta, GA 30334	404-656-4887 FAX 404-657-7379
Will Salter Environmental Specialist	Georgia Department of Natural Resources Environmental Protection Division - Industrial 205 Butler Street, SE, Suite 1070 Atlanta, GA 30334	404-656-4887 FAX 404-657-7379
Douglas Allgeier Industrial Section Supervisor	Department of Environmental Protection Kentucky Division of Water 14 Reilly Road Frankfort, KY 40601	502-564-3410 FAX 502-564-4245
Jeff Hippe Permit Writer	Department of Environmental Protection Kentucky Division of Water 14 Reilly Road Frankfort, KY 40601	502-564-3410 FAX 502-564-4245
Herb Ray Environmental Engineer (Municipalities)	Department of Environmental Protection Kentucky Division of Water 14 Reilly Road Frankfort, KY 40601	502-564-3410 FAX 502-564-4245
Jerry Cain Chief, Industrial Wastewater Branch	Mississippi Department of Environmental Quality Office of Pollution Control Industrial Wastewater Branch P.O. Box 10385 Jackson, MS 39289-0385	601-961-5073 FAX 601-961-5703
Louis Lavallee Chief, Storm Water Section	Mississippi Department of Environmental Quality Office of Pollution Control P.O. Box 10385 Jackson, MS 39289-0385	601-961-5074 FAX 601-961-5703
Kenneth LaFleur Assistant, Storm Water Section	Mississippi Department of Environmental Quality Office of Pollution Control P.O. Box 10385 Jackson, MS 39289-0385	601-961-5192 FAX 601-961-5703
Hameh Salem Environmental Engineer	Mississippi Department of Environmental Quality Office of Pollution Control P.O. Box 10385 Jackson, MS 39289-0385	601-961-5234 FAX 601-961-5703
Bradley Bennett Environmental Engineer	North Carolina Division of Environmental Management 512 N. Salisbury Street P.O. Box 29535 Raleigh, NC 27626-0535	919-733-5083. Ext. 571 FAX 919-733-9919
Bill Mills Environmental Engineer	North Carolina Department of Environment, Health and Natural Resources 512 N. Salisbury Street P.O. Box 29535 Raleigh, NC 27626-0535	919-733-5083. Ext. 548 FAX 919-733-9919

Name and Title	Address	Telephone
Arturo Ovalles Environmental Engineer Associate	South Carolina Department of Health and Environmental Control Bureau of Water Pollution 2600 Bull Street Columbia, SC 29201	803-734-5300 FAX 803-734-5216 Internet WPO#123#DHEC4 005.COLUMB35#c #OVALLEAR#125 # @gm.STATE.SC. US
K. Flint Holbrook, PE Storm Water Section Manager	South Carolina Department of Health and Environmental Control Bureau of Water Pollution 2600 Bull Street Columbia, SC 29201	803-734-9251 FAX 803-734-5216 Internet WPO#123#DHEC4 005.COLUMB35#c #HOLBROKF#125 # @gm.STATE.SC. US
Harvey Daniel Environmental Quality Manager	South Carolina Department of Health and Environmental Control Bureau of Water Pollution 2600 Bull Street Columbia, SC 29201	803-734-9250 FAX 803-734-5216 Internet WPO#123#DHEC4 005.COLUMB35#c #DANIELHS#125# @gm.STATE.SC. US
Robert Haley, III Environmental Engineer	Tennessee Water Pollution Control L&C Annex, 6th Floor 401 Church Street Nashville, TN 37243-1534	615-532-0625 FAX 615-532-0614

EPA Region V	
Address	U.S. EPA - Region V 77 W. Jackson Blvd. Mail Code WQP16J Chicago, IL 60604
Fax	312-886-7804

Name	Title	Telephone	Mail Stop
Peter Swenson	Environmental Engineer	312-886-0236	WQP-16J
Steve Jann	Environmental Scientist	312-886-2446	WQP-16J

State Offices in EPA Region V

Name and Title	Address	Telephone
Ginger Wells Storm Water Management	Illinois EPA 2200 Churchill Road P.O. Box 19276 Springfield, IL 62794-9276	217-782-0610 FAX 217-782-9891
Laura Bieberich Storm Water Coordinator	Indiana Department of Environmental Management 100 N. Senate Avenue P.O. Box 6015 Indianapolis, IN 46206-6015	317-233-6725 FAX 317-232-8406
Gary Boersen Chief, Storm Water Permits Unit	Michigan Department of Natural Resources Surface Water Quality Division P.O. Box 30273 Lansing, MI 48909	517-373-1982 FAX 517-373-9958
Dave Drullinger Environmental Quality Analyst	Michigan Department of Natural Resources Surface Water Quality Division P.O. Box 30273 Lansing, MI 48909	517-335-4117 FAX 517-373-9958
Gene Soderbeck Engineer/Supervisor	Minnesota Pollution Control Agency 520 Lafayette Road St. Paul, MN 55155-3898	612-296-8280 FAX 612-297-8683
Dan Sullivan Staff Engineer/Storm Water Coordinator	Minnesota Pollution Control Agency 520 Lafayette Road St. Paul, MN 55155-3898	612-296-7219 FAX 612-297-8683
John Morrison Supervisor, Storm Water Unit	Ohio EPA 1800 Watermark Drive P.O. Box 1049 Columbus, OH 43216-1049	614-644-2259 FAX 614-644-2329
Robert Phelps Storm Water Coordinator	Ohio EPA, Water Pollution Control 1800 Watermark Drive P.O. Box 1049 Columbus, OH 43216-1049	614-644-2034 FAX 614-644-2329
Jim Helm Storm Water Administrative Assistant	Wisconsin Department of Natural Resources 101 S. Webster P.O. Box 7921 Madison, WI 53707	608-266-2779 FAX 608-267-7664

EPA Region VI	
Address	U.S. EPA - Region VI 1445 Ross Avenue, Suite 1200 Dallas, TX 75202-2733
Fax	214-665-6490

Name	Title	Telephone	Mail Stop
Paulette Johnsey	Environmental Scientist Municipal Permits Section	214-665-7521	(6W-PM)
Brent Larsen	Environmental Scientist Municipal Permits Section	214-665-7523	(6W-PM)
Monica Burrell	Environmental Engineer Municipal Permits Section	214-665-7530	(6W-PM)
Astrid Larsen	Enforcement Branch	214-665-6454	(6W-ET)
Dorothy Crawford	Environmental Engineer Municipal Permits Section	214-665-7107	(6W-PM)

State Offices in EPA Region VI

Name and Title	Address	Telephone
Mark Bradley Permits Section Chief	Arkansas Department of Pollution Control and Ecology 8001 National Drive P.O. Box 8913 Little Rock, AR 72219-8913	501-562-7444 FAX 501-562-4632
Tom Killeen Program Manager	Louisiana Water Department of Environmental Quality P.O. Box 82215 Baton Rouge, LA 70884-2215	504-765-0525 504-765-0534 FAX 504-765-0635
Kilren Virdine Environmental Coordinator - Municipal	Louisiana Water Department of Environmental Quality P.O. Box 82215 Baton Rouge, LA 70884-2215	504-765-0525 504-765-0534 FAX 504-765-0635
Anne Slater Coordinator - General Permits	Louisiana Water Department of Environmental Quality P.O. Box 82215 Baton Rouge, LA 70884-2215	504-765-0525 FAX 504-765-0635
Darlene Bernard Storm Water Coordinator	Louisiana Water Department of Environmental Quality 7290 Bluebonnet Boulevard P.O. Box 82215 Baton Rouge, LA 70810	504-765-0525 FAX 504-765-0635
Glen Saums Health Program Manager, Surface Water Section	New Mexico Health and Environment Department Environmental Improvement Division 1190 St. Francis Drive P.O. Box 26110 Santa Fe, NM 87502	505-827-2827 FAX 505-827-2836

Name and Title	Address	Telephone
Rich Powell Environmental Scientist	New Mexico Environment Department Surface Water Quality Bureau 1190 St. Francis Drive P.O. Box 26110 Santa Fe, NM 87502	505-827-2798 FAX 505-827-2836
Brooks Kirlin Environmental Engineer	Oklahoma Department of Environmental Quality Customer Assistance Program 1000 N.E. 10th Street Oklahoma City, OK 73117-1212	405-271-1400 FAX 405-271-7339
Dave Farrington Storm Water Coordinator	Oklahoma Department of Environmental Quality Water Quality Program 1000 N.E. 10th Street, WQS 0207 Oklahoma City, OK 73117-1212	405-271-7335 FAX 405-271-7339
Thomas W. Weber Manager, Permitting Section Watershed Management Division	Texas Natural Resource Conservation Commission 1700 N. Congress Avenue Steven F. Austin Building P.O. Box 13087 Austin, TX 78711-3087	512-463-7748 FAX 512-463-6648
Randall B. Wilburn Director Water Planning and Assessment Division	Texas Natural Resource Conservation Commission P.O. Box 13087 Austin, TX 78711-3087	512-239-5767 FAX 512-239-4444

EPA Region VII	
Address	U.S. EPA - Region VII 726 Minnesota Kansas City, KS 66101
Fax	913-551-7765

Name	Title	Telephone
[redacted]	NPDES Permits Coordinator	913-551-7418

State Offices in EPA Region VII

Name and Title	Address	Telephone
[redacted] Coordinator	Iowa Department of Natural Resources Environmental Protection Division 900 E. Grand Avenue Des Moines, IA 50319-0034	515-281-7017 FAX 515-281-8895
[redacted] Engineer	Kansas Department of Health and Environment Building 283 - Forbes Field J Street and 2 North Topeka, KS 66620	913-296-5557 FAX 913-296-5509
[redacted] Engineer	Kansas Department of Health and Environment Building 283 - Forbes Field J Street and 2 North Topeka, KS 66620	913-296-5556 FAX 913-296-5509
Linda Vogt Environmental Specialist	Missouri Department of Natural Resources 205 Jefferson Street P.O. Box 176 Jefferson City, MO 65102	314-526-5630 FAX 314-751-9396
Richard Laux Permits Unit Chief	Missouri Department of Natural Resources 205 Jefferson Street P.O. Box 176 Jefferson City, MO 65102	314-751-6825 FAX 314-751-9396
Ron Asch NPDES Permit Writer	Nebraska Department of Environmental Quality Suite 400 1200 N Street, The Atrium P.O. Box 98922 Lincoln, NE 68509-8922	402-471-4239 FAX 402-471-2909
David Ihrie NPDES Permit Writer	Nebraska Department of Environmental Quality Suite 400 1200 N Street, The Atrium P.O. Box 98922 Lincoln, NE 68509-8922	402-471-4239 FAX 402-471-2909
Clark Smith Supervisor, Permits and Compliance Section	Nebraska Department of Environmental Quality Suite 400 1200 N Street, The Atrium P.O. Box 98922 Lincoln, NE 68509-8922	402-471-4239 FAX 402-471-2909

EPA Region VIII	
Address	U.S. EPA - Region VIII 999 18th Street, Suite 500 Denver, CO 80202-2466
Fax	303-294-1386

Name	Title	Telephone
Vernon Berry Storm Water Coordinator (8WM-C)	U.S. EPA - Region 8 999 18th Street, Suite 500 Denver, CO 80202-2466	303-293-1630
Paul Montgomery Environmental Engineer	U.S. EPA - Region 8 Montana Operations Office Federal Building 301 South Park, Drawer 10096 Helena, MT 59626-0096	406-449-5486 Ext. 234 (Montana questions only)

State Offices in EPA Region VIII

Name and Title	Address	Telephone
Kathy Dolan Environmental Scientist	Colorado Department of Health and Environment Water Quality Control Division WQCD-PE-B2 Permits and Enforcement 4300 Cherry Creek Drive South Denver, CO 80222-1530	303-692-3590 FAX 303-782-0390
Sarah Johnson Storm Water Unit Leader	Colorado Department of Health and Environment Water Quality Control Division WQCD-PE-B2 4300 Cherry Creek Drive South Denver, CO 80222-1530	303-692-3590 FAX 303-782-0390
Dan Beley Environmental Scientist	Colorado Department of Health and Environment Water Quality Control Division WQCD-PE-B2 4300 Cherry Creek Drive South Denver, CO 80222-1530	303-692-3590 FAX 303-782-0390
Fred Shewman Supervisor of Permits	Montana Department of Health and Environmental Sciences Water Quality Bureau 1400 Broadway P.O. 200901 Helena, MT 59620-0901	406-444-2406 FAX 406-444-1374
Roxann Lincoln Storm Water Program Manager	Montana Department of Health and Environmental Sciences Water Quality Bureau 1400 Broadway P.O. Box 200901 Helena, MT 59620-0901	406-444-2406 FAX 406-444-1374

Name and Title	Address	Telephone
Jim Collins Environmental Scientist/Storm Water Coordinator	North Dakota State Department of Health Division of Water Quality 1200 Missouri Avenue P.O. Box 5520 Bismarck, ND 58506-5520	701-328-5210 FAX 701-328-5200
Norma Job Natural Resources Engineer	South Dakota Department of Environment and Natural Resources Point Source Control Program Joe Foss Building 523 E. Capitol Pierre, SD 57501-3181	800-737-8676 FAX 605-773-6035
Harry Campbell Environmental Engineer/Storm Water Coordinator	Utah Department of Environmental Quality Division of Water Quality 288 North 1460 West P.O. Box 144870 Salt Lake City, UT 84114-4870	801-538-6146 FAX 801-538-6016
John Wagner Technical Support Supervisor	Wyoming Department of Environmental Quality - Water Herschler Building 122 West 25th Street Cheyenne, WY 82002	307-777-7082 FAX 307-777-5973
Marisa Latady Environmental Analyst	Wyoming Department of Environmental Quality - Water Herschler Building 122 West 25th Street Cheyenne, WY 82002	307-777-7588 FAX 307-777-5973

EPA Region IX	
Address	U.S. EPA - Region IX 75 Hawthorne Street San Francisco, CA 94105
Fax	415-744-1235

Name	Title	Telephone	Mail Stop
Eugene Bromley (W-5-1)	Storm Water Coordinator	415-744-1906	(W-5-1)

State Offices in EPA Region IX

Name and Title	Address	Telephone
Robert Wilson Storm Water Coordinator	Arizona Department of Environmental Quality Water Permits Unit 3033 North Central Avenue Phoenix, AZ 85012	602-207-4574 FAX 602-207-4674
Pavlova Vitale Senior Water Resources Control Engineer	California State Water Resources Quality Control Board Santa Ana Regional Board 2010 Iowa Avenue, Suite 100 Riverside, CA 92507-2409	714-782-4130 FAX 714-781-6288
John Short Senior Engineer	California State Water Resources Quality Control Board Lahontan Regional Board 2092 Lake Tahoe Boulevard South Lake Tahoe, CA 96150	916-544-3481 FAX 916-544-2271
Adam White Associate Water Resources Control Engineer	California State Water Resources Quality Control Board Central Coast Regional Board 81 Higuera Street, Suite 200 San Luis Obispo, CA 93401-5247	805-549-3147 FAX 805-543-0397
Deborah Jayne Environmental Specialist IV	California Regional Water Quality Control Board San Diego Regional Board 9771 Claremont Mason Boulevard, Suite B San Diego, CA 92124-1331	619-467-2952 FAX 619-571-6972
Betsy Jennings Senior Staff Counsel	California State Water Resources Quality Control Board P.O. Box 100 Sacramento, CA 95812	916-657-2421 FAX 916-657-2388
Orlando Gonzalez Associate Water Resources Control Engineer	California State Water Resources Quality Control Board Colorado River Basin Regional Board 73-720 Fred Waring Drive, Suite 100 Palm Desert, CA 92260	619-776-8962 FAX 619-341-6820
Archie Mathews Supervising Engineer	California State Water Resources Quality Control Board Central Valley Regional Board P.O. Box 944213 Sacramento, CA 94244-2130	916-657-0523 FAX 916-657-2388
Pamela Barksdale Associate Water Resources Control Engineer	California State Water Resources Quality Control Board Central Valley Regional Board 3443 Routier Road Sacramento, CA 95827-3098	916-255-3024 FAX 916-255-3015

Name and Title	Address	Telephone
Tom Mumley Storm Water Coordinator	California State Water Resources Quality Control Board San Francisco Bay Regional Board 2101 Webster Street, Suite 500 Oakland, CA 94612	510-286-0962 FAX 510-286-1380
Bruce Fujimoto Chief of Stormwater Unit	California State Water Resources Quality Control Board Division of Water Quality P.O. Box 944213 Sacramento, CA 94244-2130	916-657-0908 FAX 916-657-1011
Xavier Swamikannu Water Resources Control Engineer	California State Water Resources Quality Control Board Los Angeles Regional Board 101 Centre Plaza Drive Monterey Park, CA 91754-2156	213-266-7592 FAX 213-266-7600
John Hannum Associate Water Resources Control Engineer	California State Water Resources Quality Control Board North Coast Regional Board 5550 Skyland Boulevard, Suite A Santa Rosa, CA 95403	707-576-2220 FAX 707-523-0135
Ed Chan Supervisor - Engineering Section	Hawaii Department of Health Clean Water Branch 500 Ala Moana Boulevard 5 Waterfront Plaza, Suite 250A Honolulu, HI 96813	808-586-4309 FAX 808-586-4370
Alec Wong	Hawaii Department of Health Clean Water Branch 500 Ala Moana Boulevard 5 Waterfront Plaza, Suite 250A Honolulu, HI 96813	808-586-4309 FAX 808-586-4370
Denis R. Lau Chief	Hawaii Department of Health Clean Water Branch 500 Ala Moana Boulevard 5 Waterfront Plaza, Suite 250A Honolulu, HI 96813	808-586-4309 FAX 808-586-4370
Rob Saunders Environmental Engineer, Division of Conservation and Natural Resources	Division of Environmental Protection Capital Complex 333 W. Nye Lane Carson City, NV 89710	702-687-5870 FAX 702-885-0868

EPA Region X	
Address	U.S. EPA - Region X 1200 6th Avenue Seattle, WA 98101
Fax	206-553-~~0165~~ 1280

Name	Title	Telephone	Mail Stop
Joe Wallace	Storm Water Coordinator	206-553-8399	(WD134)

State Offices
in EPA Region X

Name and Title	Address	Telephone
Kenwyn George Manager, Industrial Wastewater Program	Alaska Department of Environmental Quality 410 Willoughby Avenue Juneau, AK 99801	907-465-5313 FAX 907-465-5274
Mike Allen Chief	Idaho Department of Health and Welfare Division of Environmental Quality Permits and Enforcements 1410 North Hilton Street Boise, ID 83706	208-334-5898 FAX 208-334-0417
Paul Keiran	Oregon Department of Environmental Quality 2020 SW 4th Avenue Suite 400 Portland, OR 97201-5884	503-229-6345 FAX 503-229-5359
Raghu Namburi	Oregon Department of Environmental Quality 1102 Lincoln Street Suite 210 Eugene, OR 97401	503-686-7838 Ext. 230 FAX 503-686-7551
Andy Alrich	Oregon Department of Environmental Quality 201 W. Main Street Suite 2-D Medford, OR 97501	503-776-6010 FAX 503-776-6262
Walt West	Oregon Department of Environmental Quality 2146 NE Fourth, #104 Bend, OR 97701	503-388-6146 FAX 503-388-8283
Peter Birch Supervisor of Urban Non-Point Management Unit - Municipal	Washington Department of Ecology Mail Stop PV-11 P.O. Box 47600 Olympia, WA 98504-7600	206-438-7076 FAX 206-438-7490

Addresses for State Pesticide Agencies

Region 1

Connecticut
Director
Pesticide Management Division
Department of Environmental Protection
79 Elm Street
Hartford, CT 06106
(203) 424-3369

Maine
Director
Board of Pesticide Control
Maine Department of Agriculture
State House Station #28
Augusta, ME 04333
(207) 287-2731

Massachusetts
Chief
Pesticides Bureau
Massachusetts Department of Food and Agriculture
100 Cambridge Street, 21st Floor
Boston, MA 02202
(617) 727-3000

New Hampshire
Director
Division of Pesticide Control
New Hampshire Department of Agriculture, Markets and Food
P.O. Box 2042
Concord, NH 03302-2042
(603) 271-3550

Rhode Island
Chief
Division of Agriculture
Rhode Island Department of Environmental Management
22 Hayes Street
Providence, RI 02908
(401) 277-2782

Vermont
Director
Plant Industry, Laboratory and Standards Division
Vermont Department of Agriculture
116 State Street
Montpelier, VT 05602
(802) 828-2431

Region 2

New Jersey
Assistant Director
Pesticide Control Program
New Jersey Department of Environmental Protection
CN 411
Trenton, NJ 08625-0411
(609) 530-4011

New York
Chief
Bureau of Pesticides and Radiation
Division of Solid and Hazardous Materials Regulation
New York Department of Environmental Conservation
50 Wolf Road
Albany, NY 12233-7254
(518) 457-7482

Puerto Rico
Director
Analysis and Registration of Agricultural Materials
Puerto Rico Department of Agriculture
Agrological Laboratory
P.O. Box 10163
Santurce, PR 00908
(809) 796-1735

Virgin Islands
Pesticide Program Director
8000 Nisky Center, Suite 231
Estate Nisky, Charlotte Amalie
St. Thomas, US VI 00802
(809) 774-3320, ext. 135

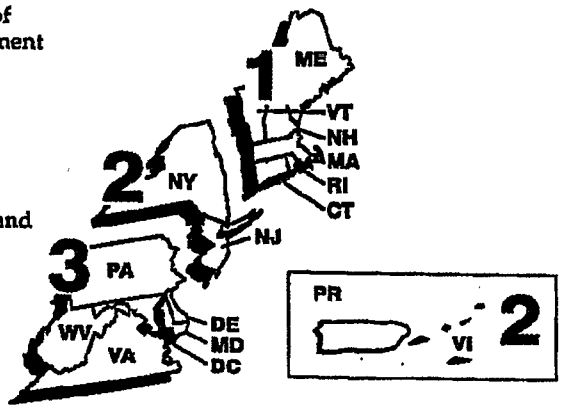

Region 3

Delaware
Deputy Secretary
Delaware Department of Agriculture
Division of Consumer Protection
2320 South DuPont Highway
Dover, DE 19901
(302) 739-4811

District of Columbia
Program Manager
Pesticide Hazardous Waste and Underground Storage Tank Division
Environmental Regulation Administration
Department of Consumer and Regulatory Affairs
2100 Martin Luther King, Jr. Avenue, SE, Room 203
Washington, DC 20020
(202) 645-6080

Maryland
Chief
Pesticide Regulation Section
Office of Plant Industries and Pest Management
Maryland Department of Agriculture
50 Harry S. Truman Parkway
Annapolis, MD 21401-7080
(410) 841-5710

Pennsylvania
Chief
Agronomic Services Division
Bureau of Plant Industry
Pennsylvania Department of Agriculture
2301 North Cameron Street
Harrisburg, PA 17110-9408
(717) 787-4843

Virginia
Program Manager
Office of Pesticide Services
Virginia Department of Agriculture and Consumer Service
P.O. Box 1163
Richmond, VA 23209
(804) 371-6558

West Virginia
Director
Pesticide Division
West Virginia Department of Agriculture
1900 Kanawha Boulevard, East
Charleston, WV 25305-0190
(304) 558-2209

State Pesticide Agencies (cont'd)

Region 4

Alabama
Director
Division of Plant Protection and Pesticide Management
Alabama Department of Agriculture and Industries
P.O. Box 3336
Montgomery, AL 36109-0336
(334) 242-2656

Florida
Director
Division of Agricultural Environmental Services
Department of Agriculture and Consumer Services
3125 Conner Boulevard
Tallahassee, FL 32399-1650
(904) 488-3731

Georgia
Assistant Commissioner
Plant Industry Division
Georgia Department of Agriculture
19 Martin Luther King Drive, SW
Atlanta, GA 30334
(404) 656-4958

Kentucky
Director
Division of Pesticides
Kentucky Department of Agriculture
100 Fair Oaks Lane
Frankfort, KY 40601
(502) 564-7274

Mississippi
Director
Bureau of Plant Industry
Mississippi Department of Agriculture and Commerce
P.O. Box 5207
Mississippi State, MS 39762
(601) 325-3390

North Carolina
Assistant Pesticide Administrator
Food and Drug Protection Division
North Carolina Department of Agriculture
P.O. Box 27647
Raleigh, NC 27611-0647
(919) 733-3556

South Carolina
Department Head
Department of Pesticide Regulation
257 Poole Agriculture Center
Clemson University
Clemson, SC 29634-0394
(803) 656-3171

Tennessee
Director
Plant Industries Division
Tennessee Department of Agriculture
P.O. Box 40627
Nashville, TN 37204
(615) 360-0130

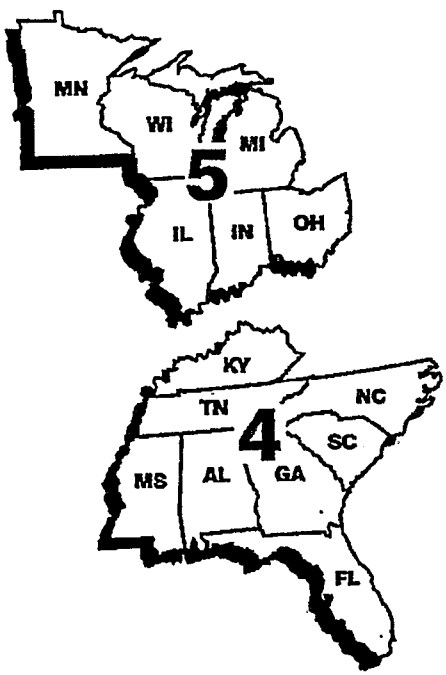

Region 5

Illinois
Chief
Bureau of Environmental Programs
Illinois Department of Agriculture
P.O. Box 19281
Springfield, IL 62794-9281
(217) 785-2427

Indiana
Pesticide Administrator
Office of the Indiana State Chemist
1154 Biochemistry Building
Purdue University
West Lafayette, IN 47907-1154
(317) 494-1585

Michigan
Director
Pesticide and Plant Management Division
Michigan Department of Agriculture
P.O. Box 30017
Lansing, MI 48909
(517) 373-1087

Minnesota
Director
Division of Agronomy Services
Minnesota Department of Agriculture
90 West Plato Boulevard
St. Paul, MN 55107
(612) 296-5639

Ohio
Specialist in Charge of Pesticide Regulation
Division of Plant Industry
Ohio Department of Agriculture
8995 East Main Street
Reynoldsburg, OH 43068-3399
(614) 728-6987

Wisconsin
Administrator
Agricultural Resources Management Division
Wisconsin Department of Agriculture
Trade and Consumer Protection
2811 Agriculture Drive
Madison, WI 53704
(608) 224-4546

State Pesticide Agencies (cont'd)

Region 6

Arkansas
Director
Division of Feeds, Fertilizer and Pesticides
Arkansas State Plant Board
#1 Natural Resources Drive
Little Rock, AR 72205
(501) 225-1598

Louisiana
Director
Pesticide and Environmental Programs
Louisiana Department of Agriculture and Forestry
P.O. Box 3596
Baton Rouge, LA 70821-3596
(504) 925-3763

New Mexico
Chief
Bureau of Pesticide Management
Division of Agricultural and Environmental Services
New Mexico State Department of Agriculture
P.O. Box 3005, Department 3AQ
New Mexico State University
Las Cruces, NM 88003-0005
(505) 646-2133

Oklahoma
Director
Department of Environmental Quality
Plant Industry and Consumer Services
Oklahoma Department of Agriculture
2800 North Lincoln Boulevard
Oklahoma City, OK 73105-4298
(405) 271-1400

Texas
Assistant Commissioner for Pesticides
Texas Department of Agriculture
P.O. Box 12847
Austin, TX 78711
(512) 463-7624

Region 7

Iowa
Chief
Pesticide Bureau
Iowa Department of Agriculture
Henry A. Wallace Building
East 9th Street and Grand Avenue
Des Moines, IA 50319
(515) 281-8591

Kansas
Director
Plant Health Division
Kansas Department of Agriculture
109 S.W. 9th Street
Topeka, KS 66612-1281
(913) 296-2263

Missouri
Director
Bureau of Pesticide Control
Missouri Department of Agriculture
P.O. Box 630
Jefferson City, MO 65102
(314) 751-2462

Nebraska
Director
Bureau of Plant Industry
Nebraska Department of Agriculture
301 Centennial Mall
P.O. Box 94756
Lincoln, NE 68509
(402) 471-2394

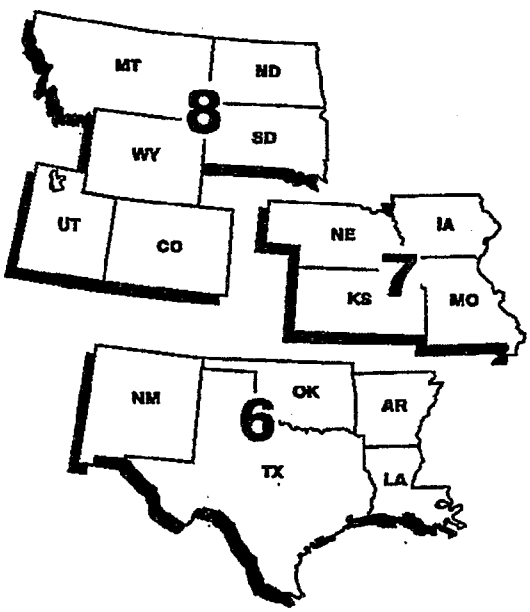

Region 8

Colorado
Director
Division of Plant Industry
Colorado Department of Agriculture
700 Kipling Street, Suite 4000
Lakewood, CO 80215-5894
(303) 239-4140

Montana
Administrator
Agricultural Sciences Division
Montana Department of Agriculture
P.O. Box 200201
Helena, MT 59620-0201
(406) 444-2944

North Dakota
Director
Pesticide Division
North Dakota Department of Agriculture
State Capitol, 600 East Boulevard, 6th Floor
Bismarck, ND 58505-0020
(701) 328-4756

South Dakota
Administrator
Office of Agronomy Services
Agricultural Services
South Dakota Department of Agriculture
Foss Building
523 E. Capitol
Pierre, SD 57501-3182
(605) 773-4432

Utah
Director
Division of Plant Industry
Utah Department of Agriculture
Box 146500
Salt Lake City, UT 84114-6500
(801) 538-7180

Wyoming
Director
Technical Services
Wyoming Department of Agriculture
2219 Carey Avenue
Cheyenne, WY 82002-0100
(307) 777-6590

State Pesticide Agencies (cont'd)

Region 9

Arizona
Director
Environmental Services Division
Arizona Department of Agriculture
1688 West Adams
Phoenix, AZ 85007
(602) 542-3578

California
Director
California Department of
Pesticide Regulation
1020 N Street, Room 100
Sacramento, CA 95814-5624
(916) 445-4300

Hawaii
Administrator
Pesticide Programs
Hawaii Department of Agriculture
P.O. Box 22159
Honolulu, HI 96823-2159
(808) 973-9401

Nevada
Director
Bureau of Plant Industry
Nevada Division of
Agriculture
350 Capitol Hill Avenue
Reno, NV 89520
(702) 688-1180

Guam
Pesticide Program Director
Guam Environmental
Protection Agency
P.O. Box 22439-GMF
Barrigada, GU 96921
(671) 472-8863

American Samoa EPA
Office of the Governor
American Samoa Government
P.O. Box 2609
Pago Pago, American Samoa 97699
(684) 633-2304

Commonwealth of the Northern Mariana Islands
Department of Public Works
Division of Environmental Quality
Commonwealth of the Northern
Mariana Islands (CNMI)
P.O. Box 1304
Saipan, Mariana Islands 96950
(670) 234-6984

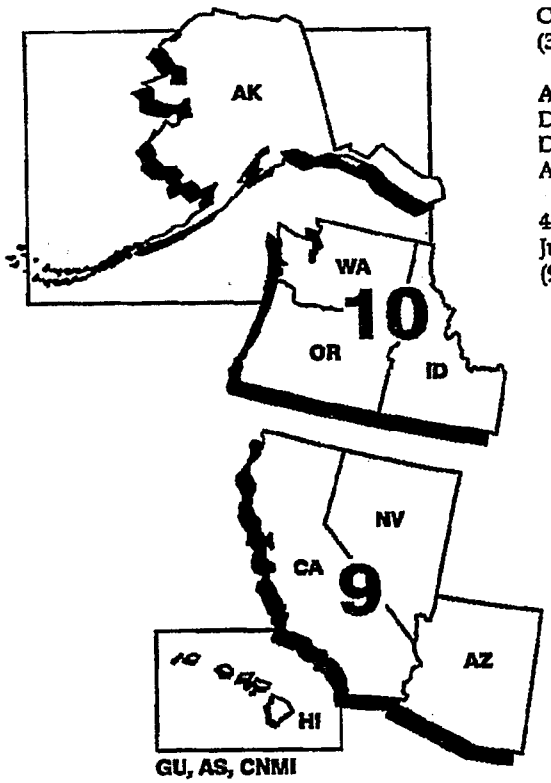

Region 10

Idaho
Administrator
Division of Agricultural Technology
Idaho Department of Agriculture
P.O. Box 790
Boise, ID 83701-0790
(208) 334-3550

Oregon
Administrator
Plant Division
Oregon Department of Agriculture
635 Capitol Street, NE
Salem, OR 97310-0110
(503) 986-4635

Washington
Assistant Director
Pesticide Management Division
Washington State Department
of Agriculture
P.O. Box 42560
Olympia, WA 98504-2560
(360) 902-2010

Alaska
Director
Division of Environmental Health
Alaska Department of
Environmental Conservation
410 Willoughby Avenue, Room 107
Juneau, AK 99801-1795
(907) 465-5280

Regional Air Compliance/Enforcement Contacts

Contact	Phone	Fax
Fred Weeks, Region 1 Chief, Toxic Pollutants and Compliance Section	617-565-4171	617-565-4939
Jehunda Menczel, Region 2 Chief, NJ/Caribbean Compliance Section	212-637-4045	212-637-3996
Karl Mangels, Region 2 Chief, NY Compliance Section	212-637-4078	212-637-3996
David McGuigan, Region 3 Chief, Air Enforcement Section	215-566-2158	215-566-2134
Reginald Berino, Region 4 Chief, Northern Compliance Unit	404-347-4125	404-347-5207
Sharron Porter, Region 4 Chief, Air Compliance Section	404-347-2904	404-347-5207
Diane Sipe, Region 5 Chief, Air Enforcement and Compliance Assurance (IL/IN)	312-886-6188	312-353-8289
Peter Spyropoulos, Region 5 Chief, Air Enforcement and Compliance Assurance (MI/WI)	312-886-6073	312-353-8289
William MacDowell, Region 5 Chief, Air Enforcement and Compliance Assurance (MN/OH)	312-886-6798	312-353-8289
Donna Ascenzi, Region 6 Chief, Air Enforcement Section	214-665-7229	214-665-7446
Don Toensing, Region 7 Chief, Air Permitting and Compliance Branch	913-551-7446	913-551-7065
Ron Rutherford, Region 8 Chief, Compliance Section	303-312-6452	303-312-1229
Barbara Gross, Region 9 Chief, Inspection Section	415-744-1138	415-744-1076
Ed Snyder, Region 9 Chief, Compliance and Oversight Section	415-744-1154	415-744-1076
Don Dossett, Region 10 Team Leader, Air Compliance	206-553-8257	206-553-0110

Appendix C

Facility Checklist RCRA Recordkeeping and Reporting Requirements for Wood Preserving Facilities

FACILITY CHECKLIST

RCRA RECORDKEEPING AND REPORTING REQUIREMENTS FOR WOOD PRESERVING FACILITIES

The following checklist contains reporting and recordkeeping requirements for owners/operators of wood preserving facilities that are subject to the standards for hazardous waste drip pads (**Subpart W**) and hazardous waste tanks (**Subpart J**). It is intended to assist owners/operators in ensuring that the required documentation, certification, and records are being maintained at a facility. It is not intended to serve as a substitute for Federal regulations, and should not be treated as an exhaustive list of requirements; rather, it should be viewed as a compliance tool.

The information provided is for wood preserving facilities that are **large quantity generators** of hazardous waste. For the most part, requirements for small quantity generators will be the same. In situations where requirements differ, appropriate annotations are made. Also, for many of the recordkeeping requirements, there are specified time periods that owners/operators must keep these records on site. Generally, these periods range from between three to five years. In the event a legal action is pending, a facility may be required to retain documents indefinitely. If no specific record retention period exists for a particular requirement, owners/operators should check with their State agency to establish appropriate practices at the facility.

RECORDKEEPING

Both the RCRA Subpart W and drip pad standards have recordkeeping requirements pertaining to the documentation of waste management operations, maintenance of forms or other plans, and the performance of various assessments. This documentation should be kept on site and be readily accessible in the event of an EPA or State inspection. These requirements are discussed below.

Operating Practices

Ceased Drippage ____

Documentation that all treated wood has been left on the Subpart W drip pad until all drippage has ceased (§264.573(k)/§265.443(k)).

Drip Pad Cleaning Procedures ----

Documentation of drip pad cleaning procedures employed at the facility. This should include documentation of cleaning procedures as well as the date and time of each cleaning. Federal regulation requires drip pads to be cleaned in a manner and frequency to allow for weekly inspection of the drip pad without hindrance from accumulated residues (§264.573(i)/§265.443(i)).

Storage Yard Cleanup Activities ----

Documentation of all cleanup activities in response to any infrequent incidental drippage in storage yard. This documentation must be kept in the facility's files for at least three years (§264.570(c)/§265.440(c)).

Structural Problems ----

Documentation of any drip pad condition that may have or has caused a release of hazardous waste from the drip pad (§264.573(m)(1)/§265.443(m)(1)).

Collections from Leak Collection System ----

Documentation of the date, time, and quantity of any leakage collected in the drip pad's leak collection system (§264.573(b)(3)/§265.443(b)(3)).

Past Waste Handling Operations ----

Documentation of past waste handling operations and practices at the facility, documentation of all preservatives used throughout the operation of the facility, and drippage management practices employed in the process area and in storage yards. Such documentation must be as complete and accurate as possible, and include operations conducted by anyone who owned/operated the wood preserving facility prior to the present owner/operator (§264.573(n)/§265.443(n)).

Equipment Cleaning ----

Documentation that all required equipment cleaning or replacement has been performed in order to delete the F032 waste code from wastes generated on drip pads at facilities that once used chlorophenolic formulations. This documentation includes a certification signed by the generator and must be kept in the facility's operating files (§261.35).

Tank System Inspections ----

Documentation of any tank system inspections conducted pursuant to Subpart J (§264.195/§265.195).

Waste Removal

____

Documentation of the dates, times, and quantity of waste removed the drip pad and associated collection systems. This is to ensure that all hazardous waste is removed within the accumulation times provided in §262.34.

Waste Analysis Results

____

Records of any test results, waste analyses, or other determinations made in accordance with §262.11 (hazardous waste determination). These records must be kept at the facility for at least three years from the date that the waste was last sent to an on-site or off-site TSDF (§262.40(c)).

Personnel Training Records

____

Large quantity generators and owners/operators of TSDFs must keep records of all personnel and job training conducted in accordance with the provisions of §265.16. Among other things, employees must be familiar with procedures for using, inspecting, and repairing equipment, parameters for automatic waste feed cut off, emergency response systems, and shutdown operations. Employees must also successfully complete an on-the-job training course that explains safety procedures. This initial training must be renewed by all employees annually. Training records on current personnel must be kept until closure of the facility. Training records on former employees must be kept for at least three years from the date the employee last worked at the facility. Small quantity generators are subject to personnel training requirements that are less detailed than the ones mentioned above. For more information on these requirements, see §262.34 (d)(5).

Required Plans and Forms

Incidental Drippage Contingency Plan

____

A written contingency plan that describes how owners/operators will respond to a discharge of infrequent or incidental drippage in storage yards. All documents relating to such cleanup must be kept for three years (§264.570(c)/§265.440(c)).

Drip Pad Upgrading Plan

____

If a drip pad upgrade is planned (i.e., a liner and leachate detection/collection system are to be installed), a written plan for upgrading, repairing, and modifying the drip pad to meet the design and operating requirements of Subpart W. This written plan must describe all changes to be made to the drip pad in sufficient detail to document compliance with the standards (§264.571(b)/§265.441(b)). This plan must also be reviewed by an independent, qualified, registered professional engineer and submitted to the EPA Regional Administrator (See Reporting Requirements).

Closure Plan ____

Owners/operators of facilities that do not comply with the liner/leak detection and leak collection provisions must develop and maintain a written closure plan that will be available to inspectors, and must be maintained throughout the active life of the facility. Where decontamination of all contaminated soils is not feasible, a contingent post-closure plan must also be prepared. **Note:** The requirements for closure plans do not apply to generators of hazardous waste, but only to permitted/interim status facilities (§265.445(c)).

Hazardous Waste Manifest ____

Owners/operators must keep a copy of each Uniform Hazardous Waste Manifest used to send hazardous wastes off site for treatment, storage, or disposal. Signed copies of every manifest must be retained on site for three years (§262.40(a)).

Emergency Contingency Plan ____

Large quantity generators and owners/operators of TSDFs must develop facility contingency plans. These plans must describe the actions facility personnel must take to respond to fires, spills, explosions, or releases at the facility (§265.52). A copy of the contingency plan must be maintained at the facility and submitted to all local police departments, fire departments, hospitals, and State and local emergency response teams that may be called upon to provide emergency services. Small quantity generators must develop a modified contingency plan. For more details, see §262.34(d).

Biennial Report ____

Generators must keep a copy of each Biennial Report submitted for a period of at least three years from the due date of the report (§262.40(b)).

Land Disposal Restrictions (LDR) ____

All LDR notifications and certifications must be kept on file at the facility for at least five years (§268.7(a)(7)).

Waste Removal From Drip Pad and Collection System ____

A description of procedures that will be followed to ensure that all wastes are removed from the drip pad and associated collection system at least once every 90 days must be kept on file. This will help ensure that owners/operators do not accumulate hazardous wastes on drip pads for longer than the 90 days allowed by Federal regulations (§262.34(a)(iii)(A)).

Tank Closure Plan

____

Owners/operators of facilities with tank systems must develop a closure plan. Those that do not have secondary containment must also develop a contingency plan for closing as a landfill if all contamination cannot be practicably removed (§264.197). **Note:** This requirement is only for permitted/interim status facilities. Generators accumulating hazardous waste in tanks are not required to develop closure plans.

Assessments and Certifications

Assessment of Existing Drip Pad Integrity

____

All owners/operators of hazardous waste drip pads built before December 6, 1990, must have on file an evaluation of the integrity of the drip pad that has been reviewed and certified by an independent, qualified, registered professional engineer. This assessment must be reviewed, updated, and recertified annually until all upgrades necessary to comply with the Subpart W design and operating requirements are completed (§§264.571(a)/265.441(a)).

Annual Drip Pad Recertification

____

Drip pads that do not have a liner/leak detection and leak collection system must be recertified annually by an independent, qualified, registered professional engineer. This certification must describe the extent to which the drip pad meets the drip pad design requirements (§264.573(a)(4)/ §265.443(a)(4)).

Assessments of Drip Pads with Sealants/Coatings

____

All owners/operators of drip pads that are complying with the sealant option must keep a written assessment of the drip pad on file at the facility. This evaluation must document the extent to which the drip pad meets the drip pad design and operating standards. This assessment must be certified by an independent, qualified, registered professional engineer, and must be reviewed, updated, and recertified annually (§264.573(a)(4)/§265.443(a)(4)).

Design Standard Certification

____

Drip pads must be evaluated by an independent, qualified, registered professional engineer to certify that the drip pad meets all design requirements (§264.573(g)/§265.443(g)).

Liner Certification

____

Immediately following installation of liners, drip pads must be certified as complying with the design standards of Subpart W by an independent, qualified, registered professional engineer. This certification must be kept as part of the facility's operating log (§264.574(a)/§265.444(a)).

Existing Tank Assessment ____

All existing tanks and sumps must be assessed to ensure the integrity of the system. A written assessment that has been certified by an independent, qualified, registered professional engineer must be obtained and kept on file at the facility (§264.191(a)/§265.191(a)).

New Tank Assessment ____

Owners/operators of new tank systems must obtain a written assessment reviewed and certified by an independent, qualified, registered professional engineer attesting that the system has sufficient structural integrity and that it is acceptable for the storing of hazardous waste (§264.192(a)/§265.192(a)).

Certification Statements ____

Owners/operators of new tank systems must obtain and keep on file at the facility written statements by those persons required to certify the design of the tank system and supervise the installation of the tank system in accordance with the tank regulations (§264.192(g)/§265.192(g)). These certifications must also be accompanied by an additional certification attesting to the validity of all assertions made in the assessment (§270.11(d)).

Job Descriptions and Titles

Large quantity generators and owners/operators of TSDFs are required to maintain records of the job title for each position related to hazardous waste management, and the name of the employee filling each position. A written job description for each position must also be maintained, including the requisite skill, education, or other qualifications and duties of facility personnel assigned to each position.

REPORTING REQUIREMENTS

The Subpart W and Subpart J standards contain a number of reporting requirements. These reports must be prepared by the owner/operator of the facility and submitted to EPA. The reports that will most likely be required from wood preserving facilities are described below.

Drip Pad Upgrade Plan ____

If owners/operators intend to upgrade (i.e., install a liner) a drip pad, upgrade plans must be developed and submitted in accordance with §264.571(b)/§265.441(b) to the EPA Regional Administrator no later than two years before the date that all changes are to be made.

Final Drip Pad Drawings

Upon completion of all repairs and modifications, owners/operators must submit final, as-built drawings for the drip pad to either the EPA Regional Administrator or the State Director. These drawings must be accompanied by a certification by an independent, qualified, registered professional engineer attesting that the drip pad conforms to the drawings (§264.571(c)/§265.441(c)).

Discovery of Dangerous Condition

Within 24 hours after discovery of a condition that may have or has caused a release of hazardous waste from the drip pad, owners/operators must notify the EPA Regional Administrator of the condition and, within ten working days, provide written notice to the Regional Administrator with a description of the steps that will be taken to repair the drip pad and clean up any leakage. The report must also include a schedule for completion of these activities (§264.573(m)(1)/§265.443(m)(1)).

Completion of Repair

Upon completion of all drip pad repairs and clean up performed in conjunction with §264.573(m)(1)/§265.443(m)(1), owners/operators must also notify the EPA Regional Administrator in writing and provide certification signed by an independent, qualified, registered professional engineer to verify that the appropriate actions have been taken (§264.573(m)(3)/§265.443(m)(3)).

Closure Plans

Owners/operators of interim status facilities must prepare and submit a written closure plan to EPA describing how the facility will be closed when waste management operations cease. Generally, closure includes cleanup of contaminated soils and equipment at the facility. Although large and small quantity generators accumulating hazardous waste in tanks and drip pads are required to comply with general closure standards, they are not required to develop or submit formal closure plans to EPA.

Tank Recertification

Before a tank system that has undergone major repair can be returned to service, it must be certified by an independent, qualified, registered professional engineer to be capable of handling hazardous waste. This recertification must be submitted to the EPA Regional Administrator within seven days of returning the tank system to service (§264.196(f)/§265.196(f)).

Spill Notification

Unless an owner/operator has already reported a release under CERCLA §302.4, any release to the environment that is greater than one pound, or that has not been contained immediately and cleaned up, must be reported to the EPA Regional Administrator within 24 hours of detection. In addition, a written follow-up report

must be sent to the EPA Regional Administrator within 30 days (§264.196(d)/§265.196(d)).

Generator Notification

All owners/operators of wood preserving facilities managing RCRA hazardous waste must obtain an EPA identification number by submitting EPA Form 8700-12 to the appropriate State hazardous waste agency. Conditionally exempt small quantity generators are not required to obtain an EPA identification number.

Biennial Report

All large quantity generators and TSDFs that generate hazardous waste that is sent off site to a TSDF must submit a Biennial Report to the EPA Regional Administrator by March 1 of each even numbered year (i.e., every other year). This must cover all generator activities during the previous year only, and must be submitted on EPA Form 8700-13A. A copy of each report must be kept at the facility for three years from the due date of the report (§262.41).

Exception Reports

Large quantity generators who do not receive a copy of the hazardous waste manifest within 45 days of the date the waste was accepted by the hazardous waste transporter must submit an exception report to the EPA Regional Administrator. This report must include a legible copy of the manifest and a cover letter explaining efforts that were taken to obtain the manifest. Small quantity generators who do not receive a copy of the manifest with 60 days of the date the waste was accepted by the hazardous waste transporter must also submit an exception report to the EPA Regional Administrator. Small quantity generators must submit a legible copy of the manifest with some indication that the generator has not received confirmation of delivery. Small quantity generators do not need to submit a cover letter (§262.42).

Appendix D

Subpart W (Drip Pad) Checklist

Date _____
Inspector _____
Facility ID # _____

SUBPART W (DRIP PAD) CHECKLIST

Section A - Design Requirements

	YES	NO
1. Is the drip pad constructed of non-earthen materials excluding wood and non-structurally supported asphalt? [265.443(a)(1)]	____	____
2. Is the drip pad sloped to free-drain treated wood drippage, rain and other waters, or solutions of drippage and water or other wastes to the associated collection system? [265.443(a)(2)]	____	____
3. Does the drip pad have a curb or a berm around the perimeter? [265.443(a)(3)]	____	____
4. Has the drip pad been evaluated to determine that it meets the requirements of paragraphs (a) through (f) of 265.443?	____	____
If yes, has the owner/operator obtained a statement from an independent, qualified registered PE certifying that the drip pad design meets the requirements of this section? [265.443(g)]	____	____

Section B - Sealed Drip Pads

1. Is the drip pad an existing pad or has the owner or operator elected to comply with 265.442(a)(4) instead of 265.442(b)?	____	____
If no, skip to Section C.		
2. Is the entire surface of the drip pad where drippage occurs or may run across sealed, coated or covered with a surface material that has a hydraulic conductivity of less than or equal to $1x10^{-7}$ centimeters per second? [265.443(a)(4)(i)]	____	____
3. Is the drip pad maintained free of cracks and gaps that could adversely affect its hydraulic conductivity? [265.443(a)(4)(i)]	____	____
4. Is the material used to seal the drip pad chemically compatible with the preservatives that contact the pad? [265.443(a)(4)(i)]	____	____

Date _____
Inspector _____
Facility ID # _____

	YES	NO
5. Does the owner or operator have on file at the facility a written assessment of the integrity of the drip pad, reviewed & certified by a registered PE that attests to the results of the evaluation? [265.443(a)(4)(ii)]	____	____
If yes, is the assessment reviewed, updated and recertified annually?	____	____
6. Does the evaluation document the extent to which the drip pad meets the design and operating standards of this section, except for subsection (b) which applies to pads with liner/leak detection? [265.443(a)(4)(ii)]	____	____
7. Is the drip pad of sufficient structural strength and thickness to prevent failure due to physical contact, climatic conditions, stress of installation and stress of daily operations, e.g., vehicle traffic and movement of wood? [265.443(a)(5)]	____	____

Section C - Lined Drip Pads

1. If the owner/operator elects to comply with 265.443(b) instead of 265.443(a)(4), Does the drip pad have a synthetic liner installed below the drip pad.	____	____
2. Is the liner designed, constructed and installed to prevent leakage from the pad into adjacent subsurface soil, groundwater or surface water at any time during the active life including closure period of the drip pad? [265.443(b)(1)]	____	____
3. Is the liner constructed of materials that have appropriate chemical properties and sufficient structural strength and thickness to prevent failure due to pressure gradients, physical contact with the waste, climatic conditions, stress of installation and stress of daily operations, e.g., vehicle traffic on the pad? [265.443(b)(1)(i)]	____	____
4. Is the liner placed on a foundation or base capable of providing support to the liner and resistance to pressure gradients above and below the liner to prevent failure of the liner due to settlement, compression or uplift? [265.443(b)(1)(ii)]	____	____

Date _____
Inspector _____
Facility ID # _____

	YES	NO
5. Is the liner installed to cover all surrounding earth that could come in contact with waste or leakage? [265.443(b)(1)(iii)]	____	____

Section D - Leakage Detection System

1. Does the drip pad have a leakage detection system that is immediately above the liner?	____	____
2. Is the leakage detection system designed, constructed, maintained and operated to detect leakage for the pad? [265.443(b)(2)]	____	____
3. Is the leakage detection system constructed of materials that are:		
Chemically resistant to the waste managed in the drip pad and the leakage that might be generated? [265.443(b)(2)(i)(A)]	____	____
Of sufficient strength and thickness to prevent collapse under the pressures exerted by overlaying materials and by equipment used on the drip pad? [265.443(b)(2)(i)(B)]	____	____
4. Is the leakage detection system designed and operated to function without clogging through the scheduled closure of the drip pad? [265.443(b)(2)(ii)]	____	____
5. Is the leakage detection system designed so that it will detect the failure of the drip pad or the presence of a release of hazardous waste or accumulated liquid at the earliest practicable time? [265.443(b)(2)(iii)]	____	____

Section E - Leakage Collection System

Leakage Collection System applies only to drip pads installed after December 24, 1992.

1. Does the drip pad have a leakage collection system immediately above the liner? [265.443(b)(3)]	____	____
2. Is the leakage collection system designed, constructed, maintained and operated to collect leakage for the pad such that it can be removed from below the drip pad? [265.443(b)(3)]	____	____

Date _____
Inspector _____
Facility ID # _____

	YES	NO
3. Is the date, time and quantity of any leakage collected and removed from this system documented in the operating log? [265.443(b)(3)]	____	____
4. Is the drip pad maintained such that it remains free of cracks, gaps, corrosion or other deterioration that could cause hazardous waste to be released from the pad? [265.443(c)]	____	____
5. Is the drip pad and associated collection system designed and operated to convey, drain and collect liquid resulting from drippage or precipitation in order to prevent run-off? [265.443(d)]	____	____

Section F - Run-On & Run-Off Control

1. Is the drip pad protected by a structure as described in 265.440(b)?	____	____
If yes, skip to Section G.		
2. If not protected by a structure as described in 265.440(b), has the owner/operator designed, constructed, operated and maintained a run-on control system capable of preventing flow onto the drip pad during peak discharge of a 24-hour 25-year storm? [265.443(e)]	____	____
3. Does the system have sufficient excess capacity to contain any run-on that might enter the system to collect and control at least the water volume resulting from a 24-hour 25-year storm? [265.443(e)]	____	____
4. If not protected by a structure as described in 265.440(b), has the owner/operator designed, constructed, operated and maintained a run-off management system to collect and control at least the water volume resulting from a 25-year storm? [265.443(f)]	____	____

Section G - Operation

1. Has the drippage and accumulated precipitation been removed from the associated collection system as necessary to prevent overflow onto the drip pad? [265.443(g)]	____	____

Date _____
Inspector _____
Facility ID # _____

	YES	NO
2. Is the drip pad surface cleaned thoroughly in a manner and frequency such that accumulated residues of hazardous waste or other materials are removed so as to allow weekly inspections of the entire drip pad surface without interference or hindrance from accumulated residues of hazardous waste and other materials? [265.443(i)]	____	____
If yes, has the owner/operator documented the date and time of each cleaning? [265.443(i)]	____	____
Is the cleaning procedure used described in the facility's operating log? [265.443(i)]	____	____
3. Is the drip pad operated and maintained in a manner to minimize tracking of hazardous waste or hazardous waste constituents off the drip pad as a result of activities by personnel or equipment? [265.443(j)]	____	____
4. After being removed from the treatment vessel, is treated wood from pressure and non-pressure processes being held on the drip pad until drippage has ceased. [265.443(k)]	____	____
If yes, has the owner/operator maintained records sufficient to document that all treated wood is held on the pad following treatment?	____	____
5. Are the collection and holding units associated with run-on and run-off control systems emptied or otherwise managed as soon as possible after storms to maintain design capacity of the system? [265.443(l)]	____	____
6. Has the owner/operator maintained as part of the facility operating log documentation of past operating and waste handling practices? [265.443(n)]	____	____
If yes, does it include:		
a. preservative formulations used in the past?	____	____
b. description of drippage management practices?	____	____
c. description of treated wood storage and handling practices?	____	____

Date _____
Inspector _____
Facility ID # _____

	YES	NO
Section H - Release of Hazardous Waste		
1. Throughout the active life of the drip pad, has the owner/operator detected a condition that may have caused or has caused a release of hazardous waste? [265.443(m)]	____	____
If no, skip to Section I.		
2. Has the condition been repaired within a reasonably prompt period of time following discovery? [265.443(m)]	____	____
Upon detection of a condition that may have caused or has caused a release of hazardous waste, did the following occur;		
3. Has a record of the discovery been entered in the facility operating log? [265.443(m)(1)(i)]	____	____
4. Was the portion of the drip pad affected by the condition immediately removed from service? [265.443(m)(1)(ii)]	____	____
5. Has the steps for repair of the drip pad been determined, any leakage been removed from below the drip pad and a schedule for clean up and repair been established? [265.443(m)(1)(iii)]	____	____
6. Within 24 hours after discovery of the condition, was the Regional Administrator notified and with in 10 working days was a written notice provided to the Regional Administrator with a description of the steps that will be taken to repair the drip pad, clean up any leakage and the schedule for accomplishing this work? [265.443(m)(1)(iv)]	____	____
7. Upon completing all repairs and clean up, has the owner/operator notified the Regional Administrator in writing and provided a certification, signed by an independent, qualified, registered PE, that the repairs and clean up have been completed in accordance with the written plan submitted in accordance with paragraph 265.443(m)(1)(iv)? [265.443(m)(3)]	____	____

Date _____
Inspector _____
Facility ID # _____

	YES	NO
Section I - Record Keeping		
1. During construction or installation, was the liner and cover system e.g., membranes, sheets or coatings inspected for uniformity, damage and imperfections e.g., holes, cracks, thin spots or foreign materials? [265.444(a)]	____	____
2. Immediately after construction or installation, was the liner inspected and certified as meeting the requirements of 265.443 by an independent, qualified, registered PE? [265.444(a)]	____	____
If yes, is the certification maintained at the facility as part of the facility operating record? [265.444(a)]	____	____
3. Was the liner and cover inspected after installation to ensure tight seams and joints, and the absence of tears, punctures or blisters? [265.444(a)]	____	____
4. Is a contingency plan maintained that describes how an owner/operator will respond immediately to incidental drippage or kickback in the storage yard? [265.440(c)(1)]	____	____
Has the facility completed the following:		
a. clean up of drippage/kickback within 72 hours of the incident not discovery	____	____
b. documented the clean up of drippage/kickback	____	____
c. retained documentation for three years	____	____
d. managed the contaminated media in accordance with federal regulations	____	____
5. Has the facility inspected the drip pad weekly and after storms? [265.444(b)]	____	____
If yes did the facility check for the following:		
a. deterioration, malfunctions or improper operation of run-on and run-off control systems? [265.444(b)(1)]	____	____
b. the presence of leakage in and proper functioning of leakage detection system? [265.444(b)(2)]	____	____
c. deterioration or cracking of the drip pad surface? [265.444(b)(3)]	____	____

Date _____
Inspector _____
Facility ID # _____

	YES	NO
6. Are procedures described in the facility operation log that will be followed to ensure that all wastes are removed from the drip pad and associated collection system at least once every 90 days? [262.34(a)(1)(iii)(A)]	____	____
7. Is each waste removal, including the quantity of waste removed from the drip pad and the collection system and date and time of removal documented? [262.34(a)(1)(iii)(B)]	____	____

Appendix E

Tank Systems Checklist for Generators

Date_____
Inspector_____
Generator EPA ID#_____

TANKS SYSTEMS CHECKLIST FOR GENERATORS
(40 CFR Part 265, Subpart J - Tank Systems)

NOTE: If multiple tanks exist, list each tank and specify compliance or noncompliance on the facility's site plan. Indicate on site diagram which tanks are not in compliance.

1. Are tanks presently used to accumulate waste? ___Yes ___No

2. Are there any exempt tank systems present (Closed-loop Recycling System - 261.4(a)(8))? ___Yes ___No

3. Assessment of the integrity of existing tank systems (265.191):

   a. Number of existing tank systems without secondary containment (265.193) in operation, or for which installation commenced on or prior to July 14, 1986? _____

   b. Number of existing tank systems without secondary containment (265.193) in operation, or for which installation commenced on or prior to the date the contained waste became hazardous (after 7/14/86)? _____

   c. Are assessments on file for each of these tank systems (a & b)? ___Yes ___No

   If yes, do the following apply?

   (1) Assessment conducted by 1/12/88? ___Yes ___No

   (2) For wastes becoming hazardous after 7/14/86, was assessment on tank containing such waste conducted within 1 year after the date the waste became hazardous? ___Yes ___No

   (3) Certification(s) by independent, qualified, and registered P.E.(s)? ___Yes ___No

   (4) Integrity assessment(s) results?

   ___ not leaking?

   ___ unfit for use? (see item #8)

Comments:

DATE_____
FACILITY ID_____

4. New tank systems or components (265.192):

a. Number of new tank systems or components installed or put into use after 7/14/86? _____

b. Are assessments on file for each of the new tank systems or components? ___Yes ___No

If yes, do the following apply:

(1) Assessment(s) certified by an independent, qualified, registered P.E.? ___Yes ___No

(2) Assessment(s) include the following information:

- Design standards (including secondary containment unless a variance-265.193(g) has been received? ___Yes ___No

- Factor affecting corrosion potential of tanks or components in which the external shell or any external metal component is in contact with soil or water (determined by a corrosion expert)? ___Yes ___No

- The type and degree of external corrosion protection that is needed to ensure the integrity of the tank system(s) or components(s) described above (determined by a corrosion expert)? ___Yes ___No

- A determination of design or operational measures that will protect underground tank system components against potential damage from vehicular traffic? ___Yes ___No

- Design considerations to ensure that tank foundations will maintain the load of a full tank? ___Yes ___No

- Tank systems will be anchored to prevent flotation or dislodgement where it is placed in a saturated zone or is located within a seismic fault zone? ___Yes ___No

- Tank systems will withstand the effects of frost heave? ___Yes ___No

c. Are certification statements by a qualified installation inspector or qualified registered professional engineer on file to attest:

(1) to proper tank system or component installation, tank system tightness, and that necessary repairs were performed if needed? ___Yes ___No

(2) That backfill, used for underground tank systems or components, was made up of noncorrosive, porous and homogeneous materials that were placed properly around the system or component to ensure proper support? ___Yes ___No

(3) That ancillary equipment has been supported and and protected against physical damage and excessive stress due to settlement, vibration, expansion or contraction? ___Yes ___No

(4) That the type and degree of corrosion protection necessary was provided, based on the certified design assessment of the system? ___Yes ___No

(5) That an independent corrosion expert ensured the proper installation of a corrosion protection system if it was field-fabricated? ___Yes ___No

d. Has secondary containment been provided as required in 265.193 (see Item #6)?

(1) Has a variance (265.193(g)) been obtained from secondary containment? ___Yes ___No

Comments:

5. Containment and detection of releases (265.193).

NOTE: Tank systems storing hazardous waste that contain no free liquids and are located within buildings with impermeable floors are exempt from these requirements (265.190(a)).

a. How old are the existing tank systems? ____

(1) If not known, what is the age of the facility? ____

b. How many existing systems are being used to store or treat dioxin containing wastes: F020, F021, F022, F023, F026, and F027? ____

c. Are there any existing tank systems which are used to store or treat materials which became hazardous wastes after 1/12/87? ___Yes ___No

(1) How many? ____

d. Use the guidelines in 265.193(a)(1)-(5) to determine when secondary containment meeting the requirement of 265.193 is to be provided (use narrative explanation sheet if necessary).

e. Have any variances (265.193(g)) from secondary containment been requested for existing tank systems? ___Yes ___No

f. Are leak tests meeting the requirements of 265.191(b)(5) conducted annually for non-enterable underground tanks without secondary containment? ___Yes ___No

g. Are leak tests as described above, or internal inspections or other tank integrity examinations done by an independent, qualified, registered P.E. annually for all other types of tanks systems and ancillary equipment? ___Yes ___No

h. Are records of the results of leak tests or other tank integrity assessments kept on file? ___Yes ___No

i. Were any tank systems or components found to be leaking or unfit for use as a result of leak tests or other assessments?

NOTE: If the answer is yes, refer to item #8 - Response to leaks or spills and disposition of leaking or unfit-for-use tank systems (265.196).

Comments:

6. Secondary containment systems (265.193(b)-(f)).

a. Has secondary containment been provided for any tank system or component (see Items 4.d., 5.d, and 9.f)? ___Yes ___No

b. If yes, has the containment system been:

(1) Designed, installed, and operated to prevent any migration of wastes or accumulated liquid out of the system to the soil, ground water, or surface water at any time during its use? ___Yes ___No

(2) Capable of detecting and collecting releases and accumulated liquids until the collected material is removed? ___Yes ___No

c. To satisfy b., has the containment system been:

(1) Constructed of or lined with materials that are compatible with the waste(s) to be contained? ___Yes ___No

(2) Provided with sufficient strength and thickness to prevent failure due to pressure gradients, physical contact with waste it is exposed to, climatic conditions, the stress of installation, and the stress of daily operations including vehicular traffic? ___Yes ___No

(3) Placed on a foundation or base capable of providing support to the system, resistance to pressure gradients above and below, and protection against failure due to settlement, compression or uplift? ___Yes ___No

(4) Provided with a leak detection system that is designed and operated so that it will detect the failure of either the primary and secondary containment structure or any release of waste or accumulated liquid into the secondary containment system within 24 hours or at the earliest practicable time based on existing leak detection technology and site conditions? ___Yes ___No

(5) Sloped or otherwise designed or operated to drain or remove liquids resulting from leaks, spills, or precipitation? ___Yes ___No

d. Which device below is used to provide secondary containment for tanks? (Check those that apply.)

___(1) A liner (external to the tank)
___(2) A vault
___(3) A double-walled tank
___(4) An equivalent device approved by the Department.

e. If an external liner system is used, has it been:

(1) Designed or operated to contain 100% of the capacity of the largest tank within its boundary? ___Yes ___No

(2) Designed or operated to prevent run-on or infiltration of precipitation into the system? ___Yes ___No

NOTE: If the containment collection system has sufficient excess capacity - able to contain precipitation from a 25-year, 24-hour rainfall event - this feature is not necessary.

(3) Determined to be free of cracks and gaps? ___Yes ___No

(4) Designed and installed to completely surround the tank and to cover all surrounding earth to prevent lateral and vertical migration of waste? ___Yes ___No

f. If a vault system is used, has it been:

(1) Designed or operated to contain 100% of the capacity of the largest tank within its boundary? ___Yes ___No

(2) Designed or operated to prevent run-on or infiltration of precipitation into the system (see note above)? ___Yes ___No

(3) Constructed with chemical-resistant water stops in place at all joints (if any)? ___Yes ___No

(4) Provided with an impermeable interior coating or lining that is compatible with the accumulated waste to prevent migration into the concrete? ___Yes ___No

(5) Provided with protection against the formation and ignition of vapors within the vault if the wastes being accumulated are ignitable or reactive? ___Yes ___No

(6) Provided with an exterior moisture barrier or otherwise designed or operated to prevent migration of moisture into the vault (if it is subject to hydraulic pressure)? ___Yes ___No

g. If double-walled tanks are used, are they:

(1) Designed as an integral structure so that the outer shell will contain releases from the inner tank? ___Yes ___No

(2) Protected, if constructed of metal, from corrosion on the inner tank interior and outer shell exterior? ___Yes ___No

(3) Provided with a built-in, continuous leak detection system capable of detecting a release within 24 hours or at the earliest practicable time based on existing technology and site conditions? ___Yes ___No

Comments:

DATE_____
FACILITY ID_____

7. General operating requirements (265.194).

a. Is there any evidence of ruptures, leaks, corrosion, or failure in the tank system or ancillary equipment? ___Yes ___No

NOTE: If the answer is yes, explain in the narrative report.

b. Are appropriate controls and practices such as the following used to prevent spills and overflows from tanks or secondary containment systems:

(1) Spill prevention controls (e.g, check valves, dry discount couplings, etc.)? ___Yes ___No

(2) Overfill prevention controls (e.g., level sensing devices, high level alarms, automatic feed cutoff, or bypass to a standby tank)? ___Yes ___No

(3) Maintenance of sufficient freeboard in uncoverd tanks to prevent overtopping by wave, wind action, or precipitation? ___Yes ___No

c. Have any leaks or spills occurred in a tank system or its ancillary equipment? ___Yes ___No

NOTE: If the answer is yes, explain what steps were taken in response to this situation in the narrative report (see item #8 - 265.196).

Comments:

8. Inspections (265.195).

a. Does the owner/operator inspect the following, each operating day, where present:

(1) Overfill/spill control equipment (e.g. waste-feed cutoff systems, bypass systems, and drainage systems)? ___Yes ___No

(2) Aboveground portions of the tank system to detect corrosion or releases of waste? ___Yes ___No

(3) Data gathered from monitoring equipment and leak detection equipment (e.g. pressure and temperature guages, monitoring wells)? ___Yes ___No

(4) The construction materials and the area immediately surrounding the externally accessible portion of the tank system including secondary containment structures (e.g. dikes) to detect erosion or signs of releases of hazardous waste (e.g. wet spots, dead vegetation)? ___Yes ___No

b. Are cathodic protection systems, if present, inspected according to the following schedule:

(1) Six months to confirm the proper operation of the cathodic protection system after the initial installation, and annually thereafter? ___Yes ___No

(2) Every other month to inspect sources of impressed current? ___Yes ___No

c. Are the inspection results documented in the operating record of the facility?

Comments:

9. Response to leaks or spills and disposition of leaking or unfit-for-use tank systems (265.196).

a. If a tank or secondary containment system has a leak or a spill has occurred, was the system immediately removed from service and the flow of hazardous waste into the system immediately stopped? ___Yes ___No

(1) If the release was from the tank system, was as much of the waste as necessary removed within 24 hours or at the earliest practicable time after its detection to allow inspection and repair to be performed? ___Yes ___No

(2) If the release was to the secondary containment system, were all released materials removed within 24 hours or in as timely a manner as possible to prevent harm to human health and the environment? ___Yes ___No

b. If there was a visible release to the environment, was a visual inspection conducted by the owner/operator? ___Yes ___No

(1) Was further migration of the leak or spill to soils or surface water prevented? ___Yes ___No

(2) Was the visible contamination removed and properly disposed of? ___Yes ___No

c. Was the release to the environment reported to the Department within 24 hours of detection? ___Yes ___No

NOTE: A leak or spill of less than or equal to a quantity of one pound of hazardous waste and that is immediately contained and cleaned up is exempted from this requirement.

d. Was a report to the Department, as specified in 265.196(d)(3), submitted within 30 days for nonexempt releases? ___Yes ___No

e. If a leak was the cause of a release, was the system repaired before being returned to service? ___Yes ___No

f. If the leak caused a release to the environment from a component of a tank system without secondary containment, was that component provided with secondary containment as specified in 265.193 before it was returned to service (see Item #6)? ___Yes ___No

NOTE: If the leaking component is aboveground and can be inspected visually, secondary containment does not need to be provided after repair.

***: If a component was replaced in order to repair the system, the owner or operator must comply with the standards for new tank systems or components 265.192 and 265.193 (see item #4).

g. Was a major repair performed to return the tank system back to service? ___Yes ___No

(1) If yes, was a certification of this major repair done by an independent, qualified, registered P.E. before the system was returned to service? ___Yes ___No

(2) Was this certification submitted to the department within 7 days after returning the system to service? ___Yes ___No

Comments:

DATE_____
FACILITY ID_____

10. Closure and post-closure care (265.197).

a. At closure of a tank system, did the owner/operator remove or decontaminate all waste residues, contaminated containment system components, contaminated soils, and structures and equipment contaminated with waste, and manage them as hazardous waste? ___Yes ___No

Comments:

11. Special requirements for ignitable or reactive wastes (265.198).

a. Are ignitable or reactive wastes placed in tanks? ___Yes ___No

(1) If yes, are they treated, rendered, or mixed before or immediately after placement in the tank system so that:

- The resulting waste, mixture, or dissolved material no longer meet the definition of ignitable or reactive waste and 265.17(b) is complied with? ___Yes ___No

OR

- The waste is stored or treated in such a way that is protected from any material or conditions that may cause the waste to ignite or react? ___Yes ___No

NOTE: If yes, use narrative explanation sheet to describe separation and confinement procedures. If no, use narrative explanation sheet to describe sources of ignition or reaction.

OR - The tank system is used solely for emergencies? ___Yes ___No

b. Are protective distances maintained between the tank accumulation areas and any public ways, streets, alleys, or adjoining property lines that can be built upon as required in Tables 2-1 through 2-6 of the National Fire Protection Association's "Flammable and Combustible Liquids Code"? ___Yes ___No

Comments:

DATE_____
FACILITY ID_____

12. Special requirements for incompatible wastes (265.199).

a. Is there evidence that incompatible wastes were in the same tank? ___Yes ___No

NOTE: If yes, use narrative explanation sheet to state the results (e.g. signs such as fire, toxic mists, heat generation, bulging containers, etc.) and whether 265.17(b) was complied with.

b. If a waste is to be placed in a tank that previously held an incompatible waste or material, was that tank washed? ___Yes ___No

NOTE: If yes, describe the washing procedure on the narrative explanation sheet. If no, was 265.17(b) complied with?

Comments:

Appendix F

Facility Checklist - Other Laws

FACILITY CHECKLIST

OTHER LAWS

In addition to the RCRA hazardous waste management standards, owners/operators must be familiar with several other environmental laws and programs. The following checklist is designed to assist owners/operators of wood preserving facilities subject to these requirements. It includes items required under the Federal Insecticide, Fungicide, and Rodenticide Act (FIFRA), the Clean Water Act (CWA), and the Comprehensive Environmental Response, Compensation, and Liability Act (CERCLA). It is not an exhaustive reference to the requirements under the respective statutes, but a general overview. Owners/operators must consult the appropriate regulations to further ascertain the extent of requirements under each program.

FEDERAL INSECTICIDE, FUNGICIDE, AND RODENTICIDE ACT

The Federal Insecticide, Fungicide, and Rodenticide Act (FIFRA) regulates chemicals with pesticidal properties that are sold in commerce as poisons. Many chemicals used by the wood preserving industry are regulated under FIFRA.

FIFRA Operating Practices

Consumer Information Sheets (CISs) ____

Wood preserving facilities must ensure that Consumer Information Sheets (CISs) are provided to retailers for distribution with all treated wood products.

Worker/Handler Certification ____

Wood preserving facilities must obtain proper certification for facility workers who will be handling regulated materials. Facilities should be able to provide inspectors with the following information:

____ Documents stating who is authorized to certify facility/pesticide handlers (i.e., EPA, State, Department of Defense).

____ A list of pesticide applicators who are authorized to use restricted-use pesticides.

____ All facility or personnel licenses/certificates.

Restricted-Use Pesticide Certification ____

Wood preserving formulations containing creosote, pentachlorophenol, and inorganic salts such as chromated copper arsenate (CCA) are classified as restricted-use pesticides. The application of such formulations is limited to pesticide licensed applicators or individuals under the direct supervision of a licensed pesticide applicator. Thus, if the facility is using these formulations, at least one employee must be licensed to apply restricted-use pesticides.

Container Handling ____

Wood preserving facilities must ensure that storage, mixing/loading, and container disposal areas are in compliance with FIFRA regulations. Facilities should be able to demonstrate:

____ Bulk storage areas are in compliance with Federal/State requirements.
____ The location, ventilation, segregation, shelter, and housekeeping of pesticides in storage/handling areas meet regulatory standards.
____ Security, fire protection, and warning signs are in compliance with State applicable regulations.
____ Mixing equipment and operating procedures reduce handler exposure to pesticides.
____ Employees are trained how to use safety equipment and follow safety procedures.
____ Employees are trained to properly clean and dispose of pesticide containers.

Note: *Owners/operators should pay particular attention to these requirements when performing loading, unloading, and other operations in the loading dock area and in the tank farm where these pesticides are transferred between containers and otherwise managed.*

Pesticide Disposal ____

Wood preserving facilities must dispose of pesticides in accordance with applicable pesticide container label and RCRA requirements.

Worker Safety Measures ____

Wood preserving facilities must implement necessary worker safety measures (e.g., pesticide applicators and assisting personnel may be required to wear safety gear).

Pesticide Application Practices ____

Wood preserving facilities must conduct pesticide application practices according to appropriate procedures. These procedures include:

____ Using proper dilution ratios when mixing pesticides.
____ Wearing the safety gear required by the pesticide label.

FIFRA Recordkeeping Requirements

Pesticide Registration Status ____

All wood treatment facilities must maintain a list of the type, use, and registration status of all pesticides stored and used at the facility, particularly if any are restricted- or experimental-use pesticides.

Previous Audit Records ____

Pesticide Permit Application Records ____

Inventory Records ____

Employee Training Records ____

Equipment Repair Records ____

FIFRA Reporting Requirements

Air Monitoring for Arsenic ____

Wood facilities using formulations containing arsenic are required to either conduct air monitoring on personnel working in areas where arsenic exposure might occur or require operators to wear respirators. This air monitoring must be performed in accordance with EPA's Permissible Exposure Limit (PEL) Monitoring Program and all analytical results (or the PEL checklist) must be maintained at the facility and submitted to EPA annually.

CLEAN WATER ACT

The goal of the Clean Water Act (CWA) is to restore and maintain the chemical, physical, and biological integrity of the nation's surface waters by prohibiting the discharge of pollutants to surface waters in toxic amounts. Wood preserving facilities are subject to some CWA regulations, including the requirement to obtain appropriate water permits.

CWA Operating Practices

Effluent Limitations ____

Wood preserving facilities must ensure that all facility waste water discharges are in compliance with the effluent limitation for the wood preserving industry found in 40 CFR Part 429.

NPDES Permit for Storm Water Discharge ____

Wood preserving facilities must obtain and keep on site a NPDES permit for storm water discharge. All wood preserving facilities, regardless of size, must obtain an NPDES permit for storm water discharges. Permit application requirements for storm water discharges associated with specific industrial activities can be found in 55 FR 47990. NPDES permits are issued by the EPA Regional office or by States which EPA has authorized to administer the program.

Storm Water Sampling and Flow Measurements ____

Wood preserving facilities must conduct storm water sampling and flow measurements, as specified by the NPDES permit at the correct location, with the proper frequency, and using acceptable equipment and methods. (Most CCA plants are required to perform storm water sampling on a bi-annual or annual basis; however, plants in some States are required to sample once a month per outfall. In most cases, the storm water permit will contain a discharge monitoring schedule).

Equipment Calibration and Maintenance ____

Wood preserving facilities must perform all necessary calibrations and maintenance procedures on storm water monitoring and sampling equipment.

Water Sample Procedures ____

Wood preserving facilities must use approved procedures to collect, preserve, and transport water samples.

CWA Recordkeeping Requirements

Storm Water Pollution Prevention Plan ____

Wood preserving facilities must develop and keep on file the facility's Storm Water Pollution Prevention Plan which should contain the following information:

____ A list of potential sources of storm water pollution at the plant and an evaluation of their significance.

____ The Best Management Practices (BMPs) that are appropriate to the specific site and source.

____ Implementation schedule for BMPs.

COMPREHENSIVE ENVIRONMENTAL RESPONSE, COMPENSATION, AND LIABILITY ACT

The Comprehensive Environmental Response, Compensation, and Liability Act (CERCLA) of 1980, commonly known as Superfund, authorizes EPA to respond to releases, or threatened releases, of hazardous substances that may endanger public health, welfare, or the environment. CERCLA also enables EPA to force parties responsible for environmental contamination to clean it up or to reimburse the Superfund for response costs incurred by EPA. All wood preserving facilities must adhere to CERCLA reporting requirements.

CERCLA Reporting Requirements

Hazardous Substance Release

Facilities must report any release of a hazardous substance which, within a 24-hour period, equals or exceeds a designated reportable quantity (RQ) to the National Response Center (NRC) at (800) 424-8802.

Hazardous substances and RQs are defined and listed in 40 CFR §302.4. Arsenic, chromium, creosote, and pentachlorophenol are hazardous substances often found a t wood preserving facilities. The RQs for these substances are:

- Arsenic - 1 lb.
- Chromium - 5,000 lbs.
- Creosote - 1 lb.
- Pentachlorophenol - 10 lbs.

☆ U.S. GOVERNMENT PRINTING OFFICE: 1996 – 723 - 143 / 83323

United States Government INFORMATION

Order Processing Code:
* 7939

Charge your order. It's easy! VISA MasterCard

Fax your order to (202) 512–2250
Phone your order to (202) 512–1800

❑ **YES,** Please send me _____ copies of **Wood Preserving Resource Conservation and Recovery Act Compliance Guide** S/N 055-000-00552-4 at $16 each ($20 foreign).

The total cost of my order is $ _____. Price includes regular shipping and handling and is subject to change.

Company or personal name (Please type or print)

Additional address/attention line

Street address

City, State, Zip code

Daytime phone including area code

Purchase order number (optional)

Check method of payment:

❑ Check payable to Superintendent of Documents

❑ GPO Deposit Account ☐☐☐☐☐☐☐–☐

❑ VISA ❑ MasterCard

☐☐☐☐☐☐☐☐☐☐☐☐☐☐☐☐

☐☐☐☐ (expiration date) *Thank you for your order!*

Authorizing signature 9/96

Mail order to: Superintendent of Documents
P.O. Box 371954
Pittsburgh, PA 15250–7954

Important: Please include this completed order form with your remittance.