United States
Environmental Protection
Agency

EPA-600/2-81-039
March 1981

EPA

Research and Development

RECEPTOR MODELS RELATING
AMBIENT SUSPENDED PARTICULATE MATTER
TO SOURCES

Prepared for

Office of Air Quality Planning and Standards

Prepared by

Industrial Environmental Research
Laboratory
Research Triangle Park NC 27711

RESEARCH REPORTING SERIES

Research reports of the Office of Research and Development, U.S. Environmental Protection Agency, have been grouped into nine series. These nine broad categories were established to facilitate further development and application of environmental technology. Elimination of traditional grouping was consciously planned to foster technology transfer and a maximum interface in related fields. The nine series are:

1. Environmental Health Effects Research
2. Environmental Protection Technology
3. Ecological Research
4. Environmental Monitoring
5. Socioeconomic Environmental Studies
6. Scientific and Technical Assessment Reports (STAR)
7. Interagency Energy-Environment Research and Development
8. "Special" Reports
9. Miscellaneous Reports

This report has been assigned to the ENVIRONMENTAL PROTECTION TECHNOLOGY series. This series describes research performed to develop and demonstrate instrumentation, equipment, and methodology to repair or prevent environmental degradation from point and non-point sources of pollution. This work provides the new or improved technology required for the control and treatment of pollution sources to meet environmental quality standards.

EPA REVIEW NOTICE

This report has been reviewed by the U.S. Environmental Protection Agency, and approved for publication. Approval does not signify that the contents necessarily reflect the views and policy of the Agency, nor does mention of trade names or commercial products constitute endorsement or recommendation for use.

This document is available to the public through the National Technical Information Service, Springfield, Virginia 22161.

Document No. P-A422
March 1981
Contract No. 68-02-2542 Task 8
Prepared for
U.S. Environmental Protection Agency
Research Triangle Park, North Carolina 27711

The State of the Art of Receptor Models Relating Ambient Suspended Particulate Matter to Sources

ERT
ENVIRONMENTAL RESEARCH & TECHNOLOGY, INC.
ATLANTA · CHICAGO · CONCORD, MA · FORT COLLINS, CO
HOUSTON · LOS ANGELES · PITTSBURGH · WASHINGTON, DC

EPA – RTP LIBRARY

EPA Project Officers

John O. Milliken
Robert K. Stevens

Prepared by

John G. Watson
with assistance from

William Baasel
John Bachman
Neil Berg
Glenn Cass
John Cooper
John Core
Russell Crutcher
Lloyd Currie
Joan Daisey
Stuart Dattner
Briant Davis
Ronald Draftz
Alan Dunker
Thomas Dzubay
Robert Eldred
Edward Fasiska
Sheldon Friedlander
Donald Gatz
Glen Gordon
Bruce Harris
Ronald Henry
George Hidy
Philip Hopke
Reginald Jordan
Ted Kneip
Nick Kolak
Ross Leadbetter
Richard Lee
Charles Lewis
Carol Lyons
John Milliken
Jarvis Moyers
John Overton
Thompson Pace
Skip Palenik
Terry Peterson
William Pierson
Kenneth Rahn
Philip Russell
John Spengler
Robert K. Stevens
Warren White
Jack Winchester
John Woodward
John Yocom

ACKNOWLEDGEMENTS

This report is the product of many minds, as evidenced by the authorship on the title page.

It results from a two and one half day meeting in which these researchers and users of receptor models came together in formal and informal sessions at the Quail's Roost Conference Center of the University of North Carolina located in Rougemont, North Carolina. The intimate, tranquil setting and the southern hospitality of the Quail's Roost was a major ingredient in the success of the meeting, and the staff, under the leadership of Mr. Charlie Philips, merits special appreciation.

John Cooper of the Oregon Graduate Center, Ed Macias of Washington University, John Milliken of EPA, Ron Henry and John Watson, both of Environmental Research & Technology, Inc. organized the meeting and moderated its formal sessions. Glen Gordon of University of Maryland, Jarvis Moyers of University of Arizona, Skip Palenik of McCrone & Associates, George Hidy of Environmental Research & Technology, Inc., Phil Hopke of University of Illinois, and Ed Macias of Washington University led and summarized the task force discussions to define the state-of-the-art and research needs that formed the outline of this report.

Special review presentations were prepared by John Cooper, John Watson, Ron Henry, Rich Lee of U.S. Steel, Tom Dzubay of EPA, and Sheldon Friedlander of UCLA.

Summaries of daily activities were prepared by Ted Kneip of New York University, Bill Pierson of Ford Motor Co., and Jack Winchester of Florida State University.

Bob Stevens, Tom Dzubay and Chuck Lewis, all of EPA, and Peter Mueller and Ron Henry of ERT provided critical review of the initial drafts of this document which resulted in substantial improvements.

The typing and editing support of Marge Hagy, Audrey Rose and Judith Chow of ERT, above all in the compilation of the bibliography and reproduction of equations, deserves particular recognition.

The final acknowledgement goes to those pioneers of receptor modeling who did not participate in the Quail Roost meeting but upon whose efforts the science is being developed. As much as possible, relevant references to their work have been included in the bibliography.

ABSTRACT

Receptor Models are used to determine the source contributions to ambient particulate matter loadings at a sampling site based on common properties between source and receptor. This is in contrast to a source model which starts with emission rates and meteorological measurements to predict an ambient concentration.

Three generic types of receptor model have been identified, chemical mass balance, multivariate, and microscopical identification. Each one has certain requirements for input data to provide a specified output. An approach which combines receptor and source models, source/receptor model hybridization, has also been proposed, but it needs further study.

The input to receptor models is obtained from ambient sampling, source sampling, and sample analysis. The design of the experiment is important to obtain the most information for least cost. Sampling schedule, sample duration and particle sizing are part of the ambient sampling design. Analysis for elements, ions, carbon, organic and inorganic compounds are included in the sample analysis design. Which sources to sample and how to sample them are part of the source sampling design.

In order for receptor modeling to become a useful tool, it must be developed in five major areas:

- General Theory - The generic types of receptor model are related to each other, but that relationship has not been generally established. A general theory of receptor models, including the input data uncertainties, needs to be constructed.

- Validation - Simulated data sets created from known source contributors and perturbed by random error need to be presented to models, and their source contribution predictions should be compared to the known contributions. Several models need to be applied to the same data set and their results compared.

- Standardization - Validated models need to be placed in standard form for easy implementation and use.

- Measurement Methods - Ambient and source sampling and analysis methods need to be developed, tested and standardized.

- Documentation and Education - Users need to be informed of the powers and limitations of these models and instructed in their use.

TABLE OF CONTENTS

	Page
ACKNOWLEDGEMENTS	iii
ABSTRACT	v
TABLE OF CONTENTS	vii
LIST OF ILLUSTRATIONS	ix
1. INTRODUCTION	1
2. THE RECEPTOR MODELS	7
2.1 The Chemical Mass Balance Receptor Model	8
2.2 Multivariate Models	14
2.3 Microscopical Identification Models	19
2.4 Hybrid Source/Receptor Models	22
3. RECEPTOR MODEL INPUT DATA	27
3.1 Field Study Design and Data Management	27
3.2 Source Characterization	33
3.3 Analytical Methods	37
4. RECEPTOR MODEL NEEDS	47
BIBLIOGRAPHY	50

LIST OF ILLUSTRATIONS

Figure	Title	Page
1	Source Model vs. Receptor Model Block Diagram	4
2	Plot of Predicted vs. Observed Concentration for Regression	24
3	Example of Source-Receptor Model Hybrid	26

CHAPTER 1: INTRODUCTION

There is a need today to quantify the effects of aerosol sources on ambient particulate matter loadings. Over one hundred air quality maintenance areas in the United States are not meeting primary and secondary Total Suspended Particulate (TSP) Matter Standards. These areas must submit state implementation plans showing how they will come into attainment within a specified time period. This involves the identification of major causes of 24 hour and/or annual standard violations and the application of a control strategy to eliminate those causes. The source identification step rarely receives as much attention as the control of "assumed" sources. The result of this imbalance can result in expensive controls with little or no effect on ambient air quality. Industry is reluctant to make expenditures when it sees no hard evidence that it is a major contributor to violations. Airshed residents balk at higher taxes and burning and driving restrictions in the absence of a clear relationship between those activities and air quality.

As the condition of the environment improves, people become concerned about certain amenities in addition to health effects. Industrial sources are often charged as the cause of soiling, deposition or visibility degradation in a community or area. The verification of these charges is often left to emotional pleas rather than to hard technical evidence. When an industry admits culpability, it still needs to determine which part of its process is the major contributor.

Standards for suspended particulate matter must be reevaluated every ten years. At the present time the Environmental Protection Agency is proposing a size-selective aerosol standard (Miller, et al, 1979). The economic and monitoring impacts of such a standard cannot be assessed without determining relative source contributions to the size-range under consideration.

Identifying the major sources of ambient particulate matter loadings was a fairly simple process when values exceeded 500 $\mu g/m^3$ and stack emissions were plainly visible. Control of these emitters was forthcoming and effective. At levels of 150 to 200 $\mu g/m^3$, the use of annual emission inventories focused further regulatory efforts on major sources which have resulted in more successful reductions.

Presently, at levels around 75-100 $\mu g/m^3$, the uncertainties involved in these assessments of source contributions are greater than the contributions themselves.

Source-oriented atmospheric dispersion modeling has been the major tool used in attributing ambient concentrations to source emissions. With extensively researched emission inventories and adequate meteorological information, these models have done a credible job of predicting non-reacting gaseous pollutant concentrations at receptors due to specific sources. Many times, however, predicted concentrations do not compare well with ambient measurements (e.g., Guldberg and Kern, 1978).

These source models have not proved themselves adequate for suspended particulate matter for several reasons. First, particulate matter emissions are widely dispersed and hard to quantify. Whereas most gaseous emissions can be confined to specific points (even auto tailpipes, though numbering in the millions, are identifiable and confined to roadways and parking lots), particulate matter is produced from point and nonpoint sources; every square inch of surface crossed by wind is a potential emitter. Emission factors for area sources are hard to estimate and display wide variability.

Second, the transport of aerosol is highly dependent on particle size, with larger particles settling out closer to the emission point than smaller ones or impacting out on surfaces such as trees or buildings. The particle size distributions of many aerosol sources are inadequately characterized or highly variable. Even if the distributions were available, few source models have developed mechanisms for aerosol removal. There are source models in which total reflection at ground level occurs!

Finally, the complexities of aerosol chemistry, -- the condensation and adsorption of organic vapors -- the conversion of SO_2 to sulfate species -- is not a part of the standard source models. Though these models may potentially provide useful insights, their results must not be relied upon as the definitive statement.

With the development of inexpensive and rapid chemical analysis techniques for dividing ambient and source particulate matter into its components has come another approach, the receptor model.

While the source-oriented model begins with measurements at the source (i.e., emission rates for the period under study), and estimates ambient concentrations, the receptor-oriented model begins with the actual ambient measurements and estimates the source contributions to them. Figure 1 illustrates the difference between source and receptor models.

The receptor model relies on properties of the aerosol which are common to source and receptor and that are unique to specific source types. These properties are composition, size and variability.

The composition of material from one source type is different from that of another. Auto exhaust particles contain significant amounts of lead and bromine not found in aerosol from other sources. The shapes, birefringences and x-ray diffraction patterns of certain minerals can identify which aggregate storage pile they come from if the piles contain different minerals.

The particle size distribution is dictated by the processes which generate the aerosol, the most useful size distinction being between particles greater than and less than 2 μm. Willeke and Whitby (1975), after hundreds of particle size measurements in urban situations, have found that the mass of most aerosols appears to be concentrated into two size ranges, commonly termed the coarse (particles >2 μm) and fine (particles <2 μm) particle modes. Coarse particles are primarily the result of grinding and errosive operations, the breaking up of larger material into smaller pieces. Geological material tends to dominate this mode. Fine particles are formed by the condensation of gases to particles, chemical reactions between gases yielding particles, and the coagulation of still smaller

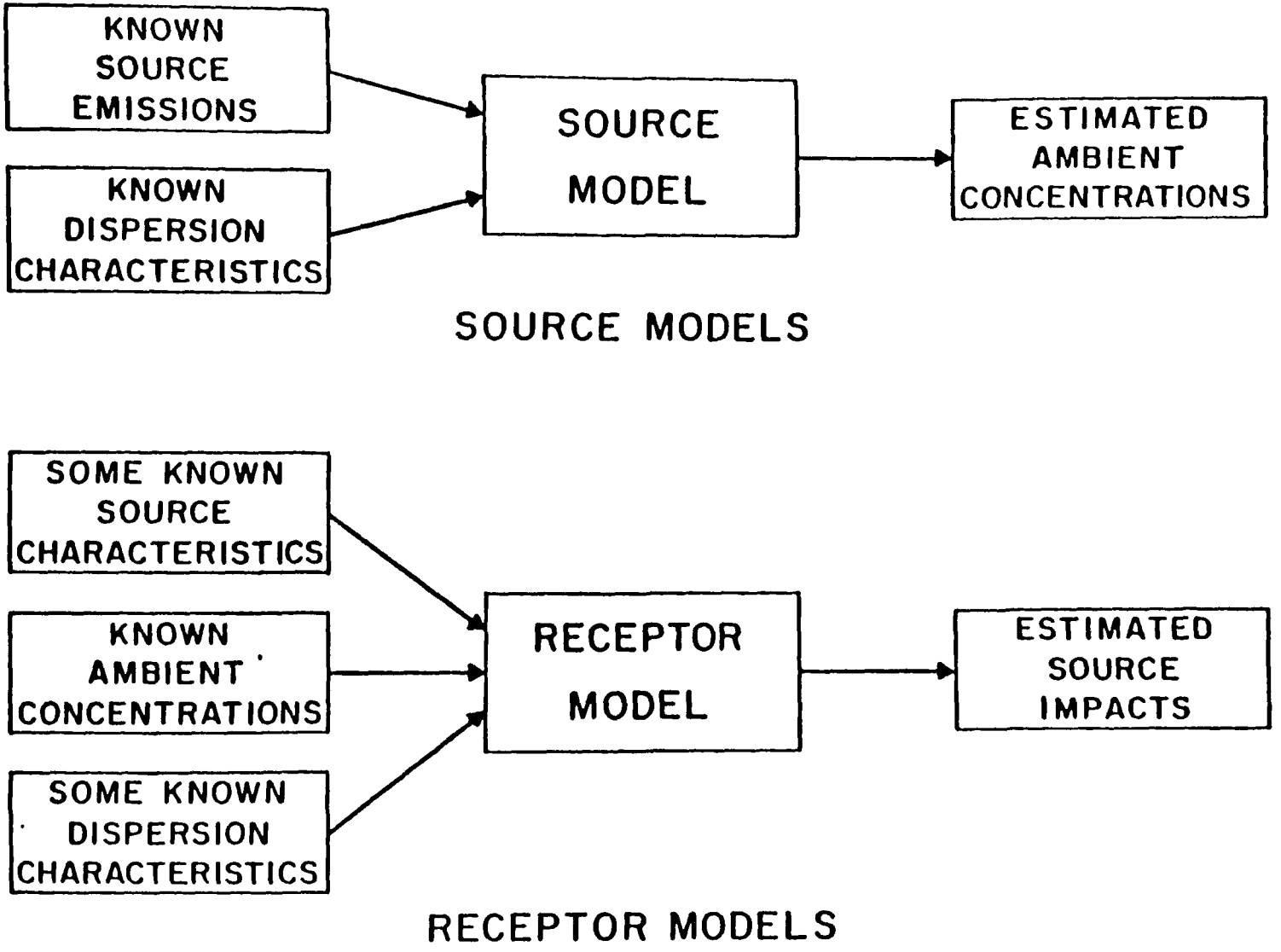

Figure 1. The source model uses source emissions as inputs, calculates ambient concentrations. The receptor model uses ambient concentrations as inputs, calculates source contributions. (From Watson, 1979)

particles. A dichotomous mass sample, the measurement of the fraction of the total mass contributed by the coarse and fine modes, is a good indicator (Dzubay and Stevens, 1975) of the relative contributions from these two broad source categories. It appears (Heisler et al., 1973) that finer gradations of particle size at source and receptor could make these classifications more specific.

The variation of particulate matter properties, both temporally and spatially, corresponds to variations of source emissions and to the variability of meteorological transport between source and receptor. Increases in ambient lead and bromine concentrations during rush hour could correspond to a known increase in auto exhaust during those time periods. Rheingrover and Gordon (1980) show spatial variability of aerosol component concentrations varying precisely with wind direction, implicating upwind sources known to emit those components. When the effects of changing meteorology are taken into account, sources with diurnal, weekly, and seasonal emission variations will engender similar variations of the components they contribute to a receptor. Source/receptor distance and wind related transport cause <u>all</u> source contributions to vary with receptor location.

The examination of these properties to identify source contributions is not new. Throgmorton and Axetell (1978) have done a credible job of tabulating and generalizing applications of receptor models in the past and Cooper and Watson (1980) and Gordon (1980) offer excellent reviews of current work. Receptor modeling is an active area of research which is on the verge of becoming a useful tool in the ambient monitoring and regulatory process. However, it needs a unified focus to direct its development.

In an attempt to provide this focus, forty-seven active receptor model users from government, university, consulting and industry met for 2 1/2 days in February 1980. They addressed the models and the information required to use them in six separate task forces:

- Chemical Element Balance Receptor Models
- Multivariate Receptor Models

- Microscopic Identification Receptor Models
- Field Study Design and Data Management
- Source Characterization
- Analytical Methods

The objectives of these inter-related task forces were to:

- define the state-of-the-art via summaries of past and present research,
- outline future research required to make the models useful tools for the scientific community, regulators, and planners,
- suggest vehicles for carrying out that research within the context of ongoing projects.

This report presents the results of this meeting with sufficient background material and references on receptor models to make the recommendations meaningful to uninitiated but potential receptor model users.

This introduction presents the general concept of a receptor model, the input it requires, and the output it produces. Chapter Two will describe chemical mass balance, multivariate, microscopic and hybrid model approaches, the specific data they require, the recognized state-of-the-art, and research directions for each model.

Having specified the data required in Chapter Two, Chapter Three will summarize the state-of-the-art of the methods of obtaining those data in terms of field study design, source characterization, and analytical methods. Areas requiring exploration and refinement will be stated.

Chapter Four makes specific recommendations for meeting the needs proposed in Chapters Two and Three.

The extensive bibliography following Chapter Four, and the liberal reference to it thoughout the text, is intended to provide direction to present and future researchers and users of receptor modeling methods.

CHAPTER 2: THE RECEPTOR MODELS

Receptor models presently in use can be classified into one of four categories: chemical mass balance, multivariate, microscopic, and source/receptor hybrids. Each classification will be treated individually, though it will become apparent that they are closely related.

The starting point for the receptor model is the source model. Though the source model may not deliver accurate results under many conditions, its limitations are primarily due to its inability to include every environmentally relevant variable and inadequate measurements for the variables it does include. The general mathematical formulations, however, are representative of the way in which particulate matter travels from source to receptor.

In general, the source model states that the contribution of source j to a receptor, S_j, is the product of an emissions rate, E_j, and a dispersion factor, D_j,

$$S_j = D_j E_j \tag{1}$$

Various forms for D_j have been proposed (Pasquill, 1974, Benarie, 1976, Seinfeld, 1975), some including provisions for chemical reactions, removal, and specialized topography. None are completely adequate to describe the complicated, random nature of particulate matter travel in the atmosphere. Similarly, E_j is difficult to quantify on an absolute basis for many sources. The advantage of the receptor model is that exact knowledge of D_j and E_j is unnecessary.

If a number of sources, p, exists and there is no interaction between their aerosols to cause mass removal, the total aerosol mass measured at the receptor, C, will be a linear sum of the contributions of the individual sources.

$$C = \sum_{j=1}^{p} S_j \tag{2}$$

Similarly, the mass concentration of aerosol property i, C_i, will be

$$C_i = \sum_{j=1}^{p} a_{ij} S_j \qquad (3)$$

where a_{ij} is the mass fraction of source contribution j possessing property i <u>at the receptor</u>.

2.1 The Chemical Mass Balance Receptor Model

Equation 3 looks similar to Friedlander's (1973) chemical element balance which has been used in Pasadena (Miller et al. 1972, Hammerle and Pierson, 1975), Chicago (Gatz, 1975), Fresno, Pomona, San Jose, Riverside (Gartrell and Friedlander 1975), New York (Kneip et al 1972, Daisey et al., 1979), Portland (Henry, 1977, Watson, 1979), Washington, D.C. (Kowalczyk et al. 1978), Denver (Heisler et al. 1980, Courtney et al., 1980), Miami (Hardy, 1979), Smokey Mountains (Stevens et al. 1980), and St. Louis (Dzubay et al 1980) to assess source contributions. If the p sources are considered "source types", that is, grouping sources with similar properties together, the set of equations like Equation 3 for all of the elemental concentrations <u>is</u> the chemical element balance.

A better name for this model might be chemical mass balance. Historically, elemental measurements were most readily available. Recent analytical developments allow chemical compounds and ions to be among the properties considered.

If one measures n chemical properties of both source and receptor, n equations of the form of Equation 3 exist. If the number of source types contributing those properties is less than or equal to the number of equations, i.e., $p \leq n$, then the source contributions, the S_j, can be calculated.

Four methods of performing this calculation have been proposed, the tracer property, linear programming, ordinary linear least squares fitting, and effective variance least squares fitting.

The tracer element method is the simplest. It assumes that each aerosol source type possesses a unique property which is common to no other source type, Equation 3 then reduces to

$$S_j = \frac{C_{t_j}}{a_{t_j j}} \tag{4}$$

for each source j with its tracer t_j. It works well when the tracers meet the following requirements:

1. $a_{t_{jj}}$ perceived at the receptor is well known and invariant.
2. C_{t_j} can be measured accurately and precisely in the ambient sample.
3. The concentration of property t_j at the receptor comes only from source type j.

These conditions cannot be completely met in practice, and by limiting the model to only one tracer property per source type, valuable information contained in the other aerosol properties is being discarded. Thus, solutions to the set of equations like Equation 3 have been developed to make use of the additional information provided by more than one unique chemical property of a source type, and even that of properties which are not so unique.

The linear programming and weighted least squares solutions deal with the case of a number of constraints, n, greater than the number of unknowns, p.

Henry (1977) has applied a linear programming algorithm (Hadley, 1962) which maximizes the sum of the source contributions subject to the following constraints:

$$0 \leq S_j \leq C \tag{5}$$

$$C_i + 3\sigma_{C_i} \leq \sum_{j=1}^{p} a_{ij} S_j \tag{6}$$

$$0 \leq \sum_{j=1}^{p} S_j + 3\sigma_C \tag{7}$$

where σ_{C_i} is the uncertainty in the measurement C_i.

This solution has not developed further.

In the ordinary weighted least squares method, the most probable values of S_j when $n > p$ are achieved by minimizing the weighted sum of squares of the difference between the measured values of C_i and those calculated from Equation 3 weighted by σ_{C_i}, the analytical uncertainty of the C_i measurement.

$$\chi^2 = \sum_{i=1}^{n} \frac{\left(C_i - \sum_{j=1}^{p} a_{ij} S_j \right)^2}{\sigma_{C_i}^2} \tag{8}$$

This solution provides the added benefit of being able to propagate the measured uncertainty of the C_i through the calculations to come up with a confidence interval around the calculated S_j.

The ordinary weighted least squares solution is incomplete, however. The ambient aerosol chemical properties, the C_i, are not the only observables on which measurements are made. The chemical properties of the source aerosol, the a_{ij}, are also measured observables, but the errors associated with those measurements are not included in the ordinary weighted least squares fit.

Dunker (1979) and Watson (1979) have applied the treatment of Britt and Luecke (1973) to the solution of a set of Equations 3. The maximum likelihood solution minimizes the function

$$\chi^2 = \sum_{i=1}^{n} \frac{\left(C_i - \sum_{j=1}^{p} a_{ij} S_j \right)^2}{\sigma_{C_i}^2 + \sum_{j=1}^{p} \sigma_{a_{ij}}^2 S_j^2} \tag{9}$$

where $\sigma_{a_{ij}}$ is the uncertainty associated with the a_{ij} measurement.

This solution provides two benefits. First, it propagates a confidence interval around the calculated S_j which reflects the cumulative uncertainty of the input observables. The more precise the measurements of the ambient source property concentrations are, the better the estimate of the source contributions will be. The second benefit provided by this "effective variance" weighting is to give those chemical properties with larger uncertainties, or chemical properties which are not as unique to a source type, less weight in the fitting procedure than those properties having more precise measurements or a truly unique source character.

In a series of simulation studies on artifically generated, randomly perturbed data sets, Watson (1979) shows that these benefits are indeed realized in practice.

Each least squares solution exhibits instabilities when source compositions are similar, though not exact. Very large or negative source contributions result. Other fitting methods such as constrained least squares (Twomey, 1977) and non-negative least squares (Leggett, 1977) need to be explored with the addition of the uncertainties in the source compositions.

The input data required for the chemical mass balance consist of the following:

1. The concentrations of the chemical components which comprise the total mass of the sample, the C_i, and their precisions, the σ_{C_i}.

2. The number, p, and identification of source types contributing to the receptor samples.

3. *The source type compositions, the* a_{ij}, *and their* variabilities $\sigma_{a_{ij}}$.

Obtaining this input data is not a trivial matter. The greatest progress in recent years has been made in obtaining the data in requirement 1, the ambient chemical component concentrations. Chapter Three will present the most widely used sampling and analytical tools.

Meeting the second data requirement is more difficult. In fact, one of the objectives of the receptor model must be to identify as well as to quantify source contributions. The maximum number of source types affecting a sampler in a given airshed will surely correspond to the ones located within that airshed. Some, such as geological material, automobile exhaust, oil and wood combustion are located throughout the airshed and might be included first. Gaps between the calculated and measured aerosol property concentrations suggest other sources, which are included in a new calculation, yielding new gaps, suggesting new sources, etc. Watson (1979) tried this in Portland. Although the results are reasonable, they are also subjective. A method of identifying the sources in the mass balance needs to be devised.

A variation of the chemical mass balance which has been used to identify additional source types is the enrichment factor defined as

$$E_i = \frac{C_i / C_t}{a_{ib} / a_{tb}} \tag{10}$$

where the b subscript refers to a dominant source type contribution, usually crustal material, and the t subscript identifies a tracer element, such as Al or Fe, unique to that source type. Substituting Equations (3) and (4) into Equation 10 yields

$$E = 1 + \frac{\sum_{j \neq b}^{p} a_{ij} S_j}{a_{ib} S_b} \tag{11}$$

If no other sources of chemical component i exist, $E_i = 1$. E_i greater than one implies sources of component i other than source b. For example, King et al. (1976) noticed a high Sb enrichment at one site in Cleveland, Ohio. Further investigation revealed the existence of a nearby chemical plant producing Sb compounds.

Ambient aerosol property measurements are quite sophisticated; the state of source measurements is atrocious. Certain aerosol property measurements have been made on emissions from geological material (Rahn, 1976), auto exhaust (Pierson and Brachaczek, 1974), marine background (Hidy et al. 1974), coal combustion (Gladney et al. 1976), municipal incinerators (Greenberg, 1978), iron and steel blast furnaces (Jacko, 1977), tire dust (Pierson and Brachaczek, 1974), copper smelters (Zoller et al. 1978), vegetative burning (Core and Terraglio, 1978), kraft recovery boilers (Watson, 1979) and cement plants. The references cited are representative rather than exhaustive. These tests seldom provide a full accounting of aerosol properties, have not taken samples similar to the ambient samples, report no confidence intervals on the measurements, and do not fully describe the operating parameters of the source at the time of the test.

Even if a methodology existed for exactly quantifying the source type compositions, it is unlikely that all individual emitters would have the same composition or even that the composition would remain the same over the period of time during which ambient samples are taken.

The source contributions of aerosol formed from gaseous emissions, such as sulfate, nitrate and certain organic species, cannot be quantified by chemical mass balance methods. Watson (1979) proposes a unique source type which will put an upper limit on the contributions of secondary aerosol sources, but it cannot attribute those contributions to specific emitters.

Even given these limitations, users of the chemical mass balance feel that the method has been developed to the point where it can frequently be used as a basis for state implementation plans for the control of particulate matter pollution. It is conceptually simple, based on real data, and given the proper input data, it is able to

quantitatively apportion contributions of sources to ambient air quality. The difference between the mass concentration at the receptor and the sum of the source contributions offers a consistency check; if the sum is much greater than the total mass, one or more of the source contributions have been over-estimated; if the sum is much less than the mass, sources have been left out or some of those included do not belong. This same check can be applied to chemical components not included in the fitting procedure.

Major source contributions are quantified with greater precision than minor contributions, but this may not be a limiting feature for many purposes. Watson (1979) observed that the industrial source contributions to the Portland airshed were subject to large uncertainties; if their exact determination was required, the results would have been inadequate. However, for the control-strategy-planning purposes of that study, they were sufficient for concluding that the maximum possible industrial contributions were not causing standards violations.

The future development of the chemical mass balance receptor model must include:

- More chemical components measured in different size ranges at both source and receptor.
- Study of other mathematical methods of solving the chemical mass balance equations.
- Validated and documented computer routines for calculations and error estimates.
- Extension of the chemical mass balance to an "aerosol properties balance" to apportion other aerosol indices such as light extinction.

2.2 Multivariate Models

The chemical mass balance uses the aerosol property of chemical composition. If source and ambient samples are taken in more than one size range, the size property can be used to separate the contributions

of one source from another. The mass balance presently has no way to incorporate the variability of ambient concentrations and source emissions. The multivariate methods can do this.

Linear regression (Kleinman, 1977, 1980, Hammerle and Pierson, 1975, Neustadter et al., 1976), correlation (Moyers et al., 1977, Cahill et al., 1977) and factor analysis (Hopke et al., 1976, Henry, 1977) are the forms these models take.

While the chemical mass balance receptor model was easily derivable from the source model and the elements of its solution system were fairly easy to present, this is not the case for multivariate receptor models.

Watson (1979) has carried through the calculations of the source-receptor model relationship for the correlation and principal components models in forty-three equation-laden pages. Only a few highlights can be offered here.

The mathematical obfuscation of these models must not remove the requirement that every receptor model must be representative of and derivable from physical reality as represented by the source model. A statistical relationship between the variability of one observable and another is insufficient to define cause and effect unless this physical significance can be established.

The multivariate models deal with a series of m measurements of aerosol component i during sampling period or at sample site k. From Equation 3,

$$C_{ik} = \sum_{j=1}^{p} a_{ij} S_{jk} \qquad k=1...m \tag{12}$$

The multivariate models deal only with the C_{ik} with the objective of predicting the number of sources, p, and which a_{ij} are associated with which S_j, or more ambitiously, estimating a_{ij} and S_{jk}.

The linear regression model sets

$$\hat{C}_{vk} = a\, C_{uk} + b \tag{13}$$

where

$$a = \frac{\overline{C_v C_u} - \overline{C}_v \overline{C}_u}{\overline{C_u^2} - \overline{C}_u^2} \tag{14}$$

and

$$b = \overline{C_v} - a\, \overline{C_u} \tag{15}$$

with

$$\overline{C_v C_u} = \frac{1}{m} \sum_{k=1}^{m} C_{vk} C_{uk} \tag{16}$$

$$\overline{C_u} = \frac{1}{m} \sum_{k=1}^{m} C_{uk} \tag{17}$$

$$\overline{C_u^2} = \frac{1}{m} \sum_{k=1}^{m} C_{uk}^2 \tag{18}$$

and $\hat{C}_{vk}$ is the value calculated from Equation 12 as opposed to the measured value, C_{vk}.

When chemical components u and v originate uniquely in source type j, C_v and C_u can be replaced by Equations 4 in Equations 14 and 15 to give

$$a = \frac{a_{vj}}{a_{uj}} \tag{19}$$

$$b = 0 \tag{20}$$

The linear regression model yields the ratios of the source compositions for chemical components unique to one source.

The correlation model relies on the correlation coefficient,

$$r_{C_u C_v} = \frac{\overline{C_u C_v} - \overline{C_u}\,\overline{C_v}}{\left(\overline{C_u^2} - \overline{C}_u^2\right)^{1/2}\left(\overline{C_v^2} - \overline{C}_v^2\right)^{1/2}} \tag{21}$$

to measure the extent to which ambient concentrations u and v vary in the same way. If u and v are from the same source, then Equation 4 holds and upon incorporation into Equation 21

$$r_{C_u C_v} = 1 \tag{22}$$

The traditional factor analysis model transforms equation 12 to

$$C_{ik}^{s} = \sum_{j=1}^{p} \sigma_{ij} \; S_{jk}^{s} + d_j \; U_{ij} \tag{23}$$

where

$$C_{ik}^{s} = \frac{C_{ik} - \overline{C}_i}{\left(\overline{C_i^2} - \overline{C}_i^2\right)^{1/2}} \tag{24}$$

$$S_{jk}^{s} = \frac{S_{jk} - \overline{S}_j}{\left(\overline{S_j^2} - \overline{S}_j^2\right)^{1/2}} \tag{25}$$

and

$$\alpha_{ij} = a_{ij}\left(\frac{\overline{S_j^2} - \overline{S}_j^2}{\overline{C_i^2} - \overline{C}_i^2}\right)^{\frac{1}{2}} \tag{26}$$

where α_{ij} is called the factor loading, and is related to the source compositions through Equation 25, and S_{jk}^{s} is called the factor score, which is related to the source contributions through Equation 24. The d_j and U_j are unique factor loadings and scores, respectively, which are often left out of the analysis. The resulting is a principal components analysis

$$C^s_{ik} = \sum_{j=1}^{p} \alpha_{ij} S^s_{jk} \tag{27}$$

The factor model treats the C^s_{ik} as components of a vector for each chemical component, i, in an m-dimensional space. If Equation 3 is true, then only p vectors, where $p \leq m$, in a less complex p-dimensional space are required to produce the vectors of C^s_i. This p-space is defined by the eigenvectors of the correlation matrix of the C^s_i. These p eigenvectors merely define the space, however, and are not necessarily representative of the sources, the S^s_j vectors. They must be linearly combined to form the new source vectors.

Alpert and Hopke (1980) have experimented with an unstandardized correlation matrix with correlations between samples as opposed to the standardized correlation between chemical species of Equation 21. This approach retains more of the information in the data and allows the proportionality among the chemical species to be maintained.

The foregoing discussion can by no means initiate the casual reader to the full power and limitations of the multivariate models; it can only impress on him the complexity of the subject and the necessity to study it carefully before proceeding.

Multivariate models have been successful in identifying source contributions in urban areas. They are not independent of source composition knowledge since the chemical component associations they reveal must be verified by source emissions analyses. The linear regression model can produce the typical ratio of chemical components in a source, but only under fairly restrictive conditions. The factor and principal components analysis models require source composition estimates to find the right set of S^s_j vectors, though it seems that these a_{ij} estimates can be refined as a result of the analysis (Henry, 1977, Alpert, 1980).

The most important caveat to be heeded in the use of multivariate models is that though origination in the same source will cause two chemical components to correlate, the converse, that chemical

components which correlate must have originated in the same source, is not true. The substitution of Equation 1 into Equation 13 and its propagation through the subsequent equations shows that the correlation between elements u and v is a function of the non-source related dispersion factor, D_{ik}, as well as the source-dependent emissions factor, E_{ik}.

The only input data required of the multivariate receptor models at their present state-of-the-art are the ambient concentrations, the C_{ik}. This data set must be large (just how large is yet undefined) and must contain substantial variability. With an estimate of the a_{ij}, the source compositions and contributions can be refined. No provision has yet been made for propagating the measurement uncertainties, the σ_{C_i} and $\sigma_{a_{ij}}$, through the model or of evaluating their effect on model output as has been done for the chemical mass balance.

Future development of the multivariate models includes:

- Testing of other multivariate methods. Suggestions include ridge regression (McDonald and Schwing, 1973) regression against principal components (Henry and Hidy, 1979), clustering techniques (Gaarenstroom et al., 1977), time series analysis (Box and Jenkins, 1976), and non-parametric (Bradley, 1968) approaches. The formulation and testing of such models should draw statisticians and applied mathematicians into working with aerosol study specialists to become aware of the full range of multivariate methods available and to apply them appropriately to air quality problems.

- Creation of simulated ambient data sets from a simple source model with known source compositions and contributions perturbed by typical experimental error. The multivariate models should be applied to these data sets, as did Watson (1979) for the chemical mass balance, to determine the extent to which the models can apportion source contributions under various conditions.

2.3 Microscopical Identification Models

Microscopic identification and classification of individual aerosol particles into source categories can be a valuable tool for the study of settled and suspended atmospheric particles.

Many different optical and chemical properties of single aerosol particles can be measured, enough to distinguish those originating in one source type from those originating in another. The microscopic analysis receptor model takes the form of the chemical mass balance equations presented in Equation 3.

$$M_i = \sum_{j=1}^{p} a_{ij} S_j \tag{28}$$

where

M_i = % mass of particle i in the receptor sample
a_{ij} = fractional mass of particle type i in source type j
S_j = % of total mass measured at the receptor due to source j.

The model of Equations 3 and 28 might be better termed an aerosol properties mass balance to encompass both the chemical mass balance and microscopic receptor models.

The solutions to the set of Equations 28 are the same as those described by Equations 4, 5 to 7, 8, and 9, though only the tracer method, i.e., each receptor particle type is unique to one source type, has been used in the past.

The microscopic receptor model can include many more aerosol property measurements than those used to date in the chemical mass balance and multivariate models. It has not taken advantage of the mathematical framework developed in the other two models to deal with particle types which are not unique to a given source type or the ambient and source measurement uncertainties.

The data inputs required for this model are the ambient properties measurements, the M_i, and the source properties measurements, the a_{ij}. To estimate the confidence interval of the calculated S_j, the uncertainties σ_{M_i} and $\sigma_{a_{ij}}$ are also required. Microscopists generally agree that a list of likely source

contributors, their location with respect to the receptor, and windflow during sampling are helpful in confirming their source assignments.

The major limitation of microscopic receptor models is that the analytical method, the classification of particles possessing a defined set of properties, has not been separated from the source apportionment of those particles. Equations 28 have never been used in this application. The source identification takes place on recognition of the particle by the microscopist. The particle properties he uses for this identification are his alone (or his laboratory's) and are not subject to interpretation by another.

Source contributions assigned to the same aerosol sample have varied greatly in inter-comparison studies (Bradway and Record, 1976), but without the intermediate particle property classifications, it is impossible to ascribe the differences to the analytical portion or to the source assignment portion of the process.

Many times the microscopist relies on his past knowledge of the properties of aerosol sources without the examination of local source material. For example, a coarse particle sample taken in the vicinity of a coal fired power plant may show a 20% contribution due to flyash and an 80% contribution due to minerals. As Brookman and Yocom (1980) point out, the 20% flyash may not have come from the power plant during the sampling period. An examination of nearby soils could show a 20% flyash concentration resulting from long-term deposition. Using one of the least squares or linear programming approaches to the solution of a set of Equations 28 with local source compositions could alleviate this problem.

Though the aerosol properties mass balance suggested by the microscopic models shows promise, it is limited by the lack of a standardized, reproducible analytical method. A few laboratories are pursuing the establishment of such a method, however, and the state-of-the-art of their efforts will be summarized in Chapter Three.

Future development for this model include:

- Creation and acceptance of a standardized methodology.
- The definition of important optical criteria and their measurement/methods.
- A method of reporting and cataloging source properties by means of the chosen criteria.

2.4 Hybrid Source/Receptor Models

Until now, the receptor models have been treated as if they were completely separate entities from the source models. This need not be the case. Three examples of source/receptor model hybridization show promise, and many others are probably waiting to be developed. A source model incorporates measured or estimated values for the emission rate, E_j, and the dispersion factor, D_j, in Equation 1. Whenever either of these enter the receptor model as observables, it shall be termed a hybrid model. The three applications considered here are emission inventory scaling, micro-inventories, and dispersion modeling of specific sources within a source type.

Emission inventory scaling, proposed by Gartrell and Friedlander (1975), uses the relative emission rates of two source types subject to approximately the same dispersion factor (e.g., residential heating by woodstoves and natural gas) to approximate the source contribution from the source type not included in the chemical mass balance (e.g., natural gas combustion). The ratio of the emission rates is multiplied by the contribution of the source type which was included in the balance.

The micro-inventory approach developed by Pace (1979) has been shown to be a good predictor of annual average TSP based on a detailed assessment of emissions close to the sampling site. Four types of emissions are compiled using standard emission factors where applicable.

- o AREA emissions: annual area source particulate matter emissions within one mile of the monitor. This variable includes fugitive dust and the influence of the monitor height.

- POINT emissions: annual point source emissions within five miles of the receptor.

- LOCAL emissions: annual emissions from traffic-related sources within 200 feet of the receptor.

- VISPLUME emissions: an indicator variable for the presence or absence of traffic related/suspended dust plumes from nearby (200 ft.) streets.

Pace investigated many other variables in multiple linear regressions with TSP, but found these to be the significant ones.

Figure 2 shows the excellent relationship between predicted and measured values for the 79 data sets from four cities used by Pace to derive the following relationship:

$$\text{Annual Average TSP} = 0.0045\ (\text{AREA}) + 0.00096\ (\text{POINT}) + 50.5\ (\text{LOCAL}) + 18.6\ (\text{VISPLUME}) + \text{CITY EFFECTS} \qquad (29)$$

Pace emphasizes that Equation 29 is not applicable to other cities in an absolute sense, but he does show, with data from three other cities, that it is effective in determining the relative contributions of AREA, POINT, LOCAL, and VISPLUME effects. Large contributions from LOCAL and VISPLUME indicate that the sampler location is probably inadequate to represent the airshed as a whole, and that the best control measures are those taken in the vicinity of the monitor.

A more specific equation than Equation 29 could be calculated by adding new data sets to the 79 already in use and recalculating the coefficients, or by using the existing HIVOL sites to create a new equation.

The micro-inventory should be a pre-requisite for aerosol mass balance or microscopic model applications to identify the most likely sources for sampling, analysis and inclusion in the balance.

A major limitation of receptor models is their inability to distinguish between specific sources within a source type. Resuspended road dust may be a major cause of standard violations, but until the offending roadways can be pinpointed, a control strategy

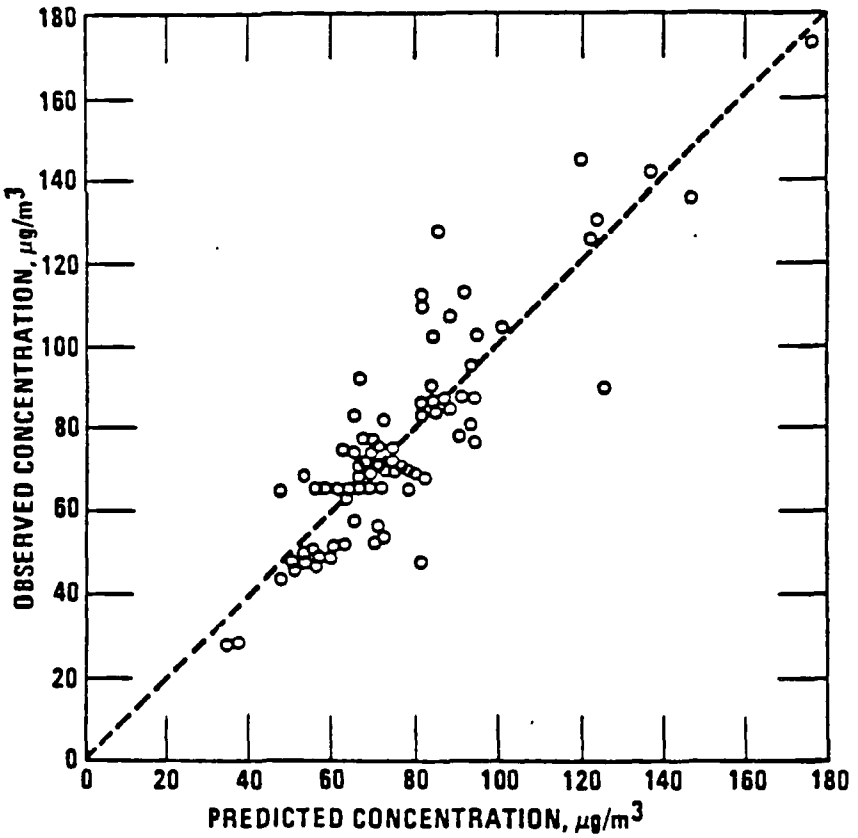

Figure 2. Plot of predicted versus observed concentration for regression. From Pace (1979)

cannot be implemented. A major limitation of source models is the necessity to estimate emission rates from the many, diverse producers of suspended particulate matter. Figure 3 schematically illustrates a possible combination of the two models. The receptor model quantifies the source type contributions. Only the major contributors need to be evaluated for the source model, so that resources which might have been used to inventory an entire airshed can be concentrated on determining emission rates from the specific emitters within a source type. This improved data with fewer source inputs should increase the accuracy with which the relative contribution from each individual source type can be calculated. An application of this hybridization has never been attempted, but it merits exploration.

Two more sets of observables are introduced into the hybrid models, the emissions factors, the E_j, and the dispersion factors, the D_j. It is the difficulty of quantifying these that led to the use of a receptor model over the source model in the first place, so it would seem there is little advantage in re-introducing them. The advantage of the hybridization is that the number of E_j and D_j can be considerably reduced and that the relative values rather than the absolute values are used. These relative values are more accurate in most cases.

Still the uncertainties σ_{E_j} and σ_{D_j} need to be evaluated and incorporated into any source/receptor hybrid model.

Future areas of development include:

- Theoretical formulation of source/receptor models.
- Validation tests with real and simulated data.

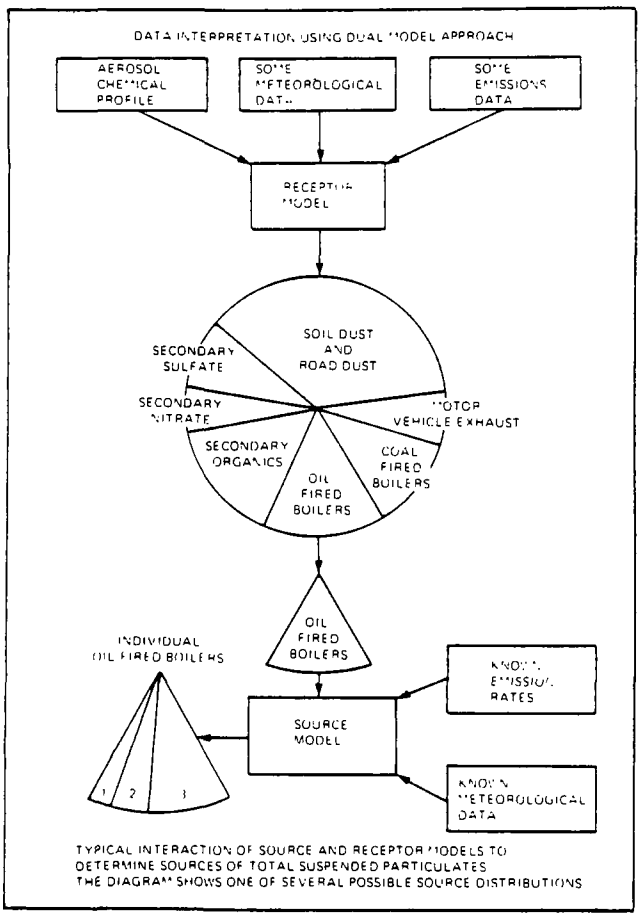

Figure 3. This source receptor model hybridization uses the receptor model to calculate the contributions of each source type and the source model to quantify the contribution of each specific source to its source type. (From ERT, 1979)

CHAPTER 3. RECEPTOR MODEL INPUT DATA

It is evident from the previous chapter that the receptor models, like all such simplified representations of reality, can return results no better than the input data with which they are supplied.

The measurements required for the present receptor model state-of-the-art include particulate matter composition, size and variability of both source and receptor. Aerodynamic diameter and variability must be distinguished at the field sampling stage (though microscopic sizing can provide an a posteriori estimate of optical diameters). While real time measurements of particle composition would be ideal, the state-of-the-art requires laboratory analysis of particulate matter collected on appropriate substrates.

In this chapter, the collection of input data for receptor models will be examined.

3.1 Field Study Design and Data Management

Few aerosol characterization studies performed in the past have been designed with the goal of applying a receptor model. The receptor models have traditionally been developed and applied after data collection as a method of interpreting large, complicated sets of measurements. This has been a productive development mechanism, but the present state-of-the-art demands a more precise definition of the goals of a study, the receptor models to be used, the input data required, and the measurement and quality assurance program to obtain that input data. These goals might include:

- studies to further validate the receptor models and measurement methods,
- evaluation of health related particulate matter constituents,
- causes of visibility impairment, and
- providing a detailed breakdown of source contributions to different particle size fractions in order to devise a control strategy.

Cost will be the primary controlling factor in the experimental design in essentially all cases. The cost of obtaining the entire population of possible measurements is prohibitive. The field study design must select a subset which is representative of the population within definable confidence limits and which can be obtained within the constraints of existing resources.

Several generalizations can be made about aerosol characterization study design based on past experience.

Existing data should be used to obtain an understanding of the area under study. These data include historical HIVOL and gas concentrations, meteorological data, emission inventories, chemical and optical analyses, and the results of dispersion modeling. Step-by-step procedures of how to use this information need to be developed.

Siting of monitoring stations should take advantage of existing sites with consideration to land use categories and transportation source influences. Prevailing wind directions and the locations of important sources should be located prior to siting and used in the siting process. Source-oriented sites are often useful, but both upwind and downwind, baseline or background sites are needed. Simple source-oriented modeling can provide helpful guidance for the location of sites. Hougland and Stephens (1976) describe an analytical technique for siting monitors while Stalker and Dickerson (1962) and Solomon et al. (1977) offer empirical evidence that a small network can represent an airshed as well as a larger one under certain conditions. In many cases of current interest, sampling for vertical stratification may be needed to distinguish between tall stack and ground level contributions.

The frequency and duration of measurement are important factors; source contributions at a fixed station are often short-term and to measure their variability requires sampling times of the same order as that variation. Twenty-four hour sampling is considered minimal, and shorter term sampling is often desirable. Less than 12-hr samples are usually required to relate samples to a constant wind direction.

Measurements are needed to extrapolate to annual average conditions; however, it is not necessary to sample daily to achieve this. It is important to obtain information on both intense pollution conditions (episodes) and relatively clean conditions. Thus, more samples than needed should be taken with a subset chosen for detailed analysis based on meteorological or other factors. Samples should be taken every day over selected seasonal periods rather than one per third or sixth day to capture the progression effect of multiday events.

Aerosol sampling devices must be chosen which can obtain an adequate amount of particulate matter for analysis within the sampling duration. The samplers must separate the ambient aerosol concentrations into the desired size ranges with a defined efficiency.

The particle size cuts of the sampler and their variation with respect to windspeed and wind direction (McFarland et al., 1979) must be quantified if comparability of results between one study and another is to be achieved. Several of the sampling devices available for aerosol characterization studies were intercompared via the simultaneous sampling of air during sixteen consecutive twelve-hour periods (Camp et al., 1978). More of this testing and intercomparison work is required of existing samplers.

For sampling in which the variation of aerosol concentrations with time is required, the sampler should be able to switch filters sequentially without operator attention. Camp et al. (1978) report three commercially available samplers, the automated dichotomous sampler, the sequential filter sampler, and the streaker sampler, capable of this.

Because of the re-entrainment and bounce-off problems associated with cascade impactors, which cause large particles to penetrate to the small particle stages, virtual impactors (Loo et al., 1975) and cyclone preseparators (Mueller et al., 1980) are the most commonly used size separating devices in current aerosol characterization studies.

In most studies, particularly those in which regulatory issues are addressed, a 24-hour high volume sample should accompany samples taken with other devices; the relationship of the aerosol study samples to the historical total suspended particulate matter data base can then be evaluated.

Meteorological information which has been useful to receptor model studies includes temperature, relative humidity, mixing height, windspeed and wind direction. For hybrid approaches using a source model, stability class, sigma theta and vertical temperature profiles may be needed. The wind direction is particularly important for the verification of certain receptor model source contribution predictions; definite differences should exist between samples on which the source is upwind and downwind of the receptor. Kleinman (1977) incorporated a normalization factor, which is a function of windspeed and mixing depth, to minimize dispersion related correlations from his multivariate receptor model. Existing monitoring at airports, television stations and private facilities may be sufficient for the aerosol study. These networks, their ability to meet the requirements of the study, and the data collection procedures need to be defined as part of the field study design.

Source characterization must be an integral part of any field study design. A microinventory (Pace, 1979) of each sampling site should be conducted and specimens of nearby fugitive emissions sources identified by it should be taken and analyzed. Aerosol properties of likely point source contributors identified in the emission inventory must be measured during the course of ambient sampling. Source sampling and analysis techniques need to be compatible with ambient techniques. With limited resources, not all sources can be characterized.

Priority should be given to those sources which are expected to be heavy contributors on the basis of calculated emissions (EPA, 1973), and which have not been characterized in previous studies.

The chemical components to be quantified in each sample and the analytical methods to be used should be specified before the first sample is taken. The experimental design must be reviewed to assure that the field samples will be amenable to the chosen techniques. This requires:

- Comparison of component concentrations likely to be found in samples to the lower quantifiable limits of the analytical methods. The sampling design or analytical method must be modified if the majority of the expected amounts are less than these limits.

- Selection of filter media which will not bias the aerosol measurement because of variable blank concentrations or artifact formation of the chemical species to be measured. If x-ray fluorescence is to be used, the aerosol must be deposited on the surface rather than inside of the filter to prevent absorption of x-rays by the filter material. Simultaneous sampling on more than one substrate may be required.

- Transport and storage procedures must prevent changes in the components to be quantified between sampling and analysis.

An overwhelming number of chemical compounds can be found in the typical urban aerosol, and some subset must be selected for quantification. Two general rules can narrow the scope of chemical analysis somewhat. First, the sum of the masses of chemical components measured should equal, within stated precision estimates, the total mass concentration of the aerosol. Without this equivalence one cannot necessarily assign the unaccounted for mass to a source, nor is it possible to verify the other component quantities via a mass balance. Thus the first requirement of chemical analysis is that the major chemical components of total aerosol mass in the sample are quantified.

The second requirement is that components unique to specific aerosol sources affecting the ambient sample are measured. The precise chemical species will depend on the sources in the airshed under consideration.

Most studies will require measurement of certain "basic" particulate matter species including ions, elements, and organic and inorganic carbon.

A quality assurance component must be integral to the study to verify the accuracy of its measurements and to estimate a precision for each one. This component should include co-located sampling, replicate analysis, station audits, data validation, interlaboratory comparisons and a full set of standard operating procedures. The quality of the data set generated should be discussed and should include the results of validation, analysis of outliers and overall estimates of accuracy and precision.

Every data item should be considered an interval rather than a number and the precision of each measurement determined from replicate analysis should be propagated through all calculations (Bevington, 1969).

The final important ingredient of experimental design is data management, which is normally carried out by computer. The data must be organized and merged into uniform formats accessible by the receptor models. Provisions for the entry and processing of quality assurance data will greatly reduce the efforts required for this often neglected study component. All data from initial analyses must be retained until the sorting of relevant and irrelevant information can be achieved. Economical accessibility, security and definition of uncertainty should be keynotes of data management systems for this work. Organization techniques for "data dipping" subsets of data from a number of large data bases to a microcomputer must be developed to maximize economic data handling and computation.

Though the field study design task is presented here as a separate entity, it requires a knowledge of all other aerosol study aspects and dictates which subset of the array of tools available will accomplish the goals of the study within the resources available. No two field study designs will be alike, but studies with similar goals should be similar in design.

Several generalized "ideal" or "template" designs to meet the needs of users with a specific set of goals would be helpful examples to those designing a field study for the first time.

Future development efforts in field study design and data management should include:

- Develop methodologies for choosing sampler location, sampling schedule, and sampling devices.
- Measure the collection efficiency of available samplers as a function of particle size, windspeed and wind direction.
- Create a series of "typical" design scenarios which can be specified for different aerosol study objectives.
- Develop standardized data bases from which ambient and source information can be "data dipped."

- Develop standarized receptor models for computer implementation and standard interfaces to the relevant data bases.

- Create quality assurance procedures and methods of reducing the data to assign a confidence interval to each measured quantity.

3.2 Source Characterization

All receptor models, even the source/receptor hybrids, require input data about the particulate matter sources. The multivariate models, which can conceivably be used to better estimate source compositions, require an initial knowledge of the chemical species associations in sources. The lack of knowledge of a_{ij} and σa_{ij} in Equations 3, 8, and 9 poses the greatest limitation to receptor modeling.

Existing data on characteristics of particles from various types of sources are inadequate for general use, though they have been used in specific studies with some success. Most of the source tests have been made for purposes other than receptor modeling and complete chemical and microscopical analyses have not been completed. Source operating parameters which might affect the aerosol properties of emissions have not been identified nor measured. Particle size separations are rarely the same as those measured in ambient sampling and no provision is made for likely transformations of the source material when it comes into equilibrium under ambient conditions.

For receptor modeling, the only source characteristics that are relevant are those perceived <u>at the</u> receptor. But if source components could be separated from each other at the receptor, there would be no need for a receptor model.

Stack sampling is not sufficient for characterizing all sources and may not be the best method even for ducted point sources. Because of condensation of vapors, fallout of very large particles and the neglect of non-ducted emissions, the materials collected from stacks, especially those at high temperatures, will often not represent the particles from the source as observed at a receptor several kilometers away.

Several source type categories, such as road dust, automobile exhaust and home heating, contain many individual sources whose emissions compositions may vary considerably. A source sampling program for these source types must consider the selection of a representative subset as well as the sampling mechanics.

At present, most source sampling groups measure elemental, organic or microscopic components, each depending on its area of expertise. No complete set of measurements on a single sample exist.

In spite of this criticism of existing source characterization data, knowledge of several source types and testing methods is growing. Certain aerosol property measurements have been made on emissions from geological material (Rahn, 1976), auto exhaust (Pierson and Brachaczek, 1974), marine background (Hidy et al., 1974), coal combustion (Gladney et al., 1976), municipal incinerators (Greenberg, 1978), iron and steel blast furnaces (Jacko, 1977), tire dust (Pierson and Brachaczek, 1974), copper smelters (Zoller et al., 1978), vegetative burning (Oregon Department of Environmental Quality, 1979), kraft recovery boilers (Watson, 1979) and cement plants which, though semi-quantitative for the most part, have been useful in applying receptor models. These source characterization experiences point out some of the considerations which are required of receptor model source sampling.

For use with receptor models, it is desirable to collect particles far enough from the source to allow the emissions to reach equilibrium with the atmosphere, but not so far away that the source material under test becomes contaminated with aerosol from other sources.

Armstrong et al. (1978) describe a unique approach of attaching sampling equipment to tethered balloons which are maneuvered from the ground into the plume of smokestack emissions. The payload these balloons can carry is presently low, but conceivably it could be increased to allow the placement of size-selective sampling devices in the plumes of tall point sources.

Aircraft sampling in plumes (Mroz, 1976) has long been used, but it is expensive and difficult. Sampling flowrates need to be increased because of the short period of time an airplane can remain

in the plume. A real time measurement device, such as a nephelometor, condensation nuclei counter or SO_2 monitor, is required to inform the sampler when it enters and leaves the plume so that sampling can be started and stopped accordingly. Flowrates must be changed with airspeed to maintain isokinetic conditions - this makes size-selective sampling difficult. The high cost and trouble of aircraft sampling do not encourage its widespread use for receptor model source characterization.

A promising development is that reported by Rheingrover and Gordon (1980). Using ambient samplers located in "maximum effect" areas for specific sources and wind flow patterns, they have distinguished the composition of a single point source <u>at a receptor</u>. They then use these source characteristics to represent that source in areas less affected by that source, where its contribution is not so obvious. This approach could be incorporated into field study designs in the following way:

1. After identifying major point sources, determine the "maximum effect" areas via source modeling.

2. Locate samplers and windvanes at these sites and sample simultaneously with the other receptor sites.

3. Analyze samples for all days on which the sampler is downwind of the source.

4. Determine which components of the sample are due to the source in question.

The last point is the hardest to accomplish and reverts to the question of, "If that can be done, who needs the receptor model?" The true advantage of having a sampler in the "maximum effect" area may be in eliminating the particular source it is intended to monitor from consideration in the receptor modeling at other sites; if it cannot be detected where it should hit hardest, then there is little hope of finding it elsewhere.

In-stack testing procedures are still under development with a greater inclination on the part of developers to produce samples of use for receptor modeling. In the past, few stack samples have

obtained more than mass emission rates under stack conditions. New sampling methods include dilution with clean air to simulate ambient conditions, filter media amenable to chemical analyses, and samples in size ranges similar to those sampled in ambient air (Bruce Harris, EPA/IERL, personal communication, 1980).

Detailed studies of large point sources should be done in such a way as to enhance the generality of the results. The relevant operating parameters affecting emission compositions need to be identified, measured and reported with each source test. It is only with this information that the test results can be evaluated for use in receptor model studies other than that for which the test was made.

Studies of motor vehicle emissions are difficult now and will become even more so as lead is phased out of gasoline. Studies of tailpipe emissions should be done with dilution and cooling of the exhaust. A serious drawback of individual automobile testing is the variability of emissions compositon as a function of car and driving cycle. In his review of the automobile emissions literature, Watson (1979) found the lead composition of auto exhaust varying from 12 to 70 percent, depending on the test.

Studies in tunnels (Pierson and Bracheczek, 1976, Ondov et al., 1979) and along highways (Feeney, et al., 1975), might offer more representative compositions of the motor vehicle fleet affecting receptors. At present, no components unique to diesel exhaust have been found, and with the phase-out of lead in gasoline, the major tracer for conventional engines is being lost. Much greater emphasis on the characterization of this universal aerosol source category is required.

The characterization of fugitive emissions, those originating from roadways, storage piles, and rock crushers, is extremely important for the source apportionment of the total and coarse suspended particulate matter fractions of ambient concentrations. Once likely sources are identified, ambient samples can be taken at site or bulk material can be taken to the laboratory, resuspended and sampled on a filter substrate and analyzed. Analysis of the bulk material without resuspension may yield a biased characterization

since the larger particles of the bulk sample which do not remain resuspended often have compositions differing from the smaller particles which do remain suspended (Rahn, 1976).

Source characterization results are not located in a centralized facility which is constantly updated, and each researcher has to assemble his own collection of results or use the assemblage of someone else which may not be applicable to the case under study. Fortunately, the Environmental Protection Agency has established the Environmental Assessment Data System (EADS) (Larkin and Johnson, 1979) which contains chemical compositions of particulate matter emissions tests. This existing computerized structure can provide the centralized location for receptor model source characterization information. Procedures such as those described for ambient data in the previous section, need to be developed which will allow receptor model users to access this data base over telephone lines. The data required of receptor model source tests should be incorporated into the EADS and source characterization results should report this information in an EADS compatible format.

Future development efforts in source characterization should include:

- Develop new source sampling methods including tethered balloon and ground based sampling.
- Standardize data reporting and management procedures and store all data in a central data base.
- Create a chemical component analysis protocol to obtain maximum information from each source test.

3.3 Analytical Methods

Many chemical and physical analysis methods exist to characterize particulate matter collected on a substrate. Though several methods are multi-species, able to quantify a number of chemical components simultaneously, no single method is sufficient to both quantify the majority of the collected particulate matter mass and those components which serve to identify and quantify source contributions.

After the composition measurements to be made have been selected, each analytical method must be judged in terms of four necessary and three desirable criteria. These apply not only to the analytical method, but to the laboratory performing the method.

The necessary criteria are:

1. The analytical method must have been developed and tested specifically for the analysis of suspended particulate matter.

2. Lower quantifiable concentrations of the method must be less than the concentrations expected from the ambient samples taken.

3. The method must be free of biases for all components quantified.

4. The values achieved by the method must be reproducible within defined and reasonable confidence intervals.

If an analytical method is successful for certain types of environmental samples, it is convenient to assume that it is appropriate for all samples. Hard and bitter experience shows this not to be the case for suspended particulate matter. Before a procedure can be accepted, one must have identified and corrected likely interferences, defined amenable aerosol collection substrates and sampling requirements, considered the effects of different aerosol matrices, and verified its ability to meet the final three criteria.

The amount of suspended particulate matter available for analysis depends on the ambient concentration, the flowrate of air through the substrate, the sampling duration, and the fraction of the sample presented for analysis. Cooper (1973) provides a useful tabulation of typical concentrations and ranges of urban aerosol elemental concentrations; it would be helpful to update this summary, expand it to certain chemical compounds, and stratify it by site types (urban, rural, etc.). The expected amounts available for analysis should be a factor of ten or more above the lower quantifiable concentrations of the analytical method.

Measurement accuracy can only be established through interlaboratory/intermethod comparisons and the analysis of standard reference materials. Intermethod comparisons are better for evaluating accuracy since interlaboratory analyses using the same method will exhibit the same types of biases. Urban Particulate Matter Standard Reference Material 1648 (Greenberg, 1979) provides a means for initial and routine verification of accuracy. The concentrations of additional chemical components in this standard need to be quantified and their constancy with time assessed. NBS 1648 was collected in St. Louis and is representative of the eastern city aerosol matrix. Other aerosol standards from a variety of locations would be helpful for the evaluation of analytical bias.

Replicate analyses of the same sample must return results with a standard deviation of $\pm$ 10% or less at concentrations greater than ten times the lower quantifiable limit. The data from replicate analysis should be used to define the precision of each value measured.

The desirable criteria are:

1. The method should measure a number of components in a single analysis.
2. The analysis should be non-destructive.
3. The analysis should be cost-effective.

Many analysis techniques are capable of measuring more than one chemical component of interest with adequate precision, accuracy and sensitivity. Not only do these methods save the cost of many individual analyses, they minimize the amount of sample required.

A non-destructive method is preferred since the sample can be made available for other analyses to verify the non-destructive results or to complement them with the measurement of additional chemical components.

Given the choice of analytical methods meeting the necessary and desirable criteria, the least expensive analysis per sample should be chosen. This choice may vary with the number of samples to be processed.

The range of analytical methods available for particulate matter analysis is large; many of the available methods are critically reviewed by Katz (1980). A complete review of all methods applied in the past with a view toward their use for receptor modeling does not exist, and its production would be a useful contribution to the state-of-the-art. Several analytical tools have been found to meet the stated criteria, or are in the development stages of trying to meet them, and are being used to supply the input measurements for receptor models. One means of classifying available and useful analysis procedures for source and receptor studies consists of the following categories:

1. Elements with atomic number greater than 11.
2. Carbon
3. Ions
4. Organic Compounds
5. Inorganic Compounds
6. Physical and Optical Properties

Several specific methods belonging to each category and the extent to which they meet the stated criteria are discussed here because of their widespread acceptance and use in the field of receptor modeling. Analytical methods not mentioned here should <u>not</u> be dismissed; they are also potentially useful. As the extent to which they meet the necessary and desirable criteria becomes known, their use for obtaining receptor model input data will increase accordingly.

Elements

X-ray emission spectroscopy (Giaque et al., 1974, Cahill et al., 1976) (photon or proton excited) has developed as a reliable, available, cost-effective and non-destructive elemental analysis method. More aerosol samples, numbering in the hundreds of thousands, have been analyzed by this method than by any other. The method

requires aerosol samples uniformly deposited on a thin, flat organic substrate (Teflon, nuclepore, polycarbonate and cellulose acetate membrane filters are commonly used). In typical urban samples from 10 to 20 elements are routinely measured. Biases exist due to the attenuation of light element (e.g., Al and Si) x-rays in coarse (>2 μm) particles, but corrections (Dzubay and Nelson, 1974) have been devised and applied. HIVOL samples on fibrous filters are inappropriate for this method because a portion of the aerosol penetrates beyond the filter surface and is collected within the volume of the filter material; the x-rays emitted by these particles are partially absorbed by the filter material. Spectral interferences of one element x-ray with another must be accounted for in the data reduction, but this is usually handled by the computer based spectrum processing routine (Bonner et al, 1973). Interlaboratory and intermethod comparisons (Camp et al., 1974, 1975) verify its accuracy and precision.

Instrumental neutron activation analysis (Zoller et al., 1970, Dams et al., 1970) is also reliable, available, cost-effective and non-destructive (though substantial decay times may be required before the sample can be submitted to other analyses). It equals or surpasses x-ray emission in sensitivity for many elements and allows the quantification of a number of rare-earth elements not detectable by other methods. It is more labor intensive than x-ray analysis and therefore more costly. The aerosol deposit need not be confined to the substrate surface since high energy gamma rays experience no absorption in the filter material. Suspended particulate matter on glass fiber substrates have been analyzed by neutron activation (Lambert and Wilshire, 1979) but due to the high and variable blank concentrations of certain elements in these filters their use is not recommended (Gilbert and Fornes, 1980). Several fibrous filters appropriate for HIVOL sampling (Dams et al., 1972) have been evaluated and found satisfactory. Most spectral interferences can be eliminated by optimizing irradiation time, decay time and counting time. Camp et al. (1974, 1975, 1978) have verified the accuracy and precision of the method in interlaboratory comparisons.

Atomic Absorption (AAS), Atomic Emission, (AES) and Inductively Coupled Plasma/Atomic Emission Spectroscopy (ICP/AES) (Ranweiler and Moyers, 1972, Olson et al., 1978, Lynch et al., 1980) are destructive methods, requiring sample dissolution, with the requisite sensitivity for suspended particulate matter analysis. The AAS and AES analyses are single element methods while ICP/AES is multi-element. The method is applicable to aerosol collected on fibrous as well as membrane filters, though glass fiber substrates with large and variable blank concentrations bias analytical results. The particulate matter must be totally dissolved with a minimum loss of elements through volatilization; more than one extraction procedure may be required, depending on the elements sought. McQuaker et al. (1979) and Ranweiler and Moyers (1972) describe extraction procedures and their successful applications to standard reference materials. The variable dissolution of particulate matter might be used to identify the compounds in which elements occur through a series of sequential extractions (Tessier et al., 1979); this approach has not been tried for suspended particulate matter. Intermethod comparison results of particulate matter samples are available for only a few elements (Camp et al., 1975, Walling et al., 1978, Barbaray et al., 1979); the results of these intercomparisons are variable, with some elemental concentrations being reported factors of five and six lower than the values reported by the other participating laboratories. A systematic intecomparison with the standard urban aerosol for a variety of extraction procedures is needed.

Other elemental analysis methods, including spark source mass spectrometry are available and their appropriateness for suspended particulate matter analysis needs to be evaluated.

Carbon

Though carbon is indeed an element, its quantification is not amenable to the aforementioned methods. Because of its large contribution to both source and ambient suspended particulate matter, its concentration in samples is important. Combustion in oxygen followed by CO_2 measurements, or conversion of CO_2 to CH_4 and

measurement with a flame ionization detector, can provide reproducible and quantitative total carbon values. Different atmospheres and combustion temperatures can provide an operational separation of elemental and organic carbon (Johnson and Huntzicker, 1978). Nuclear (Macias et al., 1978), solvent extractions (Appel et al., 1976, 1979), and light absorption methods have been devised. Macias et al. (1978) report some intermethod comparison results, but more interlaboratory work is needed. Carbon values for the NBS 1648 are not reported and accepted values need to be obtained.

An important development in the measurement and classification of carbon for receptor models is the quantification of the radioactive C^{14} content of suspended particulate matter by low-level counting, (Currie et al., 1978). Carbon 14 is a unique tracer for carbon from recently living material; it is nearly non-existent in emissions from fossil fuel sources.

Carbon analyses should be performed on non-carbon containing substrates, though there are possibilities of subtracting the filter blanks (R.K. Stevens, USEPA, personal communication, 1980).

Ions

A wide variety of ion analysis methods exist with adequate lower quantifiable concentrations. All are destructive, requiring dissolution of a portion of the sample. For receptor model studies, the multi-element capabilities of ion chromatography (Small, 1975) and automated colorimetry (Technicon, 1972) have resulted in the greatest volume of suspended particulate matter ion analyses being performed by one of the two methods. Practically all collection substrates are amenable to these analyses though sulfate and nitrate biases (Coutant, 1977, Meserole et al., 1979, Spicer et al., 1978) have been observed due to adsorption of sulfur and nitrogen oxide containing gases by the filter medium during sampling; the HIVOL glass fiber filter material experiences this artifact formation. Intermethod comparisons for ion chromatography (Butler et al., 1978) and automated colorimetry (Mueller et al., 1980) show them to be accurate and precise analytical methods for a number of ions.

Organic Compounds

The number of organic compounds in suspended particulate matter is high; it will probably be impractical to quantify them all. Those species important to receptor modeling will be those which are unique to certain source types and retain their chemical character between source and receptor. These compounds have not yet been identified, but a number of methods are under development for that purpose. They are all destructive and their sensitivities, accuracy and precision are unknown at the current state-of-the-art. Benzene extraction of glass-fiber filters followed by weighing of the residue has been widely used in the past to quantify the organic content of HIVOL samples, but since Grosjean (1975) showed that this solvent does not dissolve all organic materials, its use has decreased. Appel et al. (1979) propose a dual extraction on different sample sections with cyclohexane and a benzene methanol-chloroform combination; they assert that these extractions differentiate between organic material of primary and secondary origins. Daisey et al. (1979) have used ambient polynuclear aromatic hydrocarbon concentrations in receptor models. Cronn et al. (1977) have used high resolution mass spectrometry (Schuetzle et al., 1973) to identify many organic compounds in ambient aerosols. Standardized procedures, the definition of lower quantifiable limits, precision, accuracy and interlaboratory comparisons are lacking for the organic compound analysis methods.

Inorganic Compounds

X-ray diffraction analysis has been applied to suspended particulate matter samples (Davis and Cho, 1977) and can identify the types of minerals present (Davis et al., 1979). This identification is useful in distinguishing the sources of fugitive emissions. Minerals can be identified very specifically by x-ray diffraction, even to the extent of measuring crystallographic parameters and subspecies composition (such as "iron rich chlorite", etc.). Other inorganic compound analysis methods, such as ESCA, Auger Electron Spectroscopy, SIMS, Laser Raman, and IR absorption have

received limited study for aerosol analysis and could develop into useful techniques. Standardized procedures, lower quantifiable limits, precision, accuracy and interlaboratory comparisons are lacking.

Optical and Physical Properties

Microscopy, as noted earlier, can measure many properties of the aerosol by examining a number of the individual suspended particles which it comprises. Optical microscopy (McCrone and Delly, 1973, McCrone et al., 1978) is best suited to the examination of particles in the coarse mode (>2 μm optical diameter). Electron microscopy (Lee et al., 1979) can examine fine as well as coarse particles and can be automated to reduce subjectivity and analysis costs. Electron and optical microscopy standardized procedures for preparing samples, sizing particles, assigning densities, and measuring particle properties have not been developed; Crutcher (1979) has proposed procedures for optical microscopy which merit evaluation and development. Crutcher and Nishimura (1978) have also identified the sources of experimental error in microscopic analysis results as sample population statistics, mensuration methods and human factors. They propose ways to quantify these uncertainties and propagate them through the final results.

Bradway and Record (1976) and Crutcher (1978) have performed interlaboratory comparisons of optical microcopical analysis; the results cast doubt on the accuracy and precision of the method, but considering the lack of standardization among participating laboratories, these findings are not surprising. These interlaboratory tests should be undertaken again after a standard method is developed.

Development areas for analytical methods applied to receptor models should include the following:

- Critically review all aerosol analysis methods for their practicality to receptor modeling. Determine the extent to which they meet the necessary and desirable criteria. Identify potentially useful methods for development.

- Develop standard reference materials representing different ambient and source particulate matter matrices. Characterize them in terms of relevant aerosol properties.

- Standardize and conduct intermethod comparison tests of organic compound, inorganic compound, carbon, and microscopical analysis methods.

CHAPTER 4: RECEPTOR MODEL NEEDS

Receptor modeling is a new and growing field. Unlike many fields of science which start with a few key researchers and branch out to include new ones, receptor modeling's roots are spread over an array of disciplines and organizations. Nuclear spectroscopists, chemical engineers, industrial plant managers, regulatory agency personnel -- each has approached the relationship of source to receptor by aerosol properties from his own point of view. It is not surprising that a coherent theory of receptor modeling and standardized methodologies have yet to emerge.

Each of the study areas summarized in the previous sections has ended with a list of research recommendations. These lists are not exhaustive, but they do contain those issues which the most experienced scientists in the field of receptor modeling believe are in need of resolution for the specific study area. For receptor modeling in general, five major development areas exist:

The primary need of receptor modeling today is a general theory within which to operate. Each specific receptor model application should be derivable from this framework. If not, either the application of the theory is incorrect, or the theory must be changed. Throgmorton and Axetell (1978) have compiled the applications. Henry (1977) and Watson (1979) have outlined the theory including some of those applications. The theory must be expanded to include them all.

Next, the applications have to be validated and placed into standardized forms. Validation should consist of two steps. First, simulated data sets of aerosol properties should be generated from pre-selected source contributions as did Watson (1979) in his simulation studies of the chemical mass balance method. These data should be perturbed with the types of uncertainties expected under field conditions. The types of sources and their contributions predicted by the receptor model application should be compared with the known source model values and the extent of perturbation tolerable should be assessed. This will define the precision required of the input data for the application in question.

The next step in validation requires a real data set with as many properties of source and receptor as can be obtained in an area with well-known sources. All receptor models should be applied and the results should be examined for a self-consistent picture of source contributions.

This consistency should include the following elements:

1. Concentrations of all measured species should be predicted to within a specified tolerance.

2. Concentrations of chemical species which originate in a source type should be highly correlated.

3. Spatial source contribution fluctuations should be extreme for point source and smooth for homogeneously distributed.

4. For samples taken during periods of constant wind direction source contributions should be higher when a source is upwind of a receptor than when it is downwind.

5. Source contributions to different particle size ranges should be consistent with the measured size distribution of the souce emissions.

If a consistent picture does not emerge, the inconsistent applications must be reformulated or discarded. A systematic elimination of measurements from the data set should then be made to find the most cost-effective sampling and analysis scheme to provide valid information within a specified confidence interval.

The third need is standardization. The receptor model applications need to be written as standard computer routines, common data structures that can accommodate uncertainties of the observables need to be created, and sampling and analysis equipment and procedures must produce equivalent results. Field study "scenarios" for typical situations should be proposed.

The fourth need is for aerosol property measurement methods. Cost-effective aerosol composition size and variability measurements at both source <u>and</u> receptor are required for receptor models to work. Their predictions will be only as good as the information presented to them. Though several sampling and analytical techniques have reached a high degree of sophistication, many gaps remained to be filled. The

most important of these is adequate source sampling and characterization, the lack of which appears to be the major factor in limiting advances in the state-of-the-art of receptor modeling. A systematic development of source and ambient sampling and analytical techniques must be defined, priorities must be assigned, and the work must be carried out.

The fifth and final need is for documentation and education. The validation and standardization will go for naught if the practice of receptor modeling cannot be established at the state implementation plan level where it is most sorely needed. Major reviews of model applications, analytical methods, source characterization and field study design need to be prepared and communicated to those most likely to make use of them.

The mechanisms for carrying out the research required are not clear. These mechanisms must be cost-effective while involving as wide an array of talent as possible. It is evident from the meeting of experts which generated this report that cross-disciplinary and inter-institutional approaches to meeting these needs must be fomented.

Enough receptor modeling by other names is going on today that, with the proper coordination and leadership, the cost of pursuing these developments should not be prohibitive. Most of the development should take place within the context of ongoing projects. EPA, however, needs to provide the direction and small amounts of financing to get the extra mileage out of these projects.

An EPA task force on receptor models needs to be established. It should incorporate representatives of the suspended particulate matter standards making and enforcing, ambient monitoring, and source characterization entities. This task force should keep itself informed of the status of non-attainment areas and the studies being undertaken to formulate implementation plans; its members should also keep abreast of regional air quality studies funded by EPA and industry. The task force should define the needs stated in this

report in operational terms which can be economically incorporated into the ongoing studies, arrange additional financing to cover the additional scope of work, monitor the progress toward meeting the needs, and document the results. This has been done in the past for source models. Receptor models have shown enough potential that they deserve similar treatment.

BIBLIOGRAPHY

Adams, F. C. and Billiet, J. (1976). "Experimental Verification of the X-Ray Absorption Correction in Aerosol Loaded Filters," X-Ray Spectrometry, 5, 188.

Adams, F., Dams, R., Guzman, L. and Winchester, J. W. (1977). "Background Aerosol Composition on Chacaltaya Mountain, Bolivia," Atmospheric Environment, 11, 629.

Adams, F. C., and Van Grieken, R. E. (1975). "Absorption Correction for X-Ray Fluorescence Analysis of Aerosol Loaded Filters," Analytical Chemistry, 47, 1767.

Ahlberg, M. S. and Adams, F. C. (1978). "Experimental Comparison of Photon- and Particle-induced X-Ray Emission Analysis of Air Particulate Matter," X-Ray Spectrometry, 7(2), 73.

Ahlberg, M. S., Leslie, A. C. D., and Winchester, J. W. (1978). "Characteristics of Sulfur Aerosol in Florida as Determined by PIXE Analysis," Atmospheric Environment, 12, 773.

Akselsson, R., Johansson, G., Malmquist, K., Frismark, J. and Johansson, T. B. (1974). "Elemental Abundance Variation with Particle Size in Aerosols from Welding Operations," Proceedings of the Second International Conference on Nuclear Methods in Environmental Research, University of Missouri, Columbia, p. 395.

Alpert, D. J. (1980). Quantitative Apportionment of Urban Aerosol Mass by Factor Analysis. Ph.D. Dissertation, University of Illinois, Urbana, Illinois.

Alpert, D. J. and Hopke, P. K. (1980). "A Quantitative Determination of Sources in the Boston Urban Aerosol," Atmospheric Environment, 14, 1137.

Anders, U. O. (1973). "Ratio Matching: A Statistical Aid for Discovering Generic Relationships among Samples," Journal of Radioanalytical Chemistry, 16, 643.

Appel, B. R., Colodny, P., Wesolowski, J. J., (1976). "Analysis of Carbonaceous Materials in Southern California Atmospheric Aerosols," Environmental Science & Technology, 10, 359.

Appel, B. R., Hoffer, E. M., Kothny, E. L., Wall, S. M., Haik, M. and Knights, R. L. (1979). "Analysis of Carbonaceous Material in Southern California Atmospheric Aerosols 2," Environmental Science & Technology, 13, 98.

Armstrong, J. A., Russell, P. A., and Williams, R. E. (1978). "Balloon-Borne Particulate Sampling for Monitoring Power Plant Emissions," EPA/600/7-78/205, Research Triangle Park, North Carolina.

Babu, S. P. (Editor) (1975). Trace Elements in Fuel. American Chemical Society Advances in Chemistry Series 141, Washington, D.C.

Barbaray B., Contour J. P., Mouvier G., Barde R. J., Maffiolo G., Millancourt B. "Chemical Heterogeneity of Aerosol Samples as Revealed by Atomic Absorption and X-Ray Photoelectron Spectroscopy," Environmental Science & Technology, 12, 1530.

Barone, J. B., Cahill, T. A., Eldred, R. A., Flocchini, R. G., Shadoan, D. J., and Dietz, T. M. (1978). "A Multivariate Statistical Analysis of Visibility Degradation at Four California Cities," Atmospheric Environment, 12, 2213.

Baser, M.E., Pearson, M. J., Finch, J. J. and Thode, H.C. (1978). "Contributions from the Navajo Power Plant to Surrounding Ambient Particulate, Iron and Lead Levels," APCA meeting, Houston.

Bauman, S. E., Williams, E. T., Finston, H. L., Bond, A. H., Lesser, P. M. S., Ferrand, E. F. (1977). "Suspended Particulate Matter in New York City: Element Concentrations as a Function of Particle Size and Elevation above the Street," Third International Conference on Nuclear Methods in Environmental Research.

Belyaev, S. P. and Levin L. M., (1974). "Techniques for Collection of Representative Aerosol Samples," Journal of Aerosol Science, 5, 325.

Benarie, M. M. (1976). "Urban Air Pollution Modeling Without Computers," EPA-600/4-76-055, Research Triangle Park, North Carolina.

Bennett, R. L. and Knapp, K. T, (1978). "Sulfur and Trace Metal Emissions from Combustion Sources," Workshop on Measurement Technology and Characterization of Primary Sulfur Oxides Emission from Combustion Source, EPA/600/9-78-020b, Research Triangle Park, North Carolina.

Bertin, E. P. (1975). Principles and Practice of X-Ray Spectrometric Analysis 2nd Ed. Plenum Press, New York

Bertine, K. K., and Goldberg, E. D. (1977). "History of Heavy Metal Pollution in Southern California Coastal Zone - Reprise," Environmental Science & Technology, 3, 297.

Bevington, P. R. (1969). Data Reduction and Error Analysis for the Physical Sciences. McGraw Hill, New York.

Bigg, E. K. (1977). "Some Properties of the Aerosol at Mauna Loa Observatory," Journal of Applied Meteorology, 16, 262.

Biggens, P. D. E. and Harrison, R. M. (1979). "Atmospheric Chemistry of Automotive Lead," Environmental Science & Technology, 13, 558.

Biggens, P. D. E. and Harrison, R. M. (1980). "Chemical Speciation of Lead Compounds in Street Dusts," Environmental Science & Technology, 14, 336.

Blifford, I. H. and Meeker, G. O. (1967). "A Factor Analysis Model of Large Scale Pollution," Atmospheric Environment, 1, 147.

Blifford, I. H. and Gillette, D. A. (1972). "The Influence of Air Origin on the Chemical Composition and Size Distribution of Tropospheric Aerosols," Atmospheric Environment, 6, 463.

Bogen, J. (1973). "Trace Elements in Atmospheric Aerosol in the Heidelberg Area, Measured by Instrumental Neutron Activation Analysis," Atmospheric Environment, 7, 1117.

Bogen, J. (1974). "Trace Element Concentrations in Atmospheric Aerosols and Rainwater, Measured by Neutron Activation and Gamma-Ray Spectrometry," Comparative Studies of Food and Environmental Contamination, IAEA, Vienna p. 75.

Bonner, N. A., Bazen, F. and Camp, D. C. (1973). Elemental Analysis of Air Filter Samples Using X-Ray Fluroescence, Lawrence Livermore publication UCRL-51388, Livermore, California.

Bowman, H. R., Conway, J. G. and Asaro, F. (1974). "Atmospheric Lead and Bromine Concentration in Berkeley, California (1963-70)," Environmental Science & Technology, 8, 558.

Box, G. E. P. and Jenkins, G. M. (1976). Time Series Analysis: Forecasting and Control. Holden Day, San Francisco.

Boyer, K. W. and Laitinen, H. A. (1974). "Lead Halide Aerosols: Some Properties of Environmental Significance," Environmental Science & Technology, 8, 1093.

Bradley, J. V. (1968). Distribution Free Statistical Tests, Prentice-Hass, Inc., Englewood Cliffs, New Jersey.

Bradway, R. M. and Record, F. A. (1976). National Assessment of the Urban Particulate Problem, EPA 450/3-76-035, Research Triangle Park, North Carolina.

Brady, P. J. (1978). "Optimal Sampling and Analysis Using Two Variables and Modeled Cross-Covariance Functions," Journal of Applied Meteorology, 17, 12.

Brar, S. S., Nelson, D. M., Kanabrocki, E. L., Moore, C. E., Burnham, C. D. and Hattori, D. M. (1970). "Thermal Neutron Activation Analysis of Particulate Matter in Surface Air of the Chicago Metropolitan Area," Environmental Science & Technology, 4, 50.

Bressan, D. J., Carr, R. A. and Wilkniss, P. E. (1973). "Geochemical Aspects of Inorganic Aerosols Near the Ocean-Atmosphere Interface," Trace Elements in the Environment, Ed. by E.L. Kothny, American Chemical Society, Washington, D.C.

Brookman, E. T. and Yocom, J. E. (1979). Allegheny County Particulate Study, EPA-903/9-79-003, Research Triangle Park, North Carolina.

Brookman, E. T. and Yocom, J. E. (1980). "Environmental Management: A Case Study in the Use of Ambient Data for Source Assessment," Report to EPA by TRC, Wethersfield, Conn.

Britt, H. I. and Luecke, R. H. (1973). "The Estimation of Parameters in Nonlinear, Implicit Models," Technometrics, 15, 233.

Brosset, C. (1976). "Air-Borne Particles: Black and White Episodes," Ambio, 5, 157.

Brosset, C. and Ferm, M. (1977). "Man-Made Airborne Acidity and Its Determination," Atmospheric Environment, 12, 909.

Brosset, C. (1978). "Water Soluble Sulfur Compounds in Aerosols," Atmospheric Environment, 12, 25.

Buat-Menard, P. and Arnold, M. (1978). "The Heavy Metal Chemistry of Atmospheric Particulate Matter Emitted by Mount Etna Volcano," Geophysical Research Letters, 5, 245.

Buchnea, D. and Buchnea, A. (1974). "Air Pollution by Aluminum Compounds Resulting from Corrosion of Air Conditioners," Environmental Science & Technology, 8, 752.

Butler, F. E., Jungers, R. H., Porter, L. F., Riley, A. E. and Toth, F. J.(1978). "Analysis of Air Particulates by Ion Chromatograpy: Comparison with Accepted Methods," Ion Chromatographic Analysis of Environmental Pollutants, Ann Arbor Science Publishers, Ann Arbor, Michigan.

Cadle, R. D., Lazrus, A. L. and Shedlousky, J. P. (1969). "Comparison of Particles in the Fume from Eruptions of Kilauea, Mayon, and Arenal Volcanoes," Journal of Geophysical Research, 74, 3372.

Cadle, R. D. (1975). The Measurement of Airborne Particles, Wiley-Interscience, New York.

Cahill, T. A., Sommerville, R. and Flocchini, R. (1971). "Elemental Analysis of Smog by Charged Particle Beams: Elastic Scattering and X-Ray Fluorescence," Nuclear Methods in Environmental Research, Vogt, J.R., Parkinson, T.F. and Carter, R.L. Ed. University of Missouri, Columbia.

Cahill, T. A., Flocchini, R. G., Eldred, R. A., Feeney, P. J., Lange, S., Shadoan, D. and Wolfe, G. (1976). "Monitoring of Smog Aerosols with Elemental Analysis by Accelerator Beams," Accuracy in Trace Analysis: Sampling, Sample Handling, and Analysis, NBS Spec. Pub. 422, Washington, D.C., p. 1119.

Cahill, T. A., Eldred, R. A., Flocchini, R. G. and Barone, J. (1977). "Statistical Techniques for Handling PIXE Data," Nuclear Instruments and Methods, 142, 259.

Camp, D. C., Cooper, J. A. and Rhodes, J. R. (1974). "X-Ray Fluorescence Analysis. Results of a First Round Intercomparison Study," X-Ray Spectrometry, 3, 47.

Camp, D. C., Van Lehn, A. L., Rhodes, J. R. and Pradzynski, A. H. (1975). "Intercomparison of Trace Element Determination in Simulated and Real Air Particulate Samples," X-Ray Spectrometry, 4, 123.

Camp, D. C., Van Lehn, A. L. and Loo, B. W. (1978). Intercomparison of Samplers Used in the Determination of Aerosol Composition, EPA-600/7-78-118, Research Triangle Park, North Carolina.

Campbell, W. J., Marr, H. E. and Law, S. L. (1977). "Determination of Trace and Minor Elements in the Combustible Fraction of Urban Refuse," Methods and Standards for Environmental Measurement, NBS Special Publication 264, Washington D.C., p. 157.

Capar, S. G., Tanner, J. T., Friedman, M. H. and Boyer, K. W. (1978). "Multielement Analysis of Animal Feed, Animal Wastes and Sewage Sludge," Environmental Science & Technology, 12, 785.

Carbone, R. and Gorr, W. L. (1978). "An Adaptive Diagnostic Model for Air Quality Management," Atmospheric Environment, 12, 1785.

Cass, G. R. (1975). "Dimensions of the Los Angeles SO_2/Sulfate Problem," California Institute of Technology Environment Quality Lab. Memo 15, Pasadena, California.

Cass, G. R. and McRae, G. J. (1977). "Source-Receptor Reconciliation of South Coast Air Basin Particulate Air Quality," California Institute of Technology Research Report, Pasadena, California.

Cass, G. R. (1978a). "Pollutant Exposure in the Los Angeles Coastal Zone Based on Measurement Made at Lennox, California (1965-1974)," Consulting report to the University of California at Irvine School of Medicine, Irvine, California.

Cass, G. R. (1978b). "Methods for Sulfate Air Quality Management with Applications to Los Angeles," Ph.D. Dissertation, California Institute of Technology, Pasadena, California.

Cass, G. R. (1978c). "Pollutant Exposure in the Los Angeles Coastal Zone Based on Measurements," California Institute of Technology Research Report, Pasadena, California.

Cass, G. R. and Shair, F. H. (1978). "Sulfate Accumulation in the Los Angeles Sea Breeze/Land Breeze Circulation System," California Institute of Technology, Pasadena, California, August.

Cass, G. R. (1979). "On the Relationship Between Sulfate Air Quality and Visibility with Examples in Los Angeles," Atmospheric Environment, 13, 1069.

Cattell, F. C. R., Scott, W. D. and DuCros, D. (1977). "Chemical Composition of Aerosol Particles Greater than 1 μm Diameter in the Vicinity of Tasmania," Journal of Geophysical Research, 82, 3457.

Cautreels, W., Broddin, G. and Van Cauwenberghe, K. (1978). "Fast Quantitative Analysis of Organic Compounds in Airborne Particulate Matter by Mass Chromatography," Advances in Mass Spectrometry, 7B, 1674.

Charlson, R. J., Covert, D. S., Larson, T. V. and Waggoner, A.P. (1978). "Chemical Properties of Tropospheric Sulfur Aerosols," Atmospheric Environment, 12, 39.

Cholak, J. (1964). "Further Investigations of Atmospheric Concentration of Lead," Archives of Environmental Health, 8, 314.

Ciaccio, L. L., Rubino, R. L. and Flores, J. (1974). "Composition of Organic Constituents in Breathable Airborne Particulate Matter Near a Highway," Environmental Science and Technology, 10, 935.

Coles, D. G., Ragaini, R. C., Ondov, J. M., Fisher, G. L., Silberman, D. and Prentice, B.A. (1979). "Chemical Studies of Stack Fly Ash from a Coal-Fired Power Plant," Environmental Science & Technology, 13, 455.

Cooper, J. A. (1973). "Urban Aerosol Trace Element Ranges and Typical Values," Batelle Pacific Northwest Laboratories Technical Publication BNWL-SA-4690, Richland, Washington.

Cooper, J. A., Watson, J. G. and Huntzicker (1979). "Summary of the Portland Aerosol Characterization Study," APCA Meeting, Cincinnati.

Cooper, J. A., Currie, L. A. and Klouda, G. A. (1980). "Application of Carbon-14 Measurements to Impact Assessment of Contemporary Carbon Sources on Urban Air Quality," submitted to Environmental Science & Technology.

Cooper, J. A. and Watson, J. G. (1980). "Receptor Oriented Methods of Air Particulate Source Apportionment," Journal of the Air Pollution Control Association, 30, 1116.

Core, J. E. and Terraglio, F. P. (1978). "Field and Slash Burning Particulate Characterization; The Search for Unique Natural Tracers," Annual Meeting of Pacific Northwest International Section of APCA, Portland, Oregon.

Corradini, C., Dalfiume, M. and Favale, B. (1977). "On the Origin of Aerosol in an Agricultural Area of the Po Valley," Journal of Aerosol Science, 8, 231.

Courtney, W. J., Rheingrover, S., Pilotte, J., Kaufmann, H. C., Cahill, T. A. and Nelson, J. W. (1978). "Continuous Observation of Particulates during the General Motors Sulfate Dispersion Experiment," Journal of the Air Pollution Control Association, 28, 224.

Courtney, W. J., Tesch, J. W., Russwurm, G. M., Stevens, R. K. and Dzubay, T. G. (1980). "Characterization of the Denver Aerosol Between December 1978 and December 1979," APCA Meeting, Montreal.

Coutant, R. W. (1977). "Factors Affecting the Collection Efficiency of Atmospheric Sulfate," EPA-600/2-77-076, Research Triangle Park, North Carolina.

Crecelilus, E. A., Lepel, E. A., Laul, J. C., Rancitelli, L. A. and McKeever, R. L. (1980). "Background Air Particulate Chemistry Near Colstrip, Montana," Environmental Science & Technology, 14, 422.

Criss, J. W. (1976). "Particle Size and Composition Effects in X-Ray Fluorescence Analysis of Pollution Samples," Analytical Chemistry, 48, 179.

Cronn, D. (1975). Analysis of Atmospheric Aerosols by High Resolution Mass Spectrometry, Ph.D. Dissertation, University of Washington, Seattle, Washington.

Cronn, D. R., Charlson, R. J., Knights, R. L., Crittenden, A. L. and Appel, B. R. (1977). "A Survey of the Molecular Nature of Primary and Secondary Components of Particles in Urban Air by High-Resolution Mass Spectrometry," Atmospheric Environment, 11, 929.

Crutcher, E. R. (1978). "Inter-and Intra-Laboratory Comparison of Optical Microscopical Analysis of HIVOL Filters," Boeing Particle Identification Laboratory Report to EPA Region X, Ref. AHM-78, Seattle, Washington.

Crutcher, E. R. and Nishimura, L. S. (1978). "Estimates of Error in Quanitative Microscopic Analysis of Compounds," Boeing Aerospace Company, Report, Seattle, Washington.

Crutcher, E. R. (1979). "A Standardized Approach to Airborne Particulate Analysis Using Quantitative Light Microscopy," Proceedings - Institute of Environmental Sciences.

Cukor, P., Ciaccio, L. L., Lanning, E. W. and Rubino, R. L. (1972). "Some Chemical and Physical Characteristics of Organic Fractions in Airborne Particulate Matter," Environmental Science & Technology, 6, 633.

Currie, L. A., Noakes, J. E. and Breiter, D. N. (1976). "Measurements of Small Radiocarbon Samples: Power of Alternative Methods for Tracing Atmospheric Hydrocarbons," Proceedings from 9th International Conference on Radiocarbon Dating.

Currie, L. A. (1977). "Model Uncertainty and Bias in the Evaluation of Nuclear Spectra," Journal of Radioanalytical Chemistry, 39, 223.

Currie, L. A. and Murphy, R. B. (1977). "Origin and Residence Times of Atmospheric Pollutants: Application of 14C," Methods and Standards for Environmental Measurement, NBS Special Publication 264, Washington, D.C., p. 349.

Currie, L. A., Kunen, S. M., Voorhees, K. J. and Koch, W. F. (1978). "Low-Level Radiocarbon Counting and Pyrolysis/Gas Chromatography/Mass Spectrometry: Methods for Analysis of Carbonaceous Particles and Characterization of Their Sources," Conference on Carbonaceous Particles in the Atmosphere, Lawrence Berkeley Laboratory, March 20-22.

Daisey, J. M., Leyko, M. A. and Kneip, T. J. (1979). "Source Identification and Allocation of Polynuclear Aromatic Hydrocarbon Compounds in the New York City Aerosol: Methods and Applications," Polynuclear Aromatic Hydrocarbons, Ann Arbor Science Publishers, Inc., Ann Arbor, Michigan.

Dams, R., Robbins, J. A., Rahn, K. A. and Winchester, J. W. (1970). "Non-destructive Neutron Activation Analysis of Air Pollution Particulates," Analytical Chemistry, 42, 861.

Dams, R., Robbins, J. A., Rahn, K. A. and Winchester, J. W. (1971). "Quantitative Relationships Among Trace Elements Over Industrialized N. W. Indiana," Nuclear Techniques in Environmental Pollution, IAEA, Vienna, 1971, p. 139.

Dams, R., Rahn, K. A., Nifong, G. D., Robbins, J. A. and Winchester, J. W. (1971). "Multi-Element Analysis of Air Pollution Particulates by Non-destructive Neutron Activation," Proceedings of the Second International Clean Air Congress, Academic Press, New York, p. 509.

Dams, R., Rahn, K. A., Nifong, G. D., Robbins, J. A. and Winchester, J. W. (1971). "Non-destructive Multi-Element Neutron Activation Analysis of Air Pollution Particulates," in Nuclear Methods in Environmental Research, Ed. by Vogt, J. R., Parkingson, T. F. and Carter, R. L.

Dams, R., Rahn, K. A. and Winchester, J. A. (1972). "Evaluation of Filter Materials and Impaction Surfaces for Non-destructive Neutron Activation Analysis of Aerosols," Environmental Science & Technology, 6, 441.

Dams, R., Billiet, J., Block, C., Demuynck, M. and Janssens (1975). "Complete Chemical Analysis of Airborne Particulates," Atmospheric Environment, 9, 1099.

Dams, R. and DeJonge, J. (1976). "Chemical Composition of Swiss Aerosols from the Jungfraujoch," Atmospheric Environment, 10, 1079.

Dannis, M. L. (1974). "Rubber Dust from the Normal Wear of Tires," Rubber Chemistry and Technology, 47, 1011.

Dattner, S. L. (1978). "Preliminary Analysis of the Use of Factor Analysis of X-Ray Fluorescense Data to Determine the Sources of Total Suspended Particulate," Draft Report, Texas Air Control Board, Austin, Texas.

Davis, B. L. and Cho, N. K. (1977). "Theory and Application of X-Ray Diffraction Compound Analysis to High-Volume Filter Samples," Atmospheric Environment, 11, 73.

Davis, B. L. (1978). "Additional Suggestions for X-Ray Quantitative Analysis of High-Volume Filter Samples," Atmospheric Environment, 12, 2403.

Davis, B. L. (1979). "The Use of X-Ray Diffraction Quantitative Analysis in Air Quality Source Studies," Institute of Atmospheric Sciences, Rapdid City, South Dakota.

Davis, B. L., Johnson, L. R. and Flannagan, M. J. (1979). Requirements for Reducing Fugitive Particulate Emissions Over Rapid City, South Dakota-II: Wintertime Sources and Distribution, Report to EPA Region 8, Denver, Colorado, Contract # 68-02-3312.

Davis, B. L. (1980). " 'Standardless' X-Ray Diffraction Quantitative Analysis," Atmospheric Environment, 14, 217.

Davis, B. L., Maughn, D. and Carlson, J. (1980). "X-Ray Studies of Airborne Particulate Matter."

Davis, D. W., Reynolds, R. L., Tsou, G. C. and ZaFonte, L. (1977). "Filter Attenuation Corrections for X-Ray Fluorescence Analysis of Atmospheric Aerosols," Analytical Chemistry, 49, 1990.

Delumyea, R. G., Chu, L. C. and Macias, E. S. (1980). "Determination of Elemental Carbon Component of Soot in Ambient Aerosol Samples," Atmospheric Environment, 14, 647.

De Regge, P., Lievens, F., Delespaul, I. and Monsecour, M. (1976). "Comparison of Neutron Activation Analysis with Other Instrumental Methods for Elemental Analysis of Airborne Particulate Matter," Measurement Detection and Control of Environmental Pollutants, IAEA, Vienna, p. 43.

Desaedeleer, G., Mahieu, B. and Ladriere, J. (1976). "Determination of the Chemical Composition of Iron Aerosols: A Means of Tracing the Source of Iron in the Atmosphere," Measurement Detection and Control of Enviornmental Pollutants, IAEA, Vienna, p. 311.

Desaedeleer, G., Raber, E., Odom, A. I. and Thiemens, M. (1978). "Potential Toxicity of Lead Aerosols as Related to Their Emission Sources, Determined by Isotopic Analysis of Size Fractionated Aerosols," Advances in Mass Spectrometry, 7B, 1709.

Dietz, R. N., Wieser, R. F. and Newman, L. (1978). "Operating Parameters Affecting Sulfate Emissions from an Oil-Fired Power Unit," Workshop Proceedings on Primary Sulfate Emissions from Combustion Sources, Vol. 2 Characterization, EPA 600/9-78-020b, Research Triangle Park, North Carolina.

Donagi, A., Ganor, E., Shenhar, A. and Cember, H. (1979). "Some Metallic Trace Elements in the Atmospheric Aerosols of the Tel-Aviv Urban Area," Journal of the Air Pollution Control Association, 29, 53.

Draftz, R. G. (1975). "Types and Sources of Suspended Particles in Chicago," ITTRI-C9914-C01, ITT Research Institute, Chicago, Illinois.

Draftz, R. G. (1979). Aerosol Source Characterization Study in Miami, Forida: Microscopical Analysis, EPA-600/3-79-097, Research Triangle Park, North Carolina.

Duce, R. A., Hoffman, G. L. and Zoller, W. H. (1975). "Atmospheric Trace Metals at Remote Northern and Southern Hemisphere Sites: Pollution or Natural?" Science, 187, 59.

Duce, R. A., Ray, B. J., Hoffman, G. L. and Walsh, P. R. (1976). "Trace Metal Concentration as a Function of Particle Size in Marine Aerosols From Bermuda," Geophysical Research Letters, 3, 339.

Duewer, D. L., Kowalski, B. R. and Fasching, J. L. (1976). "Improving the Reliability of Factor Analysis of Chemical Data by Utilizing the Measured Analytical Uncertainty," Analytical Chemistry, 48, 2002.

Dunker, A. M. (1979). "A Method for Analyzing Data on the Elemental Composition of Aerosols," presented to the American Chemical Society, Sept. 12, 1979, Washington, D.C.

Dzubay, T. G. and Nelson, R. O. (1974). "Self Absorption Corrections for X-Ray Fluorescence Analysis of Aerosols," Advances in X-Ray Analysis, Vol. 18, Plenum Press, New York, p. 619.

Dzubay, T. G. and Stevens, R. K. (1975). "Ambient Air Analysis with Dichotomous Sampler and X-Ray Fluorescence Spectrometer," Environmental Science & Technology, 9, 663.

Dzubay, T. G. (1980). "Chemical Element Balance Method Applied to Dichotomous Sampler Data," Annals of the New York Academy of Sciences, 338.

Eiceman, G. A., Clement, R. E. and Karasek, F. W. (1979). "Analysis of Fly Ash from Municipal Incinerators for Trace Organic Compounds," Analytical Chemistry, 51, 2343.

EPA (1973). Compilation of Air Pollutant Emission Factors, EPA Publication AP-42, Research Triangle Park, North Carolina.

EPA (1975). Guidance for Air Quality Network Design and Instrument Siting, OAQPS No. 1.2-012, EPA, Research Triangle Park, North Carolina.

ERT (1979). "Aerosol Characterization Studies," service bulletin No. 33, Environmental Research & Technology, Inc., Concord, Mass.

Everitt, B. (1974). Cluster Analysis, Heinemann Educational Books, Ltd., London, England.

Feeney, P. J., Cahill, T. A., Flocchini, R. G., Eldred, P. A., Shadoan, D. J. and Dunn, T. (1975). "Effect of Roadbed Configuration on Traffic Derived Aerosols," Journal of the Air Pollution Control Association, 25, 1145.

Flocchini, R. G., Cahill, T. A., Shadoan, D. J., Lange, S. J. Eldred, R. A., Feeney, P. J., Simmeroth, D. C. and Suder, J. K. (1976). "Monitoring California's Aerosols by Size and Elemental Composition," Enviromental Science & Technology, 10, 76.

Fordyce, J. S. and Sheibley (1975). "Estimate of Contribution of Jet Aircraft Operations to Trace Element Concentration at or Near Airports," Journal of the Air Pollution Control Association, 25, 721.

Frey, J. W. and Corn, M. (1967). "Physical and Chemical Characteristics of Particulates in a Diesel Exhaust," American Industrial Hygiene Association Journal, 28, 468.

Friedlander, S. K. (1970). "The Characterization of Aerosols Distributed with Respect to Size and Chemical Composition," Aerosol Science, 1, 295.

Friedlander, S. K. (1971). "The Characterization of Aerosols Distributed with Respect to Size and Chemical Composition, "Aerosol Science, 2, 331.

Friedlander, S. K. (1973). "Relating Particulate Pollution to Sources: Case of the Los Angeles Aerosol," from the proceedings of the Third International Clean Air Congress, Dusseldorf, Federal Republic of Germany.

Friedlander, S. K. (1973). "Chemical Element Balances and Identification of Air Pollution Sources," Environmental Science & Technology, 7, 235.

Friedlander, S. K. (1977). Smoke, Dust and Haze, Wiley Interscience, New York.

Gaarenstroom, P. D. (1977). Multivariate Analysis of Atmospheric Particulate Composition and Computer Controlled Interference Correction in a Flowing Stream, Ph.D. Dissertation, Purdue University, Lafayette, Indiana, 77-30,078.

Gaarenstroom, P. D., Perone, S. P. and Moyers, J. L. (1977). "Application of Pattern Recognition and Factor Analysis for Characterization of Atmospheric Particulate Composition in Southwest Desert Atmosphere," Environmental Science & Technology, 11, 796.

Ganley, J. T. and Springer, G. S. (1974). "Physical and Chemical Characteristics of Particulate in Spark Ignition Engine Exhaust," Environmental Science & Technology, 8, 340.

Gartrell, G. and Friedlander, S. K. (1975). "Relating Particulate Pollution to Sources: The 1972 Aerosol Characterization Study," Atmospheric Environment, 9, 279.

Gatz, D. F. (1975). "Relative Contributions of Different Sources of Urban Aersols: Application of a New Estimation Method to Multiple Sites in Chicago," Atmospheric Environment, 9, 1.

Gatz, D. F. (1978). "Identification of Aerosol Sources in the St. Louis Area Using Factor Analysis," Journal of Applied Meteorology, 17, 600.

Giaque, R. D., Goda, L. Y. and Brown, N. E. (1974). "Characterization of Aerosols in California by X-Ray Induced X-Ray Fluorescence Analysis," Environmental Science & Technology, 8, 436.

Gilbert, R. D. and Fornes, R. E. (1980). "Exchange of Comments on Neutron Activation Analyses for Simultaneous Determination of Trace Elements in Ambient Air Collected on Glass-Fiber Filters," Analytical Chemistry, 52, 1153.

Gilfrich, J. V., Burkhalter, P. G. and Birks, L. S. (1973). "X-Ray Spectrometry for Particulate Air Pollution - A Quantitative Comparison of Techniques," Analytical Chemistry, 45, 2002.

Gillette, D. A. and Blifford, I. H. (1971). "Composition of Tropospheric Aerosols as a Function of Altitude," Journal of the Atmospheric Sciences, 28, 1199.

Gillette, D. A. and Winchester, J. W. (1972). "A Study of Aging of Lead Aerosols -- I," Atmospheric Environment, 6, 443.

Gillette, D. A. (1972). "A Study of Aging of Lead Aerosols -- II: A Numerical Model Simulating Coagulation and Sedimentation of a Leaded Aerosol in the Presence of an Unleaded Background Aerosol," Atmospheric Environment, 6, 451.

Gillette, D. A., Blifford, I. H. and Fryrear, D. W. (1974). "The Influence of Wind Velocity on the Size Distributions of Aerosols Generated by the Wind Erosion of Soils," Journal of Geophysical Research, 79, 4068.

Gillette, D. A. and Goodwin, P. A. (1974). "Microscale Transport of Sand-Sized Soil Aggregates Eroded by Wind," Journal of Geophysical Research, 79, 4080.

Gillette, D. A., Clayton, R. N., Mayeda, T. K., Jackson, M. L. and Sridhar, K. (1978). "Tropospheric Aerosols from Some Major Dust Storms of the Southwestern United States," Journal of Applied Meteorology, 17, 832.

Gise, J. P., Knape, B. K. and Ehlers, S. E. (1977). "Microscopic Analysis of Suspended Particulate Matter: A Supplemental Report for the Attainment Status of the Total Suspended Particulate Air Quality Standards," Texas Air Control Board, Austin, Texas.

Gladney, E. S., Zoller, W. H., Jones, A. G. and Gordon, G. E. (1974). "Composition and Size Distributions of Atmospheric Particulate Matter in Boston Area," Environmental Science & Technology, 8, 551.

Gladney, E. S., Small, J. A., Gordon, G. E. and Zoller, W. H. (1976). "Composition and Size Distribution of In-Stack Particulate Material at a Coal-Fired Power Plant," Atmospheric Environment, 10, 1071.

Gordon, G. E., Zoller, W. H. and Gladney, E. S. (1973). "Abnormally Enriched Trace Elements in the Atmosphere," Trace Substances in Environmental Health, University of Missouri Environmental Trace Substances Center, Columbia, 167.

Gordon, G E., Zoller, W. H., Gladney, E. S. and Greenberg, R. R. (1974). "The Use of Instrumental Activation Methods in the Study of Particles from Major Air Pollution Sources," proceedings of the Second International Conference on Nuclear Methods in Environmental Research, 344.

Gordon, G. (1978). "Chemical Species Balance," Workshop on the Transport and Fate of Toxic Substances in the Environment, Norfolk, Virginia., December 17-20.

Gordon, G. E. (1979). "Techniques for Treating Multi-Element Particulate Data to Obtain Information on Sources: Overview," Annals of the New York Academy of Sciences, 338.

Gordon, G. E. (1980). "Receptor Models," Environmental Science & Technology, Inc., 14, 795.

Goulding, F. S. and Jaklevic, J. M. (1973). X-Ray Fluorescence Spectro-meter for Airborne Particulate Monitoring. EPA Office of Research and Monitoring: Chemisry and Physics Laboratory.

Graedel, T. E. (1977). "Distant Source Sensing by Statistical Treatment of Air Quality Data," Atmospheric Environment, 11, 313.

Greenberg, R. R. (1976). A Study of Trace Elements Emitted on Particles from Municipal Incinerators. Ph.D. Dissertation, University of Maryland, College Park.

Greenberg, R. R. (1979). "Trace Element Characterization of the NBS Urban Particulate Matter Standard Reference Material by Instrumental Neutron Activation Analysis," Analytical Chemistry, 51, 2204.

Greenberg, R. R., Gordon, G. E., Zoller, W. H., Jacko, R. B., Neuendorf, D. W. and Yost, K. J. (1978). "Composition of Particles Emitted from the Nicosia Municipal Incinerator," Environmental Science & Technology, 12, 1329.

Grosjean, D. (1975). "Solvent Extraction and Organic Carbon Determination in Atmospheric Particulate Matter: The OE-OCA Technique," Analytical Chemistry, 47, 797.

Guldberg, P. H., Kern, C. W. (1978). "A Comparative Validation of the RAM and PTMTP Models for Short-term SO_2 Concentrations in Two Urban Areas," Journal of the Air Pollution Control Association, 28, Sept., 907.

Habibi, K. (1973). "Characterization of Particulate Matter in Vehicle Exhaust," Environmental Science & Technology, 7, 223.

Hadley, G. (1962). Linear Programming, Addison Wesley, Reading, Massachusetts.

Hagemann, R., Gausin, D. and Virelizer, H. (1978). "Analysis of Oxygenated Organic Compounds in Combustion and Urban Atmospheres," Advances in Mass. Spectrometry, 7B, 1691.

Hammerle, R. H. and Pierson, W. R. (1975). "Sources and Elemental Composition of Aerosol in Pasadena, California, by Energy-Dispersive X-ray Fluorescence," Environmental Science & Technology, 9, 1058.

Handa, T., Kato, K., Yamamura, T., Ishiim, T. and Suda K. (1980). "Correlation Between the Concentrations of Polynuclear Aromatic Hydrocarbons and Those of Particulates in an Urban Atmosphere," Environmental Science & Technology, 14, 416. Reprinted in Character and Origins of Smog Aerosol, (1979) edited by G. M. Hidy, John Wiley and Sons, New York.

Hardy, K. A., Akselsson, R., Nelson, J. W. and Winchester, J. W. (1976). "Elemental Constitutents of Miami Aerosol as Function of Particle Size." Environmental Science & Technology, 10, 176.

Hardy, K. A. (1979). Aerosol Source Characterization Study in Miami, Florida: Trace Element Analysis. EPA-600/7-79-197, Research Triangle Park, North Carolina.

Harman, H. H. (1976). Modern Factor Analysis, 3rd Ed., University of Chicago Press, Chicago, Illinois.

Harrison, P. R., Rahn, K. A., Dams, R., Robbins, J. A., Winchester, J. W., Brar, S. S. and Nelson, D. M. (1971). "Areawide Trace Metal Concentrations Measured by Multi-Element Neutron Activation Analysis," Journal of the Air Pollution Control Association, 21, 563.

Harrison, P. R., Draftz, R. G. and Murphy W. H. (1976). "Identification and Impact of Chicago's Ambient Suspended Dust," Atmospheric Surface Exchange of Particulate and Gaseous Pollutants (1974). ERDA Tech. Info, Cent., Oak Ridge, Tennessee, 540.

Harrison, R. M., and Laxen D. P. H. (1977). "Preliminary Communication: Organolead Compounds Adsorbed Upon Atmospheric Particulates: A Minor Component of Urban Air," Atmospheric Environment, 11, 201.

Haseman, W. D. and Whinston A. B. (1977). Introduction to Data Management, Richard D. Irwin, Inc., Homewood, Illinois.

Heindryckx, R. and Dams R. (1974). "Continental, Marine and Anthropogenic Contributions to the Inorganic Composition of the Aerosol of an Industrial Zone," Journal of Radioanalytical Chemistry, 19, 339.

Heisler, S. L., Friedlander S. K. and Husar R. B. (1973). "The Relationship of Smog Aerosol Size and Chemical Element Distributions to Source Characteristics," Atmospheric Environment, 7, 633.

Heisler, S. L., Gartrell, G., Friedlander S. K. (1979). "Relating Particulate Properties to Sources: The Results of the California Aerosol Characterization Experiment," Character and Origins of Smog Aerosols, California Institute of Technology, Pasadena, California, 665.

Heisler, S. L., Henry, R. C., Watson J. G. and Hidy G. M. (1980). The 1978 Denver Winter Haze Study. Environmental Research & Technology Report P-5417-1 prepared for the Motor Vehicle Manufacturer's Association of the United States, Inc., Westlake Village, California.

Heisler, S. L., Henry R. C. and Collins J. (1980). "The Nature of the Denver Haze in November and December of 1978," APCA Meeting, Montreal.

Heisler, S. L., Henry R. C. and Watson J. G. (1980). "The Sources of the Denver Haze in November and December of 1978," APCA Meeting, Montreal.

Henry, R. (1977). A Factor Model of Urban Aerosol Pollution. Ph.D. Dissertation, Oregon Graduate Center, Beaverton, Oregon.

Henry, R. C. (1977). "The Application of Factor Analysis to Urban Aerosol Source Identification," Fifth Conference on Probability and Statistics in Atmospheric Sciences. American Meteorological Society, Las Vegas, Nevada, November 15-18.

Henry, R. C. and Hidy G. M. (1978). "Statistical Relationships Between Airborne Sulfate and Other Air Quality Variables," APCA meeting, Houston.

Henry, R. C. and Hidy G. M. (1979). "Multivariate Analysis of Particulate Sulfate and Other Air Quality Variables by Principal Components," Atmospheric Environment, 13, 1581.

Henry, W. M., Mitchell R. T. and Knapp K. T. (1978). "Inorganic Compounds Present in Fossil Fuel Fly Ash Emissions," Workshop Proceedings on Primary Sulfate Emissions from Combustion Sources, Volume 2 Characterization, EPA Publication 600/9-78-0206, Research Triangle Park, North Carolina.

Hidy, G. M. and Friedlander S. K. (1970). "The Nature of the Los Angeles Aerosol." 2nd IUAPPA Clean Air Congress, Washington, DC.

Hidy, G. M., Mueller, P. K., Wang, H. H., Karney, J., Twiss, S., Imada, M. and Alcocer, A. (1974). "Observations of Aerosols Over Southern California Coastal Waters," Journal of Applied Meteorology, 13, 96.

Hidy, G. M. et al. (1975). "Summary of the California Aerosol Characterization Experiment," Journal of the Air Pollution Control Association, 25, 1106.

Hidy, G. M., Mueller, P. K. and Tong, E. Y. (1978). "Spatial and Temporal Distributions of Airborne Sulfate in Parts of the United States," Atmospheric Environment, 12, 735.

Hirsch, R. F. and Sullivan, W. J. (1976). "The Significance of Meteorological Factors in the Development of Air Sampling Plans," Division of Environmental Chemistry, American Chemical Society meeting, San Francisco, August 29-September 3.

Hirschler, D. A., Gilbert, L. F., Lamb, F. W. and Niebylski (1957). "Particulate Lead Compounds in Automobile Exhaust Gas," Industrial and Engineering Chemistry, 49, 1131.

Hirschler, D. A. and Gilbert, L. F. (1964). "Nature of Lead in Automobile Exhaust," Archives of Environmental Health, 8, 297.

Holiday, E. P. and Parkinson, M. C. (1978). "Another Look at the Effects of Manganese Fuel Additive (MMT) on Automobile Emission," APCA meeting, Houston.

Homolya, J. B. and Cheney, J. L. (1978). "An Assessment of Sulfuric Acid and Sulfate Emissions from the Combustion of Fossil Fuels." Workshop Proceedings on Primary Sulfate Emissions from Combustion Sources Volume 2, Characterization. L. Sulfate in Res. Oil. EPA 600/9-78-0206, Research Triangle Park, North Carolina.

Hopke, P. K., Gladney, E. S., Gordon, G. E., Zoller, W. H. and Jones, A. G. (1976). "The Use of Multivariate Analysis to Identify Sources of Selected Elements in the Boston Urban Aerosol," Atmospheric Environment, 10, 1015.

Hopke, P. K., Lamb, R. E. and Natusch, D. F. (1980). "Multi-Elemental Characterization of Urban Roadway Dust," Environmental Science & Technology, 14, 164.

Hougland, E. S. and Stephens, N. T. (1976). "Air Pollution Monitor Siting by Analytical Techniques," Journal of the Air Pollution Control Association, 26, 51.

Hudson, J. L., Stukel, J. J. and Solomon, R. L. (1975). "Measurement of the Ambient Lead Concentrations in the Vicinity of Urbana, Champaign, Illinois," Atmospheric Environment, 9, 1000.

Hunter, C. B. and Rhodes, J. R. (1972). "Particle Size Effects in X-ray Emission Analysis: Formula for Continuous Size Distributions," X-Ray Spectrometry, 1, 107.

Huntzicker, J. J., Friedlander, S. K. and Davidson, C. I. (1975). "Material Balance for Automobile Emitted Lead in Los Angeles Basin," Environmental Science & Technology, 9, 448.

Jacko, R. B. and Neuendorf (1977). "Trace Metal Particulate Emission Test Results from a Number of Industrial and Municipal Point Sources," Journal of the Air Pollution Control Association, 27, 989.

Jervis, R. E., Paciga, J. J. and Chatbpadhyay, A. (1976). "Characterization of Urban Aerosols and Their Hazard Assessment, by Size Sampling Combined with Inter-element Ratios," Measurement, Detection and Control of Environmental Pollutants IAEA, Vienna, 125.

Johansson, T. B., VanGrieken, R. E. and Winchester, J. W. (1974). "Interpretation of Aerosol Trace Metal Particle Size Distributions," Proceedings of the Second International Conference on Nuclear Methods in Environmental Research, University of Missouri, 356.

Johansson, T. B., VanGrieken, R. E. and Winchester, J. W. (1974). "Discussions: Trace Elements in Atmospheric Aerosol in the Heidelberg Area, Measured by Instrumental Neutron Activation Analysis," Atmospheric Environment, 7, 1117.

Johansson, T. B., VanGrieken, R. E. and Winchester, J. W. (1974). "Marine Influences on Aerosol Composition in the Coastal Zone," Journal de Recherche Atmosphoriques, 8, 761.

Johansson, T. B., VanGrieken, R. E. and Winchester, J. W. (1976). "Elemental Abundance Variation with Particle Size in North Florida Aerosols," Journal of Geophysical Research, 81, 1039.

John, W., Kaifer, R., Rahn, K. and Wesolowski, J. (1973). "Trace Element Concentrations in Aerosols from the San Francisco Bay Area," Atmospheric Environment, 7, 107.

Johnson, R. L. and Huntzicker, J. J. (1978). "Analysis of Volatilizable and Elemental Carbon in Ambient Aerosols," Conference on Carbonaceous Particles in the Atmosphere, NSF & LBL, Berkeley, California.

Kaiser, H. F. (1958). "The Varimax Criterion for Analytic Rotation in Factor Analysis," Psychometric, 23, 187.

Katz, M. (1980). "Advances in the Analysis of Air Contaminants: A Critical Review," Journal of the Air Pollution Control Association, 30, 528.

King, R. B. and Toma, J. (1975). "Copper Emissions from a High-Volume Air Sampler," NASA Technical Memorandum NASATM X-71693.

King, R. B., Fordyce, J. S., Antoine, A. C., Leibecki, H. F., Neustadter, H. E. and Sidik, S. M. (1976). "Elemental Composition of Airborne Particulates and Sources Identification: An Extensive One Year Survey," Journal of the Air Pollution Control Association, 26, 1073.

King, R. B., Antoine, A. C., Fordyce, J. S., Neustadter H. E. and Leibecki, H. F. (1977). "Compounds in Airborne Partculates: Salts and Hydrocarbons," Journal of the Air Pollution Control Association, 27, 867.

Klein, D. H. (1972). "Mercury and Other Metals in Urban Soils." Environmental Science & Technology, 6, 560.

Klein, D. H., Andren, A. W., Carter, J. A., Emery, J. F., Feldman, C., Fulkerson, W., Lyon, W., Ogle, J. C., Talmi, Y., Van Hook R. I. and Bolton, N. (1975). "Pathways of Thirty-Seven Trace Elements Through a Coal-Fired Power Plant," Environmental Science & Technology 9, 973.

Kleinman, M. T., Kneip, T. J. and Eisenbud, M. (1973). "Meteorological Influences on Airborne Trace Metals and Suspended Particulates," Proceedings of University of Missouri's 7th Annual Conference on Trace Substances in Environmental Health, Columbus. June 12-14. 161.

Kleinman, M. T., Kneip, T. J. and Eisenbud, M. (1976). "Seasonal Patterns of Airborne Particulate Concentrations in New York City," Atmospheric Environment, 10, 9.

Kleinman, M. (1977). The Apportionment of Sources of Airborne Particulate Matter. Ph.D. Dissertation, New York University.

Kleinman, M. T., Pasternack, S., Eisenbud, M. and Kneip, T. J. (1980). "Identifying and Estimating the Relative Importance of Sources of Airborne Particles," Environmental Science & Technology, 14, 62.

Kleinman, M. T., Eisenbud, M., Lippman, M. and Kneip, T. J. (1981). "The Use of Tracers to Identify the Sources of Airborne Particles," Environment International, In press.

Knapp, K. T., Bennett, R. L., Griffin, R. J. and Steward, R. C. (1978). "Collection Methods for the Determination of Stationary Source Particulate Sulfur and Other Elements," Workshop on Measurement Technology and Characterization of Primary Sulfur Oxides Emission from Combustion Sources.

Kneip, T. J., Eisenbud, M., Strehlow, C. D. and Freudenthal, L. (1970). "Airborne Particulates in New York," Journal of the Air Pollution Control Association, 20, 144.

Kneip, T. J., Kleinman, M. T. and Eisenbud, M. (1972). "Relative Contribution of Emission Sources to the Total Airborne Particulates in New York City," 3rd IUAPPA Clean Air Congress.

Kneip, T. J., Daisey, J. M. and Leyko, M. A. (1979). "Polynuclear Aromatic Hydrocarbons," Third International Symposium on Chemistry and Biology - Carcinogenesis and Mutagenesis.

Kometani, T. Y., Bove, J. L., Nathanson, B., Siebenberg, S. and Magyar, M. (1972). "Dry Ashing of Airborne Particulate Matter on Paper and Glass Fiber Filters for Trace Metal Analysis by Atomic Absorption Spectrometry," Environmental Science & Technology, 6, 617.

Kowalczyk, G. S., Choquette, C. E. and Gordon, G. E. (1978). "Chemical Element Balances and Identification of Air Pollution Sources in Washington, D.C.," Atmospheric Environment, 12, 1143.

Laamanen, Arvo and Partanen, T. (1971). "Cross-Correlations in Time Series of Some Particle Fall Components on Relation to Urban Area Type," Suomen Kemistilehti, B 44, 361.

Lambert, J. P. F. and Wilshire, F. W. (1979). "Neutron Activation Analysis for Simultaneous Determination of Trace Elements in Ambient Air Collected on Glass Fiber Filters," Analytical Chemistry, 51, 1346.

Lannefors, H. O. and Akselsson, K. R. (1977). "Ambient Air Contamination by Micron and Submicron Particles from Welding Operations," Bulletin of Environmental Contamination and Toxicology, 17, 521.

Lannefors, H. O., Johansson, T. B., Granat, L. and Rudell, B. (1977). "Elemental Concentrations and Particle Size Distributions in an Atmospheric Background Aerosol," Nuclear Instruments & Methods, 142, 105.

Larkin, R. and Johnson, G. L. (1979). Environmental Assessment Data System User Guide - Draft. EPA/IERL 68-02-2699, Research Triangle Park, North Carolina.

Larsen, R. I. (1966). "Air Pollution from Motor Vehicles," Annals of the New York Academy of Sciences, 136, 275.

Law, S. L. and Gordon, G. E. (1979). "Source of Metals in Municipal Incinerator Emissions," Environmental Science & Technology, 13, 433.

Lawson, D. R. and Winchester, J. W. (1978). "Sulfur and Trace Element Concentration Relationships in Aerosols from the South American Continent," Geophysical Research Letters, 5, 195.

Leaderer, B. P. et al. (1978). "Summary of the New York Summer Aerosol Study," Journal of the Air Pollution Control Association, 28, 321.

Lee, R. E. and Von Lehmden, D. J. (1973). "Trace Metal Pollution in the Environment," Journal of the Air Pollution Control, Association, 23, 853.

Lee, R. E., Crist, H. L., Riley, A. E. and MacLeod, K. E. (1975). "Concentration and Size of Trace Metal Emissions from a Power Plant, a Steel Plant and a Cotton Gin," Environmental Science & Technology, 9, 643.

Lee, R. J. and Fisher, R. M. (1977). "Quantitative Characterization of Particulates by Scanning and High Voltage Electron Microscopy," U.S. Steel Research Report, Monroeville, Pennsylvania.

Lee, R. J., Huggins, F. E. and Huffman, G. P. (1978). "Correlated Mossbauer-sem Studies of Coal Mineralogy," Scanning Electron Microscopy, 561.

Lee, R. J. and Fisher, R. M. (1978). "Identification of Fibrous and Non-Fibrous Amphiboles in the Electron Microscope," Proceedings of the International Conference on the Scientific Basis for the Public Control of Environmental Health Hazards, June 16, New York.

Lee, R. J., Fasiska, E. J., Janocko, P., MacFarland, D. and Penkala, S. (1979). "Electron-Beam Particulate Analysis," Industrial Research/Development, 8 (6), 105.

Leggett, D. J. (1977). "Numerical Analysis of Multicomponent Spectra," Analytical Chemistry, 49, 276.

Lewis, C. W. and Macias, E. S. (1980). "Composition of Size-Fractionated Aerosol in Charleston, West Virginia," Atmospheric Environment, 14, 185.

Linton, R. W., Natusch, D. F. S., Solomon, R. L. and Evans, C. A. (1980). "Physicochemical Characterization of Lead in Urban Dusts. A Microanalytical Approach to Lead Tracing," Environmental Science & Technology, 14, 159.

Lioy, P. J., Wolff, G. T., Rahn, K. A., Kneip, T. J., Berstein, D. M. and Kleinman, M. T. (1977). "Characterization of Aerosols Upwind of New York City: I. Aerosol Composition," American Industrial Hygiene Association Conference, New Orleans.

Lioy, P. J., Wolf, G. T. and Kneip, T. J. (1978). "Toxic Airborne Elements in the New York Metropolitan Area," Journal of the Air Pollution Control Association, 28, 510.

Liu, B. Y. H. and Lee, K. W. (1976). "Efficiency of Membrane and Nuclepore Filters for Submicrometer Aerosols," Environmental Science & Technology, 4, 345.

Liu, B. Y. H., Raabe, O. G., Smith, W. B., Spencer, H. W. and Kuykendal, W.B. (1980). "Advances in Particle Sampling and Measurement," Environmental Research & Technology, 14, 392.

Loo, B. W. and Jaklevic, J. M. (1974). An Evaluation of the ERC Virtual Impactor. LBL-2468, Report of Lawrence Berkeley Labs, Berkeley, California.

Loo, B. W., Jaklevic, J. M. and Goulding, F. S. (1975). "Dichotomous Virtual Impactors for Large Scale Monitoring of Airborne Particulate Matter," Symposium on Fine Particles, Minneapolis, Minneosta, May 28-30.

Ludwick, J. D., Fox, T. D. and Garcia, S. R. (1977). "Elemental Concentrations of Northern Hemispheric Air at Quillayute, Washington," Atmospheric Environment, 11, 1083.

Lynch, A. J., McQuaker, N. R. and Brown, D. F. (1980). "ICP/AES Analysis and the Composition of Airborne and Soil Materials in the Vicinity of a Lead/Zinc Smelter Complex," Journal of the Air Pollution Control Association, 30, 257.

Lynn, D. A., Deane, G. L., Galkiewicz, R. C. and Bradway, R. M. (1976). National Assessment of the Urban Particulate Problem, EPA-450/3-76-024, Research Triangle Park, North Carolina.

Lyons, C. E., Tombach, I. H. and Terraglio, F. P. (1979). "Relating Particulate Matter Sources and Impacts in the Willamette Valley During Field and Slash Burning Using Unique Source Tracers," presented at APCA Meeting, Cincinnati, Ohio.

McCrone, W. C. and Delly, J. G. (1973). The Particle Atlas, Ann Arbor Science Publishers, Inc., Ann Arbor, Michigan.

McCrone, W. C., McCrone, L. B. and Delly, J. G. (1978). Polarized Light Microscopy, Ann Arbor Science Publishers, Inc., Ann Arbor, Michigan.

McDonald, C. and Duncan, H. J. (1979). "Atmospheric Levels of Trace Elements in Glasgow," Atmospheric Environment, 13, 413.

McDonald, G. C. and Schwing, R. C. (1973). "Instabilities of Regression Estimates Relating Air Pollution to Mortality," Technometrics, 15, 463.

McFarland, A. R., Ortiz, C. A. and Bertch, R. W. (1978). "Particle Collection Characteristics of a Single-Stage Dichotomous Sampler," Environmental Science & Technology, 12, 679.

McFarland, A. R., Ortiz, C. A. and Rodes, C. E. (1979). "Characteristics of Aerosol Samplers Used in Ambient Air Monitoring," 86th National Meeting of the American Institute of Chemical Engineers, Houston, Texas, April 1-5.

McKee, H. C. and McMahon, W. A. (1960). "Automobile Exhaust Particulates - Source and Variation," Journal of the Air Pollution Control Association, 10, 456.

McKee, H. C. (1970). "Discussion: Characterization of Particulate Lead in Vehicle Exhaust: Experimental Techniques," Environmental Science & Technology, 4, 253.

McQuaker, N. R., Brown, D. F., Kluckner, P. D. (1979). "Digeston of Environmental Materials for Analysis by Inductively Coupled Plasma-Atomic Emission Spectrometry," Analytical Chemistry, 51.

Macias, E. S. (1977). "Instrumental Analysis of Light Element Composition of Atmoshperic Aerosols," Methods and Standards for Environmental Measurement, NBS Spec. Pub. 264: Washington, D.C., 179.

Macias, E. S., Radcliffe, C. D., Lewis, C. W. and Sawicki, C. R. (1978). "Proton Induced X-Ray Analysis of Atmospheric Aerosols for Carbon, Nitrogen and Sulfur Composition," Analytical Chemistry, 50, 1120.

Macias, E. S., Blumenthal, D. L., Anderson, J. A. and Cantrell, B. K. (1980). "Size and Composition of Visibility-Reducing Aerosols in Sothwestern Plumes," Aerosols: Anthropogenic and Natural Sources and Transport, edited by T. J. Kneip and P. J. Lioy, New York Academy of Sciences, New York, New York.

Malinowski, E. R. (1977). "Theory of Error in Factor Analysis," Analytical Chemistry, 49, 606.

Malinowski, E. R. (1977). "Determination of the Number of Factors and Experimental Error in a Data Matrix," Analytical Chemistry, 49, 612.

Mamuro, T., Matsunami, T., Matsacki, Y. and Mizohata, A. (1973). "Activation Analysis of Particulates Emitted from Aircraft Jet Engines," Annual Report of the Radiation Center of Osaka Prefecture, 14, 7.

Mamuro, T. and Mizohata, A. (1978). "Elemental Composition of Suspended Particles Released in Refuse Incineration," Annual Report of the Radiation Center of Osaka Prefecture, 19, 15.

Mamuro, T., Mizohata, A. and Kubota, T. (1979). "Elemental Compositions of Suspended Particles Released from Various Small Sources (I)," Annual Report of the Radiation Center of Osaka Prefecture, 20, 37.

Mamuro, T., Mizohata, A. and Kubota, T. (1979). "Elemental Composition of Suspended Particles Released from Iron and Steel Works," Annual Report of the Radiation Center of Osaka Prefecture, 20, 19.

Mamuro, T., Mizahota, A. and Kubota, T. (1979). "Elemental Composition of Suspended Particles Released in Glass Manufacture," Annual Report of the Radiation Center of Osaka Prefecture, 20, 29.

Martens, C. S., Wesolowski, J. J., Kaifer, R. and John, W. (1973). "Lead and Bromine Size Distributions in the San Francisco Bay Area," Atmospheric Environment, 7, 905.

Martens, C. S., Weslowski, J. J., Harriss, R. C. and Kaifer, R. (1973). "Chlorine Loss from Puerto Rico and San Francisco Bay Marine Aerosols," Journal of Geophysical Research, 78, 8778.

Mason, B. (1966). Principles of Geochemistry, 3rd Edition, Wiley, New York

Matalas, N. C. and Reiher, B. J. (1967). "Some Comments on the Use of Factor Analysis," Water Resources Research, 3, 213.

Meserole, F. B., Jones, B. F., Rohlack, L. A., Hawn, W. C., Williams, K. R. and Parsons, T. P. (1979). Nitrogen Oxide Interferences in the Measurement of Atmospheric Particulate Nitrates, EPRI Report EA-1031, Palo Alto, California.

Meszaros, A. and Vissy, K. (1974). "Concentration, Size Distribution and Chemical Nature of Atmospheric Aerosol Particles in Remote Oceanic Areas," Journal of Aerosol Science, 5, 101.

Meszaros, E. (1978). "Concentration of Sulfur Compounds in Remote Continental and Oceanic Areas," Atmospheric Environment, 12, 699.

Miller, F. J., Gardner, D. E., Graham, J. A., Lee, R. E., Wilson, W. E. and Bachman, J. D. (1979). "Size Considerations for Establishing a Standard for Inhalable Particles," Journal of the Air Pollution Control Association, 29, 610.

Miller, M. S., Friedlander, S. K. and Hidy, G. M. (1972). "A Chemical Element Balance for the Pasadena Aerosol," Journal of Colloid and Interface Science, 39 (1), 165.

Mizohata, A., Matsunami, T. and Mamuro, T. (1976). "Elemental Composition and Size Distribution of Continental Aerosol Particles," Annual Report of the Radiation Center of Osaka Prefecture, 17, 1.

Mizohata, A. and Mamuro, T. (1979). "Chemical Element Balances in Aerosol over Sakai, Osaka," Annual Report of the Radiation Center of Osaka Prefecture, 20, 55.

Mizohata, A., Matsunami, T. and Mamuro, T. (1975). "Study on the Elemental Composition of Aerosol Particles in Relation to Thier Size (2)," Annual Report of the Radiation Center of Osaka Prefecture, 16, 1.

Moran, J. B., Baldwin, M. J., Manary, O. J. and Valenta, J. C. (1972). "Effect of Fuel Additives on the Chemical and Physical Characteristics of Particulate Emissions in Automotive Exhaust," EPA, R2-72-066, Research Triangle Park, North Carolina.

Morrow, N. L. and Brief, R. S. (1971). "Elemental Composition of Suspended Particulate Matter in Metropolitan New York," Environmental Science & Technology, 5, 786.

Moyers, J. L., Zoller, W. H., Duce, R. A. and Hoffman, G. L. (1972). "Gaseous Bromine and Particulate Lead, Vanadium and Bromine in a Polluted Atmosphere," Environmental Science & Technology, 6, 68.

Moyers, J. L., Korte, N. E., Ranweiler, L. E., Hopf, S. B., Dennis, B. L., Eckhardt, J. G., Keesee, R., Padilla, D., Perone, S. P., Gaarenstroom, P. D. and Pichler, M. (1977). The Identification and Analysis of Urban Air Quality Patterns, EPRI Publication EA-487.

Moyers, J. L., Ranweiler, L. E., Hopf, S. B. and Korte, N. E. (1977). "Evaluation of Particulate Trace Species in Southwest Desert Atmosphere," Environmental Science & Technology, 11, 789.

Mroz, E. J. and Zoller, W. H. (1975). "Composition of Atmospheric Particulate Matter from the Eruption of Heimaey, Iceland," Science, 190, 461.

Mroz, E. J. (1976). The Study of the Elemental Composition of Particulate Emissions from an Oil-Fired Power Plant. Ph.D. Dissertation, University of Maryland, College Park, Maryland.

Mueller, P. K. (1967). "Aerosol Investigation — California State Department of Public Health," Journal of the Air Pollution Control Association, 17, 583.

Mueller, P. K. (1970). "Discussion: Characterization of Particulate Lead in Vehicle Exhaust: Experimental Techniques," Environmental Science & Technology, 4, 248.

Mueller, P. K., Mosley, R. W. and Pierce, L. B. (1972). "Chemical Composition of Pasadena Aerosol by Particle Size and Time of Day. IV. Carbonate and Noncarbonate Content," Aerosol and Atmospheric Chemistry, Academic Press, New York.

Mueller, P. K., Heisler, S. L. and Cohen, S. (1977). Design of the Portland Aerosol Characterization Study and Associated Aspects of the Data Base Improvement Project, Environmental Research & Technology, Inc., Document P-5129.2, Westlake Village, California.

Mueller, P. K., Mendoza, B. V., Collilns, J. C. and Wilgus, E. S. (1978). "Application of Ion Chromatography to the Analysis of Anions Extracted from Airborne Particulate Matter," Ion Chromatographic Analysis of Environmental Pollutants, Ann Arbor Science Publishers, Inc., Ann Arbor, Michigan.

Mueller, P. K., Hidy, G. M., Warren, K., Lavery, T. F. and Baskett, R. L. (1979). "The Occurrence of Atmospheric Aerosols in the Northeastern United States," Aerosols: Anthropogenic and Natural Sources and Transport, New York Academy of Sciences, New York, New York.

Mueller, P. K., Watson, J. G., Fung, K. K., Warren, K. and Hidy, G. M. (1979). "Spatial and Temporal Distribution of Particulate Sulfates, Nitrates, Ammonium and Acidity in the Eastern United States," presented at American Chemical Society Symposium on Atmospheric Aerosols, Washington, D.C.

Mueller, P. K., Watson, J. G., Heisler, S. L., Nuesca, B. and Fung, K. K. (1979). "Particle Size Distribution of Mass, Sulfate and Nitrate in the Eastern United States," presented at American Chemical Society Symposium on Atmospheric Aerosols, Washington, D.C.

Mueller, P. K., Hidy, G. M., Baskett, R. L., Fung, K. K., Henry, R. C., Lavery, T. F., Lordi, N. J., Lloyd, A. C., Thrasher, J. W., Warren, K. and Watson, J. G. (1980). The Sulfate Regional Experiment: Report of Findings, Environmental Research & Technology, Inc., Document P-5042 F1 II2, Westlake Village, California.

Mulik, J., Puckett, R., Williams, D. and Sawicki, E. (1976). "Ion Chromatographic Analysis of Sulfate and Nitrate in Ambient Aerosols," Analytical Letters, 9(7), 653.

Mulik, J. D., Puckett, R., Sawicki, E. and Williams, D. (1977). "Ion Chromatography - A New Analytical Technique for the Assay of Sulfate and Nitrate in Ambient Aerosols," Methods and Standards for Environmental Measurement, NBS Special Publication 464, Washington, D.C., 603.

Mulik, J. D., Estes, E. and Sawicki, E. (1978). "Ion Chromatographic Analysis of Ammonium Ion in Ambient Aerosols," Ion Chromatographic Analysis of Environmental Samples, Ann Arbor Science Publishers Inc., Ann Arbor, Michigan.

Nader, J. S. (1978). "Field Measurements and Characterization of Emissions from Coal-Fired Combustion Sources," APCA meeting, Houston.

Nader, J. S. (1978). "Workshop on Primary Sulfate Emissions," Journal of the Air Pollution Control Association, 28, 1002.

Nadkarni, R. A. (1975). "Multi-Element Analysis of Coal and Coal Fly Ash Standards by Instrumental Neutron Activation Analysis," Radiochemical Radioanalytical Letters, 21, 161.

Natusch, D. F. S., Wallace, J. R. and Evans, C. A. (1974). "Toxic Trace Elements: Preferential Concentration in Respirable Particles," Science, 183, 202.

Neustadter, H. E., Fordyce, J. S. and King, R. B. (1976). "Elemental Composition of Airborne Particulates and Source Identification: Data Analysis Techniques," Journal of the Air Pollution Control Association, 26, 1079.

Newman, L., Smith, M., Forrest, J., Tucker, W. and Manowitz, B. (1971). "A Tracer Method Using Stable Isotopes of Sulfur," Nuclear Methods in Environmental Research, Ed. Vogt, J.R., Parkinson, T.F. and Carter R.L. University of Missouri, Columbia.

Nifong, G. D., Boettner, E. A. and Winchester, J. W. (1972). "Particle Size Distributions of Trace Elements in Pollution Aerosols," American Industrial Hygiene Association Journal, 33, 569.

Nottrodt, K. H., Georgii, H. W. and Groeneveld, K. O. (1978). "Absolute Element Concentrations in Aerosols Analyzed by Atomic Absorption Spectroscopy and by Proton-Induced X-Ray Emission, A Comparison," Journal of Aerosol Science, 9, 169.

National Technical Information Service, (1976). Chemical Analysis of Aerosols and Airborne Particulates, A bibliography with abstracts.

Obrusnik, I., Starkova, B. and Blazek, J. (1976). Proceedings of an International Symposium on the Development of Nuclear-Based Techniques for the Measurement, Detection and Control of Environmental Pollutants, International Atomic Energy Commission, Vienna, March 15-19.

O'Conner, B. H., Kerrigan, G. C., Thomas, W. W. and Gasseng, R. (1975). "Analysis of Heavy Element Content of Atmospheric Particulate Fractions Using X-Ray Fluorescence Spectrometry," X-Ray Spectrometry, 4, 190.

O'Conner, B. H. Kerrigan, G. C., Thomas W. W. and Pearce, A. T. (1977). "Use of Bromine Levels in Airborne Particulate Samples to Infer Vehicular Lead Concentrations in the Atmosphere," Atmospheric Environment, 11, 635.

O'Conner, B. H., Kerrigan, G. C. and Nouwland, C. R. (1978). "Temporal Variation in Atmospheric Particulate Lead and Bromine Levels for Perth, Western Australia (1971-9176)," Atmospheric Environment, 12, 1907.

O'Donnell, Severs, R. K. and Pier, S. M. (1976). "Metals in Ambient Air -- Polluted and Unpolluted Areas," The Science of the Total Environment, 5, 231.

Olson, K. W., Haas, W. J. and Fassel, V. A. (1978). "Analyses of Airborne Particulates and Human Urine by Inductively Coupled Plasma-Atomic Emission Spectrometry," NIOSH Technical Report, Contract No. IA-76-23.

Olson, K. W. and Skogerboe, R. K. (1975). "Identification of Soil Lead Compounds from Automotive Sources," Environmental Science & Technology, 9, 227.

Ondov, J. M., Zoller, W. H. and Gordon, G. E. (1979). "Characterization of Trace Element Emissions from Motor Vehicles," manuscript to be submitted for publication.

Ortiz, C. A. (1978). Aerosol Collection Characteristics of Ambient Aerosol Samples, Air Quality Laboratory Publication 3565/10/78/CAO, Texas A&M University, College Station, Texas.

Pace, T. G. and Stevenson, W. H. (1975). "The National Status of Air Pollution by Total Suspended Particulates and Future Prospects for Control," Annual APCA Meeting, Boston, Massachusetts

Pace, T. G., Axetell, K. and Zimmer, R. (1978). "Microinventories for TSP," presented at APCA Speciality Conference on Emission Inventories and Factors.

Pace, T. G., Freas, W. P. and Afify, E. M. (1977). "Quantification of Relationship Between Monitor Height and Measured Particulate Levels in Seven U.S. Urban Areas," Research Report EPA.

Pace, T. G. (1979). "Preliminary Characterization of IP/TSP Ratio," Annual APCA meeting, Cincinnati, Ohio.

Pace, T. G. (1979). "An Empirical Approach for Relating Annual TSP Concentrations to Particulate Microinventory Emissions Data and Monitor Siting Characteristics," EPA-450/479-012, Research Triangle Park, North Carolina.

Pace, T. G. and Lynn, D. A. "The Relative Impact of Energy Conversion Processes on Particulate Matter Air Quality," EPA Research Report, Research Triangle Park, North Carolina.

Paciga, J. J., Chattopadhyay and Jervis, R.E. (1973). "Environemntal Monitoring Near Urban Lead Refineries by Photon and Neutron Activation Analysis," Proceedings of the Second International Conference on Nuclear Methods in Environmental Research, 286.

Paciga, J. J. (1975). Trace Element Characterization and Size Distribution of Atmospheric Particulate Matter in Toronto, Ph.D. Dissertation, University of Toronto.

Paciga, J. J., Roberts, T. M. and Jervis, R. E. (1975). "Particle Size Distribution of Lead, Bromine, and Chlorine in Urban Industrial Aerosols," Environmental Science & Technology, 9, 1141.

Paciga, J. J. and Jervis, R. E. (1976). "Multi-Element Size Characterization of Urban Aerosols," Environmental Science & Technology, 16, 1124.

Pack, D. H. and Pack, D. W. (1979). "Seasonal and Annual Behavior of Different Ions in Acidic Precipitation," Proceedings on Regional and Global Observations of Atmospheric Pollution Relative to Climate, August, Boulder, Colorado

Parkes, J., Rabbitt, L. J. and Hampshire, M. J. (1974). "Live Peak-Stripping During X-Ray Energy-Dispersive Analysis," Analytical Chemistry, 46, 1830.

Pasquill, F. (1974). Atmospheric Diffusion, 2nd Edition, Halsted Press, John Wiley & Sons, New York.

Pasternack, B. and Liuzzi, A. (1965). "Patterns in Residuals: A Test for Regression Model Adequacy in Radionuclide Assay," Technometrics, 7(4), 603.

Paterson, M. P. and Scorer, R. S. (1975). "The Chemistry of Sea Salt Aerosol and its Measurement," Nature, 254, 491.

Patterson, R. K. and Wagman, J. (1977). "Mass and Composition of An Urban Aerosol As A Function of Particle Size for Several Visibility Levels," Journal of Aerosol Science, 8, 269.

Pedace, E. A. and Sansone, E. B. (1972). "The Relationship Between 'Soiling Index' and Suspended Particulate Matter Concentrations," Journal of the Air Pollution Control Association, May, 22, 351.

Perhac, R. M. (1978). "Sulfate Regional Experiment in Northeastern United States: The 'SURE' Program," Atmospheric Environment, 12, 641.

Peterson, J. T. (1970). "Distribution of Sulfur Dioxide Over Metropolitan St. Louis as Described by Empirical Eigenvectors and its Relation to Meteorological Parameters," Atmospheric Environment, 4, 501.

Peterson, T. W. (1978). Aerosol Dynamics in an Urban Atmosphere, Ph.D Dissertation, California Institute of Technology, Pasadena, California, 7803653.

Petkus, E. J., Lin, J. W. and Jansen, C. G. (1978). "Lead Emissions from Industrial, Vehicle and Combustion Sources," APCA meeting, Houston.

Phillips, D. L. (1962). "A Technique for the Numerical Solution of Certain Integral Equations of the First Kind," Journal of the Association for Computing Machinery, 9, 84.

Phinney, D. E. and Newman, J. E. (1972). "The Precision Associated with the Sampling Frequencies of Total Particulate at Indianapolis, Indiana," Journal of the Air Pollution Control Association, 22, 692.

Pierrard, J. M. (1969). "Photo Chemical Decomposition of Lead Halides from Automobile Exhaust," Environmental Science & Technology, 3, 48.

Pierson, W. R. and Brachaczek, W. W. (1974a). "Airborne Particulate Debris from Rubber Tires," Ecology Symposium, American Chemical Society Rubber Division, Toronto, Ontario, May 7-10.

Pierson, W. R. and Brachaczek, W. W. (1974b). "Airborne Particulate Debris from Rubber Tires," Rubber Chemistry and Technology, 47, 1275.

Pierson, W. R. and Brachaczek, W. W. (1975a). "In-Traffic Measurement of Airborne Tire-Wear Particulate Debris," Journal of the Air Pollution Control Association, 25, 404.

Pierson, W. R. and Brachaczek, W. W. (1975b). "Airborne Particulate Debris from Rubber Tires," presented at the Conference on Environmental Aspects of Chemical Use in Rubber Processing Operations, University of Akron, March 12-14.

Pierson, W. R., Hammerle, R. H. and Brachaczek, W. W. (1976). "Sulfate Formed by Interaction of Sulfur Dioxide with Filters and Aerosol Deposits," Analytical Chemistry, 48, 1808.

Pierson, W. R. and Brachaczek, W. W. (1976). "Particulate Matter Associated with Vehicles on the Road," SAE Paper 760039; SAE Transactions, 85, 209.

Pierson, W. R. and McKee, D. E. (1978). "Sulfate in Diesel Exhaust," presented at American Chemical Society Division of Environmental Chemistry, Miami.

Pierson, W. R. and McKee, D. E. (1978). "Light Scattering by Particulate Emissions from Vehicles on the Road," Journal of the Air Pollution Control Association, 28, 604.

Pierson, W. R., McKee, D. E., Brachaczek, W. W. and Butler J. W. (1978). "Methylcyclopentadienyl Manganese Tricarbonyl Effect on Manganese Emissions from Vehicles on the Road," Journal of the Air Pollution Control Association, 28, 692.

Pierson, W. R. "Particulate Organic Matter and Total Carbon from Vehicles on the Road," Proceedings of the NSF/LBL Conference on Carbonaceous Particles in the Atmosphere, Berkeley, California.

Pierson, W. R. and Brachaczek, W. W., Truex, T. J., Butler, J. W. and Korniski, T. J. (1979). "Ambient Sulfate Measurements on Allegeney Mountain and the Question of Sulfate in the Northeastern U.S.," preprint, Scientific Laboratory, Ford Motor Co., Dearborn, Michigan.

Pierson, W. R. and Brachaczek, W. W. (1979). "Sulfate Emissions from Catalyst-Equipped Automobiles on the Highway," Journal of the Air Pollution Control Association, 29, 255.

Pierson, W. R. and Brachaczek, W. W. (1980). "Ambient Sulfate Measurements on Allegney Mountain and the Question of Sulfate in the Northeastern U.S.," Annals of the New York Academy of Sciences, 338, 145.

Pillay, K. K. S. and Thomas, C. C. (1971). "Determination of the Trace Element Levels in Atmospheric Pollutants by Neutron Activation Analysis," Journal of Radioanalytical Chemistry, 7, 107.

Pilotte, J. O., Winchester, J. W. and Nelson, J. W. (1978). "Components of Lead in the Atmosphere of St. Louis, Missouri," Journal of Applied Meteorology, 17. 627.

Potts, M. J., Lee, C. W. and Cadieux, J. R. (1974). "Rare Earth Element Composition of Atmospheric Particulates," Environmental Science & Technology, 8, 585.

Potzl, K. (1978). "Discussion: Background Aerosol Composition on Chacaltaya Mountain, Bolivia," Atmospheric Environment, 12, 959.

Preisendorfer, R. W. and Barnett, T. P. (1977). "Significance Tests for Empirical Orthogonal Functions," Fifth Conference on Probability and Statistics in Atmospheric Sciences, AMS, Las Vegas, Nevada, November 15-18.

Prinz B. and Stratmann, H. (1968). "The Possible Use of Factor Analysis in Investigating Air Quality," Staub-Reinhalt-Luft, 28(1), 33.

Quevado, H. A. (1977). Concentration and Size Distribution of Particulate Lead in the City of Juarez, Mexico, Ph.D. Dissertation, University of Oklahoma, 7732888.

Rahn, K. A. (1971). Sources of Trace Elements in Aerosols - An Approach to Clean Air, Ph.D. Dissertation, University of Michigan, Ann Arbor.

Rahn, K., Wesolowski, J. J., John, W. and Ralston, H. R. (1974). "Diurnal Variation of Aerosol Trace Element Concentrations in Livermore, California," Journal of the Air Pollution Control Association, 21, 406.

Rahn, K. A. (1976). "Silicon and Aluminum in Atmospheric Aerosols: Crust-Air Fractionation?" Atmospheric Environment, 10, 597.

Rahn, K. A. and Harrison, P. R. (1976). "The Chemical Composition of Chicago Street Dust," Atmosphere-Surface Exchange of Particulate and Gaseous Pollutants, ERDA Technical Information Center, Oak Ridge, Tennessee, NTIS Conf. - 740921.

Rahn K. A. and McCaffery R. J. (1979). "On the Origin and Transport of the Winter Artic Aerosol," Aerosols: Anthropogenic and Natural - Sources and Transport, New York Academy of Sciences, New York, New York.

Rahn, K. A. (1980). "Why is there Artic Haze? A Case of Study of Geography, Meteorology and Demographics," presented at the Conference on the Arctic Ocean in London; March 11-12.

Rancitelli, L. A., Cooper, J. A. and Perkins, R. W. (1974). "Multi-Element Characterization of Atmospheric Aerosols by Neutron Activation and Direct X-Ray Analysis and X-Ray Fluorescence Analysis," Comparative Studies of Food and Environmental Contamination, IAEA, Vienna, 431.

Ranweiler, L. E. and Moyers, J. L. (1974). "Atomic Absorption Procedure for Analysis of Metals in Atmospheric Particulate Matter," Environmental Science & Technology, 8, 152.

Reiter, R., Sladkovic, R. and Potzl (1976). "Chemical Components of Aerosol Particles in the Lower Troposphere Above Central Europe Measured Under Pure Air Conditons," Atmospheric Environment, 10, 841.

Rheingrover, S. W., Kowalczyk, G. S. and Gordon, G. E. (1979). "Elemental Composition Relationships of Atmospheric Particles in Several U.S. Urban Areas," presented at American Chemical Society Symposium on Atmospheric Aerosols, Washington, D.C.; September 9-14.

Rheingrover, S. W. and Gordon, G. E. (1980). "Identifying Locations of Dominant Point Sources of Elements in Urban Atmospheres from Large, Multi-Element Data Sets," proceedings of the 4th International Conference on Nuclear Methods in Environmental and Energy Research. University of Missouri, Columbia, Missouri.

Rhodes, J. R. and Hunter, C. B. (1972). "Particle Size Effects in X-Ray Emission Analysis: Simplified Formulae for Certain Practical Cases," X-Ray Spectrometry, 1, 113.

Rhodes, J. R. (1973). "Energy Dispersive X-Ray Spectrometry for Multi-Element Pollution Analysis," American Laboratory, 5(7), 57.

Robbins, J. A. and Snitz, F. (1972). "Bromine and Chlorine Loss from Lead Halide Automobile Exhaust Particulates," Environmental Science & Technology, 6, 164.

Robinson, E. and Ludwig, F. L. (1967). "Particle Size Distribution of Urban Lead Aerosols," Journal of the Air Pollution Control Association, 17, 664.

Rummel, R. J. (1970). Applied Factor Analysis, Northwestern University Press, Evanston, Illinois.

Sadasivan, S. (1978). "Trace Elements in Size Separated Aerosols Over Sea," Atmospheric Environment, 12, 1677.

Schuetzle, D., Crittenden, A. L. and Charlson, R. J. (1973). "Application of Computer Controlled High Resolution Mass Spectrometry to the Analysis of Air Pollutants," Journal of the Air Pollution Control Association, 23, 704.

Schuetzle, D., Cronn, D., Crittenden, A. L. and Charlson, R. J. (1975). "Molecular Composition of Secondary Aerosol and its Possible Origin," Environmental Science & Technology, 9, 838.

Schuetzle, D., Prater, T. J., Harvey, T. M. and Hagge, D. E. (1978). "Computer-Controlled Gas Chromatographic/High Accuracy Mass Spectrometric Analysis of Organic Emissions from Stationary Sources," Advances in Mass Spectrometry, 7B, 1082.

Scott Environmental Technology, Inc. (1975). A Study of the Nature and Origin of Airborne Particulate Matter in Philadelphia, City of Philadelphia Air Management Services: Philadelphia, Pennsylvania.

Seinfeld, J. H. (1975). Air Pollution: Physical and Chemical Fundamentals, McGraw-Hill, New York.

Serth, R. W. and Hughes, T. W. (1980). "Polycyclic Organic Matter (POM) and Trace Element Contents of Carbon Black Vent Gas," Environmental Science & Technology, 14, 298.

Sharkey, A. G., Schultz, J. L., Kessler, T. and Friedel, R. A. (1971). "Mass Spectral Investigation of Organic Contaminants in Airborne Particulates," in Proceedings of the Second International Clean Air Congress, Academic Press, New York, 529.

Shen, T. T. (1978). "Air Pollutants from Sewage Sludge Incineration," APCA meeting, Houston.

Shum, Y. S. (1974). Atmospheric Trace Elements and Their Application in Tracing Air Polluttion, PH.D. Dissertation, Oregon State University, Corrallls, Oregon.

Shum, Y. S. and Loveland, W. D. (1974). "Atmospheric Trace Element Concentrations Associated with Agricultural Field Burning in the Willamette Valley of Oregon," Atmospheric Environment, 8, 645.

Small, J. A. (1976). An Elemental and Morphological Characterization of the Emissions from the Dickerson and Chalk Point Coal-Fired Power Plants, Ph.D. Dissertation, University of Maryland, College Park, Maryland.

Smith R. D., Campbell, J. A. and Nielson, K. K. (1979). "Concentration Dependence Upon Particle Size of Volatilized Elements in Fly Ash," Environmental Science & Technology, 13, 553.

Solomon, R. L. and Hartford, J. W. (1976). "Lead and Cadmium in Dusts and Soils in a Small Urban Community," Environmental Science & Technology, 10, 773.

Solomon, R. L. Hartford, J. W., Hudson, J. L., Neaderhouser, D. and Stukel, J. J. (1977). "Spatial Variation of Airborne Lead Concentration in an Urban Area," Journal of the Air Pollution Control Association, 27, 1095.

Spengler, J. D., Ferris, B. G. and Dockery, D. W. (1979) "Sulfur Dioxide and Nitrogen Dioxide Levels Inside and Outside Homes and the Implications on Health Effects Research," Environmental Science & Technology, 13, 1276, October.

Spicer, C. W., Schumacher, P. M., Kouyoumjian, J. A. and Joseph, D. W. (1978). Sampling and Analytical Methodology for Atmospheric Particulate Nitrates, EPA-600/2-78-067, Research Triangle Park, North Carolina.

Stalker, W. W. and Dickerson, R. C. (1962). "Sampling Station and Time Requirements for Urban Air Pollution Surveys: Part II: Suspended Particulate Matter and Soiling Index," Journal of the Air Pollution Control Association, 12, 111.

Steinborn, T. L. (1976). Particle Size Effects in Energy Dispersive X-Ray Fluorescence Analysis, Ph.D. Dissertation, University of New Mexico, Albuquerque, New Mexico.

Stelson, A. W. and Seinfeld, J. H. (1980). "Chemical Mass Accounting of Urban Aerosol: Implications for Aerosol-Gas Behavior and Measurement Techniques," pre-print, California Institute of Technology, Pasadena, California.

Stevens, R. K., Dzubay, T. G., Russwurm, G. and Rickel, D. (1978). "Sampling and Analysis of Atmospheric Sulfates and Related Species," Atmospheric Environment, 12, 55.

Stevens, R. K., Dzubay, T. G., Shaw, R. W., McClenny, W. A. and Lewis, C. W. (1980). "Characterization of the Haze in the Great Smoky Mountains," prepared for publication in Environmental Science & Technology.

Struempler, A. W. (1975). "Trace Element Composition in Atmospheric Particulates During 1973 and the Summer of 1974 at Chadron, Nebraska," Environmental Science & Technology, 9, 1167.

Sullivan, W. J. (1976). Meteorological Influences on the Ambient Air Levels of Lead, Zinc and Iron in Northeastern New Jersey, Ph.D. Dissertation, Seton Hall University, New York.

Tanner, R. L., Cederwall, R., Garber, R., Leahy, D., Marlow, W., Meyers, R., Phillips, M. and Newman, L. (1977). "Separation and Analysis of Aerosol Sulfate Species at Ambient Concentration,' Atmospheric Environment, 11, 955.

Tanner, R. L., Marlow, W. H. and Newman, L. (1979). "Chemical Composition Correlations of Size-Fractionated Sulfate in New York City Aerosol," Environmental Science & Technology, 13, 75.

Taylor, S. R. (1964). "Abundance of Chemical Elements in the Continental Crust: A New Table," Geochimica et Cosmochimica Acta, 28, 1273.

Technicon Instruments Corporation (1972). Trouble Shooting Guide for the Technicon Autoanalyzer II Continous Flow Analytical Instrument, Technical Publication #TD2-0170-00, Tarrytown, New York.

Ter Haar, G. L. and Bayard, M. A. (1971). "Composition of Airborne Lead Particles," Nature, 232, 553.

Ter Haar, G. L., Lenane, D. L., Hu, J. N. and Brandt, M. (1972). "Composition Size and Control of Automotive Exhaust Particulates," Journal of the Air Pollution Control Association 22, 39.

Thomae, S. C. (1977). Size and Composition of Atmospheric Particles in Rural Areas Near Washington, Ph.D. Dissertation, University of Maryland, College Park, Maryland.

Tessier, A., Campbell P. G. C. and Bisson, M. (1979). "Sequential Extraction for the Speciation of Particulate Trace Metals," Analytical Chemistry, 51, 844.

Throgmorton, J. A. and Axetell, K. (1978). Digest of Ambient Particulate Analysis and Assessment Methods, EPA-450/3-78-113, Research Triangle Park, North Carolina.

Tiao, G. C. and Hillmer, S. C. (1978). "Statistical Models for Ambient Concentrations of Carbon Monoxide, Lead, and Sulfate Based on the LACS Data," Environmental Science & Technology, 12, 820.

Trijonis, J., Eldon, J., Gins, J and Berglund, G. (1980). "Analysis of the St. Louis RAMS Ambient Particulate Data," EPA Contract 68-02-2931 Task 6, Research Triangle Park, North Carolina.

Truex, T. J., Pierson, W. R. and McKee, D. E. (1980). "Sulfate in Diesel Exhaust," Environmental Science and Technology, 14, 1118.

Truex, T. J.. Pierson, W. R., McKee, D. E., Shelef, M. and Baker, R. E. (1980). "Effects of Barium Fuel Additive and Fuel Sulfur Level on Diesel Particulate Emissions," Environmental Science and Technology, 14, 1121.

Tullar, I. V. and Suffet, I. H. (1975). "The Fate of Vanadium in an Urban Air Shed: The Lower Delaware River Valley," Journal of the Air Pollution Control Association, 25, 282.

Vavilova, N. G., Genikhovichi, Y. L. and Son'Kin, L. R. (1969). "Statistical Analysis of Data on Air Pollution in Cities by Means of Natural Functions," AICE Survey of USSR Air Pollution Literature. Volume 6, American Institute of Crop Ecology, Silver Springs, Maryland.

VonLehmden, D. J., Jungers, R. H. and Lee, R. H. (1974). "Determination of Trace Elements in Coal, Fly Ash, Fuel Oil and Gasoline -- A Preliminary Comparison of Selected Analytical Techniques," Analytical Chemistry, 46, 239.

Wagman, J., Miller, J. L. and Griffin, R. J. (1978). "Verification of a Particle Size Correction Method for X-ray Fluorescence Spectrometric Analysis of Environmental Samples," Analytical Chemistry, 50, 37.

Walling, J. F., Evans, G., Hinners, T. A., Lambert, J. P., Long, S. J. and Wilshire, F.W. (1978). "Assessment of Arsenic Losses During Ashing: A Comparison of Two Methods Applied to Atmospheric Particulates," Journal of the Air Pollution Control Association, 28, 1134.

Wallis, J. R. (1965). "Multivariate Statistical Methods in Hydrology - A Comparison Using Data of Known Functional Relationship," Water Resources Research, 1, 447.

Walsh, P. R., Rahn, K. A. and Duce, R. A. (1978). "Erroneous Elemental Mass-Size Functions from a High Volume Cascade Impactor," Atmospheric Environment, 12, 1793.

Watson, J. G. (1979). Chemical Element Balance Receptor Model Methodology for Assessing the Sources of Fine and Total Suspended Particulate Matter in Portland, Oregon, Ph.D. Dissertation, Oregon Graduate Center, Beaverton, Oregon.

Wedberg, G. H., Chan, Kwok-Chio, Cohen, B. L. and Frohligher, J. O. (1974). "X-Ray Fluorescence Study of Atmospheric Particulates in Pittsburgh," Environmental Science & Technology, 8, 1090.

Weschler, C. J. (1980). "Characterization of Selected Organics in Size-Fractionated Indoor Aerosols," Environmental Science & Technology, 14, 429.

Wesolowski, J. J., John, W. and Kaifer, R. (1973). "Lead Source Identification by Multi-Element Analysis of Diurnal Samples of Ambient Air," Trace Elements in the Environment, ed. Evaldo L. Kothny, American Chemical Society, Washngton, D.C., 1.

Whinston, A. B. and Haseman, W. D. (1975). "A Data Base For Non Programmers," Datamation, 21(5), 101.

Whitby, K. T. (1977). "Physical Characterization of Aerosols," Methods and Standards for Environmental Measurement, NBS spec. Pub. 464, Washington, D.C., 165.

Whitby, K. T. (1978). "The Physical Characteristics of Sulfur Aerosols," Atmospheric Environment, 12, 135.

White, W. H., Roberts, P. T. and Friedlander (1975). "On the Nature and Origins of Visibility-Reducing Aerosols in the Los Angeles Air Basin," Research Report from W.M. Keck Labs., California Institute of Technology, Pasadena, California.

Willeke, K. and Whitby, K. T. (1974). "Size Distribution of Denver Aerosols - A Comparison of Two Sites," Atmospheric Environment, 8, 609.

Willeke, K. and Whitby, K. T. (1975). "Atmospheric Aerosols: Size Distribution Interpretation," Journal of the Air Pollution Control Association, 25, 529.

Wilson, W. E., Miller, D. F., Levy, A. and Stone, R. K. (1973). "The Effect of Fuel Composition on Atmospheric Aerosol Due to Auto Exhaust," Journal of the Air Pollution Control Association, 23, 949.

Wilson, W. E. (1977). "Chemical Characterization of Aerosols: Progress and Problems," Methods and Standards for Environmental Measurement, NBS Special Publication 464: Washington, D.C.

Winchester, J. W. and Nifong, G. D. (1969). "Water Pollution in Lake Michigan by Trace Elements from Pollution Aerosol Fallout," Chemistry of the Great Lakes, A.M. Beeton and H.E. Allen, Editors, American Chemical Society.

Winchester, J. W. and Nifong, G. D. (1971). "Water Pollution in Lake Michigan by Trace Elements from Aerosol Fallout," Water, Air and Soil Pollution, 1, 50.

Winchester, J. W. (1973). "Trace Metal Associations in Urban Airborne Particulates," Bulletin of the American Meteorological Society, 54, 94.

Winchester, J. W., Meinert, D. L., Nelson, J. W., Johansson, T. B., Van Grieken, R. E., Orsini, C., Kaufmann, H. C. and Akselsson, R. (1974). "Trace Metals in the St. Louis Aerosol," Proceedings of the Second International Conference on Nuclear Methods in Environmental Research, University of Missouri, 305.

Zinsmeister, A. R. and Redman, T. C. (1980). "A Time Series Analysis of Aerosol Composition Measurements," Atmospheric Environment, 14, 201.

Zoller, W. H. and Gordon, G. E. (1970). "Instrumental Neutron Activation Analysis of Atmospheric Pollutants Utilizing Ge(Li) X-Ray Detectors," Analytical Chemistry, 42, 257.

Zoller, W. H., Gordon, G. E., Gladney, E. S. and Jones, A. G. (1973). "The Sources and Distribution of Vanadium in the Atmosphere," in Trace Elements in the Envionment, Ed. E.L. Kothny, American Chemical Society, Washington, D.C.

Zoller, W. H., Gladney, E. S., Gordon, G. E. and Bors, J. J. (1974). "Abnormally Enriched Trace Elements in the Atmosphere," Trace Substances in Environmental Health - VII, University of Missouri, 161.

Zoller, W. H., Gladney, E. S. and Duce, R. A. (1974). "Atmospheric Concentrations and Sources of Trace Metals at the South Pole," Science, 183, 198.

Zoller, W. H., Small, M., Germani, M. and Moyers, J. L. (1978). "Atmospheric Trace Elements Emissions from Copper Smelters," presented at Division of Environmental Chemistry, American Chemical Society, Miami, Florida.

TECHNICAL REPORT DATA
(Please read Instructions on the reverse before completing)

1. REPORT NO. EPA-600/2-81-039	2.	3. RECIPIENT'S ACCESSION NO.
4. TITLE AND SUBTITLE Receptor Models Relating Ambient Suspended Particulate Matter to Sources		5. REPORT DATE March 1981
		6. PERFORMING ORGANIZATION CODE
7. AUTHOR(S) John G. Watson		8. PERFORMING ORGANIZATION REPORT NO.
9. PERFORMING ORGANIZATION NAME AND ADDRESS Environmental Research and Technology, Inc. 696 Virginia Road Concord, Massachusetts 01742		10. PROGRAM ELEMENT NO. CAAN1D
		11. CONTRACT/GRANT NO. 68-02-2542, Task 8
12. SPONSORING AGENCY NAME AND ADDRESS EPA, Office of Research and Development Industrial Environmental Research Laboratory Research Triangle Park, NC 27711		13. TYPE OF REPORT AND PERIOD COVERED Task Final; 11/79-9/80
		14. SPONSORING AGENCY CODE EPA/600/13

15. SUPPLEMENTARY NOTES IERL-RTP project officer is John O. Milliken, Mail Drop 61, 919/541-4125.

16. ABSTRACT The report describes the use of receptor models to determine the source contributions to ambient particulate matter loadings at sampling sites, based on common properties between sources and receptors. (This is in contrast to using source models which start with emission rates and meteorological measurements to predict ambient concentrations.) Three generic receptor models have been identified: chemical mass balance, multivariate, and microscopial identification. Each has certain requirements for input data to provide a specific output. An approach that combined receptor and source models, source/receptor model hybridization, has also been proposed, but it needs further study. The input to receptor models is obtained from ambient sampling, source sampling, and sample analysis. The design of the experiment is important in obtaining the most information for the least cost. Sampling schedule, sample duration, and particle sizing are part of the ambient sampling design. Analysis for elements, ions, carbon, and organic and inorganic compounds is included in the sample analysis design. Which sources to sample and how to sample them are part of the source sampling design.

17. KEY WORDS AND DOCUMENT ANALYSIS

a. DESCRIPTORS	b. IDENTIFIERS/OPEN ENDED TERMS	c. COSATI Field/Group
Pollution Analyzing	Pollution Control	13B 14B
Mathematical Models	Stationary Sources	12A
Receivers Sampling	Receptor Models	17B
Particle Density	Particulate	14G
Dust		11G
Aerosols		07D

18. DISTRIBUTION STATEMENT Release to Public	19. SECURITY CLASS (This Report) Unclassified	21. NO. OF PAGES 89
	20. SECURITY CLASS (This page) Unclassified	22. PRICE

EPA Form 2220-1 (9-73)