United States
Environmental Protection
Agency

Office of Water
Mail Code 4303

EPA-821-R-93-023
November, 1993

Statistical Support Document For Proposed Effluent Limitations Guidelines And Standards For The

Pulp, Paper, and Paperboard

Point Source Category

EPA-821-R-93-023

Statistical Support Document for Proposed Effluent Limitations Guidelines and Standards for the Pulp, Paper, and Paperboard Point Source Category

Engineering and Analysis Division
Office of Science and Technology
United States Environmental Protection Agency
Washington, DC 20460

November 1993

ACKNOWLEDGEMENTS AND DISCLAIMER

This report has been reviewed and approved for publication by the Engineering and Analysis Division, Office of Science and Technology. This report was prepared with the support of Science Applications International Corporation (contract 68-CO-0035) under the direction and review of the Office of Science and Technology of EPA. Neither the United States Government nor any of its employees, contractors, subcontractors, or their employees makes any warranty, expressed or implied, or assumes any legal liability or responsibility for any third party's use of, or the results of such use of, any information, apparatus, product, or process discussed in this report, or represents that its use by such third party would not infringe on privately owned rights.

ABSTRACT

This document describes the statistical analyses of data on pollutant loadings in effluent wastestreams from pulp, paper, and paperboard facilities. The results of these statistical analyses were used in developing the proposed effluent limitations guidelines and standards for the pulp, paper, and paperboard industry. This document describes the statistical analyses that support the revised subcategorization and proposed effluent limitations for biochemical oxygen demand (BOD_5) and total suspended solids (TSS) based upon the best practicable control technology currently available (BPT). This document also describes the statistical analyses that support the proposed effluent limitations for nonconventional and toxic pollutants based upon the best available technology economically achievable (BAT). In describing the BAT statistical analyses, the document provides a description of the sources of data; an identification of the data conventions used in estimating the production normalized mass loadings; a description of the modified delta-lognormal distribution which was used to derive the proposed limitations; and an evaluation of alternative statistical models that were considered in developing the limitations. In addition, this document describes the statistical analyses that were used to develop the proposed new source performance standards (NSPS) for conventional, nonconventional, and toxic pollutants. The limitations based on the best conventional pollutant control technology (BCT) were transferred from the BPT limitations. The BAT limitations were used as a basis for the pretreatment standards for existing sources (PSES). The BAT limitations and NSPS were used as bases for the pretreatment standards for new sources (PSNS). The BCT limitations, PSES, PSNS are further discussed in the notice of the proposed rulemaking.

TABLE OF CONTENTS

Page

1. INTRODUCTION 1-1

1.1 Data Collection Efforts 1-1

1.1.1 Description of the 1990 National Census of Pulp, Paper, and Paperboard Manufacturing Facilities 1-1
1.1.2 EPA Sampling Data 1-2

1.1.2.1 Long-Term Study Data 1-2
1.1.2.2 Short-Term Study Data 1-2

1.2 Document Purpose and Organization 1-3
1.3 Protection of Confidential Business Information 1-5

2. ANALYSES FOR PROPOSED BPT EFFLUENT LIMITATIONS FOR BOD_5 AND TSS . . 2-1

2.1 Overview of BPT Guidelines Statistical Analyses 2-1

2.1.1 Identification of Options and Population 2-1

2.1.1.1 Mills Used to Evaluate the Current Subcategorization Scheme 2-1
2.1.1.2 BPT Candidate Mills 2-1

2.2 Calculation of BPT Long-Term Averages (LTA) 2-4

2.2.1 Data Used in Calculations 2-5

2.2.1.1 Description of Monthly Average Loadings 2-5
2.2.1.2 Total Production Value Used as a Normalizing Parameter 2-5
2.2.1.3 Description of Daily Data Used in Developing Variability Factors 2-6
2.2.1.4 Comparison of Monthly Averages to Daily Data 2-6

2.2.2 Method Used in Calculating Long-term Averages . . . 2-7

2.2.2.1 For Each Mill 2-7
2.2.2.2 For Each Proposed Subcategory 2-7

2.2.3 Comparison of Activated Sludge and Aerated Stabilization Basin Wastewater Treatment Systems 2-8

2.3 Calculation of BPT Variability Factors and Proposed Limitations 2-11

2.3.1 Description of Daily Data Used in Developing Variability Factors 2-11
2.3.2 Tests of Distributional Assumptions of Daily Data . . . 2-12
2.3.3 Time Series Analysis of BPT Data 2-18

2.3.3.1 Autocorrelation in the Daily Effluent Data . . . 2-18
2.3.3.2 Trend Analysis 2-19

2.3.4 Variability Factors for BPT Subcategories 2-19

2.3.4.1 Methodology for Calculation of 1-Day and 30-Day Variability Factors 2-19
2.3.4.2 Evaluation of a First-Order Autoregressive Model 2-22
2.3.4.3 1-Day and 30-Day Variability Factors by Mill . . 2-23
2.3.4.4 1-Day and 30-Day Variability Factors by Subcategory 2-28

2.3.5 Daily Maximum and Monthly Average Proposed Limitations for the BPT Subcategories 2-28

3. ANALYSES FOR REVISION OF BAT EFFLUENT GUIDELINES 3-1

3.1 Overview of BAT Statistical Analyses 3-1
3.2 Description of Data Sources 3-2

3.2.1 Data Used to Support BPK Options 3 and 4, DS Option 1, and All COD Options 3-2

3.3 Description of Data Conventions 3-3

3.3.1 Data Review 3-4
3.3.2 Data Types 3-4
3.3.3 Data Aggregation 3-5

3.3.3.1 Data Aggregation Across Lab and Field Duplicates 3-5

3.3.4 Calculating Production Normalized Mass Loadings 3-8

3.4 Statistical Methodology 3-9

3.4.1 Overview of Methodology and Applicability to the Pulp and Paper BAT Data Base 3-9

3.4.1.1 Basic Overview of Delta-lognormal Distribution . 3-9
3.4.1.2 Modifications to the Adapted Delta-Lognormal Model 3-12
3.4.1.3 Modification of the Discrete Spike 3-15
3.4.1.4 Modification of the lognormal portion 3-16

3.4.2 Estimation Under the Modified Delta-Lognormal Model . . . 3-17

3.4.2.1 Estimation of Long-Term Averages 3-18
3.4.2.2 Estimation of Variability Factors, Percentiles, and Limitations 3-24

3.5 Alternative Methods Investigated 3-35

3.5.1 Cohen's Censored Maximum Likelihood 3-42

3.5.2 Regression on Order Statistics (ROS) Method 3-44
3.5.3 Poisson Model 3-47
3.5.4 Limitations Based on the Number of Exceedences For Highly Censored Analytes 3-50

4. ANALYSES FOR PROPOSED NEW SOURCE PERFORMANCE STANDARDS (NSPS) . . 4-1

4.1 Overview of NSPS Statistical Analyses 4-1
4.2 Standards for Toxic and Nonconventional Pollutants for the BPK Subcategory 4-1
4.3 Standards for BOD_5 and TSS for All Subcategories 4-2

REFERENCES

**APPENDIX A Raw Data Listings for BPT Data Bases

*APPENDIX B Probability Plots for Monthly BOD_5 and TSS Production Normalized Loadings

**APPENDIX C Plots of Long-Term Averages for Production Normalized BOD_5 and TSS Loadings for BPT Candidate Mills

*APPENDIX D Probability Plots for Daily Production Normalized BOD_5 and TSS Loadings

*APPENDIX E Autocorrelation Analyses and Evaluation of a First-Order Autoregressive Model

*APPENDIX F Trend Analyses

*APPENDIX G Time Plots for Production Normalized BOD_5 and TSS Loadings

*APPENDIX H Plots of 1-Day and 30-Day Variability Factors for BOD_5 and TSS Production Normalized Loadings by Proposed Subpart

*This information has not been presented in the public document in order to protect claims of confidentiality (see Section 1.3).
**The presentation of this information has been modified in the public document to protect claims of confidentiality (see Section 1.3).

TABLE OF CONTENTS (Continued)

*APPENDIX I	Plots Comparing the Distributions of the Variability Factors Within and Across Subcategories for Production Normalized BOD_5 and TSS Loadings
APPENDIX J	Plots of Average Variability Factors for Each Subcategory for BOD_5 and TSS Production Normalized Loadings
APPENDIX K	BAT Production Normalized Loadings Data Listings
APPENDIX L	BAT Summary Statistics for Each Analyte, Subcategory, Option, Stream Combination
APPENDIX M	BAT Time Plots
APPENDIX N	BAT Probability Plots
APPENDIX O	List of the Minimum Level of the Analytical Method for Each Pollutant
APPENDIX P	A Monte Carlo Study of the Delta-Lognormal Methodology
*APPENDIX Q	BAT Poisson Quantile Plots for TCDD/TCDF Concentrations
*APPENDIX R	BAT Poisson Cumulative Distribution Plots for TCDD/TCDF Concentrations

*This information has not been presented in the public document in order to protect claims of confidentiality (see Section 1.3).

LIST OF TABLES

		Page
Table 2-1.	Proposed Versus Current Subcategorization	2-2
Table 2-2.	Example: Combining Effluent Values Across Multiple Wastestreams	2-5
Table 2-3.	Example: Calculation of Production Normalized Mass Loadings for BPT	2-6
Table 2-4.	Table of Quartiles and Summary Statistics by Proposed Subcategory for Production Normalized BOD Loadings (kg/kkg) for Direct Discharge BPT Candidate Mills Only	2-9
Table 2-5.	Table of Quartiles and Summary Statistics by Proposed Subcategory for Production Normalized TSS Loadings (kg/kkg) for Direct Discharge BPT Candidate Mills Only	2-9
Table 2-6.	Results for the Comparison of Treatment Types	2-10
**Table 2-7.	List of Daily Loadings Excluded from Variability Factor Analysis	2-12
Table 2-8.	Critical Values for the Studentized Range Goodness-of-Fit Test	2-13
**Table 2-9.	Studentized Range Test for Lognormality of Daily Production Normalized BOD_5 Loadings	2-14
**Table 2-10.	Studentized Range Test for Lognormality of Daily Production Normalized TSS Loadings	2-16
*Table 2-11.	Summary Listing of BOD_5 Production Normalized Loadings (kg/kkg) by Mill	2-24
*Table 2-12.	Summary Listing of TSS Production Normalized Loadings (kg/kkg) by Mill	2-26
*Table 2-13.	Summary Listing of BOD_5 1-Day and 30-Day Variability Factors for Production Normalized Mass-Based Loadings	2-29

*This information has not been presented in the public document in order to protect claims of confidentiality (see Section 1.3).
**The presentation of this information has been modified in the public document to protect claims of confidentiality (see Section 1.3)

*Table 2-14. Summary Listing of TSS 1-Day and 30-Day Variability Factors for Production Normalized Mass-Based Loadings 2-29

Table 2-15. Proposed BPT Limitations for BOD_5 Production Normalized Mass Loadings 2-30

Table 2-16. Proposed BPT Limitations for TSS Production Normalized Mass Loadings 2-30

Table 3-1. Technology Basis for Proposed BAT 3-1

Table 3-2. Data Sources for Proposed Limitations for COD 3-3

Table 3-3. Summary Statistics for Detection Limits Long-term and Short-term Data Combined 3-6

Table 3-4. (This table number not used.)

Table 3-5. Method for Averaging Lab Duplicate Samples 3-7

Table 3-6. Method for Averaging Field Duplicate Samples 3-7

Table 3-7. Example: Calculation of Production Normalized Mass Loadings 3-8

Table 3-8. Long-Term Averages and Summary Statistics for Production Normalized Mass Loadings 3-20

Table 3-9. EPA Proposed Monitoring Frequencies 3-24

Table 3-10. Comparison of Descriptive Statistics Calculated Using the Modified Delta-Lognormal Model and Simulated from 7,000 Randomly Generated Samples (Short-Term Data Excluded) 3-31

Table 3-11. Example Calculation of Mass-based Limitations for the Bleach Plant Effluent 3-33

Table 3-12. Bleach Plant Data Subsets (Long-Term Study) for which Variability Factors for One Stream Were Transferred From the Other Stream for the Analyte 3-34

Table 3-13. Data Subsets for Which Variability Factors Were Transferred 3-35

Table 3-14. Long-Term Averages, Variability Factors, and Proposed Limitations 3-36

Table 3-15. Results of Kolmogorov-Smirnov Goodness-of-Fit Test for the Poisson Distribution for TCDD and TCDF Concentrations 3-51

*This information has not been presented in the public document in order to protect claims of confidentiality (see Section 1.3).

Table 3-16. Probabilities of Exceedances for TCDD and TCDF Concentrations 3-53

Table 4-1. NSPS Option for Bleached Papergrade Kraft and Soda Subcategory 4-1

Table 4-2. Proposed NSPS for the Bleached Papergrade Kraft and Soda Subcategory 4-3

Table 4-3. Proposed NSPS for BOD_5 Production Normalized Mass Loadings 4-5

Table 4-4. Proposed NSPS for TSS Production Normalized Mass Loadings 4-5

LIST OF FIGURES

Page

Figure 3-1. Standard Delta-Lognormal Distribution 3-10

Figure 3-2. Adapted Delta-Lognormal Distribution 3-14

Figure 3-3. Modified Delta-Lognormal Distribution 3-14

1. INTRODUCTION

This document describes the statistical analyses of pollutant loadings in effluent wastestreams from pulp, paper, and paperboard facilities. These statistical analyses were used in developing the proposed effluent limitations guidelines and standards in the notice of the proposed rulemaking for the pulp, paper, and paperboard industry. In particular, this document describes the statistical analyses of the data used to develop the proposed effluent limitations based on the best practicable control technology currently available (BPT), the best available technology economically achievable (BAT), and the proposed new source performance standards (NSPS). The limitations based on the best conventional pollutant control technology (BCT) were transferred from the BPT limitations. The BAT limitations were used as a basis for the pretreatment standards for existing sources (PSES). The BAT limitations and NSPS were used as bases for the pretreatment standards for new sources (PSNS). The BCT limitations, PSES, PSNS are further discussed in the notice of the proposed rulemaking.

The Environmental Protection Agency (EPA) analyzed data from mills to assess wastes generated, wastewater loads, and wastewater treatment system performance. There were three principal sources of data that provided process information, effluent data, and production values, which were used in the statistical analyses and in developing the proposed limitations and standards. The first source of data was the 1990 National Census of Pulp, Paper, and Paperboard Manufacturing Facilities. A second source of data was the long-term study conducted by EPA in conjunction with the National Council of the Paper Industry for Air and Stream Improvement, Inc. (NCASI) from 1991 to 1992. The third source of data was the short-term studies conducted by EPA from 1988 through mid-1993.

1.1 Data Collection Efforts

1.1.1 Description of the 1990 National Census of Pulp, Paper, and Paperboard Manufacturing Facilities

In October 1990, an industry-wide census was conducted by sending a detailed questionnaire to collect information from the approximately 600 pulp, paper, and paperboard facilities. The data collected in the questionnaire were used in the statistical analyses to support the following:

- Evaluation of the current subcategorization of the pulp, paper, and paperboard industry
- Identification of the "best performing" facilities in terms of BOD_5 and TSS discharges
- Development of the proposed effluent limitations guidelines and standards using effluent data and final production values (off-machine).

1.1.2 EPA Sampling Data

During the development of the proposed rules, EPA conducted two wastewater sampling programs consisting of a long-term study and 13 short-term studies. EPA used the data from the two sampling efforts in the statistical analyses and in developing the proposed effluent limitations and standards.

1.1.2.1 Long-Term Study Data

The long-term sampling study was undertaken as a cooperative effort between EPA and the industry. Representatives of the paper industry, the American Paper Institute (now the American Forest and Paper Association [AFPA]) and NCASI, cooperated with EPA to obtain the data needed for EPA's effluent guidelines development. In particular, sampling data was collected and analyzed from eight pulp and paper mills.

These eight mills were selected for participation in the long-term study because they utilized particular pulping or bleaching technologies, wastewater treatment, or fiber furnishes. At each mill, some of the sampling points were selected to characterize the bleach plant effluent and the performance of the wastewater treatment system. Samples were collected during one 24-hour period each week for 9 weeks in the summer of 1991 and each week for 9 weeks in the winter of 1991-1992. These samples were analyzed for chlorinated phenolics, chlorinated dioxins and furans, volatile organics, AOX, Color, BOD_5, and TSS. Some of the data were used to develop the proposed effluent limitations and standards.

A corresponding flow and production data base also was created, providing stream flow and brownstock pulp flow rate information for each sampling episode. This information was used in the calculation of production normalized mass loadings.

1.1.2.2 Short-Term Study Data

EPA also conducted 13 short-term sampling episodes from 1988 through mid-1993. The first three sampling episodes, performed in 1988, served as screening episodes and allowed the Agency to select a smaller subset of pollutants to be examined during future episodes. Subsequently, EPA conducted 10 short-term sampling episodes between 1989 and 1993. Mills were selected for participation in the short-term sampling program because they utilized particular pulping or bleaching technologies, wastewater treatment, or fiber furnishes. Further details are provided in the "Development Document for Proposed Effluent Limitations Guidelines and Standards for the Pulp, Paper, and Paperboard Point Source Category," hereafter referred to as the technical water development document.

During these episodes, samples were analyzed for chlorinated phenolics, chlorinated dioxins and furans, volatile organics, AOX, Color, COD, BOD_5, and TSS. The sampling points were selected to characterize wastewater discharges from various processes and treatments, including bleach plant filtrates and final effluent streams. Some data from the short-term episodes were used to develop the proposed effluent limitations and standards.

Similar to the long-term study, a corresponding flow and production data base was created for the short-term study sampling data providing stream flow and brownstock pulp flow rate information for each sampling episode.

1.2 Document Purpose and Organization

This document details all statistical analyses and describes the data used in the analyses to support the proposal of effluent limitations guidelines and standards for the pulp, paper, and paperboard industry These analyses also were used to revise the subcategorization scheme of the industry.

This document is divided into 4 chapters and 18 appendices. The following is a summary of the content of each section.

- **Chapter 1. Introduction** — provides a brief overview of the proposed effluent limitations guidelines for the pulp and paper industry including a description of EPA's data collection efforts. The chapter also describes the purpose and organization of this document.

- **Chapter 2. Analyses for the Proposal of BPT Effluent Limitations for BOD_5 and TSS** — provides an overview of the proposed new subcategorization scheme for the pulp, paper, and paperboard industry and the statistical analyses used in developing the proposed BPT limitations. The description of the statistical analyses includes the calculation of long-term averages, variability factors, and limitations for each subcategory and option.

- **Chapter 3. Analyses for the Proposal of BAT Effluent Limitations** — provides a description of the data sources, data conventions, and statistical methodology used for proposing BAT limitations. The description of the statistical methodology includes the calculation of long-term averages, variability factors, and limitations for each option. This chapter also discusses other statistical methods that were investigated and the reasons they were rejected.

- **Chapter 4. Analyses for the Proposal of New Source Performance Standards (NSPS)** — provides a description of the data conventions and statistical methodology used for proposing NSPS for conventional, nonconventional, and toxic pollutants. The description of the statistical methodology includes the calculation of long-term averages, variability factors, and standards for each proposed option.

- **Appendix A. BPT Data Listings** — provides listings of the monthly BOD_5 and TSS concentrations and flow data used in the development of the long-term averages for the proposed BPT limitations and the daily BOD_5 and TSS concentrations and flow data used in the development of the variability factors for the proposed BPT limitations.

- **Appendix B. BPT Probability Plots** — provides probability plots for monthly BOD_5 and TSS production normalized loadings to assess the fit of the monthly data to the normal distribution.

- **Appendix C. Plots of BPT Long-Term Averages** — provides plots of calculated long-term averages for BOD_5 and TSS production normalized loadings for all BPT candidate mills by proposed subcategory.

- **Appendix D. BPT Probability Plots** – provides probability plots for daily production normalized BOD_5 and TSS loadings for all BPT candidate mills in the daily data base to assess the fit of the data to the lognormal distribution.

- **Appendix E. BPT Autocorrelation Analyses** – provides tables of autocorrelation coefficients and 30-day variability factors to assess the presence of autocorrelation in the daily BOD_5 and TSS production normalized loadings.

- **Appendix F. BPT Trend Analyses** – provides tables of autocorrelation coefficients and 30-day variability factors calculated on the de-trended daily BOD_5 and TSS production normalized loadings to assess the presence and effect of linear and quadratic trends in the daily data.

- **Appendix G. BPT Time Plots** – provides time plots of daily production normalized BOD_5 and TSS production normalized loadings to assess trends and outliers in the data.

- **Appendix H. BPT Plots of 1-Day and 30-Day Variability Factors** – provides plots of 1-day and 30-day variability factors for BOD_5 and TSS production normalized loadings for mills in the daily data base by proposed subcategory.

- **Appendix I. BPT Plots Comparing the Distribution of 1-Day and 30-Day Variability Factors for production normalized BOD_5 Loadings** – provides plots comparing the distributions of variability factors within and across subcategories for production normalized BOD_5 and TSS loadings.

- **Appendix J. BPT Plots of Average Variability Factors for Each Subcategory** - provides plots of average variability factors for each proposed subcategory for BOD_5 and TSS production normalized loadings to assess the differences in variability across proposed subcategories.

- **Appendix K. BAT Production-Normalized Loadings Data Listings** – provides listings of the raw data (production normalized loadings) used in the development of limitations for BAT Options 3 and 4 for the bleached papergrade kraft and soda subcategory (BPK 3 and BPK 4) and Option 1 for the dissolving sulfite subcategory (DS 1) before and after aggregation of duplicate samples and of different wastestreams.

- **Appendix L. BAT Summary Statistics for Each Analyte, Subcategory, Option, Stream Combination** – provides tables of overall number of samples, means, and standard deviations and mean, minimum, and maximum values by censoring type for production normalized loadings for Options BPK 3, BPK 4, and DS 1. This appendix also includes summary statistics for all other options considered by EPA in the proposal.

- **Appendix M. BAT Time Plots** – provides time plots of production normalized loadings for BAT Options BPK 3, BPK 4, and DS 1 by analyte and stream with symbols denotes the type of censoring to assess any patterns or outliers in the data.

- **Appendix N. BAT Probability Plots** – provides probability plots of production normalized loadings for BAT Options BPK 3, BPK 4 and DS 1 by analyte and stream to assess the fit of all samples and of all detected samples to the lognormal distribution.

- **Appendix O. List of the Minimum Level of the Analytical Method for Each Pollutant.**

- **Appendix P. A Monte Carlo Study of the Delta-Lognormal Methodology** – provides a summary and plots outlining the results comparing the modified delta-lognormal methodology to other estimation methods for censored data.

- **Appendix Q. BAT Poisson Quantile Plots for TCDD/TCDF Concentrations** – provides plots used to assess the fit of the concentration data to the Poisson distribution for BAT Options BPK 3 and BPK 4.

- **Appendix R. BAT Poisson Cumulative Distribution Plots for TCDD/TCDF Concentrations** – provides overlay plots of the empirical cumulative distribution function and the estimated Poisson cumulative distribution to assess the fit of the concentration data to the Poisson distribution for BAT Options BPK 3 and BPK 4.

- **References.**

1.3 Protection of Confidential Business Information

Some of the data that were used in the statistical analyses discussed in this document have been claimed as confidential business information. Therefore, some of the data and some of the statistical analyses are not presented in the public version of the document. In some cases, the data are presented but the mill identities are masked to preserve confidentiality claims. Further, EPA has withheld from disclosure some data not claimed as confidential business information because release of this information could indirectly reveal information claimed to be confidential.

2. ANALYSES FOR PROPOSED BPT EFFLUENT LIMITATIONS FOR BOD_5 AND TSS

2.1 Overview of BPT Guidelines Statistical Analyses

This chapter describes the statistical analyses that support the revised subcategorization and the proposed BPT effluent limitations for biochemical oxygen demand (BOD_5) and total suspended solids (TSS). For each proposed subcategory, the proposed effluent limitations are defined by the performance of the best 50 percent of the mills in the subcategory.

2.1.1 Identification of Options and Population

To determine the technology basis of the proposed BPT effluent limitations, EPA developed a data base consisting of 1989 effluent data supplied by the mills in the 1990 National Census of Pulp, Paper, and Paperboard Manufacturing Facilities. EPA used this data base, as described in this chapter, and additional information including treatment system operation and design, as discussed in Section 9 of the technical water development document.

2.1.1.1 Mills Used to Evaluate the Current Subcategorization Scheme

The BOD_5 and TSS effluent data, as supplied in the questionnaire for the direct-discharging mills having treatment representative of secondary treatment (or better) and, in general, at least 85 percent of total production in a single current subcategory, were used to evaluate the current subcategorization for the industry (128 mills). Exceptions to the 85 percent rule were necessary for subcategories in which there were no mills with at least 85 percent of production in the subcategory. Subsequently, the 26 current subcategories (and 15 further divisions) were collapsed into 12 proposed subcategories (see the technical water development document, Section 5 for a more detailed discussion). Table 2-1 displays the proposed collapsed subcategorization scheme and the respective current subcategories for the pulp and paper industry.

Plots of the long-term averages of the BOD_5 and TSS production normalized loadings used in the subcategorization analyses are presented in Section 5 of the technical water development document. Those plots were used by the Agency to illustrate that within proposed subcategories, current subcategory mean production normalized BOD_5 loadings were similar, often exhibiting overlapping ranges. Thus, no clear pattern existed for any of the current subcategories within the proposed subcategories. Specifically, EPA examined the plots to determine whether any inherent clustering by current subcategory occurred within the proposed subparts. For example, for proposed subpart B, the bleached papergrade kraft and soda subcategory, if the long-term averages for the market bleached kraft mills were consistently lower than all of the long-term averages for the fine bleached kraft mills, EPA would have concluded that these current subcategories should not be combined. However, since the long-term averages for market and fine bleached kraft mills are randomly interspersed, these current subcategories were combined.

2.1.1.2 BPT Candidate Mills

After evaluating the technology of the direct discharging mills in this data base, the Agency decided that secondary treatment would be the technology

Table 2-1.
Proposed Versus Current Subcategorization

Subpart	Number of BPT Candidate Mills	Proposed Subcategory	Current Subcategory (with existing 40 CFR Part 430 Subparts noted)
A	3	Dissolving Kraft	Dissolving Kraft (F)
B	33	Bleached Papergrade Kraft and Soda	Market Bleached Kraft (G) BCT Bleached Kraft (H) Fine Bleached Kraft (I) Soda (P)
C	20	Unbleached Kraft	Unbleached Kraft (A) - Linerboard - Bag and Other Products Unbleached Kraft and Semi-chemical (D,V)
D	3	Dissolving Sulfite	Dissolving Sulfite (K) - Nitration - Viscose - Cellophane - Acetate
E	8	Papergrade Sulfite	Papergrade Sulfite (J,U) - Blow Pit Wash - Drum Wash
F	15	Semi-Chemical	Semi-chemical (B) - Ammonia - Sodium
G	9	Mechanical Pulp	GW-Thermo-mechanical (M) GW-Course, Molded, News (N) GW-Fine Papers (O) GW-Chemi-mechanical (L)
H	3	Non-Wood Chemical Pulp	Miscellaneous mills not covered by a specific subpart
I	14	Secondary Fiber Deink	Deink Secondary Fiber (Q) - Fine Papers - Tissue Papers - Newsprint

Table 2-1. (Continued)
Proposed Versus Current Subcategorization

Subpart	Number of BPT Candidate Mills	Proposed Subcategory	Current Subcategory (Subpart)
J	28	Secondary Fiber Non-Deink	Tissue from Wastepaper (T) Paperboard from Wastepaper (E) - Corrugating medium - Non-Corrugating Medium Wastepaper-Molded Products (W) Builders' Paper and Roofing Felt (40 CFR Part 431 Subpart A)
K	8	Fine and Lightweight Papers from Purchased Pulp	Non-Integrated Fine Papers (R) - Wood Fiber Furnish - Cotton Fiber Furnish Lightweight Papers (X) - Lightweight Papers - Lightweight Electrical Papers
L	10	Tissue, Filter, Nonwoven, and Paperboard from Purchased Pulp	Non-Integrated - Tissue Papers (S) - Filter and Non-Woven (Y) - Paperboard (Z)

basis for the proposed BPT effluent limitations (see the technical water development document for a more detailed discussion). For the analyses conducted to determine the BPT performance level for each proposed subcategory, the data from 154 mills were examined. These mills are referred to as the "BPT candidate mills" in this document. BPT candidate mills were defined by the following characteristics:

- Direct-discharge
- In general, at least 85 percent of total production in one proposed subcategory
- Secondary treatment (mills with tertiary treatment were excluded).

An increase from the number of mills used for the subcategorization analyses to the number used in developing the long-term averages and limitations occurred because many mills that were in multiple current subcategories were in only one proposed subcategory. For example, the data from a mill with 50 percent of its production in the current Market Bleached Kraft subcategory and 50 percent of its production in the current Soda subcategory would not have been used in the subcategorization analyses, but would have been used in developing limitations for the proposed Bleached Papergrade Kraft and Soda subcategory. Also, tertiary mills were included in the subcategorization analyses but not in developing limitations, since these mills exhibited treatment beyond the established technology basis for the proposed BPT effluent limitations.

EPA considered two options for the BPT performance level and proposed Option 2:

Option 1: The performance level representing the average of the "best" 90 percent of mills in each subcategory, calculated as the average of the long-term averages of the BOD_5 production normalized loadings for the best 90 percent of the mills in the subcategory.

Option 2: The performance level representing the average of the "best" 50 percent of mills in each subcategory, calculated as the average of the long-term averages for the mills with BOD_5 production normalized loadings for the best 50 percent of the mills in the subcategory.

Section 2.2.2.2 discusses the calculation of the long-term averages and the determination of the "best" mills in each subcategory in detail.

2.2 Calculation of BPT Long-Term Averages (LTA)

This section describes the data and method used in calculating the long-term averages for the mills and the subcategories.

2.2.1 Data Used in Calculations

The data used in calculating the long-term averages consisted of monthly average loadings; the total final production value (off-machine short tons/year) for each mill, which was used as the normalizing parameter; and daily data reported in the questionnaire. The reported monthly average loadings were compared to the daily data as described below.

2.2.1.1 Description of Monthly Average Loadings

To calculate the long-term averages for BOD_5 and TSS for each mill, EPA used 1989 data supplied in the 1990 National Census of Pulp, Paper, and Paperboard Manufacturing Facilities questionnaire for BOD_5 and TSS loadings (Part A, Q.74). These effluent values were supplied as the average daily loading (lbs/day) for each month. If the loadings were not supplied by the mill, they were calculated as the product of the corresponding concentration and flow values multiplied by an appropriate conversion factor. Appendix A contains a raw data listing of the reported monthly BOD_5 and TSS average concentrations and flow data for the BPT candidate mills (listing A-1).

Several mills supplied effluent data for more than one final effluent wastestream. In these cases, the loadings were summed across effluent wastestreams to compute a single average value for each month (see Table 2-2).

Table 2-2.
Example: Combining Effluent Values Across Multiple Wastestreams

January	Stream 1	Stream 2	Combined
Loading (lbs/day)	300	440	740

2.2.1.2 Total Production Value Used as a Normalizing Parameter

The Agency used total annual final production (off-machine short tons/year) for 1989 as a normalizing parameter for the mass loadings (short tons is abbreviated as tons throughout the remainder of this document). Annual final production values were supplied by the questionnaire (Part A, Table E) for 1989 for each product. These individual production values were summed to compute each mill's total annual production for 1989. Then the average daily production (tons/day) was calculated by dividing the total annual production (tons/year) by 350 days/year (a typical number of production days for mills). Finally, the production normalized mass loadings were calculated by dividing the mass loadings (lbs/day) by the average daily 1989 production (tons/day). An example is shown in Table 2-3.

Table 2-3.
Example: Calculation of Production Normalized Mass Loadings for BPT

	Mass Loading (lbs/day)	Total Annual Production (tons/year)	Number of Production Days Per Year
	300	140,000	350
Average Daily Production (tons/day)	$\frac{140{,}000\ \frac{tons}{year}}{350\ \frac{days}{year}} = 400\ \frac{tons}{day}$		
Production Normalized Mass Loading (lbs/ton)	$\frac{300\frac{lbs}{day}}{400\frac{tons}{day}} = 0.750\frac{lbs}{ton}$		

2.2.1.3 Description of Daily Data Used in Developing Variability Factors

Daily data on flow (MGD) and BOD_5 and TSS concentrations (mg/l) for the final effluent wastestream were supplied by the mills for 1989 in the questionnaire Part A, Q.73. Appendix A contains a raw data listing of the daily BOD_5 and TSS concentrations and flow data used in the calculations of the variability factors (listing A-2). In general, EPA used daily data from the best 50 percent of the BPT candidate mills. The mills were not consistent in their conventions for reporting zero and missing effluent values; therefore, daily effluent values reported as zero, were set to missing. (A value may be missing for other reasons such as the mill did not monitor or was not operating that day.) Mass loadings were calculated by multiplying the daily concentration by the daily flow value and applying the appropriate unit conversion factors to convert the mass loadings to pounds per day (lbs/day). Next, the mass loadings were normalized using the total annual production of the mill (short tons/year) as shown in Table 2-3 for the monthly data.

2.2.1.4 Comparison of Monthly Averages to Daily Data

The monthly average BOD_5 and TSS loadings, as supplied in the questionnaire, were compared to the monthly averages computed from the corresponding daily loadings. The average monthly loadings were computed as the arithmetic average of the daily loadings for each month. Then, the computed monthly averages from the daily data were compared to the monthly averages supplied in the questionnaire. In nearly all cases, the comparison exhibited only minor differences due to rounding error.

A few mills reported data for multiple wastestreams for the monthly average data, however, they only supplied daily data for one wastestream. In these cases, the daily data were excluded from further analyses.

2.2.2 Method Used in Calculating Long-term Averages

2.2.2.1 For Each Mill

Assuming the monthly average BOD_5 and TSS production normalized loadings reported in the questionnaire are averages of 30 effluent values, the Central Limit Theorem (which states that sample means are approximately normally distributed when the sample size is reasonably large), may be applied. Then, the assumption can be made that the 12 monthly average loadings reported for each mill are approximately normally distributed. Appendix B contains normal probability plots for the monthly average BOD_5 and TSS production normalized loadings, which visually confirm this assumption. Therefore, the long-term averages for BOD_5 and TSS production normalized mass loadings were calculated for each mill by arithmetically averaging the 12 monthly averages for each mill. The calculations for the long-term averages were computed using the reported monthly average data, except when the monthly average computed from daily data differed from the reported monthly average. In these cases, the reported monthly average was replaced with the calculated monthly average from the daily data base (except in the case of multiple wastestreams as discussed above or for mills with very sparse data in the daily data base).

2.2.2.2 For Each Proposed Subcategory

To determine the performance level defining the proposed BPT limitations, the production normalized BOD_5 effluent loadings were used to rank the BPT candidate mills because secondary treatment systems are generally designed with BOD_5 control as a primary objective. The EPA ranked the mills in each proposed subcategory according to effluent BOD_5 loadings. The arithmetic mean of the long-term averages for BOD_5 and TSS loadings for the best 90 percent of mills (Option 1) and the best 50 percent of mills (Option 2) in each proposed subcategory were calculated as the long-term averages for each proposed subcategory.

For example, suppose subcategory X has 10 BPT candidate mills. First, the long-term average BOD_5 and TSS production normalized loadings were calculated for each mill. Next, the mills were ranked according to their long-term average BOD_5 production normalized loading. The BOD_5 long-term average for subcategory X for Option 1 would be the arithmetic mean of the BOD_5 long-term averages for the 9 mills (90%) with the lowest BOD_5 long-term averages. The BOD_5 long-term average for subcategory X for Option 2 would be the arithmetic mean of the BOD_5 long-term averages for the 5 mills (50%) with the lowest BOD_5 long-term averages.

The TSS long-term average for subcategory X for Option 1 would be the arithmetic mean of the TSS long-term averages for the 9 mills with the lowest BOD_5 long-term averages. The TSS long-term average for subcategory X for Option 2 would be the arithmetic mean of the TSS long-term averages for the 5 mills (50%) with the lowest BOD_5 long-term averages. The EPA determined a separate ranking of mills based on TSS effluent quality and a separate performance level analysis for TSS was not appropriate because treatment systems are designed for optimal BOD_5 removal and may not be designed for optimized TSS removal.

Summary statistics were computed for the long-term averages of the production normalized mass loadings for each mill in each proposed subcategory. These summary statistics include the mean, standard deviation, median, and means of the lower 90 percent (Option 1) and lower 50 percent (Option 2) (see Tables 2-4 and 2-5). EPA proposed Option 2 as explained in the notice of proposed rulemaking.

Figures C1-1 through C1-12 in Appendix C are plots of long-term averages for production normalized BOD_5 and TSS loadings for the 154 BPT candidate mills. The plots were generated for each proposed subpart with symbols for the production normalized BOD_5 loadings denoting each mill's current subcategory listed in Table 2-1. Asterisks were used if a mill did not correspond to a current subcategory or had production in multiple current subcategories. Each mill's corresponding TSS production normalized loading is represented on the graphs by the symbol "1." Also, on each graph, dotted lines labeled as "BOD" and "TSS" represent the proposed limitations for each proposed subpart.

2.2.3 Comparison of Activated Sludge and Aerated Stabilization Basin Wastewater Treatment Systems

A comparison of BPT candidate mills having aerated stabilization basins with mills having activated sludge treatment systems was performed using a 3-factor unbalanced nested ANOVA model. For the monthly average data (which are approximately normal; see Section 2.2.2.1), subpart H did not contain mills with each type of treatment and for the daily data base, subparts A, D, E, G, H, I, and L do not contain mills with each type of treatment and subpart K only contains data for two mills.

For the ANOVA model, the variables mill (CBIID), subpart (SUBPART), and treatment (TREATMT) were used as independent variables. However, since each mill has only one type of treatment and one subcategory, the variable CBIID is nested within TREATMT and SUBPART:

Dependent = TREATMT SUBPART TREATMT*SUBPART CBIID(TREATMT SUBPART)

where "Dependent" refers to production normalized BOD_5 (TBOD) or TSS (TTSS) monthly average loadings. The mean square error term for CBIID(TREATMT SUBPART) (Type III) was used as the error term to test the hypotheses for treatment and subpart effects due to the nesting of the design. Since the treatment-subpart interaction was not significant for either model, the models were rerun with this term deleted. Each model displayed a significant subpart effect ($p=0.0001$ for BOD_5 and TSS) and a nonsignificant treatment effect ($p=0.130$ for BOD_5 and $p=0.687$ for TSS). These results indicate that mills in different subparts have significantly different effluent quality; however, no significant differences due to the type of treatment used by the mill were found. Mills having activated sludge treatment do not have BOD_5 production normalized loadings statistically significantly different than mills having aerated stabilization basins.

The loadings also were analyzed separately for each subpart using the ANOVA model (shown on page 7) without the variable SUBPART. Table 2-6 displays the adjusted means for each treatment type, the difference in the adjusted means, and the significance level of the ANOVA model. The type of treatment significantly affected production normalized BOD_5 for subpart A ($p=0.0316$), and the type of treatment significantly affected production normalized TSS for

Table 2-4.
Table of Quartiles and Summary Statistics by Proposed Subcategory for Production Normalized BOD Loadings (kg/kkg) for Direct Discharge BPT Candidate Mills Only

Subpart	Subcategory	N	Arithmetic Mean	Standard Deviation	Median	Option 1 Mean of Lower 90%	Option 2 Mean of Lower 50%
A	Dissolving Kraft	3	5.39	3.00	3.66	3.6605	3.5118
B	Bleached Papergrade Kraft and Soda	33	3.05	1.75	3.00	2.6530	1.5701
C	Unbleached Kraft	20	1.78	0.64	1.83	1.6818	1.3200
D	Dissolving Sulfite	3	19.51	2.96	17.98	17.9841	16.6701
E	Papergrade Sulfite	8	6.06	3.64	4.42	4.9655	3.5975
F	Semi-chemical	15	2.09	2.14	1.58	1.4816	0.9705
G	Mechanical Pulp	9	1.28	1.21	0.60	0.9908	0.3802
H	Non-Wood Chemical Pulp	3	2.35	1.21	1.65	1.6523	1.5860
I	Secondary Fiber Deink	14	3.03	2.12	2.65	2.3578	1.4030
J	Secondary Fiber Non-Deink	28	1.06	1.46	0.65	0.6576	0.3633
K	Fine and Lightweight Papers from Purchased Pulp	8	2.70	1.54	2.19	2.3017	1.5919
L	Tissue,Filter,Nonwoven, and Paperboard from Purchased Pulp	10	1.83	1.95	1.60	1.2814	0.6291

Table 2-5.
Table of Quartiles and Summary Statistics by Proposed Subcategory for Production Normalized TSS Loadings (kg/kkg) for Direct Discharge BPT Candidate Mills Only

Subpart	Subcategory	N	Arithmetic Mean	Standard Deviation	Median	Option 1 Mean of Lower 90%	Option 2 Mean of Lower 50%
A	Dissolving Kraft	3	7.81	5.52	4.62	4.6220	4.8516
B	Bleached Papergrade Kraft and Soda	33	4.91	2.88	3.89	4.4605	2.7211
C	Unbleached Kraft	20	2.81	1.47	2.69	2.7389	2.5729
D	Dissolving Sulfite	3	32.30	6.83	28.60	35.3209	39.7187
E	Papergrade Sulfite	8	7.62	6.50	5.39	5.4607	4.7385
F	Semi-chemical	15	3.01	2.09	2.39	2.2856	1.9571
G	Mechanical Pulp	9	2.44	1.97	1.82	2.1761	1.3500
H	Non-Wood Chemical Pulp	3	3.79	2.48	2.37	2.3737	2.0254
I	Secondary Fiber Deink	14	3.45	2.93	1.73	3.1093	1.5033
J	Secondary Fiber Non-Deink	28	0.87	0.74	0.67	0.6994	0.5268
K	Fine and Lightweight Papers from Purchased Pulp	8	1.81	1.26	1.35	1.4400	1.2322
L	Tissue,Filter,Nonwoven, and Paperboard from Purchased Pulp	10	1.79	1.53	1.45	1.7142	1.2922

** Subpart D is discussed in Section 2.3.5.

subparts A (p=0.0265) and G (p=0.0207). The adjusted means for subpart A were higher for mills with activated sludge treatment, and the adjusted means for subpart G were higher for mills with aerated stabilization basin treatment. Thus, no clear pattern of superior effluent quality due to treatment type can be determined. (The adjusted means calculated from the model were examined since the adjusted means were not influenced by any inherent mill effects.)

The ANOVA model also was examined for the log transformation of the production normalized BOD_5 (LNMBOD) and TSS (LNMTSS) loadings for the daily data (the transformed data were distributed approximately normally, see Section 2.3.2). These analyses were performed for the daily loadings as discussed previously for the monthly average loadings. Once again, the subpart effect was always significant and the treatment effect was always nonsignificant at the 10 percent significance level.

The daily loadings were also analyzed separately for each subpart (see Table 2-6) in the same manner as the monthly average loadings. The type of treatment displayed a marginally significant effect on production normalized BOD_5 loading for only subpart F (p=0.049) but not for the TSS loadings. The adjusted mean production normalized loadings for the daily data are most often lower than those for the corresponding subpart in the monthly average data since the daily data generally incorporates data only from mills with BOD_5 loadings in the lower 50 percent for the subpart.

Overall for the BPT candidate mills, both treatment systems reduced the amount of BOD_5 or TSS in the final effluent to the same degree. Therefore, the data from the BPT candidate mills with either type of secondary treatment were used in the development of proposed BPT limitations.

Table 2-6.
Results For the Comparison of Treatment Types

Subpart	Monthly Average Loadings			Daily Loadings		
	Adjusted BOD_5 Means (lbs/ton prod)	Difference (ACT-ASB)	ANOVA Model	Adjusted BOD_5 Means (lbs/ton prod)	Difference (ACT - ASB)	ANOVA Model
A	ACT : 17.68	10.36	p=0.0316	ACT : ----	----	--
	ASB : 7.32			ASB : 6.55		
B	ACT : 8.60	-1.41	N.S.	ACT : 2.69	-0.41	N.S.
	ASB : 10.01			ASB : 3.10		
C	ACT : 4.04	0.38	N.S.	ACT : 2.80	1.20	N.S.
	ASB : 3.66			ASB : 1.60		
D	ACT : 33.34	-11.8	---	ACT : 30.57	----	--
	ASB : 45.14			ASB : ----		
E	ACT : 8.76	-9.35	N.S.	ACT : 5.47	----	--
	ASB : 18.11			ASB : ----		
F	ACT : 1.55	-4.80	N.S.	ACT : 1.62	-0.79	p=0.049
	ASB : 6.35			ASB : 2.41		
G	ACT : 2.49	-2.93	N.S.	ACT : 0.48	----	--
	ASB : 5.42			ASB : ----		

Table 2-6. (Continued)
Results For the Comparison of Treatment Types

Subpart	Monthly Average Loadings			Daily Loadings		
	Adjusted BOD_5 Means (lbs/ton prod)	Difference (ACT-ASB)	ANOVA Model	Adjusted BOD_5 Means (lbs/ton prod)	Difference (ACT - ASB)	ANOVA Model
H	ACT : ----	----	--	ACT : ----	----	--
	ASB : 7.50			ASB : 6.82		
I	ACT : 5.13	-2.98	N.S.	ACT : 1.97	----	--
	ASB : 8.11			ASB : ----		
J	ACT : 2.07	-0.53	N.S.	ACT : 0.91	0.07	N.S.
	ASB : 2.60			ASB : 0.84		
K	ACT : 6.12	-1.12	N.S.	ACT : 3.46	-3.64	--
	ASB : 7.24			ASB : 7.10		
L	ACT : ----	----	--	ACT : ----	----	--
	ASB : 3.08			ASB : 1.63		

ACT = Activated Sludge
ASB = Aerated Stabilization Basin

2.3 Calculation of BPT Variability Factors and Proposed Limitations

2.3.1 Description of Daily Data Used in Developing Variability Factors

Mills were selected for the variability factor analysis based on their production normalized BOD_5 loadings. In general, the data were from the best 50 percent of the BPT candidate mills in each proposed subcategory. Additional selection criteria were that all daily data were available and that all of the current subcategories within the proposed collapsed subcategories were represented whenever possible. (The daily data are described in Section 2.2.1.3.) Data from 93 mills were originally selected for the variability factor analysis. However, 15 mills were later excluded due to use of tertiary treatment (which was not selected as the technology basis for BPT) or, after further data review, they did not meet the minimum of 85 percent total production in one subcategory. Additionally, after an engineering review of the daily loadings, 11 mills and several individual loadings were excluded from the analysis for the reasons listed in Table 2-7, and 4 mills did not record enough data for the analysis. Thus, the daily loadings from a total of 63 mills were used in the variability factor analysis.

Table 2-7.
List of Daily Loadings Excluded from Variability Factor Analysis

CBIID*	Action	Comment
	Delete data from 12/21-12/31.	extreme values
	Delete 12/24-12/31.	extreme values
	Delete all data.	daily data provided for only one of several final effluent wastestreams
	Delete all data.	extreme values
	Delete all data.	shift in effluent values mid-year
	Delete all data.	shift in effluent values mid-year
	Delete all data.	extreme BOD_5 values
	Delete all data.	daily data provided for only one of several final effluent wastestreams
	Delete all data.	extreme values
	Delete all data.	extreme values
	Delete data from 12/1-12/31.	extreme values
	Delete all data.	extreme values
	Delete all data.	extreme values
	Delete 11/31.	erroneous date
	Delete all data.	extreme values

*The mill identification numbers (CBIID) are not listed in order to protect claims of confidentiality (see Section 1.3).

2.3.2 Tests of Distributional Assumptions of Daily Data

The Studentized range test was used to examine the assumption that the daily effluent values (BOD_5 and TSS production normalized loadings) follow a lognormal distribution (that is, the natural logarithms of the effluent values fit a normal distribution). This test was used for the data of all 63 mills in the daily data base. These data were used for variability factor analyses. To conduct this test, let $x_1, x_2, \ldots, x_n$ be a set of n nonzero effluent values for a particular plant, and let y_i ($i = 1, \ldots, n$) be the natural logarithm of these loadings (that is, $y_i = \ln(x_i)$, $i = 1, \ldots, n$). The Studentized range test is based on the test-statistic $U = R/S$, where

$R = y_{(n)} - y_{(1)}$, where $y_{(n)}$ is the natural logarithm of the largest effluent value (concentration or loading), and $y_{(1)}$ is the natural logarithm of the smallest effluent value,

and

$$S = \left[\frac{1}{n-1} \sum_{i=1}^{n} (y_i - \bar{y})^2\right]^{\frac{1}{2}}, \qquad \text{where} \quad \bar{y} = \frac{1}{n} \sum_{i=1}^{n} y_i.$$

This test statistic, U=R/S, was used in an upper-tailed test to examine the hypothesis that the log-transformed daily data were from an approximately normal distribution (i.e., the daily data are lognormally distributed) versus the alternative hypothesis that the log-transformed data were from a distribution with heavier tails than the normal distribution (i.e., the untransformed daily loadings were from a distribution with heavier tails than the lognormal distribution). A significance level of $\alpha = 0.01$ was employed for each test.

Critical values for the hypothesis test involving the U statistic are given in David, et al. (1954), and selected values for various sample sizes are shown below in Table 2-8 for upper percentage points with $\alpha = 0.01$.

Table 2-8.
Critical Values for the Studentized Range Goodness-of-Fit Test

Sample Size	$U_{0.99}$	Sample Size	$U_{0.99}$
3	2.000	17	4.59
4	2.445	18	4.66
5	2.803	19	4.73
6	3.095	20	4.79
7	3.338	30	5.25
8	3.543	40	5.54
9	3.720	50	5.77
10	3.875	60	5.93
11	4.012	80	6.18
12	4.134	100	6.36
13	4.244	150	6.64
14	4.34	200	6.85
15	4.43	500	7.42
16	4.51	1000	7.80

($n > 300$ was rounded up to n=500).

Tables 2-9 and 2-10 provide the results of the hypothesis tests of lognormality of the BOD_5 and TSS effluent loadings, respectively, for the 63 pulp and paper mills to be used for variability factor analyses. The test of lognormality of the production normalized BOD_5 loadings (see Table 2-9) shows 14 mills with significant results; that is, the daily data for all but 14 mills adequately fits a lognormal distribution. However, if all values greater than three times the standard deviation of the values for that mill are deleted, no results remained significant. (These values could be considered potential outliers. Most mills had less than five of these values.) Similarly, 10 mills displayed significant results for the

Table 2-9
Studentized Range Test for Lognormality of Daily Production Normalized BOD_5 Loadings

						Values > 3 * Standard Dev. Excluded		
Mill	Subpart[1]	Confidential ID	Number of Effluent Observations	Studentized Range (U)[2]	p-Value[3]	Number of Effluent Observations	Studentized Range (U)[1]	p-Value[2]
1	B		.	4.6540	N.S.	.	.	
2	B		.	4.8994	N.S.	.	.	
3	B		.	5.0959	N.S.	.	.	
4	B		.	5.3465	N.S.	.	.	
5	B		.	5.6901	N.S.	.	.	
6	B		.	6.2169	N.S.	.	.	
7	B		.	6.8311	N.S.		.	
8	B		.	6.9346	N.S.	.	.	
9	B		.	7.3279	N.S.	.	.	
10	B		.	7.4190	N.S.	.	.	
11	B		.	7.4940	<0.010	.	5.92492	N.S.
12	B			7.6651	<0.005	.	5.07813	N.S.
13	B		.	7.9955	<0.005	.	5.87080	N.S.
14	B			8.1649	<0.005	.	5.87630	N.S.
15	B		.	13.5696	<0.005	.	6.01558	N.S.
16	C		.	4.8337	N.S.		.	
17	C		.	4.9477	N.S.	.	.	
18	C		.	5.7129	N.S.	.	.	
19	C			5.7249	N.S.	.	.	
20	C			6.1076	N.S.	.	.	
21	C		.	6.2566	N.S.		.	
22	C			6.5432	N.S.		.	
23	C		.	6.9381	N.S.	.	.	
24	C		.	7.7272	<0.005	.	6.13352	N.S.
25	C			8.3938	<0.005	.	6.70076	N.S.
26	E		.	5.3272	N.S.			
27	E			7.7134	<0.005		6.30511	N.S.
28	E			9.6933	<0.005		7.06614	N.S.
29	F			5.0272	N.S.		.	
30	F			5.1578	N.S.			
31	F			5.6883	N.S.		.	
32	F		.	6.0043	N.S.	.		
33	F		.	6.6504	<0.005	.	4.80699	N.S.
34	G		.	4.1172	N.S.	.	.	
35	G			5.3323	N.S.		.	
36	G			5.5108	N.S.			
37	G			5.9479	N.S.		.	
38	I		.	4.4785	N.S.			
39	I			5.1395	N.S.			
40	I		.	5.1875	N.S.	.	.	

Table 2-9 (Continued)
Studentized Range Test for Lognormality of Daily Production Normalized BOD_5 Loadings

						Values > 3 * Standard Dev. Excluded		
Mill	Subpart[1]	Confidential ID	Number of Effluent Observations	Studentized Range (U)[2]	p-Value[3]	Number of Effluent Observations	Studentized Range (U)[1]	p-Value[2]
41	I			5.6527	N.S.			
42	I			6.2624	N.S.			
43	I			6.8579	N.S.			
44	I			8.1574	<0.005		5.56548	N.S.
45	J			3.2776	N.S.			
46	J			3.5074	N.S.			
47	J			4.0112	N.S.			
48	J			5.9076	N.S.			
49	J			6.0025	N.S.			
50	J			6.1904	N.S.			
51	J			6.3666	N.S.			
52	J			6.5208	N.S.			
53	J			7.6173	<0.005		4.76509	N.S.
54	K			4.5821	N.S.			
55	K			5.2891	N.S.			
56	K			6.6101	N.S.			
57	L			3.4184	N.S.			
58	L			5.6237	N.S.			

The information for subparts A, D, and H are not presented in the public document in order to protect claims of confidentiality (see Section 1.3). For this reason, some information is also not presented for some subparts.

[2] Test Statistic U=R/S (see discussion on Studentized Range Test).

[3] N.S. indicates nonsignificance at α=0.010 level of significance; when results are significant at the α=0.010 level, an approximate p-value is given.

Table 2-10
Studentized Range Test for Lognormality of Daily Production Normalized TSS Loadings

						Values > 3 * Standard Dev. Excluded		
Mill	Subpart[1]	Confidential ID	Number of Effluent Observations	Studentized Range (U)[2]	p-Value[3]	Number of Effluent Observations	Studentized Range (U)[1]	p-Value[2]
1	B		.	4.5668	N.S.	.	.	
2	B		.	4.8962	N.S.	.	.	
3	B		.	4.9273	N.S.	.	.	
4	B		.	5.4188	N.S.	.	.	
5	B		.	5.4405	N.S.	.	.	
6	B		.	5.6089	N.S.			
7	B		.	5.6992	N.S.			
8	B		.	6.0479	N.S.			
9	B			6.3884	N.S.		.	
10	B		.	6.6481	N.S.		.	
11	B		.	6.8580	N.S.	.	.	
12	B		.	7.3815	N.S.	.		
13	B		.	7.8138	<0.005	.	5.37295	N.S.
14	B		.	8.4632	<0.005	.	5.25982	N.S.
15	B		.	10.1627	<0.005	.	6.24696	N.S.
16	C		.	4.4625	N.S.	.	.	
17	C		.	5.0385	N.S.	.		
18	C		.	5.5363	N.S.		.	
19	C		.	5.5623	N.S.		.	
20	C			5.7232	N.S.		.	
21	C		.	6.2695	N.S.		.	
22	C		.	6.7389	N.S.	.	.	
23	C		.	7.8393	<0.005	.	6.77098	N.S.
24	C		.	8.1835	<0.005	.	6.09352	N.S.
25	C			8.7455	<0.005		5.97179	N.S.
26	E			6.8560	N.S.	.	.	
27	E		.	7.2818	N.S.		.	
28	E		.	7.5885	<0.005		5.88777	N.S.
29	F		.	4.9176	N.S.	.	.	
30	F			5.3098	N.S.	.	.	
31	F			5.4588	N.S.	.	.	
32	F			5.9513	N.S.	.	.	
33	F			7.0041	<0.005	.	5.60550	N.S.
34	G		.	5.7027	N.S.	.		
35	G			6.1628	N.S.	.		
36	G		.	6.5161	N.S.			
37	G		.	8.1545	<0.005	.	5.84932	N.S.
38	I		.	5.1396	N.S.	.	.	
39	I		.	5.3001	N.S.		.	
40	I		.	5.7052	N.S.	.	.	

Table 2-10 (Continued)
Studentized Range Test for Lognormality of Daily Production Normalized TSS Loadings

						Values > 3 * Standard Dev. Excluded		
Mill	Subpart[1]	Confidential ID	Number of Effluent Observations	Studentized Range (U)[2]	p-Value[3]	Number of Effluent Observations	Studentized Range (U)[1]	p-Value[2]
41	I			6.2438	N.S.			
42	I			6.5286	N.S.			
43	I			7.0669	N.S.			
44	I			7.6517	<0.005		5.72745	N.S.
45	J			3.4413	N.S.			
46	J			4.6071	N.S.			
47	J			4.9139	N.S.			
48	J			5.3254	N.S.			
49	J			5.6351	N.S.			
50	J			6.0286	N.S.			
51	J			6.2436	N.S.			
52	J			6.3134	N.S.			
53	J			8.7651	<0.005		6.85451	<0.010
54	K			4.9826	N.S.			
55	K			6.4392	N.S.			
56	K			6.9454	N.S.			
57	L			5.1804	N.S.			
58	L			5.3850	N.S.			

The information for subparts A, D, and H are not presented in the public document in order to protect claims of confidentiality (see Section 1.3). For this reason, some information is also not presented for some subparts.

[2] Test Statistic U=R/S (see discussion on Studentized Range Test).

[3] N.S. indicates nonsignificance at α=0.010 level of significance; when results are significant at the α=0.010 level, an approximate p-value is given.

Studentized range test for production normalized TSS loadings (Table 2-10) and only one mill's results remained significant after deletion of values greater than three times the standard deviation of the mill's data. However, the overall shape of the distribution is consistent with the lognormal distribution. EPA has left these values in the analysis, resulting in somewhat greater variability in the data sets. The variability factor analysis was conducted under the assumption that the daily BOD_5 and TSS production normalized loadings are lognormally distributed.

Probability plots have been included in Appendix D for daily production normalized BOD_5 and TSS loadings for all BPT candidate mills in the daily data base. These plots visually confirm the goodness-of-fit of the log transformed loadings to the normal distribution.

2.3.3 Time Series Analysis of BPT Data

2.3.3.1 Autocorrelation in the Daily Effluent Data

The daily BOD_5 and TSS production normalized loadings were analyzed to determine if positive autocorrelations exist between values measured on consecutive days (lag 1 autocorrelation) and also between values measured two, three, four, and up to 30 days apart. Positive autocorrelation between effluent values means that such values tend to be similar, which often occurs in effluent wastewater treatment systems. Since an average of positively correlated measurements is more variable than an average of independent measurements, the formulas for the daily and 30-day mean variability factors must incorporate the autocorrelation between the measured effluent values.

EPA computed the autocorrelations for the lags from 1 to 30 for production normalized BOD_5 and TSS loadings as the Pearson product-moment correlation coefficient between the logarithm of measurements k days apart (that is, the lag-k autocorrelation). The corresponding t-statistics also were computed using all of the data for each BPT candidate mill. Listings E-1 and E-2 in Appendix E are sorted by proposed subpart and list the autocorrelation coefficients for the daily BOD_5 and TSS production normalized loadings with an associated t-statistic. The t-statistics were calculated using the formulae in Pankratz, 1983:

$$T_j = \frac{\rho_j}{\sqrt{\dfrac{[1 + 2(\sum_{i=1}^{j} \rho_i^2)]}{n_j}}} \qquad (2.1)$$

where j=1,..., 30; ρ_j equals the autocorrelation coefficient for lag-j; and n_j equals the number of pairs of lagged values in the computation of ρ_j.

A t-statistic greater than two indicates an autocorrelation coefficient significantly different than zero. Many autocorrelation coefficients are significant for each mill, thus autocorrelation exists and must be accounted for in the development of variance estimates and estimated variability factors. These tables also list the mean, standard deviation, number of observations in the data base for each mill, and number of paired observations used in the calculation of each autocorrelation coefficient.

2.3.3.2 Trend Analysis

The Agency next examined the impact of removing trends if they were present in the data (see Chatfield, 1992). A standard approach was used to fit a linear or quadratic function of time to the data using least-squares regression, and the autocorrelations were calculated based on the regression residuals (Shumway, 1988). The log production normalized loading, Y_t, on day t was modeled by the regression equation

$$Y_t = \beta_0 + \beta_1 t + \beta_2 t^2 + X_t \qquad (2.2)$$

where the series X_t (i.e., the residual) is assumed stationary with variance σ^2 and lag-t autocorrelations ρ_t. Quadratic models were used for 50 mills, linear models were used for 13 mills to perform the regression analysis.

After the regression models were fit to each data set, the lag-k autocorrelations were estimated from the residuals for those data sets that had significant trend coefficient(s). For most mills the resulting set of ρ_k estimated from the residuals showed the expected gradual decrease as a function of lag k. However, a few data sets departed from this expected gradual decrease, possibly caused by the effect of possible outliers and missing data on the estimation of the lag-k autocorrelations (see listings F-1 and F-2 in Appendix F).

The trend analysis of these data using the regression models suggests the possible presence of a trend component in the series. Although the models were statistically significant in nearly all cases, the estimated regression coefficients were very small (linear: 10^{-3} and quadratic: 10^{-5}). Thus, if this trend were removed, the variability would be slightly less. However, trends over time were not apparent in most of the timeplots (see Appendix G). Therefore, EPA discontinued the trend analysis and continued the formulation of the variability factors for BOD_5 and TSS using the effluent data without adjusting for trends.

2.3.4 Variability Factors for BPT Subcategories

2.3.4.1 Methodology for Calculation of 1-Day and 30-Day Variability Factors

EPA assumed that the production normalized BOD_5 loadings (Y_i) are lognormally distributed (see section 2.3.2) with parameters μ and σ, and therefore, if $X_i = LOG(Y_i)$, then the X_i are distributed normally with parameters μ and σ. The parameters μ and σ^2 would typically be estimated by $\hat{\mu}$ and $\hat{\sigma}^2$ as shown:

$$\hat{\mu} = \bar{x} = \frac{1}{n} \sum_{i=1}^{n} x_i \qquad \hat{\sigma}^2 = \frac{1}{(n-1)} \sum_{i=1}^{n} (x_i - \hat{\mu})^2 \qquad (2.3)$$

and then estimate

$$E(\hat{Y}) = \exp\left(\hat{\mu} + \frac{1}{2}\hat{\sigma}^2\right) \qquad V(\hat{Y}) = [\exp(\hat{\sigma}^2) - 1]\,[\exp(2\hat{\mu} + \hat{\sigma}^2)]. \qquad (2.4)$$

These formulas assume that all Y_i's are independent. Since positive autocorrelations exist, the estimates of μ and σ^2 must be adjusted.

Autocorrelation has no effect on the estimate of μ, but does effect the estimate of σ^2. Given the following:

$$\hat{\sigma}^2 = \frac{1}{(n-1)}\left[\sum_{i=1}^{n} x_i^2 - n\overline{x}^2\right] \tag{2.5}$$

hence, $$E(\hat{\sigma}^2) = \frac{1}{(n-1)}\left[\sum_{i=1}^{n} E(x_i^2) - nE(\overline{x}^2)\right] = \frac{1}{(n-1)}\left[n(\mu^2+\sigma^2) - \frac{1}{n}E((\sum_{i=1}^{n} x_i)^2)\right] \tag{2.6}$$

since $E(x_i^2) = \mu^2 + \sigma^2$ *and* $$E[(\sum_{i=1}^{n} x_i)^2] = E(\sum_{i=1}^{n} x_i^2 + 2\sum_i\sum_{<j} x_i x_j) \tag{2.7}$$
$$= n\,(\mu^2 + \sigma^2) + 2\sum_i\sum_{<j} E(x_i x_j)$$

then $$E(\hat{\sigma}^2) = (\mu^2 + \sigma^2) - \frac{2}{n(n-1)}\sum_i\sum_{<j} E(x_i x_j) \tag{2.8}$$

and with no autocorrelation, $E(x_i x_j) = \mu^2$ and $\Sigma\Sigma E(x_i x_j) = [n(n-1)/2]\mu^2$ to give $E(\sigma^2) = \sigma^2$. However, with autocorrelation

$$E(x_i x_j) = Cov(x_i x_j) + \mu^2 = \sigma^2\rho_{j-i} + \mu^2 \tag{2.9}$$

hence;

$$E(\hat{\sigma}^2) = \sigma^2 - \frac{2}{n(n-1)}\sum_i\sum_{<j} \sigma^2\rho_{j-i} = \sigma^2\left[1 - \frac{2}{n(n-1)}\sum_i\sum_{<j} \rho_{j-i}\right] \tag{2.10}$$

thus,

$$E(\hat{\sigma}^2) = \sigma^2\left[1 - \frac{2}{n(n-1)}[(n-1)\rho_1 + (n-2)\rho_2 + \ldots + (n-t)\rho_t]\right]. \tag{2.11}$$

Therefore, the estimate of σ^2 will be divided by the factor in equation (2.11) to get

$$\hat{\sigma}^2_{unbiased} = \left[\frac{\hat{\sigma}^2_{biased}}{1 - \frac{2}{n(n-1)}[(n-1)\rho_1 + (n-2)\rho_2 + \ldots + (n-t)\rho_t]}\right] \tag{2.12}$$

and this value will be used for an unbiased estimate of σ^2, where t is the number of significant autocorrelations (that is, lag-1, ..., lag-t) for each individual mill and n equals the number of daily observations. This unbiased estimate of σ^2 will be used in the calculations of the daily variability factors:

$$VF(1) = \frac{\hat{P}_{99}}{\hat{E}(Y)} = \exp(2.326\hat{\sigma} - 0.5\hat{\sigma}^2). \tag{2.13}$$

The 30-day mean variability factors, $V(Y_n)$, equal the variance of an average of n **correlated** daily values. Using an autoregressive model commonly found to be appropriate in modeling effluent data, and assuming that these effluent values follow a lognormal distribution with parameters μ and σ, the mean of an average of n daily values, where this average is denoted by Y_n, is approximated by

$$E(\overline{Y}_n) = E(Y) = \exp(\mu + 0.5\sigma^2) \tag{2.14}$$

using the unbiased estimate of $\hat{\sigma}^2$. The variance of the average of n daily values which are distributed lognormally is approximated by:

$$\begin{aligned} V(\overline{Y}_n) = V\left(\frac{1}{n}\sum_{i=1}^{n} Y_i\right) &= \frac{1}{n^2}\left[V(Y_1) + V(Y_2) + \ldots + V(Y_n) + 2\sum_i\sum_{<j} Cov(Y_i, Y_j)\right] \\ &= \frac{V(Y)}{n} + \frac{2V(Y)}{n^2}\sum_i\sum_{<j}\frac{Cov(Y_i, Y_j)}{V(Y)} \\ &= \frac{V(Y)}{n}(1 + f_n(\rho)) \end{aligned} \tag{2.15}$$

where

$$\begin{aligned} f_n(\rho) &= \frac{2}{n}\sum_i\sum_{<j}\frac{Cov(Y_i, Y_j)}{V(Y)} \\ &= \frac{2}{n}\sum_i\sum_{<j}\frac{Cov(Y_i, Y_j)}{[\exp(2\mu+\sigma^2)][\exp(\sigma^2) - 1]} \end{aligned} \tag{2.16}$$

and

$$\begin{aligned} Cov(Y_i, Y_j) &= E(Y_iY_j) - E(Y_i)E(Y_j) \\ &= E(Y_iY_j) - \exp(\mu + \tfrac{1}{2}\sigma^2)\exp(\mu + \tfrac{1}{2}\sigma^2) \\ &= E(Y_iY_j) - \exp(2\mu + \sigma^2). \end{aligned} \tag{2.17}$$

If any two values Y_i and Y_j are chosen, and $X_i = \mathrm{Log}(Y_i)$ and $X_j = \mathrm{Log}(Y_j)$, then X_i and X_j have a bivariate normal distribution since each stems from a normal distribution. Thus,

$$\begin{aligned} E(Y_iY_j) &= E(e^{X_i}e^{X_j}) \\ &= \int_{-\infty}^{\infty}\int_{-\infty}^{\infty} e^{X_i + X_j} f(X_i, X_j)\, dX_i\, dX_j \\ &= M(t_1=1, t_2=1) \qquad \textit{which is the moment generating function with } t_1, t_2 = 1 \\ &= \exp\left[2\mu + \frac{2\sigma^2 + 2\rho_{ij}\sigma^2}{2}\right] \\ &= \exp[2\mu + \sigma^2(1 + \rho_{ij})] \end{aligned} \tag{2.18}$$

where ρ_k is the lag-k autocorrelation, and it is assumed that there are t significant autocorrelations (lag-1, lag-2,..., lag-t), and all

then, $$Cov(Y_i, Y_j) = \exp[2\mu + \sigma^2(1 + \rho_{ij})] - \exp(2\mu + \sigma^2)$$
$$= [\exp(2\mu + \sigma^2)][\exp(\sigma^2\rho_{ij}) - 1]$$

and, $$f_n(\rho) = \frac{2}{n}\sum_i\sum_{<j} \frac{[\exp(2\mu + \sigma^2)][\exp(\rho_{ij}\sigma^2) - 1]}{[\exp(2\mu + \sigma^2)][\exp(\sigma^2) - 1]} \tag{2.19}$$
$$= \frac{2}{n}\sum_{k=1}^{n-1} (n - k)\frac{\exp(\rho_k\sigma^2)}{\exp(\sigma^2) - 1}$$
$$= \frac{2}{n}\sum_{k=1}^{t} (n-k)\ \frac{\exp(\rho_k\sigma^2)}{\exp(\sigma^2) - 1}$$

autocorrelations beyond lag-t are assumed to be equal to zero.

It can be seen in equation (2.15) that $V(Y_n)$ equals the variance of an average of n uncorrelated observations, $V(Y)/n$, multiplied by one plus a factor, $f_n(\rho)$, that adjusts for the presence of autocorrelation, with ρ_k denoting the correlation between measurements k days apart. Equation (2.19) assumes that there are t significant autocorrelations (that is, the lag-1, lag-2, ..., lag-t autocorrelations) for the specific mill, and all autocorrelations thereafter are assumed to be nonsignificant and equal to zero.

Finally, since Y_{30} is approximately normally distributed by the Central Limit Theorem, the estimate of the 95th percentile ($\hat{P}_{95}$) of a 30-day mean and the corresponding 95th percentile 30-day mean variability factor (VF30) are approximately

$$\hat{P}_{95} = \hat{E}(\overline{Y}_{30}) + 1.645 \times (\hat{V}(\overline{Y}_{30}))^{\frac{1}{2}} \tag{2.20}$$

and $$VF(30) = \frac{\hat{P}_{95}}{\hat{E}(\overline{Y}_{30})} \tag{2.21}$$
$$= 1 + 1.645\left[\frac{(\exp(\hat{\sigma}^2) - 1)f_{30}(\hat{\rho})}{30}\right]^{\frac{1}{2}}$$

where $\hat{E}(\overline{Y}_{30})$ and $\hat{V}(\overline{Y}_{30})$ are calculated by setting n = 30 (because the proposed monitoring frequency is once every day during the month) in equations (2.14) and (2.15), using $\hat{\mu}$ and $\hat{\sigma}^2$ as defined in (2.3) and (2.12), and defining $\hat{\rho}_k$ as2 the Pearson product-moment correlation coefficient between the logarithm of measurements k days apart (that is, the lag-k autocorrelation).

2.3.4.2 Evaluation of a First-Order Autoregressive Model

The EPA also conducted statistical analyses of the pulp and paper mill data sets to determine the suitability of computing 30-day variability factors based on a first order autoregressive model that is commonly used to model effluent data (as was applied in the Organic Chemicals Plastics and Synthetic Fibers [OCPSF] rulemaking). The methodology used in the first order autoregressive model to calculate 30-day limitations and variability factors for BOD_5 and TSS assumes that the lag-k autocorrelations follow a first order autoregressive model (i.e., the correlation of measurements taken k days apart is equal to the lag-1 correlation raised to the kth power). Applying these

assumptions and the Central Limit Theorem leads to the formula for the 30-day variability factor listed above (2.21) where the formula for computing the f_{30} factor is obtained by replacing ρ_k in equation (2.19) with the general lag-k autocorrelation, ρ^k.

EPA investigated whether the assumption that the autocorrelations follow a lag-1 autoregressive model is reasonable for the pulp and paper data sets. Since the objective is the estimation of the 30-day variability factors, the test of reasonableness is the extent to which the 30-day VFs based on the assumption of a first order autoregressive model differ from the 30-day VFs computed without the individual estimates of ρ_k. As noted above, invoking the lag-1 autoregressive model requires only that the factor f_{30} be computed by equation (2.19) with ρ_k replaced by ρ^k

Therefore, two versions of the 30-day variability factor were computed for the BOD_5 and TSS data sets (see listings E-1 and E-2, respectively. in Appendix E) – with and without invoking the assumption of a first order autoregressive model. The column in listings E-1 and E-2 labeled "30-Day Variability Factor" displays results of computations for the 30-day variability factor that incorporates the individual estimates of ρ_k and does not invoke the assumption of a first order autoregressive model. The column in these listings labeled "First Order AR Model 30-Day VF" displays the estimated 30-day variability factor that does invoke the assumption of a first order autoregressive model using an estimate of ρ^k. Estimates of ρ_k for k beyond a certain point are not statistically significant because the underlying parameter decreases with k, as does the sample size of pairs of observations needed to compute it; however, for most data sets, whether all 30 estimated autocorrelations are used in computing f_{30} or only the statistically significant ones are used, does not much change the value of the variability factor. For the majority of mills (71%), the two 30-day VFs for production normalized BOD_5 loadings were within 10 percent of each other, and for 90 percent of the mills, the two 30-day VFs were within 15 percent of each other indicating that the first order autoregressive model is also an appropriate methodology for the pulp and paper data. For the remaining 6 mills, the two 30-day VFs were still within 21 percent of each other; however, the data for these mills were either sparse or exhibited a flat pattern in the autocorrelation coefficients. Therefore, EPA decided that the first-order autoregressive model, as is commonly used in modeling daily effluent data, was appropriate for the pulp and paper daily effluent data.

2.3.4.3 1-Day and 30-Day Variability Factors by Mill

Variability factors were calculated for each mill in the daily data base using the methodology outlined above. For certain mills having no daily loadings or a sparse number of daily loadings to calculate autocorrelations, for these mills, EPA used an estimated lag-1 autocorrelation coefficient equal to the arithmetic average of the estimated lag-1 autocorrelation coefficients from the other facilities in the same subcategory. Tables 2-11 and 2-12 present summary listings for BOD_5 and TSS production normalized loadings, respectively, including the mean, unbiased estimate of the standard deviation (see equation (2.12) for a description of the bias), the 1-day VF, 30-day VF (using first order autoregressive model), and an indicator as to whether or not an average lag-1 autocorrelation coefficient was used in the calculation of the 30-day VF.

Table 2-11.
Summary Listing of BOD_5 Production Normalized Loadings (kg/kkg) by Mill*

Proposed Subpart	Subcategory Name	CBIID	Sample Size	Mean	Unbiased Std Dev	One Day VF	30-Day VF	Uses Avg. Auto-corr Coef.

*The mill-specific summary statistics are not presented in the public document in order to protect claims of confidentiality (see Section 1.3).

Table 2-11. (Continued)
Summary Listing of BOD_5 Production Normalized Loadings (kg/kkg) by Mill*

Proposed Subpart	Subcategory Name	CBIID	Sample Size	Mean	Unbiased Std Dev	One Day VF	30-Day VF	Uses Avg. Auto-corr Coef.

*The mill-specific summary statistics are not presented in the public document in order to protect claims of confidentiality (see Section 1.3).

Table 2-12.
Summary Listing of TSS Production Normalized Loadings (kg/kkg) by Mill*

Proposed Subpart	Subcategory Name	CBIID	Sample Size	Mean	Unbiased Std Dev	One Day VF	30-Day VF	Uses Avg. Auto-corr Coef.

*The mill-specific summary statistics are not presented in the public document in order to protect claims of confidentiality (see Section 1.3).

Table 2-12. (Continued)
Summary Listing of TSS Production Normalized Loadings (kg/kkg) by Mill*

Proposed Subpart	Subcategory Name	CBIID	Sample Size	Mean	Unbiased Std Dev	One Day VF	30-Day VF	Uses Avg. Auto-corr Coef.

*The mill-specific summary statistics are not presented in the public document in order to protect claims of confidentiality (see Section 1.3).

Figures H1-1 through H2-12 in Appendix H provide plots of the BOD_5 1-day and 30-day VFs for loadings by subcategory. These plots present the variability factors for each mill in the subcategory ranked on the 1-day variability factors in ascending order.

2.3.4.4 1-Day and 30-Day Variability Factors by Subcategory

After examining the summary statistics of the variability factors for each subcategory (see Tables 2-13 and 2-14), EPA used the arithmetic average 1-day VF and 30-day VF for each subcategory. Figures I1-1 through I2-2 in Appendix I present a comparison of the VFs in each subcategory (identified by the letter of the subpart), while still exhibiting the distribution of the VFs within each subpart. The mean and median of the variability factors within each subpart tend to be very similar. Figures J1-1 and J1-2 pictorially exhibit the averages for the 1-day and 30-day VFs for BOD_5 and TSS production normalized loadings for each proposed subpart. After examining the differences in the average variability factors across subpart, EPA concluded that overall average variability factors for the industry as a whole were not feasible since the average variability factors vary greatly across the proposed subcategories.

2.3.5 Daily Maximum and Monthly Average Proposed Limitations for the BPT Subcategories

Daily maximum and monthly average proposed limitations for continuous dischargers were developed for each BPT subcategory for BOD_5 and TSS production normalized loadings. The proposed daily maximum limitation was calculated as the product of the subcategory long-term average and the average 1-day variability factor for the subcategory. The monthly average limitation was calculated as the product of the subcategory long-term average and the average 30-day variability factor for the subcategory. Tables 2-15 and 2-16 present the proposed limitations for each proposed subcategory for the proposed option for BOD_5 and TSS production normalized loadings, respectively.

An exception to the development of limitations was made for the proposed dissolving sulfite subcategory (subpart D). For this subcategory the performance level based on the effluent loads of the best 50 percent of the mills resulted in proposed limitations less stringent than most of the current BPT limitations for the current subcategory. Thus, EPA developed an alternate approach as described in the notice of proposed rulemaking. The proposed BPT limitations for the dissolving sulfite subcategory (as listed in Tables 2-15 and 2-16) are based on the long-term averages developed for the option multiplied by the average variability factors from the mills in the subcategory to calculate the daily maximum and monthly average limitations.

For all subcategories, EPA has proposed the long-term average as the annual average limitation for noncontinuous dischargers.

Table 2-13.
Summary Listing of BOD_5 1-Day and 30-Day Variability Factors for Production Normalized Mass-Based Loadings*

Proposed Subpart	Subcategory Name	Number Mills	Min 1-Day VF	Median 1-Day VF	Max 1-Day VF	Mean 1-Day VF	Min 30-Day VF	Median 30-Day VF	Max 30-Day VF	Mean 30-Day VF

*The summary statistics are not presented in the public document in order to protect claims of confidentiality (see Section 1.3).

Table 2-14.
Summary Listing of TSS 1-Day and 30-Day Variability Factors for Production Normalized Mass-Based Loadings*

Proposed Subpart	Subcategory Name	Number Mills	Min 1-Day VF	Median 1-Day VF	Max 1-Day VF	Mean 1-Day VF	Min 30-Day VF	Median 30-Day VF	Max 30-Day VF	Mean 30-Day VF

*The summary statistics are not presented in the public document in order to protect claims of confidentiality (see Section 1.3).

Table 2-15.
Proposed BPT Limitations for BOD_5 Production Normalized Mass Loadings

Subpart	Subcategory Name	Number of Mills	Unit	Long-Term Average	Mean 1-Day VF	Daily Maximum Limitation	Mean 30-Day VF	Monthly Average Limitation
A	Dissolving Kraft	3	KG/KKG	3.512	2.338	8.212	1.394	4.895
B	Bleached Papergrade Kraft and Soda	33	KG/KKG	1.570	2.711	4.257	1.396	2.192
C	Unbleached Kraft	20	KG/KKG	1.320	3.174	4.190	1.435	1.895
D	Dissolving Sulfite	3	KG/KKG	11.740	2.182	25.623	1.203	14.125
E	Papergrade Sulfite	8	KG/KKG	3.597	2.654	9.547	1.344	4.833
F	Semi-Chemical	15	KG/KKG	0.971	3.054	2.964	1.478	1.434
G	Mechanical Pulp	9	KG/KKG	0.380	3.659	1.391	1.493	0.568
H	Non-Wood Chemical Pulp	3	KG/KKG	1.586	2.337	3.707	1.242	1.969
I	Secondary Fiber Deink	14	KG/KKG	1.403	3.772	5.293	1.542	2.163
J	Secondary Fiber Non-Deink	28	KG/KKG	0.363	3.684	1.338	1.471	0.534
K	Fine and Lightweight Papers from Purchased Pulp	8	KG/KKG	1.592	3.688	5.871	1.437	2.287
L	Tissue,Filter,Nonwoven, and Paperboard from Purchased Pulp	10	KG/KKG	0.629	4.698	2.956	1.548	0.974

Table 2-16.
Proposed BPT Limitations for TSS Production Normalized Mass Loadings

Subpart	Subcategory Name	Number of Mills	Unit	Long-Term Average	Mean 1-Day VF	Daily Maximum Limitation	Mean 30-Day VF	Monthly Average Limitation
A	Dissolving Kraft	3	KG/KKG	4.852	3.514	17.047	1.410	6.843
B	Bleached Papergrade Kraft and Soda	33	KG/KKG	2.721	3.215	8.748	1.430	3.891
C	Unbleached Kraft	20	KG/KKG	2.573	3.163	8.137	1.341	3.451
D	Dissolving Sulfite	3	KG/KKG	9.435	2.466	23.262	1.252	11.816
E	Papergrade Sulfite	8	KG/KKG	4.738	3.122	14.795	1.424	6.749
F	Semi-Chemical	15	KG/KKG	1.957	3.429	6.710	1.481	2.898
G	Mechanical Pulp	9	KG/KKG	1.350	4.138	5.587	1.494	2.017
H	Non-Wood Chemical Pulp	3	KG/KKG	2.025	2.685	5.439	1.243	2.517
I	Secondary Fiber Deink	14	KG/KKG	1.503	4.074	6.124	1.521	2.286
J	Secondary Fiber Non-Deink	28	KG/KKG	0.527	4.174	2.199	1.483	0.781
K	Fine and Lightweight Papers from Purchased Pulp	8	KG/KKG	1.232	3.956	4.874	1.318	1.624
L	Tissue,Filter,Nonwoven, and Paperboard from Purchased Pulp	10	KG/KKG	1.292	4.117	5.320	1.338	1.729

For Subpart D: Long-term averages are based on the reduction in raw waste load through in plant process changes as described in the notice of proposed rulemaking.
The proposed annual average limitation for non-continuous dischargers has been set equal to the long-term average.

3. ANALYSES FOR REVISION OF BAT EFFLUENT GUIDELINES

This chapter describes the statistical analyses that support the proposed BAT effluent limitations. This chapter provides an overview of the BAT statistical analyses; describes the sources of data; identifies the data conventions used in estimating the production normalized mass loadings; describes the modified delta-lognormal distribution which was used to derive the proposed limitations; and evaluates alternative statistical models which were considered in developing the limitations.

3.1 Overview of BAT Statistical Analyses

EPA proposed BAT effluent limitations for six subcategories:

- Bleached papergrade kraft and soda (BPK)
- Dissolving kraft (DK)
- Papergrade sulfite (PS)
- Dissolving sulfite (DS)
- Unbleached kraft (UK)
- Semi-chemical (SC).

For each subcategory, EPA evaluated a number of technology options and proposed BAT limitations guidelines for one technology option in each subcategory. The proposed options are summarized in Table 3-1 for the BPK, DK, and DS subcategories. The proposed option for the DK subcategory was transferred from the BPK subcategory. The Agency has proposed totally chlorine free (TCF) technologies for the PS subcategory; therefore, except for COD, the BAT statistical analyses do not encompass this subcategory. (The estimation of the AOX daily maximum limitation for TCF technologies is described in the technical water development document). EPA proposed BAT limitations for only COD for the UK and SC subcategories. The COD limitations for the SC subcategory were transferred from the UK subcategory. Summary statistics for the other technology options considered by EPA are contained in Appendix L. The proposed technology options are discussed in greater detail in the technical water development document.

Table 3-1.
Technology Basis for Proposed BAT

Subcategory	Option	Process Technology
BPK	4	• 100% chlorine dioxide substitution • oxygen delignification
DK (to be transferred from subcategory BPK)	2 (BPK Option 3)	• 70% chlorine dioxide substitution • oxygen delignification
DS	1	• 100% chlorine dioxide substitution • oxygen delignification • allow use of hypochlorite

For the three subcategories listed in Table 3-1, EPA proposed limitations for the following pollutants:

- 12 chlorinated phenolics (CP)
- 2 dioxin congeners (DIOX)
- 4 volatile organic compounds (ORG)
- adsorbable organic halides (AOX)
- chemical oxygen demand (COD)
- color (in the BPK subcategory only).

3.2 Description of Data Sources

A listing of the data used to support BAT limitations development can be found in Appendix K. The data sources are described below.

3.2.1 Data Used to Support BPK Options 3 and 4, DS Option 1, and All COD Options

The data used to calculate the proposed BAT limitations for BPK Options 3 and 4 and DS Option 1 were derived from three sources: the long-term study, short-term studies, and self-monitoring data submitted by the mills in response to the questionnaire. The long-term study data base contains the results of intensive sampling efforts at 8 mills in 1991 and 1992. The short-term sampling data base contains the results of 2 or 3 days of sampling at 13 mills in 1988 through mid-1993. Data from these two sources were collected for each mill from a number of sampling points including the bleach plant effluent (in some cases the acid and alkaline streams from the bleach plant were sampled separately) and final effluent streams. The third source of data was self-monitoring data supplied by mills in the 1990 questionnaire.

For the short-term studies, the sampling episodes were either two or three days in length. Depending on the mill, sampling location, and pollutant, two- or three-day composite samples were collected, three consecutive 24-hour composite samples were collected, or three independent 24-hour composite samples were collected. Where multiday composite samples were collected, average wastewater and brownstock flow rates for the multiday period also were obtained. Where 24-hour composite samples were collected, 24-hour average wastewater and brownstock flow rates were obtained.

The long-term study consisted of nine 24-hour composite samples collected in the summer and nine 24-hour composite samples collected in the winter. Like the short-term sampling episodes, the average wastewater and brownstock flow rates were obtained for each 24-hour sampling period. Extensive documentation of the data quality reviews can be found in the record for the notice of proposed rulemaking. In most cases, 18 analytical data values were available for each pollutant at each sampling point.

Specifically, the data for BPK Option 3 includes a combination of data from one long-term study mill and one short-term study mill. The samples for the bleach plant effluent for the long-term study mill were collected separately for this mill's acid and alkaline streams from the hardwood and softwood bleach lines.

The Agency determined that data from the softwood bleach line only were to be used for developing bleach plant effluent limitations for BPK Option 3 from this mill for all pollutants except Trichlorosyringol. This constraint was defined since a BPK mill that pulps only hardwood generally has lower bleach plant effluent pollutant loadings than a BPK mill that pulps only softwood and should therefore be able to meet the proposed effluent limitations based on the softwood data. However, for Trichlorosyringol, the data from the hardwood bleach line effluent streams were used for BPK Option 3 from the long-term study mill since generally mills that pulp only hardwood have higher pollutant loadings for Trichlorosyringol than mills that pulp only softwood. The short-term study mill also in BPK Option 3 pulps only softwood, therefore, the data from the short-term mill was not used for the analysis of the bleach plant effluent streams for Trichlorosyringol for BPK Option 3. (Details on combining limitations from the acid and alkaline bleach plant effluent streams are discussed in Section 3.4.2.2.4)

Also, since the BPK Option 4 mill pulps only softwood, the limitation for Trichlorosyringol was transferred from BPK Option 3 so that mills with the BPK Option 4 technology which pulp hardwood also will be able to meet the limitation for Trichlorosyringol. This limitation was also transferred to DS Option 1.

As shown in Table 3-2, approximately half of the mills, whose data were used to develop limitations for COD, are in the short-term study data base and the other half are in the questionnaire data base. The questionnaire self-monitoring data base contains data provided by the mills in an approximate daily format (a few skipped days, samples for Monday-Friday only, etc.) for 6 months to 1 year for 1989 through 1992.

Table 3-2.
Data Sources for Proposed Limitations for COD

Subcategory	Option	Data Source
BPK	A	2 mills from the questionnaire data base (EPA determined that Option A was not a distinct option for BPK as explained in the technical water development document)
	B	4 mills from short-term study data base (data used to develop only the long-term average for the subcategory, VFs were transferred from BPK Option A)
DK		1 mill from short-term study data base
UK		2 mills from the questionnaire data base
PS		1 mill from the questionnaire data base (6 months of daily data)

3.3 Description of Data Conventions

This section discusses the types of data in the pulp and paper analytical data base, the hierarchy and procedures for data aggregation, and the calculation of the production normalization of mass loadings.

3.3.1 Data Review

The analytical sampling data in the long-term and short-term data bases were thoroughly reviewed by EPA. During this review, the integrity of each sample was assessed to ensure that all specifications of the sampling protocol were met. The reviewers determined that some samples should be excluded from the analyses. These samples were flagged in the data base in a field labeled "SCC Qualifier" (see Appendix K). Samples with flags of "EXCLUDE" or "DETECTED" (a value was detected but the concentration value was not recorded) were set to missing values.

Also during the data review, several samples were qualified as greater than, ">", the concentration value reported in the data base. These samples were handled as right-censored samples in the analyses with a lower bound equal to the reported concentration.

An engineering review of the data base also was conducted and a few additional data values were excluded from the analyses for the reasons summarized in the record for the proposed rulemaking.

3.3.2 Data Types

The pulp and paper analytical data base (from the long-term study, short-term study, and the questionnaire) contains the following three different types of samples delineated by certain qualifiers in the data base:

- **Non-censored (NC):** a measured value, i.e., a sample measured above the minimum level of detection for the specified analytical method
- **Non-detect (ND):** samples for which analytical measurement did not yield a concentration above the sample-specific detection limit
- **Right-censored (RC):** these samples were qualified with a greater than (>) sign, signifying that the reported value is considered a lower limit of the actual concentration.

One other data measurement type, mid-censored (MC), is classified during the aggregation of the data and is discussed in the next section.

The pulp and paper effluent concentration data were characterized by a large number of measurements reported as below the detection limit (ND). These detection limits were sample specific and, for many pollutants, covered a wide range of values. A procedure for handling high detection limits was necessary because it was clear that the high detection limit values, if used as reported, would have a great impact on any analyses and would very likely distort the results.

In defining what constitutes a high detection limit, the mode (i.e., the most commonly reported value) of the reported detection limits was calculated for each pollutant in the data set containing data from the EPA short-term study combined with data from the long-term study across all subcategories and options considered by EPA. High detection limits were defined as those reported detection limits greater than two times the mode of the detection limits for a particular pollutant. For example, the detection limits for 2,3,7,8-TCDD range from a minimum value of 8 ppq to a maximum value of 175 ppq

with a value of the mode at 10 ppq. Any TCDD non-detected value larger than 20 ppq, such as the value of 175 ppq, was replaced with the value of 20 ppq.

Non-detected values below the value of two times the mode were used as reported in analyzing the data. The cutoff point of "two times the mode" was determined by examining the distribution of the effluent concentration data. The distribution of the data included detection limits that were much higher than other detection limits. For some pollutants, the high detection limits were also much greater than the detected values. The examination of the data for each pollutant showed that a large proportion of the detection limits were less than two times the mode of the detection limits (see Table 3-3). For these reasons, a cutoff point of two times the mode was used to "reset" high detection limits while allowing most of the variability in the detection limits to remain. High detection limits were reset before any aggregation of samples.

3.3.3 Data Aggregation

Data aggregation for the pulp and paper analytical data was performed at several levels within the data base. This section discusses the different levels and approaches for data aggregation including lab duplicates (samples that were divided at the lab, analyzed separately, and have the same sample number) and field duplicates (one or more samples collected for a particular sampling point at approximately the same time, assigned different sample numbers, and flagged as duplicates for a single episode number).

3.3.3.1 Data Aggregation Across Lab and Field Duplicates

The first type of data aggregation performed was for lab duplicates and field duplicates. If a sample has both lab and field duplicates, the lab duplicates were averaged first. When all of the duplicates in a set were non-censored, detected samples, the arithmetic average of the duplicates was straightforward. However, when one or more of the duplicates was censored (that is, non-detect or right-censored), the following methods were used to the handle the combination. When a non-censored (NC) sample and a non-detected (ND) sample were combined, the sample was labeled mid-censored (MC), that is, a censored sample whose true value lies between two non-zero bounds (lower and upper). For instance, the lower bound of the average is probably not zero (since one of the samples was detected), but instead would equal the average of the NC and 0 (the lowest possible value of the non-detect). Similarly, the upper bound would equal the average of the NC and the detection limit of the ND (the highest possible value of the non-detect). Thus, the lower and upper bounds for this type of mid-censored data point are

lower: $NC/2$
upper: $(NC + ND)/2$

where the value of ND is the detection limit for the non-detected sample and the value of NC is the observed concentration value. Tables 3-5 and 3-6 outline the methods for combining lab and field duplicate samples, respectively, for the statistical analyses.

Table 3-3.

Summary Statistics for Detection Limits
Long-term and Short-term Data Combined

Analyte	Unit	Number NDs	Min	Mean	Max	Median	Mode	% < Twice Mode
Tetrachlorocatechol	UG/L	339	1.60	11.39	500.00	5.00	5.00	91.74
Tetrachloroguaiacol	UG/L	408	2.50	15.13	500.00	5.08	5.00	85.54
Trichlorosyringol	UG/L	381	1.60	7.31	250.00	2.50	2.50	88.45
4,5,6-Trichloroguaiacol	UG/L	326	1.60	10.00	250.00	2.61	2.50	79.75
3,4,6-Trichlorocatechol	UG/L	392	4.90	10.70	500.00	5.00	5.00	91.07
3,4,5-Trichlorocatechol	UG/L	293	1.00	12.44	500.00	5.00	5.00	88.74
3,4,5-Trichloroguaiacol	UG/L	279	0.66	6.86	250.00	2.60	2.50	86.74
2,3,4,6-Tetrachlorophenol	UG/L	424	0.80	6.27	250.00	2.50	2.50	89.39
3,4,6-Trichloroguaiacol	UG/L	397	2.40	6.86	250.00	2.50	2.50	88.92
Pentachlorophenol	UG/L	465	1.00	12.52	500.00	5.00	5.00	90.54
2,4,6-Trichlorophenol	UG/L	226	0.94	8.70	250.00	2.55	2.50	85.40
2,4,5-Trichlorophenol	UG/L	462	1.00	5.97	250.00	2.50	2.50	90.26
2,3,7,8-Tetrachlorodibenzo-p-dioxin(TCDD)	PG/L	370	8.00	12.54	175.00	11.00	10.00	97.03
2,3,7,8-Tetrachlorodibenzo-furan(TCDF)	PG/L	309	10.00	12.78	185.00	11.00	10.00	97.41
2-Propanone (Acetone)	UG/L	107	50.00	158.15	1610.00	50.00	50.00	79.44
Chloroform	UG/L	90	5.00	131.48	1500.00	10.00	10.00	67.78
Methylene chloride	UG/L	309	5.00	49.24	1500.00	10.00	10.00	86.41
2-Butanone (MEK)	UG/L	317	25.00	140.80	7500.00	50.00	50.00	88.33
Chemical Oxygen Demand	MG/L	3	15.00	15.00	15.00	15.00	15.00	100.00

ND = Non-Detects

Table 3-5.
Method for Averaging Lab Duplicate Samples

If observations are:	Label of "average"	Value of "average" is:
All Nds	ND	$\min(ND_1, ND_2)$
All Ncs	NC	$(NC_1+NC_2)/2$
All Rcs	RC	$\max(RC_1, RC_2)$
ND and NC	MC	lower bound: NC/2 upper bound: (ND+NC)/2
ND and RC	RC	((ND/2)+RC)/2
NC and RC: NC≥RC	NC	NC
NC and RC: NC<RC	RC	(NC+RC)/2

Table 3-6.
Method for Averaging Field Duplicate Samples

If observations are:	Label of "average"	Value of "average" is:
All NC	NC	$\Sigma NC_i/n$
All ND	ND	$\Sigma ND_i/n$
All RC	RC	$\Sigma RC_i/n$
All MC values	MC	lower bound: $\text{avg}(MC_L s)$ upper bound: $\text{avg}(MC_U s)$
NC and ND	MC	lower bound: NC/2 upper bound: (NC+ND)/2
NC and RC	RC	(NC + RC)/2
ND and RC	RC	((ND/2)+RC)/2
NC and MC	MC	lower bound: $(MC_L+NC)/2$ upper bound: $(MC_U+NC)/2$
MC and ND	MC	lower bound: $MC_L/2$ upper bound: $(ND+MC_U)/2$
MC and RC where $MC_U \geq RC$	MC	lower bound: RC upper bound: MC_U
MC and RC where $MC_U < RC$	MC	lower bound: MC_U upper bound: RC

NC = non-censored values
ND = non-detected values
RC = right-censored values
MC = mid-censored values (method uses a range in the calculations)
n = number of field duplicate samples

A few differences do exist in the methods for combining lab duplicates and for combining field duplicates. Lab duplicates are created by vigorously mixing a particular sample and then dividing it into two parts. Each of these parts represent exactly the same substance (within the limits of the mixing method). Field duplicates are similar to lab duplicates but not quite the same. Instead of splitting the same volume of substance into two parts, two distinct samples are collected from the same stream at approximately the same time and analyzed separately. Since the field duplicates are actually separate volumes of liquid, they may not be as similar in their characteristics as the lab duplicates. Therefore, the method for averaging field duplicates is more similar to the method of combining samples collected from distinct sample locations, than it is to the method of combining lab duplicates.

3.3.4 Calculating Production Normalized Mass Loadings

After all lab and field duplicates were averaged, production normalized mass loadings were calculated for each sample. Three types of data were used in the calculation of the production normalized mass loadings: a chemical concentration, a wastewater flow rate, and a brownstock flow rate (for more information on the brownstock flow rate see the technical water development document). An example is shown in Table 3-7.

Table 3-7.
Example: Calculation of Production Normalized Mass Loadings

	Concentration (ug/l)	Wastewater Flow Rate (m^3/day)	Brownstock Flow Rate (kkg/day)
	10	25,000	1,200
Production Normalized Mass Loading	$\frac{10\,\frac{ug}{l} \times 1{,}000\,\frac{l}{m^3} \times 25{,}000\,\frac{m^3}{day} \times 10^{-9}\,\frac{kg}{ug}}{1{,}200\,\frac{kkg}{day}} = 2.1 \times 10^{-4}\ kg/kkg$		

For mid-censored values, production normalized mass loadings were calculated as upper- and lower-bound mass loadings using the upper- and lower-bound concentrations.

All subsequent calculations were computed using the production normalized mass loadings, therefore, all subsequent tables of data and results will be in production normalized mass loading units (NG/KKG, MG/KKG, G/KKG, KG/KKG).

Appendix L contains two tables of summary statistics. Table L-1 lists summary statistics for BPK Options 3 and 4 and DS Option 1 for each pollutant/stream combination describing the number, minimum, mean, and maximum of each type of censoring. Table L-2 displays similar summary statistics for all other options considered by EPA.

3.4 Statistical Methodology

3.4.1 Overview of Methodology and Applicability to the Pulp and Paper BAT Data Base

3.4.1.1 Basic Overview of Delta-lognormal Distribution

The lognormal distribution is often appropriate for modelling effluent data. However, the presence of non-detect and very low concentration measurements in the pulp and paper effluent data led, for several reasons, to the consideration of a modification to the lognormal distribution in modelling such data. First, the lognormal model assumes that all concentration values are positively-valued. Second, the actual values of non-detects are not known, though each non-detect has a concentration somewhere between zero and the reported detection limit. In this sense, non-detect measurements represent in statistical terms what are known as **censored** samples.

In general, censored samples are measurements bounded either by an upper or lower numerical limit for which the exact value is not known. Non-detects qualify in this framework as **left-censored** samples, which have an upper bound at the detection limit and a lower bound at zero. To model non-detects as left-censored samples under a strictly lognormal density model, it is necessary to assume that the exact (but unknown) values of these measurements follow the same lognormal distributional pattern as the rest of the detected measurements and that they are positively-valued (i.e., greater than zero).

For all these reasons, two reasonably simple modifications to the lognormal density model have been used by EPA for several years. The first modification is known as the classical delta-lognormal model (see Figure 3-1), first used in economic analysis to model income and revenue patterns (see Aitchison and Brown, 1955). In this adaptation of the simple lognormal density, the model is expanded to include zero amounts. To do this, all positive (dollar) amounts are grouped together and fit to a lognormal density. Then all zero amounts are segregated into another group of measurements representing a discrete distributional "spike" at zero. The resulting mixed distribution, combining a continuous density portion with a discrete-valued spike, is known as the delta-lognormal distribution. The delta in the name refers to the percentage of the overall distribution contained in the spike at zero, that is, the percentage of zero amounts.

Researchers at EPA (see Kahn and Rubin, 1989) further adapted the classical delta-lognormal model ("adapted model") to account for non-detect measurements in the same fashion that zero measurements were handled in the original delta-lognormal. Instead of zero amounts and non-zero, positive amounts, the data consisted of non-detects and detects. Rather than assuming that non-detects represented a spike of zero concentrations, these samples were allowed to have a single positive value, usually equal to the minimum level of the analytical method (see Figure 3-2). Since each non-detect was assigned the same positive value, the distributional spike in this adapted model was located not at zero, but at the minimum level. This adapted model was used in developing limitations for the OCPSF and pesticides manufacturing rulemaking.

In the adapted delta-lognormal model, the delta again referred to those measurements contained in the discrete spike, this time representing the

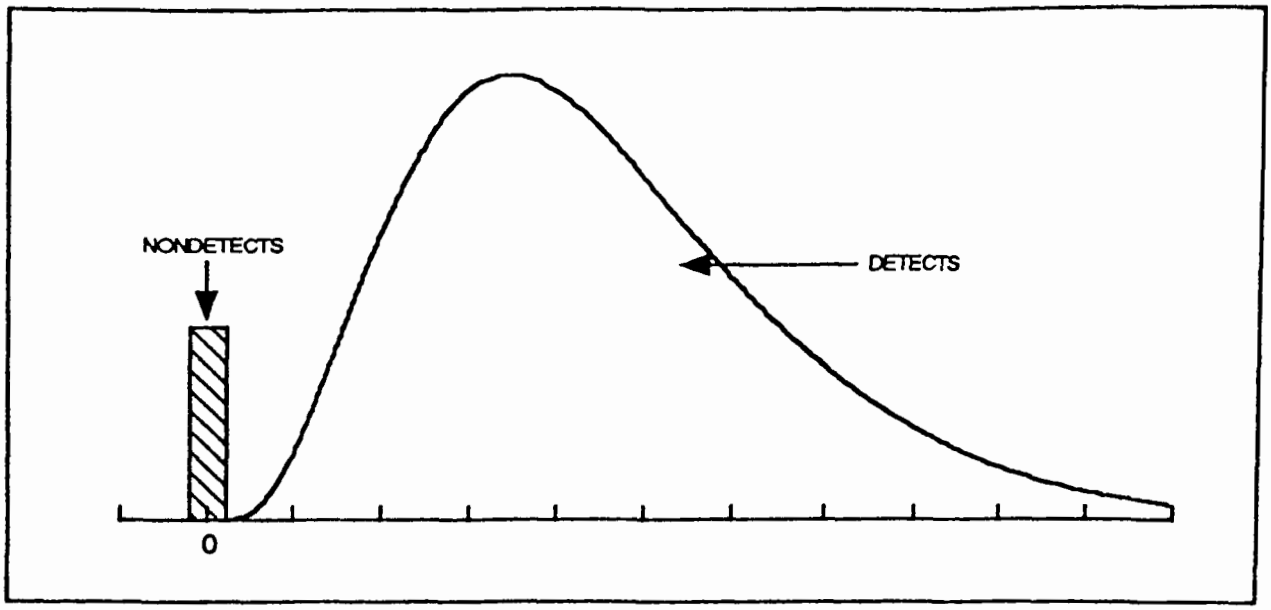

Figure 3-1. Standard Delta-Lognormal Distribution

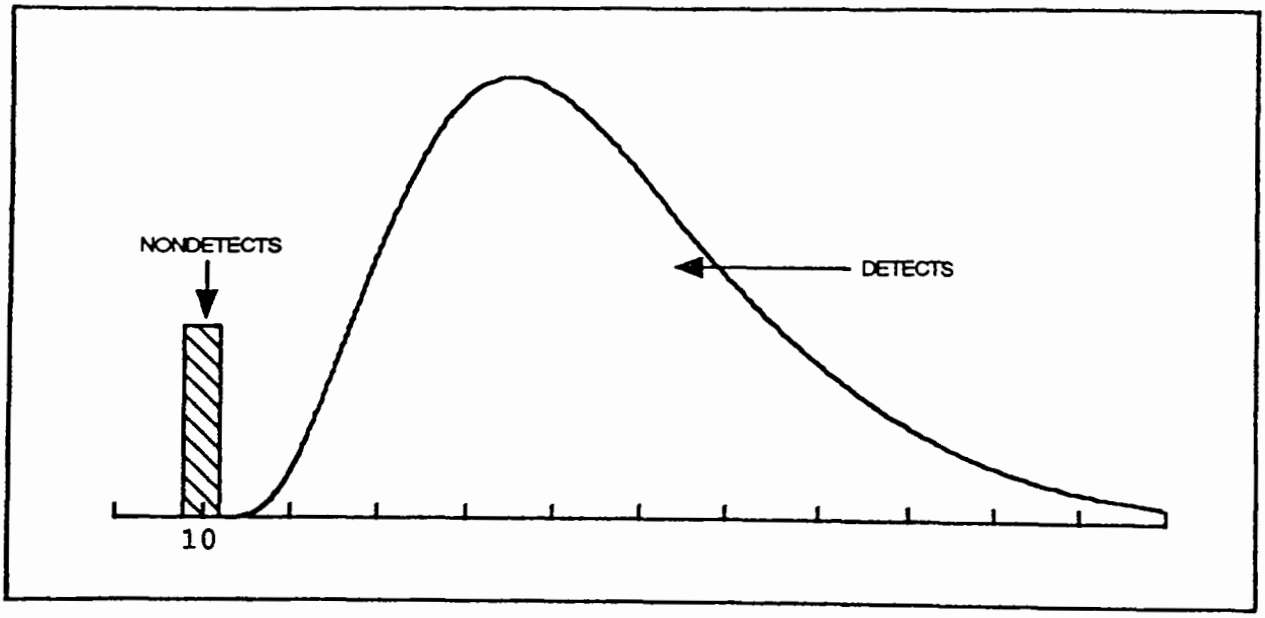

Figure 3-2. Adapted Delta-Lognormal Distribution

proportion of non-detect values observed within the data set. By using this approach, computation of estimates for the population mean and variance could be done easily by hand, and non-detects were not assumed to follow the same distributional pattern as the detected measurements. The adapted delta-lognormal model can be expressed mathematically as:

$$Pr\ (U \le u) = \begin{cases} (1-\delta)\ \Phi\left[(\log(u) \quad \mu)/\sigma\right] & if \quad 0 < u < D \\ \delta + (1-\delta)\ \Phi\left[(\log(D) - \mu)/\sigma\right] & if \quad u \quad D \\ \delta + (1-\delta)\ \Phi\left[(\log(u) - \mu)/\sigma\right] & if \quad u > D \end{cases} \tag{3.1}$$

where δ represents the true proportion of non-detects (or the probability that any randomly drawn measurement will be a non-detect), D equals the minimum level value of the discrete spike assigned to all non-detects, $\Phi(\ )$ represents the standard normal cumulative distribution function, and μ and σ are the parameters of the lognormal density portion of the model. This model assumes that all non-detected values have a single detection limit D.

It is also possible to represent the adapted delta-lognormal model in another mathematical form, one in which it is particularly easy to derive formulas for the expected value (i.e., long-term average [LTA]) and variance of the model. In this case, a random variable distributed according to the adapted delta-lognormal distribution can be represented as the stochastic combination of three other independent random variables. The first of these variables is an indicator variable, I_u, equal to one when the measurement u is a non-detect and equal to zero when u is a detected value. The second variable, X_D, represents the value of a non-detect measurement (discrete). In the adapted delta-lognormal, this variable is always a constant equal to the concentration value assigned to each non-detect (i.e., equal to D in the adapted delta-lognormal model). In general, however, X_D need not be a constant, as will be seen below in the modified delta-lognormal model. The final random variable, X_C, represents the value of a detected measurement, and is distributed according to a lognormal distribution (continuous) with parameters μ and σ.

Using this formulation, a random variable from the adapted delta-lognormal model can be written as

$$U = I_u\, X_D + (1-I_u)\, X_C \tag{3.2}$$

and the expected value of U is then derived by substituting the expected value of each quantity in the right-hand side of the equation. Because the variables I_u, X_D, and X_C are mutually independent, this leads to the expression

$$E(U) = \delta E(X_D) + (1-\delta) E(X_C) = \delta D + (1-\delta)\exp(\mu + 0.5\sigma^2) \tag{3.3}$$

where again δ is the probability that any random measurement will be non-detect and the exponentiated expression is the familiar mean of a lognormal distribution. In a similar fashion, the variance of the adapted delta-lognormal model can be established by squaring the expression for U above, taking expectations, and subtracting the square of E(U) to get

$$Var(U) \quad E(U^2) - [E(U)]^2 = \delta Var(X_D) + (1-\delta) Var(X_C) + \delta(1-\delta)[E(X_D) - E(X_C)]^2. \tag{3.4}$$

Since in the adapted delta-lognormal formulation, X_D is a constant, this expression can be reduced to the following:

$$Var(U) = (1-\delta)\exp(2\mu+\sigma^2)[\exp(\sigma^2)-(1-\delta)] + \delta(1-\delta)D[D-2\exp(\mu+0.5\sigma^2)]. \quad (3.5)$$

In order to estimate the adapted delta-lognormal mean and variance from a set of observed sample measurements, it is necessary to derive sample estimates for the parameters δ, μ, and σ. δ is typically estimated by the observed proportion of non-detects in the data set. μ and σ are estimated using the logged values of the detected samples where μ is estimated using the arithmetic mean of the logged detected measurements and σ is estimated using the standard deviation of these same logged values; non-detects are not included in the calculations. Once the parameter estimates are obtained, they are used in the formulas above to derive the estimated adapted delta-lognormal mean and variance.

To calculate effluent limitations, it is also necessary to estimate upper percentiles from the underlying data model. Using the delta-lognormal formulation above in equation (3.1), letting U_α represent the $100*\alpha^{th}$ percentile of random variable U, and adopting the standard notation of z_s for the sth percentile of the standard normal distribution, an arbitrary delta-lognormal percentile can be expressed as the following:

$$U_\alpha = \begin{cases} \exp(\mu+\sigma\, z_{\alpha/1-\delta}) & if \quad (1-\delta)\Phi((\log(D)-\mu)/\sigma) \geq \alpha \\ D & if \quad \delta+(1-\delta)\Phi((\log(D)-\mu)/\sigma) \geq \alpha \\ \exp(\mu+\sigma\, z_{\alpha-\delta/1-\delta}) & if \quad \delta+(1-\delta)\Phi((\log(D)-\mu)/\sigma) < \alpha \end{cases} \quad (3.6)$$

The daily maximum limitations are established on the basis of an estimated upper 99th percentile from the underlying data model, so that 0.99 would be substituted for α in the above expression. To derive the daily VF for the 99th percentile based on the adapted delta-lognormal model, divide $U_{.99}$ in the expression above by the previous formula for the LTA, namely $U_{.99}/E(U)$.

3.4.1.2 Modifications to the Adapted Delta-Lognormal Model

While the adapted delta-lognormal model has been used successfully for years by EPA in a variety of settings, the model makes three key assumptions about the observed data that are not satisfied within the pulp and paper analytical data base. First, the discrete spike portion of the adapted delta-lognormal model is a fixed, single-valued probability mass associated (typically) with all the non-detect measurements. If all non-detect samples in the pulp and paper data base had roughly the same reported detection limit, this assumption would be adequately satisfied. However, reported detection limits in the pulp and paper analytical studies varied substantially, especially when the non-detect concentrations were converted to "no detectable mass amounts" by multiplying the concentration detection limit by the effluent flow rate associated with the stream from which the sample was taken. Because of this variation in detection limits and "no detectable mass amounts," a single-valued discrete spike could not adequately represent the set of non-detect measurements observed in the pulp and paper data base and a modification to the model was considered.

Second, the adapted delta-lognormal model assumes that all of the detected measurements composing the continuous lognormal portion of the overall

distribution are known completely, that is, the values are known concentration (or mass) amounts and there is no uncertainty associated with these values. When all the detected measurements have known amounts, the mean and standard deviation of the log-transformed detected values can be computed by hand, and the estimates can be plugged into the previous formulas to derive effluent limitations. In the pulp and paper data base, however, not all the samples considered to be detects are associated with known numerical values. As an example, certain sample measurements within the AOX data base are known only up to a lower bound. That is, each of these samples is known to have a concentration at least as large as some lower bound L, but the exact value could not be determined. In statistical terms, just as non-detect samples can be regarded as left-censored measurements since they are known only up to an upper bound, these AOX measurements are known as right-censored samples. Another example occurs for **mid-censored** samples. As discussed in Section 3.3.2.1, these samples are known to have a concentration between some lower bound (L) and some upper bound (U) but the exact value could not be determined.

Finally, the adapted delta-lognormal model sets all non-censored values below the detection (D) to the minimum level of the analytical method. For example, if the minimum level for TCDD was 10 ppq, then any non-censored samples reported below 10 ppq were set to 10 ppq. Many instances occurred in the pulp and paper analytical studies where a non-censored value was reported below the minimum level of the analytical method.

The presence of detected measurements that are censored in some fashion, so that the exact values are indeterminate, makes it impossible to directly apply the adapted delta-lognormal model without further modifications. One approach that could be taken without changing the model would be to assign an "exact" measurement value to those samples that are censored. However, this tactic leads to arbitrary measurement value assignments and would have an uncertain and potentially arbitrary impact on the calculated estimates of the final model parameters, μ and σ. Instead of handling uncertain measurements in this fashion, the choice was made to modify the adapted delta-lognormal model to accommodate censored samples as well as non-censored samples (i.e., those detected measurements associated with "exact" or known concentration/mass values – see Figure 3-3).

The necessity for these modifications became apparent after the examination of time series and probability plots for each data subset in the pulp and paper data base. Figures M1-1 through M1-180 in Appendix M are the time series plots which were generated for each data subset for subcategories BPK Options 3 and 4, DS Option 1, PS, and UK. These plots show the type of censoring of each data value as well as the dispersion within each data subset. In Appendix N, Figures N1-1 through N1-180 are examples of the probability plots for the same options which also were examined for each data subset to evaluate the distribution of the data. In these plots, the logged values of the data were plotted against quantiles from the normal distribution. Each figure consists of 2 plots: (1) all samples and (2) only detected samples (more details are presented in Section 3.5.1).

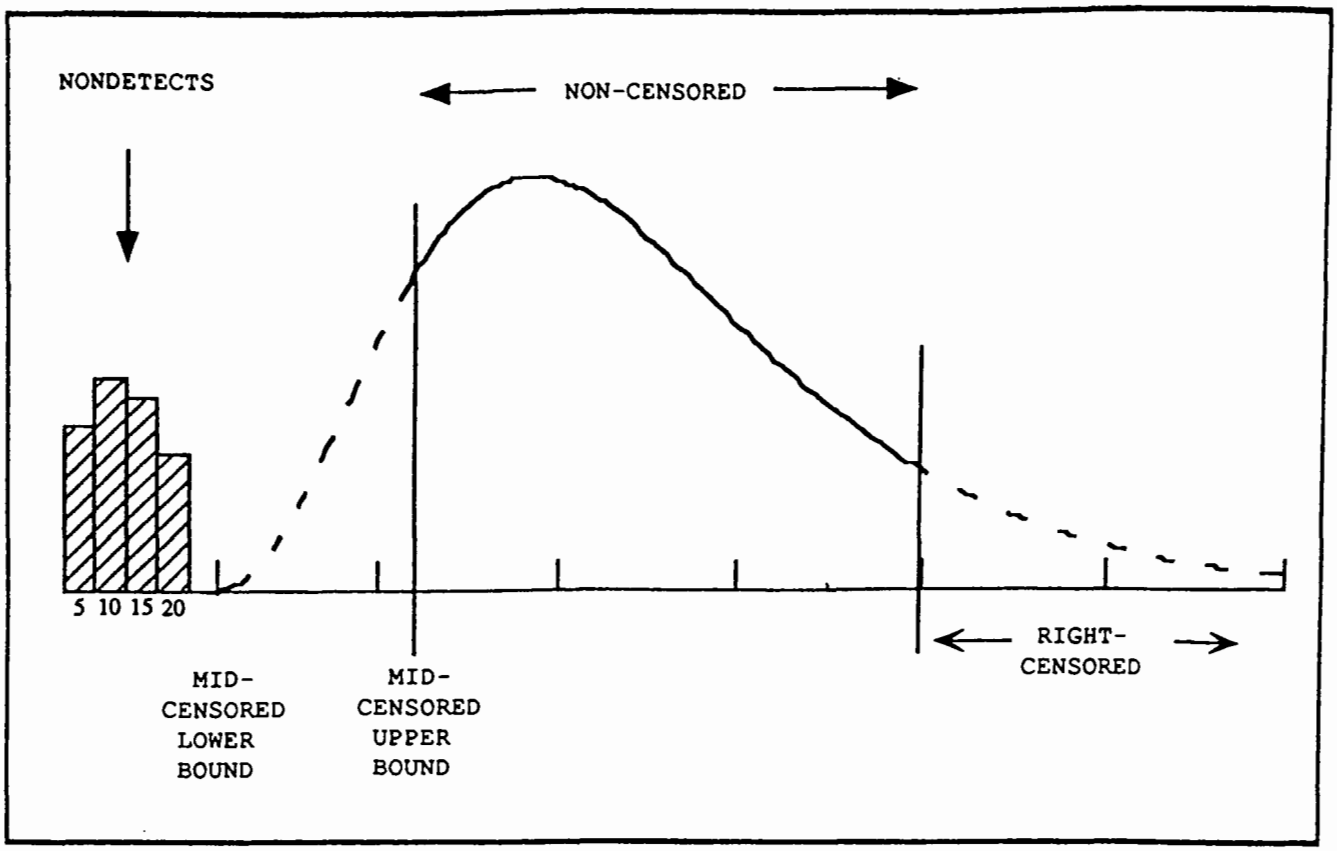

Figure 3-3. Modified Delta-Lognormal Distribution

3.4.1.3 Modification of the Discrete Spike

To appropriately modify the adapted delta-lognormal model for the observed pulp and paper data base, the first modification was made to the discrete, single-valued spike representing non-detect measurements. For mass values, a detection limit is broadly defined as the reported concentration-based sample-specific detection limit multiplied by the flow rate associated with that sample, and divided by the corresponding production value. Because non-detect samples have widely varying detection limits, the spike of the delta-lognormal model has been replaced by a discrete distribution made up of multiple spikes. Each spike in this modification is associated with a distinct detection limit observed in the pulp and paper data base. Thus, instead of assigning all non-detects to a single, fixed value, as in the adapted model, non-detects can be associated with multiple values depending on how the detection limits vary.

In particular, because the detection limit associated with a non-detect sample is considered to be an upper bound on the true value, which could range conceivably from zero up to the detection limit, the modified delta-lognormal model used here assigns each non-detect sample to half its reported detection limit.

Once each non-detect has been associated with half its reported detection limit, the discrete "delta" portion of the modified model is estimated in a way similar to the adapted delta-lognormal distribution, only now multiple spikes are constructed, linked to the distinct detection limits observed in the data set. In the adapted model, the parameter δ is estimated by computing the proportion of non-detects. In the modified model, δ again represents the proportion of non-detects, but is divided into the sum of smaller fractions, δ_i, each representing the proportion of non-detects associated with a particular and distinct detection limit. Thus it can be written

$$\delta = \sum_i (\delta_i) . \tag{3.7}$$

If D_i equals half the value of the ith smallest distinct detection limit in the data set, and let the random variable X represent a randomly chosen non-detect sample, then the discrete distribution portion of the modified delta-lognormal model can be mathematically expressed as

$$Pr(X_D \le x) = \sum_{i : D_i \le x} \delta_i . \tag{3.8}$$

The mean and variance of this discrete distribution (unlike the adapted delta-lognormal also can be computed, the variance of the modified spike is non-zero) using the following formulas:

$$E(X_D) = \frac{1}{\delta} \sum_i \delta_i D_i \quad and \quad Var(X_D) = \frac{1}{\delta^2} \sum_i \sum_j \delta_i \delta_j (D_j \quad D_i)^2 \tag{3.9}$$

It is important to recognize that, while replacing the single discrete spike in the adapted delta-lognormal distribution with a more general discrete distribution of multiple spikes increases the complexity of the model, the discrete portion with multiple spikes plays a role in limitations development

identically parallel to the single spike case and offers flexibility for handling multiple observed detection limits.

3.4.1.4 Modification of the lognormal portion

To accommodate detected observations that are censored in some fashion, the lognormal portion of the adapted delta-lognormal model also has been modified. A lognormal density is still used to represent the set of detected measurements, but the manner of estimating the distributional parameters, μ and σ, has been changed to allow for censored observations. In general, the method typically used to estimate the parameters of the underlying lognormal density is known as maximum likelihood estimation (MLE). The MLE method is based on assuming that a group of independent observations follow a particular distributional pattern, in this case the lognormal, and computing for each observed value the probability of its occurrence or "likelihood" under the assumed model. By multiplying the likelihoods of all the observations together, one can compute the overall likelihood of that particular group of data values.

Since the goal is to find the specific parameters of the distributional model that "best fit" or are most consistent with the observed data, and these parameters are unknown, the overall product of individual likelihoods becomes a function of the unknown parameters. Each time a different set of possible parameters is plugged into the likelihood function, a different numerical value for the overall likelihood results. The method used to find the best set of parameters relies on maximizing this overall likelihood or probability of occurrence, as a means of finding the specific probability distribution most consistent with the data. In other words, the best fitting distribution should be the one that has the best chance of generating the specific data observed.

In the case of the lognormal distribution, when none of the observed data is censored in any way, the general overall likelihood function (L.F.) can be written as

$$L.F. = \prod_i \frac{1}{x_i \sigma} \phi\left((\log(x_i) - \mu)/\sigma\right) = (2\pi)^{-\frac{n}{2}} \sigma^{-n} \frac{1}{\prod_i x_i} \exp\left[-\frac{1}{2\sigma^2}\sum_i (\log(x_i) - \mu)^2\right] \quad (3.10)$$

where $\phi(\cdot)$ represents the standard normal probability density and the x_i are the observed data values. To maximize this function with respect to the unknown parameters μ and σ, it is necessary to differentiate the right-hand side and equate the result to zero, first with respect to μ and then with respect to σ.

As noted previously, if none of the detected measurements are censored, as in the adapted model, calculation of the μ and σ estimates can be done by hand using the log-transformed detected values. This is possible because when each value x_i is known, the first derivatives of the likelihood function can be explicitly solved for the unknown parameters, μ and σ. In fact, the solutions are essentially just the mean and standard deviation, respectively, of the logged data values.

However, when some of the data observations are censored measurements and their values are not known explicitly, simple "closed-form" solutions to the derivatives of the likelihood function cannot be obtained. The likelihood function in this case has a slightly different form, depending on the pattern of censoring in the data, but is one that in general involves a mixture of standard normal densities and cumulative normal distribution terms (see Section 3.4.2).

Maximizing the overall likelihood in this case requires the use of iterative numerical "search" techniques, available via computer programs using a non-linear maximization algorithm. The algorithm tests a series of plausible parameter choices in the likelihood function until it can determine the approximate choice that maximizes the overall probability of occurrence. The parameters that best maximize the overall likelihood are MLEs. Once the MLEs are determined, these parameter estimates can be used to compute estimates for the mean, variance, and upper-percentiles of either the continuous lognormal portion or the modified delta-lognormal model as a whole.

In particular, once MLEs for μ and σ are determined using a lognormal density likelihood, the mean and variance for the continuous portion of the modified delta-lognormal have exactly the same form as the usual mean and variance of a lognormal distribution estimated with all non-censored data. The only difference is that the MLEs for μ and σ are used in place of the mean and standard deviation of the logged data values. Expressions for the mean and variance of the lognormal portion of the model then take the form:

$$\hat{E}(X_C) = \exp(\mu_{MLE} + \frac{1}{2}\sigma^2_{MLE}) \quad and \quad \hat{V}(X_C) = (\exp(\sigma^2_{MLE}) - 1)\exp(2\mu_{MLE} + \sigma^2_{MLE}). \quad (3.11)$$

3.4.2 Estimation Under the Modified Delta-Lognormal Model

Once the two basic modifications to the adapted delta-lognormal distribution are made, it is possible to fit a wide variety of observed effluent data sets to the modified model. Multiple detection limits for non-detects can be handled, as can detected samples with censored measurements. The same basic framework can be used even if there are no non-detect values or censored data. Thus, the modified delta-lognormal model offers a large degree of flexibility in modelling effluent data.

Combining the discrete portion of the model with the continuous portion, the cumulative probability distribution of the modified delta-lognormal model can be expressed as follows, where D_n denotes half of the largest distinct detection limit observed among the non-detects, and where the first summation is taken over all those values D_i that are less than u.

$$Pr(U \le u) \quad \begin{cases} \sum_{i:D_i<u} \delta_i + (1-\delta)\,\Phi\,[(\log(u) - \mu)/\sigma)] & if \;\; u<D_n \\ \delta + (1-\delta)\,\Phi\,[(\log(u) - \mu)/\sigma)] & if \;\; u \ge D_n \end{cases} \quad (3.12)$$

Again combining the discrete and continuous portions of the modified model, the expected value of the random variable U can be derived as a weighted sum of the expected values of the discrete and continuous lognormal portions of the distribution. This follows because the modified delta-lognormal random

variable U can be expressed again as a combination of three other independent variables, that is,

$$U = I_u X_D + (1 - I_u) X_C \tag{3.13}$$

where this time X_D represents a random non-detect from the discrete portion of the model, X_C represents a random detected measurement from the continuous lognormal portion (possibly a censored measurement), and I_u is an indicator variable signalling whether any particular random measurement is detected or not. Then the expected value and variance of U have forms somewhat similar to the standard delta-lognormal model, namely

$$E(U) = \sum_i \delta_i D_i + (1-\delta)\exp(\mu + 0.5\sigma^2) \tag{3.14}$$

$$\begin{aligned} Var(U) = & \sum_i \sum_j \delta_i \delta_j (D_i - D_j)^2 + (1-\delta)\exp(2\mu + \sigma^2)(\exp(\sigma^2) - 1) \\ & + \delta(1-\delta)\left[\frac{\sum_i \delta_i D_i}{\delta} - \exp(\mu + 0.5\sigma^2)\right]^2 \end{aligned} \tag{3.15}$$

where the D_i equal half the individual detection limits for the non-detects, the δ_i are the corresponding proportions of not detected values with detection limit $2D_i$, and $\delta = \Sigma\delta_i$.

3.4.2.1 Estimation of Long-Term Averages

Long-term averages were calculated for the bleach plant effluent (acid and alkaline streams separately) and the final effluent streams. For the purposes of estimating these long-term averages (equal to the expected value in the equation (3.14)),it was necessary to divide the pulp and paper data sets into three groups based on their size (number of samples) and the type of samples in the subset. Thus, the computations differed for each group:

Group 1: Less than 2 detected samples (NC,MC,RC) or less than 4 total samples.

Group 2: Two or more detected samples (NC,MC,RC) but less than 2 non-censored samples (NC).

Group 3: Two or more non-censored samples (NC) and 4 or more total samples.

For Group 1, the long-term averages were calculated as the arithmetic average of the samples, since the sample sizes for either the discrete portion or the continuous lognormal portion of the data were too small to allow distributional assumptions to be made. Specifically, Group 1 contained all data subsets with short-term data since there were always 3 or fewer samples for the short-term data, and data subsets with all non-detects or only one detect. For the estimation of the long-term averages for Group 1, non-detects were set to half of the detection limits, NC and RC values remained the same, and MC values were set to the midpoint between the upper and lower bounds.

For Group 2, the long-term averages were calculated using the formula for E(U) in equation (3.14). However, since the number of non-censored (NC) data values is one or none, the MLE method was replaced by simply estimating the μ and σ parameters with the mean and variance of the logged NC values, RC values, and MC midpoint values. The MLE method was not used because the information going into the likelihood function for censored data is specified as a range, and if these ranges are not augmented by two or more exact (non-censored) data values, then the algorithm may generate unreliable or non-convergent estimates.

For Group 3, the long-term averages were calculated using the procedures outlined in the preceding section using equation (3.14) and the MLEs for μ and σ.

For BPK Option 3, which combines data from the long-term data base with 1 data point from the short-term data base, the LTAs were first calculated for each analyte in each data source. The weighted average of the individual long-term averages for each analyte was calculated using weights equal to the square root of the sample size for each source to compute the overall long-term average for the option. The square root of the sample size was used because the accuracy (i.e., standard error) of any particular estimate varies proportional to the square root of the sample size and not the sample size itself.

As an example, if LTA_1 is based on 18 samples and LTA_2 is based on 1 sample, the overall combined LTA was calculated as:

$$LTA \quad \frac{\sqrt{18}LTA_1 + \sqrt{1}LTA_2}{\sqrt{18} + \sqrt{1}}.$$

By weighting the data sources in this way the short-term results are down-weighted to reflect the limited information in the short-term data while still allowing the short-term results to figure in the LTA computation.

Table 3-8 displays the long-term averages and censoring types in the data for BPK Options 3 and 4, DS Option 1, and COD for four subcategories. The long-term averages for the bleach plant effluent (obtained by summing LTAs for the acid and alkaline streams in Table 3-8) do not correspond directly to the bleach plant effluent LTAs used in estimating the pollutant reduction loadings. These loadings were estimated early in the regulatory process and utilize a slightly different approach for combining the acid and alkaline stream sample values. For the development of limitations, the acid and alkaline stream samples were analyzed separately, and then a combined bleach plant effluent mass loading limitation was computed as the sum of the individual acid and alkaline limitations. The bleach plant LTAs used in estimating the pollutant reduction leadings were calculated using an earlier method, which summed the acid and alkaline mass loadings for each sampling day. Then these combined bleach plant effluent samples were analyzed to compute the bleach plant effluent LTAs. Although the method for combining the acid and alkaline stream samples, which was used for the limitations development, precipitated fewer cases where the values of detected samples and non-detected samples were mathematically combined, the resulting bleach plant LTAs differed minimally.

Table 3-8.

Long-Term Averages and Summary Statistics for Production Normalized Mass Loadings

Analyte	CAS Number	Units	Subcategory	Option	Stream	Number Obs	Long-Term Average	Number ND	Number NC	Number MC	Number RC
Pentachlorophenol	87865	MG/KKG	BPK	3	ACID	18	42.43	18	0	0	0
			BPK	3	ALK	19	18.29	19	0	0	0
			BPK	4	ACID	17	33.81	17	0	0	0
			BPK	4	ALK	18	20.29	18	0	0	0
			DS	1	ACID	17	277.78	17	0	0	0
			DS	1	ALK	17	49.06	17	0	0	0
Tetrachlorocatechol	1198556	MG/KKG	BPK	3	ACID	18	160.93	5	13	0	0
			BPK	3	ALK	18	17.24	18	0	0	0
			BPK	4	ACID	16	30.77	16	0	0	0
			BPK	4	ALK	16	18.87	16	0	0	0
			DS	1	ACID	14	282.03	14	0	0	0
			DS	1	ALK	14	42.99	14	0	0	0
Tetrachloroguaiacol	2539175	MG/KKG	BPK	3	ACID	18	42.43	18	0	0	0
			BPK	3	ALK	17	28.90	12	5	0	0
			BPK	4	ACID	18	35.38	18	0	0	0
			BPK	4	ALK	18	19.26	18	0	0	0
			DS	1	ACID	17	277.78	17	0	0	0
			DS	1	ALK	17	49.22	16	1	0	0
Trichlorosyringol	2539266	MG/KKG	BPK	3	ACID	17	35.69	11	6	0	0
			BPK	3	ALK	17	38.29	4	13	0	0
			BPK	4	ACID	16	15.66	16	0	0	0
			BPK	4	ALK	16	9.77	16	0	0	0
			DS	1	ACID	16	139.75	16	0	0	0
			DS	1	ALK	16	22.55	16	0	0	0
2,3,4,6-Tetrachlorophenol	58902	MG/KKG	BPK	3	ACID	18	73.55	17	1	0	0
			BPK	3	ALK	18	9.38	17	1	0	0
			BPK	4	ACID	17	15.49	17	0	0	0
			BPK	4	ALK	17	9.66	17	0	0	0
			DS	1	ACID	16	139.75	16	0	0	0
			DS	1	ALK	16	22.55	16	0	0	0

Abbreviations Used in Table: ALK = Alkaline, NC = Non-Censored, ND = Non-Detect, MC = Mid-Censored, RC = Right-Censored

Table 3-8.

Long-Term Averages and Summary Statistics for Production Normalized Mass Loadings

Analyte	CAS Number	Units	Subcategory	Option	Stream	Number Obs	Long-Term Average	Number ND	Number NC	Number MC	Number RC
2,4,5-Trichlorophenol	95954	MG/KKG	BPK	3	ACID	18	18.12	18	0	0	0
			BPK	3	ALK	18	8.91	18	0	0	0
			BPK	4	ACID	17	15.49	17	0	0	0
			BPK	4	ALK	17	9.66	17	0	0	0
			DS	1	ACID	16	139.75	16	0	0	0
			DS	1	ALK	16	22.55	16	0	0	0
2,4,6-Trichlorophenol	88062	MG/KKG	BPK	3	ACID	19	616.25	2	16	0	1
			BPK	3	ALK	19	304.49	3	14	0	2
			BPK	4	ACID	17	19.53	16	1	0	0
			BPK	4	ALK	17	9.66	17	0	0	0
			DS	1	ACID	16	296.51	12	4	0	0
			DS	1	ALK	14	21.50	14	0	0	0
3,4,5-Trichlorocatechol	56961207	MG/KKG	BPK	3	ACID	17	1730.7	1	13	0	3
			BPK	3	ALK	17	18.00	16	1	0	0
			BPK	4	ACID	15	31.13	15	0	0	0
			BPK	4	ALK	15	19.07	15	0	0	0
			DS	1	ACID	15	280.83	15	0	0	0
			DS	1	ALK	15	44.32	15	0	0	0
3,4,5-Trichloroguaiacol	57057837	MG/KKG	BPK	3	ACID	16	94.92	12	4	0	0
			BPK	3	ALK	19	614.55	1	16	0	2
			BPK	4	ACID	18	15.38	18	0	0	0
			BPK	4	ALK	17	9.66	17	0	0	0
			DS	1	ACID	16	139.75	16	0	0	0
			DS	1	ALK	16	22.55	16	0	0	0
3,4,6-Trichlorocatechol	32139723	MG/KKG	BPK	3	ACID	14	47.98	11	2	1	0
			BPK	3	ALK	16	25.23	14	2	0	0
			BPK	4	ACID	15	31.13	15	0	0	0
			BPK	4	ALK	15	19.07	15	0	0	0
			DS	1	ACID	15	280.83	15	0	0	0
			DS	1	ALK	15	44.32	15	0	0	0

Abbreviations Used in Table: ALK = Alkaline, NC = Non-Censored, ND = Non-Detect, MC = Mid-Censored, RC = Right-Censored

Table 3-8.

Long-Term Averages and Summary Statistics for Production Normalized Mass Loadings

Analyte	CAS Number	Units	Subcategory	Option	Stream	Number Obs	Long-Term Average	Number ND	Number NC	Number MC	Number RC
3,4,6-Trichloroguaiacol	60712449	MG/KKG	BPK	3	ACID	16	20.67	16	0	0	0
			BPK	3	ALK	17	15.92	12	4	1	0
			BPK	4	ACID	16	15.66	16	0	0	0
			BPK	4	ALK	16	9.77	16	0	0	0
			DS	1	ACID	16	139.75	16	0	0	0
			DS	1	ALK	16	22.55	16	0	0	0
4,5,6-Trichloroguaiacol	2668248	MG/KKG	BPK	3	ACID	17	39.54	16	1	0	0
			BPK	3	ALK	16	119.91	4	11	1	0
			BPK	4	ACID	18	17.69	18	0	0	0
			BPK	4	ALK	18	11.10	18	0	0	0
			DS	1	ACID	16	139.79	16	0	0	0
			DS	1	ALK	16	24.29	16	0	0	0
2,3,7,8-Tetrachlorodibenzo-furan(TCDF)	51207319	NG/KKG	BPK	3	ACID	18	86.58	18	0	0	0
			BPK	3	ALK	19	43.40	17	2	0	0
			BPK	4	ACID	18	73.44	16	2	0	0
			BPK	4	ALK	18	48.60	15	3	0	0
			DS	1	ACID	17	666.30	15	2	0	0
			DS	1	ALK	17	78.95	15	2	0	0
2,3,7,8-Tetrachlorodibenzo-p-dioxin(TCDD)	1746016	NG/KKG	BPK	3	ACID	19	85.55	17	2	0	0
			BPK	3	ALK	19	44.98	16	3	0	0
			BPK	4	ACID	18	61.82	18	0	0	0
			BPK	4	ALK	18	39.16	18	0	0	0
			DS	1	ACID	17	575.96	17	0	0	0
			DS	1	ALK	17	66.92	17	0	0	0
Chloroform	67663	G/KKG	BPK	3	ACID	19	5.57	0	19	0	0
			BPK	3	ALK	18	0.19	1	17	0	0
			BPK	4	ACID	18	0.75	2	15	1	0
			BPK	4	ALK	18	0.27	1	17	0	0
			DS	1	ACID	16	25.81	0	16	0	0
			DS	1	ALK	17	0.09	16	1	0	0

Abbreviations Used in Table: ALK = Alkaline, NC = Non-Censored, ND = Non-Detect, MC = Mid-Censored, RC = Right-Censored

Table 3-8.

Long-Term Averages and Summary Statistics for Production Normalized Mass Loadings

Analyte	CAS Number	Units	Subcategory	Option	Stream	Number Obs	Long-Term Average	Number ND	Number NC	Number MC	Number RC
Methylene chloride	75092	G/KKG	BPK	3	ACID	14	0.07	14	0	0	0
			BPK	3	ALK	13	0.03	13	0	0	0
			BPK	4	ACID	13	0.13	11	2	0	0
			BPK	4	ALK	13	0.09	11	2	0	0
			DS	1	ACID	15	1.33	13	2	0	0
			DS	1	ALK	14	0.17	13	1	0	0
2-Butanone (MEK)	78933	G/KKG	BPK	3	ACID	19	0.39	19	0	0	0
			BPK	3	ALK	17	0.28	12	3	1	1
			BPK	4	ACID	18	0.58	9	8	1	0
			BPK	4	ALK	18	0.44	8	10	0	0
			DS	1	ACID	16	3.28	14	2	0	0
			DS	1	ALK	17	61.25	3	14	0	0
2-Propanone (Acetone)	67641	G/KKG	BPK	3	ACID	15	3.28	3	12	0	0
			BPK	3	ALK	16	7.11	2	10	0	4
			BPK	4	ACID	15	8.27	1	14	0	0
			BPK	4	ALK	15	5.68	0	15	0	0
			DS	1	ACID	13	15.35	4	8	0	1
			DS	1	ALK	14	356.41	1	12	0	1
Absorbable Organic Halides	59473040	KG/KKG	BPK	3	FE	16	0.55	0	11	0	5
			BPK	4	FE	15	0.14	0	10	0	5
			DS	1	FE	17	1.22	0	10	0	7
Color	COLOR	KG/KKG	BPK	4	FE	18	71.19	0	18	0	0
Chemical Oxygen Demand	1004	KG/KKG	BPK	A	FE	854	29.99	0	854	0	0
			BPK	B	FE	8	21.27	0	8	0	0
			DK		FE	3	70.34	0	3	0	0
			PS		FE	182	63.67	0	182	0	0
			UK		FE	600	20.79	0	600	0	0

Abbreviations Used in Table: ALK = Alkaline, NC = Non-Censored, ND = Non-Detect, MC = Mid-Censored, RC = Right-Censored

3.4.2.2 Estimation of Variability Factors, Percentiles, and Limitations

After determining estimated long-term average values for each pollutant for each stream (acid, alkaline, final effluent) for BPK Options 3 and 4 and DS Option 1, EPA developed 1-day variability factors (VF1) for each pollutant and either 4-day or 30-day monthly average variability factors (VF4 and VF30) dependent on the proposed frequency of monitoring as outlined in Table 3-9. If the monitoring frequency was proposed to be once a month, EPA did not propose monthly average limitations.

Table 3-9.
EPA Proposed Monitoring Frequencies

Pollutant Category	Frequency of Monitoring	Stream to Be Monitored
Chlorinated Phenolics	Monthly (VF1)	Bleach Plant Effluent
Dioxins (TCDD,TCDF)	Monthly (VF1)	Bleach Plant Effluent
Volatile Organics	Weekly (VF1, VF4)	Bleach Plant Effluent
AOX	Daily (VF1,VF30)	Final Effluent
COD	Daily (VF1,VF30)	Final Effluent
Color	Daily (VF1,VF30)	Final Effluent

Similar to the calculations for the long-term averages, the data were divided into the same three computation groups based on the number and type of samples in each data subset:

Group 1: Less than 2 detected (NC,MC,RC) samples or less than 4 total samples. Upper percentiles and variability factors could not be computed using the modified delta-lognormal methodology.

Group 2: Two or more detected samples (NC,MC,RC) but less than 2 non-censored samples (NC). The estimates of the parameters for the distribution were calculated empirically in the log-domain using 1/2 the detection limit for non-detects, the average of the upper and lower bounds for mid-censored values, and the lower bound for right-censored values. Upper percentiles and variability factors were calculated using these estimated parameters.

Group 3: Two or more non-censored samples (NC) and 4 or more total samples. The estimates of the parameters for the distribution of the data were calculated using maximum likelihood estimation in the log-domain incorporating all types of censoring. Upper percentiles and variability factors were calculated using these estimated parameters.

Variability factors could not be computed using the modified delta-lognormal distribution for the short-term data due to the small sample size. Therefore, the variability factors for BPK Option 3, where available, are based solely on the long-term data.

Many data subsets, especially for BPK Option 4, belong in Group 1, and therefore have missing 99th percentiles and variability factors.

If all of the data for a pollutant were non-detect, EPA proposed daily maximum limitations for continuous and noncontinuous dischargers equal to the minimum level of the analytical method (the minimum levels are listed in Appendix O).

3.4.2.2.1 Estimation of 1-Day Variability Factors and 99th Percentiles

The 1-day variability factors are a function of the long-term average, E(U), and the 99th percentile. An iterative approach was used in finding the 99th percentile of each data subset using the modified delta-lognormal methodology by first defining $D_0=0$, $\delta_0=0$, and $D_{k+1} = \infty$ as boundary conditions where D_i equals half of the ith smallest detection limit, and δ_i is the associated proportion of non-detects at the ith detection limit. A cumulative distribution function, p, for each data subset was computed as a step function ranging from 0 to 1. The general form, for a given value c, is:

$$p = \sum_{i=0}^{m} \delta_i + (1-\delta)\ \Phi\left[\frac{\log(c) - \hat{\mu}}{\hat{\sigma}}\right], \quad D_m \le c < D_{m+1},\ m=0,1,\ ..k \tag{3.16}$$

where Φ is the standard normal cumulative distribution function. The following steps were completed to compute the estimated 99th percentile of each data subset:

1. k values of p at $c=D_m$, $m=1,...k$ were computed and labeled p_m.

2. The smallest value of m, such that $p_m \ge 0.99$, was determined and labeled as p_j. If no such m existed, steps 3 and 4 were skipped and step 5 was computed instead.

3. Computed $p^* = p_j \quad \delta_j$.

4. If $p^* < 0.99$, then $P_{99} = D_j$,
   else if $p^* \ge 0.99$, then

$$\hat{P}99 = \exp\left[\hat{\mu} + \Phi^{-1}\left[\frac{\left(0.99 - \sum_{i=0}^{j-1} \delta_i\right)}{(1-\delta)}\right]\hat{\sigma}\right]. \tag{3.17}$$

5. If no such m exists, such that $p_m \ge 0.99$ $(m=1,...k)$, then

$$\hat{P}99 = \exp\left[\hat{\mu} + \Phi^{-1}\left[\frac{0.99-\delta}{(1-\delta)}\right]\hat{\sigma}\right]. \tag{3.18}$$

The daily variability factor, VF1, was then calculated as:

$$VF1 = \frac{\hat{P}99}{\hat{E}(U)}. \tag{3.19}$$

The proposed daily maximum limitation for each pollutant was calculated by multiplying the overall long-term average for each option by the 1-day variability factor for that option. For BPK Option 4 and DS Option 1, the daily maximum limitation is equivalent to the calculated 99th percentile for the long-term study mill since the data for that option are from only one source (i.e., one mill). However, for BPK Option 3, as discussed in Section 3.4.2.1, the long-term average is a weighted average of the LTA from the long-term study mill and the LTA from the short-term study mill. Also noted above, the 1-day variability factor for BPK Option 3 is based solely on the long-term study mill data, since the short-term study mill does not have a sufficient sample size to calculate an estimate of the variance because it had only one sample. Therefore, the daily maximum limitations for BPK Option 3 are calculated as the product of the overall long-term average (based on both mills) and the 1-day variability factor based on the long-term study mill's data.

Similar to BPK Option 3, both UK and BPK Option A for COD consist of data from the questionnaire data base for two mills. Therefore, a mean 1-day variability factor was calculated as the arithmetic average of the VFls for the individual mills. The daily maximum limitation for the UK subcategory was calculated as the product of the overall long-term average and the mean 1-day variability factor. The daily maximum limitation for the BPK subcategory was calculated as the product of the long-term average from Option B and the mean 1-day variability factor transferred from Option A.

3.4.2.2.2 Estimation of 4-Day Variability Factors and 95th Percentiles of 4-Day Means

For the volatile organic pollutants, it was necessary to calculate a variability factor for monthly averages based on the distribution of 4-day averages, because EPA is proposing that these pollutants will be monitored weekly (approximately 4 times a month). In order to calculate the 4-day variability factor (VF4), the assumption was made that the approximating distribution of $\bar{U}_4$, the sample mean for a random sample of 4 independent mass loadings, also is derived from this modified delta-lognormal distribution, with the same mean as the distribution of the mass loadings. The mean of this distribution of 4-day averages is:

$$E(\overline{U}_4) = \delta_4 E(\overline{X}_4)_D + (1-\delta_4) E(\overline{X}_4)_C \tag{3.20}$$

where $(X_4)_D$ denotes the mean of the discrete portion of the distribution of the average of four independent mass loadings, (i.e., when all observations are not detected) and $(X_4)_C$ denotes the mean of the continuous lognormal portion of the distribution.

First, it is assumed that the probability of detection (δ) on each of the four days is independent of that on the other days, since these samples are not taken on consecutive days and are therefore not correlated such that $\delta_4 = \delta^4$.

Also, since $E(X_4)_D = E(X_D)$ then

$$E(\overline{U}_4) = \delta^4 \sum_{i=1}^{k} \frac{\delta_i D_i}{\delta} + (1-\delta^4)\exp(\mu_4 + 0.5\sigma^2_4) \tag{3.21}$$

and since $E(\bar{U}_4) = E(U)$, then

$$\mu_4 = \log\left[\frac{E(U) - \delta^3 \sum_{i=1}^{k} \delta_i D_i}{(1-\delta^4)}\right] - 0.5\sigma^2_4. \tag{3.22}$$

The expression for σ^2_4 was derived from the following relationship:

$$Var(\hat{U}_4) = \delta_4 Var((\overline{X}_4)_D) + (1-\delta_4) Var((\overline{X}_4)_C) + \delta_4(1-\delta_4)[E(\overline{X}_4)_D - E(\overline{X}_4)_C]^2. \tag{3.23}$$

Since

$$Var((\overline{X}_4)_D) = \frac{Var(X_D)}{4}, \quad E(\overline{X}_4)_D = E(X_D), \quad and \quad \delta_4 = \delta^4 \tag{3.24}$$

then,

$$Var(\overline{U}_4) = \delta^4 \frac{Var(X_D)}{4} + (1-\delta^4) Var((\overline{X}_4)_C) + \delta^4(1-\delta^4)[E(\overline{X}_D) - E(\overline{X}_4)_C]^2. \tag{3.25}$$

This further simplifies to:

$$Var(\overline{U}_4) = \frac{\delta^4 \sum_{i=1}^{k}\sum_{j=1}^{k} \delta_i \delta_j (D_i - D_j)^2}{4\delta^2} + (1-\delta^4)\exp(2\mu_4 + \sigma^2_4)[\exp(\sigma^2_4) - 1] + \delta^4(1-\delta^4)\left[\sum_{i=1}^{k} \frac{\delta_i D_i}{\delta} - \exp(\mu_4 - 0.5\sigma^2_4)\right]^2 \tag{3.26}$$

and furthermore

$$\exp(\sigma^2_4) - 1 = \frac{\left[Var(\overline{U}_4) - \frac{\delta^2 \sum_{i=1}^{k}\sum_{j=1}^{k} \delta_i \delta_j (D_i - D_j)^2}{4} - \delta^2(1-\delta^4)\left[\sum_{i=1}^{k} \delta_i D_i - \delta \exp(\mu_4 - 0.5\sigma^2_4)\right]^2\right]}{(1-\delta_4)\exp(2\mu_4 + \sigma^2_4)}. \tag{3.27}$$

Then from (3.21) above,

$$\exp(\mu_4 + 0.5\sigma^2_4) = \frac{(E(\overline{U}_4) - \delta^3 \sum_{i=1}^{k} \delta_i D_i)}{(1-\delta^4)} = \frac{(E(U) - \delta^3 \sum_{i=1}^{k} \delta_i D_i)}{(1-\delta^4)}, \quad \text{since } E(\overline{U}_4) = E(U) \tag{3.28}$$

and letting

$$\eta = E(U) - \delta^3 \sum_{i=1}^{k} \delta_i D_i, \qquad \text{then,} \quad \exp(\mu_4 + 0.5\sigma^2_4) = \frac{\eta}{(1-\delta^4)}. \tag{3.29}$$

Furthermore,

$$\sigma^2_4 = \log\left[1 + \frac{\left[Var(\overline{U}_4) - \dfrac{\delta^2 \sum_{i=1}^{k}\sum_{j=1}^{k} \delta_i \delta_j (D_i - D_j)^2}{4} - \delta^2 (1-\delta^4)\left(\sum_{i=1}^{k} \delta_i D_i - \dfrac{\delta\eta}{(1-\delta^4)}\right)^2\right]}{\dfrac{(1-\delta^4)\eta^2}{(1-\delta^4)^2}}\right]. \tag{3.30}$$

Since $Var(\bar{U}_4) = Var(U)/4$ and by rearranging terms,

$$\sigma^2_4 = \log\left[1 + \frac{(1-\delta^4)\, Var(U)}{4\eta^2} - \frac{(1-\delta^4)\,\delta^2 \sum_{i=1}^{k}\sum_{j=1}^{k} \delta_i \delta_j (D_i - D_j)^2}{4\eta^2} - \frac{\delta^2\left[\sum_{i=1}^{k} \delta_i D_i (1-\delta^4) - \delta\eta\right]^2}{\eta^2}\right]. \tag{3.31}$$

Thus, estimates of μ_4 and σ_4 were derived by using estimates of $\delta_1, \ldots \delta_k$ (sample proportion of non-detects at observed detection limits $D_1, \ldots D_k$), μ (MLE of logged values), and σ^2 (MLE logvariance) in the equations above.

In finding the estimated 95th percentile of the average of four observations, four non-detects, not all at the same detection limit, can generate an average that is not necessarily equal to D_1, $D_2, \ldots,$ or D_k. Consequently more than k discrete points exist in the distribution of the 4-day averages. For example, the average of four non-detects at k=2 detection limits, are at the following discrete points with the associated probabilities:

i	D^*_i	δ^*_i
1	D_1	δ_1^4
2	$(3D_1+D_2)/4$	$4\delta_1^3\delta_2$
3	$(2D_1+2D_2)/4$	$6\delta_1^2\delta_2^2$
4	$(D_1+3D_2)/4$	$4\delta_1\delta_2^3$
5	D_2	δ_2^4

In general, when all four observations are not detected, and when k detection limits exist, the multinomial distribution can be used to determine associated probabilities, that is,

$$Pr\left[\overline{U}_4 = \frac{\sum_{i=1}^{k} u_i D_i}{4}\right] = \frac{4!}{u_1!\, u_2! \ldots u_k!} \prod_{i=1}^{k} \delta_i^{u_i}. \tag{3.32}$$

The number of possible discrete points, k^*, for k=1,2,3,4, and 5 are given below:

k	k^*
1	1
2	5
3	15
4	35
5	70

To find the estimated 95th percentile of the distribution of the average of four observations, the same basic steps (described in Section 4.2.2.1) as used for the 99th percentile of the distribution of daily observations, were followed with the following changes:

1. Change P_{99} to P_{95}, and 0.99 to 0.95.
2. Change D_m to D_m^*, the weighted averages of the detection limits.
3. Change δ_i to δ_i^*.
4. Change k to k^*, the number of possible discrete points based on k detection limits.
5) Change the estimates of δ, μ, and σ to estimates of δ^4, μ_4, and σ_4, respectively.

Then, the estimate of the 95th percentile 4-day mean variability factor is:

$$VF4 = \frac{\hat{P}95}{\hat{E}(U)}, \qquad since \quad E(\overline{U}_4) = E(U). \tag{3.33}$$

Proposed monthly average limitations for the volatile organic pollutants were calculated by multiplying the overall long-term average for each option by the 4-day variability factor for that option. For BPK Option 4 and DS Option 1 the monthly average limitation is the same as the calculated 95th percentile of the 4-day averages for the long-term study mill, since the data for that option is from only one source (i.e., one mill). However, for BPK Option 3, as discussed in Section 3.4.2.1, the long-term average is a weighted average of the LTA from the long-term study mill and the LTA from the short-term study mill. The 4-day variability factor for BPK Option 3 is based solely on the long-term study mill data since the short-term study mill does not have a sufficient sample size to calculate an estimate of the variance because it has only one sample. Therefore, the monthly average limitations for BPK Option 3 are calculated as the product of the overall long-term average (based on both mills) and the 4-day variability factor based on the long-term study mill's data.

EPA also investigated the distributional assumptions required for the calculation of the 95th percentile of the 4-day averages for the volatile organic pollutants using the modified delta-lognormal methodology. In particular, a simulation study was conducted to examine the distribution of the 4-day averages for BPK Options 3 and 4 and whether or not this distribution was also of the form of the modified delta-lognormal distribution as is assumed in the formulas above. The study was based on 7,000 4-day averages randomly generated from the distribution of the individual data points reported for each option, stream, and pollutant combination. To calculate these 4-day averages, four values were randomly selected from the estimated distribution of the individual data sets (i.e., using the estimated δ, μ, and σ and the original D_i) and an average was calculated. An empirical mean and 95th percentile were calculated from the 7,000 4-day averages, and

4-day variability factors were computed by dividing the 95th percentile by the mean. Table 3-10 lists the comparison of the long-term averages, 95th percentiles, and 4-day variability factors, which were calculated using the modified delta-lognormal method and the simulation for the mass loadings. The absolute relative differences are minimal (<5%). (The results for BPK 3 were calculated using only the data from the mill in the long-term study data base.) Therefore, the assumptions concerning the distribution of the 4-day averages appear to be reasonable for the pulp and paper BAT data sets.

3.4.2.2.3 Estimation of 30-Day Variability Factors and 95th Percentiles of 30-Day Means

Since AOX, COD, and Color were proposed to be monitored daily, the monthly average limitations were based on 30 days of data. Mass loadings measured on consecutive days are likely to be positively correlated, which means that such mass loadings tend to be similar (for a more detailed discussion see Section 2.3.3.1). However, the data used to calculate the 30-day variability factors for AOX and Color are not consecutive daily measurements. Therefore, at this time EPA does not have sufficient data to examine in detail and incorporate any autocorrelation between mass loadings for AOX and Color measured on adjacent days. In the notice of proposed rulemaking, EPA has requested additional daily measurements of AOX, COD, and Color.

Thus, at this time it is assumed that the mass loadings for AOX and Color are independent of one another, and

$$E(\overline{U}_{30}) = E(U) \quad \text{and} \quad V(\overline{U}_{30}) = \frac{V(U)}{30} \tag{3.34}$$

where E(U) and V(U) are calculated as in equations (1) and (2). Finally, since $\bar{U}_{30}$ is approximately normally distributed by the Central Limit Theorem, the estimate of the 95th percentile of a 30-day mean and the corresponding 30-day average variability factor (VF30) are approximately

$$\hat{P}95_{30} = \hat{E}(\overline{U}_{30}) + \Phi^{-1}(0.95) * (\hat{V}(\overline{U}_{30}))^{\frac{1}{2}} \tag{3.35}$$

and

$$VF30 = \frac{\hat{P}95_{30}}{E(\overline{U}_{30})} = \frac{\hat{P}95_{30}}{E(U)} \tag{3.36}$$

where $\Phi^{-1}(0.95)$ is the 95th quantile of the standard normal distribution.

However, for COD, consecutive daily measurements were available for three subcategories. Therefore, for these subcategories, the estimation of the 30-day average variability factor included an estimate of the autocorrelation of the COD data. Thus, the 30-day mean variability factors for COD for subcategories BPK (Option A), PS, and UK were approximated by equation (2.19) in Section 2.3.4.1.

The COD data for both subcategories BPK (Option A) and UK are from two questionnaire data base mills. Therefore, a mean 30-day variability factor was calculated as the arithmetic average of the VF30s for the individual mills.

Table 3-10.

Comparison of Descriptive Statistics Calculated Using the Modified Delta-Lognormal Model and Simulated from 7,000 Randomly Generated Samples (Short-Term Data Excluded)

Analyte Cat.	CAS No.	Analyte Name	Unit	Subcat-egory	Option	Stream Cat.	Expected* Value 4-Day Avg.	Expected Value (Simul.)	Absolute Relative Diff. (%)	95th* Percentile 4-Day Avg.	95th Percentile (Simul.)	Absolute. Relative. Diff. (%)	4-Day VF (*)	4-Day VF (Simulated)	Absolute Relative Diff. (%)
ORG	67641	2-Propanone (Acetone)	G/KKG	BPK	3	ACID	4.087	4.080	0.18	6.188	6.035	2.48	1.514	1.479	2.30
				BPK	3	ALK	8.923	8.938	0.16	15.330	15.328	0.01	1.718	1.715	0.17
ORG	67641	2-Propanone (Acetone)	G/KKG	BPK	4	ACID	8.274	8.271	0.04	12.803	12.516	2.24	1.547	1.513	2.21
				BPK	4	ALK	5.676	5.644	0.56	9.087	9.077	0.11	1.601	1.608	0.44
ORG	67663	Chloroform	G/KKG	BPK	3	ACID	6.340	6.345	0.09	7.705	7.698	0.09	1.215	1.213	0.18
				BPK	3	ALK	0.170	0.169	0.25	0.252	0.250	0.46	1.484	1.481	0.21
ORG	67663	Chloroform	G/KKG	BPK	4	ACID	0.745	0.748	0.29	1.517	1.509	0.48	2.035	2.019	0.77
				BPK	4	ALK	0.270	0.271	0.30	0.489	0.487	0.49	1.811	1.797	0.79
ORG	75092	Methylene chloride	G/KKG	BPK	4	ACID	0.130	0.131	0.81	0.273	0.285	4.26	2.097	2.168	3.42
				BPK	4	ALK	0.089	0.089	0.16	0.245	0.245	0.03	2.743	2.747	0.13
ORG	78933	2-Butanone (MEK)	G/KKG	BPK	3	ALK	0.293	0.294	0.35	0.456	0.464	1.74	1.558	1.580	1.39
ORG	78933	2-Butanone (MEK)	G/KKG	BPK	4	ACID	0.584	0.584	0.02	0.863	0.859	0.39	1.478	1.472	0.37
				BPK	4	ALK	0.443	0.443	0.01	0.889	0.897	0.89	2.006	2.024	0.90

* Indicates values calculated using the modified delta-lognormal model.
ALK = Alkaline

3.4.2.2.4 Estimation of Proposed Daily Maximum and Monthly Average Limitations

The proposed daily maximum and monthly average limitations for BPK Options 3 and 4, DS Option 1, DK and PS were calculated, in general, as the product of the overall long-term average and the variability factor for each option. However, for the bleach plant effluent, a further calculation was necessary to compute limitations for the bleach plant as a whole from the individual acid and alkaline stream limitations by summing the acid and alkaline mass limitations.

Four types of cases occurred for the calculation of limitations for the bleach plant and final effluent streams for the pulp and paper data, based on the types of samples in the data subsets for each pollutant for each option:

A. The data subsets (from the long-term study) for the pollutant for both the acid and alkaline streams had two or more non-censored values, and thus, the long-term average and the variability factor (daily and monthly VF) could be calculated using the modified delta-lognormal model.

B. All data points sampled for the option (long-term and short-term data) were non-detect; therefore, the proposed limitation was set to the minimum level of the analytical method.

C. The data subsets for the acid <u>OR</u> alkaline streams contained fewer than two non-censored values such that the reliable (convergent) estimates of the VFs could not be calculated; however, the other stream had two or more non-censored values. For these subsets the VFs were transferred from the other stream. For example, if the acid stream contained all non-detects and the alkaline stream contained five non-censored values, then the VF estimated from the alkaline stream would be transferred to the acid stream.

D. The data subsets for both the acid and the alkaline streams contained fewer than two non-censored values. For these cases, an average variability factor calculated for all regulated analytes in the specific chemical class (i.e., chlorinated phenolics, dioxins, and volatile organics) was transferred to the data subset.

Table 3-9 outlines the data types in each of the data subsets being used to develop the proposed BAT limitations.

For data subsets of Type A, to calculate production normalized mass loading limitations for BPK Option 3, which combines data from a mill in the short-term study with data from a mill in the long-term study, EPA used the following method.

1. The weighted average LTA was multiplied by the VF calculated from the long-term study (because the short-term study contained too little data to compute a variability factor). These are the individual limitations for the acid and alkaline streams.

2. Then the individual limitations for the acid and alkaline streams were summed together to quantify the bleach plant effluent limitation (see Table 3-11).

Table 3-11.
Example Calculation of Mass-based Limitations for the Bleach Plant Effluent

SOURCE	ACID STREAM			ALKALINE STREAM		
	NO. OF OBS	LTA (MG/KKG)	DAILY VF	NO. OF OBS	LTA (MG/KKG)	DAILY VF
ST	1	62.89	--	1	30.89	--
VS	18	52.87	1.45	16	63.28	1.76
LIMIT (MG/KKG)	$\frac{\sqrt{1}\ 62.89 + \sqrt{18}\ 52.87}{\sqrt{1} + \sqrt{18}} \times 1.45 = 54.78$			$\frac{\sqrt{1}\ 30.89 + \sqrt{16}\ 63.28}{\sqrt{1} + \sqrt{16}} \times 1.76 = 56.82$		
	54.78 + 56.82 = 111.60					

ST: Short-term
VS: Long-term
LTA: Long-term average
VF: Variability Factor

Bleach plant limitations for BPK Option 4 and DS Option 1 for production normalized mass loadings were calculated similarly, except instead of using a weighted average LTA, the LTA for the single mill for the option is used in the calculations.

For the data subsets that contain all non-detected measurements for both the acid and the alkaline streams (Type B above), the proposed limitation for the bleach plant effluent is non-detect at the minimum level of the analytical method (see Appendix O for a list of the minimum levels of the analytical method for each pollutant).

For the data subsets where either the acid or the alkaline stream contains less than two non-censored values and the other stream contributing to the bleach plant effluent contains two or more non-censored values (Type C above), the long-term averages and variability factors for the stream that contains two or more non-censored values were calculated using the modified delta-lognormal method. For the other bleach plant effluent stream with less than two non-censored values, the variability factors were transferred from the other stream (see Table 3-12). The steps listed for Type A above are then applied to combining the acid and alkaline streams for these data sets.

If variability factors could not be calculated for either the acid stream or the alkaline stream (Type D above), then variability factors were transferred using the average variability factor across acid, alkaline, and final effluent streams for the particular chemical class. An average variability factor was used because a comparison of the average variability factors for the chlorinated phenolics for the acid stream (2.79), alkaline stream (2.60), final effluent stream (2.76), and overall (2.70) showed that the variability

Table 3-12.
Bleach Plant Data Subsets (Long-Term Study) for which Variability Factors for One Stream Were Transferred From the Other Stream for the Analyte

CAS Number	Pollutant	Subcategory	Option	Stream VF Transferred To
1198556	Tetrachlorocatechol	BPK	3	Alkaline
2539175	Tetrachloroguaiacol	BPK	3	Acid
2668248	4,5,6-trichloroguaiacol	BPK	3	Acid
56961207	3,4,5-trichlorocatechol	BPK	3	Alkaline
60712449	3,4,6-trichloroguaiacol	BPK	3	Acid
52107319	2,3,7,8-TCDF	BPK	3	Acid
78933	2-Butanone (MEK)	BPK	3	Acid
78933	2-Butanone (MEK)	BPK	4	Alkaline
88062	2,4,6-Trichlorophenol	DS	1	Alkaline
67663	Chloroform	DS	1	Alkaline
75092	Methylene Chloride	DS	1	Alkaline

factors for the individual streams were very similar. Also, no patterns were discerned between the variability factors and the chemical structures of the chlorinated phenolic compounds or the streams.

The overall average VF from BPK Option 3 for the chlorinated phenolics was transferred to the BPK Option 4 for 2,4,6-trichlorophenol because the data for all other chlorinated phenolic compounds were non-detect for BPK Option 4 (i.e., no variability factors could be calculated for these compounds for BPK Option 4) and to DS Option 1 for tetrachloroguaiacol because no other sulfite data appropriate for the transfer were available.

Also, the COD data for BPK Option B consisted of data from four mills in the short-term sampling study. Due to the sparse number of samples for these mills, variability factors could not be calculated from these data. Therefore, EPA calculated variability factors from the data for two BPK mills in the questionnaire data base (Option A) and used these variability factors and the long-term averages calculated from Option B to compute the proposed COD limitations for the BPK subcategory. The DK subcategory consisted of only short-term data. Therefore, the variability factors calculated from BPK Option A were transferred to the DK subcategory.

Table 3-13 lists the data subsets for which variability factors were transferred. After calculation of the LTAs and determination of the VFs, the steps listed for type A for calculating the limitations are then applied to combining the acid and alkaline streams for these data sets.

Table 3-13.
Data Subsets for Which Variability Factors Were Transferred

CAS Number	Pollutant	Subcat	Option	Stream Transferred To	Transferred 1-Day VF
58902	2,3,4,6-tetrachlorophenol	BPK	3	ACID ALK	2.693
88062	2,4,6-trichlorophenol	BPK	4	ACID ALK	2.693
2539175	Tetrachloroguaiacol	DS	1	ACID ALK	2.693
1004	Chemical Oxygen Demand (COD)	DK		FE	1.679

Due to the high variability in data for DS Option 1 for 2-butanone (MEK) in the acid stream, reliable estimates of the variability factor could not be calculated. Therefore, for this data subset, the variability factor was transferred from the corresponding alkaline stream.

Table 3-14 displays the estimated long-term averages, variability factors, and proposed daily maximum and monthly average limitations for each pollutant of concern for subcategories BPK Options 3 and 4, DS Option 1, PS, and UK.

3.5 Alternative Methods Investigated

Prior to selecting the final statistical methodology, EPA considered four methods other than the modified delta-lognormal. These methodologies were Cohen's Censored Maximum Likelihood estimation, Gilliom and Helsel's Regression on Order Statistics (ROS) technique, the use of a Poisson distribution to model the observed data, and the use of a binomial distribution to model the probability of exceedances for limitations set to a level of non-detect based on data sets that are highly censored (i.e., majority of the observed data are non-detect with just a few scattered detects). EPA rejected all of these methodologies in favor of the modified delta-lognormal, since none of the alternative techniques were found to adequately fit the observed data or offer as much flexibility as the modified delta-lognormal. The following discussion provides an overview of each of these alternative methodologies and indicates the reasons why each was rejected in modelling the pulp and paper analytical data.

Table 3-14.
Long-Term Averages, Variability Factors, and Proposed Limitations

Analyte Category	CAS Number	Analyte Name	Unit	Subcategory	Option[1]	Stream Cat.	Sample Size	Number of ND	Long-Term Average[2]	One Day Var. Factor	Daily Maximum Limitation[3]
CP	1198556	Tetrachlorocatechol	MG/KKG	BPK	3	ACID	18	5	160.931	3.110	500.465
				BPK	3	ALK	18	18	17.240	3.110	53.614
				BPK	3	BPE	.	.	.	.	554.079
				BPK	4	ACID	16	16	30.775	.	ND
				BPK	4	ALK	16	16	18.869	.	ND
				BPK	4	BPE	.	.	.		ND
				DS	1	ACID	14	14	282.029	.	ND
				DS	1	ALK	14	14	42.994	.	ND
				DS	1	BPE		.	.	.	ND
CP	2539175	Tetrachloroguaiacol	MG/KKG	BPK	3	ACID	18	18	42.430	1.880	79.782
				BPK	3	ALK	17	12	28.903	1.880	54.347
				BPK	3	BPE	.	.	.	.	134.129
				BPK	4	ACID	18	18	35.380		ND
				BPK	4	ALK	18	18	19.260	.	ND
				BPK	4	BPE	.	.	.	.	ND
				DS	1	ACID	17	17	277.780	2.693	748.085
				DS	1	ALK	17	16	49.224	2.693	132.565
				DS	1	BPE	.	.	.	.	880.650
CP	2539266	Trichlorosyringol	MG/KKG	BPK	3	ACID	17	11	35.688	2.849	101.673
				BPK	3	ALK	17	4	38.290	3.048	116.726
				BPK	3	BPE	.	.	.	.	218.398
				BPK	4	ACID	17	11	35.688*	2.849*	101.673*
				BPK	4	ALK	17	4	38.290*	3.048*	116.726*
				BPK	4	BPE	.	.	.		218.398*
				DS	1	ACID	16	16	139.746	.	ND
				DS	1	ALK	16	16	22.554	.	ND
				DS	1	BPE		.	.	.	ND

* EPA proposed limitations for BPK Option 4 for Trichlorosyringol based on data for BPK Option 3 (see Section 3.2.1).
EPA proposed limitations for the dissolving kraft subcategory based on BPK Option 3.

Table 3-14.
Long-Term Averages, Variability Factors, and Proposed Limitations

Analyte Category	CAS Number	Analyte Name	Unit	Subcategory	Option[1]	Stream Cat.	Sample Size	Number of ND	Long-Term Average[2]	One Day Var. Factor	Daily Maximum Limitation[3]
CP	2668248	4,5,6-Trichloroguaiacol	MG/KKG	BPK	3	ACID	17	16	39.541	2.509	99.195
				BPK	3	ALK	16	4	119.905	2.509	300.798
				BPK	3	BPE	.	.			399.992
				BPK	4	ACID	18	18	17.689		ND
				BPK	4	ALK	18	18	11.102		ND
				BPK	4	BPE	.	.			ND
				DS	1	ACID	16	16	139.785		ND
				DS	1	ALK	16	16	24.292		ND
				DS	1	BPE					ND
CP	32139723	3,4,6-Trichlorocatechol	MG/KKG	BPK	3	ACID	14	11	47.977	2.383	114.339
				BPK	3	ALK	16	14	25.234	2.616	66.008
				BPK	3	BPE	.	.			180.348
				BPK	4	ACID	15	15	31.129		ND
				BPK	4	ALK	15	15	19.071		ND
				BPK	4	BPE	.	.			ND
				DS	1	ACID	15	15	280.835		ND
				DS	1	ALK	15	15	44.320		ND
				DS	1	BPE					ND
CP	56961207	3,4,5-Trichlorocatechol	MG/KKG	BPK	3	ACID	17	1	1730.718	3.253	5630.867
				BPK	3	ALK	17	16	18.002	3.253	58.570
				BPK	3	BPE	.	.			5689.437
				BPK	4	ACID	15	15	31.129		ND
				BPK	4	ALK	15	15	19.071		ND
				BPK	4	BPE	.	.		.	ND
				DS	1	ACID	15	15	280.835		ND
				DS	1	ALK	15	15	44.320		ND
				DS	1	BPE					ND
CP	57057837	3,4,5-Trichloroguaiacol	MG/KKG	BPK	3	ACID	16	12	94.921	2.717	257.940
				BPK	3	ALK	19	1	614.547	3.215	1975.917
				BPK	3	BPE	.	.			2233.857
				BPK	4	ACID	18	18	15.377		ND
				BPK	4	ALK	17	17	9.656		ND
				BPK	4	BPE	.	.			ND
				DS	1	ACID	16	16	139.746		ND
				DS	1	ALK	16	16	22.554		ND
				DS	1	BPE					ND

Table 3-14.
Long-Term Averages, Variability Factors, and Proposed Limitations

Analyte Category	CAS Number	Analyte Name	Unit	Subcategory	Option[1]	Stream Cat.	Sample Size	Number of ND	Long-Term Average[2]	One Day Var. Factor	Daily Maximum Limitation[3]
CP	58902	2,3,4,6-Tetrachlorophenol	MG/KKG	BPK	3	ACID	18	17	73.555	2.693	198.090
				BPK	3	ALK	18	17	9.382	2.693	25.267
				BPK	3	BPE	.	.	.	.	223.356
				BPK	4	ACID	17	17	15.489	.	ND
				BPK	4	ALK	17	17	9.656	.	ND
				BPK	4	BPE	.	.	.	.	ND
				DS	1	ACID	16	16	139.746	.	ND
				DS	1	ALK	16	16	22.554	.	ND
				DS	1	BPE			.		ND
CP	60712449	3,4,6-Trichloroguaiacol	MG/KKG	BPK	3	ACID	16	16	20.671	2.670	55.189
				BPK	3	ALK	17	12	15.922	2.670	42.509
				BPK	3	BPE	.	.	.	.	97.698
				BPK	4	ACID	16	16	15.659	.	ND
				BPK	4	ALK	16	16	9.765	.	ND
				BPK	4	BPE	.	.	.	.	ND
				DS	1	ACID	16	16	139.746	.	ND
				DS	1	ALK	16	16	22.554	.	ND
				DS	1	BPE	.	.		.	ND
CP	87865	Pentachlorophenol	MG/KKG	BPK	3	ACID	18	18	42.430	.	ND
				BPK	3	ALK	19	19	18.295	.	ND
				BPK	3	BPE	.	.	.	.	ND
				BPK	4	ACID	17	17	33.809	.	ND
				BPK	4	ALK	18	18	20.287	.	ND
				BPK	4	BPE	.	.	.		ND
				DS	1	ACID	17	17	277.780	.	ND
				DS	1	ALK	17	17	49.055	.	ND
				DS	1	BPE					ND
CP	88062	2,4,6-Trichlorophenol	MG/KKG	BPK	3	ACID	19	2	616.252	2.434	1500.239
				BPK	3	ALK	19	3	304.491	2.227	678.099
				BPK	3	BPE	.	.		.	2178.338
				BPK	4	ACID	17	16	19.528	2.693	52.590
				BPK	4	ALK	17	17	9.656	2.693	26.005
				BPK	4	BPE	.	.	.	.	78.595
				DS	1	ACID	16	12	296.511	4.725	1401.035
				DS	1	ALK	14	14	21.497	4.725	101.575
				DS	1	BPE	.		.	.	1502.610

Table 3-14.
Long-Term Averages, Variability Factors, and Proposed Limitations

Analyte Category	CAS Number	Analyte Name	Unit	Subcategory	Option[1]	Stream Cat.	Sample Size	Number of ND	Long-Term Average[2]	One Day Var. Factor	Daily Maximum Limitation[3]
CP	95954	2,4,5-Trichlorophenol	MG/KKG	BPK	3	ACID	18	18	18.118		ND
				BPK	3	ALK	18	18	8.914		ND
				BPK	3	BPE	.	.	.		ND
				BPK	4	ACID	17	17	15.489		ND
				BPK	4	ALK	17	17	9.656		ND
				BPK	4	BPE	.	.			ND
				DS	1	ACID	16	16	139.746		ND
				DS	1	ALK	16	16	22.554		ND
				DS	1	BPE		.			ND
DIOX	1746016	TCDD	NG/KKG	BPK	3	ACID	19	17	85.554	2.195	187.768
				BPK	3	ALK	19	16	44.979	2.488	111.901
				BPK	3	BPE	.	.		.	299.669
				BPK	4	ACID	18	18	61.815		ND
				BPK	4	ALK	18	18	39.159	.	ND
				BPK	4	BPE	.	.			ND
				DS	1	ACID	17	17	575.961		ND
				DS	1	ALK	17	17	66.922	.	ND
				DS	1	BPE					ND
DIOX	51207319	TCDF	NG/KKG	BPK	3	ACID	18	18	86.575	3.196	276.718
				BPK	3	ALK	19	17	43.401	3.196	138.720
				BPK	3	BPE	.	.			415.439
				BPK	4	ACID	18	16	73.443	3.076	225.894
				BPK	4	ALK	18	15	48.600	2.736	132.988
				BPK	4	BPE	.	.			358.882
				DS	1	ACID	17	15	666.296	2.474	1648.629
				DS	1	ALK	17	15	78.947	2.765	218.263
				DS	1	BPE					1866.892

Table 3-14.
Long-Term Averages, Variability Factors, and Proposed Limitations

Analyte Category	CAS Number	Analyte Name	Unit	Subcategory	Option[1]	Stream Cat.	Sample Size	Number of ND	Long-Term Average[2]	One Day Var. Factor	Daily Maximum Limitation[3]	Four Day Var. Factor	Monthly Average Limitation[3]
ORG	67641	2-Propanone (Acetone)	G/KKG	BPK	3	ACID	15	3	3.281	2.603	8.543	1.514	4.968
				BPK	3	ALK	16	2	7.112	3.740	26.598	1.718	12.219
				BPK	3	BPE	.	.	.	.	35.140	.	17.186
				BPK	4	ACID	15	1	8.274	2.914	24.111	1.547	12.803
				BPK	4	ALK	15	0	5.676	3.334	18.921	1.601	9.087
				BPK	4	BPE	.	.	.	.	43.032	.	21.891
				DS	1	ACID	13	4	15.354	7.775	119.375	2.560	39.298
				DS	1	ALK	14	1	356.408	4.214	1501.976	1.820	648.487
				DS	1	BPE	.	.		.	1621.351	.	687.785
ORG	67663	Chloroform	G/KKG	BPK	3	ACID	19	0	5.571	1.711	9.534	1.215	6.771
				BPK	3	ALK	18	1	0.191	2.723	0.521	1.484	0.284
				BPK	3	BPE	.	.	.	.	10.055	.	7.055
				BPK	4	ACID	18	2	0.745	5.260	3.921	2.035	1.517
				BPK	4	ALK	18	1	0.270	4.210	1.137	1.811	0.489
				BPK	4	BPE	.	.	.	.	5.057	.	2.006
				DS	1	ACID	16	0	25.811	8.937	230.680	2.872	74.130
				DS	1	ALK	17	16	0.094	8.937	0.837	2.872	0.269
				DS	1	BPE		.	.	.	231.517		74.399
ORG	75092	Methylene chloride	G/KKG	BPK	3	ACID	14	14	0.072	.	.	.	.
				BPK	3	ALK	13	13	0.034	.	.	.	.
				BPK	3	BPE	.	.		.	.	.	.
				BPK	4	ACID	13	11	0.130	4.295	0.559	2.091	0.272
				BPK	4	ALK	13	11	0.089	8.642	0.771	2.743	0.245
				BPK	4	BPE	.	.	.	.	1.331		0.517
				DS	1	ACID	15	13	1.329	10.502	13.962	3.055	3.925
				DS	1	ALK	14	13	0.173	10.399	1.801	2.984	0.843
				DS	1	BPE	.				15.763	.	4.768
ORG	78933	2-Butanone (MEK)	G/KKG	BPK	3	ACID	19	19	0.385	2.843	1.095	1.558	0.603
				BPK	3	ALK	17	12	0.280	2.843	0.796	1.558	0.436
				BPK	3	BPE		.	.	.	1.891		1.039
				BPK	4	ACID	18	9	0.583	2.512	1.465	1.477	0.862
				BPK	4	ALK	18	8	0.443	5.281	2.340	2.006	0.889
				BPK	4	BPE	.	.		.	3.805		1.751
				DS	1	ACID	16	14	3.278**	7.831**	25.675**	2.588**	8.606**
				DS	1	ALK	17	3	61.250	7.831	479.669	2.588	158.537
				DS	1	BPE		.		.	505.344		167.144

** Maximum likelihood estimates (MLEs) for this subset did not converge; therefore, the long-term average is based on an arithmetic mean and the variability factors were transferred from the corresponding alkaline stream.

Table 3-14.
Long-Term Averages, Variability Factors, and Proposed Limitations

Analyte Category	CAS Number	Analyte Name	Unit	Subcategory	Option[1]	Stream Cat.	Sample Size	Number of ND	Long-Term Average[2]	One Day Var. Factor	Daily Maximum Limitation[3]	Thirty Day Var. Factor	Monthly Average Limitation[3]
AOX	59473040	AOX	KG/KKG	BPK	3	FE	16	0	0.553	3.022	1.672	1.174	0.650
				BPK	4	FE	15	0	0.143	1.863	0.267	1.087	0.156
				DS	1	FE	17	0	1.217	2.569	3.126	1.142	1.389
COD	1004	COD	KG/ADMT	BPK	A	FE	854	0	29.994	1.679		1.195	
				BPK	B	FE	8	0	21.266	1.679	35.713	1.195	25.413
				DK		FE	3	0	70.344	1.679	118.108	1.195	84.061
				PS		FE	182	0	63.673	2.259	143.824	1.119	71.242
				UK		FE	600	0	20.790	1.936	40.242	1.182	24.578
CONV	COLOR	Color	KG/KKG	BPK	4	FE	18	0	71.187	1.680	119.585	1.072	76.278
				DS	1	FE	18	0	119.313	2.306	275.154	1.122	133.926

[1] EPA transferred BPK Option 3 as the technology basis for Dissolving Kraft Option 2.
[2] EPA proposed annual average limitations for non-continuous dischargers. Annual average limitations have been set equal to the long-term averages except when the proposed daily maximum limitation is "ND"
[3] EPA has proposed daily maximum and monthly average limitations for continuous dischargers.

BPK - Bleached Papergrade Kraft
DK - Dissolving Kraft
PS - Papergrade Sulfite
UK - Unbleached Kraft

ACID - Acid stream
ALK - Alkaline stream
BPE - Bleach plant effluent (acid and alkaline combined)
FE - Final effluent

ND - non-detect; proposed limitation set to minimum level of the analytical method (see Appendix O)

3.5.1 Cohen's Censored Maximum Likelihood

Cohen's censored maximum likelihood method is the most closely related of the alternative methodologies to the modified delta-lognormal. The reasons for this similarity will be discussed below. Cohen's method was considered for the analysis of the analytical data for two reasons: (1) the estimation technique explicitly accounts for and incorporates censored data into the model, and (2) Cohen's method is adaptable to a variety of distributional models, including the lognormal distribution.

After initial examination of the pulp and paper data via summary statistics time series plots, and probability plots (especially the last) (see Appendices L, M, and N, respectively), it became apparent that some kind of lognormal density model might be appropriate for the majority of the mill-specific data sets. Using an underlying lognormal model, the basic premise of Cohen's method is that all of the observed measurements in a given data set, whether censored or non-censored, are generated according to a single underlying, continuous distribution, in this case, the lognormal. Thus, not only do the known, non-censored values follow a lognormal pattern, but also the censored observations whose values are not known explicitly. Under Cohen's model, these censored measurements would be seen to follow the same lognormal distribution if only their true values were known.

To find the specific parameters and lognormal density most consistent with a particular set of censored and non-censored values, the approach taken is identical to that used in fitting censored and non-censored detected measurements to the continuous lognormal portion of the modified delta-lognormal model. In particular, the maximum likelihood estimation scheme for censored data is used to find the best-fitting parameters μ and σ. Each measurement is first classified into one of four data types NC, LC (left-censored,i.e., non-detects with an upper bound equal to the reported detection limit), RC, and MC, where the lower and upper bounds of censored samples x_i are denoted by L_i and U_i, respectively. Then the overall likelihood function is computed as in the following general expression:

$$L.F. = \left(\prod_{i:NC} \frac{1}{x_i\sigma}\,\phi\left(\frac{\log x_i-\mu}{\sigma}\right)\right) \times \left(\prod_{i:LC} \Phi\left(\frac{\log U_i-\mu}{\sigma}\right)\right) \times \left(\prod_{i:MC}\left[\Phi\left(\frac{\log U_i-\mu}{\sigma}\right) - \Phi\left(\frac{\log L_i-\mu}{\sigma}\right)\right]\right) \times \left(\prod_{i:RC}\left[1 - \Phi\left(\frac{\log L_i-\mu}{\sigma}\right)\right]\right) \tag{3.37}$$

where $\phi(\cdot)$ and $\Phi(\cdot)$ again denote the standard normal density and standard normal cumulative distribution functions, respectively.

By substituting the observed measurements into the quantities x_i, L_i, and U_i in the above likelihood function, taking derivatives of L.F. with respect to μ and σ, and setting these derivatives to zero, one can attempt to solve for the maximum likelihood estimates μ_{MLE} and σ_{MLE}. However, the presence of censored measurements necessitates that this maximization be done using an iterative computational search routine, since the derivatives of the likelihood function have no closed form solution.

Once the MLEs for μ and σ have been determined, estimates of the mean, variance, and upper percentiles can be computed from the estimated best-

fitting lognormal distribution. These estimates are similar to those derived under the modified delta-lognormal model, except that in Cohen's procedure there is no allowance for a separate discrete spike of non-detects. Non-detects under Cohen's model are treated merely as one type of censored sample, namely left-censored. Thus, it is assumed that non-detects, if the true concentration or mass amounts were measurable, would follow the same lognormal pattern as the rest of the data set. Because of this, the formulas for estimates from Cohen's censored lognormal MLE method take a somewhat simpler form than those derived from the modified delta-lognormal model. The mean and variance estimates can be expressed as:

$$\begin{aligned} E(U) \quad & LTA = \exp\left(\mu_{MLE} + \frac{1}{2}\sigma^2_{MLE}\right) \\ Var(U) \quad & \left[\exp\left(\sigma^2_{MLE}\right) \quad 1\right] \exp\left(2\mu_{MLE} + \sigma^2_{MLE}\right) \end{aligned} \tag{3.38}$$

An arbitrary percentile, U_α, can be estimated with the formula

$$\hat{U}_\alpha = \exp\left(\mu_{MLE} + z_\alpha * \sigma_{MLE}\right) \tag{3.39}$$

leading to an estimated daily variability factor ($VF1=U_{.99}/E(U)$) of

$$\hat{VF1} = \exp\left(z_{.99} * \sigma_{MLE} \quad \frac{1}{2}\sigma^2_{MLE}\right) \tag{3.40}$$

Thus, the estimated daily variability factor under Cohen's model does not depend on the estimated parameter μ_{MLE}, and the estimation formulas are simpler to compute than those for the modified delta-lognormal. However, as noted above, Cohen's method is premised on the notion that all of the observed measurements, whether censored or not, are generated by a single underlying distribution. In particular, this means that non-detect measurements should follow a distributional pattern consistent with the pattern exhibited by detected values.

In order to determine whether non-detects and detects seem to follow the same distributional pattern in the pulp and paper analytical data, probability plots were constructed on the analytical data sets in two ways (see Appendix N). First, all measurements were logged and plotted on a normal distribution probability plot. Then only the detected measurements were graphed on a separate probability plot. Even though the actual values of the non-detects are unknown, for diagnostic purposes while constructing the plots, all non-detects were plotted at a value of half the reported detection limit. In comparing the two types of probability plots, special attention was paid to how closely the plotted values exhibited a linear pattern, indicative on the log scale of a reasonable fit to normality.

Examination of these probability plots, however, revealed that in the vast majority of analytical data sets, the plots excluding non-detects tended to be fairly linear while the plots including non-detects tended to exhibit significant non-linear bends and curves. Thus, the probability plots show that, while the detected measurements mostly followed a lognormal pattern when graphed alone, the non-detects tend to follow a distinct distributional pattern, one inconsistent with the detected values. Therefore, the best statistical model for most of the analytical measurements in the pulp and paper analytical data base appears to be one that separates non-detects from detects, treating them as coming from two different distributions.

Because of these diagnostic checks, Cohen's censored maximum likelihood model was rejected for use with the pulp and paper analytical data base. The modified delta-lognormal model enables the modelling of non-detects separately from detects and thus is more consistent with the observed distributional pattern of the pulp and paper data.

An additional justification for rejecting Cohen's method comes from the results of a simulation study conducted to compare the performance of the modified delta-lognormal, regression on order statistics (described in Section 3.5.2), and Cohen's censored MLE methods. In this study, small data sets were repeatedly generated via computer simulation according to one of a series of delta-lognormal distributions. For each data set, which included a spike of non-detects and a subset of lognormally-distributed detects, the long-term average, upper 99th percentile, and daily variability factor were estimated using each of the three methods. Since the true values of these statistics were known exactly, it was possible to compute the average error or "bias" associated with each method, as well as the overall root mean square error (RMSE), which measures how consistently close the statistical estimates are to the overall average across all simulated data sets.

The results of this study indicated that when data sets actually follow the modified delta-lognormal distribution, the modified delta-lognormal method offered superior statistical estimates compared to either the ROS method or Cohen's censored MLE method in terms of two criteria. First, the modified delta-lognormal method was consistently less biased than the other two methods in estimating the LTA, the upper 99th percentile, and the daily variability factor. Second, the modified delta-lognormal method consistently exhibited the smallest RMSE, whereas the results of the other methods fluctuated much more significantly from data set to data set. Since the observed pulp and paper data exhibit a distributional pattern much closer to the delta-lognormal than a "pure" lognormal distribution, the results of this simulation study provide further justification for using the modified delta-lognormal model and for rejecting Cohen's censored MLE model. This study is described in greater detail in Appendix P.

3.5.2 Regression on Order Statistics (ROS) Method

Another estimation method that was considered in developing the final statistical methodology is sometimes termed the regression on order statistics (ROS) approach. This method of fitting partially censored data to an underlying distributional model has been formally developed by a number of researchers at the USGS (see Gilliom and Helsel, 1986 for instance).

The basic idea behind the ROS technique can be described by first considering the case with no censored measurements (for instance, a set of detected and precisely known observations). If it is assumed that the data were generated by an underlying lognormal distribution, then it would be expected that the logged values would plot on a probability plot in roughly a linear pattern when graphed against ordered quantiles from a standard normal distribution. In fact, it would be possible in this case to fit a linear regression to the points on the probability plot and determine the slope and intercept of the regression equation.

The slope and intercept of this regression equation allow the estimation of an "optimal" set of parameters for fitting a specific lognormal density to the observed data. The kind of optimality in this case is not one in which the overall likelihood function is maximized as in the MLE method, but rather relies on the fact that the standard linear regression minimizes the sum of squared distances or "residuals" between the observed points on the probability plot and the regression line drawn through these points. To derive the actual parameters μ and σ of the optimal lognormal density, the fact that the logged data are plotted against quantiles from a standard normal density is used. Thus, the linear regression equation with slope and intercept parameter b and a, respectively, can be written in the form:

$$Z_\alpha = a + b[\log(X)_\alpha] \tag{3.41}$$

where each quantile z_α of a standard normal variable Z is equated to the corresponding alpha-quantile of a normally-distributed variable log(X); log(X) being normally distributed since it is assumed that the underlying distribution of the original data is lognormal. Writing this relationship in terms of the random variables Z and log(X) instead of the alpha-quantiles, it can be found that Z = a + b log(X) or equivalently that log(X) = (Z-a)/b. Since log(X) is normal in distribution, the first and second moments of both sides of the latter equation can be calculated to derive expressions for the parameters μ and σ in terms of the regression coefficients a and b. Specifically, parameter μ is equal to the expected value of log(X) and since Z has a mean of zero, μ can be estimated as

$$\mu = -\frac{a}{b} \tag{3.42}$$

Similarly, the variance of log(X) is equal to

$$\sigma^2 = \frac{Var(Z)}{b^2} = \frac{1}{b^2} \tag{3.43}$$

Hence, σ can be estimated by the reciprocal of the slope of the regression line.

The basic advantages of using the ROS approach instead of a maximum likelihood scheme to estimate the underlying model parameters are twofold. First, if censored data are present, the MLE method must be computed using an iterative, nonlinear search algorithm. The ROS method only requires construction of a probability plot and a regression fit to the points on the plot. In this sense, the ROS estimates can be somewhat easier to compute and verify than the MLE estimates. Second, the ROS estimates tend to be more stable and accurate than comparable maximum likelihood estimates (see Gilliom and Helsel, 1986).

In the more general case, some but not all of the measurements are assumed to be censored values, where the exact concentration or mass amount is unknown. The key to constructing any probability plot is the ability to list the observed data in order, so that the appropriate quantiles from (typically) the normal distribution can be matched against these ordered values. With censored data, however, it is generally not possible to construct an exact ordering of the observations. In fact, the censored values cannot even be graphed on the probability plot, since the measurements are not known. The best that can be hoped for is to obtain a partial ordering of the data, one in

which the non-censored, detected values can be ordered precisely, once the relative positions of the censored data have been established. Such a partial ordering would be sufficient to construct the linear regression, since it is only these detected values that can be graphed on the probability plot anyway.

If the only censored data are non-detects and the largest reported detection limit is no greater than the smallest detected value, the desired partial ordering is easy to construct. In that case, all of the detects are presumably larger than any of the non-detects, and so it is possible to order each detected value precisely, even though none of the non-detects can be so ordered. As a simple example, suppose a data set contains 5 non-detects with the largest detection limit equal to 10 ppq and 15 detects with smallest value equal to 12 ppq. The detected measurements would occupy ordered ranks 6 through 20, or in terms of quantiles, from $\alpha = 0.29$ to 0.95, and would be matched against normal quantiles of corresponding probabilities.

When the censored data are non-detects exhibiting multiple detection limits, and the set of detection limits overlaps the set of detected values, the desired partial ordering of the data is more difficult to construct. Such is the situation with many of the pulp and paper analytical data sets, especially for the mass loadings. However, Gilliom and Helsel (1987) have attempted to adapt the simpler ROS method with a single detection limit to the more general case of multiple detection limits and overlapping data by developing the partial ordering in terms of cumulative probabilities. These authors adapted the work of Hirsch and Stedinger on the partial ordering of historical flood levels, in which the censored observations were right-censored, to the partial ordering of concentration measurements, in which the censored values are left-censored.

Unfortunately, careful examination of the Gilliom and Helsel paper shows that the algorithm they suggest for constructing the partial ordering is in fact logically flawed. While the algorithm works fine for historical flood levels, the same procedure cannot be directly adapted to the ordering of non-detect concentration values without making assumptions that may not be warranted. To illustrate the problem, consider the difference between historical flood levels and non-detect measurements with multiple detection limits. Suppose the actual crest levels of two historical floods are not known, but it is known that one level was at least 50 feet and the other was at least 75 feet. As Hirsch and Stedinger point out, with the way flood records are kept (with emphasis upon noteworthy flood levels and whether or not the crest was higher than previous floods), the first flood could not have been more than 75 feet. Thus, it is possible to impose a relative ordering on these two floods without knowing the exact crest levels.

On the other hand, suppose, as in the example of Gilliom and Helsel's paper, that one has some non-detects with detection limit equal to 1 and some non-detects with detection limit equal to 10. Just because certain non-detects have a higher detection limit does not mean that all of the exact concentration levels associated with these samples are greater than 1. Indeed, the picture in Gilliom and Helsel's paper seems to illustrate just this possibility, namely that the non-detects with detection limit of 10 are uniformly distributed in a probabilistic sense between the values of 0 and 10, not between 1 and 10. However, the explicit calculation of the partial ordering in fact assumes that the non-detects behave like historical flood

levels, i.e., that any non-detect with detection limit equal to 10 must have a true concentration level greater than 1.

Because of this flaw in the algorithm for constructing the partial ordering and because a logically-consistent and reasonable alternative ordering could not be produced, the ROS method was excluded from serious consideration as an appropriate methodology for data with multiple detection limits as in the pulp and paper BAT data base. Several other inconsistencies of the ROS method and the pulp and paper BAT data base also led to the rejection of the ROS method. A related problem had to with mid-censored and right-censored detected values. Right-censored concentration values in the pulp and paper analytical data base do not follow the same physical rules as right-censored flood levels (e.g., an AOX measurement with lower bound 40 mg/l cannot be automatically assumed to be smaller than an AOX measurement with lower bound equal to 60 mg/l). Also, the construction of a partial ordering for data with mid-censored values has not, as yet, been adequately researched or developed.

Another primary reason for rejecting the ROS method has already been discussed in the context of Cohen's censored MLE method (see Section 3.5.1) In summary, the ROS method, like Cohen's method, assumes that all the data, whether detected or not, are generated by a single underlying distribution model. Non-detects in the ROS method are treated as left-censored values and used in constructing the probability plot upon which the regression line is fitted. The only real difference between the ROS method and Cohen's model is the manner by which the "optimal" parameters are estimated for the underlying lognormal density. Otherwise, the two methods attempt to accomplish the same goal.

Because non-detect samples in the pulp and paper BAT data base tend to follow a distributional pattern quite different from the detected samples, the ROS method was deemed inappropriate for fitting a lognormal density to the various data sets in the same way that Cohen's technique was judged inappropriate. Also, the results of the simulation study discussed in some detail in Section 3.5.1 showed that the ROS method provided inferior estimates of the long-term averages, 99th percentile, and daily variability factor when compared to the modified delta-lognormal method, when the data were in fact generated from the modified delta-lognormal distribution. Like the results from Cohen's method, the ROS technique produced estimates in the simulation study that were often considerably biased and which exhibited a larger root mean squared error than those produced under the modified delta-lognormal model. Therefore, it seemed more statistically appropriate to use the modified delta-lognormal model instead of the ROS scheme.

3.5.3 Poisson Model

A third alternative methodology that was considered for analysis of part of the BAT pulp and paper data base made use of an underlying distributional model different from the other methods. In Cohen's censored MLE model, the regression on order statistics (ROS) technique, and in the continuous portion of the delta-lognormal model, the underlying distribution of the observed measurements is assumed to be lognormal. The lognormal model is generally assumed to be a reasonable choice because so many effluent data sets have been successfully fit to the lognormal distribution (including effluent samples collected by EPA during the 104 Mill Study). As noted before, the detected

measurements in many of the BAT data sets appear to be approximately lognormal when graphed on probability plots (see Figures N1-1 through N1-117 in Appendix N).

Despite the success that the EPA has had in using the lognormal distribution to model effluent data, it is not necessarily the best model for every data set, especially when the proportion of non-detects is quite high. In fact, the delta-lognormal model has been applied to many effluent data sets precisely because non-detect measurements appeared to behave differently than detected values. In the pulp and paper analytical data base, the effluent samples for certain analytes have a very large fraction of non-detects; in some cases at least 90 percent of all the measurements are non-detects, especially for TCDD and TCDF. The frequency of non-detects in these situations is such that there are very few detected measurements with which to estimate the parameters of the underlying continuous lognormal portion of the modified delta-lognormal model. Even if the detected values are generated according to a lognormal density, it can be very difficult with only a few observations to accurately estimate the parameters of the underlying distribution. Reliable estimates of these parameters, however, are essential to construct reasonable estimates of the long-term average and upper 95th and 99th percentiles.

Because of the high percentage of non-detects exhibited in some of the pulp and paper data sets, a different distributional model was considered, which could potentially model non-detect patterns. The Poisson distribution is a discrete probability model, which is often used to model "rare" events, in this case the rare occurrence of detected samples. Even though concentration measurements are typically thought of as continuous and not discrete values, it was thought that the Poisson model might be able to adequately approximate these measurements given how infrequently detected values occurred.

Conceptual justification for using the Poisson distribution as a statistical model for the pulp and paper data was determined in two ways. First, as noted above, the frequency of detected values is quite rare for some of the data sets, suggesting that non-detects be treated as "zero counts" under the standard Poisson distribution. Second, any volume of water can be viewed as consisting of millions of molecules, only a small number of which will be represented by a particular pollutant. In this sense, as first suggested by Gibbons (1987), the number of molecules per million (billion, trillion, etc.) of a particular analyte might be treated as a Poisson process, it being rare to detect the presence of a small number of molecules in a given effluent sample.

The best advantage of the Poisson model in a mathematical sense is also its biggest disadvantage. The Poisson distribution has a very simple form, as seen in the following equation, and includes only a single parameter λ:

$$Pr(U=u) = e^{-\lambda} \frac{\lambda^u}{u!} \tag{3.44}$$

Because the Poisson is governed by only one parameter, it takes on a much more limited set of distributional shapes and patterns. Still, it is extremely easy to estimate the parameter λ with a set of data, since the expected or mean value of a Poisson random variable, U, is equal to the parameter λ. Then

λ can be estimated as the sample mean of the data set, at least if there are no censored values.

Of course, to fit the Poisson model to a set of data containing non-detects, it must be decided whether or not the non-detects will be treated as censored values. Because it was not clear whether non-detects really represented zero amounts or some low, but positive, amount perhaps closer to the reported detection limit, EPA decided to fit Poisson models to the data in three different ways as a diagnostic check. First, the non-detects were all set arbitrarily to zero. Then the non-detects were set equal to the reported detection limits. Finally, the non-detects were treated as left-censored values and fit to a censored Poisson MLE model. In each case, estimates for the parameter λ were computed and used to estimate the LTA and upper 99th percentile.

In the first two cases above, computing an estimate of λ for a particular data set was very easy. Non-detects were either set to zero or the detection limit, so a specific value was available for each sample in the data set, enabling the calculation of λ as the sample mean of the data set. In the last case, the computations were more difficult, due to the presence of censored values. To estimate λ, it was necessary to use Cohen's censored MLE method with the Poisson distribution as the underlying model instead of the lognormal. An overall likelihood function was again constructed, this time with the Poisson density. Non-detects then enter the likelihood function as values of the Poisson cumulative distribution function, while detects enter the likelihood function as values of the Poisson probability density. Maximizing the likelihood to find the best fitting parameter λ again required the use of a non-linear maximization algorithm, with an iterative parameter search procedure, much like the case for the lognormal parameters μ and σ under Cohen's model (see Section 3.5.1).

Once the parameter λ had been estimated in each of the three cases, it was possible to compare the resulting LTA, upper 99th percentile, and variability factor estimates against each Poisson model variant and against the results for the modified delta-lognormal, Cohen's censored MLE, and the ROS approach. Unfortunately, while there were significant differences for some of the pulp and paper data sets between estimates generated by each method, it was not possible, given the high proportion of non-detects, to pick a single method as providing the best fit to the observed data. The Poisson-estimated 99th percentiles were often lower than the percentiles estimated using one of the lognormal-based techniques, but there was no way to verify that the Poisson estimates were more consistent with the data without assessing the fit of the Poisson model itself.

To assess the fit of the Poisson distributional model for TCDD and TCDF data sets, two approaches were taken. First, Poisson probability plots were generated (see Appendix Q). These graphs were generated to assess how well the estimated Poisson model with parameter $\hat{\lambda}$ could reconstruct or predict the observed detected measurements. To this end, once the Poisson parameter λ was estimated for a particular data set, the observed data were ordered. The empirical cumulative probability associated with each ordered detected value was used to compute the corresponding quantile of the Poisson density with parameter $\hat{\lambda}$. These estimated Poisson quantiles were then plotted against the observed detected values to assess the fit of the Poisson model. If the plot appeared approximately linear with slope equal to one, the fit was judged to

be successful by this measure. Figures Q1-1 through Q1-12 display examples of these Poisson quantile plots for TCDD and TCDF for a subset of mills and streams.

A second attempt was made to assess the fit of the Poisson model at a later stage. In this case, the fit of the model for TCDD and TCDF data sets was gauged by first overlaying a graph of the observed cumulative distribution function (CDF) of the data with a graph of the cumulative distribution function of the Poisson distribution with estimated parameter $\hat{\lambda}$ (see Appendix R). The greater the degree of overlap between the two CDFs, the better the fit of the Poisson distribution to the data. To supplement this graphical goodness-of-fit measure, a formal goodness-of-fit test, the Kolmogorov-Smirnov (K-S) test, was run on each TCDD and TCDF data set. The K-S test measures the closeness of the two cumulative distribution functions by computing the maximal vertical distance between the two curves, representing the measured difference in cumulative probabilities. If this maximal difference is not too large given a particular sample size, the K-S test statistic will not be statistically significant, and the fit of the estimated distribution will be judged adequate. However, if the K-S statistic is larger than an associated critical value, then the two CDFs are judged to be significantly different, meaning in this case that the estimated Poisson model does not provide an adequate fit to the observed data. Table 3-15 presents these results for TCDD and TCDF.

For the TCDD and TCDF data, results of the CDF graph overlays and the Kolmogorov-Smirnov test were consistent with the previously constructed Poisson quantile plots. Overall, the Poisson model did not provide an adequate fit to the observed data, regardless of how the non-detect measurements were handled. For the most part, the CDF graph overlays showed significant differences between the empirical CDF and the Poisson model CDF estimated from the same data. This visual difference was reinforced in almost every case by statistically significant K-S statistics. The conclusion was reached that the Poisson model, although seemingly suited for data with a large fraction of non-detects, should not be used to model the TCDD or TCDF measurements in the pulp and paper data base.

3.5.4 Limitations Based on the Number of Exceedences For Highly Censored Analytes

When particular pollutants such as TCDD and TCDF are highly censored, so that the vast majority of the observed data are non-detect with just a few detected measurements, modelling of the observed data via one of the more usual continuous distributions (e.g., lognormal or delta-lognormal) is problematic. Non-detect mass loadings are not known, having at most an upper bound. Furthermore, the statistical techniques that attempt to model censored data according to continuous densities rely heavily on the detected measurements in order to impute parameters to the entire distribution. So when the proportion of detects is quite low, these estimation schemes may break down and provide unreliable results.

Table 3-15.

Results of Kolmogorov-Smirnov Goodness-of-Fit Test for the Poisson Distribution for TCDD and TCDF Concentrations

Analyte	Unit	Subcategory	Option	Stream	Number Obs	Number ND	Max Diff ND=0	Sig ND=0	Max Diff ND=DL	Sig ND=DL	Max Diff ND=1/2 DL	Sig ND=1/2 DL	Max Diff ND=LC	Sig ND=LC
TCDD	ppq	BPK	3	ACID	18	16	0.279		0.619	*	0.450	*	0.964	*
				ALK	18	15	0.747	*	0.573	*	0.500	*	0.992	*
				FE	17	17	1.000	*	0.649	*	0.580	*	1.000	*
TCDD	ppq	BPK	4	ACID	18	18	1.000	*	0.608	*	0.629	*	1.000	*
				ALK	18	18	1.000	*	0.652	*	0.660	*	1.000	*
				FE	18	18	1.000	*	0.635	*	0.570	*	1.000	*
TCDF	ppq	BPK	3	ACID	18	18	1.000	*	0.573	*	0.524	*	1.000	*
				ALK	18	16	0.700	*	0.593	*	0.487	*	1.000	*
				FE	18	18	1.000	*	0.645	*	0.577	*	1.000	*
TCDF	ppq	BPK	4	ACID	18	16	0.340		0.601	*	0.479	*	0.998	*
				ALK	18	15	0.268		0.570	*	0.394	*	0.995	*
				FE	18	17	0.486	*	0.616	*	0.494	*	0.990	*

* - Indicates significance at level 0.01
ND - Non-Detects
LC - Left Censored
DL - Detection Limit

Because of these difficulties in modelling continuous distributions on highly censored data, an alternative approach was considered. In this approach, accurate parameters of the underlying (continuous) distribution are assumed to be inestimable. Instead, the problem is simplified so that all the observed data are treated as either detects or non-detects (ND). In this setting, the observed data may be modeled according to a binomial distribution with the success parameter equal to the probability that any given measurement is detected. By using this approach, the exact measurement of each sample is not needed; the sample needs only to be classified as a detect or non-detect. In terms of developing effluent guidelines, the binomial approach adopted here would lead to limitations based on the number of exceedances observed over the detection limit, that is, the number of detects during a specified sampling interval. By modelling the success probability according to the data at hand within the pulp and paper data base, the probability that any particular number of exceedances would be seen in a future sampling interval can be predicted (e.g., Pr($\geq$ 1 detect), Pr($\geq$ 2 detects), etc.).

To enact this type of approach, two key provisions must be considered. First, to calculate the probabilities of specific numbers of exceedances, a well-defined sampling program and interval must be established. That is, it must be known in advance with what frequency samples will be taken and over what specific sampling interval. Such specifications are needed because the binomial probability calculations will be based on the total number of samples. Second, once the probability of any specific number of exceedances has been computed, it will have to be decided when the probability is too large to allow that number of exceedances under the effluent limitation.

As a hypothetical example, suppose one daily sample is to be taken each month over a 1-year period so that 12 total samples will be analyzed. If the estimated probability of a detect based on the historical data is equal to 0.05 (and the probability of a non-detect is 0.95), then the probability of 1 or more exceedances would be 0.46, the probability of 2 or more exceedances would be 0.12, and the probability of 3 or more exceedances would be 0.02. Generally, the probability of at least x exceedances is

$$Pr(X \geq x) = 1 - \sum_{y=0}^{x-1} \binom{n}{y} (0.05)^{y} (0.95)^{n-y} \qquad (3.45)$$

where n is the number of samples being analyzed.

Table 3-16 shows an example where the probability of exceeding the detection limit was estimated for TCDD and TCDF within two technology options for the BPK subcategory. This estimated probability was used in computing probabilities of exceedance, based on a sampling plan of 12 monthly samples per year.

In order to develop effluent limitations based on the number exceedances, EPA would have to decide when the probability of an exceedance is too large. EPA would also need to develop limitations for the exceedances (for example, the limitation could be two detects each not to exceed 15 ppq). Thus, a method would still need to be determined to model these data in order to develop a limitation for the exceedances. Therefore, the approach based on the probabilities of exceedances was rejected in favor of the modified delta-lognormal model.

Table 3-16.
Probabilities of Exceedances for TCDD and TCDF Concentrations

Pollutant Poll	Option	Stream	NC	ND	p_{det}	PR(≥ 1 Detect)	PR(≥ 2 Detect)	PR(≥ 3 Detect)	PR(≥ 4 Detect)
TCDD	BPK 3	BPE	4	15	.21	0.9414	0.7538	0.4787	0.2341
		FE	0	17	.00	0.0000	0.0000	0.0000	0.0000
	BPK 4	BPE	0	18	.00	0.0000	0.0000	0.0000	0.0000
		FE	0	18	.00	0.0000	0.0000	0.0000	0.0000
TCDF	BPK 3	BPE	2	17	.11	0.7368	0.3652	0.1247	0.0304
		FE	0	19	.00	0.0000	0.0000	0.0000	0.0000
	BPK 4	BPE	3	15	.17	0.8878	0.6187	0.3226	0.1252
		FE	1	17	.06	0.4964	0.1409	0.0258	0.0033

BPE = Bleach Plant Effluent
FE = Final Effluent
NC = Non-censored
ND = Non-detect
p_{det} = Probability of a detected sample

4. ANALYSES FOR PROPOSED NEW SOURCE PERFORMANCE STANDARDS (NSPS)

4.1 Overview of NSPS Statistical Analyses

This chapter describes the statistical analyses that were used to develop the proposed new source performance standards (NSPS). Except for the bleached papergrade kraft and soda (BPK) subcategory, EPA is proposing standards for the toxic and nonconventional pollutants based on the same technologies that were proposed for the BAT limitations. Section 4.2 describes the analyses used in developing the standards for the BPK subcategory. As described in Section 4.3, for all proposed subcategories except the dissolving sulfite subcategory, the standards for BOD_5 and TSS are based on the data from the best mill in each subcategory.

4.2 Standards for Toxic and Nonconventional Pollutants for the BPK Subcategory

For the BPK subcategory, EPA is proposing NSPS for 15 toxic and nonconventional pollutants based on the option shown in Table 4-1 (referred to as "Option 5" in the notice of proposed rulemaking)

Table 4-1.
NSPS Option for Bleached Papergrade Kraft and Soda Subcategory

Subcategory	Option	Process Technology Description
BPK	5	Extended cooking and oxygen delignification and 100% chlorine dioxide substitution

The performance standards for new sources for toxic and nonconventional pollutants were estimated using the same methodology described in Chapter 3. In particular, Section 3.4.2.1 describes the methodology for estimating long-term averages for three groups (Groups 1, 2, and 3) characterized by the number of samples and the type of censoring in the data sets. The proposed standards for the toxic and nonconventional pollutants are based on data collected from one short-term study. In this short-term study, samples were collected on three consecutive days from one mill; therefore, the long-term averages were estimated using the methodology for Group 1 in Section 3.4.2.1.

For all but two pollutants, the data were all reported as being below detection ("non-detect"). In these cases, EPA proposed that the daily maximum standard be set equal to the minimum level of the analytical method (see Appendix O) and the monthly average standard is not applicable.

For the two pollutants, TCDF and 2-propanone, for which the data were not all reported to be non-detect, variability factors could not be computed using the modified delta-lognormal distribution due to the small sample size (see discussion in Section 3.4.2.2). Therefore, variability factors were transferred from the acid and alkaline streams for BPK Option 4. The proposed daily maximum standard was then calculated as the product of the long-term average and the transferred daily variability factor for TCDF and 2-propanone. Because the proposed monitoring frequency of 2,3,7,8-TCDF is once a month, a monthly average standard is not applicable. However, the proposed monitoring

frequency of 2-propanone is weekly (approximately four times a month); therefore, the proposed monthly average standard was estimated by the product of the long-term average and the transferred monthly (4-day) variability factor.

The proposed standard for trichlorosyringol was transferred from the hardwood data used to develop the limitations for Option 3 for the BPK subcategory. As described in Chapter 3, BPK mills that pulp only softwood generally have lower pollutant loadings for trichlorosyringol than mills that pulp only hardwood. (For the other pollutants, the opposite is generally the case.) Therefore, EPA has proposed the daily maximum standard based on the daily maximum limitation from the BPK Option 3.

EPA has not proposed standards for AOX, COD, Color, chloroform, 2-butanone (MEK), and 4,5,6-trichloroguaiacol.

The proposed standards are listed in Table 4-2. When all of the data are non-detect, the daily maximum standards also apply to non-continuous dischargers. In the remaining cases, the proposed annual average standards for non-continuous dischargers apply. The proposed annual average standard has been set equal to the long-term average. (The long-term averages for the bleach plant effluent stream may be calculated as the sum of the long-term averages for the separate acid and alkaline streams.)

4.3 Standards for BOD_5 and TSS for All Subcategories

For all subcategories except for the dissolving sulfite and secondary fiber non-deink subcategories, new source performance standards for BOD_5 and TSS are based on the data from the best mill in each proposed subcategory. In general, the best mill was selected by considering the BOD_5 treatment performance (additional details are available in the technical water development document). The long-term averages were estimated using the methodology described in Section 2.2.2.1. When the daily concentration and flow data from the best mill in each proposed subcategory were provided to EPA, these data were used to develop the variability factors using the methodology described in Section 2.3. If these daily data were not provided, EPA used the average variability factors for the subcategory (i.e., those used in developing the BPT limitations).

The proposed daily maximum standard for continuous dischargers was estimated by the product of the long-term average and the daily variability factor. The proposed monthly average standard for continuous dischargers was estimated by the product of the long-term average and the monthly variability factor. The proposed annual average standard has been set equal to the long-term average. These standards are listed in Tables 4-3 and 4-4 for BOD_5 and TSS, respectively.

EPA divided the proposed secondary fiber non-deink subcategory into two segments:

1. The paperboard, builder's paper, and roofing felt
2. The producers of other products from non-deink secondary fiber.

Table 4-2.
Proposed NSPS for the Bleached Papergrade Kraft and Soda Subcategory

Analyte Category	CAS Number	Analyte Name	Unit	Subcategory	Stream Cat.	Sample Size	Number of ND	Long-Term Average[1]	One Day Var. Factor	Daily Maximum Standard[2]
CP	1198556	Tetrachlorocatechol	MG/KKG	BPK	ACID	3	3	31.334		ND
				BPK	ALK	3	3	19.385	.	ND
				BPK	BPE				.	ND
CP	2539175	Tetrachloroguaiacol	MG/KKG	BPK	ACID	3	3	31.334	.	ND
				BPK	ALK	3	3	19.385	.	ND
				BPK	BPE	.		.		ND
CP	2539266	Trichlorosyringol	MG/KKG	BPK	ACID	17	11	35.688*	2.849*	101.673*
				BPK	ALK	17	4	38.290*	3.048*	116.726*
				BPK	BPE			.	.	218.398*
CP	32139723	3,4,6-Trichlorocatechol	MG/KKG	BPK	ACID	3	3	31.334		ND
				BPK	ALK	3	3	19.385		ND
				BPK	BPE				.	ND
CP	56961207	3,4,5-Trichlorocatechol	MG/KKG	BPK	ACID	3	3	31.334		ND
				BPK	ALK	3	3	19.385	.	ND
				BPK	BPE	.			.	ND
CP	57057837	3,4,5-Trichloroguaiacol	MG/KKG	BPK	ACID	3	3	15.676	.	ND
				BPK	ALK	3	3	9.690	.	ND
				BPK	BPE			.	.	ND
CP	58902	2,3,4,6-Tetrachlorophenol	MG/KKG	BPK	ACID	3	3	15.676		ND
				BPK	ALK	3	3	9.690	.	ND
				BPK	BPE		.			ND
CP	60712449	3,4,6-Trichloroguaiacol	MG/KKG	BPK	ACID	3	3	15.676		ND
				BPK	ALK	3	3	9.690		ND
				BPK	BPE					ND

* EPA is proposing NSPS for Trichlorosyringol based on Option 3 for the BPK subcategory.

Table 4-2 (Continued)
Proposed NSPS for the Bleached Papergrade Kraft and Soda Subcategory

Analyte Category	CAS Number	Analyte Name	Unit	Subcategory	Stream Cat.	Sample Size	Number of ND	Long-Term Average[1]	One Day Var. Factor	Daily Maximum Standard[2]
CP	87865	Pentachlorophenol	MG/KKG	BPK	ACID	3	3	31.334	.	ND
				BPK	ALK	3	3	19.385	.	ND
				BPK	BPE	.	.	.	.	ND
CP	88062	2,4,6-Trichlorophenol	MG/KKG	BPK	ACID	3	3	15.676	.	ND
				BPK	ALK	3	3	9.690	.	ND
				BPK	BPE	.	.	.	.	ND
CP	95954	2,4,5-Trichlorophenol	MG/KKG	BPK	ACID	3	3	15.676	.	ND
				BPK	ALK	3	3	9.690	.	ND
				BPK	BPE	.	.	.	.	ND
DIOX	1746016	TCDD	NG/KKG	BPK	ACID	3	3	59.205		ND
				BPK	ALK	3	3	37.680		ND
				BPK	BPE		.	.	.	ND
DIOX	51207319	TCDF	NG/KKG	BPK	ACID	3	3	59.205	3.076	182.101
				BPK	ALK	3	2	53.778	2.736	147.157
				BPK	BPE	.	.	.		329.258
ORG	67641	2-Propanone (Acetone)	G/KKG	BPK	ACID	3	0	2.075	2.914	6.047
				BPK	ALK	3	0	1.801	3.334	6.003
				BPK	BPE	.	.		.	12.049
ORG	75092	Methylene chloride	G/KKG	BPK	ACID	3	3	0.029	.	.
				BPK	ALK	3	3	0.018	.	
				BPK	BPE	.	.	.	.	.

[1] The annual average limitation for non-continuous dischargers has been set equal to the long-term average except when all of the data are non-detect. In these cases, the daily maximum limitation for non-continuous dischargers has been set equal to the minimum level of the analytical method (see Appendix O).

[2] EPA has proposed daily maximum and monthly average limitations for continuous dischargers. When the proposed monitoring frequency is once a month, the monthly average limitation is not applicable.

Abbreviations:

BPK - Bleached Papergrade Kraft and Soda
DS - Dissolving Sulfite
ACID - Acid stream
ALK - Alkaline stream
BPE - Bleach Plant Effluent (acid and alkaline combined)
FE - Final Effluent

ND - non-detect; proposed limitation set equal to the minimum level of the analytical method (see Appendix O).

Table 4-3.
Proposed NSPS for BOD_5 Production Normalized Mass Loadings

Subpart	Subcategory Name	Unit	Long-Term Average	Mean 1-Day VF	Daily Maximum Standard	Mean 30-Day VF	Monthly Average Standard
A	Dissolving Kraft	KG/KKG	3.512	2.33835	8.212	1.39377	4.895
B	Bleached Papergrade Kraft and Soda	KG/KKG	0.262	2.76679	0.726	1.39141	0.365
C	Unbleached Kraft	KG/KKG	0.236	3.11643	0.736	1.33536	0.315
D	Dissolving Sulfite	KG/KKG	11.740	2.18200	25.623	1.20300	14.125
E	Papergrade Sulfite	KG/KKG	1.975	2.48000	4.897	1.30000	2.567
F	Semi-chemical	KG/KKG	0.409	2.59693	1.061	1.24467	0.509
G	Mechanical Pulp	KG/KKG	0.155	3.09301	0.480	1.34403	0.208
H	Non-Wood Chemical Pulp	KG/KKG	1.586	2.33735	3.707	1.24152	1.969
I	Secondary Fiber Deink	KG/KKG	0.888	3.77387	3.353	1.36163	1.210
J	Secondary Fiber Non-Deink	KG/KKG	0.386	3.68397	1.422	1.47091	0.568[1]
K	Fine and Lightweight Papers from Purchased Pulp	KG/KKG	0.641	3.69334	2.368	1.43774	0.922
L	Tissue,Filter,Nonwoven, and Paperboard from Purchased Pulp	KG/KKG	0.248	3.96539	0.982	1.46387	0.363

Table 4-4.
Proposed NSPS for TSS Production Normalized Mass Loadings

Subpart	Subcategory Name	Unit	Long-Term Average	Mean 1-Day VF	Daily Maximum Standard	Mean 30-Day VF	Monthly Average Standard
A	Dissolving Kraft	KG/KKG	4.852	3.51360	17.047	1.41042	6.843
B	Bleached Papergrade Kraft and Soda	KG/KKG	0.241	4.09294	0.988	1.58541	0.383
C	Unbleached Kraft	KG/KKG	0.685	2.72841	1.868	1.30349	0.892
D	Dissolving Sulfite	KG/KKG	9.435	2.46600	23.262	1.25200	11.816
E	Papergrade Sulfite	KG/KKG	2.418	3.23000	7.811	1.33000	3.216
F	Semi-chemical	KG/KKG	0.548	3.90276	2.139	1.50754	0.826
G	Mechanical Pulp	KG/KKG	0.455	3.55814	1.620	1.31342	0.598
H	Non-Wood Chemical Pulp	KG/KKG	2.025	2.68550	5.439	1.24291	2.517
I	Secondary Fiber Deink	KG/KKG	0.920	4.98158	4.584	1.50020	1.380
J	Secondary Fiber Non-Deink	KG/KKG	0.485	4.17383	2.024	1.48252	0.719[1]
K	Fine and Lightweight Papers from Purchased Pulp	KG/KKG	0.724	2.98658	2.162	1.27204	0.921
L	Tissue,Filter,Nonwoven, and Paperboard from Purchased Pulp	KG/KKG	0.175	3.21474	0.563	1.26122	0.221

For a segment of the secondary fiber non-deink subcategory, NSPS requires zero discharge of wastewater.

(The technical development document provides a more detailed description of these segments.) EPA proposed zero discharge for the first segment and numerical standards for the second segment. The numerical standards for the second segment were estimated as described in this section for the other proposed subcategories.

The standards for the dissolving sulfite subcategory are based on the same technology that was proposed for the BPT limitations.

REFERENCES

Aitchison, J. and J.A.C. Brown. 1963. *The Lognormal Distribution*. Cambridge University Press, New York.

Cohen, A. Clifford, Jr. 1959. "Simplified Estimators for the Normal Distribution When Samples are Singly Censored or Truncated." *Technometrics*. Vol. 1, 217-237.

David, H.A., H.O. Hartley, and E.S. Pearson. 1954. "The Distribution of the Ratio, in a Single Normal Sample, of Range to Standard Deviation." *Biometrika*. Vol. 41, 482-493.

Gibbons. 1987. "Statistical Models for the Analysis of Volatile Organic Compounds in Waste Disposal Sites." *Ground Water*. Vol. 25, 572-580.

Gilliom, R.J. and D.R. Helsel. 1986. "Estimation of Distributional Parameters for Censored Trace Level Water Quality Data. 1. Estimation Techniques." *Water Resources Research*. Vol. 22, No.2 (February).

Kahn, H.D., and M.B. Rubin. 1989. "Use of Statistical Methods in Industrial Water Pollution Control Regulations in the United States." *Environmental Monitoring and Assessment*. Vol. 12: 129-148.

Pankratz, A. 1983. *Forecasting With Univariate Box-Jenkins Models*. Wiley, New York.

Shumway, R.H. 1988. *Applied Statistical Time Series Analysis*. Prentice Hall, Englewood Cliffs, New Jersey.

U.S. Environmental Protection Agency (USEPA). 1987. Development Document for Effluent Limitations Guidelines for the Organic Chemicals, Plastics, and Synthetic Fibers Point Source Category. Volume I, Volume II. Industrial Technology Division. EPA 440/1-87/009. October 1987

U.S. Environmental Protection Agency (USEPA). 1993. Development Document for Proposed Effluent Limitations Guidelines and Standards for the Pulp, Paper, and Paperboard Point Source Category. EPA-821-R-93-019. November 1993.

APPENDIX A

Raw Data Listings for BPT Data Bases

(These data are also available on diskettes in the Water Docket.)

The information for subparts A, D, and H are not presented in the public document in order to protect claims of confidentiality (see Section 1.3).

Listing A - 1

Raw Data Listings for Monthly BOD, TSS, and Flow Data
Used in Calculation of Long-Term Averages

Proposed Subpart	Mill	Sampling Month	BOD Conc (mg/l)	TSS Conc (mg/l)	Flow (mgd)
B	1	01	14.00	18.00	60.90
B	1	02	16.00	17.00	59.20
B	1	03	25.00	24.00	60.80
B	1	04	20.00	26.00	59.70
B	1	05	32.00	52.00	52.20
B	1	06	39.00	48.00	58.20
B	1	07	14.00	18.00	65.50
B	1	08	36.00	49.00	55.90
B	1	09	18.00	25.00	62.80
B	1	10	19.00	26.00	67.60
B	1	11	37.00	42.00	54.70
B	1	12	62.00	46.00	63.10
B	2	01	34.41	72.49	98.33
B	2	02	39.53	80.77	97.20
B	2	03	33.87	67.39	91.64
B	2	04	32.66	73.32	91.07
B	2	05	40.27	79.53	82.07
B	2	06	27.89	57.11	87.64
B	2	07	31.84	56.46	88.90
B	2	08	36.58	69.32	86.12
B	2	09	21.89	48.21	83.26
B	2	10	35.51	57.48	79.55
B	2	11	26.67	37.14	80.31
B	2	12	46.77	59.33	79.78
B	3	01	139.00	105.00	30.90
B	3	02	166.00	93.00	30.30
B	3	03	125.00	103.00	28.60
B	3	04	103.00	88.00	27.70
B	3	05	113.00	188.00	30.50
B	3	06	72.00	188.00	33.00
B	3	07	50.00	164.00	29.30
B	3	08	64.00	187.00	29.50
B	3	09	34.00	103.00	29.20
B	3	10	73.00	144.00	29.60
B	3	11	93.00	147.00	30.40
B	3	12	205.00	166.00	31.70
B	4	01	76.43	107.10	23.90
B	4	02	85.52	111.30	24.90
B	4	03	93.26	123.32	24.80
B	4	04	88.29	122.79	23.30
B	4	05	75.12	148.52	23.60
B	4	06	77.56	136.96	24.10
B	4	07	63.40	99.57	24.00
B	4	08	66.37	83.81	24.30
B	4	09	68.13	84.27	23.40
B	4	10	96.96	100.42	22.10
B	4	11	119.84	109.71	24.00
B	4	12	129.17	102.83	24.00
B	5	01	26.00	65.00	23.18
B	5	02	26.00	68.00	23.85
B	5	03	24.00	47.00	24.93
B	5	04	17.00	47.00	25.87
B	5	05	6.00	33.00	22.67
B	5	06	11.00	62.00	29.76
B	5	07	11.00	67.00	33.37
B	5	08	11.00	55.00	33.48
B	5	09	10.00	40.00	31.50
B	5	10	10.00	32.00	25.12
B	5	11	13.00	47.00	23.28
B	5	12	20.00	42.00	22.75
B	6	01	44.79	87.53	80.68
B	6	02	44.77	91.94	78.00
B	6	03	37.27	78.94	76.12
B	6	04	40.19	77.83	78.71
B	6	05	34.54	80.08	79.03
B	6	06	44.59	88.66	78.07
B	6	07	37.13	80.52	84.07
B	6	08	40.98	79.26	82.70
B	6	09	36.57	107.14	76.28
B	6	10	67.89	116.16	71.28
B	6	11	72.55	123.81	72.78
B	6	12	47.42	85.06	76.68
B	7	01	13.26	16.59	72.10
B	7	02	12.87	14.75	70.10
B	7	03	16.05	11.51	74.00
B	7	04	11.22	8.08	65.90
B	7	05	10.01	8.52	84.90
B	7	06	10.30	6.68	83.10
B	7	07	9.21	7.78	85.00
B	7	08	9.97	5.98	96.10
B	7	09	10.73	8.36	81.80
B	7	10	8.24	5.53	64.10
B	7	11	15.11	6.76	77.30
B	7	12	13.75	11.00	76.80
B	8	01	50.06	110.93	85.70
B	8	02	54.92	134.60	81.10
B	8	03	46.79	120.17	87.00
B	8	04	46.40	121.26	89.50
B	8	05	46.71	110.18	84.20
B	8	06	49.09	107.21	81.40
B	8	07	42.95	91.62	95.30
B	8	08	58.12	111.36	101.70
B	8	09	37.96	85.16	108.50
B	8	10	34.60	75.81	104.00
B	8	11	33.80	83.51	98.20
B	8	12	42.25	118.18	103.40
B	9	01	11.08	38.49	97.50
B	9	02	6.73	26.56	92.90
B	9	03	8.00	24.26	93.90
B	9	04	9.95	22.02	93.60
B	9	05	8.41	16.69	108.40
B	9	06	12.03	24.09	113.30
B	9	07	11.64	24.93	116.50
B	9	08	12.59	17.45	118.80
B	9	09	8.32	17.71	119.00
B	9	10	8.30	21.99	109.40
B	9	11	9.20	21.94	111.30
B	9	12	10.31	33.33	105.10
B	10	01	8.00	8.00	8.47
B	10	02	7.00	8.00	9.21
B	10	03	5.00	8.00	9.26
B	10	04	5.00	6.00	8.13
B	10	05	5.00	3.00	8.82
B	10	06	4.00	3.00	8.20
B	10	07	3.00	2.00	16.30
B	10	08	3.00	2.00	21.68
B	10	09	3.00	1.00	10.05
B	10	10	3.00	2.00	20.87
B	10	11	4.00	3.00	8.75
B	10	12	5.00	9.00	8.02
B	11	01	48.00	158.00	28.35
B	11	02	29.00	97.00	26.90
B	11	03	32.00	101.00	26.54
B	11	04	40.00	111.00	27.82
B	11	05	42.00	96.00	25.08
B	11	06	36.00	103.00	26.46
B	11	07	35.00	98.00	27.12
B	11	08	44.00	93.00	26.09
B	11	09	55.00	132.00	24.70
B	11	10	48.00	96.00	24.88
B	11	11	49.00	116.00	24.87
B	11	12	54.00	98.00	24.84
B	12	01	23.00	17.00	18.80
B	12	02	34.00	22.00	20.20
B	12	03	28.00	16.00	21.50
B	12	04	25.00	12.00	19.70
B	12	05	19.00	10.00	20.30
B	12	06	20.00	13.00	20.10
B	12	07	14.00	11.00	18.90
B	12	08	15.00	12.00	21.50
B	12	09	12.00	6.00	22.10
B	12	10	24.00	11.00	22.10
B	12	11	28.00	11.00	20.70
B	12	12	24.00	12.00	20.60
B	13	01	48.00	54.00	13.27
B	13	02	39.00	58.00	13.10
B	13	03	50.00	57.00	10.56
B	13	04	49.00	71.00	10.17
B	13	05	48.00	47.00	9.93
B	13	06	26.00	38.00	10.72
B	13	07	19.00	24.00	13.71
B	13	08	28.00	30.00	10.27
B	13	09	33.00	46.00	8.31
B	13	10	32.00	37.00	12.87
B	13	11	25.00	24.00	11.91
B	13	12	22.00	19.00	15.20
B	14	01	53.80	56.27	76.78
B	14	02	42.77	43.70	85.02
B	14	03	27.03	29.12	93.36
B	14	04	20.29	18.29	89.47
B	14	05	22.84	19.47	89.26
B	14	06	26.04	24.68	84.86
B	14	07	19.20	22.81	105.18
B	14	08	24.94	35.08	107.21
B	14	09	23.85	21.39	109.50
B	14	10	27.11	28.00	86.96
B	14	11	30.94	35.79	83.04
B	14	12	37.33	41.80	85.02
B	15	01	23.00	37.00	20.90
B	15	02	32.00	59.00	18.80
B	15	03	49.00	81.00	20.80
B	15	04	44.00	88.00	22.30
B	15	05	55.00	83.00	21.10
B	15	06	58.00	55.00	19.80
B	15	07	43.00	45.00	23.50
B	15	08	39.00	71.00	23.60
B	15	09	24.00	50.00	23.00
B	15	10	49.00	72.00	19.70
B	15	11	75.00	88.00	17.00
B	15	12	37.00	59.00	22.90
B	16	01	48.64	110.27	92.91
B	16	02	51.28	110.66	93.09
B	16	03	49.38	114.09	95.11
B	16	04	48.86	110.16	88.59
B	16	05	47.60	103.05	97.06
B	16	06	44.76	105.86	88.11
B	16	07	39.37	88.72	95.01
B	16	08	48.33	96.28	94.05
B	16	09	49.31	107.08	93.30
B	16	10	49.45	101.24	86.43

Listing A 1

Raw Data Listings for Monthly BOD, TSS, and Flow Data
Used in Calculation of Long-Term Averages

Proposed Subpart	Mill	Sampling Month	BOD Conc (mg/l)	TSS Conc (mg/l)	Flow (mgd)
B	16	11	62.48	112.57	94.59
B	16	12	58.01	115.89	94.18
B	17	01	17.00	35.00	11.20
B	17	02	16.00	35.00	11.00
B	17	03	14.00	28.00	10.30
B	17	04	14.00	51.00	10.80
B	17	05	11.00	33.00	10.80
B	17	06	10.00	20.00	11.20
B	17	07	10.00	15.00	9.00
B	17	08	8.00	18.00	11.90
B	17	09	7.00	17.00	12.20
B	17	10	7.00	15.00	11.60
B	17	11	9.00	19.00	11.10
B	17	12	17.00	36.00	10.50
B	18	01	13.00	15.00	51.57
B	18	02	15.00	28.00	45.35
B	18	03	27.00	36.00	44.69
B	18	04	10.00	24.00	45.64
B	18	05	11.00	39.00	45.48
B	18	06	11.00	36.00	48.78
B	18	07	15.00	29.00	51.39
B	18	08	12.00	28.00	49.60
B	18	09	11.00	25.00	47.28
B	18	10	11.00	32.00	42.66
B	18	11	13.00	38.00	48.92
B	18	12	12.00	23.00	48.48
B	19	01	11.70	47.42	43.04
B	19	02	13.15	53.79	40.78
B	19	03	11.79	47.79	40.23
B	19	04	14.65	38.67	37.26
B	19	05	9.56	40.90	39.77
B	19	06	8.29	30.62	42.49
B	19	07	9.83	19.96	45.44
B	19	08	10.71	35.84	45.98
B	19	09	16.06	44.55	43.15
B	19	10	16.39	45.60	43.60
B	19	11	11.25	46.60	44.07
B	19	12	11.07	46.18	43.43
B	20	01	33.00	58.00	77.51
B	20	02	29.00	61.00	78.94
B	20	03	34.00	60.00	78.94
B	20	04	32.00	55.00	81.18
B	20	05	26.00	52.00	83.84
B	20	06	31.00	57.00	84.99
B	20	07	25.00	44.00	85.84
B	20	08	32.00	54.00	78.77
B	20	09	48.00	58.00	72.40
B	20	10	18.00	32.00	69.88
B	20	11	27.00	55.00	75.18
B	20	12	57.00	74.00	42.61
B	21	01	35.00	42.00	25.00
B	21	02	37.00	69.00	26.00
B	21	03	43.00	87.00	26.70
B	21	04	25.00	52.00	26.10
B	21	05	26.00	63.00	27.30
B	21	06	27.00	41.00	28.80
B	21	07	29.00	39.00	29.00
B	21	08	30.00	68.00	32.50
B	21	09	30.00	74.00	19.40
B	21	10	32.00	57.00	28.50
B	21	11	22.00	51.00	28.40
B	21	12	28.00	66.00	26.20
B	22	01	64.00	25.00	23.30
B	22	02	78.00	36.00	17.40
B	22	03	67.00	44.00	19.80
B	22	04	64.00	53.00	21.40
B	22	05	54.00	40.00	23.00
B	22	06	41.00	36.00	22.30
B	22	07	34.00	34.00	26.60
B	22	08	26.00	30.00	23.30
B	22	09	19.00	23.00	22.80
B	22	10	27.00	30.00	26.50
B	22	11	34.00	31.00	14.90
B	22	12	105.00	57.00	16.90
B	23	01	22.00	81.00	8.40
B	23	02	39.00	224.00	7.90
B	23	03	22.00	82.00	9.00
B	23	04	29.00	43.00	9.50
B	23	05	18.00	58.00	9.80
B	23	06	28.00	69.00	9.90
B	23	07	25.00	51.00	10.50
B	23	08	26.00	48.00	12.40
B	23	09	27.00	60.00	11.80
B	23	10	39.00	78.00	10.70
B	23	11	50.00	107.00	9.70
B	23	12	55.00	123.00	8.70
B	24	01	97.73	47.52	58.40
B	24	02	93.63	56.14	51.60
B	24	03	72.35	43.00	61.40
B	24	04	58.90	30.55	53.10
B	24	05	47.26	50.00	57.20
B	24	06	59.68	62.60	55.20
B	24	07	66.12	57.23	53.20
B	24	08	57.59	55.90	55.50
B	24	09	59.75	60.19	51.80
B	24	10	55.80	46.06	54.50
B	24	11	68.01	46.51	52.90
B	24	12	74.93	58.47	59.60
B	25	01	23.00	32.00	22.59
B	25	02	18.00	30.00	22.63
B	25	03	19.00	32.00	23.75
B	25	04	19.00	24.00	22.73
B	25	05	14.00	21.00	22.46
B	25	06	14.00	31.00	22.89
B	25	07	16.00	24.00	23.08
B	25	08	14.00	25.00	21.18
B	25	09	18.00	26.00	21.73
B	25	10	24.00	29.00	25.92
B	25	11	21.00	53.00	24.45
B	25	12	70.00	73.00	24.63
B	26	01	22.53	23.53	79.00
B	26	02	30.44	21.46	79.00
B	26	03	28.04	14.89	81.00
B	26	04	23.48	19.93	75.00
B	26	05	20.51	14.46	78.00
B	26	06	20.98	13.99	87.00
B	26	07	21.96	12.94	83.00
B	26	08	24.27	10.85	78.00
B	26	09	21.96	13.47	81.00
B	26	10	19.56	12.97	77.00
B	26	11	18.25	14.42	72.00
B	26	12	27.72	25.42	71.00
B	27	01	27.97	23.34	39.80
B	27	02	18.47	37.67	37.70
B	27	03	22.38	20.50	43.10
B	27	04	19.98	23.53	39.80
B	27	05	12.51	18.53	41.90
B	27	06	15.00	24.18	44.20
B	27	07	14.50	35.17	41.90
B	27	08	16.08	17.90	35.70
B	27	09	14.49	13.53	38.80
B	27	10	17.95	15.79	38.00
B	27	11	24.60	22.45	38.80
B	27	12	32.60	38.68	40.00
B	28	01	47.66	93.76	54.59
B	28	02	32.20	44.06	53.69
B	28	03	22.69	36.10	53.87
B	28	04	46.95	47.33	47.91
B	28	05	30.42	47.79	57.58
B	28	06	25.09	56.02	62.89
B	28	07	23.32	44.51	57.31
B	28	08	18.94	62.57	53.65
B	28	09	20.11	74.68	58.18
B	28	10	26.62	62.13	46.57
B	28	11	38.69	105.31	58.65
B	28	12	29.40	55.09	57.14
B	29	01	9.76	43.63	52.14
B	29	02	10.00	51.35	52.25
B	29	03	7.37	37.92	50.90
B	29	04	9.03	37.87	53.43
B	29	05	9.68	42.20	55.83
B	29	06	6.33	38.33	55.33
B	29	07	6.29	32.61	55.56
B	29	08	9.03	29.17	60.72
B	29	09	8.00	27.65	51.03
B	29	10	10.49	34.80	46.25
B	29	11	12.24	34.84	50.29
B	29	12	17.06	38.77	44.27
B	30	01	24.00	54.00	15.92
B	30	02	30.00	66.00	15.67
B	30	03	32.00	65.00	15.20
B	30	04	36.00	68.00	15.33
B	30	05	43.00	65.00	16.20
B	30	06	36.00	70.00	16.43
B	30	07	18.00	47.00	17.18
B	30	08	19.00	43.00	18.36
B	30	09	9.00	29.00	18.60
B	30	10	7.00	14.00	14.39
B	30	11	13.00	27.00	17.40
B	30	12	26.00	66.00	16.90
B	31	01	15.00	35.00	43.55
B	31	02	15.00	29.00	44.08
B	31	03	10.00	26.00	43.53
B	31	04	15.00	24.00	43.40
B	31	05	12.00	30.00	44.44
B	31	06	12.00	22.00	45.50
B	31	07	15.00	24.00	44.91
B	31	08	16.00	22.00	44.67
B	31	09	10.00	18.00	43.06
B	31	10	12.00	24.00	44.41
B	31	11	12.00	24.00	44.43
B	31	12	18.00	35.00	44.74
B	32	01	37.71	74.56	77.35
B	32	02	30.04	56.64	77.63
B	32	03	31.56	56.40	76.70
B	32	04	39.99	65.89	74.38
B	32	05	38.63	70.54	74.12
B	32	06	30.65	69.14	74.43
B	32	07	29.63	64.94	74.91
B	32	08	21.40	45.24	72.65

Listing A 1

Raw Data Listings for Monthly BOD, TSS, and Flow Data
Used in Calculation of Long-Term Averages

Proposed Subpart	Mill	Sampling Month	BOD Conc (mg/l)	TSS Conc (mg/l)	Flow (mgd)
B	32	09	32.29	55.04	71.50
B	32	10	32.01	48.52	73.96
B	32	11	36.02	54.96	76.40
B	32	12	39.98	65.54	76.15
B	33	01	45.14	38.31	37.94
B	33	02	46.15	36.00	40.98
B	33	03	43.60	41.94	38.29
B	33	04	49.35	53.94	35.03
B	33	05	49.16	43.11	41.54
B	33	06	45.72	50.97	39.04
B	33	07	30.10	34.20	40.78
B	33	08	27.00	41.31	43.07
B	33	09	28.68	42.77	41.63
B	33	10	26.92	33.17	37.45
B	33	11	35.04	38.87	40.36
B	33	12	39.89	48.48	38.27
C	34	01	56.00	97.00	8.58
C	34	02	67.00	136.00	8.52
C	34	03	48.00	115.00	8.12
C	34	04	28.00	66.00	6.42
C	34	05	34.00	30.00	9.26
C	34	06	30.00	42.00	9.82
C	34	07	24.00	36.00	10.04
C	34	08	24.00	25.00	8.73
C	34	09	19.00	125.00	7.43
C	34	10	33.00	160.00	7.39
C	34	11	41.00	160.00	6.82
C	34	12	82.00	138.00	7.93
C	35	01	73.00	77.00	19.60
C	35	02	33.00	49.00	31.15
C	35	03	29.00	57.00	32.56
C	35	04	37.00	59.00	28.63
C	35	05	31.00	67.00	24.15
C	35	06	31.00	77.00	23.25
C	35	07	20.00	40.00	31.56
C	35	08	41.00	112.00	19.33
C	35	09	50.00	90.00	22.87
C	35	10	65.00	97.00	22.11
C	35	11	98.00	157.00	14.71
C	35	12	115.00	154.00	14.01
C	36	01	39.00	65.00	22.57
C	36	02	27.00	74.00	25.85
C	36	03	24.00	57.00	27.84
C	36	04	16.00	30.00	27.43
C	36	05	22.00	40.00	26.90
C	36	06	19.00	37.00	26.70
C	36	07	17.00	37.00	24.52
C	36	08	25.00	50.00	25.34
C	36	09	36.00	43.00	22.76
C	36	10	38.00	57.00	25.75
C	36	11	21.00	60.00	26.74
C	36	12	83.00	76.00	28.94
C	37	01	85.00	122.00	15.30
C	37	02	55.00	199.00	15.80
C	37	03	98.00	178.00	15.00
C	37	04	62.00	128.00	13.70
C	37	05	54.00	117.00	15.50
C	37	06	53.00	115.00	15.90
C	37	07	52.00	108.00	15.80
C	37	08	50.00	60.00	13.60
C	37	09	39.00	75.00	13.80
C	37	10	27.00	56.00	13.70
C	37	11	46.00	65.00	15.10
C	37	12	54.00	99.00	17.20
C	38	01	60.00	87.00	12.70
C	38	02	45.00	67.00	17.30
C	38	03	28.00	55.00	21.40
C	38	04	26.00	40.00	24.40
C	38	05	26.00	42.00	23.20
C	38	06	28.00	59.00	19.60
C	38	07	17.00	32.00	20.60
C	38	08	18.00	33.00	25.70
C	38	09	25.00	75.00	23.30
C	38	10	35.00	63.00	22.40
C	38	11	53.00	97.00	15.00
C	38	12	49.00	107.00	15.60
C	39	01	24.00	109.00	10.75
C	39	02	41.00	111.00	12.46
C	39	03	50.00	61.00	15.66
C	39	04	25.00	37.00	14.03
C	39	05	29.00	68.00	9.18
C	39	06	26.00	76.00	10.07
C	39	07	27.00	61.00	10.13
C	39	08	29.00	74.00	7.37
C	39	09	25.00	72.00	7.30
C	39	10	28.00	83.00	8.88
C	39	11	29.00	76.00	6.62
C	39	12	47.00	94.00	7.72
C	40	01	61.00	99.00	19.70
C	40	02	53.00	90.00	21.80
C	40	03	50.00	79.00	20.90
C	40	04	41.00	66.00	20.90
C	40	05	42.00	71.00	15.70
C	40	06	46.00	77.00	15.40
C	40	07	52.00	66.00	13.70
C	40	08	36.00	52.00	18.40
C	40	09	39.00	63.00	16.80
C	40	10	40.00	70.00	16.10
C	40	11	65.00	69.00	16.00
C	40	12	100.00	101.00	9.80
C	41	01	48.00	142.00	5.45
C	41	02	59.00	174.00	6.12
C	41	03	59.00	154.00	5.35
C	41	04	86.00	143.00	5.35
C	41	05	101.00	216.00	4.13
C	41	06	105.00	181.00	6.16
C	41	07	113.00	210.00	6.41
C	41	08	76.00	251.00	5.27
C	41	09	67.00	194.00	4.44
C	41	10	119.00	191.00	3.45
C	41	11	64.00	198.00	5.43
C	41	12	93.00	119.00	6.21
C	42	01	7.00	15.00	5.63
C	42	02	11.00	19.00	3.26
C	42	03	12.00	31.00	4.66
C	42	04	10.00	44.00	3.59
C	42	05	8.00	27.00	2.27
C	42	06	7.00	20.00	4.27
C	42	07	8.00	22.00	6.72
C	42	08	7.00	23.00	8.07
C	42	09	6.00	17.00	10.13
C	42	10	5.00	15.00	8.11
C	42	11	4.00	13.00	5.89
C	42	12	.	.	.
C	43	01	12.00	10.00	13.46
C	43	02	11.00	9.00	14.08
C	43	03	8.00	11.00	14.35
C	43	04	7.00	13.00	16.30
C	43	05	6.00	13.00	21.33
C	43	06	5.00	14.00	40.86
C	43	07	2.00	6.00	58.19
C	43	08	6.00	8.00	42.55
C	43	09	7.00	7.00	16.18
C	43	10	10.00	10.00	11.04
C	43	11	11.00	8.00	8.89
C	43	12	14.00	8.00	31.85
C	44	01	24.00	62.00	9.21
C	44	02	40.00	101.00	8.98
C	44	03	116.00	127.00	6.49
C	44	04	39.00	75.00	9.69
C	44	05	26.00	80.00	9.36
C	44	06	26.00	117.00	10.00
C	44	07	13.00	53.00	9.85
C	44	08	15.00	49.00	9.94
C	44	09	18.00	55.00	9.62
C	44	10	13.00	50.00	9.57
C	44	11	12.00	53.00	9.51
C	44	12	17.00	44.00	9.77
C	45	01	40.00	26.00	45.12
C	45	02	43.00	45.00	30.56
C	45	03	64.00	32.00	22.62
C	45	04	27.00	31.00	51.05
C	45	05	28.00	55.00	26.73
C	45	06	35.00	41.00	31.73
C	45	07	41.00	36.00	24.96
C	45	08	32.00	42.00	28.61
C	45	09	28.00	47.00	27.84
C	45	10	37.00	45.00	24.56
C	45	11	46.00	34.00	26.81
C	45	12	65.00	34.00	19.29
C	46	01	107.00	61.00	6.79
C	46	02	156.00	56.00	6.34
C	46	03	146.00	51.00	5.35
C	46	04	124.00	61.00	5.77
C	46	05	84.00	52.00	8.20
C	46	06	55.00	55.00	7.79
C	46	07	60.00	48.00	4.91
C	46	08	68.00	93.00	6.35
C	46	09	106.00	48.00	8.88
C	46	10	83.00	51.00	7.75
C	46	11	82.00	52.00	10.20
C	46	12	76.00	65.00	10.11
C	47	01	40.00	46.00	24.70
C	47	02	26.00	38.00	37.30
C	47	03	32.00	49.00	30.70
C	47	04	25.00	42.00	33.60
C	47	05	23.00	53.00	35.60
C	47	06	23.00	40.00	27.70
C	47	07	33.00	42.00	31.80
C	47	08	35.00	60.00	30.60
C	47	09	25.00	37.00	32.70
C	47	10	16.00	25.00	33.90
C	47	11	18.00	32.00	32.50
C	47	12	40.00	50.00	26.20
C	48	01	12.00	53.00	62.00
C	48	02	29.00	73.00	64.10
C	48	03	16.00	65.00	64.60
C	48	04	12.00	61.00	63.50
C	48	05	13.00	67.00	66.90
C	48	06	12.00	63.00	70.00

Listing A 1

Raw Data Listings for Monthly BOD, TSS, and Flow Data
Used in Calculation of Long-Term Averages

Proposed Subpart	Mill	Sampling Month	BOD Conc (mg/l)	TSS Conc (mg/l)	Flow (mgd)
C	48	07	12.00	52.00	66.10
C	48	08	13.00	49.00	67.60
C	48	09	14.00	43.00	67.40
C	48	10	19.00	58.00	66.30
C	48	11	16.00	47.00	60.50
C	48	12	27.00	87.00	53.50
C	49	01	94.00	87.00	25.80
C	49	02	77.00	87.00	27.40
C	49	03	61.00	71.00	30.80
C	49	04	63.00	76.00	25.10
C	49	05	35.00	60.00	27.40
C	49	06	47.00	71.00	29.70
C	49	07	47.00	79.00	27.10
C	49	08	50.00	62.00	27.40
C	49	09	48.00	70.00	27.00
C	49	10	69.00	85.00	26.40
C	49	11	78.00	83.00	26.70
C	49	12	100.00	71.00	24.80
C	50	01	44.00	86.00	17.20
C	50	02	30.00	67.00	16.90
C	50	03	36.00	60.00	15.30
C	50	04	29.00	39.00	15.70
C	50	05	21.00	50.00	16.30
C	50	06	33.00	49.00	12.70
C	50	07	35.00	60.00	17.90
C	50	08	27.00	47.00	16.70
C	50	09	16.00	37.00	17.20
C	50	10	15.00	37.00	15.30
C	50	11	18.00	33.00	15.30
C	50	12	49.00	43.00	17.10
C	51	01	65.00	113.00	25.32
C	51	02	74.00	147.00	24.71
C	51	03	65.00	91.00	27.28
C	51	04	79.00	117.00	27.62
C	51	05	64.00	86.00	29.72
C	51	06	71.00	105.00	28.78
C	51	07	61.00	103.00	31.58
C	51	08	86.00	139.00	29.21
C	51	09	52.00	106.00	32.80
C	51	10	96.00	132.00	28.72
C	51	11	76.00	118.00	32.18
C	51	12	101.00	144.00	28.21
C	52	01	103.00	100.00	18.30
C	52	02	125.00	100.00	19.50
C	52	03	142.00	112.00	19.00
C	52	04	120.00	96.00	19.50
C	52	05	86.00	70.00	21.73
C	52	06	89.00	81.00	21.30
C	52	07	84.00	108.00	18.80
C	52	08	67.00	87.00	16.90
C	52	09	70.00	71.00	18.40
C	52	10	50.00	57.00	17.00
C	52	11	70.00	61.00	16.70
C	52	12	138.00	83.00	16.60
C	53	01	72.00	52.00	5.99
C	53	02	89.00	46.00	6.11
C	53	03	72.00	54.00	7.83
C	53	04	84.00	60.00	9.77
C	53	05	67.00	61.00	9.43
C	53	06	55.00	70.00	8.53
C	53	07	40.00	61.00	9.91
C	53	08	61.00	69.00	9.59
C	53	09	65.00	71.00	7.76
C	53	10	78.00	72.00	7.66
C	53	11	65.00	68.00	7.66
C	53	12	77.00	70.00	8.17
E	54	01	43.00	54.00	6.28
E	54	02	57.00	77.00	6.16
E	54	03	45.00	52.00	5.96
E	54	04	45.00	47.00	6.09
E	54	05	52.00	52.00	6.01
E	54	06	40.00	34.00	6.35
E	54	07	21.00	17.00	7.34
E	54	08	33.00	25.00	6.92
E	54	09	28.00	31.00	6.41
E	54	10	31.00	42.00	6.75
E	54	11	29.00	46.00	6.35
E	54	12	31.00	40.00	6.39
E	55		.	.	.
E	55	01	45.00	49.00	10.24
E	55	02	60.00	56.00	10.45
E	55	03	69.00	50.00	10.34
E	55	04	69.00	51.00	9.15
E	55	05	69.00	60.00	10.01
E	55	06	63.00	50.00	10.79
E	55	07	44.00	39.00	10.92
E	55	08	63.00	46.00	11.95
E	55	09	49.00	45.00	11.39
E	55	10	47.00	48.00	11.97
E	55	11	64.00	51.00	11.36
E	55	12	74.00	44.00	12.26
E	56	01	30.00	48.00	20.13
E	56	02	29.00	33.00	19.65
E	56	03	27.00	47.00	20.13
E	56	04	57.00	152.00	20.56
E	56	05	29.00	35.00	20.43
E	56	06	22.00	43.00	19.90
E	56	07	34.00	56.00	18.82
E	56	08	41.00	66.00	20.09
E	56	09	27.00	32.00	19.60
E	56	10	20.00	21.00	20.41
E	56	11	33.00	49.00	20.03
E	56	12	25.00	29.00	17.92
E	57	01	63.00	34.00	16.86
E	57	02	76.00	28.00	17.38
E	57	03	81.00	119.00	16.66
E	57	04	60.00	76.00	17.23
E	57	05	52.00	64.00	17.59
E	57	06	66.00	103.00	17.16
E	57	07	61.00	107.00	17.90
E	57	08	51.00	59.00	18.19
E	57	09	63.00	83.00	17.72
E	57	10	56.00	68.00	18.18
E	57	11	66.00	60.00	16.71
E	57	12	98.00	66.00	16.51
E	58	01	59.00	39.00	9.40
E	58	02	55.00	25.00	9.55
E	58	03	63.00	41.00	9.45
E	58	04	62.00	24.00	9.53
E	58	05	58.00	33.00	9.58
E	58	06	41.00	26.00	9.39
E	58	07	57.00	33.00	8.93
E	58	08	34.00	25.00	8.84
E	58	09	26.00	15.00	8.78
E	58	10	43.00	21.00	8.53
E	58	11	105.00	39.00	8.35
E	58	12	161.00	186.00	7.73
E	59	01	69.00	105.00	33.90
E	59	02	68.00	106.00	35.70
E	59	03	71.00	120.00	35.70
E	59	04	61.00	110.00	33.30
E	59	05	59.00	105.00	36.50
E	59	06	63.00	106.00	28.80
E	59	07	58.00	97.00	36.60
E	59	08	55.00	74.00	37.90
E	59	09	49.00	96.00	37.80
E	59	10	55.00	89.00	36.80
E	59	11	53.00	88.00	31.80
E	59	12	63.00	106.00	33.30
E	60	01	37.80	44.75	28.50
E	60	02	33.62	54.14	29.20
E	60	03	34.58	49.72	29.70
E	60	04	26.32	35.87	30.30
E	60	05	29.59	35.49	29.50
E	60	06	53.44	31.52	29.10
E	60	07	33.51	27.17	31.20
E	60	08	51.73	33.85	34.90
E	60	09	36.69	34.77	33.10
E	60	10	38.05	35.92	31.50
E	60	11	33.28	36.69	29.90
E	60	12	26.42	38.94	28.30
E	61	01	63.00	93.00	26.90
E	61	02	52.00	78.00	26.90
E	61	03	42.00	89.00	27.50
E	61	04	37.00	78.00	25.50
E	61	05	30.00	69.00	26.40
E	61	06	28.00	76.00	26.00
E	61	07	25.00	60.00	28.40
E	61	08	33.00	49.00	27.80
E	61	09	35.00	56.00	25.40
E	61	10	57.00	76.00	25.50
E	61	11	45.00	83.00	25.60
E	61	12	85.00	74.00	25.30
F	62	01	580.00	354.00	0.64
F	62	02	653.00	275.00	0.68
F	62	03	776.00	291.00	0.55
F	62	04	893.00	223.00	0.55
F	62	05	964.00	282.00	0.47
F	62	06	359.00	219.00	0.54
F	62	07	112.00	255.00	0.90
F	62	08	70.00	207.00	0.75
F	62	09	66.00	276.00	0.88
F	62	10	99.00	242.00	0.61
F	62	11	223.00	294.00	0.77
F	62	12	271.00	284.00	0.73
F	63	01	103.00	135.00	3.82
F	63	02	111.00	179.00	3.95
F	63	03	161.00	166.00	3.99
F	63	04	274.00	162.00	3.54
F	63	05	268.00	122.00	3.19
F	63	06	245.00	132.00	4.06
F	63	07	210.00	115.00	3.86
F	63	08	125.00	77.00	4.28
F	63	09	76.00	64.00	4.04
F	63	10	41.00	100.00	4.11
F	63	11	59.00	144.00	3.53
F	63	12	58.00	126.00	3.02
F	64	01	214.00	1261.00	1.28
F	64	02	148.00	1491.00	1.11
F	64	03	147.00	1293.00	1.42

Listing A 1

Raw Data Listings for Monthly BOD, TSS, and Flow Data
Used in Calculation of Long-Term Averages

Proposed Subpart	Mill	Sampling Month	BOD Conc (mg/l)	TSS Conc (mg/l)	Flow (mgd)
F	64	04	106.00	1551.00	1.23
F	64	05	104.00	1297.00	1.19
F	64	06	94.00	1640.00	1.28
F	64	07	101.00	1735.00	1.44
F	64	08	87.00	1181.00	1.47
F	64	09	82.00	1019.00	1.43
F	64	10	148.00	2532.00	1.39
F	64	11	264.00	4075.00	1.53
F	64	12	319.00	2563.00	1.48
F	65	01	12.00	13.00	4.93
F	65	02	9.00	14.00	4.88
F	65	03	10.00	15.00	4.80
F	65	04	6.00	15.00	5.21
F	65	05	7.00	10.00	5.22
F	65	06	5.00	15.00	5.55
F	65	07	16.00	75.00	5.62
F	65	08	14.00	105.00	5.70
F	65	09	24.00	166.00	5.57
F	65	10	19.00	142.00	5.30
F	65	11	24.00	126.00	4.44
F	65	12	23.00	99.00	5.35
F	66	01	23.00	35.00	8.32
F	66	02	30.00	31.00	8.95
F	66	03	19.00	32.00	7.73
F	66	04	21.00	36.00	7.62
F	66	05	18.00	22.00	7.72
F	66	06	66.00	196.00	7.96
F	66	07	22.00	48.00	8.76
F	66	08	9.00	29.00	8.70
F	66	09	15.00	65.00	8.07
F	66	10	11.00	37.00	7.91
F	66	11			6.66
F	66	12			6.29
F	67	01	92.00	97.00	4.60
F	67	02	97.00	96.00	5.36
F	67	03	90.00	109.00	4.85
F	67	04	65.00	95.00	4.47
F	67	05	51.00	88.00	3.61
F	67	06	32.00	87.00	5.35
F	67	07	77.00	162.00	4.70
F	67	08	135.00	246.00	3.82
F	67	09	230.00	222.00	3.70
F	67	10	205.00	201.00	3.69
F	67	11	142.00	174.00	4.64
F	67	12	226.00	214.00	4.25
F	68	01	175.46	365.31	1.04
F	68	02	165.30	357.41	1.09
F	68	03	186.09	332.79	1.07
F	68	04	151.17	346.26	1.01
F	68	05	141.56	289.72	0.99
F	68	06	100.28	252.36	1.03
F	68	07	107.69	289.13	1.11
F	68	08	73.25	233.55	1.07
F	68	09	116.79	255.59	1.04
F	68	10	131.19	204.77	1.21
F	68	11	133.22	280.05	1.21
F	68	12	191.11	325.98	1.06
F	69	01	37.00	50.00	4.68
F	69	02	23.00	48.00	4.59
F	69	03	26.00	34.00	4.56
F	69	04	17.00	28.00	4.21
F	69	05	14.00	20.00	4.26
F	69	06	18.00	26.00	5.04
F	69	07	20.00	17.00	4.74
F	69	08	20.00	16.00	4.82
F	69	09	18.00	17.00	4.50
F	69	10	25.00	30.00	4.28
F	69	11	22.00	24.00	3.62
F	69	12	36.00	55.00	3.89
F	70	01	119.00	64.00	5.63
F	70	02	75.00	53.00	4.85
F	70	03	71.00	70.00	4.98
F	70	04	49.00	66.00	5.03
F	70	05	55.00	65.00	4.97
F	70	06	60.00	149.00	5.91
F	70	07	61.00	97.00	4.89
F	70	08	83.00	116.00	4.96
F	70	09	62.00	119.00	4.46
F	70	10	136.00	208.00	4.56
F	70	11	95.00	121.00	4.70
F	70	12	68.00	84.00	4.41
F	71	01	70.00	90.00	2.54
F	71	02	79.00	90.00	2.75
F	71	03	44.00	90.00	2.70
F	71	04	48.00	80.00	2.61
F	71	05	29.00	40.00	2.68
F	71	06	52.00	90.00	2.50
F	71	07	59.00	10.00	2.71
F	71	08	35.00	70.00	2.53
F	71	09	37.00	60.00	2.57
F	71	10	60.00	130.00	2.29
F	71	11	105.00	150.00	2.58
F	71	12	180.00	130.00	2.73
F	72	01	18.00	35.00	6.51
F	72	02	16.00	26.00	6.44
F	72	03	10.00	19.00	6.31
F	72	04	9.00	19.00	6.65
F	72	05	15.00	33.00	6.73
F	72	06	12.00	44.00	7.43
F	72	07	17.00	43.00	7.23
F	72	08	22.00	46.00	6.53
F	72	09	23.00	66.00	6.29
F	72	10	24.00	52.00	6.31
F	72	11	31.00	81.00	6.17
F	72	12	27.00	49.00	5.58
F	73	01	61.00	101.00	3.81
F	73	02	39.00	109.00	4.13
F	73	03	86.00	115.00	3.67
F	73	04	97.00	108.00	3.86
F	73	05	81.00	111.00	3.59
F	73	06	83.00	164.00	2.61
F	73	07	83.00	85.00	2.28
F	73	08	82.00	57.00	3.62
F	73	09	90.00	104.00	3.82
F	73	10	90.00	129.00	4.01
F	73	11	104.00	131.00	3.91
F	73	12	99.00	85.00	4.34
F	74	01	145.00	291.00	2.10
F	74	02	290.00	409.00	2.20
F	74	03	328.00	479.00	2.00
F	74	04	327.00	515.00	2.00
F	74	05	264.00	257.00	2.20
F	74	06	146.00	316.00	2.20
F	74	07	306.00	461.00	2.30
F	74	08	285.00	383.00	2.00
F	74	09	180.00	291.00	2.10
F	74	10	222.00	411.00	2.10
F	74	11	256.00	649.00	2.00
F	74	12	131.00	418.00	2.00
F	75	01	72.00	100.00	3.85
F	75	02	132.00	109.00	4.00
F	75	03	79.00	87.00	3.64
F	75	04	56.00	76.00	3.52
F	75	05	61.00	166.00	3.13
F	75	06	46.00	162.00	3.20
F	75	07	55.00	139.00	3.24
F	75	08	22.00	65.00	3.25
F	75	09	29.00	62.00	3.17
F	75	10	57.00	72.00	3.16
F	75	11	65.00	118.00	2.89
F	75	12	98.00	130.00	3.14
F	76	01	113.00	155.00	4.30
F	76	02	118.00	146.00	4.20
F	76	03	102.00	175.00	4.10
F	76	04	94.00	162.00	4.10
F	76	05	73.00	126.00	5.90
F	76	06	53.00	124.00	5.70
F	76	07	58.00	100.00	5.60
F	76	08	73.00	112.00	5.90
F	76	09	74.00	94.00	5.80
F	76	10	66.00	99.00	5.50
F	76	11	62.00	131.00	5.10
F	76	12	76.00	147.00	5.10
G	77	01	16.00	24.00	4.79
G	77	02	22.00	31.00	5.00
G	77	03	23.00	30.00	4.80
G	77	04	23.00	25.00	5.01
G	77	05	10.00	10.00	5.68
G	77	06	9.00	8.00	6.00
G	77	07	13.00	17.00	6.12
G	77	08	14.00	16.00	6.12
G	77	09	6.00	11.00	5.31
G	77	10	8.00	11.00	5.66
G	77	11	14.00	29.00	5.86
G	77	12	7.00	8.00	5.27
G	78	01	3.00	8.00	7.99
G	78	02	5.00	8.00	8.17
G	78	03	6.00	17.00	8.20
G	78	04	3.00	6.00	8.63
G	78	05	4.00	14.00	9.49
G	78	06	2.00	9.00	9.92
G	78	07	2.00	8.00	10.02
G	78	08	2.00	6.00	9.99
G	78	09	2.00	6.00	9.32
G	78	10	3.00	9.00	8.61
G	78	11	3.00	11.00	8.41
G	78	12	5.00	14.00	8.70
G	79	01	104.00	223.00	4.98
G	79	02	121.00	179.00	4.53
G	79	03	78.00	206.00	4.81
G	79	04	.	191.00	4.59
G	79	05	54.00	161.00	4.44
G	79	06	30.00	148.00	4.51
G	79	07	40.00	164.00	4.51
G	79	08	65.00	174.00	4.16
G	79	09	62.00	212.00	4.08
G	79	10	68.00	281.00	4.07
G	79	11	89.00	239.00	4.19
G	79	12	150.00	162.00	4.50
G	80	01	43.00	71.00	0.53

Listing A 1

Raw Data Listings for Monthly BOD, TSS, and Flow Data
Used in Calculation of Long-Term Averages

Proposed Subpart	Mill	Sampling Month	BOD Conc (mg/l)	TSS Conc (mg/l)	Flow (mgd)
G	80	02	42.00	84.00	0.50
G	80	03	37.00	76.00	0.64
G	80	04	33.00	83.00	0.67
G	80	05	86.00	64.00	0.62
G	80	06	33.00	71.00	0.76
G	80	07	28.00	69.00	0.64
G	80	08	28.00	47.00	0.64
G	80	09	28.00	60.00	0.58
G	80	10	43.00	67.00	0.64
G	80	11	52.00	111.00	0.46
G	80	12	70.00	96.00	0.54
G	81	01	23.00	21.00	5.15
G	81	02	27.00	27.00	5.43
G	81	03	11.00	19.00	5.20
G	81	04	20.00	65.00	5.22
G	81	05	16.00	67.00	5.56
G	81	06	11.00	14.00	6.11
G	81	07	14.00	32.00	6.64
G	81	08	13.00	19.00	6.57
G	81	09	18.00	62.00	5.85
G	81	10	10.00	24.00	6.16
G	81	11	31.00	118.00	5.61
G	81	12	55.00	192.00	5.03
G	82	01	20.00	40.00	6.70
G	82	02	20.00	30.00	6.70
G	82	03	30.00	30.00	7.00
G	82	04	20.00	40.00	6.40
G	82	05	30.00	40.00	6.20
G	82	06	40.00	40.00	6.40
G	82	07	20.00	40.00	5.90
G	82	08	20.00	20.00	6.30
G	82	09	20.00	20.00	6.60
G	82	10	30.00	20.00	6.90
G	82	11	30.00	20.00	7.10
G	82	12	30.00	30.00	7.20
G	83	01	2.00	18.00	13.24
G	83	02	2.00	19.00	11.83
G	83	03	3.00	25.00	13.23
G	83	04	2.00	19.00	14.56
G	83	05	3.00	22.00	15.41
G	83	06	4.00	27.00	15.94
G	83	07	6.00	41.00	17.05
G	83	08	4.00	28.00	17.72
G	83	09	4.00	42.00	16.99
G	83	10	10.00	58.00	15.94
G	83	11	2.00	55.00	16.08
G	83	12	8.00	47.00	15.55
G	84	01	10.00	40.00	12.30
G	84	02	6.00	14.00	11.60
G	84	03	7.00	20.00	12.10
G	84	04	4.00	12.00	12.60
G	84	05	6.00	16.00	14.10
G	84	06	5.00	12.00	14.70
G	84	07	7.00	22.00	16.00
G	84	08	4.00	17.00	15.10
G	84	09	3.00	6.00	14.90
G	84	10	4.00	8.00	14.60
G	84	11	7.00	15.00	14.40
G	84	12	16.00	51.00	13.10
G	85	01	131.00	120.00	2.13
G	85	02	136.00	137.00	2.10
G	85	03	120.00	128.00	2.18
G	85	04	90.00	85.00	2.45
G	85	05	66.00	89.00	2.41
G	85	06	66.00	94.00	2.59
G	85	07	62.00	82.00	2.69
G	85	08	81.00	64.00	2.50
G	85	09	98.00	73.00	2.40
G	85	10	82.00	92.00	2.17
G	85	11	6.00	27.00	2.05
G	85	12	15.00	155.00	2.15
I	86	01	29.00	31.00	3.97
I	86	02	23.00	26.00	3.96
I	86	03	31.00	41.00	3.98
I	86	04	26.00	27.00	4.34
I	86	05	20.00	11.00	4.14
I	86	06	11.00	11.00	4.16
I	86	07	27.00	21.00	4.03
I	86	08	23.00	17.00	4.48
I	86	09	14.00	16.00	4.29
I	86	10	15.00	15.00	4.19
I	86	11	20.00	32.00	4.17
I	86	12	18.00	27.00	3.48
I	87	01	52.00	42.00	4.83
I	87	02	60.00	54.00	4.95
I	87	03	77.00	60.00	5.09
I	87	04	63.00	48.00	5.11
I	87	05	26.00	32.00	5.15
I	87	06	37.00	34.00	5.13
I	87	07	40.00	61.00	4.29
I	87	08	31.00	45.00	5.50
I	87	09	36.00	42.00	5.25
I	87	10	37.00	43.00	5.54
I	87	11	37.00	40.00	5.00
I	87	12	54.00	51.00	4.52
I	88	01	168.00	209.00	0.82
I	88	02	183.00	227.00	1.10
I	88	03	156.00	233.00	1.16
I	88	04	117.00	201.00	1.41
I	88	05	97.00	149.00	1.55
I	88	06	61.00	125.00	1.61
I	88	07	45.00	94.00	1.27
I	88	08	46.00	71.00	0.94
I	88	09	62.00	102.00	1.01
I	88	10	93.00	118.00	1.06
I	88	11	104.00	161.00	0.97
I	88	12	124.00	158.00	1.02
I	89	01	60.00	122.00	3.03
I	89	02	52.00	112.00	2.92
I	89	03	31.00	50.00	3.16
I	89	04	12.00	13.00	3.10
I	89	05	21.00	35.00	2.95
I	89	06	12.00	13.00	2.89
I	89	07	12.00	24.00	2.85
I	89	08	11.00	20.00	3.04
I	89	09	13.00	22.00	2.79
I	89	10	18.00	22.00	3.10
I	89	11	30.00	29.00	3.28
I	89	12	23.00	31.00	3.00
I	90	01	.	.	0.15
I	90	02	.	.	0.11
I	90	03			0.12
I	90	04		.	0.12
I	90	05		.	0.11
I	90	06	.		0.13
I	90	07	.		0.13
I	90	08		.	0.17
I	90	09	.	.	0.15
I	90	10		.	0.15
I	90	11	.	.	0.14
I	90	12		.	0.15
I	91	01	47.00	27.00	9.74
I	91	02	45.00	25.00	8.69
I	91	03	50.00	45.00	9.46
I	91	04	46.00	40.00	8.68
I	91	05	26.00	24.00	9.19
I	91	06	12.00	13.00	10.26
I	91	07	20.00	24.00	10.88
I	91	08	22.00	39.00	12.78
I	91	09	30.00	63.00	13.25
I	91	10	74.00	108.00	11.84
I	91	11	56.00	42.00	12.13
I	91	12	87.00	57.00	9.78
I	92	01	14.00	18.00	6.09
I	92	02	18.00	23.00	5.44
I	92	03	20.00	28.00	5.87
I	92	04	17.00	20.00	5.72
I	92	05	19.00	25.00	4.91
I	92	06	35.00	35.00	5.65
I	92	07	32.00	31.00	6.53
I	92	08	18.00	22.00	7.64
I	92	09	10.00	12.00	11.93
I	92	10	18.00	13.00	12.85
I	92	11	17.00	15.00	11.62
I	92	12	45.00	24.00	13.72
I	93	01	42.00	127.00	2.60
I	93	02	34.00	20.00	2.97
I	93	03	47.00	27.00	2.95
I	93	04	35.00	27.00	2.71
I	93	05	24.00	21.00	2.83
I	93	06	12.00	18.00	2.93
I	93	07	19.00	36.00	2.83
I	93	08	18.00	45.00	2.99
I	93	09	28.00	37.00	3.18
I	93	10	30.00	39.00	3.23
I	93	11	22.00	22.00	3.01
I	93	12	15.00	30.00	2.73
I	94	01	26.00	49.00	12.94
I	94	02	33.00	55.00	13.32
I	94	03	23.00	39.00	12.95
I	94	04	28.00	33.00	14.04
I	94	05	29.00	51.00	13.58
I	94	06	19.00	41.00	13.60
I	94	07	15.00	44.00	14.15
I	94	08	16.00	32.00	15.11
I	94	09	9.00	12.00	14.21
I	94	10	14.00	37.00	13.89
I	94	11	13.00	52.00	13.26
I	94	12	12.00	33.00	13.35
I	95	01	362.00	63.00	0.06
I	95	02	490.00	35.00	0.06
I	95	03	445.00	31.00	0.10
I	95	04	136.00	67.00	0.07
I	95	05	316.00	68.00	0.09
I	95	06	297.00	57.00	0.08
I	95	07	155.00	30.00	0.15
I	95	08	340.00	34.00	0.13
I	95	09	381.00	54.00	0.06
I	95	10	634.00	55.00	0.05
I	95	11	526.00	59.00	0.06

Listing A 1

Raw Data Listings for Monthly BOD, TSS, and Flow Data
Used in Calculation of Long-Term Averages

Proposed Subpart	Mill	Sampling Month	BOD Conc (mg/l)	TSS Conc (mg/l)	Flow (mgd)
I	95	12	398.00	69.00	0.08
I	96	01	29.00	19.00	11.47
I	96	02	22.00	9.00	12.04
I	96	03	30.00	14.00	13.76
I	96	04	22.00	18.00	11.49
I	96	05	36.00	39.00	10.31
I	96	06	35.00	44.00	13.61
I	96	07	36.00	24.00	12.03
I	96	08	36.00	27.00	11.62
I	96	09	28.00	20.00	12.52
I	96	10	22.00	17.00	12.24
I	96	11	34.00	32.00	11.73
I	96	12	23.00	25.00	11.00
I	97	01	119.00	121.00	0.98
I	97	02	107.00	83.00	1.13
I	97	03	97.00	78.00	1.26
I	97	04	124.00	56.00	1.15
I	97	05	141.00	68.00	1.33
I	97	06	97.00	73.00	1.32
I	97	07	102.00	46.00	0.63
I	97	08	183.00	62.00	0.78
I	97	09	75.00	29.00	0.97
I	97	10	111.00	49.00	1.15
I	97	11	108.00	58.00	1.20
I	97	12	68.00	65.00	1.11
I	98	01	33.00	123.00	1.94
I	98	02	42.00	168.00	2.03
I	98	03	98.00	157.00	1.97
I	98	04	57.00	197.00	1.95
I	98	05	64.00	216.00	2.05
I	98	06	42.00	160.00	2.05
I	98	07	34.00	100.00	2.22
I	98	08	44.00	193.00	2.23
I	98	09	31.00	245.00	2.12
I	98	10	24.00	153.00	2.24
I	98	11	24.00	115.00	2.28
I	98	12	9.00	85.00	2.13
I	99	01	82.00	161.00	3.99
I	99	02	94.00	62.00	3.66
I	99	03	83.00	64.00	3.82
I	99	04	74.00	81.00	3.73
I	99	05	66.00	106.00	3.92
I	99	06	60.00	113.00	3.85
I	99	07	69.00	85.00	3.63
I	99	08	67.00	79.00	3.59
I	99	09	55.00	69.00	3.69
I	99	10	56.00	68.00	3.61
I	99	11	58.00	81.00	3.56
I	99	12	80.00	76.00	3.62
J	100	01	42.00	108.00	0.05
J	100	02	47.00	91.00	0.05
J	100	03	50.00	96.00	0.05
J	100	04	35.00	79.00	0.05
J	100	05	37.00	88.00	0.05
J	100	06	86.00	179.00	0.05
J	100	07	255.00	378.00	0.05
J	100	08	280.00	392.00	0.05
J	100	09	315.00	390.00	0.05
J	100	10	408.00	432.00	0.05
J	100	11	593.00	305.00	0.05
J	100	12	750.00	384.00	0.05
J	101	01	116.00	231.00	0.21
J	101	02	95.00	260.00	0.19
J	101	03	82.00	145.00	0.22
J	101	04	62.00	144.00	0.19
J	101	05	70.00	88.00	0.21
J	101	06	83.00	73.00	0.19
J	101	07	69.00	126.00	0.20
J	101	08	44.00	115.00	0.21
J	101	09	53.00	75.00	0.24
J	101	10	51.00	81.00	0.27
J	101	11	82.00	118.00	0.21
J	101	12	42.00	62.00	0.25
J	102	01	64.00	159.00	1.80
J	102	02	78.00	147.00	1.82
J	102	03	74.00	130.00	1.95
J	102	04	70.00	115.00	1.86
J	102	05	50.00	105.00	1.65
J	102	06	36.00	51.00	1.94
J	102	07	29.00	45.00	1.69
J	102	08	22.00	27.00	1.80
J	102	09	23.00	18.00	1.99
J	102	10	20.00	48.00	2.02
J	102	11	18.00	19.00	2.02
J	102	12	31.00	57.00	1.98
J	103	01	60.00	25.00	0.07
J	103	02	44.00	8.00	0.13
J	103	03	57.00	26.00	0.07
J	103	04	38.00	24.00	0.11
J	103	05	47.00	27.00	0.13
J	103	06	11.00	5.00	0.09
J	103	07	7.00	40.00	0.05
J	103	08	15.00	16.00	0.09
J	103	09	9.00	9.00	0.10
J	103	10	3.00	5.00	0.11
J	103	11	13.00	17.00	0.08
J	103	12	15.00	14.00	0.09
J	104	01	112.00	63.00	0.18
J	104	02	113.00	78.00	0.13
J	104	03	107.00	54.00	0.18
J	104	04	132.00	72.00	0.14
J	104	05	81.00	24.00	0.13
J	104	06	51.00	16.00	0.24
J	104	07	19.00	9.00	0.11
J	104	08	28.00	16.00	0.19
J	104	09	30.00	22.00	0.16
J	104	10	31.00	29.00	0.06
J	104	11	32.00	48.00	0.16
J	104	12	34.00	50.00	0.17
J	105	01	92.00	38.00	0.50
J	105	02	205.00	40.00	0.35
J	105	03	109.00	38.00	0.53
J	105	04	47.00	35.00	0.51
J	105	05	59.00	41.00	0.69
J	105	06	60.00	56.00	0.53
J	105	07	38.00	39.00	0.51
J	105	08	54.00	42.00	0.57
J	105	09	79.00	42.00	0.62
J	105	10	62.00	50.00	0.51
J	105	11	68.00	54.00	0.46
J	105	12	110.00	56.00	0.45
J	106	01	64.00	20.00	0.53
J	106	02	211.00	38.00	0.53
J	106	03	255.00	32.00	0.44
J	106	04	181.00	21.00	0.52
J	106	05	210.00	25.00	0.51
J	106	06	58.00	22.00	0.57
J	106	07	170.00	36.00	0.58
J	106	08	320.00	90.00	0.58
J	106	09	209.00	19.00	0.55
J	106	10	230.00	40.00	0.46
J	106	11	136.00	30.00	0.48
J	106	12			
J	107	01		.	0.24
J	107	02	21.00	99.00	0.22
J	107	03	18.00	58.00	0.22
J	107	04	19.00	46.00	0.25
J	107	05	15.00	26.00	0.27
J	107	06	20.00	53.00	0.27
J	107	07	21.00	37.00	0.27
J	107	08	18.00	42.00	0.31
J	107	09	19.00	75.00	0.31
J	107	10	16.00	34.00	0.25
J	107	11	20.00	96.00	0.27
J	107	12	16.00	93.00	0.29
J	108	01	42.00	106.00	0.58
J	108	02	43.00	95.00	0.52
J	108	03	36.00	67.00	0.54
J	108	04	23.00	31.00	0.59
J	108	05	26.00	15.00	0.54
J	108	06	22.00	26.00	0.46
J	108	07	31.00	33.00	0.44
J	108	08	16.00	20.00	0.53
J	108	09	18.00	22.00	0.49
J	108	10	16.00	14.00	0.44
J	108	11	14.00	22.00	0.47
J	108	12	60.00	44.00	0.46
J	109	01	58.00	126.00	0.97
J	109	02	61.00	304.00	1.01
J	109	03	25.00	68.00	1.02
J	109	04	26.00	103.00	0.97
J	109	05	26.00	110.00	1.14
J	109	06	46.00	114.00	1.10
J	109	07	43.00	155.00	1.04
J	109	08	37.00	125.00	1.02
J	109	09	56.00	159.00	1.20
J	109	10	32.00	126.00	1.27
J	109	11	23.00	67.00	1.12
J	109	12	35.00	117.00	1.18
J	110	01	37.00	40.00	0.92
J	110	02	60.00	132.00	0.98
J	110	03	68.00	241.00	0.95
J	110	04	15.00	13.00	0.99
J	110	05	6.00	10.00	1.04
J	110	06	6.00	8.00	1.07
J	110	07	23.00	14.00	1.20
J	110	08	11.00	11.00	1.11
J	110	09	10.00	18.00	1.18
J	110	10	31.00	49.00	1.22
J	110	11	29.00	33.00	1.19
J	110	12	22.00	36.00	1.17
J	111	01	9.00	6.00	1.59
J	111	02	8.00	8.00	1.49
J	111	03	8.00	7.00	1.50
J	111	04	5.00	7.00	1.37
J	111	05	4.00	7.00	1.36
J	111	06	3.00	7.00	1.67
J	111	07	3.00	7.00	1.60
J	111	08	3.00	8.00	1.64
J	111	09	4.00	6.00	1.86

Listing A - 1

Raw Data Listings for Monthly BOD, TSS, and Flow Data
Used in Calculation of Long-Term Averages

Proposed Subpart	Mill	Sampling Month	BOD Conc (mg/l)	TSS Conc (mg/l)	Flow (mgd)
J	111	10	9.00	9.00	1.89
J	111	11	7.00	8.00	1.98
J	111	12	9.00	7.00	1.83
J	112	01	174.00	110.00	0.20
J	112	02	140.00	96.00	0.21
J	112	03	123.00	75.00	0.29
J	112	04	85.00	81.00	0.34
J	112	05	40.00	46.00	0.48
J	112	06	37.00	26.00	0.46
J	112	07	17.00	10.00	0.36
J	112	08	27.00	9.00	0.39
J	112	09	42.00	45.00	0.37
J	112	10	65.00	48.00	0.35
J	112	11	67.00	55.00	0.35
J	112	12	115.00	81.00	0.24
J	113	01	42.00	90.00	0.06
J	113	02	219.00	1075.00	0.05
J	113	03	74.00	172.00	0.03
J	113	04	75.00	289.00	0.04
J	113	05	45.00	111.00	0.03
J	113	06	30.00	88.00	0.04
J	113	07	33.00	71.00	0.04
J	113	08	28.00	86.00	0.04
J	113	09	38.00	109.00	0.03
J	113	10	28.00	88.00	0.03
J	113	11	246.00	1285.00	0.04
J	113	12	179.00	327.00	0.06
J	114	01	44.00	27.00	0.58
J	114	02	8.00	1.00	0.18
J	114	03	39.00	13.00	0.44
J	114	04	23.00	16.00	0.55
J	114	05	10.00	13.00	0.54
J	114	06	16.00	8.00	0.59
J	114	07	14.00	17.00	0.47
J	114	08	20.00	16.00	0.55
J	114	09	27.00	33.00	0.51
J	114	10	38.00	17.00	0.55
J	114	11	32.00	24.00	0.55
J	114	12	49.00	20.00	0.54
J	115	01	209.00	120.00	0.23
J	115	02	192.00	108.00	0.29
J	115	03	167.00	108.00	0.35
J	115	04	127.00	107.00	0.28
J	115	05	114.00	104.00	0.25
J	115	06	84.00	109.00	0.23
J	115	07	68.00	177.00	0.21
J	115	08	71.00	98.00	0.19
J	115	09	89.00	145.00	0.18
J	115	10	107.00	131.00	0.17
J	115	11	93.00	105.00	0.20
J	115	12	158.00	113.00	0.25
J	116	01	25.00	27.00	0.88
J	116	02	30.00	26.00	0.80
J	116	03	30.00	29.00	0.85
J	116	04	29.00	21.00	0.87
J	116	05	27.00	28.00	0.81
J	116	06	19.00	23.00	0.92
J	116	07	17.00	24.00	0.82
J	116	08	21.00	20.00	0.81
J	116	09	25.00	28.00	0.77
J	116	10	26.00	25.00	0.81
J	116	11	28.00	29.00	0.67
J	116	12	31.00	28.00	0.64
J	117	01	14.00	6.00	2.90
J	117	02	11.00	9.00	2.92
J	117	03	10.00	7.00	3.01
J	117	04	4.00	5.00	5.45
J	117	05	3.00	4.00	6.96
J	117	06	3.00	3.00	7.97
J	117	07	3.00	3.00	6.09
J	117	08	6.00	6.00	3.31
J	117	09	9.00	10.00	3.03
J	117	10	11.00	8.00	3.09
J	117	11	8.00	5.00	3.17
J	117	12	20.00	6.00	3.11
J	118	01	134.00	67.00	0.08
J	118	02	88.00	83.00	0.05
J	118	03	57.00	94.00	0.09
J	118	04	47.00	73.00	0.07
J	118	05	43.00	61.00	0.08
J	118	06	15.00	26.00	0.08
J	118	07	18.00	20.00	0.03
J	118	08	22.00	31.00	0.04
J	118	09	15.00	16.00	0.04
J	118	10	29.00	38.00	0.04
J	118	11	43.00	41.00	0.02
J	118	12	124.00	73.00	0.06
J	119	01	312.00	230.00	0.07
J	119	02	406.00	372.00	0.07
J	119	03	350.00	515.00	0.07
J	119	04	232.00	360.00	0.08
J	119	05	231.00	334.00	0.08
J	119	06	164.00	308.00	0.10
J	119	07	144.00	156.00	0.09
J	119	08	108.00	285.00	0.08
J	119	09	166.00	409.00	0.08
J	119	10	268.00	377.00	0.11
J	119	11	358.00	279.00	0.10
J	119	12	455.00	159.00	0.10
J	120	01	37.00	104.00	0.40
J	120	02	42.00	103.00	0.32
J	120	03	42.00	99.00	0.30
J	120	04	13.00	70.00	0.26
J	120	05	8.00	68.00	0.35
J	120	06	5.00	59.00	0.30
J	120	07	5.00	44.00	0.28
J	120	08	6.00	52.00	0.26
J	120	09	8.00	77.00	0.28
J	120	10	5.00	45.00	0.28
J	120	11	9.00	55.00	0.30
J	120	12	13.00	66.00	0.25
J	121	01	35.00	33.00	0.13
J	121	02	28.00	28.00	0.13
J	121	03	41.00	40.00	0.12
J	121	04	26.00	45.00	0.11
J	121	05	32.00	36.00	0.11
J	121	06	23.00	28.00	0.11
J	121	07	93.00	154.00	0.11
J	121	08	27.00	36.00	0.11
J	121	09	29.00	34.00	0.12
J	121	10	21.00	27.00	0.12
J	121	11	23.00	36.00	0.12
J	121	12	34.00	36.00	0.11
J	122	01	36.00	31.00	1.11
J	122	02	35.00	31.00	1.41
J	122	03	33.00	61.00	1.27
J	122	04	42.00	49.00	1.45
J	122	05	45.00	39.00	1.48
J	122	06	41.00	41.00	1.28
J	122	07	40.00	35.00	1.29
J	122	08	41.00	41.00	1.41
J	122	09	37.00	53.00	1.33
J	122	10	37.00	47.00	1.26
J	122	11	58.00	50.00	1.40
J	122	12	47.00	66.00	1.34
J	123	01	153.00	173.00	0.53
J	123	02	168.00	170.00	0.55
J	123	03	136.00	124.00	0.45
J	123	04	93.00	60.00	0.52
J	123	05	50.00	50.00	0.43
J	123	06	70.00	68.00	0.58
J	123	07	52.00	41.00	0.51
J	123	08	36.00	41.00	0.57
J	123	09	56.00	67.00	0.63
J	123	10	78.00	132.00	0.61
J	123	11	113.00	174.00	0.53
J	123	12	232.00	155.00	0.53
J	124	01	81.00	36.00	1.40
J	124	02	109.00	24.00	1.70
J	124	03	116.00	22.00	1.20
J	124	04	111.00	32.00	0.60
J	124	05	58.00	50.00	0.40
J	124	06	32.00	51.00	1.74
J	124	07	41.00	66.00	2.54
J	124	08	20.00	30.00	1.61
J	124	09	13.00	17.00	1.41
J	124	10	16.00	27.00	0.79
J	124	11	19.00	33.00	1.16
J	124	12	17.00	35.00	0.59
J	125	01	25.00	21.00	0.63
J	125	02	24.00	27.00	0.65
J	125	03	24.00	28.00	0.58
J	125	04	19.00	20.00	0.62
J	125	05	17.00	6.00	0.59
J	125	06	18.00	9.00	0.57
J	125	07	14.00	12.00	0.45
J	125	08	15.00	15.00	0.59
J	125	09	19.00	11.00	0.53
J	125	10	27.00	22.00	0.54
J	125	11	19.00	10.00	0.61
J	125	12	23.00	11.00	0.59
J	126	01	164.00	112.00	0.04
J	126	02	695.00	97.00	0.03
J	126	03	1312.00	102.00	0.03
J	126	04	1068.00	105.00	0.03
J	126	05	714.00	101.00	0.04
J	126	06	1079.00	86.00	0.04
J	126	07	827.00	99.00	0.03
J	126	08	1354.00	131.00	0.02
J	126	09	1379.00	81.00	0.03
J	126	10	1302.00	107.00	0.03
J	126	11	986.00	96.00	0.03
J	126	12	838.00	164.00	0.03
J	127	01	40.00	46.00	0.11
J	127	02	40.00	47.00	0.08
J	127	03	19.00	28.00	0.09
J	127	04	14.00	19.00	0.10
J	127	05	24.00	34.00	0.11
J	127	06	25.00	32.00	0.14
J	127	07	17.00	19.00	0.12

Listing A - 1

Raw Data Listings for Monthly BOD, TSS, and Flow Data
Used in Calculation of Long-Term Averages

Proposed Subpart	Mill	Sampling Month	BOD Conc (mg/l)	TSS Conc (mg/l)	Flow (mgd)
J	127	08	18.00	21.00	0.10
J	127	09	22.00	27.00	0.14
J	127	10	33.00	28.00	0.12
J	127	11	13.00	40.00	0.18
J	127	12	22.00	28.00	0.18
K	128	01	11.00	8.00	3.85
K	128	02	11.00	10.00	3.94
K	128	03	13.00	5.00	3.64
K	128	04	11.00	8.00	4.29
K	128	05	22.00	8.00	4.55
K	128	06	32.00	9.00	4.50
K	128	07	11.00	7.00	3.61
K	128	08	20.00	9.00	4.84
K	128	09	16.00	9.00	4.62
K	128	10	20.00	11.00	4.27
K	128	11	18.00	9.00	4.27
K	128	12	13.00	4.00	3.95
K	129	01	21.00	25.00	6.70
K	129	02	19.00	25.00	6.80
K	129	03	28.00	31.00	6.50
K	129	04	22.00	21.00	6.80
K	129	05	28.00	32.00	7.30
K	129	06	32.00	26.00	7.70
K	129	07	37.00	25.00	7.20
K	129	08	39.00	32.00	8.60
K	129	09	29.00	27.00	8.60
K	129	10	33.00	29.00	7.40
K	129	11	33.00	40.00	7.70
K	129	12	30.00	36.00	7.10
K	130	01	4.00	6.00	4.46
K	130	02	5.00	5.00	4.14
K	130	03	6.00	8.00	5.49
K	130	04	11.00	16.00	6.96
K	130	05	17.00	24.00	5.61
K	130	06	30.00	42.00	4.79
K	130	07	30.00	28.00	3.61
K	130	08	34.00	27.00	3.81
K	130	09	22.00	22.00	4.27
K	130	10	39.00	29.00	4.25
K	130	11	25.00	24.00	5.62
K	130	12	25.00	17.00	4.01
K	131	01	150.00	63.00	1.10
K	131	02	178.00	43.00	1.16
K	131	03	160.00	30.00	1.26
K	131	04	182.00	42.00	1.14
K	131	05	148.00	35.00	1.26
K	131	06	117.00	51.00	1.12
K	131	07	16.00	16.00	1.12
K	131	08	9.00	19.00	1.01
K	131	09	2.00	6.00	1.55
K	131	10	5.00	15.00	1.49
K	131	11	10.00	3.00	1.51
K	131	12	25.00	32.00	1.32
K	132	01	10.00	5.00	2.00
K	132	02	10.00	7.00	1.90
K	132	03	8.00	9.00	2.20
K	132	04	10.00	5.00	2.10
K	132	05	7.00	3.00	2.00
K	132	06	7.00	5.00	2.20
K	132	07	15.00	10.00	2.50
K	132	08	6.00	4.00	1.80
K	132	09	8.00	6.00	2.10
K	132	10	3.00	4.00	2.20
K	132	11	6.00	6.00	2.20
K	132	12	10.00	5.00	2.20
K	133	01	99.00	69.00	1.72
K	133	02	110.00	73.00	1.58
K	133	03	148.00	49.00	1.53
K	133	04	75.00	76.00	1.56
K	133	05	37.00	84.00	1.83
K	133	06	58.00	110.00	1.66
K	133	07	69.00	57.00	1.49
K	133	08	37.00	57.00	1.63
K	133	09	61.00	68.00	1.60
K	133	10	84.00	25.00	1.63
K	133	11	92.00	32.00	1.70
K	133	12	49.00	31.00	1.65
K	134	01	41.00	19.00	1.53
K	134	02	56.00	22.00	1.60
K	134	03	59.00	14.00	1.56
K	134	04	56.00	16.00	1.57
K	134	05	51.00	20.00	1.62
K	134	06	44.00	18.00	1.62
K	134	07	39.00	19.00	0.97
K	134	08	45.00	13.00	1.54
K	134	09	59.00	14.00	1.57
K	134	10	66.00	14.00	1.54
K	134	11	58.00	21.00	1.50
K	134	12	42.00	10.00	1.41
K	135	01	11.00	23.00	3.19
K	135	02	12.00	22.00	3.33
K	135	03	17.00	24.00	3.43
K	135	04	18.00	31.00	3.64
K	135	05	14.00	25.00	3.10
K	135	06	18.00	21.00	3.49
K	135	07	34.00	23.00	3.38
K	135	08	19.00	12.00	3.69
K	135	09	21.00	20.00	3.82
K	135	10	38.00	27.00	3.54
K	135	11	25.00	33.00	3.53
K	135	12	20.00	24.00	3.63
L	136	01	3.00	14.00	1.70
L	136	02	4.00	10.00	1.90
L	136	03	3.00	11.00	2.00
L	136	04	2.00	13.00	2.00
L	136	05	4.00	12.00	1.90
L	136	06	3.00	7.00	2.20
L	136	07	3.00	17.00	1.80
L	136	08	2.00	10.00	2.00
L	136	09	3.00	5.00	2.40
L	136	10	3.00	12.00	2.00
L	136	11	4.00	9.00	1.80
L	136	12	4.00	14.00	2.10
L	137	01	5.00	5.00	0.74
L	137	02	9.00	12.00	0.67
L	137	03	8.00	11.00	0.65
L	137	04	5.00	8.00	0.72
L	137	05	5.00	10.00	0.67
L	137	06	3.00	3.00	0.70
L	137	07	6.00	9.00	0.66
L	137	08	5.00	9.00	0.67
L	137	09	9.00	16.00	0.67
L	137	10	7.00	12.00	0.67
L	137	11	9.00	10.00	0.61
L	137	12	12.00	15.00	0.65
L	138	01	1.00	2.00	3.02
L	138	02	1.00	2.00	3.05
L	138	03	1.00	2.00	3.30
L	138	04	2.00	3.00	2.30
L	138	05	2.00	1.00	2.18
L	138	06	3.00	2.00	2.79
L	138	07	4.00	2.00	3.37
L	138	08	4.00	1.00	3.22
L	138	09	2.00	1.00	3.09
L	138	10	5.00	3.00	3.39
L	138	11	6.00	2.00	3.38
L	138	12	1.00	1.00	2.94
L	139	01	22.00	52.00	8.90
L	139	02	26.00	51.00	8.30
L	139	03	33.00	46.00	8.30
L	139	04	35.00	49.00	8.55
L	139	05	34.00	52.00	8.10
L	139	06	32.00	62.00	7.20
L	139	07	35.00	42.00	7.90
L	139	08	29.00	55.00	9.60
L	139	09	29.00	44.00	9.80
L	139	10	30.00	49.00	8.60
L	139	11	31.00	57.00	7.70
L	139	12	41.00	52.00	7.90
L	140	01	20.68	12.77	6.44
L	140	02	20.37	10.75	6.73
L	140	03	22.84	13.09	6.10
L	140	04	27.83	28.57	6.24
L	140	05	21.84	25.44	6.63
L	140	06	21.99	20.89	6.88
L	140	07	19.45	17.09	6.48
L	140	08	16.59	11.35	7.50
L	140	09	16.30	11.53	7.10
L	140	10	14.63	13.47	8.37
L	140	11	16.22	12.16	8.95
L	140	12	15.04	10.34	8.27
L	141	01	.		
L	141	02			
L	141	03	53.00	29.00	0.02
L	141	04	57.00	33.00	0.04
L	141	05	46.00	18.00	0.06
L	141	06	89.00	42.00	0.07
L	141	07	105.00	46.00	0.07
L	141	08	126.00	40.00	0.10
L	141	09	54.00	13.00	0.05
L	141	10	.		
L	141	11			
L	141	12	60.00	12.00	0.08
L	142	01	6.80	1.70	1.69
L	142	02	6.80	1.20	1.70
L	142	03	7.20	2.10	1.93
L	142	04	5.20	2.20	1.92
L	142	05	5.10	1.40	1.84
L	142	06	5.60	1.60	1.84
L	142	07	4.90	2.10	1.90
L	142	08	6.60	2.70	1.84
L	142	09	6.50	2.40	1.81
L	142	10	3.50	2.80	1.81
L	142	11	4.40	1.60	1.82
L	142	12	4.60	2.30	1.82
L	143	01	131.00	11.00	0.04
L	143	02	80.00	14.00	0.05
L	143	03	93.00	17.00	0.06
L	143	04	82.00	10.00	0.06
L	143	05	74.00	5.00	0.08

Listing A 1

Raw Data Listings for Monthly BOD, TSS, and Flow Data
Used in Calculation of Long-Term Averages

Proposed Subpart	Mill	Sampling Month	BOD Conc (mg/l)	TSS Conc (mg/l)	Flow (mgd)
L	143	06	86.00	15.00	0.04
L	143	07	59.00	17.00	0.03
L	143	08	54.00	14.00	0.03
L	143	09	67.00	10.00	0.03
L	143	10	113.00	12.00	0.03
L	143	11	83.00	11.00	0.07
L	143	12	87.00	10.00	0.05
L	144	01	13.00	20.00	0.93
L	144	02	16.00	38.00	0.74
L	144	03	27.00	54.00	0.68
L	144	04	18.00	15.00	0.75
L	144	05	19.00	19.00	0.83
L	144	06	11.00	15.00	0.87
L	144	07	18.00	18.00	1.04
L	144	08	9.00	4.00	1.23
L	144	09	8.00	14.00	0.79
L	144	10	21.00	24.00	0.96
L	144	11	11.00	13.00	1.03
L	144	12	13.00	21.00	1.00
L	145	01	17.00	18.00	0.48
L	145	02	23.00	18.00	0.50
L	145	03	22.00	10.00	0.48
L	145	04	19.00	21.00	0.50
L	145	05	7.00	32.00	0.50
L	145	06	7.00	10.00	0.40
L	145	07	10.00	89.00	0.40
L	145	08	5.00	10.00	0.55
L	145	09	4.00	16.00	0.53
L	145	10	15.00	30.00	0.50
L	145	11	19.00	36.00	0.49
L	145	12	16.00	22.00	0.48

Listing A - 2

Raw Data Listing of Daily BOD, TSS, and Flow Data
Used in Calculations of Variabililty Factors

Proposed Subpart	Mill	Sampling Date	BOD Conc (mg/l)	TSS Conc (mg/l)	Flow (mgd)
B	1	01/01/89	24.00	50.00	53.00
B	1	01/02/89	28.00	40.00	53.00
B	1	01/03/89	30.00	58.00	51.00
B	1	01/04/89	31.00	70.00	51.00
B	1	01/05/89	27.00	38.00	48.00
B	1	01/06/89	28.00	50.00	50.00
B	1	01/07/89	27.00	48.00	52.00
B	1	01/08/89	22.00	46.00	52.00
B	1	01/09/89	21.00	42.00	52.00
B	1	01/10/89	26.00	50.00	50.00
B	1	01/11/89	30.00	58.00	50.00
B	1	01/12/89	23.00	66.00	50.00
B	1	01/13/89	22.00	54.00	53.00
B	1	01/14/89	27.00	72.00	52.00
B	1	01/15/89	24.00	54.00	55.00
B	1	01/16/89	25.00	60.00	52.00
B	1	01/17/89	20.00	42.00	54.00
B	1	01/18/89	18.00	22.00	54.00
B	1	01/19/89	23.00	34.00	52.00
B	1	01/20/89	23.00	44.00	55.00
B	1	01/21/89	29.00	78.00	55.00
B	1	01/22/89	37.00	96.00	54.00
B	1	01/23/89	28.00	54.00	54.00
B	1	01/24/89	22.00	34.00	53.00
B	1	01/25/89	24.00	52.00	50.00
B	1	01/26/89	23.00	56.00	52.00
B	1	01/27/89	24.00	38.00	53.00
B	1	01/28/89	24.00	50.00	55.00
B	1	01/29/89	26.00	46.00	55.00
B	1	01/30/89	31.00	38.00	51.00
B	1	01/31/89	34.00	56.00	53.00
B	1	02/01/89	33.00	52.00	46.00
B	1	02/02/89	33.00	74.00	49.00
B	1	02/03/89	30.00	64.00	52.00
B	1	02/04/89	30.00	80.00	53.00
B	1	02/05/89	24.00	72.00	54.00
B	1	02/06/89	25.00	70.00	51.00
B	1	02/07/89	25.00	56.00	56.00
B	1	02/08/89	30.00	82.00	50.00
B	1	02/09/89	31.00	62.00	42.00
B	1	02/10/89	26.00	58.00	48.00
B	1	02/11/89	34.00	76.00	55.00
B	1	02/12/89	37.00	78.00	56.00
B	1	02/13/89	27.00	50.00	56.00
B	1	02/14/89	26.00	40.00	55.00
B	1	02/15/89	31.00	80.00	55.00
B	1	02/16/89	29.00	42.00	55.00
B	1	02/17/89	33.00	96.00	55.00
B	1	02/18/89	31.00	100.00	55.00
B	1	02/19/89	36.00	84.00	55.00
B	1	02/20/89	35.00	74.00	50.00
B	1	02/21/89	38.00	74.00	50.00
B	1	02/22/89	43.00	80.00	47.00
B	1	02/23/89	50.00	102.00	54.00
B	1	02/24/89	46.00	96.00	52.00
B	1	02/25/89	38.00	78.00	55.00
B	1	02/26/89	38.00	80.00	54.00
B	1	02/27/89	47.00	106.00	53.00
B	1	02/28/89	52.00	100.00	53.00
B	1	03/01/89	44.00	108.00	52.00
B	1	03/02/89	42.00	86.00	47.00
B	1	03/03/89	34.00	54.00	49.00
B	1	03/04/89	34.00	70.00	50.00
B	1	03/05/89	29.00	62.00	50.00
B	1	03/06/89	32.00	72.00	52.00
B	1	03/07/89	36.00	74.00	52.00
B	1	03/08/89	30.00	72.00	50.00
B	1	03/09/89	31.00	74.00	52.00
B	1	03/10/89	29.00	52.00	52.00
B	1	03/11/89	26.00	52.00	55.00
B	1	03/12/89	24.00	54.00	56.00
B	1	03/13/89	28.00	52.00	56.00
B	1	03/14/89	35.00	60.00	54.00
B	1	03/15/89	31.00	54.00	53.00
B	1	03/16/89	29.00	50.00	53.00
B	1	03/17/89	31.00	78.00	50.00
B	1	03/18/89	28.00	60.00	55.00
B	1	03/19/89	33.00	90.00	53.00
B	1	03/20/89	32.00	88.00	50.00
B	1	03/21/89	42.00	78.00	52.00
B	1	03/22/89	39.00	96.00	52.00
B	1	03/23/89	50.00	94.00	47.00
B	1	03/24/89	47.00	86.00	52.00
B	1	03/25/89	45.00	100.00	50.00
B	1	03/26/89	31.00	82.00	50.00
B	1	03/27/89	27.00	68.00	51.00
B	1	03/28/89	26.00	62.00	50.00
B	1	03/29/89	23.00	52.00	52.00
B	1	03/30/89	26.00	50.00	54.00
B	1	03/31/89	29.00	52.00	55.00
B	1	04/01/89	27.00	44.00	51.00
B	1	04/02/89	23.00	30.00	54.00
B	1	04/03/89	22.00	30.00	53.00
B	1	04/04/89	24.00	48.00	50.00
B	1	04/05/89	25.00	50.00	50.00
B	1	04/06/89	31.00	78.00	53.00
B	1	04/07/89	42.00	112.00	50.00
B	1	04/08/89	44.00	130.00	50.00
B	1	04/09/89	35.00	104.00	49.00
B	1	04/10/89	32.00	98.00	48.00
B	1	04/11/89	31.00	72.00	51.00
B	1	04/12/89	39.00	112.00	54.00
B	1	04/13/89	33.00	78.00	49.00
B	1	04/14/89	28.00	64.00	50.00
B	1	04/15/89	.	80.00	52.00
B	1	04/16/89	38.00	70.00	50.00
B	1	04/17/89	38.00	80.00	48.00
B	1	04/18/89	28.00	56.00	48.00
B	1	04/19/89	24.00	50.00	53.00
B	1	04/20/89	33.00	62.00	53.00
B	1	04/21/89	25.00	52.00	51.00
B	1	04/22/89	22.00	38.00	50.00
B	1	04/23/89	25.00	80.00	48.00
B	1	04/24/89	26.00	50.00	54.00
B	1	04/25/89	28.00	50.00	51.00
B	1	04/26/89	28.00	66.00	52.00
B	1	04/27/89	32.00	60.00	48.00
B	1	04/28/89	28.00	70.00	50.00
B	1	04/29/89	24.00	54.00	50.00
B	1	04/30/89	29.00	78.00	51.00
B	1	05/01/89	32.00	82.00	51.00
B	1	05/02/89	53.00	94.00	55.00
B	1	05/03/89	50.00	112.00	53.00
B	1	05/04/89	49.00	104.00	50.00
B	1	05/05/89	52.00	116.00	50.00
B	1	05/06/89	53.00	88.00	50.00
B	1	05/07/89	45.00	98.00	43.00
B	1	05/08/89	43.00	100.00	30.00
B	1	05/09/89	46.00	92.00	5.00
B	1	05/10/89	44.00	86.00	5.00
B	1	05/11/89	39.00	58.00	15.00
B	1	05/12/89	42.00	72.00	24.00
B	1	05/13/89	40.00	104.00	41.00
B	1	05/14/89	41.00	100.00	47.00
B	1	05/15/89	40.00	98.00	51.00
B	1	05/16/89	40.00	82.00	45.00
B	1	05/17/89	31.00	84.00	.
B	1	05/18/89	30.00	82.00	50.00
B	1	05/19/89	22.00	54.00	45.00
B	1	05/20/89	21.00	50.00	48.00
B	1	05/21/89	28.00	54.00	50.00
B	1	05/22/89	36.00	74.00	50.00
B	1	05/23/89	40.00	80.00	51.00
B	1	05/24/89	35.00	72.00	51.00
B	1	05/25/89	24.00	54.00	46.00
B	1	05/26/89	23.00	60.00	46.00
B	1	05/27/89	20.00	64.00	46.00
B	1	05/28/89	26.00	66.00	50.00
B	1	05/29/89	33.00	84.00	49.00
B	1	05/30/89	26.00	62.00	45.00
B	1	05/31/89	22.00	52.00	49.00
B	1	06/01/89	23.00	50.00	46.00
B	1	06/02/89	23.00	62.00	47.00
B	1	06/03/89	20.00	46.00	48.00
B	1	06/04/89	16.00	40.00	48.00
B	1	06/05/89	16.00	46.00	46.00
B	1	06/06/89	24.00	58.00	47.00
B	1	06/07/89	29.00	66.00	49.00
B	1	06/08/89	24.00	68.00	47.00
B	1	06/09/89	30.00	66.00	50.00
B	1	06/10/89	30.00	66.00	50.00
B	1	06/11/89	29.00	62.00	50.00
B	1	06/12/89	26.00	60.00	50.00
B	1	06/13/89	48.00	60.00	49.00
B	1	06/14/89	30.00	60.00	48.00
B	1	06/15/89	30.00	42.00	50.00
B	1	06/16/89	17.00	42.00	47.00
B	1	06/17/89	17.00	42.00	51.00
B	1	06/18/89	17.00	42.00	52.00
B	1	06/19/89	17.00	38.00	52.00
B	1	06/20/89	15.00	54.00	51.00
B	1	06/21/89	22.00	60.00	49.00
B	1	06/22/89	21.00	50.00	50.00
B	1	06/23/89	26.00	78.00	48.00
B	1	06/24/89	26.00	42.00	50.00
B	1	06/25/89	24.00	66.00	50.00
B	1	06/26/89	24.00	64.00	45.00
B	1	06/27/89	21.00	64.00	46.00
B	1	06/28/89	15.00	36.00	49.00
B	1	06/29/89	13.00	28.00	47.00
B	1	06/30/89	11.00	52.00	50.00
B	1	07/01/89	14.00	48.00	50.00
B	1	07/02/89	12.00	34.00	50.00
B	1	07/03/89	13.00	54.00	48.00
B	1	07/04/89	15.00	28.00	48.00
B	1	07/05/89	17.00	44.00	46.00
B	1	07/06/89	18.00	46.00	47.00
B	1	07/07/89	13.00	30.00	51.00
B	1	07/08/89	11.00	34.00	50.00
B	1	07/09/89	11.00	26.00	51.00

Listing A 2

Raw Data Listing of Daily BOD, TSS, and Flow Data
Used in Calculations of Variabilility Factors

Proposed Subpart	Mill	Sampling Date	BOD Conc (mg/l)	TSS Conc (mg/l)	Flow (mgd)
B	1	07/10/89	11.00	28.00	49.00
B	1	07/11/89	22.00	38.00	50.00
B	1	07/12/89	26.00	56.00	48.00
B	1	07/13/89	27.00	30.00	46.00
B	1	07/14/89	28.00	46.00	47.00
B	1	07/15/89	21.00	70.00	47.00
B	1	07/16/89	23.00	38.00	46.00
B	1	07/17/89	26.00	56.00	48.00
B	1	07/18/89	24.00	36.00	50.00
B	1	07/19/89	26.00	68.00	49.00
B	1	07/20/89	32.00	74.00	49.00
B	1	07/21/89	33.00	84.00	48.00
B	1	07/22/89	30.00	80.00	46.00
B	1	07/23/89	32.00	84.00	45.00
B	1	07/24/89	37.00	84.00	46.00
B	1	07/25/89	36.00	80.00	47.00
B	1	07/26/89	33.00	88.00	48.00
B	1	07/27/89	35.00	78.00	46.00
B	1	07/28/89	38.00	84.00	48.00
B	1	07/29/89	35.00	86.00	46.00
B	1	07/30/89	22.00	44.00	47.00
B	1	07/31/89	23.00	64.00	49.00
B	1	08/01/89	23.00	34.00	49.00
B	1	08/02/89	23.00	60.00	44.00
B	1	08/03/89	27.00	66.00	50.00
B	1	08/04/89	27.00	56.00	48.00
B	1	08/05/89	.	54.00	50.00
B	1	08/06/89	29.00	72.00	50.00
B	1	08/07/89	39.00	86.00	48.00
B	1	08/08/89	35.00	76.00	48.00
B	1	08/09/89	36.00	84.00	47.00
B	1	08/10/89	47.00	80.00	46.00
B	1	08/11/89	41.00	108.00	47.00
B	1	08/12/89	35.00	100.00	47.00
B	1	08/13/89	39.00	122.00	50.00
B	1	08/14/89	43.00	110.00	43.00
B	1	08/15/89	41.00	100.00	49.00
B	1	08/16/89	38.00	100.00	45.00
B	1	08/17/89	31.00	68.00	49.00
B	1	08/18/89	22.00	56.00	45.00
B	1	08/19/89	21.00	70.00	48.00
B	1	08/20/89	20.00	102.00	49.00
B	1	08/21/89	23.00	46.00	48.00
B	1	08/22/89	25.00	62.00	49.00
B	1	08/23/89	26.00	58.00	46.00
B	1	08/24/89	25.00	60.00	45.00
B	1	08/25/89	29.00	64.00	49.00
B	1	08/26/89	24.00	46.00	49.00
B	1	08/27/89	25.00	58.00	50.00
B	1	08/28/89	32.00	64.00	50.00
B	1	08/29/89	33.00	66.00	49.00
B	1	08/30/89	22.00	56.00	43.00
B	1	08/31/89	22.00	56.00	48.00
B	1	09/01/89	15.00	52.00	49.00
B	1	09/02/89	17.00	68.00	47.00
B	1	09/03/89	16.00	58.00	49.00
B	1	09/04/89	20.00	70.00	45.00
B	1	09/05/89	24.00	50.00	46.00
B	1	09/06/89	25.00	72.00	45.00
B	1	09/07/89	24.00	38.00	45.00
B	1	09/08/89	26.00	84.00	43.00
B	1	09/09/89	22.00	68.00	44.00
B	1	09/10/89	23.00	82.00	47.00
B	1	09/11/89	29.00	66.00	47.00
B	1	09/12/89	30.00	64.00	45.00
B	1	09/13/89	25.00	62.00	44.00
B	1	09/14/89	23.00	54.00	45.00
B	1	09/15/89	22.00	52.00	49.00
B	1	09/16/89	24.00	66.00	45.00
B	1	09/17/89	22.00	56.00	47.00
B	1	09/18/89	23.00	54.00	46.00
B	1	09/19/89	26.00	60.00	47.00
B	1	09/20/89	22.00	44.00	48.00
B	1	09/21/89	22.00	50.00	48.00
B	1	09/22/89	28.00	58.00	46.00
B	1	09/23/89	.	50.00	47.00
B	1	09/24/89	23.00	56.00	47.00
B	1	09/25/89	24.00	52.00	45.00
B	1	09/26/89	22.00	44.00	41.00
B	1	09/27/89	21.00	62.00	49.00
B	1	09/28/89	20.00	50.00	44.00
B	1	09/29/89	14.00	42.00	42.00
B	1	09/30/89	.	42.00	48.00
B	1	10/01/89	19.00	56.00	41.00
B	1	10/02/89	37.00	74.00	35.00
B	1	10/03/89	48.00	86.00	40.00
B	1	10/04/89	39.00	78.00	37.00
B	1	10/05/89	47.00	88.00	44.00
B	1	10/06/89	42.00	100.00	46.00
B	1	10/07/89	51.00	96.00	14.00
B	1	10/08/89	48.00	96.00	44.00
B	1	10/09/89	84.00	106.00	47.00
B	1	10/10/89	70.00	116.00	50.00
B	1	10/11/89	70.00	112.00	48.00
B	1	10/12/89	75.00	106.00	45.00
B	1	10/13/89	63.00	90.00	48.00
B	1	10/14/89	61.00	96.00	50.00
B	1	10/15/89	60.00	90.00	48.00
B	1	10/16/89	57.00	98.00	46.00
B	1	10/17/89	39.00	74.00	49.00
B	1	10/18/89	41.00	70.00	49.00
B	1	10/19/89	48.00	92.00	42.00
B	1	10/20/89	49.00	70.00	45.00
B	1	10/21/89	37.00	58.00	48.00
B	1	10/22/89	33.00	50.00	49.00
B	1	10/23/89	.	52.00	48.00
B	1	10/24/89	38.00	56.00	49.00
B	1	10/25/89	32.00	106.00	49.00
B	1	10/26/89	31.00	42.00	45.00
B	1	10/27/89	29.00	60.00	50.00
B	1	10/28/89	28.00	40.00	45.00
B	1	10/29/89	28.00	46.00	48.00
B	1	10/30/89	29.00	46.00	49.00
B	1	10/31/89	25.00	24.00	46.00
B	1	11/01/89	22.00	32.00	51.00
B	1	11/02/89	23.00	18.00	46.00
B	1	11/03/89	26.00	18.00	44.00
B	1	11/04/89	23.00	24.00	46.00
B	1	11/05/89	24.00	8.00	48.00
B	1	11/06/89	27.00	32.00	48.00
B	1	11/07/89	26.00	36.00	45.00
B	1	11/08/89	27.00	34.00	48.00
B	1	11/09/89	32.00	42.00	46.00
B	1	11/10/89	39.00	54.00	48.00
B	1	11/11/89	31.00	42.00	50.00
B	1	11/12/89	30.00	42.00	48.00
B	1	11/13/89	29.00	52.00	42.00
B	1	11/14/89	31.00	58.00	42.00
B	1	11/15/89	33.00	38.00	43.00
B	1	11/16/89	32.00	44.00	42.00
B	1	11/17/89	28.00	44.00	15.00
B	1	11/18/89	26.00	38.00	45.00
B	1	11/19/89	27.00	42.00	42.00
B	1	11/20/89	27.00	32.00	44.00
B	1	11/21/89	30.00	32.00	43.00
B	1	11/22/89	27.00	50.00	45.00
B	1	11/23/89	28.00	64.00	42.00
B	1	11/24/89	32.00	56.00	45.00
B	1	11/25/89	28.00	68.00	46.00
B	1	11/26/89	23.00	64.00	48.00
B	1	11/27/89	23.00	48.00	42.00
B	1	11/28/89	30.00	30.00	40.00
B	1	11/29/89	25.00	58.00	40.00
B	1	11/30/89	36.00	50.00	40.00
B	1	12/01/89	45.00	70.00	43.00
B	1	12/02/89	46.00	72.00	44.00
B	1	12/03/89	46.00	88.00	46.00
B	1	12/04/89	54.00	74.00	45.00
B	1	12/05/89	58.00	56.00	46.00
B	1	12/06/89	57.00	74.00	46.00
B	1	12/07/89	57.00	78.00	44.00
B	1	12/08/89	54.00	72.00	43.00
B	1	12/09/89	56.00	74.00	43.00
B	1	12/10/89	62.00	76.00	43.00
B	1	12/11/89	58.00	86.00	45.00
B	1	12/12/89	53.00	68.00	47.00
B	1	12/13/89	61.00	88.00	46.00
B	1	12/14/89	62.00	74.00	43.00
B	1	12/15/89	46.00	68.00	48.00
B	1	12/16/89	38.00	56.00	44.00
B	1	12/17/89	31.00	42.00	46.00
B	1	12/18/89	31.00	48.00	46.00
B	1	12/19/89	27.00	26.00	48.00
B	1	12/20/89	31.00	26.00	47.00
B	1	12/21/89	33.00	34.00	43.00
B	1	12/22/89	43.00	44.00	46.00
B	1	12/23/89	50.00	48.00	42.00
B	1	12/24/89	60.00	52.00	42.00
B	1	12/25/89	70.00	62.00	45.00
B	1	12/26/89	74.00	68.00	42.00
B	1	12/27/89	80.00	64.00	46.00
B	1	12/28/89	85.00	66.00	43.00
B	1	12/29/89	66.00	62.00	39.00
B	1	12/30/89	55.00	64.00	40.00
B	1	12/31/89	45.00	54.00	41.00
B	2	01/01/89	25.00	52.00	20.66
B	2	01/02/89	21.00	42.00	19.87
B	2	01/03/89	17.00	37.00	22.14
B	2	01/04/89	23.00	32.00	23.06
B	2	01/05/89	18.00	29.00	24.62
B	2	01/06/89	20.00	38.00	22.84
B	2	01/07/89	19.00	49.00	22.17
B	2	01/08/89	22.00	64.00	21.80
B	2	01/09/89	34.00	56.00	22.66
B	2	01/10/89	24.00	52.00	23.14
B	2	01/11/89	22.00	47.00	24.07
B	2	01/12/89	20.00	49.00	23.17
B	2	01/13/89	26.00	42.00	22.82
B	2	01/14/89	33.00	79.00	22.99
B	2	01/15/89	31.00	136.00	24.00

Listing A - 2

Raw Data Listing of Daily BOD, TSS, and Flow Data
Used in Calculations of Variabilility Factors

Proposed Subpart	Mill	Sampling Date	BOD Conc (mg/l)	TSS Conc (mg/l)	Flow (mgd)	Proposed Subpart	Mill	Sampling Date	BOD Conc (mg/l)	TSS Conc (mg/l)	Flow (mgd)
B	2	01/16/89	23.00	62.00	24.50	B	2	04/21/89	17.00	45.00	26.85
B	2	01/17/89	23.00	73.00	21.76	B	2	04/22/89	13.00	50.00	26.30
B	2	01/18/89	23.00	63.00	23.56	B	2	04/23/89	14.00	49.00	25.56
B	2	01/19/89	21.00	59.00	24.05	B	2	04/24/89	12.00	56.00	28.44
B	2	01/20/89	27.00	88.00	22.94	B	2	04/25/89	11.00	48.00	26.18
B	2	01/21/89	23.00	88.00	21.63	B	2	04/26/89	11.00	48.00	26.03
B	2	01/22/89	34.00	105.00	23.03	B	2	04/27/89	10.00	41.00	25.60
B	2	01/23/89	51.00	74.00	24.23	B	2	04/28/89	11.00	65.00	24.22
B	2	01/24/89	49.00	96.00	24.31	B	2	04/29/89	15.00	73.00	24.77
B	2	01/25/89	27.00	92.00	20.70	B	2	04/30/89	15.00	58.00	27.15
B	2	01/26/89	19.00	67.00	24.05	B	2	05/01/89	12.00	52.00	27.95
B	2	01/27/89	19.00	67.00	23.40	B	2	05/02/89	13.00	60.00	30.20
B	2	01/28/89	22.00	49.00	24.23	B	2	05/03/89	11.00	53.00	29.13
B	2	01/29/89	18.00	39.00	26.61	B	2	05/04/89	12.00	44.00	30.07
B	2	01/30/89	21.00	53.00	25.36	B	2	05/05/89	11.00	45.00	30.14
B	2	01/31/89	52.00	131.00	24.22	B	2	05/06/89	7.00	46.00	33.55
B	2	02/01/89	38.00	112.00	21.43	B	2	05/07/89	5.00	35.00	33.21
B	2	02/02/89	33.00	89.00	23.22	B	2	05/08/89	6.00	31.00	30.76
B	2	02/03/89	26.00	71.00	25.81	B	2	05/09/89	11.00	51.00	31.16
B	2	02/04/89	26.00	81.00	25.08	B	2	05/10/89	12.00	50.00	30.14
B	2	02/05/89	37.00	97.00	23.40	B	2	05/11/89	9.00	50.00	32.97
B	2	02/06/89	30.00	78.00	22.58	B	2	05/12/89	7.00	47.00	29.70
B	2	02/07/89	37.00	119.00	23.15	B	2	05/13/89	5.00	41.00	29.43
B	2	02/08/89	51.00	115.00	23.90	B	2	05/14/89	5.00	39.00	28.88
B	2	02/09/89	34.00	85.00	25.22	B	2	05/15/89	6.00	57.00	25.53
B	2	02/10/89	34.00	106.00	23.86	B	2	05/16/89	5.00	67.00	23.80
B	2	02/11/89	44.00	109.00	22.55	B	2	05/17/89			
B	2	02/12/89	37.00	86.00	22.36	B	2	05/18/89			
B	2	02/13/89	52.00	88.00	22.92	B	2	05/19/89			
B	2	02/14/89	31.00	83.00	21.89	B	2	05/20/89			
B	2	02/15/89	18.00	53.00	23.29	B	2	05/21/89	6.00	31.00	24.44
B	2	02/16/89	17.00	46.00	22.64	B	2	05/22/89	5.00	26.00	15.94
B	2	02/17/89	17.00	50.00	23.11	B	2	05/23/89	7.00	28.00	17.00
B	2	02/18/89	15.00	44.00	22.61	B	2	05/24/89	5.00	28.00	15.29
B	2	02/19/89	14.00	44.00	24.52	B	2	05/25/89	5.00	23.00	17.03
B	2	02/20/89	15.00	50.00	23.11	B	2	05/26/89	3.00	15.00	17.08
B	2	02/21/89	17.00	57.00	25.14	B	2	05/27/89	3.00	16.00	17.20
B	2	02/22/89	16.00	31.00	26.88	B	2	05/28/89	4.00	17.00	18.55
B	2	02/23/89	14.00	33.00	24.64	B	2	05/29/89	5.00	37.00	25.51
B	2	02/24/89	13.00	38.00	24.43	B	2	05/30/89	7.00	20.00	29.40
B	2	02/25/89	13.00	35.00	24.67	B	2	05/31/89	10.00	18.00	28.72
B	2	02/26/89	13.00	35.00	25.81	B	2	06/01/89	15.00	36.00	25.59
B	2	02/27/89	12.00	26.00	25.38	B	2	06/02/89	31.00	41.00	27.54
B	2	02/28/89	19.00	47.00	24.23	B	2	06/03/89	25.00	43.00	32.16
B	2	03/01/89	18.00	44.00	25.25	B	2	06/04/89	20.00	63.00	31.38
B	2	03/02/89	14.00	31.00	25.94	B	2	06/05/89	14.00	57.00	30.69
B	2	03/03/89	13.00	20.00	24.94	B	2	06/06/89	13.00	79.00	30.25
B	2	03/04/89	13.00	37.00	27.45	B	2	06/07/89	16.00	71.00	28.18
B	2	03/05/89	16.00	45.00	21.31	B	2	06/08/89	9.00	67.00	30.62
B	2	03/06/89	35.00	46.00	22.95	B	2	06/09/89	11.00	72.00	29.32
B	2	03/07/89	31.00	62.00	24.96	B	2	06/10/89	11.00	80.00	28.72
B	2	03/08/89	34.00	49.00	24.13	B	2	06/11/89	8.00	61.00	32.55
B	2	03/09/89	23.00	50.00	24.62	B	2	06/12/89	11.00	63.00	28.67
B	2	03/10/89	18.00	37.00	23.18	B	2	06/13/89	11.00	60.00	27.52
B	2	03/11/89	20.00	35.00	27.21	B	2	06/14/89	8.00	58.00	27.36
B	2	03/12/89	38.00	26.00	23.86	B	2	06/15/89	9.00	72.00	27.31
B	2	03/13/89	42.00	41.00	22.64	B	2	06/16/89	9.00	60.00	28.24
B	2	03/14/89	33.00	50.00	26.24	B	2	06/17/89	9.00	62.00	28.24
B	2	03/15/89	30.00	51.00	19.57	B	2	06/18/89	7.00	55.00	30.51
B	2	03/16/89	19.00	30.00	17.79	B	2	06/19/89	6.00	44.00	25.59
B	2	03/17/89	36.00	43.00	26.87	B	2	06/20/89	11.00	76.00	31.78
B	2	03/18/89	32.00	62.00	32.92	B	2	06/21/89	9.00	54.00	34.33
B	2	03/19/89	20.00	82.00	23.26	B	2	06/22/89	10.00	54.00	32.80
B	2	03/20/89	18.00	38.00	25.19	B	2	06/23/89	8.00	67.00	30.26
B	2	03/21/89	22.00	57.00	25.31	B	2	06/24/89	7.00	54.00	34.42
B	2	03/22/89	35.00	60.00	22.39	B	2	06/25/89	6.00	37.00	33.41
B	2	03/23/89	37.00	85.00	25.24	B	2	06/26/89	11.00	71.00	30.72
B	2	03/24/89	28.00	65.00	26.44	B	2	06/27/89	11.00	72.00	33.96
B	2	03/25/89	18.00	59.00	25.27	B	2	06/28/89	10.00	79.00	31.29
B	2	03/26/89	17.00	47.00	25.55	B	2	06/29/89	7.00	68.00	29.99
B	2	03/27/89	18.00	65.00	24.72	B	2	06/30/89	7.00	86.00	19.34
B	2	03/28/89	22.00	55.00	24.67	B	2	07/01/89	9.00	72.00	33.28
B	2	03/29/89	13.00	29.00	27.55	B	2	07/02/89	7.00	56.00	33.83
B	2	03/30/89	13.00	33.00	28.52	B	2	07/03/89	7.00	60.00	30.94
B	2	03/31/89	14.00	38.00	26.75	B	2	07/04/89	12.00	74.00	32.32
B	2	04/01/89	21.00	44.00	23.57	B	2	07/05/89	8.00	57.00	33.30
B	2	04/02/89	22.00	38.00	24.51	B	2	07/06/89	9.00	63.00	33.77
B	2	04/03/89	17.00	33.00	26.83	B	2	07/07/89	8.00	38.00	32.09
B	2	04/04/89	15.00	25.00	27.67	B	2	07/08/89	20.00	92.00	38.00
B	2	04/05/89	13.00	53.00	27.52	B	2	07/09/89	14.00	68.00	37.81
B	2	04/06/89	13.00	50.00	28.63	B	2	07/10/89	10.00	70.00	38.03
B	2	04/07/89	16.00	32.00	25.54	B	2	07/11/89	9.00	64.00	34.15
B	2	04/08/89	25.00	39.00	24.93	B	2	07/12/89	7.00	50.00	31.60
B	2	04/09/89	28.00	47.00	24.19	B	2	07/13/89	11.00	64.00	31.50
B	2	04/10/89	18.00	46.00	25.79	B	2	07/14/89	9.00	45.00	32.99
B	2	04/11/89	16.00	42.00	26.01	B	2	07/15/89	8.00	57.00	35.74
B	2	04/12/89	14.00	41.00	25.03	B	2	07/16/89	6.00	35.00	34.34
B	2	04/13/89	19.00	43.00	24.08	B	2	07/17/89	10.00	98.00	30.03
B	2	04/14/89	25.00	63.00	24.87	B	2	07/18/89	11.00	83.00	26.13
B	2	04/15/89	19.00	49.00	26.03	B	2	07/19/89	8.00	50.00	32.02
B	2	04/16/89	17.00	38.00	25.60	B	2	07/20/89	15.00	60.00	26.43
B	2	04/17/89	23.00	47.00	25.43	B	2	07/21/89	9.00	54.00	32.35
B	2	04/18/89	20.00	52.00	24.53	B	2	07/22/89	9.00	51.00	33.25
B	2	04/19/89	20.00	41.00	27.59	B	2	07/23/89	7.00	47.00	32.02
B	2	04/20/89	23.00	55.00	26.65	B	2	07/24/89	9.00	71.00	34.43

Listing A 2

Raw Data Listing of Daily BOD, TSS, and Flow Data
Used in Calculations of Variability Factors

Proposed Subpart	Mill	Sampling Date	BOD Conc (mg/l)	TSS Conc (mg/l)	Flow (mgd)
B	2	07/25/89	11.00	63.00	33.74
B	2	07/26/89	11.00	55.00	35.37
B	2	07/27/89	20.00	87.00	36.24
B	2	07/28/89	26.00	99.00	35.17
B	2	07/29/89	18.00	146.00	33.53
B	2	07/30/89	15.00	82.00	37.50
B	2	07/31/89	11.00	68.00	32.53
B	2	08/01/89	23.00	87.00	34.10
B	2	08/02/89	11.00	56.00	34.75
B	2	08/03/89	7.00	51.00	35.50
B	2	08/04/89	13.00	42.00	33.81
B	2	08/05/89	12.00	50.00	37.98
B	2	08/06/89	10.00	60.00	38.94
B	2	08/07/89	8.00	65.00	36.79
B	2	08/08/89	.	48.00	36.91
B	2	08/09/89	12.00	51.00	30.96
B	2	08/10/89	19.00	54.00	33.09
B	2	08/11/89	12.00	56.00	34.32
B	2	08/12/89	9.00	53.00	34.82
B	2	08/13/89	7.00	44.00	34.55
B	2	08/14/89	9.00	55.00	32.59
B	2	08/15/89	11.00	54.00	33.56
B	2	08/16/89	10.00	58.00	37.20
B	2	08/17/89	11.00	68.00	32.58
B	2	08/18/89	8.00	47.00	32.54
B	2	08/19/89	9.00	46.00	30.89
B	2	08/20/89	12.00	55.00	30.47
B	2	08/21/89	10.00	41.00	36.29
B	2	08/22/89	9.00	50.00	32.85
B	2	08/23/89	8.00	47.00	34.23
B	2	08/24/89	10.00	57.00	30.96
B	2	08/25/89	16.00	137.00	27.88
B	2	08/26/89	15.00	58.00	28.72
B	2	08/27/89	17.00	62.00	33.98
B	2	08/28/89	9.00	41.00	30.52
B	2	08/29/89	11.00	41.00	29.84
B	2	08/30/89	12.00	38.00	33.22
B	2	08/31/89	11.00	32.00	33.01
B	2	09/01/89	9.00	51.00	34.30
B	2	09/02/89	7.00	31.00	34.01
B	2	09/03/89	7.00	39.00	30.29
B	2	09/04/89	11.00	53.00	31.53
B	2	09/05/89	9.00	28.00	31.69
B	2	09/06/89	7.00	79.00	34.06
B	2	09/07/89	9.00	44.00	31.70
B	2	09/08/89	7.00	36.00	31.59
B	2	09/09/89	8.00	23.00	32.68
B	2	09/10/89	11.00	43.00	31.61
B	2	09/11/89	12.00	35.00	31.31
B	2	09/12/89	7.00	45.00	33.70
B	2	09/13/89	8.00	41.00	28.11
B	2	09/14/89	8.00	36.00	30.36
B	2	09/15/89	10.00	38.00	32.94
B	2	09/16/89	12.00	50.00	29.63
B	2	09/17/89	12.00	40.00	30.93
B	2	09/18/89	12.00	42.00	31.35
B	2	09/19/89	9.00	32.00	30.70
B	2	09/20/89	9.00	44.00	33.15
B	2	09/21/89	21.00	55.00	29.01
B	2	09/22/89	11.00	43.00	27.77
B	2	09/23/89	11.00	24.00	33.58
B	2	09/24/89	9.00	27.00	35.14
B	2	09/25/89	9.00	33.00	31.46
B	2	09/26/89	8.00	36.00	33.21
B	2	09/27/89	6.00	44.00	30.32
B	2	09/28/89	15.00	39.00	29.39
B	2	09/29/89	11.00	32.00	30.77
B	2	09/30/89	9.00	37.00	28.57
B	2	10/01/89	9.00	23.00	27.29
B	2	10/02/89	25.00	67.00	24.50
B	2	10/03/89	22.00	50.00	18.36
B	2	10/04/89	11.00	25.00	16.71
B	2	10/05/89	8.00	25.00	20.09
B	2	10/06/89	5.00	31.00	23.96
B	2	10/07/89	4.00	49.00	27.98
B	2	10/08/89	7.00	38.00	29.48
B	2	10/09/89	8.00	26.00	29.70
B	2	10/10/89	12.00	31.00	30.06
B	2	10/11/89	8.00	13.00	25.91
B	2	10/12/89	7.00	26.00	23.68
B	2	10/13/89	7.00	21.00	28.83
B	2	10/14/89	6.00	56.00	27.43
B	2	10/15/89	9.00	21.00	27.88
B	2	10/16/89	9.00	17.00	25.91
B	2	10/17/89	6.00	19.00	24.44
B	2	10/18/89	7.00	20.00	25.86
B	2	10/19/89	7.00	18.00	22.38
B	2	10/20/89	10.00	32.00	24.26
B	2	10/21/89	8.00	39.00	27.20
B	2	10/22/89	7.00	43.00	25.64
B	2	10/23/89	9.00	42.00	21.82
B	2	10/24/89	12.00	27.00	22.76
B	2	10/25/89	13.00	27.00	25.76
B	2	10/26/89	9.00	23.00	25.46
B	2	10/27/89	7.00	35.00	25.00
B	2	10/28/89	10.00	35.00	26.40
B	2	10/29/89	11.00	55.00	26.18
B	2	10/30/89	13.00	31.00	21.91
B	2	10/31/89	11.00	29.00	25.87
B	2	11/01/89	9.00	36.00	29.52
B	2	11/02/89	7.00	28.00	27.52
B	2	11/03/89	15.00	51.00	24.14
B	2	11/04/89	23.00	49.00	24.23
B	2	11/05/89	18.00	47.00	24.92
B	2	11/06/89	12.00	46.00	25.70
B	2	11/07/89	11.00	44.00	24.29
B	2	11/08/89	32.00	37.00	23.69
B	2	11/09/89	26.00	61.00	24.66
B	2	11/10/89	21.00	64.00	25.18
B	2	11/11/89	21.00	53.00	26.36
B	2	11/12/89	12.00	42.00	26.55
B	2	11/13/89	10.00	56.00	24.03
B	2	11/14/89	10.00	56.00	25.71
B	2	11/15/89	15.00	42.00	25.55
B	2	11/16/89	11.00	47.00	26.54
B	2	11/17/89	13.00	36.00	27.97
B	2	11/18/89	12.00	33.00	25.35
B	2	11/19/89	15.00	47.00	21.62
B	2	11/20/89	14.00	41.00	21.02
B	2	11/21/89	10.00	58.00	21.54
B	2	11/22/89	13.00	76.00	14.52
B	2	11/23/89	10.00	34.00	16.32
B	2	11/24/89	9.00	71.00	16.26
B	2	11/25/89	8.00	80.00	17.52
B	2	11/26/89	5.00	25.00	18.59
B	2	11/27/89		38.00	19.21
B	2	11/28/89	15.00	29.00	19.44
B	2	11/29/89	16.00	44.00	23.80
B	2	11/30/89	13.00	48.00	26.62
B	2	12/01/89	12.00	30.00	23.95
B	2	12/02/89	20.00	30.00	23.21
B	2	12/03/89	21.00	34.00	24.68
B	2	12/04/89	14.00	35.00	24.06
B	2	12/05/89	14.00	38.00	21.70
B	2	12/06/89	16.00	43.00	23.18
B	2	12/07/89	24.00	37.00	21.73
B	2	12/08/89	23.00	35.00	22.68
B	2	12/09/89	20.00	41.00	23.52
B	2	12/10/89	17.00	43.00	23.60
B	2	12/11/89	21.00	46.00	20.42
B	2	12/12/89	24.00	53.00	22.27
B	2	12/13/89	22.00	41.00	22.27
B	2	12/14/89	20.00	41.00	25.92
B	2	12/15/89	22.00	64.00	23.20
B	2	12/16/89	22.00	49.00	23.66
B	2	12/17/89	20.00	44.00	23.96
B	2	12/18/89	17.00	35.00	22.89
B	2	12/19/89	21.00	46.00	21.30
B	2	12/20/89	20.00	35.00	21.51
B	2	12/21/89	18.00	38.00	21.04
B	2	12/22/89	18.00	23.00	23.36
B	2	12/23/89	16.00	31.00	23.57
B	2	12/24/89	17.00	34.00	22.35
B	2	12/25/89	12.00	35.00	20.00
B	2	12/26/89	11.00	65.00	21.13
B	2	12/27/89	20.00	72.00	23.95
B	2	12/28/89	27.00	60.00	24.42
B	2	12/29/89	33.00	39.00	22.24
B	2	12/30/89	21.00	53.00	20.55
B	2	12/31/89	22.00	45.00	22.95
B	3	01/01/89	.		26.40
B	3	01/02/89	9.00	9.00	36.90
B	3	01/03/89	10.00	8.00	28.50
B	3	01/04/89	11.00	20.00	2.30
B	3	01/05/89	13.00	20.00	31.00
B	3	01/06/89	.	.	31.00
B	3	01/07/89	.	.	31.00
B	3	01/08/89	13.00	25.00	31.00
B	3	01/09/89	14.00	24.00	30.00
B	3	01/10/89	14.00	15.00	30.00
B	3	01/11/89	14.00	22.00	22.20
B	3	01/12/89	12.00	12.00	22.20
B	3	01/13/89	.	.	19.80
B	3	01/14/89	.	.	22.20
B	3	01/15/89	.	.	18.70
B	3	01/16/89	8.00	11.00	18.70
B	3	01/17/89	9.00	11.00	22.20
B	3	01/18/89	7.00	8.00	18.70
B	3	01/19/89	8.00	14.00	23.40
B	3	01/20/89	.	.	27.00
B	3	01/21/89	.	.	27.00
B	3	01/22/89	10.00	8.00	27.00
B	3	01/23/89	11.00	20.00	27.00
B	3	01/24/89	12.00	17.00	27.00
B	3	01/25/89	11.00	9.00	27.00
B	3	01/26/89	9.00	15.00	28.30
B	3	01/27/89	.	.	28.30
B	3	01/28/89	.	.	28.30
B	3	01/29/89	9.00	7.00	28.30
B	3	01/30/89	9.00	9.00	22.40

Listing A 2

Raw Data Listing of Daily BOD, TSS, and Flow Data
Used in Calculations of Variabililty Factors

Proposed Subpart	Mill	Sampling Date	BOD Conc (mg/l)	TSS Conc (mg/l)	Flow (mgd)
B	3	01/31/89	10.00	8.00	23.40
B	3	02/01/89	9.00	9.00	24.60
B	3	02/02/89	10.00	9.00	22.20
B	3	02/03/89	.	.	12.90
B	3	02/04/89	.		12.60
B	3	02/05/89	10.00	17.00	13.50
B	3	02/06/89	10.00	21.00	13.50
B	3	02/07/89	11.00	21.00	18.00
B	3	02/08/89	10.00	22.00	24.60
B	3	02/09/89	9.00	22.00	24.60
B	3	02/10/89			22.20
B	3	02/11/89	.		23.40
B	3	02/12/89	9.00	22.00	23.40
B	3	02/13/89	10.00	26.00	24.60
B	3	02/14/89	11.00	23.00	24.60
B	3	02/15/89	11.00	23.00	24.60
B	3	02/16/89	10.00	23.00	23.40
B	3	02/17/89			32.30
B	3	02/18/89		.	32.30
B	3	02/19/89	11.00	24.00	32.30
B	3	02/20/89	12.00	21.00	32.30
B	3	02/21/89	12.00	19.00	29.60
B	3	02/22/89	9.00	14.00	29.60
B	3	02/23/89		.	29.60
B	3	02/24/89		.	31.00
B	3	02/25/89			31.00
B	3	02/26/89	12.00	27.00	31.00
B	3	02/27/89	12.00	14.00	29.50
B	3	02/28/89	10.00	10.00	27.00
B	3	03/01/89	10.00	6.00	27.00
B	3	03/02/89	10.00	5.00	25.80
B	3	03/03/89			27.00
B	3	03/04/89	.		27.00
B	3	03/05/89	13.00	14.00	27.00
B	3	03/06/89	11.00	4.00	28.30
B	3	03/07/89	14.00	7.00	28.30
B	3	03/08/89	14.00	4.00	29.60
B	3	03/09/89	12.00	12.00	27.00
B	3	03/10/89			27.00
B	3	03/11/89	.		27.00
B	3	03/12/89	12.00	12.00	27.00
B	3	03/13/89	14.00	5.00	27.00
B	3	03/14/89	13.00	6.00	25.80
B	3	03/15/89	13.00	5.00	25.80
B	3	03/16/89	11.00	3.00	25.80
B	3	03/17/89			25.80
B	3	03/18/89		.	25.80
B	3	03/19/89	16.00	7.00	25.80
B	3	03/20/89	19.00	8.00	24.60
B	3	03/21/89	18.00	7.00	25.80
B	3	03/22/89	16.00	7.00	25.80
B	3	03/23/89	16.00	7.00	25.80
B	3	03/24/89		.	24.60
B	3	03/25/89			24.60
B	3	03/26/89		.	24.60
B	3	03/27/89	11.00	6.00	24.60
B	3	03/28/89	11.00	9.00	24.60
B	3	03/29/89	9.00	16.00	23.40
B	3	03/30/89	20.00	19.00	23.40
B	3	03/31/89			25.80
B	3	04/01/89	.		25.80
B	3	04/02/89	8.00		24.60
B	3	04/03/89	8.00	9.00	22.20
B	3	04/04/89	8.00	6.00	21.00
B	3	04/05/89			
B	3	04/06/89			
B	3	04/07/89			
B	3	04/08/89			
B	3	04/09/89		.	.
B	3	04/10/89	4.00	12.00	29.60
B	3	04/11/89	6.00	8.00	29.60
B	3	04/12/89	6.00	10.00	28.30
B	3	04/13/89	6.00	6.00	27.00
B	3	04/14/89			27.00
B	3	04/15/89			27.00
B	3	04/16/89	11.00	11.00	27.00
B	3	04/17/89	7.00	13.00	36.00
B	3	04/18/89	13.00	15.00	36.00
B	3	04/19/89	10.00	7.00	36.00
B	3	04/20/89	13.00	17.00	31.00
B	3	04/21/89			31.00
B	3	04/22/89			31.00
B	3	04/23/89	12.00	11.00	31.00
B	3	04/24/89	11.00	14.00	24.20
B	3	04/25/89	11.00	14.00	21.90
B	3	04/26/89	12.00	12.00	23.40
B	3	04/27/89	10.00	14.00	24.60
B	3	04/28/89			24.60
B	3	04/29/89	.	.	24.60
B	3	04/30/89	12.00	19.00	28.30
B	3	05/01/89	14.00	23.00	27.00
B	3	05/02/89	12.00	20.00	28.30
B	3	05/03/89	12.00	20.00	27.80
B	3	05/04/89	10.00	18.00	27.10
B	3	05/05/89			27.90
B	3	05/06/89			25.80
B	3	05/07/89	12.00	19.00	23.50
B	3	05/08/89	13.00	17.00	22.90
B	3	05/09/89	13.00	12.00	29.80
B	3	05/10/89	13.00	12.00	29.20
B	3	05/11/89	9.00	11.00	28.40
B	3	05/12/89			28.80
B	3	05/13/89			29.90
B	3	05/14/89	15.00	10.00	29.80
B	3	05/15/89	15.00	9.00	6.30
B	3	05/16/89	14.00	10.00	28.10
B	3	05/17/89	8.00	14.00	27.60
B	3	05/18/89	7.00	8.00	25.50
B	3	05/19/89			27.70
B	3	05/20/89			26.90
B	3	05/21/89	7.00	7.00	26.50
B	3	05/22/89	7.00	9.00	27.30
B	3	05/23/89	7.00	9.00	27.20
B	3	05/24/89	8.00	9.00	27.10
B	3	05/25/89	6.00	8.00	27.40
B	3	05/26/89			27.90
B	3	05/27/89			27.40
B	3	05/28/89		.	27.60
B	3	05/29/89	7.00	10.00	23.90
B	3	05/30/89	7.00	8.00	22.90
B	3	05/31/89	8.00	10.00	23.00
B	3	06/01/89	7.00	7.00	24.60
B	3	06/02/89			22.20
B	3	06/03/89		.	23.10
B	3	06/04/89	6.00	2.00	23.70
B	3	06/05/89	6.00	3.00	23.90
B	3	06/06/89	5.00	5.00	24.30
B	3	06/07/89	7.00	3.00	24.20
B	3	06/08/89	7.00	6.00	23.70
B	3	06/09/89			27.00
B	3	06/10/89		.	27.10
B	3	06/11/89	8.00	6.00	26.80
B	3	06/12/89	9.00	2.00	26.20
B	3	06/13/89	9.00	4.00	27.00
B	3	06/14/89	10.00	6.00	27.00
B	3	06/15/89	9.00	4.00	24.60
B	3	06/16/89			27.00
B	3	06/17/89			27.00
B	3	06/18/89	15.00	8.00	27.00
B	3	06/19/89	14.00	6.00	27.00
B	3	06/20/89	14.00	9.00	27.00
B	3	06/21/89	13.00	6.00	27.00
B	3	06/22/89	15.00	14.00	27.00
B	3	06/23/89			28.40
B	3	06/24/89		.	26.70
B	3	06/25/89	11.00	8.00	25.50
B	3	06/26/89	9.00	11.00	34.60
B	3	06/27/89	13.00	5.00	27.20
B	3	06/28/89	13.00	5.00	29.40
B	3	06/29/89	10.00	9.00	27.50
B	3	06/30/89		.	27.40
B	3	07/01/89	.		27.10
B	3	07/02/89	.		27.00
B	3	07/03/89	.		26.80
B	3	07/04/89	10.00	7.00	26.60
B	3	07/05/89	10.00	11.00	26.60
B	3	07/06/89	10.00	13.00	26.90
B	3	07/07/89		.	27.30
B	3	07/08/89		.	27.70
B	3	07/09/89	15.00	10.00	27.40
B	3	07/10/89	14.00	4.00	28.00
B	3	07/11/89	14.00	5.00	28.00
B	3	07/12/89	10.00	5.00	28.10
B	3	07/13/89	10.00	6.00	31.70
B	3	07/14/89			31.70
B	3	07/15/89		.	31.40
B	3	07/16/89	9.00	6.00	33.50
B	3	07/17/89	14.00	4.00	34.30
B	3	07/18/89	7.00	3.00	33.70
B	3	07/19/89	9.00	4.00	33.60
B	3	07/20/89	9.00	5.00	33.20
B	3	07/21/89			32.70
B	3	07/22/89		.	32.60
B	3	07/23/89	8.00	2.00	32.10
B	3	07/24/89	7.00	8.00	32.00
B	3	07/25/89	10.00	4.00	33.30
B	3	07/26/89	7.00	8.00	33.00
B	3	07/27/89	9.00	9.00	33.00
B	3	07/28/89			32.80
B	3	07/29/89		.	32.60
B	3	07/30/89	7.00	11.00	30.70
B	3	07/31/89	9.00	9.00	30.20
B	3	08/01/89	7.00	7.00	30.50
B	3	08/02/89	7.00	7.00	29.70
B	3	08/03/89	6.00	9.00	31.20
B	3	08/04/89			31.00
B	3	08/05/89			31.30
B	3	08/06/89	7.00	6.00	31.30
B	3	08/07/89	6.00	10.00	27.80
B	3	08/08/89	5.00	2.00	26.10

Listing A 2

Raw Data Listing of Daily BOD, TSS, and Flow Data
Used in Calculations of Variabililty Factors

Proposed Subpart	Mill	Sampling Date	BOD Conc (mg/l)	TSS Conc (mg/l)	Flow (mgd)
B	3	08/09/89	5.00	5.00	27.10
B	3	08/10/89	8.00	5.00	27.30
B	3	08/11/89	.	.	27.60
B	3	08/12/89	.	.	28.10
B	3	08/13/89	6.00	3.00	28.20
B	3	08/14/89	7.00	4.00	28.40
B	3	08/15/89	6.00	3.00	29.70
B	3	08/16/89	6.00	2.00	30.00
B	3	08/17/89	7.00	3.00	30.00
B	3	08/18/89	.	.	35.20
B	3	08/19/89	.	.	35.50
B	3	08/20/89	10.00	3.00	35.20
B	3	08/21/89	10.00	7.00	35.00
B	3	08/22/89	6.00	3.00	34.80
B	3	08/23/89	7.00	5.00	32.90
B	3	08/24/89	7.00	4.00	32.30
B	3	08/25/89	.	.	31.90
B	3	08/26/89	.	.	31.50
B	3	08/27/89	7.00	2.00	32.00
B	3	08/28/89	8.00	3.00	32.00
B	3	08/29/89	10.00	5.00	32.10
B	3	08/30/89	10.00	6.00	30.80
B	3	08/31/89	7.00	8.00	35.90
B	3	09/01/89	.		36.10
B	3	09/02/89		.	34.50
B	3	09/03/89		.	33.60
B	3	09/04/89	10.00	3.00	33.20
B	3	09/05/89	13.00	7.00	32.60
B	3	09/06/89	8.00	6.00	6.20
B	3	09/07/89	13.00	8.00	24.70
B	3	09/08/89	.		31.30
B	3	09/09/89	.	.	31.10
B	3	09/10/89	11.00	14.00	31.20
B	3	09/11/89	13.00	11.00	23.90
B	3	09/12/89	12.00	12.00	30.00
B	3	09/13/89	14.00	12.00	31.30
B	3	09/14/89	11.00	10.00	30.20
B	3	09/15/89	.	.	29.40
B	3	09/16/89			19.50
B	3	09/17/89	7.00	10.00	24.40
B	3	09/18/89	7.00	9.00	28.50
B	3	09/19/89	6.00	11.00	33.70
B	3	09/20/89	6.00	11.00	34.40
B	3	09/21/89	6.00	8.00	12.40
B	3	09/22/89	.	.	23.30
B	3	09/23/89	.	.	33.10
B	3	09/24/89	8.00	3.00	33.40
B	3	09/25/89	8.00	4.00	39.20
B	3	09/26/89	9.00	4.00	31.50
B	3	09/27/89	7.00	4.00	27.20
B	3	09/28/89	13.00	9.00	27.30
B	3	09/29/89	.	.	27.30
B	3	09/30/89	.	.	27.80
B	3	10/01/89	8.00	7.00	28.70
B	3	10/02/89	7.00	7.00	29.10
B	3	10/03/89	6.00	7.00	28.40
B	3	10/04/89	4.00	4.00	28.30
B	3	10/05/89	5.00	5.00	28.50
B	3	10/06/89	.		28.70
B	3	10/07/89	.	.	28.70
B	3	10/08/89	8.00	6.00	28.70
B	3	10/09/89	10.00	4.00	28.40
B	3	10/10/89	6.00	3.00	28.70
B	3	10/11/89	4.00	2.00	28.60
B	3	10/12/89	4.00	3.00	28.40
B	3	10/13/89	.		28.50
B	3	10/14/89	.	.	29.00
B	3	10/15/89	12.00	10.00	28.50
B	3	10/16/89	8.00	6.00	29.20
B	3	10/17/89	10.00	5.00	34.80
B	3	10/18/89	9.00	6.00	31.90
B	3	10/19/89	7.00	4.00	31.30
B	3	10/20/89	.	.	32.60
B	3	10/21/89	.		32.10
B	3	10/22/89	7.00	4.00	32.70
B	3	10/23/89	6.00	5.00	31.70
B	3	10/24/89	8.00	4.00	31.40
B	3	10/25/89	8.00	4.00	31.00
B	3	10/26/89	9.00	6.00	31.00
B	3	10/27/89	.	.	30.80
B	3	10/28/89			30.90
B	3	10/29/89	7.00	4.00	30.90
B	3	10/30/89	7.00	4.00	31.20
B	3	10/31/89	7.00	3.00	31.00
B	3	11/01/89	12.00	3.00	30.60
B	3	11/02/89	13.00	2.00	30.80
B	3	11/03/89		.	35.60
B	3	11/04/89	.	.	35.60
B	3	11/05/89	14.00	6.00	34.30
B	3	11/06/89	11.00	4.00	34.00
B	3	11/07/89	17.00	5.00	33.10
B	3	11/08/89	17.00	5.00	33.00
B	3	11/09/89	17.00	6.00	31.60
B	3	11/10/89	.		31.90
B	3	11/11/89	.		31.30
B	3	11/12/89	16.00	6.00	30.40
B	3	11/13/89	18.00	7.00	29.70
B	3	11/14/89	16.00	5.00	29.10
B	3	11/15/89	13.00	6.00	35.30
B	3	11/16/89	13.00	7.00	28.40
B	3	11/17/89		.	26.90
B	3	11/18/89			27.10
B	3	11/19/89	8.00	4.00	27.50
B	3	11/20/89	11.00	3.00	27.50
B	3	11/21/89	6.00	2.00	27.40
B	3	11/22/89	.	.	27.50
B	3	11/23/89			27.20
B	3	11/24/89			26.40
B	3	11/25/89		.	26.90
B	3	11/26/89	15.00	10.00	27.10
B	3	11/27/89	12.00	3.00	26.40
B	3	11/28/89	9.00	1.00	26.90
B	3	11/29/89	12.00	5.00	27.10
B	3	11/30/89	11.00	4.00	27.40
B	3	12/01/89		.	27.40
B	3	12/02/89		.	27.30
B	3	12/03/89	12.00	8.00	26.00
B	3	12/04/89	16.00	15.00	26.50
B	3	12/05/89	11.00	7.00	24.60
B	3	12/06/89	7.00	9.00	24.60
B	3	12/07/89	.	.	.
B	3	12/08/89	.		
B	3	12/09/89		.	.
B	3	12/10/89	.		
B	3	12/11/89	.	.	.
B	3	12/12/89		.	
B	3	12/13/89		.	.
B	3	12/14/89			.
B	3	12/15/89		.	.
B	3	12/16/89	.	.	
B	3	12/17/89			.
B	3	12/18/89	15.00	9.00	25.50
B	3	12/19/89	10.00	11.00	31.90
B	3	12/20/89	10.00	15.00	31.80
B	3	12/21/89	10.00	14.00	31.60
B	3	12/22/89			40.20
B	3	12/23/89			41.30
B	3	12/24/89	.		41.30
B	3	12/25/89	.		41.30
B	3	12/26/89	6.00	8.00	39.80
B	3	12/27/89			.
B	3	12/28/89	13.00	14.00	21.00
B	3	12/29/89	.	.	26.10
B	3	12/30/89	.		26.10
B	3	12/31/89		.	26.10
B	4	01/01/89	9.00	31.00	31.00
B	4	01/02/89	11.00	31.00	31.00
B	4	01/03/89	8.00	33.00	31.00
B	4	01/04/89	6.00	27.00	32.00
B	4	01/05/89	6.00	30.00	33.00
B	4	01/06/89	7.00	26.00	32.00
B	4	01/07/89	9.00	27.00	31.00
B	4	01/08/89	8.00	21.00	32.00
B	4	01/09/89	6.00	29.00	31.00
B	4	01/10/89	6.00	21.00	33.00
B	4	01/11/89	6.00	22.00	35.00
B	4	01/12/89	8.00	24.00	33.00
B	4	01/13/89	7.00	23.00	33.00
B	4	01/14/89	10.00	25.00	32.00
B	4	01/15/89	9.00	28.00	32.00
B	4	01/16/89	9.00	24.00	31.00
B	4	01/17/89	8.00	18.00	31.00
B	4	01/18/89	5.00	16.00	31.00
B	4	01/19/89	6.00	14.00	30.00
B	4	01/20/89	7.00	13.00	31.00
B	4	01/21/89	4.00	20.00	32.00
B	4	01/22/89	8.00	26.00	31.00
B	4	01/23/89	6.00	25.00	33.00
B	4	01/24/89	7.00	27.00	33.00
B	4	01/25/89	5.00	23.00	32.00
B	4	01/26/89	8.00	18.00	32.00
B	4	01/27/89	6.00	19.00	33.00
B	4	01/28/89	7.00	27.00	32.00
B	4	01/29/89	4.00	21.00	32.00
B	4	01/30/89	5.00	23.00	31.00
B	4	01/31/89	6.00	16.00	31.00
B	4	02/01/89	6.00	15.00	30.00
B	4	02/02/89	5.00	19.00	28.00
B	4	02/03/89	5.00	14.00	28.00
B	4	02/04/89	3.00	17.00	30.00
B	4	02/05/89	4.00	18.00	30.00
B	4	02/06/89	9.00	20.00	30.00
B	4	02/07/89	5.00	24.00	30.00
B	4	02/08/89	4.00	27.00	30.00
B	4	02/09/89	6.00	28.00	26.00
B	4	02/10/89	5.00	31.00	28.00
B	4	02/11/89	5.00	28.00	28.00
B	4	02/12/89	5.00	30.00	29.00
B	4	02/13/89	1.00	26.00	29.00
B	4	02/14/89	6.00	28.00	29.00

Listing A 2

Raw Data Listing of Daily BOD, TSS, and Flow Data
Used in Calculations of Variabililty Factors

Proposed Subpart	Mill	Sampling Date	BOD Conc (mg/l)	TSS Conc (mg/l)	Flow (mgd)	Proposed Subpart	Mill	Sampling Date	BOD Conc (mg/l)	TSS Conc (mg/l)	Flow (mgd)
B	4	02/15/89	5.00	34.00	29.00	B	4	05/21/89	7.00	23.00	35.00
B	4	02/16/89	5.00	33.00	27.00	B	4	05/22/89	6.00	17.00	33.00
B	4	02/17/89	5.00	41.00	27.00	B	4	05/23/89	5.00	13.00	35.00
B	4	02/18/89	5.00	37.00	28.00	B	4	05/24/89	6.00	16.00	40.00
B	4	02/19/89	4.00	25.00	27.00	B	4	05/25/89	7.00	12.00	41.00
B	4	02/20/89	2.00	29.00	27.00	B	4	05/26/89	7.00	16.00	37.00
B	4	02/21/89	3.00	29.00	27.00	B	4	05/27/89	8.00	15.00	37.00
B	4	02/22/89	7.00	29.00	27.00	B	4	05/28/89	7.00	9.00	37.00
B	4	02/23/89	6.00	39.00	27.00	B	4	05/29/89	7.00	9.00	36.00
B	4	02/24/89	6.00	37.00	30.00	B	4	05/30/89	8.00	9.00	37.00
B	4	02/25/89	9.00	52.00	33.00	B	4	05/31/89	10.00	7.00	38.00
B	4	02/26/89	10.00	49.00	32.00	B	4	06/01/89	9.00	9.00	39.00
B	4	02/27/89	6.00	43.00	31.00	B	4	06/02/89	9.00	8.00	38.00
B	4	02/28/89	6.00	40.00	33.00	B	4	06/03/89	11.00	13.00	39.00
B	4	03/01/89	6.00	38.00	36.00	B	4	06/04/89	10.00	14.00	37.00
B	4	03/02/89	4.00	39.00	34.00	B	4	06/05/89	8.00	14.00	37.00
B	4	03/03/89	6.00	38.00	30.00	B	4	06/06/89	8.00	11.00	38.00
B	4	03/04/89	10.00	38.00	30.00	B	4	06/07/89	9.00	11.00	38.00
B	4	03/05/89	11.00	37.00	29.00	B	4	06/08/89	7.00	16.00	36.00
B	4	03/06/89	8.00	33.00	30.00	B	4	06/09/89	8.00	16.00	37.00
B	4	03/07/89	11.00	33.00	30.00	B	4	06/10/89	7.00	20.00	37.00
B	4	03/08/89	8.00	32.00	30.00	B	4	06/11/89	8.00	19.00	37.00
B	4	03/09/89	13.00	32.00	28.00	B	4	06/12/89	8.00	15.00	37.00
B	4	03/10/89	8.00	31.00	29.00	B	4	06/13/89	9.00	20.00	38.00
B	4	03/11/89	8.00	28.00	29.00	B	4	06/14/89	9.00	18.00	37.00
B	4	03/12/89	10.00	36.00	27.00	B	4	06/15/89	11.00	16.00	38.00
B	4	03/13/89	9.00	25.00	27.00	B	4	06/16/89	11.00	17.00	38.00
B	4	03/14/89	7.00	23.00	29.00	B	4	06/17/89	11.00	15.00	38.00
B	4	03/15/89	8.00	23.00	29.00	B	4	06/18/89	11.00	16.00	38.00
B	4	03/16/89	7.00	26.00	26.00	B	4	06/19/89	11.00	28.00	39.00
B	4	03/17/89	9.00	24.00	27.00	B	4	06/20/89	12.00	47.00	40.00
B	4	03/18/89	9.00	23.00	27.00	B	4	06/21/89	14.00	73.00	40.00
B	4	03/19/89	9.00	16.00	26.00	B	4	06/22/89	10.00	26.00	38.00
B	4	03/20/89	7.00	21.00	26.00	B	4	06/23/89	7.00	21.00	40.00
B	4	03/21/89	6.00	17.00	26.00	B	4	06/24/89	9.00	21.00	42.00
B	4	03/22/89	7.00	17.00	26.00	B	4	06/25/89	8.00	17.00	39.00
B	4	03/23/89	10.00	20.00	26.00	B	4	06/26/89	7.00	15.00	39.00
B	4	03/24/89	8.00	19.00	25.00	B	4	06/27/89	8.00	13.00	40.00
B	4	03/25/89	9.00	20.00	27.00	B	4	06/28/89	8.00	16.00	40.00
B	4	03/26/89	8.00	23.00	31.00	B	4	06/29/89	7.00	10.00	37.00
B	4	03/27/89	11.00	18.00	32.00	B	4	06/30/89	9.00	17.00	39.00
B	4	03/28/89	7.00	16.00	32.00	B	4	07/01/89	11.00	18.00	39.00
B	4	03/29/89	8.00	17.00	32.00	B	4	07/02/89	10.00	17.00	39.00
B	4	03/30/89	8.00	18.00	31.00	B	4	07/03/89	9.00	21.00	39.00
B	4	03/31/89	8.00	21.00	31.00	B	4	07/04/89	12.00	22.00	39.00
B	4	04/01/89	7.00	16.00	30.00	B	4	07/05/89	9.00	13.00	37.00
B	4	04/02/89	8.00	18.00	30.00	B	4	07/06/89	9.00	10.00	34.00
B	4	04/03/89	6.00	15.00	31.00	B	4	07/07/89	10.00	11.00	34.00
B	4	04/04/89	6.00	20.00	31.00	B	4	07/08/89	10.00	8.00	35.00
B	4	04/05/89	6.00	15.00	30.00	B	4	07/09/89	10.00	23.00	38.00
B	4	04/06/89	7.00	17.00	31.00	B	4	07/10/89	11.00	10.00	39.00
B	4	04/07/89	6.00	18.00	31.00	B	4	07/11/89	17.00	7.00	38.00
B	4	04/08/89	7.00	16.00	31.00	B	4	07/12/89	8.00	8.00	39.00
B	4	04/09/89	7.00	18.00	31.00	B	4	07/13/89	8.00	14.00	38.00
B	4	04/10/89	6.00	15.00	31.00	B	4	07/14/89	7.00	11.00	37.00
B	4	04/11/89	9.00	17.00	31.00	B	4	07/15/89	8.00	10.00	39.00
B	4	04/12/89	8.00	16.00	31.00	B	4	07/16/89	8.00	14.00	39.00
B	4	04/13/89	5.00	13.00	31.00	B	4	07/17/89	7.00	16.00	41.00
B	4	04/14/89	7.00	19.00	32.00	B	4	07/18/89	7.00	8.00	41.00
B	4	04/15/89	7.00	20.00	32.00	B	4	07/19/89	7.00	18.00	40.00
B	4	04/16/89	6.00	23.00	31.00	B	4	07/20/89	7.00	14.00	40.00
B	4	04/17/89	6.00	17.00	31.00	B	4	07/21/89	7.00	14.00	40.00
B	4	04/18/89	7.00	19.00	30.00	B	4	07/22/89	8.00	15.00	40.00
B	4	04/19/89	5.00	18.00	31.00	B	4	07/23/89	7.00	12.00	37.00
B	4	04/20/89	5.00	14.00	31.00	B	4	07/24/89	8.00	13.00	39.00
B	4	04/21/89	3.00	16.00	28.00	B	4	07/25/89	4.00	4.00	39.00
B	4	04/22/89	4.00	15.00	27.00	B	4	07/26/89	4.00	7.00	39.00
B	4	04/23/89	5.00	19.00	27.00	B	4	07/27/89	4.00	9.00	39.00
B	4	04/24/89	5.00	12.00	27.00	B	4	07/28/89	4.00	11.00	41.00
B	4	04/25/89	5.00	13.00	25.00	B	4	07/29/89	6.00	12.00	39.00
B	4	04/26/89	4.00	13.00	23.00	B	4	07/30/89	5.00	10.00	40.00
B	4	04/27/89	5.00	12.00	23.00	B	4	07/31/89	5.00	9.00	41.00
B	4	04/28/89	6.00	11.00	25.00	B	4	08/01/89	5.00	10.00	40.00
B	4	04/29/89	7.00	13.00	25.00	B	4	08/02/89	6.00	11.00	40.00
B	4	04/30/89	8.00	15.00	25.00	B	4	08/03/89	4.00	13.00	40.00
B	4	05/01/89	5.00	3.00	25.00	B	4	08/04/89	6.00	13.00	41.00
B	4	05/02/89	5.00	12.00	26.00	B	4	08/05/89	5.00	16.00	43.00
B	4	05/03/89	6.00	15.00	31.00	B	4	08/06/89	7.00	12.00	42.00
B	4	05/04/89	8.00	12.00	34.00	B	4	08/07/89	6.00	12.00	41.00
B	4	05/05/89	8.00	11.00	34.00	B	4	08/08/89	5.00	9.00	40.00
B	4	05/06/89	7.00	15.00	36.00	B	4	08/09/89	6.00	12.00	40.00
B	4	05/07/89	8.00	17.00	35.00	B	4	08/10/89	6.00	15.00	40.00
B	4	05/08/89	7.00	20.00	34.00	B	4	08/11/89	7.00	15.00	40.00
B	4	05/09/89	7.00	18.00	34.00	B	4	08/12/89	5.00	19.00	41.00
B	4	05/10/89	7.00	14.00	32.00	B	4	08/13/89	6.00	23.00	41.00
B	4	05/11/89	8.00	19.00	32.00	B	4	08/14/89	9.00	35.00	42.00
B	4	05/12/89	6.00	9.00	32.00	B	4	08/15/89	8.00	27.00	42.00
B	4	05/13/89	7.00	13.00	31.00	B	4	08/16/89	6.00	16.00	41.00
B	4	05/14/89	9.00	15.00	32.00	B	4	08/17/89	11.00	20.00	44.00
B	4	05/15/89	6.00	21.00	32.00	B	4	08/18/89	9.00	24.00	41.00
B	4	05/16/89	5.00	18.00	33.00	B	4	08/19/89	8.00	26.00	42.00
B	4	05/17/89	7.00	14.00	33.00	B	4	08/20/89	8.00	31.00	41.00
B	4	05/18/89	6.00	19.00	33.00	B	4	08/21/89	8.00	9.00	40.00
B	4	05/19/89	6.00	19.00	34.00	B	4	08/22/89	7.00	24.00	38.00
B	4	05/20/89	7.00	23.00	34.00	B	4	08/23/89	9.00	23.00	40.00

Listing A - 2

Raw Data Listing of Daily BOD, TSS, and Flow Data
Used in Calculations of Variabililty Factors

Proposed Subpart	Mill	Sampling Date	BOD Conc (mg/l)	TSS Conc (mg/l)	Flow (mgd)
B	4	08/24/89	7.00	23.00	43.00
B	4	08/25/89	5.00	24.00	41.00
B	4	08/26/89	9.00	32.00	38.00
B	4	08/27/89	10.00	28.00	39.00
B	4	08/28/89	9.00	49.00	40.00
B	4	08/29/89	10.00	28.00	41.00
B	4	08/30/89	9.00	29.00	39.00
B	4	08/31/89	10.00	25.00	39.00
B	4	09/01/89	8.00	25.00	40.00
B	4	09/02/89	9.00	22.00	39.00
B	4	09/03/89	9.00	26.00	40.00
B	4	09/04/89	9.00	22.00	40.00
B	4	09/05/89	9.00	29.00	40.00
B	4	09/06/89	7.00	9.00	40.00
B	4	09/07/89	7.00	13.00	41.00
B	4	09/08/89	6.00	13.00	41.00
B	4	09/09/89	6.00	5.00	41.00
B	4	09/10/89	2.00	10.00	41.00
B	4	09/11/89	7.00	22.00	40.00
B	4	09/12/89	6.00	30.00	40.00
B	4	09/13/89	6.00	30.00	40.00
B	4	09/14/89	7.00	49.00	40.00
B	4	09/15/89	8.00	47.00	41.00
B	4	09/16/89	8.00	32.00	41.00
B	4	09/17/89	11.00	54.00	40.00
B	4	09/18/89	9.00	35.00	42.00
B	4	09/19/89	10.00	24.00	43.00
B	4	09/20/89	8.00	22.00	42.00
B	4	09/21/89	8.00	14.00	40.00
B	4	09/22/89	7.00	17.00	39.00
B	4	09/23/89	6.00	30.00	38.00
B	4	09/24/89	4.00	16.00	39.00
B	4	09/25/89	9.00	19.00	41.00
B	4	09/26/89	12.00	25.00	39.00
B	4	09/27/89	11.00	30.00	38.00
B	4	09/28/89	9.00	28.00	39.00
B	4	09/29/89	8.00	27.00	39.00
B	4	09/30/89	8.00	47.00	42.00
B	4	10/01/89	8.00	24.00	42.00
B	4	10/02/89	9.00	23.00	42.00
B	4	10/03/89	9.00	22.00	36.00
B	4	10/04/89	9.00	21.00	32.00
B	4	10/05/89	8.00	19.00	32.00
B	4	10/06/89	10.00	33.00	32.00
B	4	10/07/89	9.00	26.00	32.00
B	4	10/08/89	7.00	26.00	32.00
B	4	10/09/89	11.00	23.00	29.00
B	4	10/10/89	9.00	16.00	31.00
B	4	10/11/89	9.00	18.00	35.00
B	4	10/12/89	7.00	24.00	35.00
B	4	10/13/89	9.00	24.00	37.00
B	4	10/14/89	11.00	23.00	37.00
B	4	10/15/89	10.00	20.00	37.00
B	4	10/16/89	11.00	28.00	39.00
B	4	10/17/89	9.00	21.00	38.00
B	4	10/18/89	7.00	22.00	38.00
B	4	10/19/89	7.00	21.00	38.00
B	4	10/20/89	7.00	23.00	38.00
B	4	10/21/89	5.00	26.00	39.00
B	4	10/22/89	6.00	25.00	39.00
B	4	10/23/89	5.00	25.00	39.00
B	4	10/24/89	6.00	23.00	38.00
B	4	10/25/89	6.00	22.00	38.00
B	4	10/26/89	6.00	23.00	38.00
B	4	10/27/89	6.00	27.00	39.00
B	4	10/28/89	7.00	33.00	39.00
B	4	10/29/89	9.00	36.00	43.00
B	4	10/30/89	6.00	32.00	40.00
B	4	10/31/89	5.00	28.00	42.00
B	4	11/01/89	8.00	23.00	41.00
B	4	11/02/89	7.00	25.00	40.00
B	4	11/03/89	7.00	27.00	40.00
B	4	11/04/89	9.00	36.00	37.00
B	4	11/05/89	9.00	32.00	41.00
B	4	11/06/89	9.00	26.00	42.00
B	4	11/07/89	10.00	41.00	40.00
B	4	11/08/89	13.00	33.00	40.00
B	4	11/09/89	9.00	37.00	40.00
B	4	11/10/89	9.00	26.00	41.00
B	4	11/11/89	8.00	27.00	41.00
B	4	11/12/89	8.00	27.00	41.00
B	4	11/13/89	5.00	21.00	41.00
B	4	11/14/89	6.00	26.00	40.00
B	4	11/15/89	5.00	27.00	40.00
B	4	11/16/89	4.00	17.00	41.00
B	4	11/17/89	7.00	22.00	37.00
B	4	11/18/89	6.00	18.00	39.00
B	4	11/19/89	8.00	24.00	40.00
B	4	11/20/89	6.00	23.00	40.00
B	4	11/21/89	8.00	25.00	40.00
B	4	11/22/89	5.00	24.00	40.00
B	4	11/23/89	6.00	22.00	40.00
B	4	11/24/89	4.00	26.00	41.00
8	4	11/25/89	6.00	29.00	43.00
B	4	11/26/89	6.00	28.00	42.00
B	4	11/27/89	7.00	45.00	42.00
B	4	11/28/89	9.00	49.00	41.00
B	4	11/29/89	10.00	42.00	39.00
B	4	11/30/89	9.00	39.00	40.00
B	4	12/01/89	6.00	41.00	39.00
B	4	12/02/89	8.00	37.00	40.00
B	4	12/03/89	5.00	36.00	40.00
B	4	12/04/89	7.00	30.00	41.00
B	4	12/05/89	9.00	31.00	40.00
B	4	12/06/89	8.00	29.00	40.00
B	4	12/07/89	10.00	34.00	39.00
B	4	12/08/89	6.00	27.00	40.00
B	4	12/09/89	5.00	32.00	37.00
B	4	12/10/89	6.00	23.00	37.00
B	4	12/11/89	5.00	19.00	37.00
B	4	12/12/89	5.00	20.00	37.00
B	4	12/13/89	7.00	18.00	34.00
B	4	12/14/89	6.00	28.00	28.00
B	4	12/15/89	6.00	24.00	27.00
B	4	12/16/89	5.00	23.00	32.00
B	4	12/17/89	6.00	27.00	30.00
B	4	12/18/89	7.00	28.00	31.00
B	4	12/19/89	8.00	39.00	34.00
B	4	12/20/89	8.00	48.00	37.00
B	4	12/21/89	9.00	48.00	45.00
B	4	12/22/89	10.00	54.00	39.00
B	4	12/23/89	9.00	73.00	32.00
B	4	12/24/89	10.00	81.00	31.00
B	4	12/25/89	11.00	85.00	30.00
B	4	12/26/89	11.00	74.00	26.00
B	4	12/27/89	9.00	66.00	27.00
B	4	12/28/89	10.00	55.00	30.00
B	4	12/29/89	7.00	56.00	31.00
B	4	12/30/89	8.00	52.00	31.00
B	4	12/31/89	10.00	56.00	31.00
B	5	01/01/89	7.00	6.00	7.33
B	5	01/02/89	8.00	7.00	7.54
B	5	01/03/89	8.00	10.00	7.31
B	5	01/04/89	9.00	9.00	7.31
B	5	01/05/89	8.00	9.00	7.54
B	5	01/06/89	8.00	9.00	9.89
B	5	01/07/89	8.00	9.00	13.05
B	5	01/08/89	7.00	9.00	13.13
B	5	01/09/89	6.00	8.00	12.61
B	5	01/10/89	6.00	8.00	12.66
B	5	01/11/89	7.00	8.00	7.11
B	5	01/12/89	8.00	8.00	7.25
B	5	01/13/89	7.00	8.00	7.25
B	5	01/14/89	7.00	7.00	7.24
B	5	01/15/89	8.00	6.00	7.34
B	5	01/16/89	7.00	7.00	7.39
B	5	01/17/89	7.00	7.00	7.10
B	5	01/18/89	8.00	8.00	7.00
B	5	01/19/89	8.00	7.00	7.00
B	5	01/20/89	8.00	8.00	7.05
B	5	01/21/89	8.00	8.00	7.02
B	5	01/22/89	8.00	7.00	7.07
B	5	01/23/89	8.00	6.00	6.98
B	5	01/24/89	8.00	7.00	6.89
B	5	01/25/89	9.00	8.00	7.12
B	5	01/26/89	8.00	8.00	7.00
B	5	01/27/89	8.00	9.00	7.13
B	5	01/28/89	8.00	8.00	7.13
B	5	01/29/89	8.00	9.00	11.07
B	5	01/30/89	7.00	10.00	13.31
B	5	01/31/89	8.00	9.00	11.71
B	5	02/01/89	8.00	10.00	12.90
B	5	02/02/89	8.00	10.00	12.82
B	5	02/03/89	10.00	11.00	8.76
B	5	02/04/89	7.00	9.00	6.95
B	5	02/05/89	7.00	8.00	7.12
B	5	02/06/89	6.00	7.00	6.97
B	5	02/07/89	7.00	7.00	7.34
B	5	02/08/89	6.00	7.00	6.97
B	5	02/09/89	7.00	6.00	7.28
B	5	02/10/89	7.00	7.00	7.00
B	5	02/11/89	7.00	7.00	7.23
B	5	02/12/89	8.00	8.00	7.14
B	5	02/13/89	7.00	7.00	7.31
B	5	02/14/89	7.00	8.00	7.35
B	5	02/15/89	7.00	7.00	7.31
B	5	02/16/89	7.00	7.00	7.19
B	5	02/17/89	6.00	8.00	7.20
B	5	02/18/89	7.00	7.00	7.36
B	5	02/19/89	6.00	7.00	7.31
B	5	02/20/89		6.00	7.21
B	5	02/21/89	.	9.00	11.60
B	5	02/22/89	.	7.00	12.85
B	5	02/23/89	.	8.00	12.97
B	5	02/24/89	.	9.00	13.18
B	5	02/25/89	7.00	10.00	13.15
B	5	02/26/89	8.00	12.00	13.19
B	5	02/27/89	7.00	9.00	11.12
B	5	02/28/89	6.00	8.00	13.03
B	5	03/01/89	6.00	8.00	12.99

Listing A - 2

Raw Data Listing of Daily BOD, TSS, and Flow Data
Used in Calculations of Variabililty Factors

Proposed Subpart	Mill	Sampling Date	BOD Conc (mg/l)	TSS Conc (mg/l)	Flow (mgd)	Proposed Subpart	Mill	Sampling Date	BOD Conc (mg/l)	TSS Conc (mg/l)	Flow (mgd)
B	5	03/02/89	7.00	8.00	7.60	B	5	06/05/89	3.00	3.00	7.08
B	5	03/03/89	5.00	9.00	7.23	B	5	06/06/89	3.00	2.00	6.97
B	5	03/04/89	5.00	7.00	7.24	B	5	06/07/89	3.00	3.00	7.13
B	5	03/05/89	5.00	7.00	7.37	B	5	06/08/89	4.00	2.00	7.20
B	5	03/06/89	4.00	8.00	7.42	B	5	06/09/89	4.00	3.00	9.09
B	5	03/07/89	4.00	7.00	7.27	B	5	06/10/89	3.00	2.00	13.08
B	5	03/08/89	5.00	8.00	7.36	B	5	06/11/89	3.00	5.00	12.92
B	5	03/09/89	5.00	6.00	7.47	B	5	06/12/89	2.00	2.00	12.96
B	5	03/10/89	5.00	7.00	7.07	B	5	06/13/89	4.00	5.00	8.46
B	5	03/11/89	6.00	8.00	7.26	B	5	06/14/89	3.00	4.00	7.21
B	5	03/12/89	8.00	7.00	12.66	B	5	06/15/89	3.00	3.00	7.18
B	5	03/13/89	5.00	11.00	12.81	B	5	06/16/89	4.00	4.00	6.17
B	5	03/14/89	5.00	7.00	12.76	B	5	06/17/89	3.00	4.00	7.04
B	5	03/15/89	6.00	9.00	12.80	B	5	06/18/89			
B	5	03/16/89	6.00	9.00	7.49	B	5	06/19/89			
B	5	03/17/89	6.00	9.00	6.44	B	5	06/20/89	.	.	1.99
B	5	03/18/89	6.00	9.00	7.40	B	5	06/21/89	3.00	2.00	12.41
B	5	03/19/89	4.00	9.00	7.33	B	5	06/22/89			
B	5	03/20/89	5.00	10.00	7.36	B	5	06/23/89			
B	5	03/21/89	6.00	10.00	7.14	B	5	06/24/89			
B	5	03/22/89	5.00	8.00	6.97	B	5	06/25/89			
B	5	03/23/89	5.00	9.00	7.22	B	5	06/26/89			
B	5	03/24/89	6.00	9.00	12.59	B	5	06/27/89			
B	5	03/25/89	6.00	9.00	13.01	B	5	06/28/89			
B	5	03/26/89	5.00	9.00	13.36	B	5	06/29/89			
B	5	03/27/89	4.00	8.00	12.93	B	5	06/30/89			
B	5	03/28/89	5.00	9.00	12.81	B	5	07/01/89			
B	5	03/29/89	5.00	10.00	12.67	B	5	07/02/89			
B	5	03/30/89	5.00	10.00	7.61	B	5	07/03/89	2.00	2.00	20.07
B	5	03/31/89	7.00	17.00	7.32	B	5	07/04/89	.	2.00	20.48
B	5	04/01/89	6.00	13.00	7.15	B	5	07/05/89	3.00	1.00	17.36
B	5	04/02/89	6.00	8.00	7.49	B	5	07/06/89			
B	5	04/03/89	7.00	9.00	7.35	B	5	07/07/89			
B	5	04/04/89	7.00	10.00	7.10	B	5	07/08/89			
B	5	04/05/89	7.00	12.00	7.18	B	5	07/09/89			
B	5	04/06/89	6.00	9.00	7.43	B	5	07/10/89			
B	5	04/07/89	7.00	14.00	7.44	B	5	07/11/89			
B	5	04/08/89	7.00	8.00	7.36	B	5	07/12/89			
B	5	04/09/89	6.00	7.00	7.17	B	5	07/13/89			
B	5	04/10/89	5.00	5.00	6.41	B	5	07/14/89			
B	5	04/11/89	5.00	5.00	6.98	B	5	07/15/89			
B	5	04/12/89	4.00	4.00	6.94	B	5	07/16/89			
B	5	04/13/89	4.00	5.00	6.99	B	5	07/17/89			
B	5	04/14/89	4.00	5.00	6.89	B	5	07/18/89			
B	5	04/15/89	4.00	4.00	6.78	B	5	07/19/89			
B	5	04/16/89	3.00	4.00	6.82	B	5	07/20/89			
B	5	04/17/89	4.00	4.00	10.04	B	5	07/21/89			
B	5	04/18/89	3.00	4.00	13.11	B	5	07/22/89			
B	5	04/19/89	4.00	4.00	11.31	B	5	07/23/89			
B	5	04/20/89	4.00	3.00	12.67	B	5	07/24/89			
B	5	04/21/89	4.00	4.00	12.81	B	5	07/25/89			
B	5	04/22/89	4.00	3.00	12.21	B	5	07/26/89			
B	5	04/23/89	5.00	3.00	7.20	B	5	07/27/89			
B	5	04/24/89	4.00	4.00	6.98	B	5	07/28/89			
B	5	04/25/89	5.00	4.00	7.27	B	5	07/29/89			
B	5	04/26/89	4.00	4.00	7.34	B	5	07/30/89	3.00	4.00	7.35
B	5	04/27/89	4.00	3.00	7.30	B	5	07/31/89			
B	5	04/28/89	4.00	4.00	7.36	B	5	08/01/89	2.00	1.00	13.67
B	5	04/29/89	4.00	4.00	7.28	B	5	08/02/89	2.00	1.00	24.70
B	5	04/30/89	4.00	3.00	7.41	B	5	08/03/89	2.00	1.00	27.56
B	5	05/01/89	3.00	3.00	7.13	B	5	08/04/89	3.00	2.00	15.16
B	5	05/02/89	3.00	4.00	7.50	B	5	08/05/89			
B	5	05/03/89	4.0D	6.00	5.25	B	5	08/06/89			
B	5	05/04/89	3.00	5.00	7.06	B	5	08/07/89			
B	5	05/05/89	7.00	7.00	4.25	B	5	08/08/89		.	.
B	5	05/06/89	5.00	4.00	9.23	B	5	08/09/89	3.00	2.00	24.95
B	5	05/07/89	5.00	6.00	12.95	B	5	08/10/89	2.00	1.00	26.61
B	5	05/08/89	4.00	3.00	9.19	B	5	08/11/89	3.00	1.00	26.20
B	5	05/09/89	3.00	2.00	12.89	B	5	08/12/89	3.00	1.00	25.59
B	5	05/10/89	3.00	3.00	13.16	B	5	08/13/89	3.00	1.00	26.79
B	5	05/11/89	3.00	2.00	13.47	B	5	08/14/89	3.00	1.00	29.66
B	5	05/12/89	2.00	2.00	12.86	B	5	08/15/89	3.00	1.00	28.21
B	5	05/13/89	3.00	3.00	12.79	B	5	08/16/89	2.00	1.00	27.65
B	5	05/14/89	2.00	1.00	12.87	B	5	08/17/89	3.00	2.00	22.09
B	5	05/15/89	3.00	3.00	13.07	B	5	08/18/89	2.00	1.00	26.51
B	5	05/16/89	2.00	2.00	12.72	B	5	08/19/89	2.00	2.00	29.15
B	5	05/17/89	3.00	3.00	7.60	B	5	08/20/89	3.00	2.00	29.55
B	5	05/18/89	2.00	2.00	7.03	B	5	08/21/89	3.00	2.00	29.04
B	5	05/19/89	5.00	2.00	7.02	B	5	08/22/89	3.00	2.00	28.62
B	5	05/20/89	7.00	2.00	6.92	B	5	08/23/89		2.00	18.57
B	5	05/21/89	4.00	2.00	7.14	B	5	08/24/89	2.00	1.00	28.50
B	5	05/22/89	4.00	3.00	6.97	B	5	08/25/89	3.00	1.00	13.10
B	5	05/23/89	5.00	3.00	7.14	B	5	08/26/89			
B	5	05/24/89	4.00	4.00	6.99	B	5	08/27/89	2.00	3.00	6.14
B	5	05/25/89	4.00	5.00	7.24	B	5	08/28/89	3.00	1.00	13.12
B	5	05/26/89	4.00	2.00	7.13	B	5	08/29/89	3.00	3.00	9.82
B	5	05/27/89	4.00	3.00	7.29	B	5	08/30/89	3.00	2.00	7.00
B	5	05/28/89	4.00	4.00	7.30	B	5	08/31/89	3.00	2.00	5.67
B	5	05/29/89	3.00	3.00	7.09	B	5	09/01/89			
B	5	05/30/89	3.00	2.00	7.26	B	5	09/02/89			
B	5	05/31/89	3.00	4.00	7.00	B	5	09/03/89	.		
B	5	06/01/89	2.00	2.00	6.83	B	5	09/04/89	4.00	1.00	7.34
B	5	06/02/89	3.00	5.00	7.10	B	5	09/05/89	.	1.00	20.38
B	5	06/03/89	3.00	2.00	6.94	B	5	09/06/89	2.00	1.00	19.87
B	5	06/04/89	4.00	2.00	7.06	B	5	09/07/89		1.00	7.77

Listing A 2

Raw Data Listing of Daily BOD, TSS, and Flow Data
Used in Calculations of Variabililty Factors

Proposed Subpart	Mill	Sampling Date	BOD Conc (mg/l)	TSS Conc (mg/l)	Flow (mgd)
B	5	09/08/89	3.00	1.00	7.14
B	5	09/09/89	2.00	1.00	6.91
B	5	09/10/89	3.00	2.00	6.88
B	5	09/11/89	3.00	1.00	14.14
B	5	09/12/89	4.00	3.00	20.04
B	5	09/13/89	4.00	2.00	7.62
B	5	09/14/89	4.00	1.00	12.19
B	5	09/15/89	3.00	1.00	9.08
B	5	09/16/89	.	1.00	6.73
B	5	09/17/89	.	2.00	7.14
B	5	09/18/89	.	1.00	6.60
B	5	09/19/89			1.00
B	5	09/20/89	.	.	.
B	5	09/21/89	.	.	.
B	5	09/22/89	.	.	.
B	5	09/23/89	.		.
B	5	09/24/89		.	.
B	5	09/25/89	.	.	.
B	5	09/26/89	.	.	.
B	5	09/27/89		.	
B	5	09/28/89	.	.	
B	5	09/29/89		.	.
B	5	09/30/89	.		.
B	5	10/01/89	.	.	.
B	5	10/02/89			
B	5	10/03/89		.	
B	5	10/04/89	.		
B	5	10/05/89		.	
B	5	10/06/89		.	.
B	5	10/07/89		.	
B	5	10/08/89	.		.
B	5	10/09/89	.	.	
B	5	10/10/89		.	.
B	5	10/11/89	.	.	
B	5	10/12/89	.	.	.
B	5	10/13/89	.	.	.
B	5	10/14/89	.	.	.
B	5	10/15/89	.	.	.
B	5	10/16/89	.	.	.
B	5	10/17/89	4.00	4.00	10.18
B	5	10/18/89	.	.	.
B	5	10/19/89	.	.	.
B	5	10/20/89	5.00	8.00	20.86
B	5	10/21/89	4.00	2.00	20.26
B	5	10/22/89	3.00	1.00	20.74
B	5	10/23/89	4.00	1.00	19.80
B	5	10/24/89	3.00	1.00	20.22
B	5	10/25/89	3.00	2.00	27.42
B	5	10/26/89	3.00	2.00	28.65
B	5	10/27/89	3.00	2.00	21.15
B	5	10/28/89	3.00	2.00	21.16
B	5	10/29/89	3.00	1.00	20.94
B	5	10/30/89	3.00	2.00	20.10
B	5	10/31/89	3.00	2.00	19.82
B	5	11/01/89	4.00	2.00	19.90
B	5	11/02/89	4.00	2.00	20.65
B	5	11/03/89	3.00	1.00	20.29
B	5	11/04/89	3.00	1.00	13.01
B	5	11/05/89	4.00	2.00	13.01
B	5	11/06/89	4.00	2.00	9.90
B	5	11/07/89	4.00	2.00	7.17
B	5	11/08/89	5.00	2.00	7.21
B	5	11/09/89	5.00	6.00	7.18
B	5	11/10/89	5.00	5.00	7.04
B	5	11/11/89	4.00	2.00	6.81
B	5	11/12/89	4.00	2.00	6.86
B	5	11/13/89	3.00	2.00	6.84
B	5	11/14/89	3.00	4.00	6.85
B	5	11/15/89	4.00	7.00	6.96
B	5	11/16/89	4.00	13.00	6.97
B	5	11/17/89	2.00	4.00	6.68
B	5	11/18/89	3.00	3.00	6.78
B	5	11/19/89	3.00	3.00	6.97
B	5	11/20/89	4.00	6.00	6.80
B	5	11/21/89	3.00	3.00	6.86
B	5	11/22/89	4.00	3.00	6.90
B	5	11/23/89	3.00	3.00	6.86
B	5	11/24/89	3.00	2.00	6.08
B	5	11/25/89	4.00	2.00	6.99
B	5	11/26/89	3.00	2.00	6.97
B	5	11/27/89	4.00	2.00	6.98
B	5	11/28/89	5.00	3.00	7.06
B	5	11/29/89	4.00	2.00	6.84
B	5	11/30/89	3.00	1.00	7.12
B	5	12/01/89	3.00	2.00	7.14
B	5	12/02/89	3.00	3.00	7.06
B	5	12/03/89	4.00	3.00	6.99
B	5	12/04/89	4.00	3.00	6.90
B	5	12/05/89	3.00	3.00	7.05
B	5	12/06/89	5.00	2.00	6.95
B	5	12/07/89	4.00	2.00	7.12
B	5	12/08/89	5.00	1.00	7.02
B	5	12/09/89	2.00	2.00	11.25
B	5	12/10/89	5.00	2.00	13.01
B	5	12/11/89	4.00	2.00	12.94
B	5	12/12/89	4.00	2.00	12.87
B	5	12/13/89	5.00	2.00	11.80
B	5	12/14/89	4.00	2.00	10.64
B	5	12/15/89	4.00	3.00	7.02
B	5	12/16/89	5.00	2.00	6.63
B	5	12/17/89	3.00	2.00	6.96
B	5	12/18/89	3.00	2.00	4.89
B	5	12/19/89	4.00	2.00	7.18
B	5	12/20/89	4.00	3.00	2.88
B	5	12/21/89	.		6.53
B	5	12/22/89	4.00	6.00	7.08
B	5	12/23/89	6.00	6.00	5.83
B	5	12/24/89	.	.	.
B	5	12/25/89	.	.	.
B	5	12/26/89		.	.
B	5	12/27/89		.	11.70
B	5	12/28/89	4.00	4.00	13.11
B	5	12/29/89	5.00	3.00	13.42
B	5	12/30/89	3.00	3.00	13.14
B	5	12/31/89	4.00	5.00	13.63
B	6	01/01/89	36.80	72.00	10.48
B	6	01/02/89	30.40	86.00	17.51
B	6	01/03/89	37.30	80.00	20.00
B	6	01/04/89	39.00	51.00	20.00
B	6	01/05/89	25.00	83.00	20.00
B	6	01/06/89	28.40	36.70	20.00
B	6	01/07/89	29.00	36.30	17.96
B	6	01/08/89	31.50	57.00	14.36
B	6	01/09/89	47.30	76.00	13.19
B	6	01/10/89	47.20	69.00	14.92
B	6	01/11/89	51.90	72.00	14.21
B	6	01/12/89	52.00	67.00	15.03
B	6	01/13/89	47.60	68.00	11.70
B	6	01/14/89	55.40	54.30	11.14
B	6	01/15/89	59.00	56.30	11.16
B	6	01/16/89	60.10	53.00	12.11
B	6	01/17/89	66.10	54.70	13.49
B	6	01/18/89	58.10	57.70	14.04
B	6	01/19/89	49.00	39.00	14.92
B	6	01/20/89	58.20	52.00	13.09
B	6	01/21/89	53.80	34.40	12.52
B	6	01/22/89	54.20	45.80	11.45
B	6	01/23/89	58.90	52.20	10.36
B	6	01/24/89	53.60	36.80	10.96
B	6	01/25/89	59.00	34.30	9.64
B	6	01/26/89	54.40	52.30	10.12
B	6	01/27/89	51.10	32.00	10.13
B	6	01/28/89	51.00	51.70	9.78
B	6	01/29/89	49.00	42.90	9.74
B	6	01/30/89	50.70	42.70	8.80
B	6	01/31/89	40.00	36.70	8.69
B	6	02/01/89	41.30	48.40	9.38
B	6	02/02/89	35.60	59.90	10.22
B	6	02/03/89	43.30	65.50	10.20
B	6	02/04/89	46.30	82.00	10.13
B	6	02/05/89	41.00	74.30	9.60
B	6	02/06/89	57.00	169.00	9.70
B	6	02/07/89	46.00	50.30	12.92
B	6	02/08/89	39.80	43.60	14.10
B	6	02/09/89	42.10	45.00	14.71
B	6	02/10/89	36.50	71.00	13.65
B	6	02/11/89	38.40	51.00	14.84
B	6	02/12/89	37.80	86.60	15.09
B	6	02/13/89	41.70	51.00	10.17
B	6	02/14/89	33.50	59.00	10.22
B	6	02/15/89	30.90	52.00	9.30
B	6	02/16/89	30.80	45.70	9.22
B	6	02/17/89	26.40	44.30	9.25
B	6	02/18/89	28.60	46.30	9.27
B	6	02/19/89	32.00	37.30	9.50
B	6	02/20/89	34.30	48.00	9.38
B	6	02/21/89	37.40	48.90	11.22
B	6	02/22/89	40.00	39.10	14.72
B	6	02/23/89	41.90	40.40	20.00
B	6	02/24/89	45.10	52.10	20.00
B	6	02/25/89	48.00	34.90	20.00
B	6	02/26/89	38.90	48.40	20.00
B	6	02/27/89	34.80	54.00	20.00
B	6	02/28/89	35.20	52.30	20.00
B	6	03/01/89	38.00	50.00	15.14
B	6	03/02/89	46.40	42.30	14.54
B	6	03/03/89	43.70	49.60	15.82
B	6	03/04/89	45.00	49.60	20.95
B	6	03/05/89	64.10	117.00	9.37
B	6	03/06/89	51.80	92.00	6.59
B	6	03/07/89	60.00	105.00	2.39
B	6	03/08/89	59.00	107.00	10.42
B	6	03/09/89	54.00	78.00	8.90
B	6	03/10/89	55.60	58.00	9.10
B	6	03/11/89	51.10	40.60	9.06
B	6	03/12/89	55.50	47.60	9.04
B	6	03/13/89	54.20	43.30	9.01
B	6	03/14/89	52.50	60.50	12.23
B	6	03/15/89	48.30	56.00	11.89
B	6	03/16/89	42.30	53.00	10.83

Listing A 2

Raw Data Listing of Daily BOD, TSS, and Flow Data
Used in Calculations of Variability Factors

Proposed Subpart	Mill	Sampling Date	BOD Conc (mg/l)	TSS Conc (mg/l)	Flow (mgd)
B	6	03/17/89	44.70	49.50	9.56
B	6	03/18/89	44.50	44.50	9.66
B	6	03/19/89	45.00	42.00	9.58
B	6	03/20/89	48.00	44.30	9.55
B	6	03/21/89	50.20	38.50	9.65
B	6	03/22/89	53.20	46.00	11.04
B	6	03/23/89	54.30	26.00	11.13
B	6	03/24/89	57.80	34.30	9.81
B	6	03/25/89	55.80	48.30	9.66
B	6	03/26/89	47.70	60.20	9.73
B	6	03/27/89	45.90	52.00	9.27
B	6	03/28/89	49.70	58.00	8.42
B	6	03/29/89	44.50	53.80	8.75
B	6	03/30/89	55.00	48.20	12.50
B	6	03/31/89	41.90	71.60	13.79
B	6	04/01/89	24.60	71.00	9.71
B	6	04/02/89	58.30	67.00	9.39
B	6	04/03/89	52.80	65.30	10.40
B	6	04/04/89	59.80	73.00	10.41
B	6	04/05/89	58.00	72.70	7.57
B	6	04/06/89	60.80	75.30	9.69
B	6	04/07/89	51.20	87.00	10.20
B	6	04/08/89	53.30	91.60	10.12
B	6	04/09/89	51.60	89.30	11.71
B	6	04/10/89	45.20	87.30	13.06
B	6	04/11/89	48.10	73.60	15.42
B	6	04/12/89	48.40	77.30	10.16
B	6	04/13/89	46.80	65.60	7.60
B	6	04/14/89	45.60	66.00	9.46
B	6	04/15/89	40.90	70.30	10.80
B	6	04/16/89	48.00	49.30	10.78
B	6	04/17/89	44.70	63.00	11.32
B	6	04/18/89	45.70	61.60	10.21
B	6	04/19/89	41.10	71.00	7.89
B	6	04/20/89	44.90	67.70	7.66
B	6	04/21/89	44.60	59.00	11.12
B	6	04/22/89	49.90	80.70	12.61
B	6	04/23/89	47.00	72.00	10.20
B	6	04/24/89	55.50	66.70	10.37
B	6	04/25/89	44.70	57.00	10.98
B	6	04/26/89	51.50	68.00	10.85
B	6	04/27/89	46.60	69.30	9.79
B	6	04/28/89	49.80	73.00	9.08
B	6	04/29/89	55.90	80.30	9.29
B	6	04/30/89	43.00	46.30	7.21
B	6	05/01/89	45.20	51.00	9.40
B	6	05/02/89	57.20	40.30	14.40
B	6	05/03/89	39.90	57.00	10.85
B	6	05/04/89	36.00	58.30	8.74
B	6	05/05/89	57.10	54.00	8.77
B	6	05/06/89	44.00	27.60	8.88
B	6	05/07/89	44.00	48.70	8.90
B	6	05/08/89	51.20	46.30	9.06
B	6	05/09/89	53.00	59.00	9.53
B	6	05/10/89	52.90	31.00	12.26
B	6	05/11/89	57.60	38.00	10.03
B	6	05/12/89	34.00	57.00	9.60
B	6	05/13/89	42.00	50.30	9.85
B	6	05/14/89	78.00	69.00	9.76
B	6	05/15/89	62.00	74.70	9.64
B	6	05/16/89	54.00	62.30	9.25
B	6	05/17/89	48.90	60.60	9.24
B	6	05/18/89	47.40	42.10	11.79
B	6	05/19/89	43.60	43.10	12.15
B	6	05/20/89	51.80	40.30	9.49
B	6	05/21/89	42.60	45.00	8.31
B	6	05/22/89	37.90	58.30	10.30
B	6	05/23/89	41.40	47.30	9.29
B	6	05/24/89	44.50	49.00	9.26
B	6	05/25/89	53.90	39.00	10.79
B	6	05/26/89	50.20	32.00	11.47
B	6	05/27/89	42.20	34.00	11.74
B	6	05/28/89	45.60	32.70	9.70
B	6	05/29/89	33.80	34.30	8.16
B	6	05/30/89	47.40	34.70	8.40
B	6	05/31/89	39.30	29.30	8.90
B	6	06/01/89	49.60	42.00	2.83
B	6	06/02/89	35.10	36.00	7.44
B	6	06/03/89	31.70	28.90	7.88
B	6	06/04/89	33.50	28.90	7.84
B	6	06/05/89	39.00	31.30	7.43
B	6	06/06/89	41.00	28.70	7.07
B	6	06/07/89	39.00	40.30	8.48
B	6	06/08/89	29.00	37.30	11.61
B	6	06/09/89	29.10	29.00	13.83
B	6	06/10/89	26.20	43.00	17.96
B	6	06/11/89	29.60	47.30	19.85
B	6	06/12/89	35.80	54.00	15.20
B	6	06/13/89	23.00	30.00	17.60
B	6	06/14/89	24.20	54.30	12.32
B	6	06/15/89	20.60	45.30	10.16
B	6	06/16/89	27.00	66.00	11.93
B	6	06/17/89	30.30	82.60	7.90
B	6	06/18/89	26.60	45.00	11.80
B	6	06/19/89	17.30	31.00	7.00
B	6	06/20/89	19.30	37.50	14.49
B	6	06/21/89	18.70	66.60	10.65
B	6	06/22/89	16.80	20.70	5.40
B	6	06/23/89	17.40	26.20	11.47
B	6	06/24/89	15.60	24.20	10.36
B	6	06/25/89	16.30	21.20	7.41
B	6	06/26/89	20.00	34.00	11.29
B	6	06/27/89	15.10	12.00	11.84
B	6	06/28/89	14.40	27.30	9.59
B	6	06/29/89	12.10	24.00	8.67
B	6	06/30/89	29.20	31.00	9.29
B	6	07/01/89	26.90	15.70	8.52
B	6	07/02/89	27.40	41.00	8.03
B	6	07/03/89	18.30	17.70	7.95
B	6	07/04/89	16.90	28.00	12.32
B	6	07/05/89	23.50	32.70	20.17
B	6	07/06/89	13.90	8.30	14.20
B	6	07/07/89	15.20	35.70	13.12
B	6	07/08/89	30.80	43.00	14.74
B	6	07/09/89	19.40	19.30	23.20
B	6	07/10/89	17.80	15.00	16.47
B	6	07/11/89	18.00	17.70	14.61
B	6	07/12/89	16.10	23.00	14.83
B	6	07/13/89	14.40	15.30	15.07
B	6	07/14/89	16.10	22.80	13.86
B	6	07/15/89	12.20	24.00	11.77
B	6	07/16/89	15.60	25.00	12.49
B	6	07/17/89	15.10	24.20	13.89
B	6	07/18/89	13.20	15.80	13.68
B	6	07/19/89	13.00	17.80	12.12
B	6	07/20/89	16.50	29.50	13.07
B	6	07/21/89	12.00	28.50	13.49
B	6	07/22/89	12.70	19.00	12.97
B	6	07/23/89	22.20	31.00	12.60
B	6	07/24/89	18.00	19.80	13.52
B	6	07/25/89	35.10	55.70	14.86
B	6	07/26/89	26.70	25.00	15.30
B	6	07/27/89	23.60	21.50	15.55
B	6	07/28/89	16.80	25.30	13.82
B	6	07/29/89	21.10	21.00	12.74
B	6	07/30/89	23.00	8.30	12.90
B	6	07/31/89	22.00	24.60	13.08
B	6	08/01/89	42.30	28.00	12.81
B	6	08/02/89	35.40	28.00	12.65
B	6	08/03/89	32.50	29.30	9.60
B	6	08/04/89	20.50	19.00	9.21
B	6	08/05/89	23.30	24.30	13.29
B	6	08/06/89	21.40	35.70	13.75
B	6	08/07/89	21.80	17.30	14.06
B	6	08/08/89	22.00	22.80	12.31
B	6	08/09/89	28.40	33.80	10.78
B	6	08/10/89	18.60	13.00	10.23
B	6	08/11/89	25.80	20.10	10.38
B	6	08/12/89	25.40	22.00	10.34
B	6	08/13/89	29.60	31.30	10.52
B	6	08/14/89	24.00	30.00	10.39
B	6	08/15/89	25.00	25.00	10.41
B	6	08/16/89	30.00	24.00	10.43
B	6	08/17/89	29.10	33.20	10.48
B	6	08/18/89	24.00	23.20	10.18
B	6	08/19/89	23.10	24.00	11.38
B	6	08/20/89	26.40	30.70	11.90
B	6	08/21/89	25.40	28.60	9.09
B	6	08/22/89	35.80	41.60	9.00
B	6	08/23/89	26.00	27.00	8.89
B	6	08/24/89	30.50	38.00	9.73
B	6	08/25/89	32.90	43.80	9.30
B	6	08/26/89	39.00	56.00	8.97
B	6	08/27/89	29.60	34.40	7.90
B	6	08/28/89	28.40	31.30	7.67
B	6	08/29/89	27.10	41.70	7.59
B	6	08/30/89	26.00	29.00	7.71
B	6	08/31/89	26.60	31.00	7.50
B	6	09/01/89	23.10	39.30	9.52
B	6	09/02/89	24.70	23.30	13.10
B	6	09/03/89	35.20	47.00	15.78
B	6	09/04/89	36.40	58.00	8.27
B	6	09/05/89	26.80	51.80	9.08
B	6	09/06/89	24.00	33.00	10.87
B	6	09/07/89	24.70	34.20	10.90
B	6	09/08/89	25.00	67.00	10.86
B	6	09/09/89	29.20	58.10	9.53
B	6	09/10/89	24.20	32.20	9.53
B	6	09/11/89	36.40	38.00	7.48
B	6	09/12/89	48.50	64.30	7.30
B	6	09/13/89	32.30	39.00	7.35
B	6	09/14/89	35.70	53.00	6.86
B	6	09/15/89	48.60	101.00	6.76
B	6	09/16/89	32.20	48.60	6.69
B	6	09/17/89	24.40	26.60	6.83
B	6	09/18/89	28.40	38.80	6.91
B	6	09/19/89	47.00	45.80	6.82
B	6	09/20/89	31.70	38.90	6.92
B	6	09/21/89	32.50	46.00	6.99
B	6	09/22/89	35.00	45.10	6.82

Listing A 2

Raw Data Listing of Daily BOD, TSS, and Flow Data
Used in Calculations of Variability Factors

Proposed Subpart	Mill	Sampling Date	BOD Conc (mg/l)	TSS Conc (mg/l)	Flow (mgd)
B	6	09/23/89	30.30	34.10	6.97
B	6	09/24/89	31.90	43.00	5.90
B	6	09/25/89	30.00	44.30	4.90
B	6	09/26/89	42.00	52.40	5.40
B	6	09/27/89	40.10	45.10	6.26
B	6	09/28/89	38.00	40.90	7.35
B	6	09/29/89	35.20	38.20	10.01
B	6	09/30/89	30.80	61.80	11.22
B	6	10/01/89	46.20	38.00	16.30
B	6	10/02/89	47.40	40.20	20.50
B	6	10/03/89	55.20	34.30	20.08
B	6	10/04/89	59.70	90.70	19.80
B	6	10/05/89	52.20	38.00	10.74
B	6	10/06/89	46.70	30.70	13.15
B	6	10/07/89	46.00	24.70	14.12
B	6	10/08/89	46.00	45.50	14.48
B	6	10/09/89	43.50	32.50	14.72
B	6	10/10/89	41.70	40.00	15.92
B	6	10/11/89	39.80	38.30	16.04
B	6	10/12/89	49.00	52.70	14.43
B	6	10/13/89	37.30	46.00	14.20
B	6	10/14/89	35.50	43.00	11.43
B	6	10/15/89	31.40	39.70	9.95
B	6	10/16/89	27.80	50.00	9.86
B	6	10/17/89	30.80	36.60	10.24
B	6	10/18/89	26.20	39.00	10.28
B	6	10/19/89	21.50	37.60	11.55
B	6	10/20/89	22.60	31.50	11.72
B	6	10/21/89	42.50	30.00	13.98
B	6	10/22/89	20.80	29.70	14.31
B	6	10/23/89	13.80	23.80	12.89
B	6	10/24/89	10.20	23.80	10.73
B	6	10/25/89	18.40	41.00	10.35
B	6	10/26/89	13.30	34.00	10.39
B	6	10/27/89	10.30	35.50	9.90
B	6	10/28/89	12.60	18.00	9.37
B	6	10/29/89	14.60	21.00	10.44
B	6	10/30/89	17.70	30.30	10.04
B	6	10/31/89	19.10	26.80	7.18
B	6	11/01/89	19.00	33.30	6.74
B	6	11/02/89	19.00	33.30	6.73
B	6	11/03/89	20.20	29.70	8.92
B	6	11/04/89	26.20	26.30	10.01
B	6	11/05/89	22.40	20.60	10.11
B	6	11/06/89	22.00	13.00	9.84
B	6	11/07/89	20.80	43.30	9.78
B	6	11/08/89	29.70	28.70	9.76
B	6	11/09/89	20.50	27.00	9.52
B	6	11/10/89	25.90	22.80	9.53
B	6	11/11/89	23.20	24.00	7.02
B	6	11/12/89	28.30	26.20	8.82
B	6	11/13/89	27.30	30.30	10.43
B	6	11/14/89	23.50	19.70	12.90
B	6	11/15/89	32.60	24.30	11.55
B	6	11/16/89	31.10	10.70	12.15
B	6	11/17/89	20.30	21.10	11.41
B	6	11/18/89	30.90	27.30	11.23
B	6	11/19/89	20.30	18.50	11.28
B	6	11/20/89	18.00	15.60	12.86
B	6	11/21/89	16.60	16.20	13.58
B	6	11/22/89	38.30	29.70	13.66
B	6	11/23/89	21.20	16.80	13.73
B	6	11/24/89	16.60	17.30	16.04
B	6	11/25/89	33.90	19.00	17.46
B	6	11/26/89	26.40	22.50	16.73
B	6	11/27/89	21.80	29.00	16.74
B	6	11/28/89	22.80	28.60	16.61
B	6	11/29/89	18.20	21.70	15.54
B	6	11/30/89	45.70	21.50	16.47
B	6	12/01/89	21.80	23.00	16.34
B	6	12/02/89	18.60	17.80	16.19
B	6	12/03/89	21.50	33.30	15.87
B	6	12/04/89	16.00	32.20	16.23
B	6	12/05/89	16.10	23.40	13.64
B	6	12/06/89	14.00	17.70	12.62
B	6	12/07/89	20.50	17.70	12.64
B	6	12/08/89	22.30	16.00	14.38
B	6	12/09/89	20.40	15.60	18.00
B	6	12/10/89	24.50	14.30	19.03
B	6	12/11/89	17.50	15.60	18.51
B	6	12/12/89	18.80	15.10	17.98
B	6	12/13/89	19.10	17.80	17.57
B	6	12/14/89	17.20	20.10	17.33
B	6	12/15/89	17.60	19.30	17.58
B	6	12/16/89	20.00	18.00	18.57
B	6	12/17/89	22.00	12.30	17.87
B	6	12/18/89	18.70	23.70	16.99
B	6	12/19/89	26.70	25.30	18.30
B	6	12/20/89	20.00	26.00	13.38
B	6	12/21/89	18.40	16.60	10.55
B	6	12/22/89	19.80	19.30	12.02
B	6	12/23/89	34.00	21.20	15.22
B	6	12/24/89	22.00	14.50	12.84
B	6	12/25/89	26.00	16.00	12.09
B	6	12/26/89	25.80	13.00	12.25
B	6	12/27/89	27.20	18.70	13.23
B	6	12/28/89	26.90	21.00	14.96
B	6	12/29/89	26.80	20.00	12.42
B	6	12/30/89	25.60	19.80	12.50
B	6	12/31/89	28.10	14.00	14.22
B	7	02/01/89	27.00	23.00	50.00
B	7	02/02/89	27.00	24.00	50.00
B	7	02/03/89	28.00	21.00	50.00
B	7	02/04/89	22.00	16.00	50.00
B	7	02/05/89	20.00	17.00	49.00
B	7	02/06/89	20.00	16.00	49.00
B	7	02/07/89	19.00	16.00	49.00
B	7	02/08/89	22.00	19.00	49.00
B	7	02/09/89	20.00	18.00	49.00
B	7	02/10/89	20.00	18.00	49.20
B	7	02/11/89	24.00	27.00	48.00
B	7	02/12/89	27.00	27.00	47.50
B	7	02/13/89	23.00	25.00	53.50
B	7	02/14/89	30.00	32.00	55.00
B	7	02/15/89	27.00	26.00	55.50
B	7	02/16/89	27.00	30.00	56.00
B	7	02/17/89	25.00	34.00	56.00
B	7	02/18/89	26.00	43.00	56.00
B	7	02/19/89	35.00	41.00	56.00
B	7	02/20/89	32.00	35.00	56.50
B	7	02/21/89	35.00	39.00	45.00
B	7	02/22/89	37.00	44.00	45.00
B	7	02/23/89	34.00	40.00	44.00
B	7	02/24/89	33.00	42.00	44.00
B	7	02/25/89	32.00	41.00	46.00
B	7	02/26/89	35.00	41.00	45.00
B	7	02/27/89	36.00	40.00	45.00
B	7	02/28/89	37.00	42.00	44.00
B	7	03/01/89	37.00	40.00	43.50
B	7	03/02/89	35.00	43.00	45.20
B	7	03/03/89	33.00	41.00	45.00
B	7	03/04/89	33.00	44.00	43.00
B	7	03/05/89	38.00	50.00	45.00
B	7	03/06/89	36.00	48.00	50.60
B	7	03/07/89	35.00	41.00	51.50
B	7	03/08/89	34.00	40.00	50.80
B	7	03/09/89	31.00	38.00	51.00
B	7	03/10/89	28.00	37.00	51.00
B	7	03/11/89	28.00	35.00	51.00
B	7	03/12/89	29.00	39.00	50.50
B	7	03/13/89	30.00	42.00	53.00
B	7	03/14/89	31.00	42.00	51.00
B	7	03/15/89	28.00	29.00	51.60
B	7	03/16/89	28.00	28.00	52.00
B	7	03/17/89	26.00	28.00	51.50
B	7	03/18/89	27.00	28.00	52.50
B	7	03/19/89	26.00	31.00	52.00
B	7	03/20/89	26.00	27.00	50.50
B	7	03/21/89	25.00	28.00	47.00
B	7	03/22/89	26.00	25.00	45.70
B	7	03/23/89	24.00	26.00	45.50
B	7	03/24/89	24.00	26.00	45.00
B	7	03/25/89	24.00	18.00	45.50
B	7	03/26/89	24.00	26.00	45.00
B	7	03/27/89	24.00	28.00	45.00
B	7	03/28/89	23.00	27.00	45.00
B	7	03/29/89	21.00	21.00	45.00
B	7	03/30/89	21.00	21.00	45.00
B	7	03/31/89	20.00	28.00	45.20
B	7	04/01/89	20.00	23.00	45.20
B	7	04/02/89	17.00	19.00	45.00
B	7	04/03/89	19.00	18.00	50.50
B	7	04/04/89	19.00	19.00	51.00
B	7	04/05/89	18.00	19.00	51.00
B	7	04/06/89	18.00	21.00	51.00
B	7	04/07/89	21.00	26.00	50.50
B	7	04/08/89	22.00	35.00	50.50
B	7	04/09/89	18.00	22.00	50.50
B	7	04/10/89	16.00	18.00	50.00
B	7	04/11/89	21.00	19.00	50.50
B	7	04/12/89	21.00	19.00	50.50
B	7	04/13/89	21.00	16.00	50.00
B	7	04/14/89	21.00	10.00	50.00
B	7	04/15/89	19.00	13.00	50.00
B	7	04/16/89	23.00	18.00	50.50
B	7	04/17/89	25.00	18.00	50.50
B	7	04/18/89	26.00	28.00	50.00
B	7	04/19/89	26.00	23.00	50.00
B	7	04/20/89	26.00	22.00	50.50
B	7	04/21/89	29.00	17.00	50.00
B	7	04/22/89	30.00	21.00	50.00
B	7	04/23/89	28.00	23.00	50.00
B	7	04/24/89	27.00	24.00	50.00
B	7	04/25/89	29.00	23.00	50.00
B	7	04/26/89	29.00	20.00	50.00
B	7	04/27/89	27.00	21.00	45.00
B	7	04/28/89	27.00	25.00	44.10
B	7	04/29/89	28.00	21.00	43.50
B	7	04/30/89	25.00	23.00	43.50
B	7	05/01/89	27.00	24.00	43.50

Listing A - 2

Raw Data Listing of Daily BOD, TSS, and Flow Data
Used in Calculations of Variabililty Factors

Proposed Subpart	Mill	Sampling Date	BOD Conc (mg/l)	TSS Conc (mg/l)	Flow (mgd)	Proposed Subpart	Mill	Sampling Date	BOD Conc (mg/l)	TSS Conc (mg/l)	Flow (mgd)
B	7	05/02/89	27.00	24.00	43.50	B	7	09/06/89	26.00	21.00	43.50
B	7	05/03/89	28.00	25.00	43.50	B	7	09/07/89	25.00	24.00	43.50
B	7	05/04/89	28.00	27.00	43.50	B	7	09/08/89	24.00	28.00	43.50
B	7	05/05/89	21.00	39.00	44.00	B	7	09/09/89	29.00	37.00	43.20
B	7	05/06/89	25.00	29.00	44.00	B	7	09/10/89	31.00	32.00	43.50
B	7	05/07/89	28.00	28.00	44.00	B	7	09/11/89	29.00	38.00	43.50
B	7	05/08/89	25.00	26.00	44.00	B	7	09/12/89	30.00	30.00	43.50
B	7	05/09/89	27.00	24.00	43.50	B	7	09/13/89	33.00	36.00	43.50
B	7	05/10/89	29.00	26.00	44.00	B	7	09/14/89	36.00	32.00	43.00
B	7	05/11/89	32.00	26.00	44.00	B	7	09/15/89	33.00	28.00	43.00
B	7	05/12/89	31.00	22.00	38.50	B	7	09/16/89	31.00	33.00	43.00
B	7	05/13/89	38.00	27.00	39.00	B	7	09/17/89	31.00	30.00	43.00
B	7	05/14/89	41.00	34.00	40.00	B	7	09/18/89	31.00	31.00	43.00
B	7	05/15/89	36.00	33.00	39.50	B	7	09/19/89	35.00	30.00	43.00
B	7	05/16/89	38.00	38.00	39.00	B	7	09/20/89	33.00	32.00	43.00
B	7	05/17/89	41.00	40.00	40.00	B	7	09/21/89	31.00	34.00	40.70
B	7	05/18/89	40.00	37.00	40.50	B	7	09/22/89	34.00	57.00	40.00
B	7	05/19/89	40.00	36.00	40.50	B	7	09/23/89	29.00	49.00	40.00
B	7	05/20/89	37.00	46.00	41.00	B	7	09/24/89	27.00	25.00	40.00
B	7	05/21/89	44.00	39.00	41.50	B	7	09/25/89	26.00	31.00	40.00
B	7	05/22/89	39.00	38.00	41.50	B	7	09/26/89	28.00	28.00	40.00
B	7	05/23/89	47.00	41.00	42.00	B	7	09/27/89	27.00	31.00	39.50
B	7	05/24/89	47.00	48.00	42.00	B	7	09/28/89	28.00	31.00	39.50
B	7	05/25/89	45.00	26.00	42.00	B	7	09/29/89	27.00	29.00	39.50
B	7	05/26/89	50.00	40.00	39.50	B	7	09/30/89	27.00	31.00	39.50
B	7	05/27/89	53.00	36.00	40.00	B	7	11/01/89	26.00	31.00	38.00
B	7	05/28/89	49.00	32.00	40.00	B	7	11/02/89	31.00	31.00	38.00
B	7	05/29/89	50.00	32.00	40.50	B	7	11/03/89	29.00	28.00	38.00
B	7	05/30/89	48.00	32.00	40.00	B	7	11/04/89	29.00	29.00	38.00
B	7	05/31/89	50.00	31.00	11.50	B	7	11/05/89	32.00	36.00	38.00
B	7	07/01/89	24.00	31.00	56.00	B	7	11/06/89	31.00	32.00	38.00
B	7	07/02/89	17.00	43.00	54.50	B	7	11/07/89	27.00	32.00	38.00
B	7	07/03/89	18.00	31.00	55.50	B	7	11/08/89	26.00	28.00	37.50
B	7	07/04/89	42.00	30.00	56.50	B	7	11/09/89	27.00	33.00	37.50
B	7	07/05/89	24.00	30.00	56.50	B	7	11/10/89	29.00	41.00	37.00
B	7	07/06/89	23.00	31.00	56.50	B	7	11/11/89	28.00	33.00	37.00
B	7	07/07/89	22.00	42.00	55.50	B	7	11/12/89	30.00	34.00	37.20
B	7	07/08/89	22.00	40.00	56.00	B	7	11/13/89	33.00	45.00	37.00
B	7	07/09/89	21.00	28.00	56.00	B	7	11/14/89	36.00	40.00	37.00
B	7	07/10/89	27.00	30.00	55.50	B	7	11/15/89	41.00	62.00	36.00
B	7	07/11/89	26.00	28.00	55.00	B	7	11/16/89	45.00	61.00	37.30
B	7	07/12/89	29.00	31.00	55.00	B	7	11/17/89	39.00	37.00	38.00
B	7	07/13/89	24.00	28.00	55.00	B	7	11/18/89	37.00	40.00	38.00
B	7	07/14/89	24.00	18.00	55.00	B	7	11/19/89	35.00	47.00	38.00
B	7	07/15/89	22.00	21.00	55.00	B	7	11/20/89	39.00	49.00	38.00
B	7	07/16/89	20.00	23.00	54.50	B	7	11/21/89	46.00	60.00	38.00
B	7	07/17/89	22.00	22.00	54.50	B	7	11/22/89	45.00	63.00	37.50
B	7	07/18/89	24.00	24.00	54.50	B	7	11/23/89	40.00	58.00	38.00
B	7	07/19/89	23.00	23.00	54.50	B	7	11/24/89	47.00	100.00	38.00
B	7	07/20/89	24.00	26.00	54.50	B	7	11/25/89	48.00	82.00	39.00
B	7	07/21/89	22.00	28.00	54.50	B	7	11/26/89	45.00	67.00	39.00
B	7	07/22/89	20.00	18.00	54.50	B	7	11/27/89	54.00	85.00	38.50
B	7	07/23/89	18.00	21.00	59.50	B	7	11/28/89	56.00	94.00	38.50
B	7	07/24/89	18.00	19.00	59.00	B	7	11/29/89	57.00	72.00	39.50
B	7	07/25/89	20.00	24.00	58.50	B	7	11/30/89	57.00	71.00	40.00
B	7	07/26/89	22.00	25.00	58.50	B	7	12/01/89	63.00	83.00	40.50
B	7	07/27/89	22.00	30.00	58.50	B	7	12/02/89	59.00	77.00	39.00
B	7	07/28/89	22.00	20.00	58.50	B	7	12/03/89	75.00	88.00	39.50
B	7	07/29/89	22.00	22.00	58.50	B	7	12/04/89	65.00	87.00	39.00
B	7	08/01/89	25.00		57.50	B	7	12/05/89	65.00	81.00	39.00
B	7	08/02/89	25.00		57.50	B	7	12/06/89	64.00	85.00	39.00
B	7	08/03/89	29.00		57.50	B	7	12/07/89	66.00	95.00	39.00
B	7	08/04/89	26.00		57.00	B	7	12/08/89	70.00	112.00	39.00
B	7	08/05/89	21.00		56.50	B	7	12/09/89	69.00	129.00	39.50
B	7	08/06/89	26.00		56.50	B	7	12/10/89	60.00	86.00	38.50
B	7	08/07/89	29.00		56.00	B	7	12/11/89	59.00	89.00	39.00
B	7	08/08/89	28.00		56.00	B	7	12/12/89	68.00	94.00	39.00
B	7	08/09/89	30.00		50.00	B	7	12/13/89	69.00	87.00	39.00
B	7	08/10/89	32.00		50.00	B	7	12/14/89	68.00	101.00	39.00
B	7	08/11/89	31.00		50.50	B	7	12/15/89	66.00	97.00	39.50
B	7	08/12/89	33.00		50.50	B	7	12/16/89	60.00	109.00	39.50
B	7	08/13/89	29.00		49.50	B	7	12/17/89	52.00	125.00	40.00
B	7	08/14/89	30.00		48.50	B	7	12/18/89	51.00	106.00	39.50
B	7	08/15/89	31.00		48.50	B	7	12/19/89	54.00	113.00	39.00
B	7	08/16/89	26.00		48.50	B	7	12/20/89	56.00	103.00	39.50
B	7	08/17/89	28.00		48.50	B	7	12/21/89	59.00	109.00	39.00
B	7	08/18/89	27.00	.	48.00	B	7	12/22/89	54.00	107.00	40.00
B	7	08/19/89	26.00	.	48.50	B	7	12/23/89	59.00	98.00	40.00
B	7	08/20/89	24.00		48.50	B	7	12/24/89	58.00	112.00	40.00
B	7	08/21/89	25.00		48.00	B	7	12/25/89	54.00	87.00	40.00
B	7	08/22/89	23.00		48.50	B	7	12/26/89	56.00	86.00	40.00
B	7	08/23/89	24.00		48.00	B	7	12/27/89	55.00	77.00	39.50
B	7	08/24/89	21.00		48.80	B	7	12/28/89	57.00	84.00	39.00
B	7	08/25/89	21.00		48.50	B	7	12/29/89	56.00	79.00	39.00
B	7	08/26/89	20.00		48.70	B	7	12/30/89	55.00	74.00	39.00
B	7	08/27/89	23.00		44.00	B	7	12/31/89	55.00	75.00	39.50
B	7	08/28/89	21.00		43.50	B	8	01/01/89			52.50
B	7	08/29/89	22.00		43.50	B	8	01/02/89			52.75
B	7	08/30/89	23.00		43.00	B	8	01/03/89	16.00	8.00	52.70
B	7	08/31/89	21.00		43.50	B	8	01/04/89	16.00	5.00	51.83
B	7	09/01/89	20.00	20.00	43.50	B	8	01/05/89	13.00	21.00	50.58
B	7	09/02/89	20.00	27.00	43.50	B	8	01/06/89			48.93
B	7	09/03/89	22.00	20.00	43.50	B	8	01/07/89			48.85
B	7	09/04/89	22.00	18.00	43.50	B	8	01/08/89			48.65
B	7	09/05/89	23.00	14.00	43.50	B	8	01/09/89			48.80

Listing A - 2

Raw Data Listing of Daily BOD, TSS, and Flow Data
Used in Calculations of Variabililty Factors

Proposed Subpart	Mill	Sampling Date	BOD Conc (mg/l)	TSS Conc (mg/l)	Flow (mgd)
B	8	01/10/89	18.00	21.00	48.90
B	8	01/11/89	15.00	12.00	49.08
B	8	01/12/89	13.00	6.00	51.51
B	8	01/13/89	.	.	53.50
B	8	01/14/89	.		53.65
B	8	01/15/89	.	.	53.40
B	8	01/16/89		.	52.70
B	8	01/17/89	11.00	35.00	52.00
B	8	01/18/89	13.00	15.00	52.63
B	8	01/19/89	12.00	14.00	53.78
B	8	01/20/89	.	.	55.00
B	8	01/21/89	.		54.80
B	8	01/22/89	.	.	53.63
B	8	01/23/89		.	52.50
B	8	01/24/89	10.00	15.00	52.00
B	8	01/25/89	11.00	15.00	51.93
B	8	01/26/89	11.00	20.00	51.15
B	8	01/27/89	.	.	49.83
B	8	01/28/89	.		48.75
B	8	01/29/89	.	.	49.73
B	8	01/30/89			50.93
B	8	01/31/89	12.00	8.00	51.60
B	8	02/01/89	11.00	50.00	51.33
B	8	02/02/89	11.00	13.00	51.08
B	8	02/03/89	.		49.55
B	8	02/04/89			45.58
B	8	02/05/89	.		43.20
B	8	02/06/89	.	.	43.50
B	8	02/07/89	13.00	18.00	43.08
B	8	02/08/89	15.00	25.00	43.00
B	8	02/09/89	15.00	22.00	43.13
B	8	02/10/89	.	.	44.13
B	8	02/11/89	.	.	45.30
B	8	02/12/89	.	.	45.88
B	8	02/13/89	.		46.03
B	8	02/14/89	13.00	14.00	46.80
B	8	02/15/89	11.00	28.00	47.90
B	8	02/16/89	13.00	24.00	48.50
B	8	02/17/89	.	.	48.53
B	8	02/18/89	.	.	47.58
B	8	02/19/89	.		47.00
B	8	02/20/89		.	47.00
B	8	02/21/89	16.00	26.00	47.00
B	8	02/22/89	20.00	60.00	45.65
B	8	02/23/89	21.00	41.00	42.80
B	8	02/24/89	.	.	41.18
B	8	02/25/89		.	41.10
B	8	02/26/89		.	41.03
B	8	02/27/89	.	.	41.13
B	8	02/28/89	24.00	20.00	41.70
B	8	03/01/89	23.00	31.00	41.33
B	8	03/02/89	23.00	35.00	42.10
B	8	03/03/89	.	.	43.20
B	8	03/04/89	.	.	44.80
B	8	03/05/89	.	.	44.53
B	8	03/06/89	.	.	43.33
B	8	03/07/89	33.00	24.00	42.03
B	8	03/08/89	32.00	42.00	41.83
B	8	03/09/89	31.00	19.00	41.65
B	8	03/10/89	.	.	42.58
B	8	03/11/89			43.08
B	8	03/12/89			43.03
B	8	03/13/89	.	.	43.10
B	8	03/14/89	34.00	58.00	43.18
B	8	03/15/89	36.00	37.00	42.35
B	8	03/16/89	33.00	48.00	41.98
B	8	03/17/89	.	.	42.75
B	8	03/18/89	.		43.00
B	8	03/19/89	.	.	43.00
B	8	03/20/89	31.00	40.00	46.44
B	8	03/21/89	27.00	28.00	46.70
B	8	03/22/89	26.00	43.00	47.00
B	8	03/23/89	.		47.25
B	8	03/24/89	.	.	48.25
B	8	03/25/89		.	48.30
B	8	03/26/89	.		48.20
B	8	03/27/89	.	.	48.08
B	8	03/28/89	19.00	32.00	47.95
B	8	03/29/89	17.00	35.00	48.01
B	8	03/30/89	15.00	32.00	48.73
B	8	03/31/89	.		47.71
B	8	04/01/89	.	.	46.38
B	8	04/02/89	.	.	45.90
B	8	04/03/89	.	.	45.70
B	8	04/04/89	9.00	27.00	45.48
B	8	04/05/89	9.00	47.00	44.70
B	8	04/06/89	11.00	15.00	43.85
B	8	04/07/89	.	.	43.08
B	8	04/08/89	.	.	43.00
B	8	04/09/89	.	.	43.43
B	8	04/10/89	.		43.75
B	8	04/11/89	10.00	24.00	43.80
B	8	04/12/89	9.00	14.00	43.43
B	8	04/13/89	9.00	12.00	43.50
B	8	04/14/89	.		44.78
B	8	04/15/89		.	46.05
B	8	04/16/89		.	46.95
B	8	04/17/89	.		47.64
B	8	04/18/89	13.00	20.00	47.50
B	8	04/19/89	9.00	24.00	47.08
B	8	04/20/89	12.00	30.00	46.30
B	8	04/21/89			46.00
B	8	04/22/89		.	46.00
B	8	04/23/89	.	.	46.00
B	8	04/24/89		.	46.00
B	8	04/25/89	11.00	20.00	46.00
B	8	04/26/89	11.00	21.00	45.95
B	8	04/27/89	11.00	30.00	46.44
B	8	04/28/89		.	47.88
B	8	04/29/89	.	.	48.13
B	8	04/30/89			48.53
B	8	05/01/89			47.18
B	8	05/02/89	13.00	30.00	46.83
B	8	05/03/89	15.00	77.00	46.50
B	8	05/04/89	14.00	26.00	47.30
B	8	05/05/89	.	.	48.70
B	8	05/06/89	.	.	48.95
B	8	05/07/89	.		47.43
B	8	05/08/89	.	.	46.73
B	8	05/09/89	10.00	41.00	46.43
B	8	05/10/89	12.00	25.00	45.28
B	8	05/11/89	7.00	32.00	44.65
B	8	05/12/89		.	44.88
B	8	05/13/89			46.75
B	8	05/14/89	.		50.05
B	8	05/15/89	.	.	44.56
B	8	05/16/89	12.00	28.00	39.11
B	8	05/17/89	11.00	44.00	31.45
B	8	05/18/89	10.00	88.00	32.00
B	8	05/19/89	.	.	45.33
B	8	05/20/89			49.03
B	8	05/21/89			49.70
B	8	05/22/89			46.38
B	8	05/23/89	.	.	46.13
B	8	05/24/89	11.00	29.00	46.33
B	8	05/25/89	10.00	36.00	46.10
B	8	05/26/89	12.00	32.00	46.34
B	8	05/27/89			46.35
B	8	05/28/89			46.30
B	8	05/29/89			45.85
B	8	05/30/89	10.00	32.00	45.68
B	8	05/31/89	11.00	28.00	45.50
B	8	06/01/89	12.00	51.00	46.28
B	8	06/02/89			46.70
B	8	06/03/89	.		46.45
B	8	06/04/89			46.50
B	8	06/05/89	.		46.45
B	8	06/06/89	14.00	34.00	46.18
B	8	06/07/89	11.00	39.00	45.70
B	8	06/08/89	16.00	34.00	44.63
B	8	06/09/89	.	.	44.13
B	8	06/10/89	.		45.10
B	8	06/11/89	.	.	44.65
B	8	06/12/89	.		44.50
B	8	06/13/89	10.00	14.00	44.53
B	8	06/14/89	11.00	37.00	46.13
B	8	06/15/89	10.00	30.00	44.66
B	8	06/16/89	.		44.68
B	8	06/17/89	.		46.38
B	8	06/18/89	.		47.05
B	8	06/19/89	.		47.25
B	8	06/20/89	12.00	24.00	47.13
B	8	06/21/89	11.00	28.00	47.63
B	8	06/22/89	10.00	33.00	46.83
B	8	06/23/89	.	.	46.80
B	8	06/24/89	.	.	46.98
B	8	06/25/89	.		47.03
B	8	06/26/89	.		51.81
B	8	06/27/89	11.00	72.00	63.66
B	8	06/28/89	11.00	54.00	64.13
B	8	06/29/89	8.00	12.00	64.90
B	8	06/30/89	.	.	68.50
B	8	07/01/89	.	.	66.45
B	8	07/02/89	.	.	66.30
B	8	07/03/89	.	.	66.60
B	8	07/04/89	.	.	66.75
B	8	07/05/89	18.00	29.00	66.35
B	8	07/06/89	17.00	19.00	63.00
B	8	07/07/89	18.00	34.00	59.23
B	8	07/08/89	.		58.08
B	8	07/09/89	.		52.95
B	8	07/10/89	.	.	51.25
B	8	07/11/89	.	.	48.78
B	8	07/12/89	24.00	34.00	45.30
B	8	07/13/89	18.00	30.00	45.68
B	8	07/14/89	19.00	28.00	46.05
B	8	07/15/89	.		45.30
B	8	07/16/89	.	.	45.53
B	8	07/17/89	.		46.00
B	8	07/18/89	14.00	34.00	47.43

Listing A 2

Raw Data Listing of Daily BOD, TSS, and Flow Data
Used in Calculations of Variabililty Factors

Proposed Subpart	Mill	Sampling Date	BOD Conc (mg/l)	TSS Conc (mg/l)	Flow (mgd)
B	8	07/19/89	13.00	38.00	47.75
B	8	07/20/89	14.00	18.00	48.00
B	8	07/21/89			46.95
B	8	07/22/89			45.90
B	8	07/23/89			45.35
B	8	07/24/89	.	.	44.38
B	8	07/25/89	9.00	43.00	44.18
B	8	07/26/89	11.00	29.00	46.03
B	8	07/27/89	8.00	16.00	46.82
B	8	07/28/89			47.50
B	8	07/29/89			47.65
B	8	07/30/89			47.90
B	8	07/31/89			47.70
B	8	08/01/89			51.75
B	8	08/02/89	11.00	44.00	51.93
B	8	08/03/89	8.00	38.00	52.75
B	8	08/04/89	7.00	12.00	54.40
B	8	08/05/89			54.34
B	8	08/06/89			53.83
B	8	08/07/89	.	.	52.13
B	8	08/08/89	10.00	28.00	50.00
B	8	08/09/89	10.00	30.00	50.00
B	8	08/10/89	11.00	16.00	50.00
B	8	08/11/89	.		50.25
B	8	08/12/89	.		49.84
B	8	08/13/89			49.25
B	8	08/14/89	.	.	49.78
B	8	08/15/89	14.00	35.00	46.78
B	8	08/16/89	14.00	24.00	38.11
B	8	08/17/89	14.00	24.00	39.50
B	8	08/18/89	.	.	47.50
B	8	08/19/89			47.53
B	8	08/20/89	.	.	48.70
B	8	08/21/89	.	.	51.88
B	8	08/22/89	13.00	21.00	51.43
B	8	08/23/89	12.00	30.00	50.90
B	8	08/24/89	10.00	18.00	50.25
B	8	08/25/89			50.05
B	8	08/26/89	.		49.93
B	8	08/27/89	.		49.88
B	8	08/28/89			49.98
B	8	08/29/89	15.00	32.00	50.08
B	8	08/30/89	15.00	37.00	47.21
B	8	08/31/89	13.00	29.00	47.63
B	8	09/01/89			48.00
B	8	09/02/89			48.43
B	8	09/03/89	.	.	48.98
B	8	09/04/89	.	.	49.08
B	8	09/05/89	14.00	26.00	49.50
B	8	09/06/89	14.00	31.00	49.00
B	8	09/07/89	15.00	32.00	49.00
B	8	09/08/89	.		49.58
B	8	09/09/89			50.90
B	8	09/10/89			50.80
B	8	09/11/89	.		51.86
B	8	09/12/89	7.00	24.00	50.25
B	8	09/13/89	9.00	31.00	50.25
B	8	09/14/89	8.00	32.00	47.16
B	8	09/15/89			44.53
B	8	09/16/89	.		44.33
B	8	09/17/89			45.08
B	8	09/18/89			46.98
B	8	09/19/89	10.00	21.00	50.00
B	8	09/20/89	11.00	18.00	50.00
B	8	09/21/89	11.00	26.00	50.00
B	8	09/22/89			44.80
B	8	09/23/89	.	.	43.68
B	8	09/24/89	.	.	42.40
B	8	09/25/89			41.38
B	8	09/26/89	10.00	17.00	41.48
B	8	09/27/89	12.00	20.00	42.83
B	8	09/28/89	14.00	16.00	45.08
B	8	09/29/89	.		45.85
B	8	09/30/89	.		47.13
B	8	10/01/89			49.75
B	8	10/02/89	.	.	46.20
B	8	10/03/89	9.00	20.00	46.35
B	8	10/04/89	9.00	16.00	46.10
B	8	10/05/89	9.00	29.00	45.75
B	8	10/06/89	.	.	44.68
B	8	10/07/89			44.15
B	8	10/08/89			43.25
B	8	10/09/89			42.15
B	8	10/10/89	16.00	31.00	43.80
B	8	10/11/89	15.00	50.00	44.00
B	8	10/12/89	15.00	29.00	44.00
B	8	10/13/89	.		43.20
B	8	10/14/89			42.73
B	8	10/15/89	.		41.43
B	8	10/16/89	.		41.60
B	8	10/17/89	12.00	41.00	43.00
B	8	10/18/89	11.00	50.00	42.20
B	8	10/19/89	12.00	39.00	40.75
B	8	10/20/89			38.05
B	8	10/21/89			37.45
B	8	10/22/89			37.10
B	8	10/23/89	.		37.00
B	8	10/24/89	8.00	28.00	36.98
B	8	10/25/89	7.00	28.00	37.00
B	8	10/26/89	7.00	32.00	37.50
B	8	10/27/89			38.68
B	8	10/28/89			43.23
B	8	10/29/89			45.35
B	8	10/30/89		.	48.68
B	8	10/31/89	17.00	26.00	49.95
B	8	11/01/89	14.00	16.00	49.82
B	8	11/02/89	9.00	16.00	49.80
B	8	11/03/89			49.98
B	8	11/04/89			49.88
B	8	11/05/89			49.73
B	8	11/06/89	.	.	50.63
B	8	11/07/89	13.00	48.00	52.61
B	8	11/08/89	12.00	58.00	54.55
B	8	11/09/89	12.00	21.00	53.28
B	8	11/10/89			48.90
B	8	11/11/89			48.00
B	8	11/12/89			48.00
B	8	11/13/89		.	48.00
B	8	11/14/89	13.00	27.00	48.00
B	8	11/15/89	13.00	18.00	47.75
B	8	11/16/89	15.00	52.00	46.55
B	8	11/17/89			45.03
B	8	11/18/89			44.85
B	8	11/19/89			44.70
B	8	11/20/89		.	44.85
B	8	11/21/89	14.00	58.00	45.33
B	8	11/22/89	12.00	41.00	46.83
B	8	11/23/89	16.00	74.00	50.28
B	8	11/24/89		.	50.41
B	8	11/25/89			49.90
B	8	11/26/89	.		49.80
B	8	11/27/89	.	.	49.91
B	8	11/28/89	14.00	50.00	49.99
B	8	11/29/89	11.00	34.00	50.05
B	8	11/30/89	12.00	16.00	50.08
B	8	12/01/89			49.88
B	8	12/02/89			48.88
B	8	12/03/89			48.23
B	8	12/04/89	.	.	48.70
B	8	12/05/89	7.00	22.00	48.80
B	8	12/06/89	7.00	44.00	48.75
B	8	12/07/89	8.00	38.00	50.50
B	8	12/08/89			50.42
B	8	12/09/89			50.40
B	8	12/10/89			49.90
B	8	12/11/89	.	.	49.63
B	8	12/12/89	10.00	18.00	49.15
B	8	12/13/89	10.00	8.00	48.30
B	8	12/14/89	9.00	21.00	48.13
B	8	12/15/89			49.15
B	8	12/16/89			49.10
B	8	12/17/89			47.48
B	8	12/18/89			46.65
B	8	12/19/89	.		46.73
B	8	12/20/89	12.00	22.00	48.00
B	8	12/21/89	14.00	33.00	50.00
B	8	12/22/89	.		50.00
B	8	12/23/89	18.00	20.00	48.84
B	8	12/24/89			47.58
B	8	12/25/89			47.88
B	8	12/26/89	14.00	15.00	47.90
B	8	12/27/89	15.00	22.00	46.70
B	8	12/28/89	17.00	14.00	45.08
B	8	12/29/89			47.13
B	8	12/30/89			47.63
B	8	12/31/89	.		47.50
B	9	01/01/89	32.00	92.00	13.58
B	9	01/02/89	30.00	76.00	13.66
B	9	01/03/89	25.00	89.00	13.20
B	9	01/04/89	23.00	95.00	12.90
B	9	01/05/89	21.00	112.00	10.07
B	9	01/06/89	13.00	67.00	12.37
B	9	01/07/89	14.00	76.00	12.07
B	9	01/08/89	15.00	64.00	12.03
B	9	01/09/89	15.00	70.00	12.03
B	9	01/10/89	16.00	71.00	12.13
B	9	01/11/89	22.00	89.00	12.23
B	9	01/12/89	20.00	65.00	13.11
B	9	01/13/89	15.00	103.00	13.26
B	9	01/14/89	18.00	71.00	12.17
B	9	01/15/89	20.00	67.00	12.00
B	9	01/16/89	22.00	76.00	12.28
B	9	01/17/89	23.00	73.00	12.00
B	9	01/18/89	19.00	61.00	12.34
B	9	01/19/89	18.00	76.00	12.08
B	9	01/20/89	16.00	54.00	12.22
B	9	01/21/89	15.00	71.00	13.02
B	9	01/22/89	14.00	43.00	13.32
B	9	01/23/89	13.00	49.00	12.41
B	9	01/24/89	14.00	59.00	12.54

Listing A - 2

Raw Data Listing of Daily BOD, TSS, and Flow Data
Used in Calculations of Variabililty Factors

Proposed Subpart	Mill	Sampling Date	BOD Conc (mg/l)	TSS Conc (mg/l)	Flow (mgd)
B	9	01/25/89	17.00	76.00	12.32
B	9	01/26/89	16.00	71.00	12.63
B	9	01/27/89	18.00	69.00	13.67
B	9	01/28/89	19.00	71.00	12.48
B	9	01/29/89	19.00	56.00	12.43
B	9	01/30/89	19.00	53.00	11.48
B	9	01/31/89	20.00	62.00	11.64
B	9	02/01/89	18.00	55.00	11.86
B	9	02/02/89	19.00	75.00	11.88
B	9	02/03/89	21.00	111.00	11.79
B	9	02/04/89	22.00	132.00	11.72
B	9	02/05/89	23.00	79.00	12.38
B	9	02/06/89	21.00	93.00	12.34
B	9	02/07/89	21.00	103.00	12.58
B	9	02/08/89	20.00	111.00	12.32
B	9	02/09/89	23.00	92.00	11.47
B	9	02/10/89	24.00	85.00	11.29
B	9	02/11/89	29.00	108.00	11.35
B	9	02/12/89	28.00	56.00	11.16
B	9	02/13/89	23.00	53.00	11.35
B	9	02/14/89	18.00	49.00	11.19
B	9	02/15/89	15.00	39.00	11.34
B	9	02/16/89	15.00	33.00	11.18
B	9	02/17/89	14.00	34.00	11.63
B	9	02/18/89	14.00	39.00	11.75
B	9	02/19/89	14.00	47.00	11.52
B	9	02/20/89	14.00	51.00	11.03
B	9	02/21/89	14.00	49.00	12.09
B	9	02/22/89	18.00	28.00	11.98
B	9	02/23/89	44.00	83.00	11.12
B	9	02/24/89	57.00	88.00	12.17
B	9	02/25/89	32.00	61.00	11.80
B	9	02/26/89	22.00	53.00	11.27
B	9	02/27/89	16.00	29.00	11.89
B	9	02/28/89	16.00	34.00	11.62
B	9	03/01/89	18.00	52.00	12.29
B	9	03/02/89	17.00	55.00	11.98
B	9	03/03/89	28.00	86.00	11.18
B	9	03/04/89	23.00	92.00	11.43
B	9	03/05/89	17.00	59.00	11.96
B	9	03/06/89	13.00	52.00	11.52
B	9	03/07/89	11.00	29.00	11.81
B	9	03/08/89	14.00	39.00	12.02
B	9	03/09/89	15.00	37.00	10.69
B	9	03/10/89	17.00	65.00	11.86
B	9	03/11/89	19.00	79.00	10.94
B	9	03/12/89	14.00	41.00	10.97
B	9	03/13/89	16.00	44.00	10.40
B	9	03/14/89	18.00	99.00	12.19
B	9	03/15/89	18.00	57.00	11.97
B	9	03/16/89	15.00	53.00	11.08
B	9	03/17/89	13.00	49.00	12.98
B	9	03/18/89	16.00	53.00	12.01
B	9	03/19/89	25.00	62.00	11.95
B	9	03/20/89	32.00	78.00	12.53
B	9	03/21/89	32.00	115.00	12.42
B	9	03/22/89	31.00	77.00	11.13
B	9	03/23/89	21.00	47.00	15.55
B	9	03/24/89	21.00	69.00	12.85
B	9	03/25/89	20.00	59.00	10.70
B	9	03/26/89	17.00	61.00	10.86
B	9	03/27/89	20.00	63.00	11.63
B	9	03/28/89	25.00	101.00	11.21
B	9	03/29/89	21.00	75.00	10.90
B	9	03/30/89	16.00	67.00	10.55
B	9	03/31/89	20.00	85.00	10.75
B	9	04/01/89	19.00	95.00	10.24
B	9	04/02/89	26.00	146.00	10.81
B	9	04/03/89	32.00	141.00	10.69
B	9	04/04/89	29.00	186.00	10.70
B	9	04/05/89	22.00	152.00	7.52
B	9	04/06/89	14.00	89.00	7.67
B	9	04/07/89	13.00	92.00	11.50
B	9	04/08/89	10.00	37.00	11.69
B	9	04/09/89	16.00	35.00	12.00
B	9	04/10/89	25.00	36.00	12.20
B	9	04/11/89	23.00	23.00	11.84
B	9	04/12/89	21.00	33.00	11.45
B	9	04/13/89	20.00	24.00	5.58
B	9	04/14/89	23.00	38.00	1.32
B	9	04/15/89	18.00	23.00	0.69
B	9	04/16/89	11.00	27.00	2.57
B	9	04/17/89	11.00	32.00	4.23
B	9	04/18/89	13.00	45.00	5.70
B	9	04/19/89	23.00	35.00	12.50
B	9	04/20/89	22.00	36.00	13.08
B	9	04/21/89	18.00	25.00	12.43
B	9	04/22/89	19.00	34.00	12.20
B	9	04/23/89	32.00	46.00	12.22
B	9	04/24/89	21.00	37.00	13.30
B	9	04/25/89	24.00	33.00	13.06
B	9	04/26/89	33.00	65.00	13.00
B	9	04/27/89	31.00	74.00	12.33
B	9	04/28/89	27.00	65.00	11.66
B	9	04/29/89	29.00	56.00	11.46
B	9	04/30/89	27.00	43.00	11.93
B	9	05/01/89	20.00	46.00	11.69
B	9	05/02/89	16.00	40.00	12.29
B	9	05/03/89	18.00	35.00	12.13
B	9	05/04/89	29.00	36.00	11.48
B	9	05/05/89	9.00	29.00	12.52
B	9	05/06/89	10.00	24.00	12.59
B	9	05/07/89	8.00	10.00	12.92
B	9	05/08/89	8.00	10.00	12.70
B	9	05/09/89	8.00	10.00	12.21
B	9	05/10/89	8.00	8.00	12.57
B	9	05/11/89	9.00	9.00	12.54
B	9	05/12/89	10.00	10.00	12.58
B	9	05/13/89	10.00	13.00	13.28
B	9	05/14/89	10.00	15.00	12.16
B	9	05/15/89	8.00	13.00	11.99
B	9	05/16/89	10.00	13.00	14.83
B	9	05/17/89	9.00	10.00	13.42
B	9	05/18/89	9.10	12.00	12.95
B	9	05/19/89	11.30	20.00	14.39
B	9	05/20/89	13.00	24.00	11.87
B	9	05/21/89	10.00	42.00	15.10
B	9	05/22/89	14.00	47.00	16.29
B	9	05/23/89	12.00	24.00	13.08
B	9	05/24/89	15.00	35.00	11.88
B	9	05/25/89	18.00	55.00	11.31
B	9	05/26/89	12.00	44.00	10.72
B	9	05/27/89	13.00	35.00	10.74
B	9	05/28/89	11.00	23.00	10.50
B	9	05/29/89	9.00	24.00	10.71
B	9	05/30/89	9.00	30.00	10.69
B	9	05/31/89	12.00	34.00	11.15
B	9	06/01/89	11.00	34.00	11.20
B	9	06/02/89	11.00	24.00	11.65
B	9	06/03/89	11.00	26.00	12.20
B	9	06/04/89	11.00	20.00	11.54
B	9	06/05/89	9.00	17.00	11.21
B	9	06/06/89	8.00	15.00	11.29
B	9	06/07/89	9.00	22.00	11.57
B	9	06/08/89	8.00	24.00	12.33
B	9	06/09/89	8.00	24.00	10.36
B	9	06/10/89	7.00	23.00	10.59
B	9	06/11/89	11.00	26.00	11.51
B	9	06/12/89	8.00	27.00	11.97
B	9	06/13/89	8.00	26.00	11.63
B	9	06/14/89	20.00	29.00	12.06
B	9	06/15/89	9.00	26.00	11.11
B	9	06/16/89	7.00	26.00	11.28
B	9	06/17/89	8.00	44.00	11.32
B	9	06/18/89	9.00	32.00	11.60
B	9	06/19/89	8.00	35.00	13.49
B	9	06/20/89	6.00	32.00	14.44
B	9	06/21/89	6.00	18.00	17.14
B	9	06/22/89	7.00	20.00	13.74
B	9	06/23/89	8.00	19.00	13.64
B	9	06/24/89	9.00	29.00	12.76
B	9	06/25/89	14.00	42.00	11.39
B	9	06/26/89	15.00	42.00	17.17
B	9	06/27/89	12.00	34.00	13.25
B	9	06/28/89	8.00	21.00	13.33
B	9	06/29/89	6.00	14.00	12.83
B	9	06/30/89	6.00	13.00	12.76
B	9	07/01/89	6.00	14.00	13.19
B	9	07/02/89	6.00	10.00	13.11
B	9	07/03/89	6.00	7.00	13.86
B	9	07/04/89	7.00	11.00	13.66
B	9	07/05/89	6.00	11.00	13.99
B	9	07/06/89	7.00	19.00	15.82
B	9	07/07/89	8.00	18.00	14.28
B	9	07/08/89	12.00	20.00	12.65
B	9	07/09/89	14.00	25.00	12.65
B	9	07/10/89	13.00	24.00	11.26
B	9	07/11/89	7.00	14.00	12.07
B	9	07/12/89	7.00	7.00	11.92
B	9	07/13/89	6.00	5.00	11.96
B	9	07/14/89	7.00	6.00	13.98
B	9	07/15/89	13.00	10.00	12.70
B	9	07/16/89	8.00	10.00	12.51
B	9	07/17/89	8.00	10.00	12.57
B	9	07/18/89	8.00	12.00	8.54
B	9	07/19/89	4.00	13.00	9.65
B	9	07/20/89	7.00	13.00	12.72
B	9	07/21/89	6.00	6.00	13.13
B	9	07/22/89	6.00	7.00	12.17
B	9	07/23/89	7.00	8.00	12.38
B	9	07/24/89	7.00	8.00	12.93
B	9	07/25/89	6.00	9.00	12.22
B	9	07/26/89	11.00	16.00	13.05
B	9	07/27/89	16.00	16.00	13.51
B	9	07/28/89	9.00	13.00	12.14
B	9	07/29/89	7.00	10.00	12.23
B	9	07/30/89	7.00	12.00	11.94
B	9	07/31/89	10.00	23.00	12.03
B	9	08/01/89	13.00	31.00	11.80
B	9	08/02/89	14.00	25.00	12.13

Listing A 2

Raw Data Listing of Daily BOD, TSS, and Flow Data
Used in Calculations of Variabililty Factors

Proposed Subpart	Mill	Sampling Date	BOD Conc (mg/l)	TSS Conc (mg/l)	Flow (mgd)
B	9	08/03/89	11.00	36.00	13.68
B	9	08/04/89	12.00	38.00	12.34
B	9	08/05/89	14.00	49.00	14.21
B	9	08/06/89	15.00	78.00	13.12
B	9	08/07/89	14.00	61.00	12.81
B	9	08/08/89	12.00	28.00	12.85
B	9	08/09/89			12.71
B	9	08/10/89	12.00	27.00	12.76
B	9	08/11/89	13.00	18.00	13.77
B	9	08/12/89	12.00	21.00	13.18
B	9	08/13/89	10.00	25.00	13.88
B	9	08/14/89	15.00	27.00	13.75
B	9	08/15/89	11.00	18.00	13.29
B	9	08/16/89	13.00	24.00	13.57
B	9	08/17/89	15.00	152.00	12.87
B	9	08/18/89	11.00	26.00	13.20
B	9	08/19/89	19.00	39.00	12.69
B	9	08/20/89	20.00	30.00	13.01
B	9	08/21/89	14.00	28.00	13.32
B	9	08/22/89	14.00	22.00	13.72
B	9	08/23/89	14.00	38.00	13.33
B	9	08/24/89	18.00	28.00	12.97
B	9	08/25/89	17.00	34.00	13.32
B	9	08/26/89	17.00	35.00	13.35
B	9	08/27/89	18.00	26.00	13.27
B	9	08/28/89	25.00	131.00	13.59
B	9	08/29/89	15.00	56.00	13.71
B	9	08/30/89	10.00	21.00	13.94
B	9	08/31/89	12.00	21.00	14.34
B	9	09/01/89	13.00	24.00	12.44
B	9	09/02/89	11.00	20.00	12.82
B	9	09/03/89	11.00	20.00	12.89
B	9	09/04/89	12.00	28.00	13.28
B	9	09/05/89	23.00	53.00	13.31
B	9	09/06/89	14.00	35.00	13.81
B	9	09/07/89	13.00	44.00	12.27
B	9	09/08/89	28.00	70.00	13.37
B	9	09/09/89	38.00	97.00	12.83
B	9	09/10/89	29.00	73.00	13.04
B	9	09/11/89	25.00	44.00	13.27
B	9	09/12/89	24.00	61.00	12.68
B	9	09/13/89	25.00	57.00	12.92
B	9	09/14/89	36.00	64.00	12.85
B	9	09/15/89	40.00	85.00	13.73
B	9	09/16/89	37.00	88.00	12.14
B	9	09/17/89	30.00	144.00	13.44
B	9	09/18/89	24.00	49.00	13.49
B	9	09/19/89	33.00	40.00	14.13
B	9	09/20/89	39.00	50.00	13.48
B	9	09/21/89	44.00	58.00	13.77
B	9	09/22/89	42.00	81.00	13.59
B	9	09/23/89	39.00	61.00	13.83
B	9	09/24/89	114.00	422.00	16.08
B	9	09/25/89	106.00	252.00	10.22
B	9	09/26/89	84.00	113.00	2.55
B	9	09/27/89	40.00	71.00	1.84
B	9	09/28/89	42.00	94.00	0.42
B	9	09/29/89	17.00	111.00	4.23
B	9	09/30/89	19.00	79.00	7.73
B	9	10/01/89	21.00	41.00	13.13
B	9	10/02/89	15.00	26.00	12.13
B	9	10/03/89	15.00	32.00	12.72
B	9	10/04/89	16.00	29.00	12.29
B	9	10/05/89	22.00	29.00	13.00
B	9	10/06/89	22.00	27.00	12.34
B	9	10/07/89	22.00	27.00	12.93
B	9	10/08/89	31.00	42.00	12.73
B	9	10/09/89	34.00	48.00	13.98
B	9	10/10/89	36.00	59.00	12.96
B	9	10/11/89	36.00	50.00	11.79
B	9	10/12/89	40.00	57.00	11.34
B	9	10/13/89	57.00	54.00	10.72
B	9	10/14/89	72.00	107.00	11.16
B	9	10/15/89	61.00	48.00	11.32
B	9	10/16/89	35.00	37.00	10.42
B	9	10/17/89	29.00	53.00	10.26
B	9	10/18/89	41.00	57.00	10.83
B	9	10/19/89	50.00	87.00	11.86
B	9	10/20/89	48.00	127.00	13.49
B	9	10/21/89	38.00	94.00	11.81
B	9	10/22/89	43.00	60.00	11.77
B	9	10/23/89	56.00	27.00	11.44
B	9	10/24/89	41.00	61.00	11.52
B	9	10/25/89	36.00	57.00	10.89
B	9	10/26/89	30.00	49.00	11.26
B	9	10/27/89	.		11.09
B	9	10/28/89	58.00	78.00	12.38
B	9	10/29/89	74.00	93.00	12.65
B	9	10/30/89	56.00	94.00	12.75
B	9	10/31/89	61.00	136.00	11.67
B	9	11/01/89	58.00	121.00	12.21
B	9	11/02/89	64.00	189.00	12.65
B	9	11/03/89	67.00	120.00	12.46
B	9	11/04/89	43.00	113.00	13.77
B	9	11/05/89	29.00	63.00	14.59
B	9	11/06/89	23.00	65.00	13.03
B	9	11/07/89	24.00	58.00	13.64
B	9	11/08/89	31.00	74.00	13.58
B	9	11/09/89	16.00	36.00	12.82
B	9	11/10/89	15.00	29.00	13.15
B	9	11/11/89	13.00	25.00	12.15
B	9	11/12/89	15.00	23.00	12.15
B	9	11/13/89	18.00	27.00	11.66
B	9	11/14/89	17.00	29.00	12.32
B	9	11/15/89	18.00	24.00	12.60
B	9	11/16/89	21.00	33.00	11.96
B	9	11/17/89	11.00	32.00	12.99
B	9	11/18/89	7.00	13.00	13.10
B	9	11/19/89	9.00	14.00	13.33
B	9	11/20/89	12.00	26.00	13.00
B	9	11/21/89	10.00	15.00	11.23
B	9	11/22/89	13.00	38.00	11.13
B	9	11/23/89	17.00	47.00	11.62
B	9	11/24/89	39.00	96.00	10.25
B	9	11/25/89	31.00	85.00	11.76
B	9	11/26/89	27.00	82.00	10.89
B	9	11/27/89	37.00	144.00	10.20
B	9	11/28/89	32.00	132.00	9.68
B	9	11/29/89	32.00	111.00	11.35
B	9	11/30/89	34.00	125.00	14.41
B	9	12/01/89	33.00	123.00	12.63
B	9	12/02/89	35.00	142.00	13.65
B	9	12/03/89	30.00	103.00	13.72
B	9	12/04/89	30.00	88.00	12.83
B	9	12/05/89	27.00	99.00	11.90
B	9	12/06/89	21.00	57.00	11.56
B	9	12/07/89	16.00	43.00	11.92
B	9	12/08/89	15.00	54.00	13.44
B	9	12/09/89	31.00	92.00	13.81
B	9	12/10/89	30.00	79.00	11.91
B	9	12/11/89	30.00	74.00	10.63
B	9	12/12/89	21.00	38.00	11.05
B	9	12/13/89	19.00	58.00	11.70
B	9	12/14/89	27.00	82.00	10.11
B	9	12/15/89	21.00	76.00	9.45
B	9	12/16/89	19.00	67.00	13.48
B	9	12/17/89	13.00	33.00	15.34
B	9	12/18/89	13.00	53.00	13.53
B	9	12/19/89	13.00	58.00	13.67
B	9	12/20/89	10.00	27.00	16.46
B	9	12/21/89	13.00	36.00	15.87
B	9	12/22/89	12.00	24.00	14.43
B	9	12/23/89	16.00	38.00	12.87
B	9	12/24/89	19.00	32.00	11.17
B	9	12/25/89	22.00	46.00	11.75
B	9	12/26/89	18.00	64.00	11.64
B	9	12/27/89	21.00	40.00	11.02
B	9	12/28/89	16.00	75.00	7.88
B	9	12/29/89	13.00	50.00	12.11
B	9	12/30/89	13.00	43.00	12.36
B	9	12/31/89	12.00	21.00	12.27
B	10	01/01/89	23.00	31.00	23.64
B	10	01/02/89	23.00	32.00	22.38
B	10	01/03/89	23.00	43.00	22.97
B	10	01/04/89	20.00	38.00	21.38
B	10	01/05/89	20.00	34.00	22.55
B	10	01/06/89	20.00	53.00	22.25
B	10	01/07/89	20.00	31.00	22.17
B	10	01/08/89	21.00	35.00	21.12
B	10	01/09/89	25.00	33.00	20.79
B	10	01/10/89	24.00	26.00	22.42
B	10	01/11/89	23.00	25.00	21.21
B	10	01/12/89	24.00	30.00	21.07
B	10	01/13/89	21.00	26.00	21.92
B	10	01/14/89	24.00	25.00	24.87
B	10	01/15/89	24.00	28.00	23.53
B	10	01/16/89	20.00	24.00	21.63
B	10	01/17/89	18.00	29.00	21.33
B	10	01/18/89	21.00	26.00	
B	10	01/19/89	23.00	31.00	
B	10	01/20/89	22.00	39.00	
B	10	01/21/89	23.00	35.00	21.92
B	10	01/22/89	21.00	35.00	19.80
B	10	01/23/89	26.00	46.00	23.71
B	10	01/24/89	26.00	37.00	25.06
B	10	01/25/89	24.00	39.00	25.70
B	10	01/26/89	26.00	14.00	24.41
B	10	01/27/89	28.00	26.00	22.09
B	10	01/28/89	28.00	32.00	22.71
B	10	01/29/89	26.00	32.00	24.20
B	10	01/30/89			22.31
B	10	01/31/89	22.00	17.00	23.49
B	10	02/01/89	21.00	13.00	22.23
B	10	02/02/89	22.00	14.00	23.72
B	10	02/03/89	19.00	16.00	20.28
B	10	02/04/89	18.00	24.00	22.46
B	10	02/05/89	20.00	28.00	20.79
B	10	02/06/89	17.00	30.00	21.87
B	10	02/07/89	18.00	31.00	21.67
B	10	02/08/89	16.00	22.00	18.27

Listing A - 2

Raw Data Listing of Daily BOD, TSS, and Flow Data
Used in Calculations of Variabilility Factors

Proposed Subpart	Mill	Sampling Date	BOD Conc (mg/l)	TSS Conc (mg/l)	Flow (mgd)
B	10	02/09/89	20.00	29.00	20.70
B	10	02/10/89	22.00	52.00	22.40
B	10	02/11/89	24.00	43.00	22.63
B	10	02/12/89	23.00	12.00	23.03
B	10	02/13/89	20.00	68.00	23.59
B	10	02/14/89	20.00	40.00	23.36
B	10	02/15/89	22.00	42.00	22.01
B	10	02/16/89	19.00	35.00	21.36
B	10	02/17/89	17.00	23.00	22.00
B	10	02/18/89	17.00	27.00	23.15
B	10	02/19/89	21.00	24.00	.
B	10	02/20/89	19.00	30.00	32.48
B	10	02/21/89	16.00	31.00	29.14
B	10	02/22/89	16.00	26.00	21.81
B	10	02/23/89	10.00	30.00	21.05
B	10	02/24/89	12.00	28.00	22.28
B	10	02/25/89	18.00	21.00	22.81
B	10	02/26/89	22.00	37.00	22.67
B	10	02/27/89	10.00	23.00	22.28
B	10	02/28/89	10.00	23.00	21.13
B	10	03/01/89	23.00	30.00	18.69
B	10	03/02/89	17.00	52.00	20.32
B	10	03/03/89	23.00	61.00	20.65
B	10	03/04/89	27.00	47.00	21.66
B	10	03/05/89	26.00	46.00	25.23
B	10	03/06/89	20.00	40.00	22.57
B	10	03/07/89	23.00	49.00	22.34
B	10	03/08/89	20.00	15.00	21.75
B	10	03/09/89	18.00	31.00	22.98
B	10	03/10/89	17.00	29.00	23.18
B	10	03/11/89	17.00	33.00	22.92
B	10	03/12/89	20.00	30.00	21.43
B	10	03/13/89	21.00	35.00	21.90
B	10	03/14/89	21.00	44.00	22.97
B	10	03/15/89	17.00	23.00	23.05
B	10	03/16/89	15.00	21.00	22.64
B	10	03/17/89	16.00	19.00	22.39
B	10	03/18/89	17.00	17.00	21.96
B	10	03/19/89	18.00	18.00	23.36
B	10	03/20/89	18.00	30.00	20.42
B	10	03/21/89	18.00	46.00	44.02
B	10	03/22/89	17.00	19.00	36.05
B	10	03/23/89	19.00	15.00	23.28
B	10	03/24/89	17.00	20.00	24.12
B	10	03/25/89	15.00	16.00	24.70
B	10	03/26/89	18.00	38.00	24.19
B	10	03/27/89	16.00	22.00	21.66
B	10	03/28/89	25.00	44.00	22.07
B	10	03/29/89	19.00	44.00	26.06
B	10	03/30/89	17.00	30.00	24.75
B	10	03/31/89	22.00	41.00	22.92
B	10	04/01/89	17.00	40.00	20.62
B	10	04/02/89	19.00	31.00	22.89
B	10	04/03/89	25.00	38.00	23.84
B	10	04/04/89	20.00	29.00	27.60
B	10	04/05/89	23.00	21.00	23.22
B	10	04/06/89	24.00	22.00	22.69
B	10	04/07/89	21.00	30.00	22.08
B	10	04/08/89	21.00	25.00	22.99
B	10	04/09/89	21.00	20.00	22.67
B	10	04/10/89	21.00	21.00	24.28
B	10	04/11/89	25.00	29.00	.
B	10	04/12/89	23.00	28.00	23.45
B	10	04/13/89	20.00	23.00	22.51
B	10	04/14/89	19.00	20.00	22.24
B	10	04/15/89	18.00	11.00	21.82
B	10	04/16/89	21.00	33.00	21.29
B	10	04/17/89	21.00	28.00	22.21
B	10	04/18/89	22.00	26.00	19.52
B	10	04/19/89	22.00	21.00	23.13
B	10	04/20/89	18.00	32.00	24.14
B	10	04/21/89	13.00	13.00	23.88
B	10	04/22/89	13.00	24.00	23.08
B	10	04/23/89	15.00	22.00	20.22
B	10	04/24/89	15.00	23.00	19.41
B	10	04/25/89	14.00	32.00	24.26
B	10	04/26/89	16.00	18.00	23.37
B	10	04/27/89	16.00	14.00	21.68
B	10	04/28/89	12.00	15.00	23.95
B	10	04/29/89	17.00	14.00	21.59
B	10	04/30/89	15.00	13.00	24.59
B	10	05/01/89	17.00	18.00	25.67
B	10	05/02/89	12.00	12.00	23.49
B	10	05/03/89	13.00	31.00	22.68
B	10	05/04/89	15.00	16.00	22.54
B	10	05/05/89	14.00	36.00	19.13
B	10	05/06/89	14.00	31.00	22.63
B	10	05/07/89	19.00	31.00	21.58
B	10	05/08/89	12.00	21.00	19.26
B	10	05/09/89	16.00	22.00	20.74
B	10	05/10/89	15.00	26.00	20.76
B	10	05/11/89	15.00	20.00	20.92
B	10	05/12/89	17.00	24.00	20.76
B	10	05/13/89	19.00	24.00	22.44
B	10	05/14/89	11.00	20.00	24.03
B	10	05/15/89	18.00	21.00	23.44
B	10	05/16/89	17.00	18.00	23.02
B	10	05/17/89	13.00	19.00	20.22
B	10	05/18/89	11.00	10.00	24.12
B	10	05/19/89	13.00	15.00	24.39
B	10	05/20/89	13.00	24.00	24.32
B	10	05/21/89	12.00	23.00	23.02
B	10	05/22/89	15.00	23.00	24.01
B	10	05/23/89	16.00	25.00	27.32
B	10	05/24/89	13.00	13.00	22.40
B	10	05/25/89	11.00	18.00	23.46
B	10	05/26/89	11.00	19.00	23.40
B	10	05/27/89	11.00	17.00	19.19
B	10	05/28/89	13.00	29.00	21.97
B	10	05/29/89	14.00	8.00	22.40
B	10	05/30/89	13.00	26.00	22.80
B	10	05/31/89	13.00	12.00	20.22
B	10	06/01/89	13.00	17.00	20.49
B	10	06/02/89		21.00	20.21
B	10	06/03/89	15.00	20.00	23.39
B	10	06/04/89		28.00	21.60
B	10	06/05/89	13.00	21.00	27.03
B	10	06/06/89	9.00	25.00	22.44
B	10	06/07/89	9.00	31.00	28.96
B	10	06/08/89	19.00	94.00	
B	10	06/09/89	16.00	79.00	24.00
B	10	06/10/89	13.00	37.00	23.70
B	10	06/11/89	10.00	40.00	23.38
B	10	06/12/89	12.00	17.00	22.98
B	10	06/13/89	10.00	17.00	23.53
B	10	06/14/89	10.00	29.00	24.69
B	10	06/15/89	19.00	17.00	.
B	10	06/16/89	21.00	113.00	.
B	10	06/17/89	25.00	83.00	23.26
B	10	06/18/89	19.00	29.00	21.98
B	10	06/19/89	16.00	26.00	21.22
B	10	06/20/89	13.00	21.00	23.38
B	10	06/21/89		15.00	20.47
B	10	06/22/89	13.00	18.00	23.76
B	10	06/23/89	13.00	30.00	23.67
B	10	06/24/89	13.00	19.00	23.60
B	10	06/25/89	16.00	18.00	21.47
B	10	06/26/89	.	15.00	17.85
B	10	06/27/89	12.00	6.00	20.93
B	10	06/28/89	14.00	7.00	23.34
B	10	06/29/89	15.00	8.00	23.62
B	10	06/30/89	18.00	17.00	22.99
B	10	07/01/89	22.00	17.00	22.14
B	10	07/02/89	23.00	19.00	26.61
B	10	07/03/89	23.00	23.00	20.39
B	10	07/04/89	18.00	19.00	28.35
B	10	07/05/89	.	30.00	24.00
B	10	07/06/89	18.00	32.00	23.75
B	10	07/07/89	19.00	30.00	22.46
B	10	07/08/89	18.00	20.00	22.38
B	10	07/09/89	16.00	13.00	22.68
B	10	07/10/89	18.00	24.00	22.02
B	10	07/11/89	18.00	33.00	23.03
B	10	07/12/89	15.00	15.00	22.25
B	10	07/13/89	14.00	16.00	20.41
B	10	07/14/89	13.00	20.00	22.79
B	10	07/15/89	14.00	17.00	.
B	10	07/16/89	18.00	24.00	.
B	10	07/17/89	.	42.00	23.24
B	10	07/18/89	16.00	24.00	23.73
B	10	07/19/89	.	15.00	21.20
B	10	07/20/89	.	12.00	23.22
B	10	07/21/89	15.00	12.00	27.59
B	10	07/22/89	.	15.00	22.83
B	10	07/23/89	14.00	17.00	23.37
B	10	07/24/89	12.00	38.00	22.39
B	10	07/25/89	13.00	23.00	23.36
B	10	07/26/89	16.00	42.00	21.82
B	10	07/27/89	15.00	36.00	22.87
B	10	07/28/89	16.00	29.00	22.84
B	10	07/29/89	15.00	31.00	23.17
B	10	07/30/89	13.00	21.00	23.28
B	10	07/31/89	.	22.00	21.04
B	10	08/01/89	13.00	18.00	22.42
B	10	08/02/89	15.00	20.00	21.46
B	10	08/03/89	13.00	16.00	22.19
B	10	08/04/89	16.00	30.00	22.11
B	10	08/05/89	15.00	16.00	22.88
B	10	08/06/89	11.00	16.00	22.11
B	10	08/07/89	15.00	18.00	.
B	10	08/08/89	12.00	18.00	21.90
B	10	08/09/89	16.00	26.00	23.21
B	10	08/10/89	13.00	10.00	20.93
B	10	08/11/89	14.00	9.00	20.93
B	10	08/12/89	15.00	13.00	22.60
B	10	08/13/89	14.00	25.00	21.82
B	10	08/14/89	13.00	29.00	22.25
B	10	08/15/89	11.00	19.00	20.60
B	10	08/16/89	12.00	24.00	22.54
B	10	08/17/89	16.00	22.00	22.25

Listing A 2

Raw Data Listing of Daily BOD, TSS, and Flow Data
Used in Calculations of Variability Factors

Proposed Subpart	Mill	Sampling Date	BOD Conc (mg/l)	TSS Conc (mg/l)	Flow (mgd)
B	10	08/18/89		60.00	25.18
B	10	08/19/89	18.00	48.00	21.70
B	10	08/20/89	17.00	33.00	19.23
B	10	08/21/89	16.00	40.00	19.08
B	10	08/22/89	18.00	39.00	.
B	10	08/25/89	13.00	29.00	17.39
B	10	08/26/89	.	19.00	17.97
B	10	08/27/89	12.00	21.00	
B	10	08/28/89	12.00	19.00	19.11
B	10	08/29/89		12.00	21.54
B	10	08/30/89	12.00	39.00	19.44
B	10	08/31/89	12.00	23.00	27.91
B	10	09/01/89		36.00	.
B	10	09/02/89		38.00	20.35
B	10	09/03/89	13.00	32.00	19.25
B	10	09/04/89	14.00	40.00	20.47
B	10	09/05/89		38.00	19.57
B	10	09/06/89		32.00	20.14
B	10	09/07/89	17.00	15.00	20.37
B	10	09/08/89		35.00	20.09
B	10	09/09/89		21.00	19.42
B	10	09/10/89		24.00	18.50
B	10	09/11/89		15.00	18.36
B	10	09/12/89		17.00	19.73
B	10	09/13/89	.	17.00	20.08
B	10	09/14/89	14.00	18.00	19.93
B	10	09/15/89	14.00	28.00	20.56
B	10	09/16/89	16.00	32.00	19.32
B	10	09/17/89	10.00	24.00	19.31
B	10	09/18/89	15.00	21.00	20.08
B	10	09/19/89		24.00	20.70
B	10	09/20/89		20.00	22.00
B	10	09/21/89		21.00	23.06
B	10	09/22/89	.	21.00	22.98
B	10	09/23/89		24.00	22.00
B	10	09/24/89	.	20.00	23.71
B	10	09/25/89	25.00	26.00	23.70
B	10	09/26/89	26.00	27.00	23.29
B	10	09/27/89	24.00	33.00	21.62
B	10	09/28/89	.	23.00	23.86
B	10	09/29/89	28.00	31.00	25.82
B	10	09/30/89		36.00	41.89
B	10	10/01/89		25.00	29.56
B	10	10/02/89	31.00	32.00	26.28
B	10	10/03/89	.	25.00	26.15
B	10	10/04/89	23.00	28.00	26.07
B	10	10/05/89	21.00	25.00	27.20
B	10	10/06/89	.	23.00	25.95
B	10	10/07/89		27.00	28.21
B	10	10/08/89	.	22.00	26.50
B	10	10/09/89	19.00	13.00	25.51
B	10	10/10/89	21.00	17.00	25.64
B	10	10/11/89	21.00	10.00	26.06
B	10	10/12/89	21.00	25.00	25.70
B	10	10/13/89	20.00	21.00	
B	10	10/14/89	19.00	26.00	
B	10	10/15/89	17.00	24.00	
B	10	10/16/89		31.00	25.01
B	10	10/17/89	22.00	32.00	33.53
B	10	10/18/89	25.00	28.00	
B	10	10/19/89		29.00	23.19
B	10	10/20/89	26.00	30.00	26.67
B	10	10/21/89	28.00	30.00	21.10
B	10	10/22/89		40.00	27.38
B	10	10/23/89	36.00	41.00	24.68
B	10	10/24/89	.	42.00	25.12
B	10	10/25/89	33.00	49.00	23.84
B	10	10/26/89	.	33.00	24.20
B	10	10/27/89	29.00	39.00	24.24
B	10	10/28/89	27.00	39.00	26.20
B	10	10/29/89	28.00	15.00	24.75
B	10	10/30/89	.	25.00	25.63
B	10	10/31/89	19.00	46.00	25.46
B	10	11/01/89	18.00	39.00	22.54
B	10	11/02/89	20.00	40.00	24.04
B	10	11/03/89	20.00	33.00	21.84
B	10	11/04/89		35.00	22.80
B	10	11/05/89	.	30.00	22.43
B	10	11/06/89	15.00	64.00	26.26
B	10	11/07/89	17.00	70.00	46.31
B	10	11/08/89	17.00	52.00	49.14
B	10	11/09/89	16.00	51.00	18.87
B	10	11/10/89	15.00	44.00	21.56
B	10	11/11/89	15.00	48.00	22.31
B	10	11/12/89	17.00	48.00	23.37
B	10	11/13/89	19.00	68.00	23.03
B	10	11/14/89	20.00	64.00	22.87
B	10	11/15/89	.	71.00	22.95
B	10	11/16/89		53.00	22.13
B	10	11/17/89	18.00	47.00	22.33
B	10	11/18/89	21.00	63.00	23.09
B	10	11/19/89	.	61.00	22.36
B	10	11/20/89		59.00	22.41
B	10	11/21/89	26.00	65.00	20.17
B	10	11/22/89	28.00	75.00	24.05
B	10	11/23/89	25.00	54.00	23.51
B	10	11/24/89	25.00	54.00	23.52
B	10	11/25/89	23.00	41.00	23.68
B	10	11/26/89	.	56.00	24.44
B	10	11/27/89	30.00	55.00	23.33
B	10	11/28/89	29.00	61.00	24.29
B	10	11/29/89	26.00	44.00	22.53
B	10	11/30/89	23.00	42.00	21.37
B	11	01/01/89	14.31	3.97	19.90
B	11	01/02/89	12.53	7.95	21.70
B	11	01/03/89	12.24	2.79	17.10
B	11	01/04/89	11.97	8.38	17.50
B	11	01/05/89	14.59	7.94	18.70
B	11	01/06/89	9.55	11.94	18.70
B	11	01/07/89	13.15	13.94	18.80
B	11	01/08/89	21.44	23.02	19.10
B	11	01/09/89	22.11	24.70	18.70
B	11	01/10/89	24.09	20.62	19.00
B	11	01/11/89	28.39	18.33	20.20
B	11	01/12/89	29.89	21.52	19.50
B	11	01/13/89	26.22	23.44	15.80
B	11	01/14/89	21.50	16.33	16.50
B	11	01/15/89	22.63	17.86	19.80
B	11	01/16/89	22.99	17.51	15.50
B	11	01/17/89	20.84	9.53	11.70
B	11	01/18/89	20.27	11.93	11.20
B	11	01/19/89	23.51	11.11	16.30
B	11	01/23/89	11.90	8.34	18.30
B	11	01/24/89	16.73	10.73	19.10
B	11	01/25/89	10.73	7.16	20.70
B	11	01/26/89	12.53	4.99	26.90
B	11	01/27/89	11.05	12.34	30.70
B	11	01/28/89	17.14	12.72	35.00
B	11	01/29/89	15.09	63.53	8.00
B	11	01/30/89	11.06	17.50	17.00
B	11	01/31/89	13.76	11.56	19.40
B	11	02/01/89	16.71	13.92	18.70
B	11	02/02/89	11.32	9.13	18.00
B	11	02/03/89	10.72	8.73	18.00
B	11	02/04/89	14.29	7.54	17.80
B	11	02/05/89	14.00	10.72	18.00
B	11	02/06/89	16.73	9.96	18.10
B	11	02/07/89	14.34	9.96	17.90
B	11	02/08/89	15.54	7.97	18.10
B	11	02/09/89	13.76	8.37	19.30
B	11	02/10/89	13.13	14.32	19.10
B	11	02/11/89	11.91	10.33	19.20
B	11	02/12/89	10.41	11.11	18.50
B	11	02/13/89	13.73	10.74	17.80
B	11	02/14/89	15.48	9.13	18.80
B	11	02/15/89	13.99	9.52	18.60
B	11	02/16/89	12.53	5.57	18.60
B	11	02/17/89	13.15	9.96	20.40
B	11	02/18/89	15.51	10.34	19.70
B	11	02/19/89	16.72	7.96	19.70
B	11	02/20/89	14.33	5.57	19.90
B	11	02/21/89	14.30	5.16	20.20
B	11	02/22/89	21.22	18.73	20.00
B	11	02/23/89	17.27	7.14	20.80
B	11	02/24/89	13.10	10.33	21.50
B	11	02/25/89	20.31	54.95	20.40
B	11	02/26/89	13.14	10.75	18.20
B	11	02/27/89	12.73	9.29	17.20
B	11	02/28/89	14.94	11.95	20.70
B	11	03/01/89	16.13	8.77	18.60
B	11	03/02/89	16.10	5.96	17.50
B	11	03/03/89	17.34	5.58	20.80
B	11	03/04/89	12.51	33.36	17.60
B	11	03/05/89	13.85	10.77	12.40
B	11	03/06/89	16.64	10.70	12.30
B	11	03/07/89	13.12	7.95	16.10
B	11	03/08/89	11.02	6.34	16.20
B	11	03/09/89	12.53	8.36	16.20
B	11	03/12/89	33.97	24.63	18.40
B	11	03/13/89	11.05	27.88	19.30
B	11	03/14/89	11.93	11.14	18.70
B	11	03/15/89	8.93	9.13	17.60
B	11	03/16/89	9.58	6.79	20.00
B	11	03/17/89	10.13	3.97	24.10
B	11	03/18/89	16.73	15.54	27.00
B	11	03/19/89	18.54	14.75	23.50
B	11	03/20/89	22.65	15.90	28.40
B	11	03/21/89	20.30	17.92	29.50
B	11	03/22/89	19.71	19.51	28.50
B	11	03/23/89	20.00	5.57	20.60
B	11	03/24/89	14.89	10.32	22.70
B	11	03/25/89	13.44	16.32	19.40
B	11	03/26/89	22.72	9.17	19.40
B	11	03/27/89	14.32	23.46	20.70
B	11	03/28/89	10.18	12.37	18.30
B	11	03/29/89	11.96	19.53	23.00
B	11	03/30/89	24.51	21.12	20.40
B	11	03/31/89	16.70	11.93	19.10
B	11	04/01/89	19.06	15.87	17.90
B	11	04/02/89	22.05	10.73	18.50

Listing A 2

Raw Data Listing of Daily BOD, TSS, and Flow Data
Used in Calculations of Variabililty Factors

Proposed Subpart	Mill	Sampling Date	BOD Conc (mg/l)	TSS Conc (mg/l)	Flow (mgd)
B	11	04/03/89	23.27	32.62	17.90
B	11	04/04/89	20.24	20.24	18.40
B	11	04/05/89	17.86	6.35	19.40
B	11	04/06/89	16.72	16.32	18.80
B	11	04/07/89	14.33	21.89	18.70
B	11	04/08/89	12.53	20.29	18.40
B	11	04/09/89	14.34	20.32	15.40
B	11	04/10/89	18.48	20.66	16.50
B	11	04/11/89	20.32	14.34	13.20
B	11	04/12/89	14.90	15.90	21.70
B	11	04/13/89	18.25	23.13	12.90
B	11	04/14/89	17.90	21.48	24.30
B	11	04/15/89	14.89	12.71	22.40
B	11	04/16/89	17.93	21.53	24.40
B	11	04/17/89	14.29	5.56	23.00
B	11	04/18/89	17.88	14.30	21.90
B	11	04/19/89	18.18	20.67	23.50
B	11	04/20/89	16.09	7.55	24.10
B	11	04/21/89	18.50	12.34	22.60
B	11	04/22/89	14.30	11.12	21.10
B	11	04/23/89	15.52	7.96	20.70
B	11	04/24/89	12.83	2.39	20.20
B	11	04/25/89	10.43	1.59	20.00
B	11	04/26/89	8.65	5.17	20.50
B	11	04/27/89	7.16	3.18	19.50
B	11	04/28/89	9.83	1.59	20.50
B	11	04/29/89	6.58	5.18	21.40
B	11	04/30/89	9.55	3.58	21.10
B	11	05/01/89	12.52	2.39	23.40
B	11	05/02/89	11.32	3.18	22.10
B	11	05/03/89	14.95	1.99	20.50
B	11	05/04/89	23.24	7.15	19.90
B	11	05/05/89	17.88	1.19	19.80
B	11	05/06/89	27.40	4.77	19.00
B	11	05/07/89	14.61	10.74	19.30
B	11	05/08/89	11.95	13.14	19.60
B	11	05/09/89	10.76	5.58	18.50
B	11	05/10/89	12.52	4.77	18.70
B	11	05/11/89	9.88	2.79	18.30
B	11	05/12/89	10.74	29.84	18.90
B	11	05/13/89	12.53	33.01	18.40
B	11	05/14/89	13.46	5.59	18.40
B	11	05/15/89	12.26	5.19	19.70
B	11	05/16/89	14.04	9.16	19.60
B	11	05/17/89	23.90	13.95	19.60
B	11	05/18/89	17.60	16.71	19.70
B	11	05/19/89	10.76	11.56	20.40
B	11	05/20/89	21.51	17.92	23.40
B	11	05/21/89	15.49	12.71	25.60
B	11	05/22/89	15.21	10.34	27.10
B	11	05/23/89	15.50	15.50	28.30
B	11	05/24/89	12.54	9.95	26.70
B	11	05/25/89	12.22	11.13	23.40
B	11	05/26/89	11.31	13.10	22.20
B	11	05/27/89	11.32	12.71	20.80
B	11	05/28/89	16.10	18.29	20.20
B	11	05/29/89	19.06	25.42	20.20
B	11	05/30/89	10.16	9.97	19.80
B	11	05/31/89	7.14	11.51	19.80
B	11	06/01/89	16.11	25.07	20.30
B	11	06/02/89	8.34	12.71	19.70
B	11	06/03/89	28.64	29.83	21.50
B	11	06/04/89	11.95	5.18	22.30
B	11	06/05/89	17.32	5.97	21.30
B	11	06/06/89	8.95	7.96	20.50
B	11	06/07/89	10.46	9.16	19.90
B	11	06/08/89	14.89	6.35	24.40
B	11	06/09/89	10.74	12.34	24.20
B	11	06/10/89	11.93	6.76	21.40
B	11	06/11/89	16.75	15.94	21.30
B	11	06/12/89	15.81	18.29	21.00
B	11	06/13/89	15.80	25.84	19.20
B	11	06/14/89	16.14	22.32	21.00
B	11	06/15/89	22.65	18.28	26.90
B	11	06/16/89	15.21	16.30	22.90
B	11	06/17/89	21.76	18.68	22.00
B	11	06/18/89	15.52	12.73	18.80
B	11	06/19/89	12.50	16.67	18.40
B	11	06/20/89	12.16	12.26	20.00
B	11	06/21/89	12.27	9.17	17.80
B	11	06/22/89	13.70	19.47	20.20
B	11	06/23/89	11.35	13.94	21.40
B	11	06/24/89	13.14	15.93	20.90
B	11	06/25/89	14.34	11.15	21.60
B	11	06/26/89	16.72	19.90	21.30
B	11	06/27/89	23.83	13.11	21.20
B	11	06/28/89	16.41	19.90	20.30
B	11	06/29/89	18.49	14.32	18.30
B	11	06/30/89	14.36	11.96	18.60
B	11	07/01/89	20.33	10.37	18.50
B	11	07/02/89	14.91	10.74	18.30
B	11	07/03/89	17.35	11.97	18.80
B	11	07/04/89	17.32	17.52	14.20
B	11	07/05/89	12.53	16.31	15.80
B	11	07/06/89	16.11	11.53	13.20
B	11	07/07/89	11.94	20.29	15.50
B	11	07/08/89	15.41	17.39	17.10
B	11	07/09/89	19.07	11.92	16.60
B	11	07/10/89	19.69	23.86	22.80
B	11	07/11/89	17.34	16.74	24.10
B	11	07/12/89	17.93	22.32	25.70
B	11	07/13/89	16.43	12.75	22.30
B	11	07/14/89	5.98	5.98	26.10
B	11	07/15/89	5.96	16.29	23.70
B	11	07/16/89	23.91	23.11	22.70
B	11	07/17/89	16.58	12.75	22.10
B	11	07/18/89	17.91	11.94	20.50
B	11	07/19/89	17.34	11.16	20.50
B	11	07/20/89	16.09	12.32	21.20
B	11	07/21/89	10.74	12.33	21.60
B	11	07/22/89	13.15	11.56	22.00
B	11	07/23/89	10.75	10.36	22.80
B	11	07/24/89	10.73	11.13	24.50
B	11	07/25/89	11.33	19.87	25.10
B	11	07/26/89	10.74	13.52	23.70
B	11	07/27/89	11.02	9.53	23.30
B	11	07/28/89	9.24	7.55	23.00
B	11	07/29/89	33.97	54.04	23.00
B	11	07/30/89	19.43	17.94	23.00
B	11	07/31/89	15.56	11.97	22.00
B	11	08/01/89	13.46	12.36	21.50
B	11	08/02/89	7.74	2.78	22.20
B	11	08/03/89	9.25	8.76	21.70
B	11	08/04/89	5.37	3.18	21.40
B	11	08/05/89	7.16	3.18	20.70
B	11	08/06/89	6.57	2.39	20.00
B	11	08/07/89	12.51	9.93	20.30
B	11	08/08/89	13.71	7.55	19.90
B	11	08/09/89	12.82	13.12	19.70
B	11	08/10/89	11.62	7.55	20.10
B	11	08/11/89	21.81	17.53	20.50
B	11	08/12/89	20.04	20.34	19.60
B	11	08/13/89	16.79	14.73	20.20
B	11	08/14/89	16.73	16.34	17.80
B	11	08/15/89	12.53	9.94	15.40
B	11	08/16/89	8.37	6.38	11.90
B	11	08/17/89	25.01	4.76	11.40
B	11	08/18/89	9.88	5.59	10.40
B	11	08/19/89	11.98	20.35	15.40
B	11	08/20/89	11.62	16.28	10.40
B	11	08/21/89	12.79	16.27	14.90
B	11	08/22/89	16.69	19.86	18.40
B	11	08/23/89	9.83	11.13	17.60
B	11	08/24/89	11.36	7.18	15.40
B	11	08/25/89	5.66	5.96	15.20
B	11	08/26/89	5.07	2.39	12.10
B	11	08/27/89	7.49	7.59	13.80
B	11	08/28/89	6.58	4.79	16.50
B	11	08/29/89	6.84	5.16	19.50
B	11	08/30/89	10.15	6.37	19.40
B	11	08/31/89	11.34	8.76	20.60
B	11	09/01/89	13.44	7.57	20.40
B	11	09/02/89	11.07	3.99	19.70
B	11	09/03/89	13.74	6.77	18.90
B	11	09/04/89	9.56	5.18	18.60
B	11	09/05/89	8.37	3.99	19.60
B	11	09/06/89	11.06	5.98	19.70
B	11	09/07/89	12.53	7.16	20.00
B	11	09/08/89	14.34	15.14	18.50
B	11	09/09/89	14.60	17.08	19.80
B	11	09/10/89	17.32	17.12	20.50
B	11	09/11/89	17.35	13.16	19.50
B	11	09/12/89	17.30	12.32	19.20
B	11	09/13/89	18.54	13.95	19.50
B	11	09/14/89	18.22	20.31	19.30
B	11	09/15/89	15.50	16.69	18.00
B	11	09/16/89	14.88	13.49	18.80
B	11	09/17/89	12.52	15.90	18.90
B	11	09/18/89	11.32	13.50	19.30
B	11	09/19/89	11.61	13.50	19.60
B	11	09/20/89	11.91	15.88	19.20
B	11	09/21/89	10.74	15.91	19.50
B	11	09/22/89	10.74	12.73	18.70
B	11	09/23/89	16.41	12.88	18.50
B	11	09/24/89	14.96	14.36	18.50
B	11	09/25/89	11.34	9.15	20.10
B	11	09/26/89	9.52	3.18	19.20
B	11	09/27/89	8.95	8.36	19.40
B	11	09/28/89	8.63	4.76	20.80
B	11	09/29/89	6.56	1.19	21.50
B	11	09/30/89	8.97	5.18	21.40
B	11	10/01/89	9.54	2.38	20.40
B	11	10/02/89	7.16	4.77	19.60
B	11	10/03/89	8.35	5.17	20.60
B	11	10/04/89	8.95	3.58	19.00
B	11	10/05/89	8.93	3.58	19.90
B	11	10/06/89	11.92	9.93	18.70
B	11	10/07/89	12.56	3.59	18.70
B	11	10/08/89	.	9.54	18.70
B	11	10/09/89	.	7.94	19.40

Listing A 2

Raw Data Listing of Daily BOD, TSS, and Flow Data
Used in Calculations of Variability Factors

Proposed Subpart	Mill	Sampling Date	BOD Conc (mg/l)	TSS Conc (mg/l)	Flow (mgd)	Proposed Subpart	Mill	Sampling Date	BOD Conc (mg/l)	TSS Conc (mg/l)	Flow (mgd)
B	11	10/10/89	33.43	17.91	18.80	B	12	01/13/89	48.00	42.00	17.67
B	11	10/11/89	23.81	17.86	18.60	B	12	01/14/89	44.00	46.00	17.57
B	11	10/12/89	21.48	15.11	18.90	B	12	01/15/89	37.00	24.00	18.02
B	11	10/13/89	9.52	9.52	14.30	B	12	01/16/89	26.00	28.00	22.20
B	11	10/14/89	16.67	18.26	13.20	B	12	01/17/89	21.00	26.00	18.68
B	11	10/15/89	16.74	9.97	13.70	B	12	01/18/89	25.00	31.00	17.69
B	11	10/16/89	19.94	13.09	15.10	B	12	01/19/89	17.00	25.00	20.95
B	11	10/17/89	25.72	18.75	16.00	B	12	01/20/89	22.00	71.00	14.58
B	11	10/18/89	29.27	15.14	18.40	B	12	01/21/89	30.00	91.00	17.79
B	11	10/19/89	31.70	9.57	17.50	B	12	01/22/89	18.00	51.00	22.28
B	11	10/20/89	16.68	18.67	17.50	B	12	01/23/89	15.00	45.00	29.35
B	11	10/21/89	19.99	20.69	17.60	B	12	01/24/89	36.00	26.00	31.25
B	11	10/22/89	19.69	9.15	18.10	B	12	01/25/89	23.00	16.00	22.16
B	11	10/23/89	19.40	7.96	18.30	B	12	01/26/89	16.00	10.00	22.17
B	11	10/24/89	19.95	10.72	18.10	B	12	01/27/89	25.00	34.00	16.88
B	11	10/25/89	21.49	10.34	18.50	B	12	01/28/89	71.00	72.00	18.70
B	11	10/26/89	18.80	8.75	18.10	B	12	01/29/89	39.00	25.00	18.87
B	11	10/27/89	16.13	5.97	18.60	B	12	01/30/89	89.00	218.00	20.60
B	11	10/28/89	16.12	8.41	18.90	B	12	01/31/89	43.00	43.00	18.62
B	11	10/29/89	24.54	11.17	18.40	B	12	02/01/89	45.00	48.00	19.37
B	11	10/30/89	26.25	12.33	18.80	B	12	02/02/89	32.00	36.00	19.93
B	11	10/31/89	21.51	11.95	18.70	B	12	02/03/89	21.00	51.00	19.38
B	11	11/01/89	20.31	7.96	18.50	B	12	02/04/89	26.00	57.00	17.77
B	11	11/02/89	23.62	8.37	19.60	B	12	02/05/89	36.00	36.00	19.07
B	11	11/03/89	31.71	16.75	19.30	B	12	02/06/89	48.00	41.00	18.25
B	11	11/04/89	27.39	7.34	19.50	B	12	02/07/89	57.00	32.00	19.43
B	11	11/05/89	26.79	18.65	19.50	B	12	02/08/89	43.00	19.00	18.70
B	11	11/06/89	32.29	21.53	18.30	B	12	02/09/89	40.00	22.00	16.85
B	11	11/07/89	33.50	23.53	19.80	B	12	02/10/89	44.00	36.00	15.65
B	11	11/08/89	41.12	20.66	29.10	B	12	02/11/89	47.00	38.00	15.56
B	11	11/09/89	36.42	20.70	28.60	B	12	02/12/89	52.00	19.00	16.17
B	11	11/10/89	39.12	25.84	25.80	B	12	02/13/89	60.00	42.00	16.72
B	11	11/11/89	32.90	26.72	19.30	B	12	02/14/89	63.00	86.00	17.72
B	11	11/12/89	32.90	21.93	20.70	B	12	02/15/89	69.00	89.00	16.74
B	11	11/13/89	23.86	19.48	19.70	B	12	02/16/89		102.00	15.69
B	11	11/14/89	26.24	22.27	21.10	B	12	02/17/89		127.00	17.95
B	11	11/15/89	26.31	21.44	21.20	B	12	02/18/89	.	145.00	15.98
B	11	11/16/89	27.98	20.64	19.70	B	12	02/19/89	145.00	140.00	15.27
B	11	11/17/89	21.51	30.26	18.80	B	12	02/20/89	248.00	159.00	8.29
B	11	11/18/89	20.31	33.45	17.90	B	12	02/21/89	113.00	74.00	8.36
B	11	11/19/89	18.54	11.96	17.40	B	12	02/22/89	137.00	73.00	8.69
B	11	11/20/89	14.90	13.91	17.70	B	12	02/23/89	69.00	73.00	7.97
B	11	11/21/89	19.70	10.74	17.70	B	12	02/24/89	49.00	58.00	8.38
B	11	11/22/89	13.95	16.34	19.10	B	12	02/25/89	52.00	61.00	8.82
B	11	11/23/89	22.14	13.57	19.50	B	12	02/26/89	35.00	40.00	9.94
B	11	11/24/89	19.44	12.36	20.50	B	12	02/27/89	33.00	76.00	10.37
B	11	11/25/89	19.06	20.65	20.40	B	12	02/28/89	28.00	60.00	10.32
B	11	11/26/89	21.47	18.29	17.20	B	12	03/01/89	28.00	30.00	9.97
B	11	11/27/89	20.53	23.50	20.50	B	12	03/02/89	19.00	38.00	23.00
B	11	11/28/89	23.42	20.33	20.50	B	12	03/03/89	21.00	27.00	24.21
B	11	11/29/89	29.13	22.71	19.60	B	12	03/04/89	15.00	23.00	23.68
B	11	11/30/89	29.87	11.15	19.30	B	12	03/05/89	17.00	20.00	22.11
B	11	12/01/89	20.84	18.27	18.90	B	12	03/06/89	7.00	18.00	17.54
B	11	12/02/89	21.26	22.68	18.70	B	12	03/07/89	16.00	20.00	13.40
B	11	12/03/89	22.70	23.10	18.80	B	12	03/08/89	17.00	46.00	13.67
B	11	12/04/89	29.80	21.45	19.00	B	12	03/09/89	25.00	47.00	13.85
B	11	12/05/89	26.54	23.92	19.10	B	12	03/10/89	63.00	224.00	24.25
B	11	12/06/89	26.06	23.83	20.00	B	12	03/11/89	62.00	166.00	16.15
B	11	12/07/89	29.86	32.25	23.90	B	12	03/12/89	43.00	88.00	12.03
B	11	12/08/89	28.33	34.20	28.40	B	12	03/13/89	28.00	69.00	11.81
B	11	12/09/89	29.35	30.91	20.00	B	12	03/14/89	23.00	61.00	14.70
B	11	12/10/89	29.79	30.59	22.30	B	12	03/15/89	26.00	90.00	13.97
B	11	12/11/89	29.90	30.30	19.20	B	12	03/16/89	21.00	84.00	15.15
B	11	12/12/89	36.93	33.42	19.30	B	12	03/17/89	26.00	100.00	13.12
B	11	12/13/89	32.83	29.84	19.10	B	12	03/18/89	21.00	117.00	13.94
B	11	12/14/89	35.74	27.80	19.10	B	12	03/19/89	25.00	70.00	14.22
B	11	12/15/89	43.32	25.10	19.10	B	12	03/20/89	23.00	72.00	13.99
B	11	12/16/89	47.44	33.87	19.60	B	12	03/21/89	23.00	62.00	11.05
B	11	12/17/89	38.76	36.18	20.90	B	12	03/22/89	24.00	52.00	11.39
B	11	12/18/89	39.52	35.39	21.90	B	12	03/23/89	21.00	43.00	10.99
B	11	12/19/89	42.52	38.59	22.30	B	12	03/24/89	22.00	31.00	11.51
B	11	12/20/89	36.92	38.90	21.50	B	12	03/25/89	27.00	39.00	12.82
B	11	12/21/89	40.58	40.98	21.30	B	12	03/26/89	25.00	17.00	13.89
B	11	12/22/89	40.57	50.52	22.50	B	12	03/27/89	21.00	22.00	14.68
B	11	12/23/89	38.76	38.16	21.10	B	12	03/28/89	20.00	43.00	15.62
B	11	12/24/89	44.19	46.58	21.90	B	12	03/29/89	17.00	49.00	12.68
B	11	12/25/89	49.20	25.20	22.00	B	12	03/30/89	17.00	41.00	12.84
B	11	12/26/89	64.30	55.17	23.00	B	12	03/31/89	17.00	25.00	12.66
B	11	12/27/89	83.45	51.26	22.60	B	12	04/01/89	17.00	21.00	11.37
B	11	12/28/89	101.31	41.71	20.50	B	12	04/02/89	20.00	46.00	11.51
B	11	12/29/89	76.11	47.76	21.10	B	12	04/03/89	24.00	53.00	12.69
B	11	12/30/89	70.04	40.54	20.10	B	12	04/04/89	24.00	63.00	13.35
B	11	12/31/89	83.63	29.47	24.70	B	12	04/05/89	30.00	46.00	13.22
B	12	01/01/89	105.00	60.00	9.30	B	12	04/06/89	23.00	58.00	12.17
B	12	01/02/89	79.00	101.00	8.62	B	12	04/07/89	37.00	75.00	16.38
B	12	01/03/89	72.00	48.00	9.22	B	12	04/08/89	47.00	73.00	13.62
B	12	01/04/89	51.00	45.00	8.87	B	12	04/09/89	64.00	107.00	11.37
B	12	01/05/89	43.00	38.00	12.44	B	12	04/10/89	77.00	93.00	11.70
B	12	01/06/89	41.00	34.00	12.93	B	12	04/11/89	82.00	98.00	10.72
B	12	01/07/89	44.00	39.00	15.62	B	12	04/12/89	68.00	75.00	10.88
B	12	01/08/89	65.00	91.00	14.89	B	12	04/13/89	67.00	88.00	11.62
B	12	01/09/89	72.00	91.00	12.03	B	12	04/14/89	76.00	54.00	11.66
B	12	01/10/89	60.00	88.00	8.83	B	12	04/15/89	73.00	59.00	9.45
B	12	01/11/89	68.00	93.00	14.72	B	12	04/16/89	94.00	89.00	8.35
B	12	01/12/89	62.00	67.00	14.41	B	12	04/17/89	147.00	116.00	8.98

Listing A - 2

Raw Data Listing of Daily BOD, TSS, and Flow Data
Used in Calculations of Variability Factors

Proposed Subpart	Mill	Sampling Date	BOD Conc (mg/l)	TSS Conc (mg/l)	Flow (mgd)
B	12	04/18/89	170.00	148.00	9.30
B	12	04/19/89	233.00	190.00	9.56
B	12	04/20/89	220.00	202.00	6.40
B	12	04/21/89	202.00	186.00	7.29
B	12	04/22/89	211.00	78.00	8.76
B	12	04/23/89	188.00	188.00	8.94
B	12	04/24/89	242.00	182.00	9.11
B	12	04/25/89	194.00	180.00	9.18
B	12	04/26/89	164.00	168.00	15.09
B	12	04/27/89	143.00	156.00	12.53
B	12	04/28/89	118.00	148.00	20.98
B	12	04/29/89	118.00	100.00	22.41
B	12	04/30/89	99.00	194.00	18.96
B	12	05/01/89	86.00	116.00	18.31
B	12	05/02/89	63.00	106.00	18.37
B	12	05/03/89	55.00	72.00	18.31
B	12	05/04/89	40.00	80.00	18.96
B	12	05/05/89	40.00	232.00	20.38
B	12	05/06/89	53.00	55.00	19.50
B	12	05/07/89	61.00	106.00	18.64
B	12	05/08/89	58.00	122.00	22.98
B	12	05/09/89	56.00	108.00	25.90
B	12	05/10/89	45.00	105.00	22.42
B	12	05/11/89	44.00	55.00	19.61
B	12	05/12/89	37.00	71.00	21.99
B	12	05/13/89	34.00	36.00	21.83
B	12	05/14/89	23.00	82.00	23.88
B	12	05/15/89	21.00	105.00	23.37
B	12	05/16/89	13.00	56.00	20.50
B	12	05/17/89	11.00	42.00	23.53
B	12	05/18/89	10.00	34.00	23.56
B	12	05/19/89	9.00	27.00	27.18
B	12	05/20/89	7.00	34.00	27.04
B	12	05/21/89	7.00	58.00	26.00
B	12	05/22/89	7.00	56.00	26.80
B	12	05/23/89	9.00	54.00	26.88
B	12	05/24/89	16.00	71.00	25.22
B	12	05/25/89	27.00	70.00	23.67
B	12	05/26/89	35.00	61.00	22.68
B	12	05/27/89	33.00	48.00	19.81
B	12	05/28/89	32.00	77.00	15.76
B	12	05/29/89	24.00	74.00	13.90
B	12	05/30/89	20.00	63.00	14.41
B	12	05/31/89	21.00	80.00	15.08
B	12	06/01/89	20.00	108.00	15.38
B	12	06/02/89	20.00	185.00	14.72
B	12	06/03/89	21.00	104.00	11.53
B	12	06/04/89	20.00	198.00	14.14
B	12	06/05/89	17.00	166.00	18.14
B	12	06/06/89	16.00	158.00	23.85
B	12	06/07/89	12.00	160.00	23.24
B	12	06/08/89	20.00	136.00	22.76
B	12	06/09/89	16.00	82.00	22.86
B	12	06/10/89	19.00	66.00	23.40
B	12	06/11/89	12.00	50.00	23.31
B	12	06/12/89	19.00	38.00	22.90
B	12	06/13/89	20.00	36.00	22.67
B	12	06/14/89	12.00	38.00	22.06
B	12	06/15/89	13.00	86.00	23.97
B	12	06/16/89	9.00	135.00	22.97
B	12	06/17/89	11.00	114.00	19.89
B	12	06/18/89	10.00	102.00	18.46
B	12	06/19/89	11.00	90.00	15.77
B	12	06/20/89	12.00	112.00	19.98
B	12	06/21/89	16.00	212.00	21.80
B	12	06/22/89	14.00	195.00	22.98
B	12	06/23/89	16.00	190.00	22.50
B	12	06/24/89	17.00	122.00	22.57
B	12	06/25/89	25.00	72.00	22.09
B	12	06/26/89	24.00	66.00	21.71
B	12	06/27/89	27.00	60.00	21.46
B	12	06/28/89	29.00	63.00	21.14
B	12	06/29/89	31.00	68.00	21.30
B	12	06/30/89	27.00	101.00	21.12
B	12	07/01/89	29.00	66.00	20.23
B	12	07/02/89	25.00	74.00	20.16
B	12	07/03/89	27.00	56.00	20.08
B	12	07/04/89	27.00	73.00	19.76
B	12	07/05/89	29.00	86.00	19.37
B	12	07/06/89	33.00	116.00	17.51
B	12	07/07/89	36.00	84.00	17.96
B	12	07/08/89	41.00	88.00	18.36
B	12	07/09/89	37.00	98.00	18.24
B	12	07/10/89	29.00	60.00	18.64
B	12	07/11/89	27.00	57.00	18.77
B	12	07/12/89	28.00	50.00	18.80
B	12	07/13/89	24.00	40.00	18.33
B	12	07/14/89	19.00	54.00	17.91
B	12	07/15/89	18.00	26.00	18.21
B	12	07/16/89	18.00	28.00	18.31
B	12	07/17/89	24.00	26.00	18.43
B	12	07/18/89	28.00	22.00	17.97
B	12	07/19/89	37.00	45.00	16.46
B	12	07/20/89	42.00	42.00	15.24
B	12	07/21/89	30.00	48.00	15.98
B	12	07/22/89	34.00	36.00	15.53
B	12	07/23/89	31.00	38.00	14.50
B	12	07/24/89	26.00	50.00	14.07
B	12	07/25/89	24.00	53.00	15.68
B	12	07/26/89	26.00	58.00	18.89
B	12	07/27/89	25.00	58.00	18.83
B	12	07/28/89	.	.	18.54
B	12	07/29/89		.	18.55
B	12	07/30/89	20.00	90.00	18.57
B	12	07/31/89	22.00	110.00	18.10
B	12	08/01/89	25.00	66.00	17.66
B	12	08/02/89	22.00	76.00	17.05
B	12	08/03/89	20.00	64.00	22.37
B	12	08/04/89			22.69
B	12	08/05/89	.		19.31
B	12	08/06/89	13.00	100.00	17.70
B	12	08/07/89	9.00	86.00	17.81
B	12	08/08/89	7.00	73.00	16.13
B	12	08/09/89	6.00	78.00	15.84
B	12	08/10/89	8.00	132.00	15.30
B	12	08/11/89	.		11.20
B	12	08/12/89			15.72
B	12	08/13/89	12.00	120.00	18.41
B	12	08/14/89	92.00	202.00	4.94
B	12	08/15/89	10.00	62.00	17.05
B	12	08/16/89	7.00	64.00	17.64
B	12	08/17/89	8.00	64.00	22.55
B	12	08/18/89		.	24.47
B	12	08/19/89		.	26.12
B	12	08/20/89	9.00	74.00	14.40
B	12	08/21/89	12.00	122.00	19.49
B	12	08/22/89	13.00	124.00	22.40
B	12	08/23/89	16.00	154.00	20.23
B	12	08/24/89	16.00	.	22.40
B	12	08/25/89		.	14.89
B	12	08/26/89	.	.	13.16
B	12	08/27/89	18.00	184.00	17.20
B	12	08/28/89	16.00	156.00	15.35
B	12	08/29/89	17.00	136.00	16.20
B	12	08/30/89	16.00	148.00	14.79
B	12	08/31/89	16.00	116.00	15.19
B	12	09/01/89	.		12.91
B	12	09/02/89			13.02
B	12	09/03/89	15.00		12.03
B	12	09/04/89	14.00	94.00	10.82
B	12	09/05/89	13.00	88.00	12.53
B	12	09/06/89	14.00	136.00	15.25
B	12	09/07/89	15.00	114.00	17.68
B	12	09/08/89		141.00	19.57
B	12	09/09/89		276.00	18.52
B	12	09/10/89	11.00	106.00	19.97
B	12	09/11/89	10.00	130.00	23.42
B	12	09/12/89	11.00	150.00	26.20
B	12	09/13/89	11.00	106.00	26.00
B	12	09/14/89	10.00	144.00	24.53
B	12	09/15/89	.	165.00	27.85
B	12	09/16/89	.	175.00	26.62
B	12	09/17/89	14.00	136.00	21.08
B	12	09/18/89	14.00	142.00	20.29
B	12	09/19/89	14.00	122.00	21.08
B	12	09/20/89	13.00	87.00	20.01
B	12	09/21/89	15.00	87.00	20.87
B	12	09/22/89	.	71.00	22.28
B	12	09/23/89		69.00	22.01
B	12	09/24/89	10.00	56.00	21.39
B	12	09/25/89	9.00	59.00	20.48
B	12	09/26/89	13.00	61.00	17.58
B	12	09/27/89	12.00	70.00	15.77
B	12	09/28/89	12.00	85.00	17.78
B	12	09/29/89	.		17.75
B	12	09/30/89	.	.	18.40
B	12	10/01/89	19.00	129.00	17.24
B	12	10/02/89	23.00	96.00	18.26
B	12	10/03/89	20.00	84.00	18.89
B	12	10/04/89	23.00	77.00	17.78
B	12	10/05/89	25.00	73.00	18.65
B	12	10/06/89	.	.	19.29
B	12	10/07/89	.		15.05
B	12	10/08/89	19.00	72.00	14.82
B	12	10/09/89	13.00	66.00	15.09
B	12	10/10/89	2.00	53.00	12.31
B	12	10/12/89	22.00	68.00	16.70
B	12	10/13/89	.		20.97
B	12	10/14/89	.	.	20.26
B	12	10/15/89	5.00	69.00	15.40
B	12	10/16/89	21.00	51.00	12.65
B	12	10/17/89	20.00	70.00	13.74
B	12	10/18/89	21.00	35.00	16.22
B	12	10/19/89	46.00	112.00	6.48
B	12	10/20/89	64.00	105.00	6.39
B	12	10/21/89	46.00	76.00	6.08
B	12	10/22/89	59.00	92.00	5.36
B	12	10/23/89	94.00	82.00	4.73
B	12	10/24/89	96.00	64.00	5.61
B	12	10/25/89	80.00	65.00	8.50

Listing A 2

Raw Data Listing of Daily BOD, TSS, and Flow Data
Used in Calculations of Variabililty Factors

Proposed Subpart	Mill	Sampling Date	BOD Conc (mg/l)	TSS Conc (mg/l)	Flow (mgd)
B	12	10/26/89	60.00	61.00	8.68
B	12	10/27/89		.	9.68
B	12	10/28/89		.	11.01
B	12	10/29/89	26.00	60.00	12.57
B	12	10/30/89	27.00	70.00	12.70
B	12	10/31/89	21.00	60.00	14.11
B	12	11/01/89	24.00	64.00	13.27
B	12	11/02/89	21.00	76.00	17.07
B	12	11/03/89			19.60
B	12	11/04/89		.	18.55
B	12	11/05/89	22.00	140.00	17.62
B	12	11/06/89	29.00	166.00	21.20
B	12	11/07/89	26.00	170.00	21.23
B	12	11/08/89	34.00	164.00	23.22
B	12	11/09/89	47.00	156.00	21.96
B	12	11/10/89			21.95
B	12	11/11/89		.	21.27
B	12	11/12/89	61.00	138.00	13.74
B	12	11/13/89	46.00	82.00	11.08
B	12	11/14/89	45.00	70.00	12.22
B	12	11/15/89	58.00	72.00	12.85
B	12	11/16/89	159.00	100.00	13.35
B	12	11/17/89			13.08
B	12	11/18/89			12.61
B	12	11/19/89	79.00	96.00	12.11
B	12	11/20/89	142.00	76.00	13.72
B	12	11/21/89	63.00	74.00	14.91
B	12	11/22/89			14.21
B	12	11/23/89		.	13.78
B	12	11/24/89	38.00	.	13.70
B	12	11/25/89	34.00	.	14.54
B	12	11/26/89	34.00	32.00	14.44
B	12	11/27/89	31.00	42.00	13.93
B	12	11/28/89	29.00	34.00	16.57
B	12	11/29/89	33.00	32.00	15.72
B	12	11/30/89	50.00	40.00	17.10
B	12	12/01/89		50.00	18.08
B	12	12/02/89		50.00	14.43
B	12	12/03/89	41.00	42.00	13.13
B	12	12/04/89	47.00	36.00	11.28
B	12	12/05/89	45.00	50.00	11.81
B	12	12/06/89	34.00	20.00	10.95
B	12	12/07/89	37.00	32.00	14.32
B	12	12/08/89			22.75
B	12	12/09/89	.	.	23.75
B	12	12/10/89	30.00	36.00	22.28
B	12	12/11/89	27.00	24.00	21.76
B	12	12/12/89	35.00	38.00	25.11
B	12	12/13/89	36.00	38.00	24.29
B	12	12/14/89	42.00	64.00	23.51
B	12	12/15/89	42.00		24.29
B	12	12/16/89		.	25.05
B	12	12/17/89		74.00	23.79
B	12	12/18/89	42.00	66.00	22.04
B	12	12/19/89	56.00	40.00	23.51
B	12	12/20/89	37.00	52.00	21.75
B	12	12/21/89	34.00	46.00	20.50
B	12	12/22/89	.		14.25
B	12	12/23/89			1.98
B	12	12/24/89		.	
B	12	12/25/89	69.00	82.00	17.12
B	12	12/26/89	68.00	156.00	15.92
B	12	12/27/89	81.00	180.00	6.75
B	12	12/28/89	231.00	102.00	6.81
B	12	12/29/89			18.23
B	12	12/30/89	.	.	17.53
B	12	12/31/89	104.00	122.00	16.71
B	13	01/01/89	11.00	59.00	15.24
B	13	01/02/89	16.00	81.00	18.30
B	13	01/03/89	15.00	60.00	16.86
B	13	01/04/89	12.00	34.00	16.68
B	13	01/05/89	15.00	44.00	16.03
B	13	01/06/89	20.00	37.00	16.19
B	13	01/07/89	15.00	30.00	15.44
B	13	01/08/89	20.00	49.00	15.16
B	13	01/09/89	16.00	54.00	15.38
B	13	01/10/89	16.00	70.00	15.96
B	13	01/11/89	15.00	67.00	13.71
B	13	01/12/89	20.00	51.00	16.21
B	13	01/13/89	30.00	38.00	16.86
B	13	01/14/89	22.00	40.00	17.54
B	13	01/15/89	23.00	46.00	15.23
B	13	01/16/89	23.00	55.00	18.16
B	13	01/17/89	22.00	47.00	15.74
B	13	01/18/89	21.00	53.00	15.60
B	13	01/19/89	25.00	52.00	15.05
B	13	01/20/89	27.00	26.00	16.40
B	13	01/21/89	30.00	57.00	16.22
B	13	01/22/89	35.00	52.00	15.35
B	13	01/23/89	32.00	69.00	13.98
B	13	01/24/89	33.00	53.00	15.96
B	13	01/25/89	35.00	76.00	13.82
B	13	01/26/89	25.00	40.00	15.17
B	13	01/27/89	34.00	59.00	17.14
B	13	01/28/89	33.00	67.00	15.72
B	13	01/29/89	31.00	67.00	16.47
B	13	01/30/89	32.00	73.00	16.33
B	13	01/31/89	33.00	81.00	15.62
B	13	02/01/89	34.00	65.00	15.47
B	13	02/02/89	40.00	68.00	15.17
B	13	02/03/89	27.00	57.00	15.85
B	13	02/04/89	33.00	79.00	14.59
B	13	02/05/89	41.00	59.00	15.44
B	13	02/06/89	42.00	90.00	14.69
B	13	02/07/89	37.00	87.00	16.01
B	13	02/08/89	31.00	86.00	15.47
B	13	02/09/89	29.00	85.00	15.39
B	13	02/10/89	33.00	73.00	16.09
B	13	02/11/89	31.00	69.00	16.08
B	13	02/12/89	24.00	63.00	15.87
B	13	02/13/89	35.00	80.00	15.59
B	13	02/14/89	31.00	53.00	16.56
B	13	02/15/89	23.00	36.00	14.90
B	13	02/16/89	19.00	49.00	15.64
B	13	02/17/89	16.00	41.00	16.41
B	13	02/18/89	19.00	41.00	16.46
B	13	02/19/89	18.00	41.00	16.87
B	13	02/20/89	26.00	58.00	13.46
B	13	02/21/89	28.00	68.00	16.42
B	13	02/22/89	10.00	82.00	15.79
B	13	02/23/89	34.00	74.00	15.91
B	13	02/24/89	38.00	77.00	15.22
B	13	02/25/89	36.00	68.00	15.87
B	13	02/26/89	33.00	63.00	16.46
B	13	02/27/89	31.00	76.00	15.88
B	13	02/28/89	30.00	66.00	15.47
B	13	03/02/89	35.00	66.50	16.17
B	13	03/03/89	36.00	55.00	15.39
B	13	03/04/89	34.00	47.00	15.37
B	13	03/05/89	23.00	62.00	15.82
B	13	03/06/89	30.00	67.00	17.93
B	13	03/07/89	26.00	66.00	15.69
B	13	03/08/89	28.00	60.00	15.45
B	13	03/09/89	35.00	65.00	16.45
B	13	03/10/89	35.00	78.00	16.20
B	13	03/11/89	30.00	61.00	15.77
B	13	03/12/89	40.00	151.00	15.88
B	13	03/13/89	25.00	47.00	15.53
B	13	03/14/89	28.00	60.00	15.17
B	13	03/15/89	31.00	49.00	14.69
B	13	03/16/89	32.00	48.00	15.68
B	13	03/17/89	33.00	60.00	16.08
B	13	03/18/89	38.00	73.00	15.48
B	13	03/19/89	32.00	75.00	16.13
B	13	03/20/89	31.00	68.00	16.61
B	13	03/21/89	29.00	57.00	16.26
B	13	03/22/89	30.00	63.00	16.18
B	13	03/23/89	32.00	73.00	16.60
B	13	03/24/89	30.00	82.00	16.00
B	13	03/25/89	37.00	63.00	16.01
B	13	03/26/89	34.00	63.00	14.73
B	13	03/27/89	29.00	57.00	9.28
B	13	03/28/89	23.00	54.00	9.48
B	13	03/29/89	28.00	53.00	9.16
B	13	03/30/89	36.00	54.00	14.07
B	13	03/31/89	42.00	54.00	17.24
B	13	04/01/89	34.00	47.00	15.57
B	13	04/02/89	34.00	65.00	16.74
B	13	04/03/89	44.00	82.00	16.05
B	13	04/04/89	43.00	86.00	16.50
B	13	04/05/89	47.00	117.00	16.74
B	13	04/06/89	45.00	84.00	13.80
B	13	04/07/89	44.00	116.00	12.19
B	13	04/08/89	28.00	79.00	12.13
B	13	04/09/89	26.00	60.00	11.36
B	13	04/10/89	23.00	65.00	13.33
B	13	04/11/89	32.00	66.00	14.82
B	13	04/12/89	35.00	66.00	15.17
B	13	04/13/89	34.00	84.00	15.97
B	13	04/14/89	44.00	82.00	15.25
B	13	04/15/89	42.00	89.00	15.69
B	13	04/16/89	45.00	89.00	16.32
B	13	04/17/89	82.00	76.00	16.39
B	13	04/18/89	48.00	63.00	15.95
B	13	04/19/89	30.00	60.00	15.86
B	13	04/20/89	26.00	58.00	15.96
B	13	04/21/89	29.00	51.00	16.16
B	13	04/22/89	31.00	52.00	16.08
B	13	04/23/89	25.00	57.00	15.84
B	13	04/24/89	27.00	44.00	16.04
B	13	04/25/89	23.00	49.00	16.41
B	13	04/26/89	25.00	42.00	14.80
B	13	04/27/89	33.00	60.00	16.15
B	13	04/28/89	36.00	46.00	15.49
B	13	04/29/89	39.00	68.00	15.59
B	13	04/30/89	32.00	54.00	15.62
B	13	05/01/89	35.00	60.00	15.56
B	13	05/02/89	33.00	43.00	16.10
B	13	05/03/89	47.00	76.00	16.43
B	13	05/04/89	30.00	36.00	15.62

Listing A - 2

Raw Data Listing of Daily BOD, TSS, and Flow Data
Used in Calculations of Variabililty Factors

Proposed Subpart	Mill	Sampling Date	BOD Conc (mg/l)	TSS Conc (mg/l)	Flow (mgd)
B	13	05/05/89	26.00	67.00	15.52
B	13	05/06/89	30.00	50.00	16.29
B	13	05/07/89	32.00	68.00	15.60
B	13	05/08/89	35.00	62.00	15.47
B	13	05/09/89	34.00	64.00	15.10
B	13	05/10/89	28.00	35.00	14.52
B	13	05/11/89	31.00	53.00	16.48
B	13	05/12/89	23.00	35.00	16.10
B	13	05/13/89	26.00	37.00	16.40
B	13	05/14/89	27.00	41.00	17.48
B	13	05/15/89	25.00	57.00	16.31
B	13	05/16/89	30.00	64.00	16.02
B	13	05/17/89	36.00	96.00	16.38
B	13	05/18/89	19.00	43.00	15.17
B	13	05/19/89	18.00	58.00	16.76
B	13	05/20/89	17.00	72.00	16.10
B	13	05/21/89	16.00	69.00	17.06
B	13	05/22/89	13.00	39.00	17.43
B	13	05/23/89	15.00	62.00	16.21
B	13	05/24/89	12.00	84.00	16.76
B	13	05/25/89	16.00	57.00	17.48
B	13	05/26/89	19.00	53.00	17.71
B	13	05/27/89	70.00	93.00	14.36
B	13	05/28/89	213.00	91.00	16.98
B	13	05/29/89	201.00	115.00	16.46
B	13	05/30/89	99.00	119.00	17.74
B	13	05/31/89	77.00	109.00	14.67
B	13	06/01/89	56.00	103.00	16.26
B	13	06/02/89	43.00	56.00	16.73
B	13	06/03/89	30.00	66.00	17.62
B	13	06/04/89	20.00	37.00	17.13
B	13	06/05/89	31.00	50.00	16.96
B	13	06/06/89	29.00	46.00	15.42
B	13	06/07/89	40.00	46.00	15.81
B	13	06/08/89	49.00	60.00	14.59
B	13	06/09/89	50.00	60.00	15.36
B	13	06/10/89	45.00	63.00	15.43
B	13	06/11/89	48.00	100.00	16.56
B	13	06/12/89	36.00	78.00	16.05
B	13	06/13/89	34.00	72.00	16.71
B	13	06/14/89	40.00	81.00	16.47
B	13	06/15/89	54.00	106.00	16.42
B	13	06/16/89	33.00	88.00	16.18
B	13	06/17/89	40.00	107.00	15.41
B	13	06/18/89	46.00	82.00	16.53
B	13	06/19/89	34.00	97.00	18.00
B	13	06/20/89	35.00	78.00	16.20
B	13	06/21/89	35.00	98.00	17.25
B	13	06/22/89	36.00	86.00	18.43
B	13	06/23/89	38.00	70.00	16.48
B	13	06/24/89	36.00	53.00	15.79
B	13	06/25/89	40.00	62.00	16.87
B	13	06/26/89	37.00	73.00	14.47
B	13	06/27/89	14.00	46.00	17.69
B	13	06/28/89	13.00	44.00	17.84
B	13	06/29/89	13.00	44.00	14.39
B	13	06/30/89	13.00	30.00	17.83
B	13	07/01/89	17.00	51.00	18.13
B	13	07/02/89	16.00	42.00	17.48
B	13	07/03/89	18.00	51.00	17.59
B	13	07/04/89	21.00	57.00	18.10
B	13	07/05/89	19.00	49.00	17.40
B	13	07/06/89	18.00	57.00	17.27
B	13	07/07/89	15.00	52.00	16.71
B	13	07/08/89	12.00	62.00	16.96
B	13	07/09/89	18.00	62.00	18.44
B	13	07/10/89	20.00	62.00	16.82
B	13	07/11/89	19.00	58.00	16.76
B	13	07/12/89	20.00	65.00	18.20
B	13	07/13/89	20.00	43.00	16.58
B	13	07/14/89	14.00	49.00	18.33
B	13	07/15/89	12.00	44.00	19.00
B	13	07/16/89	12.00	50.00	17.84
B	13	07/17/89	19.00	52.00	19.29
B	13	07/18/89	18.00	38.00	17.28
B	13	07/19/89	25.00	43.00	17.68
B	13	07/20/89	30.00	52.00	18.48
B	13	07/21/89	29.00	55.00	18.55
B	13	07/22/89	22.00	58.00	17.23
B	13	07/23/89	21.00	64.00	15.88
B	13	07/24/89	21.00	38.00	16.10
B	13	07/25/89	10.00	33.00	12.33
B	13	07/26/89	12.00	28.00	12.43
B	13	07/27/89	5.00	11.00	16.19
B	13	07/28/89	16.00	29.00	13.94
B	13	07/29/89	22.00	29.00	18.37
B	13	07/30/89	11.00	24.00	17.27
B	13	07/31/89	25.00	29.00	17.07
B	13	08/01/89	10.00	28.00	17.86
B	13	08/02/89	12.00	22.00	18.85
B	13	08/03/89	22.00	35.00	17.53
B	13	08/04/89	22.00	37.00	17.59
B	13	08/05/89	22.00	27.00	17.69
B	13	08/06/89	13.00	38.00	19.40
B	13	08/07/89	13.00	33.00	18.26
B	13	08/08/89	23.00	38.00	18.69
B	13	08/09/89	25.00	36.00	18.49
B	13	08/10/89	28.00	45.00	17.84
B	13	08/11/89	15.00	42.00	17.70
B	13	08/12/89	13.00	25.00	18.05
B	13	08/13/89	18.00	39.00	17.64
B	13	08/14/89	15.00	52.00	18.62
B	13	08/15/89	16.00	52.00	17.65
B	13	08/16/89	25.00	45.00	17.56
B	13	08/17/89	21.00	46.00	18.83
B	13	08/18/89	18.00	40.00	19.79
B	13	08/19/89	16.00	40.00	18.00
B	13	08/20/89	15.00	39.00	18.09
B	13	08/21/89	16.00	42.00	19.51
B	13	08/22/89	16.00	44.00	18.17
B	13	08/23/89	16.00	39.00	19.88
B	13	08/24/89	19.00	52.00	18.69
B	13	08/25/89	20.00	56.00	19.06
B	13	08/26/89	20.00	43.00	19.02
B	13	08/27/89	22.00	57.00	18.32
B	13	08/28/89	24.00	54.00	18.51
B	13	08/29/89	27.00	57.00	17.96
B	13	08/30/89	19.00	52.00	17.35
B	13	08/31/89	20.00	63.00	18.52
B	13	09/01/89	20.00	87.00	17.73
B	13	09/02/89	20.00	41.00	19.70
B	13	09/03/89	18.00	48.00	19.39
B	13	09/04/89	16.00	34.00	19.47
B	13	09/05/89	8.00	21.00	19.60
B	13	09/06/89	9.00	27.00	19.18
B	13	09/07/89	18.00	58.00	17.97
B	13	09/08/89	12.00	30.00	17.61
B	13	09/09/89	10.00	34.00	17.80
B	13	09/10/89	7.00	24.00	18.61
B	13	09/11/89	7.00	25.00	20.09
B	13	09/12/89	6.00	17.00	19.45
B	13	09/13/89	4.00	20.00	19.50
B	13	09/14/89	4.00	32.00	19.16
B	13	09/15/89	5.00	20.00	19.44
B	13	09/16/89	4.00	13.00	17.70
B	13	09/17/89	15.00	46.00	20.15
B	13	09/18/89	7.00	24.00	18.37
B	13	09/19/89	4.00	26.00	18.37
B	13	09/20/89	7.00	27.00	19.31
B	13	09/21/89	9.00	20.00	19.17
B	13	09/22/89	5.00	24.00	18.51
B	13	09/23/89	8.00	26.00	19.23
B	13	09/24/89	3.00	18.00	18.46
B	13	09/25/89	6.00	16.00	13.68
B	13	09/26/89	13.00	42.00	19.64
B	13	09/27/89	6.00	18.00	19.32
B	13	09/28/89	9.00	30.00	18.94
B	13	09/29/89	7.00	13.00	18.57
B	13	09/30/89	10.00	14.00	13.35
B	13	10/01/89	8.00	16.00	18.29
B	13	10/02/89	5.00	2.00	5.39
B	13	10/03/89	13.00	19.00	5.18
B	13	10/04/89	12.00	25.00	7.87
B	13	10/05/89	6.00	16.00	7.33
B	13	10/06/89	8.00	19.00	8.57
B	13	10/07/89	12.00	19.00	7.68
B	13	10/08/89	13.00	20.00	11.33
B	13	10/09/89	10.00	14.00	12.92
B	13	10/10/89	5.00	11.00	15.87
B	13	10/11/89	4.00	6.00	16.31
B	13	10/12/89	7.00	10.00	17.55
B	13	10/13/89	5.00	5.00	18.29
B	13	10/14/89	6.00	13.00	15.48
B	13	10/15/89	4.00	10.00	16.44
B	13	10/16/89	4.00	10.00	15.52
B	13	10/17/89	5.00	12.00	18.59
B	13	10/18/89	6.00	12.00	16.91
B	13	10/19/89	8.00	14.00	16.39
B	13	10/20/89	5.00	11.00	17.59
B	13	10/21/89	6.00	16.00	16.98
B	13	10/22/89	6.00	17.00	16.57
B	13	10/23/89	7.00	19.00	16.64
B	13	10/24/89	7.00	17.00	14.44
B	13	10/25/89	5.00	12.00	16.98
B	13	10/26/89	9.00	24.00	17.10
B	13	10/27/89	5.00	15.00	16.53
B	13	10/28/89	6.00	16.00	17.43
B	13	10/29/89	5.00	12.00	16.19
B	13	10/30/89	6.00	12.00	15.77
B	13	10/31/89	6.00	15.00	16.94
B	13	11/01/89	9.00	28.00	17.65
B	13	11/02/89	9.00	25.00	17.18
B	13	11/03/89	11.00	38.00	17.69
B	13	11/04/89	14.00	24.00	17.08
B	13	11/05/89	16.00	41.00	16.95
B	13	11/06/89	14.00	36.00	17.16
B	13	11/07/89	14.00	25.00	16.98
B	13	11/08/89	7.00	10.00	16.82
B	13	11/09/89	10.00	12.00	17.22
B	13	11/10/89	7.00	16.00	18.54

Listing A - 2

Raw Data Listing of Daily BOD, TSS, and Flow Data
Used in Calculations of Variabililty Factors

Proposed Subpart	Mill	Sampling Date	BOD Conc (mg/l)	TSS Conc (mg/l)	Flow (mgd)
B	13	11/11/89	12.00	13.00	18.18
B	13	11/12/89	9.00	11.00	17.85
B	13	11/13/89	8.00	19.00	18.12
B	13	11/14/89	10.00	25.00	18.07
B	13	11/15/89	13.00	43.00	18.13
B	13	11/16/89	8.00	20.00	17.65
B	13	11/17/89	8.00	27.00	17.93
B	13	11/18/89	14.00	26.00	15.35
B	13	11/19/89	24.00	26.00	17.36
B	13	11/20/89	18.00	35.00	18.90
B	13	11/21/89	19.00	84.00	16.80
B	13	11/22/89	8.00	15.00	17.87
B	13	11/23/89	12.00	27.00	17.36
B	13	11/24/89	19.00	32.00	18.66
B	13	11/25/89	18.00	26.00	17.68
B	13	11/26/89	14.00	21.00	17.07
B	13	11/27/89	10.00	17.00	17.16
B	13	11/28/89	10.00	15.00	13.21
B	13	11/29/89	16.00	33.00	17.73
B	13	11/30/89	18.00	28.00	17.97
B	13	12/01/89	15.00	33.00	17.27
B	13	12/02/89	14.00	72.00	16.58
B	13	12/03/89	13.00	40.00	17.41
B	13	12/04/89	20.00	55.00	16.95
B	13	12/05/89	23.00	40.00	17.34
B	13	12/06/89	18.00	40.00	17.34
B	13	12/07/89	16.00	38.00	15.63
B	13	12/08/89	18.00	43.00	16.23
B	13	12/09/89	26.00	40.00	17.21
B	13	12/10/89	24.00	38.00	17.29
B	13	12/11/89	22.00	49.00	17.62
B	13	12/12/89	22.00	53.00	17.11
B	13	12/13/89	21.00	42.00	17.66
B	13	12/14/89	38.00	80.00	17.82
B	13	12/15/89	35.00	55.00	16.61
B	13	12/16/89	26.00	75.00	18.12
B	13	12/17/89	21.00	54.00	17.22
B	13	12/18/89	32.00	92.00	17.23
B	13	12/19/89	26.00	73.00	16.50
B	13	12/20/89	28.00	79.00	16.78
B	13	12/21/89	31.00	115.00	17.26
B	13	12/22/89	34.00	73.00	17.34
B	13	12/23/89	29.00	64.00	15.90
B	13	12/24/89	27.00	80.00	17.08
B	13	12/25/89	40.00	113.00	17.58
B	13	12/26/89	29.00	69.00	17.78
B	13	12/27/89	29.00	75.00	17.11
B	13	12/28/89	41.00	105.00	17.67
B	13	12/29/89	37.00	96.00	16.15
B	13	12/30/89	25.00	85.00	16.90
B	13	12/31/89	31.00	78.00	11.77
B	14	01/01/89	14.02	40.00	45.24
B	14	01/02/89	8.96	38.00	47.24
B	14	01/03/89	12.43	27.00	46.32
B	14	01/04/89	12.56	39.00	42.62
B	14	01/05/89	11.05	35.00	42.66
B	14	01/06/89	16.82	26.00	43.25
B	14	01/07/89	13.05	28.00	42.06
B	14	01/08/89		22.00	42.47
B	14	01/09/89	15.54	44.00	41.37
B	14	01/10/89	12.81	33.00	42.15
B	14	01/11/89	11.29	36.00	44.34
B	14	01/12/89	13.29	47.00	44.31
B	14	01/13/89	17.73	36.00	46.27
B	14	01/14/89	16.46	43.00	43.82
B	14	01/15/89	20.34	54.00	43.99
B	14	01/16/89	13.20	33.00	43.47
B	14	01/17/89	13.56	22.00	44.72
B	14	01/18/89	.	33.50	43.49
B	14	01/19/89	16.95	40.00	43.68
B	14	01/20/89	14.01	31.50	41.95
B	14	01/21/89	11.81	19.50	42.89
B	14	01/22/89	12.37	24.50	41.14
B	14	01/23/89	10.20	29.50	41.31
B	14	01/24/89	19.61	38.50	45.02
B	14	01/25/89	47.64	84.00	44.80
B	14	01/26/89	17.83	34.00	43.58
B	14	01/27/89	10.08	24.00	43.83
B	14	01/28/89	14.81	33.00	41.44
B	14	01/29/89	17.94	36.00	43.01
B	14	01/30/89	14.43	28.00	43.25
B	14	01/31/89	13.04	28.00	44.51
B	14	02/01/89	16.59	35.00	41.84
B	14	02/02/89	9.50	33.00	42.67
B	14	02/03/89	10.65	27.00	43.65
B	14	02/04/89	13.25	27.00	42.06
B	14	02/05/89	13.74	29.50	43.23
B	14	02/06/89	13.85	29.00	43.00
B	14	02/07/89	17.82	35.00	43.17
B	14	02/08/89	9.69	18.00	42.93
B	14	02/09/89	8.21	11.00	43.10
B	14	02/10/89	12.98	15.00	44.98
B	14	02/11/89	19.24	28.00	45.83
B	14	02/12/89	17.13	22.00	44.53
B	14	D2/13/89	15.90	23.00	44.73
B	14	02/14/89	14.44	17.00	44.49
B	14	02/15/89	14.48	26.00	45.22
B	14	02/16/89	13.86	19.00	44.48
B	14	02/17/89	12.74	20.00	45.47
B	14	02/18/89	8.85	14.00	44.04
B	14	02/19/89	10.16	14.00	45.55
B	14	02/20/89	18.08	30.50	44.82
B	14	02/21/89	25.86	30.00	46.25
B	14	02/22/89	18.15	30.00	43.66
B	14	02/23/89	30.30	147.50	44.12
B	14	02/24/89	15.49	31.00	43.57
B	14	02/25/89	12.20	30.50	42.32
B	14	02/26/89	13.17	30.00	43.78
B	14	02/27/89	12.34	28.00	44.54
B	14	02/28/89	10.48	22.00	46.22
B	14	03/01/89	11.78	24.00	43.05
B	14	03/02/89	12.12	22.00	43.89
B	14	03/03/89	11.40	26.00	43.31
B	14	03/04/89	10.12	26.00	42.79
B	14	03/05/89	9.98	27.00	44.16
B	14	03/06/89	9.79	25.00	44.83
B	14	03/07/89	12.24	24.00	42.44
B	14	03/08/89	15.05	29.00	44.87
B	14	03/09/89	9.36	30.00	42.91
B	14	03/10/89	.	31.00	43.86
B	14	03/11/89	10.58	33.00	46.05
B	14	03/12/89	9.05	21.00	43.73
B	14	03/13/89	7.92	15.00	42.71
B	14	03/14/89	7.48	16.00	39.27
B	14	03/15/89	8.44	19.00	39.77
B	14	03/16/89	6.93	35.00	38.30
B	14	03/17/89	11.40	37.50	41.21
B	14	03/18/89	15.50	41.50	44.31
B	14	03/19/89	8.01	17.00	44.06
B	14	03/20/89	15.14	43.00	44.72
B	14	03/21/89	17.15	35.00	45.94
B	14	03/22/89	8.21	18.00	46.48
B	14	03/23/89	7.78	21.00	45.11
B	14	03/24/89	8.63	21.00	44.78
B	14	03/25/89	9.73	27.00	44.29
B	14	03/26/89	8.61	31.00	44.44
B	14	03/27/89	8.01	23.00	44.11
B	14	03/28/89	6.72	21.00	43.35
B	14	03/29/89	8.11	22.00	44.81
B	14	03/30/89	8.15	26.00	43.31
B	14	03/31/89	10.73	31.00	42.57
B	14	04/01/89	14.54	22.00	44.17
B	14	04/02/89	16.24	28.00	43.02
B	14	04/03/89	14.98	28.00	43.89
B	14	04/04/89	15.96	25.00	46.44
B	14	04/05/89	10.88	16.00	45.12
B	14	04/06/89	12.31	18.00	43.81
B	14	04/07/89	14.84	25.00	44.90
B	14	04/08/89	13.40	16.00	43.23
B	14	04/09/89	13.89	19.00	44.52
B	14	04/10/89	15.32	28.00	45.37
B	14	04/11/89	15.33	28.00	45.01
B	14	04/12/89	18.20	26.50	46.16
B	14	04/13/89	17.99	31.00	46.04
B	14	04/14/89	14.88	29.50	45.52
B	14	04/15/89	14.82	31.50	45.35
B	14	04/16/89	16.82	21.50	44.67
B	14	04/17/89	16.45	21.50	46.39
B	14	04/18/89	12.93	22.00	46.06
B	14	04/19/89	18.54	30.00	45.07
B	14	04/20/89	13.66	31.00	43.87
B	14	04/21/89	14.71	32.00	43.48
B	14	04/22/89	24.99	25.00	43.73
B	14	04/23/89	24.63	35.00	44.94
B	14	04/24/89	23.70	30.00	41.39
B	14	04/25/89	12.99	26.00	38.08
B	14	04/26/89	5.70	15.00	31.91
B	14	04/27/89	8.02	26.00	33.28
B	14	04/28/89	12.48	18.00	40.30
B	14	04/29/89	6.54	17.00	43.08
B	14	04/30/89	6.94	13.00	43.32
B	14	05/01/89	8.43	31.00	44.84
B	14	05/02/89	8.87	22.00	45.14
B	14	05/03/89	15.72	25.00	44.60
B	14	05/04/89	26.13	61.00	44.19
B	14	05/05/89	17.07	35.00	45.13
B	14	05/06/89	18.02	27.00	45.62
B	14	05/07/89	9.11	21.00	44.96
B	14	05/08/89	12.03	27.00	45.58
B	14	05/09/89	15.32	36.00	46.01
B	14	05/10/89	10.07	26.00	44.97
B	14	05/11/89	9.91	40.50	44.21
B	14	05/12/89	11.02	27.50	45.94
B	14	05/13/89	9.17	30.00	47.03
B	14	05/14/89	10.01	40.50	46.26
B	14	05/15/89	10.97	31.00	44.51
B	14	05/16/89	7.86	19.00	42.19
B	14	05/17/89	10.09	30.00	44.26
B	14	05/18/89	14.87	32.00	43.02
B	14	05/19/89	16.62	34.00	44.71

Listing A 2

Raw Data Listing of Daily BOD, TSS, and Flow Data
Used in Calculations of Variabililty Factors

Proposed Subpart	Mill	Sampling Date	BOD Conc (mg/l)	TSS Conc (mg/l)	Flow (mgd)
B	14	05/20/89	13.08	35.00	42.89
B	14	05/21/89	14.91	32.00	43.65
B	14	05/22/89	11.78	31.00	43.36
B	14	05/23/89	13.88	36.00	43.60
B	14	05/24/89	13.08	40.00	44.41
B	14	05/25/89	8.69	16.00	46.24
B	14	05/26/89	12.67	38.00	45.70
B	14	05/27/89	12.58	31.00	43.07
B	14	05/28/89	8.68	18.00	42.14
B	14	05/29/89	10.82	23.00	41.37
B	14	05/30/89	11.22	24.00	42.98
B	14	05/31/89	8.87	12.00	45.08
B	14	06/01/89	8.21	12.00	44.99
B	14	06/02/89	8.88	14.00	45.12
B	14	06/03/89	17.55	40.00	44.92
B	14	06/04/89	19.80	38.00	45.12
B	14	06/05/89	12.52	27.00	45.98
B	14	06/06/89	6.30	20.00	44.75
B	14	06/07/89	7.80	14.50	46.51
B	14	06/08/89	9.91	21.00	47.67
B	14	06/09/89	12.99	21.00	44.71
B	14	06/10/89	14.27	22.50	43.82
B	14	06/11/89	16.80	27.00	43.89
B	14	06/12/89	10.17	17.00	45.29
B	14	06/13/89	14.63	18.00	45.80
B	14	06/14/89	15.02	21.00	44.98
B	14	06/15/89	.	20.00	45.39
B	14	06/16/89	11.49	18.00	45.69
B	14	06/17/89	15.38	18.00	44.73
B	14	06/18/89	9.01	17.00	45.66
B	14	06/19/89	9.83	16.00	46.69
B	14	06/20/89	8.62	14.00	46.42
B	14	06/21/89	8.75	17.00	45.05
B	14	06/22/89	10.25	21.00	45.65
B	14	06/23/89	9.27	30.00	47.09
B	14	06/24/89	9.50	17.00	46.05
B	14	06/25/89	11.58	30.00	44.56
B	14	06/26/89	13.51	37.00	46.38
B	14	06/27/89	10.36	22.00	45.43
B	14	06/28/89	11.66	23.00	46.59
B	14	06/29/89	9.35	16.00	45.22
B	14	06/30/89	12.05	22.00	44.86
B	14	07/01/89	5.92	17.00	44.82
B	14	07/02/89	8.89	20.00	43.89
B	14	07/03/89	12.16	24.00	47.03
B	14	07/04/89	9.05	23.00	44.30
B	14	07/05/89	11.57	23.00	44.07
B	14	07/06/89	13.36	29.00	44.27
B	14	07/07/89	10.74	22.00	43.47
B	14	07/08/89	11.23	19.00	43.76
B	14	07/09/89	8.77	20.00	45.54
B	14	07/10/89	12.00	19.00	45.25
B	14	07/11/89	13.33	26.00	42.87
B	14	07/12/89	11.39	18.00	45.82
B	14	07/13/89	12.76	15.00	45.63
B	14	07/14/89	14.61	20.00	44.09
B	14	07/15/89	19.38	27.00	44.87
B	14	07/16/89	14.33	25.00	44.26
B	14	07/17/89	18.84	21.00	44.69
B	14	07/18/89	22.80	19.00	43.77
B	14	07/19/89	16.28	20.00	44.63
B	14	07/20/89	20.94	26.00	43.67
B	14	07/21/89	22.75	32.00	44.85
B	14	07/22/89	22.74	27.00	43.94
B	14	07/23/89	19.31	21.00	43.42
B	14	07/24/89	22.14	39.00	45.56
B	14	07/25/89	17.57	31.00	44.47
B	14	07/26/89	9.71	17.00	46.89
B	14	07/27/89	15.27	29.00	42.25
B	14	07/28/89	15.56	29.00	46.26
B	14	07/29/89	14.16	22.00	47.76
B	14	07/30/89	19.56	25.00	48.61
B	14	07/31/89	22.88	28.00	47.48
B	14	08/01/89	17.79	23.00	47.28
B	14	08/02/89	16.13	17.00	47.28
B	14	08/03/89	17.74	25.00	46.28
B	14	08/04/89	14.97	30.00	46.11
B	14	08/05/89	32.40	23.00	44.98
B	14	08/06/89	22.70	24.50	47.10
B	14	08/07/89	16.27	19.00	46.89
B	14	08/08/89	27.12	29.00	45.50
B	14	08/09/89	17.01	21.00	46.27
B	14	08/10/89	15.63	21.00	45.55
B	14	08/11/89	13.38	19.00	44.34
B	14	08/12/89	21.76	20.00	45.03
B	14	08/13/89	20.30	32.00	45.27
B	14	08/14/89	14.24	24.00	45.92
B	14	08/15/89	11.39	21.00	44.95
B	14	08/16/89	12.99	17.00	44.11
B	14	08/17/89	16.11	20.00	44.95
B	14	08/18/89	14.28	20.00	45.59
B	14	08/19/89	27.36	23.00	46.22
B	14	08/20/89	20.55	18.00	46.17
B	14	08/21/89	14.93	18.00	43.91
B	14	08/22/89	15.00	19.00	35.90
B	14	08/23/89	12.50	15.00	35.24
B	14	08/24/89	11.68	15.00	33.77
B	14	08/25/89	10.15	15.00	43.07
B	14	08/26/89	12.45	16.00	47.59
B	14	08/27/89	7.58	18.00	46.88
B	14	08/28/89	8.46	19.00	46.66
B	14	08/29/89	11.22	28.00	46.97
B	14	08/30/89	13.30	35.00	44.54
B	14	08/31/89	8.44	31.00	44.50
B	14	09/01/89	15.86	28.50	44.56
B	14	09/02/89	19.33	25.00	43.39
B	14	09/03/89	26.82	19.00	42.90
B	14	09/04/89	11.92	19.00	43.34
B	14	09/05/89	9.51	18.50	44.63
B	14	09/06/89	10.83	16.00	44.87
B	14	09/07/89	7.19	16.00	45.94
B	14	09/08/89	7.76	17.00	46.27
B	14	09/09/89	6.63	18.00	45.75
B	14	09/10/89	15.27	23.00	44.38
B	14	09/11/89	10.22	20.00	46.30
B	14	09/12/89	4.32	13.00	46.02
B	14	09/13/89	8.99	19.00	44.25
B	14	09/14/89	7.22	18.00	45.90
B	14	09/15/89	6.85	18.00	46.44
B	14	09/16/89	6.14	9.00	43.29
B	14	09/17/89	9.17	21.00	43.45
B	14	09/18/89	9.31	19.00	43.22
B	14	09/19/89	15.80	19.00	42.54
B	14	09/20/89	7.69	15.00	44.19
B	14	09/21/89	5.68	10.00	43.90
B	14	09/22/89	5.20	17.00	45.90
B	14	09/23/89	7.91	18.00	43.65
B	14	09/24/89	9.45	24.00	43.26
B	14	09/25/89	11.22	30.00	40.90
B	14	09/26/89	6.23	12.00	35.10
B	14	09/27/89	7.42	14.00	29.76
B	14	09/28/89	10.91	21.00	33.52
B	14	09/29/89	7.16	15.00	42.43
B	14	09/30/89	6.81	14.00	41.81
B	14	10/01/89	8.22	19.00	43.30
B	14	10/02/89	11.48	18.00	43.76
B	14	10/03/89	10.09	19.00	46.11
B	14	10/04/89	7.84	23.50	43.15
B	14	10/05/89	11.13	21.00	43.28
B	14	10/06/89	13.15	27.00	42.29
B	14	10/07/89	9.00	22.00	44.99
B	14	10/08/89	7.55	22.00	43.91
B	14	10/09/89	7.39	22.00	46.10
B	14	10/10/89	12.38	28.00	45.36
B	14	10/11/89	16.55	26.00	43.61
B	14	10/12/89	11.07	20.00	42.87
B	14	10/13/89	15.83	21.00	43.15
B	14	10/14/89	11.76	18.00	43.29
B	14	10/15/89	9.76	20.00	42.82
B	14	10/16/89	10.46	20.00	44.88
B	14	10/17/89	12.46	19.00	44.61
B	14	10/18/89	9.13	15.00	47.05
B	14	10/19/89	11.63	27.00	47.12
B	14	10/20/89	14.04	28.00	44.77
B	14	10/21/89	12.76	30.00	45.45
B	14	10/22/89	10.94	25.00	45.89
B	14	10/23/89	10.17	29.00	44.31
B	14	10/24/89	6.63	23.00	44.09
B	14	10/25/89	13.18	30.00	46.11
B	14	10/26/89	20.28	37.00	44.29
B	14	10/27/89	15.20	22.00	43.47
B	14	10/28/89	11.57	31.00	45.07
B	14	10/29/89	12.50	32.00	45.14
B	14	10/30/89	13.24	36.00	42.56
B	14	10/31/89	13.38	29.00	43.78
B	14	11/01/89	9.98	26.00	44.06
B	14	11/02/89	11.89	25.00	42.53
B	14	11/03/89	12.99	33.00	40.94
B	14	11/04/89	11.52	29.00	42.54
B	14	11/05/89	12.80	24.00	42.96
B	14	11/06/89	11.42	23.00	43.01
B	14	11/07/89	15.39	27.00	43.26
B	14	11/08/89	16.57	30.00	43.00
B	14	11/09/89	20.10	34.00	41.80
B	14	11/10/89	12.00	30.00	42.57
B	14	11/11/89	12.75	29.00	43.97
B	14	11/12/89	13.34	20.00	45.12
B	14	11/13/89	12.09	18.00	45.48
B	14	11/14/89	13.89	21.00	45.22
B	14	11/15/89	10.25	14.00	46.82
B	14	11/16/89	9.22	26.00	45.05
B	14	11/17/89	12.16	32.00	44.54
B	14	11/18/89	10.32	19.00	45.76
B	14	11/19/89	7.95	15.00	45.97
B	14	11/20/89	11.31	18.00	45.73
B	14	11/21/89	11.63	23.00	44.28
B	14	11/22/89	13.68	21.00	46.00
B	14	11/23/89	8.81	18.00	44.79
B	14	11/24/89	10.07	15.00	45.31
B	14	11/25/89	10.84	24.00	45.73

Listing A 2

Raw Data Listing of Daily BOD, TSS, and Flow Data
Used in Calculations of Variability Factors

Proposed Subpart	Mill	Sampling Date	BOD Conc (mg/l)	TSS Conc (mg/l)	Flow (mgd)
B	14	11/26/89	14.64	21.00	45.89
B	14	11/27/89	15.03	24.00	46.45
B	14	11/28/89	13.02	24.00	46.05
B	14	11/29/89	12.48	24.00	44.04
B	14	11/30/89	12.08	19.00	43.97
B	14	12/01/89	11.51	17.00	42.82
B	14	12/02/89	10.34	20.00	42.14
B	14	12/03/89	8.84	27.00	42.82
B	14	12/04/89	16.10	27.00	44.51
B	14	12/05/89	12.29	24.00	43.49
B	14	12/06/89	15.27	24.00	43.39
B	14	12/07/89	9.31	20.00	43.51
B	14	12/08/89	10.66	21.00	44.48
B	14	12/09/89	12.36	18.00	43.68
B	14	12/10/89	13.79	23.00	44.38
B	14	12/11/89	13.28	21.00	43.31
B	14	12/12/89	11.66	25.00	45.58
B	14	12/13/89	10.62	19.00	45.00
B	14	12/14/89	16.45	20.00	42.51
B	14	12/15/89	13.71	28.00	43.32
B	14	12/16/89	14.12	21.00	44.47
B	14	12/17/89	13.44	24.00	43.20
B	14	12/18/89	11.57	20.00	43.66
B	14	12/19/89	19.65	32.00	45.05
B	14	12/20/89	19.11	28.00	44.64
B	14	12/21/89	11.88	15.00	45.99
B	14	12/22/89	18.84	29.00	45.94
B	14	12/23/89	64.08	320.00	45.90
B	14	12/24/89	18.93	34.00	48.00
B	14	12/25/89	18.84	25.00	47.52
B	14	12/26/89	12.16	21.00	45.95
B	14	12/27/89	31.99	24.00	45.75
B	14	12/28/89	30.15	41.00	46.49
B	14	12/29/89	34.44	51.00	46.00
B	14	12/30/89	31.83	44.00	46.08
B	14	12/31/89	15.42	30.00	47.39
B	15	01/01/89	24.50	26.00	15.88
B	15	01/02/89	25.20	25.00	15.88
B	15	01/03/89	24.50	29.00	15.79
B	15	01/04/89	25.50	22.00	15.76
B	15	01/05/89	24.10	20.00	15.83
B	15	01/06/89	23.50	23.00	12.70
B	15	01/07/89	22.50	21.00	11.45
B	15	01/08/89	16.70	20.00	12.30
B	15	01/09/89	19.90	24.00	13.35
B	15	01/10/89	22.10	20.00	13.89
B	15	01/11/89	21.10	23.00	12.95
B	15	01/12/89	20.00	23.00	15.25
B	15	01/13/89	19.00		15.85
B	15	01/14/89	19.10		16.05
B	15	01/15/89	18.90	24.00	15.71
B	15	01/16/89	18.90	25.00	16.35
B	15	01/17/89	23.10	22.00	15.51
B	15	01/18/89	23.00	22.00	15.51
B	15	01/19/89	26.20	25.00	14.15
B	15	01/20/89	25.20		12.41
B	15	01/21/89	27.90		12.47
B	15	01/22/89	30.90	18.00	12.39
B	15	01/23/89	28.50	23.00	12.30
B	15	01/24/89	30.30	21.00	12.13
B	15	01/25/89	32.50	33.00	12.25
B	15	01/26/89	33.30	21.00	11.95
B	15	01/27/89	36.50		12.28
B	15	01/28/89	39.60		11.95
B	15	01/29/89	39.60	25.00	12.15
B	15	01/30/89	36.10	28.00	11.58
B	15	01/31/89	37.70	23.00	11.10
B	15	02/01/89	36.50	26.00	10.92
B	15	02/02/89	35.20	19.00	11.31
B	15	02/03/89	41.40		11.30
B	15	02/04/89	33.80		11.20
B	15	02/05/89	42.10	21.00	11.50
B	15	02/06/89	35.00	22.00	12.07
B	15	02/07/89	40.60	21.00	10.95
B	15	02/08/89	45.10	19.00	12.19
B	15	02/09/89	45.00	20.00	11.89
B	15	02/10/89	44.70		11.65
B	15	02/11/89	40.90		11.78
B	15	02/12/89	37.70	28.00	11.27
B	15	02/13/89	41.20	24.00	11.45
B	15	02/14/89	40.80	31.00	12.40
B	15	02/15/89	43.30	26.00	13.87
B	15	02/16/89	49.00	29.00	14.53
B	15	02/17/89	46.50		13.97
B	15	02/18/89	53.50		13.78
B	15	02/19/89	47.00	42.00	12.50
B	15	02/20/89	44.30	44.00	12.21
B	15	02/21/89	47.10	34.00	14.35
B	15	02/22/89	46.10	34.00	15.21
B	15	02/23/89	48.30	43.00	13.79
B	15	02/24/89	54.50	.	12.53
B	15	02/25/89		.	12.52
B	15	02/26/89	56.20	38.00	11.34
B	15	02/27/89	48.40	41.00	11.81
B	15	02/28/89	49.30	46.00	11.94
B	15	03/01/89	45.50	46.00	12.23
B	15	03/02/89	44.30	22.00	12.28
B	15	03/03/89	45.40		12.37
B	15	03/04/89	42.10		12.10
B	15	03/05/89	45.80	54.00	12.36
B	15	03/06/89	41.60	42.00	11.71
B	15	03/07/89	38.70	26.00	10.62
B	15	03/08/89	43.20	21.00	10.60
B	15	03/09/89	42.00	35.00	10.86
B	15	03/10/89	44.00		10.77
B	15	03/11/89	47.40		10.74
B	15	03/12/89	47.60	47.00	11.34
B	15	03/13/89		40.00	11.40
B	15	03/14/89	41.70	40.00	11.26
B	15	03/15/89	45.80	38.00	10.73
B	15	03/16/89	48.30	45.00	10.00
B	15	03/17/89	49.10		9.97
B	15	03/18/89	50.40		9.94
B	15	03/19/89	49.80	60.00	10.04
B	15	03/20/89	47.40	63.00	9.77
B	15	03/21/89	50.30	44.00	9.90
B	15	03/22/89	48.50	73.00	9.97
B	15	03/23/89	48.60		9.88
B	15	03/24/89	48.10		9.93
B	15	03/25/89	50.50		9.59
B	15	03/26/89	52.30	68.00	9.50
B	15	03/27/89	50.60	69.00	9.61
B	15	03/28/89	52.70	52.00	9.69
B	15	03/29/89	51.70	66.00	10.75
B	15	03/30/89	50.90	71.00	10.65
B	15	03/31/89	47.00		11.54
B	15	04/01/89	50.30		10.96
B	15	04/02/89	43.90	50.00	11.20
B	15	04/03/89	50.30	63.00	11.25
B	15	04/04/89	48.30	36.00	12.10
B	15	04/05/89	43.30	37.00	12.73
B	15	04/06/89	41.60	45.00	12.51
B	15	04/07/89	44.30		12.50
B	15	04/08/89	41.50	.	12.58
B	15	04/09/89	42.40	27.00	12.58
B	15	04/10/89	38.30	24.00	8.79
B	15	04/11/89	42.90	31.00	8.40
B	15	04/12/89	41.70		8.09
B	15	04/13/89	41.40		1.52
B	15	04/14/89	38.30		
B	15	04/15/89	39.60		
B	15	04/16/89	40.20		.
B	15	04/17/89	47.30		.
B	15	04/18/89	41.70	44.00	2.10
B	15	04/19/89	38.10	34.00	9.80
B	15	04/20/89	35.30	34.00	7.46
B	15	04/21/89	35.30		7.44
B	15	04/22/89	32.20	.	7.40
B	15	04/23/89	45.50	17.00	7.65
B	15	04/24/89	44.00	30.00	4.94
B	15	04/25/89		38.00	9.18
B	15	04/26/89		.	9.22
B	15	04/27/89		29.00	9.29
B	15	04/28/89			9.02
B	15	04/29/89		.	11.48
B	15	04/30/89	.	17.00	12.06
B	15	05/01/89	34.90	23.00	10.67
B	15	05/02/89	29.70	22.00	11.34
B	15	05/03/89	26.80	13.00	11.37
B	15	05/04/89	30.90	28.00	12.55
B	15	05/05/89	25.40		16.09
B	15	05/06/89	25.80	.	18.85
B	15	05/07/89	21.70	23.00	18.03
B	15	05/08/89	19.00	35.00	16.73
B	15	05/09/89	20.30	19.00	14.77
B	15	05/10/89	22.00	17.00	14.78
B	15	05/11/89	22.30	28.00	13.63
B	15	05/12/89	33.30		13.18
B	15	05/13/89	31.30		13.20
B	15	05/14/89	28.30	13.00	13.44
B	15	05/15/89	30.10	27.00	13.02
B	15	05/16/89	31.70	25.00	13.50
B	15	05/17/89	31.60	31.00	13.30
B	15	05/18/89		26.00	13.27
B	15	05/19/89			12.77
B	15	05/20/89		.	13.81
B	15	05/21/89	40.10	26.00	14.85
B	15	05/22/89	46.60	37.00	14.36
B	15	05/23/89	49.70	51.00	13.20
B	15	05/24/89	49.90	46.00	13.41
B	15	05/25/89	42.30	46.00	14.67
B	15	05/26/89	46.70		14.62
B	15	05/27/89	42.70		14.84
B	15	05/28/89	48.80	.	13.71
B	15	05/29/89	53.80	66.00	13.06
B	15	05/30/89	48.70	45.00	13.68
B	15	05/31/89	54.20	65.00	14.38
B	15	06/01/89	65.20	78.00	12.03
B	15	06/02/89	65.30		13.80
B	15	06/03/89	62.60		13.39

Listing A 2

Raw Data Listing of Daily BOD, TSS, and Flow Data
Used in Calculations of Variabililty Factors

Proposed Subpart	Mill	Sampling Date	BOD Conc (mg/l)	TSS Conc (mg/l)	Flow (mgd)
B	15	06/04/89	.	79.00	13.68
B	15	06/05/89	66.40	52.00	14.77
B	15	06/06/89	45.20	62.00	14.56
B	15	06/07/89	50.40	40.00	14.43
B	15	06/08/89	.	60.00	16.35
B	15	06/09/89	53.80		15.89
B	15	06/10/89	.	.	14.66
B	15	06/11/89	.	57.00	13.95
B	15	06/12/89	.	59.00	13.85
B	15	06/13/89	.	66.00	13.80
B	15	06/14/89	54.50	43.00	13.47
B	15	06/15/89	30.30	54.00	13.75
B	15	06/16/89	56.40	.	13.67
B	15	06/17/89	58.80		13.19
B	15	06/18/89	53.20	57.00	13.30
B	15	06/19/89	67.50	70.00	13.25
B	15	06/20/89	58.40	83.00	11.10
B	15	06/21/89	51.70	66.00	8.86
B	15	06/22/89	43.00	69.00	9.21
B	15	06/23/89	65.20	.	9.24
B	15	06/24/89	66.30	.	9.21
B	15	06/25/89	61.00	74.00	9.51
B	15	06/26/89	.	74.00	9.58
B	15	06/27/89	63.40	71.00	9.02
B	15	06/28/89	64.60	79.00	9.45
B	15	06/29/89	.	65.00	12.42
B	15	06/30/89		62.00	13.32
B	15	07/01/89	51.70	.	21.56
B	15	07/02/89	59.70	62.00	13.99
B	15	07/03/89	58.40	.	13.95
B	15	07/04/89	41.70	58.00	16.46
B	15	07/05/89	45.50	56.00	14.71
B	15	07/06/89	42.30	54.00	14.12
B	15	07/07/89	47.70	.	14.07
B	15	07/08/89	47.50	.	13.35
B	15	07/09/89	47.50	56.00	12.15
B	15	07/10/89	45.90	54.00	11.78
B	15	07/11/89	43.60	43.00	11.87
B	15	07/12/89	52.20	84.00	10.17
B	15	07/13/89	35.10	45.00	11.99
B	15	07/14/89	31.70	.	12.13
B	15	07/15/89	45.20	.	12.60
B	15	07/16/89	27.50	37.00	13.44
B	15	07/17/89	35.20	38.00	13.55
B	15	07/18/89	42.10	41.00	12.75
B	15	07/19/89	45.90	45.00	15.12
B	15	07/20/89	.	56.00	12.67
B	15	07/21/89	32.80	.	14.44
B	15	07/22/89	35.30	.	14.08
B	15	07/23/89	35.60	43.00	14.41
B	15	07/24/89	49.80	87.00	14.33
B	15	07/25/89	35.00	46.00	14.20
B	15	07/26/89	44.30	49.00	14.04
B	15	07/27/89	37.80	49.00	14.48
B	15	07/28/89	36.30	.	13.74
B	15	07/29/89	32.30	.	13.92
B	15	07/30/89	31.80	49.00	13.85
B	15	07/31/89	30.00	37.00	14.16
B	15	08/01/89	28.40	38.00	14.13
B	15	08/02/89	38.40	39.00	14.11
B	15	08/03/89	35.40	35.00	13.97
B	15	08/04/89	28.20	.	13.98
B	15	08/05/89	29.90	.	14.45
B	15	08/06/89	29.70	42.00	14.30
B	15	08/07/89	24.70	38.00	14.60
B	15	08/08/89	26.10	31.00	14.83
B	15	08/09/89	29.30	35.00	15.59
B	15	08/10/89	33.30	42.00	15.33
B	15	08/11/89	33.80	.	15.03
B	15	08/12/89	39.20	.	15.24
B	15	08/13/89	29.80	56.00	15.19
B	15	08/14/89	29.50	44.00	14.39
B	15	08/15/89	26.00	46.00	13.66
B	15	08/16/89	30.70	45.00	13.97
B	15	08/17/89	28.70	56.00	15.12
B	15	08/18/89	34.40	.	14.67
B	15	08/19/89	28.80	.	15.03
B	15	08/20/89	27.90	46.00	14.66
B	15	08/21/89	23.80	44.00	14.84
B	15	08/22/89	28.60	50.00	13.62
B	15	08/23/89	27.90	43.00	14.19
B	15	08/24/89	34.00	46.00	15.84
B	15	08/25/89	32.10	.	10.38
B	15	08/26/89	32.30	.	14.62
B	15	08/27/89	.	43.00	14.40
B	15	08/28/89	37.00	50.00	14.18
B	15	08/29/89	36.50	37.00	14.18
B	15	08/30/89	29.90	48.00	14.19
B	15	08/31/89	29.00	48.00	14.34
B	15	09/01/89	28.60	.	14.48
B	15	09/02/89	38.50	.	15.08
B	15	09/03/89	36.10	.	15.34
B	15	09/04/89	23.40	31.00	15.40
B	15	09/05/89	31.40	44.00	15.58
B	15	09/06/89	25.00	47.00	15.68
B	15	09/07/89	28.10	42.00	15.49
B	15	09/08/89	26.60	.	15.21
B	15	09/09/89	43.60	.	14.67
B	15	09/10/89	25.40	42.00	14.70
B	15	09/11/89	27.60	36.00	14.83
B	15	09/12/89	33.40	44.00	14.42
B	15	09/13/89	29.20	33.00	15.25
B	15	09/14/89	27.00	41.00	14.30
B	15	09/15/89	29.50	.	14.82
B	15	09/16/89	31.90		14.69
B	15	09/17/89	50.20	61.00	14.87
B	15	09/18/89	25.20	35.00	14.69
B	15	09/19/89	28.80	31.00	14.62
B	15	09/20/89	27.30	35.00	15.38
B	15	09/21/89	24.70	32.00	14.91
B	15	09/22/89	21.90	.	14.31
B	15	09/23/89	27.00	.	13.87
B	15	09/24/89	35.10	37.00	10.66
B	15	09/25/89	22.00	36.00	10.15
B	15	09/26/89	22.40	27.00	11.03
B	15	09/27/89	27.00	24.00	10.81
B	15	09/28/89	26.90	30.00	10.94
B	15	09/29/89	25.80	.	11.03
B	15	09/30/89	29.80		11.90
B	15	10/01/89	28.90	13.00	12.27
B	15	10/02/89	22.70	18.00	12.17
B	15	10/03/89	19.30	13.00	12.04
B	15	10/04/89	18.10	15.00	11.97
B	15	10/05/89	21.60	21.00	10.27
B	15	10/06/89	23.20		10.49
B	15	10/07/89	25.60		11.21
B	15	10/08/89	23.70	18.00	11.55
B	15	10/09/89	16.30	18.00	11.52
B	15	10/10/89	16.20	14.00	11.46
B	15	10/11/89	14.70	15.00	11.21
B	15	10/12/89	18.30	18.00	11.71
B	15	10/13/89	22.00	.	11.28
B	15	10/14/89	22.70	.	11.44
B	15	10/15/89	21.10	19.00	11.58
B	15	10/16/89	27.30	33.00	11.56
B	15	10/17/89	21.40	21.00	12.32
B	15	10/18/89	24.60	20.00	12.02
B	15	10/19/89	27.50	27.00	11.71
B	15	10/20/89	31.20		12.47
B	15	10/21/89	25.90	.	12.80
B	15	10/22/89	24.80	8.00	11.05
B	15	10/23/89	23.00	25.00	11.12
B	15	10/24/89	20.80	13.00	11.20
B	15	10/25/89	27.10	9.00	11.64
B	15	10/26/89	27.60	14.00	11.43
B	15	10/27/89	24.20		11.10
B	15	10/28/89	25.30	.	11.58
B	15	10/29/89	27.00	13.00	11.24
B	15	10/30/89	23.10	13.00	10.96
B	15	10/31/89	25.40	12.00	11.30
B	15	11/01/89	26.00	16.00	11.27
B	15	11/02/89	24.00	13.00	11.34
B	15	11/03/89	28.00	.	11.32
B	15	11/04/89	33.00		11.31
B	15	11/05/89	33.30	13.00	11.44
B	15	11/06/89	27.50	12.00	11.65
B	15	11/07/89	26.50	10.00	12.48
B	15	11/08/89	25.10	16.00	12.62
B	15	11/09/89	23.40	8.00	12.20
B	15	11/10/89	21.40		12.90
B	15	11/11/89	23.60	.	12.29
B	15	11/12/89	23.20	21.00	13.37
B	15	11/13/89	22.10	18.00	12.24
B	15	11/14/89	23.70	17.00	12.67
B	15	11/15/89	28.80	27.00	12.62
B	15	11/16/89	39.70	25.00	12.74
B	15	11/17/89	36.00	.	12.15
B	15	11/18/89	.	.	11.42
B	15	11/19/89	36.40	42.00	11.48
B	15	11/20/89	35.40	40.00	11.35
B	15	11/21/89	35.60	28.00	13.86
B	15	11/22/89	33.30	.	16.35
B	15	11/23/89	38.90	.	13.33
B	15	11/24/89	37.30	.	13.70
B	15	11/25/89		.	12.69
B	15	11/26/89	38.60	46.00	9.22
B	15	11/27/89	35.40	49.00	11.15
B	15	11/28/89	41.50	42.00	10.95
B	15	11/29/89	34.30	34.00	10.91
B	15	11/30/89	35.00	33.00	11.24
B	15	12/01/89	37.50		10.69
B	15	12/02/89	32.10	.	9.67
B	15	12/03/89	34.90	.	9.98
B	15	12/04/89	31.70	26.00	9.62
B	15	12/05/89	34.60	43.00	9.68
B	15	12/06/89	32.30	51.00	9.91
B	15	12/07/89	41.10	38.00	9.07
B	15	12/08/89	38.80	.	10.12
B	15	12/09/89	39.70	.	9.42
B	15	12/10/89	44.60	48.00	10.19

Listing A 2

Raw Data Listing of Daily BOD, TSS, and Flow Data
Used in Calculations of Variability Factors

Proposed Subpart	Mill	Sampling Date	BOD Conc (mg/l)	TSS Conc (mg/l)	Flow (mgd)	Proposed Subpart	Mill	Sampling Date	BOD Conc (mg/l)	TSS Conc (mg/l)	Flow (mgd)
B	15	12/11/89	38.90	68.00	9.87	C	16	03/16/89	39.00	114.00	7.04
B	15	12/12/89	39.50	50.00	9.72	C	16	03/17/89			7.33
B	15	12/13/89	41.10	53.00	10.40	C	16	03/18/89			7.75
B	15	12/14/89	36.20	35.00	10.14	C	16	03/19/89	49.00	110.00	7.75
B	15	12/15/89	42.10		11.75	C	16	03/20/89		.	7.64
B	15	12/16/89	44.10		11.65	C	16	03/21/89	47.00	124.00	7.58
B	15	12/17/89	42.80	55.00	12.44	C	16	03/22/89			7.28
B	15	12/18/89	47.10	44.00	10.24	C	16	03/23/89	40.00	134.00	8.22
B	15	12/19/89	46.40	48.00	10.16	C	16	03/24/89			8.56
B	15	12/20/89	51.70	56.00	10.12	C	16	03/25/89			8.32
B	15	12/21/89	56.00	60.00	10.34	C	16	03/26/89	42.00	98.00	7.89
B	15	12/22/89	50.10		10.50	C	16	03/27/89		.	8.28
B	15	12/23/89	54.00		10.59	C	16	03/28/89	21.00	88.00	9.41
B	15	12/24/89	44.20		10.38	C	16	03/29/89		.	9.64
B	15	12/25/89	54.90		10.31	C	16	03/30/89	21.00	72.00	8.06
B	15	12/26/89	59.00	45.00	10.45	C	16	03/31/89	.		8.29
B	15	12/27/89		90.00	10.38	C	16	04/01/89		.	7.73
B	15	12/28/89	64.80	55.00	10.35	C	16	04/02/89	27.00	102.00	8.59
B	15	12/29/89	62.00	.	10.50	C	16	04/03/89			8.16
B	15	12/30/89			10.49	C	16	04/04/89	23.00	104.00	8.05
B	15	12/31/89	70.80		13.41	C	16	04/05/89			7.94
C	16	01/01/89	35.00	100.00	9.38	C	16	04/06/89	10.00	80.00	7.83
C	16	01/02/89			9.23	C	16	04/07/89			8.02
C	16	01/03/89	39.00	74.00	8.06	C	16	04/08/89			7.70
C	16	01/04/89	.	.	7.90	C	16	04/09/89	13.00	86.00	6.14
C	16	01/05/89	30.00	78.00	7.72	C	16	04/10/89	.	.	4.66
C	16	01/06/89			8.17	C	16	04/11/89	26.00	54.00	3.07
C	16	01/07/89		.	8.12	C	16	04/12/89			2.40
C	16	01/08/89	43.00	94.00	7.71	C	16	04/13/89	19.00	42.00	2.62
C	16	01/09/89			7.77	C	16	04/14/89	.	.	2.31
C	16	01/10/89	71.00	134.00	7.94	C	16	04/15/89		.	2.30
C	16	01/11/89			8.13	C	16	04/16/89	18.00	58.00	2.95
C	16	01/12/89	61.00	88.00	8.92	C	16	04/17/89		.	4.30
C	16	01/13/89			8.91	C	16	04/18/89	19.00	81.00	6.98
C	16	01/14/89		.	9.38	C	16	04/19/89	.		6.94
C	16	01/15/89	71.00	90.00	8.36	C	16	04/20/89	18.00	118.00	6.75
C	16	01/16/89		.	8.09	C	16	04/21/89			6.92
C	16	01/17/89	74.00	109.00	7.87	C	16	04/22/89			7.14
C	16	01/18/89			7.81	C	16	04/23/89	21.00	58.00	7.26
C	16	01/19/89	84.00	160.00	7.64	C	16	04/24/89			7.25
C	16	01/20/89	.		7.55	C	16	04/25/89	38.00	26.00	7.37
C	16	01/21/89	66.00	109.00	6.86	C	16	04/26/89		.	7.47
C	16	01/22/89	58.00	154.00	7.70	C	16	04/27/89	41.00	24.00	7.73
C	16	01/23/89	.		7.98	C	16	04/28/89			7.98
C	16	01/24/89	62.00	80.00	8.73	C	16	04/29/89	.	.	8.23
C	16	01/25/89		.	8.53	C	16	04/30/89	44.00	27.00	10.07
C	16	01/26/89	48.00	98.00	8.32	C	16	05/01/89	.	.	9.42
C	16	01/27/89		94.00	8.63	C	16	05/02/89	42.00	24.00	9.54
C	16	01/28/89		.	9.32	C	16	05/03/89	.	.	10.15
C	16	01/29/89	46.00	98.00	9.78	C	16	05/04/89	37.00	15.00	11.97
C	16	01/30/89		.	8.61	C	16	05/05/89			10.75
C	16	01/31/89	37.00	94.00	8.17	C	16	05/06/89	.	.	9.69
C	16	02/01/89	.	.	8.17	C	16	05/07/89	29.00	19.00	9.33
C	16	02/02/89	55.00	100.00	9.10	C	16	05/08/89		.	8.26
C	16	02/03/89			9.84	C	16	05/09/89	34.00	23.00	7.80
C	16	02/04/89		.	8.55	C	16	05/10/89	.		7.06
C	16	02/05/89	62.00	116.00	7.63	C	16	05/11/89	36.00	31.00	7.12
C	16	02/06/89		.	7.52	C	16	05/12/89			7.54
C	16	02/07/89	83.00	108.00	7.48	C	16	05/13/89		.	7.96
C	16	02/08/89	.	.	7.64	C	16	05/14/89	27.00	26.00	7.52
C	16	02/09/89	80.00	111.00	7.57	C	16	05/15/89	.	.	7.67
C	16	02/10/89			7.90	C	16	05/16/89	26.00	30.00	7.94
C	16	02/11/89		.	8.29	C	16	05/17/89	.		9.28
C	16	02/12/89	84.00	135.00	8.27	C	16	05/18/89	26.00	34.00	10.01
C	16	02/13/89		.	8.96	C	16	05/19/89			9.10
C	16	02/14/89	71.00	140.00	10.01	C	16	05/20/89		.	7.74
C	16	02/15/89		.	9.65	C	16	05/21/89	27.00	47.00	7.63
C	16	02/16/89	64.00	150.00	9.62	C	16	05/22/89	.	.	10.01
C	16	02/17/89			9.24	C	16	05/23/89	28.00	35.00	12.00
C	16	02/18/89		.	9.16	C	16	05/24/89	.	.	11.14
C	16	02/19/89	51.00	144.00	8.93	C	16	05/25/89	36.00	43.00	9.79
C	16	02/20/89		.	10.49	C	16	05/26/89			8.55
C	16	02/21/89	54.00	150.00	9.80	C	16	05/27/89	.		7.93
C	16	02/22/89	.		8.57	C	16	05/28/89	38.00	31.00	8.53
C	16	02/23/89	52.00	167.00	7.53	C	16	05/29/89	.		8.56
C	16	02/24/89			7.96	C	16	05/30/89	31.00	39.00	8.70
C	16	02/25/89	.		7.70	C	16	05/31/89			9.03
C	16	02/26/89	52.00	165.00	7.95	C	16	06/01/89	91.00	29.00	9.30
C	16	02/27/89		.	7.64	C	16	06/02/89	.		9.97
C	16	02/28/89	49.00	142.00	7.32	C	16	06/03/89			12.33
C	16	03/01/89		.	6.81	C	16	06/04/89	51.00	53.00	11.60
C	16	03/02/89	44.00	118.00	7.93	C	16	06/05/89			11.36
C	16	03/03/89			8.04	C	16	06/06/89	24.00	42.00	10.40
C	16	03/04/89			8.01	C	16	06/07/89	.		11.25
C	16	03/05/89	40.00	134.00	8.34	C	16	06/08/89	24.00	64.00	10.86
C	16	03/06/89		.	7.59	C	16	06/09/89			10.63
C	16	03/07/89	38.00	112.00	7.50	C	16	06/10/89		.	10.36
C	16	03/08/89		.	7.75	C	16	06/11/89	25.00	34.00	9.40
C	16	03/09/89	49.00	142.00	7.92	C	16	06/12/89			8.71
C	16	03/10/89			7.94	C	16	06/13/89	10.00	40.00	9.07
C	16	03/11/89			7.61	C	16	06/14/89	.		10.08
C	16	03/12/89	44.00	124.00	7.70	C	16	06/15/89	9.00	21.00	9.41
C	16	03/13/89		.	7.45	C	16	06/16/89			9.14
C	16	03/14/89	45.00	124.00	7.22	C	16	06/17/89	.		8.49
C	16	03/15/89			6.88	C	16	06/18/89	37.00	40.00	8.50

Listing A 2

Raw Data Listing of Daily BOD, TSS, and Flow Data
Used in Calculations of Variability Factors

Proposed Subpart	Mill	Sampling Date	BOD Conc (mg/l)	TSS Conc (mg/l)	Flow (mgd)
C	16	06/19/89	.	.	8.29
C	16	06/20/89	29.00	48.00	8.32
C	16	06/21/89	.	.	7.90
C	16	06/22/89	23.00	74.00	7.75
C	16	06/23/89	.	.	8.59
C	16	06/24/89	.	.	9.02
C	16	06/25/89	25.00	46.00	9.57
C	16	06/26/89	.	.	9.61
C	16	06/27/89	21.00	28.00	10.64
C	16	06/28/89		.	10.24
C	16	06/29/89	23.00	28.00	10.87
C	16	06/30/89	.	.	12.84
C	16	07/01/89	.		12.53
C	16	07/02/89	25.00	22.00	12.04
C	16	07/03/89	.	.	11.23
C	16	07/04/89	26.00	26.00	9.51
C	16	07/05/89	.	.	9.22
C	16	07/06/89	19.00	26.00	9.94
C	16	07/07/89	.	.	9.52
C	16	07/08/89		.	9.45
C	16	07/09/89	22.00	22.00	9.45
C	16	07/10/89	.	.	9.37
C	16	07/11/89	25.00	46.00	9.36
C	16	07/12/89			10.51
C	16	07/13/89	18.00	52.00	9.56
C	16	07/14/89	.	.	9.97
C	16	07/15/89		.	11.61
C	16	07/16/89	21.00	50.00	11.27
C	16	07/17/89	.		10.92
C	16	07/18/89	22.00	50.00	10.20
C	16	07/19/89		.	9.57
C	16	07/20/89	32.00	50.00	9.13
C	16	07/21/89	.	.	9.14
C	16	07/22/89	.	.	8.26
C	16	07/23/89	23.00	40.00	8.85
C	16	07/24/89	.	.	8.69
C	16	07/25/89	20.00	28.00	8.47
C	16	07/26/89	.	.	8.49
C	16	07/27/89	13.00	26.00	8.92
C	16	07/28/89	.	.	8.92
C	16	07/29/89	.	.	8.97
C	16	07/30/89	13.00	26.00	9.06
C	16	07/31/89			8.67
C	16	08/01/89	22.00	40.00	8.52
C	16	08/02/89	.	.	8.68
C	16	08/03/89	26.00	34.00	8.96
C	16	08/04/89	.	.	8.92
C	16	08/05/89	.	.	8.41
C	16	08/06/89	16.00	22.00	8.00
C	16	08/07/89		.	7.86
C	16	08/08/89	24.00	22.00	7.76
C	16	08/09/89	.	.	8.06
C	16	08/10/89	21.00	26.00	8.33
C	16	08/11/89	.	.	8.52
C	16	08/12/89	.	.	8.55
C	16	08/13/89	13.00	26.00	8.35
C	16	08/14/89	.	.	8.13
C	16	08/15/89	18.00	30.00	8.39
C	16	08/16/89	.	.	8.45
C	16	08/17/89	20.00	20.00	8.50
C	16	08/18/89		.	8.77
C	16	08/19/89	.	.	9.00
C	16	08/20/89	25.00	22.00	8.99
C	16	08/21/89	.		9.15
C	16	08/22/89	19.00	18.00	8.94
C	16	08/23/89	.		8.68
C	16	08/24/89	14.00	12.00	8.78
C	16	08/25/89			8.93
C	16	08/26/89	.	.	9.38
C	16	08/27/89	18.00	12.00	7.64
C	16	08/28/89	.		7.92
C	16	08/29/89	13.00	38.00	7.92
C	16	08/30/89	.	.	7.99
C	16	08/31/89	14.00	24.00	7.34
C	16	09/01/89	.		7.08
C	16	09/02/89	.	.	7.27
C	16	09/03/89	15.00	46.00	7.40
C	16	09/04/89	.	.	7.20
C	16	09/05/89	12.00	52.00	7.12
C	16	09/06/89	.	.	7.07
C	16	09/07/89	11.00	110.00	7.67
C	16	09/08/89	.		7.88
C	16	09/09/89	.	124.00	7.74
C	16	09/10/89	13.00	42.00	7.78
C	16	09/11/89	.	.	7.70
C	16	09/12/89	14.00	44.00	6.96
C	16	09/13/89		.	7.20
C	16	09/14/89	11.00	50.00	6.94
C	16	09/15/89	.	.	7.09
C	16	09/16/89	.		7.59
C	16	09/17/89	12.00	138.00	7.20
C	16	09/18/89	.	.	8.45
C	16	09/19/89	14.00	246.00	8.67
C	16	09/20/89	.	.	8.44
C	16	09/21/89	14.00	170.00	7.27
C	16	09/22/89		.	7.33
C	16	09/23/89		.	7.15
C	16	09/24/89	11.00	140.00	7.05
C	16	09/25/89	.		6.46
C	16	09/26/89	14.00	278.00	7.06
C	16	09/27/89		.	7.20
C	16	09/28/89	12.00	190.00	7.69
C	16	09/29/89		.	7.73
C	16	09/30/89	.	.	7.60
C	16	10/01/89	16.00	218.00	7.61
C	16	10/02/89			7.61
C	16	10/03/89	13.00	106.00	7.55
C	16	10/04/89			7.63
C	16	10/05/89	20.00	118.00	7.85
C	16	10/06/89		.	7.82
C	16	10/07/89		.	8.01
C	16	10/08/89	21.00	194.00	6.70
C	16	10/09/89	.	.	7.38
C	16	10/10/89	21.00	94.00	7.42
C	16	10/11/89		.	7.03
C	16	10/12/89	16.00	130.00	7.02
C	16	10/13/89		.	7.16
C	16	10/14/89			7.21
C	16	10/15/89	21.00	142.00	7.34
C	16	10/16/89	.		7.52
C	16	10/17/89	14.00	148.00	7.01
C	16	10/18/89	.	.	6.65
C	16	10/19/89		162.00	6.46
C	16	10/20/89			6.46
C	16	10/21/89		.	6.75
C	16	10/22/89	20.00	160.00	7.16
C	16	10/23/89			7.16
C	16	10/24/89	.	220.00	7.23
C	16	10/25/89	38.00	155.00	7.01
C	16	10/26/89	39.00	230.00	6.97
C	16	10/27/89	.		6.91
C	16	10/28/89	.		7.24
C	16	10/29/89	23.00	176.00	7.13
C	16	10/30/89	27.00	.	7.19
C	16	10/31/89	37.00	150.00	5.57
C	16	11/01/89		.	7.14
C	16	11/02/89	39.00	158.00	7.79
C	16	11/03/89	.		7.44
C	16	11/04/89		.	7.13
C	16	11/05/89	37.00	222.00	7.46
C	16	11/06/89		.	7.67
C	16	11/07/89	34.00	172.00	7.80
C	16	11/08/89	.	196.00	7.37
C	16	11/09/89	33.00	178.00	6.80
C	16	11/10/89		.	6.68
C	16	11/11/89		.	6.49
C	16	11/12/89	42.00	172.00	6.44
C	16	11/13/89		.	6.50
C	16	11/14/89	.	.	5.50
C	16	11/15/89	37.00	164.00	6.83
C	16	11/16/89	33.00	170.00	6.04
C	16	11/17/89			6.77
C	16	11/18/89	.		6.86
C	16	11/19/89	33.00	190.00	7.40
C	16	11/20/89	.	198.00	7.65
C	16	11/21/89	37.00	136.00	7.52
C	16	11/22/89		176.00	7.88
C	16	11/23/89	35.00	160.00	6.93
C	16	11/24/89	.	190.00	6.22
C	16	11/25/89	.	102.00	5.43
C	16	11/26/89	40.00	105.00	6.27
C	16	11/27/89		122.00	6.29
C	16	11/28/89	44.00	130.00	6.31
C	16	11/29/89	.	132.00	6.96
C	16	11/30/89	50.00	126.00	4.92
C	16	12/01/89	.	130.00	7.00
C	16	12/02/89		100.00	6.99
C	16	12/03/89	44.00	154.00	6.66
C	16	12/04/89	.	112.00	6.89
C	16	12/05/89	30.00	158.00	6.82
C	16	12/06/89	.	108.00	7.94
C	16	12/07/89	42.00	98.00	7.34
C	16	12/08/89		92.00	6.96
C	16	12/09/89	.	98.00	7.15
C	16	12/10/89	46.00	88.00	7.20
C	16	12/11/89	.	84.00	6.79
C	16	12/12/89	44.00	130.00	6.60
C	16	12/13/89	.	166.00	6.75
C	16	12/14/89	49.00	128.00	6.84
C	16	12/15/89	.	200.00	6.46
C	16	12/16/89	.	.	6.26
C	16	12/17/89	54.00	194.00	6.01
C	16	12/18/89	.	.	6.07
C	16	12/19/89	.	198.00	6.15
C	16	12/20/89	69.00	150.00	6.45
C	17	01/01/89	75.00	100.00	16.50
C	17	01/02/89	106.00	165.00	13.70
C	17	01/03/89	90.00	75.00	14.80
C	17	01/04/89	85.00	72.00	16.00
C	17	01/05/89	115.00	200.00	14.10

Listing A 2

Raw Data Listing of Daily BOD, TSS, and Flow Data
Used in Calculations of Variabililty Factors

Proposed Subpart	Mill	Sampling Date	BOD Conc (mg/l)	TSS Conc (mg/l)	Flow (mgd)	Proposed Subpart	Mill	Sampling Date	BOD Conc (mg/l)	TSS Conc (mg/l)	Flow (mgd)
C	17	01/06/89	80.00	170.00	13.40	C	17	04/11/89	44.00	60.00	16.40
C	17	01/07/89	59.00	150.00	14.00	C	17	04/12/89	51.00	200.00	15.70
C	17	01/08/89	46.00	130.00	13.10	C	17	04/13/89	41.00	60.00	15.70
C	17	01/09/89	52.00	45.00	14.90	C	17	04/14/89	46.00	130.00	15.70
C	17	01/10/89	70.00	150.00	9.90	C	17	04/15/89	42.00	40.00	16.30
C	17	01/11/89	178.00	125.00	16.70	C	17	04/16/89	39.00	90.00	15.80
C	17	01/12/89	146.00	250.00	15.90	C	17	04/17/89	35.00	70.00	16.50
C	17	01/13/89	129.00	225.00	15.30	C	17	04/18/89	47.00	70.00	13.20
C	17	01/14/89	118.00	230.00	16.10	C	17	04/19/89	51.00	160.00	13.80
C	17	01/15/89	123.00	165.00	15.00	C	17	04/20/89	112.00	90.00	15.70
C	17	01/16/89	106.00	65.00	15.90	C	17	04/21/89	82.00	40.00	14.10
C	17	01/17/89	81.00	120.00	14.80	C	17	04/22/89	62.00	80.00	3.00
C	17	01/18/89	90.00	60.00	14.90	C	17	04/23/89			
C	17	01/19/89	118.00	35.00	18.10	C	17	04/24/89			
C	17	01/20/89	100.00	125.00	15.30	C	17	04/25/89	65.00	50.00	9.30
C	17	01/21/89	64.00	100.00	15.40	C	17	04/26/89	92.00	360.00	13.80
C	17	01/22/89	61.00	320.00	15.80	C	17	04/27/89	93.00	250.00	12.40
C	17	01/23/89	83.00	95.00	15.70	C	17	04/28/89	170.00	300.00	13.70
C	17	01/24/89	57.00	30.00	15.30	C	17	04/29/89	59.00	50.00	18.90
C	17	01/25/89	43.00	82.00	13.70	C	17	04/30/89	31.00	60.00	17.10
C	17	01/26/89	47.00	40.00	14.60	C	17	05/01/89	38.00	100.00	16.70
C	17	01/27/89	47.00	45.00	13.50	C	17	05/02/89	34.00	100.00	14.80
C	17	01/28/89	90.00	130.00	15.70	C	17	05/03/89	47.00	160.00	15.60
C	17	01/29/89	108.00	100.00	16.90	C	17	05/04/89	42.00	120.00	15.20
C	17	01/30/89	49.00	70.00	18.80	C	17	05/05/89	46.00	80.00	15.60
C	17	01/31/89	61.00	72.00	19.50	C	17	05/06/89	32.00	120.00	15.00
C	17	02/01/89	51.00	72.00	17.40	C	17	05/07/89	105.00	100.00	16.00
C	17	02/02/89	27.00	143.00	15.90	C	17	05/08/89	68.00	80.00	17.00
C	17	02/03/89	36.00	82.00	18.50	C	17	05/09/89	44.00	100.00	16.50
C	17	02/04/89	53.00	60.00	17.40	C	17	05/10/89	50.00	85.00	16.70
C	17	02/05/89	39.00	50.00	17.90	C	17	05/11/89	44.00	90.00	15.10
C	17	02/06/89	30.00	90.00	16.40	C	17	05/12/89	68.00	20.00	15.10
C	17	02/07/89	32.00	57.00	16.80	C	17	05/13/89	183.00	300.00	15.10
C	17	02/08/89	27.00	113.00	16.80	C	17	05/14/89	77.00	150.00	15.60
C	17	02/09/89	27.00	35.00	13.60	C	17	05/15/89	65.00	140.00	14.30
C	17	02/10/89	51.00	77.00	13.90	C	17	05/16/89	28.00	70.00	15.40
C	17	02/11/89	47.00	175.00	12.80	C	17	05/17/89	34.00	72.00	15.60
C	17	02/12/89	38.00	75.00	16.80	C	17	05/18/89	62.00	200.00	16.20
C	17	02/13/89	44.00	125.00	15.00	C	17	05/19/89	43.00	125.00	14.20
C	17	02/14/89	138.00	250.00	17.50	C	17	05/20/89	39.00	125.00	14.40
C	17	02/15/89	90.00	350.00	14.50	C	17	05/21/89	54.00	210.00	16.80
C	17	02/16/89	49.00	145.00	15.60	C	17	05/22/89	47.00	200.00	16.40
C	17	02/17/89	73.00	320.00	14.90	C	17	05/23/89	33.00	35.00	15.70
C	17	02/18/89	39.00	215.00	13.00	C	17	05/24/89	40.00	80.00	15.40
C	17	02/19/89	56.00	270.00	14.60	C	17	05/25/89	43.00	185.00	15.90
C	17	02/20/89	49.00	110.00	14.20	C	17	05/26/89	45.00	40.00	14.20
C	17	02/21/89	91.00	200.00	17.20	C	17	05/27/89	51.00	90.00	14.40
C	17	02/22/89	38.00	35.00	14.60	C	17	05/28/89	55.00	100.00	15.20
C	17	02/23/89	60.00	220.00	14.50	C	17	05/29/89	98.00	220.00	15.20
C	17	02/24/89	84.00	240.00	15.10	C	17	05/30/89	37.00	40.00	14.90
C	17	02/25/89	68.00	270.00	17.20	C	17	05/31/89	.	80.00	15.40
C	17	02/26/89	64.00	260.00	17.20	C	17	06/01/89	32.00	70.00	16.10
C	17	02/27/89	93.00	240.00	16.90	C	17	06/02/89	28.00	80.00	15.80
C	17	02/28/89	55.00	90.00	16.00	C	17	06/03/89	29.00	20.00	15.80
C	17	03/01/89	163.00	120.00	15.00	C	17	06/04/89	28.00	45.00	16.30
C	17	03/02/89	192.00	330.00	14.00	C	17	06/05/89	43.00	230.00	16.30
C	17	03/03/89	110.00	70.00	16.10	C	17	06/06/89	48.00	260.00	16.00
C	17	03/04/89	74.00	135.00	15.00	C	17	06/07/89	38.00	165.00	15.10
C	17	03/05/89	84.00	75.00	17.20	C	17	06/08/89	35.00	100.00	14.20
C	17	03/06/89	82.00	150.00	14.60	C	17	06/09/89	70.00	100.00	15.00
C	17	03/07/89	120.00	215.00	14.50	C	17	06/10/89	48.00	125.00	15.70
C	17	03/08/89	158.00	35.00	13.70	C	17	06/11/89	35.00	54.00	14.80
C	17	03/09/89	153.00	170.00	17.10	C	17	06/12/89	21.00	48.00	15.00
C	17	03/10/89	175.00	300.00	12.30	C	17	06/13/89	28.00	34.00	14.20
C	17	03/11/89	258.00	275.00	15.00	C	17	06/14/89	20.00	32.00	15.90
C	17	03/12/89	129.00	110.00	14.80	C	17	06/15/89	12.00	40.00	16.10
C	17	03/13/89	134.00	240.00	14.70	C	17	06/16/89	24.00	30.00	15.50
C	17	03/14/89	70.00	180.00	15.90	C	17	06/17/89	24.00	32.00	17.60
C	17	03/15/89	63.00	160.00	14.90	C	17	06/18/89	12.00	38.00	14.90
C	17	03/16/89	67.00	215.00	15.10	C	17	06/19/89	11.00	11.00	15.20
C	17	03/17/89	59.00	80.00	15.00	C	17	06/20/89	28.00	130.00	16.40
C	17	03/18/89	83.00	70.00	14.50	C	17	06/21/89	20.00	35.00	15.40
C	17	03/19/89	101.00	230.00	14.40	C	17	06/22/89	25.00	30.00	17.10
C	17	03/20/89	94.00	440.00	14.00	C	17	06/23/89	113.00	245.00	17.90
C	17	03/21/89	58.00	280.00	14.20	C	17	06/24/89	198.00	440.00	16.70
C	17	03/22/89	55.00	160.00	14.50	C	17	06/25/89	175.00	300.00	17.20
C	17	03/23/89	75.00	140.00	15.40	C	17	06/26/89	37.00	80.00	16.80
C	17	03/24/89	61.00	100.00	15.20	C	17	06/27/89	89.00	50.00	15.70
C	17	03/25/89	67.00	190.00	15.20	C	17	06/28/89	102.00	210.00	15.00
C	17	03/26/89	78.00	200.00	14.90	C	17	06/29/89	74.00	190.00	17.60
C	17	03/27/89	60.00	280.00	17.20	C	17	06/30/89	44.00	220.00	16.30
C	17	03/28/89	43.00	130.00	16.80	C	17	07/01/89	97.00	210.00	12.00
C	17	03/29/89	48.00	160.00	15.40	C	17	07/02/89	31.00	40.00	16.90
C	17	03/30/89	90.00	258.00	15.10	C	17	07/03/89	144.00	280.00	15.30
C	17	03/31/89	26.00	30.00	14.80	C	17	07/04/89	28.00	70.00	17.10
C	17	04/01/89	50.00	160.00	14.50	C	17	07/05/89	41.00	140.00	18.00
C	17	04/02/89	39.00	60.00	15.30	C	17	07/06/89	41.00	52.00	16.70
C	17	04/03/89	74.00	100.00	15.70	C	17	07/07/89	39.00	220.00	16.20
C	17	04/04/89	170.00	300.00	15.60	C	17	07/08/89	43.00	100.00	13.90
C	17	04/05/89	61.00	260.00	15.30	C	17	07/09/89	35.00	94.00	15.30
C	17	04/06/89	76.00	300.00	14.80	C	17	07/10/89	67.00	40.00	15.00
C	17	04/07/89	57.00	80.00	15.10	C	17	07/11/89	33.00	92.00	17.30
C	17	04/08/89	72.00	240.00	15.60	C	17	07/12/89	53.00	76.00	16.20
C	17	04/09/89	64.00	120.00	15.70	C	17	07/13/89	117.00	250.00	19.00
C	17	04/10/89	47.00	60.00	15.10	C	17	07/14/89	73.00	150.00	15.20

Listing A 2

Raw Data Listing of Daily BOD, TSS, and Flow Data
Used in Calculations of Variability Factors

Proposed Subpart	Mill	Sampling Date	BOD Conc (mg/l)	TSS Conc (mg/l)	Flow (mgd)
C	17	07/15/89	45.00	65.00	15.30
C	17	07/16/89	82.00	100.00	17.30
C	17	07/17/89	63.00	174.00	14.90
C	17	07/18/89	42.00	120.00	17.40
C	17	07/19/89	45.00	87.00	16.20
C	17	07/20/89	35.00	66.00	15.70
C	17	07/21/89	43.00	91.00	14.20
C	17	07/22/89	41.00	56.00	14.70
C	17	07/23/89	51.00	200.00	16.30
C	17	07/24/89	50.00	110.00	16.20
C	17	07/25/89	35.00	50.00	15.40
C	17	07/26/89	54.00	66.00	15.30
C	17	07/27/89	29.00	17.00	15.10
C	17	07/28/89	19.00	30.00	14.70
C	17	07/29/89	53.00	98.00	15.50
C	17	07/30/89	24.00	40.00	16.50
C	17	07/31/89	57.00	27.00	14.40
C	17	08/01/89	32.00	53.00	13.30
C	17	08/02/89	24.00	41.00	13.30
C	17	08/03/89	29.00	46.00	12.90
C	17	08/04/89	26.00	18.00	15.10
C	17	08/05/89	30.00	22.00	15.10
C	17	08/06/89	33.00	30.00	14.30
C	17	08/07/89	26.00	74.00	13.70
C	17	08/08/89	34.00	32.00	15.20
C	17	08/09/89	23.00	46.00	13.90
C	17	08/10/89	37.00	70.00	14.50
C	17	08/11/89	38.00	52.00	13.30
C	17	08/12/89	24.00	34.00	13.60
C	17	08/13/89	37.00	44.00	15.70
C	17	08/14/89	41.00	47.00	13.90
C	17	08/15/89	80.00	123.00	15.70
C	17	08/16/89	68.00	52.00	15.70
C	17	08/17/89	38.00	91.00	15.60
C	17	08/18/89	57.00	95.00	16.70
C	17	08/19/89	64.00	60.00	11.70
C	17	08/20/89	73.00	47.00	10.00
C	17	08/21/89	96.00	97.00	11.10
C	17	08/22/89	102.00	255.00	10.50
C	17	08/23/89	50.00	71.00	11.20
C	17	08/24/89	52.00	46.00	11.30
C	17	08/25/89	82.00	34.00	13.90
C	17	08/26/89	22.00	39.00	13.60
C	17	08/27/89	82.00	44.00	12.60
C	17	08/28/89	69.00	37.00	12.60
C	17	08/29/89	57.00	39.00	13.10
C	17	08/30/89	74.00	67.00	14.30
C	17	08/31/89	58.00	62.00	15.20
C	17	09/01/89	29.00	66.00	12.10
C	17	09/02/89	51.00	73.00	12.10
C	17	09/03/89	59.00	82.00	10.70
C	17	09/04/89	53.00	129.00	11.40
C	17	09/05/89	100.00	87.00	11.20
C	17	09/06/89	79.00	197.00	13.10
C	17	09/07/89	39.00	82.00	12.70
C	17	09/08/89	38.00	78.00	12.50
C	17	09/09/89	54.00	73.00	13.30
C	17	09/10/89	28.00	80.00	14.20
C	17	09/11/89	38.00	54.00	14.10
C	17	09/12/89	34.00	59.00	13.30
C	17	09/13/89	28.00	64.00	13.20
C	17	09/14/89	36.00	103.00	14.90
C	17	09/15/89	33.00	100.00	15.60
C	17	09/16/89	27.00	60.00	14.50
C	17	09/17/89	29.00	30.00	13.00
C	17	09/18/89	24.00	72.00	15.20
C	17	09/19/89	22.00	28.00	15.10
C	17	09/20/89	21.00	41.00	15.10
C	17	09/21/89	22.00	50.00	17.00
C	17	09/22/89	35.00	56.00	16.10
C	17	09/23/89	36.00	56.00	17.40
C	17	09/24/89	33.00	45.00	13.60
C	17	09/25/89	38.00	59.00	11.50
C	17	09/26/89	35.00	50.00	15.10
C	17	09/27/89	43.00	105.00	15.70
C	17	09/28/89	32.00	87.00	14.70
C	17	09/29/89	35.00	85.00	12.40
C	17	09/30/89	38.00	106.00	12.10
C	17	10/01/89	39.00	74.00	17.70
C	17	10/02/89	34.00	57.00	14.40
C	17	10/03/89	27.00	124.00	13.90
C	17	10/04/89	27.00	86.00	12.70
C	17	10/05/89	29.00	117.00	13.00
C	17	10/06/89	27.00	54.00	12.60
C	17	10/07/89	42.00	22.00	13.20
C	17	10/08/89	28.00	113.00	15.70
C	17	10/09/89	37.00	124.00	13.40
C	17	10/10/89	30.00	64.00	15.30
C	17	10/11/89	24.00	63.00	14.60
C	17	10/12/89	26.00	61.00	15.40
C	17	10/13/89	18.00	46.00	12.40
C	17	10/14/89	16.00	34.00	12.10
C	17	10/15/89	15.00	20.00	12.80
C	17	10/16/89	19.00	31.00	12.60
C	17	10/17/89	18.00	16.00	15.20
C	17	10/18/89	14.00	40.00	15.30
C	17	10/19/89	18.00	16.00	15.90
C	17	10/20/89	12.00	27.00	13.40
C	17	10/21/89	8.00	14.00	15.10
C	17	10/22/89	13.00	50.00	14.30
C	17	10/23/89	16.00	26.00	12.40
C	17	10/24/89	20.00	30.00	11.80
C	17	10/25/89	23.00	31.00	12.80
C	17	10/26/89	30.00	52.00	12.50
C	17	10/27/89	37.00	45.00	12.80
C	17	10/28/89	55.00	71.00	14.20
C	17	10/29/89	35.00	79.00	13.20
C	17	10/30/89	49.00	67.00	12.10
C	17	10/31/89	56.00	90.00	11.70
C	17	11/01/89	54.00	69.00	11.90
C	17	11/02/89	31.00	62.00	16.20
C	17	11/03/89	156.00	118.00	14.30
C	17	11/04/89	71.00	124.00	12.10
C	17	11/05/89	60.00	100.00	13.00
C	17	11/06/89	50.00	78.00	12.70
C	17	11/07/89	55.00	50.00	13.20
C	17	11/08/89	64.00	94.00	14.10
C	17	11/09/89	34.00	34.00	13.10
C	17	11/10/89	40.00	78.00	14.30
C	17	11/11/89	55.00	54.00	14.80
C	17	11/12/89	33.00	30.00	14.40
C	17	11/13/89	29.00	30.00	16.40
C	17	11/14/89	30.00	42.00	17.00
C	17	11/15/89	32.00	31.00	18.40
C	17	11/16/89	37.00	22.00	47.20
C	17	11/17/89	38.00	16.00	17.60
C	17	11/18/89	42.00	54.00	16.10
C	17	11/19/89	45.00	92.00	16.50
C	17	11/20/89	36.00	112.00	19.40
C	17	11/21/89	51.00	72.00	17.30
C	17	11/22/89	47.00	126.00	15.30
C	17	11/23/89	23.00	58.00	14.60
C	17	11/24/89	30.00	80.00	14.90
C	17	11/25/89	28.00	22.00	14.60
C	17	11/26/89	49.00	56.00	15.00
C	17	11/27/89	38.00	56.00	15.00
C	17	11/28/89	36.00	44.00	13.60
C	17	11/29/89	42.00	84.00	13.30
C	17	11/30/89	44.00	70.00	15.00
C	17	12/01/89	27.00	34.00	15.20
C	17	12/02/89	32.00	148.00	14.80
C	17	12/03/89	45.00	158.00	15.60
C	17	12/04/89	42.00	184.00	15.60
C	17	12/05/89	27.00	86.00	16.00
C	17	12/06/89	92.00	300.00	16.60
C	17	12/07/89	28.00	56.00	19.00
C	17	12/08/89	41.00	15.00	16.50
C	17	12/09/89	49.00	190.00	14.60
C	17	12/10/89	18.00	22.00	15.50
C	17	12/11/89	18.00	20.00	17.40
C	17	12/12/89	23.00	30.00	17.80
C	17	12/13/89	31.00	110.00	17.00
C	17	12/14/89	45.00	170.00	15.60
C	17	12/15/89	27.00	45.00	15.90
C	17	12/16/89	36.00	73.00	17.40
C	17	12/17/89	36.00	146.00	17.90
C	17	12/18/89	129.00	280.00	17.70
C	17	12/19/89	42.00	160.00	17.30
C	17	12/20/89	16.00	58.00	15.90
C	17	12/21/89	16.00	44.00	17.20
C	17	12/22/89	33.00	118.00	16.20
C	17	12/23/89	.	.	21.90
C	17	12/24/89	.	.	23.20
C	17	12/25/89	.	.	20.30
C	17	12/26/89	138.00	160.00	20.20
C	17	12/27/89	195.00	144.00	17.20
C	17	12/28/89	164.00	90.00	16.10
C	17	12/29/89	147.00	72.00	17.20
C	17	12/30/89	85.00	84.00	16.90
C	17	12/31/89	37.00	63.00	16.60
C	18	01/01/89	31.00	0.15	18.24
C	18	01/02/89	27.00	0.11	11.13
C	18	01/03/89	30.00	0.09	10.53
C	18	01/04/89	30.00	0.12	10.83
C	18	01/05/89	26.00	0.13	12.61
C	18	01/06/89	25.00	0.13	12.26
C	18	01/07/89	.	.	.
C	18	01/08/89	22.00	0.12	6.54
C	18	01/09/89	25.00	0.12	14.77
C	18	01/10/89	24.00	0.08	15.77
C	18	01/11/89	19.00	0.10	16.32
C	18	01/12/89	21.00	0.09	14.86
C	18	01/13/89	24.00	0.11	13.95
C	18	01/14/89	.	.	.
C	18	01/15/89	23.00	0.08	14.19
C	18	01/16/89	22.00	0.13	15.95
C	18	01/17/89	20.00	0.10	13.22
C	18	01/18/89	23.00	0.16	11.01
C	18	01/19/89	20.00	0.08	10.62
C	18	01/20/89	19.00	0.10	11.00

Listing A 2

Raw Data Listing of Daily BOD, TSS, and Flow Data
Used in Calculations of Variabililty Factors

Proposed Subpart	Mill	Sampling Date	BOD Conc (mg/l)	TSS Conc (mg/l)	Flow (mgd)
C	18	01/21/89			
C	18	01/22/89	24.00	0.09	11.36
C	18	01/23/89	25.00	0.09	9.24
C	18	01/24/89	21.00	0.12	11.09
C	18	01/25/89	22.00	0.11	10.29
C	18	01/26/89	14.00	0.12	11.04
C	18	01/27/89	27.00	0.14	12.11
C	18	01/28/89			
C	18	01/29/89	36.00	0.06	10.42
C	18	01/30/89	28.00	0.10	12.11
C	18	01/31/89	24.00	0.08	11.77
C	18	02/01/89	24.00	0.09	13.30
C	18	02/02/89	25.00	0.10	12.47
C	18	02/03/89	25.00	0.12	10.66
C	18	02/04/89	.	.	.
C	18	02/05/89	25.00	0.10	10.77
C	18	02/06/89	27.00	0.06	8.91
C	18	02/07/89	34.00	0.13	11.78
C	18	02/08/89	27.00	0.08	12.23
C	18	02/09/89	36.00	0.12	11.87
C	18	02/10/89	30.00	0.13	9.99
C	18	02/11/89	.		.
C	18	02/12/89	30.00	0.09	8.08
C	18	02/13/89	28.00	0.10	10.11
C	18	02/14/89	31.00	0.15	10.30
C	18	02/15/89	31.00	0.13	11.51
C	18	02/16/89	36.00	0.12	16.08
C	18	02/17/89	43.00	0.12	18.17
C	18	02/18/89	.		.
C	18	02/19/89	63.00	0.12	10.70
C	18	02/20/89	53.00	0.11	15.37
C	18	02/21/89	56.00	0.08	20.04
C	18	02/22/89	66.00	0.11	22.90
C	18	02/23/89	51.00	0.10	24.64
C	18	02/24/89	69.00	0.11	20.95
C	18	02/25/89	.		
C	18	02/26/89	65.00	0.13	15.66
C	18	02/27/89	62.00	0.18	23.40
C	18	02/28/89	49.00	0.07	19.03
C	18	03/01/89	61.00	0.09	14.81
C	18	03/02/89	62.00	0.23	10.56
C	18	03/03/89	70.00	0.11	13.84
C	18	03/04/89	.		
C	18	03/05/89	65.00	0.05	13.00
C	18	03/06/89	57.00	0.09	8.02
C	18	03/07/89	51.00	0.04	11.40
C	18	03/08/89	55.00	0.06	19.03
C	18	03/09/89	54.00	0.08	17.92
C	18	03/10/89	54.00	0.06	16.11
C	18	03/11/89			
C	18	03/12/89	57.00	0.10	16.44
C	18	03/13/89	61.00	0.06	16.96
C	18	03/14/89	64.00	0.03	22.81
C	18	03/15/89	59.00	0.05	19.42
C	18	03/16/89	61.00	0.07	18.75
C	18	03/17/89	53.00	0.05	22.50
C	18	03/18/89		.	
C	18	03/19/89	51.00	0.07	13.46
C	18	03/20/89	37.00	0.08	16.58
C	18	03/21/89	40.00	0.09	13.25
C	18	03/22/89	34.00	0.13	17.79
C	18	03/23/89	39.00	0.06	21.32
C	18	03/24/89	35.00	0.08	22.30
C	18	03/25/89	.	.	
C	18	03/26/89	34.00	0.04	18.95
C	18	03/27/89	46.00	0.08	18.85
C	18	03/28/89	45.00	0.04	25.21
C	18	03/29/89	31.00	0.04	26.30
C	18	03/30/89	32.00	0.04	27.30
C	18	03/31/89	31.00	0.03	22.68
C	18	04/01/89			
C	18	04/02/89	27.00	0.05	20.53
C	18	04/03/89	35.00	0.04	17.94
C	18	04/04/89	38.00	0.02	21.28
C	18	04/05/89	26.00	0.01	23.91
C	18	04/06/89	29.00	0.05	24.12
C	18	04/07/89	26.00	0.03	24.09
C	18	04/08/89	.		
C	18	04/09/89	26.00	0.04	21.92
C	18	04/10/89	23.00	0.02	24.12
C	18	04/11/89	18.00	0.05	21.19
C	18	04/12/89	19.00	0.02	14.76
C	18	04/13/89	20.00	0.02	13.67
C	18	04/14/89	16.00	0.03	13.59
C	18	04/15/89	.	.	
C	18	04/16/89	19.00	0.04	24.13
C	18	04/17/89	21.00	0.04	12.81
C	18	04/18/89	19.00	0.05	12.18
C	18	04/19/89	22.00	0.08	13.02
C	18	04/20/89	21.00	0.04	14.34
C	18	04/21/89	20.00	0.04	12.93
C	18	04/22/89			.
C	18	04/23/89	32.00	0.05	20.00
C	18	04/24/89	25.00	0.07	16.84
C	18	04/25/89	29.00	0.04	14.25
C	18	04/26/89	27.00	0.01	8.25
C	18	04/27/89	33.00	0.03	2.31
C	18	04/28/89	31.00	0.02	13.24
C	18	04/29/89	.	.	
C	18	04/30/89	26.00	0.04	15.59
C	18	05/01/89	26.00	0.04	19.21
C	18	05/02/89	29.00	0.06	16.34
C	18	05/03/89	26.00	0.08	8.29
C	18	05/04/89	22.00	0.07	8.20
C	18	05/05/89	22.00	0.04	9.35
C	18	05/06/89	.	.	.
C	18	05/07/89	29.00	0.08	10.75
C	18	05/08/89	39.00	0.10	13.60
C	18	05/09/89	28.00	0.06	9.49
C	18	05/10/89	23.00	0.07	9.53
C	18	05/11/89	24.00	0.06	10.01
C	18	05/12/89	29.00	0.04	1.91
C	18	05/13/89			.
C	18	05/14/89	26.00	0.05	11.45
C	18	05/15/89	41.00	0.07	12.67
C	18	05/16/89	36.00	0.05	9.23
C	18	05/17/89	28.00	0.06	8.69
C	18	05/18/89	30.00	0.07	8.95
C	18	05/19/89	21.00	0.02	8.36
C	18	05/20/89			
C	18	05/21/89	27.00	0.09	11.71
C	18	05/22/89	30.00	0.04	0.49
C	18	05/23/89	28.00	0.07	11.80
C	18	05/24/89	24.00	0.09	15.67
C	18	05/25/89	26.00	0.09	14.01
C	18	05/26/89	27.00	0.07	11.63
C	18	05/27/89			
C	18	05/28/89	35.00	0.07	13.01
C	18	05/29/89	39.00	0.10	12.94
C	18	05/30/89	34.00	0.06	11.57
C	18	05/31/89	30.00	0.07	5.74
C	18	06/01/89	35.00	0.11	9.64
C	18	06/02/89	31.00	0.10	9.28
C	18	06/03/89	.	.	
C	18	06/04/89	24.00	0.06	10.13
C	18	06/05/89	22.00	0.08	10.93
C	18	06/06/89	22.00	0.08	9.28
C	18	06/07/89	33.00	0.10	14.32
C	18	06/08/89	23.00	0.08	11.08
C	18	06/09/89	27.00	0.06	11.14
C	18	06/10/89	.		
C	18	06/11/89	22.00	0.10	10.32
C	18	06/12/89	29.00	0.06	14.37
C	18	06/13/89	26.00	0.10	14.12
C	18	06/14/89	24.00	0.08	12.71
C	18	06/15/89	18.00	0.06	14.94
C	18	06/16/89	20.00	0.05	14.12
C	18	06/17/89			
C	18	06/18/89	27.00	0.11	14.35
C	18	06/19/89	20.00	0.07	16.42
C	18	06/20/89	36.00	0.05	15.82
C	18	06/21/89	38.00	0.08	10.86
C	18	06/22/89	20.00	0.08	9.76
C	18	06/23/89	20.00	0.08	8.81
C	18	06/24/89	.		
C	18	06/25/89	20.00	0.06	13.19
C	18	06/26/89	24.00	0.08	8.46
C	18	06/27/89	25.00	0.10	9.13
C	18	06/28/89	31.00	0.08	9.65
C	18	06/29/89	25.00	0.07	9.56
C	18	06/30/89	40.00	0.06	9.78
C	18	07/01/89			
C	18	07/02/89	32.00	0.06	13.53
C	18	07/03/89	31.00	0.07	18.03
C	18	07/04/89	29.00	0.05	12.89
C	18	07/05/89	31.00	0.07	12.09
C	18	07/06/89	25.00	0.08	9.61
C	18	07/07/89	33.00	0.08	8.37
C	18	07/08/89			.
C	18	07/09/89	30.00	0.07	15.78
C	18	07/10/89	33.00	0.07	9.26
C	18	07/11/89	28.00	0.11	8.84
C	18	07/12/89	25.00	0.06	11.03
C	18	07/13/89	24.00	0.07	5.38
C	18	07/14/89	30.00	0.05	17.20
C	18	07/15/89			
C	18	07/16/89	29.00	0.09	22.27
C	18	07/17/89	29.00	0.05	15.58
C	18	07/18/89	26.00	0.08	9.99
C	18	07/19/89	25.00	0.06	9.72
C	18	07/20/89	31.00	0.04	8.99
C	18	07/21/89	29.00	0.05	9.81
C	18	07/22/89		.	
C	18	07/23/89	27.00	0.05	17.88
C	18	07/24/89	25.00	0.07	15.56
C	18	07/25/89	16.00	0.05	14.86
C	18	07/26/89	17.00	0.04	11.74
C	18	07/27/89	21.00	0.05	11.47
C	18	07/28/89	21.00	0.06	8.09
C	18	07/29/89			

Listing A 2

Raw Data Listing of Daily BOD, TSS, and Flow Data
Used in Calculations of Variability Factors

Proposed Subpart	Mill	Sampling Date	BOD Conc (mg/l)	TSS Conc (mg/l)	Flow (mgd)
C	18	07/30/89	27.00	0.08	7.88
C	18	07/31/89	35.00	0.08	8.31
C	18	08/01/89	36.00	0.11	9.49
C	18	08/02/89	27.00	0.06	9.03
C	18	08/03/89	.	.	.
C	18	08/04/89	32.00	0.06	5.92
C	18	08/05/89	.	.	.
C	18	08/06/89	28.00	0.08	7.25
C	18	08/07/89	34.00	0.10	9.46
C	18	08/08/89	32.00	0.05	7.01
C	18	08/09/89	22.00	0.04	8.73
C	18	08/10/89	32.00	0.06	0.22
C	18	08/11/89	.		.
C	18	08/12/89	.	.	.
C	18	08/13/89	.	.	.
C	18	08/14/89	34.00	0.04	14.84
C	18	08/15/89	27.00	0.07	15.03
C	18	08/16/89	30.00	0.10	17.50
C	18	08/17/89	31.00	0.05	11.42
C	18	08/18/89	26.00	0.07	12.62
C	18	08/19/89	.	.	.
C	18	08/20/89	32.00	0.09	11.84
C	18	08/21/89	28.00	0.07	12.93
C	18	08/22/89	29.00	0.08	12.58
C	18	08/23/89	34.00	0.05	0.79
C	18	08/24/89	36.00	0.07	9.80
C	18	08/25/89	26.00	0.08	8.05
C	18	08/26/89	.		.
C	18	08/27/89	.		.
C	18	08/28/89	28.00	0.07	18.18
C	18	08/29/89	25.00	0.09	11.46
C	18	08/30/89	23.00	0.08	6.96
C	18	08/31/89	22.00	0.08	7.32
C	18	09/01/89	23.00	0.04	5.52
C	18	09/02/89	.	.	.
C	18	09/03/89	25.00	0.07	2.35
C	18	09/04/89	24.00	0.10	18.45
C	18	09/05/89	26.00	0.08	3.35
C	18	09/06/89	24.00	0.07	7.20
C	18	09/07/89	.	.	.
C	18	09/08/89	25.00	0.07	14.12
C	18	09/09/89	.	.	.
C	18	09/10/89	21.00	0.18	12.08
C	18	09/11/89	25.00	0.04	12.64
C	18	09/12/89	22.00	0.06	8.13
C	18	09/13/89	20.00	0.11	7.14
C	18	09/14/89	25.00	0.08	8.34
C	18	09/15/89	20.00	0.09	7.88
C	18	09/16/89	.	.	.
C	18	09/17/89	26.00	0.06	12.06
C	18	09/18/89	29.00	0.06	11.69
C	18	09/19/89	30.00	0.05	8.47
C	18	09/20/89	33.00	0.04	9.49
C	18	09/21/89	29.00	0.09	9.67
C	18	09/22/89	31.00	0.08	7.80
C	18	09/23/89	.	.	.
C	18	09/24/89	27.00	0.07	13.24
C	18	09/25/89	26.00	0.09	12.57
C	18	09/26/89	26.00	0.09	8.64
C	18	09/27/89	22.00	0.05	4.74
C	18	09/28/89	26.00	0.07	7.06
C	18	09/29/89	22.00	0.07	6.48
C	18	09/30/89	.	.	.
C	18	10/01/89	23.00	0.10	21.57
C	18	10/02/89	27.00	0.06	23.02
C	18	10/03/89	21.00	0.08	9.69
C	18	10/04/89	23.00	0.15	7.51
C	18	10/05/89	23.00	0.07	7.12
C	18	10/06/89	24.00	0.02	7.31
C	18	10/07/89	.	.	.
C	18	10/08/89	17.00	0.07	15.85
C	18	10/09/89	30.00	0.07	8.87
C	18	10/10/89	30.00	0.06	6.66
C	18	10/11/89	32.00	0.05	7.62
C	18	10/12/89	27.00	0.05	7.53
C	18	10/13/89	31.00	0.06	7.99
C	18	10/14/89	.	.	.
C	18	10/15/89	31.00	0.18	15.45
C	18	10/16/89	29.00	0.11	8.32
C	18	10/17/89	24.00	0.07	7.63
C	18	10/18/89	22.00	0.10	9.84
C	18	10/19/89	25.00	0.07	7.33
C	18	10/20/89	29.00	0.13	6.91
C	18	10/21/89	.		.
C	18	10/22/89	33.00	0.08	9.64
C	18	10/23/89	30.00	0.05	13.69
C	18	10/24/89	32.00	0.10	8.64
C	18	10/25/89	30.00	0.04	8.23
C	18	10/26/89	29.00	0.07	7.76
C	18	10/27/89	32.00	0.09	7.64
C	18	10/28/89	.	.	.
C	18	10/29/89	30.00	0.09	15.42
C	18	10/30/89	32.00	0.07	9.78
C	18	10/31/89	29.00	0.09	8.25
C	18	11/01/89	33.00	0.08	8.36
C	18	11/02/89	28.00	0.06	8.72
C	18	11/03/89	30.00	0.07	7.95
C	18	11/04/89			.
C	18	11/05/89	27.00	0.10	13.32
C	18	11/06/89	30.00	0.06	10.38
C	18	11/07/89	33.00	0.17	5.66
C	18	11/08/89	24.00	0.02	1.06
C	18	11/09/89	24.00	0.10	5.29
C	18	11/10/89	24.00	0.09	0.61
C	18	11/11/89	.	.	.
C	18	11/12/89	27.00	0.08	2.48
C	18	11/13/89	29.00	0.07	4.40
C	18	11/14/89	26.00	0.09	6.02
C	18	11/15/89	22.00	0.04	9.65
C	18	11/16/89	26.00	0.06	7.83
C	18	11/17/89	25.00	0.07	5.79
C	18	11/18/89		.	.
C	18	11/19/89	33.00	0.09	14.98
C	18	11/20/89	23.00	0.07	7.83
C	18	11/21/89	23.00	0.18	4.77
C	18	11/22/89	36.00	0.08	9.78
C	18	11/23/89	36.00	0.03	9.57
C	18	11/24/89	30.00	0.05	7.98
C	18	11/25/89	.	.	
C	18	11/26/89	28.00	0.06	15.02
C	18	11/27/89	22.00	0.05	9.11
C	18	11/28/89	37.00	0.10	7.46
C	18	11/29/89	40.00	0.08	7.70
C	18	11/30/89	43.00	0.10	6.79
C	18	12/01/89	40.00	0.13	6.33
C	18	12/02/89	.		.
C	18	12/03/89	50.00	0.07	15.70
C	18	12/04/89	44.00	0.11	8.35
C	18	12/05/89	44.00	0.09	8.25
C	18	12/06/89	53.00	0.09	8.22
C	18	12/07/89	51.00	0.21	9.58
C	18	12/08/89	51.00	0.09	18.08
C	18	12/09/89	.	.	.
C	18	12/10/89	43.00	0.07	20.31
C	18	12/11/89	48.00	0.08	2.91
C	18	12/12/89	47.00	0.10	8.06
C	18	12/13/89	48.00	0.10	8.05
C	18	12/14/89	42.00	0.08	7.51
C	18	12/15/89	42.00	0.05	5.51
C	18	12/16/89		.	.
C	18	12/17/89	54.00	0.11	12.75
C	18	12/18/89	53.00	0.09	7.83
C	18	12/19/89	51.00	0.09	12.51
C	18	12/20/89	48.00	0.12	10.46
C	18	12/21/89	48.00	0.08	9.06
C	18	12/22/89	63.00	0.12	8.08
C	18	12/23/89	.	.	
C	18	12/24/89	42.00	0.07	11.62
C	18	12/25/89	47.00	0.10	8.57
C	18	12/26/89	37.00	0.10	3.65
C	18	12/27/89	51.00	0.10	4.44
C	18	12/28/89	38.00	0.06	1.13
C	18	12/29/89	43.00	0.05	4.38
C	18	12/30/89		.	.
C	18	12/31/89	43.00	0.11	18.01
C	19	01/01/89	67.00	98.00	6.80
C	19	01/02/89	67.00	114.00	16.00
C	19	01/03/89	51.00	111.00	19.00
C	19	01/04/89	55.00	102.00	19.00
C	19	01/05/89	59.00	93.00	19.60
C	19	01/06/89	69.00	104.00	19.80
C	19	01/07/89	75.00	108.00	19.80
C	19	01/08/89	70.00	108.00	19.80
C	19	01/09/89	66.00	128.00	19.60
C	19	01/10/89	61.00	103.00	20.00
C	19	01/11/89	65.00	98.00	22.00
C	19	01/12/89	59.00	96.00	22.00
C	19	01/13/89	56.00	101.00	21.40
C	19	01/14/89	60.00	109.00	20.80
C	19	01/15/89	54.00	91.00	20.40
C	19	01/16/89	56.00	91.00	20.80
C	19	01/17/89	58.00	89.00	20.60
C	19	01/18/89	64.00	112.00	19.20
C	19	01/19/89	61.00	98.00	20.00
C	19	01/20/89	61.00	84.00	19.60
C	19	01/21/89	64.00	81.00	20.20
C	19	01/22/89	63.00	111.00	20.00
C	19	01/23/89	53.00	91.00	20.00
C	19	01/24/89	64.00	108.00	20.80
C	19	01/25/89	58.00	95.00	20.80
C	19	01/26/89	58.00	91.00	20.60
C	19	01/27/89	62.00	92.00	20.60
C	19	01/28/89	60.00	93.00	21.00
C	19	01/29/89	64.00	98.00	20.00
C	19	01/30/89	60.00	108.00	20.00
C	19	01/31/89	59.00	88.00	22.00
C	19	02/01/89	56.00	73.00	22.60
C	19	02/02/89	49.00	97.00	23.40
C	19	02/03/89	54.00	63.00	21.00
C	19	02/04/89	59.00	72.00	22.00

Listing A 2

Raw Data Listing of Daily BOD, TSS, and Flow Data
Used in Calculations of Variability Factors

Proposed Subpart	Mill	Sampling Date	BOD Conc (mg/l)	TSS Conc (mg/l)	Flow (mgd)	Proposed Subpart	Mill	Sampling Date	BOD Conc (mg/l)	TSS Conc (mg/l)	Flow (mgd)
C	19	02/05/89	57.00	83.00	21.40	C	19	05/11/89	33.00	60.00	15.20
C	19	02/06/89	51.00	82.00	21.00	C	19	05/12/89	31.00	65.00	14.80
C	19	02/07/89	55.00	65.00	21.20	C	19	05/13/89	39.00	59.00	14.40
C	19	02/08/89	54.00	103.00	21.00	C	19	05/14/89	46.00	57.00	17.20
C	19	02/09/89	54.00	72.00	22.40	C	19	05/15/89	47.00	62.00	15.00
C	19	02/10/89	56.00	78.00	22.40	C	19	05/16/89	44.00	55.00	15.40
C	19	02/11/89	61.00	83.00	22.60	C	19	05/17/89	51.00	73.00	15.00
C	19	02/12/89	57.00	71.00	23.00	C	19	05/18/89	48.00	84.00	15.00
C	19	02/13/89	61.00	130.00	23.20	C	19	05/19/89	51.00	63.00	14.80
C	19	02/14/89	57.00	91.00	23.80	C	19	05/20/89	48.00	55.00	15.60
C	19	02/15/89	46.00	100.00	22.80	C	19	05/21/89	42.00	64.00	15.00
C	19	02/16/89	49.00	93.00	23.00	C	19	05/22/89	41.00	92.00	14.20
C	19	02/17/89	54.00	99.00	23.00	C	19	05/23/89	37.00	52.00	14.80
C	19	02/18/89	53.00	90.00	22.60	C	19	05/24/89	49.00	64.00	14.60
C	19	02/19/89	46.00	119.00	23.20	C	19	05/25/89	41.00	74.00	12.00
C	19	02/20/89	45.00	102.00	20.80	C	19	05/26/89	43.00	63.00	14.60
C	19	02/21/89	39.00	88.00	21.40	C	19	05/27/89	40.00	57.00	14.60
C	19	02/22/89	43.00	83.00	20.80	C	19	05/28/89	42.00	57.00	12.80
C	19	02/23/89	53.00	96.00	20.60	C	19	05/29/89	36.00	66.00	15.40
C	19	02/24/89	48.00	100.00	20.80	C	19	05/30/89	29.00	65.00	15.40
C	19	02/25/89	54.00	108.00	20.40	C	19	05/31/89	33.00	58.00	15.40
C	19	02/26/89	58.00	86.00	20.60	C	19	06/01/89	29.00	71.00	14.20
C	19	02/27/89	55.00	91.00	20.00	C	19	06/02/89	28.00	64.00	14.20
C	19	02/28/89	53.00	100.00	20.60	C	19	06/03/89	47.00	70.00	13.20
C	19	03/01/89	51.00	121.00	21.20	C	19	06/04/89	39.00	72.00	12.60
C	19	03/02/89	56.00	107.00	20.60	C	19	06/05/89	34.00	75.00	13.40
C	19	03/03/89	55.00	82.00	20.20	C	19	06/06/89	41.00	72.00	13.20
C	19	03/04/89	56.00	79.00	20.80	C	19	06/07/89	42.00	72.00	7.00
C	19	03/05/89	57.00	92.00	21.40	C	19	06/08/89	31.00	73.00	13.00
C	19	03/06/89	54.00	76.00	20.60	C	19	06/09/89	29.00	63.00	13.60
C	19	03/07/89	53.00	57.00	20.40	C	19	06/10/89	34.00	70.00	13.40
C	19	03/08/89	54.00	80.00	20.00	C	19	06/11/89	34.00	57.00	12.60
C	19	03/09/89	57.00	71.00	21.20	C	19	06/12/89	31.00	66.00	13.00
C	19	03/10/89	63.00	72.00	21.00	C	19	06/13/89	33.00	77.00	13.00
C	19	03/11/89	64.00	73.00	21.60	C	19	06/14/89	31.00	74.00	13.40
C	19	03/12/89	57.00	86.00	20.80	C	19	06/15/89	30.00	43.00	14.20
C	19	03/13/89	56.00	80.00	21.20	C	19	06/16/89	39.00	69.00	20.00
C	19	03/14/89	57.00	76.00	21.20	C	19	06/17/89	55.00	74.00	17.20
C	19	03/15/89	50.00	69.00	21.00	C	19	06/18/89	57.00	85.00	18.40
C	19	03/16/89	49.00	83.00	20.60	C	19	06/19/89	55.00	78.00	11.40
C	19	03/17/89	50.00	78.00	21.20	C	19	06/20/89	50.00	80.00	17.30
C	19	03/18/89	45.00	70.00	21.00	C	19	06/21/89	50.00	94.00	12.80
C	19	03/19/89	47.00	76.00	21.60	C	19	06/22/89	52.00	86.00	16.80
C	19	03/20/89	43.00	102.00	20.60	C	19	06/23/89	59.00	82.00	18.60
C	19	03/21/89	43.00	91.00	21.00	C	19	06/24/89	52.00	88.00	20.00
C	19	03/22/89	43.00	89.00	20.80	C	19	06/25/89	60.00	92.00	20.80
C	19	03/23/89	47.00	67.00	20.20	C	19	06/26/89	64.00	86.00	22.20
C	19	03/24/89	42.00	66.00	20.80	C	19	06/27/89	71.00	98.00	20.20
C	19	03/25/89	46.00	68.00	20.80	C	19	06/28/89	71.00	97.00	10.40
C	19	03/26/89	45.00	68.00	21.20	C	19	06/29/89	65.00	106.00	19.00
C	19	03/27/89	47.00	67.00	20.80	C	19	06/30/89	63.00	78.00	22.00
C	19	03/28/89	45.00	63.00	21.00	C	19	07/01/89	57.00	87.00	19.60
C	19	03/29/89	40.00	96.00	21.00	C	19	07/02/89	59.00	88.00	16.90
C	19	03/30/89	39.00	77.00	21.00	C	19	07/03/89	62.00	73.00	13.30
C	19	03/31/89	45.00	72.00	22.20	C	19	07/04/89	66.00	78.00	16.20
C	19	04/01/89	46.00	72.00	21.00	C	19	07/05/89	55.00	91.00	16.40
C	19	04/02/89	48.00	66.00	20.80	C	19	07/06/89	57.00	94.00	20.80
C	19	04/03/89	44.00	63.00	21.00	C	19	07/07/89	61.00	68.00	16.40
C	19	04/04/89	39.00	65.00	21.00	C	19	07/08/89	63.00	71.00	16.40
C	19	04/05/89	31.00	67.00	21.20	C	19	07/09/89	61.00	87.00	16.60
C	19	04/06/89	35.00	77.00	21.00	C	19	07/10/89	57.00	80.00	16.20
C	19	04/07/89	37.00	70.00	21.00	C	19	07/11/89	51.00	77.00	15.60
C	19	04/08/89	46.00	72.00	15.70	C	19	07/12/89	59.00	76.00	14.80
C	19	04/09/89	33.00	65.00	20.80	C	19	07/13/89	52.00	86.00	15.20
C	19	04/10/89	32.00	64.00	17.00	C	19	07/14/89	39.00	84.00	12.80
C	19	04/11/89	28.00	60.00	17.40	C	19	07/15/89	44.00	66.00	6.40
C	19	04/12/89	34.00	57.00	17.40	C	19	07/16/89	40.00	70.00	9.30
C	19	04/13/89	37.00	67.00	19.40	C	19	07/17/89	48.00	70.00	7.30
C	19	04/14/89	36.00	61.00	21.80	C	19	07/18/89	54.00	69.00	7.90
C	19	04/15/89	36.00	61.00	24.40	C	19	07/19/89	51.00	57.00	8.30
C	19	04/16/89	39.00	70.00	24.20	C	19	07/20/89	49.00	57.00	9.80
C	19	04/17/89	44.00	68.00	25.20	C	19	07/21/89	48.00	55.00	10.00
C	19	04/18/89	39.00	56.00	24.40	C	19	07/22/89	49.00	49.00	9.90
C	19	04/19/89	47.00	55.00	21.40	C	19	07/23/89	49.00	53.00	10.50
C	19	04/20/89	51.00	72.00	25.20	C	19	07/24/89	50.00	58.00	10.10
C	19	04/21/89	48.00	54.00	25.00	C	19	07/25/89	45.00	51.00	13.60
C	19	04/22/89	54.00	56.00	20.00	C	19	07/26/89	42.00	51.00	13.90
C	19	04/23/89	48.00	72.00	22.00	C	19	07/27/89	47.00	43.00	15.00
C	19	04/24/89	45.00	65.00	19.40	C	19	07/28/89	40.00	34.00	16.30
C	19	04/25/89	43.00	67.00	19.80	C	19	07/29/89	47.00	36.00	16.80
C	19	04/26/89	36.00	63.00	20.00	C	19	07/30/89	50.00	41.00	16.70
C	19	04/27/89	40.00	77.00	20.00	C	19	07/31/89	44.00	40.00	17.00
C	19	04/28/89	40.00	66.00	20.00	C	19	08/01/89	42.00	52.00	17.30
C	19	04/29/89	40.00	90.00	20.00	C	19	08/02/89	42.00	60.00	18.00
C	19	04/30/89	50.00	58.00	20.00	C	19	08/03/89	45.00	60.00	19.00
C	19	05/01/89	30.00	70.00	20.00	C	19	08/04/89	40.00	45.00	18.50
C	19	05/02/89	41.00	65.00	20.00	C	19	08/05/89	44.00	53.00	18.50
C	19	05/03/89	52.00	55.00	20.40	C	19	08/06/89	44.00	58.00	19.00
C	19	05/04/89	46.00	62.00	20.40	C	19	08/07/89	44.00	49.00	19.00
C	19	05/05/89	53.00	192.00	19.40	C	19	08/08/89	44.00	49.00	19.00
C	19	05/06/89	45.00	136.00	16.00	C	19	08/09/89	46.00	54.00	19.00
C	19	05/07/89	46.00	85.00	15.00	C	19	08/10/89	43.00	47.00	19.00
C	19	05/08/89	41.00	64.00	15.00	C	19	08/11/89	43.00	51.00	19.00
C	19	05/09/89	32.00	74.00	15.20	C	19	08/12/89	40.00	58.00	19.00
C	19	05/10/89	35.00	61.00	15.00	C	19	08/13/89	43.00	57.00	19.00

Listing A - 2

Raw Data Listing of Daily BOD, TSS, and Flow Data
Used in Calculations of Variabilily Factors

Proposed Subpart	Mill	Sampling Date	BOD Conc (mg/l)	TSS Conc (mg/l)	Flow (mgd)
C	19	08/14/89	40.00	60.00	19.00
C	19	08/15/89	37.00	57.00	19.00
C	19	08/16/89	33.00	49.00	19.00
C	19	08/17/89	30.00	51.00	19.00
C	19	08/18/89	36.00	53.00	19.00
C	19	08/19/89	30.00	40.00	19.00
C	19	08/20/89	32.00	48.00	19.00
C	19	08/21/89	30.00	44.00	18.00
C	19	08/22/89	28.00	45.00	17.00
C	19	08/23/89	28.00	50.00	14.50
C	19	08/24/89	31.00	62.00	17.30
C	19	08/25/89	30.00	45.00	18.20
C	19	08/26/89	29.00	44.00	18.00
C	19	08/27/89	30.00	38.00	17.80
C	19	08/28/89	33.00	52.00	17.80
C	19	08/29/89	29.00	47.00	16.70
C	19	08/30/89	29.00	58.00	20.60
C	19	08/31/89	36.00	74.00	19.10
C	19	09/01/89	29.00	66.00	19.40
C	19	09/02/89	36.00	50.00	18.80
C	19	09/03/89	44.00	55.00	19.40
C	19	09/04/89	45.00	52.00	20.00
C	19	09/05/89	45.00	51.00	19.00
C	19	09/06/89	42.00	61.00	19.00
C	19	09/07/89	42.00	51.00	17.80
C	19	09/08/89	42.00	61.00	20.60
C	19	09/09/89	45.00	62.00	20.20
C	19	09/10/89	44.00	61.00	18.40
C	19	09/11/89	45.00	71.00	18.40
C	19	09/12/89	49.00	76.00	18.00
C	19	09/13/89	39.00	70.00	18.80
C	19	09/14/89	42.00	60.00	18.40
C	19	09/15/89	44.00	67.00	15.10
C	19	09/16/89	36.00	62.00	15.20
C	19	09/17/89	43.00	70.00	14.70
C	19	09/18/89	41.00	67.00	16.00
C	19	09/19/89	49.00	68.00	14.30
C	19	09/20/89	40.00	67.00	13.70
C	19	09/21/89	39.00	58.00	12.80
C	19	09/22/89	40.00	57.00	15.20
C	19	09/23/89	36.00	62.00	14.70
C	19	09/24/89	28.00	70.00	15.70
C	19	09/25/89	34.00	63.00	14.70
C	19	09/26/89	32.00	64.00	15.50
C	19	09/27/89	33.00	60.00	14.70
C	19	09/28/89	34.00	74.00	15.00
C	19	09/29/89	22.00	54.00	15.30
C	19	09/30/89	28.00	70.00	14.70
C	19	10/01/89	39.00	64.00	15.60
C	19	10/02/89	39.00	68.00	14.70
C	19	10/03/89	42.00	67.00	15.30
C	19	10/04/89	41.00	56.00	15.00
C	19	10/05/89	27.00	90.00	15.50
C	19	10/06/89	46.00	72.00	14.60
C	19	10/07/89	47.00	66.00	15.50
C	19	10/08/89	39.00	65.00	15.10
C	19	10/09/89	41.00	68.00	13.50
C	19	10/10/89	38.00	66.00	13.90
C	19	10/11/89	39.00	62.00	14.80
C	19	10/12/89	36.00	69.00	14.70
C	19	10/13/89	40.00	66.00	14.50
C	19	10/14/89	37.00	69.00	12.50
C	19	10/15/89	41.00	71.00	12.90
C	19	10/16/89	37.00	55.00	14.00
C	19	10/17/89	35.00	70.00	14.00
C	19	10/18/89	32.00	66.00	14.00
C	19	10/19/89	37.00	68.00	13.90
C	19	10/20/89	28.00	73.00	13.90
C	19	10/21/89	33.00	71.00	13.90
C	19	10/22/89	36.00	69.00	14.10
C	19	10/23/89	40.00	70.00	18.40
C	19	10/24/89	44.00	84.00	21.30
C	19	10/25/89	44.00	84.00	20.60
C	19	10/26/89	46.00	76.00	20.50
C	19	10/27/89	49.00	68.00	21.00
C	19	10/28/89	53.00	80.00	21.30
C	19	10/29/89	40.00	74.00	20.80
C	19	10/30/89	47.00	70.00	20.90
C	19	10/31/89	46.00	84.00	18.30
C	19	11/01/89	55.00	70.00	20.90
C	19	11/02/89	44.00	62.00	20.90
C	19	11/03/89	53.00	65.00	19.90
C	19	11/04/89	55.00	71.00	20.90
C	19	11/05/89	47.00	63.00	22.30
C	19	11/06/89	44.00	59.00	20.70
C	19	11/07/89	43.00	71.00	21.00
C	19	11/08/89	45.00	64.00	21.00
C	19	11/09/89	50.00	69.00	19.00
C	19	11/10/89	38.00	67.00	18.50
C	19	11/11/89	34.00	60.00	17.70
C	19	11/12/89	36.00	74.00	18.10
C	19	11/13/89	38.00	66.00	15.90
C	19	11/14/89	46.00	72.00	15.70
C	19	11/15/89	43.00	53.00	14.20
C	19	11/16/89	43.00	51.00	15.40
C	19	11/17/89	42.00	52.00	15.20
C	19	11/18/89	46.00	47.00	14.90
C	19	11/19/89	41.00	50.00	16.00
C	19	11/20/89	50.00	63.00	16.50
C	19	11/21/89	70.00	50.00	16.00
C	19	11/22/89	86.00	66.00	14.00
C	19	11/23/89	92.00	61.00	15.70
C	19	11/24/89	105.00	62.00	16.00
C	19	11/25/89	109.00	66.00	15.10
C	19	11/26/89	119.00	97.00	11.00
C	19	11/27/89	124.00	114.00	9.90
C	19	11/28/89	123.00	104.00	6.10
C	19	11/29/89	118.00	93.00	5.90
C	19	11/30/89	111.00	103.00	5.90
C	19	12/01/89	104.00	96.00	7.30
C	19	12/02/89	121.00	88.00	8.00
C	19	12/03/89	112.00	115.00	8.40
C	19	12/04/89	99.00	105.00	8.50
C	19	12/05/89	105.00	111.00	8.70
C	19	12/06/89	108.00	129.00	10.60
C	19	12/07/89	112.00	108.00	10.30
C	19	12/08/89	94.00	99.00	10.30
C	19	12/09/89	87.00	92.00	10.00
C	19	12/10/89	94.00	108.00	10.30
C	19	12/11/89	94.00	109.00	11.80
C	19	12/12/89	89.00	102.00	12.00
C	19	12/13/89	89.00	101.00	11.30
C	19	12/14/89	94.00	108.00	11.50
C	19	12/15/89	83.00	97.00	12.70
C	19	12/16/89	102.00	114.00	11.30
C	19	12/17/89	91.00	113.00	13.80
C	19	12/18/89	95.00	97.00	12.00
C	19	12/19/89	87.00	87.00	12.10
C	19	12/20/89	91.00	95.00	12.00
C	19	12/21/89	92.00	100.00	7.00
C	19	12/22/89	114.00	88.00	5.40
C	19	12/23/89	79.00	101.00	4.70
C	19	12/24/89	111.00	99.00	4.40
C	19	12/25/89	114.00	96.00	9.80
C	19	12/26/89	112.00	99.00	11.30
C	19	12/27/89	76.00	118.00	12.00
C	19	12/28/89	98.00	106.00	12.30
C	19	12/29/89	118.00	78.00	11.80
C	19	12/30/89	121.00	85.00	7.00
C	19	12/31/89	114.00	92.00	4.80
C	20	01/01/89	5.00	13.00	7.47
C	20	01/02/89	5.00	12.00	7.39
C	20	01/03/89	5.00	12.00	7.25
C	20	01/04/89	6.00	13.00	7.40
C	20	01/05/89	6.00	12.00	7.42
C	20	01/06/89	6.00	12.00	7.14
C	20	01/07/89	8.00	12.00	6.80
C	20	01/08/89	7.00	12.00	6.65
C	20	01/09/89	9.00	16.00	5.82
C	20	01/10/89	8.00	14.00	5.78
C	20	01/11/89	6.00	12.00	5.73
C	20	01/12/89	6.00	14.00	5.47
C	20	01/13/89	6.00	13.00	5.45
C	20	01/14/89	5.00	13.00	2.76
C	20	01/15/89	5.00	14.00	5.43
C	20	01/16/89	9.00	15.00	5.64
C	20	01/17/89	5.00	19.00	5.92
C	20	01/18/89	11.00	15.00	5.74
C	20	01/19/89	10.00	18.00	5.49
C	20	01/20/89	7.00	12.00	5.08
C	20	01/21/89	7.00	14.00	4.91
C	20	01/22/89	8.00	14.00	5.30
C	20	01/23/89	6.00	13.00	4.74
C	20	01/24/89	6.00	14.00	5.19
C	20	01/25/89	7.00	16.00	4.87
C	20	01/26/89	9.00	18.00	4.65
C	20	01/27/89	8.00	18.00	5.09
C	20	01/28/89	7.00	18.00	2.59
C	20	01/29/89	8.00	21.00	5.11
C	20	01/30/89	7.00	17.00	4.84
C	20	01/31/89	7.00	14.00	5.34
C	20	02/01/89	10.00	16.00	4.93
C	20	02/02/89	8.00	15.00	4.98
C	20	02/03/89	9.00	15.00	4.67
C	20	02/04/89	15.00	17.00	4.75
C	20	02/05/89	15.00	17.00	4.95
C	20	02/06/89	10.00	19.00	5.17
C	20	02/07/89	14.00	25.00	4.79
C	20	02/08/89	14.00	14.00	4.62
C	20	02/09/89	13.00	20.00	4.74
C	20	02/10/89	.	.	.
C	20	02/11/89	.	.	.
C	20	02/12/89	.	.	.
C	20	02/13/89		.	.
C	20	02/14/89		.	.
C	20	02/15/89	14.00	25.00	4.90
C	20	02/16/89	14.00	23.00	5.00
C	20	02/17/89	10.00	21.00	4.78
C	20	02/18/89			.
C	20	02/19/89		.	

Listing A 2

Raw Data Listing of Daily BOD, TSS, and Flow Data
Used in Calculations of Variability Factors

Proposed Subpart	Mill	Sampling Date	BOD Conc (mg/l)	TSS Conc (mg/l)	Flow (mgd)
C	20	02/20/89			
C	20	02/21/89	.		.
C	20	02/22/89	9.00	16.00	5.05
C	20	02/23/89	9.00	18.00	4.83
C	20	02/24/89	9.00	20.00	4.79
C	20	02/25/89	8.00	21.00	5.27
C	20	02/26/89	8.00	22.00	5.23
C	20	02/27/89	7.00	18.00	5.24
C	20	02/28/89	8.00	21.00	2.51
C	20	03/01/89	9.00	24.00	5.08
C	20	03/02/89	10.00	21.00	4.57
C	20	03/03/89	9.00	22.00	3.58
C	20	03/04/89	9.00	25.00	6.96
C	20	03/05/89	10.00	24.00	6.75
C	20	03/06/89	11.00	27.00	7.01
C	20	03/07/89	12.00	29.00	7.08
C	20	03/08/89	11.00	27.00	6.95
C	20	03/09/89	13.00	29.00	6.89
C	20	03/10/89	11.00	23.00	6.61
C	20	03/11/89	10.00	28.00	6.66
C	20	03/12/89	12.00	29.00	3.34
C	20	03/13/89	12.00	33.00	7.38
C	20	03/14/89	13.00	36.00	4.51
C	20	03/15/89	12.00	36.00	4.51
C	20	03/16/89	10.00	25.00	4.20
C	20	03/17/89	14.00	24.00	4.13
C	20	03/18/89	11.00	26.00	4.09
C	20	03/19/89	12.00	28.00	4.26
C	20	03/20/89	12.00	30.00	4.20
C	20	03/21/89	12.00	30.00	3.76
C	20	03/22/89	11.00	31.00	4.06
C	20	03/23/89	11.00	34.00	0.59
C	20	03/24/89	13.00	30.00	1.02
C	20	03/25/89	11.00	34.00	4.14
C	20	03/26/89	18.00	40.00	3.60
C	20	03/27/89	11.00	40.00	3.14
C	20	03/28/89	13.00	39.00	3.78
C	20	03/29/89	12.00	40.00	3.84
C	20	03/30/89	16.00	44.00	4.15
C	20	03/31/89	13.00	48.00	3.56
C	20	04/01/89	10.00	40.00	3.68
C	20	04/02/89	11.00	41.00	4.00
C	20	04/03/89	11.00	49.00	3.95
C	20	04/04/89	14.00	67.00	4.17
C	20	04/05/89	12.00	38.00	0.67
C	20	04/06/89	10.00	46.00	2.74
C	20	04/07/89	10.00	53.00	2.69
C	20	04/08/89	8.00	59.00	2.82
C	20	04/09/89	10.00	59.00	2.78
C	20	04/10/89	9.00	47.00	2.76
C	20	04/11/89	10.00	45.00	2.81
C	20	04/12/89	9.00	46.00	2.87
C	20	04/13/89	11.00	47.00	2.86
C	20	04/14/89	10.00	40.00	2.83
C	20	04/15/89	10.00	46.00	2.92
C	20	04/16/89	11.00	47.00	2.88
C	20	04/17/89	11.00	42.00	2.87
C	20	04/18/89	12.00	45.00	3.24
C	20	04/19/89	11.00	41.00	3.28
C	20	04/20/89	9.00	40.00	3.25
C	20	04/21/89	10.00	46.00	4.37
C	20	04/22/89	8.00	37.00	4.28
C	20	04/23/89	9.00	38.00	4.36
C	20	04/24/89	9.00	41.00	4.45
C	20	04/25/89	9.00	36.00	5.09
C	20	04/26/89	12.00	42.00	5.00
C	20	04/27/89	10.00	22.00	5.01
C	20	04/28/89	12.00	40.00	4.96
C	20	04/29/89	11.00	45.00	4.99
C	20	04/30/89	9.00	48.00	5.00
C	20	05/01/89			
C	20	05/02/89	9.00	44.00	4.93
C	20	05/03/89	8.00	31.00	4.95
C	20	05/04/89	.		.
C	20	05/05/89	11.00	32.00	4.75
C	20	05/06/89	7.00	31.00	2.00
C	20	05/07/89		.	.
C	20	05/08/89	7.00	33.00	8.13
C	20	05/09/89	11.00	30.00	2.63
C	20	05/10/89	8.00	23.00	2.74
C	20	05/11/89	9.00	23.00	2.79
C	20	05/12/89	11.00	35.00	2.71
C	20	05/13/89	10.00	32.00	2.82
C	20	05/14/89	6.00	24.00	2.61
C	20	05/15/89	5.00	25.00	0.81
C	20	05/16/89	5.00	21.00	2.79
C	20	05/17/89	7.00	20.00	2.82
C	20	05/18/89	7.00	20.00	2.88
C	20	05/19/89	6.00	20.00	2.82
C	20	05/20/89	4.00	20.00	2.79
C	20	05/21/89	8.00	28.00	2.48
C	20	05/22/89	6.00	24.00	2.82
C	20	05/23/89	8.00	26.00	2.61
C	20	05/24/89	10.00	36.00	2.53
C	20	05/25/89			.
C	20	05/26/89			
C	20	05/27/89			
C	20	05/28/89			
C	20	05/29/89			
C	20	05/30/89	11.00	33.00	1.29
C	20	05/31/89	8.00	17.00	2.80
C	20	06/01/89	7.00	18.00	2.94
C	20	06/02/89	6.00	18.00	2.82
C	20	06/03/89	7.00	19.00	2.82
C	20	06/04/89	7.00	20.00	2.66
C	20	06/05/89	10.00	18.00	2.77
C	20	06/06/89	6.00	28.00	2.40
C	20	06/07/89	6.00	25.00	2.83
C	20	06/08/89	7.00	22.00	2.82
C	20	06/09/89	9.00	20.00	2.95
C	20	06/10/89	7.00	20.00	2.99
C	20	06/11/89	9.00	18.00	2.87
C	20	06/12/89	6.00	13.00	3.03
C	20	06/13/89	5.00	15.00	2.98
C	20	06/14/89	6.00	20.00	3.15
C	20	06/15/89	6.00	16.00	3.63
C	20	06/16/89	4.00	17.00	4.25
C	20	06/17/89	4.00	17.00	4.48
C	20	06/18/89	5.00	15.00	4.48
C	20	06/19/89	7.00	16.00	4.45
C	20	06/20/89	7.00	23.00	7.35
C	20	06/21/89	6.00	26.00	5.88
C	20	06/22/89	7.00	21.00	6.04
C	20	06/23/89	8.00	26.00	5.81
C	20	06/24/89	8.00	26.00	5.86
C	20	06/25/89	7.00	30.00	5.80
C	20	06/26/89	6.00	15.00	5.92
C	20	06/27/89	7.00	14.00	5.67
C	20	06/28/89	6.00	18.00	5.95
C	20	06/29/89	8.00	21.00	6.38
C	20	06/30/89	8.00	18.00	6.10
C	20	07/01/89	7.00	19.00	5.83
C	20	07/02/89	7.00	20.00	5.86
C	20	07/03/89	6.00	21.00	5.65
C	20	07/04/89	10.00	21.00	5.74
C	20	07/05/89	11.00	25.00	6.05
C	20	07/06/89	10.00	16.00	6.01
C	20	07/07/89	7.00	19.00	6.54
C	20	07/08/89	13.00	19.00	6.33
C	20	07/09/89	13.00	26.00	6.58
C	20	07/10/89	5.00	19.00	6.09
C	20	07/11/89	7.00	25.00	3.66
C	20	07/12/89	7.00	29.00	7.11
C	20	07/13/89	8.00	21.00	7.54
C	20	07/14/89	7.00	20.00	7.40
C	20	07/15/89	7.00	27.00	7.50
C	20	07/16/89	8.00	21.00	7.67
C	20	07/17/89	7.00	21.00	6.68
C	20	07/18/89	9.00	18.00	7.38
C	20	07/19/89	7.00	28.00	7.26
C	20	07/20/89	11.00	21.00	7.45
C	20	07/21/89	8.00	22.00	7.47
C	20	07/22/89	10.00	21.00	7.42
C	20	07/23/89	10.00	22.00	7.80
C	20	07/24/89	8.00	24.00	7.47
C	20	07/25/89	11.00	20.00	7.52
C	20	07/26/89	6.00	20.00	3.63
C	20	07/27/89	8.00	23.00	7.54
C	20	07/28/89	9.00	19.00	7.38
C	20	07/29/89	6.00	30.00	7.35
C	20	07/30/89	7.00	21.00	7.46
C	20	07/31/89	8.00	21.00	6.91
C	20	08/01/89	5.00	20.00	8.32
C	20	08/02/89	6.00	20.00	8.26
C	20	08/03/89	5.00	20.00	8.42
C	20	08/04/89	7.00	24.00	8.38
C	20	08/05/89	6.00	19.00	8.41
C	20	08/06/89	5.00	21.00	4.19
C	20	08/07/89	7.00	26.00	8.38
C	20	08/08/89	5.00	20.00	8.05
C	20	08/09/89	6.00	20.00	8.61
C	20	08/10/89	6.00	20.00	8.68
C	20	08/11/89	6.00	19.00	8.80
C	20	08/12/89	4.00	21.00	8.77
C	20	08/13/89	4.00	20.00	8.61
C	20	08/14/89	4.00	23.00	8.80
C	20	08/15/89	5.00	20.00	9.04
C	20	08/16/89	7.00	20.00	8.88
C	20	08/17/89	6.00	18.00	8.72
C	20	08/18/89	4.00	21.00	9.09
C	20	08/19/89	3.00	30.00	4.44
C	20	08/20/89	3.00	25.00	8.50
C	20	08/21/89	6.00	27.00	4.20
C	20	08/22/89	10.00	29.00	8.25
C	20	08/23/89	10.00	27.00	8.29
C	20	08/24/89	9.00	28.00	8.15
C	20	08/25/89	10.00	28.00	8.48
C	20	08/26/89	10.00	25.00	8.64
C	20	08/27/89	8.00	20.00	8.80
C	20	08/28/89	12.00	22.00	8.04

Listing A - 2

Raw Data Listing of Daily BOD, TSS, and Flow Data
Used in Calculations of Variabililty Factors

Proposed Subpart	Mill	Sampling Date	BOD Conc (mg/l)	TSS Conc (mg/l)	Flow (mgd)
C	20	08/29/89	12.00	28.00	8.55
C	20	08/30/89	15.00	34.00	7.72
C	20	08/31/89	11.00	22.00	7.85
C	20	09/01/89	12.00	20.00	8.07
C	20	09/02/89	8.00	20.00	8.25
C	20	09/03/89	6.00	18.00	4.12
C	20	09/04/89	7.00	14.00	8.15
C	20	09/05/89	7.00	24.00	8.80
C	20	09/06/89	6.00	23.00	8.83
C	20	09/07/89	5.00	22.00	10.02
C	20	09/08/89	6.00	17.00	10.16
C	20	09/09/89	6.00	16.00	10.01
C	20	09/10/89	4.00	17.00	10.24
C	20	09/11/89	9.00	21.00	10.32
C	20	09/12/89	4.00	19.00	10.22
C	20	09/13/89	8.00	16.00	9.93
C	20	09/14/89	7.00	14.00	12.44
C	20	09/15/89	6.00	14.00	12.38
C	20	09/16/89	3.00	14.00	6.38
C	20	09/17/89	4.00	14.00	12.52
C	20	09/18/89	5.00	14.00	12.46
C	20	09/19/89	8.00	13.00	12.63
C	20	09/20/89	4.00	16.00	12.42
C	20	09/21/89	3.00	14.00	6.09
C	20	09/22/89	5.00	17.00	6.71
C	20	09/23/89	4.00	14.00	13.56
C	20	09/24/89	3.00	19.00	12.32
C	20	09/25/89	5.00	14.00	12.74
C	20	09/26/89	3.00	19.00	9.65
C	20	09/27/89	3.00	14.00	6.46
C	20	09/28/89	3.00	14.00	12.44
C	20	09/29/89	6.00	14.00	12.84
C	20	09/30/89	5.00	16.00	12.65
C	20	10/01/89	4.00	14.00	12.28
C	20	10/02/89	5.00	14.00	12.42
C	20	10/03/89	4.00	14.00	12.62
C	20	10/04/89	6.00	15.00	12.42
C	20	10/05/89	4.00	14.00	12.55
C	20	10/06/89	9.00	13.00	12.72
C	20	10/07/89	5.00	12.00	12.58
C	20	10/08/89	4.00	12.00	12.66
C	20	10/09/89	4.00	16.00	12.23
C	20	10/10/89	3.00	11.00	16.60
C	20	10/11/89	.		.
C	20	10/12/89	6.00	14.00	4.13
C	20	10/13/89	4.00	11.00	9.65
C	20	10/14/89	5.00	17.00	7.59
C	20	10/15/89	4.00	16.00	8.02
C	20	10/16/89	2.00	15.00	8.07
C	20	10/17/89	6.00	19.00	5.38
C	20	10/18/89	4.00	18.00	5.48
C	20	10/19/89	3.00	14.00	5.51
C	20	10/20/89	6.00	18.00	2.68
C	20	10/21/89	5.00	20.00	5.67
C	20	10/22/89	4.00	19.00	6.06
C	20	10/23/89	2.00	18.00	6.40
C	20	10/24/89	4.00	16.00	5.93
C	20	10/25/89	5.00	13.00	6.13
C	20	10/26/89	4.00	16.00	5.52
C	20	10/27/89	4.00	17.00	5.56
C	20	10/28/89	4.00	17.00	5.62
C	20	10/29/89	3.00	19.00	5.61
C	20	10/30/89	5.00	14.00	6.09
C	20	10/31/89	7.00	18.00	7.09
C	20	11/01/89	6.00	14.00	7.18
C	20	11/02/89	6.00	14.00	7.08
C	20	11/03/89	5.00	13.00	7.07
C	20	11/04/89	2.00	12.00	3.53
C	20	11/05/89	4.00	11.00	7.33
C	20	11/06/89	2.00	18.00	7.01
C	20	11/07/89	3.00	15.00	7.25
C	20	11/08/89	6.00	11.00	7.18
C	20	11/09/89	4.00	15.00	6.95
C	20	11/10/89	4.00	11.00	6.97
C	20	11/11/89	3.00	12.00	6.96
C	20	11/12/89	2.00	11.00	7.08
C	20	11/13/89	4.00	15.00	6.75
C	20	11/14/89	6.00	11.00	6.95
C	20	11/15/89	4.00	15.00	6.59
C	20	11/16/89	2.00	13.00	7.20
C	20	11/17/89	2.00	15.00	7.12
C	20	11/18/89	2.00	16.00	3.37
C	20	11/19/89	3.00	17.00	6.39
C	20	11/20/89	3.00	10.00	6.98
C	20	11/21/89	4.00	10.00	6.04
C	20	11/22/89	5.00	14.00	5.27
C	20	11/23/89	4.00	11.00	5.62
C	20	11/24/89	4.00	11.00	5.50
C	20	11/25/89	2.00	11.00	5.39
C	20	11/26/89	4.00	11.00	5.39
C	20	11/27/89	4.00	12.00	5.18
C	20	11/28/89	4.00	12.00	5.30
C	20	11/29/89		.	.
C	20	11/30/89	.	.	.
C	20	12/01/89	.	.	.
C	20	12/02/89		.	.
C	20	12/03/89		.	.
C	20	12/04/89	.	.	.
C	20	12/05/89	.	.	.
C	20	12/06/89			.
C	20	12/07/89	.		
C	20	12/08/89	.		.
C	20	12/09/89	.	.	.
C	20	12/10/89	.	.	.
C	20	12/11/89			.
C	20	12/12/89		.	
C	20	12/13/89	.		
C	20	12/14/89	.		
C	20	12/15/89		.	
C	20	12/16/89		.	
C	20	12/17/89		.	
C	20	12/18/89			
C	20	12/19/89			
C	20	12/20/89		.	
C	20	12/21/89			.
C	20	12/22/89		.	
C	20	12/23/89		.	
C	20	12/24/89			.
C	20	12/25/89		.	.
C	20	12/26/89			
C	20	12/27/89			
C	20	12/28/89		.	
C	20	12/29/89		.	
C	20	12/30/89	.	.	.
C	20	12/31/89		.	
C	21	01/01/89	12.00	9.00	13.60
C	21	01/02/89	12.00	10.00	14.41
C	21	01/03/89	12.00	12.00	14.75
C	21	01/04/89	12.00	12.00	14.47
C	21	01/05/89	9.00	11.00	15.74
C	21	01/06/89		13.00	14.85
C	21	01/07/89	9.00	12.00	14.43
C	21	01/08/89	10.00	9.00	14.26
C	21	01/09/89	.	5.00	15.18
C	21	01/10/89	8.00	10.00	14.51
C	21	01/11/89	11.00	9.00	13.24
C	21	01/12/89	12.00	11.00	15.43
C	21	01/13/89	22.00	13.00	13.20
C	21	01/14/89	22.00	13.00	14.43
C	21	01/15/89	14.00	13.00	14.98
C	21	01/16/89	14.00	16.00	14.68
C	21	01/17/89	18.00	12.00	14.33
C	21	01/18/89	9.00	10.00	14.20
C	21	01/19/89	9.00	9.00	13.04
C	21	01/20/89	8.00	4.00	13.83
C	21	01/21/89	7.00	3.00	12.24
C	21	01/22/89	9.00	5.00	11.57
C	21	01/23/89	9.00	8.00	10.97
C	21	01/24/89	8.00	9.00	10.79
C	21	01/25/89	9.00	12.00	8.89
C	21	01/26/89	8.00	6.00	11.54
C	21	01/27/89	15.00	14.00	12.71
C	21	01/28/89	12.00	9.00	10.39
C	21	01/29/89	16.00	9.00	13.52
C	21	01/30/89	10.00	11.00	13.32
C	21	01/31/89	9.00	14.00	13.74
C	21	02/01/89	9.00	12.00	13.38
C	21	02/02/89	12.00	10.00	13.03
C	21	02/03/89	10.00	21.00	14.47
C	21	02/04/89	13.00	13.00	15.84
C	21	02/05/89	10.00	16.00	13.00
C	21	02/06/89	9.00	11.00	14.95
C	21	02/07/89	13.00	9.00	14.24
C	21	02/08/89	9.00	6.00	14.59
C	21	02/09/89	7.00	5.00	13.14
C	21	02/10/89	11.00	8.00	14.15
C	21	02/11/89	11.00	8.00	12.64
C	21	02/12/89	11.00	8.00	12.02
C	21	02/13/89	12.00	9.00	12.18
C	21	02/14/89	7.00	13.00	12.15
C	21	02/15/89	12.00	12.00	12.10
C	21	02/16/89	22.00	12.00	12.26
C	21	02/17/89	12.00	9.00	11.59
C	21	02/18/89	8.00	6.00	12.12
C	21	02/19/89	9.00	8.00	12.25
C	21	02/20/89	10.00	3.00	12.22
C	21	02/21/89	10.00	7.00	12.11
C	21	02/22/89	8.00	12.00	19.21
C	21	02/23/89	9.00	8.00	19.26
C	21	02/24/89	10.00	7.00	19.08
C	21	02/25/89	11.00	6.00	16.19
C	21	02/26/89	11.00	9.00	16.08
C	21	02/27/89	10.00	7.00	15.10
C	21	02/28/89	9.00	8.00	14.90
C	21	03/01/89	9.00	5.00	16.11
C	21	03/02/89	8.00	9.00	17.17
C	21	03/03/89	7.00	9.00	20.73
C	21	03/04/89	5.00	7.00	20.82
C	21	03/05/89	5.00	8.00	25.39
C	21	03/06/89	6.00	6.00	18.23

Listing A - 2

Raw Data Listing of Daily BOD, TSS, and Flow Data
Used in Calculations of Variability Factors

Proposed Subpart	Mill	Sampling Date	BOD Conc (mg/l)	TSS Conc (mg/l)	Flow (mgd)	Proposed Subpart	Mill	Sampling Date	BOD Conc (mg/l)	TSS Conc (mg/l)	Flow (mgd)
C	21	03/07/89	6.00	10.00	15.75	C	21	06/10/89	5.00	30.00	59.09
C	21	03/08/89	5.00	9.00	14.41	C	21	06/11/89	3.00	10.00	110.32
C	21	03/09/89	5.00	7.00	11.82	C	21	06/12/89	3.00	9.00	105.42
C	21	03/10/89	6.00	11.00	11.70	C	21	06/13/89	3.00	12.00	73.51
C	21	03/11/89	6.00	8.00	10.72	C	21	06/14/89	2.00	4.00	68.47
C	21	03/12/89	8.00	10.00	10.32	C	21	06/15/89	3.00	4.00	58.34
C	21	03/13/89	27.00	15.00	10.32	C	21	06/16/89	2.00	7.00	61.61
C	21	03/14/89	9.00	10.00	10.95	C	21	06/17/89	2.00	5.00	60.82
C	21	03/15/89	9.00	10.00	10.37	C	21	06/18/89	2.00	7.00	53.97
C	21	03/16/89	6.00	10.00	10.40	C	21	06/19/89	4.00	5.00	51.86
C	21	03/17/89	9.00	14.00	10.47	C	21	06/20/89	3.00	4.00	46.96
C	21	03/18/89	8.00	12.00	10.15	C	21	06/21/89	3.00	7.00	48.74
C	21	03/19/89	7.00	10.00	9.35	C	21	06/22/89	4.00	3.00	47.90
C	21	03/20/89	6.00	15.00	11.41	C	21	06/23/89	3.00	5.00	47.51
C	21	03/21/89	9.00	19.00	9.04	C	21	06/24/89	3.00	6.00	36.49
C	21	03/22/89	9.00	9.00	10.91	C	21	06/25/89	3.00	7.00	38.49
C	21	03/23/89	9.00	10.00	11.82	C	21	06/26/89	3.00	5.00	44.10
C	21	03/24/89	7.00	10.00	24.57	C	21	06/27/89	3.00	8.00	37.37
C	21	03/25/89	6.00	10.00	20.02	C	21	06/28/89	4.00	7.00	34.38
C	21	03/26/89	6.00	12.00	20.08	C	21	06/29/89	7.00	10.00	41.56
C	21	03/27/89	7.00	10.00	20.32	C	21	06/30/89	6.00	38.00	36.86
C	21	03/28/89	13.00	14.00	16.70	C	21	07/01/89	5.00	8.00	46.97
C	21	03/29/89	6.00	16.00	9.10	C	21	07/02/89	2.00	8.00	49.78
C	21	03/30/89	5.00	19.00	6.79	C	21	07/03/89	2.00	6.00	50.07
C	21	03/31/89	6.00	26.00	18.82	C	21	07/04/89	2.00	11.00	45.16
C	21	04/01/89	5.00	13.00	23.58	C	21	07/05/89	2.00	6.00	48.56
C	21	04/02/89	10.00	11.00	21.29	C	21	07/06/89	2.00	5.00	46.14
C	21	04/03/89	9.00	15.00	20.84	C	21	07/07/89	2.00	5.00	48.11
C	21	04/04/89	8.00	12.00	18.84	C	21	07/08/89	3.00	3.00	39.47
C	21	04/05/89	9.00	12.00	16.82	C	21	07/09/89	2.00	3.00	36.52
C	21	04/06/89	8.00	13.00	16.63	C	21	07/10/89	2.00	4.00	36.93
C	21	04/07/89	9.00	9.00	15.67	C	21	07/11/89	3.00	5.00	31.13
C	21	04/08/89	10.00	12.00	14.66	C	21	07/12/89	2.00	17.00	27.47
C	21	04/09/89	10.00	11.00	13.87	C	21	07/13/89	3.00	13.00	26.18
C	21	04/10/89	8.00	13.00	14.63	C	21	07/14/89	4.00	10.00	28.16
C	21	04/11/89	9.00	12.00	16.81	C	21	07/15/89	3.00	8.00	32.69
C	21	04/12/89	10.00	15.00	15.95	C	21	07/16/89	3.00	7.00	36.88
C	21	04/13/89	8.00	12.00	16.37	C	21	07/17/89	3.00	11.00	34.36
C	21	04/14/89	7.00	10.00	15.60	C	21	07/18/89	3.00	11.00	33.15
C	21	04/15/89	7.00	12.00	14.92	C	21	07/19/89	2.00	7.00	47.57
C	21	04/16/89	5.00	13.00	17.81	C	21	07/20/89	2.00	.	50.86
C	21	04/17/89	5.00	15.00	20.62	C	21	07/21/89	2.00	3.00	77.84
C	21	04/18/89	5.00	13.00	20.28	C	21	07/22/89	1.00	2.00	94.75
C	21	04/19/89	4.00	9.00	19.69	C	21	07/23/89	1.00	3.00	124.39
C	21	04/20/89	5.00	11.00	19.00	C	21	07/24/89	2.00	3.00	159.80
C	21	04/21/89	5.00	16.00	16.58	C	21	07/25/89	2.00	3.00	128.41
C	21	04/22/89	8.00	13.00	15.95	C	21	07/26/89	3.00	2.00	108.36
C	21	04/23/89	9.00	13.00	15.70	C	21	07/27/89	2.00	8.00	92.45
C	21	04/24/89	6.00	12.00	14.41	C	21	07/28/89	3.00	3.00	63.14
C	21	04/25/89	5.00	14.00	13.78	C	21	07/29/89	2.00	3.00	62.14
C	21	04/26/89	5.00	13.00	12.56	C	21	07/30/89	3.00	3.00	52.11
C	21	04/27/89	5.00	11.00	12.77	C	21	07/31/89	3.00	5.00	44.46
C	21	04/28/89	4.00	16.00	10.69	C	21	08/01/89	2.00	6.00	42.55
C	21	04/29/89	6.00	16.00	12.08	C	21	08/02/89	3.00	5.00	41.60
C	21	04/30/89	6.00	9.00	10.48	C	21	08/03/89	3.00	6.00	37.86
C	21	05/01/89	9.00	10.00	10.49	C	21	08/04/89	4.00	6.00	37.33
C	21	05/02/89	7.00	11.00	11.74	C	21	08/05/89	5.00	2.00	10.01
C	21	05/03/89	5.00	15.00	11.60	C	21	08/06/89	3.00	5.00	10.01
C	21	05/04/89	10.00	16.00	11.50	C	21	08/07/89	5.00	1.00	9.08
C	21	05/05/89	8.00	15.00	10.87	C	21	08/08/89	2.00	4.00	8.10
C	21	05/06/89	7.00	18.00	10.63	C	21	08/09/89	2.00		16.28
C	21	05/07/89	9.00	15.00	10.54	C	21	08/10/89	3.00	6.00	8.64
C	21	05/08/89	7.00	19.00	10.53	C	21	08/11/89	11.00	12.00	19.30
C	21	05/09/89	8.00	17.00	10.10	C	21	08/12/89	10.00	13.00	29.01
C	21	05/10/89	7.00	19.00	10.79	C	21	08/13/89	10.00	13.00	28.27
C	21	05/11/89	6.00	16.00	45.40	C	21	08/14/89	11.00	15.00	27.96
C	21	05/12/89	4.00	4.00	62.60	C	21	08/15/89	10.00	19.00	32.09
C	21	05/13/89	4.00	3.00	72.01	C	21	08/16/89	7.00	15.00	25.65
C	21	05/14/89	4.00	3.00	40.43	C	21	08/17/89	7.00	13.00	23.41
C	21	05/15/89	3.00	9.00	37.03	C	21	08/18/89	5.00	6.00	24.23
C	21	05/16/89	5.00	7.00	35.20	C	21	08/19/89	6.00	8.00	23.24
C	21	05/17/89	8.00	14.00	25.42	C	21	08/20/89	7.00	18.00	19.92
C	21	05/18/89	4.00	12.00	28.40	C	21	08/21/89	6.00	9.00	18.91
C	21	05/19/89	6.00	17.00	20.54	C	21	08/22/89	7.00	5.00	15.48
C	21	05/20/89	5.00	13.00	21.49	C	21	08/23/89	8.00	4.00	9.50
C	21	05/21/89	5.00	11.00	17.52	C	21	08/24/89		12.00	5.29
C	21	05/22/89	6.00	13.00	17.85	C	21	08/25/89	7.00	3.00	1.55
C	21	05/23/89	4.00	22.00	17.71	C	21	08/26/89	8.00	4.00	3.98
C	21	05/24/89	6.00	18.00	16.75	C	21	08/27/89	5.00	6.00	7.93
C	21	05/25/89	5.00	17.00	21.52	C	21	08/28/89	6.00	5.00	8.89
C	21	05/26/89	6.00	7.00	19.00	C	21	08/29/89	7.00	14.00	17.63
C	21	05/27/89	3.00	7.00	14.48	C	21	08/30/89	8.00	14.00	19.50
C	21	05/28/89	6.00	5.00	14.34	C	21	08/31/89	9.00	15.00	19.34
C	21	05/29/89	4.00	8.00	11.64	C	21	09/01/89	11.00	8.00	23.73
C	21	05/30/89	6.00	8.00	11.02	C	21	09/02/89	4.00	10.00	34.45
C	21	05/31/89	6.00	27.00	2.00	C	21	09/03/89	4.00	7.00	31.39
C	21	06/01/89			0.21	C	21	09/04/89	4.00	4.00	28.63
C	21	06/02/89	.		0.19	C	21	09/05/89	5.00	4.00	30.34
C	21	06/03/89	4.00	16.00	2.26	C	21	09/06/89	5.00	2.00	26.71
C	21	06/04/89	14.00	35.00	6.82	C	21	09/07/89	5.00	4.00	22.95
C	21	06/05/89	20.00	22.00	7.74	C	21	09/08/89	4.00	6.00	20.90
C	21	06/06/89	7.00	30.00	11.54	C	21	09/09/89	5.00	5.00	21.28
C	21	06/07/89	12.00	30.00	13.21	C	21	09/10/89	6.00	11.00	19.09
C	21	06/08/89	8.00	25.00	9.40	C	21	09/11/89	4.00	5.00	17.21
C	21	06/09/89	7.00	43.00	10.77	C	21	09/12/89	8.00	7.00	16.11

Listing A - 2

Raw Data Listing of Daily BOD, TSS, and Flow Data
Used in Calculations of Variability Factors

Proposed Subpart	Mill	Sampling Date	BOD Conc (mg/l)	TSS Conc (mg/l)	Flow (mgd)
C	21	09/13/89	5.00	10.00	14.84
C	21	09/14/89	5.00	9.00	14.01
C	21	09/15/89	5.00	5.00	13.26
C	21	09/16/89	7.00	8.00	12.49
C	21	09/17/89	8.00	5.00	11.12
C	21	09/18/89	9.00	3.00	12.31
C	21	09/19/89	13.00	5.00	9.96
C	21	09/20/89	8.00	6.00	11.14
C	21	09/21/89	8.00	6.00	9.26
C	21	09/22/89	10.00	11.00	7.75
C	21	09/23/89	9.00	10.00	8.50
C	21	09/24/89	8.00	9.00	8.29
C	21	09/25/89	6.00	10.00	8.95
C	21	09/26/89	12.00	16.00	8.38
C	21	09/27/89	9.00	10.00	9.16
C	21	09/28/89	6.00	13.00	10.42
C	21	09/29/89	5.00	5.00	11.47
C	21	09/30/89	8.00	6.00	11.41
C	21	10/01/89	6.00	7.00	12.72
C	21	10/02/89	8.00	6.00	14.16
C	21	10/03/89	8.00	7.00	13.75
C	21	10/04/89	8.00	8.00	14.52
C	21	10/05/89	6.00	5.00	12.39
C	21	10/06/89	6.00	9.00	13.51
C	21	10/07/89	10.00	6.00	12.48
C	21	10/08/89	10.00	8.00	12.71
C	21	10/09/89	11.00	10.00	12.01
C	21	10/10/89	8.00	13.00	11.92
C	21	10/11/89	9.00	13.00	11.13
C	21	10/12/89	2.00	.	11.19
C	21	10/13/89	7.00	11.00	11.00
C	21	10/14/89	9.00	12.00	10.99
C	21	10/15/89	10.00	8.00	10.87
C	21	10/16/89	12.00	15.00	9.95
C	21	10/17/89	14.00	18.00	10.92
C	21	10/18/89	.	5.00	12.35
C	21	10/19/89	11.00	6.00	11.95
C	21	10/20/89	16.00	13.00	12.70
C	21	10/21/89	10.00	11.00	11.49
C	21	10/22/89	11.00	14.00	10.30
C	21	10/23/89	11.00	8.00	11.53
C	21	10/24/89	12.00	19.00	10.25
C	21	10/25/89	9.00	8.00	10.01
C	21	10/26/89	11.00	14.00	9.71
C	21	10/27/89	19.00	15.00	9.54
C	21	10/28/89	11.00	8.00	9.37
C	21	10/29/89	10.00	9.00	9.06
C	21	10/30/89	12.00	14.00	9.81
C	21	10/31/89	13.00	7.00	9.21
C	21	11/01/89	12.00	4.00	9.01
C	21	11/02/89	14.00	4.00	9.95
C	21	11/03/89	18.00	13.00	8.56
C	21	11/04/89	13.00	11.00	9.02
C	21	11/05/89	12.00	10.00	7.81
C	21	11/06/89	12.00	10.00	7.62
C	21	11/07/89	10.00	11.00	6.31
C	21	11/08/89	14.00	13.00	6.88
C	21	11/09/89	10.00	7.00	7.32
C	21	11/10/89	11.00	4.00	9.52
C	21	11/11/89	8.00	7.00	9.34
C	21	11/12/89	5.00	3.00	8.70
C	21	11/13/89	4.00	6.00	8.89
C	21	11/14/89	7.00	7.00	7.61
C	21	11/15/89	7.00	6.00	7.74
C	21	11/16/89	9.00	7.00	7.63
C	21	11/17/89	10.00	6.00	6.99
C	21	11/18/89	.	9.00	6.78
C	21	11/19/89	14.00	10.00	6.94
C	21	11/20/89	11.00	9.00	5.97
C	21	11/21/89	10.00	8.00	10.00
C	21	11/22/89	.	10.00	11.87
C	21	11/23/89	11.00	9.00	10.86
C	21	11/24/89	8.00	3.00	11.16
C	21	11/25/89	10.00	4.00	11.11
C	21	11/26/89	11.00	10.00	10.07
C	21	11/27/89	15.00	12.00	10.90
C	21	11/28/89	11.00	8.00	10.80
C	21	11/29/89	13.00	6.00	10.94
C	21	11/30/89	18.00	9.00	10.38
C	21	12/01/89	13.00	8.00	11.17
C	21	12/02/89	11.00	9.00	11.53
C	21	12/03/89	12.00	9.00	13.38
C	21	12/04/89	16.00	14.00	13.52
C	21	12/05/89	14.00	14.00	15.95
C	21	12/06/89	25.00	15.00	11.66
C	21	12/07/89	13.00	9.00	12.26
C	21	12/08/89	12.00	10.00	14.27
C	21	12/09/89	7.00	8.00	37.00
C	21	12/10/89	5.00	2.00	36.51
C	21	12/11/89	6.00	6.00	35.11
C	21	12/12/89	5.00	5.00	30.85
C	21	12/13/89	5.00	6.00	32.08
C	21	12/14/89	5.00	7.00	31.45
C	21	12/15/89	9.00	10.00	32.51
C	21	12/16/89	9.00	7.00	34.03
C	21	12/17/89	9.00	6.00	33.19
C	21	12/18/89	9.00	7.00	29.03
C	21	12/19/89	9.00	6.00	33.57
C	21	12/20/89	9.00	6.00	46.00
C	21	12/21/89	11.00	2.00	40.71
C	21	12/22/89	11.00	6.00	56.23
C	21	12/23/89	10.00	3.00	53.09
C	21	12/24/89	16.00	5.00	51.11
C	21	12/25/89	23.00	8.00	44.52
C	21	12/26/89	27.00	9.00	43.28
C	21	12/27/89	21.00	11.00	38.50
C	21	12/28/89	48.00		36.09
C	21	12/29/89	20.00	12.00	34.75
C	21	12/30/89	18.00	14.00	37.54
C	21	12/31/89	20.00	12.00	36.31
C	22	01/01/89	16.00	86.00	9.50
C	22	01/02/89	14.00	13.00	9.40
C	22	01/03/89	18.00	30.00	9.40
C	22	01/04/89	14.00	58.00	9.50
C	22	01/05/89	19.00	44.00	9.50
C	22	01/06/89	23.00	61.00	9.64
C	22	01/07/89	29.00	42.00	8.90
C	22	01/08/89	30.00	33.00	9.47
C	22	01/09/89	26.00	74.00	10.80
C	22	01/10/89	25.00	37.00	7.05
C	22	01/11/89	35.00	40.00	9.55
C	22	01/12/89	22.00	43.00	9.10
C	22	01/13/89	12.00	56.00	10.03
C	22	01/14/89	16.00	50.00	9.19
C	22	01/15/89	26.00	26.00	8.78
C	22	01/16/89	27.00	14.00	9.50
C	22	01/17/89	30.00	114.00	9.00
C	22	01/18/89	41.00	32.00	8.90
C	22	01/19/89	43.00	16.00	10.50
C	22	01/20/89	34.00	76.00	9.36
C	22	01/21/89	27.00	104.00	9.68
C	22	01/22/89	27.00	42.00	9.07
C	22	01/23/89	28.00	81.00	9.60
C	22	01/24/89	17.00	42.00	9.30
C	22	01/25/89	26.00	128.00	8.50
C	22	01/26/89	29.00	128.00	8.60
C	22	01/27/89	17.00	60.00	8.69
C	22	01/28/89	25.00	93.00	8.77
C	22	01/29/89	30.00	136.00	8.34
C	22	01/30/89	20.00	60.00	9.10
C	22	01/31/89	13.00	58.00	8.90
C	22	02/01/89	27.00	79.00	9.20
C	22	02/02/89	26.00	74.00	7.50
C	22	02/03/89	44.00	94.00	14.00
C	22	02/04/89	89.00	64.00	13.70
C	22	02/05/89	68.00	96.00	10.50
C	22	02/06/89	66.00	99.00	6.86
C	22	02/07/89	78.00	214.00	11.30
C	22	02/08/89	78.00	84.00	9.00
C	22	02/09/89	116.00	186.00	9.00
C	22	02/10/89	51.00	115.00	8.51
C	22	02/11/89	30.00	96.00	8.81
C	22	02/12/89	32.00	142.00	8.27
C	22	02/13/89	20.00	115.00	8.69
C	22	02/14/89	52.00	105.00	9.25
C	22	02/15/89	19.00	94.00	7.96
C	22	02/16/89	12.00	78.00	9.64
C	22	02/17/89	26.00	106.00	9.96
C	22	02/18/89	12.00	120.00	6.89
C	22	02/19/89	30.00	50.00	6.69
C	22	02/20/89	26.00	68.00	7.39
C	22	02/21/89	16.00	28.00	9.56
C	22	02/22/89	29.00	88.00	9.50
C	22	02/23/89	28.00	84.00	8.50
C	22	02/24/89	15.00	114.00	8.12
C	22	02/25/89	25.00	110.00	8.25
C	22	02/26/89	34.00	72.00	7.92
C	22	02/27/89	39.00	200.00	8.80
C	22	02/28/89	35.00	60.00	7.80
C	22	03/01/89	87.00	74.00	6.20
C	22	03/02/89	222.00	88.00	4.50
C	22	03/03/89	192.00	76.00	2.10
C	22	03/04/89	180.00	92.00	2.29
C	22	03/05/89	122.00	60.00	2.11
C	22	03/06/89	140.00	114.00	2.60
C	22	03/07/89	114.00	94.00	3.44
C	22	03/08/89	105.00	136.00	4.97
C	22	03/09/89	80.00	182.00	2.25
C	22	03/10/89	83.00	348.00	2.18
C	22	03/11/89	48.00	146.00	3.18
C	22	03/12/89	38.00	148.00	3.53
C	22	03/13/89	28.00	210.00	4.09
C	22	03/14/89	33.00	172.00	5.64
C	22	03/15/89	41.00	118.00	5.80
C	22	03/16/89	58.00	96.00	5.33
C	22	03/17/89	168.00	84.00	7.31
C	22	03/18/89	480.00	218.00	10.56
C	22	03/19/89	402.00	184.00	7.72
C	22	03/20/89	294.00	152.00	10.80
C	22	03/21/89	189.00	104.00	10.50

Listing A 2

Raw Data Listing of Daily BOD, TSS, and Flow Data
Used in Calculations of Variabililty Factors

Proposed Subpart	Mill	Sampling Date	BOD Conc (mg/l)	TSS Conc (mg/l)	Flow (mgd)	Proposed Subpart	Mill	Sampling Date	BOD Conc (mg/l)	TSS Conc (mg/l)	Flow (mgd)
C	22	03/22/89	129.00	224.00	10.80	C	22	06/25/89	12.00	96.00	10.45
C	22	03/23/89	93.00	87.00	9.75	C	22	06/26/89	20.00	81.00	10.25
C	22	03/24/89	59.00	80.00	9.95	C	22	06/27/89	14.00	112.00	13.70
C	22	03/25/89	49.00	128.00	9.39	C	22	06/28/89	16.00	28.00	10.00
C	22	03/26/89	38.00	52.00	8.70	C	22	06/29/89	14.00	16.00	10.40
C	22	03/27/89	38.00	36.00	8.30	C	22	06/30/89	11.00	31.00	9.86
C	22	03/28/89	25.00	200.00	11.25	C	22	07/01/89	17.00	90.00	10.41
C	22	03/29/89	21.00	62.00	6.70	C	22	07/02/89	11.00	33.00	10.03
C	22	03/30/89	17.00	94.00	8.79	C	22	07/03/89	15.00	32.00	10.10
C	22	03/31/89	19.00	76.00	10.33	C	22	07/04/89	7.00	39.00	10.20
C	22	04/01/89	22.00	96.00	10.81	C	22	07/05/89	6.00	25.00	8.90
C	22	04/02/89	14.00	88.00	9.10	C	22	07/06/89	7.00	40.00	11.00
C	22	04/03/89	19.00	76.00	9.00	C	22	07/07/89	8.00	76.00	11.40
C	22	04/04/89	27.00	84.00	9.20	C	22	07/08/89	22.00	64.00	10.50
C	22	04/05/89	17.00	78.00	8.90	C	22	07/09/89	20.00	76.00	9.13
C	22	04/06/89	18.00	49.00	10.00	C	22	07/10/89	17.00	58.00	10.20
C	22	04/07/89	20.00	69.00	12.20	C	22	07/11/89	21.00	72.00	10.10
C	22	04/08/89	15.00	55.00	10.08	C	22	07/12/89	14.00	84.00	10.30
C	22	04/09/89	17.00	50.00	10.59	C	22	07/13/89	15.00	88.00	10.10
C	22	04/10/89	17.00	123.00	10.10	C	22	07/14/89	17.00	60.00	10.10
C	22	04/11/89	18.00	112.00	9.50	C	22	07/15/89	21.00	44.00	9.93
C	22	04/12/89	23.00	93.00	9.10	C	22	07/16/89	10.00	36.00	9.43
C	22	04/13/89	52.00	61.00	9.60	C	22	07/17/89	10.00	74.00	10.00
C	22	04/14/89	50.00	122.00	9.60	C	22	07/18/89	16.00	64.00	10.50
C	22	04/15/89	43.00	68.00	9.30	C	22	07/19/89	7.00	43.00	9.60
C	22	04/16/89	36.00	67.00	9.20	C	22	07/20/89	10.00	28.00	9.50
C	22	04/17/89	30.00	57.00	9.20	C	22	07/21/89	4.00	67.00	10.00
C	22	04/18/89	26.00	9.00	10.00	C	22	07/22/89	9.00	52.00	9.63
C	22	04/19/89	44.00	77.00	10.10	C	22	07/23/89	8.00	24.00	9.13
C	22	04/20/89	60.00	92.00	9.70	C	22	07/24/89	7.00	52.00	9.33
C	22	04/21/89	58.00	81.00	10.10	C	22	07/25/89	15.00	40.00	9.32
C	22	04/22/89	52.00	62.00	9.47	C	22	07/26/89	12.00	40.00	9.35
C	22	04/23/89	49.00	53.00	9.42	C	22	07/27/89	18.00	42.00	9.20
C	22	04/24/89	66.00	47.00	9.60	C	22	07/28/89	20.00	76.00	9.50
C	22	04/25/89	68.00	98.00	9.50	C	22	07/29/89	19.00	23.00	9.50
C	22	04/26/89	59.00	78.00	9.40	C	22	07/30/89	9.00	23.00	9.50
C	22	04/27/89	59.00	68.00	9.50	C	22	07/31/89	15.00	65.00	9.60
C	22	04/28/89	56.00	94.00	9.77	C	22	08/01/89	12.00	52.00	10.00
C	22	04/29/89	61.00	98.00	10.05	C	22	08/02/89	15.00	29.00	9.80
C	22	04/30/89	66.00	49.00	8.64	C	22	08/03/89	13.00	46.00	8.20
C	22	05/01/89	81.00	89.00	9.39	C	22	08/04/89	21.00	46.00	10.50
C	22	05/02/89	48.00	136.00	9.49	C	22	08/05/89	15.00	40.00	10.45
C	22	05/03/89	40.00	68.00	10.06	C	22	08/06/89	14.00	80.00	8.65
C	22	05/04/89	33.00	42.00	5.94	C	22	08/07/89	17.00	63.00	10.10
C	22	05/05/89	45.00	80.00	7.59	C	22	08/08/89	18.00	65.00	9.60
C	22	05/06/89	34.00	64.00	9.20	C	22	08/09/89	21.00	22.00	10.00
C	22	05/07/89	42.00	166.00	8.93	C	22	08/10/89	21.00	69.00	10.10
C	22	05/08/89	46.00	166.00	9.71	C	22	08/11/89	29.00	108.00	10.00
C	22	05/09/89	27.00	78.00	9.70	C	22	08/12/89	29.00	70.00	9.97
C	22	05/10/89	15.00	31.00	9.68	C	22	08/13/89	18.00	62.00	10.80
C	22	05/11/89	15.00	80.00	9.46	C	22	08/14/89	13.00	44.00	10.90
C	22	05/12/89	11.00	87.00	9.55	C	22	08/15/89	15.00	60.00	12.10
C	22	05/13/89	8.00	67.00	9.45	C	22	08/16/89	12.00	26.00	9.84
C	22	05/14/89	10.00	72.00	8.95	C	22	08/17/89	12.00	68.00	10.11
C	22	05/15/89	7.00	40.00	11.93	C	22	08/18/89	12.00	40.00	9.79
C	22	05/16/89	14.00	66.00	11.93	C	22	08/19/89	16.00	60.00	10.08
C	22	05/17/89	19.00		9.50	C	22	08/20/89	15.00	24.00	10.26
C	22	05/18/89	26.00	64.00	9.60	C	22	08/21/89	16.00	43.00	10.08
C	22	05/19/89	28.00	60.00	10.57	C	22	08/22/89	17.00	32.00	10.35
C	22	05/20/89	26.00	72.00	9.41	C	22	08/23/89	14.00	28.00	10.18
C	22	05/21/89	39.00	110.00	8.13	C	22	08/24/89	12.00	57.00	7.14
C	22	05/22/89	25.00	62.00	9.60	C	22	08/25/89	10.00	49.00	10.37
C	22	05/23/89	20.00	38.00	9.90	C	22	08/26/89	8.00	39.00	9.72
C	22	05/24/89	17.00	23.00	9.40	C	22	08/27/89	11.00	34.00	9.30
C	22	05/25/89	20.00	84.00	9.52	C	22	08/28/89	10.00	96.00	9.55
C	22	05/26/89	11.00	52.00	9.54	C	22	08/29/89	9.00	28.00	9.66
C	22	05/27/89	12.00	33.00	8.56	C	22	08/30/89	6.00	24.00	10.26
C	22	05/28/89	12.00	42.00	9.35	C	22	08/31/89	7.00	23.00	10.37
C	22	05/29/89	16.00	112.00	9.06	C	22	09/01/89	9.00	29.00	6.78
C	22	05/30/89	20.00	96.00	9.40	C	22	09/02/89	9.00	18.00	10.01
C	22	05/31/89	26.00	220.00	7.80	C	22	09/03/89	8.00	43.00	9.94
C	22	06/01/89	60.00	96.00	10.47	C	22	09/04/89	11.00	72.00	10.45
C	22	06/02/89	71.00	229.00	9.93	C	22	09/05/89	14.00	94.00	10.31
C	22	06/03/89	102.00	229.00	9.90	C	22	09/06/89	9.00	33.00	10.18
C	22	06/04/89	35.00	200.00	9.20	C	22	09/07/89	10.00	36.00	10.07
C	22	06/05/89	31.00	102.00	9.40	C	22	09/08/89	11.00	33.00	10.28
C	22	06/06/89	46.00	168.00	9.03	C	22	09/09/89	11.00	33.00	9.91
C	22	06/07/89	38.00	198.00	10.10	C	22	09/10/89	14.00	35.00	9.79
C	22	06/08/89	27.00	215.00	9.80	C	22	09/11/89	10.00	27.00	10.08
C	22	06/09/89	22.00	183.00	10.00	C	22	09/12/89	10.00	30.00	9.75
C	22	06/10/89	18.00	177.00	9.10	C	22	09/13/89	9.00	30.00	9.81
C	22	06/11/89	22.00	120.00	9.03	C	22	09/14/89	7.00	23.00	9.89
C	22	06/12/89	19.00	92.00	9.40	C	22	09/15/89	7.00	44.00	10.17
C	22	06/13/89	19.00	102.00	10.90	C	22	09/16/89	14.00	28.00	9.56
C	22	06/14/89	20.00	60.00	10.40	C	22	09/17/89	14.00	30.00	9.34
C	22	06/15/89	15.00	84.00	9.80	C	22	09/18/89	8.00	30.00	9.90
C	22	06/16/89	14.00	152.00	9.92	C	22	09/19/89	9.00	32.00	8.60
C	22	06/17/89	12.00	104.00	9.82	C	22	09/20/89	114.00	26.00	7.90
C	22	06/18/89	12.00	128.00	9.89	C	22	09/21/89	24.00	66.00	5.95
C	22	06/19/89	13.00	47.00	9.88	C	22	09/22/89	36.00	82.00	8.02
C	22	06/20/89	13.00	112.00	10.06	C	22	09/23/89	38.00	86.00	8.64
C	22	06/21/89	22.00	96.00	10.14	C	22	09/24/89	25.00	138.00	10.10
C	22	06/22/89	22.00	120.00	9.50	C	22	09/25/89	20.00	83.00	9.60
C	22	06/23/89	27.00	68.00	9.70	C	22	09/26/89	17.00	72.00	9.78
C	22	06/24/89	16.00	68.00	9.90	C	22	09/27/89	16.00	84.00	9.53

Listing A 2

Raw Data Listing of Daily BOD, TSS, and Flow Data
Used in Calculations of Variability Factors

Proposed Subpart	Mill	Sampling Date	BOD Conc (mg/l)	TSS Conc (mg/l)	Flow (mgd)
C	22	09/28/89	25.00	144.00	10.60
C	22	09/29/89	17.00	80.00	11.72
C	22	09/30/89	12.00	87.00	11.92
C	22	10/01/89	17.00	67.00	9.76
C	22	10/02/89	13.00	22.00	9.90
C	22	10/03/89	14.00	73.00	10.00
C	22	10/04/89	25.00	58.00	10.10
C	22	10/05/89	15.00	42.00	10.30
C	22	10/06/89	14.00	42.00	9.60
C	22	10/07/89	15.00	39.00	9.20
C	22	10/08/89	9.00	28.00	9.50
C	22	10/09/89	6.00	64.00	9.70
C	22	10/10/89	7.00	57.00	7.20
C	22	10/11/89	21.00	56.00	9.40
C	22	10/12/89	17.00	63.00	8.90
C	22	10/13/89	11.00	41.00	9.50
C	22	10/14/89	17.00	50.00	9.32
C	22	10/15/89	18.00	64.00	9.22
C	22	10/16/89	15.00	70.00	9.80
C	22	10/17/89	13.00	62.00	9.80
C	22	10/18/89	8.00	42.00	9.70
C	22	10/19/89	9.00	64.00	9.60
C	22	10/20/89	11.00	35.00	10.71
C	22	10/21/89	11.00	24.00	9.73
C	22	10/22/89	9.00	28.00	9.10
C	22	10/23/89	7.00	50.00	9.50
C	22	10/24/89	6.00	28.00	9.40
C	22	10/25/89	10.00	42.00	9.40
C	22	10/26/89	13.00	52.00	9.90
C	22	10/27/89	17.00	80.00	10.60
C	22	10/28/89	14.00	66.00	9.86
C	22	10/29/89	9.00	52.00	9.04
C	22	10/30/89	12.00	42.00	9.30
C	22	10/31/89	15.00	40.00	9.50
C	22	11/01/89	31.00	52.00	6.70
C	22	11/02/89	14.00	50.00	8.04
C	22	11/03/89	22.00	36.00	9.30
C	22	11/04/89	11.00	89.00	9.50
C	22	11/05/89	22.00	99.00	9.00
C	22	11/06/89	18.00	56.00	9.30
C	22	11/07/89	11.00	72.00	9.70
C	22	11/08/89	11.00	53.00	9.60
C	22	11/09/89	7.00	34.00	9.30
C	22	11/10/89	10.00	80.00	9.60
C	22	11/11/89	8.00	69.00	8.80
C	22	11/12/89	7.00	21.00	10.00
C	22	11/13/89	16.00	80.00	9.70
C	22	11/14/89	8.00	40.00	9.20
C	22	11/15/89	9.00	43.00	9.09
C	22	11/16/89	7.00	20.00	12.36
C	22	11/17/89	13.00	19.00	9.45
C	22	11/18/89	12.00	33.00	9.37
C	22	11/19/89	13.00	48.00	9.18
C	22	11/20/89	11.00	89.00	9.21
C	22	11/21/89	16.00	64.00	9.30
C	22	11/22/89	10.00	20.00	10.20
C	22	11/23/89	9.00	31.00	9.90
C	22	11/24/89	9.00	132.00	9.60
C	22	11/25/89	13.00	46.00	10.90
C	22	11/26/89	10.00	28.00	9.30
C	22	11/27/89	10.00	28.00	9.70
C	22	11/28/89	12.00	66.00	10.00
C	22	11/29/89	.	36.00	10.30
C	22	11/30/89	.	42.00	9.80
C	22	12/01/89	8.00	64.00	9.30
C	22	12/02/89	10.00	34.00	10.10
C	22	12/03/89	7.00	130.00	10.10
C	22	12/04/89	7.00	28.00	10.40
C	22	12/05/89	10.00	21.00	10.10
C	22	12/06/89	9.00	39.00	10.10
C	22	12/07/89	9.00	19.00	10.20
C	22	12/08/89	8.00	40.00	10.90
C	22	12/09/89	8.00	25.00	10.20
C	22	12/10/89	16.00	39.00	9.80
C	22	12/11/89	8.00	21.00	9.90
C	22	12/12/89	24.00	44.00	9.50
C	22	12/13/89	17.00	39.00	10.30
C	22	12/14/89	14.00	17.00	10.00
C	22	12/15/89	14.00	24.00	9.70
C	22	12/16/89	19.00	27.00	9.60
C	22	12/17/89	23.00	52.00	10.20
C	22	12/18/89	22.00	52.00	7.46
C	22	12/19/89	24.00	56.00	10.00
C	22	12/20/89	29.00	39.00	9.20
C	22	12/21/89	25.00	32.00	9.02
C	22	12/22/89	24.00	58.00	10.00
C	22	12/23/89	28.00	87.00	9.83
C	22	12/24/89	30.00	62.00	9.56
C	22	12/25/89	28.00	54.00	9.53
C	22	12/26/89	22.00	64.00	9.20
C	22	12/27/89	21.00	60.00	9.50
C	22	12/28/89	18.00	36.00	10.72
C	22	12/29/89	16.00	44.00	10.40
C	22	12/30/89	12.00	44.00	8.90
C	22	12/31/89	14.00	22.00	9.20

Proposed Subpart	Mill	Sampling Date	BOD Conc (mg/l)	TSS Conc (mg/l)	Flow (mgd)
C	23	01/01/89	53.00	54.00	25.00
C	23	01/02/89	52.00	57.00	25.00
C	23	01/03/89	50.00	51.00	25.00
C	23	01/04/89	48.00	54.00	25.00
C	23	01/05/89	48.00	54.00	25.00
C	23	01/06/89	42.00	40.00	25.00
C	23	01/07/89	42.00	43.00	28.20
C	23	01/08/89	37.00	48.00	30.00
C	23	01/09/89	39.00	52.00	30.00
C	23	01/10/89	42.00	49.00	30.00
C	23	01/11/89	38.00	38.00	30.00
C	23	01/12/89	41.00	50.00	29.30
C	23	01/13/89	39.00	28.00	26.80
C	23	01/14/89	43.00	44.00	23.70
C	23	01/15/89	39.00	49.00	23.60
C	23	01/16/89	41.00	39.00	24.50
C	23	01/17/89	42.00	48.00	26.00
C	23	01/18/89	40.00	45.00	28.70
C	23	01/19/89	39.00	53.00	31.60
C	23	01/20/89	41.00	50.00	34.60
C	23	01/21/89	35.00	43.00	36.80
C	23	01/22/89	39.00	46.00	37.70
C	23	01/23/89	36.00	48.00	25.00
C	23	01/24/89	35.00	46.00	14.70
C	23	01/25/89	36.00	38.00	15.00
C	23	01/26/89	34.00	43.00	15.00
C	23	01/27/89	30.00	35.00	15.00
C	23	01/28/89	32.00	41.00	15.00
C	23	01/29/89	33.00	43.00	15.00
C	23	01/30/89	33.00	39.00	15.00
C	23	01/31/89	36.00	58.00	15.00
C	23	02/01/89	31.00	25.00	44.00
C	23	02/02/89	29.00	44.00	44.00
C	23	02/03/89	26.00	35.00	43.00
C	23	02/04/89	27.00	41.00	43.00
C	23	02/05/89	27.00	46.00	40.00
C	23	02/06/89	29.00	43.00	39.00
C	23	02/07/89	28.00	35.00	42.00
C	23	02/08/89	25.00	43.00	42.00
C	23	02/09/89	25.00	34.00	42.00
C	23	02/10/89	24.00	30.00	41.40
C	23	02/11/89	22.00	38.00	41.60
C	23	02/12/89	29.00	30.00	41.60
C	23	02/13/89	28.00	42.00	42.00
C	23	02/14/89	25.00	38.00	41.10
C	23	02/15/89	24.00	43.00	40.00
C	23	02/16/89	24.00	38.00	40.00
C	23	02/17/89	22.00	26.00	40.00
C	23	02/18/89	28.00	50.00	40.00
C	23	02/19/89	24.00	56.00	39.40
C	23	02/20/89	25.00	39.00	35.20
C	23	02/21/89	28.00	34.00	30.30
C	23	02/22/89	27.00	36.00	28.20
C	23	02/23/89	27.00	38.00	27.00
C	23	02/24/89	26.00	35.00	27.50
C	23	02/25/89	25.00	37.00	28.80
C	23	02/26/89	26.00	38.00	30.00
C	23	02/27/89	28.00	32.00	30.50
C	23	02/28/89	25.00	42.00	32.00
C	23	03/01/89	29.00	39.00	22.80
C	23	03/02/89	30.00	42.00	27.50
C	23	03/03/89	30.00	30.00	28.60
C	23	03/04/89	28.00	26.00	31.30
C	23	03/05/89	30.00	50.00	30.00
C	23	03/06/89	31.00	50.00	26.20
C	23	03/07/89	32.00	54.00	25.10
C	23	03/08/89	34.00	58.00	25.40
C	23	03/09/89	34.00	50.00	25.60
C	23	03/10/89	29.00	38.00	28.10
C	23	03/11/89	30.00	51.00	31.00
C	23	03/12/89	35.00	52.00	33.00
C	23	03/13/89	36.00	57.00	34.90
C	23	03/14/89	37.00	56.00	37.00
C	23	03/15/89	36.00	60.00	38.20
C	23	03/16/89	37.00	58.00	39.70
C	23	03/17/89	36.00	50.00	40.00
C	23	03/18/89	36.00	54.00	41.00
C	23	03/19/89	35.00	60.00	38.40
C	23	03/20/89	34.00	52.00	42.00
C	23	03/21/89	36.00	49.00	40.50
C	23	03/22/89	36.00	51.00	41.00
C	23	03/23/89	27.00	41.00	41.00
C	23	03/24/89	31.00	45.00	41.00
C	23	03/25/89	29.00	50.00	41.00
C	23	03/26/89	33.00	57.00	41.00
C	23	03/27/89	36.00	57.00	40.00
C	23	03/28/89	33.00	57.00	21.10
C	23	03/29/89	32.00	50.00	.
C	23	03/30/89	29.00	50.00	.
C	23	03/31/89	26.00	39.00	.
C	23	04/01/89	26.00	42.00	29.70
C	23	04/02/89	28.00	46.00	42.00
C	23	04/03/89	31.00	52.00	42.00
C	23	04/04/89	28.00	44.00	30.70
C	23	04/05/89	27.00	44.00	39.50

Listing A 2

Raw Data Listing of Daily BOD, TSS, and Flow Data
Used in Calculations of Variabililty Factors

Proposed Subpart	Mill	Sampling Date	BOD Conc (mg/l)	TSS Conc (mg/l)	Flow (mgd)	Proposed Subpart	Mill	Sampling Date	BOD Conc (mg/l)	TSS Conc (mg/l)	Flow (mgd)
C	23	04/06/89	30.00	48.00	39.00	C	23	07/10/89	48.00	45.00	30.20
C	23	04/07/89	25.00	33.00	38.00	C	23	07/11/89	53.00	43.00	29.90
C	23	04/08/89	24.00	36.00	36.00	C	23	07/12/89	47.00	28.00	29.90
C	23	04/09/89	21.00	42.00	36.00	C	23	07/13/89	29.00	40.00	30.00
C	23	04/10/89	29.00	50.00	36.00	C	23	07/14/89	22.00	26.00	30.00
C	23	04/11/89	26.00	42.00	36.00	C	23	07/15/89	21.00	26.00	33.00
C	23	04/12/89	25.00	39.00	36.00	C	23	07/16/89	34.00	38.00	33.00
C	23	04/13/89	24.00	38.00	38.00	C	23	07/17/89	32.00	56.00	35.00
C	23	04/14/89	22.00	32.00	39.00	C	23	07/18/89	42.00	44.00	34.00
C	23	04/15/89	24.00	48.00	39.00	C	23	07/19/89	27.00	41.00	34.00
C	23	04/16/89	31.00	55.00	35.40	C	23	07/20/89	29.00	41.00	34.00
C	23	04/17/89	28.00	45.00	32.50	C	23	07/21/89	22.00	25.00	34.00
C	23	04/18/89	27.00	51.00	32.50	C	23	07/22/89	30.00	28.00	35.00
C	23	04/19/89	26.00	45.00	33.20	C	23	07/23/89	28.00	44.00	29.50
C	23	04/20/89	26.00	44.00	37.40	C	23	07/24/89	28.00	38.00	36.00
C	23	04/21/89	23.00	30.00	34.50	C	23	07/25/89	33.00	47.00	36.00
C	23	04/22/89	24.00	34.00	27.10	C	23	07/26/89	26.00	37.00	35.00
C	23	04/23/89	20.00	43.00	20.30	C	23	07/27/89	24.00	38.00	26.30
C	23	04/24/89	21.00	43.00	31.70	C	23	07/28/89	28.00	51.00	35.00
C	23	04/25/89	26.00	47.00	40.00	C	23	07/29/89	34.00	54.00	35.00
C	23	04/26/89	24.00	32.00	30.00	C	23	07/30/89	31.00	65.00	35.00
C	23	04/27/89	22.00	38.00	28.40	C	23	07/31/89	36.00	64.00	35.00
C	23	04/28/89	19.00	46.00	25.00	C	23	08/01/89	38.00	61.00	35.00
C	23	04/29/89	19.00	33.00	23.30	C	23	08/02/89	31.00	62.00	35.00
C	23	04/30/89	20.00	40.00	20.00	C	23	08/03/89	52.00	66.00	35.00
C	23	05/01/89	16.00	31.00	26.00	C	23	08/04/89	19.00	34.00	35.00
C	23	05/02/89	17.00	32.00	26.00	C	23	08/05/89	18.00	38.00	35.00
C	23	05/03/89	16.00	33.00	20.00	C	23	08/06/89	58.00	92.00	35.00
C	23	05/04/89	15.00	27.00	33.00	C	23	08/07/89	44.00	86.00	35.00
C	23	05/05/89	17.00	42.00	40.00	C	23	08/08/89	30.00	45.00	31.50
C	23	05/06/89	17.00	36.00	33.00	C	23	08/09/89	31.00	40.00	35.00
C	23	05/07/89	17.00	44.00	39.00	C	23	08/10/89	37.00	50.00	29.10
C	23	05/08/89	17.00	39.00	39.00	C	23	08/11/89	22.00	41.00	23.50
C	23	05/09/89	20.00	43.00	38.00	C	23	08/12/89	21.00	12.00	25.50
C	23	05/10/89	17.00	50.00	39.00	C	23	08/13/89	33.00	33.00	24.70
C	23	05/11/89	23.00	41.00	40.00	C	23	08/14/89	55.00	78.00	29.20
C	23	05/12/89	18.00	38.00	39.00	C	23	08/15/89	34.00	67.00	30.10
C	23	05/13/89	39.00	89.00	39.00	C	23	08/16/89	47.00	66.00	32.70
C	23	05/14/89	33.00	69.00	40.00	C	23	08/17/89	30.00	90.00	30.60
C	23	05/15/89	34.00	91.00	39.00	C	23	08/18/89	32.00	44.00	30.20
C	23	05/16/89	34.00	59.00	39.00	C	23	08/19/89	28.00	40.00	32.70
C	23	05/17/89	30.00	73.00	38.00	C	23	08/20/89	46.00	87.00	31.70
C	23	05/18/89	26.00	60.00	37.50	C	23	08/21/89	39.00	98.00	33.30
C	23	05/19/89	36.00	55.00	37.00	C	23	08/22/89	43.00	65.00	19.60
C	23	05/20/89	31.00	114.00	37.80	C	23	08/23/89	34.00	63.00	29.90
C	23	05/21/89	28.00	75.00	30.40	C	23	08/24/89	40.00	61.00	26.10
C	23	05/22/89	29.00	88.00	34.10	C	23	08/25/89	20.00	37.00	24.40
C	23	05/23/89	22.00	51.00	37.90	C	23	08/26/89	20.00	35.00	27.80
C	23	05/24/89	22.00	42.00	37.20	C	23	08/27/89	36.00	75.00	27.70
C	23	05/25/89	25.00	48.00	37.50	C	23	08/28/89	33.00	68.00	29.20
C	23	05/26/89	18.00	39.00	36.90	C	23	08/29/89	32.00	88.00	31.70
C	23	05/27/89	16.00	35.00	37.00	C	23	08/30/89	40.00	67.00	32.70
C	23	05/28/89	19.00	43.00	32.80	C	23	08/31/89	38.00	62.00	35.20
C	23	05/29/89	24.00	54.00	37.10	C	23	09/01/89	41.00	58.00	32.80
C	23	05/30/89	24.00	49.00	31.00	C	23	09/02/89	22.00	47.00	30.40
C	23	05/31/89	18.00	42.00	30.90	C	23	09/03/89	21.00	39.00	32.80
C	23	06/01/89	24.00	41.00	28.30	C	23	09/04/89	23.00	36.00	35.00
C	23	06/02/89	18.00	30.00	27.80	C	23	09/05/89	29.00	38.00	35.00
C	23	06/03/89	19.00	33.00	29.20	C	23	09/06/89	27.00	39.00	30.80
C	23	06/04/89	19.00	47.00	35.50	C	23	09/07/89	32.00	36.00	32.70
C	23	06/05/89	16.00	44.00	32.10	C	23	09/08/89	28.00	38.00	34.10
C	23	06/06/89	15.00	36.00	27.80	C	23	09/09/89	28.00	34.00	28.00
C	23	06/07/89	18.00	39.00	34.60	C	23	09/10/89	33.00	42.00	26.70
C	23	06/08/89	22.00	45.00	34.00	C	23	09/11/89	25.00	35.00	32.00
C	23	06/09/89	16.00	32.00	34.10	C	23	09/12/89	20.00	32.00	33.40
C	23	06/10/89	11.00	36.00	34.00	C	23	09/13/89	25.00	36.00	28.70
C	23	06/11/89	15.00	43.00	34.00	C	23	09/14/89	29.00	40.00	27.20
C	23	06/12/89	17.00	36.00	34.00	C	23	09/15/89	23.00	28.00	35.00
C	23	06/13/89	16.00	47.00	32.80	C	23	09/16/89	18.00	27.00	35.00
C	23	06/14/89	26.00	48.00	29.30	C	23	09/17/89	18.00	36.00	35.00
C	23	06/15/89	29.00	47.00	27.20	C	23	09/18/89	28.00	43.00	35.00
C	23	06/16/89	16.00	29.00	24.40	C	23	09/19/89	26.00	42.00	35.00
C	23	06/17/89	18.00	34.00	22.60	C	23	09/20/89	28.00	34.00	24.20
C	23	06/18/89	19.00	49.00	23.90	C	23	09/21/89	23.00	35.00	34.60
C	23	06/19/89	26.00	53.00	22.00	C	23	09/22/89	19.00	31.00	33.80
C	23	06/20/89	37.00	41.00	21.00	C	23	09/23/89	17.00	34.00	34.80
C	23	06/21/89	25.00	42.00	21.00	C	23	09/24/89	23.00	35.00	31.00
C	23	06/22/89	29.00	39.00	21.00	C	23	09/25/89	25.00	34.00	31.00
C	23	06/23/89	25.00	28.00	19.00	C	23	09/26/89	25.00	39.00	33.60
C	23	06/24/89	12.00	23.00	20.00	C	23	09/27/89	24.00	33.00	37.00
C	23	06/25/89	25.00	55.00	21.50	C	23	09/28/89	22.00	34.00	36.00
C	23	06/26/89	39.00	57.00	25.10	C	23	09/29/89	22.00	32.00	36.00
C	23	06/27/89	33.00	45.00	27.80	C	23	09/30/89	17.00	30.00	34.70
C	23	06/28/89	39.00	23.00	29.00	C	23	10/01/89	18.00	30.00	28.20
C	23	06/29/89	46.00	47.00	29.50	C	23	10/02/89	20.00	31.00	24.60
C	23	06/30/89	26.00	32.00	29.80	C	23	10/03/89	19.00	28.00	23.90
C	23	07/01/89	30.00	40.00	30.00	C	23	10/04/89	19.00	28.00	25.30
C	23	07/02/89	31.00	43.00	29.20	C	23	10/05/89	18.00	27.00	25.30
C	23	07/03/89	24.00	31.00	28.00	C	23	10/06/89	17.00	24.00	26.10
C	23	07/04/89	46.00	51.00	28.00	C	23	10/07/89	17.00	20.00	27.80
C	23	07/05/89	35.00	46.00	28.00	C	23	10/08/89	15.00	27.00	29.60
C	23	07/06/89	40.00	42.00	28.70	C	23	10/09/89	15.00	26.00	30.60
C	23	07/07/89	45.00	26.00	29.00	C	23	10/10/89	15.00	24.00	32.50
C	23	07/08/89	21.00	26.00	29.30	C	23	10/11/89	15.00	25.00	35.00
C	23	07/09/89	56.00	63.00	29.50	C	23	10/12/89	17.00	27.00	35.00

Listing A - 2

Raw Data Listing of Daily BOD, TSS, and Flow Data
Used in Calculations of Variabililty Factors

Proposed Subpart	Mill	Sampling Date	BOD Conc (mg/l)	TSS Conc (mg/l)	Flow (mgd)
C	23	10/13/89	14.00	54.00	35.80
C	23	10/14/89	13.00	23.00	37.00
C	23	10/15/89	16.00	26.00	38.00
C	23	10/16/89	13.00	28.00	37.50
C	23	10/17/89	16.00	27.00	38.00
C	23	10/18/89	14.00	21.00	38.00
C	23	10/19/89	18.00	25.00	38.00
C	23	10/20/89	18.00	20.00	37.00
C	23	10/21/89	18.00	22.00	37.90
C	23	10/22/89	15.00	28.00	38.00
C	23	10/23/89	15.00	23.00	38.70
C	23	10/24/89	14.00	20.00	36.60
C	23	10/25/89	13.00	18.00	36.50
C	23	10/26/89	16.00	21.00	37.00
C	23	10/27/89	13.00	15.00	36.80
C	23	10/28/89	14.00	21.00	36.70
C	23	10/29/89	14.00	26.00	36.50
C	23	10/30/89	15.00	25.00	36.50
C	23	10/31/89	19.00	30.00	35.70
C	23	11/01/89	16.00	27.00	34.50
C	23	11/02/89	16.00	22.00	35.40
C	23	11/03/89	15.00	19.00	35.50
C	23	11/04/89	11.00	19.00	34.80
C	23	11/05/89	15.00	29.00	28.50
C	23	11/06/89	11.00	25.00	32.30
C	23	11/07/89	15.00	27.00	37.00
C	23	11/08/89	14.00	28.00	35.20
C	23	11/09/89	14.00	26.00	35.00
C	23	11/10/89	12.00	35.00	35.00
C	23	11/11/89	13.00	26.00	35.00
C	23	11/12/89	21.00	45.00	35.00
C	23	11/13/89	14.00	45.00	35.00
C	23	11/14/89	16.00	36.00	35.00
C	23	11/15/89	23.00	44.00	34.20
C	23	11/16/89	16.00	33.00	32.10
C	23	11/17/89	18.00	26.00	30.00
C	23	11/18/89	16.00	27.00	30.60
C	23	11/19/89	16.00	29.00	31.00
C	23	11/20/89	25.00	55.00	31.30
C	23	11/21/89	26.00	53.00	31.00
C	23	11/22/89	22.00	31.00	30.80
C	23	11/23/89	21.00	26.00	30.00
C	23	11/24/89	21.00	30.00	30.00
C	23	11/25/89	17.00	25.00	30.60
C	23	11/26/89	23.00	43.00	31.00
C	23	11/27/89	19.00	27.00	31.00
C	23	11/28/89	19.00	31.00	30.00
C	23	11/29/89	20.00	30.00	29.50
C	23	11/30/89	26.00	47.00	30.00
C	23	12/01/89	19.00	17.00	30.80
C	23	12/02/89	20.00	19.00	32.00
C	23	12/03/89	24.00	40.00	31.70
C	23	12/04/89	13.00	28.00	32.30
C	23	12/05/89	28.00	34.00	33.40
C	23	12/06/89	31.00	43.00	33.20
C	23	12/07/89	32.00	40.00	32.50
C	23	12/08/89	26.00	24.00	32.30
C	23	12/09/89	25.00	29.00	31.20
C	23	12/10/89	35.00	44.00	31.30
C	23	12/11/89	34.00	44.00	31.70
C	23	12/12/89	34.00	46.00	31.30
C	23	12/13/89	35.00	43.00	31.80
C	23	12/14/89	32.00	89.00	31.70
C	23	12/15/89	30.00	44.00	31.00
C	23	12/16/89	35.00	90.00	30.30
C	23	12/17/89	37.00	55.00	30.30
C	23	12/18/89	44.00	69.00	20.30
C	23	12/19/89	60.00	57.00	.
C	23	12/20/89	43.00	48.00	14.10
C	23	12/21/89	43.00	48.00	23.80
C	23	12/22/89	50.00	55.00	22.80
C	23	12/23/89	49.00	52.00	22.70
C	23	12/24/89	39.00	57.00	23.00
C	23	12/25/89	58.00	63.00	23.80
C	23	12/26/89	67.00	69.00	23.80
C	23	12/27/89	59.00	64.00	24.20
C	23	12/28/89	67.00	62.00	20.20
C	23	12/29/89	55.00	50.00	16.90
C	23	12/30/89	47.00	53.00	18.90
C	23	12/31/89	60.00	59.00	19.60
C	24	01/01/89	7.00	29.00	61.80
C	24	01/02/89	8.00	38.00	63.40
C	24	01/03/89	8.00	40.00	61.90
C	24	01/04/89	17.00	58.00	64.60
C	24	01/05/89	10.00	45.00	64.00
C	24	01/06/89	10.00	49.00	64.80
C	24	01/07/89	9.00	44.00	65.00
C	24	01/08/89	11.00	48.00	66.00
C	24	01/09/89	12.00	69.00	67.10
C	24	01/10/89	11.00	46.00	62.40
C	24	01/11/89	10.00	48.00	62.20
C	24	01/12/89	12.00	51.00	61.80
C	24	01/13/89	10.00	46.00	60.20
C	24	01/14/89	9.00	39.00	60.30
C	24	01/15/89	10.00	41.00	59.30
C	24	01/16/89	12.00	47.00	61.90
C	24	01/17/89	12.00	53.00	62.10
C	24	01/18/89	13.00	48.00	58.20
C	24	01/19/89	11.00	50.00	59.40
C	24	01/20/89	13.00	62.00	63.60
C	24	01/21/89	14.00	60.00	66.40
C	24	01/22/89	12.00	55.00	60.10
C	24	01/23/89	15.00	48.00	60.10
C	24	01/24/89	13.00	53.00	62.20
C	24	01/25/89	11.00	40.00	60.30
C	24	01/26/89	11.00	56.00	61.90
C	24	01/27/89	13.00	60.00	60.70
C	24	01/28/89	17.00	76.00	60.10
C	24	01/29/89	16.00	83.00	62.00
C	24	01/30/89	15.00	63.00	57.90
C	24	01/31/89	17.00	88.00	61.10
C	24	02/01/89	11.00	60.00	65.10
C	24	02/02/89	14.00	60.00	66.80
C	24	02/03/89	19.00	79.00	67.90
C	24	02/04/89	17.00	74.00	66.60
C	24	02/05/89	18.00	69.00	57.70
C	24	02/06/89	27.00	185.00	67.20
C	24	02/07/89	41.00	153.00	65.40
C	24	02/08/89	37.00	87.00	64.00
C	24	02/09/89	53.00	90.00	62.40
C	24	02/10/89	46.00	45.00	65.10
C	24	02/11/89	57.00	97.00	62.70
C	24	02/12/89	95.00	132.00	63.60
C	24	02/13/89	104.00	116.00	61.90
C	24	02/14/89	64.00	50.00	65.10
C	24	02/15/89	27.00	156.00	62.00
C	24	02/16/89	15.00	70.00	58.50
C	24	02/17/89	16.00	65.00	64.40
C	24	02/18/89	13.00	47.00	63.40
C	24	02/19/89	11.00	54.00	62.70
C	24	02/20/89	14.00	47.00	64.80
C	24	02/21/89	12.00	33.00	67.60
C	24	02/22/89	13.00	41.00	60.90
C	24	02/23/89	11.00	25.00	62.30
C	24	02/24/89	11.00	35.00	64.80
C	24	02/25/89	15.00	43.00	65.60
C	24	02/26/89	12.00	35.00	66.60
C	24	02/27/89	13.00	54.00	64.50
C	24	02/28/89	13.00	46.00	66.20
C	24	03/01/89	11.00	29.00	62.50
C	24	03/02/89	12.00	49.00	60.80
C	24	03/03/89	24.00	68.00	64.10
C	24	03/04/89	16.00	62.00	66.30
C	24	03/05/89	22.00	85.00	65.20
C	24	03/06/89	19.00	67.00	63.20
C	24	03/07/89	13.00	49.00	60.40
C	24	03/08/89	12.00	54.00	62.60
C	24	03/09/89	15.00	77.00	61.50
C	24	03/10/89	13.00	55.00	65.20
C	24	03/11/89	24.00	108.00	65.20
C	24	03/12/89	15.00	62.00	65.60
C	24	03/13/89	10.00	31.00	64.00
C	24	03/14/89	15.00	56.00	58.30
C	24	03/15/89	23.00	67.00	61.40
C	24	03/16/89	10.00	31.00	63.20
C	24	03/17/89	11.00	46.00	65.80
C	24	03/18/89	11.00	58.00	65.10
C	24	03/19/89	24.00	113.00	65.90
C	24	03/20/89	24.00	103.00	72.50
C	24	03/21/89	20.00	86.00	62.30
C	24	03/22/89	13.00	53.00	67.60
C	24	03/23/89	14.00	46.00	64.40
C	24	03/24/89	10.00	40.00	62.60
C	24	03/25/89	11.00	45.00	66.60
C	24	03/26/89	11.00	53.00	62.30
C	24	03/27/89	21.00	109.00	66.00
C	24	03/28/89	18.00	92.00	66.40
C	24	03/29/89	13.00	75.00	68.10
C	24	03/30/89	15.00	89.00	70.00
C	24	03/31/89	12.00	72.00	68.20
C	24	04/01/89	11.00	60.00	69.20
C	24	04/02/89	18.00	102.00	69.80
C	24	04/03/89	22.00	109.00	55.20
C	24	04/04/89	12.00	61.00	63.40
C	24	04/05/89	14.00	97.00	63.80
C	24	04/06/89	18.00	100.00	65.50
C	24	04/07/89	18.00	121.00	69.70
C	24	04/08/89	11.00	66.00	68.10
C	24	04/09/89	5.00	34.00	64.00
C	24	04/10/89	6.00	29.00	61.30
C	24	04/11/89	10.00	52.00	60.20
C	24	04/12/89	21.00	122.00	60.60
C	24	04/13/89	9.00	59.00	65.20
C	24	04/14/89	9.00	59.00	63.90
C	24	04/15/89	9.00	33.00	65.90
C	24	04/16/89	9.00	56.00	66.90
C	24	04/17/89	11.00	85.00	61.10
C	24	04/18/89	10.00	70.00	65.00
C	24	04/19/89	8.00	53.00	64.00
C	24	04/20/89	7.00	36.00	58.10

Listing A - 2

Raw Data Listing of Daily BOD, TSS, and Flow Data
Used in Calculations of Variabililty Factors

Proposed Subpart	Mill	Sampling Date	BOD Conc (mg/l)	TSS Conc (mg/l)	Flow (mgd)	Proposed Subpart	Mill	Sampling Date	BOD Conc (mg/l)	TSS Conc (mg/l)	Flow (mgd)
C	24	04/21/89	7.00	29.00	60.70	C	24	07/25/89	9.00	38.00	70.40
C	24	04/22/89	9.00	23.00	65.40	C	24	07/26/89	9.00	44.00	63.30
C	24	04/23/89	14.00	52.00	65.50	C	24	07/27/89	8.00	35.00	64.60
C	24	04/24/89	8.00	30.00	60.70	C	24	07/28/89	7.00	36.00	65.40
C	24	04/25/89	9.00	33.00	62.70	C	24	07/29/89	7.00	32.00	67.00
C	24	04/26/89	8.00	24.00	59.70	C	24	07/30/89	8.00	30.00	67.80
C	24	04/27/89	27.00	61.00	63.50	C	24	07/31/89	9.00	31.00	62.00
C	24	04/28/89	15.00	41.00	69.30	C	24	08/01/89	11.00	21.00	61.20
C	24	04/29/89	20.00	53.00	54.30	C	24	08/02/89	12.00	33.00	65.20
C	24	04/30/89	17.00	68.00	63.70	C	24	08/03/89	12.00	41.00	68.70
C	24	05/01/89	10.00	35.00	63.00	C	24	08/04/89	15.00	50.00	70.20
C	24	05/02/89	12.00	46.00	65.50	C	24	08/05/89	14.00	49.00	64.70
C	24	05/03/89	15.00	50.00	65.00	C	24	08/06/89	16.00	58.00	68.10
C	24	05/04/89	15.00	79.00	67.40	C	24	08/07/89	17.00	55.00	64.20
C	24	05/05/89	18.00	69.00	71.60	C	24	08/08/89	11.00	43.00	65.00
C	24	05/06/89	28.00	104.00	69.60	C	24	08/09/89	10.00	30.00	64.80
C	24	05/07/89	10.00	38.00	72.00	C	24	08/10/89	10.00	25.00	62.50
C	24	05/08/89	18.00	61.00	69.60	C	24	08/11/89	7.00	37.00	63.90
C	24	05/09/89	14.00	52.00	72.70	C	24	08/12/89	8.00	38.00	54.70
C	24	05/10/89	10.00	47.00	66.00	C	24	08/13/89	21.00	81.00	73.20
C	24	05/11/89	25.00	99.00	67.00	C	24	08/14/89	17.00	83.00	59.70
C	24	05/12/89	21.00	132.00	68.50	C	24	08/15/89	19.00	91.00	62.00
C	24	05/13/89	7.00	33.00	70.80	C	24	08/16/89	18.00	86.00	57.80
C	24	05/14/89	9.00	54.00	60.90	C	24	08/17/89	12.00	42.00	68.30
C	24	05/15/89	11.00	79.00	68.20	C	24	08/18/89	7.00	33.00	70.90
C	24	05/16/89	12.00	79.00	63.70	C	24	08/19/89			79.70
C	24	05/17/89	10.00	76.00	65.90	C	24	08/20/89	8.00	78.00	76.40
C	24	05/18/89	13.00	48.00	64.80	C	24	08/21/89	18.00	74.00	68.60
C	24	05/19/89	10.00	66.00	65.30	C	24	08/22/89	11.00	56.00	71.30
C	24	05/20/89	12.00	91.00	65.10	C	24	08/23/89	14.00	40.00	71.70
C	24	05/21/89	13.00	83.00	64.50	C	24	08/24/89	17.00	42.00	68.60
C	24	05/22/89	14.00	98.00	64.90	C	24	08/25/89	13.00	54.00	76.30
C	24	05/23/89	15.00	94.00	65.40	C	24	08/26/89	14.00	53.00	65.90
C	24	05/24/89	12.00	63.00	66.80	C	24	08/27/89	11.00	46.00	74.20
C	24	05/25/89	13.00	81.00	66.30	C	24	08/28/89	10.00	35.00	72.50
C	24	05/26/89	14.00	127.00	68.70	C	24	08/29/89	8.00	27.00	69.60
C	24	05/27/89	10.00	51.00	67.80	C	24	08/30/89	7.00	22.00	68.30
C	24	05/28/89	7.00	37.00	67.10	C	24	08/31/89	8.00	32.00	77.30
C	24	05/29/89	9.00	39.00	66.30	C	24	09/01/89	15.00	60.00	77.50
C	24	05/30/89	10.00	43.00	68.30	C	24	09/02/89	11.00	40.00	58.60
C	24	05/31/89	8.00	21.00	64.60	C	24	09/03/89	8.00	33.00	65.00
C	24	06/01/89	13.00	79.00	65.70	C	24	09/04/89	16.00	93.00	68.80
C	24	06/02/89	14.00	72.00	64.20	C	24	09/05/89	10.00	36.00	63.70
C	24	06/03/89	15.00	51.00	68.10	C	24	09/06/89	17.00	41.00	66.50
C	24	06/04/89	13.00	50.00	68.20	C	24	09/07/89	9.00	26.00	71.50
C	24	06/05/89	11.00	51.00	66.10	C	24	09/08/89	11.00	69.00	70.50
C	24	06/06/89	12.00	75.00	67.90	C	24	09/09/89	8.00	23.00	72.20
C	24	06/07/89	9.00	56.00	67.70	C	24	09/10/89	6.00	23.00	70.90
C	24	06/08/89	9.00	56.00	69.30	C	24	09/11/89	13.00	69.00	68.30
C	24	06/09/89	7.00	41.00	70.40	C	24	09/12/89	9.00	21.00	65.60
C	24	06/10/89	10.00	59.00	73.40	C	24	09/13/89	6.00	24.00	65.10
C	24	06/11/89	13.00	96.00	73.00	C	24	09/14/89	7.00	28.00	66.20
C	24	06/12/89	18.00	116.00	71.00	C	24	09/15/89	7.00	30.00	65.90
C	24	06/13/89	8.00	44.00	73.70	C	24	09/16/89	5.00	25.00	66.70
C	24	06/14/89	9.00	46.00	73.30	C	24	09/17/89	7.00	31.00	65.50
C	24	06/15/89	13.00	70.00	73.70	C	24	09/18/89	8.00	37.00	69.00
C	24	06/16/89	12.00	75.00	75.30	C	24	09/19/89	8.00	28.00	70.40
C	24	06/17/89	23.00	110.00	70.40	C	24	09/20/89	9.00	31.00	70.80
C	24	06/18/89	11.00	46.00	71.90	C	24	09/21/89	16.00	61.00	67.20
C	24	06/19/89	10.00	40.00	73.50	C	24	09/22/89	51.00	36.00	67.40
C	24	06/20/89	12.00	58.00	71.70	C	24	09/23/89	18.00	33.00	68.30
C	24	06/21/89	15.00	61.00	71.40	C	24	09/24/89	24.00	60.00	69.50
C	24	06/22/89	29.00	196.00	76.30	C	24	09/25/89	23.00	68.00	67.20
C	24	06/23/89	13.00	51.00	72.40	C	24	09/26/89	29.00	71.00	71.30
C	24	06/24/89	6.00	12.00	66.50	C	24	09/27/89	14.00	33.00	70.00
C	24	06/25/89	12.00	33.00	62.70	C	24	09/28/89	19.00	49.00	65.20
C	24	06/26/89	10.00	41.00	71.40	C	24	09/29/89	16.00	74.00	58.90
C	24	06/27/89	11.00	56.00	68.90	C	24	09/30/89	14.00	27.00	59.30
C	24	06/28/89	8.00	35.00	54.90	C	24	10/01/89	9.00	18.00	64.10
C	24	06/29/89	14.00	76.00	73.20	C	24	10/02/89	10.00	27.00	69.50
C	24	06/30/89	7.00	44.00	74.10	C	24	10/03/89	9.00	23.00	72.80
C	24	07/01/89	9.00	45.00	75.50	C	24	10/04/89	8.00	25.00	75.40
C	24	07/02/89	13.00	65.00	74.20	C	24	10/05/89	9.00	31.00	71.90
C	24	07/03/89	9.00	32.00	59.90	C	24	10/06/89	11.00	39.00	74.40
C	24	07/04/89		.	6.80	C	24	10/07/89	10.00	40.00	73.50
C	24	07/05/89	43.00	111.00	52.70	C	24	10/08/89	11.00	37.00	70.30
C	24	07/06/89	26.00	87.00	54.30	C	24	10/09/89	7.00	22.00	66.50
C	24	07/07/89	12.00	67.00	59.60	C	24	10/10/89	8.00	27.00	72.30
C	24	07/08/89	10.00	35.00	58.20	C	24	10/11/89	12.00	31.00	67.70
C	24	07/09/89	32.00	94.00	57.40	C	24	10/12/89	14.00	51.00	69.80
C	24	07/10/89	18.00	66.00	59.70	C	24	10/13/89	13.00	55.00	70.70
C	24	07/11/89	11.00	39.00	61.10	C	24	10/14/89	14.00	60.00	71.00
C	24	07/12/89	13.00	55.00	66.80	C	24	10/15/89	24.00	45.00	70.20
C	24	07/13/89	14.00	52.00	66.00	C	24	10/16/89	18.00	66.00	70.60
C	24	07/14/89	9.00	51.00	70.20	C	24	10/17/89	25.00	78.00	70.20
C	24	07/15/89	9.00	67.00	69.80	C	24	10/18/89	30.00	67.00	64.70
C	24	07/16/89	10.00	51.00	64.80	C	24	10/19/89	33.00	71.00	60.50
C	24	07/17/89	10.00	60.00	71.30	C	24	10/20/89	17.00	59.00	60.80
C	24	07/18/89	8.00	48.00	65.40	C	24	10/21/89	29.00	68.00	66.00
C	24	07/19/89	13.00	86.00	72.30	C	24	10/22/89	32.00	103.00	64.30
C	24	07/20/89	14.00	61.00	73.10	C	24	10/23/89	25.00	157.00	58.50
C	24	07/21/89	10.00	52.00	72.60	C	24	10/24/89	24.00	128.00	59.60
C	24	07/22/89	10.00	48.00	70.70	C	24	10/25/89	25.00	71.00	54.00
C	24	07/23/89	11.00	48.00	73.20	C	24	10/26/89	21.00	49.00	61.30
C	24	07/24/89	9.00	45.00	73.90	C	24	10/27/89	23.00	68.00	60.90

Listing A - 2

Raw Data Listing of Daily BOD, TSS, and Flow Data
Used in Calculations of Variability Factors

Proposed Subpart	Mill	Sampling Date	BOD Conc (mg/l)	TSS Conc (mg/l)	Flow (mgd)
C	24	10/28/89	28.00	74.00	64.50
C	24	10/29/89	40.00	75.00	60.30
C	24	10/30/89	33.00	80.00	59.90
C	24	10/31/89	27.00	58.00	59.90
C	24	11/01/89	32.00	62.00	59.80
C	24	11/02/89	33.00	57.00	61.00
C	24	11/03/89	33.00	70.00	63.10
C	24	11/04/89	25.00	63.00	67.60
C	24	11/05/89	22.00	68.00	52.60
C	24	11/06/89	22.00	69.00	65.00
C	24	11/07/89	20.00	39.00	60.80
C	24	11/08/89	12.00	35.00	59.00
C	24	11/09/89	20.00	72.00	60.70
C	24	11/10/89	21.00	64.00	61.90
C	24	11/11/89	26.00	77.00	63.40
C	24	11/12/89	16.00	38.00	60.60
C	24	11/13/89	17.00	52.00	64.30
C	24	11/14/89	13.00	53.00	63.50
C	24	11/15/89	13.00	51.00	63.10
C	24	11/16/89	14.00	58.00	64.40
C	24	11/17/89	13.00	47.00	63.20
C	24	11/18/89	13.00	50.00	61.70
C	24	11/19/89	12.00	45.00	60.10
C	24	11/20/89	11.00	40.00	60.00
C	24	11/21/89	9.00	28.00	61.30
C	24	11/22/89	11.00	53.00	63.50
C	24	11/23/89	9.00	27.00	64.70
C	24	11/24/89	8.00	24.00	63.60
C	24	11/25/89	8.00	29.00	61.10
C	24	11/26/89	10.00	25.00	52.70
C	24	11/27/89	9.00	21.00	51.50
C	24	11/28/89	9.00	21.00	52.30
C	24	11/29/89	12.00	30.00	53.30
C	24	11/30/89	16.00	30.00	55.80
C	24	12/01/89	29.00	40.00	52.60
C	24	12/02/89	8.00	39.00	51.40
C	24	12/03/89	18.00	81.00	60.30
C	24	12/04/89	10.00	47.00	59.00
C	24	12/05/89	11.00	38.00	54.10
C	24	12/06/89	18.00	77.00	53.40
C	24	12/07/89	11.00	42.00	53.30
C	24	12/08/89	14.00	64.00	56.10
C	24	12/09/89	15.00	56.00	52.90
C	24	12/10/89	17.00	70.00	51.50
C	24	12/11/89	11.00	44.00	63.20
C	24	12/12/89	15.00	96.00	56.40
C	24	12/13/89	23.00	93.00	58.90
C	24	12/14/89	19.00	59.00	59.90
C	24	12/15/89	17.00	85.00	58.40
C	24	12/16/89	21.00	119.00	57.00
C	24	12/17/89	133.00	261.00	55.50
C	24	12/18/89	72.00	137.00	50.70
C	24	12/19/89	12.00	31.00	47.90
C	24	12/20/89	13.00	32.00	50.40
C	24	12/21/89	15.00	42.00	55.30
C	24	12/22/89	33.00	132.00	52.00
C	24	12/23/89	31.00	110.00	54.20
C	24	12/24/89	37.00	154.00	36.40
C	24	12/25/89	.	.	.
C	24	12/26/89	83.00	380.00	38.70
C	24	12/27/89	25.00	67.00	56.20
C	24	12/28/89	31.00	60.00	60.30
C	24	12/29/89	30.00	87.00	58.30
C	24	12/30/89	16.00	36.00	44.60
C	24	12/31/89	14.00	33.00	55.00
C	25	01/01/89	57.60	84.00	20.50
C	25	01/02/89	57.70	78.00	19.00
C	25	01/03/89	57.50	63.00	18.40
C	25	01/04/89	46.00	67.00	17.70
C	25	01/05/89	50.10	65.00	18.30
C	25	01/06/89	56.00	68.00	18.50
C	25	01/07/89	54.10	68.00	18.70
C	25	01/08/89	51.70	68.00	18.20
C	25	01/09/89	51.30	73.00	18.20
C	25	01/10/89	67.20	83.00	18.10
C	25	01/11/89	65.90	78.00	18.20
C	25	01/12/89	44.80	70.00	18.50
C	25	01/13/89	41.20	68.00	18.30
C	25	01/14/89	45.00	74.00	17.30
C	25	01/15/89	44.10	92.00	17.50
C	25	01/16/89	51.10	84.00	16.90
C	25	01/17/89	48.40	87.00	16.10
C	25	01/18/89	44.80	89.00	19.60
C	25	01/19/89	29.60	100.00	18.70
C	25	01/20/89	37.60	100.00	19.60
C	25	01/21/89	34.00	86.00	19.80
C	25	01/22/89	38.80	111.00	20.20
C	25	01/23/89	40.20	98.00	20.20
C	25	01/24/89	34.70	109.00	19.60
C	25	01/25/89	34.30	143.00	17.40
C	25	01/26/89	28.80	104.00	18.00
C	25	01/27/89	36.40	167.00	18.40
C	25	01/28/89	42.30	111.00	15.10
C	25	01/29/89	24.90	65.00	8.00
C	25	01/30/89	32.80	65.00	4.50
C	25	01/31/89	25.60	40.00	4.30
C	25	02/01/89	25.00	51.00	17.50
C	25	02/02/89	20.70	54.00	18.50
C	25	02/03/89	22.10	64.00	18.50
C	25	02/04/89	14.20	53.00	18.00
C	25	02/05/89	16.50	54.00	17.90
C	25	02/06/89	14.70	62.00	18.50
C	25	02/07/89	17.00	50.00	19.30
C	25	02/08/89	24.00	51.00	17.20
C	25	02/09/89	28.80	56.00	17.70
C	25	02/10/89	39.50	87.00	18.20
C	25	02/11/89	42.40	66.00	19.20
C	25	02/12/89	46.80	66.00	17.70
C	25	02/13/89	44.10	66.00	17.30
C	25	02/14/89	36.50	84.00	16.20
C	25	02/15/89	26.70	79.00	14.50
C	25	02/16/89	25.90	76.00	15.80
C	25	02/17/89	25.70	62.00	16.30
C	25	02/18/89	24.10	67.00	16.00
C	25	02/19/89	33.50	66.00	15.90
C	25	02/20/89	32.50	66.00	15.40
C	25	02/21/89	29.10	70.00	17.00
C	25	02/22/89	31.60	60.00	16.20
C	25	02/23/89	27.40	73.00	15.10
C	25	02/24/89	29.60	69.00	16.30
C	25	02/25/89	38.30	70.00	15.90
C	25	02/26/89	35.80	96.00	15.40
C	25	02/27/89	46.10	73.00	15.10
C	25	02/28/89	40.30	85.00	15.60
C	25	03/01/89	55.30	81.00	16.70
C	25	03/02/89	55.70	87.00	16.30
C	25	03/03/89	64.70	96.00	16.40
C	25	03/04/89	81.60	95.00	16.80
C	25	03/05/89	69.80	70.00	15.90
C	25	03/06/89	67.10	96.00	15.10
C	25	03/07/89	48.10	86.00	15.20
C	25	03/08/89	54.00	68.00	15.50
C	25	03/09/89	30.30	63.00	15.10
C	25	03/10/89	32.00	70.00	14.40
C	25	03/11/89	41.20	103.00	14.60
C	25	03/12/89	37.40	73.00	14.70
C	25	03/13/89	29.00	66.00	15.00
C	25	03/14/89	25.00	43.00	11.80
C	25	03/15/89	19.10	54.00	14.30
C	25	03/16/89	19.70	52.00	15.30
C	25	03/17/89	21.40	49.00	15.70
C	25	03/18/89	19.80	40.00	15.30
C	25	03/19/89	25.80	40.00	15.30
C	25	03/20/89	19.50	31.00	15.00
C	25	03/21/89	18.50	36.00	15.30
C	25	03/22/89	19.30	42.00	16.00
C	25	03/23/89	20.70	34.00	17.10
C	25	03/24/89	25.30	39.00	15.90
C	25	03/25/89	27.70	33.00	16.40
C	25	03/26/89	28.60	37.00	14.50
C	25	03/27/89	19.80	42.00	15.50
C	25	03/28/89	35.10	48.00	14.70
C	25	03/29/89	38.10	63.00	15.70
C	25	03/30/89	36.20	59.00	15.40
C	25	03/31/89	33.90	62.00	14.70
C	25	04/01/89	32.10	54.00	15.10
C	25	04/02/89	30.80	55.00	14.90
C	25	04/03/89	35.50	59.00	15.00
C	25	04/04/89	34.70	57.00	15.50
C	25	04/05/89	38.10	64.00	15.40
C	25	04/06/89	53.50	81.00	15.00
C	25	04/07/89	32.30	59.00	15.10
C	25	04/08/89	32.70	27.00	14.90
C	25	04/09/89	38.90	29.00	17.20
C	25	04/10/89	30.00	19.00	16.20
C	25	04/11/89	38.00	22.00	16.60
C	25	04/12/89	36.90	25.00	15.70
C	25	04/13/89	27.70	34.00	15.80
C	25	04/14/89	29.80	38.00	16.50
C	25	04/15/89	28.90	27.00	15.90
C	25	04/16/89	29.30	15.00	16.10
C	25	04/17/89	30.20	30.00	15.80
C	25	04/18/89	30.80	48.00	15.90
C	25	04/19/89	32.40	43.00	14.80
C	25	04/20/89	32.50	43.00	15.40
C	25	04/21/89	32.50	62.00	16.20
C	25	04/22/89	24.60	50.00	15.70
C	25	04/23/89	22.30	28.00	15.30
C	25	04/24/89	17.50	28.00	15.50
C	25	04/25/89	19.30	29.00	15.10
C	25	04/26/89	21.90	28.00	15.60
C	25	04/27/89	20.30	31.00	16.20
C	25	04/28/89	14.20	22.00	15.80
C	25	04/29/89	15.50	29.00	15.70
C	25	04/30/89	14.30	33.00	17.20
C	25	05/01/89	17.80	29.00	19.50
C	25	05/02/89	14.90	36.00	17.20
C	25	05/03/89	23.60	173.00	16.50
C	25	05/04/89	14.70	40.00	15.90
C	25	05/05/89	17.40	44.00	15.90

Listing A 2

Raw Data Listing of Daily BOD, TSS, and Flow Data
Used in Calculations of Variability Factors

Proposed Subpart	Mill	Sampling Date	BOD Conc (mg/l)	TSS Conc (mg/l)	Flow (mgd)	Proposed Subpart	Mill	Sampling Date	BOD Conc (mg/l)	TSS Conc (mg/l)	Flow (mgd)
C	25	05/06/89	17.30	47.00	17.40	C	25	08/09/89	35.00	39.00	15.90
C	25	05/07/89	18.20	63.00	16.80	C	25	08/10/89	30.20	39.00	17.80
C	25	05/08/89	18.20	39.00	16.60	C	25	08/11/89	36.30	63.00	16.40
C	25	05/09/89	18.70	42.00	17.10	C	25	08/12/89	37.20	69.00	16.50
C	25	05/10/89	22.30	50.00	18.10	C	25	08/13/89	37.50	78.00	15.90
C	25	05/11/89	25.60	63.00	16.50	C	25	08/14/89	41.20	54.00	17.80
C	25	05/12/89	18.80	43.00	16.40	C	25	08/15/89	42.00	79.00	15.40
C	25	05/13/89	26.70	45.00	16.00	C	25	08/16/89	41.50	61.00	11.20
C	25	05/14/89	27.40	61.00	15.80	C	25	08/17/89	32.00	88.00	15.90
C	25	05/15/89	29.20	42.00	16.20	C	25	08/18/89	30.30	76.00	16.10
C	25	05/16/89	26.30	50.00	15.50	C	25	08/19/89	25.70	61.00	16.10
C	25	05/17/89	26.50	56.00	16.10	C	25	08/20/89	27.50	51.00	15.60
C	25	05/18/89	27.30	43.00	16.20	C	25	08/21/89	21.00	44.00	15.80
C	25	05/19/89	22.30	55.00	15.40	C	25	08/22/89	16.40	38.00	17.00
C	25	05/20/89	27.90	63.00	15.50	C	25	08/23/89	13.80	32.00	16.30
C	25	05/21/89	22.90	44.00	15.50	C	25	08/24/89	16.50	36.00	21.00
C	25	05/22/89	19.40	35.00	15.80	C	25	08/25/89	14.90	35.00	18.00
C	25	05/23/89	19.70	40.00	15.20	C	25	08/26/89	20.50	33.00	15.90
C	25	05/24/89	19.40	37.00	15.30	C	25	08/27/89	15.10	25.00	17.10
C	25	05/25/89	14.20	35.00	15.50	C	25	08/28/89	16.10	33.00	15.30
C	25	05/26/89	18.70	43.00	15.60	C	25	08/29/89	17.30	39.00	16.40
C	25	05/27/89	16.70	51.00	16.00	C	25	08/30/89	16.90	34.00	16.40
C	25	05/28/89	16.80	42.00	16.80	C	25	08/31/89	15.40	29.00	19.60
C	25	05/29/89	14.30	42.00	17.00	C	25	09/01/89	15.30	38.00	16.00
C	25	05/30/89	15.50	38.00	16.00	C	25	09/02/89	17.30	34.00	15.70
C	25	05/31/89	16.80	44.00	15.40	C	25	09/03/89	16.30	35.00	16.70
C	25	06/01/89	25.10	39.00	15.10	C	25	09/04/89	19.60	40.00	19.20
C	25	06/02/89	17.70	34.00	15.40	C	25	09/05/89	19.30	39.00	16.80
C	25	06/03/89	14.50	36.00	15.30	C	25	09/06/89	16.80	35.00	15.90
C	25	06/04/89	15.60	37.00	16.00	C	25	09/07/89	14.00	38.00	16.20
C	25	06/05/89	19.30	37.00	15.70	C	25	09/08/89	13.10	43.00	15.40
C	25	06/06/89	13.00	36.00	16.30	C	25	09/09/89	16.80	35.00	15.70
C	25	06/07/89	12.50	39.00	16.10	C	25	09/10/89	18.60	38.00	16.70
C	25	06/08/89	12.60	37.00	17.60	C	25	09/11/89	15.10	37.00	15.90
C	25	06/09/89	14.50	47.00	16.70	C	25	09/12/89	16.30	29.00	16.30
C	25	06/10/89	16.00	52.00	17.80	C	25	09/13/89	18.10	35.00	16.00
C	25	06/11/89	14.30	60.00	16.40	C	25	09/14/89	16.60	44.00	16.10
C	25	06/12/89	19.00	77.00	16.50	C	25	09/15/89	14.10	27.00	15.80
C	25	06/13/89	13.40	61.00	16.50	C	25	09/16/89	13.10	31.00	15.80
C	25	06/14/89	11.10	51.00	17.00	C	25	09/17/89	12.30	30.00	15.70
C	25	06/15/89	10.90	49.00	18.20	C	25	09/18/89	15.70	41.00	15.80
C	25	06/16/89	13.30	52.00	11.60	C	25	09/19/89	14.70	34.00	14.80
C	25	06/17/89	12.70	34.00	11.10	C	25	09/20/89	15.60	31.00	15.90
C	25	06/18/89	11.80	34.00	10.80	C	25	09/21/89	13.70	38.00	15.30
C	25	06/19/89	24.10	36.00	11.00	C	25	09/22/89	13.20	36.00	15.70
C	25	06/20/89	42.10	36.00	10.40	C	25	09/23/89	18.30	37.00	16.50
C	25	06/21/89	60.50	43.00	5.50	C	25	09/24/89	16.10	38.00	25.70
C	25	06/22/89	91.20	61.00	3.00	C	25	09/25/89	17.00	42.00	19.40
C	25	06/23/89	67.50	30.00	1.10	C	25	09/26/89	13.90	45.00	16.60
C	25	06/24/89	55.30	37.00	2.80	C	25	09/27/89	18.70	34.00	19.60
C	25	06/25/89	60.20	39.00	4.50	C	25	09/28/89	13.80	39.00	25.30
C	25	06/26/89	64.30	48.00	6.50	C	25	09/29/89	15.70	37.00	23.00
C	25	06/27/89	63.30	80.00	11.20	C	25	09/30/89	13.60	36.00	16.70
C	25	06/28/89	50.10	63.00	14.00	C	25	10/01/89	15.00	36.00	15.90
C	25	06/29/89	72.20	80.00	14.40	C	25	10/02/89	13.60	39.00	15.80
C	25	06/30/89	70.00	93.00	15.50	C	25	10/03/89	14.60	47.00	15.30
C	25	07/01/89	77.40	94.00	16.70	C	25	10/04/89	14.10	42.00	15.70
C	25	07/02/89	52.60	92.00	17.10	C	25	10/05/89	13.00	36.00	16.10
C	25	07/03/89	36.80	80.00	17.40	C	25	10/06/89	11.00	43.00	15.20
C	25	07/04/89	34.20	63.00	22.80	C	25	10/07/89	11.00	30.00	14.80
C	25	07/05/89	39.90	74.00	24.10	C	25	10/08/89	13.00	44.00	14.70
C	25	07/06/89	38.50	58.00	19.50	C	25	10/09/89	13.80	48.00	15.40
C	25	07/07/89	35.20	61.00	17.70	C	25	10/10/89	17.30	48.00	16.90
C	25	07/08/89	35.30	56.00	18.50	C	25	10/11/89	18.00	50.00	15.10
C	25	07/09/89	30.90	59.00	17.40	C	25	10/12/89	19.70	47.00	13.70
C	25	07/10/89	32.40	62.00	18.00	C	25	10/13/89	22.30	35.00	15.70
C	25	07/11/89	29.20	35.00	17.20	C	25	10/14/89	19.00	40.00	15.20
C	25	07/12/89	23.30	27.00	17.90	C	25	10/15/89	15.50	35.00	15.50
C	25	07/13/89	18.10	28.00	16.90	C	25	10/16/89	13.50	40.00	15.40
C	25	07/14/89	15.90	28.00	17.00	C	25	10/17/89	17.00	29.00	13.40
C	25	07/15/89	20.50	46.00	18.60	C	25	10/18/89	15.20	42.00	16.30
C	25	07/16/89	22.70	54.00	18.30	C	25	10/19/89	12.50	38.00	16.60
C	25	07/17/89	23.40	44.00	17.20	C	25	10/20/89	15.90	38.00	15.50
C	25	07/18/89	27.20	56.00	16.80	C	25	10/21/89	13.10	24.00	15.30
C	25	07/19/89	32.10	66.00	17.10	C	25	10/22/89	18.70	37.00	15.00
C	25	07/20/89	35.70	70.00	17.80	C	25	10/23/89	14.90	35.00	15.10
C	25	07/21/89	42.30	70.00	22.10	C	25	10/24/89	18.00	50.00	15.40
C	25	07/22/89	49.60	69.00	18.10	C	25	10/25/89	14.30	30.00	14.90
C	25	07/23/89	46.00	72.00	17.90	C	25	10/26/89	14.20	27.00	14.80
C	25	07/24/89	43.20	75.00	17.30	C	25	10/27/89	16.30	26.00	15.50
C	25	07/25/89	41.90	60.00	17.90	C	25	10/28/89	14.90	26.00	15.60
C	25	07/26/89	39.70	81.00	18.10	C	25	10/29/89	14.00	26.00	15.20
C	25	07/27/89	36.40	62.00	15.80	C	25	10/30/89	15.40	28.00	15.70
C	25	07/28/89	29.10	70.00	15.90	C	25	10/31/89	12.80	31.00	15.20
C	25	07/29/89	32.80	54.00	15.60	C	25	11/01/89	17.80	28.00	14.70
C	25	07/30/89	29.20	58.00	16.50	C	25	11/02/89	17.50	24.00	15.70
C	25	07/31/89	32.30	48.00	16.80	C	25	11/03/89	18.30	39.00	15.20
C	25	08/01/89	33.20	66.00	22.10	C	25	11/04/89	21.10	46.00	14.90
C	25	08/02/89	24.10	44.00	20.30	C	25	11/05/89	20.00	42.00	15.30
C	25	08/03/89	26.60	43.00	16.30	C	25	11/06/89	15.50	46.00	14.90
C	25	08/04/89	30.50	47.00	16.00	C	25	11/07/89	18.00	48.00	15.10
C	25	08/05/89	34.10	36.00	16.00	C	25	11/08/89	14.20	23.00	15.20
C	25	08/06/89	35.10	38.00	15.60	C	25	11/09/89	12.70	41.00	15.20
C	25	08/07/89	30.70	33.00	17.40	C	25	11/10/89	16.30	31.00	15.70
C	25	08/08/89	30.00	37.00	15.30	C	25	11/11/89	16.70	43.00	15.20

Listing A 2

Raw Data Listing of Daily BOD, TSS, and Flow Data
Used in Calculations of Variability Factors

Proposed Subpart	Mill	Sampling Date	BOD Conc (mg/l)	TSS Conc (mg/l)	Flow (mgd)
C	25	11/12/89	20.90	34.00	15.40
C	25	11/13/89	25.90	39.00	14.90
C	25	11/14/89	25.50	36.00	15.50
C	25	11/15/89	21.30	32.00	14.80
C	25	11/16/89	18.40	30.00	15.80
C	25	11/17/89	17.10	37.00	15.20
C	25	11/18/89	19.00	34.00	15.80
C	25	11/19/89	17.20	30.00	15.60
C	25	11/20/89	17.30	28.00	15.00
C	25	11/21/89	14.60	20.00	15.70
C	25	11/22/89	16.50	22.00	15.70
C	25	11/23/89	14.10	15.00	16.50
C	25	11/24/89	15.00	33.00	15.30
C	25	11/25/89	14.80	28.00	15.20
C	25	11/26/89	19.90	26.00	15.00
C	25	11/27/89	16.00	30.00	15.60
C	25	11/28/89	19.60	22.00	15.40
C	25	11/29/89	19.10	49.00	15.20
C	25	11/30/89	17.40	28.00	15.40
C	25	12/01/89	18.20	32.00	15.90
C	25	12/02/89	19.70	58.00	15.80
C	25	12/03/89	21.90	45.00	15.20
C	25	12/04/89	20.30	41.00	16.60
C	25	12/05/89	19.60	35.00	17.50
C	25	12/06/89	18.00	32.00	16.30
C	25	12/07/89	21.60	31.00	15.50
C	25	12/08/89	24.40	57.00	19.80
C	25	12/09/89	34.80	53.00	18.30
C	25	12/10/89	36.50	46.00	16.00
C	25	12/11/89	36.70	43.00	16.10
C	25	12/12/89	36.30	40.00	16.10
C	25	12/13/89	40.10	24.00	15.80
C	25	12/14/89	36.80	24.00	16.50
C	25	12/15/89	34.70	32.00	16.00
C	25	12/16/89	38.90	27.00	15.80
C	25	12/17/89	43.80	17.00	16.20
C	25	12/18/89	49.20	17.00	17.50
C	25	12/19/89	54.20	16.00	18.00
C	25	12/20/89	55.00	17.00	16.90
C	25	12/21/89	48.80	23.00	16.90
C	25	12/22/89	50.10	21.00	17.90
C	25	12/23/89	56.50	20.00	18.10
C	25	12/24/89	79.00	73.00	18.10
C	25	12/25/89	84.40	68.00	18.00
C	25	12/26/89	93.60	59.00	18.80
C	25	12/27/89	93.60	63.00	19.00
C	25	12/28/89	121.00	64.00	18.20
C	25	12/29/89	95.30	65.00	17.60
C	25	12/30/89	85.10	80.00	18.00
C	25	12/31/89	63.60	99.00	18.20
E	26	01/01/89	53.00	52.00	6.13
E	26	01/02/89	47.00	48.00	6.34
E	26	01/03/89	39.00	44.00	6.07
E	26	01/04/89	35.00	34.00	5.82
E	26	01/05/89	33.00	38.00	6.02
E	26	01/06/89	39.00	37.00	6.33
E	26	01/07/89	42.00	37.00	6.34
E	26	01/08/89	70.00	159.00	6.32
E	26	01/09/89	37.00	39.00	6.25
E	26	01/10/89	37.00	44.00	6.02
E	26	01/11/89	35.00	46.00	4.85
E	26	01/12/89	40.00	45.00	6.89
E	26	01/13/89	34.00	46.00	6.39
E	26	01/14/89	41.00	49.00	6.38
E	26	01/15/89	46.00	64.00	5.94
E	26	01/16/89	55.00	76.00	6.58
E	26	01/17/89	45.00	68.00	6.45
E	26	01/18/89	38.00	57.00	6.23
E	26	01/19/89	44.00	58.00	6.92
E	26	01/20/89	41.00	48.00	7.02
E	26	01/21/89	42.00	49.00	6.34
E	26	01/22/89	43.00	65.00	6.17
E	26	01/23/89	37.00	69.00	6.36
E	26	01/24/89	33.00	64.00	6.44
E	26	01/25/89	38.00	50.00	6.50
E	26	01/26/89	55.00	50.00	6.25
E	26	01/27/89	40.00	44.00	6.63
E	26	01/28/89	39.00	44.00	6.34
E	26	01/29/89	46.00	51.00	6.14
E	26	01/30/89	63.00	52.00	5.65
E	26	01/31/89	46.00	51.00	6.72
E	26	02/01/89	42.00	51.00	6.55
E	26	02/02/89	36.00	53.00	5.81
E	26	02/03/89	41.00	65.00	6.55
E	26	02/04/89	70.00	68.00	5.87
E	26	02/05/89	75.00	83.00	6.14
E	26	02/06/89	72.00	84.00	6.15
E	26	02/07/89	100.00	238.00	6.24
E	26	02/08/89	63.00	103.00	6.01
E	26	02/09/89	52.00	63.00	6.38
E	26	02/10/89	49.00	73.00	6.91
E	26	02/11/89	61.00	85.00	6.58
E	26	02/12/89	65.00	96.00	6.38
E	26	02/13/89	60.00	92.00	6.88
E	26	02/14/89	67.00	91.00	6.18
E	26	02/15/89	60.00	78.00	4.39
E	26	02/16/89	62.00	83.00	6.20
E	26	02/17/89	60.00	80.00	6.30
E	26	02/18/89	64.00	84.00	6.26
E	26	02/19/89	53.00	77.00	6.44
E	26	02/20/89	50.00	66.00	6.56
E	26	02/21/89	46.00	55.00	6.71
E	26	02/22/89	47.00	57.00	6.20
E	26	02/23/89	50.00	54.00	5.76
E	26	02/24/89	52.00	49.00	5.75
E	26	02/25/89	55.00	53.00	5.31
E	26	02/26/89	55.00	57.00	5.50
E	26	02/27/89	49.00	51.00	6.02
E	26	02/28/89	44.00	50.00	6.47
E	26	03/01/89	45.00	44.00	6.77
E	26	03/02/89	38.00	39.00	6.15
E	26	03/03/89	40.00	43.00	6.41
E	26	03/04/89	44.00	44.00	6.08
E	26	03/05/89	38.00	39.00	6.67
E	26	03/06/89	32.00	42.00	6.42
E	26	03/07/89	36.00	49.00	5.70
E	26	03/08/89	50.00	66.00	5.93
E	26	03/09/89	49.00	73.00	5.74
E	26	03/10/89	47.00	79.00	6.28
E	26	03/11/89	51.00	103.00	5.86
E	26	03/12/89	54.00	83.00	5.95
E	26	03/13/89	49.00	70.00	5.80
E	26	03/14/89	57.00	59.00	6.15
E	26	03/15/89	62.00	45.00	6.49
E	26	03/16/89	55.00	46.00	6.35
E	26	03/17/89	42.00	30.00	5.78
E	26	03/18/89	43.00	26.00	6.17
E	26	03/19/89	53.00	41.00	6.51
E	26	03/20/89	51.00	48.00	6.22
E	26	03/21/89	52.00	50.00	5.90
E	26	03/22/89	56.00	49.00	5.51
E	26	03/23/89	44.00	52.00	5.50
E	26	03/24/89	40.00	45.00	5.13
E	26	03/25/89	42.00	53.00	5.32
E	26	03/26/89	40.00	59.00	5.15
E	26	03/27/89	42.00	60.00	5.16
E	26	03/28/89	36.00	55.00	5.77
E	26	03/29/89	29.00	44.00	5.47
E	26	03/30/89	32.00	44.00	6.07
E	26	03/31/89	36.00	38.00	6.24
E	26	04/01/89	41.00	49.00	5.89
E	26	04/02/89	54.00	54.00	6.91
E	26	04/03/89	67.00	67.00	5.80
E	26	04/04/89	69.00	57.00	5.50
E	26	04/05/89	47.00	49.00	4.11
E	26	04/06/89	39.00	45.00	5.99
E	26	04/07/89	39.00	49.00	6.75
E	26	04/08/89	48.00	50.00	6.65
E	26	04/09/89	50.00	54.00	6.94
E	26	04/10/89	55.00	62.00	6.39
E	26	04/11/89	62.00	63.00	6.74
E	26	04/12/89	59.00	51.00	4.62
E	26	04/13/89	57.00	50.00	4.50
E	26	04/14/89	58.00	68.00	6.30
E	26	04/15/89	55.00	41.00	6.76
E	26	04/16/89	43.00	45.00	6.52
E	26	04/17/89	41.00	38.00	6.30
E	26	04/18/89	37.00	42.00	6.24
E	26	04/19/89	36.00	37.00	6.67
E	26	04/20/89	31.00	42.00	6.48
E	26	04/21/89	35.00	32.00	6.28
E	26	04/22/89	31.00	32.00	6.15
E	26	04/23/89	30.00	38.00	6.47
E	26	04/24/89	34.00	40.00	5.90
E	26	04/25/89	36.00	44.00	6.00
E	26	04/26/89	48.00	47.00	6.09
E	26	04/27/89	47.00	48.00	6.06
E	26	04/28/89	43.00	43.00	6.15
E	26	04/29/89	42.00	35.00	5.63
E	26	04/30/89	38.00	40.00	5.94
E	26	05/01/89	41.00	39.00	5.83
E	26	05/02/89	41.00	38.00	6.43
E	26	05/03/89	43.00	35.00	6.40
E	26	05/04/89	42.00	40.00	6.32
E	26	05/05/89	38.00	42.00	6.08
E	26	05/06/89	41.00	44.00	5.70
E	26	05/07/89	38.00	40.00	5.20
E	26	05/08/89	44.00	42.00	5.95
E	26	05/09/89	39.00	41.00	5.73
E	26	05/10/89	44.00	56.00	4.24
E	26	05/11/89	51.00	73.00	6.00
E	26	05/12/89	59.00	78.00	5.23
E	26	05/13/89	66.00	103.00	6.01
E	26	05/14/89	61.00	80.00	5.88
E	26	05/15/89	53.00	69.00	6.24
E	26	05/16/89	59.00	71.00	5.90
E	26	05/17/89	65.00	89.00	6.20
E	26	05/18/89	58.00	89.00	6.04
E	26	05/19/89	61.00	86.00	5.69
E	26	05/20/89	62.00	52.00	5.96

Listing A 2

Raw Data Listing of Daily BOD, TSS, and Flow Data
Used in Calculations of Variability Factors

Proposed Subpart	Mill	Sampling Date	BOD Conc (mg/l)	TSS Conc (mg/l)	Flow (mgd)
E	26	05/21/89	63.00	50.00	6.17
E	26	05/22/89	61.00	55.00	5.93
E	26	05/23/89	64.00	57.00	6.84
E	26	05/24/89	58.00	49.00	6.63
E	26	05/25/89	53.00	36.00	6.23
E	26	05/26/89	45.00	28.00	6.21
E	26	05/27/89	55.00	26.00	6.16
E	26	05/28/89	53.00	21.00	6.17
E	26	05/29/89	55.00	33.00	6.64
E	26	05/30/89	45.00	30.00	5.95
E	26	05/31/89	41.00	31.00	6.22
E	26	06/01/89	45.00	37.00	7.08
E	26	06/02/89	51.00	46.00	5.71
E	26	06/03/89	51.00	50.00	5.28
E	26	06/04/89	52.00	46.00	5.69
E	26	06/05/89	47.00	44.00	6.59
E	26	06/06/89	53.00	47.00	4.70
E	26	06/07/89	52.00	41.00	4.42
E	26	06/08/89	44.00	40.00	4.68
E	26	06/09/89	42.00	41.00	6.39
E	26	06/10/89	43.00	32.00	6.24
E	26	06/11/89	33.00	31.00	6.12
E	26	06/12/89	36.00	31.00	6.21
E	26	06/13/89	44.00	29.00	6.28
E	26	06/14/89	47.00	34.00	7.05
E	26	06/15/89	40.00	31.00	6.59
E	26	06/16/89	32.00	43.00	6.76
E	26	06/17/89	37.00	34.00	6.16
E	26	06/18/89	44.00	31.00	6.11
E	26	06/19/89	56.00	40.00	6.52
E	26	06/20/89	70.00	61.00	6.55
E	26	06/21/89	70.00	64.00	6.32
E	26	06/22/89	45.00	42.00	6.66
E	26	06/23/89	25.00	27.00	7.42
E	26	06/24/89	23.00	24.00	7.06
E	26	06/25/89	21.00	16.00	6.62
E	26	06/26/89	17.00	13.00	7.21
E	26	06/27/89	17.00	12.00	7.30
E	26	06/28/89	19.00	15.00	7.28
E	26	06/29/89	30.00	17.00	6.78
E	26	06/30/89	27.00	17.00	6.65
E	26	07/01/89	21.00	14.00	6.70
E	26	07/02/89	20.00	16.00	7.00
E	26	07/03/89	20.00	22.00	7.09
E	26	07/04/89	23.00	23.00	7.43
E	26	07/05/89	22.00	21.00	7.67
E	26	07/06/89	20.00	18.00	7.67
E	26	07/07/89	20.00	17.00	7.67
E	26	07/08/89	23.00	15.00	6.66
E	26	07/09/89	22.00	16.00	7.79
E	26	07/10/89	18.00	13.00	7.63
E	26	07/11/89	19.00	12.00	7.39
E	26	07/12/89	15.00	9.00	7.30
E	26	07/13/89	15.00	9.00	7.96
E	26	07/14/89	15.00	9.00	7.44
E	26	07/15/89	14.00	11.00	7.90
E	26	07/16/89	16.00	12.00	7.48
E	26	07/17/89	15.00	14.00	7.35
E	26	07/18/89	20.00	16.00	7.68
E	26	07/19/89	22.00	17.00	7.27
E	26	07/20/89	23.00	21.00	7.09
E	26	07/21/89	23.00	23.00	6.80
E	26	07/22/89	25.00	23.00	6.74
E	26	07/23/89	29.00	31.00	7.07
E	26	07/24/89	33.00	37.00	7.18
E	26	07/25/89	30.00	26.00	7.48
E	26	07/26/89	22.00	19.00	7.09
E	26	07/27/89	27.00	19.00	7.55
E	26	07/28/89	19.00	14.00	7.88
E	26	07/29/89	20.00	13.00	7.28
E	26	07/30/89	16.00	10.00	6.77
E	26	07/31/89	22.00	15.00	7.56
E	26	08/01/89	31.00	22.00	7.19
E	26	08/02/89	35.00	26.00	6.82
E	26	08/03/89	29.00	23.00	7.56
E	26	08/04/89	24.00	17.00	7.32
E	26	08/05/89	24.00	20.00	6.71
E	26	08/06/89	27.00	19.00	6.54
E	26	08/07/89	34.00	22.00	6.60
E	26	08/08/89	43.00	19.00	7.45
E	26	08/09/89	39.00	19.00	6.65
E	26	08/10/89	34.00	16.00	7.47
E	26	08/11/89	34.00	28.00	7.24
E	26	08/12/89	39.00	29.00	7.22
E	26	08/13/89	36.00	32.00	7.28
E	26	08/14/89	33.00	25.00	7.04
E	26	08/15/89	34.00	29.00	6.94
E	26	08/16/89	39.00	27.00	7.04
E	26	08/17/89	29.00	22.00	7.18
E	26	08/18/89	27.00	20.00	6.99
E	26	08/19/89	29.00	24.00	6.66
E	26	08/20/89	27.00	24.00	6.86
E	26	08/21/89	28.00	26.00	6.99
E	26	08/22/89	29.00	24.00	6.40
E	26	08/23/89	30.00	24.00	6.34
E	26	08/24/89	31.00	27.00	6.39
E	26	08/25/89	32.00	40.00	6.76
E	26	08/26/89	35.00	27.00	6.68
E	26	08/27/89	41.00	29.00	6.90
E	26	08/28/89	39.00	29.00	6.95
E	26	08/29/89	42.00	30.00	6.68
E	26	08/30/89	41.00	35.00	6.72
E	26	08/31/89	34.00	29.00	6.99
E	26	09/01/89	36.00	37.00	6.98
E	26	09/02/89	34.00	34.00	6.69
E	26	09/03/89	30.00	39.00	6.95
E	26	09/04/89	27.00	40.00	6.95
E	26	09/05/89	25.00	41.00	6.77
E	26	09/06/89	24.00	33.00	6.31
E	26	09/07/89	21.00	25.00	6.83
E	26	09/08/89	21.00	21.00	7.03
E	26	09/09/89	24.00	31.00	6.67
E	26	09/10/89	23.00	26.00	6.65
E	26	09/11/89	25.00	28.00	6.80
E	26	09/12/89	24.00	27.00	6.35
E	26	09/13/89	25.00	24.00	6.76
E	26	09/14/89	25.00	23.00	7.07
E	26	09/15/89	29.00	29.00	5.89
E	26	09/16/89	38.00	35.00	6.37
E	26	09/17/89	40.00	33.00	6.06
E	26	09/18/89	39.00	31.00	6.18
E	26	09/19/89	32.00	27.00	6.19
E	26	09/20/89	23.00	21.00	6.25
E	26	09/21/89	19.00	17.00	5.67
E	26	09/22/89	20.00	20.00	5.93
E	26	09/23/89	21.00	18.00	5.83
E	26	09/24/89	25.00	29.00	6.18
E	26	09/25/89	25.00	32.00	5.91
E	26	09/26/89	32.00	42.00	6.14
E	26	09/27/89	32.00	46.00	6.51
E	26	09/28/89	31.00	35.00	6.02
E	26	09/29/89	38.00	43.00	6.06
E	26	09/30/89	45.00	50.00	6.35
E	26	10/01/89	39.00	43.00	6.62
E	26	10/02/89	33.00	37.00	6.54
E	26	10/03/89	32.00	44.00	6.43
E	26	10/04/89	33.00	44.00	7.99
E	26	10/05/89	33.00	45.00	7.75
E	26	10/06/89	34.00	50.00	6.88
E	26	10/07/89	37.00	54.00	6.29
E	26	10/08/89	66.00	67.00	6.54
E	26	10/09/89	32.00	65.00	7.00
E	26	10/10/89	32.00	49.00	6.26
E	26	10/11/89	29.00	37.00	5.79
E	26	10/12/89	23.00	29.00	6.48
E	26	10/13/89	22.00	31.00	6.79
E	26	10/14/89	27.00	33.00	6.45
E	26	10/15/89	28.00	47.00	6.99
E	26	10/16/89	30.00	50.00	7.18
E	26	10/17/89	27.00	46.00	6.72
E	26	10/18/89	26.00	39.00	6.89
E	26	10/19/89	29.00	36.00	6.68
E	26	10/20/89	26.00	36.00	6.85
E	26	10/21/89	31.00	30.00	6.61
E	26	10/22/89	33.00	35.00	6.64
E	26	10/23/89	34.00	39.00	7.21
E	26	10/24/89	31.00	39.00	6.36
E	26	10/25/89	33.00	41.00	6.53
E	26	10/26/89	30.00	35.00	6.86
E	26	10/27/89	31.00	41.00	6.43
E	26	10/28/89	29.00	39.00	6.58
E	26	10/29/89	21.00	38.00	6.64
E	26	10/30/89	21.00	38.00	7.16
E	26	10/31/89	19.00	35.00	7.10
E	26	11/01/89	27.00	32.00	6.87
E	26	11/02/89	30.00	44.00	6.62
E	26	11/03/89	32.00	38.00	6.87
E	26	11/04/89	32.00	32.00	6.44
E	26	11/05/89	38.00	44.00	6.43
E	26	11/06/89	37.00	47.00	6.63
E	26	11/07/89	34.00	41.00	6.28
E	26	11/08/89	30.00	38.00	6.69
E	26	11/09/89	23.00	39.00	5.18
E	26	11/10/89	32.00	32.00	5.88
E	26	11/11/89	37.00	33.00	6.08
E	26	11/12/89	32.00	54.00	6.01
E	26	11/13/89	31.00	45.00	6.45
E	26	11/14/89	29.00	47.00	6.92
E	26	11/15/89	29.00	40.00	6.43
E	26	11/16/89	34.00	44.00	6.27
E	26	11/17/89	34.00	38.00	6.19
E	26	11/18/89	22.00	36.00	5.87
E	26	11/19/89	19.00	48.00	6.31
E	26	11/20/89	20.00	31.00	5.96
E	26	11/21/89	22.00	53.00	6.63
E	26	11/22/89	27.00	48.00	7.14
E	26	11/23/89	31.00	48.00	6.34
E	26	11/24/89	29.00	36.00	6.00
E	26	11/25/89	31.00	15.00	6.23
E	26	11/26/89	23.00	17.00	6.29

Listing A - 2

Raw Data Listing of Daily BOD, TSS, and Flow Data
Used in Calculations of Variability Factors

Proposed Subpart	Mill	Sampling Date	BOD Conc (mg/l)	TSS Conc (mg/l)	Flow (mgd)
E	26	11/27/89	21.00	15.00	6.34
E	26	11/28/89	22.00	15.00	6.43
E	26	11/29/89	24.00	12.00	6.85
E	26	11/30/89	25.00	14.00	5.85
E	26	12/01/89	28.00	34.00	6.02
E	26	12/02/89	27.00	35.00	6.58
E	26	12/03/89	27.00	30.00	6.46
E	26	12/04/89	22.00	29.00	6.67
E	26	12/05/89	22.00	29.00	7.06
E	26	12/06/89	21.00	23.00	5.80
E	26	12/07/89	22.00	22.00	6.93
E	26	12/08/89	19.00	21.00	6.96
E	26	12/09/89	17.00	20.00	6.90
E	26	12/10/89	17.00	24.00	7.14
E	26	12/11/89	20.00	35.00	6.90
E	26	12/12/89	20.00	38.00	6.90
E	26	12/13/89	23.00	42.00	6.53
E	26	12/14/89	28.00	41.00	6.54
E	26	12/15/89	32.00	36.00	5.99
E	26	12/16/89	33.00	40.00	6.23
E	26	12/17/89	31.00	44.00	6.50
E	26	12/18/89	42.00	53.00	6.80
E	26	12/19/89	44.00	53.00	7.23
E	26	12/20/89	40.00	37.00	6.80
E	26	12/21/89	34.00	39.00	6.23
E	26	12/22/89	38.00	44.00	6.02
E	26	12/23/89	40.00	58.00	5.81
E	26	12/24/89	43.00	42.00	6.09
E	26	12/25/89	38.00	42.00	5.76
E	26	12/26/89	35.00	50.00	6.46
E	26	12/27/89	32.00	56.00	6.13
E	26	12/28/89	34.00	52.00	5.79
E	26	12/29/89	41.00	52.00	5.84
E	26	12/30/89	42.00	59.00	5.52
E	26	12/31/89	59.00	59.00	5.58
E	27	01/01/89	38.78	37.72	10.57
E	27	01/02/89	51.71	47.34	10.34
E	27	01/03/89	40.77	47.01	10.69
E	27	01/04/89	44.74	54.04	10.40
E	27	01/05/89	43.74	51.77	10.23
E	27	01/06/89	40.77	45.26	10.60
E	27	01/07/89	42.75	42.91	10.59
E	27	01/08/89	52.70	67.42	10.19
E	27	01/09/89	52.70	50.57	9.33
E	27	01/10/89	37.78	46.14	9.76
E	27	01/11/89	32.81	44.60	9.87
E	27	01/12/89	29.84	36.41	9.81
E	27	01/13/89	35.80	34.93	9.36
E	27	01/14/89	44.75	42.35	10.59
E	27	01/15/89	39.77	41.66	10.69
E	27	01/16/89	41.76	26.40	10.59
E	27	01/17/89	40.77	43.70	10.11
E	27	01/18/89	37.79	47.51	10.69
E	27	01/19/89	38.78	40.29	9.89
E	27	01/20/89	49.72	39.29	9.63
E	27	01/21/89	54.68	48.55	10.36
E	27	01/22/89	40.77	50.36	10.06
E	27	01/23/89	50.71	56.48	10.33
E	27	01/24/89	38.78	52.37	10.36
E	27	01/25/89	39.77	59.01	9.38
E	27	01/26/89	49.71	57.92	10.98
E	27	01/27/89	55.68	53.81	10.38
E	27	01/28/89	59.66	64.21	10.23
E	27	01/29/89	53.70	56.62	11.01
E	27	01/30/89	52.70	59.54	10.55
E	27	01/31/89	49.72	52.41	10.54
E	27	02/01/89	42.76	54.38	9.77
E	27	02/02/89	33.81	39.88	10.04
E	27	02/03/89	45.74	53.61	9.47
E	27	02/04/89	77.56	60.60	10.74
E	27	02/05/89	51.71	54.30	9.95
E	27	02/06/89	70.60	40.44	10.36
E	27	02/07/89	59.66	53.08	10.21
E	27	02/08/89	48.72	41.99	10.70
E	27	02/09/89	47.73	56.15	10.43
E	27	02/10/89	53.69	53.77	10.72
E	27	02/11/89	54.68	49.15	10.71
E	27	02/12/89	57.67	44.39	10.71
E	27	02/13/89	45.74	45.05	10.49
E	27	02/14/89	41.76	45.97	10.58
E	27	02/15/89	39.77	44.51	10.36
E	27	02/16/89	42.75	67.99	10.61
E	27	02/17/89	53.70	56.46	10.63
E	27	02/18/89	51.71	68.95	10.46
E	27	02/19/89	73.59	66.41	10.45
E	27	02/20/89	73.59	52.93	10.57
E	27	02/21/89	75.57	56.03	10.64
E	27	02/22/89	95.46	72.46	10.93
E	27	02/23/89	88.50	71.46	9.88
E	27	02/24/89	60.65	68.35	10.50
E	27	02/25/89	56.68	45.27	10.80
E	27	02/26/89	68.61	59.02	10.80
E	27	02/27/89	67.62	61.42	10.41
E	27	02/28/89	83.52	77.73	10.80
E	27	03/01/89	57.68	66.11	10.70
E	27	03/02/89	59.66	54.81	10.77
E	27	03/03/89	65.63	53.43	10.99
E	27	03/04/89	70.59	56.51	10.34
E	27	03/05/89	66.62	42.15	10.24
E	27	03/06/89	74.57	48.61	9.23
E	27	03/07/89	74.57	62.61	9.94
E	27	03/08/89	81.53	65.90	10.14
E	27	03/09/89	241.63	23.29	9.78
E	27	03/10/89	110.36	44.02	9.22
E	27	03/11/89	85.51	45.31	9.66
E	27	03/12/89	77.56	36.14	10.80
E	27	03/13/89	64.63	38.22	10.56
E	27	03/14/89	88.49	36.13	10.40
E	27	03/15/89	85.51	38.51	9.41
E	27	03/16/89	40.77	37.01	10.72
E	27	03/17/89	40.76	34.25	10.53
E	27	03/18/89	39.78	41.42	11.26
E	27	03/19/89	46.73	55.79	10.62
E	27	03/20/89	60.65	57.99	10.74
E	27	03/21/89	59.66	63.29	10.89
E	27	03/22/89	59.66	60.84	10.62
E	27	03/23/89	59.66	46.56	10.57
E	27	03/24/89	67.62	54.80	10.80
E	27	03/25/89	46.74	41.98	10.04
E	27	03/26/89	45.74	58.33	9.26
E	27	03/27/89	56.68	43.02	10.68
E	27	03/28/89	55.68	51.80	10.59
E	27	03/29/89	59.66	54.89	8.82
E	27	03/30/89	52.70	65.61	10.97
E	27	03/31/89	54.65	63.35	11.34
E	27	04/01/89	61.65	62.43	11.07
E	27	04/02/89	65.63	61.87	11.02
E	27	04/03/89	60.66	61.86	9.45
E	27	04/04/89	57.68	63.65	10.05
E	27	04/05/89	58.67	55.10	11.05
E	27	04/06/89	52.70	53.98	10.36
E	27	04/07/89	141.19	49.04	7.69
E	27	04/08/89	142.19	58.56	7.95
E	27	04/09/89	67.61	53.35	9.68
E	27	04/10/89	74.58	46.39	9.58
E	27	04/11/89	99.43	47.33	10.52
E	27	04/12/89	104.41	63.04	8.87
E	27	04/13/89	72.73	61.18	8.31
E	27	04/14/89	72.59	44.85	8.65
E	27	04/15/89	103.41	44.30	8.52
E	27	04/16/89	78.55	41.82	8.18
E	27	04/17/89	70.59	33.92	8.48
E	27	04/18/89	67.62	37.49	8.44
E	27	04/19/89	53.69	28.23	9.10
E	27	04/20/89	66.62	44.94	8.52
E	27	04/21/89	55.68	37.90	8.70
E	27	04/22/89	57.67	44.88	8.99
E	27	04/23/89	49.71	41.15	9.36
E	27	04/24/89	55.69	41.81	8.81
E	27	04/25/89	46.74	45.05	8.77
E	27	04/26/89	45.74	59.15	9.12
E	27	04/27/89	45.74	46.31	9.46
E	27	04/28/89	62.64	54.65	8.85
E	27	04/29/89	46.73	60.83	8.55
E	27	04/30/89	59.66	57.82	8.52
E	27	05/01/89	64.63	69.39	10.50
E	27	05/02/89	49.72	64.37	8.96
E	27	05/03/89	52.45	89.98	9.70
E	27	05/04/89	53.70	57.40	7.98
E	27	05/05/89	95.46	82.71	9.25
E	27	05/06/89	66.62	48.16	11.08
E	27	05/07/89	53.69	53.12	11.28
E	27	05/08/89	49.72	42.71	11.46
E	27	05/09/89	48.73	44.63	10.61
E	27	05/10/89	69.60	39.15	10.03
E	27	05/11/89	63.64	61.29	10.30
E	27	05/12/89	65.63	58.93	11.08
E	27	05/13/89	59.66	53.53	10.42
E	27	05/14/89	57.67	73.13	9.71
E	27	05/15/89	53.69	51.41	8.48
E	27	05/16/89	70.59	81.46	10.59
E	27	05/17/89	66.62	45.67	10.15
E	27	05/18/89	64.63	64.40	13.32
E	27	05/19/89	71.59	55.67	10.78
E	27	05/20/89	52.70	42.60	9.95
E	27	05/21/89	60.65	56.57	9.96
E	27	05/22/89	88.49	75.08	10.00
E	27	05/23/89	63.63	69.61	9.78
E	27	05/24/89	112.36	65.81	9.07
E	27	05/25/89	139.20	61.33	11.23
E	27	05/26/89	90.48	73.94	10.83
E	27	05/27/89	61.65	69.43	10.83
E	27	05/28/89	72.58	66.64	10.81
E	27	05/29/89	98.43	44.21	6.62
E	27	05/30/89	51.71	42.85	8.65
E	27	05/31/89	36.80	39.06	7.74
E	27	06/01/89	45.74	38.60	10.69
E	27	06/02/89	82.53	60.81	10.73
E	27	06/03/89	150.14	81.83	11.16
E	27	06/04/89	116.34	55.97	10.79

Listing A 2

Raw Data Listing of Daily BOD, TSS, and Flow Data
Used in Calculations of Variabililty Factors

Proposed Subpart	Mill	Sampling Date	BOD Conc (mg/l)	TSS Conc (mg/l)	Flow (mgd)
E	27	06/05/89	52.70	43.50	12.34
E	27	06/06/89	65.62	56.78	10.59
E	27	06/07/89	56.68	56.21	9.90
E	27	06/08/89	60.65	39.50	9.27
E	27	06/09/89	59.66	42.71	11.53
E	27	06/10/89	45.74	48.38	11.11
E	27	06/11/89	46.74	48.77	11.62
E	27	06/12/89	51.71	43.70	11.51
E	27	06/13/89	54.69	42.13	10.85
E	27	06/14/89	55.68	40.17	10.59
E	27	06/15/89	51.71	37.52	10.12
E	27	06/16/89	62.64	56.77	8.81
E	27	06/17/89	59.66	44.61	8.26
E	27	06/18/89	86.60	36.83	10.95
E	27	06/19/89	98.43	40.88	11.09
E	27	06/20/89	45.74	47.59	10.67
E	27	06/21/89	44.75	54.33	11.03
E	27	06/22/89	50.71	54.34	10.78
E	27	06/23/89	55.68	50.97	10.59
E	27	06/24/89	55.69	70.97	10.72
E	27	06/25/89	57.67	42.10	10.53
E	27	06/26/89	48.73	57.58	10.61
E	27	06/27/89	58.67	63.41	10.96
E	27	06/28/89	54.69	58.78	10.75
E	27	06/29/89	61.65	64.23	9.58
E	27	06/30/89	64.64	49.29	9.39
E	27	07/01/89	25.86	75.06	10.57
E	27	07/02/89	48.72	45.98	11.39
E	27	07/03/89	94.45	54.73	2.93
E	27	07/04/89	49.72	45.08	2.60
E	27	07/05/89	11.94	22.33	8.51
E	27	07/06/89	25.86	39.53	9.14
E	27	07/07/89	26.85	37.30	9.79
E	27	07/08/89	38.78	52.62	11.40
E	27	07/09/89	31.81	39.74	11.02
E	27	07/10/89	49.72	35.67	11.33
E	27	07/11/89	38.78	30.42	11.43
E	27	07/12/89	35.79	25.03	12.23
E	27	07/13/89	32.82	23.32	11.96
E	27	07/14/89	34.80	35.22	12.30
E	27	07/15/89	46.74	33.19	12.17
E	27	07/16/89	67.61	43.34	11.27
E	27	07/17/89	76.57	44.79	12.16
E	27	07/18/89	36.79	32.40	11.53
E	27	07/19/89	30.83	31.27	11.93
E	27	07/20/89	37.79	37.55	11.90
E	27	07/21/89	30.82	40.44	11.85
E	27	07/22/89	44.75	41.88	11.51
E	27	07/23/89	47.73	39.29	11.46
E	27	07/24/89	90.48	63.91	12.96
E	27	07/25/89	56.68	42.60	13.93
E	27	07/26/89	42.75	35.55	13.17
E	27	07/27/89	36.79	34.93	12.31
E	27	07/28/89	34.80	28.31	11.47
E	27	07/29/89	40.77	35.96	11.56
E	27	07/30/89	35.79	39.56	10.11
E	27	07/31/89	87.51	44.07	10.45
E	27	08/01/89	57.67	38.47	11.57
E	27	08/02/89	53.70	48.32	12.30
E	27	08/03/89	52.70	33.94	12.35
E	27	08/04/89	53.70	41.55	12.20
E	27	08/05/89	83.53	41.45	12.48
E	27	08/06/89	132.25	52.72	12.36
E	27	08/07/89	112.36	46.40	12.21
E	27	08/08/89	98.44	46.92	12.23
E	27	08/09/89	95.42	72.88	12.47
E	27	08/10/89	101.43	57.73	12.62
E	27	08/11/89	93.46	53.42	12.75
E	27	08/12/89	105.40	55.79	11.93
E	27	08/13/89	97.44	58.03	12.06
E	27	08/14/89	43.75	48.00	11.56
E	27	08/15/89	38.78	45.52	11.65
E	27	08/16/89	40.76	46.72	11.88
E	27	08/17/89	41.76	43.24	11.63
E	27	08/18/89	63.64	45.49	10.77
E	27	08/19/89	109.38	62.45	10.59
E	27	08/20/89	60.65	43.72	12.31
E	27	08/21/89	41.76	32.49	12.04
E	27	08/22/89	25.85	29.55	12.03
E	27	08/23/89	16.91	25.65	11.10
E	27	08/24/89	23.86	32.55	11.82
E	27	08/25/89	31.81	29.88	11.92
E	27	08/26/89	34.80	24.17	11.61
E	27	08/27/89	33.80	33.12	12.07
E	27	08/28/89	33.81	32.67	11.88
E	27	08/29/89	42.76	44.17	12.08
E	27	08/30/89	50.71	60.48	11.89
E	27	08/31/89	64.64	90.55	12.15
E	27	09/01/89	56.68	63.60	11.15
E	27	09/02/89	38.78	51.85	11.33
E	27	09/03/89	49.72	50.21	11.61
E	27	09/04/89	81.54	56.65	5.92
E	27	09/05/89	74.57	59.46	9.79
E	27	09/06/89	54.69	71.57	11.57
E	27	09/07/89	32.81	33.70	10.60
E	27	09/08/89	64.63	31.75	10.06
E	27	09/09/89	121.31	34.11	10.41
E	27	09/10/89	36.79	32.82	11.02
E	27	09/11/89	32.81	27.82	11.74
E	27	09/12/89	18.90	33.40	11.44
E	27	09/13/89	36.79	39.13	11.58
E	27	09/14/89	32.82	36.28	11.21
E	27	09/15/89	30.68	31.84	11.21
E	27	09/16/89	47.73	32.57	11.48
E	27	09/17/89	45.74	40.56	11.92
E	27	09/18/89	48.72	41.95	12.40
E	27	09/19/89	41.76	47.80	12.59
E	27	09/20/89	50.71	77.44	13.25
E	27	09/21/89	51.70	72.10	12.22
E	27	09/22/89	68.61	76.68	12.54
E	27	09/23/89	47.73	34.65	12.02
E	27	09/24/89	39.77	34.71	12.17
E	27	09/25/89	40.77	27.96	11.89
E	27	09/26/89	26.85	30.32	12.13
E	27	09/27/89	32.81	46.53	11.47
E	27	09/28/89	51.70	49.91	10.71
E	27	09/29/89	69.60	38.86	12.12
E	27	09/30/89	63.63	32.35	12.06
E	27	10/01/89	79.54	29.89	11.81
E	27	10/02/89	77.55	28.37	12.21
E	27	10/03/89	32.81	36.44	12.05
E	27	10/04/89	35.80	45.02	12.10
E	27	10/05/89	43.75	47.23	11.86
E	27	10/06/89	65.62	41.17	10.87
E	27	10/07/89	117.33	41.26	12.09
E	27	10/08/89	35.80	43.61	12.49
E	27	10/09/89	41.76	49.17	12.24
E	27	10/10/89	31.81	53.05	11.89
E	27	10/11/89	34.80	43.32	11.98
E	27	10/12/89	34.80	51.77	12.05
E	27	10/13/89	38.78	53.10	12.34
E	27	10/14/89	33.81	55.91	12.58
E	27	10/15/89	31.82	48.47	11.76
E	27	10/16/89	36.79	41.16	11.97
E	27	10/17/89	33.81	39.17	12.21
E	27	10/18/89	27.84	30.00	11.43
E	27	10/19/89	54.69	63.72	11.30
E	27	10/20/89	50.71	51.76	13.51
E	27	10/21/89	45.82	51.36	12.24
E	27	10/22/89	40.77	59.69	11.26
E	27	10/23/89	37.78	52.62	11.63
E	27	10/24/89	36.79	43.32	11.56
E	27	10/25/89	36.79	55.95	11.61
E	27	10/26/89	22.87	27.06	8.94
E	27	10/27/89	57.67	84.01	11.73
E	27	10/28/89	53.70	60.28	13.38
E	27	10/29/89	59.66	47.25	12.80
E	27	10/30/89	72.59	47.48	12.23
E	27	10/31/89	47.73	56.97	13.04
E	27	11/01/89	60.65	64.18	11.62
E	27	11/02/89	134.24	73.30	10.17
E	27	11/03/89	83.52	68.63	11.00
E	27	11/04/89	138.22	59.48	10.17
E	27	11/05/89	66.62	57.50	11.94
E	27	11/06/89	61.65	57.40	11.23
E	27	11/07/89	68.61	61.84	11.06
E	27	11/08/89	69.60	59.59	11.54
E	27	11/09/89	53.69	62.78	12.57
E	27	11/10/89	55.69	72.78	12.39
E	27	11/11/89	42.75	75.30	12.24
E	27	11/12/89	40.77	47.67	12.31
E	27	11/13/89	42.75	56.92	12.05
E	27	11/14/89	36.79	54.11	11.96
E	27	11/15/89	46.73	59.01	12.34
E	27	11/16/89	34.80	43.56	11.44
E	27	11/17/89	45.74	43.91	10.18
E	27	11/18/89	47.72	39.24	10.21
E	27	11/19/89	34.80	31.73	11.28
E	27	11/20/89	47.73	40.21	11.71
E	27	11/21/89	41.76	36.91	14.10
E	27	11/22/89	30.82	30.43	10.96
E	27	11/23/89	43.76	43.18	5.76
E	27	11/24/89	50.71	30.13	10.08
E	27	11/25/89	19.89	27.14	12.11
E	27	11/26/89	29.83	32.94	11.63
E	27	11/27/89	27.84	39.58	12.30
E	27	11/28/89	19.89	43.20	12.81
E	27	11/29/89	190.92	42.61	9.85
E	27	11/30/89	284.38	70.81	11.90
E	27	12/01/89	262.50	75.82	12.55
E	27	12/02/89	283.39	74.96	12.65
E	27	12/03/89	226.70	88.23	12.76
E	27	12/04/89	250.57	81.62	12.54
E	27	12/05/89	181.96	61.76	12.36
E	27	12/06/89	117.33	54.91	12.52
E	27	12/07/89	89.49	52.23	11.79
E	27	12/08/89	50.71	45.45	12.06
E	27	12/09/89	21.86	33.31	12.17
E	27	12/10/89	20.88	33.68	12.71
E	27	12/11/89	24.86	38.58	12.52

Listing A 2

Raw Data Listing of Daily BOD, TSS, and Flow Data
Used in Calculations of Variabililty Factors

Proposed Subpart	Mill	Sampling Date	BOD Conc (mg/l)	TSS Conc (mg/l)	Flow (mgd)
E	27	12/12/89	27.84	27.28	12.62
E	27	12/13/89	18.89	35.63	12.85
E	27	12/14/89	20.88	35.76	12.29
E	27	12/15/89	20.88	30.24	12.84
E	27	12/16/89	76.56	39.97	12.66
E	27	12/17/89	41.76	27.71	12.81
E	27	12/18/89	43.75	27.54	13.36
E	27	12/19/89	37.78	27.44	13.51
E	27	12/20/89	46.74	45.95	13.22
E	27	12/21/89	57.68	56.96	12.60
E	27	12/22/89	55.68	51.63	12.38
E	27	12/23/89	33.81	38.43	12.68
E	27	12/24/89	40.77	47.37	8.54
E	27	12/25/89	36.79	64.20	6.72
E	27	12/26/89	24.86	36.81	10.91
E	27	12/27/89	26.85	19.74	12.17
E	27	12/28/89	24.86	26.08	12.16
E	27	12/29/89	28.84	32.95	12.99
E	27	12/30/89	37.78	33.42	13.12
E	27	12/31/89	33.81	32.54	13.02
E	28	01/01/89	12.00	11.00	18.02
E	28	01/02/89	13.00	13.00	20.49
E	28	01/03/89	13.00	21.00	20.16
E	28	01/04/89	13.00	21.00	20.38
E	28	01/05/89	15.00	23.00	19.47
E	28	01/06/89	15.00	14.00	17.18
E	28	01/07/89	12.00	14.00	19.12
E	28	01/08/89	14.00	12.00	20.48
E	28	01/09/89	16.00	22.00	20.29
E	28	01/10/89	14.00	16.00	20.50
E	28	01/11/89	12.00	20.00	20.19
E	28	01/12/89	12.00	20.00	21.18
E	28	01/13/89	62.00	174.00	21.37
E	28	01/14/89	70.00	130.00	20.17
E	28	01/15/89	34.00	108.00	21.35
E	28	01/16/89	47.00	76.00	20.67
E	28	01/17/89	25.00	58.00	20.93
E	28	01/18/89	33.00	60.00	20.41
E	28	01/19/89	34.00	52.00	20.13
E	28	01/20/89	38.00	65.00	20.00
E	28	01/21/89	37.00	65.00	20.02
E	28	01/22/89	37.00	52.00	17.67
E	28	01/23/89	33.00	28.00	19.98
E	28	01/24/89	52.00	86.00	20.15
E	28	01/25/89	42.00	63.00	19.96
E	28	01/26/89	44.00	65.00	19.86
E	28	01/27/89	47.00	48.00	20.08
E	28	01/28/89	40.00	43.00	20.13
E	28	01/29/89	38.00	30.00	20.47
E	28	01/30/89	31.00	28.00	20.65
E	28	01/31/89	30.00	28.00	20.65
E	28	02/01/89	33.00	24.00	19.59
E	28	02/02/89	33.00	29.00	19.48
E	28	02/03/89	43.00	54.00	14.19
E	28	02/04/89	42.00	40.00	17.58
E	28	02/05/89	39.00	33.00	18.24
E	28	02/06/89	31.00	39.00	16.94
E	28	02/07/89	30.00	25.00	18.38
E	28	02/08/89	40.00	33.00	18.86
E	28	02/09/89	61.00	52.00	19.93
E	28	02/10/89	35.00	48.00	19.87
E	28	02/11/89	30.00	30.00	20.41
E	28	02/12/89	26.00	29.00	19.59
E	28	02/13/89	26.00	28.00	20.05
E	28	02/14/89	23.00	29.00	20.68
E	28	02/15/89	26.00	22.00	19.95
E	28	02/16/89	20.00	16.00	20.55
E	28	02/17/89	16.00	19.00	21.00
E	28	02/18/89	24.00	20.00	20.45
E	28	02/19/89	21.00	29.00	19.74
E	28	02/20/89	24.00	29.00	19.68
E	28	02/21/89	22.00	32.00	20.59
E	28	02/22/89	25.00	41.00	20.40
E	28	02/23/89	15.00	24.00	20.28
E	28	02/24/89	13.00	33.00	20.30
E	28	02/25/89	31.00	56.00	17.66
E	28	02/26/89	32.00	46.00	20.51
E	28	02/27/89	15.00	23.00	20.88
E	28	02/28/89	33.00	49.00	20.66
E	28	03/01/89	25.00	24.00	20.28
E	28	03/02/89	23.00	23.00	20.76
E	28	03/03/89	24.00	24.00	20.84
E	28	03/04/89	17.00	25.00	20.11
E	28	03/05/89	27.00	25.00	20.38
E	28	03/06/89	26.00	32.00	20.31
E	28	03/07/89	24.00	28.00	19.98
E	28	03/08/89	30.00	26.00	19.75
E	28	03/09/89	21.00	32.00	20.97
E	28	03/10/89	21.00	10.00	21.46
E	28	03/11/89	15.00	6.00	20.06
E	28	03/12/89	18.00	29.00	20.07
E	28	03/13/89	20.00	36.00	21.09
E	28	03/14/89	23.00	29.00	21.14
E	28	03/15/89	19.00	32.00	19.85
E	28	03/16/89	18.00	47.00	20.63
E	28	03/17/89	26.00	57.00	21.22
E	28	03/18/89	25.00	54.00	19.56
E	28	03/19/89	21.00	55.00	19.73
E	28	03/20/89	22.00	54.00	21.68
E	28	03/21/89	30.00	61.00	21.38
E	28	03/22/89	32.00	58.00	11.89
E	28	03/23/89	47.00	83.00	17.84
E	28	03/24/89	40.00	80.00	20.45
E	28	03/25/89	30.00	56.00	19.71
E	28	03/26/89	37.00	64.00	19.86
E	28	03/27/89	29.00	65.00	20.54
E	28	03/28/89	32.00	76.00	21.27
E	28	03/29/89	40.00	90.00	20.35
E	28	03/30/89	36.00	76.00	20.74
E	28	03/31/89	39.00	116.00	20.05
E	28	04/01/89	56.00	131.00	19.21
E	28	04/02/89	36.00	121.00	19.94
E	28	04/03/89	55.00	160.00	20.80
E	28	04/04/89	37.00	116.00	21.70
E	28	04/05/89	44.00	25.00	20.04
E	28	04/06/89	76.00	184.00	20.41
E	28	04/07/89	49.00	146.00	20.76
E	28	04/08/89	46.00	140.00	19.72
E	28	04/09/89	62.00	143.00	20.09
E	28	04/10/89	71.00	168.00	18.56
E	28	04/11/89	73.00	170.00	21.72
E	28	04/12/89	79.00	169.00	21.96
E	28	04/13/89	78.00	182.00	21.49
E	28	04/14/89	72.00	176.00	20.73
E	28	04/15/89	72.00	216.00	21.27
E	28	04/16/89	73.00	182.00	20.51
E	28	04/17/89	87.00	182.00	21.40
E	28	04/18/89	88.00	115.00	21.43
E	28	04/19/89	83.00	260.00	21.61
E	28	04/20/89	70.00	252.00	21.02
E	28	04/21/89	100.00	244.00	21.27
E	28	04/22/89	54.00	140.00	20.39
E	28	04/23/89	36.00	123.00	20.09
E	28	04/24/89	49.00	104.00	20.75
E	28	04/25/89	21.00	113.00	20.65
E	28	04/26/89	21.00	73.00	20.62
E	28	04/27/89	19.00	62.00	20.77
E	28	04/28/89	22.00	41.00	19.27
E	28	04/29/89	29.00	49.00	19.60
E	28	04/30/89	31.00	62.00	19.30
E	28	05/01/89	29.00	70.00	20.82
E	28	05/02/89	50.00	62.00	20.31
E	28	05/03/89	48.00	57.00	20.51
E	28	05/04/89	38.00	46.00	20.33
E	28	05/05/89	36.00	27.00	20.38
E	28	05/06/89	47.00	46.00	19.83
E	28	05/07/89	35.00	36.00	20.25
E	28	05/08/89	22.00	46.00	21.37
E	28	05/09/89	20.00	26.00	20.99
E	28	05/10/89	27.00	32.00	19.73
E	28	05/11/89	30.00	30.00	20.47
E	28	05/12/89	30.00	24.00	20.64
E	28	05/13/89	31.00	29.00	18.96
E	28	05/14/89	33.00	16.00	19.34
E	28	05/15/89	20.00	24.00	19.63
E	28	05/16/89	27.00	25.00	20.31
E	28	05/17/89	30.00	22.00	19.29
E	28	05/18/89	26.00	27.00	20.99
E	28	05/19/89	32.00	41.00	20.95
E	28	05/20/89	28.00	26.00	19.83
E	28	05/21/89	27.00	29.00	20.49
E	28	05/22/89	34.00	37.00	20.98
E	28	05/23/89	21.00	34.00	20.80
E	28	05/24/89	26.00	25.00	21.60
E	28	05/25/89	31.00	43.00	21.10
E	28	05/26/89	22.00	30.00	21.28
E	28	05/27/89	19.00	35.00	20.46
E	28	05/28/89	20.00	54.00	20.32
E	28	05/29/89	12.00	16.00	19.55
E	28	05/30/89	14.00	18.00	20.77
E	28	05/31/89	25.00	56.00	20.91
E	28	06/01/89	23.00	55.00	20.32
E	28	06/02/89	13.00	44.00	21.61
E	28	06/03/89	18.00	48.00	20.64
E	28	06/04/89	34.00	47.00	20.07
E	28	06/05/89	14.00	24.00	20.17
E	28	06/06/89	10.00	81.00	19.73
E	28	06/07/89	17.00	29.00	18.39
E	28	06/08/89	14.00	26.00	20.09
E	28	06/09/89	21.00	31.00	20.10
E	28	06/10/89	27.00	40.00	19.22
E	28	06/11/89	29.00	47.00	19.32
E	28	06/12/89	16.00	34.00	19.22
E	28	06/13/89	19.00	20.00	19.76
E	28	06/14/89	21.00	25.00	20.39
E	28	06/15/89	16.00	27.00	19.66
E	28	06/16/89	18.00	25.00	17.89
E	28	06/17/89	18.00	32.00	19.27
E	28	06/18/89	21.00	42.00	20.09
E	28	06/19/89	20.00	36.00	19.58

Listing A 2

Raw Data Listing of Daily BOD, TSS, and Flow Data
Used in Calculations of Variabililty Factors

Proposed Subpart	Mill	Sampling Date	BOD Conc (mg/l)	TSS Conc (mg/l)	Flow (mgd)
E	28	06/20/89	23.00	32.00	19.78
E	28	06/21/89	23.00	35.00	20.84
E	28	06/22/89	32.00	47.00	20.43
E	28	06/23/89	25.00	33.00	20.27
E	28	06/24/89	33.00	39.00	20.32
E	28	06/25/89	23.00	27.00	19.88
E	28	06/26/89	25.00	41.00	20.24
E	28	06/27/89	32.00	52.00	20.30
E	28	06/28/89	25.00	96.00	19.05
E	28	06/29/89	25.00	110.00	19.74
E	28	06/30/89	29.00	55.00	20.81
E	28	07/01/89	31.00	55.00	20.62
E	28	07/02/89	29.00	59.00	20.35
E	28	07/03/89	33.00	63.00	19.91
E	28	07/04/89	30.00	63.00	19.59
E	28	07/05/89	33.00	65.00	19.62
E	28	07/06/89	35.00	73.00	19.92
E	28	07/07/89	39.00	60.00	19.97
E	28	07/08/89	29.00	63.00	19.35
E	28	07/09/89	30.00	72.00	18.97
E	28	07/10/89	29.00	41.00	18.68
E	28	07/11/89	27.00	63.00	19.09
E	28	07/12/89	24.00	45.00	19.65
E	28	07/13/89	19.00	51.00	18.26
E	28	07/14/89	22.00	35.00	19.45
E	28	07/15/89	21.00	31.00	19.70
E	28	07/16/89	18.00	23.00	20.20
E	28	07/17/89	12.00	5.00	3.78
E	28	07/18/89	15.00	27.00	0.75
E	28	07/19/89	16.00	30.00	0.75
E	28	07/20/89	22.00	70.00	6.85
E	28	07/21/89	20.00	50.00	11.27
E	28	07/22/89	23.00	46.00	17.52
E	28	07/23/89	32.00	48.00	19.68
E	28	07/24/89	39.00	31.00	20.74
E	28	07/25/89	39.00	24.00	21.10
E	28	07/26/89	22.00	13.00	21.69
E	28	07/27/89	48.00	12.00	21.47
E	28	07/28/89	40.00	27.00	19.01
E	28	07/29/89	67.00	90.00	17.98
E	28	07/30/89	71.00	162.00	17.78
E	28	07/31/89	71.00	64.00	20.47
E	28	08/01/89	57.00	111.00	19.79
E	28	08/02/89	104.00	288.00	21.57
E	28	08/03/89	61.00	155.00	21.65
E	28	08/04/89	54.00	205.00	21.44
E	28	08/05/89	50.00	156.00	20.34
E	28	08/06/89	59.00	115.00	20.64
E	28	08/07/89	45.00	50.00	21.32
E	28	08/08/89	27.00	58.00	17.02
E	28	08/09/89	30.00	26.00	20.03
E	28	08/10/89	29.00	31.00	21.07
E	28	08/11/89	34.00	41.00	14.07
E	28	08/12/89	29.00	37.00	18.80
E	28	08/13/89	46.00	43.00	20.64
E	28	08/14/89	42.00	48.00	21.17
E	28	08/15/89	33.00	32.00	21.43
E	28	08/16/89	32.00	28.00	19.00
E	28	08/17/89	31.00	25.00	20.73
E	28	08/18/89	43.00	27.00	20.86
E	28	08/19/89	42.00	38.00	20.04
E	28	08/20/89	55.00	52.00	19.56
E	28	08/21/89	38.00	42.00	19.83
E	28	08/22/89	29.00	46.00	20.49
E	28	08/23/89	25.00	34.00	20.67
E	28	08/24/89	39.00	54.00	20.83
E	28	08/25/89	35.00	38.00	20.22
E	28	08/26/89	33.00	23.00	20.53
E	28	08/27/89	34.00	36.00	19.86
E	28	08/28/89	27.00	37.00	20.09
E	28	08/29/89	28.00	39.00	20.04
E	28	08/30/89	26.00	34.00	19.31
E	28	08/31/89	33.00	46.00	19.31
E	28	09/01/89	25.00	34.00	19.48
E	28	09/02/89	35.00	56.00	19.05
E	28	09/03/89	29.00	43.00	18.65
E	28	09/04/89	40.00	45.00	17.79
E	28	09/05/89	29.00	42.00	20.00
E	28	09/06/89	30.00	54.00	19.64
E	28	09/07/89	28.00	48.00	20.19
E	28	09/08/89	26.00	30.00	20.64
E	28	09/09/89	26.00	30.00	20.39
E	28	09/10/89	27.00	32.00	19.81
E	28	09/11/89	22.00	30.00	20.81
E	28	09/12/89	22.00	22.00	19.76
E	28	09/13/89	28.00	42.00	20.22
E	28	09/14/89	33.00	56.00	19.95
E	28	09/15/89	36.00	57.00	20.74
E	28	09/16/89	23.00	27.00	19.17
E	28	09/17/89	26.00	16.00	19.40
E	28	09/18/89	19.00	27.00	20.15
E	28	09/19/89	22.00	20.00	19.70
E	28	09/20/89	22.00	16.00	19.46
E	28	09/21/89	24.00	26.00	19.90
E	28	09/22/89	40.00	19.00	20.57
E	28	09/23/89	41.00	30.00	18.54
E	28	09/24/89	21.00	12.00	18.53
E	28	09/25/89	20.00	14.00	19.68
E	28	09/26/89	18.00	10.00	19.89
E	28	09/27/89	28.00	23.00	20.14
E	28	09/28/89	41.00	64.00	20.27
E	28	09/29/89	19.00	11.00	16.36
E	28	09/30/89	18.00	11.00	19.16
E	28	10/01/89	20.00	10.00	19.80
E	28	10/02/89	22.00	18.00	18.99
E	28	10/03/89	19.00	12.00	20.01
E	28	10/04/89	19.00	13.00	21.49
E	28	10/05/89	18.00	10.00	20.77
E	28	10/06/89	23.00	16.00	20.73
E	28	10/07/89	23.00	16.00	21.16
E	28	10/08/89	20.00	15.00	20.88
E	28	10/09/89	20.00	12.00	20.81
E	28	10/10/89	19.00	11.00	20.01
E	28	10/11/89	16.00	14.00	21.47
E	28	10/12/89	17.00	12.00	18.99
E	28	10/13/89	15.00	18.00	21.29
E	28	10/14/89	17.00	18.00	20.99
E	28	10/15/89	21.00	27.00	20.82
E	28	10/16/89	14.00	24.00	20.24
E	28	10/17/89	13.00	12.00	20.75
E	28	10/18/89	10.00	13.00	21.31
E	28	10/19/89	37.00	32.00	21.28
E	28	10/20/89	39.00	33.00	21.94
E	28	10/21/89	13.00	12.00	22.17
E	28	10/22/89	16.00	16.00	22.35
E	28	10/23/89	23.00	29.00	21.97
E	28	10/24/89	20.00	22.00	21.46
E	28	10/25/89	11.00	13.00	22.48
E	28	10/26/89	16.00	20.00	21.11
E	28	10/27/89	19.00	25.00	20.61
E	28	10/28/89	27.00	42.00	20.23
E	28	10/29/89	30.00	51.00	19.34
E	28	10/30/89	13.00	28.00	10.81
E	28	10/31/89	28.00	70.00	16.71
E	28	11/01/89	38.00	71.00	19.75
E	28	11/02/89	26.00	47.00	20.85
E	28	11/03/89	19.00	25.00	21.69
E	28	11/04/89	30.00	37.00	20.73
E	28	11/05/89	16.00	18.00	20.66
E	28	11/06/89	13.00	15.00	21.34
E	28	11/07/89	35.00	34.00	21.50
E	28	11/08/89	21.00	10.00	22.44
E	28	11/09/89	22.00	11.00	21.15
E	28	11/10/89	13.00	11.00	21.04
E	28	11/11/89	12.00	10.00	20.63
E	28	11/12/89	15.00	12.00	20.38
E	28	11/13/89	14.00	7.00	21.85
E	28	11/14/89	33.00	51.00	20.80
E	28	11/15/89	26.00	23.00	3.78
E	28	11/16/89	54.00	40.00	19.55
E	28	11/17/89	77.00	41.00	19.41
E	28	11/18/89	32.00	22.00	19.24
E	28	11/19/89	35.00	57.00	20.29
E	28	11/20/89	30.00	25.00	20.90
E	28	11/21/89	36.00	24.00	20.37
E	28	11/22/89	20.00	21.00	20.70
E	28	11/23/89	39.00	37.00	20.63
E	28	11/24/89	36.00	27.00	20.33
E	28	11/25/89	35.00	63.00	20.51
E	28	11/26/89	58.00	178.00	19.97
E	28	11/27/89	138.00	388.00	21.45
E	28	11/28/89	28.00	40.00	21.11
E	28	11/29/89	23.00	57.00	20.27
E	28	11/30/89	24.00	33.00	20.00
E	28	12/01/89	15.00	20.00	20.07
E	28	12/02/89	13.00	17.00	20.88
E	28	12/03/89	15.00	15.00	21.72
E	28	12/04/89	13.00	18.00	20.99
E	28	12/05/89	21.00	21.00	19.50
E	28	12/06/89	17.00	22.00	19.77
E	28	12/07/89	22.00	20.00	19.94
E	28	12/08/89	25.00	19.00	19.86
E	28	12/09/89	25.00	25.00	19.78
E	28	12/10/89	21.00	24.00	19.61
E	28	12/11/89	13.00	16.00	18.95
E	28	12/12/89	23.00	20.00	17.51
E	28	12/13/89	32.00	28.00	19.02
E	28	12/14/89	30.00	46.00	19.51
E	28	12/15/89	43.00	45.00	19.61
E	28	12/16/89	23.00	35.00	19.26
E	28	12/17/89	23.00	25.00	19.30
E	28	12/18/89	16.00	20.00	20.14
E	28	12/19/89	19.00	22.00	20.20
E	28	12/20/89	26.00	26.00	20.48
E	28	12/21/89	16.00	19.00	21.00
E	28	12/22/89	23.00	15.00	18.98
E	28	12/23/89	42.00	32.00	19.65
F	29	01/02/89	14.00	17.00	7.91
F	29	01/03/89		.	8.00
F	29	01/04/89	29.00	39.00	7.95

Listing A - 2

Raw Data Listing of Daily BOD, TSS, and Flow Data
Used in Calculations of Variability Factors

Proposed Subpart	Mill	Sampling Date	BOD Conc (mg/l)	TSS Conc (mg/l)	Flow (mgd)
F	29	01/05/89	.		8.50
F	29	01/06/89	.	.	8.40
F	29	01/07/89	.	.	8.30
F	29	01/08/89	12.00	18.00	8.00
F	29	01/09/89	.		8.07
F	29	01/10/89	.	.	8.07
F	29	01/11/89	7.00	16.00	7.50
F	29	01/12/89	.	.	7.61
F	29	01/13/89	.	.	7.46
F	29	01/14/89	.	.	7.31
F	29	01/15/89	26.00	52.00	6.94
F	29	01/16/89	.		7.80
F	29	01/17/89	.	.	7.30
F	29	01/18/89	24.00	51.00	8.07
F	29	01/19/89	.	.	8.97
F	29	01/20/89	.	.	8.54
F	29	01/21/89	.		8.80
F	29	01/22/89	31.00	28.00	7.54
F	29	01/23/89	.		7.41
F	29	01/24/89	.	.	8.51
F	29	01/25/89	32.00	39.00	9.39
F	29	01/26/89	.	.	9.47
F	29	01/27/89	.	.	9.66
F	29	01/28/89		.	9.77
F	29	01/29/89	.	.	9.60
F	29	01/30/89	34.00	51.00	9.77
F	29	01/31/89	.	.	9.65
F	29	02/01/89	.	.	8.44
F	29	02/02/89	36.00	43.00	8.16
F	29	02/03/89	.	.	8.78
F	29	02/04/89	.	.	8.79
F	29	02/05/89	69.00	26.00	8.26
F	29	02/06/89	.	.	8.37
F	29	02/07/89	.	.	8.93
F	29	02/08/89	20.00	25.00	8.51
F	29	02/09/89	.	.	8.62
F	29	02/10/89	.	.	7.99
F	29	02/11/89	.	.	8.14
F	29	02/12/89	.	.	8.00
F	29	02/13/89	27.00	26.00	8.37
F	29	02/14/89	.		9.12
F	29	02/15/89			9.60
F	29	02/16/89	11.00	16.00	9.68
F	29	02/17/89	.		9.57
F	29	02/18/89			9.64
F	29	02/19/89	17.00	26.00	9.92
F	29	02/20/89	.	.	9.23
F	29	02/21/89	.		9.13
F	29	02/22/89	25.00	36.00	9.44
F	29	02/23/89	.	.	9.17
F	29	02/24/89	.	.	9.56
F	29	02/25/89	.	.	8.93
F	29	02/26/89	.	.	9.31
F	29	02/27/89	38.00	48.00	9.46
F	29	02/28/89		.	9.53
F	29	03/01/89	.	.	9.40
F	29	03/02/89	37.00	51.00	9.64
F	29	03/03/89	.		8.11
F	29	03/04/89	.		7.16
F	29	03/05/89	.	.	7.80
F	29	03/06/89	24.00	45.00	8.10
F	29	03/07/89	.	.	8.37
F	29	03/08/89		.	7.22
F	29	03/09/89	18.00	27.00	7.17
F	29	03/10/89	.		7.53
F	29	03/11/89	.		7.34
F	29	03/12/89	.	.	7.34
F	29	03/13/89	17.00	24.00	7.37
F	29	03/14/89	.	.	7.26
F	29	03/15/89	.	.	7.57
F	29	03/16/89	14.00	29.00	7.72
F	29	03/17/89		.	7.52
F	29	03/18/89	.	.	7.59
F	29	03/19/89	.	.	7.62
F	29	03/20/89	25.00	44.00	7.73
F	29	03/21/89	.	.	7.59
F	29	03/22/89	.	.	8.03
F	29	03/23/89	20.00	38.00	7.82
F	29	03/24/89	.	.	7.64
F	29	03/25/89	.	.	7.56
F	29	03/26/89	.	.	7.62
F	29	03/27/89	8.00	11.00	7.69
F	29	03/28/89	.		7.27
F	29	03/29/89	9.00	15.00	7.04
F	29	03/30/89	.	.	7.39
F	29	03/31/89	.		8.38
F	29	04/01/89	.		7.41
F	29	04/02/89	22.00	22.00	7.41
F	29	04/03/89	.		7.83
F	29	04/04/89	.		7.89
F	29	04/05/89	10.00	29.00	7.86
F	29	04/06/89	.	.	7.86
F	29	04/07/89	.		7.76
F	29	04/08/89	.	.	7.48
F	29	04/09/89	20.00	46.00	7.38
F	29	04/10/89	.	.	7.35
F	29	04/11/89	.		7.34
F	29	04/12/89	18.00	27.00	7.51
F	29	04/13/89		.	7.84
F	29	04/14/89	.	.	7.75
F	29	04/15/89	.	.	8.02
F	29	04/16/89	34.00	37.00	7.80
F	29	04/17/89	.	.	7.72
F	29	04/18/89		.	7.82
F	29	04/19/89	9.00	22.00	5.16
F	29	04/20/89	.		7.70
F	29	04/21/89	.		7.72
F	29	04/22/89	.		7.55
F	29	04/23/89	12.00	34.00	7.83
F	29	04/24/89	.	.	7.80
F	29	04/25/89		.	7.81
F	29	04/26/89	32.00	76.00	7.93
F	29	04/27/89	.		7.47
F	29	04/28/89			7.70
F	29	04/29/89	.		7.89
F	29	04/30/89	33.00	31.00	7.89
F	29	05/01/89	.	.	7.71
F	29	05/02/89	.		7.33
F	29	05/03/89	23.00	12.00	7.59
F	29	05/04/89	.		7.94
F	29	05/05/89		.	7.74
F	29	05/06/89			7.79
F	29	05/07/89	11.00	20.00	7.52
F	29	05/08/89			7.77
F	29	05/09/89		.	7.46
F	29	05/10/89	18.00	24.00	7.73
F	29	05/11/89		.	7.62
F	29	05/12/89		.	7.31
F	29	05/13/89		.	7.77
F	29	05/14/89	11.00	22.00	7.46
F	29	05/15/89	.	.	7.49
F	29	05/16/89	.	.	7.30
F	29	05/17/89	13.00	9.00	7.37
F	29	05/18/89	.		7.94
F	29	05/19/89			7.94
F	29	05/20/89			7.87
F	29	05/21/89	9.00	12.00	7.50
F	29	05/22/89		.	7.64
F	29	05/23/89		.	7.52
F	29	05/24/89	20.00	22.00	8.01
F	29	05/25/89	.		7.54
F	29	05/26/89		.	7.78
F	29	05/27/89	.		8.64
F	29	05/28/89	20.00	33.00	7.55
F	29	05/29/89			8.32
F	29	05/30/89		.	8.28
F	29	05/31/89	37.00	41.00	8.01
F	29	06/01/89		.	7.41
F	29	06/02/89	.		7.47
F	29	06/03/89		.	7.70
F	29	06/04/89	41.00	53.00	7.59
F	29	06/05/89	.		7.71
F	29	06/06/89		.	7.48
F	29	06/07/89	18.00	28.00	8.13
F	29	06/08/89		.	8.32
F	29	06/09/89		.	7.79
F	29	06/10/89		.	8.00
F	29	06/11/89	18.00	22.00	7.56
F	29	06/12/89	.	.	8.12
F	29	06/13/89		.	8.14
F	29	06/14/89	390.00	1306.00	8.13
F	29	06/15/89	.	.	8.43
F	29	06/16/89		.	7.91
F	29	06/17/89	.		7.90
F	29	06/18/89	.		8.10
F	29	06/19/89	28.00	67.00	8.08
F	29	06/20/89	.	.	8.17
F	29	06/21/89	21.00	76.00	7.73
F	29	06/22/89			8.35
F	29	06/23/89			8.08
F	29	06/24/89	.	.	8.08
F	29	06/25/89	.	.	7.84
F	29	06/26/89		.	8.22
F	29	06/27/89	.	.	7.96
F	29	06/28/89	7.00	8.00	7.95
F	29	06/29/89		.	8.12
F	29	06/30/89	5.00	11.00	8.40
F	29	07/01/89	.	.	8.32
F	29	07/02/89	.	.	8.12
F	29	07/03/89	.	.	8.66
F	29	07/04/89	.		8.81
F	29	07/05/89	13.00	12.00	9.03
F	29	07/06/89		.	9.25
F	29	07/07/89	56.00	179.00	8.23
F	29	07/08/89	.	.	8.49
F	29	07/09/89		.	8.65
F	29	07/10/89	.	.	8.53
F	29	07/11/89	14.00	20.00	8.82
F	29	07/12/89	.	.	8.98
F	29	07/13/89	37.00	76.00	8.79

Listing A 2

Raw Data Listing of Daily BOD, TSS, and Flow Data
Used in Calculations of Variabililty Factors

Proposed Subpart	Mill	Sampling Date	BOD Conc (mg/l)	TSS Conc (mg/l)	Flow (mgd)	Proposed Subpart	Mill	Sampling Date	BOD Conc (mg/l)	TSS Conc (mg/l)	Flow (mgd)
F	29	07/14/89			8.62	F	29	10/18/89			8.74
F	29	07/15/89		.	8.25	F	29	10/19/89	10.00	44.00	7.91
F	29	07/16/89	29.00	55.00	8.56	F	29	10/20/89			8.15
F	29	07/17/89			8.70	F	29	10/21/89		.	8.41
F	29	07/18/89	.	.	8.91	F	29	10/22/89	7.00	32.00	8.35
F	29	07/19/89	10.00	23.00	9.14	F	29	10/23/89			8.26
F	29	07/20/89			8.93	F	29	10/24/89			8.15
F	29	07/21/89			8.84	F	29	10/25/89			6.48
F	29	07/22/89			8.78	F	29	10/26/89	9.00	21.00	6.66
F	29	07/23/89	9.00	11.00	8.95	F	29	10/27/89			6.74
F	29	07/24/89			8.68	F	29	10/28/89			6.77
F	29	07/25/89			8.97	F	29	10/29/89	.	.	6.64
F	29	07/26/89			8.90	F	29	10/30/89	9.00	39.00	6.58
F	29	07/27/89	18.00	31.00	8.96	F	29	10/31/89			6.66
F	29	07/28/89			8.77	F	29	11/01/89			6.71
F	29	07/29/89			8.97	F	29	11/02/89			6.74
F	29	07/30/89	.	.	8.85	F	29	11/03/89			6.61
F	29	07/31/89	10.00	23.00	9.11	F	29	11/04/89	.		6.53
F	29	08/01/89			8.81	F	29	11/05/89	.		6.94
F	29	08/02/89	.		8.96	F	29	11/06/89			6.75
F	29	08/03/89	12.00	55.00	8.62	F	29	11/07/89			6.71
F	29	08/04/89	.	.	8.81	F	29	11/08/89			6.90
F	29	08/05/89			8.95	F	29	11/09/89			7.20
F	29	08/06/89			9.14	F	29	11/10/89			7.04
F	29	08/07/89	9.00	13.00	8.80	F	29	11/11/89			7.02
F	29	08/08/89			9.09	F	29	11/12/89			6.96
F	29	08/09/89	.		9.15	F	29	11/13/89			6.93
F	29	08/10/89	.	.	8.68	F	29	11/14/89			6.96
F	29	08/11/89	11.00	25.00	9.02	F	29	11/15/89			7.01
F	29	08/12/89			8.74	F	29	11/16/89			6.87
F	29	08/13/89		.	8.74	F	29	11/17/89			6.72
F	29	08/14/89	11.00	24.00	8.94	F	29	11/18/89			6.45
F	29	08/15/89	.	.	7.84	F	29	11/19/89			6.64
F	29	08/16/89			8.32	F	29	11/20/89			6.59
F	29	08/17/89			8.28	F	29	11/21/89			6.79
F	29	08/18/89	12.00	35.00	8.41	F	29	11/22/89			6.25
F	29	08/19/89			8.47	F	29	11/23/89			6.21
F	29	08/20/89	.	.	8.28	F	29	11/24/89			6.34
F	29	08/21/89	5.00	22.00	8.75	F	29	11/25/89			6.33
F	29	08/22/89			8.65	F	29	11/26/89			6.87
F	29	08/23/89			8.75	F	29	11/27/89			6.65
F	29	08/24/89	.	.	8.48	F	29	11/28/89			6.33
F	29	08/25/89	7.00	26.00	8.09	F	29	11/29/89			5.95
F	29	08/26/89		.	8.64	F	29	11/30/89			5.88
F	29	08/27/89	.	.	8.60	F	29	12/01/89			6.37
F	29	08/28/89	6.00	28.00	8.91	F	29	12/02/89			6.05
F	29	08/29/89			8.83	F	29	12/03/89			6.13
F	29	08/30/89			9.00	F	29	12/04/89			6.31
F	29	08/31/89			9.00	F	29	12/05/89			6.06
F	29	09/01/89	18.00	101.00	8.96	F	29	12/06/89			6.17
F	29	09/02/89			8.82	F	29	12/07/89			5.93
F	29	09/03/89	.	.	9.20	F	29	12/08/89			6.12
F	29	09/04/89	6.00	32.00	9.07	F	29	12/09/89			6.37
F	29	09/05/89			8.91	F	29	12/10/89			6.15
F	29	09/06/89			8.85	F	29	12/11/89			6.49
F	29	09/07/89			9.01	F	29	12/12/89			6.44
F	29	09/08/89	8.00	36.00	8.95	F	29	12/13/89			6.59
F	29	09/09/89			8.77	F	29	12/14/89			5.79
F	29	09/10/89			8.77	F	29	12/15/89			6.21
F	29	09/11/89			8.85	F	29	12/16/89			6.17
F	29	09/12/89				F	29	12/17/89			6.19
F	29	09/13/89	29.00	75.00	4.31	F	29	12/18/89			6.23
F	29	09/14/89		.	6.10	F	29	12/19/89			6.22
F	29	09/15/89	34.00	29.00	6.69	F	29	12/20/89			6.12
F	29	09/16/89			6.55	F	29	12/21/89			6.74
F	29	09/17/89		.	8.16	F	29	12/22/89			6.42
F	29	09/18/89	10.00	38.00	8.31	F	29	12/23/89			6.08
F	29	09/19/89			8.34	F	29	12/24/89			6.30
F	29	09/20/89			8.80	F	29	12/25/89			6.34
F	29	09/21/89			9.66	F	29	12/26/89			6.23
F	29	09/22/89	7.00	27.00	7.97	F	29	12/27/89			6.43
F	29	09/23/89	.		8.18	F	29	12/28/89			6.34
F	29	09/24/89	.	.	9.88	F	29	12/29/89			6.57
F	29	09/25/89	4.00	22.00	7.30	F	29	12/30/89			6.80
F	29	09/26/89			9.22	F	29	12/31/89			6.69
F	29	09/27/89			8.44	F	30	01/01/89			5.20
F	29	09/28/89		.	8.79	F	30	01/02/89	.	.	4.00
F	29	09/29/89	19.00	222.00	8.88	F	30	01/03/89	36.00	63.00	3.80
F	29	09/30/89			8.49	F	30	01/04/89	39.00	65.00	4.40
F	29	10/02/89	14.00	51.00	8.72	F	30	01/05/89	.	.	5.50
F	29	10/03/89			7.94	F	30	01/06/89	46.00	38.00	4.39
F	29	10/04/89	.		8.59	F	30	01/07/89			5.50
F	29	10/05/89	19.00	52.00	8.53	F	30	01/08/89			5.20
F	29	10/06/89			8.23	F	30	01/09/89			5.30
F	29	10/07/89			7.73	F	30	01/10/89	37.00	52.00	4.70
F	29	10/08/89	.		7.92	F	30	01/11/89	45.00	92.00	4.80
F	29	10/09/89	13.00	31.00	8.01	F	30	01/12/89			5.50
F	29	10/10/89	.		8.23	F	30	01/13/89	34.00	69.00	4.00
F	29	10/11/89	.		8.10	F	30	01/14/89			4.48
F	29	10/12/89	14.00	29.00	7.84	F	30	01/15/89			4.50
F	29	10/13/89			8.07	F	30	01/16/89			4.40
F	29	10/14/89			8.40	F	30	01/17/89	45.00	63.00	3.80
F	29	10/15/89			8.59	F	30	01/18/89	54.00	61.00	5.00
F	29	10/16/89	7.00	34.00	8.96	F	30	01/19/89	.		4.80
F	29	10/17/89			8.74	F	30	01/20/89	27.00	26.00	4.90

Listing A 2

Raw Data Listing of Daily BOD, TSS, and Flow Data
Used in Calculations of Variabililty Factors

Proposed Subpart	Mill	Sampling Date	BOD Conc (mg/l)	TSS Conc (mg/l)	Flow (mgd)
F	30	01/21/89	.	.	5.20
F	30	01/22/89	.	.	5.20
F	30	01/23/89	.	.	4.70
F	30	01/24/89	19.00	33.00	4.30
F	30	01/25/89	25.00	35.00	4.50
F	30	01/26/89	.		4.80
F	30	01/27/89	25.00	31.00	4.60
F	30	01/28/89	.	.	4.45
F	30	01/29/89	.	.	4.30
F	30	01/30/89	.	.	4.40
F	30	01/31/89	43.00	19.00	4.50
F	30	02/01/89	25.00	48.00	4.60
F	30	02/02/89	.	.	4.40
F	30	02/03/89	28.00	50.00	4.10
F	30	02/04/89	.	.	4.80
F	30	02/05/89	.	.	5.00
F	30	02/06/89	.	.	4.80
F	30	02/07/89	23.00	50.00	4.30
F	30	02/08/89	18.00	40.00	4.20
F	30	02/09/89	.	.	4.30
F	30	02/10/89	12.00	35.00	4.40
F	30	02/11/89	.	.	4.40
F	30	02/12/89	.	.	4.30
F	30	02/13/89	.	.	4.30
F	30	02/14/89	27.00	36.00	4.30
F	30	02/15/89	28.00	38.00	3.50
F	30	02/16/89	.	.	4.50
F	30	02/17/89	27.00	46.00	4.60
F	30	02/18/89	.	.	4.90
F	30	02/19/89	.	.	4.70
F	30	02/20/89	.	.	5.00
F	30	02/21/89	18.00	66.00	5.30
F	30	02/22/89	33.00	47.00	4.70
F	30	02/23/89	.		4.60
F	30	02/24/89	16.00	53.00	4.30
F	30	02/25/89	.	.	5.30
F	30	02/26/89	.	.	5.30
F	30	02/27/89	.	.	5.40
F	30	02/28/89	24.00	61.00	4.40
F	30	03/01/89	24.00	76.00	4.00
F	30	03/02/89		.	4.30
F	30	03/03/89	28.00	38.00	4.20
F	30	03/04/89	.	.	5.40
F	30	03/05/89	.	.	4.40
F	30	03/06/89	.	.	5.00
F	30	03/07/89	18.00	24.00	4.40
F	30	03/08/89	25.00	30.00	4.20
F	30	03/09/89	.	.	5.40
F	30	03/10/89	28.00	40.00	4.20
F	30	03/11/89	.	.	4.40
F	30	03/12/89	.	.	4.50
F	30	03/13/89			4.60
F	30	03/14/89	31.00	40.00	3.70
F	30	03/15/89	33.00	54.00	3.70
F	30	03/16/89	.	.	4.95
F	30	03/17/89	28.00	38.00	3.60
F	30	03/18/89	.	.	4.30
F	30	03/19/89	.	.	4.95
F	30	03/20/89	.	.	4.55
F	30	03/21/89	32.00	24.00	4.22
F	30	03/22/89	21.00	28.00	4.65
F	30	03/23/89	.		4.95
F	30	03/24/89	27.00	26.00	4.85
F	30	03/25/89	.		4.68
F	30	03/26/89	.	.	4.45
F	30	03/27/89	.	.	4.85
F	30	03/28/89	24.00	8.00	3.60
F	30	03/29/89	12.00	24.00	3.89
F	30	03/30/89	.	.	4.82
F	30	03/31/89	33.00	27.00	4.80
F	30	04/01/89	.	.	4.70
F	30	04/02/89	.	.	4.86
F	30	04/03/89	.	.	4.68
F	30	04/04/89	18.00	31.00	4.51
F	30	04/05/89	20.00	32.00	4.66
F	30	04/06/89		.	5.15
F	30	04/07/89	21.00	28.00	4.32
F	30	04/08/89	.	.	4.80
F	30	04/09/89		.	5.22
F	30	04/10/89	.	.	5.22
F	30	04/11/89	25.00	48.00	4.32
F	30	04/12/89	25.00	60.00	3.82
F	30	04/13/89	.		4.19
F	30	04/14/89	17.00	20.00	3.50
F	30	04/15/89	.		5.10
F	30	04/16/89	.	.	4.23
F	30	04/17/89	.	.	4.15
F	30	04/18/89	11.00	8.00	3.75
F	30	04/19/89	7.00	21.00	4.00
F	30	04/20/89	.	.	5.30
F	30	04/21/89	12.00	8.00	3.95
F	30	04/22/89		.	4.64
F	30	04/23/89	.	.	4.21
F	30	04/24/89	.	.	4.65
F	30	04/25/89	23.00	18.00	3.76
F	30	04/26/89	12.00	40.00	3.10
F	30	04/27/89			5.10
F	30	04/28/89	11.00	22.00	3.95
F	30	04/29/89		.	4.48
F	30	04/30/89	.	.	4.46
F	30	05/01/89	.	.	5.60
F	30	05/02/89	9.00	15.00	4.20
F	30	05/03/89	8.00	7.00	3.90
F	30	05/04/89	.	.	4.41
F	30	05/05/89	6.00	24.00	4.00
F	30	05/06/89	.	.	4.36
F	30	05/07/89	.	.	4.26
F	30	05/08/89	.		4.58
F	30	05/09/89	12.00	10.00	4.46
F	30	05/10/89	12.00	16.00	4.23
F	30	05/11/89		.	4.49
F	30	05/12/89	13.00	39.00	3.99
F	30	05/13/89	.		4.40
F	30	05/14/89	.	.	4.20
F	30	05/15/89	.	.	4.10
F	30	05/16/89	8.00	44.00	3.26
F	30	05/17/89	8.00	7.00	3.61
F	30	05/18/89	.		4.25
F	30	05/19/89	10.00	19.00	3.85
F	30	05/20/89			4.15
F	30	05/21/89	.		2.45
F	30	05/22/89	.		2.08
F	30	05/23/89	17.00	28.00	3.30
F	30	05/24/89	30.00	22.00	4.18
F	30	05/25/89	.		5.20
F	30	05/26/89	30.00	22.00	5.59
F	30	05/27/89	.	.	5.42
F	30	05/28/89	.		5.40
F	30	05/29/89		.	5.58
F	30	05/30/89	15.00	13.00	4.39
F	30	05/31/89	14.00	15.00	4.32
F	30	06/01/89	.	.	5.86
F	30	06/02/89	25.00	16.00	4.50
F	30	06/03/89		.	5.75
F	30	06/04/89		.	5.98
F	30	06/05/89	.	.	6.05
F	30	06/06/89	24.00	18.00	4.60
F	30	06/07/89	16.00	18.00	4.14
F	30	06/08/89		.	4.36
F	30	06/09/89	24.00	21.00	4.10
F	30	06/10/89		.	5.10
F	30	06/11/89			5.40
F	30	06/12/89		.	5.50
F	30	06/13/89	11.00	17.00	4.15
F	30	06/14/89	23.00	59.00	3.85
F	30	06/15/89	.	.	5.39
F	30	06/16/89	11.00	23.00	4.81
F	30	06/17/89		.	4.48
F	30	06/18/89	.		4.52
F	30	06/19/89	.	.	4.89
F	30	06/20/89	17.00	34.00	4.20
F	30	06/21/89	19.00	43.00	5.54
F	30	06/22/89	.	.	6.30
F	30	06/23/89	13.00	44.00	5.40
F	30	06/24/89	.		5.95
F	30	06/25/89	.	.	6.70
F	30	06/26/89	.		4.65
F	30	06/27/89	18.00	17.00	4.80
F	30	06/28/89	18.00	20.00	4.82
F	30	06/29/89	.		5.59
F	30	06/30/89	11.00	11.00	3.98
F	30	07/01/89		.	5.23
F	30	07/02/89	.		4.45
F	30	07/03/89	.		1.50
F	30	07/04/89	.		0.78
F	30	07/05/89	31.00	9.00	1.30
F	30	07/06/89	29.00	8.00	2.80
F	30	07/07/89	27.00	11.00	3.86
F	30	07/08/89	.		5.13
F	30	07/09/89	.		4.90
F	30	07/10/89	.	.	5.30
F	30	07/11/89	30.00	16.00	4.90
F	30	07/12/89	9.00	19.00	5.40
F	30	07/13/89		.	5.50
F	30	07/14/89	11.00	18.00	4.95
F	30	07/15/89			6.16
F	30	07/16/89	.	.	5.70
F	30	07/17/89	.	.	5.18
F	30	07/18/89	13.00	27.00	4.36
F	30	07/19/89	13.00	35.00	5.10
F	30	07/20/89		.	5.60
F	30	07/21/89	19.00	18.00	5.03
F	30	07/22/89	.	.	6.33
F	30	07/23/89	.	.	5.61
F	30	07/24/89	.		5.20
F	30	07/25/89	14.00	14.00	5.00
F	30	07/26/89	15.00	16.00	5.28
F	30	07/27/89	.	.	5.40
F	30	07/28/89	24.00	16.00	4.70
F	30	07/29/89		.	4.80

Listing A 2

Raw Data Listing of Daily BOD, TSS, and Flow Data
Used in Calculations of Variabililty Factors

Proposed Subpart	Mill	Sampling Date	BOD Conc (mg/l)	TSS Conc (mg/l)	Flow (mgd)
F	30	07/30/89			5.91
F	30	07/31/89			5.60
F	30	08/01/89	25.00	17.00	4.80
F	30	08/02/89	13.00	17.00	4.90
F	30	08/03/89	.		5.15
F	30	08/04/89	13.00	7.00	4.44
F	30	08/05/89			5.86
F	30	08/06/89			5.38
F	30	08/07/89	.		4.45
F	30	08/08/89	11.00	12.00	4.40
F	30	08/09/89	23.00	24.00	4.90
F	30	08/10/89	.	.	5.23
F	30	08/11/89	20.00	18.00	3.90
F	30	08/12/89			4.30
F	30	08/13/89			4.10
F	30	08/14/89	.		4.84
F	30	08/15/89	25.00	23.00	4.70
F	30	08/16/89	13.00	21.00	4.60
F	30	08/17/89		.	5.85
F	30	08/18/89	29.00	17.00	5.10
F	30	08/19/89			5.10
F	30	08/20/89			4.67
F	30	08/21/89	.		4.40
F	30	08/22/89	20.00	15.00	3.96
F	30	08/23/89	20.00	12.00	4.58
F	30	08/24/89	.		5.62
F	30	08/25/89	18.00	15.00	4.33
F	30	08/26/89			5.20
F	30	08/27/89			5.40
F	30	08/28/89		.	5.53
F	30	08/29/89	19.00	13.00	4.85
F	30	08/30/89	24.00	15.00	4.30
F	30	08/31/89			5.50
F	30	09/01/89	23.00	14.00	5.00
F	30	09/02/89			6.20
F	30	09/03/89	.		5.48
F	30	09/04/89		.	4.70
F	30	09/05/89	12.00	20.00	4.40
F	30	09/06/89	14.00	21.00	4.25
F	30	09/07/89	.		4.65
F	30	09/08/89	17.00	12.00	4.34
F	30	09/09/89			4.59
F	30	09/10/89	.		4.40
F	30	09/11/89	.		4.30
F	30	09/12/89	18.00	11.00	4.00
F	30	09/13/89	19.00	19.00	3.70
F	30	09/14/89	.		5.09
F	30	09/15/89	18.00	18.00	4.19
F	30	09/16/89			4.50
F	30	09/17/89			5.30
F	30	09/18/89	.		4.89
F	30	09/19/89	17.00	6.00	4.25
F	30	09/20/89	16.00	8.00	3.50
F	30	09/21/89			5.10
F	30	09/22/89	17.00	9.00	2.20
F	30	09/23/89			3.34
F	30	09/24/89	.		4.60
F	30	09/25/89	.		5.28
F	30	09/26/89	17.00	9.00	4.20
F	30	09/27/89	22.00	34.00	4.00
F	30	09/28/89	.	.	4.88
F	30	09/29/89	24.00	36.00	4.54
F	30	09/30/89	.		5.20
F	30	10/01/89	.		6.50
F	30	10/02/89			5.89
F	30	10/03/89	18.00	11.00	4.50
F	30	10/04/89	20.00	23.00	4.30
F	30	10/05/89		.	4.40
F	30	10/06/89	24.00	44.00	3.80
F	30	10/07/89	.		4.63
F	30	10/08/89			4.50
F	30	10/09/89		.	4.40
F	30	10/10/89	25.00	35.00	4.00
F	30	10/11/89	24.00	30.00	4.30
F	30	10/12/89	.	.	4.50
F	30	10/13/89	20.00	90.00	4.54
F	30	10/14/89	.		4.60
F	30	10/15/89		.	4.40
F	30	10/16/89			4.40
F	30	10/17/89	20.00	4.50	3.80
F	30	10/18/89	32.00	25.50	4.00
F	30	10/19/89	.		4.50
F	30	10/20/89	26.00	22.00	4.10
F	30	10/21/89			4.50
F	30	10/22/89			4.31
F	30	10/23/89			4.38
F	30	10/24/89	24.00	43.00	3.60
F	30	10/25/89	48.00	27.00	3.10
F	30	10/26/89	.	.	3.90
F	30	10/27/89	20.00	19.00	3.49
F	30	10/28/89	.	.	4.20
F	30	10/29/89			4.00
F	30	10/30/89			4.10
F	30	10/31/89	24.00	16.00	3.20
F	30	11/01/89	23.00	14.50	3.40
F	30	11/02/89			4.10
F	30	11/03/89	21.00	19.00	3.30
F	30	11/04/89			4.20
F	30	11/05/89			4.40
F	30	11/06/89	.	.	5.00
F	30	11/07/89	18.00	17.00	3.60
F	30	11/08/89	22.00	16.00	5.46
F	30	11/09/89		.	5.60
F	30	11/10/89	15.00	19.00	5.40
F	30	11/11/89			5.66
F	30	11/12/89			5.20
F	30	11/13/89	.		4.20
F	30	11/14/89	30.00	50.50	3.31
F	30	11/15/89	22.00	51.00	2.72
F	30	11/16/89		.	4.00
F	30	11/17/89	17.00	25.00	3.50
F	30	11/18/89			3.60
F	30	11/19/89	.	.	3.20
F	30	11/20/89	19.00	30.50	2.70
F	30	11/21/89	25.00	22.00	2.60
F	30	11/22/89	24.00	18.00	2.90
F	30	11/23/89		.	2.42
F	30	11/24/89			2.40
F	30	11/25/89			1.80
F	30	11/26/89			2.40
F	30	11/27/89	.		1.80
F	30	11/28/89	28.00	19.50	2.70
F	30	11/29/89	23.00	10.00	3.40
F	30	11/30/89		.	3.80
F	30	12/01/89	31.00	19.00	3.50
F	30	12/02/89		.	3.67
F	30	12/03/89			3.80
F	30	12/04/89		.	3.80
F	30	12/05/89	21.00	18.00	3.48
F	30	12/06/89	33.00	27.00	3.20
F	30	12/07/89		.	4.10
F	30	12/08/89	25.00	29.00	4.70
F	30	12/09/89			5.00
F	30	12/10/89			4.70
F	30	12/11/89	.	.	4.10
F	30	12/12/89	25.00	60.00	3.60
F	30	12/13/89	21.00	60.00	3.98
F	30	12/14/89			4.60
F	30	12/15/89	54.00	60.00	3.50
F	30	12/16/89			4.30
F	30	12/17/89			4.10
F	30	12/18/89			4.10
F	30	12/19/89	31.00	120.00	3.60
F	30	12/20/89	60.00	108.00	3.50
F	30	12/21/89		.	4.85
F	30	12/22/89	67.00	75.00	4.70
F	30	12/23/89			5.16
F	30	12/24/89			4.90
F	30	12/25/89			3.80
F	30	12/26/89		.	2.29
F	30	12/27/89	26.00	43.00	2.95
F	30	12/28/89	29.00	55.00	2.20
F	30	12/29/89	46.00	42.00	2.80
F	30	12/30/89			3.80
F	30	12/31/89		.	4.12
F	31	01/01/89	109.00	85.00	4.62
F	31	01/02/89	99.00	52.00	5.18
F	31	01/03/89	111.00	66.00	4.98
F	31	01/04/89	107.00	64.00	5.16
F	31	01/05/89	106.00	58.00	5.20
F	31	01/06/89	102.00	48.00	5.24
F	31	01/07/89	130.00	58.00	5.42
F	31	01/08/89	135.00	63.00	5.86
F	31	01/09/89	138.00	62.00	5.77
F	31	01/10/89	137.00	54.00	5.80
F	31	01/11/89	143.00	50.00	5.52
F	31	01/12/89	134.00	55.00	5.77
F	31	01/13/89	164.00	71.00	5.74
F	31	01/14/89	150.00	72.00	5.56
F	31	01/15/89	143.00	70.00	5.70
F	31	01/16/89	158.00	52.00	5.77
F	31	01/17/89	161.00	68.00	5.55
F	31	01/18/89	134.00	58.00	5.40
F	31	01/19/89	117.00	66.00	6.10
F	31	01/20/89	110.00	60.00	6.72
F	31	01/21/89	124.00	68.00	6.43
F	31	01/22/89	123.00	78.00	6.47
F	31	01/23/89	100.00	72.00	6.64
F	31	01/24/89	93.00	68.00	5.94
F	31	01/25/89	102.00	70.00	5.86
F	31	01/26/89	104.00	52.00	5.86
F	31	01/27/89	92.00	66.00	5.61
F	31	01/28/89	102.00	66.00	5.45
F	31	01/29/89	93.00	84.00	4.94
F	31	01/30/89	87.00	70.00	5.14
F	31	01/31/89	88.00	54.00	5.06
F	31	02/01/89	83.00	62.00	4.77
F	31	02/02/89	82.00	58.00	4.85
F	31	02/03/89	72.00	70.00	4.63
F	31	02/04/89	75.00	73.00	4.64

Listing A 2

Raw Data Listing of Daily BOD, TSS, and Flow Data
Used in Calculations of Variability Factors

Proposed Subpart	Mill	Sampling Date	BOD Conc (mg/l)	TSS Conc (mg/l)	Flow (mgd)
F	31	02/05/89	68.00	70.00	4.64
F	31	02/06/89	63.00	74.00	4.93
F	31	02/07/89	62.00	68.00	4.80
F	31	02/08/89	76.00	68.00	5.14
F	31	02/09/89	83.00	41.00	5.17
F	31	02/10/89	99.00	54.00	4.84
F	31	02/11/89	95.00	58.00	4.76
F	31	02/12/89	85.00	66.00	5.10
F	31	02/13/89	83.00	52.00	4.98
F	31	02/14/89	71.00	45.00	4.91
F	31	02/15/89	76.00	59.00	5.41
F	31	02/16/89	70.00	42.00	4.64
F	31	02/17/89	74.00	46.00	5.36
F	31	02/18/89	82.00	44.00	5.02
F	31	02/19/89	81.00	52.00	4.88
F	31	02/20/89	80.00	40.00	4.71
F	31	02/21/89	67.00	43.00	4.75
F	31	02/22/89	67.00	36.00	4.50
F	31	02/23/89	71.00	54.00	4.69
F	31	02/24/89	72.00	38.00	4.51
F	31	02/25/89	66.00	42.00	4.78
F	31	02/26/89	62.00	47.00	4.86
F	31	02/27/89	67.00	39.00	4.82
F	31	02/28/89	76.00	44.00	4.70
F	31	03/01/89	70.00	40.00	4.36
F	31	03/02/89	77.00	35.00	4.63
F	31	03/03/89	76.00	40.00	5.14
F	31	03/04/89	76.00	52.00	5.15
F	31	03/05/89	62.00	54.00	5.40
F	31	03/06/89	61.00	44.00	5.53
F	31	03/07/89	70.00	50.00	5.13
F	31	03/08/89	65.00	50.00	4.80
F	31	03/09/89	68.00	37.00	5.10
F	31	03/10/89	70.00	76.00	4.67
F	31	03/11/89	67.00	56.00	4.72
F	31	03/12/89	78.00	70.00	4.65
F	31	03/13/89	76.00	66.00	4.88
F	31	03/14/89	72.00	114.00	5.34
F	31	03/15/89	76.00	119.00	5.68
F	31	03/16/89	68.00	57.00	5.17
F	31	03/17/89	62.00	54.00	5.37
F	31	03/18/89	53.00	51.00	5.23
F	31	03/19/89	66.00	140.00	4.80
F	31	03/20/89	91.00	64.00	4.80
F	31	03/21/89	93.00	64.00	4.67
F	31	03/22/89	74.00	67.00	3.87
F	31	03/23/89	72.00	51.00	4.86
F	31	03/24/89	80.00	79.00	5.03
F	31	03/25/89	76.00	144.00	5.22
F	31	03/26/89	74.00	118.00	5.40
F	31	03/27/89	71.00	94.00	5.40
F	31	03/28/89	58.00	70.00	5.11
F	31	03/29/89	62.00	84.00	5.12
F	31	03/30/89	63.00	62.00	4.57
F	31	03/31/89	62.00	77.00	4.65
F	31	04/01/89	64.00	69.00	4.58
F	31	04/02/89	59.00	71.00	4.93
F	31	04/03/89	60.00	69.00	5.16
F	31	04/04/89	61.00	74.00	5.25
F	31	04/05/89	63.00	63.00	4.61
F	31	04/06/89	58.00	53.00	4.71
F	31	04/07/89	47.00	58.00	4.55
F	31	04/08/89	48.00	66.00	5.01
F	31	04/09/89	51.00	81.00	4.92
F	31	04/10/89	49.00	57.00	4.73
F	31	04/11/89	48.00	64.00	5.14
F	31	04/12/89	45.00	53.00	5.10
F	31	04/13/89	42.00	46.00	5.01
F	31	04/14/89	51.00	64.00	5.16
F	31	04/15/89	49.00	64.00	4.78
F	31	04/16/89	42.00	78.00	5.00
F	31	04/17/89	45.00	63.00	5.11
F	31	04/18/89	46.00	62.00	5.03
F	31	04/19/89	40.00	90.00	4.96
F	31	04/20/89	43.00	64.00	4.81
F	31	04/21/89	43.00	59.00	4.70
F	31	04/22/89	39.00	63.00	5.14
F	31	04/23/89	40.00	74.00	4.88
F	31	04/24/89	48.00	76.00	5.08
F	31	04/25/89	52.00	70.00	5.02
F	31	04/26/89	48.00	60.00	5.44
F	31	04/27/89	48.00	74.00	5.16
F	31	04/28/89	46.00	62.00	5.02
F	31	04/29/89	50.00	61.00	5.79
F	31	04/30/89	48.00	69.00	6.12
F	31	05/01/89	59.00	61.00	6.21
F	31	05/02/89	57.00	48.00	5.48
F	31	05/03/89	51.00	85.00	6.05
F	31	05/04/89	54.00	50.00	5.72
F	31	05/05/89	53.00	55.00	5.20
F	31	05/06/89	48.00	64.00	5.38
F	31	05/07/89	41.00	66.00	5.31
F	31	05/08/89	38.00	56.00	5.47
F	31	05/09/89	57.00	62.00	4.53
F	31	05/10/89	48.00	50.00	4.65
F	31	05/11/89	51.00	80.00	7.22
F	31	05/12/89	48.00	44.00	6.44
F	31	05/13/89	50.00	46.00	6.02
F	31	05/14/89	55.00	46.00	6.03
F	31	05/15/89	55.00	60.00	4.93
F	31	05/16/89	51.00	54.00	4.50
F	31	05/17/89	48.00	66.00	4.24
F	31	05/18/89	56.00	54.00	4.62
F	31	05/19/89	64.00	67.00	3.98
F	31	05/20/89	59.00	66.00	4.61
F	31	05/21/89	59.00	84.00	4.18
F	31	05/22/89	68.00	96.00	2.61
F	31	05/23/89	64.00	68.00	3.33
F	31	05/24/89	52.00	79.00	3.03
F	31	05/25/89	58.00	90.00	4.64
F	31	05/26/89	58.00	60.00	4.34
F	31	05/27/89	55.00	57.00	4.73
F	31	05/28/89	59.00	70.00	5.16
F	31	05/29/89	60.00	87.00	5.09
F	31	05/30/89	62.00	66.00	5.31
F	31	05/31/89	57.00	77.00	5.42
F	31	07/01/89	46.00	79.00	4.19
F	31	07/02/89	48.00	88.00	4.48
F	31	07/03/89	54.00	86.00	4.36
F	31	07/04/89	58.00	110.00	4.96
F	31	07/05/89	52.00	80.00	4.75
F	31	07/06/89	50.00	80.00	4.59
F	31	07/07/89	50.00	100.00	4.62
F	31	07/08/89	57.00	103.00	5.19
F	31	07/09/89	55.00	113.00	5.25
F	31	07/10/89	60.00	106.00	5.05
F	31	07/11/89	59.00	86.00	4.64
F	31	07/12/89	62.00	92.00	4.42
F	31	07/13/89	64.00	112.00	4.68
F	31	07/14/89	65.00	91.00	4.89
F	31	07/15/89	66.00	97.00	5.00
F	31	07/16/89	54.00	85.00	4.52
F	31	07/17/89	54.00	94.00	4.40
F	31	07/18/89	58.00	80.00	4.25
F	31	07/19/89	53.00	80.00	4.44
F	31	07/20/89	58.00	76.00	4.56
F	31	07/21/89	67.00	84.00	4.57
F	31	07/22/89	66.00	93.00	4.72
F	31	07/23/89	64.00	150.00	4.66
F	31	07/24/89	77.00	132.00	6.55
F	31	07/25/89	70.00	99.00	6.68
F	31	07/26/89	70.00	109.00	5.57
F	31	07/27/89	64.00	104.00	4.86
F	31	07/28/89	61.00	70.00	5.00
F	31	07/29/89	73.00	75.00	5.38
F	31	07/30/89	72.00	99.00	5.19
F	31	07/31/89	91.00	164.00	5.12
F	31	08/01/89	108.00	194.00	5.02
F	31	08/02/89	113.00	213.00	5.83
F	31	08/03/89	106.00	205.00	4.05
F	31	08/04/89	92.00	161.00	4.05
F	31	08/05/89	89.00	140.00	4.33
F	31	08/06/89	85.00	117.00	4.22
F	31	08/07/89	78.00	101.00	4.45
F	31	08/08/89	74.00	113.00	4.47
F	31	08/09/89	66.00	102.00	5.33
F	31	08/10/89	68.00	126.00	5.75
F	31	08/11/89	90.00	73.00	6.06
F	31	08/12/89	94.00	85.00	5.19
F	31	08/13/89	90.00	96.00	5.06
F	31	08/14/89	93.00	105.00	5.56
F	31	08/15/89	83.00	94.00	5.36
F	31	08/16/89	77.00	102.00	4.76
F	31	08/17/89	85.00	96.00	5.92
F	31	08/18/89	93.00	91.00	4.79
F	31	08/19/89	102.00	98.00	4.96
F	31	08/20/89	93.00	113.00	4.97
F	31	08/21/89	92.00	98.00	5.25
F	31	08/22/89	87.00	108.00	5.42
F	31	08/23/89	78.00	97.00	4.95
F	31	08/24/89	66.00	100.00	5.11
F	31	08/25/89	69.00	96.00	5.10
F	31	08/26/89	70.00	108.00	4.96
F	31	08/27/89	70.00	120.00	4.50
F	31	08/28/89	72.00	130.00	4.90
F	31	08/29/89	69.00	130.00	4.86
F	31	08/30/89	63.00	98.00	4.46
F	31	08/31/89	58.00	93.00	4.22
F	31	09/01/89	55.00	88.00	4.84
F	31	09/02/89	56.00	89.00	4.78
F	31	09/03/89	54.00	92.00	4.96
F	31	09/04/89	55.00	96.00	5.10
F	31	09/05/89	59.00	71.00	4.28
F	31	09/06/89	59.00	88.00	4.47
F	31	09/07/89	58.00	75.00	4.51
F	31	09/08/89	58.00	75.00	4.26
F	31	09/09/89	55.00	69.00	4.73
F	31	09/10/89	50.00	80.00	4.67
F	31	09/11/89	46.00	74.00	4.69
F	31	09/12/89	54.00	74.00	4.68

Listing A 2

Raw Data Listing of Daily BOD, TSS, and Flow Data
Used in Calculations of Variabililty Factors

Proposed Subpart	Mill	Sampling Date	BOD Conc (mg/l)	TSS Conc (mg/l)	Flow (mgd)
F	31	09/13/89	52.00	93.00	4.32
F	31	09/14/89	60.00	104.00	4.24
F	31	09/15/89	66.00	122.00	4.08
F	31	09/16/89	73.00	210.00	4.64
F	31	09/17/89	78.00	212.00	4.33
F	31	09/18/89	76.00	202.00	4.09
F	31	09/19/89	76.00	173.00	4.49
F	31	09/20/89	66.00	163.00	4.57
F	31	09/21/89	68.00	129.00	4.15
F	31	09/22/89	70.00	152.00	3.78
F	31	09/23/89	66.00	152.00	4.24
F	31	09/24/89	64.00	158.00	4.27
F	31	09/25/89	62.00	168.00	4.32
F	31	09/26/89	62.00	131.00	4.67
F	31	09/27/89	66.00	104.00	4.22
F	31	09/28/89	63.00	97.00	4.37
F	31	09/29/89	66.00	113.00	4.48
F	31	09/30/89	67.00	106.00	4.55
F	31	10/01/89	65.00	160.00	4.48
F	31	10/02/89	76.00	157.00	4.44
F	31	10/03/89	86.00	175.00	4.66
F	31	10/04/89	95.00	203.00	5.52
F	31	10/05/89	113.00	282.00	5.02
F	31	10/06/89	120.00	270.00	4.67
F	31	10/07/89	129.00	244.00	4.62
F	31	10/08/89	123.00	287.00	4.92
F	31	10/09/89	123.00	275.00	4.22
F	31	10/10/89	135.00	332.00	1.44
F	31	10/11/89	122.00	284.00	0.77
F	31	10/12/89	122.00	248.00	2.63
F	31	10/13/89	139.00	317.00	5.31
F	31	10/14/89	134.00	275.00	4.89
F	31	10/15/89	120.00	179.00	4.74
F	31	10/16/89	133.00	161.00	5.05
F	31	10/17/89	151.00	138.00	4.57
F	31	10/18/89	152.00	183.00	4.89
F	31	10/19/89	178.00	170.00	4.54
F	31	10/20/89	196.00	213.00	4.52
F	31	10/21/89	175.00	255.00	4.50
F	31	10/22/89	180.00	275.00	5.38
F	31	10/23/89	167.00	199.00	5.10
F	31	10/24/89	164.00	200.00	5.28
F	31	10/25/89	167.00	178.00	5.19
F	31	10/26/89	162.00	142.00	4.54
F	31	10/27/89	151.00	106.00	4.61
F	31	10/28/89	146.00	114.00	5.14
F	31	10/29/89	121.00	147.00	5.22
F	31	10/30/89	133.00	120.00	5.23
F	31	10/31/89	126.00	165.00	5.15
F	31	11/01/89	139.00	238.00	4.93
F	31	11/02/89	137.00	148.00	5.14
F	31	11/03/89	139.00	136.00	5.09
F	31	11/04/89	138.00	136.00	5.20
F	31	11/05/89	124.00	159.00	5.13
F	31	11/06/89	130.00	145.00	5.14
F	31	11/07/89	127.00	125.00	4.52
F	31	11/08/89	109.00	109.00	5.00
F	31	11/09/89	103.00	101.00	4.96
F	31	11/10/89	102.00	119.00	4.56
F	31	11/11/89	102.00	126.00	4.38
F	31	11/12/89	105.00	150.00	4.55
F	31	11/13/89	96.00	120.00	4.53
F	31	11/14/89	95.00	124.00	4.62
F	31	11/15/89	95.00	127.00	4.69
F	31	11/16/89	93.00	109.00	4.58
F	31	11/17/89	92.00	115.00	4.64
F	31	11/18/89	89.00	115.00	4.47
F	31	11/19/89	84.00	106.00	4.60
F	31	11/20/89	82.00	125.00	4.25
F	31	11/21/89	74.00	104.00	4.26
F	31	11/22/89	66.00	101.00	4.38
F	31	11/23/89	64.00	90.00	4.51
F	31	11/24/89	60.00	88.00	4.44
F	31	11/25/89	66.00	107.00	4.62
F	31	11/26/89	61.00	100.00	4.68
F	31	11/27/89	71.00	110.00	4.73
F	31	11/28/89	71.00	110.00	5.03
F	31	11/29/89	67.00	96.00	4.72
F	31	11/30/89	64.00	84.00	4.70
F	31	12/01/89	64.00	84.00	4.72
F	31	12/02/89	61.00	100.00	4.23
F	31	12/03/89	55.00	104.00	4.13
F	31	12/04/89	52.00	98.00	4.86
F	31	12/05/89	50.00	102.00	4.79
F	31	12/06/89	48.00	106.00	4.33
F	31	12/07/89	55.00	83.00	4.31
F	31	12/08/89	56.00	82.00	4.29
F	31	12/09/89	54.00	102.00	4.63
F	31	12/10/89	54.00	82.00	5.26
F	31	12/11/89	58.00	80.00	4.32
F	31	12/12/89	64.00	76.00	4.16
F	31	12/13/89	60.00	88.00	3.89
F	31	12/14/89	61.00	70.00	3.98
F	31	12/15/89	64.00	72.00	3.92
F	31	12/16/89	58.00	86.00	4.18
F	31	12/17/89	65.00	90.00	4.29
F	31	12/18/89	72.00	99.00	4.36
F	31	12/19/89	82.00	71.00	4.63
F	31	12/20/89	83.00	90.00	4.35
F	31	12/21/89	84.00	98.00	4.58
F	31	12/22/89	95.00	70.00	4.54
F	31	12/23/89	87.00	66.00	4.46
F	31	12/24/89	83.00	73.00	4.54
F	31	12/25/89	82.00	68.00	4.40
F	31	12/26/89	78.00	92.00	4.47
F	31	12/27/89	84.00	80.00	4.59
F	31	12/28/89	79.00	82.00	4.47
F	31	12/29/89	81.00	76.00	4.27
F	31	12/30/89	70.00	70.00	4.42
F	31	12/31/89	60.00	78.00	4.25
F	32	01/01/89	.	.	6.35
F	32	01/02/89		29.81	6.15
F	32	01/03/89	21.90	28.33	6.16
F	32	01/04/89	22.89	35.13	6.46
F	32	01/05/89	24.89	38.82	6.71
F	32	01/06/89		38.35	6.62
F	32	01/07/89		37.27	6.72
F	32	01/08/89		.	6.72
F	32	01/09/89	.	94.83	6.49
F	32	01/10/89	18.92	44.83	6.63
F	32	01/11/89	17.91	31.19	6.77
F	32	01/12/89	21.91	32.29	6.68
F	32	01/13/89		29.25	6.48
F	32	01/14/89		.	6.48
F	32	01/15/89		.	6.48
F	32	01/16/89		53.42	6.52
F	32	01/17/89	7.97	20.07	6.47
F	32	01/18/89	7.96	15.33	7.56
F	32	01/19/89	15.93	21.51	5.95
F	32	01/20/89		16.78	6.71
F	32	01/21/89		22.40	6.56
F	32	01/22/89			6.56
F	32	01/23/89		27.56	6.16
F	32	01/24/89	14.93	23.03	6.39
F	32	01/25/89	18.91	36.38	6.47
F	32	01/26/89	19.91	40.81	6.47
F	32	01/27/89		38.35	6.38
F	32	01/28/89		.	6.38
F	32	01/29/89		.	6.38
F	32	01/30/89	.	34.35	6.47
F	32	01/31/89	22.90	38.53	6.53
F	32	02/01/89	18.92	38.00	6.50
F	32	02/02/89	21.91	39.09	6.62
F	32	02/03/89		52.82	6.24
F	32	02/04/89			6.24
F	32	02/05/89		.	6.24
F	32	02/06/89	.	41.55	6.13
F	32	02/07/89	25.89	45.77	6.40
F	32	02/08/89	17.91	29.98	6.59
F	32	02/09/89	13.94	21.00	6.56
F	32	02/10/89		19.02	6.52
F	32	02/11/89		10.45	6.52
F	32	02/12/89			6.52
F	32	02/13/89			6.26
F	32	02/14/89	11.96	19.02	6.39
F	32	02/15/89	11.96	17.13	6.50
F	32	02/16/89	10.95	17.12	6.43
F	32	02/17/89		20.36	6.60
F	32	02/18/89			6.60
F	32	02/19/89			6.60
F	32	02/20/89		22.04	6.56
F	32	02/21/89	11.95	21.96	6.69
F	32	02/22/89	13.94	19.08	6.63
F	32	02/23/89	15.92	20.79	6.35
F	32	02/24/89		23.48	6.33
F	32	02/25/89			6.33
F	32	02/26/89			6.33
F	32	02/27/89		24.62	6.27
F	32	02/28/89	9.95	15.81	6.32
F	32	03/01/89	10.94	15.73	6.60
F	32	03/02/89	11.95	17.42	6.79
F	32	03/03/89		20.09	6.56
F	32	03/04/89	.		6.56
F	32	03/05/89	.		6.56
F	32	03/06/89	.	14.93	6.34
F	32	03/07/89	8.96	19.04	6.30
F	32	03/08/89	8.96	22.60	6.38
F	32	03/09/89	9.96	18.81	6.58
F	32	03/10/89		23.86	6.59
F	32	03/11/89			6.59
F	32	03/12/89			6.59
F	32	03/13/89		15.34	6.41
F	32	03/14/89	11.96	14.02	6.37
F	32	03/15/89	10.94	18.11	6.13
F	32	03/16/89	10.95	10.28	5.34
F	32	03/17/89		9.51	5.31
F	32	03/18/89			5.31
F	32	03/19/89			5.31
F	32	03/20/89			5.87
F	32	03/21/89	5.98		6.27

Listing A - 2

Raw Data Listing of Daily BOD, TSS, and Flow Data
Used in Calculations of Variabilility Factors

Proposed Subpart	Mill	Sampling Date	BOD Conc (mg/l)	TSS Conc (mg/l)	Flow (mgd)
F	32	03/22/89	8.47	16.40	6.47
F	32	03/23/89	6.97	14.08	6.63
F	32	03/24/89		17.86	6.47
F	32	03/25/89	.		6.47
F	32	03/26/89	.	.	6.47
F	32	03/27/89		24.71	6.71
F	32	03/28/89	13.44	28.00	6.68
F	32	03/29/89	11.96	23.39	6.40
F	32	03/30/89	13.94	32.31	6.31
F	32	03/31/89	.	25.01	6.28
F	32	04/01/89	.	26.44	6.15
F	32	04/02/89	.	.	6.15
F	32	04/03/89	.	29.29	6.48
F	32	04/04/89	8.96	28.60	6.54
F	32	04/05/89	5.30	26.36	6.67
F	32	04/06/89	5.98	14.93	6.67
F	32	04/07/89	.	18.64	6.77
F	32	04/08/89	.	.	6.77
F	32	04/09/89	.		6.77
F	32	04/10/89	.	10.95	6.77
F	32	04/11/89	7.97	9.75	6.92
F	32	04/12/89	5.42	10.76	6.72
F	32	04/13/89	6.16	18.92	6.72
F	32	04/14/89	.	13.78	6.80
F	32	04/15/89	.	.	6.80
F	32	04/16/89	.	.	6.80
F	32	04/17/89	.	19.91	6.63
F	32	04/18/89	17.92	25.10	6.84
F	32	04/19/89	12.95	20.85	6.86
F	32	04/20/89	12.94	25.05	6.68
F	32	04/21/89	.	23.10	6.62
F	32	04/22/89	.		6.62
F	32	04/23/89	.	.	6.62
F	32	04/24/89	.	11.63	6.52
F	32	04/25/89	7.26	16.37	6.54
F	32	04/26/89	6.18	12.43	6.55
F	32	04/27/89	7.17	18.47	6.71
F	32	04/28/89	.	20.18	6.62
F	32	04/29/89	.		6.62
F	32	04/30/89	.	.	6.62
F	32	05/01/89		20.59	6.40
F	32	05/02/89	16.93	21.89	6.55
F	32	05/03/89	16.92	15.02	6.51
F	32	05/04/89	12.94	16.92	6.32
F	32	05/05/89	.	16.16	6.62
F	32	05/06/89	.	.	6.62
F	32	05/07/89	.		6.62
F	32	05/08/89	.	10.04	6.24
F	32	05/09/89	11.65	13.53	6.20
F	32	05/10/89	11.05	15.62	6.32
F	32	05/11/89	12.94	24.89	6.57
F	32	05/12/89	14.93	24.56	6.39
F	32	05/13/89	16.93	29.09	6.34
F	32	05/14/89	.	24.24	6.25
F	32	05/15/89	.	12.69	6.38
F	32	05/16/89	18.91	26.59	6.45
F	32	05/17/89	18.92	22.22	6.79
F	32	05/18/89	8.97	31.87	7.03
F	32	05/19/89	.	10.09	6.93
F	32	05/20/89	.	.	6.93
F	32	05/21/89	.	.	6.93
F	32	05/22/89	.	25.76	7.10
F	32	05/23/89	16.92	19.04	7.24
F	32	05/24/89	18.91	33.42	6.90
F	32	05/25/89	27.87	115.48	6.90
F	32	05/26/89	.	193.03	6.84
F	32	05/27/89	.	27.96	8.04
F	32	05/28/89	.	.	5.17
F	32	05/29/89	.	43.35	7.60
F	32	05/30/89	12.94	28.44	7.85
F	32	05/31/89	5.93	21.29	7.71
F	32	06/01/89	5.48	17.04	7.21
F	32	06/02/89		10.62	7.43
F	32	06/03/89	.	.	7.43
F	32	06/04/89		.	7.43
F	32	06/05/89	.	200.51	6.88
F	32	06/06/89	5.48	39.20	7.60
F	32	06/07/89	12.94	24.46	7.58
F	32	06/08/89	7.97	25.59	7.37
F	32	06/09/89	.	34.70	7.40
F	32	06/10/89	.	.	7.40
F	32	06/11/89	.	.	7.40
F	32	06/12/89	.	111.50	7.40
F	32	06/13/89	12.94	63.77	7.51
F	32	06/14/89	9.95	42.91	7.58
F	32	06/15/89	10.03	31.86	7.58
F	32	06/16/89	.	38.56	7.63
F	32	06/17/89	.	.	7.63
F	32	06/18/89	.	.	7.63
F	32	06/19/89	.	36.82	7.22
F	32	06/20/89	10.95	36.47	7.39
F	32	06/21/89	15.92	54.07	5.51
F	32	06/22/89	21.91	31.18	7.83
F	32	06/23/89	.	39.86	7.92
F	32	06/24/89	.	.	7.92
F	32	06/25/89	.	.	7.92
F	32	06/26/89		17.30	7.75
F	32	06/27/89	10.95	11.15	7.61
F	32	06/28/89	13.94	18.81	7.45
F	32	06/29/89	16.92	40.44	7.06
F	32	06/30/89	.	32.22	7.09
F	32	07/01/89		.	7.09
F	32	07/02/89	.	.	7.09
F	32	07/03/89		.	7.17
F	32	07/04/89	4.98	35.44	7.17
F	32	07/05/89	7.96	20.39	7.00
F	32	07/06/89	10.96	15.61	6.70
F	32	07/07/89		18.03	6.66
F	32	07/08/89		.	6.66
F	32	07/09/89		.	6.66
F	32	07/10/89	.	20.96	6.97
F	32	07/11/89	13.75	11.94	6.98
F	32	07/12/89	13.93	12.28	7.36
F	32	07/13/89	16.92	25.50	7.47
F	32	07/14/89	.	30.19	7.39
F	32	07/15/89	.	.	7.61
F	32	07/16/89	.	.	7.61
F	32	07/17/89		37.61	7.28
F	32	07/18/89	23.89	63.77	6.99
F	32	07/19/89	29.86	65.00	7.28
F	32	07/20/89	23.89	80.47	7.07
F	32	07/21/89	.	75.87	7.70
F	32	07/22/89	.	.	7.70
F	32	07/23/89	.	.	7.70
F	32	07/24/89	.	97.79	7.80
F	32	07/25/89	30.85	104.08	8.02
F	32	07/26/89	17.92	62.56	8.04
F	32	07/27/89	9.96	39.22	7.25
F	32	07/28/89	.	16.47	7.01
F	32	07/29/89	.	.	7.01
F	32	07/30/89		.	7.01
F	32	07/31/89		19.98	6.81
F	32	08/01/89	23.89	37.83	6.90
F	32	08/02/89	24.89	45.61	7.08
F	32	08/03/89	55.74	46.83	7.00
F	32	08/04/89		61.38	7.38
F	32	08/05/89		.	7.38
F	32	08/06/89		.	7.38
F	32	08/07/89		65.66	7.05
F	32	08/08/89	39.82	65.46	6.97
F	32	08/09/89	23.74	64.26	6.91
F	32	08/10/89	22.41	69.75	6.84
F	32	08/11/89		43.93	7.13
F	32	08/12/89		.	7.13
F	32	08/13/89		.	7.13
F	32	08/14/89	.	46.35	5.82
F	32	08/15/89	12.98	26.95	5.59
F	32	08/16/89	12.94	43.91	5.45
F	32	08/17/89	11.94	26.64	5.09
F	32	08/18/89	.	20.47	4.95
F	32	08/19/89		.	4.95
F	32	08/20/89	.	.	4.95
F	32	08/21/89		16.55	6.85
F	32	08/22/89	16.92	22.41	7.00
F	32	08/23/89	16.93	36.70	6.74
F	32	08/24/89	17.91	36.26	6.57
F	32	08/25/89		42.78	6.42
F	32	08/26/89	.		6.42
F	32	08/27/89	.	.	6.42
F	32	08/28/89		65.80	6.75
F	32	08/29/89	22.90	78.59	7.14
F	32	08/30/89	14.93	56.42	6.55
F	32	08/31/89	12.94	41.52	6.44
F	32	09/01/89	.	35.68	6.47
F	32	09/02/89	.	.	6.47
F	32	09/03/89	.	.	6.47
F	32	09/04/89	.	70.14	6.06
F	32	09/05/89	20.90	64.44	6.18
F	32	09/06/89	17.92	75.01	6.48
F	32	09/07/89	16.93	56.21	6.77
F	32	09/08/89	.	67.20	6.72
F	32	09/09/89		.	6.72
F	32	09/10/89		.	6.72
F	32	09/11/89		.	.
F	32	09/13/89	23.91	.	3.32
F	32	09/14/89	7.96	8.77	3.39
F	32	09/15/89	.	11.34	6.25
F	32	09/16/89	.	.	6.25
F	32	09/17/89			6.25
F	32	09/18/89	.	59.65	6.78
F	32	09/19/89	29.86	95.93	5.98
F	32	09/20/89	25.88	67.51	7.15
F	32	09/21/89	25.89	100.91	6.70
F	32	09/22/89	.	76.14	6.92
F	32	09/23/89	.	.	6.92
F	32	09/24/89		.	6.92
F	32	09/25/89	.	83.50	5.94
F	32	09/26/89	27.88	76.29	6.82
F	32	09/27/89	26.87	70.35	6.37
F	32	09/28/89	31.86	81.56	6.22

Listing A 2

Raw Data Listing of Daily BOD, TSS, and Flow Data
Used in Calculations of Variabililty Factors

Proposed Subpart	Mill	Sampling Date	BOD Conc (mg/l)	TSS Conc (mg/l)	Flow (mgd)
F	32	09/29/89		86.27	6.46
F	32	09/30/89			6.46
F	32	10/01/89			6.46
F	32	10/02/89	.	75.02	6.43
F	32	10/03/89	33.84	66.95	6.31
F	32	10/04/89	24.90	73.59	6.06
F	32	10/05/89	18.91	49.21	6.13
F	32	10/06/89		39.03	6.41
F	32	10/07/89			6.41
F	32	10/08/89			6.41
F	32	10/09/89	.	45.32	5.96
F	32	10/10/89	23.89	51.21	6.14
F	32	10/11/89	19.91	57.65	6.15
F	32	10/12/89	20.90	29.89	6.35
F	32	10/13/89		44.34	6.70
F	32	10/14/89		.	6.70
F	32	10/15/89			6.70
F	32	10/16/89	.	61.60	6.28
F	32	10/17/89	24.89	42.15	6.08
F	32	10/18/89	23.89	60.23	5.93
F	32	10/19/89	33.85	64.47	5.86
F	32	10/20/89		84.12	6.31
F	32	10/21/89			6.31
F	32	10/22/89			6.31
F	32	10/23/89	.	57.50	5.68
F	32	10/24/89	23.67	39.06	6.50
F	32	10/25/89	21.11	57.11	5.74
F	32	10/26/89	9.96	25.34	6.11
F	32	10/27/89		22.46	6.77
F	32	10/28/89			6.77
F	32	10/29/89			6.77
F	32	10/30/89		44.36	6.38
F	32	10/31/89	33.85	54.59	6.40
F	32	11/01/89	36.01	60.58	6.52
F	32	11/02/89	36.84	74.22	6.15
F	32	11/03/89		71.86	6.39
F	32	11/04/89	.		6.39
F	32	11/05/89	.		6.39
F	32	11/06/89	.	42.00	6.21
F	32	11/07/89	24.88	53.14	6.40
F	32	11/08/89	28.38	60.88	6.28
F	32	11/09/89	30.86	67.60	6.29
F	32	11/10/89		56.29	6.34
F	32	11/11/89			6.34
F	32	11/12/89	.	.	6.34
F	32	11/13/89	.	72.36	5.67
F	32	11/14/89	20.91	44.54	6.21
F	32	11/15/89	24.89	45.47	6.80
F	32	11/16/89	29.87	48.00	7.05
F	32	11/17/89		58.85	6.56
F	32	11/18/89			6.56
F	32	11/19/89			6.56
F	32	11/20/89		92.26	6.23
F	32	11/21/89	34.85	91.32	5.84
F	32	11/22/89	23.87	58.25	5.59
F	32	11/23/89	37.83	63.55	5.78
F	32	11/24/89		141.85	5.76
F	32	11/25/89		108.43	5.87
F	32	11/26/89		125.63	6.00
F	32	11/27/89		137.52	5.82
F	32	11/28/89	41.82	96.23	5.66
F	32	11/29/89		127.49	5.48
F	32	11/30/89	.	126.88	5.59
F	32	12/01/89	.		5.57
F	32	12/02/89			5.57
F	32	12/03/89			5.57
F	32	12/04/89		72.63	5.42
F	32	12/05/89	65.70	70.62	5.73
F	32	12/06/89	61.72	78.75	5.81
F	32	12/07/89	58.74	82.78	5.80
F	32	12/08/89		86.61	5.20
F	32	12/09/89			5.20
F	32	12/10/89			5.20
F	32	12/11/89		44.01	6.00
F	32	12/12/89	21.90	60.32	6.24
F	32	12/13/89	20.91	42.46	6.00
F	32	12/14/89	21.90	42.20	5.38
F	32	12/15/89		45.52	5.53
F	32	12/16/89	.		5.53
F	32	12/17/89			5.53
F	32	12/18/89	.	33.44	6.09
F	32	12/19/89	10.44	35.61	5.28
F	32	12/20/89	9.95	27.56	5.34
F	32	12/21/89	10.96	36.70	5.36
F	32	12/22/89		28.09	5.32
F	32	12/23/89			5.32
F	32	12/24/89			5.32
F	32	12/25/89	.		5.32
F	32	12/26/89	12.94	37.35	5.57
F	32	12/27/89	15.94	39.02	5.40
F	32	12/28/89	15.92	38.32	5.33
F	32	12/29/89		33.77	5.97
F	32	12/30/89			5.97
F	32	12/31/89	.		5.97
F	33	01/01/89	.		3.90
F	33	01/02/89		77.00	3.59
F	33	01/03/89		93.00	3.45
F	33	01/04/89	63.00	103.00	2.81
F	33	01/05/89	66.00	83.00	2.91
F	33	01/06/89	50.00	102.00	3.24
F	33	01/07/89			4.80
F	33	01/08/89			3.51
F	33	01/09/89		140.00	3.67
F	33	01/10/89		100.00	3.21
F	33	01/11/89	67.00	116.00	3.09
F	33	01/12/89	82.00	118.00	4.21
F	33	01/13/89	67.00	115.00	4.56
F	33	01/14/89			4.70
F	33	01/15/89			4.15
F	33	01/16/89		117.00	4.55
F	33	01/17/89		103.00	4.49
F	33	01/18/89	65.00	100.00	4.07
F	33	01/19/89	71.00	84.00	3.97
F	33	01/20/89	61.00		3.96
F	33	01/21/89			4.03
F	33	01/22/89		.	4.30
F	33	01/23/89		88.00	3.87
F	33	01/24/89		86.00	3.85
F	33	01/25/89	91.00	91.00	3.56
F	33	01/26/89	79.00	68.00	3.87
F	33	01/27/89	82.00	96.00	3.60
F	33	01/28/89		.	3.85
F	33	01/29/89		.	3.83
F	33	01/30/89		148.00	3.86
F	33	01/31/89	.	67.00	3.91
F	33	02/01/89	60.00	68.00	3.38
F	33	02/02/89	90.00	90.00	3.82
F	33	02/03/89	74.00	60.00	3.99
F	33	02/04/89		.	4.22
F	33	02/05/89		.	3.94
F	33	02/06/89		93.00	3.94
F	33	02/07/89	.	92.00	3.76
F	33	02/08/89	123.00	102.00	3.67
F	33	02/09/89	119.00	96.00	3.67
F	33	02/10/89	141.00	120.00	3.59
F	33	02/11/89		.	3.63
F	33	02/12/89		.	3.47
F	33	02/13/89	.	126.00	4.32
F	33	02/14/89	.	98.00	4.08
F	33	02/15/89	181.00	150.00	4.08
F	33	02/16/89	132.00	76.00	4.22
F	33	02/17/89	144.00	136.00	4.04
F	33	02/18/89			4.31
F	33	02/19/89		.	4.01
F	33	02/20/89		104.00	4.10
F	33	02/21/89	.	156.00	4.22
F	33	02/22/89	145.00	174.00	4.22
F	33	02/23/89	158.00	132.00	4.22
F	33	02/24/89	213.00	116.00	3.90
F	33	02/25/89		.	4.22
F	33	02/26/89		.	4.50
F	33	02/27/89		55.00	4.50
F	33	02/28/89		132.00	4.00
F	33	03/01/89	113.00	86.00	3.11
F	33	03/02/89	138.00	40.00	3.00
F	33	03/03/89	148.00	178.00	3.00
F	33	03/04/89			4.12
F	33	03/05/89		.	4.31
F	33	03/06/89		132.00	4.41
F	33	03/07/89	.	112.00	3.76
F	33	03/08/89	89.00	124.00	3.24
F	33	03/09/89	108.00	124.00	2.83
F	33	03/10/89	91.00	144.00	2.51
F	33	03/11/89			2.35
F	33	03/12/89		.	4.08
F	33	03/13/89		103.00	4.30
F	33	03/14/89	.	58.00	4.30
F	33	03/15/89	50.00	108.00	3.10
F	33	03/16/89	45.00	83.00	3.00
F	33	03/17/89	92.00	80.00	3.00
F	33	03/18/89			4.08
F	33	03/19/89			4.08
F	33	03/20/89		72.00	4.13
F	33	03/21/89	.	66.00	4.13
F	33	03/22/89	52.00	84.00	3.41
F	33	03/23/89	59.00	62.00	2.83
F	33	03/24/89	60.00	94.00	2.99
F	33	03/25/89			4.00
F	33	03/26/89			4.97
F	33	03/27/89		46.00	3.71
F	33	03/28/89		40.00	4.25
F	33	03/29/89	29.00	73.00	4.46
F	33	03/30/89	22.00	33.00	4.09
F	33	03/31/89	39.00	62.00	3.40
F	33	04/01/89			3.40
F	33	04/02/89			4.29
F	33	04/03/89		63.00	3.35
F	33	04/04/89	.	39.00	3.54
F	33	04/05/89	68.00	35.00	2.95
F	33	04/06/89	57.00	104.00	2.78

Listing A 2

Raw Data Listing of Daily BOD, TSS, and Flow Data
Used in Calculations of Variabililty Factors

Proposed Subpart	Mill	Sampling Date	BOD Conc (mg/l)	TSS Conc (mg/l)	Flow (mgd)
F	33	04/07/89	46.00	84.00	2.85
F	33	04/08/89	.		4.08
F	33	04/09/89	.		3.99
F	33	04/10/89	.	92.00	4.19
F	33	04/11/89	.	48.00	3.99
F	33	04/12/89	49.00	60.00	2.66
F	33	04/13/89	45.00	63.00	2.57
F	33	04/14/89	63.00	158.00	2.90
F	33	04/15/89	.		4.09
F	33	04/16/89	.		4.16
F	33	04/17/89	.	59.00	3.77
F	33	04/18/89	.	45.00	3.80
F	33	04/19/89	58.00	72.00	2.63
F	33	04/20/89	50.00	52.00	2.97
F	33	04/21/89	36.00	34.00	3.80
F	33	04/22/89	.	.	3.80
F	33	04/23/89	.	.	4.04
F	33	04/24/89	.	86.00	4.03
F	33	04/25/89	.	56.00	4.03
F	33	04/26/89	85.00	58.00	3.15
F	33	04/27/89	59.00	158.00	2.86
F	33	04/28/89	57.00	148.00	3.15
F	33	04/29/89	.	.	3.85
F	33	04/30/89	.	.	3.97
F	33	05/01/89	.	100.00	4.30
F	33	05/02/89	.	63.00	3.87
F	33	05/03/89	73.00	172.00	2.89
F	33	05/04/89	73.00	125.00	3.08
F	33	05/05/89	67.00	132.00	3.14
F	33	05/06/89	.	.	3.40
F	33	05/07/89	.		3.73
F	33	05/08/89	.	110.00	3.22
F	33	05/09/89	.	182.00	2.97
F	33	05/10/89	66.00	146.00	2.35
F	33	05/11/89	61.00	170.00	1.59
F	33	05/12/89	69.00	162.00	1.85
F	33	05/13/89	.		3.12
F	33	05/14/89	.	.	2.51
F	33	05/15/89	.	188.00	2.61
F	33	05/16/89	.	210.00	3.36
F	33	05/17/89	68.00	250.00	3.23
F	33	05/18/89	50.00	222.00	2.93
F	33	05/19/89	63.00	240.00	3.47
F	33	05/20/89	.	.	3.47
F	33	05/21/89	.	.	3.19
F	33	05/22/89	.	188.00	3.85
F	33	05/23/89	.	180.00	3.21
F	33	05/24/89	43.00	170.00	3.06
F	33	05/25/89	48.00	162.00	3.34
F	33	05/26/89	49.00	162.00	3.16
F	33	05/27/89	.	.	2.91
F	33	05/28/89	.	.	3.47
F	33	05/29/89	.	138.00	3.34
F	33	05/30/89	.	164.00	3.29
F	33	05/31/89	69.00	182.00	3.11
F	33	06/01/89	48.00	150.00	3.34
F	33	06/02/89	40.00	178.00	2.99
F	33	06/03/89	.		3.06
F	33	06/04/89	.	.	3.54
F	33	06/05/89	.	145.00	3.54
F	33	06/06/89	.	208.00	3.11
F	33	06/07/89	46.00	130.00	3.05
F	33	06/08/89	55.00	128.00	3.06
F	33	06/09/89	44.00	187.00	3.02
F	33	06/10/89	.		3.07
F	33	06/11/89	.	.	3.49
F	33	06/12/89	.	212.00	3.51
F	33	06/13/89	.	160.00	2.84
F	33	06/14/89	48.00	140.00	3.53
F	33	06/15/89	49.00	140.00	3.08
F	33	06/16/89	39.00	104.00	3.14
F	33	06/17/89	.	.	3.03
F	33	06/18/89	.	.	3.50
F	33	06/19/89	.	92.00	3.21
F	33	06/20/89	.	132.00	3.21
F	33	06/21/89	52.00	144.00	3.07
F	33	06/22/89	46.00	186.00	3.16
F	33	06/23/89	42.00	202.00	3.21
F	33	06/24/89	.	.	3.21
F	33	06/25/89	.	.	3.21
F	33	06/26/89	.	220.00	3.08
F	33	06/27/89	.	180.00	3.05
F	33	06/28/89	50.00	192.00	3.40
F	33	06/29/89	42.00	142.00	3.08
F	33	06/30/89	39.00	182.00	3.22
F	33	07/01/89	.	.	3.20
F	33	07/02/89	.		3.89
F	33	07/03/89	.	170.00	4.20
F	33	07/04/89	.	144.00	3.97
F	33	07/05/89	56.00	150.00	3.88
F	33	07/06/89	55.00	156.00	3.90
F	33	07/07/89	55.00	184.00	3.42
F	33	07/08/89	.	.	3.80
F	33	07/09/89		.	3.80
F	33	07/10/89	.	208.00	2.91
F	33	07/11/89		144.00	2.97
F	33	07/12/89	58.00	128.00	3.85
F	33	07/13/89	61.00	130.00	3.48
F	33	07/14/89	62.00	72.00	3.08
F	33	07/15/89	.	.	2.74
F	33	07/16/89	.	.	3.24
F	33	07/17/89	.	160.00	2.66
F	33	07/18/89	.	156.00	2.75
F	33	07/19/89	42.00	172.00	2.97
F	33	07/20/89	33.00	162.00	2.69
F	33	07/21/89	43.00	168.00	3.00
F	33	07/22/89		.	3.00
F	33	07/23/89	.	.	3.12
F	33	07/24/89	.	130.00	2.76
F	33	07/25/89	.	130.00	3.04
F	33	07/26/89	29.00	90.00	3.04
F	33	07/27/89	41.00	80.00	2.91
F	33	07/28/89	43.00	90.00	2.63
F	33	07/29/89	.		3.02
F	33	07/30/89		.	2.96
F	33	07/31/89	.	86.00	3.41
F	33	08/01/89	19.00	104.00	3.31
F	33	08/02/89	17.00	84.00	3.61
F	33	08/03/89	23.00	100.00	3.11
F	33	08/04/89		110.00	3.16
F	33	08/05/89			3.09
F	33	08/06/89	.	.	3.46
F	33	08/07/89	.	60.00	3.46
F	33	08/08/89	.		3.73
F	33	08/09/89	19.00	44.00	3.30
F	33	08/10/89	16.00	.	3.23
F	33	08/11/89	34.00	45.00	3.23
F	33	08/12/89	.	.	3.23
F	33	08/13/89			3.38
F	33	08/14/89		62.00	3.49
F	33	08/15/89			3.39
F	33	08/16/89	18.00	34.00	3.64
F	33	08/17/89	18.00		3.23
F	33	08/18/89	15.00	43.00	3.03
F	33	08/19/89	.		3.03
F	33	08/20/89		.	3.03
F	33	08/21/89		53.00	2.78
F	33	08/22/89		.	2.97
F	33	08/23/89	31.00	58.00	3.58
F	33	08/24/89	21.00	123.00	3.46
F	33	08/25/89	29.00	.	3.36
F	33	08/26/89		.	3.36
F	33	08/27/89	.		2.79
F	33	08/28/89	.	34.00	2.86
F	33	08/29/89			2.92
F	33	08/30/89	23.00	22.00	3.37
F	33	08/31/89	23.00	.	3.13
F	33	09/01/89		56.00	3.50
F	33	09/02/89		.	2.80
F	33	09/03/89	.	.	2.80
F	33	09/04/89	.	40.00	2.67
F	33	09/05/89	.	.	2.73
F	33	09/06/89	31.00	90.00	2.72
F	33	09/07/89	31.00	60.00	3.18
F	33	09/08/89	31.00		3.05
F	33	09/09/89		.	3.65
F	33	09/10/89		.	2.59
F	33	09/11/89	.	35.00	2.94
F	33	09/12/89	.	.	3.04
F	33	09/13/89	12.00	30.00	3.35
F	33	09/14/89	27.00	50.00	4.46
F	33	09/15/89	18.00	.	3.56
F	33	09/16/89		.	3.56
F	33	09/17/89	.	.	3.13
F	33	09/18/89	.	97.00	2.90
F	33	09/19/89	.	.	3.17
F	33	09/20/89	23.00	104.00	3.10
F	33	09/21/89	36.00	.	3.05
F	33	09/22/89	27.00	92.00	3.57
F	33	09/23/89		.	3.48
F	33	09/24/89	.	.	2.79
F	33	09/25/89	.	42.00	3.07
F	33	09/26/89	.	.	3.24
F	33	09/27/89	57.00	50.00	3.07
F	33	09/28/89	27.00	.	2.98
F	33	09/29/89	27.00	54.00	3.00
F	33	09/30/89			3.82
F	33	10/01/89		.	3.82
F	33	10/02/89	.	62.00	3.46
F	33	10/03/89		.	3.40
F	33	10/04/89	44.00	80.00	3.37
F	33	10/05/89	61.00	.	3.41
F	33	10/06/89	43.00	80.00	2.89
F	33	10/07/89		.	2.84
F	33	10/08/89		.	2.96
F	33	10/09/89		39.00	3.02
F	33	10/10/89	.	.	3.56
F	33	10/11/89	39.00	51.00	3.52
F	33	10/12/89	45.00	.	3.20
F	33	10/13/89	55.00	45.00	3.07

Listing A 2

Raw Data Listing of Daily BOD, TSS, and Flow Data
Used in Calculations of Variabililty Factors

Proposed Subpart	Mill	Sampling Date	BOD Conc (mg/l)	TSS Conc (mg/l)	Flow (mgd)	Proposed Subpart	Mill	Sampling Date	BOD Conc (mg/l)	TSS Conc (mg/l)	Flow (mgd)
F	33	10/14/89			3.53	G	34	01/17/89	25.00	15.00	4.95
F	33	10/15/89		.	3.15	G	34	01/18/89	14.00	18.00	4.61
F	33	10/16/89		63.00	4.40	G	34	01/19/89	6.20	11.00	4.46
F	33	10/17/89		.	3.90	G	34	01/20/89	4.80	16.00	4.06
F	33	10/18/89	64.00	78.00	3.90	G	34	01/21/89	9.10	19.00	4.60
F	33	10/19/89	36.00	88.00	4.02	G	34	01/22/89	11.00	23.00	4.46
F	33	10/20/89	95.00		3.39	G	34	01/23/89	14.00	20.00	4.64
F	33	10/21/89			3.30	G	34	01/24/89	19.00	27.00	5.22
F	33	10/22/89		.	2.36	G	34	01/25/89	14.00	24.00	4.79
F	33	10/23/89		74.00	2.50	G	34	01/26/89	16.00	29.00	4.49
F	33	10/24/89			2.87	G	34	01/27/89	29.00	38.00	5.07
F	33	10/25/89	48.00		2.46	G	34	01/28/89	24.00	31.00	4.91
F	33	10/26/89	52.00	103.00	2.30	G	34	01/29/89	17.00	27.00	5.34
F	33	10/27/89	56.00	105.00	2.96	G	34	01/30/89	21.00	21.00	5.51
F	33	10/28/89			2.96	G	34	01/31/89	24.00	12.00	5.48
F	33	10/29/89	.		2.96	G	34	02/01/89	24.00	21.00	6.17
F	33	10/30/89	97.00	70.00	2.25	G	34	02/02/89	33.00	38.00	5.59
F	33	10/31/89			2.25	G	34	02/03/89	14.00	10.00	5.63
F	33	11/01/89	.	90.00	2.25	G	34	02/04/89	22.00	25.00	5.24
F	33	11/02/89	59.00		1.80	G	34	02/05/89	16.00	16.00	5.48
F	33	11/03/89	61.00	78.00	2.07	G	34	02/06/89	10.00	17.00	5.09
F	33	11/04/89			1.89	G	34	02/07/89	9.20	15.00	4.39
F	33	11/05/89			1.99	G	34	02/08/89	13.00	22.00	4.20
F	33	11/06/89		126.00	3.93	G	34	02/09/89	30.00	6.00	4.34
F	33	11/07/89	.		3.92	G	34	02/10/89	24.00	49.00	4.66
F	33	11/08/89	68.00	145.00	3.75	G	34	02/11/89	19.00	18.00	5.21
F	33	11/09/89	61.00	80.00	3.54	G	34	02/12/89	28.00	20.00	5.23
F	33	11/10/89	69.00		3.89	G	34	02/13/89	26.00	29.00	5.46
F	33	11/11/89			2.76	G	34	02/14/89	18.00	26.00	5.78
F	33	11/12/89			3.38	G	34	02/15/89	13.00	19.00	4.75
F	33	11/13/89		113.00	3.16	G	34	02/16/89	19.00	22.00	5.12
F	33	11/14/89	.		3.85	G	34	02/17/89	19.00	27.00	4.47
F	33	11/15/89	74.00	148.00	3.62	G	34	02/18/89	19.00	40.00	4.54
F	33	11/16/89	78.00	.	3.45	G	34	02/19/89	15.00	21.00	4.49
F	33	11/17/89	75.00	103.00	4.30	G	34	02/20/89	13.00	16.00	4.84
F	33	11/18/89			3.76	G	34	02/21/89	12.00	22.00	4.61
F	33	11/19/89			3.38	G	34	02/22/89	14.00	23.00	4.74
F	33	11/20/89		131.00	2.32	G	34	02/23/89	101.00	230.00	5.28
F	33	11/21/89	.	126.00	2.27	G	34	02/24/89	19.00	30.00	4.78
F	33	11/22/89	60.00	128.00	2.46	G	34	02/25/89	31.00	27.00	4.97
F	33	11/23/89	63.00		2.13	G	34	02/26/89	23.00	25.00	4.95
F	33	11/24/89	57.00		2.00	G	34	02/27/89	29.00	23.00	5.05
F	33	11/25/89			2.05	G	34	02/28/89	15.00	25.00	5.06
F	33	11/26/89			2.18	G	34	03/01/89	29.00	26.00	5.11
F	33	11/27/89		108.00	2.18	G	34	03/02/89	40.00	22.00	5.16
F	33	11/28/89	.	183.00	2.34	G	34	03/03/89	24.00	40.00	5.55
F	33	11/29/89	54.00	94.00	2.63	G	34	03/04/89	15.00	15.00	5.24
F	33	11/30/89	61.00		3.45	G	34	03/05/89	9.60	18.00	5.00
F	33	12/01/89	45.00		3.44	G	34	03/06/89	5.50	9.30	4.72
F	33	12/02/89			2.51	G	34	03/07/89	4.40	7.70	4.82
F	33	12/03/89			2.51	G	34	03/08/89	7.60	13.00	4.91
F	33	12/04/89		113.00	2.51	G	34	03/09/89	18.00	24.00	5.08
F	33	12/05/89	.	.	2.54	G	34	03/10/89	23.00	16.00	5.07
F	33	12/06/89	54.00	142.00	2.66	G	34	03/11/89	31.00	25.00	4.76
F	33	12/07/89	38.00	.	2.97	G	34	03/12/89	27.00	24.00	4.81
F	33	12/08/89	57.00	105.00	2.74	G	34	03/13/89	19.00	20.00	4.90
F	33	12/09/89			3.35	G	34	03/14/89	23.00	23.00	4.80
F	33	12/10/89			3.40	G	34	03/15/89	71.00	29.00	5.17
F	33	12/11/89			2.98	G	34	03/16/89	38.00	28.00	5.31
F	33	12/12/89		84.00	2.84	G	34	03/17/89	40.00	32.00	4.51
F	33	12/13/89	72.00	112.00	2.78	G	34	03/18/89	41.00	30.00	4.73
F	33	12/14/89	78.00	.	3.29	G	34	03/19/89	25.00	33.00	4.34
F	33	12/15/89	83.00	152.00	3.43	G	34	03/20/89	22.00	29.00	4.32
F	33	12/16/89			3.34	G	34	03/21/89	25.00	30.00	4.49
F	33	12/17/89		.	3.03	G	34	03/22/89	24.00	42.00	4.21
F	33	12/18/89	108.00	125.00	3.27	G	34	03/23/89	26.00	45.00	4.21
F	33	12/19/89		130.00	3.24	G	34	03/24/89	28.00	78.00	4.71
F	33	12/20/89		166.00	3.07	G	34	03/25/89	19.00	76.00	3.58
F	33	12/21/89	139.00	.	3.07	G	34	03/27/89	16.00	79.00	2.93
F	33	12/22/89	152.00		3.03	G	34	03/28/89	10.00	25.00	4.40
F	33	12/23/89	.		3.33	G	34	03/29/89	8.40	14.00	4.69
F	33	12/24/89	.		3.33	G	34	03/30/89	13.00	18.00	5.62
F	33	12/25/89		156.00	3.33	G	34	03/31/89	14.00	19.00	5.12
F	33	12/26/89	.	158.00	3.50	G	34	04/01/89	18.00	21.00	4.34
F	33	12/27/89	130.00	.	3.08	G	34	04/02/89	33.00	23.00	4.79
F	33	12/28/89	168.00	120.00	2.60	G	34	04/03/89	42.00	23.00	5.23
F	33	12/29/89	158.00		3.86	G	34	04/04/89	65.00	32.00	5.37
F	33	12/30/89	.		3.86	G	34	04/05/89	56.00	53.00	6.68
F	33	12/31/89	98.00	130.00	4.31	G	34	04/06/89	59.00	43.00	5.28
G	34	01/01/89	56.00	158.00	4.97	G	34	04/07/89	87.00	90.00	4.99
G	34	01/02/89	35.00	56.00	5.13	G	34	04/08/89	48.00	58.00	4.79
G	34	01/03/89	33.00	23.00	5.22	G	34	04/09/89	15.00	19.00	4.50
G	34	01/04/89	11.00	15.00	5.66	G	34	04/10/89	9.50	13.00	4.50
G	34	01/05/89	13.00	20.00	5.37	G	34	04/11/89	8.10	14.00	4.55
G	34	01/06/89	8.80	16.00	4.59	G	34	04/12/89	9.60	19.00	4.49
G	34	01/07/89	11.00	11.00	4.51	G	34	04/13/89	11.00	20.00	4.48
G	34	01/08/89	9.40	8.00	4.60	G	34	04/14/89	7.70	18.00	4.32
G	34	01/09/89	8.70	15.00	4.51	G	34	04/15/89	11.00	20.00	4.56
G	34	01/10/89	8.00	6.00	4.44	G	34	04/16/89	18.00	19.00	4.83
G	34	01/11/89	11.00	11.00	4.56	G	34	04/17/89	26.00	21.00	5.27
G	34	01/12/89	4.00	5.40	4.23	G	34	04/18/89	16.00	19.00	5.63
G	34	01/13/89	4.10	14.00	4.11	G	34	04/19/89	23.00	21.00	5.23
G	34	01/14/89	4.20	12.00	4.22	G	34	04/20/89	32.00	34.00	5.41
G	34	01/15/89	12.00	16.00	4.97	G	34	04/21/89	18.00	17.00	5.41
G	34	01/16/89	24.00	22.00	4.86	G	34	04/22/89	11.00	8.00	4.86

Listing A - 2

Raw Data Listing of Daily BOD, TSS, and Flow Data
Used in Calculations of Variabililty Factors

Proposed Subpart	Mill	Sampling Date	BOD Conc (mg/l)	TSS Conc (mg/l)	Flow (mgd)
G	34	04/23/89	10.00	14.00	5.26
G	34	04/24/89	11.00	26.00	4.98
G	34	04/25/89	23.00	31.00	4.88
G	34	04/26/89	6.30	13.00	4.82
G	34	04/27/89	4.70	13.00	5.22
G	34	04/28/89	4.00	10.00	5.00
G	34	04/29/89	6.10	13.00	5.39
G	34	04/30/89	8.30	11.00	5.32
G	34	05/01/89	7.30	11.00	5.47
G	34	05/02/89	13.00	9.00	5.99
G	34	05/03/89	13.00	16.00	5.58
G	34	05/04/89	5.60	9.40	5.54
G	34	05/05/89	17.00	19.00	5.40
G	34	05/06/89	19.00	21.00	5.68
G	34	05/07/89	21.00	23.00	5.46
G	34	05/08/89	17.00	15.00	5.85
G	34	05/09/89	15.00	10.00	5.84
G	34	05/10/89	16.00	9.00	5.79
G	34	05/11/89	13.00	14.00	5.39
G	34	05/12/89	15.00	17.00	5.72
G	34	05/13/89	10.00	17.00	5.37
G	34	05/14/89	11.00	10.00	5.53
G	34	05/15/89	8.60	11.00	5.89
G	34	05/16/89	5.90	10.00	5.71
G	34	05/17/89	6.90	4.00	6.18
G	34	05/18/89	6.80	7.40	5.96
G	34	05/19/89	8.60	11.00	5.63
G	34	05/20/89	2.80	7.00	6.05
G	34	05/21/89	8.10	8.70	5.74
G	34	05/22/89	4.30	2.30	6.03
G	34	05/23/89	3.10	3.80	5.70
G	34	05/24/89	2.00	2.40	5.68
G	34	05/25/89	4.10	1.00	5.97
G	34	05/26/89	6.40	8.80	5.36
G	34	05/27/89	3.80	7.30	5.41
G	34	05/28/89	5.20	6.80	5.50
G	34	05/29/89	5.50	7.00	5.22
G	34	05/30/89	6.00	11.00	5.76
G	34	05/31/89	26.00	10.00	5.86
G	34	06/01/89	12.00	8.80	5.66
G	34	06/02/89	19.00	15.00	6.11
G	34	06/03/89	14.00	14.00	6.01
G	34	06/04/89	18.00	9.80	6.08
G	34	06/05/89	2.90	6.80	5.68
G	34	06/06/89	5.70	5.80	5.85
G	34	06/07/89	8.90	6.20	6.60
G	34	06/08/89	10.20	6.80	6.30
G	34	06/09/89	8.70	13.00	5.25
G	34	06/10/89	7.80	20.00	5.62
G	34	06/11/89	11.00	11.00	6.07
G	34	06/12/89	6.70	8.00	6.15
G	34	06/13/89	6.40	4.00	5.61
G	34	06/14/89	4.60	3.20	5.19
G	34	06/15/89	4.50	6.20	5.41
G	34	06/16/89	5.70	7.00	6.69
G	34	06/17/89	9.40	7.20	6.63
G	34	06/18/89	5.00	9.20	5.57
G	34	06/19/89	6.40	5.40	5.81
G	34	06/20/89	4.00	1.80	5.94
G	34	06/21/89	6.30	0.90	6.11
G	34	06/22/89	4.30	2.20	5.77
G	34	06/23/89	6.10	5.80	6.57
G	34	06/24/89	10.00	13.00	6.61
G	34	06/25/89	8.30	4.80	6.54
G	34	06/26/89	11.00	6.20	6.54
G	34	06/27/89	11.00	8.40	6.12
G	34	06/28/89	7.90	9.40	6.31
G	34	06/29/89	12.00	15.00	5.54
G	34	06/30/89	8.10	7.40	5.50
G	34	07/01/89	5.50	7.40	5.79
G	34	07/02/89	3.80	4.60	6.09
G	34	07/03/89	12.00	26.00	5.68
G	34	07/04/89	5.50	11.00	5.85
G	34	07/05/89	5.20	4.20	5.75
G	34	07/06/89	6.70	9.00	6.33
G	34	07/07/89	16.00	22.00	6.28
G	34	07/08/89	15.00	28.00	6.27
G	34	07/09/89	13.00	16.00	6.56
G	34	07/10/89	12.00	18.00	7.05
G	34	07/11/89	24.00	25.00	6.98
G	34	07/12/89	29.00	28.00	6.48
G	34	07/13/89	19.00	18.00	6.68
G	34	07/14/89	36.00	8.00	5.81
G	34	07/15/89	15.00	12.00	5.90
G	34	07/16/89	7.20	9.20	6.43
G	34	07/17/89	6.90	7.30	6.60
G	34	07/18/89	9.60	4.40	6.34
G	34	07/19/89	16.00	39.00	5.55
G	34	07/20/89	11.00	16.00	4.83
G	34	07/21/89	6.90	21.00	4.95
G	34	07/22/89	8.30	21.00	5.92
G	34	07/23/89	10.00	20.00	5.05
G	34	07/24/89	13.00	25.00	5.76
G	34	07/25/89	11.00	18.00	6.40
G	34	07/26/89	20.00	27.00	7.41
G	34	07/27/89	14.00	15.00	6.98
G	34	07/28/89	8.40	12.00	5.92
G	34	07/29/89	11.00	14.00	5.89
G	34	07/30/89	18.00	22.00	6.03
G	34	07/31/89	17.00	21.00	6.05
G	34	08/01/89	18.00	21.00	5.42
G	34	08/02/89	21.00	18.00	6.69
G	34	08/03/89	35.00	19.00	6.85
G	34	08/04/89	44.00	38.00	7.27
G	34	08/05/89	38.00	30.00	7.12
G	34	08/06/89	30.00	19.00	7.43
G	34	08/07/89	20.00	19.00	6.45
G	34	08/08/89	11.00	12.00	6.06
G	34	08/09/89	8.90	13.00	5.45
G	34	08/10/89	10.00	28.00	7.07
G	34	08/11/89	19.00	45.00	6.01
G	34	08/12/89	24.00	44.00	6.98
G	34	08/13/89	9.30	12.00	6.21
G	34	08/14/89	12.00	13.00	6.35
G	34	08/15/89	7.90	13.00	6.32
G	34	08/16/89	11.00	14.00	6.07
G	34	08/17/89	10.00	11.00	6.17
G	34	08/18/89	5.30	10.00	5.86
G	34	08/19/89	4.40	8.00	5.79
G	34	08/20/89	4.70	10.00	6.16
G	34	08/21/89	5.60	8.80	6.29
G	34	08/22/89	5.20	8.80	5.73
G	34	08/23/89	5.50	9.00	5.66
G	34	08/24/89	4.10	8.40	5.79
G	34	08/25/89	4.10	4.60	5.84
G	34	08/26/89	4.10	7.00	5.17
G	34	08/27/89	6.00	5.80	5.05
G	34	08/28/89	5.60	9.40	5.26
G	34	08/29/89	19.00	12.00	5.80
G	34	08/30/89	19.00	12.00	6.67
G	34	08/31/89	10.00	15.00	6.01
G	34	09/01/89	11.00	17.00	5.89
G	34	09/02/89	12.00	15.00	5.96
G	34	09/03/89	7.80	13.00	2.85
G	34	09/06/89	6.10	22.00	3.72
G	34	09/07/89	7.00	14.00	5.17
G	34	09/08/89	7.10	9.00	5.88
G	34	09/09/89	9.40	16.00	5.78
G	34	09/10/89	8.60	13.00	5.91
G	34	09/11/89	6.20	11.00	6.03
G	34	09/12/89	4.80	9.40	5.27
G	34	09/13/89	4.80	8.60	5.95
G	34	09/14/89	9.60	16.00	5.90
G	34	09/15/89	11.00	15.00	6.15
G	34	09/16/89	5.60	8.40	5.95
G	34	09/17/89	3.90	9.50	5.14
G	34	09/18/89	4.20	8.80	5.51
G	34	09/19/89	2.90	12.00	5.34
G	34	09/20/89	4.70	9.30	5.91
G	34	09/21/89	5.40	12.00	5.09
G	34	09/22/89	4.80	4.50	5.29
G	34	09/23/89	6.60	4.50	5.04
G	34	09/24/89	6.30	12.00	5.50
G	34	09/25/89	9.20	14.00	5.26
G	34	09/26/89	5.80	9.40	4.89
G	34	09/27/89	4.10	7.00	4.66
G	34	09/28/89	1.90	6.80	4.94
G	34	09/29/89	2.90	7.20	5.05
G	34	09/30/89	3.70	6.60	4.80
G	34	10/01/89	3.80	7.80	5.08
G	34	10/02/89	4.20	4.60	5.09
G	34	10/03/89	5.20	7.00	5.48
G	34	10/04/89	7.40	10.00	5.43
G	34	10/05/89	15.00	16.00	5.91
G	34	10/06/89	11.00	14.00	5.61
G	34	10/07/89	12.00	9.00	5.65
G	34	10/08/89	7.40	10.00	5.36
G	34	10/09/89	9.70	11.00	5.83
G	34	10/10/89	9.30	14.00	5.31
G	34	10/11/89	11.00	19.00	6.45
G	34	10/12/89	8.80	14.00	5.40
G	34	10/13/89	7.10	11.00	5.63
G	34	10/14/89	5.80	5.80	5.02
G	34	10/15/89	8.00	15.00	4.89
G	34	10/16/89	2.70	5.40	5.36
G	34	10/17/89	1.70	6.50	5.73
G	34	10/18/89	8.40	8.50	6.35
G	34	10/19/89	14.00	6.30	6.22
G	34	10/20/89	19.00	20.00	6.52
G	34	10/21/89	20.00	21.00	6.09
G	34	10/22/89	7.30	16.00	5.62
G	34	10/23/89	5.80	9.80	5.38
G	34	10/24/89	4.30	12.00	5.40
G	34	10/25/89	5.50	9.20	5.38
G	34	10/26/89	5.30	10.00	5.96
G	34	10/27/89	6.50	8.20	5.67
G	34	10/28/89	6.30	8.00	5.91
G	34	10/29/89	5.20	8.00	6.01
G	34	10/30/89	6.00	6.20	5.89
G	34	10/31/89	5.20	10.40	5.91

Listing A - 2

Raw Data Listing of Daily BOD, TSS, and Flow Data
Used in Calculations of Variabililty Factors

Proposed Subpart	Mill	Sampling Date	BOD Conc (mg/l)	TSS Conc (mg/l)	Flow (mgd)
G	34	11/01/89	19.00	78.80	5.92
G	34	11/02/89	27.00	107.00	6.07
G	34	11/03/89	72.00	313.00	6.60
G	34	11/04/89	20.00	16.40	6.03
G	34	11/05/89	15.00	41.00	6.09
G	34	11/06/89	6.60	17.00	5.79
G	34	11/07/89	4.90	11.00	5.60
G	34	11/08/89	8.10	37.00	6.05
G	34	11/09/89	5.30	7.00	5.38
G	34	11/10/89	3.60	7.00	5.49
G	34	11/11/89	6.60	8.40	5.45
G	34	11/12/89	11.00	14.00	5.72
G	34	11/13/89	11.00	16.00	5.68
G	34	11/14/89	29.00	23.00	6.03
G	34	11/15/89	30.00	24.00	6.71
G	34	11/16/89	25.00	22.00	6.16
G	34	11/17/89	27.00	20.00	5.86
G	34	11/18/89	12.00	15.00	5.81
G	34	11/19/89	11.00	13.00	5.64
G	34	11/20/89	9.90	10.00	5.55
G	34	11/21/89	5.90	3.00	5.58
G	34	11/22/89	6.80	4.60	6.06
G	34	11/23/89	8.30	9.60	5.70
G	34	11/24/89	8.80	8.50	5.85
G	34	11/25/89	6.30	6.60	5.59
G	34	11/26/89	6.30	7.20	5.57
G	34	11/27/89	4.00	2.40	5.77
G	34	11/28/89	4.80	5.40	6.16
G	34	11/29/89	5.60	4.60	6.13
G	34	11/30/89	7.00	12.00	5.74
G	34	12/01/89	6.40	6.00	5.77
G	34	12/02/89	5.40	6.40	5.40
G	34	12/03/89	3.50	4.20	5.58
G	34	12/04/89	3.80	3.80	5.50
G	34	12/05/89	4.70	4.00	5.78
G	34	12/06/89	6.20	6.80	5.70
G	34	12/07/89	7.00	6.20	5.43
G	34	12/08/89	7.40	7.80	5.96
G	34	12/09/89	5.90	8.40	5.70
G	34	12/10/89	4.60	5.00	5.70
G	34	12/11/89	1.60	6.80	5.97
G	34	12/12/89	5.10	5.60	5.72
G	34	12/13/89	4.20	4.40	5.83
G	34	12/14/89	5.60	6.00	5.53
G	34	12/15/89	5.10	7.80	5.37
G	34	12/16/89	5.80	4.60	5.27
G	34	12/17/89	4.60	8.40	5.28
G	34	12/18/89	4.30	7.60	5.39
G	34	12/19/89	8.00	5.00	5.48
G	34	12/20/89	16.00	17.20	5.87
G	34	12/21/89	16.00	16.40	5.39
G	34	12/22/89	6.70	9.00	5.07
G	34	12/23/89	4.90	5.40	2.93
G	34	12/26/89	9.80	15.00	3.55
G	34	12/27/89	4.30	13.00	4.55
G	34	12/28/89	6.00	10.10	4.85
G	34	12/29/89	7.20	12.00	4.78
G	34	12/30/89	7.80	14.00	5.30
G	34	12/31/89	12.00	13.00	5.16
G	35	01/01/89	1.59	6.50	7.81
G	35	01/02/89	0.96	3.50	7.68
G	35	01/03/89	1.35	1.00	7.80
G	35	01/04/89	0.63	5.00	7.81
G	35	01/05/89	1.58	3.00	7.95
G	35	01/06/89	1.90	6.00	7.97
G	35	01/07/89	1.50	3.50	7.47
G	35	01/08/89	1.97	3.50	7.90
G	35	01/09/89	1.97	6.00	7.82
G	35	01/10/89	1.59	8.50	8.10
G	35	01/11/89	1.42	4.00	8.91
G	35	01/12/89	1.35	1.50	7.81
G	35	01/13/89	2.25	7.50	7.83
G	35	01/14/89	1.88	6.00	7.43
G	35	01/15/89	1.78	7.50	7.71
G	35	01/16/89	1.60	5.00	7.77
G	35	01/17/89	2.26	8.00	7.71
G	35	01/18/89	3.39	3.50	8.05
G	35	01/19/89	2.87	4.50	8.62
G	35	01/20/89	3.00	8.50	7.69
G	35	01/21/89	1.89	12.50	8.51
G	35	01/22/89	2.67	6.00	8.28
G	35	01/23/89	4.91	14.50	8.39
G	35	01/24/89	4.95	14.50	8.39
G	35	01/25/89	5.10	17.50	8.41
G	35	01/26/89	5.10	14.00	7.82
G	35	01/27/89	9.54	19.00	7.83
G	35	01/28/89	6.55	16.50	7.73
G	35	01/29/89	6.19	12.50	7.95
G	35	01/30/89	4.27	11.50	8.06
G	35	01/31/89	7.84	10.00	8.52
G	35	02/01/89	5.67	11.50	8.17
G	35	02/02/89	5.60	10.50	8.25
G	35	02/03/89	6.09	9.00	8.15
G	35	02/04/89	6.59	4.50	7.96
G	35	02/05/89	4.22	12.00	7.89
G	35	02/06/89	4.33	11.00	7.87
G	35	02/07/89	6.57	5.00	7.88
G	35	02/08/89	4.46	4.00	8.13
G	35	02/09/89	5.24	8.50	8.20
G	35	02/10/89	4.91	6.00	8.02
G	35	02/11/89	4.44	7.00	8.31
G	35	02/12/89	7.63	13.00	8.32
G	35	02/13/89	4.79	7.00	8.08
G	35	02/14/89	5.16	6.00	8.26
G	35	02/15/89	3.37	8.50	7.90
G	35	02/16/89	2.72	6.50	8.15
G	35	02/17/89	3.68	6.50	7.90
G	35	02/18/89	3.43	11.00	7.97
G	35	02/19/89	4.01	8.50	7.98
G	35	02/20/89	2.51	6.00	8.38
G	35	02/21/89	3.35	10.50	9.89
G	35	02/22/89	3.08	12.00	8.57
G	35	02/23/89	2.48	3.00	8.30
G	35	02/24/89	5.00	13.00	7.98
G	35	02/25/89	4.89	6.50	8.13
G	35	02/26/89	4.22	8.00	8.26
G	35	02/27/89	5.08	8.50	7.79
G	35	02/28/89	6.48	12.50	8.08
G	35	03/01/89	6.49	22.00	8.25
G	35	03/02/89	7.57	27.00	8.58
G	35	03/03/89	5.72	27.00	8.24
G	35	03/04/89	5.02	11.00	7.84
G	35	03/05/89	6.13	5.00	8.01
G	35	03/06/89	4.05	13.50	8.15
G	35	03/07/89	3.86	23.50	7.94
G	35	03/08/89	7.87	13.50	8.09
G	35	03/09/89	6.03	21.00	8.06
G	35	03/10/89	8.60	25.50	8.20
G	35	03/11/89	7.59	22.00	8.05
G	35	03/12/89	5.05	14.00	8.06
G	35	03/13/89	5.36	14.50	8.22
G	35	03/14/89	5.66	16.00	8.50
G	35	03/15/89	6.09	16.00	8.71
G	35	03/16/89	6.09	17.00	8.33
G	35	03/17/89	7.98	26.50	8.32
G	35	03/18/89	7.59	15.00	8.03
G	35	03/19/89	7.35	19.50	8.30
G	35	03/20/89	8.51	27.50	8.24
G	35	03/21/89	7.44	28.00	8.48
G	35	03/22/89	7.29	18.50	8.04
G	35	03/23/89	5.91	14.00	7.85
G	35	03/24/89	7.72	22.50	7.97
G	35	03/25/89	5.08	9.00	8.23
G	35	03/26/89	4.08	8.00	8.36
G	35	03/27/89	3.25	8.00	9.05
G	35	03/28/89	3.79	10.50	7.77
G	35	03/29/89	3.98	18.00	8.02
G	35	03/30/89	2.87	13.00	8.14
G	35	03/31/89	3.06	7.00	8.07
G	35	04/01/89	2.16	4.00	7.93
G	35	04/02/89	1.50	7.50	7.85
G	35	04/03/89	2.87	3.50	8.24
G	35	04/04/89	2.06	3.00	8.83
G	35	04/05/89	4.00	8.50	8.52
G	35	04/06/89	3.56	6.50	8.19
G	35	04/07/89	1.80	6.00	8.92
G	35	04/08/89	1.55	6.50	8.69
G	35	04/09/89	1.30	7.00	8.30
G	35	04/10/89	1.26	10.00	9.12
G	35	04/11/89	1.68	3.00	9.47
G	35	04/12/89	2.41	6.00	8.24
G	35	04/13/89	2.56	4.00	8.35
G	35	04/14/89	1.62	8.00	8.73
G	35	04/15/89	8.87	4.50	8.34
G	35	04/16/89	6.28	5.00	8.23
G	35	04/17/89	2.51	6.00	8.59
G	35	04/18/89	2.92	8.00	8.60
G	35	04/19/89	1.68	5.50	8.32
G	35	04/20/89	2.08	4.00	8.09
G	35	04/21/89	3.15	9.00	8.43
G	35	04/22/89	2.38	2.00	8.31
G	35	04/23/89	2.48	4.50	8.01
G	35	04/24/89	2.16	3.50	8.19
G	35	04/25/89	5.54	2.50	9.25
G	35	04/26/89	2.84	5.00	9.40
G	35	04/27/89	3.37	8.00	9.95
G	35	04/28/89	2.06	5.00	9.48
G	35	04/29/89	2.38	5.00	9.29
G	35	04/30/89	3.52	3.50	8.96
G	35	05/01/89	3.03	4.00	9.10
G	35	05/02/89	4.45	3.00	8.73
G	35	05/03/89	5.14	5.50	8.73
G	35	05/04/89	6.36	3.50	9.03
G	35	05/05/89	3.14	7.50	9.34
G	35	05/06/89	2.91	17.50	9.20
G	35	05/07/89	3.23	14.00	8.64
G	35	05/08/89	1.53	4.50	9.96
G	35	05/09/89	1.93	4.50	8.85
G	35	05/10/89	3.45	13.00	10.30
G	35	05/11/89	2.61	9.00	9.49

Listing A 2

Raw Data Listing of Daily BOD, TSS, and Flow Data
Used in Calculations of Variability Factors

Proposed Subpart	Mill	Sampling Date	BOD Conc (mg/l)	TSS Conc (mg/l)	Flow (mgd)	Proposed Subpart	Mill	Sampling Date	BOD Conc (mg/l)	TSS Conc (mg/l)	Flow (mgd)
G	35	05/12/89	3.77	9.00	10.22	G	35	08/15/89	2.82	9.50	10.56
G	35	05/13/89	3.78	14.00	9.98	G	35	08/16/89	1.71	3.50	9.58
G	35	05/14/89	4.35	17.00	10.23	G	35	08/17/89	1.15	7.00	9.62
G	35	05/15/89	6.43	31.00	10.04	G	35	08/18/89	1.19	6.00	9.99
G	35	05/16/89	4.50	37.00	9.70	G	35	08/19/89	1.24	7.00	8.88
G	35	05/17/89	6.78	10.00	10.61	G	35	08/20/89	2.07	4.00	9.88
G	35	05/18/89	6.28	30.00	9.79	G	35	08/21/89	1.93	4.50	10.86
G	35	05/19/89	8.80	37.50	7.98	G	35	08/22/89	2.40	4.50	11.01
G	35	05/20/89	6.83	8.50	9.70	G	35	08/23/89	2.28	4.00	9.96
G	35	05/21/89	3.02	21.00	9.37	G	35	08/24/89	2.72	6.00	10.71
G	35	05/22/89	2.00	8.50	9.88	G	35	08/25/89	1.98	7.00	9.57
G	35	05/23/89	3.66	19.50	9.50	G	35	08/26/89	0.97	7.50	9.62
G	35	05/24/89	4.92	48.50	9.53	G	35	08/27/89	1.40	10.00	9.24
G	35	05/25/89	2.11	13.50	9.14	G	35	08/28/89	1.53	7.50	10.00
G	35	05/26/89	3.15	9.50	9.22	G	35	08/29/89	1.39	9.00	9.42
G	35	05/27/89	5.71	11.00	9.79	G	35	08/30/89	1.83	6.00	9.32
G	35	05/28/89	5.30	11.50	9.61	G	35	08/31/89	1.55	7.50	9.78
G	35	05/29/89	1.96	9.50	9.62	G	35	09/01/89	1.38	6.50	9.23
G	35	05/30/89	1.90	7.00	9.31	G	35	09/02/89	1.04	2.00	9.34
G	35	05/31/89	1.88	5.50	9.46	G	35	09/03/89	1.31	8.00	9.38
G	35	06/01/89	2.98	11.00	9.55	G	35	09/04/89	0.97	5.50	10.61
G	35	06/02/89	2.54	16.50	10.21	G	35	09/05/89	1.10	6.00	10.56
G	35	06/03/89	2.80	11.00	10.12	G	35	09/06/89	1.77	5.00	10.18
G	35	06/04/89	1.83	11.00	10.17	G	35	09/07/89	1.17	7.00	9.98
G	35	06/05/89	1.97	9.50	9.34	G	35	09/08/89	1.80	5.50	9.79
G	35	06/06/89	2.28	5.00	10.17	G	35	09/09/89	1.82	3.00	9.55
G	35	06/07/89	2.43	6.50	9.50	G	35	09/10/89	1.42	9.50	9.11
G	35	06/08/89	1.76	8.50	9.24	G	35	09/11/89	2.07	4.50	8.74
G	35	06/09/89	1.99	9.50	9.96	G	35	09/12/89	1.71	5.00	8.72
G	35	06/10/89	1.70	5.50	9.62	G	35	09/13/89	1.83	7.00	8.66
G	35	06/11/89	2.05	28.00	9.56	G	35	09/14/89	1.27	9.00	8.56
G	35	06/12/89	1.51	7.00	9.61	G	35	09/15/89	1.70	8.50	8.55
G	35	06/13/89	2.12	8.00	10.22	G	35	09/16/89	1.73	10.00	8.43
G	35	06/14/89	1.08	6.50	9.12	G	35	09/17/89	2.13	4.00	8.76
G	35	06/15/89	1.91	6.50	9.83	G	35	09/18/89	3.80	2.00	9.77
G	35	06/16/89	1.72	3.50	9.41	G	35	09/19/89	4.85	16.00	10.21
G	35	06/17/89	2.75	4.00	9.55	G	35	09/20/89	1.62	11.50	9.44
G	35	06/18/89	1.88	3.00	10.20	G	35	09/21/89	1.83	2.50	9.72
G	35	06/19/89	1.92	2.50	10.16	G	35	09/22/89	1.76	8.00	9.40
G	35	06/20/89	2.32	4.00	9.80	G	35	09/23/89	2.07	7.00	9.31
G	35	06/21/89	2.53	6.00	10.15	G	35	09/24/89	1.73	7.50	9.12
G	35	06/22/89	2.30	11.00	9.82	G	35	09/25/89	1.86	2.00	8.90
G	35	06/23/89	6.43	29.00	8.79	G	35	09/26/89	1.80	2.50	9.17
G	35	06/24/89	1.30	2.00	10.29	G	35	09/27/89	1.78	4.50	8.90
G	35	06/25/89	2.55	8.00	10.30	G	35	09/28/89	1.72	5.00	9.40
G	35	06/26/89	1.77	4.50	10.58	G	35	09/29/89	1.29	5.00	9.20
G	35	06/27/89	2.27	29.00	10.03	G	35	09/30/89	1.93	2.00	8.85
G	35	06/28/89	1.52	4.00	10.45	G	35	10/01/89	5.46	17.00	9.09
G	35	06/29/89	3.37	12.00	11.39	G	35	10/02/89	4.68	8.00	9.36
G	35	06/30/89	2.08	6.50	10.34	G	35	10/03/89	1.28	8.50	9.77
G	35	07/01/89	1.83	7.50	10.66	G	35	10/04/89	1.70	5.50	8.97
G	35	07/02/89	1.26	9.00	10.32	G	35	10/05/89	1.02	10.50	8.61
G	35	07/03/89	1.92	8.50	9.80	G	35	10/06/89	3.04	5.00	8.49
G	35	07/04/89	1.13	8.00	10.13	G	35	10/07/89	3.15	6.00	8.47
G	35	07/05/89	0.58	10.50	10.88	G	35	10/08/89	2.46	9.00	8.60
G	35	07/06/89	2.09	12.50	10.75	G	35	10/09/89	1.34	12.00	8.64
G	35	07/07/89	3.53	13.00	10.13	G	35	10/10/89	4.69	4.50	9.04
G	35	07/08/89	2.63	15.50	9.99	G	35	10/11/89	2.42	10.50	8.32
G	35	07/09/89	3.45	1.50	10.10	G	35	10/12/89	3.23	12.50	8.47
G	35	07/10/89	5.05	11.00	9.92	G	35	10/13/89	2.02	14.00	8.50
G	35	07/11/89	4.35	19.50	10.83	G	35	10/14/89	2.80	4.00	8.88
G	35	07/12/89	1.94	14.00	10.11	G	35	10/15/89	2.30	3.50	8.54
G	35	07/13/89	1.26	6.00	9.70	G	35	10/16/89	2.52	3.50	8.88
G	35	07/14/89	3.78	5.00	10.15	G	35	10/17/89	1.95	8.00	8.33
G	35	07/15/89	1.68	7.00	9.94	G	35	10/18/89	2.15	5.00	8.41
G	35	07/16/89	1.81	4.50	10.13	G	35	10/19/89	2.78	4.50	8.48
G	35	07/17/89	1.27	4.50	9.92	G	35	10/20/89	2.55	13.50	8.39
G	35	07/18/89	1.97	3.50	9.67	G	35	10/21/89	2.45	9.00	8.34
G	35	07/19/89	2.25	8.50	10.27	G	35	10/22/89	2.36	9.00	8.49
G	35	07/20/89	2.48	3.50	10.10	G	35	10/23/89	3.69	11.00	7.25
G	35	07/21/89	4.86	7.50	10.19	G	35	10/24/89	1.40	11.50	8.84
G	35	07/22/89	1.82	6.00	9.92	G	35	10/25/89	2.38	6.00	8.37
G	35	07/23/89	0.79	4.50	10.12	G	35	10/26/89	3.78	10.50	8.69
G	35	07/24/89	1.78	11.50	9.71	G	35	10/27/89	3.48	8.50	7.75
G	35	07/25/89	0.75	6.50	10.00	G	35	10/28/89	4.94	16.00	8.63
G	35	07/26/89	4.57	8.50	10.04	G	35	10/29/89	3.12	13.00	8.22
G	35	07/27/89	2.50	5.00	9.89	G	35	10/30/89	2.02	5.50	8.59
G	35	07/28/89	1.80	4.50	7.08	G	35	10/31/89	1.15	6.00	9.55
G	35	07/29/89	2.07	6.50	10.20	G	35	11/01/89	1.68	7.50	8.25
G	35	07/30/89	2.45	8.00	10.13	G	35	11/02/89	2.78	11.00	8.51
G	35	07/31/89	2.13	7.00	9.95	G	35	11/03/89	2.67	7.00	8.17
G	35	08/01/89	2.24	8.50	9.92	G	35	11/04/89	3.18	12.00	7.94
G	35	08/02/89	2.55	9.50	10.51	G	35	11/05/89	2.21	11.50	7.96
G	35	08/03/89	5.27	10.00	10.78	G	35	11/06/89	2.52	12.00	8.39
G	35	08/04/89	4.98	9.00	10.52	G	35	11/07/89	2.29	6.50	8.41
G	35	08/05/89	5.24	3.50	10.08	G	35	11/08/89	2.03	11.00	8.48
G	35	08/06/89	3.96	4.00	10.04	G	35	11/09/89	1.94	5.50	7.95
G	35	08/07/89	1.98	13.50	9.87	G	35	11/10/89	1.31	11.50	8.01
G	35	08/08/89	2.62	1.50	10.19	G	35	11/11/89	2.74	10.00	8.15
G	35	08/09/89	2.42	3.50	10.09	G	35	11/12/89	4.59	19.50	8.27
G	35	08/10/89	2.32	5.00	9.75	G	35	11/13/89	6.65	9.00	8.18
G	35	08/11/89	1.88	7.00	9.65	G	35	11/14/89	8.08	8.00	8.25
G	35	08/12/89	1.02	4.00	9.65	G	35	11/15/89	4.85	17.00	8.79
G	35	08/13/89	1.82	3.50	9.90	G	35	11/16/89	4.16	11.00	8.13
G	35	08/14/89	2.07	8.00	10.61	G	35	11/17/89	2.73	6.00	8.22

Listing A - 2

Raw Data Listing of Daily BOD, TSS, and Flow Data
Used in Calculations of Variability Factors

Proposed Subpart	Mill	Sampling Date	BOD Conc (mg/l)	TSS Conc (mg/l)	Flow (mgd)	Proposed Subpart	Mill	Sampling Date	BOD Conc (mg/l)	TSS Conc (mg/l)	Flow (mgd)
G	35	11/18/89	2.91	9.50	8.21	G	36	02/21/89	6.00	17.00	12.42
G	35	11/19/89	2.62	9.50	8.04	G	36	02/22/89	5.00	17.00	12.13
G	35	11/20/89	4.13	10.00	8.09	G	36	02/23/89	3.00	19.00	11.08
G	35	11/21/89	4.41	12.50	9.27	G	36	02/24/89	2.00	16.50	12.36
G	35	11/22/89	6.09	19.50	9.49	G	36	02/25/89	3.00	22.00	12.87
G	35	11/23/89	4.04	15.50	8.56	G	36	02/26/89	1.00	20.00	12.80
G	35	11/24/89	3.15	10.00	8.58	G	36	02/27/89	2.00	23.00	11.72
G	35	11/25/89	3.19	16.00	8.79	G	36	02/28/89	5.00	26.00	11.41
G	35	11/26/89	3.21	9.50	8.73	G	36	03/01/89	4.00	25.00	11.77
G	35	11/27/89	2.71	9.00	9.04	G	36	03/02/89	3.00	25.00	12.48
G	35	11/28/89	3.15	10.00	8.83	G	36	03/03/89	2.00	31.00	12.23
G	35	11/29/89	3.96	18.50	8.19	G	36	03/04/89	2.00	13.00	12.47
G	35	11/30/89	3.40	16.50	8.33	G	36	03/05/89	1.00	16.00	11.99
G	35	12/01/89	4.23	12.00	8.94	G	36	03/06/89	1.00	21.50	11.86
G	35	12/02/89	5.07	7.00	8.90	G	36	03/07/89	2.00	50.00	12.03
G	35	12/03/89	4.68	19.50	9.01	G	36	03/08/89	4.00	33.00	10.40
G	35	12/04/89	4.95	11.00	9.10	G	36	03/09/89	5.00	21.00	11.44
G	35	12/05/89	5.32	17.00	8.68	G	36	03/10/89	3.00	19.00	10.59
G	35	12/06/89	4.42	15.50	9.07	G	36	03/11/89	5.00	31.00	12.20
G	35	12/07/89	4.59	17.00	9.78	G	36	03/12/89	3.00	45.00	11.62
G	35	12/08/89	4.49	22.00	9.58	G	36	03/13/89	5.00	48.00	12.51
G	35	12/09/89	5.45	14.50	8.94	G	36	03/14/89	5.00	29.00	13.35
G	35	12/10/89	2.72	19.50	9.19	G	36	03/15/89	4.00	21.00	15.32
G	35	12/11/89	7.54	18.50	10.12	G	36	03/16/89	3.00	18.00	14.50
G	35	12/12/89	9.57	44.50	9.39	G	36	03/17/89	2.00	15.00	14.91
G	35	12/13/89	7.64	29.00	8.99	G	36	03/18/89	4.00	22.00	13.74
G	35	12/14/89	9.30	15.00	9.09	G	36	03/19/89	1.00	11.00	13.57
G	35	12/15/89	7.59	12.50	9.23	G	36	03/20/89	4.00	16.00	15.04
G	35	12/16/89	8.62	13.50	8.81	G	36	03/21/89	9.00	57.00	14.14
G	35	12/17/89	4.92	14.50	8.78	G	36	03/22/89	3.00	30.00	10.71
G	35	12/18/89	4.49	4.50	8.91	G	36	03/23/89	1.00	23.00	13.50
G	35	12/19/89	4.82	2.50	8.36	G	36	03/24/89	2.00	29.00	16.02
G	35	12/20/89	4.53	11.50	8.15	G	36	03/25/89	2.00	20.00	14.67
G	35	12/21/89	4.06	9.00	7.43	G	36	03/26/89	2.00	32.00	14.81
G	35	12/22/89	3.56	4.50	9.23	G	36	03/27/89	3.00	23.00	14.27
G	35	12/23/89	4.51	8.00	9.08	G	36	03/28/89	4.00	19.00	14.05
G	35	12/24/89	5.33	25.00	7.27	G	36	03/29/89	3.00	15.00	15.09
G	35	12/25/89	2.94	9.00	4.64	G	36	03/30/89	2.00	9.00	14.14
G	35	12/26/89	5.04	16.00	9.13	G	36	03/31/89	2.00	12.00	14.78
G	35	12/27/89	6.69	12.50	8.37	G	36	04/01/89	2.00	10.00	14.10
G	35	12/28/89	3.11	9.00	8.52	G	36	04/02/89	2.00	7.00	14.50
G	35	12/29/89	2.44	11.00	8.20	G	36	04/03/89	1.00	9.00	14.48
G	35	12/30/89	5.64	9.50	8.21	G	36	04/04/89	2.00	9.00	14.28
G	35	12/31/89	4.34	9.50	8.65	G	36	04/05/89	2.00	9.00	14.29
G	36	01/01/89		16.00	14.29	G	36	04/06/89	2.00	9.00	14.78
G	36	01/02/89		12.00	14.35	G	36	04/07/89	.	5.00	14.78
G	36	01/03/89	1.00	12.00	14.50	G	36	04/08/89	2.00	8.00	14.72
G	36	01/04/89	2.00	18.00	14.03	G	36	04/09/89	.	11.00	14.49
G	36	01/05/89	1.00	18.00	15.22	G	36	04/10/89	3.00	14.00	14.25
G	36	01/06/89	1.00			G	36	04/11/89	4.00	12.00	14.28
G	36	01/07/89	2.00	.		G	36	04/12/89	3.00	13.00	14.30
G	36	01/08/89	.	16.00	14.17	G	36	04/13/89	3.00	11.00	14.36
G	36	01/09/89	6.00	14.00	13.37	G	36	04/14/89	.		14.52
G	36	01/10/89	3.00	17.00	14.40	G	36	04/15/89	.		14.98
G	36	01/11/89	2.00	14.00	13.10	G	36	04/16/89	2.00	17.00	14.67
G	36	01/12/89	3.00	12.00	13.60	G	36	04/17/89	3.00	13.00	14.95
G	36	01/13/89	.	15.00	12.98	G	36	04/18/89	3.00	22.00	14.55
G	36	01/14/89	3.00	18.00	13.10	G	36	04/19/89	4.00	12.00	15.11
G	36	01/15/89	.	.		G	36	04/20/89	5.00	23.00	14.64
G	36	01/16/89	2.00	12.00	13.28	G	36	04/21/89	3.00	.	16.27
G	36	01/17/89	4.00	25.00	13.80	G	36	04/22/89	4.00	19.00	14.87
G	36	01/18/89	2.00	15.00	13.72	G	36	04/23/89	1.00	20.00	14.78
G	36	01/19/89	2.00	21.00	13.53	G	36	04/24/89	5.00	17.00	14.60
G	36	01/20/89			13.71	G	36	04/25/89	4.00	30.00	14.59
G	36	01/21/89			13.88	G	36	04/26/89	2.00	17.00	15.07
G	36	01/22/89		21.00	13.91	G	36	04/27/89	2.00	12.50	12.59
G	36	01/23/89	1.00	19.00	13.51	G	36	04/28/89	2.00	15.00	14.33
G	36	01/24/89	1.00	16.00	13.79	G	36	04/29/89	2.00	15.50	14.16
G	36	01/25/89		19.00	13.21	G	36	04/30/89	1.00	18.00	14.62
G	36	01/26/89		18.00	12.20	G	36	05/01/89	3.00	25.00	14.77
G	36	01/27/89	7.00	17.00	11.15	G	36	05/02/89	6.00	22.00	15.39
G	36	01/28/89			11.33	G	36	05/03/89	3.00	15.00	14.88
G	36	01/29/89		34.00	11.07	G	36	05/04/89	2.00	15.00	14.95
G	36	01/30/89	.	26.00	11.85	G	36	05/05/89	1.00	15.00	15.38
G	36	01/31/89	5.00	27.00	9.90	G	36	05/06/89	2.00	8.00	15.84
G	36	02/01/89	2.00	19.00	11.61	G	36	05/07/89	2.00	23.00	15.23
G	36	02/02/89	1.00	16.00	11.04	G	36	05/08/89	3.00	16.00	14.89
G	36	02/03/89		15.00	11.15	G	36	05/09/89	7.00	16.00	14.04
G	36	02/04/89		12.00	11.90	G	36	05/10/89	3.00	13.00	15.81
G	36	02/05/89	1.00	19.00	11.51	G	36	05/11/89	2.00	13.00	16.87
G	36	02/06/89	1.00	14.00	11.00	G	36	05/12/89	2.00	11.00	15.77
G	36	02/07/89	.	8.00	11.54	G	36	05/13/89	3.00	17.00	15.69
G	36	02/08/89	3.00	11.00	12.74	G	36	05/14/89		28.00	15.69
G	36	02/09/89	2.00	15.00	11.10	G	36	05/15/89	3.00	21.00	15.28
G	36	02/10/89		10.00	11.32	G	36	05/16/89	3.00	16.00	15.79
G	36	02/11/89		22.00	11.21	G	36	05/17/89	4.00	26.00	15.50
G	36	02/12/89		40.00	11.10	G	36	05/18/89	4.00	31.00	13.86
G	36	02/13/89	3.00	36.00	11.03	G	36	05/19/89	6.00	51.00	15.27
G	36	02/14/89	4.00	31.00	10.30	G	36	05/20/89	5.00	31.00	15.25
G	36	02/15/89	3.00	23.00	10.75	G	36	05/21/89	5.00	76.00	15.01
G	36	02/16/89	1.00	18.00	11.19	G	36	05/22/89	4.00	46.00	14.93
G	36	02/17/89		.	13.31	G	36	05/23/89	3.00	23.00	15.42
G	36	02/18/89	1.00	7.00	11.31	G	36	05/24/89	2.00	15.00	15.23
G	36	02/19/89	.	13.00	14.14	G	36	05/25/89	.	10.00	17.39
G	36	02/20/89	3.00	16.00	15.40	G	36	05/26/89	2.00	12.50	15.84

Listing A 2

Raw Data Listing of Daily BOD, TSS, and Flow Data
Used in Calculations of Variabililty Factors

Proposed Subpart	Mill	Sampling Date	BOD Conc (mg/l)	TSS Conc (mg/l)	Flow (mgd)
G	36	05/27/89	2.00	7.50	15.38
G	36	05/28/89	2.00	16.00	15.19
G	36	05/29/89	4.00	23.00	16.19
G	36	05/30/89	3.00	17.00	15.52
G	36	05/31/89	2.00	13.00	15.62
G	36	06/01/89	4.00	16.00	15.65
G	36	06/02/89	.	15.00	16.70
G	36	06/03/89	3.00	20.00	16.09
G	36	06/04/89	2.00	61.00	16.13
G	36	06/05/89	5.00	36.00	15.21
G	36	06/06/89	5.00	27.00	15.76
G	36	06/07/89	5.00	35.00	15.87
G	36	06/08/89	12.00	25.00	16.32
G	36	06/09/89	.	60.00	16.00
G	36	06/10/89	7.00	40.00	16.15
G	36	06/11/89	7.00	42.00	16.21
G	36	06/12/89	5.00	23.00	15.94
G	36	06/13/89	4.00	24.00	16.37
G	36	06/14/89	4.00	19.00	15.76
G	36	06/15/89	2.00	9.00	16.04
G	36	06/16/89	.	.	16.86
G	36	06/17/89	4.00	11.00	16.51
G	36	06/18/89	1.00	24.00	15.56
G	36	06/19/89	2.00	13.00	15.52
G	36	06/20/89	2.00	18.00	15.14
G	36	06/21/89	1.00	18.00	15.83
G	36	06/22/89	3.00	21.00	15.49
G	36	06/23/89	4.00	22.00	15.85
G	36	06/24/89	4.00	16.00	15.99
G	36	06/25/89	5.00	36.00	16.38
G	36	06/26/89	5.00	26.00	15.83
G	36	06/27/89	3.00	26.00	15.66
G	36	06/28/89	5.00	44.00	15.73
G	36	06/29/89	4.00	36.00	15.63
G	36	06/30/89	.	.	16.11
G	36	07/01/89	6.00	43.00	15.94
G	36	07/02/89	2.00	40.00	16.24
G	36	07/03/89	4.00	18.00	16.06
G	36	07/04/89	3.00	22.00	15.56
G	36	07/05/89	14.00	120.00	15.50
G	36	07/06/89	5.00	17.00	16.43
G	36	07/07/89	.	.	17.86
G	36	07/08/89	6.00	20.00	17.36
G	36	07/09/89	2.00	15.00	16.46
G	36	07/10/89	5.00	92.00	17.56
G	36	07/11/89	7.00	43.00	17.22
G	36	07/12/89	6.00	62.00	18.13
G	36	07/13/89	7.00	52.00	17.07
G	36	07/14/89	.	.	16.83
G	36	07/15/89	.	.	17.18
G	36	07/16/89	5.00	77.00	17.24
G	36	07/17/89	7.00	60.00	16.47
G	36	07/18/89	7.00	54.00	16.25
G	36	07/19/89	8.00	41.00	16.56
G	36	07/20/89	8.00	38.00	16.63
G	36	07/21/89	7.00	32.00	16.39
G	36	07/22/89	7.00	49.00	17.09
G	36	07/23/89	7.00	63.00	17.27
G	36	07/24/89	8.00	50.00	17.47
G	36	07/25/89	9.00	42.00	17.58
G	36	07/26/89	5.00	19.00	17.83
G	36	07/27/89	6.00	20.00	17.56
G	36	07/28/89	3.00	10.00	18.69
G	36	07/29/89	3.00	12.00	18.30
G	36	07/30/89	4.00	18.00	18.70
G	36	07/31/89	5.00	27.00	17.39
G	36	08/01/89	4.00	31.00	17.82
G	36	08/02/89	5.00	30.00	17.71
G	36	08/03/89	.	22.00	18.02
G	36	08/04/89	.	.	17.95
G	36	08/05/89	4.00	27.00	18.34
G	36	08/06/89	3.00	25.00	17.95
G	36	08/07/89	4.00	26.00	18.58
G	36	08/08/89	5.00	38.00	17.71
G	36	08/09/89	5.00	22.00	16.92
G	36	08/10/89	4.00	23.00	17.19
G	36	08/11/89	7.00	38.00	17.39
G	36	08/12/89	4.00	22.00	17.62
G	36	08/13/89	3.00	29.00	17.66
G	36	08/14/89	4.00	24.00	17.58
G	36	08/15/89	2.00	14.00	18.39
G	36	08/16/89	3.00	18.00	17.60
G	36	08/17/89	2.00	25.00	16.08
G	36	08/18/89	5.00	30.00	17.47
G	36	08/19/89	2.00	15.00	17.44
G	36	08/20/89	3.00	24.00	18.16
G	36	08/21/89	4.00	21.00	18.16
G	36	08/22/89	4.00	20.00	17.91
G	36	08/23/89	5.00	17.00	17.93
G	36	08/24/89	5.00	28.00	17.78
G	36	08/25/89	.	33.00	17.86
G	36	08/26/89	3.00	22.00	17.45
G	36	08/27/89	2.00	40.50	17.71
G	36	08/28/89	3.00	26.50	18.46
G	36	08/29/89	4.00	52.00	17.94
G	36	08/30/89	4.00	73.00	17.72
G	36	08/31/89	4.00	23.50	17.09
G	36	09/01/89	5.00	32.50	17.75
G	36	09/02/89	3.00	29.50	17.64
G	36	09/03/89	1.00	26.50	17.02
G	36	09/04/89	2.00	28.00	17.44
G	36	09/05/89	3.00	28.00	16.59
G	36	09/06/89	2.00	15.00	18.30
G	36	09/07/89	4.00	13.00	17.86
G	36	09/08/89	4.00	18.00	17.47
G	36	09/09/89	4.00	9.00	16.92
G	36	09/10/89	3.00	17.00	17.05
G	36	09/11/89	4.00	17.00	17.94
G	36	09/12/89	5.00	20.00	16.13
G	36	09/13/89	6.00	29.00	17.60
G	36	09/14/89	.	29.00	17.60
G	36	09/15/89	7.00	42.00	16.95
G	36	09/16/89	7.00	41.00	16.76
G	36	09/17/89	3.00	36.00	17.26
G	36	09/18/89	5.00	34.00	14.45
G	36	09/19/89	5.00	24.00	16.85
G	36	09/20/89	5.00	31.00	16.17
G	36	09/21/89	5.00	33.50	16.79
G	36	09/22/89	4.00	53.00	17.31
G	36	09/23/89	5.00	66.00	17.40
G	36	09/24/89	4.00	89.00	16.79
G	36	09/25/89	9.00	82.00	16.95
G	36	09/26/89	5.00	61.00	15.80
G	36	09/27/89	4.00	110.00	16.54
G	36	09/28/89	3.00	52.00	16.35
G	36	09/29/89	5.00	89.00	16.98
G	36	09/30/89	5.00	97.00	17.32
G	36	10/01/89	5.00	138.00	17.24
G	36	10/02/89	5.00	83.00	17.54
G	36	10/03/89	6.00	96.00	16.80
G	36	10/04/89	9.00	72.00	17.50
G	36	10/05/89	6.00	82.00	16.70
G	36	10/06/89	10.00	91.00	17.81
G	36	10/07/89	9.00	100.00	15.85
G	36	10/08/89	7.00	85.00	15.96
G	36	10/09/89	13.00	132.00	15.29
G	36	10/10/89	17.00	148.00	14.61
G	36	10/11/89	9.00	119.00	11.91
G	36	10/12/89	20.00	90.00	15.87
G	36	10/13/89	19.00	20.00	15.11
G	36	10/14/89	40.00	33.00	17.72
G	36	10/15/89	.	312.00	14.42
G	36	10/16/89	.		14.50
G	36	10/17/89	5.00	31.00	14.50
G	36	10/18/89	2.00	18.00	14.50
G	36	10/19/89	2.00	21.00	14.50
G	36	10/20/89	3.00	17.00	14.50
G	36	10/21/89	4.00	21.00	14.50
G	36	10/22/89	.	10.00	14.50
G	36	10/23/89	5.00	43.00	14.50
G	36	10/24/89	32.00	45.00	18.19
G	36	10/25/89	14.00	22.00	15.48
G	36	10/26/89	6.00	36.00	17.10
G	36	10/27/89	4.00	22.00	17.20
G	36	10/28/89	5.00	33.00	18.20
G	36	10/29/89	3.00	26.00	16.10
G	36	10/30/89	5.00	26.00	17.15
G	36	10/31/89	6.00	42.00	18.59
G	36	11/01/89	3.00	50.00	17.19
G	36	11/02/89	3.00	51.00	17.01
G	36	11/03/89	2.00	31.00	17.63
G	36	11/04/89	2.00	18.50	16.81
G	36	11/05/89	.	22.00	15.68
G	36	11/06/89	2.00	21.00	16.43
G	36	11/07/89	.	37.00	14.37
G	36	11/08/89	5.00	55.00	16.36
G	36	11/09/89	1.00	24.00	16.86
G	36	11/10/89		11.00	16.36
G	36	11/11/89		.	16.65
G	36	11/12/89	2.00	19.00	16.42
G	36	11/13/89	2.00	11.00	16.35
G	36	11/14/89	1.00	6.00	16.10
G	36	11/15/89	1.00	10.00	16.05
G	36	11/16/89	1.00	4.00	16.04
G	36	11/17/89	1.00	11.00	15.46
G	36	11/18/89	.	.	14.93
G	36	11/19/89	1.00	17.00	15.37
G	36	11/20/89	5.00	21.00	15.82
G	36	11/21/89	3.00	16.00	15.06
G	36	11/22/89	5.00	30.00	16.32
G	36	11/23/89	4.00	33.00	16.17
G	36	11/24/89	.	.	16.47
G	36	11/25/89	.	.	16.05
G	36	11/26/89	4.00	41.00	16.44
G	36	11/27/89	4.00	40.00	15.77
G	36	11/28/89	5.00	38.00	15.23
G	36	11/29/89	6.00	30.00	15.74
G	36	11/30/89	5.00	37.00	15.32
G	36	12/01/89	8.00	57.00	15.19
G	36	12/02/89	9.00	56.00	15.01

Listing A - 2

Raw Data Listing of Daily BOD, TSS, and Flow Data
Used in Calculations of Variability Factors

Proposed Subpart	Mill	Sampling Date	BOD Conc (mg/l)	TSS Conc (mg/l)	Flow (mgd)	Proposed Subpart	Mill	Sampling Date	BOD Conc (mg/l)	TSS Conc (mg/l)	Flow (mgd)
G	36	12/03/89	6.00	52.00	15.05	G	37	03/08/89		22.00	11.90
G	36	12/04/89	7.00	67.00	15.14	G	37	03/09/89	7.00	25.00	12.20
G	36	12/05/89	7.00	151.00	15.52	G	37	03/10/89	7.00	15.00	12.20
G	36	12/06/89	9.00	75.00	16.01	G	37	03/11/89		12.00	12.00
G	36	12/07/89	10.00	49.00	15.18	G	37	03/12/89		7.00	12.20
G	36	12/08/89	6.00	21.00	15.90	G	37	03/13/89		17.00	12.10
G	36	12/09/89	8.00	39.00	15.96	G	37	03/14/89		24.00	12.60
G	36	12/10/89	6.00	37.00	15.77	G	37	03/15/89		22.00	12.10
G	36	12/11/89	7.00	33.00	15.93	G	37	03/16/89	9.00	21.00	12.10
G	36	12/12/89		40.00	15.84	G	37	03/17/89	9.00	20.00	12.00
G	36	12/13/89	9.00	49.00	15.81	G	37	03/18/89		12.00	11.80
G	36	12/14/89	9.00	40.00	17.52	G	37	03/19/89		23.00	12.50
G	36	12/15/89	5.00	11.50	17.79	G	37	03/20/89		22.00	12.60
G	36	12/16/89	9.00	55.00	16.35	G	37	03/21/89		38.00	12.30
G	36	12/17/89	.	46.00	15.90	G	37	03/22/89		43.00	12.10
G	36	12/18/89	.	39.00	15.68	G	37	03/23/89	7.00	34.00	11.90
G	36	12/19/89		40.00	16.20	G	37	03/24/89	7.00	34.00	8.50
G	36	12/20/89	7.00	31.00	16.44	G	37	03/25/89		24.00	11.40
G	36	12/21/89	.	30.00	15.99	G	37	03/26/89		19.00	12.60
G	36	12/22/89			17.16	G	37	03/27/89		33.00	12.40
G	36	12/23/89	.	.	16.89	G	37	03/28/89		11.00	12.10
G	36	12/24/89	.	.	7.27	G	37	03/29/89	.	26.00	12.50
G	36	12/25/89		41.00	4.75	G	37	03/30/89	8.00	7.00	12.40
G	36	12/26/89	13.00	61.00	16.30	G	37	03/31/89	4.00	8.00	13.70
G	36	12/27/89	6.00	21.00	17.26	G	37	04/01/89		11.00	12.00
G	36	12/28/89	7.00	41.00	16.26	G	37	04/02/89		28.00	12.30
G	36	12/29/89	10.00	69.00	16.61	G	37	04/03/89		22.00	13.20
G	36	12/30/89	5.00	16.00	17.72	G	37	04/04/89		37.00	13.20
G	36	12/31/89	5.00	40.00	17.70	G	37	04/05/89		15.00	12.50
G	37	01/01/89	.	140.00		G	37	04/06/89	4.00	14.00	13.40
G	37	01/02/89	.	9.00	.	G	37	04/07/89	5.00	12.00	12.30
G	37	01/03/89		22.00	.	G	37	04/08/89		12.00	12.50
G	37	01/04/89	.	164.00		G	37	04/09/89		11.00	12.70
G	37	01/05/89	14.00	57.00		G	37	04/10/89		13.00	11.80
G	37	01/06/89	17.00	40.00		G	37	04/11/89		9.00	11.90
G	37	01/07/89		41.00		G	37	04/12/89		10.00	10.60
G	37	01/08/89		56.00		G	37	04/13/89	3.00	7.00	12.60
G	37	01/09/89		214.00		G	37	04/14/89	3.00	7.00	12.80
G	37	01/10/89		22.00		G	37	04/15/89		9.00	12.80
G	37	01/11/89		15.00		G	37	04/16/89		5.00	13.10
G	37	01/12/89	7.00	42.00		G	37	04/17/89		6.00	13.20
G	37	01/13/89	11.00	24.00		G	37	04/18/89		7.00	12.40
G	37	01/14/89	.	19.00		G	37	04/19/89		12.00	12.90
G	37	01/15/89		19.00		G	37	04/20/89	4.00	13.00	13.40
G	37	01/16/89		16.00		G	37	04/21/89	4.00	11.00	12.90
G	37	01/17/89		15.00		G	37	04/22/89		4.00	12.90
G	37	01/18/89	.	15.00		G	37	04/23/89		10.00	13.50
G	37	01/19/89	6.00	14.00		G	37	04/24/89		12.00	11.90
G	37	01/20/89	6.00	20.00	.	G	37	04/25/89		13.00	12.00
G	37	01/21/89		19.00	.	G	37	04/26/89	.	12.00	12.40
G	37	01/22/89		26.00		G	37	04/27/89	4.00	13.00	12.40
G	37	01/23/89		35.00	.	G	37	04/28/89	5.00	8.00	12.90
G	37	01/24/89		40.00	.	G	37	04/29/89		10.00	13.30
G	37	01/25/89	.	31.00		G	37	04/30/89		7.00	13.10
G	37	01/26/89	8.00	23.00		G	37	05/01/89		10.00	13.50
G	37	01/27/89	8.00	20.00		G	37	05/02/89		11.00	14.80
G	37	01/28/89		17.00		G	37	05/03/89		11.00	13.70
G	37	01/29/89		17.00		G	37	05/04/89	4.00	3.00	13.60
G	37	01/30/89		18.00		G	37	05/05/89	2.00	4.00	13.70
G	37	01/31/89		22.00		G	37	05/06/89		4.00	13.50
G	37	02/01/89		15.00	11.30	G	37	05/07/89		4.00	13.30
G	37	02/02/89	9.00	17.00	11.20	G	37	05/08/89		3.00	12.90
G	37	02/03/89	7.00	11.00	11.30	G	37	05/09/89		3.00	13.70
G	37	02/04/89		13.00	11.40	G	37	05/10/89	.	8.00	13.50
G	37	02/05/89		10.00	11.30	G	37	05/11/89	3.00	8.00	13.90
G	37	02/06/89		14.00	11.20	G	37	05/12/89	4.00	7.00	13.90
G	37	02/07/89		28.00	11.00	G	37	05/13/89		5.00	14.20
G	37	02/08/89	5.00	13.00	10.80	G	37	05/14/89		5.00	13.90
G	37	02/09/89	6.00	21.00	11.40	G	37	05/15/89		14.00	14.20
G	37	02/10/89	.	20.00	11.30	G	37	05/16/89		19.00	15.10
G	37	02/11/89		16.00	11.70	G	37	05/17/89	.	34.00	14.70
G	37	02/12/89		13.00	11.70	G	37	05/18/89	8.00	9.00	15.20
G	37	02/13/89		9.00	11.00	G	37	05/19/89	8.00	32.00	15.60
G	37	02/14/89		13.00	12.20	G	37	05/20/89		40.00	13.40
G	37	02/15/89	.	10.00	12.20	G	37	05/21/89		39.00	14.50
G	37	02/16/89	5.00	14.00	11.60	G	37	05/22/89		35.00	14.10
G	37	02/17/89	6.00	8.00	12.00	G	37	05/23/89		26.00	14.40
G	37	02/18/89		6.00	12.00	G	37	05/24/89	.	28.00	14.80
G	37	02/19/89		14.00	12.80	G	37	05/25/89	9.00	40.00	15.30
G	37	02/20/89		7.00	11.70	G	37	05/26/89	8.00	19.00	14.10
G	37	02/21/89		13.00	12.30	G	37	05/27/89		15.00	13.70
G	37	02/22/89	.	12.00	12.10	G	37	05/28/89		27.00	13.70
G	37	02/23/89	5.00	12.00	12.00	G	37	05/29/89		10.00	13.90
G	37	02/24/89	6.00	13.00	11.90	G	37	05/30/89		4.00	14.70
G	37	02/25/89		9.00	11.30	G	37	05/31/89	.	6.00	14.20
G	37	02/26/89		28.00	11.90	G	37	06/01/89	3.00	3.00	15.10
G	37	02/27/89		26.00	11.30	G	37	06/02/89	5.00	6.00	12.90
G	37	02/28/89		17.00	11.80	G	37	06/03/89		8.00	14.30
G	37	03/01/89		12.00	12.00	G	37	06/04/89		10.00	14.60
G	37	03/02/89	4.00	25.00	12.00	G	37	06/05/89		6.00	14.80
G	37	03/03/89	6.00	13.00	12.60	G	37	06/06/89	.	6.00	15.00
G	37	03/04/89	.	17.00	11.90	G	37	06/07/89	.	5.00	15.30
G	37	03/05/89	.	20.00	12.20	G	37	06/08/89	3.00	8.00	16.00
G	37	03/06/89	.	15.00	12.20	G	37	06/09/89	5.00	6.00	14.80
G	37	03/07/89	.	12.00	11.30	G	37	06/10/89		8.00	14.80

Listing A 2

Raw Data Listing of Daily BOD, TSS, and Flow Data
Used in Calculations of Variability Factors

Proposed Subpart	Mill	Sampling Date	BOD Conc (mg/l)	TSS Conc (mg/l)	Flow (mgd)
G	37	06/11/89	.	8.00	14.60
G	37	06/12/89	.	9.00	14.60
G	37	06/13/89	.	17.00	14.80
G	37	06/14/89	.	10.00	14.00
G	37	06/15/89	5.00	12.00	13.70
G	37	06/16/89	5.00	10.00	14.20
G	37	06/17/89	.	8.00	12.90
G	37	06/18/89		14.00	13.60
G	37	06/19/89	.	9.00	13.10
G	37	06/20/89		5.00	11.90
G	37	06/21/89	.	6.00	14.20
G	37	06/22/89	3.00	3.00	14.50
G	37	06/23/89	3.00	5.00	14.50
G	37	06/24/89		14.00	15.50
G	37	06/25/89	.	12.00	15.70
G	37	06/26/89		11.00	16.50
G	37	06/27/89		21.00	15.90
G	37	06/28/89	.	56.00	17.30
G	37	06/29/89	9.00	42.00	15.90
G	37	06/30/89	9.00	10.00	14.90
G	37	07/01/89	.	28.00	16.10
G	37	07/02/89	.	25.00	15.70
G	37	07/03/89	.	21.00	15.60
G	37	07/04/89	.	13.00	16.50
G	37	07/05/89	.	22.00	17.10
G	37	07/06/89	4.00	31.00	15.90
G	37	07/07/89	7.00	30.00	16.20
G	37	07/08/89	.	15.00	15.80
G	37	07/09/89	.	12.00	15.70
G	37	07/10/89	.	12.00	15.60
G	37	07/11/89	.	32.00	17.10
G	37	07/12/89	.	40.00	16.30
G	37	07/13/89	8.00	25.00	15.80
G	37	07/14/89	6.00	23.00	15.70
G	37	07/15/89	.	23.00	15.30
G	37	07/16/89	.	20.00	15.70
G	37	07/17/89		12.00	15.80
G	37	07/18/89	.	17.00	15.10
G	37	07/19/89	.	34.00	15.60
G	37	07/20/89	8.00	72.00	16.50
G	37	07/21/89	9.00	28.00	15.30
G	37	07/22/89	.	19.00	15.30
G	37	07/23/89	.	12.00	15.40
G	37	07/24/89	.	9.00	15.80
G	37	07/25/89	.	8.00	16.30
G	37	07/26/89	.	10.00	15.50
G	37	07/27/89	2.00	15.00	16.70
G	37	07/28/89	9.00	18.00	16.70
G	37	07/29/89	.	18.00	17.10
G	37	07/30/89	.	11.00	17.10
G	37	07/31/89	.	19.00	17.20
G	37	08/01/89	.	175.00	6.60
G	37	08/02/89	.	15.00	2.00
G	37	08/03/89	7.00	32.00	13.40
G	37	08/04/89	9.00	14.00	15.20
G	37	08/05/89	.	22.00	20.10
G	37	08/06/89	.	42.00	15.70
G	37	08/07/89		34.00	16.20
G	37	08/08/89	.	18.00	16.30
G	37	08/09/89	.	8.00	15.60
G	37	08/10/89	2.00	12.00	16.10
G	37	08/11/89	3.00	6.00	15.80
G	37	08/12/89	.	4.00	15.60
G	37	08/13/89	.	17.00	15.60
G	37	08/14/89	.	19.00	15.50
G	37	08/15/89	3.00	11.50	15.70
G	37	08/16/89	.	9.00	16.10
G	37	08/18/89	3.00	8.00	16.10
G	37	08/19/89	.	11.00	16.00
G	37	08/20/89	.	7.00	16.60
G	37	08/21/89	.	12.00	16.20
G	37	08/22/89	.	6.00	16.30
G	37	08/23/89	.	5.00	15.80
G	37	08/24/89	2.00	4.00	15.80
G	37	08/25/89	3.00	1.00	15.80
G	37	08/26/89	.	6.00	15.90
G	37	08/27/89	.	2.00	15.00
G	37	08/28/89	.	2.00	15.90
G	37	08/29/89	.	6.00	15.40
G	37	08/30/89	.	3.00	15.00
G	37	08/31/89	2.00	3.00	14.80
G	37	09/01/89	2.00	4.00	15.00
G	37	09/02/89	.	2.00	14.70
G	37	09/03/89	.	2.00	14.70
G	37	09/04/89		3.00	14.60
G	37	09/05/89	.	7.00	15.80
G	37	09/06/89	.	7.00	14.60
G	37	09/07/89	4.00	10.00	14.60
G	37	09/08/89	4.00	8.00	15.80
G	37	09/09/89	.	3.00	13.90
G	37	09/10/89	.	6.00	15.70
G	37	09/11/89		6.00	15.40
G	37	09/12/89	.	7.00	13.70
G	37	09/13/89	.	3.00	14.20
G	37	09/14/89	2.00	4.00	14.80
G	37	09/15/89	2.00	6.00	15.20
G	37	09/16/89		9.00	15.20
G	37	09/17/89	.	6.00	15.20
G	37	09/18/89	.	9.00	15.20
G	37	09/19/89	.	3.00	15.00
G	37	09/20/89	.	3.00	15.50
G	37	09/21/89	2.00	5.00	14.30
G	37	09/22/89	2.00	8.00	15.10
G	37	09/23/89	.	6.00	16.30
G	37	09/24/89	.	7.00	14.30
G	37	09/25/89	.	6.00	16.00
G	37	09/26/89	.	6.00	14.10
G	37	09/27/89	.	3.00	14.20
G	37	09/28/89	3.00	4.00	14.80
G	37	09/29/89	2.00	6.00	14.90
G	37	09/30/89		8.00	14.60
G	37	10/01/89		11.00	14.90
G	37	10/02/89		8.00	15.10
G	37	10/03/89		24.00	15.70
G	37	10/04/89		11.00	13.70
G	37	10/05/89	4.00	9.00	14.90
G	37	10/06/89	4.00	15.00	15.30
G	37	10/07/89		6.00	13.80
G	37	10/08/89		10.00	15.20
G	37	10/09/89	.	16.00	14.90
G	37	10/10/89		9.00	14.10
G	37	10/11/89		5.00	15.00
G	37	10/12/89	3.00	5.00	14.80
G	37	10/13/89	3.00	4.00	14.90
G	37	10/14/89		7.00	15.20
G	37	10/15/89	.	7.00	14.20
G	37	10/16/89		4.00	14.30
G	37	10/17/89		5.00	13.70
G	37	10/18/89		6.00	14.60
G	37	10/19/89	4.00	3.00	14.30
G	37	10/20/89	3.00	4.00	14.90
G	37	10/21/89	.	5.00	14.40
G	37	10/22/89	.	9.00	14.50
G	37	10/23/89	.	5.00	15.10
G	37	10/24/89	.	5.00	14.20
G	37	10/25/89	.	6.00	14.80
G	37	10/26/89	4.00	14.00	14.60
G	37	10/27/89	5.00	7.00	14.20
G	37	10/28/89		12.00	15.10
G	37	10/29/89		8.00	14.30
G	37	10/30/89		8.00	14.50
G	37	10/31/89	.	10.00	14.40
G	37	11/01/89	.	9.00	14.60
G	37	11/02/89	4.00	8.00	14.20
G	37	11/03/89	3.00	10.00	14.50
G	37	11/04/89	.	10.00	15.20
G	37	11/05/89	.	10.00	15.00
G	37	11/06/89	.	14.00	15.30
G	37	11/07/89	.	7.00	14.20
G	37	11/08/89	.	10.00	13.90
G	37	11/09/89	5.00	9.00	14.70
G	37	11/10/89	7.00	5.00	13.60
G	37	11/11/89		6.00	14.80
G	37	11/12/89	.	8.00	14.10
G	37	11/13/89		11.00	14.40
G	37	11/14/89	.	10.00	14.60
G	37	11/15/89		11.00	14.70
G	37	11/16/89	5.00	10.00	15.10
G	37	11/17/89	5.00	17.00	14.30
G	37	11/18/89		10.00	14.90
G	37	11/19/89	.	10.00	14.60
G	37	11/20/89	.	12.00	15.60
G	37	11/21/89	.	11.00	14.20
G	37	11/22/89	.	12.00	14.30
G	37	11/23/89	7.00	9.00	14.50
G	37	11/24/89	6.00	9.00	14.30
G	37	11/25/89	.	20.00	14.70
G	37	11/26/89	.	28.00	13.60
G	37	11/27/89	.	7.00	14.20
G	37	11/28/89		42.00	13.50
G	37	11/29/89	.	84.00	13.70
G	37	11/30/89	17.00	24.00	13.90
G	37	12/01/89	14.00	31.00	12.10
G	37	12/02/89	.	40.00	13.40
G	37	12/03/89	.	69.00	12.70
G	37	12/04/89	.	21.00	13.30
G	37	12/05/89	.	25.00	13.20
G	37	12/06/89	.	18.00	13.20
G	37	12/07/89	9.00	14.00	13.90
G	37	12/08/89	9.00	27.00	15.00
G	37	12/09/89		33.00	13.30
G	37	12/10/89	.	48.00	13.50
G	37	12/11/89	.	98.00	14.00
G	37	12/12/89	.	61.00	13.70
G	37	12/13/89	.	42.00	13.90
G	37	12/14/89	19.00	61.00	13.00
G	37	12/15/89	18.00	60.00	14.10
G	37	12/16/89	.	46.00	13.60
G	37	12/17/89	.	36.00	14.20
G	37	12/18/89		30.00	13.80

Listing A - 2

Raw Data Listing of Daily BOD, TSS, and Flow Data
Used in Calculations of Variabililty Factors

Proposed Subpart	Mill	Sampling Date	BOD Conc (mg/l)	TSS Conc (mg/l)	Flow (mgd)	Proposed Subpart	Mill	Sampling Date	BOD Conc (mg/l)	TSS Conc (mg/l)	Flow (mgd)
G	37	12/19/89	.	20.00	13.80	I	38	03/26/89	15.00	11.00	4.11
G	37	12/20/89	19.00	50.00	14.20	I	38	03/27/89	8.00	21.00	4.21
G	37	12/21/89	20.00	56.00	14.70	I	38	03/28/89	6.00	10.00	4.02
G	37	12/22/89		46.00	15.00	I	38	03/29/89	5.00	10.00	4.10
G	37	12/23/89		70.00	13.90	I	38	03/30/89	24.00	30.00	4.07
G	37	12/24/89	.	61.00	3.10	I	38	03/31/89	15.00	15.00	4.06
G	37	12/25/89	.	100.00	3.90	I	38	04/01/89	11.00	14.00	4.93
G	37	12/26/89		87.00	14.00	I	38	04/02/89	14.00	34.00	4.11
G	37	12/27/89	.	46.00	13.50	I	38	04/03/89	16.00	13.00	3.88
G	37	12/28/89	17.00	32.00	13.10	I	38	04/04/89	28.00	10.00	4.21
G	37	12/29/89	20.00	68.00	13.50	I	38	04/05/89	13.00	10.00	4.52
G	37	12/30/89		65.00	14.30	I	38	04/06/89	54.00	135.00	3.91
G	37	12/31/89		106.00	14.20	I	38	04/07/89	108.00	176.00	3.99
I	38	01/01/89	26.00	26.00	3.62	I	38	04/08/89	31.00	17.00	4.01
I	38	01/02/89	25.00	36.00	3.94	I	38	04/09/89	27.00	13.00	4.14
I	38	01/03/89	25.00	22.00	4.12	I	38	04/10/89	11.00	1.00	4.31
I	38	01/04/89	38.00	7.00	4.06	I	38	04/11/89	8.00	5.00	4.28
I	38	01/05/89	23.00	51.00	3.86	I	38	04/12/89	15.00	17.00	4.39
I	38	01/06/89	46.00	43.00	4.12	I	38	04/13/89	12.00	21.00	4.14
I	38	01/07/89	39.00	19.00	4.06	I	38	04/14/89	29.00	26.00	5.00
I	38	01/08/89	10.00	11.00	3.99	I	38	04/15/89	20.00	21.00	3.46
I	38	01/09/89	17.00	15.00	4.14	I	38	04/16/89	20.00	24.00	4.22
I	38	01/10/89	14.00	11.00	4.11	I	38	04/17/89	54.00	29.00	4.25
I	38	01/11/89	11.00	10.00	3.96	I	38	04/18/89	51.00	54.00	4.41
I	38	01/12/89	18.00	16.00	3.72	I	38	04/19/89	25.00	5.00	4.47
I	38	01/13/89	12.00	9.00	3.65	I	38	04/20/89	20.00	10.00	4.62
I	38	01/14/89	27.00	13.00	3.90	I	38	04/21/89	14.00	35.00	4.75
I	38	01/15/89	15.00	7.00	3.92	I	38	04/22/89	34.00	37.00	4.59
I	38	01/16/89	10.00	10.00	4.15	I	38	04/23/89	28.00	35.00	4.52
I	38	01/17/89	18.00	6.00	4.05	I	38	04/24/89	32.00	19.00	4.76
I	38	01/18/89	15.00	17.00	.	I	38	04/25/89	17.00	5.00	4.71
I	38	01/19/89	22.00	14.00	4.21	I	38	04/26/89	8.00	12.00	4.66
I	38	01/20/89	19.00	27.00	4.06	I	38	04/27/89	23.00	15.00	4.51
I	38	01/21/89	17.00	40.00	4.04	I	38	04/28/89	12.00	4.00	4.33
I	38	01/22/89	28.00	34.00	4.05	I	38	04/29/89	31.00	5.00	4.08
I	38	01/23/89	29.00	44.00	3.90	I	38	04/30/89	16.00	6.00	4.12
I	38	01/24/89	25.00	37.00	3.87	I	38	05/01/89	10.00	3.00	4.40
I	38	01/25/89	24.00	37.00	4.40	I	38	05/02/89	35.00	10.00	3.89
I	38	01/26/89	28.00	53.00	3.21	I	38	05/03/89	48.00	5.00	3.87
I	38	01/27/89	92.00	164.00	3.92	I	38	05/04/89	48.00	18.00	3.91
I	38	01/28/89	91.00	63.00	3.77	I	38	05/05/89	26.00	8.00	4.12
I	38	01/29/89	41.00	55.00	3.90	I	38	05/06/89	22.00	9.00	3.81
I	38	02/01/89	28.00	22.00	3.79	I	38	05/07/89	26.00	21.00	4.00
I	38	02/02/89	18.00	15.00	4.19	I	38	05/08/89	32.00	23.00	4.05
I	38	02/03/89	32.00	34.00	4.13	I	38	05/09/89	35.00	13.00	4.14
I	38	02/04/89	34.00	33.00	3.81	I	38	05/10/89	25.00	22.00	4.58
I	38	02/05/89	24.00	79.00	3.93	I	38	05/11/89	11.00	10.00	4.32
I	38	02/06/89	23.00	11.00	4.48	I	38	05/12/89	20.00	8.00	4.20
I	38	02/07/89	24.00	26.00	4.06	I	38	05/13/89	10.00	9.00	4.02
I	38	02/08/89	26.00	34.00	3.79	I	38	05/14/89	31.00	24.00	4.15
I	38	02/09/89	25.00	30.00	3.83	I	38	05/15/89	25.00	10.00	4.33
I	38	02/10/89	16.00	25.00	3.53	I	38	05/16/89	19.00	18.00	4.50
I	38	02/11/89	29.00	20.00	3.84	I	38	05/17/89	21.00	7.00	4.03
I	38	02/12/89	16.00	20.00	3.91	I	38	05/18/89	12.00	7.00	4.00
I	38	02/13/89	18.00	24.00	3.79	I	38	05/19/89	25.00	9.00	4.07
I	38	02/14/89	12.00	1.00	3.74	I	38	05/20/89	22.00	5.00	3.98
I	38	02/15/89	12.00	11.00	3.79	I	38	05/21/89	10.00	7.00	4.30
I	38	02/16/89	26.00	10.00	3.94	I	38	05/22/89	12.00	14.00	4.35
I	38	02/17/89	18.00	18.00	4.25	I	38	05/23/89	17.00	12.00	4.05
I	38	02/18/89	36.00	19.00	4.10	I	38	05/24/89	15.00	13.00	4.42
I	38	02/19/89	37.00	48.00	4.45	I	38	05/25/89	10.00	8.00	4.36
I	38	02/20/89	26.00	26.00	4.47	I	38	05/26/89	3.00	6.00	4.24
I	38	02/21/89	20.00	4.00	3.89	I	38	05/27/89	15.00	2.00	4.23
I	38	02/22/89	16.00	12.00	4.27	I	38	05/28/89	17.00	7.00	3.81
I	38	02/23/89	30.00	24.00	3.75	I	38	05/29/89	5.00	10.00	3.97
I	38	02/24/89	21.00	66.00	3.87	I	38	05/30/89	10.00	11.00	4.33
I	38	02/25/89	16.00	39.00	3.62	I	38	05/31/89	7.00	12.00	4.21
I	38	02/26/89	19.00	41.00	3.85	I	38	06/01/89	11.00	7.00	4.59
I	38	02/27/89	23.00	16.00	3.86	I	38	06/02/89	5.00	6.00	3.99
I	38	02/28/89	28.00	23.00	4.22	I	38	06/03/89	15.00	5.00	3.98
I	38	03/01/89	21.00	30.00	3.69	I	38	06/04/89	4.00	6.00	4.13
I	38	03/02/89	18.00	19.00	3.71	I	38	06/05/89	5.00	11.00	4.78
I	38	03/03/89	38.00	45.00	4.20	I	38	06/06/89	4.00	13.00	4.41
I	38	03/04/89	40.00	53.00	4.10	I	38	06/07/89	2.00	11.00	4.31
I	38	03/05/89	74.00	92.00	3.94	I	38	06/08/89	16.00	9.00	4.18
I	38	03/06/89	44.00	99.00	4.11	I	38	06/09/89	17.00	26.00	4.15
I	38	03/07/89	35.00	65.00	4.33	I	38	06/10/89	7.00	21.00	4.24
I	38	03/08/89	36.00	50.00	4.35	I	38	06/11/89	8.00	12.00	4.70
I	38	03/09/89	57.00	84.00	3.85	I	38	06/12/89	8.00	7.00	4.21
I	38	03/10/89	45.00	51.00	3.99	I	38	06/13/89	19.00	11.00	4.41
I	38	03/11/89	36.00	45.00	3.97	I	38	06/14/89	15.00	9.00	4.50
I	38	03/12/89	19.00	42.00	3.68	I	38	06/15/89	8.00	5.00	4.09
I	38	03/13/89	30.00	48.00	3.83	I	38	06/16/89	4.00	6.00	4.03
I	38	03/14/89	29.00	37.00	3.75	I	38	06/17/89	5.00	7.00	4.31
I	38	03/15/89	20.00	10.00	3.79	I	38	06/18/89	20.00	10.00	3.96
I	38	03/16/89	24.00	43.00	3.82	I	38	06/19/89	13.00	15.00	3.84
I	38	03/17/89	17.00	31.00	4.05	I	38	06/20/89	5.00	10.00	4.04
I	38	03/18/89	25.00	35.00	3.84	I	38	06/21/89	12.00	21.00	3.94
I	38	03/19/89	23.00	22.00	3.83	I	38	06/22/89	21.00	22.00	4.06
I	38	03/20/89	39.00	66.00	3.87	I	38	06/23/89	27.00	13.00	4.22
I	38	03/21/89	51.00	91.00	3.71	I	38	06/24/89	3.00	4.00	3.92
I	38	03/22/89	61.00	75.00	4.26	I	38	06/25/89	11.00	9.00	3.92
I	38	03/23/89	59.00	33.00	3.95	I	38	06/26/89	6.00	8.00	4.05
I	38	03/24/89	27.00	7.00	4.12	I	38	06/27/89	10.00	7.00	4.14
I	38	03/25/89	24.00	6.00	4.00	I	38	06/28/89	15.00	13.00	4.05

Listing A 2

Raw Data Listing of Daily BOD, TSS, and Flow Data
Used in Calculations of Variabililty Factors

Proposed Subpart	Mill	Sampling Date	BOD Conc (mg/l)	TSS Conc (mg/l)	Flow (mgd)
I	38	06/29/89	12.00	8.00	4.00
I	38	06/30/89	14.00	11.00	3.54
I	38	07/01/89	12.00	8.00	4.02
I	38	07/02/89	9.00	5.00	5.17
I	38	07/03/89	57.00	24.00	3.09
I	38	07/04/89	114.00	299.00	0.22
I	38	07/05/89	26.00	21.00	2.33
I	38	07/06/89	14.00	13.00	4.15
I	38	07/07/89	58.00	10.00	4.06
I	38	07/08/89	91.00	33.00	4.25
I	38	07/09/89	72.00	28.00	4.50
I	38	07/10/89	9.00	9.00	4.51
I	38	07/11/89	7.00	7.00	4.48
I	38	07/12/89	6.00	2.00	4.31
I	38	07/13/89	7.00	5.00	3.92
I	38	07/14/89	22.00	6.00	4.27
I	38	07/15/89	8.00	4.00	4.05
I	38	07/16/89	7.00	8.00	4.31
I	38	07/17/89	11.00	6.00	4.17
I	38	07/18/89	17.00	6.00	4.48
I	38	07/19/89	25.00	9.00	4.39
I	38	07/20/89	17.00	9.00	4.53
I	38	07/21/89	9.00	11.00	4.45
I	38	07/22/89	24.00	31.00	4.57
I	38	07/23/89	21.00	8.00	4.62
I	38	07/24/89	41.00	18.00	4.39
I	38	07/25/89	25.00	15.00	4.55
I	38	07/26/89	35.00	11.00	4.58
I	38	07/27/89	12.00	10.00	4.29
I	38	07/28/89	11.00	7.00	3.84
I	38	07/29/89	33.00	6.00	3.37
I	38	07/30/89	16.00	11.00	3.50
I	38	07/31/89	16.00	21.00	3.68
I	38	08/01/89	43.00	13.00	4.28
I	38	08/02/89	14.00	11.00	4.96
I	38	08/03/89	24.00	7.00	4.97
I	38	08/04/89	13.00	6.00	4.36
I	38	08/05/89	15.00	12.00	4.05
I	38	08/06/89	26.00	17.00	4.39
I	38	08/07/89	44.00	24.00	4.03
I	38	08/08/89	34.00	19.00	4.48
I	38	08/09/89	34.00	19.00	4.48
I	38	08/10/89	17.00	22.00	4.49
I	38	08/11/89	35.00	28.00	4.76
I	38	08/12/89	24.00	24.00	4.85
I	38	08/13/89	26.00	20.00	4.81
I	38	08/14/89	17.00	7.00	4.13
I	38	08/15/89	19.00	12.00	4.37
I	38	08/16/89	33.00	20.00	4.70
I	38	08/17/89	60.00	47.00	4.57
I	38	08/18/89	31.00	15.00	4.49
I	38	08/19/89	25.00	13.00	4.46
I	38	08/20/89	16.00	13.00	4.57
I	38	08/21/89	17.00	5.00	4.51
I	38	08/22/89	14.00	4.00	4.50
I	38	08/23/89	19.00	11.00	4.25
I	38	08/24/89	16.00	6.00	4.33
I	38	08/25/89	4.00	12.00	4.11
I	38	08/26/89	14.00	22.00	4.57
I	38	08/27/89	10.00	18.00	4.70
I	38	08/28/89	17.00	14.00	5.04
I	38	08/29/89	11.00	24.00	4.28
I	38	08/30/89	6.00	34.00	4.23
I	38	08/31/89	20.00	16.00	4.40
I	38	09/01/89	20.00	19.00	4.35
I	38	09/02/89	25.00	7.00	4.26
I	38	09/03/89	11.00	3.00	4.51
I	38	09/04/89	8.00	7.00	4.32
I	38	09/05/89	10.00	26.00	4.34
I	38	09/06/89	14.00	22.00	4.54
I	38	09/07/89	20.00	26.00	4.47
I	38	09/08/89	12.00	21.00	4.62
I	38	09/09/89	12.00	14.00	4.17
I	38	09/10/89	23.00	21.00	4.16
I	38	09/11/89	11.00	22.00	4.08
I	38	09/12/89	30.00	32.00	4.11
I	38	09/13/89	11.00	11.00	3.93
I	38	09/14/89	10.00	15.00	4.00
I	38	09/15/89	19.00	23.00	4.06
I	38	09/16/89	10.00	17.00	4.18
I	38	09/17/89	24.00	23.00	4.34
I	38	09/18/89	13.00	28.00	4.68
I	38	09/19/89	12.00	16.00	4.27
I	38	09/20/89	24.00	18.00	4.38
I	38	09/21/89	9.00	14.00	4.37
I	38	09/22/89	23.00	8.00	4.18
I	38	09/23/89	9.00	5.00	4.12
I	38	09/24/89	11.00	10.00	3.93
I	38	09/25/89	6.00	9.00	4.18
I	38	09/26/89	9.00	14.00	4.11
I	38	09/27/89	13.00	10.00	4.19
I	38	09/28/89	9.00	10.00	4.45
I	38	09/29/89	6.00	8.00	4.97
I	38	09/30/89	10.00	13.00	4.52
I	38	10/01/89	10.00	20.00	4.61
I	38	10/02/89	9.00	19.00	4.51
I	38	10/03/89	10.00	30.00	4.22
I	38	10/04/89	12.00	23.00	4.18
I	38	10/05/89	9.00	16.00	3.92
I	38	10/06/89	4.00	4.00	4.00
I	38	10/07/89	10.00	3.00	4.15
I	38	10/08/89	10.00	16.00	4.34
I	38	10/09/89	12.00	13.00	3.89
I	38	10/10/89	7.00	12.00	4.07
I	38	10/11/89	17.00	33.00	4.44
I	38	10/12/89	19.00	14.00	4.23
I	38	10/13/89	8.00	7.00	4.35
I	38	10/14/89	6.00	2.00	4.69
I	38	10/15/89	7.00	16.00	4.09
I	38	10/16/89	10.00	7.00	4.06
I	38	10/17/89	13.00	10.00	4.20
I	38	10/18/89	14.00	12.00	4.01
I	38	10/19/89	20.00	28.00	4.12
I	38	10/20/89	50.00	44.00	4.33
I	38	10/21/89	15.00	14.00	4.12
I	38	10/22/89	15.00	1.00	4.23
I	38	10/23/89	15.00	5.00	4.74
I	38	10/24/89	11.00	15.00	4.55
I	38	10/25/89	19.00	15.00	3.93
I	38	10/26/89	20.00	29.00	3.73
I	38	10/27/89	34.00	3.00	3.81
I	38	10/28/89	20.00	3.00	4.08
I	38	10/29/89	17.00	12.00	3.85
I	38	10/30/89	18.00	20.00	4.05
I	38	10/31/89	17.00	18.00	4.50
I	38	11/01/89	27.00	17.00	4.42
I	38	11/02/89	23.00	31.00	4.18
I	38	11/03/89	24.00	23.00	4.55
I	38	11/04/89	64.00	130.00	4.23
I	38	11/05/89	16.00	48.00	4.32
I	38	11/06/89	30.00	32.00	4.24
I	38	11/07/89	16.00	46.00	4.75
I	38	11/08/89	16.00	30.00	4.61
I	38	11/09/89	22.00	34.00	4.42
I	38	11/10/89	17.00	26.00	4.21
I	38	11/11/89	27.00	6.00	4.09
I	38	11/12/89	28.00	36.00	3.90
I	38	11/13/89	25.00	55.00	4.26
I	38	11/14/89	27.00	106.00	4.12
I	38	11/15/89	20.00	41.00	3.89
I	38	11/16/89	31.00	40.00	3.90
I	38	11/17/89	13.00	20.00	3.58
I	38	11/18/89	4.00	23.00	3.79
I	38	11/19/89	18.00	43.00	4.65
I	38	11/20/89	11.00	21.00	4.21
I	38	11/21/89	12.00	16.00	4.28
I	38	11/22/89	17.00	16.00	4.18
I	38	11/23/89	22.00	41.00	4.17
I	38	11/24/89	16.00	16.00	4.51
I	38	11/25/89	11.00	8.00	4.22
I	38	11/26/89	23.00	12.00	4.59
I	38	11/27/89	17.00	9.00	4.75
I	38	11/28/89	9.00	15.00	3.39
I	38	11/29/89	5.00	.	3.14
I	38	11/30/89	8.00	6.00	3.70
I	38	12/01/89	14.00	4.00	3.79
I	38	12/02/89	6.00	6.00	3.92
I	38	12/03/89	13.00	11.00	4.00
I	38	12/04/89	13.00	18.00	3.37
I	38	12/05/89	11.00	10.00	3.38
I	38	12/06/89	20.00	25.00	3.99
I	38	12/07/89	13.00	10.00	3.66
I	38	12/08/89	5.00	15.00	3.77
I	38	12/09/89	15.00	10.00	3.94
I	38	12/10/89	21.00	30.00	3.53
I	38	12/11/89	34.00	100.00	3.09
I	38	12/12/89	12.00	13.00	3.70
I	38	12/13/89	15.00	20.00	3.53
I	38	12/14/89	14.00	14.00	3.57
I	38	12/15/89	15.00	2.00	3.52
I	38	12/16/89	18.00	6.00	3.80
I	38	12/17/89	18.00	11.00	4.04
I	38	12/18/89	11.00	.	4.00
I	38	12/19/89	9.00	11.00	4.08
I	38	12/20/89	12.00	8.00	3.99
I	38	12/21/89	15.00	12.00	4.24
I	38	12/22/89	23.00	32.00	4.32
I	38	12/23/89	35.00	44.00	3.23
I	38	12/24/89	30.00	31.00	0.44
I	38	12/25/89	24.00	17.00	0.35
I	38	12/26/89	16.00	159.00	0.43
I	38	12/27/89	28.00	38.00	4.26
I	38	12/28/89	13.00	17.00	3.99
I	38	12/29/89	13.00	27.00	3.93
I	38	12/30/89	.	104.00	4.06
I	38	12/31/89	65.00	29.00	3.91
I	39	01/02/89	103.00	107.50	3.16
I	39	01/03/89	149.00	53.00	2.83
I	39	01/04/89	66.00	175.00	3.42
I	39	01/05/89	80.00	183.00	3.53

Listing A - 2

Raw Data Listing of Daily BOD, TSS, and Flow Data
Used in Calculations of Variabililty Factors

Proposed Subpart	Mill	Sampling Date	BOD Conc (mg/l)	TSS Conc (mg/l)	Flow (mgd)
I	39	01/06/89	72.00	184.00	2.95
I	39	01/07/89	87.00	200.00	3.69
I	39	01/08/89	96.40	167.00	2.96
I	39	01/09/89	90.00	194.00	2.51
I	39	01/10/89	98.00	194.00	2.66
I	39	01/11/89	109.00	192.00	2.46
I	39	01/12/89	105.00	164.00	2.76
I	39	01/13/89	76.00	114.00	3.35
I	39	01/14/89	75.00	99.00	2.95
I	39	01/15/89	74.00	108.00	2.74
I	39	01/16/89	69.00	27.00	3.24
I	39	01/17/89	55.00	59.00	2.81
I	39	01/18/89	29.00	32.00	3.05
I	39	01/19/89	38.00	69.00	3.12
I	39	01/20/89	34.00	72.00	3.12
I	39	01/21/89	36.00	89.00	3.11
I	39	01/22/89	35.00	75.00	2.82
I	39	01/23/89	33.00	92.00	2.93
I	39	01/24/89	38.00	87.00	3.17
I	39	01/25/89	33.00	72.00	3.10
I	39	01/26/89	37.00	92.00	3.04
I	39	01/27/89	32.00	73.00	3.11
I	39	01/28/89	40.00	99.00	3.13
I	39	01/29/89	50.00	117.00	3.29
I	39	01/30/89	47.00	129.00	2.96
I	39	01/31/89	40.00	107.00	3.04
I	39	02/01/89	35.00	60.00	2.78
I	39	02/02/89	56.00	135.00	2.94
I	39	02/03/89	52.00	150.00	2.95
I	39	02/04/89	66.00	176.00	2.84
I	39	02/05/89	54.00	107.00	2.98
I	39	02/06/89	41.00	143.00	2.75
I	39	02/07/89	35.00	99.00	2.77
I	39	02/08/89	38.00	100.00	3.21
I	39	02/09/89	42.00	79.00	2.68
I	39	02/10/89	42.00	79.00	2.76
I	39	02/11/89	29.00	53.00	2.96
I	39	02/12/89	62.00	54.00	2.80
I	39	02/13/89	30.00	62.00	2.81
I	39	02/14/89	46.00	100.00	3.22
I	39	02/15/89	39.00	105.00	2.78
I	39	02/16/89	42.00	78.00	2.96
I	39	02/17/89	46.00	104.00	3.24
I	39	02/18/89	47.00	125.00	2.57
I	39	02/19/89	49.00	110.00	2.90
I	39	02/20/89	57.00	43.00	2.78
I	39	02/21/89	52.00	127.00	3.04
I	39	02/22/89	66.00	198.00	2.99
I	39	02/23/89	71.00	164.00	3.10
I	39	02/24/89	69.00	79.00	3.31
I	39	02/25/89	66.00	157.00	2.92
I	39	02/26/89	74.00	167.00	2.82
I	39	02/27/89	73.00	122.00	2.89
I	39	02/28/89	70.00	164.00	2.92
I	39	03/01/89	70.00	193.00	3.00
I	39	03/02/89	69.00	169.00	3.24
I	39	03/03/89	58.00	143.00	3.27
I	39	03/04/89	49.00	95.00	2.55
I	39	03/05/89	44.00	78.00	2.97
I	39	03/06/89	48.00	97.00	3.27
I	39	03/07/89	49.00	84.00	2.77
I	39	03/08/89	45.00	71.00	3.49
I	39	03/09/89	45.00	68.00	3.37
I	39	03/10/89	28.00	35.00	3.11
I	39	03/11/89	23.00	37.00	3.30
I	39	03/12/89	28.00	35.00	3.09
I	39	03/13/89	23.00	29.00	2.96
I	39	03/14/89	18.00	71.00	3.15
I	39	03/15/89	22.00	26.00	3.12
I	39	03/16/89	27.00	17.00	3.05
I	39	03/17/89	29.00	29.00	3.25
I	39	03/18/89	28.00	25.00	2.81
I	39	03/19/89	24.00	22.00	2.91
I	39	03/20/89	19.00	17.00	3.15
I	39	03/21/89	17.00	17.00	3.22
I	39	03/22/89	28.00	49.00	3.18
I	39	03/23/89	21.00	24.00	3.31
I	39	03/24/89	27.00	21.00	3.34
I	39	03/25/89	20.00	18.00	3.28
I	39	03/26/89	20.00	19.00	3.26
I	39	03/27/89	18.00	15.00	3.34
I	39	03/28/89	14.00	9.00	3.33
I	39	03/29/89	18.00	21.00	3.33
I	39	03/30/89	13.00	14.00	3.34
I	39	03/31/89	12.00	12.00	3.20
I	39	04/01/89	12.00	16.00	2.75
I	39	04/02/89	11.00	6.00	3.27
I	39	04/03/89	12.00	11.00	2.74
I	39	04/04/89	9.00	10.00	2.52
I	39	04/05/89	14.00	9.00	2.63
I	39	04/06/89	12.00	3.00	2.62
I	39	04/07/89	14.00	10.00	2.68
I	39	04/08/89	9.00	11.00	2.65
I	39	04/09/89	8.00	6.00	2.64
I	39	04/10/89	8.00	5.00	2.69
I	39	04/11/89	15.00	7.00	2.79
I	39	04/12/89	11.00	9.00	2.68
I	39	04/13/89	10.00	6.00	2.50
I	39	04/14/89	13.00	27.00	3.43
I	39	04/15/89	7.00	3.00	3.80
I	39	04/16/89	19.00	55.00	3.28
I	39	04/17/89	12.00	12.00	3.29
I	39	04/18/89	13.00	8.00	3.40
I	39	04/19/89	14.00	6.00	3.59
I	39	04/20/89	11.00	9.00	3.50
I	39	04/21/89	7.00	5.00	3.40
I	39	04/22/89	7.00	9.00	3.26
I	39	04/23/89	8.00	8.00	3.28
I	39	04/24/89	9.00	18.00	3.24
I	39	04/25/89	12.00	11.00	3.04
I	39	04/26/89	20.00	24.00	3.56
I	39	04/27/89	17.00	22.00	3.63
I	39	04/28/89	12.00	17.00	3.49
I	39	04/29/89	14.00	21.00	3.26
I	39	04/30/89	15.00	25.00	3.38
I	39	05/01/89	15.00	106.00	3.33
I	39	05/02/89	36.00	184.00	3.07
I	39	05/03/89	59.00	46.00	3.03
I	39	05/04/89	30.00	40.00	3.21
I	39	05/05/89	33.00	38.00	3.11
I	39	05/06/89	28.00	34.00	2.84
I	39	05/07/89	23.00	23.00	3.04
I	39	05/08/89	24.00	24.00	2.74
I	39	05/09/89	23.00	67.00	2.70
I	39	05/10/89	34.00	29.00	3.20
I	39	05/11/89	26.00	29.00	3.07
I	39	05/12/89	21.00	27.00	3.19
I	39	05/13/89	19.00	22.00	3.30
I	39	05/14/89	18.00	17.00	3.26
I	39	05/15/89	13.00	16.00	3.18
I	39	05/16/89	12.00	17.00	2.95
I	39	05/17/89	12.00	29.00	3.18
I	39	05/18/89	14.00	23.00	2.98
I	39	05/19/89	14.00	34.00	3.12
I	39	05/20/89	18.00	40.00	3.27
I	39	05/21/89	20.00	47.00	2.83
I	39	05/22/89	28.00	44.00	2.74
I	39	05/23/89	27.00	29.00	3.12
I	39	05/24/89	20.00	13.00	2.84
I	39	05/25/89	13.00	11.00	2.80
I	39	05/26/89	10.00	29.00	2.50
I	39	05/27/89	16.00	17.00	2.63
I	39	05/28/89	16.00	10.00	2.43
I	39	05/29/89	14.00	6.00	2.54
I	39	05/30/89	12.00	5.00	2.51
I	39	05/31/89	10.00	11.00	2.68
I	39	06/01/89	10.00	18.00	2.84
I	39	06/02/89	11.00	13.00	2.76
I	39	06/03/89	9.00	6.00	2.64
I	39	06/04/89	6.00	4.00	2.72
I	39	06/05/89	12.00	15.00	2.65
I	39	06/06/89	13.00	11.00	2.80
I	39	06/07/89	11.00	5.00	2.62
I	39	06/08/89	11.00	6.00	2.86
I	39	06/09/89	21.00	13.00	2.73
I	39	06/10/89	22.00	15.00	3.09
I	39	06/11/89	19.00	16.00	2.70
I	39	06/12/89	17.00	8.00	3.15
I	39	06/13/89	16.00	11.00	3.64
I	39	06/14/89	11.00	6.00	2.44
I	39	06/15/89	11.00	12.00	2.60
I	39	06/16/89	7.00	5.00	3.02
I	39	06/17/89	6.00	8.00	2.64
I	39	06/18/89	8.00	5.00	2.69
I	39	06/19/89	9.00	13.00	3.49
I	39	06/20/89	8.00	11.00	3.80
I	39	06/21/89	9.00	10.00	2.84
I	39	06/22/89	10.00	8.00	2.90
I	39	06/23/89	14.00	22.00	2.84
I	39	06/24/89	12.00	20.00	2.81
I	39	06/25/89	13.00	14.00	2.47
I	39	06/26/89	12.00	13.00	3.51
I	39	06/27/89	9.00	10.00	2.82
I	39	06/28/89	11.00	11.00	2.70
I	39	06/29/89	19.00	30.00	2.74
I	39	06/30/89	13.00	33.00	3.24
I	39	07/01/89	17.00	50.00	2.54
I	39	07/02/89	15.00	39.00	2.98
I	39	07/03/89	66.00	209.00	0.93
I	39	07/04/89	26.00	41.00	0.33
I	39	07/05/89	22.00	32.00	2.77
I	39	07/06/89	6.00	23.00	2.82
I	39	07/07/89	12.00	15.00	2.98
I	39	07/08/89	10.00	21.00	3.01
I	39	07/09/89	10.00	24.00	3.21
I	39	07/10/89	8.00	12.00	3.49
I	39	07/11/89	9.00	30.00	3.14
I	39	07/12/89	7.00	30.00	3.28
I	39	07/13/89	11.00	31.00	3.34
I	39	07/14/89	11.00	23.00	3.17

Listing A - 2

Raw Data Listing of Daily BOD, TSS, and Flow Data
Used in Calculations of Variability Factors

Proposed Subpart	Mill	Sampling Date	BOD Conc (mg/l)	TSS Conc (mg/l)	Flow (mgd)
I	39	07/15/89	10.00	22.00	2.71
I	39	07/16/89	11.00	17.00	3.16
I	39	07/17/89	8.00	11.00	3.06
I	39	07/18/89	10.00	19.00	3.01
I	39	07/19/89	10.00	11.00	2.96
I	39	07/20/89	13.00	21.00	3.16
I	39	07/21/89	8.00	12.00	2.75
I	39	07/22/89	9.00	9.00	2.83
I	39	07/23/89	10.00	14.00	3.05
I	39	07/24/89	14.00	9.00	2.77
I	39	07/25/89	19.00	38.00	2.98
I	39	07/26/89	15.00	29.00	3.01
I	39	07/27/89	15.00	26.00	2.71
I	39	07/28/89	14.00	24.00	2.94
I	39	07/29/89	9.00	22.00	3.13
I	39	07/30/89	6.00	11.00	3.04
I	39	07/31/89	6.00	9.00	3.11
I	39	08/01/89	6.00	13.00	3.27
I	39	08/02/89	6.00	14.00	3.10
I	39	08/03/89	7.00	23.00	3.05
I	39	08/04/89	6.00	19.00	2.76
I	39	08/05/89	13.00	24.00	3.18
I	39	08/06/89	14.00	26.00	2.66
I	39	08/07/89	8.00	16.00	3.24
I	39	08/08/89	12.00	21.00	2.87
I	39	08/09/89	13.00	24.00	3.09
I	39	08/10/89	11.00	22.00	3.11
I	39	08/11/89	9.00	23.00	3.12
I	39	08/12/89	9.00	15.00	3.04
I	39	08/13/89	11.00	14.00	3.09
I	39	08/14/89	9.00	18.00	2.87
I	39	08/15/89	9.00	19.00	2.72
I	39	08/16/89	11.00	16.00	2.96
I	39	08/17/89	9.00	15.00	2.86
I	39	08/18/89	7.00	19.00	2.93
I	39	08/19/89	8.00	17.00	2.99
I	39	08/20/89	9.00	20.00	2.91
I	39	08/21/89	11.00	25.00	3.01
I	39	08/22/89	20.00	16.00	2.68
I	39	08/23/89	14.00	27.00	2.97
I	39	08/24/89	10.00	22.00	3.25
I	39	08/25/89	14.00	23.00	3.27
I	39	08/26/89	9.00	8.00	3.31
I	39	08/27/89	10.00	16.00	3.47
I	39	08/28/89	14.00	21.00	3.24
I	39	08/29/89	14.00	24.00	3.45
I	39	08/30/89	18.00	24.00	2.92
I	39	08/31/89	17.00	32.00	2.98
I	39	09/01/89	13.00	17.00	2.95
I	39	09/02/89	12.00	18.00	2.70
I	39	09/03/89	12.00	30.00	3.11
I	39	09/04/89	22.00	42.00	0.45
I	39	09/05/89	17.00	24.00	2.96
I	39	09/06/89	18.00	27.00	3.29
I	39	09/07/89	10.00	18.00	3.64
I	39	09/08/89	8.00	13.00	2.32
I	39	09/09/89	12.00	19.00	3.10
I	39	09/10/89	13.00	27.00	2.93
I	39	09/11/89	12.00	15.00	3.27
I	39	09/12/89	11.00	14.00	2.57
I	39	09/13/89	8.00	23.00	2.69
I	39	09/14/89	7.00	11.00	2.67
I	39	09/15/89	10.00	24.00	2.88
I	39	09/16/89	8.00	21.00	3.35
I	39	09/17/89	12.00	9.00	3.15
I	39	09/18/89	13.00	23.00	2.87
I	39	09/19/89	15.00	23.00	2.84
I	39	09/20/89	17.00	44.00	2.79
I	39	09/21/89	14.00	11.00	2.74
I	39	09/22/89	15.00	22.00	2.81
I	39	09/23/89	20.00	20.00	2.77
I	39	09/24/89	9.00	25.00	2.43
I	39	09/25/89	17.00	38.00	2.61
I	39	09/26/89	11.00	14.00	2.49
I	39	09/27/89	15.00	22.00	2.82
I	39	09/28/89	17.00	28.00	2.88
I	39	09/29/89	18.00	32.00	2.94
I	39	09/30/89	13.00	9.00	2.75
I	39	10/01/89	23.00	25.00	3.08
I	39	10/02/89	14.00	15.00	2.47
I	39	10/03/89	16.00	22.00	2.69
I	39	10/04/89	15.00	17.00	3.11
I	39	10/05/89	19.00	32.00	2.93
I	39	10/06/89	31.00	51.00	2.97
I	39	10/07/89	16.00	24.00	3.27
I	39	10/08/89	16.00	13.00	2.88
I	39	10/09/89	14.00	15.00	2.88
I	39	10/10/89	16.00	12.00	3.01
I	39	10/11/89	14.00	20.00	2.99
I	39	10/12/89	14.00	6.00	2.24
I	39	10/13/89	19.00	18.00	2.60
I	39	10/14/89	15.00	7.00	2.94
I	39	10/15/89	15.00	6.00	3.19
I	39	10/16/89	16.00	22.00	2.99
I	39	10/17/89	19.00	18.00	3.20
I	39	10/18/89	16.00	22.00	3.03
I	39	10/19/89	24.00	25:00	2.95
I	39	10/20/89	17.00	21.00	2.94
I	39	10/21/89	13.00	16.00	3.67
I	39	10/22/89	31.00	51.00	3.44
I	39	10/23/89	17.00	27.00	3.72
I	39	10/24/89	17.00	14.00	3.70
I	39	10/25/89	14.00	24.00	3.67
I	39	10/26/89	19.00	20.00	3.38
I	39	10/27/89	18.00	17.00	3.66
I	39	10/28/89	20.00	22.00	3.89
I	39	10/29/89	20.00	15.00	3.40
I	39	10/30/89	21.00	17.00	2.99
I	39	10/31/89	22.00	27.00	2.09
I	39	11/01/89	18.00	16.00	3.37
I	39	11/02/89	17.00	17.00	3.52
I	39	11/03/89	24.00	21.00	3.62
I	39	11/04/89	20.00	17.00	3.13
I	39	11/05/89	13.00	23.00	3.37
I	39	11/06/89	24.00	46.00	3.79
I	39	11/07/89	25.00	19.00	3.21
I	39	11/08/89	34.00	40.00	3.30
I	39	11/09/89	47.00	31.00	3.18
I	39	11/10/89	40.00	34.00	2.99
I	39	11/11/89	45.00	37.00	3.47
I	39	11/12/89	29.00	23.00	3.87
I	39	11/13/89	30.00	34.00	3.43
I	39	11/14/89	29.00	26.00	3.61
I	39	11/15/89	30.00	25.00	3.48
I	39	11/16/89	26.00	28.00	3.32
I	39	11/17/89	42.00	33.00	2.96
I	39	11/18/89	8.00	38.00	2.96
I	39	11/19/89	42.00	34.00	3.14
I	39	11/20/89	34.00	31.00	3.42
I	39	11/21/89	38.00	35.00	3.63
I	39	11/22/89	31.00	31.00	3.33
I	39	11/23/89	43.00	25.00	2.87
I	39	11/24/89	43.00	35.00	3.21
I	39	11/25/89	45.00	42.00	3.24
I	39	11/26/89	35.00	27.00	3.03
I	39	11/27/89	27.00	25.00	3.05
I	39	11/28/89	21.00	22.00	3.32
I	39	11/29/89	22.00	26.00	3.43
I	39	11/30/89	26.00	30.00	2.30
I	39	12/01/89	24.00	35.00	2.00
I	39	12/02/89	22.00	23.00	3.46
I	39	12/03/89	24.00	26.00	2.58
I	39	12/04/89	22.00	26.00	3.17
I	39	12/05/89	20.00	15.00	3.07
I	39	12/06/89	11.00	18.00	3.02
I	39	12/07/89	22.00	25.00	3.35
I	39	12/08/89	18.00	23.00	3.03
I	39	12/09/89	19.00	24.00	3.10
I	39	12/10/89	15.00	14.00	3.49
I	39	12/11/89	18.00	27.00	3.47
I	39	12/12/89	14.00	15.00	3.50
I	39	12/13/89	17.00	27.00	3.27
I	39	12/14/89	23.00	32.00	3.11
I	39	12/15/89	21.00	29.00	3.34
I	39	12/16/89	21.00	25.00	3.38
I	39	12/17/89	24.00	37.00	3.09
I	39	12/18/89	20.00	35.00	3.17
I	39	12/19/89	16.00	34.00	4.13
I	39	12/20/89	25.00	34.00	5.40
I	39	12/21/89	31.00	32.00	3.68
I	39	12/22/89	34.00	50.00	2.44
I	39	12/23/89	37.00	47.00	2.80
I	39	12/24/89	30.00	29.00	1.16
I	39	12/25/89	28.00	47.00	1.33
I	39	12/26/89	28.00	37.00	2.63
I	39	12/27/89	32.00	41.00	1.71
I	39	12/28/89	25.00	40.00	2.58
I	39	12/29/89	33.00	48.00	3.04
I	39	12/30/89	32.00	48.00	3.01
I	39	12/31/89	39.00	62.00	2.56
I	40	01/01/89	28.00	21.00	6.26
I	40	01/02/89	25.00	23.00	5.89
I	40	01/03/89	22.00	17.00	5.31
I	40	01/04/89	19.00	17.00	7.28
I	40	01/05/89	17.00	17.00	6.36
I	40	01/06/89	17.00	14.00	5.44
I	40	01/07/89	16.00	14.00	5.12
I	40	01/08/89	15.00	15.00	5.70
I	40	01/09/89	12.00	18.00	6.96
I	40	01/10/89	11.00	13.00	6.36
I	40	01/11/89	12.00	14.00	6.64
I	40	01/12/89	12.00	13.00	6.98
I	40	01/13/89	10.00	10.00	7.31
I	40	01/14/89	9.00	10.00	6.83
I	40	01/15/89	10.00	9.00	6.18
I	40	01/16/89	9.00	9.00	6.48
I	40	01/17/89	8.00	10.00	6.95
I	40	01/18/89	9.00	12.00	6.61
I	40	01/19/89	10.00	16.00	7.07
I	40	01/20/89	9.00	13.00	6.46

Listing A 2

Raw Data Listing of Daily BOD, TSS, and Flow Data
Used in Calculations of Variabililty Factors

Proposed Subpart	Mill	Sampling Date	BOD Conc (mg/l)	TSS Conc (mg/l)	Flow (mgd)	Proposed Subpart	Mill	Sampling Date	BOD Conc (mg/l)	TSS Conc (mg/l)	Flow (mgd)
I	40	01/21/89	13.00	20.00	6.59	I	40	04/26/89	12.00	12.00	2.45
I	40	01/22/89	12.00	19.00	5.77	I	40	04/27/89	17.00	16.00	9.52
I	40	01/23/89	13.00	22.00	5.40	I	40	04/28/89	18.00	14.00	5.60
I	40	01/24/89	13.00	23.00	5.47	I	40	04/29/89	20.00	19.00	6.37
I	40	01/25/89	15.00	28.00	4.94	I	40	04/30/89	21.00	24.00	5.22
I	40	01/26/89	18.00	34.00	5.40	I	40	05/01/89	17.00	18.00	4.52
I	40	01/27/89	16.00	27.00	5.04	I	40	05/02/89	21.00	28.00	4.60
I	40	01/28/89	15.00	28.00	5.73	I	40	05/03/89	17.00	23.00	5.10
I	40	01/29/89	18.00	30.00	5.48	I	40	05/04/89	22.00	32.00	4.79
I	40	01/30/89	17.00	27.00	5.62	I	40	05/05/89	20.00	31.00	4.82
I	40	01/31/89	18.00	25.00	5.18	I	40	05/06/89	19.00	26.00	5.06
I	40	02/01/89	17.00	25.00	4.22	I	40	05/07/89	19.00	24.00	4.94
I	40	02/02/89	21.00	25.00	4.76	I	40	05/08/89	17.00	23.00	4.75
I	40	02/03/89	17.00	22.00	4.86	I	40	05/09/89	22.00	32.00	4.86
I	40	02/04/89	16.00	23.00	5.13	I	40	05/10/89	31.00	31.00	4.13
I	40	02/05/89	16.00	26.00	5.43	I	40	05/11/89	32.00	25.00	4.23
I	40	02/06/89	16.00	26.00	5.29	I	40	05/12/89	28.00	25.00	5.87
I	40	02/07/89	13.00	10.00	4.87	I	40	05/13/89	23.00	22.00	4.59
I	40	02/08/89	30.00	16.00	5.49	I	40	05/14/89	20.00	17.00	5.12
I	40	02/09/89	21.00	17.00	5.74	I	40	05/15/89	24.00	22.00	5.16
I	40	02/10/89	15.00	17.00	5.51	I	40	05/16/89	19.00	21.00	4.94
I	40	02/11/89	14.00	20.00	5.15	I	40	05/17/89	15.00	14.00	4.23
I	40	02/12/89	16.00	17.00	5.74	I	40	05/18/89	19.00	19.00	6.57
I	40	02/13/89	18.00	20.00	5.89	I	40	05/19/89	16.00	21.00	6.13
I	40	02/14/89	20.00	27.00	6.54	I	40	05/20/89	16.00	18.00	5.73
I	40	02/15/89	16.00	25.00	6.10	I	40	05/21/89	13.00	18.00	6.16
I	40	02/16/89	18.00	30.00	6.20	I	40	05/22/89	12.00	16.00	4.38
I	40	02/17/89	34.00	24.00	5.23	I	40	05/23/89	13.00	15.00	4.50
I	40	02/18/89	15.00	21.00	4.97	I	40	05/24/89	11.00	15.00	4.23
I	40	02/19/89	17.00	21.00	5.37	I	40	05/25/89	13.00	22.00	4.49
I	40	02/20/89	22.00	33.00	5.40	I	40	05/26/89	13.00	19.00	3.84
I	40	02/21/89	13.00	21.00	5.94	I	40	05/27/89	13.00	19.00	6.56
I	40	02/22/89	12.00	20.00	5.63	I	40	05/28/89	16.00	22.00	5.11
I	40	02/23/89	19.00	22.00	5.51	I	40	05/29/89	15.00	24.00	5.50
I	40	02/24/89	14.00	21.00	5.78	I	40	05/30/89	34.00	76.00	1.92
I	40	02/25/89	19.00	30.00	5.44	I	40	05/31/89	27.00	49.00	5.31
I	40	02/26/89	19.00	27.00	5.40	I	40	06/01/89	15.00	25.00	5.64
I	40	02/27/89	17.00	27.00	4.99	I	40	06/02/89	23.00	30.00	4.85
I	40	02/28/89	16.00	24.00	5.81	I	40	06/03/89	26.00	34.00	6.69
I	40	03/01/89	15.00	22.00	5.92	I	40	06/04/89	33.00	30.00	6.12
I	40	03/02/89	16.00	21.00	6.31	I	40	06/05/89	38.00	27.00	4.79
I	40	03/03/89	16.00	21.00	6.14	I	40	06/06/89	44.00	34.00	5.47
I	40	03/04/89	24.00	61.00	6.95	I	40	06/07/89	47.00	36.00	5.31
I	40	03/05/89	16.00	18.00	6.85	I	40	06/08/89	48.00	35.00	5.75
I	40	03/06/89	16.00	24.00	6.66	I	40	06/09/89	41.00	33.00	6.22
I	40	03/07/89	16.00	30.00	6.77	I	40	06/10/89	39.00	41.00	5.92
I	40	03/08/89	11.00	22.00	6.62	I	40	06/11/89	45.00	45.00	5.39
I	40	03/09/89	14.00	23.00	6.70	I	40	06/12/89	44.00	49.00	5.69
I	40	03/10/89	14.00	22.00	6.21	I	40	06/13/89	44.00	43.00	5.94
I	40	03/11/89	16.00	22.00	4.83	I	40	06/14/89	43.00	42.00	6.04
I	40	03/12/89	21.00	25.00	4.64	I	40	06/15/89	51.00	40.00	5.53
I	40	03/13/89	25.00	32.00	5.23	I	40	06/16/89	43.00	56.00	5.68
I	40	03/14/89	29.00	39.00	5.16	I	40	06/17/89	44.00	60.00	5.60
I	40	03/15/89	22.00	33.00	5.98	I	40	06/18/89	40.00	43.00	5.32
I	40	03/16/89	19.00	28.00	5.51	I	40	06/19/89	40.00	35.00	5.21
I	40	03/17/89	15.00	27.00	5.50	I	40	06/20/89	31.00	24.00	5.26
I	40	03/18/89	15.00	27.00	4.93	I	40	06/21/89	30.00	19.00	5.09
I	40	03/19/89	15.00	24.00	5.37	I	40	06/22/89	29.00	18.00	5.09
I	40	03/20/89	17.00	27.00	4.86	I	40	06/23/89	28.00	25.00	5.42
I	40	03/21/89	18.00	29.00	5.92	I	40	06/24/89	33.00	35.00	4.84
I	40	03/22/89	15.00	29.00	5.34	I	40	06/25/89	30.00	31.00	5.94
I	40	03/23/89	16.00	28.00	6.45	I	40	06/26/89	29.00	24.00	6.95
I	40	03/24/89	17.00	33.00	6.42	I	40	06/27/89	34.00	37.00	7.16
I	40	03/25/89	20.00	40.00	6.52	I	40	06/28/89	28.00	32.00	5.00
I	40	03/26/89	19.00	34.00	6.18	I	40	06/29/89	23.00	29.00	5.48
I	40	03/27/89	16.00	31.00	5.27	I	40	06/30/89	19.00	30.00	5.99
I	40	03/28/89	38.00	23.00	5.93	I	40	07/01/89	19.00	23.00	5.84
I	40	03/29/89	38.00	31.00	5.40	I	40	07/02/89	.	21.00	5.78
I	40	03/30/89	32.00	24.00	6.34	I	40	07/03/89	.	21.00	5.59
I	40	03/31/89	24.00	15.00	5.09	I	40	07/04/89	42.00	19.00	5.69
I	40	04/01/89	23.00	20.00	5.43	I	40	07/05/89	30.00	24.00	6.81
I	40	04/02/89	24.00	23.00	5.16	I	40	07/06/89	18.00	26.00	7.66
I	40	04/03/89	22.00	25.00	5.34	I	40	07/07/89	38.00	21.00	6.73
I	40	04/04/89	20.00	27.00	6.18	I	40	07/08/89	37.00	21.00	6.15
I	40	04/05/89	18.00	23.00	5.30	I	40	07/09/89	46.00	17.00	6.45
I	40	04/06/89	17.00	17.00	5.75	I	40	07/10/89	25.00	19.00	5.24
I	40	04/07/89	15.00	20.00	6.79	I	40	07/11/89	35.00	30.00	6.43
I	40	04/08/89	15.00	20.00	5.74	I	40	07/12/89	29.00	21.00	7.10
I	40	04/09/89	17.00	26.00	6.38	I	40	07/13/89	31.00	25.00	7.56
I	40	04/10/89	10.00	14.00	7.08	I	40	07/14/89	34.00	18.00	6.38
I	40	04/11/89	7.00	12.00	6.40	I	40	07/15/89		.	7.18
I	40	04/12/89	13.00	16.00	6.55	I	40	07/16/89	40.00	33.00	7.49
I	40	04/13/89	14.00	19.00	6.17	I	40	07/17/89	42.00	44.00	6.28
I	40	04/14/89	14.00	19.00	7.97	I	40	07/18/89	27.00	42.00	5.87
I	40	04/15/89	13.00	20.00	5.90	I	40	07/19/89	30.00	42.00	3.99
I	40	04/16/89	14.00	22.00	5.37	I	40	07/20/89	30.00	37.00	7.63
I	40	04/17/89	14.00	22.00	5.35	I	40	07/21/89	28.00	39.00	5.31
I	40	04/18/89	14.00	19.00	5.44	I	40	07/22/89	31.00	43.00	6.39
I	40	04/19/89	11.00	14.00	5.19	I	40	07/23/89	31.00	39.00	6.91
I	40	04/20/89	19.00	23.00	5.63	I	40	07/24/89	30.00	37.00	7.86
I	40	04/21/89	22.00	19.00	5.61	I	40	07/25/89	29.00	41.00	7.10
I	40	04/22/89	21.00	25.00	4.91	I	40	07/26/89	32.00	50.00	6.81
I	40	04/23/89	18.00	25.00	6.64	I	40	07/27/89	40.00	48.00	7.94
I	40	04/24/89	19.00	31.00	3.29	I	40	07/28/89	42.00	45.00	6.66
I	40	04/25/89	13.00	9.00	2.87	I	40	07/29/89	30.00	31.00	6.61

Listing A 2

Raw Data Listing of Daily BOD, TSS, and Flow Data
Used in Calculations of Variabililty Factors

Proposed Subpart	Mill	Sampling Date	BOD Conc (mg/l)	TSS Conc (mg/l)	Flow (mgd)
I	40	07/30/89	27.00	25.00	6.64
I	40	07/31/89	23.00	17.00	6.45
I	40	08/01/89	36.00	18.00	9.96
I	40	08/02/89	34.00	25.00	7.46
I	40	08/03/89	30.00	19.00	6.99
I	40	08/04/89	24.00	16.00	6.27
I	40	08/05/89	20.00	17.00	5.95
I	40	08/06/89	19.00	18.00	5.68
I	40	08/07/89	27.00	32.00	7.50
I	40	08/08/89	31.00	43.00	6.90
I	40	08/09/89	34.00	24.00	6.42
I	40	08/10/89	33.00	27.00	6.48
I	40	08/11/89	29.00	21.00	7.25
I	40	08/12/89	28.00	43.00	7.67
I	40	08/13/89	20.00	24.00	6.60
I	40	08/14/89	18.00	25.00	6.70
I	40	08/15/89	15.00	21.00	6.18
I	40	08/16/89	13.00	19.00	5.55
I	40	08/17/89	14.00	22.00	6.29
I	40	08/18/89	12.00	18.00	2.46
I	40	08/19/89	12.00	19.00	3.44
I	40	08/20/89	12.00	18.00	7.56
I	40	08/21/89	9.00	18.00	3.33
I	40	08/22/89	10.00	24.00	6.57
I	40	08/23/89	10.00	23.00	9.58
I	40	08/24/89	11.00	27.00	10.08
I	40	08/25/89	9.00	21.00	8.73
I	40	08/26/89	9.00	20.00	9.07
I	40	08/27/89	9.00	24.00	14.69
I	40	08/28/89	6.00	16.00	11.75
I	40	08/29/89	6.00	11.00	11.90
I	40	08/30/89	5.00	13.00	10.26
I	40	08/31/89	5.00	12.00	11.42
I	40	09/01/89	5.00	12.00	12.14
I	40	09/02/89	4.00	11.00	12.46
I	40	09/03/89	6.00	10.00	7.39
I	40	09/04/89	6.00	8.00	8.85
I	40	09/05/89	11.00	13.00	13.19
I	40	09/06/89	13.00	19.00	12.06
I	40	09/07/89	14.00	15.00	8.76
I	40	09/08/89	13.00	13.00	6.98
I	40	09/09/89	13.00	24.00	6.71
I	40	09/10/89	9.00	15.00	7.78
I	40	09/11/89	23.00	12.00	5.68
I	40	09/12/89	6.00	15.00	8.46
I	40	09/13/89	5.00	8.00	11.66
I	40	09/14/89	5.00	7.00	12.82
I	40	09/15/89	5.00	6.00	14.89
I	40	09/16/89	5.00	10.00	15.97
I	40	09/17/89	5.00	7.00	13.75
I	40	09/18/89	5.00	7.00	13.46
I	40	09/19/89	9.00	26.00	12.59
I	40	09/20/89	7.00	10.00	13.19
I	40	09/21/89	9.00	14.00	15.51
I	40	09/22/89	8.00	11.00	15.45
I	40	09/23/89	7.00	8.00	14.37
I	40	09/24/89	8.00	7.00	14.25
I	40	09/25/89	8.00	9.00	13.49
I	40	09/26/89	10.00	10.00	13.04
I	40	09/27/89	14.00	11.00	15.01
I	40	09/28/89	15.00	10.00	14.08
I	40	09/29/89	23.00	11.00	11.71
I	40	09/30/89	20.00	12.00	12.11
I	40	10/01/89	19.00	18.00	14.19
I	40	10/02/89	18.00	12.00	12.17
I	40	10/03/89	19.00	10.00	12.62
I	40	10/04/89	14.00	9.00	13.21
I	40	10/05/89	15.00	8.00	12.66
I	40	10/06/89	17.00	8.00	13.47
I	40	10/07/89	16.00	10.00	11.25
I	40	10/08/89	15.00	11.00	9.90
I	40	10/09/89	15.00	9.00	10.44
I	40	10/10/89	11.00	7.00	8.64
I	40	10/11/89	12.00	9.00	10.53
I	40	10/12/89	14.00	8.00	12.53
I	40	10/13/89	13.00	12.00	9.80
I	40	10/14/89	13.00	12.00	13.38
I	40	10/15/89	16.00	12.00	13.74
I	40	10/16/89	17.00	11.00	12.66
I	40	10/17/89	15.00	11.00	12.63
I	40	10/18/89	.	17.00	12.62
I	40	10/19/89	18.00	12.00	11.84
I	40	10/20/89	23.00	17.00	13.05
I	40	10/21/89	20.00	19.00	13.59
I	40	10/22/89	22.00	23.00	14.56
I	40	10/23/89	22.00	22.00	15.01
I	40	10/24/89	20.00	21.00	14.52
I	40	10/25/89	18.00	15.00	13.34
I	40	10/26/89	17.00	11.00	13.27
I	40	10/27/89	17.00	13.00	12.97
I	40	10/28/89	33.00	12.00	14.44
I	40	10/29/89	23.00	24.00	16.51
I	40	10/30/89	25.00	19.00	15.24
I	40	10/31/89	26.00	16.00	13.47
I	40	11/01/89	27.00	20.00	13.28
I	40	11/02/89	25.00	16.00	11.91
I	40	11/03/89	26.00	17.00	13.12
I	40	11/04/89	23.00	21.00	13.19
I	40	11/05/89	21.00	20.00	12.20
I	40	11/06/89	14.00	15.00	11.44
I	40	11/07/89	9.00	14.00	12.19
I	40	11/08/89	7.00	14.00	12.15
I	40	11/09/89	10.00	16.00	9.89
I	40	11/10/89	11.00	16.00	13.35
I	40	11/11/89	12.00	17.00	13.14
I	40	11/12/89	13.00	16.00	13.18
I	40	11/13/89	12.00	15.00	9.97
I	40	11/14/89	11.00	14.00	11.08
I	40	11/15/89	12.00	16.00	10.89
I	40	11/16/89	14.00	26.00	13.84
I	40	11/17/89	13.00	20.00	13.38
I	40	11/18/89	17.00	21.00	12.77
I	40	11/19/89	14.00	14.00	9.80
I	40	11/20/89	16.00	17.00	8.57
I	40	11/21/89	24.00	18.00	8.41
I	40	11/22/89	17.00	16.00	12.05
I	40	11/23/89	16.00	12.00	12.28
I	40	11/24/89	17.00	13.00	10.66
I	40	11/25/89	21.00	6.00	10.25
I	40	11/26/89	21.00	7.00	9.51
I	40	11/27/89	20.00	7.00	10.84
I	40	11/28/89	23.00	10.00	9.74
I	40	11/29/89	22.00	8.00	11.60
I	40	11/30/89	29.00	19.00	13.96
I	40	12/01/89	37.00	11.00	14.70
I	40	12/02/89	39.00	16.00	16.26
I	40	12/03/89	36.00	12.00	12.21
I	40	12/04/89	38.00	18.00	14.03
I	40	12/05/89	36.00	15.00	15.84
I	40	12/06/89	35.00	18.00	16.57
I	40	12/07/89	39.00	22.00	16.00
I	40	12/08/89	36.00	24.00	17.08
I	40	12/09/89	38.00	25.00	15.99
I	40	12/10/89	40.00	19.00	16.06
I	40	12/11/89	43.00	19.00	16.02
I	40	12/12/89	45.00	24.00	18.07
I	40	12/13/89	54.00	26.00	17.04
I	40	12/14/89	67.00	32.00	13.32
I	40	12/15/89	53.00	23.00	11.20
I	40	12/16/89	49.00	25.00	14.65
I	40	12/17/89	56.00	31.00	16.60
I	40	12/18/89	60.00	36.00	15.79
I	40	12/19/89	65.00	33.00	12.72
I	40	12/20/89	62.00	67.00	10.96
I	40	12/21/89	53.00	34.00	9.14
I	40	12/22/89	49.00	29.00	10.92
I	40	12/23/89	71.00	22.00	12.66
I	40	12/24/89	63.00	40.00	11.58
I	40	12/25/89	52.00	24.00	6.98
I	40	12/26/89	52.00	25.00	6.83
I	40	12/27/89	31.00	20.00	10.35
I	40	12/28/89	27.00	17.00	15.81
I	40	12/29/89	28.00	16.00	16.08
I	40	12/30/89	28.00	15.00	12.88
I	40	12/31/89	27.00	9.00	11.03
I	41	01/01/89	10.00	23.00	2.66
I	41	01/02/89	24.00	131.00	2.88
I	41	01/03/89	17.00	49.00	2.41
I	41	01/04/89	79.00	230.00	2.59
I	41	01/05/89	80.00	360.00	2.33
I	41	01/06/89	72.00	245.00	2.39
I	41	01/07/89	39.00	140.00	2.62
I	41	01/08/89	33.00	104.00	2.65
I	41	01/09/89	33.00	200.00	2.46
I	41	01/10/89	87.00	610.00	2.54
I	41	01/11/89	105.00	229.00	2.92
I	41	01/12/89	71.00	152.00	2.42
I	41	01/13/89	74.00	296.00	2.29
I	41	01/14/89	43.00	306.00	2.48
I	41	01/15/89	66.00	280.00	2.39
I	41	01/16/89	44.00	180.00	2.43
I	41	01/17/89	18.00	24.00	2.83
I	41	01/18/89	13.00	11.00	2.57
I	41	01/19/89	16.00	19.00	2.45
I	41	01/20/89	18.00	49.00	2.46
I	41	01/21/89	16.00	33.00	2.48
I	41	01/22/89	16.00	8.00	2.38
I	41	01/23/89	17.00	15.00	2.47
I	41	01/24/89	22.00	32.00	2.66
I	41	01/25/89	32.00	18.00	2.52
I	41	01/26/89	51.00	74.00	2.72
I	41	01/27/89	39.00	31.00	2.67
I	41	01/28/89	38.00	20.00	2.63
I	41	01/29/89	40.00	21.00	3.04
I	41	01/30/89	61.00	19.00	3.30
I	41	01/31/89	.	17.00	3.07
I	41	02/01/89	75.00	52.00	2.92
I	41	02/02/89	62.00	28.00	3.09
I	41	02/03/89	42.00	42.00	3.00
I	41	02/04/89	35.00	29.00	3.07

Listing A 2

Raw Data Listing of Daily BOD, TSS, and Flow Data
Used in Calculations of Variability Factors

Proposed Subpart	Mill	Sampling Date	BOD Conc (mg/l)	TSS Conc (mg/l)	Flow (mgd)
I	41	02/05/89	34.00	33.00	2.86
I	41	02/06/89	28.00	20.00	2.79
I	41	02/07/89	21.00	20.00	2.55
I	41	02/08/89	82.00	51.00	2.79
I	41	02/09/89	45.00	21.00	2.93
I	41	02/10/89	78.00	30.00	2.87
I	41	02/11/89	77.00	19.00	2.67
I	41	02/12/89	41.00	32.00	3.00
I	41	02/13/89	30.00	12.00	3.09
I	41	02/14/89	30.00	8.00	2.93
I	41	02/15/89	19.00	8.00	2.90
I	41	02/16/89	38.00	14.00	2.97
I	41	02/17/89	22.00	19.00	3.11
I	41	02/18/89	17.00	17.00	3.02
I	41	02/19/89	23.00	22.00	3.00
I	41	02/20/89	18.00	6.00	2.95
I	41	02/21/89	13.00	5.00	3.02
I	41	02/22/89	14.00	8.00	2.88
I	41	02/23/89	14.00	13.00	3.03
I	41	02/24/89	13.00	20.00	2.99
I	41	02/25/89	19.00	13.00	3.15
I	41	02/26/89	16.00	9.00	3.23
I	41	02/27/89	10.00	5.00	3.16
I	41	02/28/89	.	7.00	3.30
I	41	03/01/89	10.00	5.00	2.69
I	41	03/02/89	34.00	10.00	3.04
I	41	03/03/89	64.00	40.00	3.06
I	41	03/04/89	80.00	64.00	3.10
I	41	03/05/89	45.00	21.00	3.44
I	41	03/06/89	29.00	4.00	3.35
I	41	03/07/89	20.00	22.00	3.06
I	41	03/08/89	31.00	70.00	2.98
I	41	03/09/89	24.00	20.00	3.05
I	41	03/10/89	87.00	39.00	2.97
I	41	03/11/89	68.00	52.00	3.01
I	41	03/12/89	37.00	16.00	3.12
I	41	03/13/89	42.00	19.00	2.88
I	41	03/14/89	49.00	8.00	3.02
I	41	03/15/89	78.00	28.00	3.10
I	41	03/16/89	67.00	20.00	2.88
I	41	03/17/89	59.00	26.00	2.97
I	41	03/18/89	78.00	25.00	2.80
I	41	03/19/89	78.00	27.00	2.62
I	41	03/20/89	144.00	67.00	3.05
I	41	03/21/89	50.00	59.00	3.06
I	41	03/22/89	47.00	32.00	2.87
I	41	03/23/89	32.00	28.00	2.75
I	41	03/24/89	16.00	32.00	2.89
I	41	03/25/89	23.00	10.00	2.92
I	41	03/26/89	31.00	9.00	2.64
I	41	03/27/89	18.00	13.00	3.05
I	41	03/28/89	27.00	25.00	2.99
I	41	03/29/89	35.00	15.00	2.54
I	41	03/30/89	34.00	20.00	2.82
I	41	03/31/89	28.00	18.00	2.78
I	41	04/01/89	29.00	35.00	2.53
I	41	04/02/89	21.00	19.00	3.09
I	41	04/03/89	20.00	22.00	2.52
I	41	04/04/89	19.00	14.00	2.67
I	41	04/05/89	18.00	11.00	2.55
I	41	04/06/89	24.00	15.00	2.19
I	41	04/07/89	21.00	14.00	2.31
I	41	04/08/89	19.00	12.00	1.97
I	41	04/09/89	26.00	34.00	2.71
I	41	04/10/89	25.00	32.00	2.65
I	41	04/11/89	20.00	10.00	2.67
I	41	04/12/89	18.00	21.00	2.79
I	41	04/13/89	23.00	12.00	2.78
I	41	04/14/89	25.00	10.00	2.90
I	41	04/15/89	32.00	27.00	2.88
I	41	04/16/89	19.00	16.00	2.80
I	41	04/17/89	17.00	20.00	2.71
I	41	04/18/89	19.00	20.00	2.79
I	41	04/19/89	27.00	27.00	2.87
I	41	04/20/89	29.00	9.00	2.93
I	41	04/21/89	30.00	58.00	2.70
I	41	04/22/89	34.00	22.00	2.73
I	41	04/23/89	26.00	12.00	2.73
I	41	04/24/89	44.00	67.00	2.65
I	41	04/25/89	31.00	55.00	2.78
I	41	04/26/89	44.00	31.00	3.20
I	41	04/27/89	38.00	26.00	2.84
I	41	04/28/89	116.00	18.00	2.88
I	41	04/29/89	117.00	48.00	2.73
I	41	04/30/89	118.00	82.00	2.77
I	41	05/01/89	119.00	89.00	2.74
I	41	05/02/89	122.00	64.00	2.96
I	41	05/03/89	98.00	40.00	3.00
I	41	05/04/89	19.00	20.00	3.01
I	41	05/05/89	15.00	15.00	3.20
I	41	05/06/89	11.00	14.00	2.79
I	41	05/07/89	15.00	3.00	3.08
I	41	05/08/89	15.00	8.00	2.83
I	41	05/09/89	12.00	21.00	2.57
I	41	05/10/89	13.00	14.00	2.16
I	41	05/11/89	18.00	14.00	2.79
I	41	05/12/89	9.00	21.00	3.02
I	41	05/13/89	11.00	19.00	2.77
I	41	05/14/89	10.00	15.00	3.02
I	41	05/15/89	9.00	11.00	2.75
I	41	05/16/89	9.00	8.00	2.86
I	41	05/17/89	8.00	12.00	2.71
I	41	05/18/89	8.00	10.00	2.85
I	41	05/19/89	16.00	12.00	2.87
I	41	05/20/89	16.00	8.00	2.97
I	41	05/21/89	14.00	10.00	2.96
I	41	05/22/89	18.00	9.00	3.10
I	41	05/23/89	11.00	39.00	2.90
I	41	05/24/89	11.00	20.00	2.78
I	41	05/25/89	9.00	11.00	2.68
I	41	05/26/89	15.00	31.00	2.65
I	41	05/27/89	15.00	28.00	2.72
I	41	05/28/89	29.00	30.00	2.66
I	41	05/29/89	29.00	20.00	2.78
I	41	05/30/89	20.00	23.00	2.73
I	41	05/31/89	19.00	21.00	2.70
I	41	06/01/89	16.00	30.00	2.84
I	41	06/02/89	13.00	23.00	3.10
I	41	06/03/89	11.00	19.00	3.14
I	41	06/04/89	11.00	11.00	3.08
I	41	06/05/89	12.00	15.00	3.00
I	41	06/06/89	14.00	11.00	3.02
I	41	06/07/89	10.00	20.00	2.81
I	41	06/08/89	11.00	11.00	3.17
I	41	06/09/89	9.00	10.00	2.88
I	41	06/10/89	10.00	16.00	3.08
I	41	06/11/89	10.00	17.00	3.04
I	41	06/12/89	17.00	21.00	3.20
I	41	06/13/89	12.00	40.00	2.69
I	41	06/14/89	15.00	46.00	2.93
I	41	06/15/89	14.00	35.00	3.17
I	41	06/16/89	20.00	23.00	3.10
I	41	06/17/89	21.00	20.00	2.97
I	41	06/18/89	9.00	16.00	2.66
I	41	06/19/89	10.00	14.00	2.87
I	41	06/20/89	11.00	33.00	3.03
I	41	06/21/89	18.00	10.00	2.78
I	41	06/22/89	11.00	11.00	2.62
I	41	06/23/89	8.00	10.00	3.07
I	41	06/24/89	11.00	5.00	2.75
I	41	06/25/89	8.00	12.00	2.83
I	41	06/26/89	10.00	15.00	2.90
I	41	06/27/89	10.00	15.00	2.78
I	41	06/28/89	13.00	9.00	3.01
I	41	06/29/89	11.00	6.00	2.76
I	41	06/30/89	7.00	2.00	2.75
I	41	07/01/89	16.00	7.00	3.10
I	41	07/02/89	21.00	20.00	3.40
I	41	07/03/89	24.00	23.00	0.12
I	41	07/04/89	31.00	66.00	0.67
I	41	07/05/89	31.00	22.00	2.33
I	41	07/06/89	13.00	24.00	2.91
I	41	07/07/89	19.00	33.00	3.04
I	41	07/08/89	32.00	45.00	2.94
I	41	07/09/89	39.00	37.00	2.82
I	41	07/10/89	28.00	31.00	2.96
I	41	07/11/89	19.00	34.00	2.91
I	41	07/12/89	14.00	26.00	2.95
I	41	07/13/89	13.00	67.00	2.90
I	41	07/14/89	10.00	23.00	3.14
I	41	07/15/89	13.00	27.00	3.04
I	41	07/16/89	16.00	51.00	3.26
I	41	07/17/89	25.00	77.00	3.36
I	41	07/18/89	20.00	46.00	3.19
I	41	07/19/89	20.00	60.00	3.09
I	41	07/20/89	12.00	37.00	2.96
I	41	07/21/89	19.00	8.00	2.99
I	41	07/22/89	21.00	33.00	2.95
I	41	07/23/89	8.00	17.00	3.06
I	41	07/24/89	7.00	13.00	3.02
I	41	07/25/89	7.00	11.00	2.76
I	41	07/26/89	9.00	14.00	2.72
I	41	07/27/89	11.00	15.00	3.11
I	41	07/28/89	21.00	42.00	3.05
I	41	07/29/89	26.00	70.00	2.65
I	41	07/30/89	17.00	80.00	3.00
I	41	07/31/89	20.00	41.00	3.20
I	41	08/01/89	30.00	84.00	2.79
I	41	08/02/89	21.00	53.00	2.83
I	41	08/03/89	9.00	33.00	2.85
I	41	08/04/89	7.00	72.00	2.87
I	41	08/05/89	10.00	19.00	3.00
I	41	08/06/89	13.00	36.00	3.17
I	41	08/07/89	17.00	16.00	3.38
I	41	08/08/89	16.00	11.00	3.00
I	41	08/09/89	20.00	28.00	2.84
I	41	08/10/89	12.00	36.00	2.77
I	41	08/11/89	9.00	38.00	2.96
I	41	08/12/89	30.00	92.00	2.90
I	41	08/13/89	13.00	34.00	2.99

Listing A 2

Raw Data Listing of Daily BOD, TSS, and Flow Data
Used in Calculations of Variability Factors

Proposed Subpart	Mill	Sampling Date	BOD Conc (mg/l)	TSS Conc (mg/l)	Flow (mgd)
I	41	08/14/89	13.00	25.00	2.99
I	41	08/15/89	19.00	58.00	3.21
I	41	08/16/89	22.00	27.00	2.88
I	41	08/17/89	17.00	33.00	3.15
I	41	08/18/89	24.00	78.00	2.82
I	41	08/19/89	23.00	18.00	3.11
I	41	08/20/89	15.00	72.00	2.98
I	41	08/21/89	12.00	33.00	3.26
I	41	08/22/89	16.00	50.00	3.22
I	41	08/23/89	20.00	40.00	3.06
I	41	08/24/89	14.00	51.00	2.90
I	41	08/25/89	23.00	67.00	2.76
I	41	08/26/89	22.00	67.00	2.90
I	41	08/27/89	22.00	34.00	3.07
I	41	08/28/89	21.00	46.00	3.10
I	41	08/29/89	22.00	64.00	3.10
I	41	08/30/89	19.00	26.00	3.03
I	41	08/31/89	18.00	40.00	3.04
I	41	09/01/89	15.00	39.00	3.21
I	41	09/02/89	15.00	44.00	3.17
I	41	09/03/89	16.00	17.00	3.04
I	41	09/04/89	24.00	37.00	3.25
I	41	09/05/89	37.00	24.00	2.78
I	41	09/06/89	29.00	23.00	2.99
I	41	09/07/89	26.00	20.00	3.11
I	41	09/08/89	27.00	36.00	3.25
I	41	09/09/89	12.00	17.00	3.33
I	41	09/10/89	15.00	20.00	3.06
I	41	09/11/89	15.00	10.00	3.05
I	41	09/12/89	19.00	10.00	2.89
I	41	09/13/89	23.00	16.00	3.10
I	41	09/14/89	37.00	28.00	3.12
I	41	09/15/89	33.00	39.00	3.13
I	41	09/16/89	29.00	56.00	3.24
I	41	09/17/89	24.00	23.00	4.01
I	41	09/18/89	24.00	53.00	2.65
I	41	09/19/89	27.00	18.00	3.06
I	41	09/20/89	25.00	18.00	3.09
I	41	09/21/89	27.00	63.00	3.28
I	41	09/22/89	39.00	57.00	3.07
I	41	09/23/89	44.00	94.00	3.13
I	41	09/24/89	22.00	72.00	3.00
I	41	09/25/89	29.00	30.00	3.31
I	41	09/26/89	56.00	66.00	3.07
I	41	09/27/89	73.00	48.00	3.19
I	41	09/28/89	20.00	36.00	3.46
I	41	09/29/89	20.00	30.00	3.61
I	41	09/30/89	24.00	60.00	3.72
I	41	10/01/89	29.00	23.00	3.29
I	41	10/02/89	38.00	22.00	3.09
I	41	10/03/89	29.00	43.00	3.22
I	41	10/04/89	25.00	35.00	3.30
I	41	10/05/89	19.00	39.00	3.31
I	41	10/06/89	24.00	10.00	3.41
I	41	10/07/89	48.00	55.00	3.21
I	41	10/08/89	85.00	64.00	3.06
I	41	10/09/89	86.00	122.00	3.06
I	41	10/10/89	74.00	84.00	3.37
I	41	10/11/89	46.00	106.00	3.33
I	41	10/12/89	23.00	84.00	3.17
I	41	10/13/89	22.00	24.00	3.24
I	41	10/14/89	46.00	36.00	3.28
I	41	10/15/89	27.00	31.00	3.35
I	41	10/16/89	30.00	31.00	2.99
I	41	10/17/89	31.00	20.00	3.32
I	41	10/18/89	18.00	27.00	3.08
I	41	10/19/89	68.00	74.00	3.02
I	41	10/20/89	20.00	25.00	3.20
I	41	10/21/89	21.00	17.00	3.19
I	41	10/22/89	15.00	20.00	3.48
I	41	10/23/89	9.00	23.00	2.91
I	41	10/24/89	6.00	33.00	3.40
I	41	10/25/89	8.00	22.00	3.15
I	41	10/26/89	6.00	15.00	3.20
I	41	10/27/89	8.00	20.00	3.08
I	41	10/28/89	14.00	14.00	3.66
I	41	10/29/89	18.00	23.00	3.51
I	41	10/30/89	18.00	32.00	3.30
I	41	10/31/89	24.00	22.00	2.95
I	41	11/01/89	35.00	47.00	2.94
I	41	11/02/89	55.00	27.00	2.88
I	41	11/03/89	44.00	21.00	2.92
I	41	11/04/89	38.00	11.00	2.98
I	41	11/05/89	33.00	28.00	3.04
I	41	11/06/89	11.00	38.00	3.31
I	41	11/07/89	91.00	14.00	3.08
I	41	11/08/89	92.00	14.00	3.17
I	41	11/09/89	46.00	16.00	3.15
I	41	11/10/89	15.00	14.00	3.53
I	41	11/11/89	10.00	14.00	3.29
I	41	11/12/89	15.00	10.00	3.33
I	41	11/13/89	15.00	11.00	2.77
I	41	11/14/89	19.00	33.00	3.40
I	41	11/15/89	10.00	10.00	3.40
I	41	11/16/89	3.00	21.00	3.06
I	41	11/17/89	12.00	42.00	3.06
I	41	11/18/89	17.00	24.00	3.35
I	41	11/19/89	14.00	27.00	2.83
I	41	11/20/89	15.00	19.00	3.22
I	41	11/21/89	15.00	36.00	3.44
I	41	11/22/89	9.00	24.00	2.83
I	41	11/23/89	7.00	11.00	2.53
I	41	11/24/89	3.00	23.00	2.42
I	41	11/25/89	3.00	32.00	2.85
I	41	11/26/89	4.00	23.00	2.93
I	41	11/27/89	5.00	9.00	2.97
I	41	11/28/89	8.00	16.00	2.59
I	41	11/29/89	10.00	25.00	2.63
I	41	11/30/89	10.00	9.00	2.60
I	41	12/01/89	8.00	8.00	2.94
I	41	12/02/89	9.00	11.00	2.97
I	41	12/03/89	10.00	9.00	2.82
I	41	12/04/89	16.00	15.00	3.08
I	41	12/05/89	13.00	26.00	3.10
I	41	12/06/89	19.00	13.00	2.82
I	41	12/07/89	24.00	18.00	2.84
I	41	12/08/89	14.00	18.00	3.13
I	41	12/09/89	13.00	4.00	2.87
I	41	12/10/89	21.00	16.00	3.22
I	41	12/11/89	20.00	35.00	2.97
I	41	12/12/89	50.00	28.00	2.77
I	41	12/13/89	21.00	37.00	2.79
I	41	12/14/89	18.00	68.00	2.65
I	41	12/15/89	12.00	58.00	2.95
I	41	12/16/89	7.00	20.00	2.60
I	41	12/17/89	5.00	8.00	2.56
I	41	12/18/89	4.00	7.00	2.75
I	41	12/19/89	7.00	44.00	2.68
I	41	12/20/89	12.00	23.00	2.04
I	41	12/21/89	18.00	36.00	2.91
I	41	12/22/89	16.00	26.00	3.34
I	41	12/23/89	13.00	5.00	3.54
I	41	12/24/89	7.00	32.00	0.49
I	41	12/25/89	4.00	32.00	0.61
I	41	12/26/89	7.00	33.00	2.54
I	41	12/27/89	27.00	51.00	2.87
I	41	12/28/89	13.00	50.00	2.96
I	41	12/29/89		45.00	3.06
I	41	12/30/89		45.00	3.27
I	41	12/31/89	.	92.00	2.63
I	42	01/01/89	20.90	40.82	11.41
I	42	01/02/89	17.92	36.84	13.23
I	42	01/03/89	20.91	43.81	12.84
I	42	01/04/89	18.92	34.84	12.43
I	42	01/05/89	19.91	35.84	12.39
I	42	01/06/89	24.89	40.82	12.94
I	42	01/07/89	53.76	179.19	12.83
I	42	01/08/89	37.83	99.55	11.63
I	42	01/09/89	21.90	34.84	13.53
I	42	01/10/89	19.91	31.86	11.18
I	42	01/11/89	22.89	35.84	11.82
I	42	01/12/89	21.90	27.88	11.84
I	42	01/13/89	21.91	44.80	12.62
I	42	01/14/89	29.87	47.78	12.71
I	42	01/15/89	32.85	51.77	12.52
I	42	01/16/89	26.88	47.78	13.12
I	42	01/17/89	25.88	52.76	12.90
I	42	01/18/89	27.87	50.77	13.31
I	42	01/19/89	26.88	55.75	12.51
I	42	01/20/89	17.92	44.80	13.12
I	42	01/21/89	15.93	35.84	12.36
I	42	01/22/89	21.90	21.90	13.53
I	42	01/23/89	26.88	21.90	13.42
I	42	01/24/89	27.87	29.86	13.79
I	42	01/25/89	24.88	20.90	13.47
I	42	01/26/89	27.87	24.89	12.84
I	42	01/27/89	30.86	36.83	14.11
I	42	01/28/89	32.85	53.76	13.91
I	42	01/29/89	32.86	68.69	14.26
I	42	01/30/89	31.86	78.65	13.93
I	42	01/31/89	28.87	81.64	14.66
I	42	02/01/89	29.87	70.68	14.08
I	42	02/02/89	25.88	64.71	14.04
I	42	02/03/89	43.80	46.79	14.49
I	42	02/04/89	40.82	77.65	13.75
I	42	02/05/89	43.80	76.66	13.46
I	42	02/06/89	43.80	69.69	13.65
I	42	02/07/89	29.87	55.75	13.42
I	42	02/08/89	31.85	51.77	14.00
I	42	02/09/89	.	.	13.81
I	42	02/10/89	.	42.81	11.27
I	42	02/11/89	19.91	47.78	13.43
I	42	02/12/89	28.87	55.75	12.75
I	42	02/13/89	35.84	59.73	14.12
I	42	02/14/89	34.84	64.71	13.28
I	42	02/15/89	31.86	51.77	12.95
I	42	02/16/89	34.84	58.73	12.95
I	42	02/17/89	38.83	47.78	13.66
I	42	02/18/89	41.81	66.70	12.91
I	42	02/19/89	40.82	63.72	12.46

Listing A 2

Raw Data Listing of Daily BOD, TSS, and Flow Data
Used in Calculations of Variabililty Factors

Proposed Subpart	Mill	Sampling Date	BOD Conc (mg/l)	TSS Conc (mg/l)	Flow (mgd)	Proposed Subpart	Mill	Sampling Date	BOD Conc (mg/l)	TSS Conc (mg/l)	Flow (mgd)
I	42	02/20/89	43.80	55.75	13.88	I	42	05/30/89	22.89	42.81	15.23
I	42	02/21/89	43.80	56.74	13.44	I	42	05/31/89	20.91	42.80	10.84
I	42	02/22/89	37.83	58.74	12.84	I	42	06/01/89	25.88	38.82	13.55
I	42	02/23/89	22.89	48.78	14.02	I	42	06/02/89	27.87	46.79	13.20
I	42	02/24/89	19.91	42.80	11.69	I	42	06/03/89	31.86	56.75	11.99
I	42	02/25/89	18.92	32.86	13.41	I	42	06/04/89	31.85	48.79	11.49
I	42	02/26/89	20.91	32.85	12.91	I	42	06/05/89	26.88	44.80	13.58
I	42	02/27/89	17.92	32.85	13.18	I	42	06/06/89	24.89	36.83	13.90
I	42	02/28/89	17.92	40.81	13.03	I	42	06/07/89	20.91	29.87	13.92
I	42	03/01/89	24.88	48.78	10.63	I	42	06/08/89	18.92	36.84	12.81
I	42	03/02/89	23.89	41.81	12.89	I	42	06/09/89	18.92	45.79	13.18
I	42	03/03/89	20.91	38.82	13.03	I	42	06/10/89	15.93	28.87	12.58
I	42	03/04/89	17.91	36.83	12.50	I	42	06/11/89	14.93	25.89	12.63
I	42	03/05/89	18.91	41.81	12.83	I	42	06/12/89	13.93	31.85	12.91
I	42	03/06/89	19.91	46.79	12.69	I	42	06/13/89	13.94	36.83	13.31
I	42	03/07/89	22.90	66.70	12.12	I	42	06/14/89	15.93	45.80	15.30
I	42	03/08/89	26.88	60.72	12.06	I	42	06/15/89	16.92	43.80	14.89
I	42	03/09/89	30.86	67.70	12.45	I	42	06/16/89	12.94	35.83	14.51
I	42	03/10/89	29.87	66.70	12.23	I	42	06/17/89	13.93	35.84	13.68
I	42	03/11/89	15.93	36.84	13.25	I	42	06/18/89	11.95	28.87	14.33
I	42	03/12/89	15.93	67.69	11.58	I	42	06/19/89	9.96	25.88	13.98
I	42	03/13/89	20.90	62.72	11.89	I	42	06/20/89	11.95	29.86	14.17
I	42	03/14/89	23.89	44.80	11.95	I	42	06/21/89	11.95	26.88	13.52
I	42	03/15/89	17.92	32.85	10.97	I	42	06/22/89	11.95	32.86	13.41
I	42	03/16/89	12.94	24.89	11.66	I	42	06/23/89	11.94	27.88	14.97
I	42	03/17/89	10.95	22.90	12.28	I	42	06/24/89	11.95	25.88	13.90
I	42	03/18/89	10.95	19.91	13.79	I	42	06/25/89	15.92	45.79	13.20
I	42	03/19/89	12.94	17.92	13.04	I	42	06/26/89	21.90	62.72	13.23
I	42	03/20/89	20.91	18.91	16.27	I	42	06/27/89	28.87	73.67	13.55
I	42	03/21/89	18.92	47.78	13.54	I	42	06/28/89	20.90	58.73	13.95
I	42	03/22/89	28.87	23.89	14.29	I	42	06/29/89	23.89	51.77	14.05
I	42	03/23/89	25.89	31.86	14.77	I	42	06/30/89	19.91	53.76	14.27
I	42	03/24/89	36.83	37.83	13.17	I	42	07/01/89	17.92	43.80	14.10
I	42	03/25/89	33.85	40.82	13.69	I	42	07/02/89	15.93	38.83	12.73
I	42	03/26/89	25.88	38.82	15.02	I	42	07/03/89	13.93	43.81	13.33
I	42	03/27/89	36.83	38.83	14.51	I	42	07/04/89	16.93	50.77	14.33
I	42	03/28/89	36.83	35.84	13.89	I	42	07/05/89			14.77
I	42	03/29/89	30.86	31.86	13.25	I	42	07/06/89	26.88	75.66	14.16
I	42	03/30/89	21.90	21.90	13.07	I	42	07/07/89	14.93	57.74	14.71
I	42	03/31/89	15.93	16.92	12.05	I	42	07/08/89	15.93	51.77	14.73
I	42	04/01/89	15.93	16.92	12.72	I	42	07/09/89	14.93	43.80	14.40
I	42	04/02/89	23.89	21.90	13.66	I	42	07/10/89	12.95	56.74	14.44
I	42	04/03/89	46.79	53.76	14.18	I	42	07/11/89	15.93	60.73	15.09
I	42	04/04/89	39.82	46.79	12.94	I	42	07/12/89	14.94	42.81	14.41
I	42	04/05/89	29.87	35.84	12.76	I	42	07/13/89	15.93	47.79	12.44
I	42	04/06/89	22.90	35.84	13.37	I	42	07/14/89	17.92	57.74	12.71
I	42	04/07/89	22.90	33.85	13.10	I	42	07/15/89	14.93	58.73	13.31
I	42	04/08/89	21.90	31.86	12.87	I	42	07/16/89	18.91	58.73	14.44
I	42	04/09/89	22.90	34.84	12.60	I	42	07/17/89	14.93	46.79	16.47
I	42	04/14/89	23.89	23.89	14.26	I	42	07/18/89	18.91	51.77	17.33
I	42	04/15/89	41.81	23.89	14.62	I	42	07/19/89	17.92	31.86	14.43
I	42	04/16/89	30.86	23.89	14.36	I	42	07/20/89	12.94	15.92	14.01
I	42	04/17/89	34.85	24.89	15.49	I	42	07/21/89	8.96	15.92	13.02
I	42	04/18/89	31.86	22.90	15.34	I	42	07/22/89	9.95	11.95	14.07
I	42	04/19/89	35.84	23.89	13.67	I	42	07/23/89	8.96	12.95	12.90
I	42	04/20/89	33.85	29.87	16.05	I	42	07/24/89	10.95	19.91	14.69
I	42	04/21/89	25.88	22.89	15.85	I	42	07/25/89	12.94	29.86	14.37
I	42	04/22/89	23.89	29.86	14.51	I	42	07/26/89	14.93	43.80	13.47
I	42	04/23/89	24.89	26.88	13.64	I	42	07/27/89	18.91	62.71	14.10
I	42	04/24/89	24.89	31.86	15.85	I	42	07/28/89	14.93	57.74	14.07
I	42	04/25/89	24.89	29.87	14.04	I	42	07/29/89	14.94	48.78	13.93
I	42	04/26/89	27.88	47.78	13.77	I	42	07/30/89	14.93	41.81	13.64
I	42	04/27/89	24.89	48.78	15.08	I	42	07/31/89	15.93	33.85	14.17
I	42	04/28/89	25.88	46.79	14.62	I	42	08/01/89	13.94	32.86	14.38
I	42	04/29/89	21.90	36.84	12.89	I	42	08/02/89	16.92	45.79	15.28
I	42	04/30/89	22.90	37.83	12.73	I	42	08/03/89	21.90	75.66	15.50
I	42	05/01/89	27.88	43.80	12.94	I	42	08/04/89	31.86	81.63	14.02
I	42	05/02/89	29.87	45.80	13.40	I	42	08/05/89	27.88	68.69	14.13
I	42	05/03/89	26.88	38.83	14.36	I	42	08/06/89	20.91	64.71	13.29
I	42	05/04/89	25.88	47.79	14.91	I	42	08/07/89	15.93	45.79	14.66
I	42	05/05/89	.	.	13.49	I	42	08/08/89	18.92	38.83	15.48
I	42	05/06/89	20.91	44.80	13.60	I	42	08/09/89	14.93	38.83	15.15
I	42	05/07/89	22.90	35.84	12.85	I	42	08/10/89	16.92	47.79	15.21
I	42	05/08/89	26.88	40.82	13.32	I	42	08/11/89	13.94	33.85	14.92
I	42	05/09/89	24.89	40.81	13.41	I	42	08/12/89	11.94	20.91	14.66
I	42	05/10/89	28.87	44.80	13.75	I	42	08/13/89	13.94	21.90	14.26
I	42	05/11/89	32.85	49.78	13.11	I	42	08/14/89	10.95	19.91	15.04
I	42	05/12/89	31.85	63.71	13.18	I	42	08/15/89	10.95	17.92	16.10
I	42	05/13/89	31.86	51.76	12.54	I	42	08/16/89	15.93	13.94	15.15
I	42	05/14/89	30.86	41.81	11.84	I	42	08/17/89	11.94	22.90	15.43
I	42	05/15/89	45.79	56.75	13.01	I	42	08/18/89	17.92	14.93	14.48
I	42	05/16/89	37.83	57.74	13.92	I	42	08/19/89	10.95	11.95	14.43
I	42	05/17/89	34.84	60.73	14.08	I	42	08/20/89	12.94	13.94	15.23
I	42	05/18/89	40.82	74.66	14.13	I	42	08/21/89	18.91	13.94	18.19
I	42	05/19/89	38.83	73.67	14.76	I	42	08/22/89	14.93	24.89	17.12
I	42	05/20/89	29.86	50.77	14.01	I	42	08/23/89	11.94	17.92	14.75
I	42	05/21/89	23.89	42.81	14.52	I	42	08/24/89	14.93	19.91	16.38
I	42	05/22/89	31.86	49.78	14.74	I	42	08/25/89	11.94	19.91	14.69
I	42	05/23/89	35.84	71.67	13.54	I	42	08/26/89	23.89	16.93	15.14
I	42	05/24/89	31.85	79.65	15.96	I	42	08/27/89	14.93	17.92	14.98
I	42	05/25/89	25.88	44.80	16.06	I	42	09/07/89	8.96	8.96	13.36
I	42	05/26/89	23.89	50.78	11.43	I	42	09/08/89	5.98	5.98	13.72
I	42	05/27/89	23.89	44.80	12.78	I	42	09/09/89	5.97	6.97	13.55
I	42	05/28/89	20.90	31.86	11.97	I	42	09/10/89	6.97	5.97	12.51
I	42	05/29/89	22.90	36.84	13.36	I	42	09/11/89	5.98	7.97	16.30

Listing A 2

Raw Data Listing of Daily BOD, TSS, and Flow Data
Used in Calculations of Variability Factors

Proposed Subpart	Mill	Sampling Date	BOD Conc (mg/l)	TSS Conc (mg/l)	Flow (mgd)
I	42	09/13/89	6.97	7.96	13.60
I	42	09/14/89	6.97	8.96	14.92
I	42	09/15/89	7.96	10.95	14.69
I	42	09/16/89	10.95	10.95	16.34
I	42	09/17/89	10.95	16.93	12.25
I	42	09/18/89	10.95	9.95	13.29
I	42	09/19/89	9.95	9.95	14.55
I	42	09/20/89	16.92	17.92	15.22
I	42	09/21/89	9.95	10.95	15.22
I	42	09/22/89	6.97	14.93	14.20
I	42	09/23/89	7.97	11.95	13.47
I	42	09/24/89	8.96	12.94	13.04
I	42	09/25/89	8.96	15.93	14.29
I	42	09/26/89	7.96	13.94	13.78
I	42	09/27/89	12.94	15.93	14.26
I	42	09/28/89	8.96	15.93	16.37
I	42	09/29/89	6.97	11.94	14.70
I	42	09/30/89	6.97	12.95	13.14
I	42	10/01/89	8.96	13.93	13.69
I	42	10/02/89	11.94	21.90	15.59
I	42	10/03/89	8.96	13.94	16.27
I	42	10/04/89	17.92	18.92	13.83
I	42	10/05/89	12.94	16.92	14.12
I	42	10/06/89	6.97	12.94	13.82
I	42	10/07/89	6.97	15.93	12.53
I	42	10/08/89	11.95	22.90	12.57
I	42	10/09/89	20.91	35.84	13.85
I	42	10/10/89	25.88	41.81	13.50
I	42	10/11/89	22.90	44.80	12.62
I	42	10/12/89	19.91	37.83	12.96
I	42	10/13/89	19.91	43.80	13.53
I	42	10/14/89	13.93	53.76	13.39
I	42	10/15/89	23.89	63.71	14.02
I	42	10/16/89	9.95	30.86	13.01
I	42	10/17/89	10.95	52.77	14.08
I	42	10/19/89	11.95	56.75	12.69
I	42	10/20/89	8.96	32.85	13.84
I	42	10/21/89	9.95	35.84	13.91
I	42	10/22/89	10.95	39.82	14.20
I	42	10/23/89	9.95	47.78	13.43
I	42	10/24/89	10.95	47.78	13.70
I	42	10/25/89	11.94	43.80	15.26
I	42	10/26/89	21.90	37.83	15.58
I	42	10/27/89	9.95	44.80	14.91
I	42	10/28/89	9.96	30.86	15.37
I	42	10/29/89	9.95	42.81	13.85
I	42	10/30/89	11.95	64.71	13.62
I	42	10/31/89	10.95	32.85	12.94
I	42	11/01/89	10.95	35.84	13.32
I	42	11/02/89	14.93	46.79	12.24
I	42	11/03/89	13.94	47.78	13.13
I	42	11/04/89	13.93	43.80	14.17
I	42	11/05/89	13.94	35.84	13.37
I	42	11/06/89	11.95	37.83	13.42
I	42	11/07/89	10.95	40.82	13.15
I	42	11/08/89	8.96	43.80	13.91
I	42	11/09/89	11.95	35.84	13.20
I	42	11/10/89	13.94	48.78	12.60
I	42	11/11/89	10.95	54.76	15.07
I	42	11/12/89	12.94	60.73	13.06
I	42	11/13/89	10.95	62.71	14.18
I	42	11/14/89	11.95	66.70	12.91
I	42	11/15/89	11.94	68.69	14.65
I	42	11/16/89	.	.	13.35
I	42	11/17/89	12.95	56.75	13.37
I	42	11/18/89	12.94	65.71	12.23
I	42	11/19/89	14.94	61.72	12.89
I	42	11/20/89	14.93	64.71	12.31
I	42	11/21/89	13.94	52.76	12.71
I	42	11/23/89	12.94	64.71	13.42
I	42	11/24/89	19.91	82.63	13.77
I	42	11/25/89	12.94	44.80	12.97
I	42	11/26/89	12.94	46.79	12.88
I	42	11/27/89	11.95	54.75	13.24
I	42	11/28/89	11.95	49.77	12.85
I	42	11/29/89	11.95	48.79	13.11
I	42	11/30/89	12.94	30.86	13.07
I	42	12/01/89	11.95	39.82	12.41
I	42	12/02/89	11.95	34.84	13.28
I	42	12/03/89	13.94	30.86	14.30
I	42	12/04/89	10.95	19.91	13.52
I	42	12/05/89	11.95	37.83	14.36
I	42	12/06/89	15.93	44.80	13.96
I	42	12/07/89	11.95	21.90	13.78
I	42	12/08/89	17.92	91.59	14.07
I	42	12/09/89	10.95	12.94	12.93
I	42	12/10/89	15.93	26.88	12.48
I	42	12/11/89	8.96	31.86	12.18
I	42	12/12/89	7.96	15.93	12.25
I	42	12/13/89	9.95	22.90	11.85
I	42	12/14/89	10.96	32.86	11.68
I	42	12/16/89	7.97	23.89	13.38
I	42	12/17/89	8.96	17.91	12.38
I	42	12/18/89	10.95	17.92	12.69
I	42	12/19/89	8.96	31.85	13.06
I	42	12/20/89	14.93	37.83	11.80
I	42	12/21/89	6.97	28.87	13.84
I	42	12/22/89	5.97	22.89	14.61
I	42	12/23/89	6.97	25.89	13.35
I	42	12/24/89	7.97	22.89	13.41
I	42	12/25/89	9.96	26.88	13.56
I	42	12/26/89	10.95	33.85	13.56
I	42	12/27/89	16.92	56.75	14.42
I	42	12/28/89	15.93	44.80	14.24
I	42	12/29/89	11.95	32.85	12.88
I	42	12/30/89	10.95	36.84	14.55
I	42	12/31/89	13.94	37.83	15.80
I	43	01/01/89		19.00	10.59
I	43	01/02/89	39.00	19.00	7.65
I	43	01/03/89	53.00	18.00	8.21
I	43	01/04/89	38.00	21.00	10.26
I	43	01/05/89	31.00	20.00	11.43
I	43	01/06/89	.	31.00	9.59
I	43	01/07/89	.	25.00	11.15
I	43	01/08/89	35.00	28.00	9.75
I	43	01/09/89	32.00	27.00	11.48
I	43	01/10/89	.	28.00	10.95
I	43	01/11/89	.	.	11.13
I	43	01/12/89	30.00	27.00	11.90
I	43	01/13/89		18.00	13.46
I	43	01/14/89	31.00	20.00	13.09
I	43	01/15/89	22.00	17.00	13.20
I	43	01/16/89		14.00	14.50
I	43	01/17/89	18.00	16.00	14.34
I	43	01/18/89	20.00	16.00	12.50
I	43	01/19/89	20.00	19.00	11.98
I	43	01/20/89		21.00	11.92
I	43	01/21/89		19.00	10.78
I	43	01/22/89	26.00	18.00	10.50
I	43	01/23/89	.	18.00	11.50
I	43	01/24/89	26.00	16.00	11.00
I	43	01/25/89	25.00	16.00	11.33
I	43	01/26/89	27.00	18.00	11.05
I	43	01/27/89		15.00	11.13
I	43	01/28/89		17.00	13.62
I	43	01/29/89	20.00	11.00	12.60
I	43	01/30/89		10.00	11.79
I	43	01/31/89	20.00	10.00	11.06
I	43	02/01/89	21.00	12.00	10.52
I	43	02/02/89	26.00	13.00	12.21
I	43	02/03/89		24.00	8.49
I	43	02/04/89		19.00	9.06
I	43	02/05/89	19.00	9.00	7.63
I	43	02/06/89		9.00	7.73
I	43	02/07/89	34.00	6.00	9.77
I	43	02/08/89	14.00	5.00	10.46
I	43	02/09/89	37.00	5.00	11.42
I	43	02/10/89		5.00	13.75
I	43	02/11/89		5.00	11.32
I	43	02/12/89	16.00	4.00	11.09
I	43	02/13/89	.	10.00	12.95
I	43	02/14/89	34.00	11.00	14.27
I	43	02/15/89	17.00	10.00	14.66
I	43	02/16/89	13.00	9.00	15.84
I	43	02/17/89	.	3.00	13.83
I	43	02/18/89	.	8.00	14.10
I	43	02/19/89	15.00	8.00	12.49
I	43	02/20/89		9.00	12.67
I	43	02/21/89	20.00	11.00	13.69
I	43	02/22/89	19.00	9.00	11.21
I	43	02/23/89	16.00	7.00	12.19
I	43	02/24/89	.	7.00	14.22
I	43	02/25/89	.	9.00	13.49
I	43	02/26/89	30.00	12.00	12.19
I	43	02/27/89	.	10.00	13.18
I	43	02/28/89	22.00	13.00	12.64
I	43	03/01/89	27.00	12.00	13.51
I	43	03/02/89	33.00	13.00	14.09
I	43	03/03/89		14.00	15.70
I	43	03/04/89	.	12.00	14.36
I	43	03/05/89	24.00	20.00	12.83
I	43	03/06/89		11.00	13.95
I	43	03/07/89	45.00	17.00	12.11
I	43	03/08/89	19.00	12.00	12.40
I	43	03/09/89	33.00	11.00	12.07
I	43	03/10/89	.	11.00	15.49
I	43	03/11/89	.	14.00	14.38
I	43	03/12/89	64.00	21.00	14.08
I	43	03/13/89	.	22.00	14.74
I	43	03/14/89	91.00	21.00	15.45
I	43	03/15/89	36.00	18.00	15.41
I	43	03/16/89	35.00	17.00	13.71
I	43	03/17/89		17.00	14.09
I	43	03/18/89	.	16.00	11.55
I	43	03/19/89	24.00	14.00	12.00
I	43	03/20/89	.	13.00	13.84
I	43	03/21/89	18.00	11.00	14.72
I	43	03/22/89	15.00	8.00	14.37
I	43	03/23/89	15.00	8.00	12.84
I	43	03/24/89	.	9.00	14.03

Listing A 2

Raw Data Listing of Daily BOD, TSS, and Flow Data
Used in Calculations of Variability Factors

Proposed Subpart	Mill	Sampling Date	BOD Conc (mg/l)	TSS Conc (mg/l)	Flow (mgd)	Proposed Subpart	Mill	Sampling Date	BOD Conc (mg/l)	TSS Conc (mg/l)	Flow (mgd)
I	43	03/25/89		14.00	13.30	I	43	06/28/89	37.00	28.00	14.32
I	43	03/26/89	21.00	12.00	12.37	I	43	06/29/89	37.00	27.00	14.42
I	43	03/27/89		11.00	13.46	I	43	06/30/89		27.00	12.36
I	43	03/28/89	13.00	9.00	13.74	I	43	07/01/89		22.00	13.10
I	43	03/29/89	12.00	13.00	15.06	I	43	07/02/89	36.00	19.00	13.29
I	43	03/30/89	20.00	11.00	14.55	I	43	07/03/89		28.00	12.13
I	43	03/31/89		11.00	12.27	I	43	07/04/89	34.00	24.00	12.14
I	43	04/01/89	.	11.00	10.71	I	43	07/05/89	39.00	37.00	12.19
I	43	04/02/89	13.00	17.00	10.01	I	43	07/06/89	32.00	30.00	12.15
I	43	04/03/89	.	19.00	10.57	I	43	07/07/89		22.00	12.06
I	43	04/04/89	11.00	17.00	11.47	I	43	07/08/89		27.00	12.32
I	43	04/05/89	12.00	19.00	12.66	I	43	07/09/89	47.00	30.00	13.10
I	43	04/06/89	12.00	17.00	11.36	I	43	07/10/89		27.00	13.28
I	43	04/07/89		14.00	12.62	I	43	07/11/89	39.00	25.00	10.44
I	43	04/08/89		16.00	10.39	I	43	07/12/89	43.00	26.00	12.51
I	43	04/09/89	21.00	14.00	11.06	I	43	07/13/89	39.00	26.00	11.77
I	43	04/10/89		16.00	14.31	I	43	07/14/89		23.00	11.55
I	43	04/11/89	18.00	13.00	10.92	I	43	07/15/89		21.00	13.89
I	43	04/12/89	37.00	15.00	12.00	I	43	07/16/89	33.00	28.00	11.84
I	43	04/13/89	22.00	16.00	10.80	I	43	07/17/89	.	22.00	13.72
I	43	04/14/89		18.00	12.52	I	43	07/18/89	34.00	22.00	13.16
I	43	04/15/89		16.00	11.02	I	43	07/19/89	26.00	36.00	12.29
I	43	04/16/89		17.00	13.79	I	43	07/20/89	38.00	28.00	11.91
I	43	04/17/89		16.00	12.15	I	43	07/21/89		24.00	11.84
I	43	04/18/89	33.00	16.00	11.44	I	43	07/22/89	.	24.00	11.04
I	43	04/19/89	25.00	15.00	11.56	I	43	07/23/89	32.00	20.00	10.79
I	43	04/20/89	24.00	18.00	8.47	I	43	07/24/89		18.00	11.75
I	43	04/21/89		18.00	11.16	I	43	07/25/89	31.00	14.00	10.83
I	43	04/22/89		20.00	12.28	I	43	07/26/89	34.00	18.00	11.28
I	43	04/23/89	23.00	16.00	12.13	I	43	07/27/89	37.00	25.00	11.47
I	43	04/24/89		19.00	12.76	I	43	07/28/89		17.00	11.06
I	43	04/25/89	22.00	20.00	12.93	I	43	07/29/89		17.00	12.91
I	43	04/26/89	23.00	23.00	12.45	I	43	07/30/89	34.00	24.00	8.36
I	43	04/27/89	25.00	25.00	11.74	I	43	07/31/89	.	24.00	12.70
I	43	04/28/89		27.00	10.90	I	43	08/01/89	35.00	23.00	12.45
I	43	04/29/89		18.00	9.83	I	43	08/02/89	33.00	22.00	12.53
I	43	04/30/89	36.00	33.00	8.80	I	43	08/03/89	34.00	19.00	11.66
I	43	05/01/89		35.00	9.90	I	43	08/04/89		23.00	12.35
I	43	05/02/89	47.00	43.00	9.78	I	43	08/05/89	.	16.00	11.71
I	43	05/03/89	34.00	53.00	10.02	I	43	08/06/89	37.00	25.00	10.93
I	43	05/04/89	49.00	48.00	10.00	I	43	08/07/89	.	29.00	11.11
I	43	05/05/89		7.00	12.43	I	43	08/08/89	50.00	31.00	11.94
I	43	05/06/89		40.00	10.00	I	43	08/09/89	51.00	27.00	10.62
I	43	05/07/89	29.00	43.00	9.05	I	43	08/10/89	51.00	34.00	10.51
I	43	05/08/89		46.00	8.86	I	43	08/11/89		28.00	11.70
I	43	05/09/89	38.00	43.00	9.15	I	43	08/12/89	.	32.00	13.45
I	43	05/10/89	46.00	49.00	8.50	I	43	08/13/89	43.00	36.00	12.44
I	43	05/11/89	47.00	50.00	8.81	I	43	08/14/89	.	33.00	12.11
I	43	05/12/89		48.00	10.83	I	43	08/15/89	38.00	25.00	12.44
I	43	05/13/89		53.00	8.95	I	43	08/16/89	38.00	33.00	13.55
I	43	05/14/89	27.00	39.00	8.95	I	43	08/17/89	36.00	27.00	13.95
I	43	05/15/89		45.00	10.44	I	43	08/18/89		24.00	13.19
I	43	05/16/89	38.00	48.00	10.04	I	43	08/19/89	.	28.00	7.12
I	43	05/17/89	38.00	45.00	11.19	I	43	08/20/89	33.00	30.00	13.12
I	43	05/18/89	25.00	40.00	11.49	I	43	08/21/89	.	24.00	9.64
I	43	05/19/89		35.00	13.32	I	43	08/22/89	26.00	21.00	11.70
I	43	05/20/89		32.00	11.23	I	43	08/23/89	23.00	20.00	10.61
I	43	05/21/89	31.00	41.00	11.64	I	43	08/24/89	22.00	29.00	8.42
I	43	05/22/89		35.00	12.10	I	43	08/25/89		33.00	12.59
I	43	05/23/89	35.00	31.00	11.84	I	43	08/26/89		45.00	9.76
I	43	05/24/89	39.00	29.00	10.92	I	43	08/27/89	31.00	24.00	10.35
I	43	05/25/89	35.00	26.00	11.21	I	43	08/28/89	.	21.00	12.85
I	43	05/26/89		30.00	10.52	I	43	08/29/89	33.00	20.00	10.37
I	43	05/27/89		28.00	9.97	I	43	08/30/89	31.00	21.00	12.65
I	43	05/28/89		31.00	9.90	I	43	08/31/89	30.00	19.00	12.25
I	43	05/29/89		32.00	9.48	I	43	09/01/89		16.00	11.34
I	43	05/30/89	28.00	33.00	9.15	I	43	09/02/89		21.00	11.01
I	43	05/31/89	29.00	40.00	9.80	I	43	09/03/89	.	21.00	12.53
I	43	06/01/89	27.00	36.00	9.65	I	43	09/04/89	32.00	19.00	11.33
I	43	06/02/89		37.00	12.13	I	43	09/05/89	31.00	21.00	12.27
I	43	06/03/89		35.00	12.35	I	43	09/06/89	38.00	24.00	10.88
I	43	06/04/89	25.00	39.00	13.75	I	43	09/07/89	43.00	25.00	10.69
I	43	06/05/89	.	32.00	15.21	I	43	09/08/89		10.00	14.01
I	43	06/06/89	33.00	33.00	14.21	I	43	09/09/89	.	17.00	14.31
I	43	06/07/89	39.00	42.00	14.82	I	43	09/10/89	.	21.00	12.90
I	43	06/08/89	36.00	49.00	13.75	I	43	09/11/89	31.00	20.00	9.15
I	43	06/09/89		35.00	15.32	I	43	09/12/89	42.00	21.00	12.22
I	43	06/10/89	.	45.00	13.46	I	43	09/13/89	33.00	29.00	12.39
I	43	06/11/89	32.00	45.00	15.18	I	43	09/14/89	30.00	22.00	12.58
I	43	06/12/89	.	48.00	12.91	I	43	09/15/89		24.00	12.93
I	43	06/13/89	39.00	44.00	13.99	I	43	09/16/89		17.00	10.51
I	43	06/14/89	28.00	49.00	13.60	I	43	09/17/89		18.00	11.86
I	43	06/15/89	41.00	57.00	13.76	I	43	09/18/89		14.00	12.02
I	43	06/16/89		50.00	13.62	I	43	09/19/89	19.00	51.00	11.84
I	43	06/17/89		46.00	12.48	I	43	09/20/89	14.00	16.00	13.58
I	43	06/18/89	32.00	51.00	12.17	I	43	09/21/89	26.00	20.00	10.85
I	43	06/19/89	.	59.00	12.94	I	43	09/22/89		21.00	13.69
I	43	06/20/89	37.00	47.00	13.51	I	43	09/23/89	.	16.00	15.29
I	43	06/21/89	40.00	56.00	12.54	I	43	09/24/89	23.00	19.00	13.61
I	43	06/22/89	41.00	51.00	12.77	I	43	09/25/89	.	22.00	14.87
I	43	06/23/89		56.00	14.67	I	43	09/26/89	23.00	23.00	14.30
I	43	06/24/89		54.00	14.11	I	43	09/27/89	20.00	14.00	14.15
I	43	06/25/89		52.00	13.51	I	43	09/28/89	22.00	18.00	14.09
I	43	06/26/89		40.00	15.87	I	43	09/29/89		18.00	12.60
I	43	06/27/89	31.00	36.00	14.97	I	43	09/30/89		14.00	11.68

Listing A 2

Raw Data Listing of Daily BOD, TSS, and Flow Data
Used in Calculations of Variabililty Factors

Proposed Subpart	Mill	Sampling Date	BOD Conc (mg/l)	TSS Conc (mg/l)	Flow (mgd)
I	43	10/01/89	17.00	14.00	12.01
I	43	10/02/89	.	15.00	11.79
I	43	10/03/89	21.00	19.00	12.12
I	43	10/04/89	21.00	14.00	11.53
I	43	10/05/89	24.00	17.00	12.91
I	43	10/06/89	.	16.00	13.66
I	43	10/07/89	.	13.00	13.92
I	43	10/08/89	17.00	10.00	11.46
I	43	10/09/89	.	13.00	12.27
I	43	10/10/89	19.00	10.00	12.27
I	43	10/11/89	18.00	14.00	13.51
I	43	10/12/89	16.00	15.00	10.91
I	43	10/13/89	.	18.00	13.19
I	43	10/14/89	.	19.00	12.79
I	43	10/15/89	16.00	12.00	12.83
I	43	10/16/89	.	15.00	
I	43	10/17/89	20.00	15.00	.
I	43	10/18/89	22.00	16.00	.
I	43	10/19/89	18.00	14.00	14.49
I	43	10/20/89	.	13.00	11.48
I	43	10/21/89	.	11.00	11.74
I	43	10/22/89	22.00	12.00	10.48
I	43	10/23/89	.	19.00	11.38
I	43	10/24/89	30.00	20.00	11.79
I	43	10/25/89	30.00	21.00	10.99
I	43	10/26/89	36.00	22.00	12.55
I	43	10/27/89	.	26.00	10.84
I	43	10/28/89	.	32.00	12.44
I	43	10/29/89	32.00	26.00	11.81
I	43	10/30/89	.	23.00	12.57
I	43	10/31/89	39.00	24.00	12.88
I	43	11/01/89	35.00	23.00	12.52
I	43	11/02/89	26.00	24.00	11.67
I	43	11/03/89	.	23.00	11.66
I	43	11/04/89	.	21.00	12.89
I	43	11/05/89	30.00	24.00	10.74
I	43	11/06/89	.	27.00	12.29
I	43	11/07/89	43.00	36.00	12.98
I	43	11/08/89	42.00	29.00	12.00
I	43	11/09/89	42.00	30.00	12.63
I	43	11/10/89	.	27.00	13.21
I	43	11/11/89	.	21.00	13.62
I	43	11/12/89	31.00	21.00	12.25
I	43	11/13/89		29.00	11.09
I	43	11/14/89	28.00	24.00	12.27
I	43	11/15/89	29.00	24.00	12.55
I	43	11/16/89	32.00	36.00	10.93
I	43	11/17/89	.	44.00	11.38
I	43	11/18/89	.	40.00	10.10
I	43	11/19/89	28.00	36.00	10.32
I	43	11/20/89	.	35.00	11.09
I	43	11/21/89	35.00	35.00	12.32
I	43	11/22/89	30.00	33.00	9.68
I	43	11/23/89	28.00	26.00	11.77
I	43	11/24/89	.	25.00	12.14
I	43	11/25/89	.	26.00	11.04
I	43	11/26/89	37.00	34.00	11.59
I	43	11/27/89	.	35.00	11.26
I	43	11/28/89	37.00	35.00	10.89
I	43	11/29/89	39.00	36.00	11.09
I	43	11/30/89	34.00	34.00	11.80
I	43	12/01/89	.	31.00	12.13
I	43	12/02/89	.	33.00	11.95
I	43	12/03/89	31.00	37.00	10.43
I	43	12/04/89	.	39.00	12.10
I	43	12/05/89	31.00	35.00	11.45
I	43	12/06/89	25.00	39.00	10.99
I	43	12/07/89	25.00	45.00	11.38
I	43	12/08/89		27.00	10.56
I	43	12/09/89	.	24.00	10.12
I	43	12/10/89	28.00	24.00	9.84
I	43	12/11/89	.	18.00	11.36
I	43	12/12/89	.	34.00	11.20
I	43	12/13/89	.	42.00	13.49
I	43	12/14/89	50.00	24.00	12.28
I	43	12/15/89	.	26.00	11.67
I	43	12/16/89	.	15.00	10.88
I	43	12/17/89	23.00	74.00	10.71
I	43	12/18/89	.	22.00	11.61
I	43	12/19/89	16.00	17.00	11.66
I	43	12/20/89	14.00	16.00	11.67
I	43	12/21/89	.	19.00	9.94
I	43	12/22/89	.	17.00	8.28
I	43	12/23/89	.	18.00	10.56
I	43	12/24/89	.	16.00	10.25
I	43	12/25/89	.	13.00	10.21
I	43	12/26/89		15.00	11.29
I	43	12/27/89	7.00	10.00	7.52
I	43	12/28/89	7.00	11.00	10.59
I	43	12/29/89	.	9.00	11.80
I	43	12/30/89		8.00	11.33
I	43	12/31/89	.	6.00	11.70
I	44	01/01/89	.	92.00	1.94
I	44	01/02/89	.	444.00	1.88
I	44	01/03/89	14.00	65.00	1.87
I	44	01/04/89	13.00	30.00	1.88
I	44	01/05/89	16.00	38.00	1.94
I	44	01/08/89	.		1.99
I	44	01/09/89		51.00	1.86
I	44	01/10/89	.	118.00	1.93
I	44	01/11/89	41.00	.	1.97
I	44	01/12/89	63.00	.	2.00
I	44	01/15/89	.	43.00	1.96
I	44	01/16/89	.	93.00	1.92
I	44	01/17/89	49.00	.	1.97
I	44	01/18/89	65.00	97.00	2.11
I	44	01/19/89	32.00	141.00	1.96
I	44	01/22/89	.	41.00	1.83
I	44	01/23/89	.	17.00	1.91
I	44	01/24/89	9.00	10.00	1.88
I	44	01/25/89	30.00	.	1.94
I	44	01/26/89	.	45.00	1.93
I	44	01/29/89		317.00	2.00
I	44	01/30/89	.	443.00	1.96
I	44	01/31/89			1.94
I	44	02/01/89	41.00	75.00	1.94
I	44	02/02/89	.	83.00	2.00
I	44	02/03/89	45.00		2.12
I	44	02/05/89		471.00	2.10
I	44	02/06/89			2.10
I	44	02/07/89	45.00	56.00	2.09
I	44	02/08/89	38.00	123.00	2.08
I	44	02/09/89			2.09
I	44	02/12/89	.	.	1.96
I	44	02/13/89		121.00	1.97
I	44	02/14/89	17.00	79.00	1.95
I	44	02/15/89	55.00	243.00	2.00
I	44	02/16/89	43.00	151.00	1.97
I	44	02/19/89	.	.	2.00
I	44	02/20/89		263.00	2.09
I	44	02/21/89	46.00	148.00	2.00
I	44	02/22/89	63.00	151.00	1.94
I	44	02/23/89	34.00	184.00	1.97
I	44	02/26/89	.	.	1.96
I	44	02/27/89		181.00	2.23
I	44	02/28/89	31.00	187.00	2.02
I	44	03/01/89	46.00	120.00	1.98
I	44	03/02/89	31.00		2.22
I	44	03/05/89		425.00	1.82
I	44	03/06/89		179.00	1.92
I	44	03/07/89	24.00	80.00	2.01
I	44	03/08/89	102.00	92.00	1.99
I	44	03/09/89	171.00	50.00	1.94
I	44	03/12/89	.	133.00	2.00
I	44	03/13/89		.	2.02
I	44	03/14/89	.	112.00	1.96
I	44	03/15/89	.	194.00	2.05
I	44	03/16/89	168.00	132.00	1.97
I	44	03/19/89		118.00	1.96
I	44	03/20/89	.	98.00	2.11
I	44	03/21/89	.	118.00	2.05
I	44	03/22/89	253.00	148.00	2.02
I	44	03/23/89	69.00	118.00	1.92
I	44	03/26/89		387.00	1.95
I	44	03/27/89	.	219.00	1.92
I	44	03/28/89	60.00	157.00	1.88
I	44	03/29/89	108.00	117.00	1.82
I	44	03/30/89	43.00	141.00	1.86
I	44	04/02/89	.	170.00	1.92
I	44	04/03/89	.	236.00	1.85
I	44	04/04/89	52.00	283.00	1.85
I	44	04/05/89	56.00	239.00	1.92
I	44	04/06/89	64.00	122.00	1.91
I	44	04/09/89	.	83.00	1.87
I	44	04/10/89	.	.	1.86
I	44	04/11/89	49.00	163.00	1.89
I	44	04/12/89	70.00	273.00	1.89
I	44	04/13/89		227.00	1.88
I	44	04/16/89		83.00	1.91
I	44	04/17/89		106.00	1.92
I	44	04/18/89	61.00	144.00	1.91
I	44	04/19/89	70.00	222.00	2.18
I	44	04/20/89	.	.	1.94
I	44	04/23/89		251.00	1.95
I	44	04/24/89	.	156.00	2.00
I	44	04/25/89	50.00	260.00	2.12
I	44	04/26/89	44.00	202.00	2.10
I	44	04/27/89	54.00	332.00	1.99
I	44	04/30/89		.	2.05
I	44	05/01/89		189.00	2.05
I	44	05/02/89	72.00	247.00	2.02
I	44	05/03/89	33.00	252.00	1.95
I	44	05/04/89	40.00	87.00	2.01
I	44	05/07/89		.	2.07
I	44	05/08/89	.	115.00	2.14
I	44	05/09/89	61.00	252.00	2.12
I	44	05/10/89	77.00	194.00	2.03
I	44	05/11/89	38.00	113.00	2.01
I	44	05/14/89		.	1.91
I	44	05/15/89		350.00	2.00

Listing A 2

Raw Data Listing of Daily BOD, TSS, and Flow Data
Used in Calculations of Variabililty Factors

Proposed Subpart	Mill	Sampling Date	BOD Conc (mg/l)	TSS Conc (mg/l)	Flow (mgd)
I	44	05/16/89	117.00	340.00	1.93
I	44	05/17/89	90.00	314.00	2.16
I	44	05/18/89	53.00	182.00	2.04
I	44	05/21/89	.	244.00	2.14
I	44	05/22/89	.	162.00	2.07
I	44	05/23/89	87.00	234.00	1.93
I	44	05/24/89		316.00	2.03
I	44	05/25/89	40.00		2.14
I	44	05/28/89		192.00	2.13
I	44	05/29/89	.	.	2.04
I	44	05/30/89	62.00	112.00	2.03
I	44	05/31/89			2.19
I	44	06/01/89	36.00	191.00	1.95
I	44	06/04/89		144.00	1.93
I	44	06/05/89			2.12
I	44	06/06/89	62.00	356.00	2.12
I	44	06/07/89	111.00		2.03
I	44	06/08/89			2.19
I	44	06/11/89		406.00	2.24
I	44	06/12/89			2.00
I	44	06/13/89	34.00		1.99
I	44	06/14/89	74.00	.	1.97
I	44	06/15/89	34.00	139.00	1.99
I	44	06/18/89	.	102.00	1.99
I	44	06/19/89	14.00	121.00	1.98
I	44	06/20/89		101.00	1.98
I	44	06/21/89	5.00	194.00	2.04
I	44	06/22/89	5.00		2.17
I	44	06/25/89		181.00	2.13
I	44	06/26/89	.	109.00	1.56
I	44	06/27/89	64.00	24.00	2.24
I	44	06/28/89	22.00	14.00	2.15
I	44	06/29/89	42.00	153.00	2.24
I	44	07/02/89		162.00	2.17
I	44	07/03/89		.	2.21
I	44	07/04/89	.	56.00	2.16
I	44	07/05/89	19.00	212.00	2.25
I	44	07/06/89	66.00	73.00	2.26
I	44	07/09/89	.	25.00	2.27
I	44	07/10/89		18.00	2.20
I	44	07/11/89	.	21.00	2.24
I	44	07/12/89	3.00	23.00	2.26
I	44	07/13/89	17.00	50.00	2.33
I	44	07/16/89	.	159.00	2.26
I	44	07/17/89			2.25
I	44	07/18/89	.	.	2.15
I	44	07/19/89	51.00	227.00	2.26
I	44	07/20/89	3.00	57.00	2.27
I	44	07/23/89		45.00	2.21
I	44	07/24/89	.	125.00	2.06
I	44	07/25/89	59.00	81.00	2.23
I	44	07/26/89	40.00	99.00	2.18
I	44	07/27/89	47.00	161.00	2.17
I	44	07/30/89		172.00	2.22
I	44	07/31/89	.	143.00	2.26
I	44	08/01/89	23.00	55.00	2.26
I	44	08/02/89	34.00		2.25
I	44	08/03/89	50.00	95.00	2.27
I	44	08/06/89		254.00	2.25
I	44	08/07/89	.	422.00	2.27
I	44	08/08/89	58.00	.	2.27
I	44	08/09/89	78.00	348.00	2.28
I	44	08/10/89		350.00	2.26
I	44	08/13/89		158.00	2.20
I	44	08/14/89		117.00	2.15
I	44	08/15/89		59.00	2.18
I	44	08/16/89	32.00		2.21
I	44	08/17/89	99.00	188.00	2.25
I	44	08/20/89			2.22
I	44	08/21/89			2.18
I	44	08/22/89		393.00	2.27
I	44	08/23/89	11.00	86.00	2.24
I	44	08/24/89	42.00	49.00	2.26
I	44	08/27/89		.	2.14
I	44	08/28/89		138.00	2.23
I	44	08/29/89	31.00	218.00	2.24
I	44	08/30/89	28.00	164.00	2.19
I	44	08/31/89	.		2.23
I	44	09/03/89		232.00	2.24
I	44	09/04/89		314.00	2.25
I	44	09/05/89		466.00	2.24
I	44	09/07/89	40.00		2.26
I	44	09/08/89	51.00		2.24
I	44	09/10/89	.		2.29
I	44	09/11/89	.	418.00	2.25
I	44	09/12/89	26.00	408.00	2.24
I	44	09/13/89	10.00		2.27
I	44	09/14/89	19.00		1.97
I	44	09/19/89	23.00		0.60
I	44	09/21/89	23.00	199.00	1.87
I	44	09/23/89		98.00	2.13
I	44	09/24/89	.	164.00	2.28
I	44	09/25/89		143.00	2.27
I	44	09/26/89		262.00	2.28
I	44	09/27/89	45.00	136.00	2.27

Proposed Subpart	Mill	Sampling Date	BOD Conc (mg/l)	TSS Conc (mg/l)	Flow (mgd)
I	44	09/28/89	42.00	95.00	2.25
I	44	10/01/89		241.00	2.26
I	44	10/02/89		245.00	2.28
I	44	10/03/89	39.00	151.00	2.24
I	44	10/04/89	32.00	152.00	2.27
I	44	10/05/89	49.00	185.00	2.27
I	44	10/08/89		214.00	2.27
I	44	10/09/89		103.00	2.26
I	44	10/10/89	6.00	36.00	2.26
I	44	10/11/89	28.00	105.00	2.27
I	44	10/12/89	13.00	142.00	2.25
I	44	10/15/89		125.00	2.28
I	44	10/16/89	.	.	2.27
I	44	10/17/89	15.00	237.00	2.29
I	44	10/18/89	11.00	61.00	2.25
I	44	10/19/89	21.00	194.00	2.29
I	44	10/20/89		190.00	2.27
I	44	10/22/89		147.00	2.28
I	44	10/23/89	.	149.00	2.26
I	44	10/24/89	26.00	57.00	2.27
I	44	10/25/89	13.00	123.00	2.35
I	44	10/26/89	25.00	167.00	2.27
I	44	10/29/89		124.00	2.29
I	44	10/30/89	.	138.00	2.26
I	44	10/31/89	38.00	231.00	2.24
I	44	11/01/89	17.00	166.00	2.51
I	44	11/02/89	38.00	112.00	2.26
I	44	11/05/89		36.00	2.26
I	44	11/06/89	.		2.27
I	44	11/07/89	38.00	.	2.25
I	44	11/08/89	27.00	236.00	2.27
I	44	11/09/89		.	2.25
I	44	11/10/89		175.00	2.27
I	44	11/12/89		104.00	2.27
I	44	11/13/89		42.00	2.29
I	44	11/14/89	13.00	90.00	2.26
I	44	11/15/89	23.00	239.00	2.32
I	44	11/16/89			2.26
I	44	11/19/89		76.00	2.27
I	44	11/20/89	.	50.00	2.23
I	44	11/21/89	19.00	83.00	2.27
I	44	11/22/89	26.00	176.00	2.26
I	44	11/23/89		150.00	2.27
I	44	11/26/89		132.00	2.26
I	44	11/27/89	.	62.00	2.23
I	44	11/28/89	20.00	69.00	2.22
I	44	11/29/89	15.00	64.00	2.46
I	44	11/30/89	30.00	132.00	2.24
I	44	12/03/89		320.00	2.25
I	44	12/04/89			2.25
I	44	12/05/89	9.00	133.00	1.96
I	44	12/06/89	19.00	158.00	2.14
I	44	12/07/89	17.00	150.00	2.23
I	44	12/10/89		68.00	2.26
I	44	12/11/89		71.00	2.27
I	44	12/12/89	5.00	37.00	2.19
I	44	12/13/89	4.00	20.00	2.09
I	44	12/14/89	4.00	25.00	2.20
I	44	12/17/89	.	45.00	2.10
I	44	12/18/89		74.00	2.22
I	44	12/19/89		29.00	2.18
I	44	12/20/89	3.00	177.00	2.20
I	44	12/21/89	12.00	57.00	2.17
I	44	12/24/89		62.00	1.78
I	44	12/25/89		58.00	1.62
I	44	12/26/89	12.00	30.00	2.05
I	44	12/27/89	9.00	26.00	2.13
I	44	12/28/89		46.00	2.17
I	44	12/31/89		118.00	2.19
J	45	01/01/89		180.00	0.14
J	45	01/02/89	140.00	172.00	0.18
J	45	01/03/89		.	0.26
J	45	01/04/89	110.00	232.00	0.37
J	45	01/05/89	120.00	216.00	0.21
J	45	01/06/89	.		0.26
J	45	01/07/89		.	0.14
J	45	01/08/89		84.00	0.12
J	45	01/09/89	70.00	40.00	0.18
J	45	01/10/89			0.19
J	45	01/11/89	100.00	240.00	0.14
J	45	01/12/89	160.00	404.00	0.21
J	45	01/13/89			0.16
J	45	01/14/89	.	104.00	0.21
J	45	01/15/89	.	408.00	0.17
J	45	01/16/89	90.00	284.00	0.16
J	45	01/17/89			0.21
J	45	01/18/89	87.00	282.00	0.16
J	45	01/19/89	120.00	212.00	0.17
J	45	01/20/89		.	0.21
J	45	01/21/89		278.00	0.17
J	45	01/22/89		248.00	0.16
J	45	01/23/89	140.00	124.00	0.11
J	45	01/24/89	.		0.15
J	45	01/25/89	140.00	240.00	0.20
J	45	01/26/89	160.00	256.00	0.26

Listing A 2

Raw Data Listing of Daily BOD, TSS, and Flow Data
Used in Calculations of Variabililty Factors

Proposed Subpart	Mill	Sampling Date	BOD Conc (mg/l)	TSS Conc (mg/l)	Flow (mgd)
J	45	01/27/89	.	.	0.31
J	45	01/28/89	.	292.00	0.26
J	45	01/29/89	.	392.00	0.26
J	45	01/30/89	80.00	228.00	0.19
J	45	01/31/89	.	.	0.13
J	45	02/01/89	.	208.00	0.16
J	45	02/02/89	70.00	228.00	0.18
J	45	02/03/89	.	.	0.20
J	45	02/04/89	.	404.00	0.27
J	45	02/05/89	.	380.00	0.18
J	45	02/06/89	60.00	396.00	0.17
J	45	02/07/89	.	.	0.19
J	45	02/08/89	80.00	408.00	0.14
J	45	02/09/89	90.00	60.00	0.13
J	45	02/11/89	.	372.00	0.16
J	45	02/12/89		.	0.19
J	45	02/13/89	110.00	248.00	0.17
J	45	02/14/89	.	.	0.20
J	45	02/15/89	140.00	284.00	0.19
J	45	02/16/89	90.00	325.00	0.27
J	45	02/17/89	.	.	0.23
J	45	02/18/89	.	412.00	0.26
J	45	02/19/89		164.00	0.17
J	45	02/20/89	100.00	24.00	0.19
J	45	02/21/89	.	.	0.18
J	45	02/22/89	140.00	8.00	0.17
J	45	02/23/89	90.00	308.00	0.16
J	45	02/24/89	.	.	0.16
J	45	02/25/89		288.00	0.18
J	45	02/26/89	.	216.00	0.14
J	45	02/27/89	80.00	212.00	0.12
J	45	02/28/89	.	.	0.13
J	45	03/01/89	80.00	160.00	0.18
J	45	03/02/89	60.00	148.00	0.16
J	45	03/03/89	.	.	0.17
J	45	03/04/89	.	120.00	0.16
J	45	03/05/89	.	396.00	0.16
J	45	03/06/89	50.00	312.00	0.11
J	45	03/07/89	.	120.00	0.18
J	45	03/08/89	80.00	100.00	0.20
J	45	03/09/89	30.00	12.00	0.25
J	45	03/10/89		.	0.21
J	45	03/11/89	.	200.00	0.30
J	45	03/12/89	.	148.00	0.24
J	45	03/13/89	80.00	88.00	0.10
J	45	03/14/89	.	.	0.19
J	45	03/15/89	55.00	100.00	0.22
J	45	03/16/89	75.00	92.00	0.20
J	45	03/17/89	.	.	0.28
J	45	03/18/89	.	328.00	0.26
J	45	03/19/89	.	112.00	0.23
J	45	03/20/89	90.00	60.00	0.51
J	45	03/21/89	.	.	0.36
J	45	03/22/89	200.00	80.00	0.33
J	45	03/23/89	160.00	80.00	0.11
J	45	03/24/89	.	168.00	0.26
J	45	03/25/89	.	144.00	0.15
J	45	03/26/89	.	52.00	0.16
J	45	03/27/89	55.00	88.00	0.16
J	45	03/28/89	.	.	0.27
J	45	03/29/89	60.00	140.00	0.26
J	45	03/30/89	70.00	216.00	0.30
J	45	03/31/89			0.18
J	45	04/01/89	.	56.00	0.16
J	45	04/02/89		68.00	0.13
J	45	04/03/89	110.00	120.00	0.15
J	45	04/04/89	.	.	0.11
J	45	04/05/89	100.00	128.00	0.23
J	45	04/06/89	130.00	114.00	0.21
J	45	04/07/89		.	0.27
J	45	04/08/89		116.00	0.30
J	45	04/09/89	.	104.00	0.16
J	45	04/10/89	.	68.00	0.15
J	45	04/11/89		.	0.14
J	45	04/12/89	60.00	308.00	0.18
J	45	04/13/89	60.00	204.00	0.20
J	45	04/14/89	.	.	0.18
J	45	04/15/89	.	140.00	0.19
J	45	04/16/89	.	232.00	0.15
J	45	04/17/89	15.00	.	0.22
J	45	04/18/89	.	.	0.24
J	45	04/19/89	12.00	232.00	0.17
J	45	04/20/89	93.00	324.00	0.14
J	45	04/21/89	.	.	0.23
J	45	04/22/89	.	220.00	0.29
J	45	04/23/89	.	132.00	0.24
J	45	04/24/89	65.00	96.00	0.18
J	45	04/25/89	.	172.00	0.19
J	45	04/26/89	18.00	108.00	0.21
J	45	04/27/89	15.00	132.00	0.12
J	45	04/28/89	.	.	0.24
J	45	04/29/89	.	142.00	0.08
J	45	04/30/89	.	84.00	0.15
J	45	05/01/89	75.00	76.00	0.18
J	45	05/02/89		.	0.15
J	45	05/03/89	20.00	184.00	0.16
J	45	05/04/89	65.00	192.00	0.14
J	45	05/05/89	.	.	0.11
J	45	05/06/89		68.00	0.15
J	45	05/07/89	.	100.00	0.19
J	45	05/08/89	90.00	32.00	0.26
J	45	05/09/89	.	72.00	0.32
J	45	05/10/89	80.00	92.00	0.24
J	45	05/11/89	130.00	104.00	0.16
J	45	05/12/89		.	0.14
J	45	05/13/89		112.00	0.43
J	45	05/14/89		100.00	0.30
J	45	05/15/89	90.00	72.00	0.21
J	45	05/16/89	.		0.15
J	45	05/17/89	54.00	72.00	0.09
J	45	05/18/89	40.00	68.00	0.36
J	45	05/19/89	.	.	0.34
J	45	05/20/89		.	0.30
J	45	05/21/89			0.14
J	45	05/22/89	70.00	92.00	0.07
J	45	05/23/89	.	64.00	0.14
J	45	05/24/89	60.00	88.00	0.23
J	45	05/25/89	100.00	64.00	0.08
J	45	05/26/89		136.00	0.11
J	45	05/27/89		60.00	0.11
J	45	05/28/89		72.00	0.16
J	45	05/29/89	54.00	60.00	0.30
J	45	05/30/89	.	.	0.33
J	45	05/31/89	50.00	40.00	0.37
J	45	06/01/89	100.00	84.00	0.23
J	45	06/02/89	.	.	0.11
J	45	06/03/89	.	48.00	0.19
J	45	06/04/89	.	32.00	0.15
J	45	06/05/89	100.00	76.00	0.10
J	45	06/06/89		.	0.11
J	45	06/07/89	33.00	44.00	0.15
J	45	06/08/89	85.00	48.00	0.22
J	45	06/09/89	.	60.00	0.21
J	45	06/10/89		68.00	0.13
J	45	06/11/89		84.00	0.35
J	45	06/12/89	140.00	72.00	0.16
J	45	06/13/89	.	68.00	0.08
J	45	06/14/89	120.00	100.00	0.12
J	45	06/15/89	100.00	80.00	0.24
J	45	06/16/89		92.00	0.34
J	45	06/17/89	.	64.00	0.29
J	45	06/18/89		100.00	0.27
J	45	06/19/89	90.00	108.00	0.15
J	45	06/20/89	.	84.00	0.12
J	45	06/21/89	60.00	100.00	0.19
J	45	06/22/89	70.00	36.00	0.18
J	45	06/23/89	.	60.00	0.13
J	45	06/24/89	.	60.00	0.12
J	45	06/25/89	.	52.00	0.10
J	45	06/26/89	80.00	48.00	0.11
J	45	06/27/89	.	64.00	0.15
J	45	06/28/89	60.00	64.00	0.36
J	45	06/29/89	40.00	100.00	0.34
J	45	06/30/89	.	140.00	0.36
J	45	07/01/89	.	100.00	0.17
J	45	07/02/89	.	112.00	0.18
J	45	07/03/89	60.00	84.00	0.12
J	45	07/04/89		60.00	0.14
J	45	07/05/89	30.00	64.00	0.27
J	45	07/06/89	90.00	60.00	0.23
J	45	07/07/89	.	80.00	0.17
J	45	07/08/89		148.00	0.14
J	45	07/09/89	.	248.00	0.17
J	45	07/10/89	60.00	204.00	0.26
J	45	07/11/89	.	168.00	0.12
J	45	07/12/89	34.00	112.00	0.10
J	45	07/13/89	36.00	92.00	0.17
J	45	07/14/89	.	72.00	0.26
J	45	07/15/89		84.00	0.20
J	45	07/16/89		52.00	0.15
J	45	07/17/89	60.00	48.00	0.30
J	45	07/18/89	.	56.00	0.24
J	45	07/19/89	150.00	48.00	0.20
J	45	07/20/89		72.00	0.21
J	45	07/21/89	.	84.00	0.20
J	45	07/22/89		196.00	0.10
J	45	07/23/89		236.00	0.17
J	45	07/24/89	120.00	334.00	0.43
J	45	07/25/89		244.00	0.20
J	45	07/26/89		248.00	0.15
J	45	07/27/89	60.00	188.00	0.14
J	45	07/28/89	.	108.00	0.17
J	45	07/29/89		132.00	0.20
J	45	07/30/89	.	76.00	0.35
J	45	07/31/89	60.00	100.00	0.21
J	45	08/01/89	.	104.00	0.18
J	45	08/02/89	60.00	120.00	0.22
J	45	08/03/89	70.00	136.00	0.28
J	45	08/04/89	.	144.00	0.19
J	45	08/05/89		100.00	0.18

Listing A 2

Raw Data Listing of Daily BOD, TSS, and Flow Data
Used in Calculations of Variability Factors

Proposed Subpart	Mill	Sampling Date	BOD Conc (mg/l)	TSS Conc (mg/l)	Flow (mgd)	Proposed Subpart	Mill	Sampling Date	BOD Conc (mg/l)	TSS Conc (mg/l)	Flow (mgd)
J	45	08/06/89		80.00	0.12	J	45	11/09/89	85.00	168.00	0.29
J	45	08/07/89	20.00	80.00	0.15	J	45	11/10/89		.	0.19
J	45	08/08/89	.	84.00	0.18	J	45	11/11/89		160.00	0.19
J	45	08/09/89	12.00	92.00	0.19	J	45	11/12/89	.	132.00	0.31
J	45	08/10/89	22.00	48.00	0.21	J	45	11/13/89	40.00	.	0.22
J	45	08/11/89		100.00	0.25	J	45	11/14/89			0.24
J	45	08/12/89		116.00	0.17	J	45	11/15/89			0.31
J	45	08/13/89	.	100.00	0.18	J	45	11/16/89	75.00	52.00	0.23
J	45	08/14/89	21.00	80.00	0.17	J	45	11/17/89		.	0.26
J	45	08/15/89		96.00	0.33	J	45	11/18/89		148.00	0.22
J	45	08/16/89	100.00	96.00	0.06	J	45	11/19/89		168.00	0.18
J	45	08/17/89	27.00	72.00	0.16	J	45	11/20/89	35.00		0.14
J	45	08/18/89		80.00	0.12	J	45	11/21/89			0.13
J	45	08/19/89	.	64.00	0.28	J	45	11/22/89	60.00		0.19
J	45	08/20/89	.	152.00	0.21	J	45	11/23/89	80.00	132.00	0.19
J	45	08/21/89	42.00	140.00	0.25	J	45	11/24/89		44.00	0.33
J	45	08/22/89	.	120.00	0.23	J	45	11/25/89		244.00	0.29
J	45	08/23/89	65.00		0.32	J	45	11/26/89		100.00	0.25
J	45	08/24/89	75.00	144.00	0.22	J	45	11/27/89	160.00		0.13
J	45	08/25/89	.		0.25	J	45	11/28/89			0.18
J	45	08/26/89	.	100.00	0.27	J	45	11/29/89	160.00	116.00	0.18
J	45	08/27/89		.	0.17	J	45	11/30/89	41.00		0.16
J	45	08/28/89	70.00	156.00	0.26	J	45	12/01/89			0.14
J	45	08/29/89	.		0.19	J	45	12/02/89		84.00	0.18
J	45	08/30/89	96.00	256.00	0.17	J	45	12/03/89		80.00	0.17
J	45	08/31/89	60.00	232.00	0.21	J	45	12/04/89	.		0.23
J	45	09/01/89	.	148.00	0.24	J	45	12/05/89	.		0.16
J	45	09/02/89		140.00	0.15	J	45	12/06/89	60.00	56.00	0.24
J	45	09/03/89		76.00	0.14	J	45	12/07/89		112.00	0.37
J	45	09/04/89		88.00	0.17	J	45	12/08/89			0.25
J	45	09/05/89	.	76.00	0.16	J	45	12/09/89		156.00	0.38
J	45	09/06/89	50.00	68.00	0.36	J	45	12/10/89		.	0.28
J	45	09/07/89	45.00	92.00	0.34	J	45	12/11/89	33.00	128.00	0.27
J	45	09/08/89		96.00	0.17	J	45	12/12/89			0.31
J	45	09/09/89		52.00	0.19	J	45	12/13/89	40.00		0.34
J	45	09/10/89		68.00	0.17	J	45	12/14/89	30.00		0.23
J	45	09/11/89	30.00		0.17	J	45	12/15/89			0.14
J	45	09/12/89		72.00	0.37	J	45	12/16/89		56.00	0.21
J	45	09/13/89	40.00	56.00	0.36	J	45	12/17/89		48.00	0.28
J	45	09/14/89	45.00	56.00	0.03	J	45	12/18/89	45.00	60.00	0.19
J	45	09/15/89			0.19	J	45	12/19/89		60.00	0.20
J	45	09/16/89		40.00	0.17	J	45	12/20/89	60.00	36.00	0.21
J	45	09/17/89		84.00	0.16	J	45	12/21/89	45.00	80.00	0.20
J	45	09/18/89	70.00		0.14	J	45	12/22/89		48.00	0.33
J	45	09/19/89			0.21	J	45	12/23/89		40.00	0.46
J	45	09/20/89	50.00		0.26	J	45	12/24/89		28.00	0.05
J	45	09/21/89	45.00	40.00	0.20	J	45	12/25/89			0.03
J	45	09/22/89			0.22	J	45	12/26/89			0.35
J	45	09/23/89		36.00	0.16	J	45	12/27/89	25.00	32.00	0.37
J	45	09/24/89	.	56.00	0.19	J	45	12/28/89	40.00	60.00	0.35
J	45	09/25/89	.		0.23	J	45	12/29/89	.	28.00	0.43
J	45	09/26/89			0.52	J	45	12/30/89	.	20.00	0.21
J	45	09/27/89	60.00	72.00	0.43	J	45	12/31/89		28.00	0.19
J	45	09/28/89	90.00	64.00	0.30	J	46	01/01/89		.	2.39
J	45	09/29/89		88.00	0.34	J	46	01/02/89		168.00	2.32
J	45	09/30/89			0.26	J	46	01/03/89		60.00	1.80
J	45	10/01/89		100.00	0.18	J	46	01/04/89		124.00	2.04
J	45	10/02/89	10.00	80.00	0.34	J	46	01/05/89	60.00	128.00	2.08
J	45	10/03/89	.		0.20	J	46	01/06/89		96.00	1.81
J	45	10/04/89	23.00	92.00	0.23	J	46	01/07/89		308.00	1.82
J	45	10/05/89	14.00	144.00	0.24	J	46	01/08/89		.	1.80
J	45	10/06/89		.	0.22	J	46	01/09/89	67.00	92.00	1.84
J	45	10/07/89		44.00	0.28	J	46	01/10/89		112.00	1.87
J	45	10/08/89	.		0.27	J	46	01/11/89		152.00	1.68
J	45	10/09/89	26.00	72.00	0.27	J	46	01/12/89	66.00	120.00	1.81
J	45	10/10/89		56.00	0.34	J	46	01/13/89		244.00	1.76
J	45	10/11/89	45.00	72.00	0.36	J	46	01/14/89		224.00	1.80
J	45	10/12/89	32.00	108.00	0.23	J	46	01/15/89	.	.	1.65
J	45	10/13/89		.	0.25	J	46	01/16/89	66.00	232.00	1.64
J	45	10/14/89	.	84.00	0.20	J	46	01/17/89		168.00	1.67
J	45	10/15/89	.	96.00	0.26	J	46	01/18/89	.	200.00	1.67
J	45	10/16/89	45.00		0.20	J	46	01/19/89	55.00	140.00	1.63
J	45	10/17/89	.		0.38	J	46	01/20/89		232.00	1.69
J	45	10/18/89	50.00	28.00	0.37	J	46	01/21/89		184.00	1.64
J	45	10/19/89	130.00		0.21	J	46	01/22/89	.	.	1.61
J	45	10/20/89			0.24	J	46	01/23/89	77.00	236.00	1.63
J	45	10/21/89		68.00	0.26	J	46	01/24/89		212.00	1.71
J	45	10/22/89		68.00	0.24	J	46	01/25/89		128.00	1.86
J	45	10/23/89	60.00	76.00	0.38	J	46	01/26/89	58.00	72.00	1.90
J	45	10/24/89			0.26	J	46	01/27/89		148.00	1.85
J	45	10/25/89	60.00	60.00	0.20	J	46	01/28/89		56.00	1.87
J	45	10/26/89	35.00	112.00	0.17	J	46	01/29/89			1.67
J	45	10/27/89	.		0.26	J	46	01/30/89	63.00	160.00	1.72
J	45	10/28/89	.	76.00	0.27	J	46	01/31/89		128.00	1.68
J	45	10/29/89		104.00	0.32	J	46	02/01/89		132.00	1.66
J	45	10/30/89	80.00		0.32	J	46	02/02/89	78.00	120.00	1.67
J	45	10/31/89	.		0.33	J	46	02/03/89		164.00	1.77
J	45	11/01/89	100.00	72.00	0.24	J	46	02/04/89		164.00	1.74
J	45	11/02/89	80.00	76.00	0.17	J	46	02/05/89			1.78
J	45	11/03/89			0.24	J	46	02/06/89	90.00	164.00	1.73
J	45	11/04/89		102.00	0.20	J	46	02/07/89		140.00	1.73
J	45	11/05/89	.	108.00	0.14	J	46	02/08/89	.	148.00	1.72
J	45	11/06/89	70.00	104.00	0.20	J	46	02/09/89		264.00	1.77
J	45	11/07/89	.		0.23	J	46	02/10/89	96.00	80.00	1.67
J	45	11/08/89	80.00	84.00	0.22	J	46	02/11/89		200.00	1.71

Listing A 2

Raw Data Listing of Daily BOD, TSS, and Flow Data
Used in Calculations of Variabililty Factors

Proposed Subpart	Mill	Sampling Date	BOD Conc (mg/l)	TSS Conc (mg/l)	Flow (mgd)
J	46	02/12/89	.	.	1.73
J	46	02/13/89	101.00	236.00	1.84
J	46	02/14/89	.	136.00	1.84
J	46	02/15/89	.	112.00	2.03
J	46	02/16/89	55.00	140.00	1.93
J	46	02/17/89	.	140.00	1.87
J	46	02/18/89	.	164.00	1.78
J	46	02/19/89	.	.	1.80
J	46	02/20/89	58.00	140.00	1.94
J	46	02/21/89	.	152.00	1.96
J	46	02/22/89	.	120.00	1.73
J	46	02/23/89	69.00	132.00	1.57
J	46	02/24/89	.	140.00	1.88
J	46	02/25/89	.	92.00	1.92
J	46	02/26/89	.	.	2.08
J	46	02/27/89	77.00	60.00	2.15
J	46	02/28/89	.	184.00	2.00
J	46	03/01/89	.	184.00	2.01
J	46	03/02/89	92.00	180.00	2.01
J	46	03/03/89	.	185.00	1.87
J	46	03/04/89	.	240.00	1.83
J	46	03/05/89	.	.	2.07
J	46	03/06/89	113.00	120.00	1.94
J	46	03/07/89	.	176.00	1.91
J	46	03/08/89	.	180.00	1.87
J	46	03/09/89	77.00	180.00	1.75
J	46	03/10/89	.	108.00	1.79
J	46	03/11/89	.	112.00	1.91
J	46	03/12/89	.	.	1.90
J	46	03/13/89	81.00	144.00	1.93
J	46	03/14/89	.	116.00	1.89
J	46	03/15/89	.	108.00	1.74
J	46	03/16/89	90.00	128.00	1.75
J	46	03/17/89	.	140.00	1.79
J	46	03/18/89	.	112.00	1.82
J	46	03/19/89	.	.	1.79
J	46	03/20/89	81.00	140.00	1.96
J	46	03/21/89	.	136.00	1.92
J	46	03/22/89	.	88.00	2.14
J	46	03/23/89	47.00	124.00	2.04
J	46	03/24/89	.	88.00	1.98
J	46	03/25/89	.	72.00	1.93
J	46	03/26/89	.	.	1.92
J	46	03/27/89	41.00	52.00	1.78
J	46	03/28/89	.	132.00	2.39
J	46	03/29/89	53.00	80.00	2.59
J	46	03/30/89	.	92.00	2.14
J	46	03/31/89	65.00	88.00	2.10
J	46	04/01/89	.	120.00	1.88
J	46	04/02/89	.		1.93
J	46	04/03/89	52.00	104.00	1.93
J	46	04/04/89	.	112.00	2.03
J	46	04/05/89	55.00	108.00	1.66
J	46	04/06/89	.	104.00	1.80
J	46	04/07/89	72.00	120.00	1.85
J	46	04/08/89	.	88.00	1.83
J	46	04/09/89	.	.	1.75
J	46	04/10/89	64.00	84.00	1.74
J	46	04/11/89	.	96.00	2.05
J	46	04/12/89	83.00	104.00	1.99
J	46	04/13/89	.	108.00	1.82
J	46	04/14/89	79.00	96.00	1.62
J	46	04/15/89	.	92.00	1.66
J	46	04/16/89	.	.	1.72
J	46	04/17/89	72.00	104.00	2.07
J	46	04/18/89	.	84.00	2.48
J	46	04/19/89	41.00	84.00	2.20
J	46	04/20/89	.	120.00	2.65
J	46	04/21/89	46.00	112.00	2.11
J	46	04/22/89	.	184.00	1.84
J	46	04/23/89	.	.	1.58
J	46	04/24/89	88.00	116.00	1.48
J	46	04/25/89	.	136.00	1.75
J	46	04/26/89	92.00	168.00	1.64
J	46	04/27/89	.	172.00	1.62
J	46	04/28/89	90.00	112.00	1.66
J	46	04/29/89	.	152.00	1.93
J	46	04/30/89	.	.	1.68
J	46	05/01/89	110.00	248.00	1.73
J	46	05/02/89	.	172.00	1.76
J	46	05/03/89	99.00	164.00	2.71
J	46	05/04/89	.	140.00	3.06
J	46	05/05/89	50.00	124.00	1.54
J	46	05/06/89	.	160.00	2.82
J	46	05/07/89	.	.	2.02
J	46	05/08/89	57.00	108.00	0.61
J	46	05/09/89	.	96.00	1.96
J	46	05/10/89	48.00	92.00	0.66
J	46	05/11/89	.	88.00	2.08
J	46	05/12/89	51.00	156.00	0.51
J	46	05/13/89	.	96.00	3.20
J	46	05/14/89	.		2.23
J	46	05/15/89	46.00	76.00	0.18
J	46	05/16/89	.	124.00	2.71
J	46	05/17/89	32.00	72.00	0.09
J	46	05/18/89		72.00	1.76
J	46	05/19/89	34.00	108.00	0.67
J	46	05/20/89		100.00	1.17
J	46	05/21/89	.	.	1.36
J	46	05/22/89	40.00	72.00	0.18
J	46	05/23/89		152.00	1.62
J	46	05/24/89	32.00	40.00	0.68
J	46	05/25/89	.	108.00	2.21
J	46	05/26/89	35.00	60.00	2.11
J	46	05/27/89		48.00	1.72
J	46	05/28/89		.	1.70
J	46	05/29/89	33.00	64.00	1.79
J	46	05/30/89	.	84.00	2.15
J	46	05/31/89	20.00	20.00	2.12
J	46	06/01/89		52.00	2.27
J	46	06/02/89	44.00	50.00	1.66
J	46	06/03/89		96.00	2.51
J	46	06/04/89		.	2.12
J	46	06/05/89	26.00	44.00	2.04
J	46	06/06/89		44.00	1.93
J	46	06/07/89	26.00	56.00	1.80
J	46	06/08/89		62.00	1.72
J	46	06/09/89	36.00	56.00	2.25
J	46	06/10/89		64.00	2.00
J	46	06/11/89		.	1.79
J	46	06/12/89	32.00	44.00	2.09
J	46	06/13/89		50.00	2.07
J	46	06/14/89	51.00	72.00	2.69
J	46	06/15/89	.	34.00	2.16
J	46	06/16/89	58.00	64.00	2.05
J	46	06/17/89		36.00	1.70
J	46	06/18/89			1.60
J	46	06/19/89	42.00	24.00	1.83
J	46	06/20/89	.	22.00	2.20
J	46	06/21/89	41.00	18.00	1.17
J	46	06/22/89		48.00	2.61
J	46	06/23/89	30.00	68.00	0.88
J	46	06/24/89	.	44.00	2.03
J	46	06/25/89			1.81
J	46	06/26/89	29.00	16.00	1.24
J	46	06/27/89		104.00	3.10
J	46	06/28/89	27.00	84.00	1.58
J	46	06/29/89		26.00	1.93
J	46	06/30/89	24.00	36.00	1.27
J	46	07/01/89		30.00	1.53
J	46	07/02/89	.	.	1.71
J	46	07/03/89	36.00	52.00	1.76
J	46	07/04/89	.	62.00	2.05
J	46	07/05/89	40.00	68.00	1.81
J	46	07/06/89	.	22.00	1.66
J	46	07/07/89	34.00	50.00	1.55
J	46	07/08/89	.	48.00	1.54
J	46	07/09/89	.	.	1.66
J	46	07/10/89	29.00	34.00	1.70
J	46	07/11/89		12.00	1.65
J	46	07/12/89	29.00	48.00	1.69
J	46	07/13/89	.	26.00	1.62
J	46	07/14/89	28.00	24.00	1.63
J	46	07/15/89		32.00	1.68
J	46	07/16/89	.	.	1.54
J	46	07/17/89	30.00	36.00	1.60
J	46	07/18/89	.	46.00	2.31
J	46	07/19/89	43.00	38.00	2.51
J	46	07/20/89	.	44.00	2.18
J	46	07/21/89	40.00	50.00	1.58
J	46	07/22/89		78.00	0.63
J	46	07/23/89	.	.	0.18
J	46	07/24/89	5.00	48.00	0.60
J	46	07/25/89	.	132.00	2.20
J	46	07/26/89	28.00	70.00	2.54
J	46	07/27/89	.	38.00	2.26
J	46	07/28/89	19.00	24.00	1.90
J	46	07/29/89	.	44.00	1.70
J	46	07/30/89	.	.	1.82
J	46	07/31/89	20.00	20.00	1.89
J	46	08/01/89		14.00	1.97
J	46	08/02/89	23.00	38.00	1.32
J	46	08/03/89		18.00	1.39
J	46	08/04/89	22.00	30.00	1.72
J	46	08/05/89		56.00	1.89
J	46	08/06/89		.	1.72
J	46	08/07/89	24.00	24.00	1.68
J	46	08/08/89	.	36.00	1.61
J	46	08/09/89	20.00	22.00	1.55
J	46	08/10/89	.	34.00	1.53
J	46	08/11/89	25.00	40.00	1.56
J	46	08/12/89		28.00	1.62
J	46	08/13/89		.	1.89
J	46	08/14/89	22.00	44.00	2.35
J	46	08/15/89	.	16.00	2.45
J	46	08/16/89	13.00	6.00	2.01
J	46	08/17/89		50.00	1.78
J	46	08/18/89	28.00	22.00	1.70
J	46	08/19/89		28.00	1.77
J	46	08/20/89			1.90

Listing A 2

Raw Data Listing of Daily BOD, TSS, and Flow Data
Used in Calculations of Variabililty Factors

Proposed Subpart	Mill	Sampling Date	BOD Conc (mg/l)	TSS Conc (mg/l)	Flow (mgd)	Proposed Subpart	Mill	Sampling Date	BOD Conc (mg/l)	TSS Conc (mg/l)	Flow (mgd)
J	46	08/21/89	19.00	26.00	2.14	J	46	11/24/89	20.00	22.00	1.89
J	46	08/22/89	.	18.00	2.11	J	46	11/25/89		38.00	1.93
J	46	08/23/89	28.00	24.00	2.12	J	46	11/26/89			2.26
J	46	08/24/89	.	10.00	1.88	J	46	11/27/89	19.00	24.00	1.95
J	46	08/25/89	24.00	16.00	1.79	J	46	11/28/89		14.00	1.87
J	46	08/26/89		34.00	1.66	J	46	11/29/89	21.00	34.00	1.85
J	46	08/27/89	.		1.72	J	46	11/30/89		20.00	1.91
J	46	08/28/89	22.00	10.00	1.72	J	46	12/01/89	21.00	28.00	1.93
J	46	08/29/89	.	64.00	1.83	J	46	12/02/89		28.00	2.00
J	46	08/30/89	21.00	12.00	1.80	J	46	12/03/89			1.98
J	46	08/31/89		8.00	1.62	J	46	12/04/89	24.00	24.00	2.01
J	46	09/01/89	25.00	46.00	1.67	J	46	12/05/89	.	32.00	2.14
J	46	09/02/89	.	32.00	1.66	J	46	12/06/89	23.00	26.00	2.21
J	46	09/03/89	.		1.32	J	46	12/07/89	.	14.00	2.22
J	46	09/04/89	13.00	8.00	1.19	J	46	12/08/89	25.00	46.00	2.15
J	46	09/05/89		48.00	1.22	J	46	12/09/89		40.00	2.01
J	46	09/06/89	25.00	30.00	1.35	J	46	12/10/89		.	1.92
J	46	09/07/89	.	8.00	1.84	J	46	12/11/89	30.00	46.00	1.95
J	46	09/08/89	25.00	36.00	2.47	J	46	12/12/89	.	74.00	2.30
J	46	09/09/89		12.00	2.31	J	46	12/13/89	33.00	50.00	1.88
J	46	09/10/89		.	2.14	J	46	12/14/89		44.00	1.78
J	46	09/11/89	15.00	12.00	2.12	J	46	12/15/89	32.00	52.00	1.93
J	46	09/12/89	.	20.00	2.01	J	46	12/16/89		42.00	1.83
J	46	09/13/89	20.00	8.00	1.90	J	46	12/17/89			1.81
J	46	09/14/89	.	6.00	2.09	J	46	12/18/89	35.00	64.00	1.84
J	46	09/15/89	18.00	8.00	2.16	J	46	12/19/89		48.00	1.88
J	46	09/16/89		8.00	2.16	J	46	12/20/89		64.00	1.84
J	46	09/17/89		.	2.14	J	46	12/21/89	20.00	12.00	1.93
J	46	09/18/89	24.00	8.00	1.90	J	46	12/22/89	.	20.00	1.62
J	46	09/19/89	.	8.00	1.89	J	46	12/23/89	32.00	84.00	2.03
J	46	09/20/89	22.00	8.00	1.34	J	46	12/24/89			1.81
J	46	09/21/89		30.00	1.01	J	46	12/25/89		.	1.81
J	46	09/22/89	33.00	20.00	2.88	J	46	12/26/89		148.00	1.62
J	46	09/23/89		20.00	3.64	J	46	12/27/89	47.00	92.00	1.90
J	46	09/24/89		.	2.94	J	46	12/28/89		76.00	2.08
J	46	09/25/89	18.00	16.00	1.86	J	46	12/29/89	47.00	48.00	2.18
J	46	09/26/89	.	30.00	1.15	J	46	12/30/89		212.00	2.35
J	46	09/27/89	28.00	22.00	1.74	J	46	12/31/89			2.39
J	46	09/28/89	.	6.00	2.10	J	47	01/02/89			
J	46	09/29/89	28.00	18.00	2.89	J	47	01/03/89		44.00	0.11
J	46	09/30/89	.	12.00	2.60	J	47	01/04/89	116.00	48.00	0.15
J	46	10/01/89			2.34	J	47	01/05/89			
J	46	10/02/89	15.00	36.00	2.18	J	47	01/06/89		40.00	0.17
J	46	10/03/89		38.00	2.93	J	47	01/07/89		68.00	0.17
J	46	10/04/89	24.00	112.00	2.05	J	47	01/09/89		56.00	0.10
J	46	10/05/89		118.00	2.11	J	47	01/10/89			0.20
J	46	10/06/89	13.00	72.00	2.24	J	47	01/11/89	114.00	68.00	0.21
J	46	10/07/89		68.00	2.16	J	47	01/12/89		92.00	0.18
J	46	10/08/89		.	2.05	J	47	01/13/89		68.00	0.20
J	46	10/09/89	16.00	70.00	1.99	J	47	01/14/89			0.20
J	46	10/10/89		58.00	2.10	J	47	01/16/89		.	.
J	46	10/11/89	19.00	52.00	2.03	J	47	01/17/89		108.00	0.20
J	46	10/12/89	.	24.00	1.89	J	47	01/18/89	114.00	64.00	0.23
J	46	10/13/89	24.00	52.00	2.01	J	47	01/19/89		56.00	0.22
J	46	10/14/89		50.00	1.98	J	47	01/20/89		56.00	0.23
J	46	10/15/89		.	1.88	J	47	01/21/89		40.00	0.28
J	46	10/16/89	25.00	66.00	1.92	J	47	01/23/89			
J	46	10/17/89		60.00	2.12	J	47	01/24/89			
J	46	10/18/89	26.00	50.00	2.05	J	47	01/25/89		.	
J	46	10/19/89		44.00	2.17	J	47	01/26/89	103.00	56.00	0.21
J	46	10/20/89	21.00	60.00	2.06	J	47	01/27/89		72.00	0.21
J	46	10/21/89		40.00	1.86	J	47	01/30/89		.	
J	46	10/22/89	.		1.89	J	47	01/31/89		70.00	0.09
J	46	10/23/89	.	40.00	1.89	J	47	02/01/89	106.00	76.00	0.09
J	46	10/24/89	.	28.00	1.85	J	47	02/02/89		64.00	0.10
J	46	10/25/89	20.00	14.00	1.86	J	47	02/03/89		120.00	0.08
J	46	10/26/89	.	22.00	1.88	J	47	02/06/89		76.00	0.08
J	46	10/27/89	15.00	34.00	1.86	J	47	02/07/89		84.00	0.14
J	46	10/28/89		12.00	1.88	J	47	02/08/89	121.00	64.00	0.22
J	46	10/29/89		.	1.77	J	47	02/09/89	.		
J	46	10/30/89	17.00	6.00	1.78	J	47	02/10/89	.		
J	46	10/31/89		24.00	1.90	J	47	02/11/89			0.13
J	46	11/01/89	14.00	6.00	1.88	J	47	02/13/89			.
J	46	11/02/89		40.00	1.85	J	47	02/14/89			0.08
J	46	11/03/89	16.00	24.00	1.91	J	47	02/15/89	107.00	52.00	0.13
J	46	11/04/89	.	10.00	1.98	J	47	02/16/89		52.00	0.13
J	46	11/05/89	.		1.97	J	47	02/17/89			0.20
J	46	11/06/89	14.00	16.00	1.96	J	47	02/18/89			0.18
J	46	11/07/89	.	8.00	2.10	J	47	02/20/89			
J	46	11/08/89	20.00	8.00	2.23	J	47	02/21/89		68.00	0.15
J	46	11/09/89		26.00	2.22	J	47	02/22/89	117.00	72.00	0.05
J	46	11/10/89	21.00	14.00	2.26	J	47	02/23/89			
J	46	11/11/89		18.00	1.93	J	47	02/24/89		144.00	0.11
J	46	11/12/89			1.80	J	47	02/25/89			0.22
J	46	11/13/89	18.00	4.00	1.95	J	47	02/27/89			
J	46	11/14/89	.	22.00	1.98	J	47	02/28/89		64.00	0.17
J	46	11/15/89	12.00	20.00	2.19	J	47	03/01/89	117.00	56.00	0.19
J	46	11/16/89	.	20.00	2.28	J	47	03/02/89		60.00	0.19
J	46	11/17/89	18.00	26.00	2.32	J	47	03/03/89		80.00	0.21
J	46	11/18/89	.	16.00	2.13	J	47	03/06/89			0.22
J	46	11/19/89	.		2.04	J	47	03/07/89		80.00	0.26
J	46	11/20/89	23.00	8.00	2.00	J	47	03/08/89	118.00	60.00	0.17
J	46	11/21/89	.	26.00	1.83	J	47	03/09/89		50.00	0.21
J	46	11/22/89	20.00	12.00	2.06	J	47	03/10/89			0.21
J	46	11/23/89		14.00	1.93	J	47	03/11/89			0.20

Listing A - 2

Raw Data Listing of Daily BOD, TSS, and Flow Data
Used in Calculations of Variabililty Factors

Proposed Subpart	Mill	Sampling Date	BOD Conc (mg/l)	TSS Conc (mg/l)	Flow (mgd)
J	47	03/13/89	.	40.00	0.13
J	47	03/14/89		30.00	0.17
J	47	03/15/89	105.00	40.00	0.16
J	47	03/16/89		80.00	0.17
J	47	03/17/89	.	.	0.16
J	47	03/20/89	.	.	0.11
J	47	03/21/89		50.00	0.19
J	47	03/22/89	88.00	70.00	0.05
J	47	03/23/89	.	.	0.09
J	47	03/24/89	.	70.00	0.22
J	47	03/27/89	.	50.00	0.19
J	47	03/28/89		50.00	0.20
J	47	03/29/89			0.20
J	47	03/30/89	.	.	.
J	47	03/31/89	.		.
J	47	04/03/89	.	.	0.15
J	47	04/04/89	.	10.00	0.29
J	47	04/05/89	129.00	50.00	0.21
J	47	04/06/89	.	60.00	0.25
J	47	04/07/89	.	.	0.25
J	47	04/08/89	.	.	0.07
J	47	04/10/89	.	40.00	0.12
J	47	04/11/89	.	60.00	0.12
J	47	04/12/89	120.00	50.00	0.12
J	47	04/13/89			.
J	47	04/14/89		.	.
J	47	04/17/89	.	.	0.12
J	47	04/18/89	.	90.00	0.08
J	47	04/19/89	142.00	130.00	0.12
J	47	04/20/89	.	120.00	0.12
J	47	04/21/89	.	.	0.10
J	47	04/22/89	.	.	0.10
J	47	04/24/89	.	.	0.10
J	47	04/25/89	.		0.01
J	47	04/26/89	138.00	120.00	0.11
J	47	04/27/89	.	.	0.14
J	47	04/28/89	.		0.14
J	47	04/29/89	.		.
J	47	05/01/89		30.00	0.10
J	47	05/02/89	.	40.00	0.10
J	47	05/03/89	128.00	10.00	0.10
J	47	05/04/89	.	10.00	0.11
J	47	05/05/89	.	.	0.10
J	47	05/06/89	.	.	.
J	47	05/08/89	.	.	0.06
J	47	05/09/89	.	20.00	0.14
J	47	05/10/89	69.00	20.00	0.08
J	47	05/11/89	.	40.00	0.10
J	47	05/12/89	.	.	0.18
J	47	05/13/89	.	.	0.21
J	47	05/15/89	.	20.00	0.10
J	47	05/16/89	.	24.00	0.10
J	47	05/17/89	.	.	.
J	47	05/18/89	64.00	24.00	0.08
J	47	05/19/89	.	32.00	0.06
J	47	05/20/89	.	.	.
J	47	05/22/89	.	.	.
J	47	05/23/89	.	28.00	0.13
J	47	05/24/89	61.00	40.00	0.19
J	47	05/25/89	.	12.00	0.19
J	47	05/26/89	.	8.00	0.19
J	47	05/27/89	.		0.21
J	47	05/30/89	.	.	.
J	47	05/31/89	.	.	.
J	47	06/01/89	.	16.00	0.23
J	47	06/03/89	.	16.00	0.11
J	47	06/05/89	.	.	.
J	47	06/06/89	.		0.13
J	47	06/07/89	55.00	8.00	0.13
J	47	06/09/89	.		0.23
J	47	06/10/89		.	0.23
J	47	06/12/89	.	4.00	0.25
J	47	06/13/89	.	.	0.25
J	47	06/14/89	54.00	28.00	0.26
J	47	06/15/89	.	16.00	0.27
J	47	06/16/89		4.00	0.29
J	47	06/17/89	.	.	0.30
J	47	06/19/89	.	.	0.38
J	47	06/20/89	.	28.00	0.33
J	47	06/21/89	44.00	36.00	0.29
J	47	06/22/89	.		0.61
J	47	06/23/89	.	.	0.34
J	47	06/24/89	.	.	0.25
J	47	06/25/89	.		0.02
J	47	06/26/89	.	.	.
J	47	06/27/89		.	.
J	47	06/28/89			.
J	47	06/29/89	.	.	0.10
J	47	06/30/89	.	4.00	0.13
J	47	07/01/89	.	.	.
J	47	07/17/89	.	.	.
J	47	07/18/89	.	.	.
J	47	07/19/89	.	.	.
J	47	07/20/89	.	.	.
J	47	07/21/89	.	.	

Proposed Subpart	Mill	Sampling Date	BOD Conc (mg/l)	TSS Conc (mg/l)	Flow (mgd)
J	47	07/22/89	.	.	0.05
J	47	07/24/89	.	.	
J	47	07/25/89		.	0.22
J	47	07/26/89	19.00	12.00	0.12
J	47	07/27/89	.	12.00	0.13
J	47	07/28/89	.	4.00	0.12
J	47	07/29/89	.	.	.
J	47	07/31/89		8.00	0.22
J	47	08/01/89	.	16.00	0.18
J	47	08/02/89	.	.	0.12
J	47	08/03/89	20.00	4.00	0.12
J	47	08/04/89	.	.	0.12
J	47	08/05/89	.	.	.
J	47	08/07/89	.		0.12
J	47	08/08/89	.	12.00	0.12
J	47	08/09/89			0.09
J	47	08/10/89	.		.
J	47	08/11/89	.	.	.
J	47	08/12/89			0.17
J	47	08/14/89	.	16.00	0.17
J	47	08/15/89	.	8.00	0.17
J	47	08/16/89	27.00	16.00	0.15
J	47	08/17/89		.	0.04
J	47	08/18/89		.	
J	47	08/19/89		.	
J	47	08/21/89		.	.
J	47	08/22/89	.	12.00	0.02
J	47	08/23/89	32.00	12.00	0.25
J	47	08/24/89	.	24.00	0.46
J	47	08/25/89		36.00	0.46
J	47	08/26/89			0.46
J	47	08/28/89	.	12.00	0.12
J	47	08/29/89	.	28.00	0.12
J	47	08/30/89	33.00	8.00	0.12
J	47	08/31/89	.		
J	47	09/01/89	.		
J	47	09/02/89	.		
J	47	09/05/89		.	
J	47	09/06/89		.	.
J	47	09/07/89	.	.	.
J	47	09/08/89	.	.	.
J	47	09/09/89			.
J	47	09/11/89	.	.	
J	47	09/12/89	.	.	
J	47	09/13/89		.	.
J	47	09/14/89	27.00	20.00	0.17
J	47	09/15/89	.	24.00	0.17
J	47	09/16/89	.	.	0.20
J	47	09/18/89		16.00	0.21
J	47	09/19/89	.	20.00	0.15
J	47	09/20/89	28.00	28.00	0.08
J	47	09/21/89	.		0.01
J	47	09/22/89	.		.
J	47	09/23/89		.	.
J	47	09/25/89			0.10
J	47	09/26/89		24.00	0.12
J	47	09/27/89		28.00	0.12
J	47	09/28/89	34.00	28.00	0.13
J	47	09/29/89		20.00	0.43
J	47	09/30/89		16.00	.
J	47	10/02/89			0.12
J	47	10/03/89		24.00	0.12
J	47	10/04/89	29.00	28.00	0.12
J	47	10/05/89		16.00	0.12
J	47	10/06/89		32.00	0.12
J	47	10/07/89			.
J	47	10/09/89	.	.	.
J	47	10/10/89		.	.
J	47	10/11/89	.		.
J	47	10/12/89	34.00	32.00	0.10
J	47	10/13/89		28.00	0.09
J	47	10/14/89		.	
J	47	10/16/89		.	.
J	47	10/17/89		32.00	0.06
J	47	10/18/89	31.00	28.00	0.06
J	47	10/19/89	.	40.00	0.07
J	47	10/20/89			0.02
J	47	10/23/89	.	48.00	0.20
J	47	10/24/89		28.00	0.13
J	47	10/25/89		.	.
J	47	10/26/89	.		.
J	47	10/27/89	.	.	.
J	47	10/28/89	.	.	.
J	47	10/30/89		24.00	0.15
J	47	10/31/89	.	36.00	0.15
J	47	11/01/89	31.00	36.00	0.15
J	47	11/02/89	.	60.00	0.15
J	47	11/03/89	.	.	0.15
J	47	11/04/89	.	.	0.15
J	47	11/06/89	.	.	.
J	47	11/07/89		44.00	0.18
J	47	11/08/89	32.00	36.00	0.16
J	47	11/09/89	.	40.00	0.17
J	47	11/10/89	.	.	0.17
J	47	11/11/89	.	.	0.17

Listing A 2

Raw Data Listing of Daily BOD, TSS, and Flow Data
Used in Calculations of Variabililty Factors

Proposed Subpart	Mill	Sampling Date	BOD Conc (mg/l)	TSS Conc (mg/l)	Flow (mgd)	Proposed Subpart	Mill	Sampling Date	BOD Conc (mg/l)	TSS Conc (mg/l)	Flow (mgd)
J	47	11/13/89	.	68.00	0.15	J	48	03/04/89	232.00	55.00	0.58
J	47	11/14/89			0.16	J	48	03/05/89	143.00	47.00	0.47
J	47	11/15/89		52.00	0.17	J	48	03/06/89	124.00	61.00	0.38
J	47	11/16/89			0.18	J	48	03/07/89	77.00	36.00	0.39
J	47	11/17/89		36.00	0.17	J	48	03/08/89	84.00	50.00	0.37
J	47	11/18/89			0.17	J	48	03/09/89	86.00	36.00	0.40
J	47	11/20/89			0.21	J	48	03/10/89	82.00	41.00	0.44
J	47	11/21/89		36.00	0.20	J	48	03/11/89	52.00	99.00	0.45
J	47	11/22/89		44.00	0.03	J	48	03/12/89	72.00	45.00	0.44
J	47	11/27/89		52.00	0.14	J	48	03/13/89	63.00	27.00	0.43
J	47	11/28/89	.	56.00	0.14	J	48	03/14/89	56.00	24.00	0.72
J	47	11/29/89	33.00	40.00	0.14	J	48	03/15/89	54.00	26.00	0.61
J	47	11/30/89	.	68.00	0.14	J	48	03/16/89	55.00	24.00	0.49
J	47	12/01/89		.	0.17	J	48	03/17/89	51.00	11.00	0.58
J	47	12/04/89	.	52.00	0.15	J	48	03/18/89	64.00	14.00	0.59
J	47	12/05/89	.	64.00	0.11	J	48	03/19/89	62.00	23.00	0.51
J	47	12/06/89	34.00	52.00	0.08	J	48	03/20/89	58.00	28.00	0.54
J	47	12/07/89		60.00	0.17	J	48	03/21/89	65.00	18.00	0.48
J	47	12/08/89		.	0.04	J	48	03/22/89	64.00	52.50	0.48
J	47	12/11/89		.	0.18	J	48	03/23/89	69.00	59.00	0.53
J	47	12/12/89	.	48.00	0.13	J	48	03/24/89	65.00	64.00	0.58
J	47	12/13/89	36.00	68.00	0.16	J	48	03/25/89	65.00	33.00	0.56
J	47	12/14/89				J	48	03/26/89	69.00	46.00	0.62
J	47	12/15/89				J	48	03/27/89	75.00	46.00	0.64
J	47	12/18/89			.	J	48	03/28/89	71.00	65.00	0.99
J	47	12/19/89		48.00	0.14	J	48	03/29/89	62.00	32.00	0.71
J	47	12/20/89	35.00	40.00	0.10	J	48	03/30/89	62.00	27.00	0.59
J	47	12/21/89		44.00	0.20	J	48	03/31/89	67.00	20.00	0.53
J	47	12/22/89		.	0.06	J	48	04/01/89	59.00	26.00	0.30
J	47	12/26/89		44.00	0.38	J	48	04/02/89	59.00	31.00	0.48
J	47	12/27/89	.	26.00	0.49	J	48	04/03/89	57.00	17.00	0.64
J	47	12/28/89	32.00	48.00	0.41	J	48	04/04/89	46.00	29.00	0.64
J	47	12/29/89			0.04	J	48	04/05/89	45.00	53.00	0.57
J	48	01/01/89	85.00	45.00	0.10	J	48	04/06/89	38.00	22.00	0.49
J	48	01/02/89	85.00	55.00	0.10	J	48	04/07/89	38.00	35.00	0.45
J	48	01/03/89	85.00	26.50	0.38	J	48	04/08/89	41.00	33.00	0.43
J	48	01/04/89	75.00	67.00	0.50	J	48	04/09/89	49.00	27.00	0.41
J	48	01/05/89	73.00	38.00	0.58	J	48	04/10/89	54.00	17.00	0.41
J	48	01/06/89	81.00	70.00	1.01	J	48	04/11/89	54.00	24.00	0.43
J	48	01/07/89	98.00	32.00	0.81	J	48	04/12/89	51.00	47.00	0.47
J	48	01/08/89	118.00	11.00	0.63	J	48	04/13/89	50.50	33.00	0.49
J	48	01/09/89	137.00	35.00	0.55	J	48	04/14/89	62.00	49.00	0.53
J	48	01/10/89	130.00	28.00	0.54	J	48	04/15/89	54.00	61.00	0.49
J	48	01/11/89	125.00	44.00	0.54	J	48	04/16/89	53.00	30.00	0.47
J	48	01/12/89	118.00	32.00	0.58	J	48	04/17/89	48.00	16.00	0.45
J	48	01/13/89	105.00	36.00	0.52	J	48	04/18/89	49.00	39.00	0.42
J	48	01/14/89	81.00	27.00	0.45	J	48	04/19/89	43.00	16.00	0.36
J	48	01/15/89	100.00	24.00	0.35	J	48	04/20/89	36.00	23.00	0.39
J	48	01/16/89	82.00	22.00	0.45	J	48	04/21/89	45.00	32.00	0.43
J	48	01/17/89	76.00	17.00	0.42	J	48	04/22/89	39.00	9.50	0.46
J	48	01/18/89	72.00	21.00	0.42	J	48	04/23/89	40.00	25.00	0.56
J	48	01/19/89	76.00	33.00	0.46	J	48	04/24/89	42.00	41.00	0.59
J	48	01/20/89	75.00	34.00	0.46	J	48	04/25/89	38.00	50.00	0.79
J	48	01/21/89	67.00	73.00	0.41	J	48	04/26/89	39.00	70.00	0.67
J	48	01/22/89	86.00	24.00	0.42	J	48	04/27/89	32.00	108.00	0.73
J	48	01/23/89	98.00	38.00	0.46	J	48	04/28/89	37.00	18.00	0.67
J	48	01/24/89	104.00	32.00	0.51	J	48	04/29/89	54.00	47.00	0.60
J	48	01/25/89	97.00	24.00	0.53	J	48	04/30/89	49.00	34.00	0.57
J	48	01/26/89	84.00	86.00	0.54	J	48	05/01/89	43.00	15.00	0.57
J	48	01/27/89	86.00	50.00	0.52	J	48	05/02/89	45.00	47.00	0.61
J	48	01/28/89	84.00	41.00	0.51	J	48	05/03/89	50.00	21.00	0.71
J	48	01/29/89	86.00	39.00	0.54	J	48	05/04/89	56.00	66.00	0.79
J	48	01/30/89	87.00	35.00	0.59	J	48	05/05/89	18.00	58.00	0.78
J	48	01/31/89	98.00	33.00	0.60	J	48	05/06/89	25.00	31.00	0.75
J	48	02/01/89	79.00	39.00	0.52	J	48	05/07/89	22.00	13.00	0.70
J	48	02/02/89	134.00	7.00	0.38	J	48	05/08/89	64.00	54.00	0.70
J	48	02/03/89	74.00	53.00	0.31	J	48	05/09/89	67.00	28.00	0.68
J	48	02/04/89	89.00	24.00	0.31	J	48	05/10/89	64.00	53.00	0.65
J	48	02/05/89	150.00	18.00	0.28	J	48	05/11/89	66.00	85.00	0.65
J	48	02/06/89	.	38.00	0.29	J	48	05/12/89	67.00	41.00	0.69
J	48	02/07/89	103.00	36.00	0.31	J	48	05/13/89	58.00	36.00	0.69
J	48	02/08/89	85.00	39.00	0.25	J	48	05/14/89	70.00	17.00	0.68
J	48	02/09/89	106.00	75.00	0.24	J	48	05/15/89	70.00	28.00	0.69
J	48	02/10/89	117.00	89.00	0.33	J	48	05/16/89	67.00	30.00	0.64
J	48	02/11/89	129.00	35.00	0.29	J	48	05/17/89	72.00	32.00	0.63
J	48	02/12/89	147.00	32.00	0.24	J	48	05/18/89	80.00	62.00	0.56
J	48	02/13/89	158.00	28.00	0.28	J	48	05/19/89	70.00	41.00	0.60
J	48	02/14/89	180.00	63.00	0.28	J	48	05/20/89	70.00	43.00	0.57
J	48	02/15/89	182.00	27.00	0.30	J	48	05/21/89	67.00	60.00	0.49
J	48	02/16/89	204.00	31.00	0.43	J	48	05/22/89	54.00	65.00	0.49
J	48	02/17/89	206.00	39.00	0.43	J	48	05/23/89	60.00	44.00	0.44
J	48	02/18/89	224.00	65.00	0.43	J	48	05/24/89	55.00	19.00	0.96
J	48	02/19/89	244.00	53.00	0.43	J	48	05/25/89	56.00	36.00	1.02
J	48	02/20/89	255.00	39.00	0.48	J	48	05/26/89	53.00	32.00	0.83
J	48	02/21/89	278.00	25.00	0.45	J	48	05/27/89	65.00	34.00	0.59
J	48	02/22/89	303.00	40.00	0.42	J	48	05/28/89	65.00	56.00	0.42
J	48	02/23/89	321.00	32.00	0.39	J	48	05/29/89	66.00	52.00	0.56
J	48	02/24/89	336.00	45.00	0.42	J	48	05/30/89	77.00	56.00	1.09
J	48	02/25/89	344.00	47.00	0.44	J	48	05/31/89	53.00	23.00	1.20
J	48	02/26/89	361.00	45.00	0.32	J	48	06/01/89	52.00	52.00	0.97
J	48	02/27/89	366.00	38.00	0.24	J	48	06/02/89	59.00	28.00	0.53
J	48	02/28/89	368.00	20.00	0.37	J	48	06/03/89	48.00	25.00	0.54
J	48	03/01/89	417.00	22.00	0.40	J	48	06/04/89	65.00	33.00	0.55
J	48	03/02/89	462.00	19.00	0.43	J	48	06/05/89	64.00	56.00	0.55
J	48	03/03/89	345.00	40.00	0.48	J	48	06/06/89	78.00	37.00	0.44

Listing A - 2

Raw Data Listing of Daily BOD, TSS, and Flow Data
Used in Calculations of Variabililty Factors

Proposed Subpart	Mill	Sampling Date	BOD Conc (mg/l)	TSS Conc (mg/l)	Flow (mgd)
J	48	06/07/89	88.00	34.00	0.46
J	48	06/08/89	58.00	32.00	0.51
J	48	06/09/89	56.00	33.00	0.51
J	48	06/10/89	48.00	57.00	0.50
J	48	06/11/89	45.00	47.00	0.52
J	48	06/12/89	62.00	117.00	0.50
J	48	06/13/89	60.00	110.00	0.49
J	48	06/14/89	61.00	72.00	0.51
J	48	06/15/89	61.00	73.00	0.49
J	48	06/16/89	63.00	41.00	0.48
J	48	06/17/89	63.00	49.00	0.46
J	48	06/18/89	65.00	61.00	0.49
J	48	06/19/89	67.00	62.00	0.50
J	48	06/20/89	76.00	76.00	0.50
J	48	06/21/89	74.00	71.00	0.48
J	48	06/22/89	68.00	83.00	0.54
J	48	06/23/89	66.00	87.00	0.56
J	48	06/24/89	69.00	61.00	0.54
J	48	06/25/89	60.00	61.00	0.52
J	48	06/26/89	56.00	68.00	0.55
J	48	06/27/89	51.00	41.00	0.60
J	48	06/28/89	49.00	45.00	0.55
J	48	06/29/89	44.00	45.00	0.49
J	48	06/30/89	37.00	25.00	0.50
J	48	07/01/89	40.00	53.00	0.55
J	48	07/02/89	77.00	60.00	0.51
J	48	07/03/89	86.00	30.00	0.54
J	48	07/04/89	30.00	34.00	0.45
J	48	07/05/89	36.00	20.00	0.38
J	48	07/06/89	28.00	20.00	0.51
J	48	07/07/89	27.00	17.00	0.53
J	48	07/08/89	35.00	16.00	0.58
J	48	07/09/89	28.00	26.00	0.55
J	48	07/10/89	23.00	25.00	0.50
J	48	07/11/89	31.00	31.00	0.52
J	48	07/12/89	34.00	26.00	0.52
J	48	07/13/89	35.00	49.00	0.52
J	48	07/14/89	33.00	24.00	0.50
J	48	07/15/89	37.00	42.00	0.49
J	48	07/16/89	35.00	39.00	0.48
J	48	07/17/89	37.00	35.00	0.46
J	48	07/18/89	42.00	57.00	0.46
J	48	07/19/89	44.00	42.00	0.30
J	48	07/20/89	39.00	34.00	0.32
J	48	07/21/89	37.00	29.00	0.39
J	48	07/22/89	35.00	16.00	0.43
J	48	07/23/89	37.00	26.00	0.56
J	48	07/24/89	35.00	43.00	0.54
J	48	07/25/89	40.00	61.00	0.63
J	48	07/26/89	34.00	70.00	0.61
J	48	07/27/89	36.00	46.00	0.69
J	48	07/28/89	32.00	83.00	0.61
J	48	07/29/89	32.00	52.00	0.57
J	48	07/30/89	33.00	45.00	0.60
J	48	07/31/89	37.00	49.00	0.51
J	48	08/01/89	43.00	35.00	0.53
J	48	08/02/89	46.00	48.00	0.52
J	48	08/03/89	51.00	36.00	0.53
J	48	08/04/89	56.00	45.00	0.62
J	48	08/05/89	59.00	14.00	0.68
J	48	08/06/89	58.00	66.00	0.53
J	48	08/07/89	61.00	78.00	0.49
J	48	08/08/89	60.00	48.00	0.46
J	48	08/09/89	60.00	52.00	0.55
J	48	08/10/89	67.00	49.00	0.50
J	48	08/11/89	67.00	40.00	0.53
J	48	08/12/89	68.00	39.00	0.54
J	48	08/13/89	59.00	29.00	0.54
J	48	08/14/89	58.00	31.00	0.57
J	48	08/15/89	56.00	53.00	0.59
J	48	08/16/89	43.00	51.00	0.56
J	48	08/17/89	38.00	26.00	0.56
J	48	08/18/89	43.00	26.00	0.60
J	48	08/19/89	47.00	34.00	0.64
J	48	08/20/89	60.00	60.00	0.75
J	48	08/21/89	61.00	32.00	0.63
J	48	08/22/89	60.00	63.00	0.66
J	48	08/23/89	52.00	42.00	0.62
J	48	08/24/89	50.00	40.00	0.38
J	48	08/25/89	47.00	22.00	0.44
J	48	08/26/89	46.00	44.00	0.55
J	48	08/27/89	47.00	30.00	0.56
J	48	08/28/89	52.00	42.00	0.66
J	48	08/29/89	53.00	40.00	0.66
J	48	08/30/89	57.00	58.00	0.67
J	48	08/31/89	57.00	32.00	0.68
J	48	09/01/89	52.00	31.00	0.75
J	48	09/02/89	48.00	42.00	0.63
J	48	09/03/89	53.00	41.00	0.72
J	48	09/04/89	44.00	54.00	0.67
J	48	09/05/89	54.00	22.00	0.65
J	48	09/06/89	51.00	38.00	0.70
J	48	09/07/89	45.00	36.00	0.76
J	48	09/08/89	49.00	24.00	0.74
J	48	09/09/89	49.00	36.00	0.63
J	48	09/10/89	49.00	58.00	0.60
J	48	09/11/89	55.00	59.00	0.68
J	48	09/12/89	58.00	46.00	0.83
J	48	09/13/89	72.00	33.00	0.82
J	48	09/14/89	80.00	60.00	0.69
J	48	09/15/89	84.00	33.00	0.66
J	48	09/16/89	92.00	28.00	0.64
J	48	09/17/89	96.00	44.00	0.61
J	48	09/18/89	107.00	59.00	0.63
J	48	09/19/89	104.00	66.00	0.60
J	48	09/20/89	99.00	46.00	0.56
J	48	09/21/89	98.00	35.00	0.53
J	48	09/22/89	92.00	22.00	0.52
J	48	09/23/89	97.00	61.00	0.48
J	48	09/24/89	96.00	60.00	0.45
J	48	09/25/89	100.00	43.00	0.45
J	48	09/26/89	99.00	34.00	0.46
J	48	09/27/89	105.00	29.00	0.47
J	48	09/28/89	111.00	44.00	0.49
J	48	09/29/89	114.00	35.00	0.54
J	48	09/30/89	106.00	40.00	0.52
J	48	10/01/89	90.00	51.00	0.53
J	48	10/02/89	86.00	59.00	0.56
J	48	10/03/89	81.00	99.00	0.55
J	48	10/04/89	82.00	28.00	0.55
J	48	10/05/89	79.00	93.00	0.60
J	48	10/06/89	71.00	70.00	0.57
J	48	10/07/89	64.00	75.00	0.46
J	48	10/08/89	55.00	52.00	0.43
J	48	10/09/89	50.00	86.00	0.52
J	48	10/10/89	50.00	63.00	0.59
J	48	10/11/89	50.00	63.00	0.58
J	48	10/12/89	57.00	35.00	0.60
J	48	10/13/89	59.00	58.00	0.53
J	48	10/14/89	55.00	58.00	0.51
J	48	10/15/89	49.00	54.00	0.54
J	48	10/16/89	47.00	44.00	0.52
J	48	10/17/89	48.00	29.00	0.51
J	48	10/18/89	55.00	34.00	0.47
J	48	10/19/89	49.00	56.00	0.55
J	48	10/20/89	56.00	37.00	0.57
J	48	10/21/89	55.00	34.00	0.53
J	48	10/22/89	64.00	39.00	0.47
J	48	10/23/89	57.00	36.00	0.48
J	48	10/24/89	65.00	26.00	0.47
J	48	10/25/89	60.00	24.00	0.48
J	48	10/26/89	62.00	32.00	0.52
J	48	10/27/89	68.00	42.00	0.52
J	48	10/28/89	70.00	35.00	0.44
J	48	10/29/89	66.00	64.00	0.36
J	48	10/30/89	64.00	20.00	0.42
J	48	10/31/89	62.00	56.00	0.39
J	48	11/01/89	52.00	23.00	0.36
J	48	11/02/89	50.00	62.00	0.38
J	48	11/03/89	43.00	48.00	0.35
J	48	11/04/89	50.00	62.00	0.36
J	48	11/05/89	52.00	16.00	0.44
J	48	11/06/89	66.00	54.00	0.45
J	48	11/07/89	63.00	65.00	0.46
J	48	11/08/89	65.00	37.00	0.42
J	48	11/09/89	66.00	44.00	0.42
J	48	11/10/89	66.00	27.00	0.40
J	48	11/11/89	69.00	91.00	0.41
J	48	11/12/89	71.00	48.00	0.29
J	48	11/13/89	73.00	55.00	0.30
J	48	11/14/89	74.00	61.00	0.50
J	48	11/15/89	63.00	35.00	0.65
J	48	11/16/89	49.00	49.00	0.59
J	48	11/17/89	49.00	28.00	0.54
J	48	11/18/89	54.00	47.00	0.56
J	48	11/19/89	61.00	42.00	0.53
J	48	11/20/89	62.00	41.00	0.52
J	48	11/21/89	79.00	60.00	0.49
J	48	11/22/89	90.00	53.00	0.49
J	48	11/23/89	96.00	56.00	0.41
J	48	11/24/89	107.00	97.00	0.38
J	48	11/25/89	103.00	93.00	0.49
J	48	11/26/89	99.00	74.00	0.48
J	48	11/27/89	84.00	96.00	0.59
J	48	11/28/89	69.00	43.00	0.59
J	48	11/29/89	65.00	26.00	0.53
J	48	11/30/89	52.00	72.00	0.52
J	48	12/01/89	54.00	49.00	0.56
J	48	12/02/89	68.00	89.00	0.53
J	48	12/03/89	62.00	61.00	0.47
J	48	12/04/89	65.00	52.00	0.46
J	48	12/05/89	72.00	48.00	0.49
J	48	12/06/89	74.00	61.00	0.48
J	48	12/07/89	63.00	36.00	0.44
J	48	12/08/89	67.00	36.00	0.42
J	48	12/09/89	86.00	41.00	0.41
J	48	12/10/89	87.00	63.00	0.38
J	48	12/11/89	106.00	68.00	0.38
J	48	12/12/89	107.00	45.00	0.40
J	48	12/13/89	114.00	51.00	0.40

Listing A - 2

Raw Data Listing of Daily BOD, TSS, and Flow Data
Used in Calculations of Variabililty Factors

Proposed Subpart	Mill	Sampling Date	BOD Conc (mg/l)	TSS Conc (mg/l)	Flow (mgd)	Proposed Subpart	Mill	Sampling Date	BOD Conc (mg/l)	TSS Conc (mg/l)	Flow (mgd)
J	48	12/14/89	114.00	68.00	0.39	J	49	03/19/89	21.00	69.00	0.48
J	48	12/15/89	105.00	61.00	0.37	J	49	03/20/89	25.00	43.00	0.62
J	48	12/16/89	109.00	43.00	0.41	J	49	03/21/89	21.00	49.00	0.60
J	48	12/17/89	128.00	25.00	0.42	J	49	03/22/89	24.00	41.00	0.63
J	48	12/18/89	115.00	92.00	0.44	J	49	03/23/89	30.00	44.00	0.48
J	48	12/19/89	124.00	22.00	0.44	J	49	03/24/89			0.56
J	48	12/20/89	131.00	102.00	0.45	J	49	03/25/89		.	0.51
J	48	12/21/89	172.00	15.00	0.46	J	49	03/26/89	27.00	48.00	0.73
J	48	12/22/89	180.00	93.00	0.48	J	49	03/27/89	24.00	36.00	0.62
J	48	12/23/89	170.00	79.00	0.51	J	49	03/28/89	26.00	37.00	0.39
J	48	12/24/89	158.00	52.00	0.53	J	49	03/29/89	34.00	9.00	0.31
J	48	12/25/89	152.00	36.00	0.56	J	49	03/30/89	37.00	36.00	0.38
J	48	12/26/89	151.00	65.00	0.54	J	49	03/31/89			0.41
J	48	12/27/89	156.00	46.00	0.53	J	49	04/01/89			0.76
J	48	12/28/89	132.00	34.00	0.46	J	49	04/02/89	18.00	45.00	0.61
J	48	12/29/89	100.00	78.00	0.40	J	49	04/03/89	29.00	16.00	0.71
J	48	12/30/89	105.00	76.00	0.43	J	49	04/04/89	17.00	25.00	0.77
J	48	12/31/89	95.00	34.00	0.38	J	49	04/05/89	28.00	47.00	0.76
J	49	01/01/89	52.00	147.00	0.55	J	49	04/06/89	24.00	26.00	0.65
J	49	01/02/89	69.00	80.00	0.63	J	49	04/07/89		.	0.65
J	49	01/03/89	50.00	133.00	0.86	J	49	04/08/89			0.97
J	49	01/04/89	46.00	43.00	0.65	J	49	04/09/89	23.00	29.00	0.66
J	49	01/05/89	59.00	113.00	0.59	J	49	04/10/89	35.00	17.00	0.64
J	49	01/06/89	.		0.70	J	49	04/11/89	26.00	29.00	0.63
J	49	01/07/89			0.71	J	49	04/12/89	29.00	96.00	0.63
J	49	01/08/89	37.00	137.00	0.67	J	49	04/13/89	67.00	159.00	0.23
J	49	01/09/89	67.00	140.00	0.66	J	49	04/14/89			0.26
J	49	01/10/89	60.00	117.00	0.57	J	49	04/15/89			0.59
J	49	01/11/89	55.00	117.00	0.58	J	49	04/16/89	10.00	17.00	0.54
J	49	01/12/89	34.00	73.00	0.67	J	49	04/17/89	10.00	10.00	0.53
J	49	01/13/89		.	0.60	J	49	04/18/89	11.00	12.00	0.54
J	49	01/14/89		.	0.53	J	49	04/19/89	11.00	14.00	0.55
J	49	01/15/89	53.00	160.00	0.60	J	49	04/20/89	8.00	6.00	0.53
J	49	01/16/89	65.00	153.00	0.62	J	49	04/21/89			0.54
J	49	01/17/89	44.00	137.00	0.57	J	49	04/22/89			0.55
J	49	01/18/89	37.00	120.00	0.55	J	49	04/23/89	17.00	15.00	0.56
J	49	01/19/89	33.00	67.00	0.54	J	49	04/24/89	22.00	18.00	0.56
J	49	01/20/89			0.54	J	49	04/25/89	12.00	19.00	0.55
J	49	01/21/89			0.51	J	49	04/26/89	27.00	21.00	0.52
J	49	01/22/89	21.00	103.00	0.48	J	49	04/27/89	40.00	16.00	0.54
J	49	01/23/89	41.00	90.00	0.50	J	49	04/29/89			0.58
J	49	01/24/89	39.00	67.00	0.51	J	49	04/30/89	12.00	13.00	0.58
J	49	01/25/89	25.00	113.00	0.50	J	49	05/01/89	38.00	16.00	0.49
J	49	01/26/89	29.00	113.00	0.52	J	49	05/02/89	31.00	10.00	0.49
J	49	01/27/89			0.51	J	49	05/03/89	48.00	10.00	0.55
J	49	01/28/89			0.53	J	49	05/04/89	80.00	6.00	0.52
J	49	01/29/89	19.00	74.00	0.57	J	49	05/05/89			0.66
J	49	01/30/89	23.00	93.00	0.54	J	49	05/06/89		.	0.55
J	49	01/31/89	22.00	58.00	0.57	J	49	05/07/89	21.00	20.00	0.56
J	49	02/01/89	25.00	100.00	0.69	J	49	05/08/89	24.00	12.00	0.56
J	49	02/02/89	25.00	150.00	0.56	J	49	05/09/89	18.00	13.00	0.62
J	49	02/03/89			0.59	J	49	05/10/89	16.00	15.00	0.55
J	49	02/04/89			0.53	J	49	05/11/89	22.00	7.00	0.54
J	49	02/05/89	25.00	10.00	0.59	J	49	05/12/89			0.56
J	49	02/06/89	39.00	85.00	0.64	J	49	05/13/89	.	.	0.55
J	49	02/07/89	32.00	50.00	0.50	J	49	05/14/89	22.00	12.00	0.60
J	49	02/08/89	29.00	110.00	0.52	J	49	05/15/89	20.00	12.00	0.54
J	49	02/09/89	19.00	90.00	0.50	J	49	05/16/89	16.00	4.00	0.52
J	49	02/10/89			0.49	J	49	05/17/89	15.00	8.00	0.54
J	49	02/11/89			0.48	J	49	05/18/89	35.00	19.00	0.50
J	49	02/12/89	13.00	88.00	0.46	J	49	05/19/89			0.51
J	49	02/13/89	48.00	127.00	0.45	J	49	05/20/89	.	.	0.61
J	49	02/14/89	35.00	82.00	0.47	J	49	05/21/89	19.00	19.00	0.61
J	49	02/15/89	37.00	83.00	0.43	J	49	05/22/89	27.00	27.00	0.64
J	49	02/16/89	40.00	93.00	0.44	J	49	05/23/89	32.00	38.00	0.59
J	49	02/17/89			0.45	J	49	05/24/89	13.00	27.00	0.52
J	49	02/18/89		.	0.47	J	49	05/25/89	16.00	5.00	0.49
J	49	02/19/89	42.00	70.00	0.50	J	49	05/26/89			0.57
J	49	02/20/89	58.00	117.00	0.61	J	49	05/27/89	.	.	0.48
J	49	02/21/89	61.00	127.00	0.49	J	49	05/28/89	28.00	15.00	0.52
J	49	02/22/89	53.00	97.00	0.46	J	49	05/29/89	20.00	14.00	0.54
J	49	02/23/89	58.00	103.00	0.47	J	49	05/30/89	15.00	15.00	0.49
J	49	02/24/89	.		0.49	J	49	05/31/89	11.00	10.00	0.50
J	49	02/25/89			0.52	J	49	06/01/89	17.00	13.00	0.56
J	49	02/26/89	68.00	75.00	0.53	J	49	06/02/89			0.51
J	49	02/27/89	75.00	113.00	0.76	J	49	06/03/89	.	.	0.50
J	49	02/28/89	68.00	133.00	0.63	J	49	06/04/89	5.00	10.00	0.55
J	49	03/01/89	68.00	160.00	0.52	J	49	06/05/89	33.00	23.00	0.59
J	49	03/02/89	63.00	133.00	0.39	J	49	06/06/89	12.00	11.00	0.52
J	49	03/03/89	.		0.47	J	49	06/07/89	12.00	16.00	0.45
J	49	03/04/89			0.80	J	49	06/08/89	25.00	21.00	0.47
J	49	03/05/89	40.00	173.00	0.65	J	49	06/09/89			0.47
J	49	03/06/89	50.00	143.00	0.51	J	49	06/10/89	.		0.41
J	49	03/07/89	38.00	30.00	0.66	J	49	06/11/89	23.00	24.00	0.41
J	49	03/08/89	37.00	27.00	0.61	J	49	06/12/89	20.00	18.00	0.42
J	49	03/09/89	35.00	70.00	0.55	J	49	06/13/89	20.00	18.00	0.41
J	49	03/10/89			0.54	J	49	06/14/89	17.00	19.00	0.68
J	49	03/11/89			0.51	J	49	06/15/89	13.00	15.00	0.58
J	49	03/12/89	34.00	88.00	0.51	J	49	06/16/89			0.66
J	49	03/13/89	44.00	40.00	0.53	J	49	06/17/89			0.98
J	49	03/14/89	43.00	77.00	0.53	J	49	06/18/89	.	.	0.06
J	49	03/15/89	40.00	79.00	0.49	J	49	06/19/89	46.00	75.00	0.23
J	49	03/16/89	30.00	41.00	0.50	J	49	06/20/89	33.00	44.00	0.36
J	49	03/17/89	.	.	0.52	J	49	06/21/89	23.00	14.00	0.61
J	49	03/18/89	.		0.51	J	49	06/22/89	23.00	25.00	0.37

Listing A - 2

Raw Data Listing of Daily BOD, TSS, and Flow Data
Used in Calculations of Variabililty Factors

Proposed Subpart	Mill	Sampling Date	BOD Conc (mg/l)	TSS Conc (mg/l)	Flow (mgd)
J	49	06/23/89	30.00	51.00	0.35
J	49	06/24/89	.	.	0.35
J	49	06/25/89	27.00	43.00	0.35
J	49	06/26/89	25.00	35.00	0.36
J	49	06/27/89	16.00	21.00	0.52
J	49	06/28/89	28.00	31.00	0.36
J	49	06/29/89	24.00	21.00	0.35
J	49	06/30/89	.	.	0.45
J	49	07/01/89	.		0.39
J	49	07/02/89	10.00	19.00	0.47
J	49	07/03/89	31.00	25.00	0.44
J	49	07/04/89	28.00	26.00	0.73
J	49	07/05/89	23.00	28.00	0.60
J	49	07/06/89	33.00	45.00	0.44
J	49	07/07/89		.	0.41
J	49	07/08/89	.	.	0.36
J	49	07/09/89	78.00	51.00	0.36
J	49	07/10/89	27.00	32.00	0.34
J	49	07/11/89	23.00	26.00	0.41
J	49	07/12/89	25.00	27.00	0.53
J	49	07/13/89	36.00	35.00	0.46
J	49	07/14/89	.	.	0.43
J	49	07/15/89	.	.	0.43
J	49	07/16/89	47.00	70.00	0.37
J	49	07/17/89	24.00	47.00	0.38
J	49	07/18/89	20.00	13.00	0.33
J	49	07/19/89	37.00	15.00	0.51
J	49	07/20/89	44.00	36.00	0.38
J	49	07/21/89	.	.	0.43
J	49	07/22/89	.	.	0.47
J	49	07/23/89	26.00	49.00	0.42
J	49	07/24/89	20.00	26.00	0.37
J	49	07/25/89	50.00	37.00	0.34
J	49	07/26/89	21.00	21.00	0.41
J	49	07/27/89	26.00	32.00	0.45
J	49	07/28/89	.	.	0.47
J	49	07/29/89	.		0.47
J	49	07/30/89	20.00	28.00	0.46
J	49	07/31/89	.	.	0.46
J	49	08/01/89	8.00	19.00	0.49
J	49	08/02/89	14.00	23.00	0.52
J	49	08/03/89	22.00	27.00	0.47
J	49	08/04/89	.	.	0.47
J	49	08/05/89	.	.	0.49
J	49	08/06/89	14.00	23.00	0.48
J	49	08/07/89	17.00	24.00	0.49
J	49	08/08/89	10.00	10.00	0.53
J	49	08/09/89	12.00	18.00	0.52
J	49	08/10/89	26.00	26.00	0.56
J	49	08/11/89	.	.	0.51
J	49	08/12/89	.	.	0.47
J	49	08/13/89	16.00	19.00	0.50
J	49	08/14/89	20.00	25.00	0.59
J	49	08/15/89	17.00	18.00	0.50
J	49	08/16/89	15.00	21.00	0.56
J	49	08/17/89	33.00	18.00	0.57
J	49	08/18/89	.		0.54
J	49	08/19/89	.	.	0.49
J	49	08/20/89	7.00	15.00	0.57
J	49	08/21/89	19.00	21.00	0.64
J	49	08/22/89	26.00	21.00	0.77
J	49	08/23/89	17.00	23.00	0.52
J	49	08/24/89	15.00	20.00	0.50
J	49	08/25/89	.	.	0.52
J	49	08/26/89	.	.	0.59
J	49	08/27/89	13.00	20.00	0.48
J	49	08/28/89	17.00	21.00	0.52
J	49	08/29/89	9.00	24.00	0.48
J	49	08/30/89	8.00	18.00	0.55
J	49	08/31/89	10.00	15.00	0.60
J	49	09/01/89	.		0.53
J	49	09/02/89	.	.	0.53
J	49	09/03/89	12.00	24.00	0.54
J	49	09/04/89	14.00	10.00	0.09
J	49	09/05/89	14.00	21.00	0.52
J	49	09/06/89	12.00	23.00	0.61
J	49	09/07/89	11.00	27.00	0.47
J	49	09/08/89		.	0.52
J	49	09/09/89	.	.	0.50
J	49	09/10/89	13.00	27.00	0.72
J	49	09/11/89	16.00	21.00	0.57
J	49	09/12/89	15.00	21.00	0.31
J	49	09/13/89	14.00	20.00	0.54
J	49	09/14/89	12.00	22.00	0.52
J	49	09/15/89	.		0.48
J	49	09/16/89	.	.	0.43
J	49	09/17/89	17.00	21.00	0.48
J	49	09/18/89	20.00	21.00	0.44
J	49	09/19/89	13.00	19.00	0.58
J	49	09/20/89	12.00	26.00	0.43
J	49	09/21/89	24.00	25.00	0.48
J	49	09/22/89	.	.	0.52
J	49	09/23/89	.	.	0.46
J	49	09/24/89	34.00	30.00	0.47
J	49	09/25/89	54.00	21.00	0.67
J	49	09/26/89	21.00	22.00	0.48
J	49	09/27/89	16.00	21.00	0.47
J	49	09/28/89	14.00	15.00	0.47
J	49	09/29/89		.	0.49
J	49	09/30/89	.	.	0.52
J	49	10/01/89	12.00	16.00	0.65
J	49	10/02/89	24.00	9.00	0.47
J	49	10/03/89	23.00	15.00	0.49
J	49	10/04/89	24.00	23.00	0.46
J	49	10/05/89	36.00	18.00	0.48
J	49	10/06/89			0.42
J	49	10/07/89			0.43
J	49	10/08/89	15.00	19.00	0.41
J	49	10/09/89	52.00	12.00	0.44
J	49	10/10/89	14.00	10.00	0.45
J	49	10/11/89	14.00	9.00	0.42
J	49	10/12/89	12.00	10.00	0.43
J	49	10/13/89		.	0.48
J	49	10/14/89		.	0.42
J	49	10/15/89	11.00	10.00	0.43
J	49	10/16/89	14.00	12.00	0.48
J	49	10/17/89	8.00	6.00	0.49
J	49	10/18/89	9.00	11.00	0.44
J	49	10/19/89	15.00	18.00	0.40
J	49	10/20/89			0.35
J	49	10/21/89		.	0.38
J	49	10/22/89	12.00	13.00	0.35
J	49	10/23/89	8.00	13.00	0.49
J	49	10/24/89	8.00	13.00	0.48
J	49	10/25/89	7.00	18.00	0.31
J	49	10/26/89	8.00	15.00	0.41
J	49	10/27/89	.		0.43
J	49	10/28/89		.	0.42
J	49	10/29/89	12.00	22.00	0.41
J	49	10/30/89	17.00	18.00	0.43
J	49	10/31/89	15.00	14.00	0.44
J	49	11/01/89	11.00	22.00	0.39
J	49	11/02/89	12.00	17.00	0.45
J	49	11/03/89	.	.	0.41
J	49	11/04/89	.		0.42
J	49	11/05/89	10.00	21.00	0.44
J	49	11/06/89	12.00	18.00	0.66
J	49	11/07/89	9.00	20.00	0.46
J	49	11/08/89	10.00	15.00	0.49
J	49	11/09/89	9.00	11.00	0.39
J	49	11/10/89	.	.	0.40
J	49	11/11/89			0.43
J	49	11/12/89	11.00	16.00	0.43
J	49	11/13/89	8.00	16.00	0.52
J	49	11/14/89	9.00	20.00	0.55
J	49	11/15/89	11.00	17.00	0.55
J	49	11/16/89	10.00	14.00	0.48
J	49	11/17/89	.		0.42
J	49	11/18/89	.		0.42
J	49	11/19/89	18.00	26.00	0.45
J	49	11/20/89	14.00	28.00	0.44
J	49	11/21/89	19.00	30.00	0.39
J	49	11/22/89	16.00	14.00	0.62
J	49	11/23/89	20.00	53.00	0.53
J	49	11/24/89	.	.	0.43
J	49	11/25/89	.	.	0.44
J	49	11/26/89	26.00	28.00	0.48
J	49	11/27/89	21.00	21.00	0.48
J	49	11/28/89	17.00	13.00	0.51
J	49	11/29/89	16.00	26.00	0.45
J	49	11/30/89	17.00	31.00	0.51
J	49	12/01/89	.		0.47
J	49	12/02/89	.	.	0.45
J	49	12/03/89	25.00	39.00	0.44
J	49	12/04/89	61.00	47.00	0.21
J	49	12/05/89	65.00	43.00	0.58
J	49	12/06/89	58.00	40.00	0.22
J	49	12/07/89	40.00	30.00	0.58
J	49	12/08/89	.	.	0.50
J	49	12/09/89	.	.	0.43
J	49	12/10/89	25.00	30.00	0.40
J	49	12/11/89	29.00	24.00	0.57
J	49	12/12/89	21.00	21.00	0.56
J	49	12/13/89	24.00	23.00	0.47
J	49	12/14/89	17.00	25.00	0.52
J	49	12/15/89		.	0.44
J	49	12/16/89	.	.	0.47
J	49	12/17/89	54.00	70.00	0.47
J	49	12/18/89	.	.	0.51
J	49	12/19/89	54.00	36.00	0.50
J	49	12/20/89	52.00	46.00	0.42
J	49	12/21/89	55.00	37.00	0.45
J	49	12/22/89	.	.	0.48
J	49	12/23/89	53.00	54.00	0.52
J	49	12/24/89	.	.	0.47
J	49	12/25/89	123.00	62.00	0.49
J	49	12/26/89	134.00	80.00	0.54
J	49	12/27/89	124.00	67.00	0.54
J	49	12/28/89	121.00	61.00	0.52
J	49	12/29/89	78.00	29.00	0.38

Listing A 2

Raw Data Listing of Daily BOD, TSS, and Flow Data
Used in Calculations of Variabililty Factors

Proposed Subpart	Mill	Sampling Date	BOD Conc (mg/l)	TSS Conc (mg/l)	Flow (mgd)	Proposed Subpart	Mill	Sampling Date	BOD Conc (mg/l)	TSS Conc (mg/l)	Flow (mgd)
J	49	12/30/89			0.24	J	50	04/04/89	16.00	68.00	1.00
J	49	12/31/89	41.00	56.00	0.45	J	50	04/05/89	18.10	73.00	0.51
J	50	01/01/89		92.00	0.75	J	50	04/06/89	17.30	78.00	1.02
J	50	01/02/89			0.81	J	50	04/07/89			1.03
J	50	01/03/89	33.50	93.00	0.86	J	50	04/08/89			1.07
J	50	01/04/89	38.60	.	0.86	J	50	04/09/89		75.00	1.04
J	50	01/05/89	40.70	128.00	0.98	J	50	04/10/89		73.00	1.05
J	50	01/06/89	.	.	0.94	J	50	04/11/89	22.90	108.00	1.06
J	50	01/07/89		.	0.95	J	50	04/12/89	25.90	87.00	1.12
J	50	01/08/89		172.00	0.87	J	50	04/13/89	28.80	130.00	0.99
J	50	01/09/89	.		0.89	J	50	04/14/89		.	0.98
J	50	01/10/89	104.00	167.00	0.96	J	50	04/15/89		.	0.98
J	50	01/11/89	98.00		0.98	J	50	04/16/89		144.00	0.92
J	50	01/12/89	93.00	169.00	0.98	J	50	04/17/89		125.00	0.96
J	50	01/13/89			1.08	J	50	04/18/89	22.50	79.00	0.96
J	50	01/14/89		.	1.07	J	50	04/19/89	23.80	47.00	0.92
J	50	01/15/89	.	190.00	1.03	J	50	04/20/89	24.50	81.00	0.90
J	50	01/16/89		.	1.06	J	50	04/21/89			0.95
J	50	01/17/89	93.90	202.00	1.05	J	50	04/22/89	.	.	0.86
J	50	01/18/89	80.70		0.68	J	50	04/23/89	.	119.00	0.92
J	50	01/19/89	70.10	150.00	0.97	J	50	04/24/89		100.00	0.93
J	50	01/20/89			0.98	J	50	04/25/89	35.40	108.00	0.93
J	50	01/21/89			0.99	J	50	04/26/89	33.20	97.00	0.95
J	50	01/22/89		102.00	0.94	J	50	04/27/89	40.70	205.00	0.95
J	50	01/23/89	.	.	0.94	J	50	04/28/89			1.02
J	50	01/24/89	20.50	95.00	0.98	J	50	04/29/89			1.02
J	50	01/25/89	18.10		1.09	J	50	04/30/89		195.00	0.96
J	50	01/26/89	22.90	95.00	1.06	J	50	05/01/89		.	0.90
J	50	01/27/89		.	1.10	J	50	05/02/89	38.50	255.00	0.97
J	50	01/28/89	.	.	1.02	J	50	05/03/89	32.00	218.00	0.68
J	50	01/29/89	.	135.00	1.01	J	50	05/04/89	45.30	307.00	1.16
J	50	01/30/89		.	1.07	J	50	05/05/89	.		1.18
J	50	01/31/89	40.90	100.00	1.08	J	50	05/06/89			1.25
J	50	02/01/89	36.30		1.09	J	50	05/07/89		138.00	0.82
J	50	02/02/89	22.90	102.00	1.05	J	50	05/08/89			1.33
J	50	02/03/89			1.07	J	50	05/09/89	18.50	44.00	1.49
J	50	02/04/89			1.12	J	50	05/10/89	13.60	.	1.38
J	50	02/05/89		267.00	1.13	J	50	05/11/89	12.60	50.00	1.29
J	50	02/06/89		338.00	1.18	J	50	05/12/89			1.33
J	50	02/07/89	73.50	403.00	1.20	J	50	05/13/89			1.29
J	50	02/08/89	69.40		1.27	J	50	05/14/89		25.00	1.30
J	50	02/09/89	80.70	388.00	0.64	J	50	05/15/89			1.28
J	50	02/10/89			1.20	J	50	05/16/89	15.80	51.00	1.22
J	50	02/11/89	.	.	1.04	J	50	05/17/89	12.20	.	1.16
J	50	02/12/89	.	393.00	1.02	J	50	05/18/89	30.90	163.00	1.12
J	50	02/13/89	.	.	1.05	J	50	05/19/89			1.42
J	50	02/14/89	52.90	265.00	1.01	J	50	05/20/89		.	1.09
J	50	02/15/89	51.30	380.00	0.96	J	50	05/21/89		44.00	1.03
J	50	02/16/89	56.20	358.00	1.16	J	50	05/22/89			1.20
J	50	02/17/89			1.15	J	50	05/23/89	26.10	85.00	1.14
J	50	02/18/89			1.08	J	50	05/24/89	26.10		1.17
J	50	02/19/89		295.00	1.13	J	50	05/25/89	26.90	92.00	1.26
J	50	02/20/89	.	358.00	1.22	J	50	05/26/89			1.20
J	50	02/21/89	149.60	768.00	1.15	J	50	05/27/89			0.95
J	50	02/22/89	62.60	213.00	0.29	J	50	05/28/89		.	0.91
J	50	02/23/89	44.80	240.00	0.08	J	50	05/29/89	.	89.00	0.54
J	50	02/24/89			0.98	J	50	05/30/89	33.00	91.00	1.13
J	50	02/25/89		.	1.02	J	50	05/31/89	35.10	.	1.12
J	50	02/26/89		130.00	0.80	J	50	06/01/89	33.10	94.00	1.00
J	50	02/27/89		148.00	1.06	J	50	06/02/89			1.24
J	50	02/28/89	29.50	147.00	1.06	J	50	06/03/89		.	1.44
J	50	03/01/89	18.50	.	1.02	J	50	06/04/89		93.00	1.29
J	50	03/02/89	22.70	158.00	0.92	J	50	06/05/89		.	1.24
J	50	03/03/89	.		0.96	J	50	06/06/89	33.20	80.00	1.17
J	50	03/04/89	.	.	0.92	J	50	06/07/89	44.70	.	1.08
J	50	03/05/89		70.00	0.98	J	50	06/08/89	37.60	101.00	1.09
J	50	03/06/89			1.02	J	50	06/09/89			1.12
J	50	03/07/89	19.40	97.00	0.93	J	50	06/10/89	.		1.14
J	50	03/08/89	22.40	.	0.96	J	50	06/11/89	.	97.00	1.17
J	50	03/09/89	21.90	53.00	1.30	J	50	06/12/89			1.19
J	50	03/10/89			1.06	J	50	06/13/89	54.60	169.00	1.25
J	50	03/11/89		.	0.90	J	50	06/14/89	58.80		1.20
J	50	03/12/89		60.00	0.87	J	50	06/15/89	79.70	265.00	0.99
J	50	03/13/89		.	0.88	J	50	06/16/89			1.15
J	50	03/14/89	31.60	62.00	0.84	J	50	06/17/89		.	1.14
J	50	03/15/89	21.30		0.98	J	50	06/18/89	.	83.00	0.83
J	50	03/16/89	16.00	43.00	1.05	J	50	06/19/89	.	.	1.36
J	50	03/17/89			1.03	J	50	06/20/89	44.40	99.00	0.99
J	50	03/18/89			0.96	J	50	06/21/89	33.70	.	0.89
J	50	03/19/89		50.00	0.93	J	50	06/22/89	36.70	80.00	0.61
J	50	03/20/89		55.00	1.15	J	50	06/23/89			1.10
J	50	03/21/89	25.60	67.00	1.25	J	50	06/24/89			1.03
J	50	03/22/89	25.60	53.00	1.15	J	50	06/25/89		83.00	1.05
J	50	03/23/89	31.00	43.00	1.17	J	50	06/26/89			0.97
J	50	03/24/89			1.08	J	50	06/27/89	40.90	97.00	0.90
J	50	03/25/89		.	1.01	J	50	06/28/89	47.10		1.08
J	50	03/26/89		73.00	0.95	J	50	06/29/89	55.10	138.00	1.03
J	50	03/27/89		58.00	1.07	J	50	06/30/89			1.04
J	50	03/28/89	29.40	73.00	1.06	J	50	07/01/89			1.05
J	50	03/29/89	35.80	67.00	1.06	J	50	07/02/89		109.00	1.10
J	50	03/30/89	34.50	72.00	1.01	J	50	07/03/89		.	1.26
J	50	03/31/89	.		1.28	J	50	07/04/89	49.50	151.00	1.10
J	50	04/01/89		.	0.97	J	50	07/05/89	55.30	.	1.04
J	50	04/02/89	.	103.00	1.16	J	50	07/06/89	42.70	85.00	1.15
J	50	04/03/89	.	73.00	1.05	J	50	07/07/89			1.06

Listing A - 2

Raw Data Listing of Daily BOD, TSS, and Flow Data
Used in Calculations of Variabililty Factors

Proposed Subpart	Mill	Sampling Date	BOD Conc (mg/l)	TSS Conc (mg/l)	Flow (mgd)
J	50	07/08/89	.	.	0.97
J	50	07/09/89	.	93.00	1.03
J	50	07/10/89	.	.	1.03
J	50	07/11/89	47.80	132.00	1.21
J	50	07/12/89	42.20	.	1.20
J	50	07/13/89	36.80	.	1.23
J	50	07/14/89	.	95.00	1.29
J	50	07/15/89	.	.	1.22
J	50	07/16/89	.	91.00	1.15
J	50	07/17/89	.		1.21
J	50	07/18/89	45.20	143.00	1.20
J	50	07/19/89	33.90	.	1.29
J	50	07/20/89	47.90	163.00	1.36
J	50	07/21/89	.	.	1.42
J	50	07/22/89	.	.	1.17
J	50	07/23/89	.	314.00	0.83
J	50	07/24/89	.	.	0.90
J	50	07/25/89	29.20	94.00	0.35
J	50	07/26/89	30.90	171.00	0.71
J	50	07/27/89	53.00	212.00	0.94
J	50	07/28/89	.	.	0.96
J	50	07/29/89	.	.	1.32
J	50	07/30/89	.	314.00	0.75
J	50	07/31/89	.	.	1.07
J	50	08/01/89	43.50	163.00	1.17
J	50	08/02/89	49.40	169.00	1.08
J	50	08/03/89	42.10	.	1.07
J	50	08/04/89	.	.	0.96
J	50	08/05/89	.	.	1.14
J	50	08/06/89	.	91.00	1.16
J	50	08/07/89	.	.	1.12
J	50	08/08/89	19.50	70.00	1.29
J	50	08/09/89	20.00	.	1.31
J	50	08/10/89	30.80	107.00	1.22
J	50	08/11/89	.	.	1.22
J	50	08/12/89	.	.	1.15
J	50	08/13/89	.	76.00	1.09
J	50	08/14/89	.	.	0.54
J	50	08/15/89	12.20	53.00	1.07
J	50	08/16/89	14.20		1.13
J	50	08/17/89	14.80	49.00	0.81
J	50	08/18/89			0.44
J	50	08/19/89	.	.	0.15
J	50	08/20/89	.	139.00	0.91
J	50	08/21/89	.		0.99
J	50	08/22/89	78.20	250.00	1.04
J	50	08/23/89	114.90	.	1.46
J	50	08/24/89	72.40	270.00	0.77
J	50	08/25/89	.		1.34
J	50	08/26/89	.	.	0.93
J	50	08/27/89	.	117.00	0.64
J	50	08/28/89	.	.	1.28
J	50	08/29/89	36.30	80.00	1.06
J	50	08/30/89	34.20	.	1.07
J	50	08/31/89	24.70	109.00	0.94
J	50	09/01/89		.	1.16
J	50	09/02/89	.	.	1.00
J	50	09/03/89	.	.	0.97
J	50	09/04/89	.	65.00	0.97
J	50	09/05/89	18.40	97.00	0.99
J	50	09/06/89	61.30	.	0.96
J	50	09/07/89	62.30	119.00	1.19
J	50	09/08/89	.	.	1.66
J	50	09/09/89	.	.	1.76
J	50	09/10/89	.	98.00	1.58
J	50	09/11/89		.	1.49
J	50	09/12/89	91.20	127.00	1.43
J	50	09/13/89	103.00	.	1.37
J	50	09/14/89	74.00	199.00	1.46
J	50	09/15/89	.	.	1.48
J	50	09/16/89	.	.	1.27
J	50	09/17/89	.	295.00	0.94
J	50	09/18/89	.	.	1.24
J	50	09/19/89	58.20	280.00	1.22
J	50	09/20/89	49.20	.	1.30
J	50	09/21/89	40.60	193.00	0.96
J	50	09/22/89	.	.	0.97
J	50	09/23/89	.	.	0.98
J	50	09/24/89	.	134.00	0.97
J	50	09/25/89	.	.	1.10
J	50	09/26/89	36.70	169.00	1.27
J	50	09/27/89	40.90	.	1.04
J	50	09/28/89	31.30	127.00	1.05
J	50	09/29/89	.	.	1.25
J	50	09/30/89			1.17
J	50	10/01/89		148.00	1.17
J	50	10/02/89		.	1.34
J	50	10/03/89	38.70	198.00	1.33
J	50	10/04/89	59.50	.	1.38
J	50	10/05/89	65.40	318.00	1.42
J	50	10/06/89	.	.	1.69
J	50	10/07/89	.		1.50
J	50	10/08/89	.	320.00	1.06
J	50	10/09/89	.	.	1.33
J	50	10/10/89	27.90	136.00	1.03
J	50	10/11/89	34.10	.	1.34
J	50	10/12/89	34.40	153.00	1.45
J	50	10/13/89	.	.	1.24
J	50	10/14/89	.	.	1.22
J	50	10/15/89	.	97.00	1.35
J	50	10/16/89	23.50	.	1.32
J	50	10/17/89	.	107.00	1.23
J	50	10/18/89	28.60	.	1.34
J	50	10/19/89	.	130.00	1.44
J	50	10/20/89			1.37
J	50	10/21/89	.	.	1.31
J	50	10/22/89		76.00	1.27
J	50	10/23/89	.	45.00	1.33
J	50	10/24/89	20.30	49.00	1.31
J	50	10/25/89	21.10	40.00	1.25
J	50	10/26/89	16.10	63.00	1.03
J	50	10/27/89	.	.	1.01
J	50	10/28/89	.	.	0.98
J	50	10/29/89	.	68.00	1.05
J	50	10/30/89		.	1.12
J	50	10/31/89	13.20	67.00	1.34
J	50	11/01/89	14.80		1.12
J	50	11/02/89	16.00	43.00	1.01
J	50	11/03/89	.		1.03
J	50	11/04/89	.		0.91
J	50	11/05/89	.	46.00	0.91
J	50	11/06/89	.		1.02
J	50	11/07/89	15.40	47.00	1.20
J	50	11/08/89	25.80	.	0.98
J	50	11/09/89	30.10	116.00	1.00
J	50	11/10/89	.		1.13
J	50	11/11/89	.	.	1.08
J	50	11/12/89	.	93.00	1.03
J	50	11/13/89		.	0.99
J	50	11/14/89	19.20	87.00	1.03
J	50	11/15/89	30.20		1.22
J	50	11/16/89	32.40	117.00	1.17
J	50	11/17/89		.	1.16
J	50	11/18/89	.		1.15
J	50	11/19/89	.	85.00	1.02
J	50	11/20/89		.	1.13
J	50	11/21/89	19.30	52.00	1.30
J	50	11/22/89	16.00	.	1.43
J	50	11/23/89	21.50	37.00	1.36
J	50	11/24/89	.		1.29
J	50	11/25/89		.	1.33
J	50	11/26/89	.	53.00	1.29
J	50	11/27/89	.		1.21
J	50	11/28/89	38.20	37.00	1.12
J	50	11/29/89	20.40		1.06
J	50	11/30/89	26.70	36.00	0.99
J	50	12/01/89	.	.	1.01
J	50	12/02/89		.	1.05
J	50	12/03/89	.	81.00	1.12
J	50	12/04/89		.	1.07
J	50	12/05/89	36.60	79.00	1.02
J	50	12/06/89	36.00	.	1.20
J	50	12/07/89	28.20	45.00	1.02
J	50	12/08/89	.		1.24
J	50	12/09/89	.	.	1.10
J	50	12/10/89	.	103.00	1.38
J	50	12/11/89	.	.	1.48
J	50	12/12/89	25.00	67.00	0.69
J	50	12/13/89	20.80	.	0.75
J	50	12/14/89	43.00	170.00	1.06
J	50	12/15/89		.	1.29
J	50	12/16/89		.	1.37
J	50	12/17/89	.	185.00	1.27
J	50	12/18/89	.	.	1.24
J	50	12/19/89	.	195.00	1.28
J	50	12/20/89	58.80	.	1.38
J	50	12/21/89	63.00	230.00	1.28
J	50	12/22/89	.		1.24
J	50	12/23/89	.		1.22
J	50	12/24/89		.	1.19
J	50	12/25/89		88.00	1.26
J	50	12/26/89	24.00	75.00	1.26
J	50	12/27/89	22.50	.	1.18
J	50	12/28/89	28.10	85.00	1.16
J	50	12/29/89		.	1.25
J	50	12/30/89	.	.	1.24
J	50	12/31/89	.	.	1.25
J	51	07/11/89	0.75	.	.
J	52	01/01/89	.		0.38
J	52	01/02/89	.		0.38
J	52	01/03/89	.	.	0.30
J	52	01/04/89	.	112.00	0.34
J	52	01/05/89			0.38
J	52	01/06/89	197.00	184.00	0.16
J	52	01/07/89		.	0.16
J	52	01/08/89	.	.	0.16
J	52	01/09/89	.	168.00	0.20
J	52	01/10/89	.	.	0.17
J	52	01/11/89	197.00	100.00	0.16
J	52	01/12/89	.	.	0.33

Listing A - 2

Raw Data Listing of Daily BOD, TSS, and Flow Data
Used in Calculations of Variabililty Factors

Proposed Subpart	Mill	Sampling Date	BOD Conc (mg/l)	TSS Conc (mg/l)	Flow (mgd)	Proposed Subpart	Mill	Sampling Date	BOD Conc (mg/l)	TSS Conc (mg/l)	Flow (mgd)
J	52	01/13/89	188.00	140.00	0.25	J	52	04/18/89			0.33
J	52	01/14/89			0.25	J	52	04/19/89	152.00	104.00	0.26
J	52	01/15/89		.	0.25	J	52	04/20/89			0.17
J	52	01/16/89		104.00	0.22	J	52	04/21/89	144.00		0.20
J	52	01/17/89			0.15	J	52	04/22/89			0.20
J	52	01/18/89	241.00	92.00	0.17	J	52	04/23/89		.	0.20
J	52	01/19/89			0.21	J	52	04/24/89		96.00	0.20
J	52	01/20/89	207.00	120.00	0.18	J	52	04/25/89		.	0.39
J	52	01/21/89		.	0.18	J	52	04/26/89	91.00	196.00	0.39
J	52	01/22/89		.	0.25	J	52	04/27/89			0.24
J	52	01/23/89		124.00	0.22	J	52	04/28/89			0.27
J	52	01/24/89	.	.	0.16	J	52	04/29/89			0.37
J	52	01/25/89	238.00	100.00	0.22	J	52	04/30/89		.	0.28
J	52	01/26/89		.	0.34	J	52	05/01/89		36.00	0.26
J	52	01/27/89	193.00	68.00	0.21	J	52	05/02/89	.	.	0.19
J	52	01/28/89			0.21	J	52	05/03/89	87.00	124.00	0.12
J	52	01/29/89			0.21	J	52	05/04/89		.	0.39
J	52	01/30/89		128.00	0.17	J	52	05/05/89		144.00	0.32
J	52	01/31/89			0.18	J	52	05/06/89			0.37
J	52	02/01/89	221.00	84.00	0.19	J	52	05/07/89			0.25
J	52	02/02/89			0.20	J	52	05/08/89		116.00	0.20
J	52	02/03/89	187.00	108.00	0.22	J	52	05/09/89	.	.	0.39
J	52	02/04/89			0.22	J	52	05/10/89	106.00	124.00	0.29
J	52	02/05/89		.	0.22	J	52	05/11/89			0.16
J	52	02/06/89		108.00	0.19	J	52	05/12/89		88.00	0.23
J	52	02/07/89		.	0.22	J	52	05/13/89			0.40
J	52	02/08/89	261.00	156.00	0.20	J	52	05/14/89			0.40
J	52	02/09/89	.	.	0.27	J	52	05/15/89		72.00	0.34
J	52	02/10/89	234.00	172.00	0.34	J	52	05/16/89		.	0.22
J	52	02/11/89	.	.	0.20	J	52	05/17/89	143.00	92.00	0.18
J	52	02/12/89	.	.	0.20	J	52	05/18/89			0.17
J	52	02/13/89		140.00	0.29	J	52	05/19/89	121.00	96.00	0.20
J	52	02/14/89		.	0.30	J	52	05/20/89			0.25
J	52	02/15/89	215.00	48.00	0.59	J	52	05/21/89	.		0.20
J	52	02/16/89		.	0.39	J	52	05/22/89	.	156.00	0.21
J	52	02/17/89	181.00	88.00	0.28	J	52	05/23/89			0.37
J	52	02/18/89			0.28	J	52	05/24/89	126.00	36.00	0.24
J	52	02/19/89		.	0.27	J	52	05/25/89			0.24
J	52	02/20/89		72.00	0.41	J	52	05/26/89	113.00	148.00	0.43
J	52	02/21/89	.		0.53	J	52	05/27/89			0.20
J	52	02/22/89	130.00	124.00	0.30	J	52	05/28/89			0.20
J	52	02/23/89	.	.	0.27	J	52	05/29/89		80.00	0.16
J	52	02/24/89	106.00	100.00	0.29	J	52	05/30/89			0.19
J	52	02/25/89			0.37	J	52	05/31/89	102.00	152.00	0.18
J	52	02/26/89		.	0.33	J	52	06/01/89	.		0.21
J	52	02/27/89		92.00	0.36	J	52	06/02/89	148.00	160.00	0.26
J	52	02/28/89	.	.	0.27	J	52	06/03/89			0.43
J	52	03/01/89	243.00	100.00	0.24	J	52	06/04/89			0.30
J	52	03/02/89	.	.	0.28	J	52	06/05/89		80.00	0.20
J	52	03/03/89	220.00	100.00	0.33	J	52	06/06/89			0.16
J	52	03/04/89			0.57	J	52	06/07/89	83.00	.	0.17
J	52	03/05/89		.	0.40	J	52	06/08/89	.	.	0.15
J	52	03/06/89		72.00	0.30	J	52	06/09/89		128.00	0.18
J	52	03/07/89	.	.	0.30	J	52	06/10/89			0.23
J	52	03/08/89	160.00	48.00	0.33	J	52	06/11/89			0.18
J	52	03/09/89		.	0.32	J	52	06/12/89		124.00	0.23
J	52	03/10/89	135.00	128.00	0.29	J	52	06/13/89	.		0.22
J	52	03/11/89			0.33	J	52	06/14/89	80.00	164.00	0.21
J	52	03/12/89		.	0.31	J	52	06/15/89	.	.	0.26
J	52	03/13/89		140.00	0.23	J	52	06/16/89	78.00	148.00	0.16
J	52	03/14/89	.	.	0.32	J	52	06/17/89			0.16
J	52	03/15/89	239.00	132.00	0.30	J	52	06/18/89			0.26
J	52	03/16/89			0.24	J	52	06/19/89			0.24
J	52	03/17/89	162.00	108.00	0.25	J	52	06/20/89		.	0.21
J	52	03/18/89			0.30	J	52	06/21/89	104.00	48.00	0.25
J	52	03/19/89		.	0.30	J	52	06/22/89		.	0.11
J	52	03/20/89		160.00	0.42	J	52	06/23/89	80.00	76.00	0.24
J	52	03/21/89			0.12	J	52	06/24/89			0.24
J	52	03/22/89	130.00		0.37	J	52	06/25/89			0.24
J	52	03/23/89			0.35	J	52	06/26/89		230.00	0.37
J	52	03/24/89		68.00	0.32	J	52	06/27/89			0.43
J	52	03/25/89			0.39	J	52	06/28/89	60.00	44.00	0.33
J	52	03/26/89			0.37	J	52	06/29/89	.		0.24
J	52	03/27/89			0.31	J	52	06/30/89	38.00		0.23
J	52	03/28/89	.	.	0.40	J	52	07/01/89			0.22
J	52	03/29/89	116.00	128.00	0.50	J	52	07/02/89			0.22
J	52	03/30/89			0.63	J	52	07/03/89			0.22
J	52	03/31/89	98.00		0.60	J	52	07/04/89	.	.	0.22
J	52	04/01/89	.	.	0.65	J	52	07/05/89	86.00	184.00	0.19
J	52	04/02/89			0.65	J	52	07/06/89		.	0.25
J	52	04/03/89		64.00	0.48	J	52	07/07/89	54.00	188.00	0.14
J	52	04/04/89		.	0.51	J	52	07/08/89			0.14
J	52	04/05/89	106.00	80.00	0.36	J	52	07/09/89		.	0.14
J	52	04/06/89			0.26	J	52	07/10/89		172.00	0.15
J	52	04/07/89			0.21	J	52	07/11/89		.	0.21
J	52	04/08/89			0.23	J	52	07/12/89	84.00	152.00	0.26
J	52	04/09/89			0.22	J	52	07/13/89	.	.	0.26
J	52	04/10/89		116.00	0.16	J	52	07/14/89	90.00	216.00	0.28
J	52	04/11/89			0.17	J	52	07/15/89			0.19
J	52	04/12/89	124.00	132.00	0.17	J	52	07/16/89			0.13
J	52	04/13/89			0.24	J	52	07/17/89		137.00	0.13
J	52	04/14/89	146.00	76.00	0.21	J	52	07/18/89		.	0.11
J	52	04/15/89		.	0.19	J	52	07/19/89		248.00	0.15
J	52	04/16/89		.	0.19	J	52	07/20/89			0.15
J	52	04/17/89	.	96.00	0.26	J	52	07/21/89	64.00	284.00	0.21

Listing A - 2

Raw Data Listing of Daily BOD, TSS, and Flow Data
Used in Calculations of Variabilility Factors

Proposed Subpart	Mill	Sampling Date	BOD Conc (mg/l)	TSS Conc (mg/l)	Flow (mgd)
J	52	07/22/89	.	.	0.21
J	52	07/23/89		.	0.21
J	52	07/24/89		124.00	0.34
J	52	07/25/89	.	.	0.35
J	52	07/26/89	49.00	96.00	0.35
J	52	07/27/89	.	.	0.36
J	52	07/28/89	50.00	.	0.26
J	52	07/29/89	.	.	0.26
J	52	07/30/89	.	.	0.26
J	52	07/31/89	.	164.00	0.23
J	52	08/01/89	.	.	0.19
J	52	08/02/89	75.00	100.00	0.21
J	52	08/03/89	.	.	0.14
J	52	08/04/89	55.00	100.00	0.29
J	52	08/05/89	.		0.43
J	52	08/06/89	.	.	0.49
J	52	08/07/89	.	100.00	0.24
J	52	08/08/89	.		0.14
J	52	08/09/89	72.00	60.00	0.15
J	52	08/10/89	.	.	0.14
J	52	08/11/89	60.00	172.00	0.10
J	52	08/12/89	.	.	0.10
J	52	08/13/89	.	.	0.10
J	52	08/14/89	.	52.00	0.18
J	52	08/15/89	.	.	0.20
J	52	08/16/89	44.00	108.00	0.16
J	52	08/17/89	.	.	0.14
J	52	08/18/89	61.00	.	0.16
J	52	08/19/89	.	.	0.16
J	52	08/20/89	.	.	0.16
J	52	08/21/89	.	140.00	0.18
J	52	08/22/89	.	.	0.23
J	52	08/23/89	98.00	88.00	0.23
J	52	08/24/89	.	.	0.21
J	52	08/25/89	74.00	72.00	0.17
J	52	08/26/89	.	.	0.17
J	52	08/27/89		.	0.17
J	52	08/28/89	.	88.00	0.16
J	52	08/29/89	.	.	0.24
J	52	08/30/89	104.00	96.00	0.24
J	52	08/31/89	.	.	0.21
J	52	09/01/89	78.00	92.00	0.16
J	52	09/02/89	.	.	0.16
J	52	09/03/89	.	.	0.16
J	52	09/04/89	.	.	0.16
J	52	09/05/89	.	.	0.16
J	52	09/06/89	70.00	16.00	0.20
J	52	09/07/89	.	.	0.18
J	52	09/08/89	65.00	68.00	0.16
J	52	09/09/89	.		0.16
J	52	09/10/89	.	.	0.16
J	52	09/11/89	.	140.00	0.29
J	52	09/12/89	.	.	0.17
J	52	09/13/89	94.00	140.00	0.18
J	52	09/14/89	.	.	0.16
J	52	09/15/89	92.00	100.00	0.17
J	52	09/16/89	.		0.17
J	52	09/17/89		.	0.18
J	52	09/18/89		296.00	0.08
J	52	09/19/89	.	.	0.09
J	52	09/20/89	136.00	172.00	0.11
J	52	09/21/89	.	.	0.59
J	52	09/22/89		.	0.32
J	52	09/23/89	.		0.32
J	52	09/24/89	.	.	0.32
J	52	09/25/89	.	294.00	0.54
J	52	09/26/89		.	0.10
J	52	09/27/89	.	.	.
J	52	09/28/89	.	.	0.00
J	52	09/29/89	.	.	0.02
J	52	09/30/89	.	.	0.02
J	52	10/01/89	.	.	0.02
J	52	10/02/89	.	.	0.29
J	52	10/03/89	.	.	0.24
J	52	10/04/89	122.00	.	0.10
J	52	10/05/89	.	.	0.14
J	52	10/06/89	137.00	76.00	0.15
J	52	10/07/89	.		0.15
J	52	10/08/89	.	.	0.15
J	52	10/09/89	.	244.00	0.14
J	52	10/10/89	.	.	0.29
J	52	10/11/89	89.00	268.00	0.20
J	52	10/12/89	.	.	0.12
J	52	10/13/89	87.00	.	0.18
J	52	10/14/89	.	.	0.18
J	52	10/15/89		.	0.18
J	52	10/16/89	.	92.00	0.16
J	52	10/17/89	.	.	0.19
J	52	10/18/89	88.00	132.00	0.39
J	52	10/19/89	.	.	0.27
J	52	10/20/89	75.00	84.00	0.16
J	52	10/21/89	.	.	0.16
J	52	10/22/89	.	.	0.16
J	52	10/23/89	.	104.00	0.35
J	52	10/24/89	.	.	0.14
J	52	10/25/89	133.00	108.00	0.13
J	52	10/26/89		100.00	0.08
J	52	10/27/89	122.00	.	0.11
J	52	10/28/89	.	.	0.11
J	52	10/29/89	.	.	0.11
J	52	10/30/89	.	104.00	0.12
J	52	10/31/89	.	.	0.19
J	52	11/01/89	115.00	136.00	0.19
J	52	11/02/89	.	.	0.21
J	52	11/03/89	114.00	80.00	0.11
J	52	11/04/89	.	.	0.11
J	52	11/05/89		.	0.11
J	52	11/06/89	.	100.00	0.30
J	52	11/07/89	.		0.18
J	52	11/08/89	113.00	88.00	0.24
J	52	11/09/89			0.03
J	52	11/10/89	51.00	80.00	0.01
J	52	11/11/89		.	0.08
J	52	11/12/89	.	.	0.08
J	52	11/13/89		224.00	0.11
J	52	11/14/89	88.00	.	0.11
J	52	11/15/89		20.00	0.31
J	52	11/16/89			0.06
J	52	11/17/89		112.00	0.24
J	52	11/18/89			0.24
J	52	11/19/89	.	.	0.24
J	52	11/20/89		116.00	0.62
J	52	11/21/89	93.00	.	0.53
J	52	11/22/89	.	136.00	0.20
J	52	11/23/89			0.20
J	52	11/24/89			0.20
J	52	11/25/89	.		0.20
J	52	11/26/89			0.20
J	52	11/27/89		64.00	0.22
J	52	11/28/89	77.00		0.22
J	52	11/29/89	.		0.22
J	52	11/30/89			0.18
J	52	12/01/89		.	0.14
J	52	12/02/89	.		0.14
J	52	12/03/89	.		0.14
J	52	12/04/89	.	126.00	0.49
J	52	12/05/89	.	.	0.55
J	52	12/06/89	158.00	64.00	0.33
J	52	12/07/89		.	0.26
J	52	12/08/89	214.00	152.00	0.29
J	52	12/09/89	.	.	0.29
J	52	12/10/89			0.29
J	52	12/11/89		124.00	0.27
J	52	12/12/89	92.00	.	0.14
J	52	12/13/89	.	48.00	0.22
J	52	12/14/89	.	.	0.18
J	52	12/15/89	231.00	140.00	0.21
J	52	12/16/89			0.21
J	52	12/17/89	.		0.21
J	52	12/18/89			0.26
J	52	12/19/89	.	.	0.21
J	52	12/20/89	.	100.00	0.20
J	52	12/21/89	.	.	0.19
J	52	12/22/89			0.25
J	52	12/23/89			0.33
J	52	12/24/89		.	0.31
J	52	12/25/89	.	.	0.38
J	52	12/26/89	94.00	.	0.18
J	52	12/27/89	.	156.00	0.16
J	52	12/28/89	.	.	0.16
J	52	12/29/89	.	.	0.30
J	52	12/30/89		.	0.32
J	52	12/31/89	.	.	0.34
J	53	01/01/89		.	0.15
J	53	01/02/89			0.19
J	53	01/03/89			0.14
J	53	01/04/89			0.14
J	53	01/05/89	.	.	0.10
J	53	01/06/89	.	.	0.16
J	53	01/07/89	.		0.13
J	53	01/08/89		.	0.13
J	53	01/09/89	.	.	0.13
J	53	01/10/89		.	0.11
J	53	01/11/89		.	0.13
J	53	01/12/89	.	.	0.18
J	53	01/13/89		.	0.16
J	53	01/14/89		.	0.13
J	53	01/15/89	.		0.14
J	53	01/16/89	.		0.15
J	53	01/17/89	.		0.14
J	53	01/18/89		.	0.12
J	53	01/19/89	.		0.14
J	53	01/20/89		.	0.14
J	53	01/21/89			0.14
J	53	01/22/89	.	.	0.14
J	53	01/23/89	.	.	0.11
J	53	01/24/89	.	.	0.11
J	53	01/25/89		.	0.11
J	53	01/26/89			0.11
J	53	01/27/89	.	.	0.15

Listing A - 2

Raw Data Listing of Daily BOD, TSS, and Flow Data
Used in Calculations of Variabililty Factors

Proposed Subpart	Mill	Sampling Date	BOD Conc (mg/l)	TSS Conc (mg/l)	Flow (mgd)	Proposed Subpart	Mill	Sampling Date	BOD Conc (mg/l)	TSS Conc (mg/l)	Flow (mgd)
J	53	01/28/89			0.12	J	53	05/03/89		26.00	0.10
J	53	01/29/89			0.12	J	53	05/04/89		29.00	0.10
J	53	01/30/89			0.14	J	53	05/05/89		32.00	0.10
J	53	01/31/89	.		0.11	J	53	05/06/89			0.10
J	53	02/01/89			0.12	J	53	05/07/89		.	0.10
J	53	02/02/89			0.13	J	53	05/08/89		46.00	0.10
J	53	02/03/89			0.14	J	53	05/09/89	.	.	0.10
J	53	02/04/89			0.13	J	53	05/10/89	38.00	41.50	0.10
J	53	02/05/89			0.13	J	53	05/11/89		45.00	0.12
J	53	02/06/89			0.11	J	53	05/12/89		34.00	0.12
J	53	02/07/89			0.12	J	53	05/13/89		.	0.12
J	53	02/08/89			0.13	J	53	05/14/89		48.00	0.12
J	53	02/09/89			0.12	J	53	05/15/89		45.00	0.11
J	53	02/10/89			0.15	J	53	05/16/89	.	42.00	0.10
J	53	02/11/89			0.14	J	53	05/17/89	31.00	53.00	0.11
J	53	02/12/89			0.13	J	53	05/18/89		37.00	0.11
J	53	02/13/89			0.14	J	53	05/19/89		29.00	0.11
J	53	02/14/89			0.13	J	53	05/20/89			0.11
J	53	02/15/89			0.14	J	53	05/21/89			0.11
J	53	02/16/89			0.12	J	53	05/22/89		29.00	0.11
J	53	02/17/89			0.16	J	53	05/23/89		.	0.11
J	53	02/18/89			0.12	J	53	05/24/89			0.11
J	53	02/19/89			0.13	J	53	05/25/89			0.11
J	53	02/20/89			0.12	J	53	05/26/89			0.11
J	53	02/21/89			0.13	J	53	05/27/89	41.00	22.50	0.11
J	53	02/22/89			0.13	J	53	05/28/89		28.00	0.11
J	53	02/23/89			0.13	J	53	05/29/89	32.00	39.50	0.11
J	53	02/24/89			0.14	J	53	05/30/89	21.00	31.00	0.13
J	53	02/25/89			0.12	J	53	05/31/89		.	0.11
J	53	02/26/89			0.13	J	53	06/01/89		19.00	0.11
J	53	02/27/89			0.13	J	53	06/02/89			0.11
J	53	02/28/89			0.13	J	53	06/03/89			0.11
J	53	03/01/89			0.14	J	53	06/04/89		28.00	0.11
J	53	03/02/89			0.14	J	53	06/05/89	.	54.00	0.11
J	53	03/03/89			0.13	J	53	06/06/89	34.00	34.00	0.11
J	53	03/04/89			0.13	J	53	06/07/89			0.11
J	53	03/05/89			0.13	J	53	06/08/89		.	0.11
J	53	03/06/89			0.12	J	53	06/09/89		.	0.11
J	53	03/07/89			0.13	J	53	06/10/89			0.11
J	53	03/08/89			0.15	J	53	06/11/89		18.00	0.11
J	53	03/09/89			0.15	J	53	06/12/89	.	28.00	0.11
J	53	03/10/89			0.12	J	53	06/13/89	13.00		0.11
J	53	03/11/89			0.14	J	53	06/14/89		24.00	0.11
J	53	03/12/89			0.14	J	53	06/15/89		17.00	0.11
J	53	03/13/89			0.14	J	53	06/16/89		18.00	0.11
J	53	03/14/89			0.14	J	53	06/17/89			0.11
J	53	03/15/89			0.14	J	53	06/18/89		21.00	0.11
J	53	03/16/89			0.14	J	53	06/19/89		31.00	0.11
J	53	03/17/89			0.13	J	53	06/20/89	31.00	42.00	0.11
J	53	03/18/89			0.12	J	53	06/21/89		33.00	0.10
J	53	03/19/89			0.12	J	53	06/22/89		19.00	0.11
J	53	03/20/89			0.13	J	53	06/23/89			0.11
J	53	03/21/89			0.12	J	53	06/24/89			0.13
J	53	03/22/89			0.11	J	53	06/25/89			0.13
J	53	03/23/89			0.11	J	53	06/26/89			0.13
J	53	03/24/89			0.08	J	53	06/27/89		.	0.13
J	53	03/25/89			0.10	J	53	06/28/89	13.00	20.00	0.10
J	53	03/26/89			0.11	J	53	06/29/89			0.10
J	53	03/27/89			0.11	J	53	06/30/89			0.10
J	53	03/28/89			0.11	J	53	08/01/89			0.11
J	53	03/29/89			0.10	J	53	08/02/89	12.00	12.50	0.12
J	53	03/30/89			0.11	J	53	08/03/89		20.00	0.11
J	53	03/31/89			0.13	J	53	08/04/89	.	14.00	0.13
J	53	04/01/89			0.11	J	53	08/05/89	.	.	0.11
J	53	04/02/89			0.11	J	53	08/06/89		21.00	0.10
J	53	04/03/89			0.10	J	53	08/07/89		18.00	0.11
J	53	04/04/89			0.12	J	53	08/08/89	14.00	21.00	0.11
J	53	04/05/89			0.12	J	53	08/09/89		20.00	0.10
J	53	04/06/89	.		0.12	J	53	08/10/89		24.00	0.11
J	53	04/07/89			0.14	J	53	08/11/89		26.00	0.09
J	53	04/08/89			0.12	J	53	08/12/89			0.11
J	53	04/09/89	.		0.12	J	53	08/13/89		38.00	0.11
J	53	04/10/89			0.13	J	53	08/14/89	.	43.00	0.10
J	53	04/11/89	.		0.12	J	53	08/15/89	44.00	62.50	0.09
J	53	04/12/89			0.10	J	53	08/16/89		43.00	0.10
J	53	04/13/89			0.11	J	53	08/17/89		43.00	0.11
J	53	04/14/89			0.12	J	53	08/18/89			0.11
J	53	04/15/89	.		0.12	J	53	08/19/89			0.11
J	53	04/16/89			0.12	J	53	08/20/89		47.00	0.11
J	53	04/17/89	.		0.12	J	53	08/21/89		71.00	0.11
J	53	04/18/89	30.00	75.50	0.12	J	53	08/22/89	41.00	60.50	0.10
J	53	04/19/89		69.00	0.11	J	53	08/23/89		38.00	0.11
J	53	04/20/89	22.00	74.00	0.12	J	53	08/24/89		34.00	0.09
J	53	04/21/89		.	0.12	J	53	08/25/89			0.11
J	53	04/22/89		43.00	0.10	J	53	08/26/89			0.11
J	53	04/23/89		.	0.11	J	53	08/27/89		36.00	0.10
J	53	04/24/89	.	38.00	0.10	J	53	08/28/89		41.00	0.10
J	53	04/25/89	13.00	31.50	0.10	J	53	08/29/89	24.00	39.50	0.11
J	53	04/26/89	.	.	0.12	J	53	08/30/89		34.00	0.10
J	53	04/27/89		32.00	0.09	J	53	08/31/89		29.00	0.11
J	53	04/28/89	.	33.00	0.10	J	53	09/01/89			0.11
J	53	04/29/89	.	.	0.09	J	53	09/02/89			0.10
J	53	04/30/89		.	0.10	J	53	09/03/89			0.13
J	53	05/01/89			0.10	J	53	09/04/89			0.05
J	53	05/02/89	26.00	20.00	0.10	J	53	09/05/89			0.03

Listing A - 2

Raw Data Listing of Daily BOD, TSS, and Flow Data
Used in Calculations of Variabililty Factors

Proposed Subpart	Mill	Sampling Date	BOD Conc (mg/l)	TSS Conc (mg/l)	Flow (mgd)	Proposed Subpart	Mill	Sampling Date	BOD Conc (mg/l)	TSS Conc (mg/l)	Flow (mgd)
J	53	09/06/89	33.00	29.50	0.09	J	53	12/10/89	38.00	29.00	0.13
J	53	09/07/89	.	34.00	0.11	J	53	12/11/89	.	31.00	0.13
J	53	09/08/89		65.00	0.11	J	53	12/12/89	23.00	33.00	0.11
J	53	09/09/89	.		0.13	J	53	12/13/89	.	.	0.11
J	53	09/10/89	.	11.00	0.13	J	53	12/14/89		37.00	0.11
J	53	09/11/89	.	8.00	0.13	J	53	12/15/89	.	39.00	0.11
J	53	09/12/89	11.00	10.00	0.13	J	53	12/16/89	.	.	0.11
J	53	09/13/89	.	13.00	0.11	J	53	12/17/89	29.00	44.00	0.12
J	53	09/14/89	.	15.00	0.12	J	53	12/18/89		42.00	0.13
J	53	09/15/89	.	.	0.13	J	53	12/19/89	33.00	42.00	0.11
J	53	09/16/89	.	.	0.12	J	53	12/20/89	.	51.00	0.12
J	53	09/17/89	.		0.13	J	53	12/21/89	.	.	0.14
J	53	09/18/89	.	16.00	0.13	J	53	12/22/89	.	.	0.12
J	53	09/19/89	28.00	30.50	0.13	J	53	12/23/89	.	.	0.14
J	53	09/20/89	.	42.00	0.13	J	53	12/24/89	.	.	0.08
J	53	09/21/89		87.00	0.11	J	53	12/25/89	.	.	0.04
J	53	09/22/89	.	.	0.12	J	53	12/26/89	68.00	74.00	0.05
J	53	09/23/89	.	.	0.13	J	53	12/27/89	.	62.00	0.08
J	53	09/24/89	.	.	0.13	J	53	12/28/89	29.00	38.00	0.11
J	53	09/25/89	.	.	0.11	J	53	12/29/89	.	.	0.12
J	53	09/26/89	.	.	0.13	J	53	12/30/89	.	.	0.13
J	53	09/27/89	44.00	88.00	0.13	J	53	12/31/89		25.00	0.13
J	53	09/28/89	.	.	0.12	J	54	01/01/89		.	0.51
J	53	09/29/89	.	54.00	0.13	J	54	01/02/89		.	0.47
J	53	09/30/89	.		0.14	J	54	01/03/89		.	0.56
J	53	10/01/89	.	48.00	0.13	J	54	01/04/89	.	.	0.53
J	53	10/02/89	.	35.00	0.11	J	54	01/05/89	150.00	180.00	0.53
J	53	10/03/89	20.00	44.00	0.12	J	54	01/06/89	.		0.53
J	53	10/04/89	.	36.00	0.13	J	54	01/07/89	.	.	0.55
J	53	10/05/89	.	33.00	0.11	J	54	01/08/89		.	0.50
J	53	10/06/89	.	24.00	0.11	J	54	01/09/89		.	0.53
J	53	10/07/89	.	.	0.11	J	54	01/10/89			0.53
J	53	10/08/89	.	.	0.11	J	54	01/11/89			0.60
J	53	10/09/89	.	17.00	0.12	J	54	01/12/89	150.00	170.00	0.55
J	53	10/10/89	.	.	0.09	J	54	01/13/89			0.55
J	53	10/11/89	17.00	17.00	0.11	J	54	01/14/89			0.50
J	53	10/12/89	.	.	0.11	J	54	01/15/89			0.52
J	53	10/13/89	.	24.00	0.11	J	54	01/16/89	.	.	0.54
J	53	10/14/89	.	.	0.12	J	54	01/17/89			0.54
J	53	10/15/89		25.00	0.13	J	54	01/18/89	.	.	0.54
J	53	10/16/89	.	22.00	0.13	J	54	01/19/89	140.00	160.00	0.53
J	53	10/17/89	17.00	25.00	0.09	J	54	01/20/89			0.55
J	53	10/18/89	.	22.00	0.15	J	54	01/21/89			0.56
J	53	10/19/89		21.00	0.12	J	54	01/22/89	.		0.50
J	53	10/20/89	.	.	0.09	J	54	01/23/89	.		0.52
J	53	10/21/89	.	.	0.14	J	54	01/24/89		.	0.52
J	53	10/22/89	.	20.00	0.13	J	54	01/25/89	.	.	0.52
J	53	10/23/89	.	17.00	0.11	J	54	01/26/89	170.00	180.00	0.50
J	53	10/24/89	14.00	17.00	0.11	J	54	01/27/89	.	.	0.53
J	53	10/25/89	.	18.00	0.10	J	54	01/28/89	.	.	0.52
J	53	10/26/89	.	18.00	0.11	J	54	01/29/89	.	.	0.52
J	53	10/27/89	.	.	0.11	J	54	01/30/89		.	0.52
J	53	10/28/89		.	0.13	J	54	01/31/89		.	0.50
J	53	10/29/89	.	36.00	0.13	J	54	02/01/89		.	0.55
J	53	10/30/89	.	32.00	0.11	J	54	02/02/89	184.00	190.00	0.53
J	53	10/31/89	35.00	35.00	0.10	J	54	02/03/89	.	.	0.53
J	53	11/01/89	.	38.00	0.11	J	54	02/04/89		.	0.55
J	53	11/02/89	.	30.00	0.13	J	54	02/05/89			0.48
J	53	11/03/89	.	27.00	0.13	J	54	02/06/89	.	.	0.53
J	53	11/04/89	.	.	0.12	J	54	02/07/89	.	.	0.52
J	53	11/05/89	.	19.00	0.13	J	54	02/08/89	.	.	0.53
J	53	11/06/89	.	25.00	0.14	J	54	02/09/89	162.00	160.00	0.63
J	53	11/07/89	13.00	18.50	0.13	J	54	02/10/89		.	0.72
J	53	11/08/89	.	22.00	0.11	J	54	02/11/89	.	.	0.63
J	53	11/09/89	.	35.00	0.13	J	54	02/12/89		.	0.52
J	53	11/10/89	.	.	0.11	J	54	02/13/89		.	0.52
J	53	11/11/89	.	.	0.12	J	54	02/14/89		.	0.52
J	53	11/12/89	.	36.00	0.12	J	54	02/15/89	168.00	160.00	0.53
J	53	11/13/89	.	40.00	0.12	J	54	02/16/89	.	.	0.54
J	53	11/14/89	27.00	48.00	0.11	J	54	02/17/89	.	.	0.52
J	53	11/15/89	.		0.10	J	54	02/18/89	.		0.54
J	53	11/16/89	.		0.11	J	54	02/19/89			0.48
J	53	11/17/89	.	.	0.12	J	54	02/20/89	.	.	0.52
J	53	11/18/89	.	.	0.13	J	54	02/21/89			0.55
J	53	11/19/89	.	60.00	0.11	J	54	02/22/89	.	.	0.53
J	53	11/20/89	32.00	48.50	0.11	J	54	02/23/89	160.00	170.00	0.52
J	53	11/21/89	.	45.00	0.11	J	54	02/24/89			0.53
J	53	11/22/89	.		0.16	J	54	02/25/89	.		0.48
J	53	11/23/89	.	.	0.05	J	54	02/26/89	.		0.52
J	53	11/24/89	.		0.08	J	54	02/27/89			0.54
J	53	11/25/89	.	.	0.13	J	54	02/28/89		.	0.56
J	53	11/26/89	.	.	0.13	J	54	03/01/89	.	.	0.44
J	53	11/27/89	.	.	0.14	J	54	03/02/89	154.00	160.00	0.52
J	53	11/28/89	18.00	44.50	0.13	J	54	03/03/89		.	0.53
J	53	11/29/89	.	37.00	0.12	J	54	03/04/89			0.54
J	53	11/30/89		.	0.11	J	54	03/05/89	.	.	0.50
J	53	12/01/89			0.08	J	54	03/06/89		.	0.55
J	53	12/02/89	.		0.12	J	54	03/07/89		.	0.50
J	53	12/03/89		23.00	0.13	J	54	03/08/89		.	0.50
J	53	12/04/89	.	19.00	0.12	J	54	03/09/89	150.00	160.00	0.52
J	53	12/05/89	16.00	17.00	0.15	J	54	03/10/89	.	.	0.51
J	53	12/06/89	.		0.13	J	54	03/11/89	.	.	0.49
J	53	12/07/89	.	25.00	0.14	J	54	03/12/89		.	0.52
J	53	12/08/89	.	34.00	0.13	J	54	03/13/89			0.52
J	53	12/09/89	.	.	0.12	J	54	03/14/89			0.53

Listing A 2

Raw Data Listing of Daily BOD, TSS, and Flow Data
Used in Calculations of Variabililty Factors

Proposed Subpart	Mill	Sampling Date	BOD Conc (mg/l)	TSS Conc (mg/l)	Flow (mgd)	Proposed Subpart	Mill	Sampling Date	BOD Conc (mg/l)	TSS Conc (mg/l)	Flow (mgd)
J	54	03/15/89	.	.	0.51	J	54	06/18/89			0.63
J	54	03/16/89	140.00	130.00	0.39	J	54	06/19/89			0.64
J	54	03/17/89			0.38	J	54	06/20/89			0.63
J	54	03/18/89			0.42	J	54	06/21/89			0.62
J	54	03/19/89			0.40	J	54	06/22/89	66.00	60.00	0.61
J	54	03/20/89			0.42	J	54	06/23/89		.	0.61
J	54	03/21/89		.	0.43	J	54	06/24/89	.	.	0.63
J	54	03/22/89		.	0.42	J	54	06/25/89			0.60
J	54	03/23/89	124.00	110.00	0.43	J	54	06/26/89			0.60
J	54	03/24/89			0.42	J	54	06/27/89			0.57
J	54	03/25/89			0.40	J	54	06/28/89	.		0.52
J	54	03/26/89			0.42	J	54	06/29/89	.	.	0.48
J	54	03/27/89			0.41	J	54	06/30/89	62.00	50.00	0.47
J	54	03/28/89			0.42	J	54	07/01/89			0.54
J	54	03/29/89	.	.	0.49	J	54	07/02/89			0.52
J	54	03/30/89	112.00	60.00	0.41	J	54	07/03/89			0.53
J	54	03/31/89		.	0.41	J	54	07/04/89			0.53
J	54	04/01/89			0.43	J	54	07/05/89		.	0.49
J	54	04/02/89			0.43	J	54	07/06/89	56.00	40.00	0.52
J	54	04/03/89	.		0.46	J	54	07/07/89	.	.	0.49
J	54	04/04/89	.		0.42	J	54	07/08/89		.	0.47
J	54	04/05/89		.	0.45	J	54	07/09/89			0.48
J	54	04/06/89	110.00	50.00	0.52	J	54	07/10/89			0.50
J	54	04/07/89			0.53	J	54	07/11/89			0.51
J	54	04/08/89			0.47	J	54	07/12/89			0.49
J	54	04/09/89			0.49	J	54	07/13/89	54.00	40.00	0.50
J	54	04/10/89			0.53	J	54	07/14/89			0.58
J	54	04/11/89			0.54	J	54	07/15/89			0.48
J	54	04/12/89	.		0.54	J	54	07/16/89			0.55
J	54	04/13/89	110.00	70.00	0.52	J	54	07/17/89			0.53
J	54	04/14/89			0.54	J	54	07/18/89			0.53
J	54	04/15/89			0.53	J	54	07/19/89			0.52
J	54	04/16/89			0.53	J	54	07/20/89	50.00	44.00	0.52
J	54	04/17/89			0.53	J	54	07/21/89			0.52
J	54	04/18/89			0.52	J	54	07/22/89			0.53
J	54	04/19/89	.		0.52	J	54	07/23/89			0.52
J	54	04/20/89	100.00	60.00	0.53	J	54	07/24/89			0.57
J	54	04/21/89			0.56	J	54	07/25/89			0.56
J	54	04/22/89			0.53	J	54	07/26/89	.	.	0.56
J	54	04/23/89			0.53	J	54	07/27/89	48.00	42.00	0.51
J	54	04/24/89			0.54	J	54	07/28/89			0.56
J	54	04/25/89			0.52	J	54	07/29/89			0.45
J	54	04/26/89	.	.	0.53	J	54	07/30/89			0.56
J	54	04/27/89	53.00	60.00	0.53	J	54	07/31/89		.	0.47
J	54	04/28/89			0.55	J	54	08/01/89		.	0.49
J	54	04/29/89			0.53	J	54	08/02/89	.		0.49
J	54	04/30/89			0.55	J	54	08/03/89	42.00	46.00	0.59
J	54	05/01/89			0.53	J	54	08/04/89		.	0.44
J	54	05/02/89			0.54	J	54	08/05/89			0.44
J	54	05/03/89		.	0.55	J	54	08/06/89			0.51
J	54	05/04/89	50.00	60.00	0.53	J	54	08/07/89			0.50
J	54	05/05/89			0.55	J	54	08/08/89			0.30
J	54	05/06/89			0.50	J	54	08/09/89			0.53
J	54	05/07/89		.	0.52	J	54	08/10/89	30.00	40.00	0.54
J	54	05/08/89	.		0.28	J	54	08/11/89			0.52
J	54	05/09/89			0.18	J	54	08/12/89			0.48
J	54	05/10/89		.	0.15	J	54	08/13/89			0.73
J	54	05/11/89	46.00	40.00	0.31	J	54	08/14/89			0.78
J	54	05/12/89			0.23	J	54	08/15/89			1.19
J	54	05/13/89			0.17	J	54	08/16/89	.		0.53
J	54	05/14/89			0.18	J	54	08/17/89	38.00	42.00	0.53
J	54	05/15/89			0.17	J	54	08/18/89			0.54
J	54	05/16/89			0.26	J	54	08/19/89			0.50
J	54	05/17/89			0.33	J	54	08/20/89			0.52
J	54	05/18/89	44.00	40.00	0.37	J	54	08/21/89			0.50
J	54	05/19/89			0.38	J	54	08/22/89			0.52
J	54	05/20/89			0.40	J	54	08/23/89		.	0.50
J	54	05/21/89			0.40	J	54	08/24/89	36.00	40.00	0.58
J	54	05/22/89			0.52	J	54	08/25/89			0.60
J	54	05/23/89			0.56	J	54	08/26/89			0.60
J	54	05/24/89			0.54	J	54	08/27/89			0.58
J	54	05/25/89	60.00	60.00	0.51	J	54	08/28/89			0.60
J	54	05/26/89			0.52	J	54	08/29/89			0.60
J	54	05/27/89			0.51	J	54	08/30/89			0.59
J	54	05/28/89			0.53	J	54	08/31/89	36.00	38.00	0.60
J	54	05/29/89			0.49	J	54	09/01/89			0.60
J	54	05/30/89			0.52	J	54	09/02/89			0.63
J	54	05/31/89	.		0.51	J	54	09/03/89			0.77
J	54	06/01/89	78.00	70.00	0.51	J	54	09/04/89			0.91
J	54	06/02/89			0.54	J	54	09/05/89			0.70
J	54	06/03/89			0.49	J	54	09/06/89	.		0.70
J	54	06/04/89			0.53	J	54	09/07/89	42.00	78.00	0.69
J	54	06/05/89			0.54	J	54	09/08/89			0.71
J	54	06/06/89			0.58	J	54	09/09/89			0.67
J	54	06/07/89	.	.	0.65	J	54	09/10/89			0.54
J	54	06/08/89	72.00	80.00	0.65	J	54	09/11/89			0.54
J	54	06/09/89			0.90	J	54	09/12/89			0.53
J	54	06/10/89			1.04	J	54	09/13/89			0.56
J	54	06/11/89			0.65	J	54	09/14/89	56.00	60.00	0.56
J	54	06/12/89		.	0.70	J	54	09/15/89			0.63
J	54	06/13/89	.		0.65	J	54	09/16/89			0.56
J	54	06/14/89	.	.	0.63	J	54	09/17/89			0.61
J	54	06/15/89	70.00	80.00	0.65	J	54	09/18/89	.		0.66
J	54	06/16/89		.	0.62	J	54	09/19/89	.		0.68
J	54	06/17/89			0.62	J	54	09/20/89			0.66

Listing A 2

Raw Data Listing of Daily BOD, TSS, and Flow Data
Used in Calculations of Variability Factors

Proposed Subpart	Mill	Sampling Date	BOD Conc (mg/l)	TSS Conc (mg/l)	Flow (mgd)	Proposed Subpart	Mill	Sampling Date	BOD Conc (mg/l)	TSS Conc (mg/l)	Flow (mgd)
J	54	09/21/89	60.00	80.00	0.67	J	54	12/26/89	.		0.31
J	54	09/22/89	.		0.71	J	54	12/27/89	.	.	0.50
J	54	09/23/89	.	.	0.61	J	54	12/28/89	288.00	150.00	0.51
J	54	09/24/89	.	.	0.52	J	54	12/29/89	.		0.50
J	54	09/25/89	.		0.53	J	54	12/30/89	.	.	0.51
J	54	09/26/89	.	.	0.53	J	54	12/31/89			0.50
J	54	09/27/89		.	0.59	K	55	01/03/89		.	0.50
J	54	09/28/89	67.00	80.00	0.59	K	55	01/04/89		14.00	2.30
J	54	09/29/89	.	.	0.61	K	55	01/05/89	3.80	10.00	2.00
J	54	09/30/89	.		0.62	K	55	01/06/89	.		2.40
J	54	10/01/89	.	.	0.60	K	55	01/07/89		.	2.70
J	54	10/02/89	.	.	0.62	K	55	01/08/89	.		2.60
J	54	10/03/89	.	.	0.66	K	55	01/09/89		2.00	2.50
J	54	10/04/89	.	.	0.67	K	55	01/10/89		4.00	2.20
J	54	10/05/89	68.00	100.00	0.65	K	55	01/11/89	.	2.00	2.40
J	54	10/06/89	.	.	0.66	K	55	01/12/89	8.20	6.00	1.90
J	54	10/07/89	.	.	0.65	K	55	01/13/89	.	4.00	2.10
J	54	10/08/89	.		0.63	K	55	01/14/89	.	.	2.30
J	54	10/09/89	.	.	0.63	K	55	01/15/89		.	1.30
J	54	10/10/89	.		0.61	K	55	01/16/89	.	.	1.10
J	54	10/11/89	.	.	0.62	K	55	01/17/89	.	4.00	2.30
J	54	10/12/89	70.00	120.00	0.62	K	55	01/18/89	.	12.00	1.70
J	54	10/13/89	.	.	0.61	K	55	01/19/89	19.10	4.00	1.40
J	54	10/14/89	.	.	0.56	K	55	01/20/89	.	6.00	1.60
J	54	10/15/89		.	0.58	K	55	01/21/89		.	2.10
J	54	10/16/89	.		0.57	K	55	01/22/89	.	.	1.50
J	54	10/17/89	.	.	0.61	K	55	01/23/89	.	.	1.20
J	54	10/18/89	.	.	0.61	K	55	01/24/89	.	6.00	2.60
J	54	10/19/89	78.00	140.00	0.60	K	55	01/25/89	.	2.00	2.50
J	54	10/20/89	.	.	0.64	K	55	01/26/89	10.00		2.30
J	54	10/21/89	.	.	0.57	K	55	01/27/89		.	2.40
J	54	10/22/89	.	.	0.58	K	55	01/28/89	.		2.30
J	54	10/23/89	.	.	0.60	K	55	01/29/89		.	2.20
J	54	10/24/89	.	.	0.59	K	55	01/30/89		.	1.90
J	54	10/25/89	.		0.60	K	55	01/31/89	.	6.00	2.20
J	54	10/26/89	94.00	170.00	0.59	K	55	02/01/89		8.00	2.20
J	54	10/27/89	.	.	0.60	K	55	02/02/89	14.00	4.00	2.20
J	54	10/28/89	.	.	0.60	K	55	02/03/89	.	8.00	2.20
J	54	10/29/89	.	.	0.60	K	55	02/04/89	.	.	2.00
J	54	10/30/89	.		0.59	K	55	02/05/89	.	.	1.50
J	54	10/31/89		.	0.60	K	55	02/06/89	.	2.00	1.30
J	54	11/01/89	.		0.59	K	55	02/07/89		.	1.90
J	54	11/02/89	102.00	170.00	0.60	K	55	02/08/89		4.00	2.00
J	54	11/03/89	.	.	0.65	K	55	02/09/89	6.60	.	1.90
J	54	11/04/89	.	.	0.61	K	55	02/10/89		10.00	2.20
J	54	11/05/89	.		0.64	K	55	02/11/89			2.10
J	54	11/06/89	.	.	0.64	K	55	02/12/89	.		1.60
J	54	11/07/89	.		0.52	K	55	02/13/89	.	.	1.60
J	54	11/09/89	108.00	160.00	.	K	55	02/14/89		8.00	3.00
J	54	11/10/89	.	.	0.53	K	55	02/15/89	.		2.30
J	54	11/11/89	.	.	0.49	K	55	02/16/89	12.50	6.00	2.40
J	54	11/12/89	.		0.53	K	55	02/17/89		6.00	2.00
J	54	11/13/89	.	.	0.51	K	55	02/18/89			1.90
J	54	11/14/89	.	.	0.51	K	55	02/19/89	.		1.80
J	54	11/15/89	.	.	0.52	K	55	02/20/89	.		1.20
J	54	11/16/89	112.00	170.00	0.53	K	55	02/21/89		.	1.90
J	54	11/17/89	.	.	0.53	K	55	02/22/89	.	.	2.20
J	54	11/18/89		.	0.51	K	55	02/23/89	.		2.20
J	54	11/19/89	.		0.52	K	55	02/24/89	5.00	5.00	2.20
J	54	11/20/89	.	.	0.52	K	55	02/25/89			1.40
J	54	11/21/89	.	.	0.51	K	55	02/26/89	.	.	1.40
J	54	11/22/89	.	.	0.64	K	55	02/27/89		.	1.20
J	54	11/23/89	118.00	190.00	0.47	K	55	02/28/89	.	43.00	1.90
J	54	11/24/89	.	.	0.52	K	55	03/01/89	.	40.00	2.20
J	54	11/25/89	.	.	0.51	K	55	03/02/89	12.80	35.00	2.20
J	54	11/26/89	.	.	0.53	K	55	03/03/89		20.00	2.40
J	54	11/27/89	.	.	0.50	K	55	03/04/89	.	.	2.20
J	54	11/28/89	.	.	0.50	K	55	03/05/89	.		2.20
J	54	11/29/89	.	.	0.50	K	55	03/06/89		.	2.20
J	54	11/30/89	124.00	180.00	0.52	K	55	03/07/89	.	.	2.30
J	54	12/01/89	.	.	0.52	K	55	03/08/89	.	6.00	2.30
J	54	12/02/89	.	.	0.51	K	55	03/09/89	6.30	2.00	2.10
J	54	12/03/89	.	.	0.51	K	55	03/10/89		.	2.30
J	54	12/04/89	.	.	0.51	K	55	03/11/89	.	.	2.10
J	54	12/05/89		.	0.50	K	55	03/12/89	.	.	2.40
J	54	12/06/89	.	.	0.52	K	55	03/13/89	.		2.20
J	54	12/07/89	168.00	160.00	0.50	K	55	03/14/89		2.50	2.40
J	54	12/08/89	.	.	0.50	K	55	03/15/89	.	14.00	2.10
J	54	12/09/89	.	.	0.49	K	55	03/16/89	8.50	4.00	2.20
J	54	12/10/89	.	.	0.52	K	55	03/17/89		7.50	2.20
J	54	12/11/89	.	.	0.53	K	55	03/18/89	.	.	2.20
J	54	12/12/89	.	.	0.53	K	55	03/19/89		.	2.20
J	54	12/13/89			0.53	K	55	03/20/89		4.00	1.90
J	54	12/14/89	214.00	170.00	0.62	K	55	03/21/89		.	1.50
J	54	12/15/89	.		0.67	K	55	03/22/89		.	2.10
J	54	12/16/89	.	.	0.66	K	55	03/23/89	9.10	2.00	2.20
J	54	12/17/89	.	.	0.51	K	55	03/24/89		4.00	2.20
J	54	12/18/89	.		0.51	K	55	03/25/89		.	2.30
J	54	12/19/89	.	.	0.52	K	55	03/26/89	.		2.40
J	54	12/20/89	.	.	0.52	K	55	03/27/89	.	.	2.10
J	54	12/21/89	260.00	140.00	0.51	K	55	03/28/89	.	.	2.30
J	54	12/22/89	.	.	0.50	K	55	03/29/89	.	6.00	2.40
J	54	12/23/89	.	.	0.47	K	55	03/30/89	3.80	2.00	2.20
J	54	12/24/89			0.24	K	55	04/01/89	.	.	2.20
J	54	12/25/89		.	0.15	K	55	04/02/89	.	.	2.00

Listing A 2

Raw Data Listing of Daily BOD, TSS, and Flow Data
Used in Calculations of Variabilility Factors

Proposed Subpart	Mill	Sampling Date	BOD Conc (mg/l)	TSS Conc (mg/l)	Flow (mgd)	Proposed Subpart	Mill	Sampling Date	BOD Conc (mg/l)	TSS Conc (mg/l)	Flow (mgd)
K	55	04/03/89			2.20	K	55	07/20/89	24.60	8.00	2.30
K	55	04/04/89		5.00	2.20	K	55	07/21/89		6.00	2.30
K	55	04/05/89	.	6.00	2.20	K	55	07/22/89			2.30
K	55	04/06/89	19.40	7.50	2.20	K	55	07/23/89			2.30
K	55	04/07/89		11.00	2.20	K	55	07/24/89			2.00
K	55	04/08/89		.	2.20	K	55	07/25/89		.	2.00
K	55	04/11/89		12.50	1.90	K	55	07/26/89		8.00	1.90
K	55	04/12/89	.	.	1.80	K	55	07/27/89		6.00	1.80
K	55	04/13/89	9.80	4.00	1.90	K	55	07/28/89			2.00
K	55	04/14/89		4.00	1.90	K	55	07/29/89		.	2.00
K	55	04/15/89		.	1.90	K	55	08/15/89		.	0.20
K	55	04/18/89	.	2.90	2.10	K	55	08/16/89	.	4.00	0.60
K	55	04/19/89		8.00	2.40	K	55	08/17/89	6.80		1.00
K	55	04/20/89	1.80	8.30	2.50	K	55	08/18/89		6.00	1.90
K	55	04/21/89		2.00	1.30	K	55	08/19/89			1.90
K	55	04/22/89		.	2.20	K	55	08/20/89			1.90
K	55	04/23/89		.	2.50	K	55	08/21/89		6.00	2.00
K	55	04/24/89		6.00	2.50	K	55	08/22/89		4.00	2.20
K	55	04/25/89		2.00	2.00	K	55	08/23/89	.	4.00	2.60
K	55	04/26/89		2.00	2.10	K	55	08/24/89	2.90	2.00	2.10
K	55	04/27/89	8.40	25.00	2.50	K	55	08/25/89		2.00	2.50
K	55	04/28/89			2.20	K	55	08/26/89			2.00
K	55	04/29/89			2.20	K	55	08/27/89			2.30
K	55	04/30/89			1.30	K	55	08/28/89			2.40
K	55	05/01/89		2.00	2.10	K	55	08/29/89		8.00	1.90
K	55	05/02/89		2.00	2.00	K	55	08/30/89		4.00	1.90
K	55	05/03/89			2.10	K	55	08/31/89	8.30	8.00	1.80
K	55	05/04/89	3.70	2.00	2.20	K	55	09/01/89		4.00	1.90
K	55	05/05/89	.	2.00	2.10	K	55	09/02/89	.		1.90
K	55	05/06/89			2.30	K	55	09/06/89	.	6.00	1.60
K	55	05/07/89	.		2.00	K	55	09/07/89	25.30	8.00	1.60
K	55	05/08/89	.		1.30	K	55	09/08/89		6.00	2.00
K	55	05/09/89		2.00	1.20	K	55	09/09/89			1.90
K	55	05/10/89		2.00	2.10	K	55	09/10/89			1.90
K	55	05/11/89	7.50	2.00	2.10	K	55	09/11/89			1.90
K	55	05/12/89		6.00	2.40	K	55	09/12/89			1.90
K	55	05/15/89		.	1.30	K	55	09/13/89	.	8.00	2.10
K	55	05/16/89		6.00	2.00	K	55	09/14/89	3.20	2.20	2.20
K	55	05/17/89	.		2.10	K	55	09/15/89			2.20
K	55	05/18/89	5.70		2.30	K	55	09/16/89			2.20
K	55	05/19/89		8.00	2.00	K	55	09/17/89			2.20
K	55	05/20/89			2.10	K	55	09/18/89			2.20
K	55	05/21/89			1.80	K	55	09/19/89			2.20
K	55	05/22/89		.	1.70	K	55	09/20/89		4.00	2.20
K	55	05/23/89		6.00	1.70	K	55	09/21/89	7.30	13.30	2.20
K	55	05/24/89	.	4.00	1.50	K	55	09/22/89			2.20
K	55	05/25/89	8.90	4.00	.	K	55	09/23/89			2.20
K	55	05/26/89	.	2.00		K	55	09/24/89		.	1.90
K	55	05/27/89		40.00	.	K	55	09/26/89	5.70	10.00	2.10
K	55	05/31/89		6.00	2.40	K	55	09/27/89	4.40	4.00	1.70
K	55	06/01/89	8.40	6.00	2.30	K	55	09/28/89		4.00	2.40
K	55	06/02/89			2.20	K	55	09/29/89	3.90	4.00	2.50
K	55	06/03/89			2.10	K	55	09/30/89			2.40
K	55	06/04/89			2.10	K	55	10/01/89			1.90
K	55	06/05/89			2.10	K	55	10/02/89		.	1.80
K	55	06/06/89			3.10	K	55	10/03/89		6.00	2.20
K	55	06/07/89		8.00	2.30	K	55	10/04/89		6.00	2.10
K	55	06/08/89	3.30	4.00	2.40	K	55	10/05/89	2.20	2.00	2.10
K	55	06/09/89			2.30	K	55	10/06/89		6.00	2.00
K	55	06/10/89			2.20	K	55	10/07/89			2.10
K	55	06/11/89			2.10	K	55	10/08/89			1.60
K	55	06/12/89			1.80	K	55	10/09/89		.	1.50
K	55	06/13/89		4.00	1.80	K	55	10/10/89		3.20	2.10
K	55	06/14/89		6.00	1.90	K	55	10/11/89		4.00	2.30
K	55	06/15/89	6.30	2.00	2.10	K	55	10/12/89	1.60	2.00	2.30
K	55	06/16/89			2.00	K	55	10/13/89		6.00	2.50
K	55	06/17/89			2.00	K	55	10/14/89			2.60
K	55	06/18/89			2.00	K	55	10/15/89			2.00
K	55	06/19/89	.		2.50	K	55	10/16/89		.	1.80
K	55	06/20/89	.	6.00	2.00	K	55	10/17/89		2.00	2.70
K	55	06/21/89		2.00	2.60	K	55	10/18/89		2.00	2.80
K	55	06/22/89	6.70	8.00	2.60	K	55	10/19/89	4.90	2.00	2.90
K	55	06/23/89	.	10.00	2.20	K	55	10/20/89	.	4.00	2.30
K	55	06/24/89			2.10	K	55	10/21/89	.		2.20
K	55	06/25/89	.		1.30	K	55	10/24/89		11.10	2.30
K	55	06/26/89	.	10.00	1.00	K	55	10/25/89		6.00	2.50
K	55	06/27/89		4.00	2.20	K	55	10/26/89	3.50	2.00	2.60
K	55	06/28/89	.	.	2.00	K	55	10/27/89		2.00	2.10
K	55	06/29/89	.	2.00	2.60	K	55	10/28/89		.	2.10
K	55	06/30/89	6.30	6.00	3.20	K	55	10/31/89		8.00	2.00
K	55	07/01/89	.		2.70	K	55	11/01/89		6.00	2.80
K	55	07/06/89	8.10	20.00	1.90	K	55	11/02/89	5.30	4.00	2.80
K	55	07/07/89		35.00	1.90	K	55	11/03/89			2.80
K	55	07/08/89			2.10	K	55	11/04/89			2.10
K	55	07/09/89			2.20	K	55	11/07/89		13.30	2.20
K	55	07/10/89		6.00	2.80	K	55	11/08/89		2.00	2.20
K	55	07/11/89		10.00	2.60	K	55	11/09/89	5.70	4.00	2.20
K	55	07/12/89		7.50	2.30	K	55	11/10/89		4.00	2.10
K	55	07/13/89	11.10	6.00	2.10	K	55	11/11/89			1.80
K	55	07/14/89	.	4.00	2.50	K	55	11/14/89		8.00	2.40
K	55	07/15/89	.		2.10	K	55	11/15/89		2.00	2.10
K	55	07/16/89		.	2.80	K	55	11/16/89	3.70	.	2.20
K	55	07/17/89		.	3.10	K	55	11/17/89			2.70
K	55	07/18/89		2.00	2.50	K	55	11/18/89			1.70
K	55	07/19/89		8.00	2.20	K	55	11/21/89		.	2.00

Listing A 2

Raw Data Listing of Daily BOD, TSS, and Flow Data
Used in Calculations of Variabililty Factors

Proposed Subpart	Mill	Sampling Date	BOD Conc (mg/l)	TSS Conc (mg/l)	Flow (mgd)
K	55	11/22/89	4.80	.	2.10
K	55	11/28/89	.	17.10	1.50
K	55	11/29/89	.	.	2.10
K	55	11/30/89	8.00	2.00	2.00
K	55	12/01/89	.	6.00	2.60
K	55	12/02/89	.	.	2.10
K	55	12/05/89	.		2.10
K	55	12/06/89	.	.	2.00
K	55	12/07/89	12.30	2.00	2.30
K	55	12/08/89	.		2.00
K	55	12/09/89	.	.	2.20
K	55	12/12/89	.	6.00	2.60
K	55	12/13/89	.	10.00	2.60
K	55	12/14/89	7.50	6.00	3.00
K	55	12/15/89	.	8.00	3.20
K	55	12/16/89	.	.	2.20
K	55	12/17/89	.		1.00
K	55	12/19/89	.	.	1.60
K	55	12/20/89	.		1.80
K	55	12/21/89	10.10		2.00
K	55	12/22/89	.	.	1.50
K	56	01/01/89	.	.	1.26
K	56	01/02/89	14.00	15.00	1.30
K	56	01/03/89	.	16.00	1.59
K	56	01/04/89	.	.	1.71
K	56	01/05/89	39.00	7.00	1.57
K	56	01/06/89	.	.	1.58
K	56	01/07/89	.	17.00	1.61
K	56	01/08/89	.	.	1.86
K	56	01/09/89	35.00	17.00	1.67
K	56	01/10/89	.	29.00	1.69
K	56	01/11/89	.	.	1.64
K	56	01/12/89	47.00	17.00	1.67
K	56	01/13/89	.	.	1.53
K	56	01/14/89	.		1.28
K	56	01/15/89	.	.	0.31
K	56	01/16/89	33.00	41.00	1.78
K	56	01/17/89	.	17.00	1.86
K	56	01/18/89	.	.	1.94
K	56	01/19/89	20.00	17.00	1.79
K	56	01/20/89	.		1.71
K	56	01/21/89	.	29.00	1.49
K	56	01/22/89	.	.	1.68
K	56	01/23/89	64.00	13.00	1.67
K	56	01/24/89	.	15.00	1.81
K	56	01/25/89	.	.	1.46
K	56	01/26/89	70.00	8.00	1.48
K	56	01/27/89	.	.	1.54
K	56	01/28/89	.		1.31
K	56	01/29/89	.	.	0.40
K	56	01/30/89	47.00	19.00	1.31
K	56	01/31/89	.	25.00	1.88
K	56	02/01/89	.		1.73
K	56	02/02/89	31.00	21.00	1.89
K	56	02/03/89	.		1.78
K	56	02/04/89	.	22.00	1.73
K	56	02/05/89	.	.	1.82
K	56	02/06/89	92.00	14.00	1.82
K	56	02/07/89	.	.	1.93
K	56	02/08/89	.	10.00	1.81
K	56	02/09/89	30.00	5.00	1.13
K	56	02/10/89	.	.	1.26
K	56	02/11/89	.		1.23
K	56	02/12/89	.	.	1.30
K	56	02/13/89	29.00	20.00	1.54
K	56	02/14/89	.	.	1.78
K	56	02/15/89	.	32.00	1.67
K	56	02/16/89	91.00	41.00	1.59
K	56	02/17/89	.		1.67
K	56	02/18/89	.	24.00	1.81
K	56	02/19/89	.	.	1.67
K	56	02/20/89	69.00	14.00	1.76
K	56	02/21/89	.	24.00	1.98
K	56	02/22/89	.	.	1.81
K	56	02/23/89	100.00	26.00	1.77
K	56	02/24/89	.	.	1.23
K	56	02/25/89	.	.	1.31
K	56	02/26/89	.	.	1.44
K	56	02/27/89	5.00	24.00	1.15
K	56	02/28/89	.	25.00	1.18
K	56	03/01/89	.	.	1.27
K	56	03/02/89	46.00	3.00	1.34
K	56	03/03/89	.	.	1.37
K	56	03/04/89	.	18.00	1.40
K	56	03/05/89	.	.	1.64
K	56	03/06/89	24.00	21.00	1.61
K	56	03/07/89	.	40.00	1.51
K	56	03/08/89	.	.	1.23
K	56	03/09/89	37.00	5.00	1.49
K	56	03/10/89	.	.	1.58
K	56	03/11/89	.	22.00	0.82
K	56	03/12/89	.	.	1.26
K	56	03/13/89	76.00	18.00	1.81
K	56	03/14/89	.	9.00	1.77
K	56	03/15/89	.	.	1.89
K	56	03/16/89	80.00	23.00	1.90
K	56	03/17/89		.	1.60
K	56	03/18/89	.	20.00	1.58
K	56	03/19/89	.	.	1.53
K	56	03/20/89	54.00	14.00	1.63
K	56	03/21/89	.	.	1.50
K	56	03/22/89	87.00	6.00	1.44
K	56	03/23/89		.	1.63
K	56	03/24/89	.	.	1.60
K	56	03/25/89		10.00	1.65
K	56	03/26/89		.	1.71
K	56	03/27/89	66.00	9.00	1.80
K	56	03/28/89	.	8.00	1.62
K	56	03/29/89			1.61
K	56	03/30/89	63.00	4.00	1.86
K	56	03/31/89		.	1.81
K	56	04/01/89	.	12.00	1.64
K	56	04/02/89		.	1.91
K	56	04/03/89	57.00	1.00	1.50
K	56	04/04/89	.	7.00	1.41
K	56	04/05/89		.	1.51
K	56	04/06/89	39.00	14.00	1.37
K	56	04/07/89		.	1.39
K	56	04/08/89	.	16.00	1.39
K	56	04/09/89	.		1.43
K	56	04/10/89	85.00	30.00	1.57
K	56	04/11/89	.	16.00	1.60
K	56	04/12/89		.	1.37
K	56	04/13/89	44.00	16.00	1.42
K	56	04/14/89		.	1.38
K	56	04/15/89	.	.	1.50
K	56	04/16/89		.	1.47
K	56	04/17/89	28.00	22.00	1.59
K	56	04/18/89		12.00	1.61
K	56	04/19/89	.	.	1.49
K	56	04/20/89	54.00	18.00	1.67
K	56	04/21/89		.	1.70
K	56	04/22/89	.	.	1.71
K	56	04/23/89	.		1.74
K	56	04/24/89	61.00	37.00	1.85
K	56	04/25/89	.		1.76
K	56	04/26/89	.		1.80
K	56	04/27/89	82.00	12.00	1.88
K	56	04/28/89			1.40
K	56	04/29/89	.		1.53
K	56	04/30/89	.	.	1.57
K	56	05/01/89	18.00	8.00	1.69
K	56	05/02/89		22.00	1.37
K	56	05/03/89		.	1.67
K	56	05/04/89	64.00	13.00	1.66
K	56	05/05/89		.	1.64
K	56	05/06/89		25.00	1.79
K	56	05/07/89	74.00	15.00	1.80
K	56	05/08/89	.		1.59
K	56	05/09/89	55.00	24.00	1.64
K	56	05/10/89		.	1.65
K	56	05/11/89	53.00	14.00	1.87
K	56	05/12/89	.	.	1.75
K	56	05/13/89	.	37.00	1.51
K	56	05/14/89	58.00	16.00	1.56
K	56	05/15/89	.	.	1.62
K	56	05/16/89	71.00	18.00	1.51
K	56	05/17/89	.	.	1.72
K	56	05/18/89	35.00	22.00	1.62
K	56	05/19/89		.	2.03
K	56	05/20/89		26.00	1.60
K	56	05/21/89	37.00	17.00	0.84
K	56	05/22/89	.	.	1.67
K	56	05/23/89	41.00	3.00	1.60
K	56	05/24/89			1.56
K	56	05/25/89	44.00	17.00	1.59
K	56	05/26/89		.	1.62
K	56	05/27/89	.	27.00	1.56
K	56	05/28/89	.	.	1.64
K	56	05/29/89	.		1.79
K	56	05/30/89	59.00	27.00	1.52
K	56	05/31/89	.		1.44
K	56	06/01/89	70.00	16.00	1.65
K	56	06/02/89		.	1.52
K	56	06/03/89	.	.	1.59
K	56	06/04/89	67.00	6.00	1.57
K	56	06/05/89	.	.	1.70
K	56	06/06/89	38.00	22.00	0.89
K	56	06/07/89	.	.	1.58
K	56	06/08/89	49.00	20.00	1.71
K	56	06/09/89	.	.	1.64
K	56	06/10/89	.	.	1.58
K	56	06/11/89	27.00	12.00	1.60
K	56	06/12/89	.	.	1.62
K	56	06/13/89	40.00	10.00	1.65
K	56	06/14/89	.	.	2.12
K	56	06/15/89	29.00	6.00	1.70
K	56	06/16/89	.	.	1.84
K	56	06/17/89	.	.	1.74
K	56	06/18/89	38.00	27.00	1.67

Listing A 2

Raw Data Listing of Daily BOD, TSS, and Flow Data
Used in Calculations of Variabililty Factors

Proposed Subpart	Mill	Sampling Date	BOD Conc (mg/l)	TSS Conc (mg/l)	Flow (mgd)	Proposed Subpart	Mill	Sampling Date	BOD Conc (mg/l)	TSS Conc (mg/l)	Flow (mgd)
K	56	06/19/89			1.41	K	56	09/22/89			1.97
K	56	06/20/89	62.00	24.00	1.71	K	56	09/23/89		17.00	1.66
K	56	06/21/89			1.38	K	56	09/24/89			1.35
K	56	06/22/89	45.00	25.00	1.46	K	56	09/25/89	67.00	5.00	1.72
K	56	06/23/89	.		1.69	K	56	09/26/89		12.00	1.77
K	56	06/24/89	.	.	1.58	K	56	09/27/89	.		1.80
K	56	06/25/89	23.00	20.00	1.77	K	56	09/28/89	75.00	14.00	1.60
K	56	06/26/89	.	.	1.52	K	56	09/29/89		.	1.52
K	56	06/27/89	42.00	25.00	1.89	K	56	09/30/89		14.00	1.36
K	56	06/28/89			2.09	K	56	10/01/89	.	.	1.51
K	56	06/29/89	.	.	1.73	K	56	10/02/89	53.00	14.00	1.47
K	56	06/30/89	.	.	0.95	K	56	10/03/89		32.00	0.63
K	56	07/01/89			0.07	K	56	10/04/89			1.34
K	56	07/02/89			0.74	K	56	10/05/89	34.00	11.00	1.55
K	56	07/03/89			0.42	K	56	10/06/89		.	1.40
K	56	07/04/89			0.24	K	56	10/07/89		35.00	1.28
K	56	07/05/89	.		0.06	K	56	10/08/89	.	.	1.56
K	56	07/06/89	.		0.00	K	56	10/09/89	170.00	9.00	1.26
K	56	07/07/89			0.47	K	56	10/10/89		19.00	1.66
K	56	07/08/89			0.43	K	56	10/11/89			3.23
K	56	07/09/89			0.39	K	56	10/12/89	120.00	1.00	1.51
K	56	07/10/89			1.13	K	56	10/13/89		.	1.59
K	56	07/11/89			0.92	K	56	10/14/89		12.00	1.76
K	56	07/12/89			0.92	K	56	10/15/89		.	1.69
K	56	07/13/89			0.78	K	56	10/16/89	33.00	8.00	1.63
K	56	07/14/89			0.87	K	56	10/17/89		9.00	1.11
K	56	07/15/89		.	0.79	K	56	10/18/89		.	1.33
K	56	07/16/89	.	12.00	0.29	K	56	10/19/89	53.00	5.00	1.49
K	56	07/17/89	38.00	23.00	1.19	K	56	10/20/89			1.75
K	56	07/18/89			1.39	K	56	10/21/89		13.00	1.40
K	56	07/19/89		.	1.73	K	56	10/22/89	.		1.43
K	56	07/20/89	14.00	8.00	1.59	K	56	10/23/89	46.00	17.00	1.61
K	56	07/21/89	.	.	1.45	K	56	10/24/89		25.00	1.61
K	56	07/22/89	.	18.00	1.54	K	56	10/25/89	.	.	1.46
K	56	07/23/89	.	.	1.47	K	56	10/26/89	37.00	7.00	1.49
K	56	07/24/89	76.00	16.00	1.78	K	56	10/27/89			1.57
K	56	07/25/89	.	24.00	1.54	K	56	10/28/89		1.00	1.49
K	56	07/26/89	.	.	0.93	K	56	10/29/89	.		1.61
K	56	07/27/89	5.00	20.00	1.03	K	56	10/30/89	48.00	11.00	1.64
K	56	07/28/89		.	1.66	K	56	10/31/89	.	20.00	1.79
K	56	07/29/89		23.00	1.39	K	56	11/01/89			1.73
K	56	07/30/89	.	.	1.07	K	56	11/02/89	81.00	16.00	1.67
K	56	07/31/89	60.00	26.00	1.78	K	56	11/03/89		.	1.60
K	56	08/01/89		42.00	1.67	K	56	11/04/89		8.00	1.75
K	56	08/02/89	.	.	1.53	K	56	11/05/89			1.54
K	56	08/03/89	29.00	5.00	1.63	K	56	11/06/89	40.00	8.00	1.17
K	56	08/04/89		.	1.54	K	56	11/07/89			1.35
K	56	08/05/89		4.00	1.49	K	56	11/08/89		12.00	1.15
K	56	08/06/89	.	.	1.41	K	56	11/09/89	5.00	14.00	1.55
K	56	08/07/89	29.00	18.00	1.63	K	56	11/10/89			1.60
K	56	08/08/89		11.00	1.61	K	56	11/11/89			1.65
K	56	08/09/89	.	.	1.39	K	56	11/12/89		12.00	1.71
K	56	08/10/89	45.00	10.00	1.53	K	56	11/13/89	100.00	17.00	1.60
K	56	08/11/89		.	1.50	K	56	11/14/89		10.00	1.27
K	56	08/12/89		15.00	1.53	K	56	11/15/89			1.29
K	56	08/13/89	.	.	1.70	K	56	11/16/89	65.00	10.00	1.66
K	56	08/14/89	83.00	10.00	1.64	K	56	11/17/89	.		1.30
K	56	08/15/89	.	7.00	1.74	K	56	11/18/89	.	10.00	1.53
K	56	08/16/89	.	.	1.46	K	56	11/19/89	38.00	10.00	1.68
K	56	08/17/89	38.00	10.00	1.40	K	56	11/20/89	.		1.85
K	56	08/18/89		.	1.46	K	56	11/21/89	.	11.00	1.56
K	56	08/19/89		5.00	1.47	K	56	11/22/89			0.66
K	56	08/20/89			1.57	K	56	11/23/89			0.94
K	56	08/21/89	52.00	7.00	1.40	K	56	11/24/89		.	0.95
K	56	08/22/89		19.00	1.34	K	56	11/25/89		20.00	0.98
K	56	08/23/89	.		1.01	K	56	11/26/89		.	2.00
K	56	08/24/89	55.00	1.00	1.39	K	56	11/27/89	57.00	140.00	1.82
K	56	08/25/89			1.66	K	56	11/28/89		20.00	1.75
K	56	08/26/89		14.00	1.61	K	56	11/29/89			2.25
K	56	08/27/89			1.67	K	56	11/30/89	78.00	24.00	1.54
K	56	08/28/89	51.00	16.00	1.70	K	56	12/01/89			1.60
K	56	08/29/89		38.00	1.92	K	56	12/02/89		3.00	1.38
K	56	08/30/89	24.00	7.00	1.64	K	56	12/03/89			1.45
K	56	08/31/89			1.56	K	56	12/04/89	18.00	12.00	1.51
K	56	09/01/89		.	1.74	K	56	12/05/89		1.00	1.52
K	56	09/02/89		9.00	1.64	K	56	12/06/89			1.37
K	56	09/03/89			1.80	K	56	12/07/89	43.00	22.00	1.14
K	56	09/04/89	80.00	6.00	1.55	K	56	12/08/89			1.04
K	56	09/05/89		19.00	1.21	K	56	12/09/89		16.00	1.44
K	56	09/06/89			1.24	K	56	12/10/89			1.61
K	56	09/07/89	66.00	12.00	1.26	K	56	12/11/89	42.00	15.00	1.48
K	56	09/08/89	.		1.35	K	56	12/12/89		1.00	1.45
K	56	09/09/89	.	27.00	1.43	K	56	12/13/89			1.36
K	56	09/10/89		.	1.49	K	56	12/14/89	67.00	1.00	1.39
K	56	09/11/89	52.00	18.00	1.59	K	56	12/15/89		.	1.52
K	56	09/12/89			1.73	K	56	12/16/89		18.00	1.60
K	56	09/13/89		17.00	1.48	K	56	12/17/89		.	1.53
K	56	09/14/89	10.00	15.00	1.56	K	56	12/18/89	50.00	5.00	1.60
K	56	09/15/89		.	1.43	K	56	12/19/89	.		1.66
K	56	09/16/89	.	16.00	1.56	K	56	12/20/89		.	1.68
K	56	09/17/89	.	.	1.49	K	56	12/21/89	67.00	16.00	1.57
K	56	09/18/89	50.00	10.00	1.57	K	56	12/22/89		.	1.64
K	56	09/19/89		12.00	1.77	K	56	12/23/89		8.00	1.21
K	56	09/20/89	.	.	1.61	K	56	12/24/89			1.45
K	56	09/21/89	69.00	6.00	1.78	K	56	12/25/89			1.45

Listing A - 2

Raw Data Listing of Daily BOD, TSS, and Flow Data
Used in Calculations of Variabililty Factors

Proposed Subpart	Mill	Sampling Date	BOD Conc (mg/l)	TSS Conc (mg/l)	Flow (mgd)
K	56	12/26/89	.	.	1.45
K	56	12/27/89	.	.	1.04
K	56	12/28/89	5.00	6.00	1.09
K	56	12/29/89	.		1.08
K	56	12/30/89	.	19.00	1.11
K	56	12/31/89	.	.	1.11
K	57	01/01/89	10.00	14.50	3.18
K	57	01/02/89	14.00	16.50	3.22
K	57	01/03/89	13.00	16.00	3.27
K	57	01/04/89	7.00	20.00	3.34
K	57	01/05/89	14.00	21.50	3.35
K	57	01/06/89	23.00	29.00	3.34
K	57	01/07/89	21.00	27.00	3.24
K	57	01/08/89	8.00	15.50	3.28
K	57	01/09/89	12.00	20.50	3.22
K	57	01/10/89	13.00	31.00	2.88
K	57	01/11/89	10.00	35.00	3.23
K	57	01/12/89	9.00	30.50	3.17
K	57	01/13/89	10.00	32.00	3.37
K	57	01/14/89	11.00	26.00	3.15
K	57	01/15/89	8.00	16.00	2.88
K	57	01/16/89	9.00	16.50	2.98
K	57	01/17/89	12.00	19.50	3.21
K	57	01/18/89	16.00	24.50	3.09
K	57	01/19/89	6.00	21.00	3.05
K	57	01/20/89	11.00	20.00	3.27
K	57	01/21/89	9.00	15.50	3.24
K	57	01/22/89	7.00	14.00	3.33
K	57	01/23/89	10.00	18.00	3.12
K	57	01/24/89	6.00	37.00	3.39
K	57	01/25/89	10.00	22.50	3.15
K	57	01/26/89	13.00	18.00	3.00
K	57	01/27/89	10.00	28.00	3.12
K	57	01/28/89	13.00	28.00	3.35
K	57	01/29/89	.	.	3.14
K	57	01/30/89	12.00	23.00	3.25
K	57	01/31/89	9.00	21.00	2.98
K	57	02/01/89	13.00	19.00	3.00
K	57	02/02/89	14.00	34.00	3.58
K	57	02/03/89	15.00	31.00	3.33
K	57	02/04/89	11.00	19.50	3.27
K	57	02/05/89	15.00	20.00	3.27
K	57	02/06/89	9.00	14.50	2.95
K	57	02/07/89	14.00	24.50	3.11
K	57	02/08/89	15.00	31.50	2.86
K	57	02/09/89	12.00	29.00	2.76
K	57	02/10/89	16.00	25.00	3.54
K	57	02/11/89	12.00	21.00	2.92
K	57	02/12/89	9.00	20.00	2.85
K	57	02/13/89	8.00	17.00	2.98
K	57	02/14/89	11.00	16.50	3.05
K	57	02/15/89	19.00	44.00	3.68
K	57	02/16/89	24.00	36.00	3.28
K	57	02/17/89	20.00	32.00	2.82
K	57	02/18/89	7.00	22.00	3.90
K	57	02/19/89	6.00	17.50	2.91
K	57	02/20/89	6.00	15.50	3.11
K	57	02/21/89	15.00	18.50	3.55
K	57	02/22/89	8.00	18.50	3.06
K	57	02/23/89	7.00	13.50	2.83
K	57	02/24/89	5.00	14.00	3.04
K	57	02/25/89	9.00	16.50	3.09
K	57	02/26/89	8.00	7.00	3.06
K	57	02/27/89	12.00	18.00	3.90
K	57	02/28/89	8.00	11.50	3.85
K	57	03/01/89	11.00	15.00	2.93
K	57	03/02/89	8.00	10.50	2.96
K	57	03/03/89	7.00	14.50	2.98
K	57	03/04/89	15.00	21.50	3.01
K	57	03/05/89	46.00	26.50	3.01
K	57	03/06/89	49.00	29.50	2.79
K	57	03/07/89	22.00	21.50	3.02
K	57	03/08/89	7.00	16.00	3.06
K	57	03/09/89	7.00	8.00	3.44
K	57	03/10/89	6.00	12.00	3.26
K	57	03/11/89	7.00	12.00	3.21
K	57	03/12/89	17.00	10.00	3.17
K	57	03/13/89	11.00	11.00	2.95
K	57	03/14/89	9.00	18.00	2.94
K	57	03/15/89	31.00	32.00	3.03
K	57	03/16/89	29.00	32.00	3.08
K	57	03/17/89	43.00	56.50	3.33
K	57	03/18/89	15.00	38.00	3.26
K	57	03/19/89	10.00	14.00	3.23
K	57	03/20/89	14.00	13.50	3.23
K	57	03/21/89	15.00	45.00	3.34
K	57	03/22/89	22.00	34.00	3.10
K	57	03/23/89	15.00	32.00	3.23
K	57	03/24/89	10.00	23.00	2.94
K	57	03/25/89	11.00	26.50	3.01
K	57	03/26/89	9.00	22.00	3.09
K	57	03/27/89	16.00	28.00	3.10
K	57	03/28/89	19.00	40.50	3.10
K	57	03/29/89	13.00	21.00	2.92
K	57	03/30/89	11.00	27.50	3.26
K	57	03/31/89	12.00	45.50	3.02
K	57	04/01/89	15.00	35.00	3.10
K	57	04/02/89	15.00	35.00	3.23
K	57	04/03/89	31.00	30.50	3.63
K	57	04/04/89	24.00	40.00	4.43
K	57	04/05/89	24.00	22.50	3.91
K	57	04/06/89	32.00	22.50	3.42
K	57	04/07/89	19.00	48.50	3.46
K	57	04/08/89	14.00	17.00	3.70
K	57	04/09/89	11.00	15.00	3.33
K	57	04/10/89	18.00	32.00	3.65
K	57	04/11/89	24.00	79.50	3.67
K	57	04/12/89	16.00	38.50	3.76
K	57	04/13/89	20.00	29.50	3.61
K	57	04/14/89	18.00	21.00	3.58
K	57	04/15/89	18.00	26.00	3.26
K	57	04/16/89	20.00	32.50	3.46
K	57	04/17/89	9.00	23.50	3.36
K	57	04/18/89	12.00	35.50	3.53
K	57	04/19/89	7.00	12.00	3.43
K	57	04/20/89	17.00	21.00	3.55
K	57	04/21/89	21.00	25.50	3.67
K	57	04/22/89	10.00	30.00	3.50
K	57	04/23/89	18.00	47.50	3.90
K	57	04/24/89	15.00	27.00	3.96
K	57	04/25/89	17.00	31.50	3.74
K	57	04/26/89	14.00	49.00	3.83
K	57	04/27/89	15.00	27.50	3.79
K	57	04/28/89	26.00	26.50	4.03
K	57	04/29/89	22.00	17.00	4.14
K	57	04/30/89	10.00	21.50	3.47
K	57	05/01/89	10.00	18.00	3.21
K	57	05/02/89	13.00	22.50	3.44
K	57	05/03/89	12.00	20.00	3.88
K	57	05/04/89	17.00	26.50	3.88
K	57	05/05/89	21.00	29.00	2.21
K	57	05/06/89	15.00	62.00	2.98
K	57	05/07/89	9.00	14.00	2.85
K	57	05/08/89	14.00	28.00	2.47
K	57	05/09/89	10.00	18.50	2.84
K	57	05/10/89	7.00	29.00	2.87
K	57	05/11/89	16.00	29.50	2.67
K	57	05/12/89	17.00	40.00	2.77
K	57	05/13/89	42.00	36.00	3.08
K	57	05/14/89	16.00	22.50	2.74
K	57	05/15/89	10.00	46.00	2.94
K	57	05/16/89	17.00	26.50	3.37
K	57	05/17/89	11.00	26.50	3.00
K	57	05/18/89	14.00	24.50	2.82
K	57	05/19/89	15.00	14.50	3.13
K	57	05/20/89	19.00	17.50	3.47
K	57	05/21/89	10.00	14.50	3.00
K	57	05/22/89	10.00	27.50	3.03
K	57	05/23/89	14.00	24.00	3.29
K	57	05/24/89	9.00	17.50	3.47
K	57	05/25/89	9.00	14.00	2.95
K	57	05/26/89	14.00	26.50	3.23
K	57	05/27/89	12.00	24.00	3.33
K	57	05/28/89	13.00	22.00	3.23
K	57	05/29/89	9.00	19.00	3.22
K	57	05/30/89	7.00	16.50	3.24
K	57	05/31/89	7.00	13.00	3.40
K	57	06/01/89	11.00	13.50	3.46
K	57	06/02/89	13.00	22.00	3.40
K	57	06/03/89	14.00	21.00	3.46
K	57	06/04/89	6.00	9.00	3.22
K	57	06/05/89	9.00	16.00	3.67
K	57	06/06/89	17.00	32.00	3.79
K	57	06/07/89	14.00	33.00	3.49
K	57	06/08/89	10.00	17.00	3.48
K	57	06/09/89	8.00	16.50	2.50
K	57	06/10/89	12.00	20.50	3.39
K	57	06/11/89	13.00	26.00	3.45
K	57	06/12/89	17.00	16.00	3.42
K	57	06/13/89	15.00	13.50	3.15
K	57	06/14/89	30.00	33.00	3.19
K	57	06/15/89	33.00	36.00	3.24
K	57	06/16/89	32.00	18.50	3.47
K	57	06/17/89	30.00	17.00	3.50
K	57	06/18/89	29.00	24.00	3.30
K	57	06/19/89	13.00	14.00	3.40
K	57	06/20/89	20.00	17.50	3.47
K	57	06/21/89	29.00	18.50	3.96
K	57	06/22/89	9.00	16.50	3.55
K	57	06/23/89	19.00	13.50	3.84
K	57	06/24/89	27.00	14.00	2.98
K	57	06/25/89	26.00	18.00	3.64
K	57	06/26/89	45.00	58.00	3.51
K	57	06/27/89	8.00	13.50	3.46
K	57	06/28/89	8.00	12.50	4.19
K	57	06/29/89	7.00	23.50	4.30
K	57	06/30/89	16.00	8.50	3.92
K	57	07/01/89	8.00	10.50	2.92
K	57	07/02/89	16.00	23.00	3.32
K	57	07/03/89	15.00	18.50	1.34

Listing A 2

Raw Data Listing of Daily BOD, TSS, and Flow Data
Used in Calculations of Variability Factors

Proposed Subpart	Mill	Sampling Date	BOD Conc (mg/l)	TSS Conc (mg/l)	Flow (mgd)
K	57	07/04/89	9.00	11.00	1.71
K	57	07/05/89	8.00	12.50	3.73
K	57	07/06/89	7.00	13.50	3.64
K	57	07/07/89	10.00	10.50	3.61
K	57	07/08/89	10.00	14.00	3.61
K	57	07/09/89	9.00	26.50	3.14
K	57	07/10/89	16.00	10.50	3.39
K	57	07/11/89	11.00	15.00	3.02
K	57	07/12/89	8.00	8.00	2.85
K	57	07/13/89	18.00	9.50	3.04
K	57	07/14/89	47.00	11.50	3.17
K	57	07/15/89	19.00	18.50	3.07
K	57	07/16/89	13.00	8.50	3.97
K	57	07/17/89	16.00	10.50	3.42
K	57	07/18/89	13.00	9.50	3.89
K	57	07/19/89	12.00	10.50	3.93
K	57	07/20/89	36.00	12.00	3.29
K	57	07/21/89	46.00	18.50	3.49
K	57	07/22/89	47.00	19.00	3.69
K	57	07/23/89	28.00	15.00	3.70
K	57	07/24/89	40.00	19.50	3.84
K	57	07/25/89	25.00	16.50	3.69
K	57	07/26/89	138.00	170.50	3.82
K	57	07/27/89	156.00	88.00	3.35
K	57	07/28/89	117.00	39.00	3.48
K	57	07/29/89	84.00	39.00	3.64
K	57	07/30/89	40.00	14.50	3.86
K	57	07/31/89	34.00	14.00	4.14
K	57	08/01/89	17.00	12.00	3.84
K	57	08/02/89	11.00	11.00	3.98
K	57	08/03/89	16.00	17.50	3.67
K	57	08/04/89	27.00	13.50	3.55
K	57	08/05/89	26.00	14.50	3.33
K	57	08/06/89	23.00	11.50	3.51
K	57	08/07/89	32.00	10.00	3.67
K	57	08/08/89	20.00	7.00	3.80
K	57	08/09/89	26.00	5.50	3.55
K	57	08/10/89	9.00	7.00	3.35
K	57	08/11/89	13.00	7.50	3.69
K	57	08/12/89	17.00	12.00	4.06
K	57	08/13/89	23.00	11.00	3.62
K	57	08/14/89	25.00	7.50	3.42
K	57	08/15/89	12.00	10.50	3.58
K	57	08/16/89	19.00	11.00	3.26
K	57	08/17/89	29.00	10.50	3.33
K	57	08/18/89	22.00	15.00	3.97
K	57	08/19/89	24.00	15.00	4.07
K	57	08/20/89	12.00	12.50	3.85
K	57	08/21/89	16.00	19.00	3.85
K	57	08/22/89	33.00	19.00	3.52
K	57	08/23/89	18.00	12.50	3.64
K	57	08/24/89	23.00	12.50	3.69
K	57	08/25/89	12.00	11.50	3.65
K	57	08/26/89	14.00	12.50	3.39
K	57	08/27/89	18.00	13.00	3.57
K	57	08/28/89	10.00	11.00	3.92
K	57	08/29/89	16.00	12.00	3.55
K	57	08/30/89	15.00	9.50	3.93
K	57	08/31/89	20.00	14.00	4.55
K	57	09/01/89	23.00	16.00	4.59
K	57	09/02/89	26.00	10.00	4.51
K	57	09/03/89	21.00	9.50	4.15
K	57	09/04/89	11.00	12.50	3.79
K	57	09/05/89	14.00	8.00	3.50
K	57	09/06/89	14.00	14.50	3.90
K	57	09/07/89	15.00	9.50	3.98
K	57	09/08/89	11.00	8.00	4.05
K	57	09/09/89	8.00	13.00	3.69
K	57	09/10/89	9.00	13.50	3.49
K	57	09/11/89	8.00	5.00	3.32
K	57	09/12/89	13.00	18.00	3.77
K	57	09/13/89	15.00	20.00	3.51
K	57	09/14/89	19.00	17.00	3.61
K	57	09/15/89	15.00	11.00	3.55
K	57	09/16/89	14.00	30.50	3.87
K	57	09/17/89	15.00	28.50	3.77
K	57	09/18/89	21.00	18.50	3.59
K	57	09/19/89	32.00	22.00	3.86
K	57	09/20/89	12.00	17.00	3.84
K	57	09/21/89	25.00	27.50	3.79
K	57	09/22/89	28.00	22.50	3.46
K	57	09/23/89	25.00	11.00	4.02
K	57	09/24/89	29.00	30.00	3.89
K	57	09/25/89	64.00	46.50	4.05
K	57	09/26/89	50.00	64.50	3.95
K	57	09/27/89	21.00	24.50	3.80
K	57	09/28/89	15.00	21.00	4.01
K	57	09/29/89	23.00	28.50	3.54
K	57	09/30/89	36.00	34.00	3.53
K	57	10/01/89	47.00	38.00	4.16
K	57	10/02/89	26.00	18.00	3.55
K	57	10/03/89	21.00	19.50	3.67
K	57	10/04/89	40.00	30.00	3.19
K	57	10/05/89	49.00	28.00	3.43
K	57	10/06/89	66.00	40.00	3.71
K	57	10/07/89	49.00	36.50	3.44
K	57	10/08/89	43.00	32.00	3.33
K	57	10/09/89	48.00	37.50	3.68
K	57	10/10/89	65.00	37.50	3.66
K	57	10/11/89	23.00	29.50	3.34
K	57	10/12/89	14.00	17.50	3.14
K	57	10/13/89	20.00	21.50	3.20
K	57	10/14/89	22.00	18.00	3.55
K	57	10/15/89	19.00	27.00	3.59
K	57	10/16/89	31.00	27.00	3.60
K	57	10/17/89	60.00	23.50	3.85
K	57	10/18/89	36.00	17.00	3.70
K	57	10/19/89	58.00	69.00	3.81
K	57	10/20/89	37.00	19.50	3.08
K	57	10/21/89	35.00	18.00	3.48
K	57	10/22/89	40.00	17.50	3.53
K	57	10/23/89	25.00	19.50	3.62
K	57	10/24/89	49.00	32.00	3.73
K	57	10/25/89	46.00	7.50	3.64
K	57	10/26/89	63.00	42.50	3.44
K	57	10/27/89	29.00	28.00	3.47
K	57	10/28/89	27.00	22.50	3.60
K	57	10/29/89	36.00	24.00	3.57
K	57	10/30/89	32.00	15.50	3.37
K	57	10/31/89	37.00	15.00	3.70
K	57	11/01/89	23.00	13.00	3.69
K	57	11/02/89	24.00	14.50	3.61
K	57	11/03/89	28.00	23.00	3.78
K	57	11/04/89	31.00	15.50	3.78
K	57	11/05/89	36.00	37.00	3.85
K	57	11/06/89	34.00	21.00	3.66
K	57	11/07/89	30.00	50.00	3.63
K	57	11/08/89	22.00	30.50	3.37
K	57	11/09/89	12.00	18.50	3.12
K	57	11/10/89	44.00	24.50	3.70
K	57	11/11/89	55.00	49.00	3.73
K	57	11/12/89	18.00	19.50	3.78
K	57	11/13/89	11.00	19.50	3.59
K	57	11/14/89	16.00	18.50	3.71
K	57	11/15/89	13.00	16.50	3.21
K	57	11/16/89	23.00	38.00	3.41
K	57	11/17/89	26.00	26.00	3.52
K	57	11/18/89	36.00	66.50	3.47
K	57	11/19/89	23.00	32.00	3.45
K	57	11/20/89	12.00	18.00	3.31
K	57	11/21/89	20.00	43.00	3.36
K	57	11/22/89	17.00	23.00	3.40
K	57	11/23/89	25.00	33.00	3.30
K	57	11/24/89	32.00	49.00	3.35
K	57	11/25/89	36.00	53.50	3.46
K	57	11/26/89	18.00	100.50	3.34
K	57	11/27/89	12.00	28.00	3.32
K	57	11/28/89	23.00	70.00	3.78
K	57	11/29/89	21.00	34.50	3.73
K	57	11/30/89	14.00	16.00	3.46
K	57	12/01/89	21.00	19.00	3.65
K	57	12/02/89	14.00	10.00	3.54
K	57	12/03/89	26.00	22.50	3.54
K	57	12/04/89	40.00	28.50	3.85
K	57	12/05/89	19.00	20.00	3.57
K	57	12/06/89	22.00	14.50	4.08
K	57	12/07/89	21.00	16.00	3.92
K	57	12/08/89	11.00	10.00	3.67
K	57	12/09/89	17.00	38.50	3.90
K	57	12/10/89	13.00	52.00	3.94
K	57	12/11/89	9.00	16.00	4.15
K	57	12/12/89	15.00	13.50	4.10
K	57	12/13/89	25.00	22.00	4.27
K	57	12/14/89	27.00	18.50	4.35
K	57	12/15/89	21.00	40.50	3.97
K	57	12/16/89	23.00	39.00	3.64
K	57	12/17/89	26.00	23.00	3.83
K	57	12/18/89	20.00	26.00	3.89
K	57	12/19/89	18.00	15.50	3.94
K	57	12/20/89	17.00	9.00	3.80
K	57	12/21/89	28.00	28.50	3.71
K	57	12/22/89	62.00	74.00	3.77
K	57	12/23/89	39.00	58.00	2.39
K	57	12/24/89	33.00	16.50	2.66
K	57	12/25/89	9.00	23.00	1.82
K	57	12/26/89	4.00	12.00	2.29
K	57	12/27/89	12.00	15.00	3.45
K	57	12/28/89	11.00	7.50	3.54
K	57	12/29/89	17.00	15.00	3.74
K	57	12/30/89	2.00	14.50	3.67
K	57	12/31/89	13.00	11.50	3.91
L	58	01/03/89	.	18.30	
L	58	01/04/89	3.43	.	
L	58	01/10/89	2.84	8.70	
L	58	01/17/89	2.55	4.70	
L	58	01/24/89	2.99	24.70	
L	58	01/31/89	2.60	16.70	
L	58	02/07/89	3.25	18.30	
L	58	02/14/89	.	5.67	
L	58	02/15/89	8.82		

Listing A 2

Raw Data Listing of Daily BOD, TSS, and Flow Data
Used in Calculations of Variabililty Factors

Proposed Subpart	Mill	Sampling Date	BOD Conc (mg/l)	TSS Conc (mg/l)	Flow (mgd)	Proposed Subpart	Mill	Sampling Date	BOD Conc (mg/l)	TSS Conc (mg/l)	Flow (mgd)
L	58	02/21/89	.	7.00	.	L	59	02/09/89	.	.	0.53
L	58	02/22/89	3.00	.	.	L	59	02/10/89	.	.	0.56
L	58	02/28/89	2.31	9.00	.	L	59	02/11/89	.		0.60
L	58	03/07/89	3.20	7.00	.	L	59	02/12/89			0.55
L	58	03/15/89	2.16	.	.	L	59	02/13/89			0.70
L	58	03/21/89	4.08	18.00	.	L	59	02/14/89		.	0.73
L	58	03/28/89	2.94	7.00	.	L	59	02/15/89		.	0.78
L	58	04/04/89	2.95	20.30	.	L	59	02/16/89			0.71
L	58	04/11/89	2.27	14.70	.	L	59	02/17/89			0.76
L	58	04/18/89	1.57	1.37	.	L	59	02/18/89			0.75
L	58	04/25/89	2.99	3.30	.	L	59	02/19/89			0.80
L	58	05/02/89	3.76	4.70	.	L	59	02/20/89	.		0.72
L	58	05/09/89	4.97	26.00	.	L	59	02/21/89			0.71
L	58	05/15/89	.	5.70	.	L	59	02/22/89		.	0.60
L	58	05/16/89	3.19	.	.	L	59	02/23/89	.		0.58
L	58	05/23/89	.	9.30	.	L	59	02/24/89		.	0.69
L	58	05/24/89	2.26	.		L	59	02/25/89			0.66
L	58	05/30/89	.	14.30	.	L	59	02/26/89			0.60
L	58	05/31/89	3.34	.	.	L	59	02/27/89	.	.	0.60
L	58	06/06/89	2.35	3.70	.	L	59	02/28/89		.	0.79
L	58	06/13/89	3.16	10.30	.	L	59	03/01/89	.	.	0.57
L	58	06/20/89	3.18	8.30	.	L	59	03/02/89	.	.	0.59
L	58	06/27/89	.	4.00	.	L	59	03/03/89			0.72
L	58	06/30/89	4.55	.	.	L	59	03/04/89		.	0.72
L	58	07/04/89	4.22	.	.	L	59	03/05/89	.	.	0.65
L	58	07/05/89	.	3.20	.	L	59	03/06/89			0.68
L	58	07/10/89	.	9.70	.	L	59	03/07/89	.	.	0.59
L	58	07/11/89	3.02	.		L	59	03/08/89			0.54
L	58	07/18/89	2.04	10.00	.	L	59	03/09/89			0.60
L	58	08/08/89	1.78	8.00	.	L	59	03/10/89			0.59
L	58	08/15/89	2.04	12.00	.	L	59	03/11/89		.	0.57
L	58	08/23/89	2.18	10.30	.	L	59	03/12/89		.	0.67
L	58	08/29/89	.	11.30	.	L	59	03/13/89	.		0.67
L	58	08/30/89	2.00	.	.	L	59	03/14/89	.		0.58
L	58	09/05/89	3.40	7.00	.	L	59	03/15/89			0.63
L	58	09/12/89	1.80	9.00	.	L	59	03/16/89		.	0.49
L	58	09/19/89	.	7.00	.	L	59	03/17/89		.	0.60
L	58	09/20/89	2.01	.		L	59	03/18/89			0.64
L	58	09/26/89	3.42	5.30	.	L	59	03/19/89			0.63
L	58	10/03/89	.	6.00		L	59	03/20/89		.	0.60
L	58	10/04/89	0.06	.	.	L	59	03/21/89		.	0.66
L	58	10/10/89	4.07	19.00		L	59	03/22/89		.	0.76
L	58	10/17/89	3.30	11.00	.	L	59	03/23/89		.	0.67
L	58	10/24/89	3.10	16.30	.	L	59	03/24/89		.	0.63
L	58	10/31/89	2.85	9.30	.	L	59	03/25/89		.	0.60
L	58	11/07/89	3.06	18.70	.	L	59	03/26/89		.	0.57
L	58	11/14/89	5.68	10.30	.	L	59	03/27/89		.	0.58
L	58	11/20/89	.	2.70	.	L	59	03/28/89			0.65
L	58	11/21/89	4.55	.	.	L	59	03/29/89		.	1.03
L	58	11/28/89	1.27	3.70		L	59	03/30/89			0.98
L	58	12/05/89	4.59	12.00		L	59	03/31/89			0.68
L	58	12/12/89	.	25.00		L	59	04/01/89		.	0.62
L	58	12/19/89	.	9.30	.	L	59	04/02/89		.	0.61
L	58	12/20/89	3.73			L	59	04/03/89			0.73
L	58	12/26/89	.	8.00	.	L	59	04/04/89		.	0.73
L	58	12/28/89	3.80	.	.	L	59	04/05/89			0.66
L	59	01/01/89	.	.	0.36	L	59	04/06/89			0.69
L	59	01/02/89	.		0.48	L	59	04/07/89			0.73
L	59	01/03/89	.		0.61	L	59	04/08/89			0.73
L	59	01/04/89	.	.	0.59	L	59	04/09/89	.	.	0.80
L	59	01/05/89	.	.	0.67	L	59	04/10/89		.	0.70
L	59	01/06/89			0.65	L	59	04/11/89			0.56
L	59	01/07/89	.	.	0.70	L	59	04/12/89			0.70
L	59	01/08/89	.	.	0.83	L	59	04/13/89		.	0.74
L	59	01/09/89	.	.	1.14	L	59	04/14/89		.	0.88
L	59	01/10/89	.	.	0.90	L	59	04/15/89			0.86
L	59	01/11/89	.	.	0.80	L	59	04/16/89	.		0.82
L	59	01/12/89	.	.	0.78	L	59	04/17/89	.		0.77
L	59	01/13/89		.	0.65	L	59	04/18/89			0.73
L	59	01/14/89	.	.	0.68	L	59	04/19/89			0.67
L	59	01/15/89	.	.	0.65	L	59	04/20/89			0.64
L	59	01/16/89	.		1.00	L	59	04/21/89			0.75
L	59	01/17/89	.	.	0.82	L	59	04/22/89			0.75
L	59	01/18/89	.	.	0.83	L	59	04/23/89			0.82
L	59	01/19/89		.	0.77	L	59	04/24/89			0.78
L	59	01/20/89	.		0.70	L	59	04/25/89			0.72
L	59	01/21/89	.		0.66	L	59	04/26/89			0.68
L	59	01/22/89	.		0.64	L	59	04/27/89			0.63
L	59	01/23/89			0.63	L	59	04/28/89			0.65
L	59	01/24/89	.		0.69	L	59	04/29/89			0.69
L	59	01/25/89		.	0.70	L	59	04/30/89		.	0.69
L	59	01/26/89	.		0.72	L	59	05/01/89	.	.	0.68
L	59	01/27/89		.	0.71	L	59	05/02/89		.	0.56
L	59	01/28/89		.	0.75	L	59	05/03/89	.		0.62
L	59	01/29/89		.	0.86	L	59	05/04/89		.	0.65
L	59	01/30/89	.		0.92	L	59	05/05/89			0.77
L	59	01/31/89	.	.	0.98	L	59	05/06/89	.		0.73
L	59	02/01/89			1.00	L	59	05/07/89	.	.	0.74
L	59	02/02/89	.		1.01	L	59	05/08/89	.		0.70
L	59	02/03/89	.	.	0.55	L	59	05/09/89	.	.	0.68
L	59	02/04/89	.	.	0.59	L	59	05/10/89	.	.	0.67
L	59	02/05/89		.	0.66	L	59	05/11/89	.	.	0.57
L	59	02/06/89		.	0.55	L	59	05/12/89	.	.	0.46
L	59	02/07/89		.	0.58	L	59	05/13/89	.	.	0.58
L	59	02/08/89		.	0.58	L	59	05/14/89			0.60

Listing A 2

Raw Data Listing of Daily BOD, TSS, and Flow Data
Used in Calculations of Variabililty Factors

Proposed Subpart	Mill	Sampling Date	BOD Conc (mg/l)	TSS Conc (mg/l)	Flow (mgd)	Proposed Subpart	Mill	Sampling Date	BOD Conc (mg/l)	TSS Conc (mg/l)	Flow (mgd)
L	59	05/15/89			0.44	L	59	08/18/89			0.64
L	59	05/16/89			0.29	L	59	08/19/89			0.66
L	59	05/17/89			0.34	L	59	08/20/89			0.64
L	59	05/18/89			1.47	L	59	08/21/89			0.60
L	59	05/19/89			1.16	L	59	08/22/89			0.64
L	59	05/20/89			0.64	L	59	08/23/89			0.66
L	59	05/21/89			0.49	L	59	08/24/89			0.79
L	59	05/22/89			0.35	L	59	08/25/89			0.71
L	59	05/23/89			0.60	L	59	08/26/89			0.68
L	59	05/24/89			0.75	L	59	08/27/89			0.65
L	59	05/25/89			0.80	L	59	08/28/89			0.90
L	59	05/26/89			0.71	L	59	08/29/89			0.75
L	59	05/27/89			0.78	L	59	08/30/89			0.69
L	59	05/28/89			0.77	L	59	08/31/89			0.60
L	59	05/29/89			0.79	L	59	09/01/89			0.59
L	59	05/30/89			0.73	L	59	09/02/89			0.57
L	59	05/31/89			0.69	L	59	09/03/89			0.52
L	59	06/01/89			0.69	L	59	09/04/89			0.58
L	59	06/02/89			0.69	L	59	09/05/89			0.60
L	59	06/03/89			0.75	L	59	09/06/89			0.62
L	59	06/04/89			0.75	L	59	09/07/89			0.63
L	59	06/05/89			0.76	L	59	09/08/89			0.86
L	59	06/06/89			0.75	L	59	09/09/89			0.85
L	59	06/07/89			0.75	L	59	09/10/89			0.82
L	59	06/08/89			0.90	L	59	09/11/89			0.86
L	59	06/09/89			0.76	L	59	09/12/89			0.85
L	59	06/10/89			0.68	L	59	09/13/89			0.85
L	59	06/11/89			0.74	L	59	09/14/89			0.56
L	59	06/12/89			0.74	L	59	09/15/89			0.54
L	59	06/13/89			0.68	L	59	09/16/89			0.78
L	59	06/14/89			0.90	L	59	09/17/89			0.72
L	59	06/15/89			0.64	L	59	09/18/89			0.68
L	59	06/16/89			0.73	L	59	09/19/89			0.66
L	59	06/17/89			0.73	L	59	09/20/89			0.62
L	59	06/18/89			0.72	L	59	09/21/89			0.56
L	59	06/19/89			0.59	L	59	09/22/89			0.58
L	59	06/20/89			0.43	L	59	09/23/89			0.53
L	59	06/21/89			0.27	L	59	09/24/89			0.47
L	59	06/22/89			0.17	L	59	09/25/89			0.78
L	59	06/23/89			0.25	L	59	09/26/89			0.70
L	59	06/24/89			0.29	L	59	09/27/89			0.67
L	59	06/25/89			0.34	L	59	09/28/89			0.71
L	59	06/26/89			0.55	L	59	09/29/89			0.70
L	59	06/27/89			1.41	L	59	09/30/89			0.55
L	59	06/28/89			1.23	L	59	10/01/89			0.49
L	59	06/29/89			1.40	L	59	10/02/89			0.59
L	59	06/30/89			1.52	L	59	10/03/89			0.60
L	59	07/01/89			0.72	L	59	10/04/89			0.59
L	59	07/02/89			0.40	L	59	10/05/89			0.60
L	59	07/03/89			0.39	L	59	10/06/89			0.51
L	59	07/04/89			0.26	L	59	10/07/89			0.61
L	59	07/05/89			0.22	L	59	10/08/89			0.68
L	59	07/06/89			0.37	L	59	10/09/89			0.59
L	59	07/07/89			0.71	L	59	10/10/89			0.72
L	59	07/08/89			0.71	L	59	10/11/89			0.80
L	59	07/09/89			0.70	L	59	10/12/89			0.90
L	59	07/10/89			0.62	L	59	10/13/89			0.91
L	59	07/11/89			0.63	L	59	10/14/89			0.89
L	59	07/12/89			0.64	L	59	10/15/89			0.81
L	59	07/13/89			0.64	L	59	10/16/89			0.87
L	59	07/14/89			0.80	L	59	10/17/89			0.79
L	59	07/15/89			0.90	L	59	10/18/89			0.70
L	59	07/16/89			0.69	L	59	10/19/89			0.67
L	59	07/17/89			0.69	L	59	10/20/89			0.70
L	59	07/18/89			0.62	L	59	10/21/89			0.75
L	59	07/19/89			0.63	L	59	10/22/89			0.70
L	59	07/20/89			0.68	L	59	10/23/89			0.72
L	59	07/21/89			0.69	L	59	10/24/89			0.70
L	59	07/22/89			0.72	L	59	10/25/89			0.67
L	59	07/23/89			0.76	L	59	10/26/89			0.60
L	59	07/24/89			0.70	L	59	10/27/89			0.57
L	59	07/25/89			0.70	L	59	10/28/89			0.57
L	59	07/26/89			0.95	L	59	10/29/89			0.49
L	59	07/27/89			0.89	L	59	10/30/89			0.54
L	59	07/28/89			1.05	L	59	10/31/89			0.59
L	59	07/29/89			0.80	L	59	11/01/89			0.58
L	59	07/30/89			0.68	L	59	11/02/89			0.51
L	59	07/31/89			0.60	L	59	11/03/89			0.47
L	59	08/01/89			0.66	L	59	11/04/89			0.43
L	59	08/02/89			0.68	L	59	11/05/89			0.49
L	59	08/03/89			0.64	L	59	11/06/89			0.55
L	59	08/04/89			0.61	L	59	11/07/89			0.55
L	59	08/05/89			0.66	L	59	11/08/89			0.48
L	59	08/06/89			0.72	L	59	11/09/89			0.65
L	59	08/07/89			0.82	L	59	11/10/89			0.58
L	59	08/08/89			0.82	L	59	11/11/89			0.54
L	59	08/09/89			0.63	L	59	11/12/89			0.57
L	59	08/10/89			0.62	L	59	11/13/89			0.60
L	59	08/11/89			0.62	L	59	11/14/89			0.64
L	59	08/12/89			0.62	L	59	11/15/89			0.67
L	59	08/13/89			0.72	L	59	11/16/89			0.60
L	59	08/14/89			0.54	L	59	11/17/89			0.66
L	59	08/15/89			0.59	L	59	11/18/89			0.77
L	59	08/16/89			0.67	L	59	11/19/89			0.78
L	59	08/17/89			0.53	L	59	11/20/89			0.67

Listing A 2

Raw Data Listing of Daily BOD, TSS, and Flow Data
Used in Calculations of Variability Factors

Proposed Subpart	Mill	Sampling Date	BOD Conc (mg/l)	TSS Conc (mg/l)	Flow (mgd)	Proposed Subpart	Mill	Sampling Date	BOD Conc (mg/l)	TSS Conc (mg/l)	Flow (mgd)
L	59	11/21/89	.	.	0.82	L	60	02/24/89	2.00	3.00	3.19
L	59	11/22/89	.	.	0.81	L	60	02/25/89	.	2.00	3.19
L	59	11/23/89	.		0.57	L	60	02/26/89	.	1.00	3.02
L	59	11/24/89	.	.	0.45	L	60	02/27/89	.	2.00	3.38
L	59	11/25/89	.		0.40	L	60	02/28/89	.	2.00	3.18
L	59	11/26/89	.	.	0.36	L	60	03/01/89	.	2.00	3.18
L	59	11/27/89	.	.	0.87	L	60	03/02/89		1.00	3.09
L	59	11/28/89	.		0.81	L	60	03/03/89		2.00	3.02
L	59	11/29/89	.		0.72	L	60	03/04/89	.	1.00	3.13
L	59	11/30/89	.	.	0.73	L	60	03/05/89	.	2.00	3.24
L	59	12/01/89	.	.	0.77	L	60	03/06/89	.	1.00	3.22
L	59	12/02/89	.	.	0.83	L	60	03/07/89	.	2.00	3.10
L	59	12/03/89	.		0.55	L	60	03/08/89		3.00	3.12
L	59	12/04/89	.	.	0.66	L	60	03/09/89	4.00	2.00	3.08
L	59	12/05/89	.	.	1.15	L	60	03/10/89	3.00	2.00	3.12
L	59	12/06/89	.	.	0.96	L	60	03/11/89	.	2.00	3.36
L	59	12/07/89	.	.	0.90	L	60	03/12/89		3.00	3.02
L	59	12/08/89	.	.	0.61	L	60	03/13/89	.	2.00	3.13
L	59	12/09/89	.	.	1.20	L	60	03/14/89		2.00	3.30
L	59	12/10/89	.	.	1.00	L	60	03/15/89	.	1.00	3.45
L	59	12/11/89	.	.	0.09	L	60	03/16/89	1.00	2.00	3.14
L	59	12/12/89	.	.	0.68	L	60	03/17/89	.	1.00	3.14
L	59	12/13/89	.	.	0.68	L	60	03/18/89	.	2.00	3.28
L	59	12/14/89	.	.	0.74	L	60	03/19/89		.	3.23
L	59	12/15/89	.	.	0.71	L	60	03/20/89	.	2.00	3.12
L	59	12/16/89	.	.	0.68	L	60	03/21/89		5.00	3.14
L	59	12/17/89	.	.	0.65	L	60	03/22/89	.	1.00	3.39
L	59	12/18/89	.	.	0.60	L	60	03/23/89	1.00	2.00	3.27
L	59	12/19/89	.	.	0.60	L	60	03/24/89	1.00	2.00	4.33
L	59	12/20/89	.	.	0.75	L	60	03/25/89	.	3.00	4.08
L	59	12/21/89		.	0.77	L	60	03/26/89	.	2.00	3.50
L	59	12/22/89		.	0.60	L	60	03/27/89	.	1.00	3.44
L	59	12/23/89		.	0.52	L	60	03/28/89	.	2.00	3.48
L	59	12/24/89			0.40	L	60	03/29/89	.	2.00	3.33
L	59	12/25/89	.		0.32	L	60	03/30/89		1.00	3.41
L	59	12/26/89	.		0.32	L	60	03/31/89		3.00	3.38
L	59	12/27/89	.	.	0.28	L	60	04/01/89		2.00	3.09
L	59	12/28/89	.	.	0.38	L	60	04/02/89		1.00	3.38
L	59	12/29/89	.		0.40	L	60	04/03/89	.	1.00	3.59
L	59	12/30/89	.	.	0.32	L	60	04/04/89		1.00	3.30
L	59	12/31/89	.	.	0.28	L	60	04/05/89	.	.	3.28
L	60	01/01/89	.	2.00	2.15	L	60	04/06/89	2.00	1.00	3.31
L	60	01/02/89	.	.	3.23	L	60	04/07/89	.	1.00	3.29
L	60	01/03/89	.	.	2.70	L	60	04/08/89	.	3.00	3.28
L	60	01/04/89	.	3.00	2.58	L	60	04/09/89	.	1.00	2.60
L	60	01/05/89	.	.	2.84	L	60	04/10/89	.	2.00	2.08
L	60	01/06/89	1.00	3.00	2.74	L	60	04/11/89		2.00	2.02
L	60	01/07/89		2.00	2.76	L	60	04/12/89		1.00	1.91
L	60	01/08/89	.	2.00	3.00	L	60	04/13/89	.	2.00	1.85
L	60	01/09/89	.	2.00	2.81	L	60	04/14/89	3.00		1.81
L	60	01/10/89	.	3.00	3.06	L	60	04/15/89	.	.	1.92
L	60	01/11/89	.	1.00	3.26	L	60	04/16/89	.	2.00	1.81
L	60	01/12/89	.	2.00	2.89	L	60	04/17/89		11.00	1.97
L	60	01/13/89	1.00	1.00	3.34	L	60	04/18/89		17.00	1.97
L	60	01/14/89	.	4.00	3.54	L	60	04/19/89	.	12.00	2.11
L	60	01/15/89	.	4.00	2.98	L	60	04/20/89	.	7.00	1.88
L	60	01/16/89	.	4.00	3.38	L	60	04/21/89	4.00	2.00	1.54
L	60	01/17/89	.	3.00	3.29	L	60	04/22/89		3.00	1.91
L	60	01/18/89	.	3.00	3.11	L	60	04/23/89		3.00	1.48
L	60	01/19/89	2.00	5.00	3.14	L	60	04/24/89		9.00	1.78
L	60	01/20/89	.	4.00	3.04	L	60	04/25/89	.	1.00	1.89
L	60	01/21/89	.	2.00	3.04	L	60	04/26/89		.	1.98
L	60	01/22/89	.	2.00	2.95	L	60	04/27/89	5.00	2.00	2.00
L	60	01/23/89	.	4.00	3.10	L	60	04/28/89	.		2.05
L	60	01/24/89	.	2.00	3.13	L	60	04/29/89		1.00	1.91
L	60	01/25/89	.	2.00	3.24	L	60	04/30/89		.	1.91
L	60	01/26/89	1.00	2.00	3.08	L	60	05/01/89	.	2.00	1.90
L	60	01/27/89	.	2.00	3.00	L	60	05/02/89	.	1.00	2.14
L	60	01/28/89	.	2.00	3.22	L	60	05/03/89	.	.	2.10
L	60	01/29/89	.	2.00	3.11	L	60	05/04/89	2.00	4.00	2.01
L	60	01/30/89		3.00	3.07	L	60	05/05/89	.	1.00	1.95
L	60	01/31/89	.	2.00	2.92	L	60	05/06/89	.	.	2.25
L	60	02/01/89	.	4.00	3.18	L	60	05/07/89	.	2.00	2.38
L	60	02/02/89	1.00	1.00	2.91	L	60	05/08/89		2.00	1.21
L	60	02/03/89	.	3.00	3.01	L	60	05/09/89		1.00	1.56
L	60	02/04/89	.	.	2.83	L	60	05/10/89	.	3.00	2.71
L	60	02/05/89	.	2.00	2.93	L	60	05/11/89	9.00	2.00	2.43
L	60	02/06/89	.	2.00	2.98	L	60	05/12/89	.	3.00	2.24
L	60	02/07/89	.	2.00	2.94	L	60	05/13/89	.	1.00	2.07
L	60	02/08/89	.	2.00	2.89	L	60	05/14/89		1.00	2.16
L	60	02/09/89	1.00	2.00	2.85	L	60	05/15/89	.	1.00	2.15
L	60	02/10/89		2.00	2.97	L	60	05/16/89		4.00	2.12
L	60	02/11/89	.		2.84	L	60	05/17/89	.	.	2.14
L	60	02/12/89		2.00	2.90	L	60	05/18/89	2.00	2.00	2.24
L	60	02/13/89		1.00	3.16	L	60	05/19/89		3.00	2.26
L	60	02/14/89	.		2.75	L	60	05/20/89	.	.	2.02
L	60	02/15/89	.	2.00	3.08	L	60	05/21/89	.	.	1.95
L	60	02/16/89	2.00	1.00	3.25	L	60	05/22/89	.	1.00	2.14
L	60	02/17/89	.	3.00	3.06	L	60	05/23/89	.	.	2.12
L	60	02/18/89	.	2.00	3.17	L	60	05/24/89	.	.	2.03
L	60	02/19/89	.	3.00	3.06	L	60	05/25/89	5.00	2.00	2.21
L	60	02/20/89	.	2.00	3.12	L	60	05/26/89	1.00	2.00	2.52
L	60	02/21/89	.	3.00	3.44	L	60	05/27/89	.	1.00	2.73
L	60	02/22/89	.	2.00	2.98	L	60	05/28/89	.	1.00	2.58
L	60	02/23/89	4.00	2.00	3.25	L	60	05/29/89	.	.	2.59

Listing A - 2

Raw Data Listing of Daily BOD, TSS, and Flow Data
Used in Calculations of Variabililty Factors

Proposed Subpart	Mill	Sampling Date	BOD Conc (mg/l)	TSS Conc (mg/l)	Flow (mgd)
L	60	05/30/89		2.00	2.44
L	60	05/31/89			2.34
L	60	06/01/89	2.00	1.00	2.93
L	60	06/02/89	.		2.49
L	60	06/03/89	.	2.00	2.41
L	60	06/04/89	.	6.00	2.23
L	60	06/05/89	.	3.00	2.57
L	60	06/06/89	.	2.00	2.47
L	60	06/07/89	.	1.00	3.22
L	60	06/08/89	3.00	2.00	3.07
L	60	06/09/89	.	1.00	2.70
L	60	06/10/89	.	1.00	2.58
L	60	06/11/89	.		2.22
L	60	06/12/89		1.00	2.11
L	60	06/13/89		2.00	2.11
L	60	06/14/89		1.00	2.09
L	60	06/15/89	4.00	2.00	2.40
L	60	06/16/89	1.00	3.00	2.48
L	60	06/17/89		1.00	3.09
L	60	06/18/89	.	2.00	3.94
L	60	06/19/89		4.00	3.59
L	60	06/20/89	.	3.00	3.70
L	60	06/21/89	.	2.00	3.16
L	60	06/22/89	6.00	2.00	3.39
L	60	06/23/89	5.00	1.00	2.92
L	60	06/24/89		2.00	3.16
L	60	06/25/89		4.00	2.69
L	60	06/26/89		2.00	2.61
L	60	06/27/89		3.00	2.80
L	60	06/28/89		3.00	2.60
L	60	06/29/89	.	2.00	2.87
L	60	06/30/89	5.00	1.00	3.08
L	60	07/01/89	.	1.00	3.03
L	60	07/02/89		3.00	2.81
L	60	07/03/89		2.00	3.77
L	60	07/05/89		3.00	3.17
L	60	07/06/89	7.00	1.00	3.31
L	60	07/07/89	2.00	3.00	3.23
L	60	07/08/89			3.42
L	60	07/09/89		2.00	3.41
L	60	07/10/89		2.00	3.49
L	60	07/11/89		2.00	3.25
L	60	07/12/89	.	2.00	3.31
L	60	07/13/89	5.00	2.00	3.32
L	60	07/14/89	4.00	1.00	3.60
L	60	07/15/89		.	3.45
L	60	07/16/89	.	2.00	3.37
L	60	07/17/89		4.00	3.50
L	60	07/18/89		2.00	3.36
L	60	07/19/89		2.00	3.67
L	60	07/20/89	4.00	3.00	3.47
L	60	07/21/89	2.00	2.00	3.59
L	60	07/22/89		2.00	3.57
L	60	07/23/89			3.54
L	60	07/24/89		1.00	2.97
L	60	07/25/89		2.00	2.63
L	60	07/26/89		3.00	2.92
L	60	07/27/89	5.00	4.00	3.29
L	60	07/28/89	2.00		3.49
L	60	07/29/89		1.00	3.75
L	60	07/30/89		2.00	3.72
L	60	07/31/89			3.60
L	60	08/01/89		1.00	3.36
L	60	08/02/89			2.87
L	60	08/03/89	5.00	1.00	3.20
L	60	08/04/89	2.00	1.00	3.10
L	60	08/05/89		1.00	3.32
L	60	08/06/89		2.00	3.36
L	60	08/07/89	.	.	2.95
L	60	08/08/89	.	1.00	3.02
L	60	08/09/89	.	3.00	3.08
L	60	08/10/89	5.00	3.00	3.16
L	60	08/11/89	2.00	1.00	3.45
L	60	08/12/89			3.29
L	60	08/13/89		1.00	3.43
L	60	08/14/89		1.00	3.42
L	60	08/15/89		2.00	3.59
L	60	08/16/89	.	2.00	3.62
L	60	08/17/89	5.00	1.00	3.22
L	60	08/18/89	4.00		2.92
L	60	08/19/89		1.00	3.08
L	60	08/20/89		1.00	3.14
L	60	08/21/89		3.00	3.26
L	60	08/22/89		3.00	3.19
L	60	08/23/89	.		3.34
L	60	08/24/89	5.00	1.00	2.97
L	60	08/25/89	4.00	2.00	3.31
L	60	08/26/89	.	1.00	3.24
L	60	08/27/89	.	1.00	3.05
L	60	08/28/89	.	2.00	3.15
L	60	08/29/89		.	3.22
L	60	08/30/89	.	4.00	3.52
L	60	08/31/89	3.00	1.00	3.01
L	60	09/01/89	4.00		2.99
L	60	09/02/89			3.26
L	60	09/03/89		1.00	3.25
L	60	09/04/89		2.00	2.31
L	60	09/05/89		3.00	2.05
L	60	09/06/89	.	4.00	1.93
L	60	09/07/89	2.00	2.00	2.32
L	60	09/08/89	2.00	1.00	2.40
L	60	09/09/89	.	1.00	2.58
L	60	09/10/89	.	2.00	2.70
L	60	09/11/89		2.00	2.51
L	60	09/12/89		2.00	2.49
L	60	09/13/89			3.33
L	60	09/14/89	4.00	2.00	3.05
L	60	09/15/89	1.00	3.00	3.26
L	60	09/16/89		1.00	3.20
L	60	09/17/89		1.00	3.32
L	60	09/18/89		1.00	3.34
L	60	09/19/89		1.00	3.74
L	60	09/20/89		2.00	3.55
L	60	09/21/89	2.00	1.00	3.64
L	60	09/22/89	1.00	1.00	4.00
L	60	09/23/89		2.00	3.76
L	60	09/24/89			3.61
L	60	09/25/89		1.00	3.37
L	60	09/26/89		2.00	3.46
L	60	09/27/89		1.00	3.22
L	60	09/28/89	4.00	1.00	3.45
L	60	09/29/89	2.00		3.32
L	60	09/30/89			3.32
L	60	10/01/89		2.00	3.42
L	60	10/02/89		2.00	3.32
L	60	10/03/89		2.00	3.42
L	60	10/04/89		2.00	3.56
L	60	10/05/89	4.00	1.00	3.54
L	60	10/06/89	2.00	3.00	3.39
L	60	10/07/89		2.00	3.81
L	60	10/08/89		1.00	3.82
L	60	10/09/89		1.00	3.25
L	60	10/10/89		2.00	3.60
L	60	10/11/89	.	2.00	3.84
L	60	10/12/89	5.00	1.00	3.58
L	60	10/13/89	4.00	2.00	3.56
L	60	10/14/89		3.00	3.79
L	60	10/15/89		3.00	3.66
L	60	10/16/89		5.00	3.47
L	60	10/17/89		3.00	3.70
L	60	10/18/89	.	4.00	3.00
L	60	10/19/89	5.00	5.00	3.26
L	60	10/20/89	6.00	3.00	3.29
L	60	10/21/89		6.00	3.27
L	60	10/22/89		4.00	3.49
L	60	10/23/89		4.00	3.23
L	60	10/24/89		4.00	2.91
L	60	10/25/89		3.00	3.41
L	60	10/26/89	5.00	3.00	3.06
L	60	10/27/89	7.00	5.00	3.30
L	60	10/28/89		7.00	3.26
L	60	10/29/89		5.00	3.01
L	60	10/30/89		5.00	2.88
L	60	10/31/89		6.00	3.10
L	60	11/01/89		4.00	3.31
L	60	11/02/89	4.00	5.00	3.14
L	60	11/03/89	6.00	6.00	2.89
L	60	11/04/89		3.00	2.71
L	60	11/05/89		2.00	2.63
L	60	11/06/89		2.00	3.28
L	60	11/07/89		3.00	3.27
L	60	11/08/89		2.00	3.23
L	60	11/09/89	8.00	2.00	3.33
L	60	11/10/89	7.00	3.00	3.34
L	60	11/11/89		2.00	3.39
L	60	11/12/89		2.00	3.51
L	60	11/13/89		1.00	3.87
L	60	11/14/89			3.03
L	60	11/15/89			3.41
L	60	11/16/89	8.00		3.17
L	60	11/17/89	7.00	.	3.34
L	60	11/18/89		2.00	3.46
L	60	11/19/89	.		3.64
L	60	11/20/89	.	1.00	3.55
L	60	11/21/89		1.00	3.12
L	60	11/22/89			3.17
L	60	11/23/89			3.21
L	60	11/24/89		1.00	3.70
L	60	11/25/89		3.00	3.68
L	60	11/26/89		2.00	3.59
L	60	11/27/89			3.62
L	60	11/28/89		7.00	4.66
L	60	11/29/89			3.47
L	60	11/30/89	2.00	2.00	3.65
L	60	12/01/89	1.00	5.00	3.43
L	60	12/02/89			3.86
L	60	12/03/89	.	1.00	3.47
L	60	12/04/89	.	1.00	3.23
L	60	12/05/89	.		3.33
L	60	12/06/89		4.00	3.29

Listing A - 2

Raw Data Listing of Daily BOD, TSS, and Flow Data
Used in Calculations of Variabililty Factors

Proposed Subpart	Mill	Sampling Date	BOD Conc (mg/l)	TSS Conc (mg/l)	Flow (mgd)
L	60	12/07/89	1.00		3.41
L	60	12/08/89	.	2.00	3.08
L	60	12/09/89		1.00	3.20
L	60	12/10/89	.	1.00	3.19
L	60	12/11/89	.	1.00	3.28
L	60	12/12/89	.	2.00	3.37
L	60	12/13/89	.	2.00	2.10
L	60	12/14/89	2.00	.	3.32
L	60	12/15/89	1.00	.	2.90
L	60	12/16/89	.	1.00	3.06
L	60	12/17/89	.	.	2.97
L	60	12/18/89	.	1.00	3.12
L	60	12/19/89	.	1.00	3.08
L	60	12/20/89	.	3.00	2.96
L	60	12/21/89	1.00	.	3.23
L	60	12/22/89	1.00	2.00	3.44
L	60	12/23/89	.	1.00	3.59
L	60	12/24/89	.	2.00	0.97
L	60	12/25/89	.	.	0.98
L	60	12/26/89	.	2.00	2.01
L	60	12/27/89	.	.	2.92
L	60	12/28/89	1.00	3.00	2.94
L	60	12/29/89	.	2.00	2.94
L	60	12/30/89	.	1.00	2.86
L	60	12/31/89	.		1.69
L	61	01/05/89	153.20	10.00	0.05
L	61	01/12/89	121.00	17.00	0.05
L	61	01/19/89	125.90	7.00	0.03
L	61	01/26/89	124.00	10.00	0.05
L	61	02/01/89	89.20	8.00	0.03
L	61	02/09/89	81.20	12.00	0.05
L	61	02/16/89	91.50	15.00	0.06
L	61	02/23/89	56.10	22.00	0.06
L	61	03/02/89	101.50	44.00	0.06
L	61	03/09/89	118.60	11.00	0.07
L	61	03/16/89	24.60	1.00	0.04
L	61	03/23/89	121.30	22.00	0.04
L	61	03/30/89	100.90	9.00	0.09
L	61	04/06/89	82.40	6.00	0.08
L	61	04/13/89	64.60	3.00	0.02
L	61	04/20/89	80.80	27.00	0.08
L	61	04/27/89	101.50	3.00	0.07
L	61	05/04/89	84.60	2.00	0.07
L	61	05/11/89	69.20	4.00	0.12
L	61	05/18/89	67.30	3.00	0.06
L	61	05/25/89	73.30	11.00	0.09
L	61	06/01/89	91.10	7.00	0.06
L	61	06/08/89	100.50	13.00	0.03
L	61	06/15/89	87.10	19.00	0.05
L	61	06/22/89	75.00	20.00	0.02
L	61	06/30/89	77.40	15.00	0.03
L	61	07/06/89	65.20	31.00	0.00
L	61	07/13/89	43.10	12.00	0.03
L	61	07/20/89	60.10	12.00	0.05
L	61	07/27/89	66.40	14.00	0.03
L	61	08/03/89	84.50	13.00	0.02
L	61	08/10/89	31.70	13.00	0.04
L	61	08/17/89	46.50	14.00	0.02
L	61	08/24/89	35.60	16.00	0.03
L	61	08/31/89	73.40	15.00	0.02
L	61	09/07/89	78.20	14.00	0.01
L	61	09/14/89	73.00	10.00	0.03
L	61	09/21/89	59.90	6.00	0.04
L	61	09/28/89	58.60	11.00	0.05
L	61	10/05/89	112.70	12.00	0.03
L	61	10/12/89	98.10	12.00	0.03
L	61	10/19/89	109.00	13.00	0.03
L	61	10/26/89	110.50	11.00	0.03
L	61	11/02/89	115.10	9.00	0.08
L	61	11/09/89	118.90	15.00	0.06
L	61	11/16/89	118.50	12.00	0.07
L	61	11/22/89	64.80	11.00	0.07
L	61	11/30/89	.	7.00	0.07
L	61	12/07/89	83.10	10.00	0.09
L	61	12/14/89	124.10	10.00	0.08
L	61	12/21/89	75.70	9.00	0.05
L	61	12/28/89	63.60	11.00	.
L	62	01/03/89	15.48	14.00	.
L	62	01/04/89	15.48	.	.
L	62	01/10/89	23.20	11.00	.
L	62	01/17/89	34.36	42.00	.
L	62	01/24/89	7.45	34.70	
L	62	01/31/89	7.39	16.30	.
L	62	02/07/89	28.20	43.70	.
L	62	02/14/89	14.00	14.00	.
L	62	02/21/89	.	11.30	.
L	62	02/22/89	19.28	.	
L	62	02/28/89	31.08	34.30	.
L	62	03/07/89	36.23	10.00	
L	62	03/14/89	.	33.30	
L	62	03/16/89	11.50	.	
L	62	03/21/89	19.50	16.00	.
L	62	03/28/89	27.33	20.70	.
L	62	04/04/89	14.94	19.30	.
L	62	04/11/89	4.24	21.70	
L	62	04/18/89	10.91	15.70	
L	62	04/25/89	9.99	6.70	
L	62	05/02/89	2.93	29.30	.
L	62	05/09/89	9.31	40.00	.
L	62	05/15/89	.	20.00	.
L	62	05/16/89	7.89		
L	62	05/23/89	.	69.00	.
L	62	05/24/89	3.89	.	
L	62	05/30/89	.	39.00	.
L	62	05/31/89	14.14	.	.
L	62	06/06/89	10.16	15.00	.
L	62	06/13/89	2.33	19.70	.
L	62	06/20/89	13.32	28.00	.
L	62	06/27/89	.	4.30	.
L	62	06/30/89	4.23		
L	62	07/18/89	5.91	30.00	
L	62	07/25/89	14.65	15.60	.
L	62	07/27/89	.	11.70	
L	62	08/01/89	4.51	.	.
L	62	08/02/89	.	7.33	.
L	62	08/08/89	5.09	25.00	
L	62	08/15/89	4.96	8.70	.
L	62	08/22/89		20.00	
L	62	08/23/89	5.28		
L	62	08/29/89		20.70	.
L	62	08/30/89	6.76	.	.
L	62	09/05/89	4.78	11.70	.
L	62	09/12/89	4.80	19.70	.
L	62	09/19/89	.	31.30	.
L	62	09/20/89	6.29	.	
L	62	09/26/89	4.09	18.30	
L	62	10/03/89		32.70	.
L	62	10/04/89	6.95	.	
L	62	10/10/89	6.11	.	.
L	62	10/11/89		18.30	.
L	62	10/17/89	16.10	57.30	
L	62	10/24/89	19.20	18.00	
L	62	10/31/89	32.25	63.70	
L	62	11/07/89	6.11	25.00	
L	62	11/14/89	7.56	10.70	.
L	62	11/20/89	.	48.70	.
L	62	11/21/89	25.79	.	
L	62	11/28/89	42.96	790.00	.
L	62	12/05/89	13.21	47.70	
L	62	12/12/89	31.95	43.30	.
L	62	12/19/89		20.30	.
L	62	12/20/89	19.75		.
L	62	12/26/89	.	19.30	
L	62	12/28/89	5.13		

APPENDIX B

Probability Plots for Average Monthly BOD_5 and TSS Production Normalized Loadings (lbs/ton prod = 2 x kg/kkg)

The monthly production-normalized loadings in the plots are based on the average of the daily mass loadings for each month normalized by the mill's production.

These plots are not presented in the public document in order to protect claims of confidentiality (see Section 1.3).

APPENDIX C

Plots of Long-Term Averages for Production Normalized BOD_5 and TSS Loadings for BPT Candidate Mills

The information for subparts A, D, and H are not presented in the public document in order to protect claims of confidentiality (see Section 1.3).

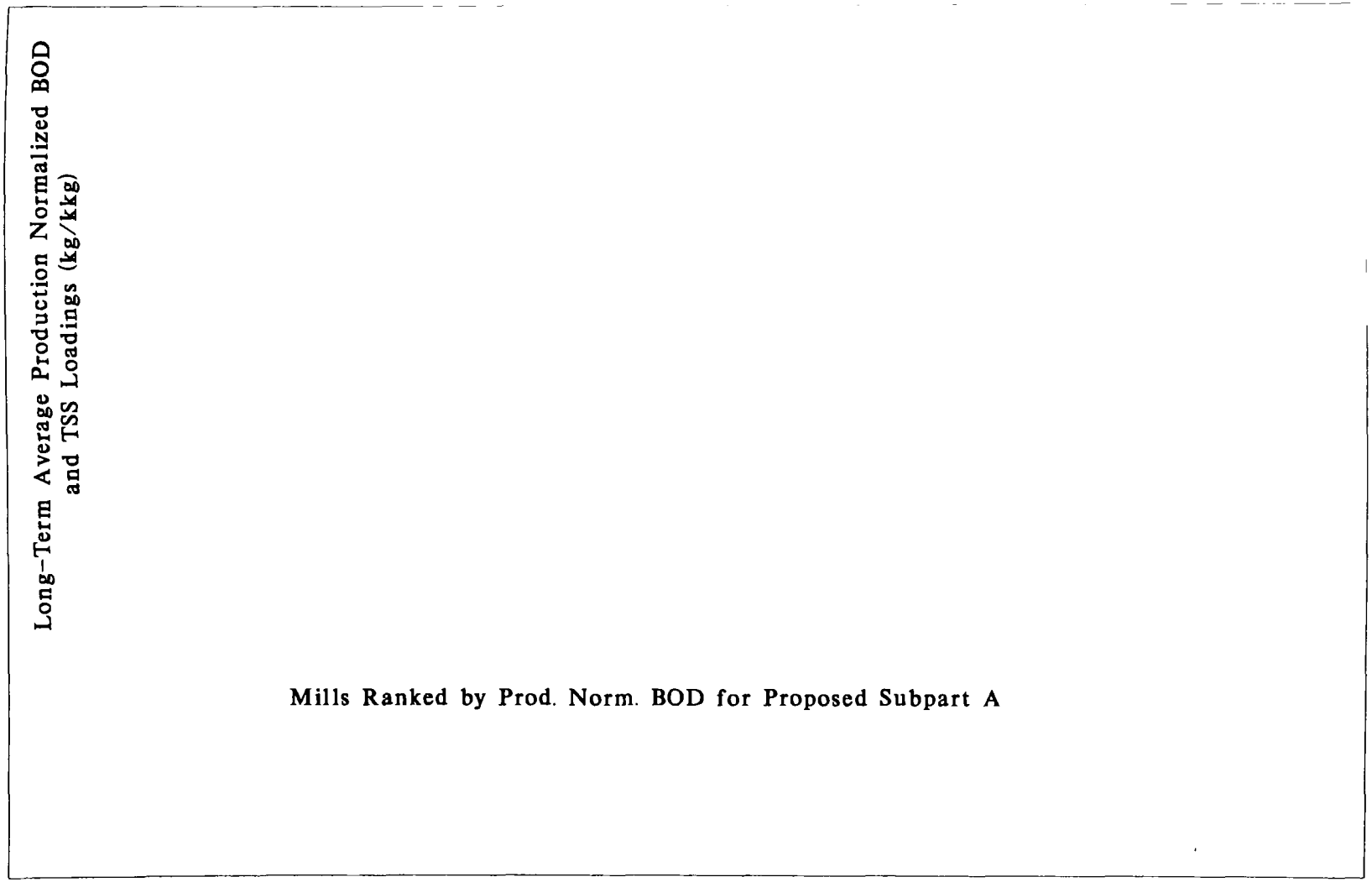

FIGURE C1-1. Long-Term Average Production Normalized BOD and TSS Loadings for Proposed Subpart A

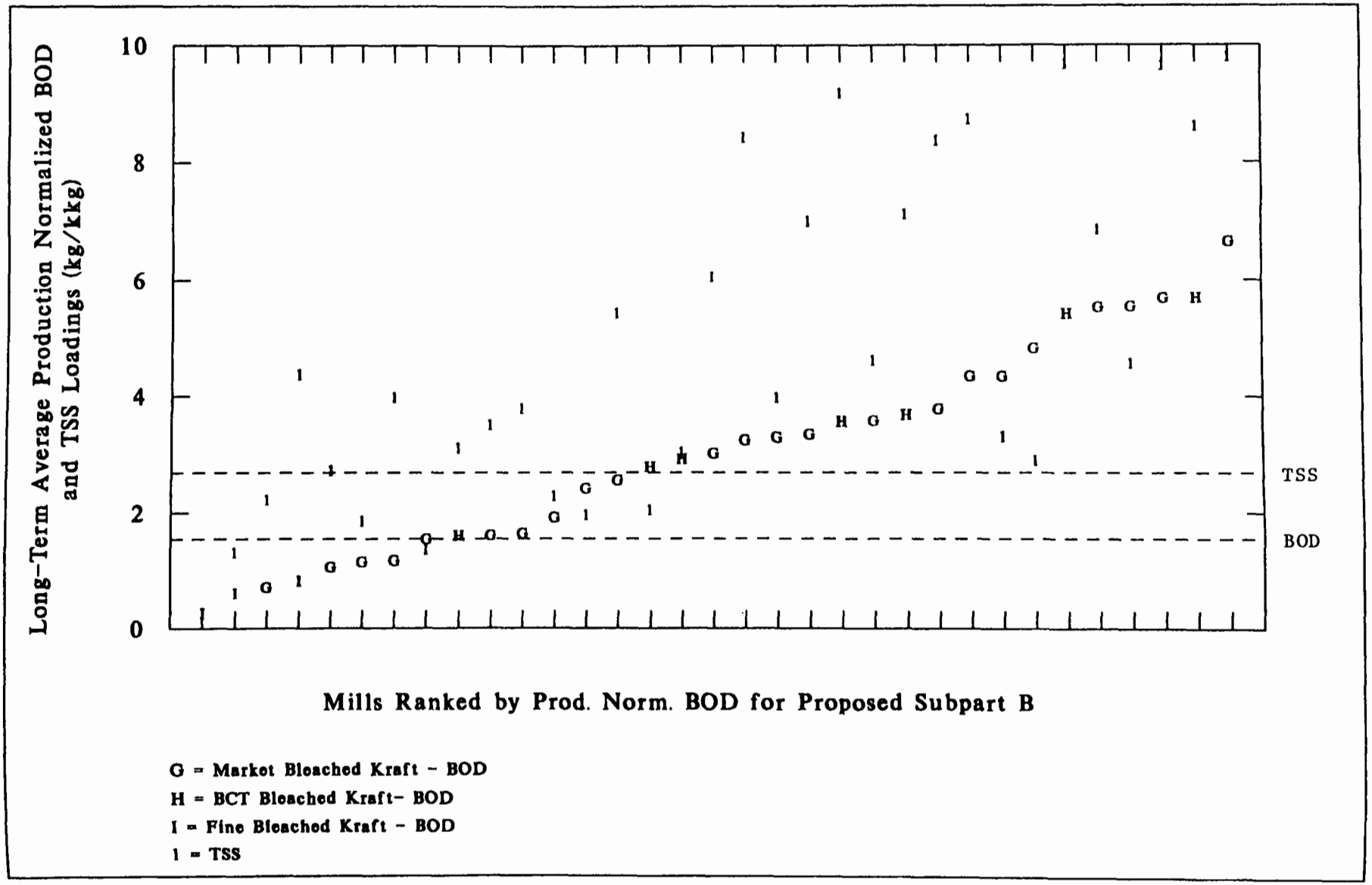

FIGURE C1-2. Long-Term Average Production Normalized BOD and TSS Loadings for Proposed Subpart B

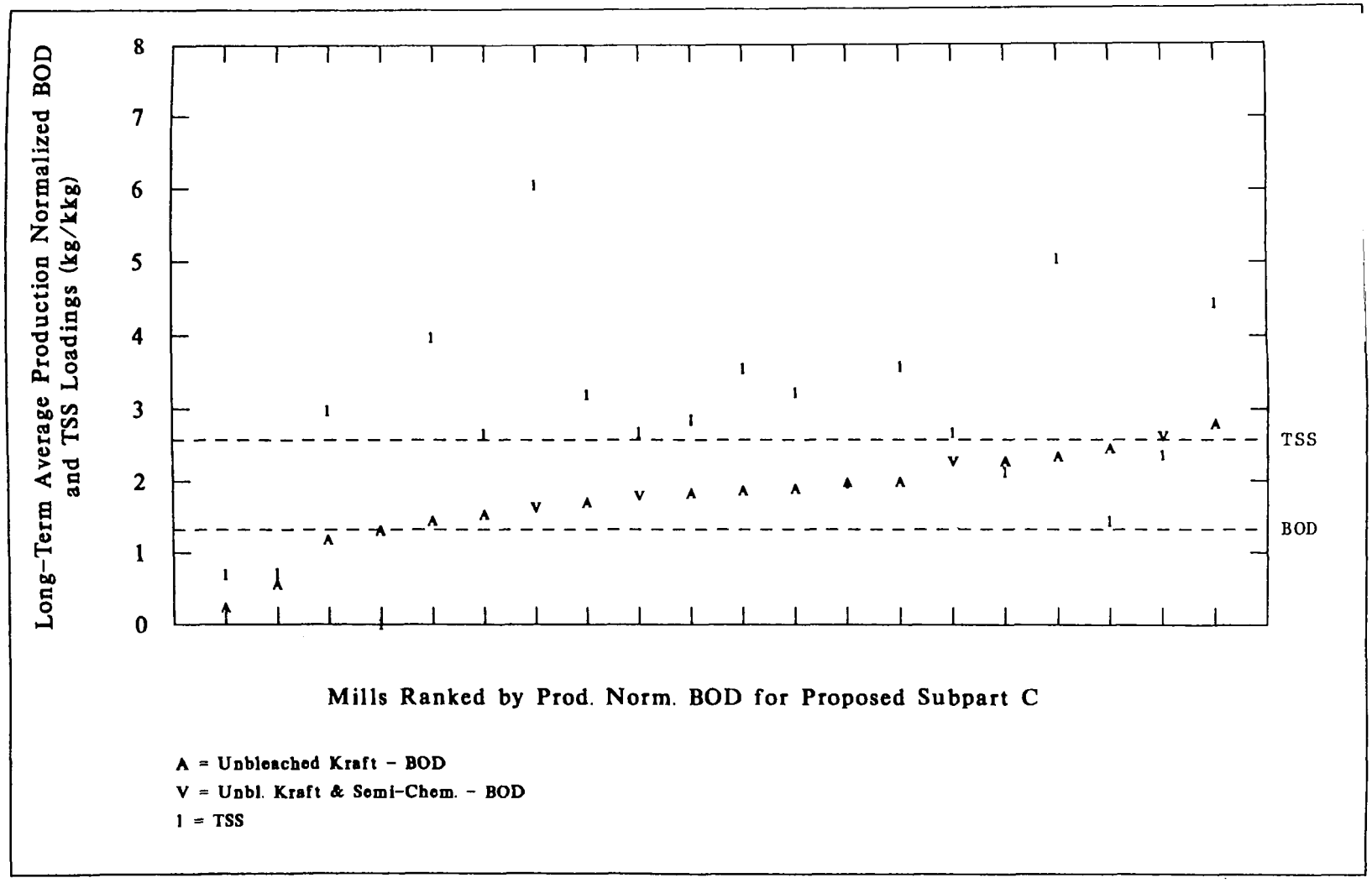

FIGURE C1-3. Long-Term Average Production Normalized BOD and TSS Loadings for Proposed Subpart C

Long-Term Average Production Normalized BOD and TSS Loadings (kg/kkg)

Mills Ranked by Prod. Norm. BOD for Proposed Subpart D

FIGURE C1-4. Long-Term Average Production Normalized BOD and TSS Loadings for Proposed Subpart D

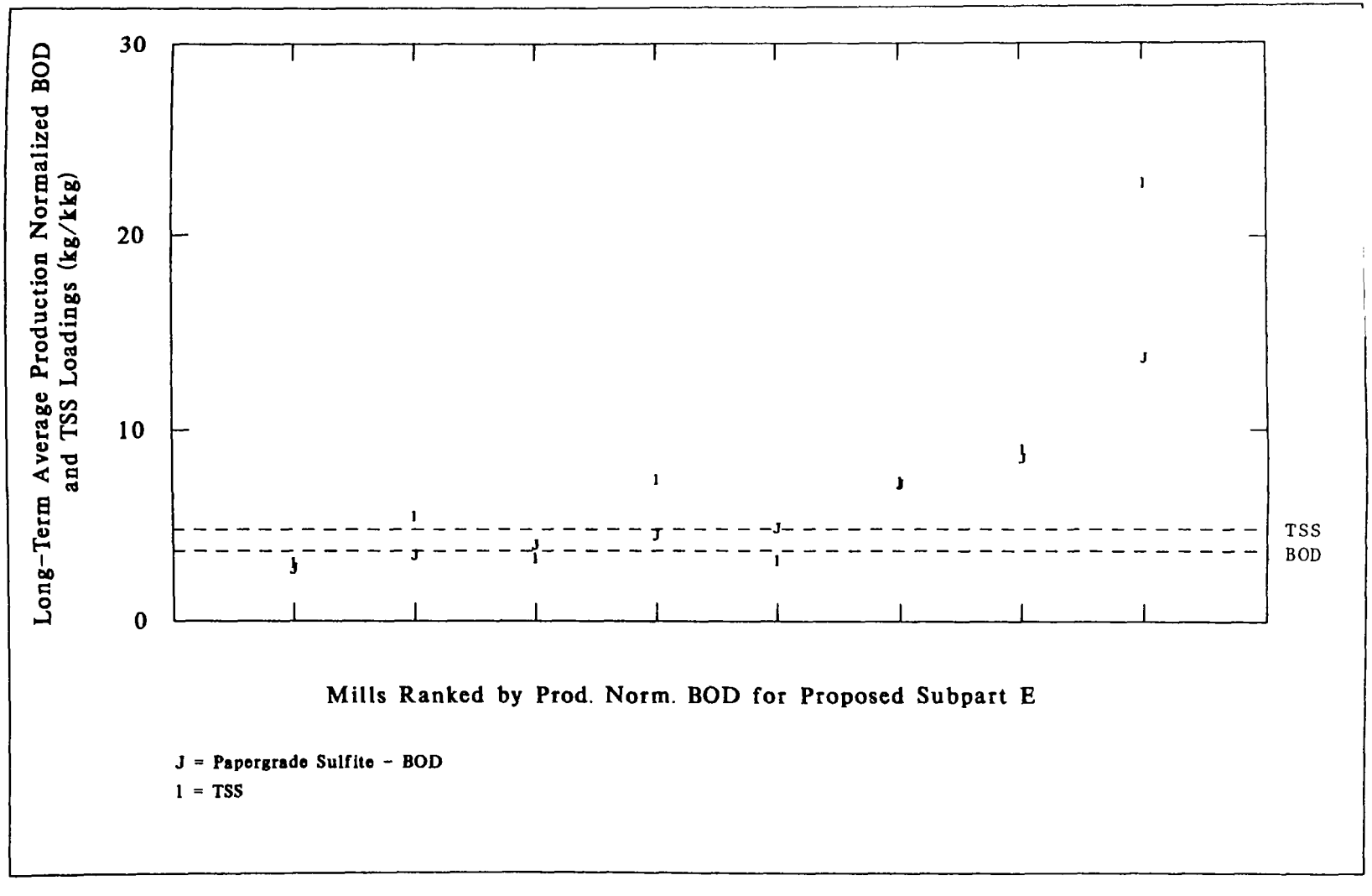

FIGURE C1-5. Long-Term Average Production Normalized BOD and TSS Loadings for Proposed Subpart E

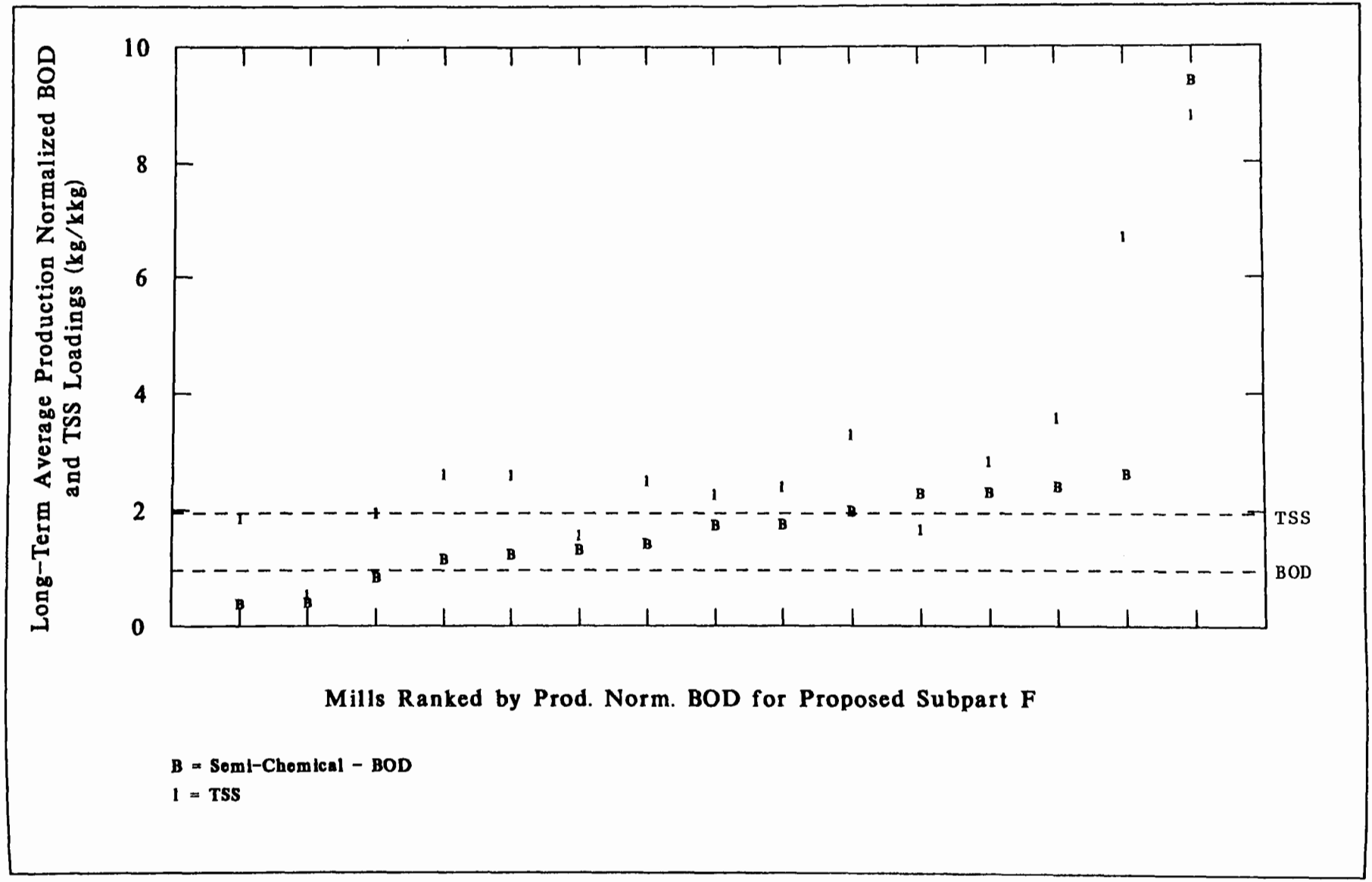

FIGURE C1-6. Long-Term Average Production Normalized BOD and TSS Loadings for Proposed Subpart F

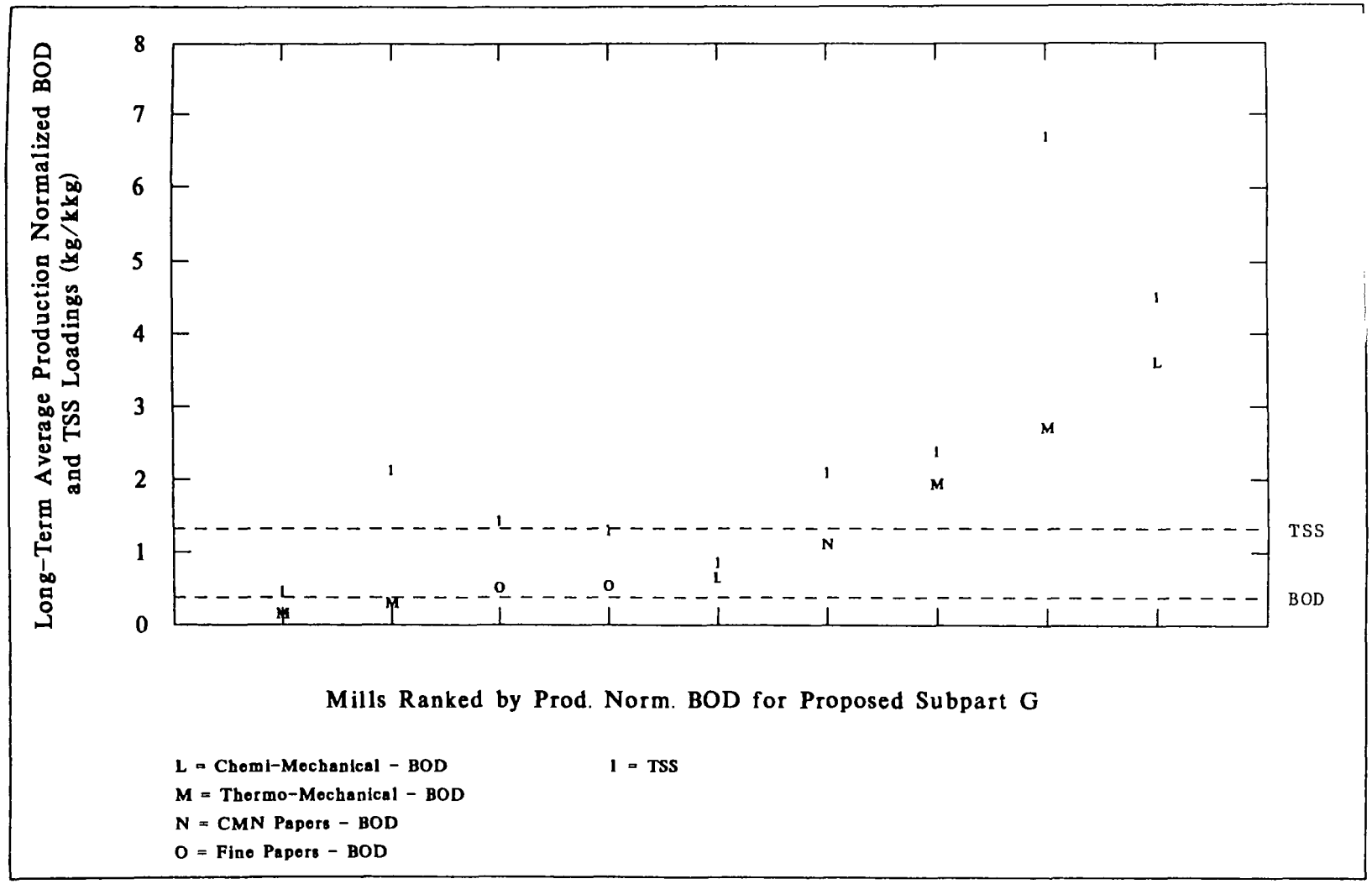

FIGURE C1-7. Long-Term Average Production Normalized BOD and TSS Loadings for Proposed Subpart G

Long-Term Average Production Normalized BOD and TSS Loadings (kg/kkg)

Mills Ranked by Prod. Norm. BOD for Proposed Subpart H

FIGURE C1-8. Long-Term Average Production Normalized BOD and TSS Loadings for Proposed Subpart H

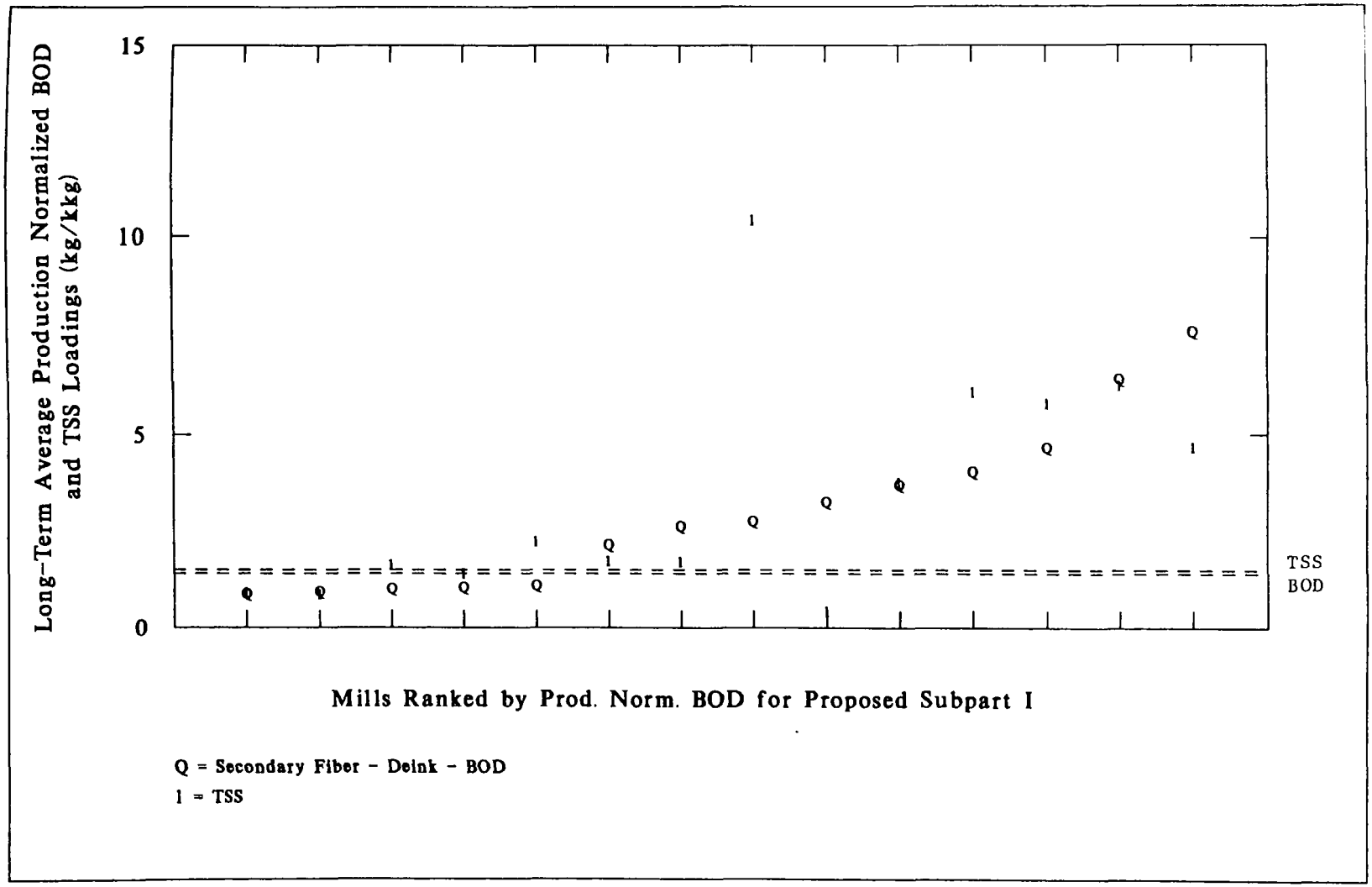

FIGURE C1-9. Long-Term Average Production Normalized BOD and TSS Loadings for Proposed Subpart I

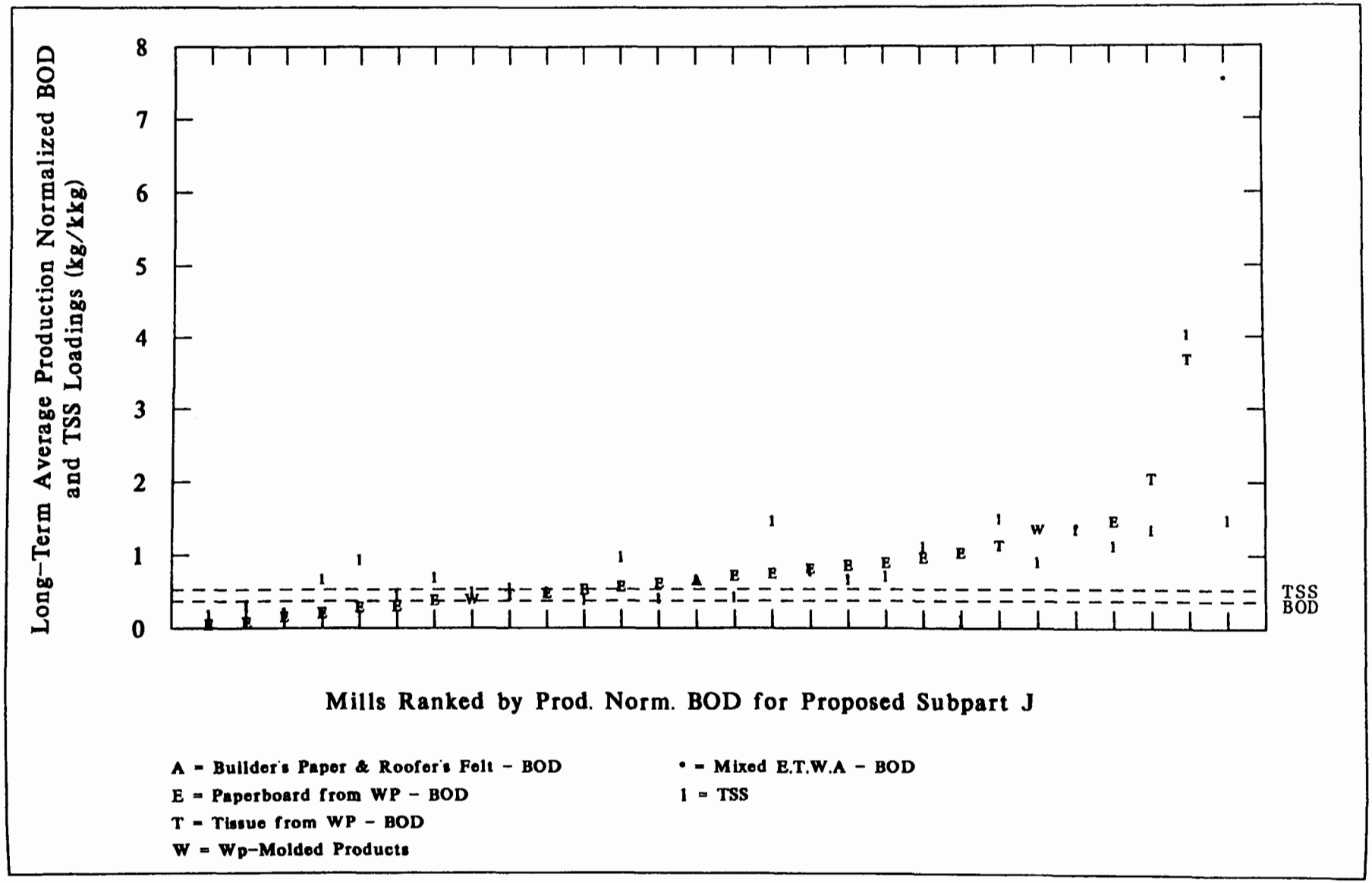

FIGURE C1-10. Long-Term Average Production Normalized BOD and TSS Loadings for Proposed Subpart J

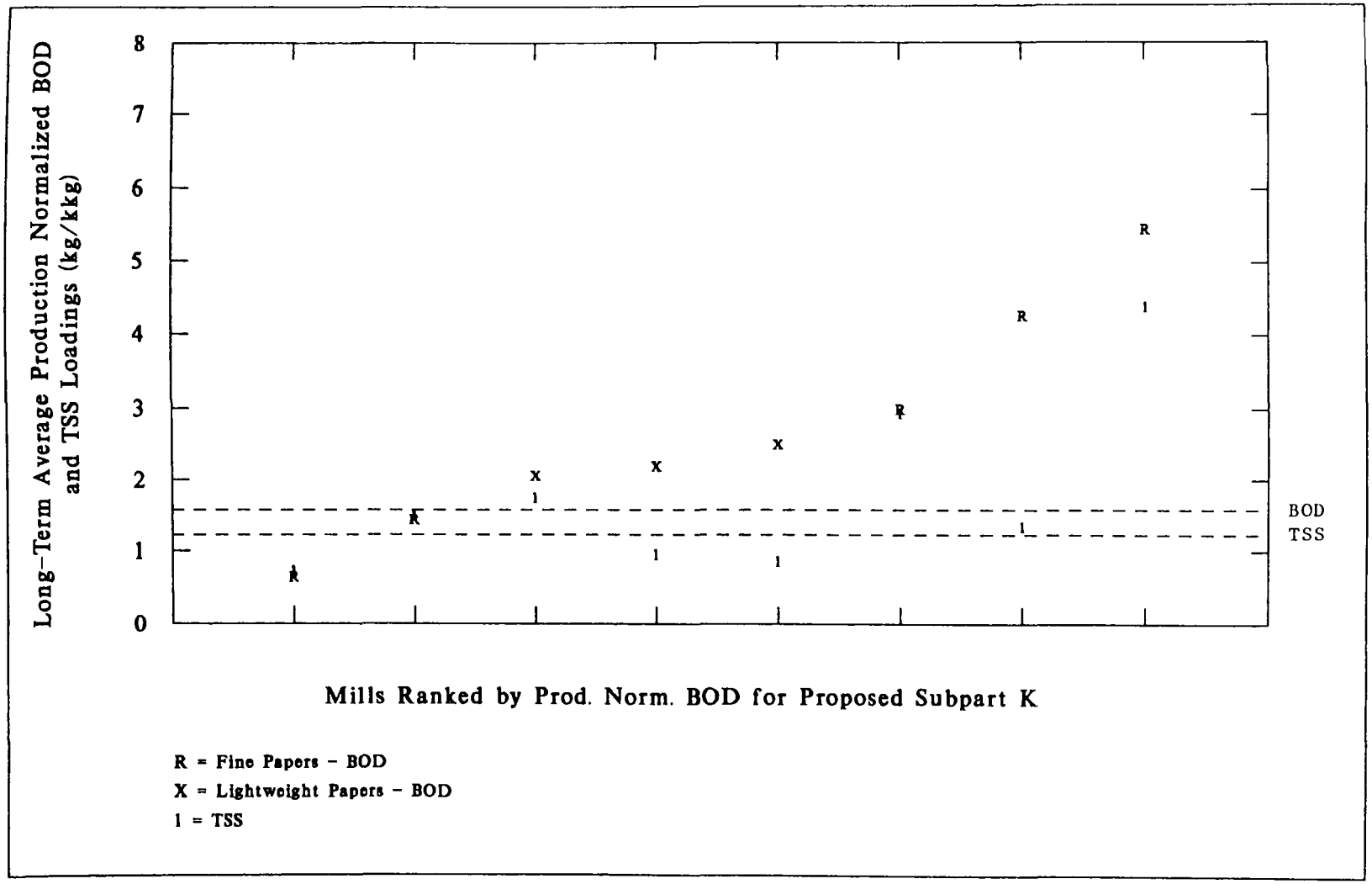

FIGURE C1-11. Long-Term Average Production Normalized BOD and TSS Loadings for Proposed Subpart K

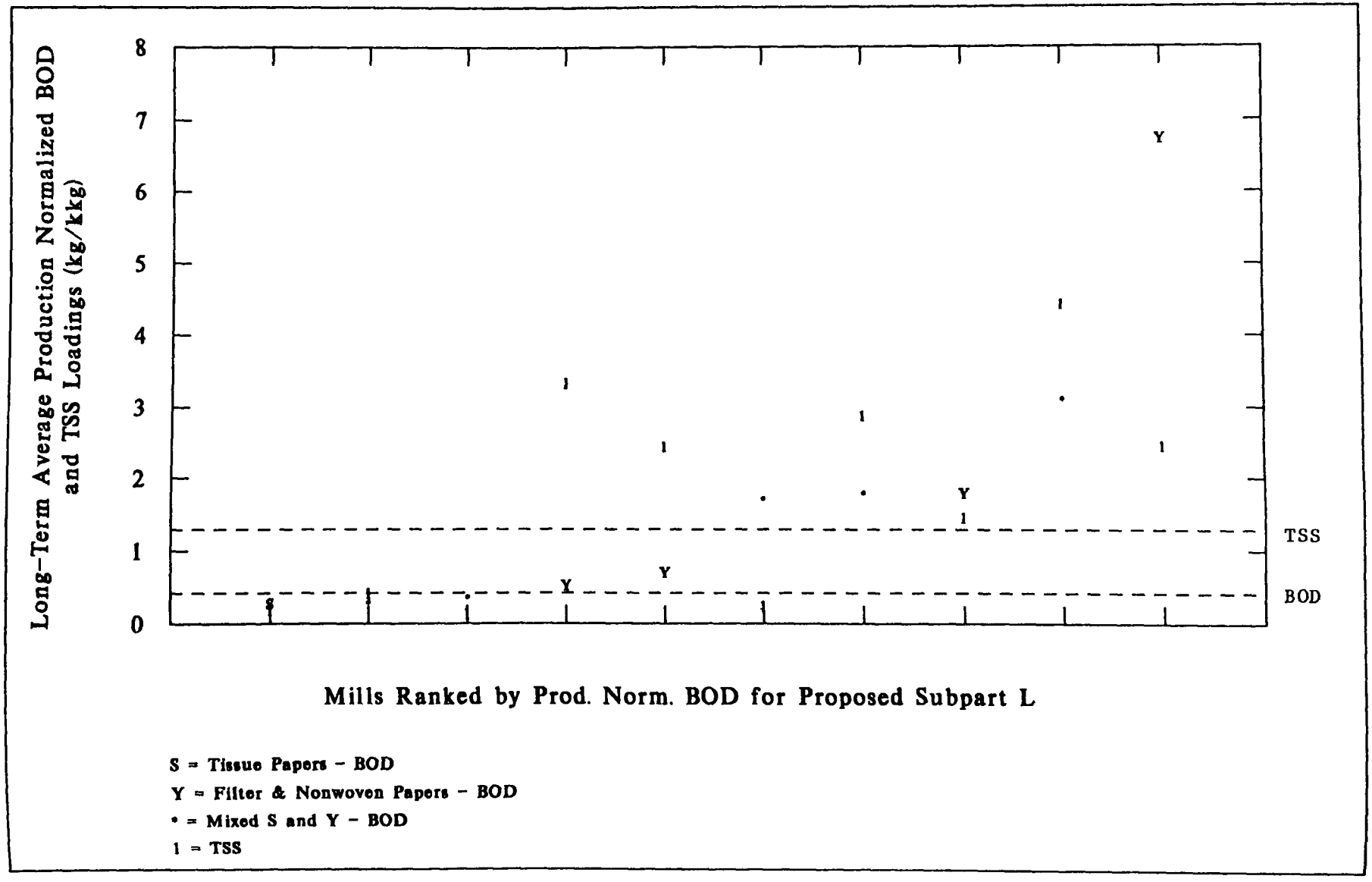

FIGURE C1-12. Long-Term Average Production Normalized BOD and TSS Loadings for Proposed Subpart L

APPENDIX D

Probability Plots for Daily Production Normalized BOD_5 and TSS Loadings

(lbs/ton prod = 2 x kg/kkg)

These plots are not presented in the public document in order to protect claims of confidentiality (see Section 1.3).

APPENDIX E

Autocorrelation Analyses and Evaluation of a First-Order Autoregressive Model

(lbs/ton prod = 2 x kg/kkg)

These mill-specific analyses are not presented in the public document in order to protect claims of confidentiality (see Section 1.3). One page has been attached to show the column headings that display the results of the analysis.

Table E - 1
Autocorrelation Coefficients for Significant Lags 1 to 30 & 30-Day Variability Factors for
Log Transformed Production Normalized BOD Loadings

Cbiid	Proposed Subpart	Units	N	Prod. Norm. BOD Mean	Unbiased Std.	Number of Lags	Number of Pairs	Lag	Coef.	T-Val	30-Day Variability Factor	First Order AR Model 30-Day VF	Relative Difference

APPENDIX F

Trend Analyses

(lbs/ton prod = 2 x kg/kkg)

These mill-specific analyses are not presented in the public document in order to protect claims of confidentiality (see Section 1.3). One page has been attached to show the column headings that display the results of the analysis.

Table F - 1
Autocorrelation Coefficients for Significant Lags 1 to 30 & 30-Day Variability Factors for
Log Transformed Detrended Production Normalized BOD Loadings

Cbiid	Proposed Subpart	Units	N	Prod. Norm. BOD Mean	Unbiased Std.	Number of Lags	Number of Pairs	Lag	Coef.	T-Val	30-Day Variability Factor	First Order AR Model 30-Day VF	Relative Difference

APPENDIX G

Time Plots for Production Normalized BOD_5 and TSS Loadings

(lbs/ton prod = 2 x kg/kkg)

These plots are not presented in the public document in order to protect claims of confidentiality (see Section 1.3).

APPENDIX H

Plots of 1-Day and 30-Day Variability Factors for BOD_5 and TSS Production Normalized Loadings by Subcategory

These plots are not presented in the public document in order to protect claims of confidentiality (see Section 1.3).

APPENDIX I

Plots Comparing the Distributions of the Variability Factors Within and Across Subcategories for Production Normalized BOD_5 and TSS Loadings

These plots are not presented in the public document in order to protect claims of confidentiality (see Section 1.3).

APPENDIX J

Plots of Average Variability Factors for Each Subcategory for BOD_5 and TSS Production Normalized Loadings

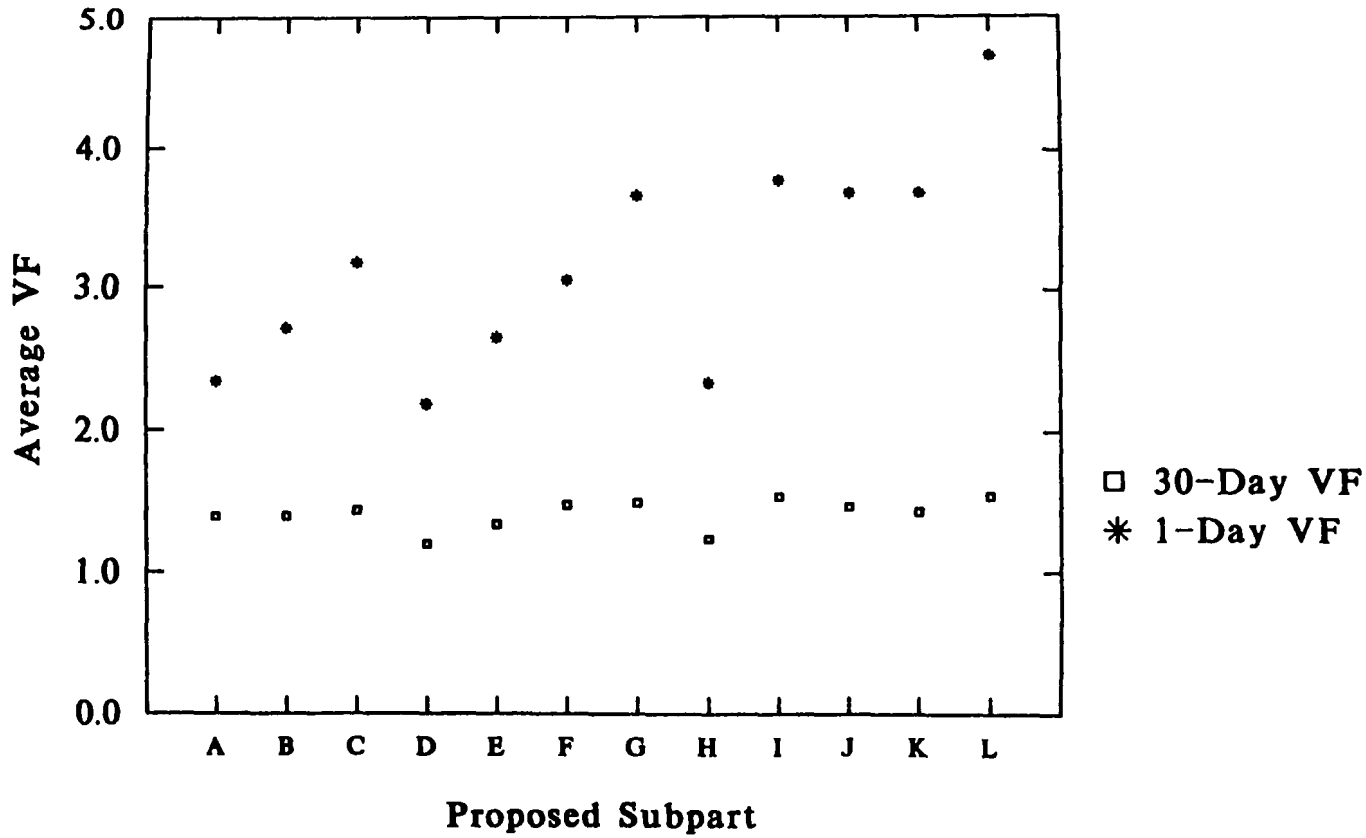

FIGURE J1-1. Plot of Average 1-Day and 30-Day Variability Factors for Production Normalized BOD Loadings

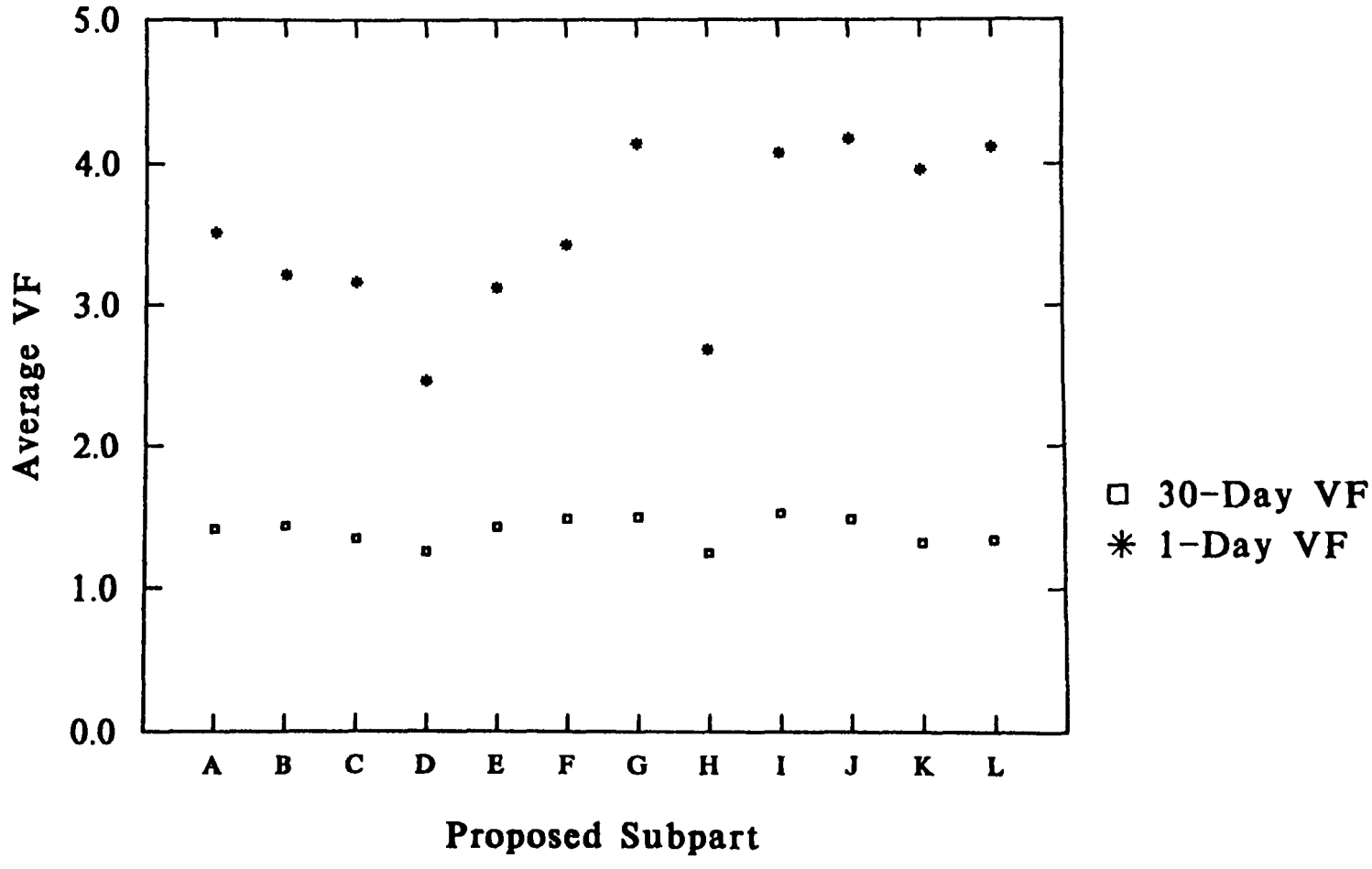

FIGURE J1-2. Plot of Average 1-Day and 30-Day Variability Factors for Production Normalized TSS Loadings

APPENDIX K

BAT Production Normalized Loadings Data Listings

(Includes loadings for chlorinated phenolics, TCDD, and TCDF in final effluent although limitations were not proposed for these pollutants in final effluent.)

Appendix K - Listing 1

Production-Normalized Loadings Used in Limitations Development Prior to Aggregation of Duplicates and Streams

CAS Number=1198556 Analyte=Tetrachlorocatechol Unit=MG/KKG

Source	Subcategory	Option	Stream	Sample Point Number	Sample	Sampling Day	Duplicates	Prod. Norm. Loadings	Measurement Type	SCC Qualifier
ST1375	BPK	3	ACID	8	16555	3		236.41	NC	
VS	BPK	3	ACID	3	20481	1		80.44	ND	
VS	BPK	3	ACID	3	20498	2		81.65	ND	
VS	BPK	3	ACID	3	20515	3		221.35	NC	
VS	BPK	3	ACID	3	20526	4		82.16	ND	
VS	BPK	3	ACID	3	20627	5		447.29	NC	
VS	BPK	3	ACID	3	20668	6	20669	187.83	NC	
VS	BPK	3	ACID	3	20669	6	20668	172.18	NC	
VS	BPK	3	ACID	3	20684	7		88.63	NC	
VS	BPK	3	ACID	3	20880	8		.		EXCLUDE
VS	BPK	3	ACID	3	20776	9		215.40	NC	
VS	BPK	3	ACID	3	21301	11		153.33	NC	
VS	BPK	3	ACID	3	21475	12		130.03	NC	
VS	BPK	3	ACID	3	21535	13		77.64	ND	
VS	BPK	3	ACID	3	21856	14		174.38	NC	
VS	BPK	3	ACID	3	21903	15		96.62	NC	
VS	BPK	3	ACID	3	21944	16	21945	174.70	NC	
VS	BPK	3	ACID	3	21945	16	21944	200.35	NC	
VS	BPK	3	ACID	3	21997	17		73.74	ND	
VS	BPK	3	ACID	3	22035	18		247.05	NC	
VS	BPK	3	ACID	3	22079	19		97.66	NC	
ST1375	BPK	3	ALK	9	16556	3	16557	5.65	ND	
ST1375	BPK	3	ALK	9	16557	3	16556	5.65	ND	
VS	BPK	3	ALK	4	20482	1		39.96	ND	
VS	BPK	3	ALK	4	20499	2		40.70	ND	
VS	BPK	3	ALK	4	20516	3		393.90	ND	
VS	BPK	3	ALK	4	20527	4		40.94	ND	
VS	BPK	3	ALK	4	20628	5	20629	39.26	ND	
VS	BPK	3	ALK	4	20629	5	20628			EXCLUDE
VS	BPK	3	ALK	4	20670	6		38.09	ND	
VS	BPK	3	ALK	4	20685	7		36.78	ND	
VS	BPK	3	ALK	4	20881	8				EXCLUDE
VS	BPK	3	ALK	4	20777	9		40.21	ND	
VS	BPK	3	ALK	4	21302	11		42.36	ND	
VS	BPK	3	ALK	4	21476	12		41.06	ND	
VS	BPK	3	ALK	4	21536	13		38.69	ND	
VS	BPK	3	ALK	4	21857	14		47.55	ND	
VS	BPK	3	ALK	4	21904	15	21905	31.10	ND	
VS	BPK	3	ALK	4	21905	15	21904	31.10	ND	
VS	BPK	3	ALK	4	21946	16		39.66	ND	
VS	BPK	3	ALK	4	21998	17		36.48	ND	
VS	BPK	3	ALK	4	22036	18		39.07	ND	
VS	BPK	3	ALK	4	22080	19		35.64	ND	
ST1375	BPK	3	FE	13	16554	3		69.39	ND	
VS	BPK	3	FE	8	20486	1		296.82	ND	
VS	BPK	3	FE	8	20486	1		265.02	ND	
VS	BPK	3	FE	8	20504	2		300.80	ND	
VS	BPK	3	FE	8	20504	2		300.80	ND	
VS	BPK	3	FE	8	20520	3		325.54	ND	
VS	BPK	3	FE	8	20520	3		325.54	ND	
VS	BPK	3	FE	8	20531	4	20532	308.83	ND	
VS	BPK	3	FE	8	20531	4	20532	370.59	ND	
VS	BPK	3	FE	8	20532	4	20531	308.83	ND	
VS	BPK	3	FE	8	20532	4	20531	605.30	ND	
VS	BPK	3	FE	8	20633	5		.		EXCLUDE
VS	BPK	3	FE	8	20633	5		321.80	ND	
VS	BPK	3	FE	8	20674	6		291.16	ND	
VS	BPK	3	FE	8	20674	6		291.16	ND	
VS	BPK	3	FE	8	20689	7		166.77	ND	
VS	BPK	3	FE	8	20689	7		446.94	ND	
VS	BPK	3	FE	8	20891	8		.		EXCLUDE
VS	BPK	3	FE	8	20891	8		.		EXCLUDE
VS	BPK	3	FE	8	20781	9		383.59	ND	
VS	BPK	3	FE	8	20781	9		376.48	ND	
VS	BPK	3	FE	8	21306	11		323.87	ND	
VS	BPK	3	FE	8	21481	12		864.04	ND	
VS	BPK	3	FE	8	21540	13		285.28	ND	
VS	BPK	3	FE	8	21861	14	21862	348.38	ND	
VS	BPK	3	FE	8	21862	14	21861	348.38	ND	
VS	BPK	3	FE	8	21909	15		332.83	ND	
VS	BPK	3	FE	8	21950	16		335.70	ND	
VS	BPK	3	FE	8	22002	17		290.33	ND	
VS	BPK	3	FE	8	22041	18		479.30	ND	
VS	BPK	3	FE	8	22084	19		377.61	ND	
VS	BPK	4	ACID	3	20492	1		414.68	ND	
VS	BPK	4	ACID	3	20508	2		51.13	ND	
VS	BPK	4	ACID	3	20585	3		57.87	ND	
VS	BPK	4	ACID	3	20637	4		497.33	ND	
VS	BPK	4	ACID	3	20678	5				EXCLUDE
VS	BPK	4	ACID	3	20700	6	20701	76.11	ND	
VS	BPK	4	ACID	3	20701	6	20700	68.86	ND	
VS	BPK	4	ACID	3	20769	7		.		EXCLUDE
VS	BPK	4	ACID	3	20832	8		70.30	ND	
VS	BPK	4	ACID	3	20895	9		50.34	ND	
VS	BPK	4	ACID	3	21257	11		62.89	ND	
VS	BPK	4	ACID	3	21429	12		51.51	ND	
VS	BPK	4	ACID	3	21521	13		50.03	ND	
VS	BPK	4	ACID	3	21584	14		49.24	ND	
VS	BPK	4	ACID	3	21902	15		51.33	ND	
VS	BPK	4	ACID	3	21969	16	21970	55.55	ND	
VS	BPK	4	ACID	3	21970	16	21969	55.55	ND	

Abbreviations Used in Listing:
VS = Long-Term Study, ST = Short-Term Study, Q49 = Selfmonitoring Data Question 49 Part A
NC = Non-Censored, ND = Non-Detect, MC = Mid-Censored, RC = Right-Censored
Sampling Day for Long-Term Study = Weeks 1-9 Summer Sampling and 11-19 Winter Sampling

Appendix K - Listing 1

Production-Normalized Loadings Used in Limitations Development Prior to Aggregation of Duplicates and Streams

CAS Number=1198556 Analyte=Tetrachlorocatechol Unit=MG/KKG
(continued)

Source	Subcategory	Option	Stream	Sample Point Number	Sample	Sampling Day	Duplicates	Prod. Norm. Loadings	Measurement Type	SCC Qualifier
VS	BPK	4	ACID	3	22028	17		67.07	ND	
VS	BPK	4	ACID	3	22132	18		52.60	ND	
VS	BPK	4	ACID	3	22164	19		60.11	ND	
VS	BPK	4	ALK	4	20493	1		36.98	ND	
VS	BPK	4	ALK	4	20509	2		32.57	ND	
VS	BPK	4	ALK	4	20586	3		39.67	ND	
VS	BPK	4	ALK	4	20638	4		339.42	ND	
VS	BPK	4	ALK	4	20679	5		.		EXCLUDE
VS	BPK	4	ALK	4	20702	6		58.90	ND	
VS	BPK	4	ALK	4	20770	7		.		EXCLUDE
VS	BPK	4	ALK	4	20833	8		45.14	ND	
VS	BPK	4	ALK	4	20896	9		33.83	ND	
VS	BPK	4	ALK	4	21258	11		70.16	ND	
VS	BPK	4	ALK	4	21430	12		9.52	ND	
VS	BPK	4	ALK	4	21522	13		26.70	ND	
VS	BPK	4	ALK	4	21850	14		29.26	ND	
VS	BPK	4	ALK	4	21913	15		46.06	ND	
VS	BPK	4	ALK	4	21971	16		21.34	ND	
VS	BPK	4	ALK	4	22029	17		29.31	ND	
VS	BPK	4	ALK	4	22133	18		25.09	ND	
VS	BPK	4	ALK	4	22165	19		7.92	ND	
VS	BPK	4	FE	6	20495	1		172.68	ND	
VS	BPK	4	FE	6	20495	1		217.58	ND	
VS	BPK	4	FE	6	20512	2		259.50	ND	
VS	BPK	4	FE	6	20512	2		2947.89	ND	
VS	BPK	4	FE	6	20588	3		248.00	ND	
VS	BPK	4	FE	6	20588	3		261.78	ND	
VS	BPK	4	FE	6	20640	4	20641	2232.53	ND	
VS	BPK	4	FE	6	20640	4	20641	2232.53	ND	
VS	BPK	4	FE	6	20641	4	20640	2232.53	ND	
VS	BPK	4	FE	6	20641	4	20640	2232.53	ND	
VS	BPK	4	FE	6	20681	5		.		EXCLUDE
VS	BPK	4	FE	6	20681	5		.		EXCLUDE
VS	BPK	4	FE	6	20704	6		282.39	ND	
VS	BPK	4	FE	6	20704	6		272.13	ND	
VS	BPK	4	FE	6	20772	7		.		EXCLUDE
VS	BPK	4	FE	6	20772	7		126.43	ND	
VS	BPK	4	FE	6	20835	8		236.25	ND	
VS	BPK	4	FE	6	20835	8		240.89	ND	
VS	BPK	4	FE	6	20898	9		276.44	ND	
VS	BPK	4	FE	6	20898	9		276.44	ND	
VS	BPK	4	FE	6	21260	11		210.35	ND	
VS	BPK	4	FE	6	21433	12		228.24	ND	
VS	BPK	4	FE	6	21524	13		223.76	ND	
VS	BPK	4	FE	6	21852	14	21853	232.71	ND	
VS	BPK	4	FE	6	21853	14	21852	237.19	ND	
VS	BPK	4	FE	6	21915	15		223.76	ND	
VS	BPK	4	FE	6	21973	16		223.76	ND	
VS	BPK	4	FE	6	22031	17		223.76	ND	
VS	BPK	4	FE	6	22135	18		223.76	ND	
VS	BPK	4	FE	6	22167	19		223.76	ND	
VS	DS	1	ACID	2	20605	1		493.50	ND	
VS	DS	1	ACID	2	20746	2		.		EXCLUDE
VS	DS	1	ACID	2	20786	3		505.84	ND	
VS	DS	1	ACID	2	20845	4		406.48	ND	
VS	DS	1	ACID	2	20910	5				EXCLUDE
VS	DS	1	ACID	2	20946	6	20947	390.02	ND	
VS	DS	1	ACID	2	20947	6	20946	389.97	ND	
VS	DS	1	ACID	2	20981	7		547.99	ND	
VS	DS	1	ACID	2	21025	8				EXCLUDE
VS	DS	1	ACID	2	21047	9		453.30	ND	
VS	DS	1	ACID	2	21270	11				
VS	DS	1	ACID	2	21300	12		645.77	ND	
VS	DS	1	ACID	2	21500	13		624.81	ND	
VS	DS	1	ACID	2	21557	14		665.73	ND	
VS	DS	1	ACID	2	21880	15		691.49	ND	
VS	DS	1	ACID	2	21961	16	21962	513.10	ND	
VS	DS	1	ACID	2	21962	16	21961	513.10	ND	
VS	DS	1	ACID	2	22007	17		517.63	ND	
VS	DS	1	ACID	2	22061	18		747.60	ND	
VS	DS	1	ACID	2	22138	19		679.27	ND	
VS	DS	1	ALK	3	20606	1		64.38	ND	
VS	DS	1	ALK	3	20747	2		.		EXCLUDE
VS	DS	1	ALK	3	20787	3		513.68	ND	
VS	DS	1	ALK	3	20846	4		5531.91	ND	
VS	DS	1	ALK	3	20917	5		.		EXCLUDE
VS	DS	1	ALK	3	20961	6		55.25	ND	
VS	DS	1	ALK	3	20982	7		380.07	ND	
VS	DS	1	ALK	3	21026	8		.		EXCLUDE
VS	DS	1	ALK	3	21048	9	21049	114.91	ND	
VS	DS	1	ALK	3	21049	9	21048	114.91	ND	
VS	DS	1	ALK	3	21271	11		.		
VS	DS	1	ALK	3	21468	12		620.93	ND	
VS	DS	1	ALK	3	21501	13		40.36	ND	
VS	DS	1	ALK	3	21558	14		687.54	ND	
VS	DS	1	ALK	3	21881	15		600.61	ND	
VS	DS	1	ALK	3	21963	16		46.22	ND	
VS	DS	1	ALK	3	22008	17		462.31	ND	
VS	DS	1	ALK	3	22062	18		49.98	ND	
VS	DS	1	ALK	3	22139	19	22140	57.41	ND	

Abbreviations Used in Listing:
VS = Long-Term Study, ST = Short-Term Study, Q49 = Selfmonitoring Data Question 49 Part A
NC = Non-Censored, ND = Non-Detect, MC = Mid-Censored, RC = Right-Censored
Sampling Day for Long-Term Study = Weeks 1-9 Summer Sampling and 11-19 Winter Sampling

Appendix K Listing 1

Production-Normalized Loadings Used in Limitations Development Prior to Aggregation of Duplicates and Streams

CAS Number=1198556 Analyte=Tetrachlorocatechol Unit=MG/KKG
(continued)

Source	Subcategory	Option	Stream	Sample Point Number	Sample	Sampling Day	Duplicates	Prod. Norm. Loadings	Measurement Type	SCC Qualifier
VS	DS	1	ALK	3	22140	19	22139	57.41	ND	
VS	DS	1	FE	7	20610	1		2535.61	ND	
VS	DS	1	FE	7	20610	1		1026.32	ND	
VS	DS	1	FE	7	20752	2		.		EXCLUDE
VS	DS	1	FE	7	20752	2		.		EXCLUDE
VS	DS	1	FE	7	20791	3		1114.29	ND	
VS	DS	1	FE	7	20791	3		1114.29	ND	
VS	DS	1	FE	7	20850	4		1090.58	ND	
VS	DS	1	FE	7	20850	4		1112.39	ND	
VS	DS	1	FE	7	20922	5		.		EXCLUDE
VS	DS	1	FE	7	20922	5		.		EXCLUDE
VS	DS	1	FE	7	20965	6		1169.90	ND	
VS	DS	1	FE	7	20965	6		1169.90	ND	
VS	DS	1	FE	7	20989	7		17664.2	ND	
VS	DS	1	FE	7	20989	7		1150.23	ND	
VS	DS	1	FE	7	21030	8				EXCLUDE
VS	DS	1	FE	7	21030	8				EXCLUDE
VS	DS	1	FE	7	21053	9		966.30	ND	
VS	DS	1	FE	7	21053	9		966.30	ND	
VS	DS	1	FE	7	21275	11		953.82	ND	
VS	DS	1	FE	7	21473	12		1131.58	ND	
VS	DS	1	FE	7	21505	13		1055.58	ND	
VS	DS	1	FE	7	21562	14		1220.50	ND	
VS	DS	1	FE	7	21886	15		1256.53	ND	
VS	DS	1	FE	7	21967	16		1289.11	ND	
VS	DS	1	FE	7	22013	17		1023.40	ND	
VS	DS	1	FE	7	22066	18		1273.53	ND	
VS	DS	1	FE	7	22144	19		1188.72	ND	

CAS Number=2539175 Analyte=Tetrachloroguaiacol Unit=MG/KKG

Source	Subcategory	Option	Stream	Sample Point Number	Sample	Sampling Day	Duplicates	Prod. Norm. Loadings	Measurement Type	SCC Qualifier
VS	BPK	3	ACID	3	20481	1		730.42	ND	
VS	BPK	3	ACID	3	20498	2		81.65	ND	
VS	BPK	3	ACID	3	20515	3		86.96	ND	
VS	BPK	3	ACID	3	20526	4		82.16	ND	
VS	BPK	3	ACID	3	20627	5		79.03	ND	
VS	BPK	3	ACID	3	20668	6	20669	82.96	ND	
VS	BPK	3	ACID	3	20669	6	20668	81.39	ND	
VS	BPK	3	ACID	3	20684	7		73.86	ND	
VS	BPK	3	ACID	3	20880	8		80.31	ND	
VS	BPK	3	ACID	3	20776	9		87.60	ND	
VS	BPK	3	ACID	3	21301	11		87.16	ND	
VS	BPK	3	ACID	3	21475	12		85.63	ND	
VS	BPK	3	ACID	3	21535	13		77.64	ND	
VS	BPK	3	ACID	3	21856	14		95.81	ND	
VS	BPK	3	ACID	3	21903	15		62.74	ND	
VS	BPK	3	ACID	3	21944	16	21945	80.14	ND	
VS	BPK	3	ACID	3	21945	16	21944	80.14	ND	
VS	BPK	3	ACID	3	21997	17		73.74	ND	
VS	BPK	3	ACID	3	22035	18		80.80	ND	
VS	BPK	3	ACID	3	22079	19		71.81	ND	
VS	BPK	3	ALK	4	20482	1		39.96	ND	
VS	BPK	3	ALK	4	20499	2		40.70	ND	
VS	BPK	3	ALK	4	20516	3		393.90	ND	
VS	BPK	3	ALK	4	20527	4		40.94	ND	
VS	BPK	3	ALK	4	20628	5	20629	39.26	ND	
VS	BPK	3	ALK	4	20629	5	20628	3925.88	ND	
VS	BPK	3	ALK	4	20670	6		30.32	NC	
VS	BPK	3	ALK	4	20685	7		38.98	NC	
VS	BPK	3	ALK	4	20881	8		.		DETECTED
VS	BPK	3	ALK	4	20777	9		44.52	NC	
VS	BPK	3	ALK	4	21302	11		42.36	ND	
VS	BPK	3	ALK	4	21476	12		41.06	ND	
VS	BPK	3	ALK	4	21536	13		38.69	ND	
VS	BPK	3	ALK	4	21857	14		47.55	ND	
VS	BPK	3	ALK	4	21904	15	21905	31.10	ND	
VS	BPK	3	ALK	4	21905	15	21904	31.10	ND	
VS	BPK	3	ALK	4	21946	16		39.66	ND	
VS	BPK	3	ALK	4	21998	17		46.69	NC	
VS	BPK	3	ALK	4	22036	18		45.20	NC	
VS	BPK	3	ALK	4	22080	19		356.36	ND	
VS	BPK	3	FE	8	20486	1		296.82	ND	
VS	BPK	3	FE	8	20486	1		265.02	ND	
VS	BPK	3	FE	8	20504	2		300.80	ND	
VS	BPK	3	FE	8	20504	2		300.80	ND	
VS	BPK	3	FE	8	20520	3		325.54	ND	
VS	BPK	3	FE	8	20520	3		325.54	ND	
VS	BPK	3	FE	8	20531	4	20532	308.83	ND	
VS	BPK	3	FE	8	20531	4	20532	370.59	ND	
VS	BPK	3	FE	8	20532	4	20531	308.83	ND	
VS	BPK	3	FE	8	20532	4	20531	605.30	ND	
VS	BPK	3	FE	8	20633	5		459.52	ND	
VS	BPK	3	FE	8	20633	5		321.80	ND	
VS	BPK	3	FE	8	20674	6		291.16	ND	
VS	BPK	3	FE	8	20674	6		291.16	ND	
VS	BPK	3	FE	8	20689	7		166.77	ND	

Abbreviations Used in Listing:
VS = Long-Term Study, ST = Short-Term Study, Q49 = Selfmonitoring Data Question 49 Part A
NC = Non-Censored, ND = Non-Detect, MC = Mid-Censored, RC = Right-Censored
Sampling Day for Long-Term Study = Weeks 1-9 Summer Sampling and 11-19 Winter Sampling

Appendix K - Listing 1

Production-Normalized Loadings Used in Limitations Development Prior to Aggregation of Duplicates and Streams

CAS Number=2539175 Analyte=Tetrachloroguaiacol Unit=MG/KKG
(continued)

Source	Subcategory	Option	Stream	Sample Point Number	Sample	Sampling Day	Duplicates	Prod. Norm. Loadings	Measurement Type	SCC Qualifier
VS	BPK	3	FE	8	20689	7		446.94	ND	
VS	BPK	3	FE	8	20891	8		21063.0	ND	
VS	BPK	3	FE	8	20891	8		312.09	ND	
VS	BPK	3	FE	8	20781	9		383.59	ND	
VS	BPK	3	FE	8	20781	9		376.48	ND	
VS	BPK	3	FE	8	21306	11		323.87	ND	
VS	BPK	3	FE	8	21481	12		864.04	ND	
VS	BPK	3	FE	8	21540	13		285.28	ND	
VS	BPK	3	FE	8	21861	14	21862	348.38	ND	
VS	BPK	3	FE	8	21862	14	21861	348.38	ND	
VS	BPK	3	FE	8	21909	15		332.83	ND	
VS	BPK	3	FE	8	21950	16		335.70	ND	
VS	BPK	3	FE	8	22002	17		290.33	ND	
VS	BPK	3	FE	8	22041	18		479.30	ND	
VS	BPK	3	FE	8	22084	19		377.61	ND	
VS	BPK	4	ACID	3	20492	1		414.68	ND	
VS	BPK	4	ACID	3	20508	2		235.18	ND	
VS	BPK	4	ACID	3	20585	3		57.87	ND	
VS	BPK	4	ACID	3	20637	4		497.33	ND	
VS	BPK	4	ACID	3	20678	5		348.14	ND	
VS	BPK	4	ACID	3	20700	6	20701	76.11	ND	
VS	BPK	4	ACID	3	20701	6	20700	68.86	ND	
VS	BPK	4	ACID	3	20769	7		54.09	ND	
VS	BPK	4	ACID	3	20832	8		70.30	ND	
VS	BPK	4	ACID	3	20895	9		50.34	ND	
VS	BPK	4	ACID	3	21257	11		62.89	ND	
VS	BPK	4	ACID	3	21429	12		51.51	ND	
VS	BPK	4	ACID	3	21521	13		50.03	ND	
VS	BPK	4	ACID	3	21584	14		49.24	ND	
VS	BPK	4	ACID	3	21902	15		51.33	ND	
VS	BPK	4	ACID	3	21969	16	21970	55.55	ND	
VS	BPK	4	ACID	3	21970	16	21969	55.55	ND	
VS	BPK	4	ACID	3	22028	17		67.07	ND	
VS	BPK	4	ACID	3	22132	18		52.60	ND	
VS	BPK	4	ACID	3	22164	19		601.12	ND	
VS	BPK	4	ALK	4	20493	1		36.98	ND	
VS	BPK	4	ALK	4	20509	2		32.57	ND	
VS	BPK	4	ALK	4	20586	3		39.67	ND	
VS	BPK	4	ALK	4	20638	4		339.42	ND	
VS	BPK	4	ALK	4	20679	5		50.30	ND	
VS	BPK	4	ALK	4	20702	6		58.90	ND	
VS	BPK	4	ALK	4	20770	7		37.10	ND	
VS	BPK	4	ALK	4	20833	8		45.14	ND	
VS	BPK	4	ALK	4	20896	9		33.83	ND	
VS	BPK	4	ALK	4	21258	11		70.16	ND	
VS	BPK	4	ALK	4	21430	12		9.52	ND	
VS	BPK	4	ALK	4	21522	13		26.70	ND	
VS	BPK	4	ALK	4	21850	14		29.26	ND	
VS	BPK	4	ALK	4	21913	15		46.06	ND	
VS	BPK	4	ALK	4	21971	16		21.34	ND	
VS	BPK	4	ALK	4	22029	17		29.31	ND	
VS	BPK	4	ALK	4	22133	18		25.09	ND	
VS	BPK	4	ALK	4	22165	19		7.92	ND	
VS	BPK	4	FE	6	20495	1		172.68	ND	
VS	BPK	4	FE	6	20495	1		217.58	ND	
VS	BPK	4	FE	6	20512	2		259.50	ND	
VS	BPK	4	FE	6	20512	2		207.60	ND	
VS	BPK	4	FE	6	20588	3		248.00	ND	
VS	BPK	4	FE	6	20588	3		261.78	ND	
VS	BPK	4	FE	6	20640	4	20641	2232.53	ND	
VS	BPK	4	FE	6	20640	4	20641	2232.53	ND	
VS	BPK	4	FE	6	20641	4	20640	2232.53	ND	
VS	BPK	4	FE	6	20641	4	20640	2232.53	ND	
VS	BPK	4	FE	6	20681	5				DETECTED
VS	BPK	4	FE	6	20681	5		314.33	ND	
VS	BPK	4	FE	6	20704	6		282.39	ND	
VS	BPK	4	FE	6	20704	6		272.13	ND	
VS	BPK	4	FE	6	20772	7		1264.30	ND	
VS	BPK	4	FE	6	20772	7		126.43	ND	
VS	BPK	4	FE	6	20835	8		236.25	ND	
VS	BPK	4	FE	6	20835	8		240.89	ND	
VS	BPK	4	FE	6	20898	9		276.44	ND	
VS	BPK	4	FE	6	20898	9		276.44	ND	
VS	BPK	4	FE	6	21260	11		210.35	ND	
VS	BPK	4	FE	6	21433	12		228.24	ND	
VS	BPK	4	FE	6	21524	13		223.76	ND	
VS	BPK	4	FE	6	21852	14	21853	232.71	ND	
VS	BPK	4	FE	6	21853	14	21852	237.19	ND	
VS	BPK	4	FE	6	21915	15		223.76	ND	
VS	BPK	4	FE	6	21973	16		223.76	ND	
VS	BPK	4	FE	6	22031	17		223.76	ND	
VS	BPK	4	FE	6	22135	18		223.76	ND	
VS	BPK	4	FE	6	22167	19		223.76	ND	
VS	DS	1	ACID	2	20605	1		493.50	ND	
VS	DS	1	ACID	2	20746	2		511.81	ND	
VS	DS	1	ACID	2	20786	3		505.84	ND	
VS	DS	1	ACID	2	20845	4		406.48	ND	
VS	DS	1	ACID	2	20910	5		510.35	ND	
VS	DS	1	ACID	2	20946	6	20947	390.02	ND	
VS	DS	1	ACID	2	20947	6	20946	389.97	ND	

Abbreviations Used in Listing:
VS = Long-Term Study, ST = Short-Term Study, Q49 = Selfmonitoring Data Question 49 Part A
NC = Non-Censored, ND = Non-Detect, MC = Mid-Censored, RC = Right-Censored
Sampling Day for Long-Term Study = Weeks 1-9 Summer Sampling and 11-19 Winter Sampling

Appendix K Listing 1

Production-Normalized Loadings Used in Limitations Development Prior to Aggregation of Duplicates and Streams

CAS Number=2539175 Analyte=Tetrachloroguaiacol Unit=MG/KKG
(continued)

Source	Subcategory	Option	Stream	Sample Point Number	Sample	Sampling Day	Duplicates	Prod. Norm. Loadings	Measurement Type	SCC Qualifier
VS	DS	1	ACID	2	20981	7		547.99	ND	
VS	DS	1	ACID	2	21025	8		529.60	ND	
VS	DS	1	ACID	2	21047	9		453.30	ND	
VS	DS	1	ACID	2	21270	11		.		
VS	DS	1	ACID	2	21300	12		645.77	ND	
VS	DS	1	ACID	2	21500	13		624.81	ND	
VS	DS	1	ACID	2	21557	14		665.73	ND	
VS	DS	1	ACID	2	21880	15		691.49	ND	
VS	DS	1	ACID	2	21961	16	21962	513.10	ND	
VS	DS	1	ACID	2	21962	16	21961	513.10	ND	
VS	DS	1	ACID	2	22007	17		517.63	ND	
VS	DS	1	ACID	2	22061	18		747.60	ND	
VS	DS	1	ACID	2	22138	19		679.27	ND	
VS	DS	1	ALK	3	20606	1		319.59	ND	
VS	DS	1	ALK	3	20747	2		325.99	ND	
VS	DS	1	ALK	3	20787	3		513.68	ND	
VS	DS	1	ALK	3	20846	4		5531.91	ND	
VS	DS	1	ALK	3	20917	5		58.80	NC	
VS	DS	1	ALK	3	20961	6		55.25	ND	
VS	DS	1	ALK	3	20982	7		380.07	ND	
VS	DS	1	ALK	3	21026	8		1468.62	ND	
VS	DS	1	ALK	3	21048	9	21049	114.91	ND	
VS	DS	1	ALK	3	21049	9	21048	114.91	ND	
VS	DS	1	ALK	3	21271	11		.		
VS	DS	1	ALK	3	21468	12		620.93	ND	
VS	DS	1	ALK	3	21501	13		40.36	ND	
VS	DS	1	ALK	3	21558	14		687.54	ND	
VS	DS	1	ALK	3	21881	15		600.61	ND	
VS	DS	1	ALK	3	21963	16		46.22	ND	
VS	DS	1	ALK	3	22008	17		462.31	ND	
VS	DS	1	ALK	3	22062	18		49.98	ND	
VS	DS	1	ALK	3	22139	19	22140	2732.92	ND	
VS	DS	1	ALK	3	22140	19	22139	574.14	ND	
VS	DS	1	FE	7	20610	1		2535.61	ND	
VS	DS	1	FE	7	20610	1		1026.32	ND	
VS	DS	1	FE	7	20752	2		1519.89	ND	
VS	DS	1	FE	7	20752	2		408.57	ND	
VS	DS	1	FE	7	20791	3		1114.29	ND	
VS	DS	1	FE	7	20791	3		1114.29	ND	
VS	DS	1	FE	7	20850	4		1090.58	ND	
VS	DS	1	FE	7	20850	4		1112.39	ND	
VS	DS	1	FE	7	20922	5		936.47	ND	
VS	DS	1	FE	7	20922	5		936.47	ND	
VS	DS	1	FE	7	20965	6		1169.90	ND	
VS	DS	1	FE	7	20965	6		1169.90	ND	
VS	DS	1	FE	7	20989	7		1170.77	ND	
VS	DS	1	FE	7	20989	7		1150.23	ND	
VS	DS	1	FE	7	21030	8		1211.62	ND	
VS	DS	1	FE	7	21030	8		3901.40	ND	
VS	DS	1	FE	7	21053	9		966.30	ND	
VS	DS	1	FE	7	21053	9		966.30	ND	
VS	DS	1	FE	7	21275	11		953.82	ND	
VS	DS	1	FE	7	21473	12		1131.58	ND	
VS	DS	1	FE	7	21505	13		1055.58	ND	
VS	DS	1	FE	7	21562	14		1220.50	ND	
VS	DS	1	FE	7	21886	15		1256.53	ND	
VS	DS	1	FE	7	21967	16		1289.11	ND	
VS	DS	1	FE	7	22013	17		1023.40	ND	
VS	DS	1	FE	7	22066	18		1273.53	ND	
VS	DS	1	FE	7	22144	19		1188.72	ND	

CAS Number=2539266 Analyte=Trichlorosyringol Unit=MG/KKG

Source	Subcategory	Option	Stream	Sample Point Number	Sample	Sampling Day	Duplicates	Prod. Norm. Loadings	Measurement Type	SCC Qualifier
VS	BPK	3	ACID	5	20483	1		42.75	ND	
VS	BPK	3	ACID	5	20500	2		38.80	ND	
VS	BPK	3	ACID	5	20517	3		40.84	ND	
VS	BPK	3	ACID	5	20528	4		78.16	NC	
VS	BPK	3	ACID	5	20630	5		3915.77	ND	
VS	BPK	3	ACID	5	20671	6		46.57	NC	
VS	BPK	3	ACID	5	20686	7		59.52	NC	
VS	BPK	3	ACID	5	20887	8		.		EXCLUDE
VS	BPK	3	ACID	5	20778	9		43.90	ND	
VS	BPK	3	ACID	5	21303	11		41.97	ND	
VS	BPK	3	ACID	5	21477	12		91.43	NC	
VS	BPK	3	ACID	5	21537	13		38.91	ND	
VS	BPK	3	ACID	5	21858	14		49.23	NC	
VS	BPK	3	ACID	5	21906	15		40.32	NC	
VS	BPK	3	ACID	5	21947	16		38.71	ND	
VS	BPK	3	ACID	5	21999	17		38.62	ND	
VS	BPK	3	ACID	5	22037	18		39.43	ND	
VS	BPK	3	ACID	5	22081	19		38.91	ND	
VS	BPK	3	ALK	6	20484	1		26.85	NC	
VS	BPK	3	ALK	6	20501	2		13.86	ND	
VS	BPK	3	ALK	6	20518	3		139.76	ND	
VS	BPK	3	ALK	6	20529	4		47.22	NC	
VS	BPK	3	ALK	6	20631	5		1396.62	ND	

Abbreviations Used in Listing:
VS = Long-Term Study, ST = Short-Term Study, Q49 = Selfmonitoring Data Question 49 Part A
NC = Non-Censored, ND = Non-Detect, MC = Mid-Censored, RC = Right-Censored
Sampling Day for Long-Term Study = Weeks 1-9 Summer Sampling and 11-19 Winter Sampling

Appendix K - Listing 1

Production-Normalized Loadings Used in Limitations Development Prior to Aggregation of Duplicates and Streams

CAS Number=2539266 Analyte=Trichlorosyringol Unit=MG/KKG
(continued)

Source	Subcategory	Option	Stream	Sample Point Number	Sample	Sampling Day	Duplicates	Prod. Norm. Loadings	Measurement Type	SCC Qualifier
VS	BPK	3	ALK	6	20672	6		38.12	NC	
VS	BPK	3	ALK	6	20687	7		48.60	NC	
VS	BPK	3	ALK	6	20888	8	20889	.		EXCLUDE
VS	BPK	3	ALK	6	20889	8	20888	.		EXCLUDE
VS	BPK	3	ALK	6	20779	9		29.68	NC	
VS	BPK	3	ALK	6	21304	11		29.35	NC	
VS	BPK	3	ALK	6	21478	12		102.65	NC	
VS	BPK	3	ALK	6	21538	13		25.93	NC	
VS	BPK	3	ALK	6	21859	14		116.25	NC	
VS	BPK	3	ALK	6	21907	15		44.81	NC	
VS	BPK	3	ALK	6	21948	16		41.44	NC	
VS	BPK	3	ALK	6	22000	17		28.43	NC	
VS	BPK	3	ALK	6	22038	18	22039	38.91	NC	
VS	BPK	3	ALK	6	22039	18	22038	41.57	NC	
VS	BPK	3	ALK	6	22082	19		13.85	ND	
ST1375	BPK	3	FE	13	16554	3		52.87	ND	
VS	BPK	3	FE	8	20486	1		148.41	ND	
VS	BPK	3	FE	8	20486	1		132.51	ND	
VS	BPK	3	FE	8	20504	2		150.40	ND	
VS	BPK	3	FE	8	20504	2		150.40	ND	
VS	BPK	3	FE	8	20520	3		162.77	ND	
VS	BPK	3	FE	8	20520	3		162.77	ND	
VS	BPK	3	FE	8	20531	4	2D532	154.41	ND	
VS	BPK	3	FE	8	20531	4	20532	185.30	ND	
VS	BPK	3	FE	8	20532	4	20531	154.41	ND	
VS	BPK	3	FE	8	20532	4	20531	302.65	ND	
VS	BPK	3	FE	8	20633	5		229.76	ND	
VS	BPK	3	FE	8	20633	5		160.90	ND	
VS	BPK	3	FE	8	20674	6		145.58	ND	
VS	BPK	3	FE	8	20674	6		145.58	ND	
VS	BPK	3	FE	8	20689	7		4069.14	ND	
VS	BPK	3	FE	8	20689	7		220.13	ND	
VS	BPK	3	FE	8	20891	8		10145.8	ND	
VS	BPK	3	FE	8	20891	8		.		EXCLUDE
VS	BPK	3	FE	8	20781	9		191.79	ND	
VS	BPK	3	FE	8	20781	9		191.79	ND	
VS	BPK	3	FE	8	21306	11		158.88	ND	
VS	BPK	3	FE	8	21481	12		432.02	ND	
VS	BPK	3	FE	8	21540	13		142.64	ND	
VS	BPK	3	FE	8	21861	14	21862	174.19	ND	
VS	BPK	3	FE	8	21862	14	21861	174.19	ND	
VS	BPK	3	FE	8	21909	15		166.41	ND	
VS	BPK	3	FE	8	21950	16		167.85	ND	
VS	BPK	3	FE	8	22002	17		145.17	ND	
VS	BPK	3	FE	8	22041	18		239.65	ND	
VS	BPK	3	FE	8	22084	19		188.81	ND	
VS	BPK	4	ACID	3	20492	1		207.34	ND	
VS	BPK	4	ACID	3	20508	2				EXCLUDE
VS	BPK	4	ACID	3	20585	3		28.44	ND	
VS	BPK	4	ACID	3	20637	4		248.66	ND	
VS	BPK	4	ACID	3	20678	5		34.19	ND	
VS	BPK	4	ACID	3	20700	6	20701	38.66	ND	
VS	BPK	4	ACID	3	20701	6	20700	35.04	ND	
VS	BPK	4	ACID	3	20769	7		.		EXCLUDE
VS	BPK	4	ACID	3	20832	8		34.61	ND	
VS	BPK	4	ACID	3	20895	9		25.17	ND	
VS	BPK	4	ACID	3	21257	11		31.45	ND	
VS	BPK	4	ACID	3	21429	12		25.75	ND	
VS	BPK	4	ACID	3	21521	13		25.02	ND	
VS	BPK	4	ACID	3	21584	14		25.05	ND	
VS	BPK	4	ACID	3	21902	15		25.66	ND	
VS	BPK	4	ACID	3	21969	16	21970	27.78	ND	
VS	BPK	4	ACID	3	21970	16	21969	27.78	ND	
VS	BPK	4	ACID	3	22028	17		33.53	ND	
VS	BPK	4	ACID	3	22132	18		26.30	ND	
VS	BPK	4	ACID	3	22164	19		30.06	ND	
VS	BPK	4	ALK	4	20493	1		18.49	ND	
VS	BPK	4	ALK	4	20509	2		.		EXCLUDE
VS	BPK	4	ALK	4	20586	3		19.83	ND	
VS	BPK	4	ALK	4	20638	4		169.71	ND	
VS	BPK	4	ALK	4	20679	5		25.19	ND	
VS	BPK	4	ALK	4	20702	6		29.45	ND	
VS	BPK	4	ALK	4	20770	7		.		EXCLUDE
VS	BPK	4	ALK	4	20833	8		22.57	ND	
VS	BPK	4	ALK	4	20896	9		16.92	ND	
VS	BPK	4	ALK	4	21258	11		35.08	ND	
VS	BPK	4	ALK	4	21430	12		4.68	ND	
VS	BPK	4	ALK	4	21522	13		13.35	ND	
VS	BPK	4	ALK	4	21850	14		14.63	ND	
VS	BPK	4	ALK	4	21913	15		23.03	ND	
VS	BPK	4	ALK	4	21971	16		10.67	ND	
VS	BPK	4	ALK	4	22029	17		14.66	ND	
VS	BPK	4	ALK	4	22133	18		12.54	ND	
VS	BPK	4	ALK	4	22165	19		3.96	ND	
VS	BPK	4	FE	6	20495	1		86.34	ND	
VS	BPK	4	FE	6	20495	1		107.06	ND	
VS	BPK	4	FE	6	20512	2		129.96	ND	
VS	BPK	4	FE	6	20512	2		.		EXCLUDE
VS	BPK	4	FE	6	20588	3		124.00	ND	
VS	BPK	4	FE	6	20588	3		133.19	ND	

Abbreviations Used in Listing:
VS = Long-Term Study, ST = Short-Term Study, Q49 = Selfmonitoring Data Question 49 Part A
NC = Non-Censored, ND = Non-Detect, MC = Mid-Censored, RC = Right-Censored
Sampling Day for Long-Term Study = Weeks 1-9 Summer Sampling and 11-19 Winter Sampling

Appendix K Listing 1

Production-Normalized Loadings Used in Limitations Development Prior to Aggregation of Duplicates and Streams

CAS Number=2539266 Analyte=Trichlorosyringol Unit=MG/KKG
(continued)

Source	Subcategory	Option	Stream	Sample Point Number	Sample	Sampling Day	Duplicates	Prod. Norm. Loadings	Measurement Type	SCC Qualifier
VS	BPK	4	FE	6	20640	4	20641	1116.26	ND	
VS	BPK	4	FE	6	20640	4	20641	1116.26	ND	
VS	BPK	4	FE	6	20641	4	20640	1116.26	ND	
VS	BPK	4	FE	6	20641	4	20640	1116.26	ND	
VS	BPK	4	FE	6	20681	5		197.98	ND	
VS	BPK	4	FE	6	20681	5		157.46	ND	
VS	BPK	4	FE	6	20704	6		138.63	ND	
VS	BPK	4	FE	6	20704	6		138.63	ND	
VS	BPK	4	FE	6	20772	7		632.15	ND	
VS	BPK	4	FE	6	20772	7		63.21	ND	
VS	BPK	4	FE	6	20835	8		120.44	ND	
VS	BPK	4	FE	6	20835	8		120.44	ND	
VS	BPK	4	FE	6	20898	9		138.22	ND	
VS	BPK	4	FE	6	20898	9		138.22	ND	
VS	BPK	4	FE	6	21260	11		107.16	ND	
VS	BPK	4	FE	6	21433	12		116.36	ND	
VS	BPK	4	FE	6	21524	13		111.88	ND	
VS	BPK	4	FE	6	21852	14	21853	116.36	ND	
VS	BPK	4	FE	6	21853	14	21852	116.36	ND	
VS	BPK	4	FE	6	21915	15		111.88	ND	
VS	BPK	4	FE	6	21973	16		111.88	ND	
VS	BPK	4	FE	6	22031	17		111.88	ND	
VS	BPK	4	FE	6	22135	18		111.88	ND	
VS	BPK	4	FE	6	22167	19		111.88	ND	
VS	DS	1	ACID	2	20605	1		246.75	ND	
VS	DS	1	ACID	2	20746	2		.		EXCLUDE
VS	DS	1	ACID	2	20786	3		252.92	ND	
VS	DS	1	ACID	2	20845	4		203.24	ND	
VS	DS	1	ACID	2	20910	5		255.18	ND	
VS	DS	1	ACID	2	20946	6	20947	195.01	ND	
VS	DS	1	ACID	2	20947	6	20946	194.98	ND	
VS	DS	1	ACID	2	20981	7		278.80	ND	
VS	DS	1	ACID	2	21025	8		264.80	ND	
VS	DS	1	ACID	2	21047	9		226.65	ND	
VS	DS	1	ACID	2	21270	11		.		
VS	DS	1	ACID	2	21300	12		322.88	ND	
VS	DS	1	ACID	2	21500	13		312.41	ND	
VS	DS	1	ACID	2	21557	14		332.86	ND	
VS	DS	1	ACID	2	21880	15		345.74	ND	
VS	DS	1	ACID	2	21961	16	21962	256.55	ND	
VS	DS	1	ACID	2	21962	16	21961	256.55	ND	
VS	DS	1	ACID	2	22007	17		258.81	ND	
VS	DS	1	ACID	2	22061	18		373.80	ND	
VS	DS	1	ACID	2	22138	19		339.63	ND	
VS	DS	1	ALK	3	20606	1		32.19	ND	
VS	DS	1	ALK	3	20747	2		.		EXCLUDE
VS	DS	1	ALK	3	20787	3		256.84	ND	
VS	DS	1	ALK	3	20846	4		2765.96	ND	
VS	DS	1	ALK	3	20917	5		175.06	ND	
VS	DS	1	ALK	3	20961	6		27.62	ND	
VS	DS	1	ALK	3	20982	7		190.03	ND	
VS	DS	1	ALK	3	21026	8		236.95	ND	
VS	DS	1	ALK	3	21048	9	21049	57.46	ND	
VS	DS	1	ALK	3	21049	9	21048	57.46	ND	
VS	DS	1	ALK	3	21271	11		.		
VS	DS	1	ALK	3	21468	12		310.46	ND	
VS	DS	1	ALK	3	21501	13		20.18	ND	
VS	DS	1	ALK	3	21558	14		343.77	ND	
VS	DS	1	ALK	3	21881	15		300.30	ND	
VS	DS	1	ALK	3	21963	16		23.11	ND	
VS	DS	1	ALK	3	22008	17		231.16	ND	
VS	DS	1	ALK	3	22062	18		24.99	ND	
VS	DS	1	ALK	3	22139	19	22140	28.71	ND	
VS	DS	1	ALK	3	22140	19	22139	28.71	ND	
VS	DS	1	FE	7	20610	1		1267.81	ND	
VS	DS	1	FE	7	20610	1		523.22	ND	
VS	DS	1	FE	7	20752	2		232.07	ND	
VS	DS	1	FE	7	20752	2				EXCLUDE
VS	DS	1	FE	7	20791	3		557.14	ND	
VS	DS	1	FE	7	20791	3		557.14	ND	
VS	DS	1	FE	7	20850	4		545.29	ND	
VS	DS	1	FE	7	20850	4		567.10	ND	
VS	DS	1	FE	7	20922	5		468.24	ND	
VS	DS	1	FE	7	20922	5		468.24	ND	
VS	DS	1	FE	7	20965	6		584.95	ND	
VS	DS	1	FE	7	20965	6		584.95	ND	
VS	DS	1	FE	7	20989	7		575.11	ND	
VS	DS	1	FE	7	20989	7		575.11	ND	
VS	DS	1	FE	7	21030	8		605.81	ND	
VS	DS	1	FE	7	21030	8		1332.78	ND	
VS	DS	1	FE	7	21053	9		483.15	ND	
VS	DS	1	FE	7	21053	9		483.15	ND	
VS	DS	1	FE	7	21275	11		476.91	ND	
VS	DS	1	FE	7	21473	12		576.88	ND	
VS	DS	1	FE	7	21505	13		527.79	ND	
VS	DS	1	FE	7	21562	14		610.25	ND	
VS	DS	1	FE	7	21886	15		628.27	ND	
VS	DS	1	FE	7	21967	16		644.55	ND	
VS	DS	1	FE	7	22013	17		511.70	ND	
VS	DS	1	FE	7	22066	18		636.76	ND	

Abbreviations Used in Listing:
VS = Long-Term Study, ST = Short-Term Study, Q49 = Selfmonitoring Data Question 49 Part A
NC = Non-Censored, ND = Non-Detect, MC = Mid-Censored, RC = Right-Censored
Sampling Day for Long-Term Study = Weeks 1-9 Summer Sampling and 11-19 Winter Sampling

Appendix K - Listing 1

Production-Normalized Loadings Used in Limitations Development Prior to Aggregation of Duplicates and Streams

CAS Number=2539266 Analyte=Trichlorosyringol Unit=MG/KKG
(continued)

Source	Subcategory	Option	Stream	Sample Point Number	Sample	Sampling Day	Duplicates	Prod. Norm. Loadings	Measurement Type	SCC Qualifier
VS	DS	1	FE	7	22144	19		594.36	ND	

CAS Number=2668248 Analyte=4,5,6-Trichloroguaiacol Unit=MG/KKG

Source	Subcategory	Option	Stream	Sample Point Number	Sample	Sampling Day	Duplicates	Prod. Norm. Loadings	Measurement Type	SCC Qualifier
ST1375	BPK	3	ACID	8	16555	3		95.41	NC	
VS	BPK	3	ACID	3	20481	1		.		DETECTED
VS	BPK	3	ACID	3	20498	2		40.83	ND	
VS	BPK	3	ACID	3	20515	3		42.69	ND	
VS	BPK	3	ACID	3	20526	4		82.16	ND	
VS	BPK	3	ACID	3	20627	5		113.80	ND	
VS	BPK	3	ACID	3	20668	6	20669	40.70	ND	
VS	BPK	3	ACID	3	20669	6	20668	81.39	ND	
VS	BPK	3	ACID	3	20684	7		.		DETECTED
VS	BPK	3	ACID	3	20880	8		40.15	ND	
VS	BPK	3	ACID	3	20776	9		43.08	ND	
VS	BPK	3	ACID	3	21301	11		43.58	ND	
VS	BPK	3	ACID	3	21475	12		42.81	ND	
VS	BPK	3	ACID	3	21535	13		38.82	ND	
VS	BPK	3	ACID	3	21856	14		47.91	ND	
VS	BPK	3	ACID	3	21903	15		31.37	ND	
VS	BPK	3	ACID	3	21944	16	21945	40.07	ND	
VS	BPK	3	ACID	3	21945	16	21944	40.07	ND	
VS	BPK	3	ACID	3	21997	17		75.21	ND	
VS	BPK	3	ACID	3	22035	18		40.40	ND	
VS	BPK	3	ACID	3	22079	19		359.06	ND	
ST1375	BPK	3	ALK	9	16556	3	16557	5.65	ND	
ST1375	BPK	3	ALK	9	16557	3	16556	108.38	NC	
VS	BPK	3	ALK	4	20482	1		.		DETECTED
VS	BPK	3	ALK	4	20499	2		20.35	ND	
VS	BPK	3	ALK	4	20516	3		196.95	ND	
VS	BPK	3	ALK	4	20527	4		.		DETECTED
VS	BPK	3	ALK	4	20628	5	20629	19.63	ND	
VS	BPK	3	ALK	4	20629	5	20628	1962.94	ND	
VS	BPK	3	ALK	4	20670	6		155.48	NC	
VS	BPK	3	ALK	4	20685	7		.		DETECTED
VS	BPK	3	ALK	4	20881	8		194.73	NC	
VS	BPK	3	ALK	4	20777	9		201.04	NC	
VS	BPK	3	ALK	4	21302	11		20.78	ND	
VS	BPK	3	ALK	4	21476	12		126.35	NC	
VS	BPK	3	ALK	4	21536	13		185.73	NC	
VS	BPK	3	ALK	4	21857	14		190.20	NC	
VS	BPK	3	ALK	4	21904	15	21905	80.87	NC	
VS	BPK	3	ALK	4	21905	15	21904	80.87	NC	
VS	BPK	3	ALK	4	21946	16		238.76	NC	
VS	BPK	3	ALK	4	21998	17		226.17	NC	
VS	BPK	3	ALK	4	22036	18		239.81	NC	
VS	BPK	3	ALK	4	22080	19		142.54	NC	
ST1375	BPK	3	FE	13	16554	3		52.87	ND	
VS	BPK	3	FE	8	20486	1		148.41	ND	
VS	BPK	3	FE	8	20486	1		132.51	ND	
VS	BPK	3	FE	8	20504	2		150.40	ND	
VS	BPK	3	FE	8	20504	2		150.40	ND	
VS	BPK	3	FE	8	20520	3		162.77	ND	
VS	BPK	3	FE	8	20520	3		162.77	ND	
VS	BPK	3	FE	8	20531	4	20532	154.41	ND	
VS	BPK	3	FE	8	20531	4	20532	185.30	ND	
VS	BPK	3	FE	8	20532	4	20531	154.41	ND	
VS	BPK	3	FE	8	20532	4	20531	302.65	ND	
VS	BPK	3	FE	8	20633	5		229.76	ND	
VS	BPK	3	FE	8	20633	5		160.90	ND	
VS	BPK	3	FE	8	20674	6		145.58	ND	
VS	BPK	3	FE	8	20674	6		145.58	ND	
VS	BPK	3	FE	8	20689	7		3708.92	ND	
VS	BPK	3	FE	8	20689	7		220.13	ND	
VS	BPK	3	FE	8	20891	8		7416.55	ND	
VS	BPK	3	FE	8	20891	8		156.04	ND	
VS	BPK	3	FE	8	20781	9		191.79	ND	
VS	BPK	3	FE	8	20781	9		191.79	ND	
VS	BPK	3	FE	8	21306	11		158.88	ND	
VS	BPK	3	FE	8	21481	12		432.02	ND	
VS	BPK	3	FE	8	21540	13		142.64	ND	
VS	BPK	3	FE	8	21861	14	21862	174.19	ND	
VS	BPK	3	FE	8	21862	14	21861	174.19	ND	
VS	BPK	3	FE	8	21909	15		166.41	ND	
VS	BPK	3	FE	8	21950	16		167.85	ND	
VS	BPK	3	FE	8	22002	17		145.17	ND	
VS	BPK	3	FE	8	22041	18		239.65	ND	
VS	BPK	3	FE	8	22084	19		188.81	ND	
VS	BPK	4	ACID	3	20492	1		207.34	ND	
VS	BPK	4	ACID	3	20508	2		74.64	ND	
VS	BPK	4	ACID	3	20585	3		28.44	ND	
VS	BPK	4	ACID	3	20637	4		248.66	ND	
VS	BPK	4	ACID	3	20678	5		116.87	ND	
VS	BPK	4	ACID	3	20700	6	20701	38.66	ND	
VS	BPK	4	ACID	3	20701	6	20700	35.04	ND	
VS	BPK	4	ACID	3	20769	7		27.04	ND	

Abbreviations Used in Listing:
VS = Long-Term Study, ST = Short-Term Study, Q49 = Selfmonitoring Data Question 49 Part A
NC = Non-Censored, ND = Non-Detect, MC = Mid-Censored, RC = Right-Censored
Sampling Day for Long-Term Study = Weeks 1-9 Summer Sampling and 11-19 Winter Sampling

Appendix K Listing 1

Production-Normalized Loadings Used in Limitations Development Prior to Aggregation of Duplicates and Streams

CAS Number=2668248 Analyte=4,5,6-Trichloroguaiacol Unit=MG/KKG
(continued)

Source	Subcategory	Option	Stream	Sample Point Number	Sample	Sampling Day	Duplicates	Prod. Norm. Loadings	Measurement Type	SCC Qualifier
VS	BPK	4	ACID	3	20832	8		34.61	ND	
VS	BPK	4	ACID	3	20895	9		25.17	ND	
VS	BPK	4	ACID	3	21257	11		31.45	ND	
VS	BPK	4	ACID	3	21429	12		25.75	ND	
VS	BPK	4	ACID	3	21521	13		25.02	ND	
VS	BPK	4	ACID	3	21584	14		25.05	ND	
VS	BPK	4	ACID	3	21902	15		25.66	NO	
VS	BPK	4	ACID	3	21969	16	21970	27.78	ND	
VS	BPK	4	ACID	3	21970	16	21969	27.78	ND	
VS	BPK	4	ACID	3	22028	17		33.53	NO	
VS	BPK	4	ACID	3	22132	18		26.30	ND	
VS	BPK	4	ACID	3	22164	19		300.56	ND	
VS	BPK	4	ALK	4	20493	1		53.98	ND	
VS	BPK	4	ALK	4	20509	2		80.12	ND	
VS	BPK	4	ALK	4	20586	3		19.83	ND	
VS	BPK	4	ALK	4	20638	4		169.71	ND	
VS	BPK	4	ALK	4	20679	5		25.19	ND	
VS	BPK	4	ALK	4	20702	6		29.45	ND	
VS	BPK	4	ALK	4	20770	7		18.55	ND	
VS	BPK	4	ALK	4	20833	8		22.57	ND	
VS	BPK	4	ALK	4	20896	9		16.92	ND	
VS	BPK	4	ALK	4	21258	11		35.08	ND	
VS	BPK	4	ALK	4	21430	12		4.68	NO	
VS	BPK	4	ALK	4	21522	13		13.35	ND	
VS	BPK	4	ALK	4	21850	14		14.63	ND	
VS	BPK	4	ALK	4	21913	15		23.03	ND	
VS	BPK	4	ALK	4	21971	16		10.67	ND	
VS	BPK	4	ALK	4	22029	17		146.57	ND	
VS	BPK	4	ALK	4	22133	18		12.54	ND	
VS	BPK	4	ALK	4	22165	19		39.59	ND	
VS	BPK	4	FE	6	20495	1		86.34	ND	
VS	BPK	4	FE	6	20495	1		107.06	ND	
VS	BPK	4	FE	6	20512	2		336.31	ND	
VS	BPK	4	FE	6	20512	2		473.32	ND	
VS	BPK	4	FE	6	20588	3		124.00	ND	
VS	BPK	4	FE	6	20588	3		133.19	ND	
VS	BPK	4	FE	6	20640	4	20641	1116.26	ND	
VS	BPK	4	FE	6	20640	4	20641	1116.26	ND	
VS	BPK	4	FE	6	20641	4	20640	1116.26	ND	
VS	BPK	4	FE	6	20641	4	20640	1116.26	ND	
VS	BPK	4	FE	6	20681	5		197.98	ND	
VS	BPK	4	FE	6	20681	5		157.46	ND	
VS	BPK	4	FE	6	20704	6		138.63	ND	
VS	BPK	4	FE	6	20704	6		138.63	ND	
VS	BPK	4	FE	6	20772	7		632.15	ND	
VS	BPK	4	FE	6	20772	7		63.21	ND	
VS	BPK	4	FE	6	20835	8		120.44	ND	
VS	BPK	4	FE	6	20835	8		120.44	ND	
VS	BPK	4	FE	6	20898	9		138.22	ND	
VS	BPK	4	FE	6	20898	9		138.22	ND	
VS	BPK	4	FE	6	21260	11		107.16	ND	
VS	BPK	4	FE	6	21433	12		116.36	ND	
VS	BPK	4	FE	6	21524	13		111.88	ND	
VS	BPK	4	FE	6	21852	14	21853	116.36	ND	
VS	BPK	4	FE	6	21853	14	21852	116.36	ND	
VS	BPK	4	FE	6	21915	15		111.88	ND	
VS	BPK	4	FE	6	21973	16		111.88	ND	
VS	BPK	4	FE	6	22031	17		111.88	ND	
VS	BPK	4	FE	6	22135	18		111.88	ND	
VS	BPK	4	FE	6	22167	19		111.88	ND	
VS	DS	1	ACID	2	20605	1		246.75	ND	
VS	DS	1	ACID	2	20746	2		256.41	ND	
VS	DS	1	ACID	2	20786	3		252.92	ND	
VS	DS	1	ACID	2	20845	4		203.24	ND	
VS	DS	1	ACID	2	20910	5		.		EXCLUDE
VS	DS	1	ACID	2	20946	6	20947	195.01	ND	
VS	DS	1	ACID	2	20947	6	20946	194.98	ND	
VS	DS	1	ACID	2	20981	7		278.80	ND	
VS	DS	1	ACID	2	21025	8		264.80	ND	
VS	DS	1	ACID	2	21047	9		226.65	ND	
VS	DS	1	ACID	2	21270	11		.		
VS	DS	1	ACID	2	21300	12		322.88	ND	
VS	DS	1	ACID	2	21500	13		312.41	ND	
VS	DS	1	ACID	2	21557	14		332.86	ND	
VS	DS	1	ACID	2	21880	15		345.74	ND	
VS	DS	1	ACID	2	21961	16	21962	256.55	ND	
VS	DS	1	ACID	2	21962	16	21961	256.55	ND	
VS	DS	1	ACID	2	22007	17		258.81	ND	
VS	DS	1	ACID	2	22061	18		373.80	ND	
VS	DS	1	ACID	2	22138	19		339.63	ND	
VS	DS	1	ALK	3	20606	1		119.56	ND	
VS	DS	1	ALK	3	20747	2		60.85	ND	
VS	DS	1	ALK	3	20787	3		256.84	ND	
VS	DS	1	ALK	3	20846	4		2765.96	ND	
VS	DS	1	ALK	3	20917	5		.		EXCLUDE
VS	DS	1	ALK	3	20961	6		27.62	ND	
VS	DS	1	ALK	3	20982	7		190.03	ND	
VS	DS	1	ALK	3	21026	8		362.84	ND	
VS	DS	1	ALK	3	21048	9	21049	57.46	ND	
VS	DS	1	ALK	3	21049	9	21048	57.46	ND	

Abbreviations Used in Listing:
VS = Long-Term Study, ST = Short-Term Study, Q49 = Selfmonitoring Data Question 49 Part A
NC = Non-Censored, ND = Non-Detect, MC = Mid-Censored, RC = Right-Censored
Sampling Day for Long-Term Study = Weeks 1-9 Summer Sampling and 11-19 Winter Sampling

Appendix K - Listing 1

Production-Normalized Loadings Used in Limitations Development Prior to Aggregation of Duplicates and Streams

CAS Number=2668248 Analyte=4,5,6-Trichloroguaiacol Unit=MG/KKG
(continued)

Source	Subcategory	Option	Stream	Sample Point Number	Sample	Sampling Day	Duplicates	Prod. Norm. Loadings	Measurement Type	SCC Qualifier
VS	DS	1	ALK	3	21271	11		.		
VS	DS	1	ALK	3	21468	12		310.46	ND	
VS	DS	1	ALK	3	21501	13		20.18	ND	
VS	DS	1	ALK	3	21558	14		343.77	ND	
VS	DS	1	ALK	3	21881	15		300.30	ND	
VS	DS	1	ALK	3	21963	16		23.11	ND	
VS	DS	1	ALK	3	22008	17		231.16	ND	
VS	DS	1	ALK	3	22062	18		24.99	ND	
VS	DS	1	ALK	3	22139	19	22140	1102.35	ND	
VS	DS	1	ALK	3	22140	19	22139	2870.71	ND	
VS	DS	1	FE	7	20610	1		1267.81	ND	
VS	DS	1	FE	7	20610	1		523.22	ND	
VS	DS	1	FE	7	20752	2		232.07	ND	
VS	DS	1	FE	7	20752	2		204.29	ND	
VS	DS	1	FE	7	20791	3		557.14	ND	
VS	DS	1	FE	7	20791	3		557.14	ND	
VS	DS	1	FE	7	20850	4		545.29	ND	
VS	DS	1	FE	7	20850	4		567.10	ND	
VS	DS	1	FE	7	20922	5		.		EXCLUDE
VS	DS	1	FE	7	20922	5		.		EXCLUDE
VS	DS	1	FE	7	20965	6		598.99	ND	
VS	DS	1	FE	7	20965	6		584.95	ND	
VS	DS	1	FE	7	20989	7		575.11	ND	
VS	DS	1	FE	7	20989	7		575.11	ND	
VS	DS	1	FE	7	21030	8		605.81	ND	
VS	DS	1	FE	7	21030	8		1429.71	ND	
VS	DS	1	FE	7	21053	9		483.15	ND	
VS	DS	1	FE	7	21053	9		483.15	ND	
VS	DS	1	FE	7	21275	11		476.91	ND	
VS	DS	1	FE	7	21473	12		576.88	ND	
VS	DS	1	FE	7	21505	13		527.79	ND	
VS	DS	1	FE	7	21562	14		610.25	ND	
VS	DS	1	FE	7	21886	15		628.27	ND	
VS	DS	1	FE	7	21967	16		644.55	ND	
VS	DS	1	FE	7	22013	17		511.70	ND	
VS	DS	1	FE	7	22066	18		636.76	ND	
VS	DS	1	FE	7	22144	19		594.36	ND	

CAS Number=32139723 Analyte=3,4,6-Trichlorocatechol Unit=MG/KKG

Source	Subcategory	Option	Stream	Sample Point Number	Sample	Sampling Day	Duplicates	Prod. Norm. Loadings	Measurement Type	SCC Qualifier
VS	BPK	3	ACID	3	20481	1		.		DETECTED
VS	BPK	3	ACID	3	20498	2		.		EXCLUDE
VS	BPK	3	ACID	3	20515	3		86.96	ND	
VS	BPK	3	ACID	3	20526	4		96.95	NC	
VS	BPK	3	ACID	3	20627	5		.		EXCLUDE
VS	BPK	3	ACID	3	20668	6	20669	40.70	NC	
VS	BPK	3	ACID	3	20669	6	20668	81.39	ND	
VS	BPK	3	ACID	3	20684	7		76.81	NC	
VS	BPK	3	ACID	3	20880	8		.		EXCLUDE
VS	BPK	3	ACID	3	20776	9		87.60	ND	
VS	BPK	3	ACID	3	21301	11		87.16	ND	
VS	BPK	3	ACID	3	21475	12		85.63	ND	
VS	BPK	3	ACID	3	21535	13		77.64	ND	
VS	BPK	3	ACID	3	21856	14		95.81	ND	
VS	BPK	3	ACID	3	21903	15		62.74	ND	
VS	BPK	3	ACID	3	21944	16	21945	80.14	ND	
VS	BPK	3	ACID	3	21945	16	21944	80.14	ND	
VS	BPK	3	ACID	3	21997	17		73.74	ND	
VS	BPK	3	ACID	3	22035	18		80.80	ND	
VS	BPK	3	ACID	3	22079	19		71.81	ND	
VS	BPK	3	ALK	4	20482	1		39.96	ND	
VS	BPK	3	ALK	4	20499	2		.		EXCLUDE
VS	BPK	3	ALK	4	20516	3		393.90	ND	
VS	BPK	3	ALK	4	20527	4		63.05	NC	
VS	BPK	3	ALK	4	20628	5	20629	39.26	ND	
VS	BPK	3	ALK	4	20629	5	20628	.		EXCLUDE
VS	BPK	3	ALK	4	20670	6		38.09	ND	
VS	BPK	3	ALK	4	20685	7		47.81	NC	
VS	BPK	3	ALK	4	20881	8		.		EXCLUDE
VS	BPK	3	ALK	4	20777	9		40.21	ND	
VS	BPK	3	ALK	4	21302	11		42.36	ND	
VS	BPK	3	ALK	4	21476	12		41.06	ND	
VS	BPK	3	ALK	4	21536	13		38.69	ND	
VS	BPK	3	ALK	4	21857	14		47.55	ND	
VS	BPK	3	ALK	4	21904	15	21905	31.10	ND	
VS	BPK	3	ALK	4	21905	15	21904	31.10	ND	
VS	BPK	3	ALK	4	21946	16		39.66	ND	
VS	BPK	3	ALK	4	21998	17		36.48	ND	
VS	BPK	3	ALK	4	22036	18		39.07	ND	
VS	BPK	3	ALK	4	22080	19		35.64	ND	
VS	BPK	3	FE	8	20486	1		296.82	ND	
VS	BPK	3	FE	8	20486	1		265.02	ND	
VS	BPK	3	FE	8	20504	2		300.80	ND	
VS	BPK	3	FE	8	20504	2		300.80	ND	
VS	BPK	3	FE	8	20520	3		325.54	ND	
VS	BPK	3	FE	8	20520	3		325.54	ND	

Abbreviations Used in Listing:
VS = Long-Term Study, ST = Short-Term Study, Q49 = Selfmonitoring Data Question 49 Part A
NC = Non-Censored, ND = Non-Detect, MC = Mid-Censored, RC = Right-Censored
Sampling Day for Long-Term Study = Weeks 1-9 Summer Sampling and 11-19 Winter Sampling

Appendix K Listing 1

Production-Normalized Loadings Used in Limitations Development Prior to Aggregation of Duplicates and Streams

CAS Number=32139723 Analyte=3,4,6-Trichlorocatechol Unit=MG/KKG
(continued)

Source	Subcategory	Option	Stream	Sample Point Number	Sample	Sampling Day	Duplicates	Prod. Norm. Loadings	Measurement Type	SCC Qualifier
VS	BPK	3	FE	8	20531	4	20532	308.83	ND	
VS	BPK	3	FE	8	20531	4	20532	370.59	ND	
VS	BPK	3	FE	8	20532	4	20531	308.83	ND	
VS	BPK	3	FE	8	20532	4	20531	605.30	ND	
VS	BPK	3	FE	8	20633	5		.		EXCLUDE
VS	BPK	3	FE	8	20633	5		.		EXCLUDE
VS	BPK	3	FE	8	20674	6		291.16	ND	
VS	BPK	3	FE	8	20674	6		291.16	ND	
VS	BPK	3	FE	8	20689	7		8138.29	ND	
VS	BPK	3	FE	8	20689	7		446.94	ND	
VS	BPK	3	FE	8	20891	8				EXCLUDE
VS	BPK	3	FE	8	20891	8		.		EXCLUDE
VS	BPK	3	FE	8	20781	9		383.59	ND	
VS	BPK	3	FE	8	20781	9		376.48	ND	
VS	BPK	3	FE	8	21306	11		323.87	ND	
VS	BPK	3	FE	8	21481	12		864.04	ND	
VS	BPK	3	FE	8	21540	13		285.28	ND	
VS	BPK	3	FE	8	21861	14	21862	348.38	ND	
VS	BPK	3	FE	8	21862	14	21861	348.38	ND	
VS	BPK	3	FE	8	21909	15		332.83	ND	
VS	BPK	3	FE	8	21950	16		335.70	ND	
VS	BPK	3	FE	8	22002	17		290.33	ND	
VS	BPK	3	FE	8	22041	18		479.30	ND	
VS	BPK	3	FE	8	22084	19		377.61	ND	
VS	BPK	4	ACID	3	20492	1		414.68	ND	
VS	BPK	4	ACID	3	20508	2		.		EXCLUDE
VS	BPK	4	ACID	3	20585	3		57.87	ND	
VS	BPK	4	ACID	3	20637	4		497.33	ND	
VS	BPK	4	ACID	3	20678	5		.		EXCLUDE
VS	BPK	4	ACID	3	20700	6	20701	76.11	ND	
VS	BPK	4	ACID	3	20701	6	20700	68.86	ND	
VS	BPK	4	ACID	3	20769	7		.		EXCLUDE
VS	BPK	4	ACID	3	20832	8		70.30	ND	
VS	BPK	4	ACID	3	20895	9		50.34	ND	
VS	BPK	4	ACID	3	21257	11		62.89	ND	
VS	BPK	4	ACID	3	21429	12		51.51	ND	
VS	BPK	4	ACID	3	21521	13		50.03	ND	
VS	BPK	4	ACID	3	21584	14		49.24	ND	
VS	BPK	4	ACID	3	21902	15		51.33	ND	
VS	BPK	4	ACID	3	21969	16	21970	55.55	ND	
VS	BPK	4	ACID	3	21970	16	21969	55.55	ND	
VS	BPK	4	ACID	3	22028	17		67.07	ND	
VS	BPK	4	ACID	3	22132	18		52.60	ND	
VS	BPK	4	ACID	3	22164	19		60.11	ND	
VS	BPK	4	ALK	4	20493	1		36.98	ND	
VS	BPK	4	ALK	4	20509	2		.		EXCLUDE
VS	BPK	4	ALK	4	20586	3		39.67	ND	
VS	BPK	4	ALK	4	20638	4		339.42	ND	
VS	BPK	4	ALK	4	20679	5		.		EXCLUDE
VS	BPK	4	ALK	4	20702	6		58.90	ND	
VS	BPK	4	ALK	4	20770	7				EXCLUDE
VS	BPK	4	ALK	4	20833	8		45.14	ND	
VS	BPK	4	ALK	4	20896	9		33.83	ND	
VS	BPK	4	ALK	4	21258	11		70.16	ND	
VS	BPK	4	ALK	4	21430	12		9.52	ND	
VS	BPK	4	ALK	4	21522	13		26.70	ND	
VS	BPK	4	ALK	4	21850	14		29.26	ND	
VS	BPK	4	ALK	4	21913	15		46.06	ND	
VS	BPK	4	ALK	4	21971	16		21.34	ND	
VS	BPK	4	ALK	4	22029	17		29.31	ND	
VS	BPK	4	ALK	4	22133	18		25.09	ND	
VS	BPK	4	ALK	4	22165	19		7.92	ND	
VS	BPK	4	FE	6	20495	1		172.68	ND	
VS	BPK	4	FE	6	20495	1		217.58	ND	
VS	BPK	4	FE	6	20512	2		259.50	ND	
VS	BPK	4	FE	6	20512	2		.		EXCLUDE
VS	BPK	4	FE	6	20588	3		248.00	ND	
VS	BPK	4	FE	6	20588	3		261.78	ND	
VS	BPK	4	FE	6	20640	4	20641	2232.53	ND	
VS	BPK	4	FE	6	20640	4	20641	2232.53	ND	
VS	BPK	4	FE	6	20641	4	20640	2232.53	ND	
VS	BPK	4	FE	6	20641	4	20640	2232.53	ND	
VS	BPK	4	FE	6	20681	5				EXCLUDE
VS	BPK	4	FE	6	20681	5				EXCLUDE
VS	BPK	4	FE	6	20704	6		282.39	ND	
VS	BPK	4	FE	6	20704	6		272.13	ND	
VS	BPK	4	FE	6	20772	7		.		EXCLUDE
VS	BPK	4	FE	6	20772	7		126.43	ND	
VS	BPK	4	FE	6	20835	8		236.25	ND	
VS	BPK	4	FE	6	20835	8		240.89	ND	
VS	BPK	4	FE	6	20898	9		276.44	ND	
VS	BPK	4	FE	6	20898	9		276.44	ND	
VS	BPK	4	FE	6	21260	11		210.35	ND	
VS	BPK	4	FE	6	21433	12		228.24	ND	
VS	BPK	4	FE	6	21524	13		223.76	ND	
VS	BPK	4	FE	6	21852	14	21853	232.71	ND	
VS	BPK	4	FE	6	21853	14	21852	237.19	ND	
VS	BPK	4	FE	6	21915	15		223.76	ND	
VS	BPK	4	FE	6	21973	16		223.76	ND	
VS	BPK	4	FE	6	22031	17		223.76	ND	

Abbreviations Used in Listing:
VS = Long-Term Study, ST = Short-Term Study, Q49 = Selfmonitoring Data Question 49 Part A
NC = Non-Censored, ND = Non-Detect, MC = Mid-Censored, RC = Right-Censored
Sampling Day for Long-Term Study = Weeks 1-9 Summer Sampling and 11-19 Winter Sampling

Appendix K · Listing 1

Production-Normalized Loadings Used in Limitations Development Prior to Aggregation of Duplicates and Streams

CAS Number=32139723 Analyte=3,4,6-Trichlorocatechol Unit=MG/KKG
(continued)

Source	Subcategory	Option	Stream	Sample Point Number	Sample	Sampling Day	Duplicates	Prod. Norm. Loadings	Measurement Type	SCC Qualifier
VS	BPK	4	FE	6	22135	18		223.76	ND	
VS	BPK	4	FE	6	22167	19		223.76	ND	
VS	DS	1	ACID	2	20605	1		493.50	ND	
VS	DS	1	ACID	2	20746	2		.		EXCLUDE
VS	DS	1	ACID	2	20786	3		505.84	ND	
VS	DS	1	ACID	2	20845	4		406.48	ND	
VS	DS	1	ACID	2	20910	5		.		EXCLUDE
VS	DS	1	ACID	2	20946	6	20947	390.02	ND	
VS	DS	1	ACID	2	20947	6	20946	389.97	ND	
VS	DS	1	ACID	2	20981	7		547.99	ND	
VS	DS	1	ACID	2	21025	8		529.60	ND	
VS	DS	1	ACID	2	21047	9		453.30	ND	
VS	DS	1	ACID	2	21270	11		.		
VS	DS	1	ACID	2	21300	12		645.77	ND	
VS	DS	1	ACID	2	21500	13		624.81	ND	
VS	DS	1	ACID	2	21557	14		665.73	ND	
VS	DS	1	ACID	2	21880	15		691.49	ND	
VS	DS	1	ACID	2	21961	16	21962	513.10	ND	
VS	DS	1	ACID	2	21962	16	21961	513.10	ND	
VS	DS	1	ACID	2	22007	17		517.63	ND	
VS	DS	1	ACID	2	22061	18		747.60	ND	
VS	DS	1	ACID	2	22138	19		679.27	ND	
VS	DS	1	ALK	3	20606	1		64.38	ND	
VS	DS	1	ALK	3	20747	2		.		EXCLUDE
VS	DS	1	ALK	3	20787	3		513.68	ND	
VS	DS	1	ALK	3	20846	4		5531.91	ND	
VS	DS	1	ALK	3	20917	5		.		EXCLUDE
VS	DS	1	ALK	3	20961	6		55.25	ND	
VS	DS	1	ALK	3	20982	7		380.07	ND	
VS	DS	1	ALK	3	21026	8		473.91	ND	
VS	DS	1	ALK	3	21048	9	21049	114.91	ND	
VS	DS	1	ALK	3	21049	9	21048	114.91	ND	
VS	DS	1	ALK	3	21271	11				
VS	DS	1	ALK	3	21468	12		620.93	ND	
VS	DS	1	ALK	3	21501	13		40.36	ND	
VS	DS	1	ALK	3	21558	14		687.54	ND	
VS	DS	1	ALK	3	21881	15		600.61	ND	
VS	DS	1	ALK	3	21963	16		46.22	ND	
VS	DS	1	ALK	3	22008	17		462.31	ND	
VS	DS	1	ALK	3	22062	18		49.98	ND	
VS	DS	1	ALK	3	22139	19	22140	57.41	ND	
VS	DS	1	ALK	3	22140	19	22139	57.41	ND	
VS	DS	1	FE	7	20610	1		2535.61	ND	
VS	DS	1	FE	7	20610	1		1026.32	ND	
VS	DS	1	FE	7	20752	2		.		EXCLUDE
VS	DS	1	FE	7	20752	2				EXCLUDE
VS	DS	1	FE	7	20791	3		1114.29	ND	
VS	DS	1	FE	7	20791	3		1114.29	ND	
VS	DS	1	FE	7	20850	4		1090.58	ND	
VS	DS	1	FE	7	20850	4		1112.39	ND	
VS	DS	1	FE	7	20922	5				EXCLUDE
VS	DS	1	FE	7	20922	5		.		EXCLUDE
VS	DS	1	FE	7	20965	6		1169.90	ND	
VS	DS	1	FE	7	20965	6		1169.90	ND	
VS	DS	1	FE	7	20989	7		1170.77	ND	
VS	DS	1	FE	7	20989	7		1150.23	ND	
VS	DS	1	FE	7	21030	8		1211.62	ND	
VS	DS	1	FE	7	21030	8		2641.32	ND	
VS	DS	1	FE	7	21053	9		966.30	ND	
VS	DS	1	FE	7	21053	9		966.30	ND	
VS	DS	1	FE	7	21275	11		953.82	ND	
VS	DS	1	FE	7	21473	12		1131.58	ND	
VS	DS	1	FE	7	21505	13		1055.58	ND	
VS	DS	1	FE	7	21562	14		1220.50	ND	
VS	DS	1	FE	7	21886	15		1256.53	ND	
VS	DS	1	FE	7	21967	16		1289.11	ND	
VS	DS	1	FE	7	22013	17		1023.40	ND	
VS	DS	1	FE	7	22066	18		1273.53	ND	
VS	DS	1	FE	7	22144	19		1188.72	ND	

CAS Number=56961207 Analyte=3,4,5-Trichlorocatechol Unit=MG/KKG

Source	Subcategory	Option	Stream	Sample Point Number	Sample	Sampling Day	Duplicates	Prod. Norm. Loadings	Measurement Type	SCC Qualifier
ST1375	BPK	3	ACID	8	16555	3		10.60	ND	
VS	BPK	3	ACID	3	20481	1		5576.29	NC	
VS	BPK	3	ACID	3	20498	2		.		EXCLUDE
VS	BPK	3	ACID	3	20515	3		1739.15	RC	>
VS	BPK	3	ACID	3	20526	4		1999.85	NC	
VS	BPK	3	ACID	3	20627	5		1863.47	RC	>
VS	BPK	3	ACID	3	20668	6	20669	1236.56	NC	
VS	BPK	3	ACID	3	20669	6	20668	1189.60	NC	
VS	BPK	3	ACID	3	20684	7		1409.55	NC	
VS	BPK	3	ACID	3	20880	8		893.21	RC	>
VS	BPK	3	ACID	3	20776	9		2297.62	NC	
VS	BPK	3	ACID	3	21301	11		2822.97	NC	
VS	BPK	3	ACID	3	21475	12		2061.38	NC	
VS	BPK	3	ACID	3	21535	13		1413.12	NC	

Abbreviations Used in Listing:
VS = Long-Term Study, ST = Short-Term Study, Q49 = Selfmonitoring Data Question 49 Part A
NC = Non-Censored, ND = Non-Detect, MC = Mid-Censored, RC = Right-Censored
Sampling Day for Long-Term Study = Weeks 1-9 Summer Sampling and 11-19 Winter Sampling

Appendix K Listing 1

Production-Normalized Loadings Used in Limitations Development Prior to Aggregation of Duplicates and Streams

CAS Number=56961207 Analyte=3,4,5-Trichlorocatechol Unit=MG/KKG
(continued)

Source	Subcategory	Option	Stream	Sample Point Number	Sample	Sampling Day	Duplicates	Prod. Norm. Loadings	Measurement Type	SCC Qualifier
VS	BPK	3	ACID	3	21856	14		1494.69	NC	
VS	BPK	3	ACID	3	21903	15		1254.77	NC	
VS	BPK	3	ACID	3	21944	16	21945	.		DETECTED
VS	BPK	3	ACID	3	21945	16	21944	.		DETECTED
VS	BPK	3	ACID	3	21997	17		1238.75	NC	
VS	BPK	3	ACID	3	22035	18		2619.64	NC	
VS	BPK	3	ACID	3	22079	19		416.51	NC	
ST1375	BPK	3	ALK	9	16556	3	16557	3.53	ND	
ST1375	BPK	3	ALK	9	16557	3	16556	3.53	ND	
VS	BPK	3	ALK	4	20482	1		39.96	ND	
VS	BPK	3	ALK	4	20499	2		.		EXCLUDE
VS	BPK	3	ALK	4	20516	3		393.90	ND	
VS	BPK	3	ALK	4	20527	4		41.76	NC	
VS	BPK	3	ALK	4	20628	5	20629	39.26	ND	
VS	BPK	3	ALK	4	20629	5	20628	.		EXCLUDE
VS	BPK	3	ALK	4	20670	6		38.09	ND	
VS	BPK	3	ALK	4	20685	7		36.78	ND	
VS	BPK	3	ALK	4	20881	8		.		EXCLUDE
VS	BPK	3	ALK	4	20777	9		40.21	ND	
VS	BPK	3	ALK	4	21302	11		42.36	ND	
VS	BPK	3	ALK	4	21476	12		41.06	ND	
VS	BPK	3	ALK	4	21536	13		38.69	ND	
VS	BPK	3	ALK	4	21857	14		47.55	ND	
VS	BPK	3	ALK	4	21904	15	21905	31.10	ND	
VS	BPK	3	ALK	4	21905	15	21904	31.10	ND	
VS	BPK	3	ALK	4	21946	16		39.66	ND	
VS	BPK	3	ALK	4	21998	17		36.48	ND	
VS	BPK	3	ALK	4	22036	18		39.07	ND	
VS	BPK	3	ALK	4	22080	19		35.64	ND	
ST1375	BPK	3	FE	13	16554	3		407.76	NC	
VS	BPK	3	FE	8	20486	1		296.82	ND	
VS	BPK	3	FE	8	20486	1		265.02	ND	
VS	BPK	3	FE	8	20504	2		300.80	ND	
VS	BPK	3	FE	8	20504	2		.		EXCLUDE
VS	BPK	3	FE	8	20520	3		325.54	ND	
VS	BPK	3	FE	8	20520	3		325.54	ND	
VS	BPK	3	FE	8	20531	4	20532	308.83	ND	
VS	BPK	3	FE	8	20531	4	20532	370.59	ND	
VS	BPK	3	FE	8	20532	4	20531	308.83	ND	
VS	BPK	3	FE	8	20532	4	20531	605.30	ND	
VS	BPK	3	FE	8	20633	5		.		EXCLUDE
VS	BPK	3	FE	8	20633	5		.		EXCLUDE
VS	BPK	3	FE	8	20674	6		291.16	ND	
VS	BPK	3	FE	8	20674	6		291.16	ND	
VS	BPK	3	FE	8	20689	7		8138.29	ND	
VS	BPK	3	FE	8	20689	7		446.94	ND	
VS	BPK	3	FE	8	20891	8		.		EXCLUDE
VS	BPK	3	FE	8	20891	8		.		EXCLUDE
VS	BPK	3	FE	8	20781	9		383.59	ND	
VS	BPK	3	FE	8	20781	9		376.48	ND	
VS	BPK	3	FE	8	21306	11		323.87	ND	
VS	BPK	3	FE	8	21481	12		864.04	ND	
VS	BPK	3	FE	8	21540	13		285.28	ND	
VS	BPK	3	FE	8	21861	14	21862	348.38	ND	
VS	BPK	3	FE	8	21862	14	21861	348.38	ND	
VS	BPK	3	FE	8	21909	15		332.83	ND	
VS	BPK	3	FE	8	21950	16		335.70	ND	
VS	BPK	3	FE	8	22002	17		290.33	ND	
VS	BPK	3	FE	8	22041	18		479.30	ND	
VS	BPK	3	FE	8	22084	19		377.61	ND	
VS	BPK	4	ACID	3	20492	1		414.68	ND	
VS	BPK	4	ACID	3	20508	2		.		EXCLUDE
VS	BPK	4	ACID	3	20585	3		57.87	ND	
VS	BPK	4	ACID	3	20637	4		497.33	ND	
VS	BPK	4	ACID	3	20678	5		.		EXCLUDE
VS	BPK	4	ACID	3	20700	6	20701	76.11	ND	
VS	BPK	4	ACID	3	20701	6	20700	68.86	ND	
VS	BPK	4	ACID	3	20769	7		.		EXCLUDE
VS	BPK	4	ACID	3	20832	8		70.30	ND	
VS	BPK	4	ACID	3	20895	9		50.34	ND	
VS	BPK	4	ACID	3	21257	11		62.89	ND	
VS	BPK	4	ACID	3	21429	12		51.51	ND	
VS	BPK	4	ACID	3	21521	13		50.03	ND	
VS	BPK	4	ACID	3	21584	14		49.24	ND	
VS	BPK	4	ACID	3	21902	15		51.33	ND	
VS	BPK	4	ACID	3	21969	16	21970	55.55	ND	
VS	BPK	4	ACID	3	21970	16	21969	55.55	ND	
VS	BPK	4	ACID	3	22028	17		67.07	ND	
VS	BPK	4	ACID	3	22132	18		52.60	ND	
VS	BPK	4	ACID	3	22164	19		60.11	ND	
VS	BPK	4	ALK	4	20493	1		36.98	ND	
VS	BPK	4	ALK	4	20509	2		.		EXCLUDE
VS	BPK	4	ALK	4	20586	3		39.67	ND	
VS	BPK	4	ALK	4	20638	4		339.42	ND	
VS	BPK	4	ALK	4	20679	5		.		EXCLUDE
VS	BPK	4	ALK	4	20702	6		58.90	ND	
VS	BPK	4	ALK	4	20770	7		.		EXCLUDE
VS	BPK	4	ALK	4	20833	8		45.14	ND	
VS	BPK	4	ALK	4	20896	9		33.83	ND	
VS	BPK	4	ALK	4	21258	11		70.16	ND	

Abbreviations Used in Listing:
VS = Long-Term Study, ST = Short-Term Study, Q49 = Selfmonitoring Data Question 49 Part A
NC = Non-Censored, ND = Non-Detect, MC = Mid-Censored, RC = Right-Censored
Sampling Day for Long-Term Study = Weeks 1-9 Summer Sampling and 11-19 Winter Sampling

Appendix K - Listing 1

Production-Normalized Loadings Used in Limitations Development Prior to Aggregation of Duplicates and Streams

CAS Number=56961207 Analyte=3,4,5-Trichlorocatechol Unit=MG/KKG
(continued)

Source	Subcategory	Option	Stream	Sample Point Number	Sample	Sampling Day	Duplicates	Prod. Norm. Loadings	Measurement Type	SCC Qualifier
VS	BPK	4	ALK	4	21430	12		9.52	ND	
VS	BPK	4	ALK	4	21522	13		26.70	ND	
VS	BPK	4	ALK	4	21850	14		29.26	ND	
VS	BPK	4	ALK	4	21913	15		46.06	ND	
VS	BPK	4	ALK	4	21971	16		21.34	ND	
VS	BPK	4	ALK	4	22029	17		29.31	ND	
VS	BPK	4	ALK	4	22133	18		25.09	ND	
VS	BPK	4	ALK	4	22165	19		7.92	ND	
VS	BPK	4	FE	6	20495	1		172.68	ND	
VS	BPK	4	FE	6	20495	1		217.58	ND	
VS	BPK	4	FE	6	20512	2		259.50	ND	
VS	BPK	4	FE	6	20512	2		.		EXCLUDE
VS	BPK	4	FE	6	20588	3		248.00	ND	
VS	BPK	4	FE	6	20588	3		261.78	ND	
VS	BPK	4	FE	6	20640	4	20641	2232.53	ND	
VS	BPK	4	FE	6	20640	4	20641	2232.53	ND	
VS	BPK	4	FE	6	20641	4	20640	2232.53	ND	
VS	BPK	4	FE	6	20641	4	20640	2232.53	ND	
VS	BPK	4	FE	6	20681	5		.		EXCLUDE
VS	BPK	4	FE	6	20681	5		.		EXCLUDE
VS	BPK	4	FE	6	20704	6		282.39	ND	
VS	BPK	4	FE	6	20704	6		272.13	ND	
VS	BPK	4	FE	6	20772	7		.		EXCLUDE
VS	BPK	4	FE	6	20772	7		126.43	ND	
VS	BPK	4	FE	6	20835	8		236.25	ND	
VS	BPK	4	FE	6	20835	8		240.89	ND	
VS	BPK	4	FE	6	20898	9		276.44	ND	
VS	BPK	4	FE	6	20898	9		276.44	ND	
VS	BPK	4	FE	6	21260	11		210.35	ND	
VS	BPK	4	FE	6	21433	12		228.24	ND	
VS	BPK	4	FE	6	21524	13		223.76	ND	
VS	BPK	4	FE	6	21852	14	21853	232.71	ND	
VS	BPK	4	FE	6	21853	14	21852	237.19	ND	
VS	BPK	4	FE	6	21915	15		223.76	ND	
VS	BPK	4	FE	6	21973	16		223.76	ND	
VS	BPK	4	FE	6	22031	17		223.76	ND	
VS	BPK	4	FE	6	22135	18		223.76	ND	
VS	BPK	4	FE	6	22167	19		223.76	ND	
VS	DS	1	ACID	2	20605	1		493.50	ND	
VS	DS	1	ACID	2	20746	2		.		EXCLUDE
VS	DS	1	ACID	2	20786	3		505.84	ND	
VS	DS	1	ACID	2	20845	4		406.48	ND	
VS	DS	1	ACID	2	20910	5				EXCLUDE
VS	DS	1	ACID	2	20946	6	20947	390.02	ND	
VS	DS	1	ACID	2	20947	6	20946	389.97	ND	
VS	DS	1	ACID	2	20981	7		547.99	ND	
VS	DS	1	ACID	2	21025	8		529.60	ND	
VS	DS	1	ACID	2	21047	9		453.30	ND	
VS	DS	1	ACID	2	21270	11		.		
VS	DS	1	ACID	2	21300	12		645.77	ND	
VS	DS	1	ACID	2	21500	13		624.81	ND	
VS	DS	1	ACID	2	21557	14		665.73	ND	
VS	DS	1	ACID	2	21880	15		691.49	ND	
VS	DS	1	ACID	2	21961	16	21962	513.10	ND	
VS	DS	1	ACID	2	21962	16	21961	513.10	ND	
VS	DS	1	ACID	2	22007	17		517.63	ND	
VS	DS	1	ACID	2	22061	18		747.60	ND	
VS	DS	1	ACID	2	22138	19		679.27	ND	
VS	DS	1	ALK	3	20606	1		64.38	ND	
VS	DS	1	ALK	3	20747	2		.		EXCLUDE
VS	DS	1	ALK	3	20787	3		513.68	ND	
VS	DS	1	ALK	3	20846	4		5531.91	ND	
VS	DS	1	ALK	3	20917	5		.		EXCLUDE
VS	DS	1	ALK	3	20961	6		55.25	ND	
VS	DS	1	ALK	3	20982	7		380.07	ND	
VS	DS	1	ALK	3	21026	8		473.91	ND	
VS	DS	1	ALK	3	21048	9	21049	114.91	ND	
VS	DS	1	ALK	3	21049	9	21048	114.91	ND	
VS	DS	1	ALK	3	21271	11		.		
VS	DS	1	ALK	3	21468	12		620.93	ND	
VS	DS	1	ALK	3	21501	13		40.36	ND	
VS	DS	1	ALK	3	21558	14		687.54	ND	
VS	DS	1	ALK	3	21881	15		600.61	ND	
VS	DS	1	ALK	3	21963	16		46.22	ND	
VS	DS	1	ALK	3	22008	17		462.31	ND	
VS	DS	1	ALK	3	22062	18		49.98	ND	
VS	DS	1	ALK	3	22139	19	22140	57.41	ND	
VS	DS	1	ALK	3	22140	19	22139	57.41	ND	
VS	DS	1	FE	7	20610	1		2535.61	ND	
VS	DS	1	FE	7	20610	1		1026.32	ND	
VS	DS	1	FE	7	20752	2		.		EXCLUDE
VS	DS	1	FE	7	20752	2		.		EXCLUDE
VS	DS	1	FE	7	20791	3		1114.29	ND	
VS	DS	1	FE	7	20791	3		1114.29	ND	
VS	DS	1	FE	7	20850	4		1090.58	ND	
VS	DS	1	FE	7	20850	4		1112.39	ND	
VS	DS	1	FE	7	20922	5		.		EXCLUDE
VS	DS	1	FE	7	20922	5		.		EXCLUDE
VS	DS	1	FE	7	20965	6		1169.90	ND	
VS	DS	1	FE	7	20965	6		1169.90	ND	

Abbreviations Used in Listing:
VS = Long-Term Study, ST = Short-Term Study, Q49 = Selfmonitoring Data Question 49 Part A
NC = Non-Censored, ND = Non-Detect, MC = Mid-Censored, RC = Right-Censored
Sampling Day for Long-Term Study = Weeks 1-9 Summer Sampling and 11-19 Winter Sampling

Appendix K Listing 1

Production-Normalized Loadings Used in Limitations Development Prior to Aggregation of Duplicates and Streams

CAS Number=56961207 Analyte=3,4,5-Trichlorocatechol Unit=MG/KKG
(continued)

Source	Subcategory	Option	Stream	Sample Point Number	Sample	Sampling Day	Duplicates	Prod. Norm. Loadings	Measurement Type	SCC Qualifier
VS	DS	1	FE	7	20989	7		1170.77	ND	
VS	DS	1	FE	7	20989	7		1150.23	ND	
VS	DS	1	FE	7	21030	8		1211.62	ND	
VS	DS	1	FE	7	21030	8		2641.32	ND	
VS	DS	1	FE	7	21053	9		966.30	ND	
VS	DS	1	FE	7	21053	9		966.30	ND	
VS	DS	1	FE	7	21275	11		953.82	ND	
VS	DS	1	FE	7	21473	12		1131.58	ND	
VS	DS	1	FE	7	21505	13		1055.58	ND	
VS	DS	1	FE	7	21562	14		1220.50	ND	
VS	DS	1	FE	7	21886	15		1256.53	ND	
VS	DS	1	FE	7	21967	16		1289.11	ND	
VS	DS	1	FE	7	22013	17		1023.40	ND	
VS	DS	1	FE	7	22066	18		1273.53	ND	
VS	DS	1	FE	7	22144	19		1188.72	ND	

CAS Number=57057837 Analyte=3,4,5-Trichloroguaiacol Unit=MG/KKG

Source	Subcategory	Option	Stream	Sample Point Number	Sample	Sampling Day	Duplicates	Prod. Norm. Loadings	Measurement Type	SCC Qualifier
ST1375	BPK	3	ACID	8	16555	3		356.41	NC	
VS	BPK	3	ACID	3	20481	1		.		DETECTED
VS	BPK	3	ACID	3	20498	2		40.83	ND	
VS	BPK	3	ACID	3	20515	3		44.27	NC	
VS	BPK	3	ACID	3	20526	4		70.66	NC	
VS	BPK	3	ACID	3	20627	5		49.00	NC	
VS	BPK	3	ACID	3	20668	6	20669	40.70	ND	
VS	BPK	3	ACID	3	20669	6	20668	81.39	ND	
VS	BPK	3	ACID	3	20684	7		36.93	ND	
VS	BPK	3	ACID	3	20880	8		.		EXCLUDE
VS	BPK	3	ACID	3	20776	9		43.08	ND	
VS	BPK	3	ACID	3	21301	11		.		DETECTED
VS	BPK	3	ACID	3	21475	12		42.81	ND	
VS	BPK	3	ACID	3	21535	13		38.82	ND	
VS	BPK	3	ACID	3	21856	14		47.91	ND	
VS	BPK	3	ACID	3	21903	15		31.37	ND	
VS	BPK	3	ACID	3	21944	16	21945	40.07	ND	
VS	BPK	3	ACID	3	21945	16	21944	40.07	ND	
VS	BPK	3	ACID	3	21997	17		36.87	ND	
VS	BPK	3	ACID	3	22035	18		40.40	ND	
VS	BPK	3	ACID	3	22079	19		35.91	ND	
ST1375	BPK	3	ALK	9	16556	3	16557	377.05	NC	
ST1375	BPK	3	ALK	9	16557	3	16556	368.57	NC	
VS	BPK	3	ALK	4	20482	1		1000.01	NC	
VS	BPK	3	ALK	4	20499	2		20.35	ND	
VS	BPK	3	ALK	4	20516	3		693.27	NC	
VS	BPK	3	ALK	4	20527	4		1127.11	NC	
VS	BPK	3	ALK	4	20628	5	20629	182.16	NC	
VS	BPK	3	ALK	4	20629	5	20628	2253.45	NC	
VS	BPK	3	ALK	4	20670	6		365.37	NC	
VS	BPK	3	ALK	4	20685	7		731.15	NC	
VS	BPK	3	ALK	4	20881	8		266.44	RC	>
VS	BPK	3	ALK	4	20777	9		639.03	NC	
VS	BPK	3	ALK	4	21302	11		1039.81	NC	
VS	BPK	3	ALK	4	21476	12		300.09	NC	
VS	BPK	3	ALK	4	21536	13		456.58	NC	
VS	BPK	3	ALK	4	21857	14		418.43	NC	
VS	BPK	3	ALK	4	21904	15	21905	298.59	NC	
VS	BPK	3	ALK	4	21905	15	21904	292.37	NC	
VS	BPK	3	ALK	4	21946	16		1115.29	RC	>
VS	BPK	3	ALK	4	21998	17		474.23	NC	
VS	BPK	3	ALK	4	22036	18		767.70	NC	
VS	BPK	3	ALK	4	22080	19		228.07	NC	
ST1375	BPK	3	FE	13	16554	3		21.81	ND	
VS	BPK	3	FE	8	20486	1		212.02	NC	
VS	BPK	3	FE	8	20486	1		208.84	NC	
VS	BPK	3	FE	8	20504	2		150.40	ND	
VS	BPK	3	FE	8	20504	2		150.40	ND	
VS	BPK	3	FE	8	20520	3		162.77	ND	
VS	BPK	3	FE	8	20520	3		162.77	ND	
VS	BPK	3	FE	8	20531	4	20532	154.41	ND	
VS	BPK	3	FE	8	20531	4	20532	185.30	ND	
VS	BPK	3	FE	8	20532	4	20531	160.59	NC	
VS	BPK	3	FE	8	20532	4	20531	302.65	ND	
VS	BPK	3	FE	8	20633	5		229.76	ND	
VS	BPK	3	FE	8	20633	5		160.90	ND	
VS	BPK	3	FE	8	20674	6		145.58	ND	
VS	BPK	3	FE	8	20674	6		145.58	ND	
VS	BPK	3	FE	8	20689	7		.		DETECTED
VS	BPK	3	FE	8	20689	7		246.82	NC	
VS	BPK	3	FE	8	20891	8		10145.8	ND	
VS	BPK	3	FE	8	20891	8				EXCLUDE
VS	BPK	3	FE	8	20781	9		227.31	NC	
VS	BPK	3	FE	8	20781	9		206.00	NC	
VS	BPK	3	FE	8	21306	11		158.88	ND	
VS	BPK	3	FE	8	21481	12		432.02	ND	
VS	BPK	3	FE	8	21540	13		142.64	ND	
VS	BPK	3	FE	8	21861	14	21862	174.19	ND	

Abbreviations Used in Listing:
VS = Long-Term Study, ST = Short-Term Study, Q49 = Selfmonitoring Data Question 49 Part A
NC = Non-Censored, ND = Non-Detect, MC = Mid-Censored, RC = Right-Censored
Sampling Day for Long-Term Study = Weeks 1-9 Summer Sampling and 11-19 Winter Sampling

Appendix K - Listing 1

Production-Normalized Loadings Used in Limitations Development Prior to Aggregation of Duplicates and Streams

CAS Number=57057837 Analyte=3,4,5-Trichloroguaiacol Unit=MG/KKG
(continued)

Source	Subcategory	Option	Stream	Sample Point Number	Sample	Sampling Day	Duplicates	Prod. Norm. Loadings	Measurement Type	SCC Qualifier
VS	BPK	3	FE	8	21862	14	21861	174.19	NC	
VS	BPK	3	FE	8	21909	15		166.41	ND	
VS	BPK	3	FE	8	21950	16		167.85	ND	
VS	BPK	3	FE	8	22002	17		145.17	ND	
VS	BPK	3	FE	8	22041	18		294.96	NC	
VS	BPK	3	FE	8	22084	19		188.81	ND	
VS	BPK	4	ACID	3	20492	1		207.34	ND	
VS	BPK	4	ACID	3	20508	2		25.56	ND	
VS	BPK	4	ACID	3	20585	3		28.44	ND	
VS	BPK	4	ACID	3	20637	4		248.66	ND	
VS	BPK	4	ACID	3	20678	5		34.19	ND	
VS	BPK	4	ACID	3	20700	6	20701	38.66	ND	
VS	BPK	4	ACID	3	20701	6	20700	35.04	ND	
VS	BPK	4	ACID	3	20769	7		27.04	ND	
VS	BPK	4	ACID	3	20832	8		34.61	ND	
VS	BPK	4	ACID	3	20895	9		25.17	ND	
VS	BPK	4	ACID	3	21257	11		31.45	ND	
VS	BPK	4	ACID	3	21429	12		25.75	ND	
VS	BPK	4	ACID	3	21521	13		25.02	ND	
VS	BPK	4	ACID	3	21584	14		25.05	ND	
VS	BPK	4	ACID	3	21902	15		25.66	ND	
VS	BPK	4	ACID	3	21969	16	21970	27.78	ND	
VS	BPK	4	ACID	3	21970	16	21969	27.78	ND	
VS	BPK	4	ACID	3	22028	17		33.53	ND	
VS	BPK	4	ACID	3	22132	18		26.30	ND	
VS	BPK	4	ACID	3	22164	19		30.06	ND	
VS	BPK	4	ALK	4	20493	1		18.49	ND	
VS	BPK	4	ALK	4	20509	2		16.28	ND	
VS	BPK	4	ALK	4	20586	3		19.83	ND	
VS	BPK	4	ALK	4	20638	4		169.71	ND	
VS	BPK	4	ALK	4	20679	5		25.19	ND	
VS	BPK	4	ALK	4	20702	6		29.45	ND	
VS	BPK	4	ALK	4	20770	7		.		EXCLUDE
VS	BPK	4	ALK	4	20833	8		22.57	ND	
VS	BPK	4	ALK	4	20896	9		16.92	ND	
VS	BPK	4	ALK	4	21258	11		35.08	ND	
VS	BPK	4	ALK	4	21430	12		4.68	ND	
VS	BPK	4	ALK	4	21522	13		13.35	ND	
VS	BPK	4	ALK	4	21850	14		14.63	ND	
VS	BPK	4	ALK	4	21913	15		23.03	ND	
VS	BPK	4	ALK	4	21971	16		10.67	ND	
VS	BPK	4	ALK	4	22029	17		14.66	ND	
VS	BPK	4	ALK	4	22133	18		12.54	ND	
VS	BPK	4	ALK	4	22165	19		3.96	ND	
VS	BPK	4	FE	6	20495	1		86.34	ND	
VS	BPK	4	FE	6	20495	1		107.06	ND	
VS	BPK	4	FE	6	20512	2		129.96	ND	
VS	BPK	4	FE	6	20512	2		215.90	ND	
VS	BPK	4	FE	6	20588	3		124.00	ND	
VS	BPK	4	FE	6	20588	3		133.19	ND	
VS	BPK	4	FE	6	20640	4	20641	1116.26	ND	
VS	BPK	4	FE	6	20640	4	20641	1116.26	ND	
VS	BPK	4	FE	6	20641	4	20640	1116.26	ND	
VS	BPK	4	FE	6	20641	4	20640	1116.26	ND	
VS	BPK	4	FE	6	20681	5		197.98	ND	
VS	BPK	4	FE	6	20681	5		157.46	ND	
VS	BPK	4	FE	6	20704	6		138.63	ND	
VS	BPK	4	FE	6	20704	6		138.63	ND	
VS	BPK	4	FE	6	20772	7		632.15	ND	
VS	BPK	4	FE	6	20772	7		63.21	ND	
VS	BPK	4	FE	6	20835	8		120.44	ND	
VS	BPK	4	FE	6	20835	8		120.44	ND	
VS	BPK	4	FE	6	20898	9		138.22	ND	
VS	BPK	4	FE	6	20898	9		138.22	ND	
VS	BPK	4	FE	6	21260	11		107.16	ND	
VS	BPK	4	FE	6	21433	12		116.36	ND	
VS	BPK	4	FE	6	21524	13		111.88	ND	
VS	BPK	4	FE	6	21852	14	21853	116.36	ND	
VS	BPK	4	FE	6	21853	14	21852	116.36	ND	
VS	BPK	4	FE	6	21915	15		111.88	ND	
VS	BPK	4	FE	6	21973	16		111.88	ND	
VS	BPK	4	FE	6	22031	17		111.88	ND	
VS	BPK	4	FE	6	22135	18		111.88	ND	
VS	BPK	4	FE	6	22167	19		111.88	ND	
VS	DS	1	ACID	2	20605	1		246.75	ND	
VS	DS	1	ACID	2	20746	2		.		EXCLUDE
VS	DS	1	ACID	2	20786	3		252.92	ND	
VS	DS	1	ACID	2	20845	4		203.24	ND	
VS	DS	1	ACID	2	20910	5		255.18	ND	
VS	DS	1	ACID	2	20946	6	20947	195.01	ND	
VS	DS	1	ACID	2	20947	6	20946	194.98	ND	
VS	DS	1	ACID	2	20981	7		278.80	ND	
VS	DS	1	ACID	2	21025	8		264.80	ND	
VS	DS	1	ACID	2	21047	9		226.65	ND	
VS	DS	1	ACID	2	21270	11		.		
VS	DS	1	ACID	2	21300	12		322.88	ND	
VS	DS	1	ACID	2	21500	13		312.41	ND	
VS	DS	1	ACID	2	21557	14		332.86	ND	
VS	DS	1	ACID	2	21880	15		345.74	ND	
VS	DS	1	ACID	2	21961	16	21962	256.55	ND	

Abbreviations Used in Listing:
VS = Long-Term Study, ST = Short-Term Study, Q49 = Selfmonitoring Data Question 49 Part A
NC = Non-Censored, ND = Non-Detect, MC = Mid-Censored, RC = Right-Censored
Sampling Day for Long-Term Study = Weeks 1-9 Summer Sampling and 11-19 Winter Sampling

Appendix K Listing 1

Production-Normalized Loadings Used in Limitations Development Prior to Aggregation of Duplicates and Streams

CAS Number=57057837 Analyte=3,4,5-Trichloroguaiacol Unit=MG/KKG
(continued)

Source	Subcategory	Option	Stream	Sample Point Number	Sample	Sampling Day	Duplicates	Prod. Norm. Loadings	Measurement Type	SCC Qualifier
VS	DS	1	ACID	2	21962	16	21961	256.55	ND	
VS	DS	1	ACID	2	22007	17		258.81	ND	
VS	DS	1	ACID	2	22061	18		373.80	ND	
VS	DS	1	ACID	2	22138	19		339.63	ND	
VS	DS	1	ALK	3	20606	1		32.19	ND	
VS	DS	1	ALK	3	20747	2		.		EXCLUDE
VS	DS	1	ALK	3	20787	3		256.84	ND	
VS	DS	1	ALK	3	20846	4		2765.96	ND	
VS	DS	1	ALK	3	20917	5		175.06	ND	
VS	DS	1	ALK	3	20961	6		27.62	ND	
VS	DS	1	ALK	3	20982	7		190.03	ND	
VS	DS	1	ALK	3	21026	8		236.95	ND	
VS	DS	1	ALK	3	21048	9	21049	57.46	ND	
VS	DS	1	ALK	3	21049	9	21048	57.46	ND	
VS	DS	1	ALK	3	21271	11		.		
VS	DS	1	ALK	3	21468	12		310.46	ND	
VS	DS	1	ALK	3	21501	13		20.18	ND	
VS	DS	1	ALK	3	21558	14		343.77	ND	
VS	DS	1	ALK	3	21881	15		300.30	ND	
VS	DS	1	ALK	3	21963	16		23.11	ND	
VS	DS	1	ALK	3	22008	17		231.16	ND	
VS	DS	1	ALK	3	22062	18		24.99	ND	
VS	DS	1	ALK	3	22139	19	22140	28.71	ND	
VS	DS	1	ALK	3	22140	19	22139	28.71	ND	
VS	DS	1	FE	7	20610	1		1267.81	ND	
VS	DS	1	FE	7	20610	1		523.22	ND	
VS	DS	1	FE	7	20752	2		232.07	ND	
VS	DS	1	FE	7	20752	2		.		EXCLUDE
VS	DS	1	FE	7	20791	3		557.14	ND	
VS	DS	1	FE	7	20791	3		557.14	ND	
VS	DS	1	FE	7	20850	4		545.29	ND	
VS	DS	1	FE	7	20850	4		567.10	ND	
VS	DS	1	FE	7	20922	5		468.24	ND	
VS	DS	1	FE	7	20922	5		468.24	ND	
VS	DS	1	FE	7	20965	6		584.95	ND	
VS	DS	1	FE	7	20965	6		584.95	ND	
VS	DS	1	FE	7	20989	7		575.11	ND	
VS	DS	1	FE	7	20989	7		575.11	ND	
VS	DS	1	FE	7	21030	8		605.81	ND	
VS	DS	1	FE	7	21030	8		1332.78	ND	
VS	DS	1	FE	7	21053	9		483.15	ND	
VS	DS	1	FE	7	21053	9		483.15	ND	
VS	DS	1	FE	7	21275	11		476.91	ND	
VS	DS	1	FE	7	21473	12		576.88	ND	
VS	DS	1	FE	7	21505	13		527.79	ND	
VS	DS	1	FE	7	21562	14		610.25	ND	
VS	DS	1	FE	7	21886	15		628.27	ND	
VS	DS	1	FE	7	21967	16		644.55	ND	
VS	DS	1	FE	7	22013	17		511.70	ND	
VS	DS	1	FE	7	22066	18		636.76	ND	
VS	DS	1	FE	7	22144	19		594.36	ND	

CAS Number=58902 Analyte=2,3,4,6-Tetrachlorophenol Unit=MG/KKG

Source	Subcategory	Option	Stream	Sample Point Number	Sample	Sampling Day	Duplicates	Prod. Norm. Loadings	Measurement Type	SCC Qualifier
ST1375	BPK	3	ACID	8	16555	3		289.31	NC	
VS	BPK	3	ACID	3	20481	1		210.76	ND	
VS	BPK	3	ACID	3	20498	2		40.83	ND	
VS	BPK	3	ACID	3	20515	3		42.69	ND	
VS	BPK	3	ACID	3	20526	4		41.08	ND	
VS	BPK	3	ACID	3	20627	5		39.51	ND	
VS	BPK	3	ACID	3	20668	6	20669	40.70	ND	
VS	BPK	3	ACID	3	20669	6	20668	40.70	ND	
VS	BPK	3	ACID	3	20684	7		36.93	ND	
VS	BPK	3	ACID	3	20880	8		.		EXCLUDE
VS	BPK	3	ACID	3	20776	9		43.08	ND	
VS	BPK	3	ACID	3	21301	11		43.58	ND	
VS	BPK	3	ACID	3	21475	12		42.81	ND	
VS	BPK	3	ACID	3	21535	13		38.82	ND	
VS	BPK	3	ACID	3	21856	14		47.91	ND	
VS	BPK	3	ACID	3	21903	15		31.37	ND	
VS	BPK	3	ACID	3	21944	16	21945	40.07	ND	
VS	BPK	3	ACID	3	21945	16	21944	40.07	ND	
VS	BPK	3	ACID	3	21997	17		36.87	ND	
VS	BPK	3	ACID	3	22035	18		40.40	ND	
VS	BPK	3	ACID	3	22079	19		35.91	ND	
ST1375	BPK	3	ALK	9	16556	3	16557	3.53	ND	
ST1375	BPK	3	ALK	9	16557	3	16556	3.53	ND	
VS	BPK	3	ALK	4	20482	1		19.98	ND	
VS	BPK	3	ALK	4	20499	2		20.35	ND	
VS	BPK	3	ALK	4	20516	3		196.95	ND	
VS	BPK	3	ALK	4	20527	4		20.47	ND	
VS	BPK	3	ALK	4	20628	5	20629	19.63	ND	
VS	BPK	3	ALK	4	20629	5	20628	1962.94	ND	
VS	BPK	3	ALK	4	20670	6		18.66	ND	
VS	BPK	3	ALK	4	20685	7		19.12	NC	
VS	BPK	3	ALK	4	20881	8		.		EXCLUDE

Abbreviations Used in Listing:
VS = Long-Term Study, ST = Short-Term Study, Q49 = Selfmonitoring Data Question 49 Part A
NC = Non-Censored, ND = Non-Detect, MC = Mid-Censored, RC = Right-Censored
Sampling Day for Long-Term Study = Weeks 1-9 Summer Sampling and 11-19 Winter Sampling

Appendix K Listing 1

Production-Normalized Loadings Used in Limitations Development Prior to Aggregation of Duplicates and Streams

CAS Number=58902 Analyte=2,3,4,6-Tetrachlorophenol Unit=MG/KKG
(continued)

Source	Subcategory	Option	Stream	Sample Point Number	Sample	Sampling Day	Duplicates	Prod. Norm. Loadings	Measurement Type	SCC Qualifier
VS	BPK	3	ALK	4	20777	9		20.10	ND	
VS	BPK	3	ALK	4	21302	11		20.78	ND	
VS	BPK	3	ALK	4	21476	12		20.53	ND	
VS	BPK	3	ALK	4	21536	13		19.35	ND	
VS	BPK	3	ALK	4	21857	14		23.77	ND	
VS	BPK	3	ALK	4	21904	15	21905	15.55	ND	
VS	BPK	3	ALK	4	21905	15	21904	15.55	ND	
VS	BPK	3	ALK	4	21946	16		19.83	ND	
VS	BPK	3	ALK	4	21998	17		18.24	ND	
VS	BPK	3	ALK	4	22036	18		19.92	ND	
VS	BPK	3	ALK	4	22080	19		17.82	ND	
ST1375	BPK	3	FE	13	16554	3		26.44	ND	
VS	BPK	3	FE	8	20486	1		148.41	ND	
VS	BPK	3	FE	8	20486	1		132.51	ND	
VS	BPK	3	FE	8	20504	2		150.40	ND	
VS	BPK	3	FE	8	20504	2		150.40	ND	
VS	BPK	3	FE	8	20520	3		162.77	ND	
VS	BPK	3	FE	8	20520	3		162.77	ND	
VS	BPK	3	FE	8	20531	4	20532	154.41	ND	
VS	BPK	3	FE	8	20531	4	20532	185.30	ND	
VS	BPK	3	FE	8	20532	4	20531	154.41	ND	
VS	BPK	3	FE	8	20532	4	20531	302.65	ND	
VS	BPK	3	FE	8	20633	5		229.76	ND	
VS	BPK	3	FE	8	20633	5		160.90	ND	
VS	BPK	3	FE	8	20674	6		145.58	ND	
VS	BPK	3	FE	8	20674	6		145.58	ND	
VS	BPK	3	FE	8	20689	7		4069.14	ND	
VS	BPK	3	FE	8	20689	7		220.13	ND	
VS	BPK	3	FE	8	20891	8		10145.8	ND	
VS	BPK	3	FE	8	20891	8		.		EXCLUDE
VS	BPK	3	FE	8	20781	9		191.79	ND	
VS	BPK	3	FE	8	20781	9		191.79	ND	
VS	BPK	3	FE	8	21306	11		158.88	ND	
VS	BPK	3	FE	8	21481	12		432.02	ND	
VS	BPK	3	FE	8	21540	13		142.64	ND	
VS	BPK	3	FE	8	21861	14	21862	174.19	ND	
VS	BPK	3	FE	8	21862	14	21861	174.19	ND	
VS	BPK	3	FE	8	21909	15		166.41	ND	
VS	BPK	3	FE	8	21950	16		167.85	ND	
VS	BPK	3	FE	8	22002	17		145.17	ND	
VS	BPK	3	FE	8	22041	18		239.65	ND	
VS	BPK	3	FE	8	22084	19		188.81	ND	
VS	BPK	4	ACID	3	20492	1		207.34	ND	
VS	BPK	4	ACID	3	20508	2		25.56	ND	
VS	BPK	4	ACID	3	20585	3		28.44	ND	
VS	BPK	4	ACID	3	20637	4		248.66	ND	
VS	BPK	4	ACID	3	20678	5		34.19	ND	
VS	BPK	4	ACID	3	20700	6	20701	38.66	ND	
VS	BPK	4	ACID	3	20701	6	20700	35.04	ND	
VS	BPK	4	ACID	3	20769	7		.		EXCLUDE
VS	BPK	4	ACID	3	20832	8		34.61	ND	
VS	BPK	4	ACID	3	20895	9		25.17	ND	
VS	BPK	4	ACID	3	21257	11		31.45	ND	
VS	BPK	4	ACID	3	21429	12		25.75	ND	
VS	BPK	4	ACID	3	21521	13		25.02	ND	
VS	BPK	4	ACID	3	21584	14		25.05	ND	
VS	BPK	4	ACID	3	21902	15		25.66	ND	
VS	BPK	4	ACID	3	21969	16	21970	27.78	ND	
VS	BPK	4	ACID	3	21970	16	21969	27.78	ND	
VS	BPK	4	ACID	3	22028	17		33.53	ND	
VS	BPK	4	ACID	3	22132	18		26.30	ND	
VS	BPK	4	ACID	3	22164	19		30.06	ND	
VS	BPK	4	ALK	4	20493	1		18.49	ND	
VS	BPK	4	ALK	4	20509	2		16.28	ND	
VS	BPK	4	ALK	4	20586	3		19.83	ND	
VS	BPK	4	ALK	4	20638	4		169.71	ND	
VS	BPK	4	ALK	4	20679	5		25.19	ND	
VS	BPK	4	ALK	4	20702	6		29.45	ND	
VS	BPK	4	ALK	4	20770	7		.		EXCLUDE
VS	BPK	4	ALK	4	20833	8		22.57	ND	
VS	BPK	4	ALK	4	20896	9		16.92	ND	
VS	BPK	4	ALK	4	21258	11		35.08	ND	
VS	BPK	4	ALK	4	21430	12		4.68	ND	
VS	BPK	4	ALK	4	21522	13		13.35	ND	
VS	BPK	4	ALK	4	21850	14		14.63	ND	
VS	BPK	4	ALK	4	21913	15		23.03	ND	
VS	BPK	4	ALK	4	21971	16		10.67	ND	
VS	BPK	4	ALK	4	22029	17		14.66	ND	
VS	BPK	4	ALK	4	22133	18		12.54	ND	
VS	BPK	4	ALK	4	22165	19		3.96	ND	
VS	BPK	4	FE	6	20495	1		86.34	ND	
VS	BPK	4	FE	6	20495	1		107.06	ND	
VS	BPK	4	FE	6	20512	2		129.96	ND	
VS	BPK	4	FE	6	20512	2		215.90	ND	
VS	BPK	4	FE	6	20588	3		124.00	ND	
VS	BPK	4	FE	6	20588	3		133.19	ND	
VS	BPK	4	FE	6	20640	4	20641	1116.26	ND	
VS	BPK	4	FE	6	20640	4	20641	1116.26	ND	
VS	BPK	4	FE	6	20641	4	20640	1116.26	ND	
VS	BPK	4	FE	6	20641	4	20640	1116.26	ND	

Abbreviations Used in Listing:
VS = Long-Term Study, ST = Short-Term Study, Q49 = Selfmonitoring Data Question 49 Part A
NC = Non-Censored, ND = Non-Detect, MC = Mid-Censored, RC = Right-Censored
Sampling Day for Long-Term Study = Weeks 1-9 Summer Sampling and 11-19 Winter Sampling

Appendix K Listing 1

Production-Normalized Loadings Used in Limitations Development Prior to Aggregation of Duplicates and Streams

CAS Number=58902 Analyte=2,3,4,6-Tetrachlorophenol Unit=MG/KKG
(continued)

Source	Subcategory	Option	Stream	Sample Point Number	Sample	Sampling Day	Duplicates	Prod. Norm. Loadings	Measurement Type	SCC Qualifier
VS	BPK	4	FE	6	20681	5		197.98	ND	
VS	BPK	4	FE	6	20681	5		157.46	ND	
VS	BPK	4	FE	6	20704	6		138.63	ND	
VS	BPK	4	FE	6	20704	6		138.63	ND	
VS	BPK	4	FE	6	20772	7		632.15	ND	
VS	BPK	4	FE	6	20772	7		63.21	ND	
VS	BPK	4	FE	6	20835	8		120.44	ND	
VS	BPK	4	FE	6	20835	8		120.44	ND	
VS	BPK	4	FE	6	20898	9		138.22	ND	
VS	BPK	4	FE	6	20898	9		138.22	ND	
VS	BPK	4	FE	6	21260	11		107.16	ND	
VS	BPK	4	FE	6	21433	12		116.36	ND	
VS	BPK	4	FE	6	21524	13		111.88	ND	
VS	BPK	4	FE	6	21852	14	21853	116.36	ND	
VS	BPK	4	FE	6	21853	14	21852	116.36	ND	
VS	BPK	4	FE	6	21915	15		111.88	ND	
VS	BPK	4	FE	6	21973	16		111.88	ND	
VS	BPK	4	FE	6	22031	17		111.88	ND	
VS	BPK	4	FE	6	22135	18		111.88	ND	
VS	BPK	4	FE	6	22167	19		111.88	ND	
VS	DS	1	ACID	2	20605	1		246.75	ND	
VS	DS	1	ACID	2	20746	2				EXCLUDE
VS	DS	1	ACID	2	20786	3		252.92	ND	
VS	DS	1	ACID	2	20845	4		203.24	ND	
VS	DS	1	ACID	2	20910	5		255.18	ND	
VS	DS	1	ACID	2	20946	6	20947	195.01	ND	
VS	DS	1	ACID	2	20947	6	20946	194.98	ND	
VS	DS	1	ACID	2	20981	7		278.80	ND	
VS	DS	1	ACID	2	21025	8		264.80	ND	
VS	DS	1	ACID	2	21047	9		226.65	ND	
VS	DS	1	ACID	2	21270	11		.		
VS	DS	1	ACID	2	21300	12		322.88	ND	
VS	DS	1	ACID	2	21500	13		312.41	ND	
VS	DS	1	ACID	2	21557	14		332.86	ND	
VS	DS	1	ACID	2	21880	15		345.74	ND	
VS	DS	1	ACID	2	21961	16	21962	256.55	ND	
VS	DS	1	ACID	2	21962	16	21961	256.55	ND	
VS	DS	1	ACID	2	22007	17		258.81	ND	
VS	DS	1	ACID	2	22061	18		373.80	ND	
VS	DS	1	ACID	2	22138	19		339.63	ND	
VS	DS	1	ALK	3	20606	1		32.19	ND	
VS	DS	1	ALK	3	20747	2		.		EXCLUDE
VS	DS	1	ALK	3	20787	3		256.84	ND	
VS	DS	1	ALK	3	20846	4		2765.96	ND	
VS	DS	1	ALK	3	20917	5		175.06	ND	
VS	DS	1	ALK	3	20961	6		27.62	ND	
VS	DS	1	ALK	3	20982	7		190.03	ND	
VS	DS	1	ALK	3	21026	8		236.95	ND	
VS	DS	1	ALK	3	21048	9	21049	57.46	ND	
VS	DS	1	ALK	3	21049	9	21048	57.46	ND	
VS	DS	1	ALK	3	21271	11		.		
VS	DS	1	ALK	3	21468	12		310.46	ND	
VS	DS	1	ALK	3	21501	13		20.18	ND	
VS	DS	1	ALK	3	21558	14		343.77	ND	
VS	DS	1	ALK	3	21881	15		300.30	ND	
VS	DS	1	ALK	3	21963	16		23.11	ND	
VS	DS	1	ALK	3	22008	17		231.16	ND	
VS	DS	1	ALK	3	22062	18		24.99	ND	
VS	DS	1	ALK	3	22139	19	22140	28.71	ND	
VS	DS	1	ALK	3	22140	19	22139	28.71	ND	
VS	DS	1	FE	7	20610	1		1267.81	ND	
VS	DS	1	FE	7	20610	1		523.22	ND	
VS	DS	1	FE	7	20752	2		232.07	ND	
VS	DS	1	FE	7	20752	2		.		EXCLUDE
VS	DS	1	FE	7	20791	3		557.14	ND	
VS	DS	1	FE	7	20791	3		557.14	ND	
VS	DS	1	FE	7	20850	4		545.29	ND	
VS	DS	1	FE	7	20850	4		567.10	ND	
VS	DS	1	FE	7	20922	5		468.24	ND	
VS	DS	1	FE	7	20922	5		468.24	ND	
VS	DS	1	FE	7	20965	6		584.95	ND	
VS	DS	1	FE	7	20965	6		584.95	ND	
VS	DS	1	FE	7	20989	7		575.11	ND	
VS	DS	1	FE	7	20989	7		575.11	ND	
VS	DS	1	FE	7	21030	8		605.81	ND	
VS	DS	1	FE	7	21030	8		1332.78	ND	
VS	DS	1	FE	7	21053	9		483.15	ND	
VS	DS	1	FE	7	21053	9		483.15	ND	
VS	DS	1	FE	7	21275	11		476.91	ND	
VS	DS	1	FE	7	21473	12		576.88	ND	
VS	DS	1	FE	7	21505	13		527.79	ND	
VS	DS	1	FE	7	21562	14		610.25	ND	
VS	DS	1	FE	7	21886	15		628.27	ND	
VS	DS	1	FE	7	21967	16		644.55	ND	
VS	DS	1	FE	7	22013	17		511.70	ND	
VS	DS	1	FE	7	22066	18		636.76	ND	
VS	DS	1	FE	7	22144	19		594.36	ND	

Abbreviations Used in Listing:
VS = Long-Term Study, ST = Short-Term Study, Q49 = Selfmonitoring Data Question 49 Part A
NC = Non-Censored, ND = Non-Detect, MC = Mid-Censored, RC = Right-Censored
Sampling Day for Long-Term Study = Weeks 1-9 Summer Sampling and 11-19 Winter Sampling

Appendix K Listing 1

Production-Normalized Loadings Used in Limitations Development Prior to Aggregation of Duplicates and Streams

CAS Number=60712449 Analyte=3,4,6-Trichloroguaiacol Unit=MG/KKG

Source	Subcategory	Option	Stream	Sample Point Number	Sample	Sampling Day	Duplicates	Prod. Norm. Loadings	Measurement Type	SCC Qualifier
VS	BPK	3	ACID	3	20481	1		.		DETECTED
VS	BPK	3	ACID	3	20498	2		40.83	ND	
VS	BPK	3	ACID	3	20515	3		42.69	ND	
VS	BPK	3	ACID	3	20526	4		41.08	ND	
VS	BPK	3	ACID	3	20627	5		39.51	ND	
VS	BPK	3	ACID	3	20668	6	20669	40.70	ND	
VS	BPK	3	ACID	3	20669	6	20668	81.39	ND	
VS	BPK	3	ACID	3	20684	7		36.93	ND	
VS	BPK	3	ACID	3	20880	8		.		EXCLUDE
VS	BPK	3	ACID	3	20776	9		43.08	ND	
VS	BPK	3	ACID	3	21301	11		43.58	ND	
VS	BPK	3	ACID	3	21475	12		42.81	ND	
VS	BPK	3	ACID	3	21535	13		38.82	ND	
VS	BPK	3	ACID	3	21856	14		47.91	ND	
VS	BPK	3	ACID	3	21903	15		31.37	ND	
VS	BPK	3	ACID	3	21944	16	21945	40.07	ND	
VS	BPK	3	ACID	3	21945	16	21944	40.07	ND	
VS	BPK	3	ACID	3	21997	17		36.87	ND	
VS	BPK	3	ACID	3	22035	18		40.40	ND	
VS	BPK	3	ACID	3	22079	19		35.91	ND	
VS	BPK	3	ALK	4	20482	1		19.98	ND	
VS	BPK	3	ALK	4	20499	2		20.35	ND	
VS	BPK	3	ALK	4	20516	3		196.95	ND	
VS	BPK	3	ALK	4	20527	4		38.48	NC	
VS	BPK	3	ALK	4	20628	5	20629	39.18	NC	
VS	BPK	3	ALK	4	20629	5	20628	1962.94	ND	
VS	BPK	3	ALK	4	20670	6		18.66	ND	
VS	BPK	3	ALK	4	20685	7		20.60	NC	
VS	BPK	3	ALK	4	20881	8		.		EXCLUDE
VS	BPK	3	ALK	4	20777	9		20.10	ND	
VS	BPK	3	ALK	4	21302	11		31.97	NC	
VS	BPK	3	ALK	4	21476	12		20.53	ND	
VS	BPK	3	ALK	4	21536	13		19.35	ND	
VS	BPK	3	ALK	4	21857	14		23.77	ND	
VS	BPK	3	ALK	4	21904	15	21905	15.55	ND	
VS	BPK	3	ALK	4	21905	15	21904	15.55	ND	
VS	BPK	3	ALK	4	21946	16		19.83	ND	
VS	BPK	3	ALK	4	21998	17		18.24	ND	
VS	BPK	3	ALK	4	22036	18		24.52	NC	
VS	BPK	3	ALK	4	22080	19		17.82	ND	
VS	BPK	3	FE	8	20486	1		148.41	ND	
VS	BPK	3	FE	8	20486	1		132.51	ND	
VS	BPK	3	FE	8	20504	2		150.40	ND	
VS	BPK	3	FE	8	20504	2		.		EXCLUDE
VS	BPK	3	FE	8	20520	3		162.77	ND	
VS	BPK	3	FE	8	20520	3		162.77	ND	
VS	BPK	3	FE	8	20531	4	20532	154.41	ND	
VS	BPK	3	FE	8	20531	4	20532	185.30	ND	
VS	BPK	3	FE	8	20532	4	20531	154.41	ND	
VS	BPK	3	FE	8	20532	4	20531	302.65	ND	
VS	BPK	3	FE	8	20633	5		229.76	ND	
VS	BPK	3	FE	8	20633	5		160.90	ND	
VS	BPK	3	FE	8	20674	6		145.58	ND	
VS	BPK	3	FE	8	20674	6		145.58	ND	
VS	BPK	3	FE	8	20689	7		4069.14	ND	
VS	BPK	3	FE	8	20689	7		220.13	ND	
VS	BPK	3	FE	8	20891	8		10145.8	ND	
VS	BPK	3	FE	8	20891	8		.		EXCLUDE
VS	BPK	3	FE	8	20781	9		191.79	ND	
VS	BPK	3	FE	8	20781	9		191.79	ND	
VS	BPK	3	FE	8	21306	11		158.88	ND	
VS	BPK	3	FE	8	21481	12		432.02	ND	
VS	BPK	3	FE	8	21540	13		142.64	ND	
VS	BPK	3	FE	8	21861	14	21862	174.19	ND	
VS	BPK	3	FE	8	21862	14	21861	174.19	ND	
VS	BPK	3	FE	8	21909	15		166.41	ND	
VS	BPK	3	FE	8	21950	16		167.85	ND	
VS	BPK	3	FE	8	22002	17		145.17	ND	
VS	BPK	3	FE	8	22041	18		239.65	ND	
VS	BPK	3	FE	8	22084	19		188.81	ND	
VS	BPK	4	ACID	3	20492	1		207.34	ND	
VS	BPK	4	ACID	3	20508	2		.		EXCLUDE
VS	BPK	4	ACID	3	20585	3		28.44	ND	
VS	BPK	4	ACID	3	20637	4		248.66	ND	
VS	BPK	4	ACID	3	20678	5		34.13	ND	
VS	BPK	4	ACID	3	20700	6	20701	38.66	ND	
VS	BPK	4	ACID	3	20701	6	20700	35.04	ND	
VS	BPK	4	ACID	3	20769	7		.		EXCLUDE
VS	BPK	4	ACID	3	20832	8		34.61	ND	
VS	BPK	4	ACID	3	20895	9		25.17	ND	
VS	BPK	4	ACID	3	21257	11		31.45	ND	
VS	BPK	4	ACID	3	21429	12		25.75	ND	
VS	BPK	4	ACID	3	21521	13		25.02	ND	
VS	BPK	4	ACID	3	21584	14		25.05	ND	
VS	BPK	4	ACID	3	21902	15		25.66	ND	
VS	BPK	4	ACID	3	21969	16	21970	27.78	ND	
VS	BPK	4	ACID	3	21970	16	21969	27.78	ND	
VS	BPK	4	ACID	3	22028	17		33.53	ND	
VS	BPK	4	ACID	3	22132	18		26.30	ND	
VS	BPK	4	ACID	3	22164	19		30.06	ND	
VS	BPK	4	ALK	4	20493	1		18.49	ND	

Abbreviations Used in Listing:
VS = Long-Term Study, ST = Short-Term Study, Q49 = Selfmonitoring Data Question 49 Part A
NC = Non-Censored, ND = Non-Detect, MC = Mid-Censored, RC = Right-Censored
Sampling Day for Long-Term Study = Weeks 1-9 Summer Sampling and 11-19 Winter Sampling

Appendix K Listing 1

Production-Normalized Loadings Used in Limitations Development Prior to Aggregation of Duplicates and Streams

CAS Number=60712449 Analyte=3,4,6-Trichloroguaiacol Unit=MG/KKG
(continued)

Source	Subcategory	Option	Stream	Sample Point Number	Sample	Sampling Day	Duplicates	Prod. Norm. Loadings	Measurement Type	SCC Qualifier
VS	BPK	4	ALK	4	20509	2		.		EXCLUDE
VS	BPK	4	ALK	4	20586	3		19.83	ND	
VS	BPK	4	ALK	4	20638	4		169.71	ND	
VS	BPK	4	ALK	4	20679	5		25.15	ND	
VS	BPK	4	ALK	4	20702	6		29.45	ND	
VS	BPK	4	ALK	4	20770	7				EXCLUDE
VS	BPK	4	ALK	4	20833	8		22.57	ND	
VS	BPK	4	ALK	4	20896	9		16.92	ND	
VS	BPK	4	ALK	4	21258	11		35.08	ND	
VS	BPK	4	ALK	4	21430	12		4.68	ND	
VS	BPK	4	ALK	4	21522	13		13.35	ND	
VS	BPK	4	ALK	4	21850	14		14.63	ND	
VS	BPK	4	ALK	4	21913	15		23.03	ND	
VS	BPK	4	ALK	4	21971	16		10.67	ND	
VS	BPK	4	ALK	4	22029	17		14.66	ND	
VS	BPK	4	ALK	4	22133	18		12.54	ND	
VS	BPK	4	ALK	4	22165	19		3.96	ND	
VS	BPK	4	FE	6	20495	1		86.34	ND	
VS	BPK	4	FE	6	20495	1		107.06	ND	
VS	BPK	4	FE	6	20512	2		129.96	ND	
VS	BPK	4	FE	6	20512	2		.		EXCLUDE
VS	BPK	4	FE	6	20588	3		124.00	ND	
VS	BPK	4	FE	6	20588	3		133.19	ND	
VS	BPK	4	FE	6	20640	4	20641	1116.26	ND	
VS	BPK	4	FE	6	20640	4	20641	1116.26	ND	
VS	BPK	4	FE	6	20641	4	20640	1116.26	ND	
VS	BPK	4	FE	6	20641	4	20640	1116.26	ND	
VS	BPK	4	FE	6	20681	5		198.27	ND	
VS	BPK	4	FE	6	20681	5		157.17	ND	
VS	BPK	4	FE	6	20704	6		138.63	ND	
VS	BPK	4	FE	6	20704	6		138.63	ND	
VS	BPK	4	FE	6	20772	7		632.15	ND	
VS	BPK	4	FE	6	20772	7		63.21	ND	
VS	BPK	4	FE	6	20835	8		120.44	ND	
VS	BPK	4	FE	6	20835	8		120.44	ND	
VS	BPK	4	FE	6	20898	9		138.22	ND	
VS	BPK	4	FE	6	20898	9		138.22	ND	
VS	BPK	4	FE	6	21260	11		107.16	ND	
VS	BPK	4	FE	6	21433	12		116.36	ND	
VS	BPK	4	FE	6	21524	13		111.88	ND	
VS	BPK	4	FE	6	21852	14	21853	116.36	ND	
VS	BPK	4	FE	6	21853	14	21852	116.36	ND	
VS	BPK	4	FE	6	21915	15		111.88	ND	
VS	BPK	4	FE	6	21973	16		111.88	ND	
VS	BPK	4	FE	6	22031	17		111.88	ND	
VS	BPK	4	FE	6	22135	18		111.88	ND	
VS	BPK	4	FE	6	22167	19		111.88	ND	
VS	DS	1	ACID	2	20605	1		246.75	ND	
VS	DS	1	ACID	2	20746	2		.		EXCLUDE
VS	DS	1	ACID	2	20786	3		252.92	ND	
VS	DS	1	ACID	2	20845	4		203.24	ND	
VS	DS	1	ACID	2	20910	5		255.18	ND	
VS	DS	1	ACID	2	20946	6	20947	195.01	ND	
VS	DS	1	ACID	2	20947	6	20946	194.98	ND	
VS	DS	1	ACID	2	20981	7		278.80	ND	
VS	DS	1	ACID	2	21025	8		264.80	ND	
VS	DS	1	ACID	2	21047	9		226.65	ND	
VS	DS	1	ACID	2	21270	11		.		
VS	DS	1	ACID	2	21300	12		322.88	ND	
VS	DS	1	ACID	2	21500	13		312.41	ND	
VS	DS	1	ACID	2	21557	14		332.86	ND	
VS	DS	1	ACID	2	21880	15		345.74	ND	
VS	DS	1	ACID	2	21961	16	21962	256.55	ND	
VS	DS	1	ACID	2	21962	16	21961	256.55	ND	
VS	DS	1	ACID	2	22007	17		258.81	ND	
VS	DS	1	ACID	2	22061	18		373.80	ND	
VS	DS	1	ACID	2	22138	19		339.63	ND	
VS	DS	1	ALK	3	20606	1		32.19	ND	
VS	DS	1	ALK	3	20747	2		.		EXCLUDE
VS	DS	1	ALK	3	20787	3		256.84	ND	
VS	DS	1	ALK	3	20846	4		2765.96	ND	
VS	DS	1	ALK	3	20917	5		350.12	ND	
VS	DS	1	ALK	3	20961	6		27.62	ND	
VS	DS	1	ALK	3	20982	7		190.03	ND	
VS	DS	1	ALK	3	21026	8		473.91	ND	
VS	DS	1	ALK	3	21048	9	21049	57.46	ND	
VS	DS	1	ALK	3	21049	9	21048	57.46	ND	
VS	DS	1	ALK	3	21271	11		.		
VS	DS	1	ALK	3	21468	12		310.46	ND	
VS	DS	1	ALK	3	21501	13		20.18	ND	
VS	DS	1	ALK	3	21558	14		343.77	ND	
VS	DS	1	ALK	3	21881	15		300.30	ND	
VS	DS	1	ALK	3	21963	16		23.11	ND	
VS	DS	1	ALK	3	22008	17		231.16	ND	
VS	DS	1	ALK	3	22062	18		24.99	ND	
VS	DS	1	ALK	3	22139	19	22140	28.71	ND	
VS	DS	1	ALK	3	22140	19	22139	28.71	ND	
VS	DS	1	FE	7	20610	1		1267.81	ND	
VS	DS	1	FE	7	20610	1		523.22	ND	
VS	DS	1	FE	7	20752	2		232.07	ND	

Abbreviations Used in Listing:
VS = Long-Term Study, ST = Short-Term Study, Q49 = Selfmonitoring Data Question 49 Part A
NC = Non-Censored, ND = Non-Detect, MC = Mid-Censored, RC = Right-Censored
Sampling Day for Long-Term Study = Weeks 1-9 Summer Sampling and 11-19 Winter Sampling

Appendix K - Listing 1

Production-Normalized Loadings Used in Limitations Development Prior to Aggregation of Duplicates and Streams

CAS Number=60712449 Analyte=3,4,6-Trichloroguaiacol Unit=MG/KKG
(continued)

Source	Subcategory	Option	Stream	Sample Point Number	Sample	Sampling Day	Duplicates	Prod. Norm. Loadings	Measurement Type	SCC Qualifier
VS	DS	1	FE	7	20752	2		.		EXCLUDE
VS	DS	1	FE	7	20791	3		557.14	ND	
VS	DS	1	FE	7	20791	3		557.14	ND	
VS	DS	1	FE	7	20850	4		545.29	ND	
VS	DS	1	FE	7	20850	4		567.10	ND	
VS	DS	1	FE	7	20922	5		468.24	ND	
VS	DS	1	FE	7	20922	5		468.24	ND	
VS	DS	1	FE	7	20965	6		584.95	ND	
VS	DS	1	FE	7	20965	6		584.95	ND	
VS	DS	1	FE	7	20989	7		575.11	ND	
VS	DS	1	FE	7	20989	7		575.11	ND	
VS	DS	1	FE	7	21030	8		605.81	ND	
VS	DS	1	FE	7	21030	8		2641.32	ND	
VS	DS	1	FE	7	21053	9		483.15	ND	
VS	DS	1	FE	7	21053	9		483.15	ND	
VS	DS	1	FE	7	21275	11		476.91	ND	
VS	DS	1	FE	7	21473	12		576.88	ND	
VS	DS	1	FE	7	21505	13		527.79	ND	
VS	DS	1	FE	7	21562	14		610.25	ND	
VS	DS	1	FE	7	21886	15		628.27	ND	
VS	DS	1	FE	7	21967	16		644.55	ND	
VS	DS	1	FE	7	22013	17		511.70	ND	
VS	DS	1	FE	7	22066	18		636.76	ND	
VS	DS	1	FE	7	22144	19		594.36	ND	

CAS Number=87865 Analyte=Pentachlorophenol Unit=MG/KKG

Source	Subcategory	Option	Stream	Sample Point Number	Sample	Sampling Day	Duplicates	Prod. Norm. Loadings	Measurement Type	SCC Qualifier
VS	BPK	3	ACID	3	20481	1		423.13	ND	
VS	BPK	3	ACID	3	20498	2		81.65	ND	
VS	BPK	3	ACID	3	20515	3		86.96	ND	
VS	BPK	3	ACID	3	20526	4		82.16	ND	
VS	BPK	3	ACID	3	20627	5		79.03	ND	
VS	BPK	3	ACID	3	20668	6	20669	82.96	ND	
VS	BPK	3	ACID	3	20669	6	20668	81.39	ND	
VS	BPK	3	ACID	3	20684	7		73.86	ND	
VS	BPK	3	ACID	3	20880	8		80.31	ND	
VS	BPK	3	ACID	3	20776	9		87.60	ND	
VS	BPK	3	ACID	3	21301	11		87.16	ND	
VS	BPK	3	ACID	3	21475	12		85.63	ND	
VS	BPK	3	ACID	3	21535	13		77.64	ND	
VS	BPK	3	ACID	3	21856	14		95.81	ND	
VS	BPK	3	ACID	3	21903	15		62.74	ND	
VS	BPK	3	ACID	3	21944	16	21945	80.14	ND	
VS	BPK	3	ACID	3	21945	16	21944	80.14	ND	
VS	BPK	3	ACID	3	21997	17		73.74	ND	
VS	BPK	3	ACID	3	22035	18		80.80	ND	
VS	BPK	3	ACID	3	22079	19		71.81	ND	
ST1375	BPK	3	ALK	9	16556	3	16557	3.53	ND	
ST1375	BPK	3	ALK	9	16557	3	16556	3.53	ND	
VS	BPK	3	ALK	4	20482	1		39.96	ND	
VS	BPK	3	ALK	4	20499	2		40.70	ND	
VS	BPK	3	ALK	4	20516	3		393.90	ND	
VS	BPK	3	ALK	4	20527	4		40.94	ND	
VS	BPK	3	ALK	4	20628	5	20629	39.26	ND	
VS	BPK	3	ALK	4	20629	5	20628	3925.88	ND	
VS	BPK	3	ALK	4	20670	6		38.09	ND	
VS	BPK	3	ALK	4	20685	7		36.78	ND	
VS	BPK	3	ALK	4	20881	8		38.49	ND	
VS	BPK	3	ALK	4	20777	9		40.21	ND	
VS	BPK	3	ALK	4	21302	11		42.36	ND	
VS	BPK	3	ALK	4	21476	12		41.06	ND	
VS	BPK	3	ALK	4	21536	13		38.69	ND	
VS	BPK	3	ALK	4	21857	14		47.55	ND	
VS	BPK	3	ALK	4	21904	15	21905	31.10	ND	
VS	BPK	3	ALK	4	21905	15	21904	31.10	ND	
VS	BPK	3	ALK	4	21946	16		39.66	ND	
VS	BPK	3	ALK	4	21998	17		36.48	ND	
VS	BPK	3	ALK	4	22036	18		39.07	ND	
VS	BPK	3	ALK	4	22080	19		356.36	ND	
ST1375	BPK	3	FE	13	16554	3		33.04	ND	
VS	BPK	3	FE	8	20486	1		296.82	ND	
VS	BPK	3	FE	8	20486	1		265.02	ND	
VS	BPK	3	FE	8	20504	2		300.80	ND	
VS	BPK	3	FE	8	20504	2		300.80	ND	
VS	BPK	3	FE	8	20520	3		325.54	ND	
VS	BPK	3	FE	8	20520	3		325.54	ND	
VS	BPK	3	FE	8	20531	4	20532	308.83	ND	
VS	BPK	3	FE	8	20531	4	20532	370.59	ND	
VS	BPK	3	FE	8	20532	4	20531	308.83	ND	
VS	BPK	3	FE	8	20532	4	20531	605.30	ND	
VS	BPK	3	FE	8	20633	5		459.52	ND	
VS	BPK	3	FE	8	20633	5		321.80	ND	
VS	BPK	3	FE	8	20674	6		291.16	ND	
VS	BPK	3	FE	8	20674	6		291.16	ND	
VS	BPK	3	FE	8	20689	7		166.77	ND	
VS	BPK	3	FE	8	20689	7		446.94	ND	

Abbreviations Used in Listing:
VS = Long-Term Study, ST = Short-Term Study, Q49 = Selfmonitoring Data Question 49 Part A
NC = Non-Censored, ND = Non-Detect, MC = Mid-Censored, RC = Right-Censored
Sampling Day for Long-Term Study = Weeks 1-9 Summer Sampling and 11-19 Winter Sampling

Appendix K Listing 1

Production-Normalized Loadings Used in Limitations Development Prior to Aggregation of Duplicates and Streams

CAS Number=87865 Analyte=Pentachlorophenol Unit=MG/KKG
(continued)

Source	Subcategory	Option	Stream	Sample Point Number	Sample	Sampling Day	Duplicates	Prod. Norm. Loadings	Measurement Type	SCC Qualifier
VS	BPK	3	FE	8	20891	8		2966.62	ND	
VS	BPK	3	FE	8	20891	8		312.09	ND	
VS	BPK	3	FE	8	20781	9		383.59	ND	
VS	BPK	3	FE	8	20781	9		376.48	ND	
VS	BPK	3	FE	8	21306	11		323.87	ND	
VS	BPK	3	FE	8	21481	12		864.04	ND	
VS	BPK	3	FE	8	21540	13		285.28	ND	
VS	BPK	3	FE	8	21861	14	21862	348.38	ND	
VS	BPK	3	FE	8	21862	14	21861	348.38	ND	
VS	BPK	3	FE	8	21909	15		332.83	ND	
VS	BPK	3	FE	8	21950	16		335.70	ND	
VS	BPK	3	FE	8	22002	17		290.33	ND	
VS	BPK	3	FE	8	22041	18		479.30	ND	
VS	BPK	3	FE	8	22084	19		377.61	ND	
VS	BPK	4	ACID	3	20492	1		414.68	ND	
VS	BPK	4	ACID	3	20508	2		357.88	ND	
VS	BPK	4	ACID	3	20585	3		57.87	ND	
VS	BPK	4	ACID	3	20637	4		497.33	ND	
VS	BPK	4	ACID	3	20678	5		.		DETECTED
VS	BPK	4	ACID	3	20700	6	20701	76.11	ND	
VS	BPK	4	ACID	3	20701	6	20700	68.86	ND	
VS	BPK	4	ACID	3	20769	7		54.09	ND	
VS	BPK	4	ACID	3	20832	8		70.30	ND	
VS	BPK	4	ACID	3	20895	9		50.34	ND	
VS	BPK	4	ACID	3	21257	11		62.89	ND	
VS	BPK	4	ACID	3	21429	12		51.51	ND	
VS	BPK	4	ACID	3	21521	13		50.03	ND	
VS	BPK	4	ACID	3	21584	14		49.24	ND	
VS	BPK	4	ACID	3	21902	15		51.33	ND	
VS	BPK	4	ACID	3	21969	16	21970	55.55	ND	
VS	BPK	4	ACID	3	21970	16	21969	55.55	ND	
VS	BPK	4	ACID	3	22028	17		67.07	ND	
VS	BPK	4	ACID	3	22132	18		52.60	ND	
VS	BPK	4	ACID	3	22164	19		601.12	ND	
VS	BPK	4	ALK	4	20493	1		36.98	ND	
VS	BPK	4	ALK	4	20509	2		182.38	ND	
VS	BPK	4	ALK	4	20586	3		39.67	ND	
VS	BPK	4	ALK	4	20638	4		339.42	ND	
VS	BPK	4	ALK	4	20679	5		50.30	ND	
VS	BPK	4	ALK	4	20702	6		58.90	ND	
VS	BPK	4	ALK	4	20770	7		37.10	ND	
VS	BPK	4	ALK	4	20833	8		45.14	ND	
VS	BPK	4	ALK	4	20896	9		33.83	ND	
VS	BPK	4	ALK	4	21258	11		70.16	ND	
VS	BPK	4	ALK	4	21430	12		9.52	ND	
VS	BPK	4	ALK	4	21522	13		26.70	ND	
VS	BPK	4	ALK	4	21850	14		29.26	ND	
VS	BPK	4	ALK	4	21913	15		46.06	ND	
VS	BPK	4	ALK	4	21971	16		21.34	ND	
VS	BPK	4	ALK	4	22029	17		29.31	ND	
VS	BPK	4	ALK	4	22133	18		25.09	ND	
VS	BPK	4	ALK	4	22165	19		7.92	ND	
VS	BPK	4	FE	6	20495	1		172.68	ND	
VS	BPK	4	FE	6	20495	1		217.58	ND	
VS	BPK	4	FE	6	20512	2		259.50	ND	
VS	BPK	4	FE	6	20512	2		207.60	ND	
VS	BPK	4	FE	6	20588	3		248.00	ND	
VS	BPK	4	FE	6	20588	3		261.78	ND	
VS	BPK	4	FE	6	20640	4	20641	2232.53	ND	
VS	BPK	4	FE	6	20640	4	20641	2232.53	ND	
VS	BPK	4	FE	6	20641	4	20640	2232.53	ND	
VS	BPK	4	FE	6	20641	4	20640	2232.53	ND	
VS	BPK	4	FE	6	20681	5		396.54	ND	
VS	BPK	4	FE	6	20681	5		314.33	ND	
VS	BPK	4	FE	6	20704	6		282.39	ND	
VS	BPK	4	FE	6	20704	6		272.13	ND	
VS	BPK	4	FE	6	20772	7		1264.30	ND	
VS	BPK	4	FE	6	20772	7		126.43	ND	
VS	BPK	4	FE	6	20835	8		236.25	ND	
VS	BPK	4	FE	6	20835	8		240.89	ND	
VS	BPK	4	FE	6	20898	9		276.44	ND	
VS	BPK	4	FE	6	20898	9		276.44	ND	
VS	BPK	4	FE	6	21260	11		210.35	ND	
VS	BPK	4	FE	6	21433	12		228.24	ND	
VS	BPK	4	FE	6	21524	13		223.76	ND	
VS	BPK	4	FE	6	21852	14	21853	232.71	ND	
VS	BPK	4	FE	6	21853	14	21852	237.19	ND	
VS	BPK	4	FE	6	21915	15		223.76	ND	
VS	BPK	4	FE	6	21973	16		223.76	ND	
VS	BPK	4	FE	6	22031	17		223.76	ND	
VS	BPK	4	FE	6	22135	18		223.76	ND	
VS	BPK	4	FE	6	22167	19		223.76	ND	
VS	DS	1	ACID	2	20605	1		493.50	ND	
VS	DS	1	ACID	2	20746	2		511.81	ND	
VS	DS	1	ACID	2	20786	3		505.84	ND	
VS	DS	1	ACID	2	20845	4		406.48	ND	
VS	DS	1	ACID	2	20910	5		510.35	ND	
VS	DS	1	ACID	2	20946	6	20947	390.02	ND	
VS	DS	1	ACID	2	20947	6	20946	389.97	ND	
VS	DS	1	ACID	2	20981	7		547.99	ND	

Abbreviations Used in Listing:
VS = Long-Term Study, ST = Short-Term Study, Q49 = Selfmonitoring Data Question 49 Part A
NC = Non-Censored, ND = Non-Detect, MC = Mid-Censored, RC = Right-Censored
Sampling Day for Long-Term Study = Weeks 1-9 Summer Sampling and 11-19 Winter Sampling

Appendix K - Listing 1

Production-Normalized Loadings Used in Limitations Development Prior to Aggregation of Duplicates and Streams

CAS Number=87865 Analyte=Pentachlorophenol Unit=MG/KKG
(continued)

Source	Subcategory	Option	Stream	Sample Point Number	Sample	Sampling Day	Duplicates	Prod. Norm. Loadings	Measurement Type	SCC Qualifier
VS	DS	1	ACID	2	21025	8		529.60	ND	
VS	DS	1	ACID	2	21047	9		453.30	ND	
VS	DS	1	ACID	2	21270	11		.		
VS	DS	1	ACID	2	21300	12		645.77	ND	
VS	DS	1	ACID	2	21500	13		624.81	ND	
VS	DS	1	ACID	2	21557	14		665.73	ND	
VS	DS	1	ACID	2	21880	15		691.49	ND	
VS	DS	1	ACID	2	21961	16	21962	513.10	ND	
VS	DS	1	ACID	2	21962	16	21961	513.10	ND	
VS	DS	1	ACID	2	22007	17		517.63	ND	
VS	DS	1	ACID	2	22061	18		747.60	ND	
VS	DS	1	ACID	2	22138	19		679.27	ND	
VS	DS	1	ALK	3	20606	1		302.34	ND	
VS	DS	1	ALK	3	20747	2		402.05	ND	
VS	DS	1	ALK	3	20787	3		513.68	ND	
VS	DS	1	ALK	3	20846	4		5531.91	ND	
VS	DS	1	ALK	3	20917	5		763.09	ND	
VS	DS	1	ALK	3	20961	6		55.25	ND	
VS	DS	1	ALK	3	20982	7		380.07	ND	
VS	DS	1	ALK	3	21026	8		863.90	ND	
VS	DS	1	ALK	3	21048	9	21049	114.91	ND	
VS	DS	1	ALK	3	21049	9	21048	114.91	ND	
VS	DS	1	ALK	3	21271	11		.		
VS	DS	1	ALK	3	21468	12		620.93	ND	
VS	DS	1	ALK	3	21501	13		40.36	ND	
VS	DS	1	ALK	3	21558	14		687.54	ND	
VS	DS	1	ALK	3	21881	15		600.61	ND	
VS	DS	1	ALK	3	21963	16		46.22	ND	
VS	DS	1	ALK	3	22008	17		462.31	ND	
VS	DS	1	ALK	3	22062	18		49.98	ND	
VS	DS	1	ALK	3	22139	19	22140	2296.57	ND	
VS	DS	1	ALK	3	22140	19	22139	574.14	ND	
VS	DS	1	FE	7	20610	1		2535.61	ND	
VS	DS	1	FE	7	20610	1		1026.32	ND	
VS	DS	1	FE	7	20752	2		464.14	ND	
VS	DS	1	FE	7	20752	2		408.57	ND	
VS	DS	1	FE	7	20791	3		1114.29	ND	
VS	DS	1	FE	7	20791	3		1114.29	ND	
VS	DS	1	FE	7	20850	4		1090.58	ND	
VS	DS	1	FE	7	20850	4		1112.39	ND	
VS	DS	1	FE	7	20922	5		936.47	ND	
VS	DS	1	FE	7	20922	5		936.47	ND	
VS	DS	1	FE	7	20965	6		1169.90	ND	
VS	DS	1	FE	7	20965	6		1169.90	ND	
VS	DS	1	FE	7	20989	7		1170.77	ND	
VS	DS	1	FE	7	20989	7		1150.23	ND	
VS	DS	1	FE	7	21030	8		1211.62	ND	
VS	DS	1	FE	7	21030	8		1211.62	ND	
VS	DS	1	FE	7	21053	9		966.30	ND	
VS	DS	1	FE	7	21053	9		966.30	ND	
VS	DS	1	FE	7	21275	11		953.82	ND	
VS	DS	1	FE	7	21473	12		1131.58	ND	
VS	DS	1	FE	7	21505	13		1055.58	ND	
VS	DS	1	FE	7	21562	14		1220.50	ND	
VS	DS	1	FE	7	21886	15		1256.53	ND	
VS	DS	1	FE	7	21967	16		1289.11	ND	
VS	DS	1	FE	7	22013	17		1023.40	ND	
VS	DS	1	FE	7	22066	18		1273.53	ND	
VS	DS	1	FE	7	22144	19		1188.72	ND	

CAS Number=88062 Analyte=2,4,6-Trichlorophenol Unit=MG/KKG

Source	Subcategory	Option	Stream	Sample Point Number	Sample	Sampling Day	Duplicates	Prod. Norm. Loadings	Measurement Type	SCC Qualifier
ST1375	BPK	3	ACID	8	16555	3		10.60	ND	
VS	BPK	3	ACID	3	20481	1		1796.61	NC	
VS	BPK	3	ACID	3	20498	2		40.83	ND	
VS	BPK	3	ACID	3	20515	3		600.80	NC	
VS	BPK	3	ACID	3	20526	4		1301.46	NC	
VS	BPK	3	ACID	3	20627	5		1003.65	NC	
VS	BPK	3	ACID	3	20668	6	20669	735.68	NC	
VS	BPK	3	ACID	3	20669	6	20668	673.06	NC	
VS	BPK	3	ACID	3	20684	7		1435.99	NC	
VS	BPK	3	ACID	3	20880	8		459.51	RC	>
VS	BPK	3	ACID	3	20776	9		646.21	NC	
VS	BPK	3	ACID	3	21301	11		534.25	NC	
VS	BPK	3	ACID	3	21475	12		396.42	NC	
VS	BPK	3	ACID	3	21535	13		776.44	NC	
VS	BPK	3	ACID	3	21856	14		728.18	NC	
VS	BPK	3	ACID	3	21903	15		527.00	NC	
VS	BPK	3	ACID	3	21944	16	21945	471.22	NC	
VS	BPK	3	ACID	3	21945	16	21944	506.48	NC	
VS	BPK	3	ACID	3	21997	17		722.61	NC	
VS	BPK	3	ACID	3	22035	18		626.16	NC	
VS	BPK	3	ACID	3	22079	19		617.58	NC	
ST1375	BPK	3	ALK	9	16556	3	16557	3.53	ND	
ST1375	BPK	3	ALK	9	16557	3	16556	3.53	ND	
VS	BPK	3	ALK	4	20482	1		659.05	NC	

Abbreviations Used in Listing:
VS = Long-Term Study, ST = Short-Term Study, Q49 = Selfmonitoring Data Question 49 Part A
NC = Non-Censored, ND = Non-Detect, MC = Mid-Censored, RC = Right-Censored
Sampling Day for Long-Term Study = Weeks 1-9 Summer Sampling and 11-19 Winter Sampling

Appendix K - Listing 1

Production-Normalized Loadings Used in Limitations Development Prior to Aggregation of Duplicates and Streams

CAS Number=88062 Analyte=2,4,6-Trichlorophenol Unit=MG/KKG
(continued)

Source	Subcategory	Option	Stream	Sample Point Number	Sample	Sampling Day	Duplicates	Prod. Norm. Loadings	Measurement Type	SCC Qualifier
VS	BPK	3	ALK	4	20499	2		20.35	ND	
VS	BPK	3	ALK	4	20516	3		354.51	NC	
VS	BPK	3	ALK	4	20527	4		680.94	NC	
VS	BPK	3	ALK	4	20628	5	20629	19.63	ND	
VS	BPK	3	ALK	4	20629	5	20628	1962.94	ND	
VS	BPK	3	ALK	4	20670	6		400.35	RC	>
VS	BPK	3	ALK	4	20685	7		568.81	NC	
VS	BPK	3	ALK	4	20881	8		252.85	RC	>
VS	BPK	3	ALK	4	20777	9		373.36	NC	
VS	BPK	3	ALK	4	21302	11		355.66	NC	
VS	BPK	3	ALK	4	21476	12		181.63	NC	
VS	BPK	3	ALK	4	21536	13		371.45	NC	
VS	BPK	3	ALK	4	21857	14		389.90	NC	
VS	BPK	3	ALK	4	21904	15	21905	279.93	NC	
VS	BPK	3	ALK	4	21905	15	21904	279.93	NC	
VS	BPK	3	ALK	4	21946	16		388.69	NC	
VS	BPK	3	ALK	4	21998	17		437.76	NC	
VS	BPK	3	ALK	4	22036	18		330.22	NC	
VS	BPK	3	ALK	4	22080	19		392.00	NC	
ST1375	BPK	3	FE	13	16554	3		31.06	ND	
VS	BPK	3	FE	8	20486	1		477.04	NC	
VS	BPK	3	FE	8	20486	1		526.86	NC	
VS	BPK	3	FE	8	20504	2		252.67	NC	
VS	BPK	3	FE	8	20504	2		150.40	ND	
VS	BPK	3	FE	8	20520	3		358.09	NC	
VS	BPK	3	FE	8	20520	3		410.18	NC	
VS	BPK	3	FE	8	20531	4	20532	154.41	ND	
VS	BPK	3	FE	8	20531	4	20532	315.00	NC	
VS	BPK	3	FE	8	20532	4	20531	352.06	NC	
VS	BPK	3	FE	8	20532	4	20531	494.12	NC	
VS	BPK	3	FE	8	20633	5		276.74	NC	
VS	BPK	3	FE	8	20633	5		.		DETECTED
VS	BPK	3	FE	8	20674	6		256.23	NC	
VS	BPK	3	FE	8	20674	6		267.87	NC	
VS	BPK	3	FE	8	20689	7		.		DETECTED
VS	BPK	3	FE	8	20689	7		620.38	NC	
VS	BPK	3	FE	8	20891	8		10145.8	ND	
VS	BPK	3	FE	8	20891	8		158.42	RC	>
VS	BPK	3	FE	8	20781	9		277.03	NC	
VS	BPK	3	FE	8	20781	9		291.24	NC	
VS	BPK	3	FE	8	21306	11		158.88	ND	
VS	BPK	3	FE	8	21481	12		432.02	ND	
VS	BPK	3	FE	8	21540	13		142.64	ND	
VS	BPK	3	FE	8	21861	14	21862	174.19	ND	
VS	BPK	3	FE	8	21862	14	21861	174.19	ND	
VS	BPK	3	FE	8	21909	15		166.41	ND	
VS	BPK	3	FE	8	21950	16		167.85	ND	
VS	BPK	3	FE	8	22002	17		145.17	ND	
VS	BPK	3	FE	8	22041	18		239.65	ND	
VS	BPK	3	FE	8	22084	19		188.81	ND	
VS	BPK	4	ACID	3	20492	1		207.34	ND	
VS	BPK	4	ACID	3	20508	2		25.56	ND	
VS	BPK	4	ACID	3	20585	3		28.44	ND	
VS	BPK	4	ACID	3	20637	4		248.66	ND	
VS	BPK	4	ACID	3	20678	5		34.19	ND	
VS	BPK	4	ACID	3	20700	6	20701	38.66	ND	
VS	BPK	4	ACID	3	20701	6	20700	35.04	ND	
VS	BPK	4	ACID	3	20769	7		.		EXCLUDE
VS	BPK	4	ACID	3	20832	8		34.61	ND	
VS	BPK	4	ACID	3	20895	9		25.17	ND	
VS	BPK	4	ACID	3	21257	11		31.45	ND	
VS	BPK	4	ACID	3	21429	12		25.75	ND	
VS	BPK	4	ACID	3	21521	13		25.02	ND	
VS	BPK	4	ACID	3	21584	14		104.53	NC	
VS	BPK	4	ACID	3	21902	15		25.66	ND	
VS	BPK	4	ACID	3	21969	16	21970	27.78	ND	
VS	BPK	4	ACID	3	21970	16	21969	27.78	ND	
VS	BPK	4	ACID	3	22028	17		33.53	ND	
VS	BPK	4	ACID	3	22132	18		26.30	ND	
VS	BPK	4	ACID	3	22164	19		30.06	ND	
VS	BPK	4	ALK	4	20493	1		18.49	ND	
VS	BPK	4	ALK	4	20509	2		16.28	ND	
VS	BPK	4	ALK	4	20586	3		19.83	ND	
VS	BPK	4	ALK	4	20638	4		169.71	ND	
VS	BPK	4	ALK	4	20679	5		25.19	ND	
VS	BPK	4	ALK	4	20702	6		29.45	ND	
VS	BPK	4	ALK	4	20770	7		.		EXCLUDE
VS	BPK	4	ALK	4	20833	8		22.57	ND	
VS	BPK	4	ALK	4	20896	9		16.92	ND	
VS	BPK	4	ALK	4	21258	11		35.08	ND	
VS	BPK	4	ALK	4	21430	12		4.68	ND	
VS	BPK	4	ALK	4	21522	13		13.35	ND	
VS	BPK	4	ALK	4	21850	14		14.63	ND	
VS	BPK	4	ALK	4	21913	15		23.03	ND	
VS	BPK	4	ALK	4	21971	16		10.67	ND	
VS	BPK	4	ALK	4	22029	17		14.66	ND	
VS	BPK	4	ALK	4	22133	18		12.54	ND	
VS	BPK	4	ALK	4	22165	19		3.96	ND	
VS	BPK	4	FE	6	20495	1		86.34	ND	
VS	BPK	4	FE	6	20495	1		107.06	ND	

Abbreviations Used in Listing:
VS = Long-Term Study, ST = Short-Term Study, Q49 = Selfmonitoring Data Question 49 Part A
NC = Non-Censored, ND = Non-Detect, MC = Mid-Censored, RC = Right-Censored
Sampling Day for Long-Term Study = Weeks 1-9 Summer Sampling and 11-19 Winter Sampling

Appendix K - Listing 1

Production-Normalized Loadings Used in Limitations Development Prior to Aggregation of Duplicates and Streams

CAS Number=88062 Analyte=2,4,6-Trichlorophenol Unit=MG/KKG
(continued)

Source	Subcategory	Option	Stream	Sample Point Number	Sample	Sampling Day	Duplicates	Prod. Norm. Loadings	Measurement Type	SCC Qualifier
VS	BPK	4	FE	6	20512	2		129.96	ND	
VS	BPK	4	FE	6	20512	2		215.90	ND	
VS	BPK	4	FE	6	20588	3		124.00	ND	
VS	BPK	4	FE	6	20588	3		133.19	ND	
VS	BPK	4	FE	6	20640	4	20641	1116.26	ND	
VS	BPK	4	FE	6	20640	4	20641	1116.26	ND	
VS	BPK	4	FE	6	20641	4	20640	1116.26	ND	
VS	BPK	4	FE	6	20641	4	20640	1116.26	ND	
VS	BPK	4	FE	6	20681	5		197.98	ND	
VS	BPK	4	FE	6	20681	5		157.46	ND	
VS	BPK	4	FE	6	20704	6		138.63	ND	
VS	BPK	4	FE	6	20704	6		138.63	ND	
VS	BPK	4	FE	6	20772	7		632.15	ND	
VS	BPK	4	FE	6	20772	7		63.21	ND	
VS	BPK	4	FE	6	20835	8		120.44	ND	
VS	BPK	4	FE	6	20835	8		120.44	ND	
VS	BPK	4	FE	6	20898	9		138.22	ND	
VS	BPK	4	FE	6	20898	9		138.22	ND	
VS	BPK	4	FE	6	21260	11		107.16	ND	
VS	BPK	4	FE	6	21433	12		116.36	ND	
VS	BPK	4	FE	6	21524	13		111.88	ND	
VS	BPK	4	FE	6	21852	14	21853	120.83	NC	
VS	BPK	4	FE	6	21853	14	21852	120.83	RC	>
VS	BPK	4	FE	6	21915	15		111.88	ND	
VS	BPK	4	FE	6	21973	16		111.88	ND	
VS	BPK	4	FE	6	22031	17		111.88	ND	
VS	BPK	4	FE	6	22135	18		111.88	ND	
VS	BPK	4	FE	6	22167	19		111.88	ND	
VS	DS	1	ACID	2	20605	1		246.75	ND	
VS	DS	1	ACID	2	20746	2		.		EXCLUDE
VS	DS	1	ACID	2	20786	3		252.92	ND	
VS	DS	1	ACID	2	20845	4		203.24	ND	
VS	DS	1	ACID	2	20910	5		945.18	NC	
VS	DS	1	ACID	2	20946	6	20947	608.42	NC	
VS	DS	1	ACID	2	20947	6	20946	522.56	NC	
VS	DS	1	ACID	2	20981	7		278.80	ND	
VS	DS	1	ACID	2	21025	8		264.80	ND	
VS	DS	1	ACID	2	21047	9		1087.93	NC	
VS	DS	1	ACID	2	21270	11		.		
VS	DS	1	ACID	2	21300	12		400.38	NC	
VS	DS	1	ACID	2	21500	13		312.41	ND	
VS	DS	1	ACID	2	21557	14		332.86	ND	
VS	DS	1	ACID	2	21880	15		345.74	ND	
VS	DS	1	ACID	2	21961	16	21962	256.55	ND	
VS	DS	1	ACID	2	21962	16	21961	256.55	ND	
VS	DS	1	ACID	2	22007	17		258.81	ND	
VS	DS	1	ACID	2	22061	18		373.80	ND	
VS	DS	1	ACID	2	22138	19		339.63	ND	
VS	DS	1	ALK	3	20606	1		32.19	ND	
VS	DS	1	ALK	3	20747	2		.		EXCLUDE
VS	DS	1	ALK	3	20787	3		256.84	ND	
VS	DS	1	ALK	3	20846	4		2765.96	ND	
VS	DS	1	ALK	3	20917	5		.		DETECTED
VS	DS	1	ALK	3	20961	6		27.62	ND	
VS	DS	1	ALK	3	20982	7		190.03	ND	
VS	DS	1	ALK	3	21026	8		.		DETECTED
VS	DS	1	ALK	3	21048	9	21049	57.46	ND	
VS	DS	1	ALK	3	21049	9	21048	.		DETECTED
VS	DS	1	ALK	3	21271	11		.		
VS	DS	1	ALK	3	21468	12		310.46	ND	
VS	DS	1	ALK	3	21501	13		20.18	ND	
VS	DS	1	ALK	3	21558	14		343.77	ND	
VS	DS	1	ALK	3	21881	15		300.30	ND	
VS	DS	1	ALK	3	21963	16		23.11	ND	
VS	DS	1	ALK	3	22008	17		231.16	ND	
VS	DS	1	ALK	3	22062	18		24.99	ND	
VS	DS	1	ALK	3	22139	19	22140	28.71	ND	
VS	DS	1	ALK	3	22140	19	22139	28.71	ND	
VS	DS	1	FE	7	20610	1		1267.81	ND	
VS	DS	1	FE	7	20610	1		523.22	ND	
VS	DS	1	FE	7	20752	2		346.47	NC	
VS	DS	1	FE	7	20752	2		.		EXCLUDE
VS	DS	1	FE	7	20791	3		557.14	ND	
VS	DS	1	FE	7	20791	3		557.14	ND	
VS	DS	1	FE	7	20850	4		545.29	ND	
VS	DS	1	FE	7	20850	4		567.10	ND	
VS	DS	1	FE	7	20922	5		854.06	NC	
VS	DS	1	FE	7	20922	5		902.76	NC	
VS	DS	1	FE	7	20965	6		725.34	NC	
VS	DS	1	FE	7	20965	6		678.54	NC	
VS	DS	1	FE	7	20989	7		575.11	ND	
VS	DS	1	FE	7	20989	7		575.11	ND	
VS	DS	1	FE	7	21030	8		605.81	ND	
VS	DS	1	FE	7	21030	8		1332.78	ND	
VS	DS	1	FE	7	21053	9		1623.39	NC	
VS	DS	1	FE	7	21053	9		1739.35	NC	
VS	DS	1	FE	7	21275	11		476.91	ND	
VS	DS	1	FE	7	21473	12		576.88	ND	
VS	DS	1	FE	7	21505	13		527.79	ND	
VS	DS	1	FE	7	21562	14		610.25	ND	

Abbreviations Used in Listing:
VS = Long-Term Study, ST = Short-Term Study, Q49 = Selfmonitoring Data Question 49 Part A
NC = Non-Censored, ND = Non-Detect, MC = Mid-Censored, RC = Right-Censored
Sampling Day for Long-Term Study = Weeks 1-9 Summer Sampling and 11-19 Winter Sampling

Appendix K Listing 1

Production-Normalized Loadings Used in Limitations Development Prior to Aggregation of Duplicates and Streams

CAS Number=88062 Analyte=2,4,6-Trichlorophenol Unit=MG/KKG
(continued)

Source	Subcategory	Option	Stream	Sample Point Number	Sample	Sampling Day	Duplicates	Prod. Norm. Loadings	Measurement Type	SCC Qualifier
VS	DS	1	FE	7	21886	15		628.27	ND	
VS	DS	1	FE	7	21967	16		644.55	ND	
VS	DS	1	FE	7	22013	17		511.70	ND	
VS	DS	1	FE	7	22066	18		636.76	ND	
VS	DS	1	FE	7	22144	19		594.36	ND	

CAS Number=95954 Analyte=2,4,5-Trichlorophenol Unit=MG/KKG

Source	Subcategory	Option	Stream	Sample Point Number	Sample	Sampling Day	Duplicates	Prod. Norm. Loadings	Measurement Type	SCC Qualifier
ST1375	BPK	3	ACID	8	16555	3		10.60	ND	
VS	BPK	3	ACID	3	20481	1		210.76	ND	
VS	BPK	3	ACID	3	20498	2		40.83	ND	
VS	BPK	3	ACID	3	20515	3		42.69	ND	
VS	BPK	3	ACID	3	20526	4		41.08	ND	
VS	BPK	3	ACID	3	20627	5		39.51	ND	
VS	BPK	3	ACID	3	20668	6	20669	40.70	ND	
VS	BPK	3	ACID	3	20669	6	20668	40.70	ND	
VS	BPK	3	ACID	3	20684	7		36.93	ND	
VS	BPK	3	ACID	3	20880	8		.		EXCLUDE
VS	BPK	3	ACID	3	20776	9		43.08	ND	
VS	BPK	3	ACID	3	21301	11		43.58	ND	
VS	BPK	3	ACID	3	21475	12		42.81	ND	
VS	BPK	3	ACID	3	21535	13		38.82	ND	
VS	BPK	3	ACID	3	21856	14		47.91	ND	
VS	BPK	3	ACID	3	21903	15		31.37	ND	
VS	BPK	3	ACID	3	21944	16	21945	40.07	ND	
VS	BPK	3	ACID	3	21945	16	21944	40.07	ND	
VS	BPK	3	ACID	3	21997	17		36.87	ND	
VS	BPK	3	ACID	3	22035	18		40.40	ND	
VS	BPK	3	ACID	3	22079	19		35.91	ND	
ST1375	BPK	3	ALK	9	16556	3	16557	3.53	ND	
ST1375	BPK	3	ALK	9	16557	3	16556	3.53	ND	
VS	BPK	3	ALK	4	20482	1		19.98	ND	
VS	BPK	3	ALK	4	20499	2		20.35	ND	
VS	BPK	3	ALK	4	20516	3		196.95	ND	
VS	BPK	3	ALK	4	20527	4		20.47	ND	
VS	BPK	3	ALK	4	20628	5	20629	19.63	ND	
VS	BPK	3	ALK	4	20629	5	20628	1962.94	ND	
VS	BPK	3	ALK	4	20670	6		18.66	ND	
VS	BPK	3	ALK	4	20685	7		18.39	ND	
VS	BPK	3	ALK	4	20881	8				EXCLUDE
VS	BPK	3	ALK	4	20777	9		20.10	ND	
VS	BPK	3	ALK	4	21302	11		20.78	ND	
VS	BPK	3	ALK	4	21476	12		20.53	ND	
VS	BPK	3	ALK	4	21536	13		19.35	ND	
VS	BPK	3	ALK	4	21857	14		23.77	ND	
VS	BPK	3	ALK	4	21904	15	21905	15.55	ND	
VS	BPK	3	ALK	4	21905	15	21904	15.55	ND	
VS	BPK	3	ALK	4	21946	16		19.83	ND	
VS	BPK	3	ALK	4	21998	17		18.24	ND	
VS	BPK	3	ALK	4	22036	18		19.92	ND	
VS	BPK	3	ALK	4	22080	19		17.82	ND	
ST1375	BPK	3	FE	13	16554	3		33.04	ND	
VS	BPK	3	FE	8	20486	1		148.41	ND	
VS	BPK	3	FE	8	20486	1		132.51	ND	
VS	BPK	3	FE	8	20504	2		150.40	ND	
VS	BPK	3	FE	8	20504	2		150.40	ND	
VS	BPK	3	FE	8	20520	3		162.77	ND	
VS	BPK	3	FE	8	20520	3		162.77	ND	
VS	BPK	3	FE	8	20531	4	20532	154.41	ND	
VS	BPK	3	FE	8	20531	4	20532	185.30	ND	
VS	BPK	3	FE	8	20532	4	20531	154.41	ND	
VS	BPK	3	FE	8	20532	4	20531	302.65	ND	
VS	BPK	3	FE	8	20633	5		229.76	ND	
VS	BPK	3	FE	8	20633	5		160.90	ND	
VS	BPK	3	FE	8	20674	6		145.58	ND	
VS	BPK	3	FE	8	20674	6		145.58	ND	
VS	BPK	3	FE	8	20689	7		4069.14	ND	
VS	BPK	3	FE	8	20689	7		220.13	ND	
VS	BPK	3	FE	8	20891	8		10145.8	ND	
VS	BPK	3	FE	8	20891	8		.		EXCLUDE
VS	BPK	3	FE	8	20781	9		191.79	ND	
VS	BPK	3	FE	8	20781	9		191.79	ND	
VS	BPK	3	FE	8	21306	11		158.88	ND	
VS	BPK	3	FE	8	21481	12		432.02	ND	
VS	BPK	3	FE	8	21540	13		142.64	ND	
VS	BPK	3	FE	8	21861	14	21862	174.19	ND	
VS	BPK	3	FE	8	21862	14	21861	174.19	ND	
VS	BPK	3	FE	8	21909	15		166.41	ND	
VS	BPK	3	FE	8	21950	16		167.85	ND	
VS	BPK	3	FE	8	22002	17		145.17	ND	
VS	BPK	3	FE	8	22041	18		239.65	ND	
VS	BPK	3	FE	8	22084	19		188.81	ND	
VS	BPK	4	ACID	3	20492	1		207.34	ND	
VS	BPK	4	ACID	3	20508	2		25.56	ND	
VS	BPK	4	ACID	3	20585	3		28.44	ND	
VS	BPK	4	ACID	3	20637	4		248.66	ND	

Abbreviations Used in Listing:
VS = Long-Term Study, ST = Short-Term Study, Q49 = Selfmonitoring Data Question 49 Part A
NC = Non-Censored, ND = Non-Detect, MC = Mid-Censored, RC = Right-Censored
Sampling Day for Long-Term Study = Weeks 1-9 Summer Sampling and 11-19 Winter Sampling

Appendix K - Listing 1

Production-Normalized Loadings Used in Limitations Development Prior to Aggregation of Duplicates and Streams

CAS Number=95954 Analyte=2,4,5-Trichlorophenol Unit=MG/KKG
(continued)

Source	Subcategory	Option	Stream	Sample Point Number	Sample	Sampling Day	Duplicates	Prod. Norm. Loadings	Measurement Type	SCC Qualifier
VS	BPK	4	ACID	3	20678	5		34.19	ND	
VS	BPK	4	ACID	3	20700	6	20701	38.66	ND	
VS	BPK	4	ACID	3	20701	6	20700	35.04	ND	
VS	BPK	4	ACID	3	20769	7		.		EXCLUDE
VS	BPK	4	ACID	3	20832	8		34.61	ND	
VS	BPK	4	ACID	3	20895	9		25.17	ND	
VS	BPK	4	ACID	3	21257	11		31.45	ND	
VS	BPK	4	ACID	3	21429	12		25.75	ND	
VS	BPK	4	ACID	3	21521	13		25.02	ND	
VS	BPK	4	ACID	3	21584	14		25.05	ND	
VS	BPK	4	ACID	3	21902	15		25.66	ND	
VS	BPK	4	ACID	3	21969	16	21970	27.78	ND	
VS	BPK	4	ACID	3	21970	16	21969	27.78	ND	
VS	BPK	4	ACID	3	22028	17		33.53	ND	
VS	BPK	4	ACID	3	22132	18		26.30	ND	
VS	BPK	4	ACID	3	22164	19		30.06	ND	
VS	BPK	4	ALK	4	20493	1		18.49	ND	
VS	BPK	4	ALK	4	20509	2		16.28	ND	
VS	BPK	4	ALK	4	20586	3		19.83	ND	
VS	BPK	4	ALK	4	20638	4		169.71	ND	
VS	BPK	4	ALK	4	20679	5		25.19	ND	
VS	BPK	4	ALK	4	20702	6		29.45	ND	
VS	BPK	4	ALK	4	20770	7		.		EXCLUDE
VS	BPK	4	ALK	4	20833	8		22.57	ND	
VS	BPK	4	ALK	4	20896	9		16.92	ND	
VS	BPK	4	ALK	4	21258	11		35.08	ND	
VS	BPK	4	ALK	4	21430	12		4.68	ND	
VS	BPK	4	ALK	4	21522	13		13.35	ND	
VS	BPK	4	ALK	4	21850	14		14.63	ND	
VS	BPK	4	ALK	4	21913	15		23.03	ND	
VS	BPK	4	ALK	4	21971	16		10.67	ND	
VS	BPK	4	ALK	4	22029	17		14.66	ND	
VS	BPK	4	ALK	4	22133	18		12.54	ND	
VS	BPK	4	ALK	4	22165	19		3.96	ND	
VS	BPK	4	FE	6	20495	1		86.34	ND	
VS	BPK	4	FE	6	20495	1		107.06	ND	
VS	BPK	4	FE	6	20512	2		129.96	ND	
VS	BPK	4	FE	6	20512	2		215.90	ND	
VS	BPK	4	FE	6	20588	3		124.00	ND	
VS	BPK	4	FE	6	20588	3		133.19	ND	
VS	BPK	4	FE	6	20640	4	20641	1116.26	ND	
VS	BPK	4	FE	6	20640	4	20641	1116.26	ND	
VS	BPK	4	FE	6	20641	4	20640	1116.26	ND	
VS	BPK	4	FE	6	20641	4	20640	1116.26	ND	
VS	BPK	4	FE	6	20681	5		197.98	ND	
VS	BPK	4	FE	6	20681	5		157.46	ND	
VS	BPK	4	FE	6	20704	6		138.63	ND	
VS	BPK	4	FE	6	20704	6		138.63	ND	
VS	BPK	4	FE	6	20772	7		632.15	ND	
VS	BPK	4	FE	6	20772	7		63.21	ND	
VS	BPK	4	FE	6	20835	8		120.44	ND	
VS	BPK	4	FE	6	20835	8		120.44	ND	
VS	BPK	4	FE	6	20898	9		138.22	ND	
VS	BPK	4	FE	6	20898	9		138.22	ND	
VS	BPK	4	FE	6	21260	11		107.16	ND	
VS	BPK	4	FE	6	21433	12		116.36	ND	
VS	BPK	4	FE	6	21524	13		111.88	ND	
VS	BPK	4	FE	6	21852	14	21853	116.36	ND	
VS	BPK	4	FE	6	21853	14	21852	116.36	ND	
VS	BPK	4	FE	6	21915	15		111.88	ND	
VS	BPK	4	FE	6	21973	16		111.88	ND	
VS	BPK	4	FE	6	22031	17		111.88	ND	
VS	BPK	4	FE	6	22135	18		111.88	ND	
VS	BPK	4	FE	6	22167	19		111.88	ND	
VS	DS	1	ACID	2	20605	1		246.75	ND	
VS	DS	1	ACID	2	20746	2		.		EXCLUDE
VS	DS	1	ACID	2	20786	3		252.92	ND	
VS	DS	1	ACID	2	20845	4		203.24	ND	
VS	DS	1	ACID	2	20910	5		255.18	ND	
VS	DS	1	ACID	2	20946	6	20947	195.01	ND	
VS	DS	1	ACID	2	20947	6	20946	194.98	ND	
VS	DS	1	ACID	2	20981	7		278.80	ND	
VS	DS	1	ACID	2	21025	8		264.80	ND	
VS	DS	1	ACID	2	21047	9		226.65	ND	
VS	DS	1	ACID	2	21270	11		.		
VS	DS	1	ACID	2	21300	12		322.88	ND	
VS	DS	1	ACID	2	21500	13		312.41	ND	
VS	DS	1	ACID	2	21557	14		332.86	ND	
VS	DS	1	ACID	2	21880	15		345.74	ND	
VS	DS	1	ACID	2	21961	16	21962	256.55	ND	
VS	DS	1	ACID	2	21962	16	21961	256.55	ND	
VS	DS	1	ACID	2	22007	17		258.81	ND	
VS	DS	1	ACID	2	22061	18		373.80	ND	
VS	DS	1	ACID	2	22138	19		339.63	ND	
VS	DS	1	ALK	3	20606	1		32.19	ND	
VS	DS	1	ALK	3	20747	2		.		EXCLUDE
VS	DS	1	ALK	3	20787	3		256.84	ND	
VS	DS	1	ALK	3	20846	4		2765.96	ND	
VS	DS	1	ALK	3	20917	5		175.06	ND	
VS	DS	1	ALK	3	20961	6		27.62	ND	

Abbreviations Used in Listing:
VS = Long-Term Study, ST = Short-Term Study, Q49 = Selfmonitoring Data Question 49 Part A
NC = Non-Censored, ND = Non-Detect, MC = Mid-Censored, RC = Right-Censored
Sampling Day for Long-Term Study = Weeks 1-9 Summer Sampling and 11-19 Winter Sampling

Appendix K Listing 1

Production-Normalized Loadings Used in Limitations Development Prior to Aggregation of Duplicates and Streams

CAS Number=95954 Analyte=2,4,5-Trichlorophenol Unit=MG/KKG
(continued)

Source	Subcategory	Option	Stream	Sample Point Number	Sample	Sampling Day	Duplicates	Prod. Norm. Loadings	Measurement Type	SCC Qualifier
VS	DS	1	ALK	3	20982	7		190.03	ND	
VS	DS	1	ALK	3	21026	8		236.95	ND	
VS	DS	1	ALK	3	21048	9	21049	57.46	ND	
VS	DS	1	ALK	3	21049	9	21048	57.46	ND	
VS	DS	1	ALK	3	21271	11				
VS	DS	1	ALK	3	21468	12		310.46	ND	
VS	DS	1	ALK	3	21501	13		20.18	ND	
VS	DS	1	ALK	3	21558	14		343.77	ND	
VS	DS	1	ALK	3	21881	15		300.30	ND	
VS	DS	1	ALK	3	21963	16		23.11	ND	
VS	DS	1	ALK	3	22008	17		231.16	ND	
VS	DS	1	ALK	3	22062	18		24.99	ND	
VS	DS	1	ALK	3	22139	19	22140	28.71	ND	
VS	DS	1	ALK	3	22140	19	22139	28.71	ND	
VS	DS	1	FE	7	20610	1		1267.81	ND	
VS	DS	1	FE	7	20610	1		523.22	ND	
VS	DS	1	FE	7	20752	2		232.07	ND	
VS	DS	1	FE	7	20752	2				EXCLUDE
VS	DS	1	FE	7	20791	3		557.14	ND	
VS	DS	1	FE	7	20791	3		557.14	ND	
VS	DS	1	FE	7	20850	4		545.29	ND	
VS	DS	1	FE	7	20850	4		567.10	ND	
VS	DS	1	FE	7	20922	5		468.24	ND	
VS	DS	1	FE	7	20922	5		468.24	ND	
VS	DS	1	FE	7	20965	6		584.95	ND	
VS	DS	1	FE	7	20965	6		584.95	ND	
VS	DS	1	FE	7	20989	7		575.11	ND	
VS	DS	1	FE	7	20989	7		575.11	ND	
VS	DS	1	FE	7	21030	8		605.81	ND	
VS	DS	1	FE	7	21030	8		1332.78	ND	
VS	DS	1	FE	7	21053	9		483.15	ND	
VS	DS	1	FE	7	21053	9		483.15	ND	
VS	DS	1	FE	7	21275	11		476.91	ND	
VS	DS	1	FE	7	21473	12		576.88	ND	
VS	DS	1	FE	7	21505	13		527.79	ND	
VS	DS	1	FE	7	21562	14		610.25	ND	
VS	DS	1	FE	7	21886	15		628.27	ND	
VS	DS	1	FE	7	21967	16		644.55	ND	
VS	DS	1	FE	7	22013	17		511.70	ND	
VS	DS	1	FE	7	22066	18		636.76	ND	
VS	DS	1	FE	7	22144	19		594.36	ND	

CAS Number=1746016 Analyte=2,3,7,8-Tetrachlorodibenzo-p-dioxin(TCDD) Unit=NG/KKG

Source	Subcategory	Option	Stream	Sample Point Number	Sample	Sampling Day	Duplicates	Prod. Norm. Loadings	Measurement Type	SCC Qualifier
ST1375	BPK	3	ACID	8	16555	3		106.01	ND	
VS	BPK	3	ACID	3	20481	1		160.89	ND	
VS	BPK	3	ACID	3	20498	2		179.64	ND	
VS	BPK	3	ACID	3	20515	3		173.91	NC	
VS	BPK	3	ACID	3	20526	4		164.33	ND	
VS	BPK	3	ACID	3	20627	5		158.05	ND	
VS	BPK	3	ACID	3	20668	6	20669	156.53	ND	
VS	BPK	3	ACID	3	20669	6	20668	172.18	ND	
VS	BPK	3	ACID	3	20684	7		147.72	ND	
VS	BPK	3	ACID	3	20880	8		166.05	ND	
VS	BPK	3	ACID	3	20776	9		157.96	ND	
VS	BPK	3	ACID	3	21301	11		177.54	ND	
VS	BPK	3	ACID	3	21475	12		190.28	NC	
VS	BPK	3	ACID	3	21535	13		170.82	ND	
VS	BPK	3	ACID	3	21856	14		210.79	ND	
VS	BPK	3	ACID	3	21903	15		138.02	ND	
VS	BPK	3	ACID	3	21944	16	21945	176.31	ND	
VS	BPK	3	ACID	3	21945	16	21944	160.28	ND	
VS	BPK	3	ACID	3	21997	17		162.22	ND	
VS	BPK	3	ACID	3	22035	18		155.38	ND	
VS	BPK	3	ACID	3	22079	19		143.62	ND	
ST1375	BPK	3	ALK	9	16556	3	16557	28.27	ND	
ST1375	BPK	3	ALK	9	16557	3	16556	35.34	ND	
VS	BPK	3	ALK	4	20482	1		87.92	ND	
VS	BPK	3	ALK	4	20499	2		81.40	ND	
VS	BPK	3	ALK	4	20516	3		86.66	ND	
VS	BPK	3	ALK	4	20527	4		81.88	ND	
VS	BPK	3	ALK	4	20628	5	20629	78.52	ND	
VS	BPK	3	ALK	4	20629	5	20628	78.52	ND	
VS	BPK	3	ALK	4	20670	6		77.74	ND	
VS	BPK	3	ALK	4	20685	7		73.56	ND	
VS	BPK	3	ALK	4	20881	8		83.03	ND	
VS	BPK	3	ALK	4	20777	9		93.34	NC	
VS	BPK	3	ALK	4	21302	11		79.92	ND	
VS	BPK	3	ALK	4	21476	12		118.46	NC	
VS	BPK	3	ALK	4	21536	13		77.39	ND	
VS	BPK	3	ALK	4	21857	14		104.61	ND	
VS	BPK	3	ALK	4	21904	15	21905	62.21	ND	
VS	BPK	3	ALK	4	21905	15	21904	62.21	ND	
VS	BPK	3	ALK	4	21946	16		79.32	ND	
VS	BPK	3	ALK	4	21998	17		116.73	NC	
VS	BPK	3	ALK	4	22036	18		76.62	ND	

Abbreviations Used in Listing:
VS = Long-Term Study, ST = Short-Term Study, Q49 = Selfmonitoring Data Question 49 Part A
NC = Non-Censored, ND = Non-Detect, MC = Mid-Censored, RC = Right-Censored
Sampling Day for Long-Term Study = Weeks 1-9 Summer Sampling and 11-19 Winter Sampling

Appendix K Listing 1

Production-Normalized Loadings Used in Limitations Development Prior to Aggregation of Duplicates and Streams

CAS Number=1746016 Analyte=2,3,7,8-Tetrachlorodibenzo-p-dioxin(TCDD) Unit=NG/KKG
(continued)

Source	Subcategory	Option	Stream	Sample Point Number	Sample	Sampling Day	Duplicates	Prod. Norm. Loadings	Measurement Type	SCC Qualifier
VS	BPK	3	ALK	4	22080	19		78.40	ND	
ST1375	BPK	3	FE	13	16554	3		330.44	ND	
VS	BPK	3	FE	8	20486	1		530.04	ND	
VS	BPK	3	FE	8	20504	2		601.59	ND	
VS	BPK	3	FE	8	20520	3		651.08	ND	
VS	BPK	3	FE	8	20531	4	20532	617.65	ND	
VS	BPK	3	FE	8	20532	4	20531	617.65	ND	
VS	BPK	3	FE	8	20633	5		707.95	ND	
VS	BPK	3	FE	8	20674	6		582.33	ND	
VS	BPK	3	FE	8	20689	7		667.07	ND	
VS	BPK	3	FE	8	20891	8		652.66	ND	
VS	BPK	3	FE	8	20781	9		710.34	ND	
VS	BPK	3	FE	8	21306	11		672.19	ND	
VS	BPK	3	FE	8	21481	12		.		
VS	BPK	3	FE	8	21540	13		570.55	ND	
VS	BPK	3	FE	8	21861	14	21862	766.43	ND	
VS	BPK	3	FE	8	21862	14	21861	766.43	ND	
VS	BPK	3	FE	8	21909	15		732.22	ND	
VS	BPK	3	FE	8	21950	16		738.54	ND	
VS	BPK	3	FE	8	22002	17		580.67	ND	
VS	BPK	3	FE	8	22041	18		921.73	ND	
VS	BPK	3	FE	8	22084	19		830.75	ND	
VS	BPK	4	ACID	3	20492	1		91.23	ND	
VS	BPK	4	ACID	3	20508	2		112.48	ND	
VS	BPK	4	ACID	3	20585	3		117.70	ND	
VS	BPK	4	ACID	3	20637	4		109.41	ND	
VS	BPK	4	ACID	3	20678	5		149.20	ND	
VS	BPK	4	ACID	3	20700	6	20701	144.97	ND	
VS	BPK	4	ACID	3	20701	6	20700	144.97	ND	
VS	BPK	4	ACID	3	20769	7		116.74	ND	
VS	BPK	4	ACID	3	20832	8		216.32	ND	
VS	BPK	4	ACID	3	20895	9		110.74	ND	
VS	BPK	4	ACID	3	21257	11		125.78	ND	
VS	BPK	4	ACID	3	21429	12		91.98	ND	
VS	BPK	4	ACID	3	21521	13		120.08	ND	
VS	BPK	4	ACID	3	21584	14		86.39	ND	
VS	BPK	4	ACID	3	21902	15		123.19	ND	
VS	BPK	4	ACID	3	21969	16	21970	111.10	ND	
VS	BPK	4	ACID	3	21970	16	21969	111.10	ND	
VS	BPK	4	ACID	3	22028	17		160.96	ND	
VS	BPK	4	ACID	3	22132	18		105.20	ND	
VS	BPK	4	ACID	3	22164	19		132.25	ND	
VS	BPK	4	ALK	4	20493	1		81.35	ND	
VS	BPK	4	ALK	4	20509	2		65.14	ND	
VS	BPK	4	ALK	4	20586	3		85.00	ND	
VS	BPK	4	ALK	4	20638	4		74.67	ND	
VS	BPK	4	ALK	4	20679	5		109.94	ND	
VS	BPK	4	ALK	4	20702	6		117.79	ND	
VS	BPK	4	ALK	4	20770	7		80.07	ND	
VS	BPK	4	ALK	4	20833	8		77.38	ND	
VS	BPK	4	ALK	4	20896	9		81.20	ND	
VS	BPK	4	ALK	4	21258	11		140.33	ND	
VS	BPK	4	ALK	4	21430	12		16.13	ND	
VS	BPK	4	ALK	4	21522	13		53.40	ND	
VS	BPK	4	ALK	4	21850	14		73.15	ND	
VS	BPK	4	ALK	4	21913	15		110.55	ND	
VS	BPK	4	ALK	4	21971	16		42.68	ND	
VS	BPK	4	ALK	4	22029	17		70.35	ND	
VS	BPK	4	ALK	4	22133	18		50.18	ND	
VS	BPK	4	ALK	4	22165	19		15.83	ND	
VS	BPK	4	FE	6	20495	1		379.90	ND	
VS	BPK	4	FE	6	20512	2		415.20	ND	
VS	BPK	4	FE	6	20588	3		505.19	ND	
VS	BPK	4	FE	6	20640	4	20641	491.16	ND	
VS	BPK	4	FE	6	20641	4	20640	491.16	ND	
VS	BPK	4	FE	6	20681	5		636.77	ND	
VS	BPK	4	FE	6	20704	6		564.79	ND	
VS	BPK	4	FE	6	20772	7		278.15	ND	
VS	BPK	4	FE	6	20835	8		509.57	ND	
VS	BPK	4	FE	6	20898	9		552.89	ND	
VS	BPK	4	FE	6	21260	11		396.89	ND	
VS	BPK	4	FE	6	21433	12		447.52	ND	
VS	BPK	4	FE	6	21524	13		447.52	ND	
VS	BPK	4	FE	6	21852	14	21853	492.27	ND	
VS	BPK	4	FE	6	21853	14	21852	447.52	ND	
VS	BPK	4	FE	6	21915	15		492.27	ND	
VS	BPK	4	FE	6	21973	16		447.52	ND	
VS	BPK	4	FE	6	22031	17		447.52	ND	
VS	BPK	4	FE	6	22135	18		447.52	ND	
VS	BPK	4	FE	6	22167	19		492.27	ND	
VS	DS	1	ACID	2	20605	1		881.25	ND	
VS	DS	1	ACID	2	20746	2		1114.83	ND	
VS	DS	1	ACID	2	20786	3		993.61	ND	
VS	DS	1	ACID	2	20845	4		812.95	ND	
VS	DS	1	ACID	2	20910	5		1122.78	ND	
VS	DS	1	ACID	2	20946	6	20947	780.03	ND	
VS	DS	1	ACID	2	20947	6	20946	779.93	ND	
VS	DS	1	ACID	2	20981	7		961.38	ND	
VS	DS	1	ACID	2	21025	8		1165.12	ND	
VS	DS	1	ACID	2	21047	9		997.27	ND	

Abbreviations Used in Listing:
VS = Long-Term Study, ST = Short-Term Study, Q49 = Selfmonitoring Data Question 49 Part A
NC = Non-Censored, ND = Non-Detect, MC = Mid-Censored, RC = Right-Censored
Sampling Day for Long-Term Study = Weeks 1-9 Summer Sampling and 11-19 Winter Sampling

Appendix K Listing 1

Production-Normalized Loadings Used in Limitations Development Prior to Aggregation of Duplicates and Streams

CAS Number=1746016 Analyte=2,3,7,8-Tetrachlorodibenzo-p-dioxin(TCDD) Unit=NG/KKG
(continued)

Source	Subcategory	Option	Stream	Sample Point Number	Sample	Sampling Day	Duplicates	Prod. Norm. Loadings	Measurement Type	SCC Qualifier
VS	DS	1	ACID	2	21270	11				
VS	DS	1	ACID	2	21300	12		1291.53	ND	
VS	DS	1	ACID	2	21500	13		1249.62	ND	
VS	DS	1	ACID	2	21557	14		1232.83	ND	
VS	DS	1	ACID	2	21880	15		1521.28	ND	
VS	DS	1	ACID	2	21961	16	21962	7183.39	ND	
VS	DS	1	ACID	2	21962	16	21961	1026.20	ND	
VS	DS	1	ACID	2	22007	17		1035.26	ND	
VS	DS	1	ACID	2	22061	18		1495.20	ND	
VS	DS	1	ACID	2	22138	19		1358.54	ND	
VS	DS	1	ALK	3	20606	1		114.96	ND	
VS	DS	1	ALK	3	20747	2		586.78	ND	
VS	DS	1	ALK	3	20787	3		102.74	ND	
VS	DS	1	ALK	3	20846	4		110.64	ND	
VS	DS	1	ALK	3	20917	5		123.44	ND	
VS	DS	1	ALK	3	20961	6		110.49	ND	
VS	DS	1	ALK	3	20982	7		121.62	ND	
VS	DS	1	ALK	3	21026	8		135.76	ND	
VS	DS	1	ALK	3	21048	9	21049	126.40	ND	
VS	DS	1	ALK	3	21049	9	21048	114.91	ND	
VS	DS	1	ALK	3	21271	11		.		
VS	DS	1	ALK	3	21468	12		124.19	ND	
VS	DS	1	ALK	3	21501	13		1412.61	ND	
VS	DS	1	ALK	3	21558	14		137.51	ND	
VS	DS	1	ALK	3	21881	15		144.15	ND	
VS	DS	1	ALK	3	21963	16		406.75	ND	
VS	DS	1	ALK	3	22008	17		92.46	ND	
VS	DS	1	ALK	3	22062	18		99.97	ND	
VS	DS	1	ALK	3	22139	19	22140	114.83	ND	
VS	DS	1	ALK	3	22140	19	22139	620.07	ND	
VS	DS	1	FE	7	20610	1		2012.39	ND	
VS	DS	1	FE	7	20752	2		898.86	ND	
VS	DS	1	FE	7	20791	3		2228.57	ND	
VS	DS	1	FE	7	20850	4		2181.16	ND	
VS	DS	1	FE	7	20922	5		2060.24	ND	
VS	DS	1	FE	7	20965	6		2339.80	ND	
VS	DS	1	FE	7	20989	7		2053.98	ND	
VS	DS	1	FE	7	21030	8		2665.56	ND	
VS	DS	1	FE	7	21053	9		1932.61	ND	
VS	DS	1	FE	7	21275	11		1907.63	ND	
VS	DS	1	FE	7	21473	12		2218.79	ND	
VS	DS	1	FE	7	21505	13		2111.16	ND	
VS	DS	1	FE	7	21562	14		2347.11	ND	
VS	DS	1	FE	7	21886	15		2764.38	ND	
VS	DS	1	FE	7	21967	16		2578.22	ND	
VS	DS	1	FE	7	22013	17		2046.81	ND	
VS	DS	1	FE	7	22066	18		2547.05	ND	
VS	DS	1	FE	7	22144	19		2377.44	ND	

CAS Number=51207319 Analyte=2,3,7,8-Tetrachlorodibenzo-furan(TCDF) Unit=NG/KKG

Source	Subcategory	Option	Stream	Sample Point Number	Sample	Sampling Day	Duplicates	Prod. Norm. Loadings	Measurement Type	SCC Qualifier
VS	BPK	3	ACID	3	20481	1		160.89	ND	
VS	BPK	3	ACID	3	20498	2		179.64	ND	
VS	BPK	3	ACID	3	20515	3		158.10	ND	
VS	BPK	3	ACID	3	20526	4		164.33	ND	
VS	BPK	3	ACID	3	20627	5		158.05	ND	
VS	BPK	3	ACID	3	20668	6	20669	156.53	ND	
VS	BPK	3	ACID	3	20669	6	20668	172.18	ND	
VS	BPK	3	ACID	3	20684	7		147.72	ND	
VS	BPK	3	ACID	3	20880	8		166.05	ND	
VS	BPK	3	ACID	3	20776	9		157.96	ND	
VS	BPK	3	ACID	3	21301	11		177.54	ND	
VS	BPK	3	ACID	3	21475	12		174.42	ND	
VS	BPK	3	ACID	3	21535	13		170.82	ND	
VS	BPK	3	ACID	3	21856	14		2107.89	ND	
VS	BPK	3	ACID	3	21903	15		138.02	ND	
VS	BPK	3	ACID	3	21944	16	21945	176.31	ND	
VS	BPK	3	ACID	3	21945	16	21944	160.28	ND	
VS	BPK	3	ACID	3	21997	17		162.22	ND	
VS	BPK	3	ACID	3	22035	18		155.38	ND	
VS	BPK	3	ACID	3	22079	19		143.62	ND	
ST1375	BPK	3	ALK	9	16556	3	16557	45.94	ND	
ST1375	BPK	3	ALK	9	16557	3	16556	45.94	ND	
VS	BPK	3	ALK	4	20482	1		87.92	ND	
VS	BPK	3	ALK	4	20499	2		81.40	ND	
VS	BPK	3	ALK	4	20516	3		86.66	ND	
VS	BPK	3	ALK	4	20527	4		81.88	ND	
VS	BPK	3	ALK	4	20628	5	20629	78.52	ND	
VS	BPK	3	ALK	4	20629	5	20628	78.52	ND	
VS	BPK	3	ALK	4	20670	6		77.74	ND	
VS	BPK	3	ALK	4	20685	7		73.56	ND	
VS	BPK	3	ALK	4	20881	8		83.03	ND	
VS	BPK	3	ALK	4	20777	9		78.98	NC	
VS	BPK	3	ALK	4	21302	11		79.92	ND	
VS	BPK	3	ALK	4	21476	12		86.87	ND	
VS	BPK	3	ALK	4	21536	13		77.39	ND	

Abbreviations Used in Listing:
VS = Long-Term Study, ST = Short-Term Study, Q49 = Selfmonitoring Data Question 49 Part A
NC = Non-Censored, ND = Non-Detect, MC = Mid-Censored, RC = Right-Censored
Sampling Day for Long-Term Study = Weeks 1-9 Summer Sampling and 11-19 Winter Sampling

Appendix K Listing 1

Production-Normalized Loadings Used in Limitations Development Prior to Aggregation of Duplicates and Streams

CAS Number=51207319 Analyte=2,3,7,8-Tetrachlorodibenzo-furan(TCDF) Unit=NG/KKG
(continued)

Source	Subcategory	Option	Stream	Sample Point Number	Sample	Sampling Day	Duplicates	Prod. Norm. Loadings	Measurement Type	SCC Qualifier
VS	BPK	3	ALK	4	21857	14		104.61	ND	.
VS	BPK	3	ALK	4	21904	15	21905	62.21	ND	
VS	BPK	3	ALK	4	21905	15	21904	62.21	ND	
VS	BPK	3	ALK	4	21946	16		79.32	ND	
VS	BPK	3	ALK	4	21998	17		138.62	NC	
VS	BPK	3	ALK	4	22036	18		76.62	ND	
VS	BPK	3	ALK	4	22080	19		78.40	ND	
ST1375	BPK	3	FE	13	16554	3		330.44	ND	
VS	BPK	3	FE	8	20486	1		530.04	ND	
VS	BPK	3	FE	8	20504	2		601.59	ND	
VS	BPK	3	FE	8	20520	3		651.08	ND	
VS	BPK	3	FE	8	20531	4	20532	617.65	ND	
VS	BPK	3	FE	8	20532	4	20531	617.65	ND	
VS	BPK	3	FE	8	20633	5		707.95	ND	
VS	BPK	3	FE	8	20674	6		582.33	ND	
VS	BPK	3	FE	8	20689	7		667.07	ND	
VS	BPK	3	FE	8	20891	8		652.66	ND	
VS	BPK	3	FE	8	20781	9		710.34	ND	
VS	BPK	3	FE	8	21306	11		672.19	ND	
VS	BPK	3	FE	8	21481	12		1827.77	ND	
VS	BPK	3	FE	8	21540	13		570.55	ND	
VS	BPK	3	FE	8	21861	14	21862	766.43	ND	
VS	BPK	3	FE	8	21862	14	21861	766.43	ND	
VS	BPK	3	FE	8	21909	15		732.22	ND	
VS	BPK	3	FE	8	21950	16		738.54	ND	
VS	BPK	3	FE	8	22002	17		580.67	ND	
VS	BPK	3	FE	8	22041	18		921.73	ND	
VS	BPK	3	FE	8	22084	19		830.75	ND	
VS	BPK	4	ACID	3	20492	1		91.23	ND	
VS	BPK	4	ACID	3	20508	2		112.48	ND	
VS	BPK	4	ACID	3	20585	3		117.70	ND	
VS	BPK	4	ACID	3	20637	4		109.41	ND	
VS	BPK	4	ACID	3	20678	5		149.20	ND	
VS	BPK	4	ACID	3	20700	6	20701	144.97	ND	
VS	BPK	4	ACID	3	20701	6	20700	144.97	ND	
VS	BPK	4	ACID	3	20769	7		116.74	ND	
VS	BPK	4	ACID	3	20832	8		194.68	NC	
VS	BPK	4	ACID	3	20895	9		110.74	ND	
VS	BPK	4	ACID	3	21257	11		125.78	NO	
VS	BPK	4	ACID	3	21429	12		91.98	ND	
VS	BPK	4	ACID	3	21521	13		120.08	ND	
VS	BPK	4	ACID	3	21584	14		86.39	ND	
VS	BPK	4	ACID	3	21902	15		123.19	ND	
VS	BPK	4	ACID	3	21969	16	21970	111.10	ND	
VS	BPK	4	ACID	3	21970	16	21969	111.10	ND	
VS	BPK	4	ACID	3	22028	17		201.20	NC	
VS	BPK	4	ACID	3	22132	18		105.20	ND	
VS	BPK	4	ACID	3	22164	19		132.25	ND	
VS	BPK	4	ALK	4	20493	1		81.35	ND	
VS	BPK	4	ALK	4	20509	2		65.14	ND	
VS	BPK	4	ALK	4	20586	3		127.50	NC	
VS	BPK	4	ALK	4	20638	4		74.67	ND	
VS	BPK	4	ALK	4	20679	5		109.94	ND	
VS	BPK	4	ALK	4	20702	6		117.79	ND	
VS	BPK	4	ALK	4	20770	7		80.07	ND	
VS	BPK	4	ALK	4	20833	8		103.18	NC	
VS	BPK	4	ALK	4	20896	9		81.20	ND	
VS	BPK	4	ALK	4	21258	11		140.33	ND	
VS	BPK	4	ALK	4	21430	12		16.13	ND	
VS	BPK	4	ALK	4	21522	13		53.40	ND	
VS	BPK	4	ALK	4	21850	14		73.15	ND	
VS	BPK	4	ALK	4	21913	15		110.55	ND	
VS	BPK	4	ALK	4	21971	16		42.68	ND	
VS	BPK	4	ALK	4	22029	17		87.94	NC	
VS	BPK	4	ALK	4	22133	18		50.18	ND	
VS	BPK	4	ALK	4	22165	19		15.83	ND	
VS	BPK	4	FE	6	20495	1		379.90	ND	
VS	BPK	4	FE	6	20512	2		415.20	ND	
VS	BPK	4	FE	6	20588	3		505.19	ND	
VS	BPK	4	FE	6	20640	4	20641	491.16	ND	
VS	BPK	4	FE	6	20641	4	20640	491.16	ND	
VS	BPK	4	FE	6	20681	5		636.77	ND	
VS	BPK	4	FE	6	20704	6		564.79	ND	
VS	BPK	4	FE	6	20772	7		278.15	ND	
VS	BPK	4	FE	6	20835	8		509.57	ND	
VS	BPK	4	FE	6	20898	9		552.89	ND	
VS	BPK	4	FE	6	21260	11		396.89	ND	
VS	BPK	4	FE	6	21433	12		447.52	ND	
VS	BPK	4	FE	6	21524	13		447.52	ND	
VS	BPK	4	FE	6	21852	14	21853	492.27	ND	
VS	BPK	4	FE	6	21853	14	21852	447.52	ND	
VS	BPK	4	FE	6	21915	15		492.27	ND	
VS	BPK	4	FE	6	21973	16		447.52	ND	
VS	BPK	4	FE	6	22031	17		581.78	NC	
VS	BPK	4	FE	6	22135	18		447.52	ND	
VS	BPK	4	FE	6	22167	19		492.27	ND	
VS	DS	1	ACID	2	20605	1		881.25	ND	
VS	DS	1	ACID	2	20746	2		1114.83	ND	
VS	DS	1	ACID	2	20786	3		1535.58	NC	
VS	DS	1	ACID	2	20845	4		812.95	ND	

Abbreviations Used in Listing:
VS = Long-Term Study, ST = Short-Term Study, Q49 = Selfmonitoring Data Question 49 Part A
NC = Non-Censored, ND = Non-Detect, MC = Mid-Censored, RC = Right-Censored
Sampling Day for Long-Term Study = Weeks 1-9 Summer Sampling and 11-19 Winter Sampling

Appendix K Listing 1

Production-Normalized Loadings Used in Limitations Development Prior to Aggregation of Duplicates and Streams

CAS Number=51207319 Analyte=2,3,7,8-Tetrachlorodibenzo-furan(TCDF) Unit=NG/KKG
(continued)

Source	Subcategory	Option	Stream	Sample Point Number	Sample	Sampling Day	Duplicates	Prod. Norm. Loadings	Measurement Type	SCC Qualifier
VS	DS	1	ACID	2	20910	5		1122.78	ND	
VS	DS	1	ACID	2	20946	6	20947	780.03	ND	
VS	DS	1	ACID	2	20947	6	20946	779.93	ND	
VS	DS	1	ACID	2	20981	7		961.38	ND	
VS	DS	1	ACID	2	21025	8		1165.12	ND	
VS	DS	1	ACID	2	21047	9		997.27	ND	
VS	DS	1	ACID	2	21270	11				
VS	DS	1	ACID	2	21300	12		1291.53	ND	
VS	DS	1	ACID	2	21500	13		1249.62	ND	
VS	DS	1	ACID	2	21557	14		1232.83	ND	
VS	DS	1	ACID	2	21880	15		1521.28	ND	
VS	DS	1	ACID	2	21961	16	21962	5131.00	ND	
VS	DS	1	ACID	2	21962	16	21961	1026.20	ND	
VS	DS	1	ACID	2	22007	17		1035.26	NC	
VS	DS	1	ACID	2	22061	18		1495.20	ND	
VS	DS	1	ACID	2	22138	19		1358.54	ND	
VS	DS	1	ALK	3	20606	1		114.96	ND	
VS	DS	1	ALK	3	20747	2		119.53	ND	
VS	DS	1	ALK	3	20787	3		184.92	NC	
VS	DS	1	ALK	3	20846	4		110.64	ND	
VS	DS	1	ALK	3	20917	5		123.44	ND	
VS	DS	1	ALK	3	20961	6		110.49	ND	
VS	DS	1	ALK	3	20982	7		121.62	ND	
VS	DS	1	ALK	3	21026	8		135.76	ND	
VS	DS	1	ALK	3	21048	9	21049	126.40	ND	
VS	DS	1	ALK	3	21049	9	21048	114.91	ND	
VS	DS	1	ALK	3	21271	11		.		
VS	DS	1	ALK	3	21468	12		124.19	ND	
VS	DS	1	ALK	3	21501	13		1493.33	ND	
VS	DS	1	ALK	3	21558	14		137.51	ND	
VS	DS	1	ALK	3	21881	15		144.15	ND	
VS	DS	1	ALK	3	21963	16		92.44	ND	
VS	DS	1	ALK	3	22008	17		212.66	NC	
VS	DS	1	ALK	3	22062	18		99.97	ND	
VS	DS	1	ALK	3	22139	19	22140	114.83	ND	
VS	DS	1	ALK	3	22140	19	22139	585.63	ND	
VS	DS	1	FE	7	20610	1		2012.39	ND	
VS	DS	1	FE	7	20752	2		2778.29	NC	
VS	DS	1	FE	7	20791	3		7577.14	NC	
VS	DS	1	FE	7	20850	4		2181.16	ND	
VS	DS	1	FE	7	20922	5		4869.67	NC	
VS	DS	1	FE	7	20965	6		7487.36	NC	
VS	DS	1	FE	7	20989	7		5751.13	NC	
VS	DS	1	FE	7	21030	8		3392.53	NC	
VS	DS	1	FE	7	21053	9		4445.00	NC	
VS	DS	1	FE	7	21275	11		4196.79	NC	
VS	DS	1	FE	7	21473	12		12203.3	NC	
VS	DS	1	FE	7	21505	13		2955.62	NC	
VS	DS	1	FE	7	21562	14		2347.11	ND	
VS	DS	1	FE	7	21886	15		2764.38	ND	
VS	DS	1	FE	7	21967	16		7992.48	NC	
VS	DS	1	FE	7	22013	17		6140.43	NC	
VS	DS	1	FE	7	22066	18		8405.27	NC	
VS	DS	1	FE	7	22144	19		3803.90	NC	

CAS Number=67641 Analyte=2-Propanone (Acetone) Unit=G/KKG

Source	Subcategory	Option	Stream	Sample Point Number	Sample	Sampling Day	Duplicates	Prod. Norm. Loadings	Measurement Type	SCC Qualifier
ST1375	BPK	3	ACID	8	16555	3		0.53	ND	
VS	BPK	3	ACID	3	20481	1		10.83	NC	
VS	BPK	3	ACID	3	20498	2		7.03	NC	
VS	BPK	3	ACID	3	20515	3		4.25	NC	
VS	BPK	3	ACID	3	20526	4		0.82	ND	
VS	BPK	3	ACID	3	20627	5				DETECTED
VS	BPK	3	ACID	3	20668	6	20669	1.81	NC	
VS	BPK	3	ACID	3	20669	6	20668	4.36	NC	
VS	BPK	3	ACID	3	20684	7		18.47	ND	
VS	BPK	3	ACID	3	20880	8		.		DETECTED
VS	BPK	3	ACID	3	20776	9		4.45	NC	
VS	BPK	3	ACID	3	21301	11		2.86	NC	
VS	BPK	3	ACID	3	21475	12		4.42	NC	
VS	BPK	3	ACID	3	21535	13		2.76	NC	
VS	BPK	3	ACID	3	21856	14		.		EXCLUDE
VS	BPK	3	ACID	3	21903	15		6.05	NC	
VS	BPK	3	ACID	3	21944	16	21945	4.44	NC	
VS	BPK	3	ACID	3	21945	16	21944	3.05	NC	
VS	BPK	3	ACID	3	21997	17		.		EXCLUDE
VS	BPK	3	ACID	3	22035	18		4.30	NC	
VS	BPK	3	ACID	3	22079	19		2.79	NC	
ST1375	BPK	3	ALK	9	16556	3	16557			DETECTED
ST1375	BPK	3	ALK	9	16557	3	16556	0.18	ND	
VS	BPK	3	ALK	4	20482	1		6.79	NC	
VS	BPK	3	ALK	4	20499	2		0.41	ND	
VS	BPK	3	ALK	4	20516	3		7.58	RC	>
VS	BPK	3	ALK	4	20527	4		8.19	RC	>
VS	BPK	3	ALK	4	20628	5	20629			DETECTED
VS	BPK	3	ALK	4	20629	5	20628	18.33	NC	

Abbreviations Used in Listing:
VS = Long-Term Study, ST = Short-Term Study, Q49 = Selfmonitoring Data Question 49 Part A
NC = Non-Censored, ND = Non-Detect, MC = Mid-Censored, RC = Right-Censored
Sampling Day for Long-Term Study = Weeks 1-9 Summer Sampling and 11-19 Winter Sampling

Appendix K Listing 1

Production-Normalized Loadings Used in Limitations Development Prior to Aggregation of Duplicates and Streams

CAS Number=67641 Analyte=2-Propanone (Acetone) Unit=G/KKG
(continued)

Source	Subcategory	Option	Stream	Sample Point Number	Sample	Sampling Day	Duplicates	Prod. Norm. Loadings	Measurement Type	SCC Qualifier
VS	BPK	3	ALK	4	20670	6		11.04	NC	
VS	BPK	3	ALK	4	20881	8		7.55	RC	>
VS	BPK	3	ALK	4	20777	9		8.31	RC	>
VS	BPK	3	ALK	4	21302	11		4.88	NC	
VS	BPK	3	ALK	4	21476	12		7.84	NC	
VS	BPK	3	ALK	4	21536	13				EXCLUDE
VS	BPK	3	ALK	4	21857	14		1.69	NC	
VS	BPK	3	ALK	4	21904	15	21905	6.48	NC	
VS	BPK	3	ALK	4	21905	15	21904	7.30	NC	
VS	BPK	3	ALK	4	21946	16		5.37	NC	
VS	BPK	3	ALK	4	21998	17				EXCLUDE
VS	BPK	3	ALK	4	22036	18		7.96	NC	
VS	BPK	3	ALK	4	22080	19		4.30	NC	
VS	BPK	4	ACID	3	20492	1		0.41	ND	
VS	BPK	4	ACID	3	20508	2		16.67	NC	
VS	BPK	4	ACID	3	20585	3		7.48	NC	
VS	BPK	4	ACID	3	20637	4		.		EXCLUDE
VS	BPK	4	ACID	3	20678	5		9.46	NC	
VS	BPK	4	ACID	3	20700	6	20701	11.51	NC	
VS	BPK	4	ACID	3	20701	6	20700	11.71	NC	
VS	BPK	4	ACID	3	20769	7				EXCLUDE
VS	BPK	4	ACID	3	20832	8		5.96	NC	
VS	BPK	4	ACID	3	20895	9		10.42	NC	
VS	BPK	4	ACID	3	21257	11		2.38	NC	
VS	BPK	4	ACID	3	21429	12		12.63	NC	
VS	BPK	4	ACID	3	21521	13		9.95	NC	
VS	BPK	4	ACID	3	21584	14		4.15	NC	
VS	BPK	4	ACID	3	21902	15		5.93	NC	
VS	BPK	4	ACID	3	21969	16	21970	10.18	NC	
VS	BPK	4	ACID	3	21970	16	21969	10.28	NC	
VS	BPK	4	ACID	3	22028	17		5.61	NC	
VS	BPK	4	ACID	3	22132	18				EXCLUDE
VS	BPK	4	ACID	3	22164	19		9.56	NC	
VS	BPK	4	ALK	4	20493	1		4.09	NC	
VS	BPK	4	ALK	4	20509	2		13.88	NC	
VS	BPK	4	ALK	4	20586	3		7.87	NC	
VS	BPK	4	ALK	4	20638	4				EXCLUDE
VS	BPK	4	ALK	4	20679	5		7.61	NC	
VS	BPK	4	ALK	4	20702	6		12.25	NC	
VS	BPK	4	ALK	4	20770	7				EXCLUDE
VS	BPK	4	ALK	4	20833	8		3.90	NC	
VS	BPK	4	ALK	4	20896	9		8.54	NC	
VS	BPK	4	ALK	4	21258	11		3.35	NC	
VS	BPK	4	ALK	4	21430	12		2.65	NC	
VS	BPK	4	ALK	4	21522	13		2.65	NC	
VS	BPK	4	ALK	4	21850	14		4.72	NC	
VS	BPK	4	ALK	4	21913	15		.		EXCLUDE
VS	BPK	4	ALK	4	21971	16		3.42	NC	
VS	BPK	4	ALK	4	22029	17		6.11	NC	
VS	BPK	4	ALK	4	22133	18		2.56	NC	
VS	BPK	4	ALK	4	22165	19		1.76	NC	
VS	DS	1	ACID	2	20605	1		4.55	NC	
VS	DS	1	ACID	2	20746	2		.		EXCLUDE
VS	DS	1	ACID	2	20786	3				EXCLUDE
VS	DS	1	ACID	2	20845	4		5.36	NC	
VS	DS	1	ACID	2	20910	5		5.10	ND	
VS	DS	1	ACID	2	20946	6	20947	4.74	NC	
VS	DS	1	ACID	2	20947	6	20946	7.85	NC	
VS	DS	1	ACID	2	20981	7		7.12	NC	
VS	DS	1	ACID	2	21025	8				DETECTED
VS	DS	1	ACID	2	21047	9		7.37	NC	
VS	DS	1	ACID	2	21270	11		.		
VS	DS	1	ACID	2	21300	12		92.50	RC	>
VS	DS	1	ACID	2	21500	13		6.25	ND	
VS	DS	1	ACID	2	21557	14		10.95	NC	
VS	DS	1	ACID	2	21880	15				EXCLUDE
VS	DS	1	ACID	2	21961	16	21962	5.13	ND	
VS	DS	1	ACID	2	21962	16	21961	5.13	ND	
VS	DS	1	ACID	2	22007	17		11.03	NC	
VS	DS	1	ACID	2	22061	18		7.48	ND	
VS	DS	1	ACID	2	22138	19		37.99	NC	
VS	DS	1	ALK	3	20606	1		0.57	ND	
VS	DS	1	ALK	3	20747	2		.		EXCLUDE
VS	DS	1	ALK	3	20787	3		329.16	NC	
VS	DS	1	ALK	3	20846	4		735.47	NC	
VS	DS	1	ALK	3	20917	5		.		DETECTED
VS	DS	1	ALK	3	20961	6		375.67	NC	
VS	DS	1	ALK	3	20982	7		276.43	NC	
VS	DS	1	ALK	3	21026	8		.		DETECTED
VS	DS	1	ALK	3	21048	9	21049	651.50	NC	
VS	DS	1	ALK	3	21049	9	21048	696.01	NC	
VS	DS	1	ALK	3	21271	11				
VS	DS	1	ALK	3	21468	12		355.13	NC	
VS	DS	1	ALK	3	21501	13		196.86	NC	
VS	DS	1	ALK	3	21558	14		284.33	NC	
VS	DS	1	ALK	3	21881	15		628.66	RC	>
VS	DS	1	ALK	3	21963	16		97.37	NC	
VS	DS	1	ALK	3	22008	17		288.60	NC	
VS	DS	1	ALK	3	22062	18		71.37	NC	
VS	DS	1	ALK	3	22139	19	22140	328.06	NC	

Abbreviations Used in Listing:
VS = Long-Term Study, ST = Short-Term Study, Q49 = Selfmonitoring Data Question 49 Part A
NC = Non-Censored, ND = Non-Detect, MC = Mid-Censored, RC = Right-Censored
Sampling Day for Long-Term Study = Weeks 1-9 Summer Sampling and 11-19 Winter Sampling

Appendix K Listing 1

Production-Normalized Loadings Used in Limitations Development Prior to Aggregation of Duplicates and Streams

CAS Number=67641 Analyte=2-Propanone (Acetone) Unit=G/KKG
(continued)

Source	Subcategory	Option	Stream	Sample Point Number	Sample	Sampling Day	Duplicates	Prod. Norm. Loadings	Measurement Type	SCC Qualifier
VS	DS	1	ALK	3	22140	19	22139	202.72	NC	

CAS Number=67663 Analyte=Chloroform Unit=G/KKG

Source	Subcategory	Option	Stream	Sample Point Number	Sample	Sampling Day	Duplicates	Prod. Norm. Loadings	Measurement Type	SCC Qualifier
ST1375	BPK	3	ACID	8	16555	3		2.31	NC	
VS	BPK	3	ACID	3	20481	1		6.26	NC	
VS	BPK	3	ACID	3	20498	2		6.64	NC	
VS	BPK	3	ACID	3	20515	3		6.97	NC	
VS	BPK	3	ACID	3	20526	4		7.16	NC	
VS	BPK	3	ACID	3	20627	5		6.82	NC	
VS	BPK	3	ACID	3	20668	6	20669	6.73	NC	
VS	BPK	3	ACID	3	20669	6	20668	0.88	NC	
VS	BPK	3	ACID	3	20684	7		3.65	NC	
VS	BPK	3	ACID	3	20880	8		6.60	NC	
VS	BPK	3	ACID	3	20776	9		4.31	NC	
VS	BPK	3	ACID	3	21301	11		6.55	NC	
VS	BPK	3	ACID	3	21475	12		7.02	NC	
VS	BPK	3	ACID	3	21535	13		8.50	NC	
VS	BPK	3	ACID	3	21856	14		9.33	NC	
VS	BPK	3	ACID	3	21903	15		5.17	NC	
VS	BPK	3	ACID	3	21944	16	21945	6.93	NC	
VS	BPK	3	ACID	3	21945	16	21944	5.69	NC	
VS	BPK	3	ACID	3	21997	17		6.53	NC	
VS	BPK	3	ACID	3	22035	18		7.06	NC	
VS	BPK	3	ACID	3	22079	19		5.25	NC	
ST1375	BPK	3	ALK	9	16556	3	16557	0.28	NC	
ST1375	BPK	3	ALK	9	16557	3	16556	0.28	NC	
VS	BPK	3	ALK	4	20482	1		0.14	NC	
VS	BPK	3	ALK	4	20499	2		0.10	NC	
VS	BPK	3	ALK	4	20516	3		0.12	NC	
VS	BPK	3	ALK	4	20527	4		0.13	NC	
VS	BPK	3	ALK	4	20628	5	20629	0.14	NC	
VS	BPK	3	ALK	4	20629	5	20628	0.11	NC	
VS	BPK	3	ALK	4	20670	6		0.08	ND	
VS	BPK	3	ALK	4	20881	8		0.15	NC	
VS	BPK	3	ALK	4	20777	9		0.12	NC	
VS	BPK	3	ALK	4	21302	11		0.14	NC	
VS	BPK	3	ALK	4	21476	12		0.10	NC	
VS	BPK	3	ALK	4	21536	13		0.17	NC	
VS	BPK	3	ALK	4	21857	14		0.49	NC	
VS	BPK	3	ALK	4	21904	15	21905	0.41	NC	
VS	BPK	3	ALK	4	21905	15	21904	0.10	NC	
VS	BPK	3	ALK	4	21946	16		0.11	NC	
VS	BPK	3	ALK	4	21998	17		0.32	NC	
VS	BPK	3	ALK	4	22036	18		0.31	NC	
VS	BPK	3	ALK	4	22080	19		0.11	NC	
VS	BPK	4	ACID	3	20492	1		2.03	NC	
VS	BPK	4	ACID	3	20508	2		1.02	ND	
VS	BPK	4	ACID	3	20585	3		0.54	NC	
VS	BPK	4	ACID	3	20637	4		0.64	NC	
VS	BPK	4	ACID	3	20678	5		3.29	NC	
VS	BPK	4	ACID	3	20700	6	20701	0.67	NC	
VS	BPK	4	ACID	3	20701	6	20700	0.62	NC	
VS	BPK	4	ACID	3	20769	7		0.50	NC	
VS	BPK	4	ACID	3	20832	8		1.14	NC	
VS	BPK	4	ACID	3	20895	9		1.01	ND	
VS	BPK	4	ACID	3	21257	11		0.19	NC	
VS	BPK	4	ACID	3	21429	12		0.96	NC	
VS	BPK	4	ACID	3	21521	13		1.02	NC	
VS	BPK	4	ACID	3	21584	14		0.17	NC	
VS	BPK	4	ACID	3	21902	15		0.12	NC	
VS	BPK	4	ACID	3	21969	16	21970	1.11	ND	
VS	BPK	4	ACID	3	21970	16	21969	0.76	NC	
VS	BPK	4	ACID	3	22028	17		0.51	NC	
VS	BPK	4	ACID	3	22132	18		0.67	NC	
VS	BPK	4	ACID	3	22164	19		0.38	NC	
VS	BPK	4	ALK	4	20493	1		0.80	NC	
VS	BPK	4	ALK	4	20509	2		0.14	NC	
VS	BPK	4	ALK	4	20586	3		0.35	NC	
VS	BPK	4	ALK	4	20638	4		0.16	NC	
VS	BPK	4	ALK	4	20679	5		0.25	NC	
VS	BPK	4	ALK	4	20702	6		0.22	NC	
VS	BPK	4	ALK	4	20770	7		0.20	NC	
VS	BPK	4	ALK	4	20833	8		0.63	NC	
VS	BPK	4	ALK	4	20896	9		0.14	NC	
VS	BPK	4	ALK	4	21258	11		0.41	NC	
VS	BPK	4	ALK	4	21430	12		0.04	NC	
VS	BPK	4	ALK	4	21522	13		0.22	NC	
VS	BPK	4	ALK	4	21850	14		0.15	NC	
VS	BPK	4	ALK	4	21913	15		0.53	NC	
VS	BPK	4	ALK	4	21971	16		0.21	NC	
VS	BPK	4	ALK	4	22029	17		0.09	NC	
VS	BPK	4	ALK	4	22133	18		0.27	NC	
VS	BPK	4	ALK	4	22165	19		0.02	ND	
VS	DS	1	ACID	2	20605	1		1.75	NC	
VS	DS	1	ACID	2	20746	2		1.23	NC	

Abbreviations Used in Listing:
VS = Long-Term Study, ST = Short-Term Study, Q49 = Selfmonitoring Data Question 49 Part A
NC = Non-Censored, ND = Non-Detect, MC = Mid-Censored, RC = Right-Censored
Sampling Day for Long-Term Study = Weeks 1-9 Summer Sampling and 11-19 Winter Sampling

Appendix K - Listing 1

Production-Normalized Loadings Used in Limitations Development Prior to Aggregation of Duplicates and Streams

CAS Number=67663 Analyte=Chloroform Unit=G/KKG
(continued)

Source	Subcategory	Option	Stream	Sample Point Number	Sample	Sampling Day	Duplicates	Prod. Norm. Loadings	Measurement Type	SCC Qualifier
VS	DS	1	ACID	2	20786	3		.		EXCLUDE
VS	DS	1	ACID	2	20845	4		1.78	NC	
VS	DS	1	ACID	2	20910	5		37.67	NC	
VS	DS	1	ACID	2	20946	6	20947	47.54	NC	
VS	DS	1	ACID	2	20947	6	20946	53.77	NC	
VS	DS	1	ACID	2	20981	7		3.19	NC	
VS	DS	1	ACID	2	21025	8		20.05	NC	
VS	DS	1	ACID	2	21047	9		76.77	NC	
VS	DS	1	ACID	2	21270	11		.		
VS	DS	1	ACID	2	21300	12		53.50	NC	
VS	DS	1	ACID	2	21500	13		5.17	NC	
VS	DS	1	ACID	2	21557	14		12.08	NC	
VS	DS	1	ACID	2	21880	15		4.14	NC	
VS	DS	1	ACID	2	21961	16	21962	14.12	NC	
VS	DS	1	ACID	2	21962	16	21961	13.84	NC	
VS	DS	1	ACID	2	22007	17		35.29	NC	
VS	DS	1	ACID	2	22061	18		6.53	NC	
VS	DS	1	ACID	2	22138	19		26.07	NC	
VS	DS	1	ALK	3	20606	1		0.11	ND	
VS	DS	1	ALK	3	20747	2		0.11	ND	
VS	DS	1	ALK	3	20787	3		0.10	ND	
VS	DS	1	ALK	3	20846	4		11.06	ND	
VS	DS	1	ALK	3	20917	5		3.37	ND	
VS	DS	1	ALK	3	20961	6		0.22	NC	
VS	DS	1	ALK	3	20982	7		7.60	ND	
VS	DS	1	ALK	3	21026	8		18.51	ND	
VS	DS	1	ALK	3	21048	9	21049	11.49	ND	
VS	DS	1	ALK	3	21049	9	21048	11.49	ND	
VS	DS	1	ALK	3	21271	11		.		
VS	DS	1	ALK	3	21468	12		0.31	ND	
VS	DS	1	ALK	3	21501	13		0.81	ND	
VS	DS	1	ALK	3	21558	14		0.14	ND	
VS	DS	1	ALK	3	21881	15		0.12	ND	
VS	DS	1	ALK	3	21963	16		0.92	ND	
VS	DS	1	ALK	3	22008	17		0.09	ND	
VS	DS	1	ALK	3	22062	18		0.17	ND	
VS	DS	1	ALK	3	22139	19	22140	1.15	ND	
VS	DS	1	ALK	3	22140	19	22139	1.15	ND	

CAS Number=75092 Analyte=Methylene chloride Unit=G/KKG

Source	Subcategory	Option	Stream	Sample Point Number	Sample	Sampling Day	Duplicates	Prod. Norm. Loadings	Measurement Type	SCC Qualifier
ST1375	BPK	3	ACID	8	16555	3		0.11	ND	
VS	BPK	3	ACID	3	20481	1		0.16	ND	
VS	BPK	3	ACID	3	20498	2		.		
VS	BPK	3	ACID	3	20515	3		0.16	ND	
VS	BPK	3	ACID	3	20526	4		0.16	ND	
VS	BPK	3	ACID	3	20627	5		0.16	ND	
VS	BPK	3	ACID	3	20668	6	20669			
VS	BPK	3	ACID	3	20669	6	20668	.		
VS	BPK	3	ACID	3	20684	7		0.15	ND	
VS	BPK	3	ACID	3	20880	8		0.15	ND	
VS	BPK	3	ACID	3	20776	9		.		
VS	BPK	3	ACID	3	21301	11		0.16	ND	
VS	BPK	3	ACID	3	21475	12		0.16	ND	
VS	BPK	3	ACID	3	21535	13		0.16	ND	
VS	BPK	3	ACID	3	21856	14		.		EXCLUDE
VS	BPK	3	ACID	3	21903	15		0.13	ND	
VS	BPK	3	ACID	3	21944	16	21945	0.16	ND	
VS	BPK	3	ACID	3	21945	16	21944	0.16	ND	
VS	BPK	3	ACID	3	21997	17		.		EXCLUDE
VS	BPK	3	ACID	3	22035	18		0.16	ND	
VS	BPK	3	ACID	3	22079	19		0.14	ND	
ST1375	BPK	3	ALK	9	16556	3	16557	0.04	ND	
ST1375	BPK	3	ALK	9	16557	3	16556	0.04	ND	
VS	BPK	3	ALK	4	20482	1		0.08	ND	
VS	BPK	3	ALK	4	20499	2				
VS	BPK	3	ALK	4	20516	3		0.08	ND	
VS	BPK	3	ALK	4	20527	4		0.08	ND	
VS	BPK	3	ALK	4	20628	5	20629	0.08	ND	
VS	BPK	3	ALK	4	20629	5	20628	0.08	ND	
VS	BPK	3	ALK	4	20670	6				
VS	BPK	3	ALK	4	20881	8		0.08	ND	
VS	BPK	3	ALK	4	20777	9		.		
VS	BPK	3	ALK	4	21302	11		0.08	ND	
VS	BPK	3	ALK	4	21476	12		0.08	ND	
VS	BPK	3	ALK	4	21536	13		0.08	ND	
VS	BPK	3	ALK	4	21857	14				EXCLUDE
VS	BPK	3	ALK	4	21904	15	21905	0.06	ND	
VS	BPK	3	ALK	4	21905	15	21904	0.06	ND	
VS	BPK	3	ALK	4	21946	16		0.08	ND	
VS	BPK	3	ALK	4	21998	17		.		EXCLUDE
VS	BPK	3	ALK	4	22036	18		0.08	ND	
VS	BPK	3	ALK	4	22080	19		0.07	ND	
VS	BPK	4	ACID	3	20492	1		0.08	ND	
VS	BPK	4	ACID	3	20508	2		1.02	ND	
VS	BPK	4	ACID	3	20585	3		.		

Abbreviations Used in Listing:
VS = Long-Term Study, ST = Short-Term Study, Q49 = Selfmonitoring Data Question 49 Part A
NC = Non-Censored, ND = Non-Detect, MC = Mid-Censored, RC = Right-Censored
Sampling Day for Long-Term Study = Weeks 1-9 Summer Sampling and 11-19 Winter Sampling

Appendix K Listing 1

Production-Normalized Loadings Used in Limitations Development Prior to Aggregation of Duplicates and Streams

CAS Number=75092 Analyte=Methylene chloride Unit=G/KKG
(continued)

Source	Subcategory	Option	Stream	Sample Point Number	Sample	Sampling Day	Duplicates	Prod. Norm. Loadings	Measurement Type	SCC Qualifier
VS	BPK	4	ACID	3	20637	4		0.10	ND	
VS	BPK	4	ACID	3	20678	5		0.12	ND	
VS	BPK	4	ACID	3	20700	6	20701	.		
VS	BPK	4	ACID	3	20701	6	20700			
VS	BPK	4	ACID	3	20769	7		0.10	ND	
VS	BPK	4	ACID	3	20832	8		0.11	ND	
VS	BPK	4	ACID	3	20895	9		1.01	ND	
VS	BPK	4	ACID	3	21257	11		0.10	ND	
VS	BPK	4	ACID	3	21429	12				EXCLUDE
VS	BPK	4	ACID	3	21521	13		0.10	ND	
VS	BPK	4	ACID	3	21584	14		0.47	NC	
VS	BPK	4	ACID	3	21902	15				EXCLUDE
VS	BPK	4	ACID	3	21969	16	21970	1.11	ND	
VS	BPK	4	ACID	3	21970	16	21969	0.11	ND	
VS	BPK	4	ACID	3	22028	17		0.52	NC	
VS	BPK	4	ACID	3	22132	18				EXCLUDE
VS	BPK	4	ACID	3	22164	19		0.12	ND	
VS	BPK	4	ALK	4	20493	1		0.07	ND	
VS	BPK	4	ALK	4	20509	2		0.07	ND	
VS	BPK	4	ALK	4	20586	3		.		
VS	BPK	4	ALK	4	20638	4		0.07	ND	
VS	BPK	4	ALK	4	20679	5		0.09	ND	
VS	BPK	4	ALK	4	20702	6				
VS	BPK	4	ALK	4	20770	7		0.07	ND	
VS	BPK	4	ALK	4	20833	8		0.06	ND	
VS	BPK	4	ALK	4	20896	9		0.07	ND	
VS	BPK	4	ALK	4	21258	11		0.12	ND	
VS	BPK	4	ALK	4	21430	12				EXCLUDE
VS	BPK	4	ALK	4	21522	13		0.05	ND	
VS	BPK	4	ALK	4	21850	14		0.05	ND	
VS	BPK	4	ALK	4	21913	15		.		EXCLUDE
VS	BPK	4	ALK	4	21971	16		0.04	ND	
VS	BPK	4	ALK	4	22029	17		0.61	NC	
VS	BPK	4	ALK	4	22133	18		.		EXCLUDE
VS	BPK	4	ALK	4	22165	19		0.20	NC	
VS	DS	1	ACID	2	20605	1		0.88	ND	
VS	DS	1	ACID	2	20746	2		1.01	ND	
VS	DS	1	ACID	2	20786	3		0.90	ND	
VS	DS	1	ACID	2	20845	4		8.84	NC	
VS	DS	1	ACID	2	20910	5		1.02	ND	
VS	DS	1	ACID	2	20946	6	20947	0.78	ND	
VS	DS	1	ACID	2	20947	6	20946	0.78	ND	
VS	DS	1	ACID	2	20981	7		0.96	ND	
VS	DS	1	ACID	2	21025	8		1.06	ND	
VS	DS	1	ACID	2	21047	9		0.91	ND	
VS	DS	1	ACID	2	21270	11				
VS	DS	1	ACID	2	21300	12		.		EXCLUDE
VS	DS	1	ACID	2	21500	13		1.25	ND	
VS	DS	1	ACID	2	21557	14		1.23	ND	
VS	DS	1	ACID	2	21880	15				EXCLUDE
VS	DS	1	ACID	2	21961	16	21962	1.03	ND	
VS	DS	1	ACID	2	21962	16	21961	1.03	ND	
VS	DS	1	ACID	2	22007	17		1.04	ND	
VS	DS	1	ACID	2	22061	18		2.17	NC	
VS	DS	1	ACID	2	22138	19		1.36	ND	
VS	DS	1	ALK	3	20606	1		0.11	ND	
VS	DS	1	ALK	3	20747	2		0.11	ND	
VS	DS	1	ALK	3	20787	3		2.85	NC	
VS	DS	1	ALK	3	20846	4		11.06	ND	
VS	DS	1	ALK	3	20917	5		3.37	ND	
VS	DS	1	ALK	3	20961	6		0.11	ND	
VS	DS	1	ALK	3	20982	7		7.60	ND	
VS	DS	1	ALK	3	21026	8		18.51	ND	
VS	DS	1	ALK	3	21048	9	21049	11.49	ND	
VS	DS	1	ALK	3	21049	9	21048	11.49	ND	
VS	DS	1	ALK	3	21271	11				
VS	DS	1	ALK	3	21468	12		.		EXCLUDE
VS	DS	1	ALK	3	21501	13		0.81	ND	
VS	DS	1	ALK	3	21558	14		0.14	ND	
VS	DS	1	ALK	3	21881	15		.		EXCLUDE
VS	DS	1	ALK	3	21963	16		0.92	ND	
VS	DS	1	ALK	3	22008	17		0.09	ND	
VS	DS	1	ALK	3	22062	18				EXCLUDE
VS	DS	1	ALK	3	22139	19	22140	1.15	ND	
VS	DS	1	ALK	3	22140	19	22139	1.15	ND	

CAS Number=78933 Analyte=2-Butanone (MEK) Unit=G/KKG

Source	Subcategory	Option	Stream	Sample Point Number	Sample	Sampling Day	Duplicates	Prod. Norm. Loadings	Measurement Type	SCC Qualifier
ST1375	BPK	3	ACID	8	16555	3		0.53	ND	
VS	BPK	3	ACID	3	20481	1		0.80	ND	
VS	BPK	3	ACID	3	20498	2		0.82	ND	
VS	BPK	3	ACID	3	20515	3		0.79	ND	
VS	BPK	3	ACID	3	20526	4		0.82	ND	
VS	BPK	3	ACID	3	20627	5		0.79	ND	
VS	BPK	3	ACID	3	20668	6	20669	0.78	ND	
VS	BPK	3	ACID	3	20669	6	20668	0.78	ND	

Abbreviations Used in Listing:
VS = Long-Term Study, ST = Short-Term Study, Q49 = Selfmonitoring Data Question 49 Part A
NC = Non-Censored, ND = Non-Detect, MC = Mid-Censored, RC = Right-Censored
Sampling Day for Long-Term Study = Weeks 1-9 Summer Sampling and 11-19 Winter Sampling

Appendix K Listing 1

Production-Normalized Loadings Used in Limitations Development Prior to Aggregation of Duplicates and Streams

CAS Number=78933 Analyte=2-Butanone (MEK) Unit=G/KKG
(continued)

Source	Subcategory	Option	Stream	Sample Point Number	Sample	Sampling Day	Duplicates	Prod. Norm. Loadings	Measurement Type	SCC Qualifier
VS	BPK	3	ACID	3	20684	7		0.74	ND	
VS	BPK	3	ACID	3	20880	8		0.75	ND	
VS	BPK	3	ACID	3	20776	9		0.72	ND	
VS	BPK	3	ACID	3	21301	11		0.81	ND	
VS	BPK	3	ACID	3	21475	12		0.79	ND	
VS	BPK	3	ACID	3	21535	13		0.78	ND	
VS	BPK	3	ACID	3	21856	14		5.98	ND	
VS	BPK	3	ACID	3	21903	15		0.63	ND	
VS	BPK	3	ACID	3	21944	16	21945	0.80	ND	
VS	BPK	3	ACID	3	21945	16	21944	0.80	ND	
VS	BPK	3	ACID	3	21997	17		0.74	ND	
VS	BPK	3	ACID	3	22035	18		0.78	ND	
VS	BPK	3	ACID	3	22079	19		0.72	ND	
ST1375	BPK	3	ALK	9	16556	3	16557	1.41	ND	
ST1375	BPK	3	ALK	9	16557	3	16556	0.28	NC	
VS	BPK	3	ALK	4	20482	1		0.40	ND	
VS	BPK	3	ALK	4	20499	2		0.41	ND	
VS	BPK	3	ALK	4	20516	3		0.75	NC	
VS	BPK	3	ALK	4	20527	4		0.41	ND	
VS	BPK	3	ALK	4	20628	5	20629	0.39	ND	
VS	BPK	3	ALK	4	20629	5	20628	0.39	ND	
VS	BPK	3	ALK	4	20670	6		0.55	NC	
VS	BPK	3	ALK	4	20881	8		0.38	ND	
VS	BPK	3	ALK	4	20777	9		0.45	NC	
VS	BPK	3	ALK	4	21302	11		0.40	ND	
VS	BPK	3	ALK	4	21476	12		0.39	ND	
VS	BPK	3	ALK	4	21536	13		0.50	RC	>
VS	BPK	3	ALK	4	21857	14		.		DETECTED
VS	BPK	3	ALK	4	21904	15	21905	0.31	ND	
VS	BPK	3	ALK	4	21905	15	21904	0.31	ND	
VS	BPK	3	ALK	4	21946	16		0.40	ND	
VS	BPK	3	ALK	4	21998	17		0.36	ND	
VS	BPK	3	ALK	4	22036	18		0.38	ND	
VS	BPK	3	ALK	4	22080	19		0.36	ND	
VS	BPK	4	ACID	3	20492	1		0.41	ND	
VS	BPK	4	ACID	3	20508	2		5.11	ND	
VS	BPK	4	ACID	3	20585	3		0.73	NC	
VS	BPK	4	ACID	3	20637	4		0.50	ND	
VS	BPK	4	ACID	3	20678	5		0.62	ND	
VS	BPK	4	ACID	3	20700	6	20701	1.51	NC	
VS	BPK	4	ACID	3	20701	6	20700	1.47	NC	
VS	BPK	4	ACID	3	20769	7		2.32	ND	
VS	BPK	4	ACID	3	20832	8		0.54	ND	
VS	BPK	4	ACID	3	20895	9		5.03	ND	
VS	BPK	4	ACID	3	21257	11		0.52	ND	
VS	BPK	4	ACID	3	21429	12		0.82	NC	
VS	BPK	4	ACID	3	21521	13		0.50	ND	
VS	BPK	4	ACID	3	21584	14		0.49	NC	
VS	BPK	4	ACID	3	21902	15		0.59	NC	
VS	BPK	4	ACID	3	21969	16	21970	5.56	ND	
VS	BPK	4	ACID	3	21970	16	21969	1.10	NC	
VS	BPK	4	ACID	3	22028	17		0.77	NC	
VS	BPK	4	ACID	3	22132	18		0.78	NC	
VS	BPK	4	ACID	3	22164	19		1.01	NC	
VS	BPK	4	ALK	4	20493	1		0.57	NC	
VS	BPK	4	ALK	4	20509	2		0.33	ND	
VS	BPK	4	ALK	4	20586	3		0.79	NC	
VS	BPK	4	ALK	4	20638	4		0.34	ND	
VS	BPK	4	ALK	4	20679	5		0.46	ND	
VS	BPK	4	ALK	4	20702	6		1.93	NC	
VS	BPK	4	ALK	4	20770	7		1.67	ND	
VS	BPK	4	ALK	4	20833	8		0.37	NC	
VS	BPK	4	ALK	4	20896	9		0.97	NC	
VS	BPK	4	ALK	4	21258	11		0.58	ND	
VS	BPK	4	ALK	4	21430	12		0.15	NC	
VS	BPK	4	ALK	4	21522	13		0.27	ND	
VS	BPK	4	ALK	4	21850	14		0.33	NC	
VS	BPK	4	ALK	4	21913	15		0.46	ND	
VS	BPK	4	ALK	4	21971	16		0.44	NC	
VS	BPK	4	ALK	4	22029	17		0.56	NC	
VS	BPK	4	ALK	4	22133	18		0.25	ND	
VS	BPK	4	ALK	4	22165	19		0.14	NC	
VS	DS	1	ACID	2	20605	1		4.41	ND	
VS	DS	1	ACID	2	20746	2		5.07	ND	
VS	DS	1	ACID	2	20786	3		.		EXCLUDE
VS	DS	1	ACID	2	20845	4		4.06	ND	
VS	DS	1	ACID	2	20910	5		5.10	ND	
VS	DS	1	ACID	2	20946	6	20947	3.90	ND	
VS	DS	1	ACID	2	20947	6	20946	3.90	ND	
VS	DS	1	ACID	2	20981	7		4.81	ND	
VS	DS	1	ACID	2	21025	8		5.30	ND	
VS	DS	1	ACID	2	21047	9		4.53	ND	
VS	DS	1	ACID	2	21270	11		.		
VS	DS	1	ACID	2	21300	12		6.46	ND	
VS	DS	1	ACID	2	21500	13		6.25	ND	
VS	DS	1	ACID	2	21557	14		6.16	ND	
VS	DS	1	ACID	2	21880	15		8.44	NC	
VS	DS	1	ACID	2	21961	16	21962	5.13	ND	
VS	DS	1	ACID	2	21962	16	21961	5.13	ND	
VS	DS	1	ACID	2	22007	17		5.18	ND	

Abbreviations Used in Listing:
VS = Long-Term Study, ST = Short-Term Study, Q49 = Selfmonitoring Data Question 49 Part A
NC = Non-Censored, ND = Non-Detect, MC = Mid-Censored, RC = Right-Censored
Sampling Day for Long-Term Study = Weeks 1-9 Summer Sampling and 11-19 Winter Sampling

Appendix K Listing 1

Production-Normalized Loadings Used in Limitations Development Prior to Aggregation of Duplicates and Streams

CAS Number=78933 Analyte=2-Butanone (MEK) Unit=G/KKG
(continued)

Source	Subcategory	Option	Stream	Sample Point Number	Sample	Sampling Day	Duplicates	Prod. Norm. Loadings	Measurement Type	SCC Qualifier
VS	DS	1	ACID	2	22061	18		7.48	ND	
VS	DS	1	ACID	2	22138	19		7.84	NC	
VS	DS	1	ALK	3	20606	1		8.26	NC	
VS	DS	1	ALK	3	20747	2		5.36	NC	
VS	DS	1	ALK	3	20787	3		0.51	ND	
VS	DS	1	ALK	3	20846	4		249.55	NC	
VS	DS	1	ALK	3	20917	5		36.97	NC	
VS	DS	1	ALK	3	20961	6		0.55	ND	
VS	DS	1	ALK	3	20982	7		51.83	NC	
VS	DS	1	ALK	3	21026	8		92.56	ND	
VS	DS	1	ALK	3	21048	9	21049	111.36	NC	
VS	DS	1	ALK	3	21049	9	21048	118.68	NC	
VS	DS	1	ALK	3	21271	11		.		
VS	DS	1	ALK	3	21468	12		54.70	NC	
VS	DS	1	ALK	3	21501	13		19.15	NC	
VS	DS	1	ALK	3	21558	14		98.45	NC	
VS	DS	1	ALK	3	21881	15		173.87	NC	
VS	DS	1	ALK	3	21963	16		29.84	NC	
VS	DS	1	ALK	3	22008	17		37.50	NC	
VS	DS	1	ALK	3	22062	18		10.86	NC	
VS	DS	1	ALK	3	22139	19	22140	74.96	NC	
VS	DS	1	ALK	3	22140	19	22139	61.35	NC	

CAS Number=59473040 Analyte=Absorbable Organic Halides Unit=KG/KKG

Source	Subcategory	Option	Stream	Sample Point Number	Sample	Sampling Day	Duplicates	Prod. Norm. Loadings	Measurement Type	SCC Qualifier
VS	BPK	3	FE	8	20486	1		1.23	RC	>
VS	BPK	3	FE	8	20504	2				DETECTED
VS	BPK	3	FE	8	20520	3		0.35	RC	>
VS	BPK	3	FE	8	20531	4	20532	0.21	RC	>
VS	BPK	3	FE	8	20532	4	20531	0.37	RC	>
VS	BPK	3	FE	8	20633	5		0.59	RC	>
VS	BPK	3	FE	8	20674	6		0.28	NC	
VS	BPK	3	FE	8	20689	7		0.23	RC	>
VS	BPK	3	FE	8	20891	8		0.21	NC	
VS	BPK	3	FE	8	20781	9		0.36	NC	
VS	BPK	3	FE	8	21306	11		.		DETECTED
VS	BPK	3	FE	8	21481	12		0.93	NC	
VS	BPK	3	FE	8	21540	13		0.28	NC	
VS	BPK	3	FE	8	21861	14	21862	0.38	NC	
VS	BPK	3	FE	8	21862	14	21861	0.37	NC	
VS	BPK	3	FE	8	21909	15		0.40	NC	
VS	BPK	3	FE	8	21950	16		0.35	NC	
VS	BPK	3	FE	8	22002	17		0.34	NC	
VS	BPK	3	FE	8	22041	18		0.66	NC	
VS	BPK	3	FE	8	22084	19		0.49	NC	
VS	BPK	4	FE	6	20495	1		0.08	RC	>
VS	BPK	4	FE	6	20512	2		.		DETECTED
VS	BPK	4	FE	6	20588	3		0.09	NC	
VS	BPK	4	FE	6	20640	4	20641	0.09	RC	>
VS	BPK	4	FE	6	20641	4	20640	0.08	RC	>
VS	BPK	4	FE	6	20681	5		0.13	RC	>
VS	BPK	4	FE	6	20704	6		0.13	NC	
VS	BPK	4	FE	6	20772	7		0.03	RC	>
VS	BPK	4	FE	6	20835	8		0.09	NC	
VS	BPK	4	FE	6	20898	9		0.10	NC	
VS	BPK	4	FE	6	21260	11				DETECTED
VS	BPK	4	FE	6	21433	12		0.16	NC	
VS	BPK	4	FE	6	21524	13		0.16	RC	>
VS	BPK	4	FE	6	21852	14	21853			DETECTED
VS	BPK	4	FE	6	21853	14	21852	.		DETECTED
VS	BPK	4	FE	6	21915	15		0.13	NC	
VS	BPK	4	FE	6	21973	16		0.22	NC	
VS	BPK	4	FE	6	22031	17		0.17	NC	
VS	BPK	4	FE	6	22135	18		0.12	NC	
VS	BPK	4	FE	6	22167	19		0.15	NC	
VS	DS	1	FE	7	20610	1		0.44	RC	>
VS	DS	1	FE	7	20752	2		0.25	RC	>
VS	DS	1	FE	7	20791	3		0.55	RC	>
VS	DS	1	FE	7	20850	4		0.75	NC	
VS	DS	1	FE	7	20965	6		1.33	RC	>
VS	DS	1	FE	7	20989	7		0.96	NC	
VS	DS	1	FE	7	21030	8		0.92	RC	>
VS	DS	1	FE	7	21053	9		1.79	RC	>
VS	DS	1	FE	7	21275	11		0.44	NC	
VS	DS	1	FE	7	21473	12		1.68	NC	
VS	DS	1	FE	7	21505	13		0.79	RC	>
VS	DS	1	FE	7	21562	14		1.04	NC	
VS	DS	1	FE	7	21886	15		0.60	NC	
VS	DS	1	FE	7	21967	16		1.07	NC	
VS	DS	1	FE	7	22013	17		1.51	NC	
VS	DS	1	FE	7	22066	18		1.06	NC	
VS	DS	1	FE	7	22144	19		0.82	NC	

Abbreviations Used in Listing:
VS = Long-Term Study, ST = Short-Term Study, Q49 = Selfmonitoring Data Question 49 Part A
NC = Non-Censored, ND = Non-Detect, MC = Mid-Censored, RC = Right-Censored
Sampling Day for Long-Term Study = Weeks 1-9 Summer Sampling and 11-19 Winter Sampling

Appendix K - Listing 1

Production-Normalized Loadings Used in Limitations Development Prior to Aggregation of Duplicates and Streams

CAS Number=COLOR Analyte=Color Unit=KG/KKG

Source	Subcategory	Option	Stream	Sample Point Number	Sample	Sampling Day	Duplicates	Prod. Norm. Loadings	Measurement Type	SCC Qualifier
VS	BPK	4	FE	6	20495	1		42.82	NC	
VS	BPK	4	FE	6	20512	2		64.56	NC	
VS	BPK	4	FE	6	20588	3		57.18	NC	
VS	BPK	4	FE	6	20640	4	20641	65.41	NC	
VS	BPK	4	FE	6	20641	4	20640	64.52	NC	
VS	BPK	4	FE	6	20681	5		91.17	NC	
VS	BPK	4	FE	6	20704	6		79.58	NC	
VS	BPK	4	FE	6	20772	7		40.08	NC	
VS	BPK	4	FE	6	20835	8		85.24	NC	
VS	BPK	4	FE	6	20898	9		106.43	NC	
VS	BPK	4	FE	6	21260	11		77.20	NC	
VS	BPK	4	FE	6	21433	12		79.88	NC	
VS	BPK	4	FE	6	21524	13		71.83	NC	
VS	BPK	4	FE	6	21852	14	21853	60.64	NC	
VS	BPK	4	FE	6	21853	14	21852	61.53	NC	
VS	BPK	4	FE	6	21915	15		81.00	NC	
VS	BPK	4	FE	6	21973	16		77.42	NC	
VS	BPK	4	FE	6	22031	17		65.79	NC	
VS	BPK	4	FE	6	22135	18		64.89	NC	
VS	BPK	4	FE	6	22167	19		68.47	NC	

CAS Number=1004 Analyte=Chemical Oxygen Demand Unit=KG/KKG

Source	Subcategory	Option	Stream	Sample Point Number	Sample	Sampling Day	Duplicates	Prod. Norm. Loadings	Measurement Type	SCC Qualifier
Q49-1	BPK	A	FE			1		27.84	NC	
Q49-1	BPK	A	FE			2		31.26	NC	
Q49-1	BPK	A	FE			3		28.33	NC	
Q49-1	BPK	A	FE			4		31.01	NC	
Q49-1	BPK	A	FE			5		30.77	NC	
Q49-1	BPK	A	FE			6		33.70	NC	
Q49-1	BPK	A	FE			7		25.64	NC	
Q49-1	BPK	A	FE			8		26.37	NC	
Q49-1	BPK	A	FE			9		27.59	NC	
Q49-1	BPK	A	FE			10		31.26	NC	
Q49-1	BPK	A	FE			11		24.42	NC	
Q49-1	BPK	A	FE			12		20.51	NC	
Q49-1	BPK	A	FE			13		25.64	NC	
Q49-1	BPK	A	FE			14		32.72	NC	
Q49-1	BPK	A	FE			15		23.93	NC	
Q49-1	BPK	A	FE			16		25.40	NC	
Q49-1	BPK	A	FE			17		23.69	NC	
Q49-1	BPK	A	FE			18		28.82	NC	
Q49-1	BPK	A	FE			19		30.28	NC	
Q49-1	BPK	A	FE			20		33.70	NC	
Q49-1	BPK	A	FE			21		31.01	NC	
Q49-1	BPK	A	FE			22		31.75	NC	
Q49-1	BPK	A	FE			23		33.46	NC	
Q49-1	BPK	A	FE			24		31.01	NC	
Q49-1	BPK	A	FE			25		26.86	NC	
Q49-1	BPK	A	FE			26		30.53	NC	
Q49-1	BPK	A	FE			27		22.22	NC	
Q49-1	BPK	A	FE			28		17.34	NC	
Q49-1	BPK	A	FE			29		26.13	NC	
Q49-1	BPK	A	FE			30		23.93	NC	
Q49-1	BPK	A	FE			31		24.66	NC	
Q49-1	BPK	A	FE			32		24.56	NC	
Q49-1	BPK	A	FE			33		30.64	NC	
Q49-1	BPK	A	FE			34		38.67	NC	
Q49-1	BPK	A	FE			35		34.29	NC	
Q49-1	BPK	A	FE			36		34.54	NC	
Q49-1	BPK	A	FE			37		36.72	NC	
Q49-1	BPK	A	FE			38		31.62	NC	
Q49-1	BPK	A	FE			39		29.67	NC	
Q49-1	BPK	A	FE			40		27.24	NC	
Q49-1	BPK	A	FE			41		29.43	NC	
Q49-1	BPK	A	FE			42		27.73	NC	
Q49-1	BPK	A	FE			43		29.19	NC	
Q49-1	BPK	A	FE			44		33.81	NC	
Q49-1	BPK	A	FE			45		32.59	NC	
Q49-1	BPK	A	FE			46		26.02	NC	
Q49-1	BPK	A	FE			47		36.24	NC	
Q49-1	BPK	A	FE			48		27.24	NC	
Q49-1	BPK	A	FE			49		31.86	NC	
Q49-1	BPK	A	FE			50		29.91	NC	
Q49-1	BPK	A	FE			51		31.37	NC	
Q49-1	BPK	A	FE			52		32.10	NC	
Q49-1	BPK	A	FE			53		28.70	NC	
Q49-1	BPK	A	FE			54		34.29	NC	
Q49-1	BPK	A	FE			55		30.40	NC	
Q49-1	BPK	A	FE			56		25.29	NC	
Q49-1	BPK	A	FE			57		30.89	NC	
Q49-1	BPK	A	FE			58		29.67	NC	
Q49-1	BPK	A	FE			59		29.43	NC	
Q49-1	BPK	A	FE			60		28.82	NC	
Q49-1	BPK	A	FE			61		35.85	NC	
Q49-1	BPK	A	FE			62		35.36	NC	
Q49-1	BPK	A	FE			63		35.36	NC	
Q49-1	BPK	A	FE			64		35.36	NC	

Abbreviations Used in Listing:
VS = Long-Term Study, ST = Short-Term Study, Q49 = Selfmonitoring Data Question 49 Part A
NC = Non-Censored, ND = Non-Detect, MC = Mid-Censored, RC = Right-Censored
Sampling Day for Long-Term Study = Weeks 1-9 Summer Sampling and 11-19 Winter Sampling

Appendix K Listing 1

Production-Normalized Loadings Used in Limitations Development Prior to Aggregation of Duplicates and Streams

CAS Number=1004 Analyte=Chemical Oxygen Demand Unit=KG/KKG
(continued)

Source	Subcategory	Option	Stream	Sample Point Number	Sample	Sampling Day	Duplicates	Prod. Norm. Loadings	Measurement Type	SCC Qualifier
Q49-1	BPK	A	FE			65		32.70	NC	
Q49-1	BPK	A	FE			66		34.64	NC	
Q49-1	BPK	A	FE			67		30.76	NC	
Q49-1	BPK	A	FE			68		32.46	NC	
Q49-1	BPK	A	FE			69		34.64	NC	
Q49-1	BPK	A	FE			70		37.54	NC	
Q49-1	BPK	A	FE			71		36.57	NC	
Q49-1	BPK	A	FE			72		34.39	NC	
Q49-1	BPK	A	FE			73		28.58	NC	
Q49-1	BPK	A	FE			74		27.86	NC	
Q49-1	BPK	A	FE			75		33.43	NC	
Q49-1	BPK	A	FE			76		30.04	NC	
Q49-1	BPK	A	FE			77		31.49	NC	
Q49-1	BPK	A	FE			78		36.82	NC	
Q49-1	BPK	A	FE			79		37.30	NC	
Q49-1	BPK	A	FE			80		40.21	NC	
Q49-1	BPK	A	FE			81		28.82	NC	
Q49-1	BPK	A	FE			82		36.09	NC	
Q49-1	BPK	A	FE			83		30.28	NC	
Q49-1	BPK	A	FE			84		28.10	NC	
Q49-1	BPK	A	FE			85		29.55	NC	
Q49-1	BPK	A	FE			86		29.07	NC	
Q49-1	BPK	A	FE			87		19.38	NC	
Q49-1	BPK	A	FE			88		33.67	NC	
Q49-1	BPK	A	FE			89		25.92	NC	
Q49-1	BPK	A	FE			90		31.00	NC	
Q49-1	BPK	A	FE			91		31.69	NC	
Q49-1	BPK	A	FE			92		32.88	NC	
Q49-1	BPK	A	FE			93		27.16	NC	
Q49-1	BPK	A	FE			94		22.16	NC	
Q49-1	BPK	A	FE			95		21.92	NC	
Q49-1	BPK	A	FE			96		20.01	NC	
Q49-1	BPK	A	FE			97		17.87	NC	
Q49-1	BPK	A	FE			98		28.59	NC	
Q49-1	BPK	A	FE			99		24.30	NC	
Q49-1	BPK	A	FE			100		28.11	NC	
Q49-1	BPK	A	FE			101		24.06	NC	
Q49-1	BPK	A	FE			102		41.22	NC	
Q49-1	BPK	A	FE			103		27.16	NC	
Q49-1	BPK	A	FE			104		24.78	NC	
Q49-1	BPK	A	FE			105		35.26	NC	
Q49-1	BPK	A	FE			106		38.83	NC	
Q49-1	BPK	A	FE			107		31.21	NC	
Q49-1	BPK	A	FE			108		27.40	NC	
Q49-1	BPK	A	FE			109		25.49	NC	
Q49-1	BPK	A	FE			110		35.74	NC	
Q49-1	BPK	A	FE			111		23.82	NC	
Q49-1	BPK	A	FE			112		33.35	NC	
Q49-1	BPK	A	FE			113		29.54	NC	
Q49-1	BPK	A	FE			114		30.26	NC	
Q49-1	BPK	A	FE			115		30.97	NC	
Q49-1	BPK	A	FE			116		32.40	NC	
Q49-1	BPK	A	FE			117		28.11	NC	
Q49-1	BPK	A	FE			118		29.78	NC	
Q49-1	BPK	A	FE			119		34.19	NC	
Q49-1	BPK	A	FE			120		26.13	NC	
Q49-1	BPK	A	FE			121		29.06	NC	
Q49-1	BPK	A	FE			122		30.53	NC	
Q49-1	BPK	A	FE			123		31.99	NC	
Q49-1	BPK	A	FE			124		31.26	NC	
Q49-1	BPK	A	FE			125		33.94	NC	
Q49-1	BPK	A	FE			126		27.11	NC	
Q49-1	BPK	A	FE			127		27.59	NC	
Q49-1	BPK	A	FE			128		18.56	NC	
Q49-1	BPK	A	FE			129		26.62	NC	
Q49-1	BPK	A	FE			130		19.54	NC	
Q49-1	BPK	A	FE			131		27.35	NC	
Q49-1	BPK	A	FE			132		30.53	NC	
Q49-1	BPK	A	FE			133		30.53	NC	
Q49-1	BPK	A	FE			134		24.42	NC	
Q49-1	BPK	A	FE			135		26.86	NC	
Q49-1	BPK	A	FE			136		28.08	NC	
Q49-1	BPK	A	FE			137		39.07	NC	
Q49-1	BPK	A	FE			138		26.86	NC	
Q49-1	BPK	A	FE			139		23.20	NC	
Q49-1	BPK	A	FE			140		30.04	NC	
Q49-1	BPK	A	FE			141		38.58	NC	
Q49-1	BPK	A	FE			142		33.94	NC	
Q49-1	BPK	A	FE			143		27.59	NC	
Q49-1	BPK	A	FE			144		30.77	NC	
Q49-1	BPK	A	FE			145		33.94	NC	
Q49-1	BPK	A	FE			146		27.84	NC	
Q49-1	BPK	A	FE			147		25.64	NC	
Q49-1	BPK	A	FE			148		35.27	NC	
Q49-1	BPK	A	FE			149		37.27	NC	
Q49-1	BPK	A	FE			150		30.52	NC	
Q49-1	BPK	A	FE			151		38.52	NC	
Q49-1	BPK	A	FE			152		26.77	NC	
Q49-1	BPK	A	FE			153		29.52	NC	
Q49-1	BPK	A	FE			154		32.77	NC	

Abbreviations Used in Listing:
VS = Long-Term Study, ST = Short-Term Study, Q49 = Selfmonitoring Data Question 49 Part A
NC = Non-Censored, ND = Non-Detect, MC = Mid-Censored, RC = Right-Censored
Sampling Day for Long-Term Study = Weeks 1-9 Summer Sampling and 11-19 Winter Sampling

Appendix K - Listing 1

Production-Normalized Loadings Used in Limitations Development Prior to Aggregation of Duplicates and Streams

CAS Number=1004 Analyte=Chemical Oxygen Demand Unit=KG/KKG
(continued)

Source	Subcategory	Option	Stream	Sample Point Number	Sample	Sampling Day	Duplicates	Prod. Norm. Loadings	Measurement Type	SCC Qualifier
Q49-1	BPK	A	FE			155		28.02	NC	
Q49-1	BPK	A	FE			156		32.27	NC	
Q49-1	BPK	A	FE			157		28.52	NC	
Q49-1	BPK	A	FE			158		33.27	NC	
Q49-1	BPK	A	FE			159		27.27	NC	
Q49-1	BPK	A	FE			160		25.52	NC	
Q49-1	BPK	A	FE			161		28.52	NC	
Q49-1	BPK	A	FE			162		30.02	NC	
Q49-1	BPK	A	FE			163		23.77	NC	
Q49-1	BPK	A	FE			164		32.52	NC	
Q49-1	BPK	A	FE			165		34.77	NC	
Q49-1	BPK	A	FE			166		27.52	NC	
Q49-1	BPK	A	FE			167		21.26	NC	
Q49-1	BPK	A	FE			168		25.02	NC	
Q49-1	BPK	A	FE			169		25.52	NC	
Q49-1	BPK	A	FE			170		23.51	NC	
Q49-1	BPK	A	FE			171		27.27	NC	
Q49-1	BPK	A	FE			172		28.02	NC	
Q49-1	BPK	A	FE			173		24.77	NC	
Q49-1	BPK	A	FE			174		30.02	NC	
Q49-1	BPK	A	FE			175		25.27	NC	
Q49-1	BPK	A	FE			176		22.01	NC	
Q49-1	BPK	A	FE			177		22.01	NC	
Q49-1	BPK	A	FE			178		22.71	NC	
Q49-1	BPK	A	FE			179		21.49	NC	
Q49-1	BPK	A	FE			180		16.36	NC	
Q49-1	BPK	A	FE			181		23.20	NC	
Q49-1	BPK	A	FE			182		20.51	NC	
Q49-1	BPK	A	FE			183		21.98	NC	
Q49-1	BPK	A	FE			184		20.76	NC	
Q49-1	BPK	A	FE			185		23.69	NC	
Q49-1	BPK	A	FE			186		23.44	NC	
Q49-1	BPK	A	FE			187		28.08	NC	
Q49-1	BPK	A	FE			188		24.18	NC	
Q49-1	BPK	A	FE			189		21.98	NC	
Q49-1	BPK	A	FE			190		20.76	NC	
Q49-1	BPK	A	FE			191		10.99	NC	
Q49-1	BPK	A	FE			192		18.32	NC	
Q49-1	BPK	A	FE			193		25.89	NC	
Q49-1	BPK	A	FE			194		21.25	NC	
Q49-1	BPK	A	FE			195		20.76	NC	
Q49-1	BPK	A	FE			196		20.76	NC	
Q49-1	BPK	A	FE			197		24.42	NC	
Q49-1	BPK	A	FE			198		22.71	NC	
Q49-1	BPK	A	FE			199		25.40	NC	
Q49-1	BPK	A	FE			200		29.79	NC	
Q49-1	BPK	A	FE			201		28.82	NC	
Q49-1	BPK	A	FE			202		26.86	NC	
Q49-1	BPK	A	FE			203		28.33	NC	
Q49-1	BPK	A	FE			204		28.33	NC	
Q49-1	BPK	A	FE			205		23.44	NC	
Q49-1	BPK	A	FE			206		27.35	NC	
Q49-1	BPK	A	FE			207		31.75	NC	
Q49-1	BPK	A	FE			208		28.08	NC	
Q49-1	BPK	A	FE			209		28.82	NC	
Q49-1	BPK	A	FE			210		27.41	NC	
Q49-1	BPK	A	FE			211		29.52	NC	
Q49-1	BPK	A	FE			212		27.41	NC	
Q49-1	BPK	A	FE			213		24.60	NC	
Q49-1	BPK	A	FE			214		29.05	NC	
Q49-1	BPK	A	FE			215		28.58	NC	
Q49-1	BPK	A	FE			216		19.21	NC	
Q49-1	BPK	A	FE			217		14.76	NC	
Q49-1	BPK	A	FE			218		27.18	NC	
Q49-1	BPK	A	FE			219		26.24	NC	
Q49-1	BPK	A	FE			220		19.68	NC	
Q49-1	BPK	A	FE			221		20.38	NC	
Q49-1	BPK	A	FE			222		14.76	NC	
Q49-1	BPK	A	FE			223		13.12	NC	
Q49-1	BPK	A	FE			224		27.88	NC	
Q49-1	BPK	A	FE			225		25.77	NC	
Q49-1	BPK	A	FE			226		26.00	NC	
Q49-1	BPK	A	FE			227		22.26	NC	
Q49-1	BPK	A	FE			228		25.54	NC	
Q49-1	BPK	A	FE			229		25.77	NC	
Q49-1	BPK	A	FE			230		21.55	NC	
Q49-1	BPK	A	FE			231		25.07	NC	
Q49-1	BPK	A	FE			232		27.64	NC	
Q49-1	BPK	A	FE			233		31.16	NC	
Q49-1	BPK	A	FE			234		28.11	NC	
Q49-1	BPK	A	FE			235		22.02	NC	
Q49-1	BPK	A	FE			236		27.18	NC	
Q49-1	BPK	A	FE			237		26.71	NC	
Q49-1	BPK	A	FE			238		23.90	NC	
Q49-1	BPK	A	FE			239		21.79	NC	
Q49-1	BPK	A	FE			240		28.54	NC	
Q49-1	BPK	A	FE			241		24.17	NC	
Q49-1	BPK	A	FE			242		21.85	NC	
Q49-1	BPK	A	FE			243		26.74	NC	
Q49-1	BPK	A	FE			244		19.80	NC	

Abbreviations Used in Listing:
VS = Long-Term Study, ST = Short-Term Study, Q49 = Selfmonitoring Data Question 49 Part A
NC = Non-Censored, ND = Non-Detect, MC = Mid-Censored, RC = Right-Censored
Sampling Day for Long-Term Study = Weeks 1-9 Summer Sampling and 11-19 Winter Sampling

Appendix K Listing 1

Production-Normalized Loadings Used in Limitations Development Prior to Aggregation of Duplicates and Streams

CAS Number=1004 Analyte=Chemical Oxygen Demand Unit=KG/KKG
(continued)

Source	Subcategory	Option	Stream	Sample Point Number	Sample	Sampling Day	Duplicates	Prod. Norm. Loadings	Measurement Type	SCC Qualifier
Q49-1	BPK	A	FE			245		21.34	NC	
Q49-1	BPK	A	FE			246		15.43	NC	
Q49-1	BPK	A	FE			247		16.71	NC	
Q49-1	BPK	A	FE			248		20.31	NC	
Q49-1	BPK	A	FE			249		19.28	NC	
Q49-1	BPK	A	FE			250		20.31	NC	
Q49-1	BPK	A	FE			251		20.31	NC	
Q49-1	BPK	A	FE			252		25.97	NC	
Q49-1	BPK	A	FE			253		28.02	NC	
Q49-1	BPK	A	FE			254		25.45	NC	
Q49-1	BPK	A	FE			255		24.43	NC	
Q49-1	BPK	A	FE			256		20.57	NC	
Q49-1	BPK	A	FE			257		23.40	NC	
Q49-1	BPK	A	FE			258		21.08	NC	
Q49-1	BPK	A	FE			259		21.60	NC	
Q49-1	BPK	A	FE			260		25.71	NC	
Q49-1	BPK	A	FE			261		18.00	NC	
Q49-1	BPK	A	FE			262		34.20	NC	
Q49-1	BPK	A	FE			263		24.17	NC	
Q49-1	BPK	A	FE			264		20.05	NC	
Q49-1	BPK	A	FE			265		18.00	NC	
Q49-1	BPK	A	FE			266		22.63	NC	
Q49-1	BPK	A	FE			267		26.74	NC	
Q49-1	BPK	A	FE			268		24.68	NC	
Q49-1	BPK	A	FE			269		22.11	NC	
Q49-1	BPK	A	FE			270		21.26	NC	
Q49-1	BPK	A	FE			271		26.33	NC	
Q49-1	BPK	A	FE			272		20.00	NC	
Q49-1	BPK	A	FE			273		20.25	NC	
Q49-1	BPK	A	FE			274		17.72	NC	
Q49-1	BPK	A	FE			275		23.73	NC	
Q49-1	BPK	A	FE			276		16.45	NC	
Q49-1	BPK	A	FE			277		25.06	NC	
Q49-1	BPK	A	FE			278		25.06	NC	
Q49-1	BPK	A	FE			279		26.07	NC	
Q49-1	BPK	A	FE			280		20.76	NC	
Q49-1	BPK	A	FE			281		27.34	NC	
Q49-1	BPK	A	FE			282		24.05	NC	
Q49-1	BPK	A	FE			283		23.29	NC	
Q49-1	BPK	A	FE			284		23.79	NC	
Q49-1	BPK	A	FE			285		26.07	NC	
Q49-1	BPK	A	FE			286		22.53	NC	
Q49-1	BPK	A	FE			287		20.50	NC	
Q49-1	BPK	A	FE			288		23.04	NC	
Q49-1	BPK	A	FE			289		21.52	NC	
Q49-1	BPK	A	FE			290		25.31	NC	
Q49-1	BPK	A	FE			291		23.04	NC	
Q49-1	BPK	A	FE			292		27.85	NC	
Q49-1	BPK	A	FE			293		23.04	NC	
Q49-1	BPK	A	FE			294		16.45	NC	
Q49-1	BPK	A	FE			295		25.06	NC	
Q49-1	BPK	A	FE			296		20.76	NC	
Q49-1	BPK	A	FE			297		19.74	NC	
Q49-1	BPK	A	FE			298		22.78	NC	
Q49-1	BPK	A	FE			299		19.49	NC	
Q49-1	BPK	A	FE			300		26.58	NC	
Q49-1	BPK	A	FE			301		24.42	NC	
Q49-1	BPK	A	FE			302		19.05	NC	
Q49-1	BPK	A	FE			303		14.16	NC	
Q49-1	BPK	A	FE			304		16.61	NC	
Q49-1	BPK	A	FE			305		17.09	NC	
Q49-1	BPK	A	FE			306		20.51	NC	
Q49-1	BPK	A	FE			307		19.96	NC	
Q49-1	BPK	A	FE			308		27.11	NC	
Q49-1	BPK	A	FE			309		24.18	NC	
Q49-1	BPK	A	FE			310		27.35	NC	
Q49-1	BPK	A	FE			311		24.66	NC	
Q49-1	BPK	A	FE			312		23.93	NC	
Q49-1	BPK	A	FE			313		24.18	NC	
Q49-1	BPK	A	FE			314		21.98	NC	
Q49-1	BPK	A	FE			315		16.61	NC	
Q49-1	BPK	A	FE			316		14.90	NC	
Q49-1	BPK	A	FE			317		14.65	NC	
Q49-1	BPK	A	FE			318		19.54	NC	
Q49-1	BPK	A	FE			319		23.20	NC	
Q49-1	BPK	A	FE			320		27.35	NC	
Q49-1	BPK	A	FE			321		23.93	NC	
Q49-1	BPK	A	FE			322		21.73	NC	
Q49-1	BPK	A	FE			323		16.36	NC	
Q49-1	BPK	A	FE			324		22.22	NC	
Q49-1	BPK	A	FE			325		25.40	NC	
Q49-1	BPK	A	FE			326		18.32	NC	
Q49-1	BPK	A	FE			327		18.32	NC	
Q49-1	BPK	A	FE			328		17.09	NC	
Q49-1	BPK	A	FE			329		23.20	NC	
Q49-1	BPK	A	FE			330		22.04	NC	
Q49-1	BPK	A	FE			331		21.68	NC	
Q49-1	BPK	A	FE			332		25.97	NC	
Q49-1	BPK	A	FE			333		8.32	NC	
Q49-1	BPK	A	FE			334		26.98	NC	

Abbreviations Used in Listing:
VS = Long-Term Study, ST = Short-Term Study, Q49 = Selfmonitoring Data Question 49 Part A
NC = Non-Censored, ND = Non-Detect, MC = Mid-Censored, RC = Right-Censored
Sampling Day for Long-Term Study = Weeks 1-9 Summer Sampling and 11-19 Winter Sampling

Appendix K - Listing 1

Production-Normalized Loadings Used in Limitations Development Prior to Aggregation of Duplicates and Streams

CAS Number=1004 Analyte=Chemical Oxygen Demand Unit=KG/KKG
(continued)

Source	Subcategory	Option	Stream	Sample Point Number	Sample	Sampling Day	Duplicates	Prod. Norm. Loadings	Measurement Type	SCC Qualifier
Q49-1	BPK	A	FE			335		23.83	NC	
Q49-1	BPK	A	FE			336		19.67	NC	
Q49-1	BPK	A	FE			337		27.74	NC	
Q49-1	BPK	A	FE			338		31.27	NC	
Q49-1	BPK	A	FE			339		27.23	NC	
Q49-1	BPK	A	FE			340		22.82	NC	
Q49-1	BPK	A	FE			341		17.97	NC	
Q49-1	BPK	A	FE			342		18.91	NC	
Q49-1	BPK	A	FE			343		19.67	NC	
Q49-1	BPK	A	FE			344		16.64	NC	
Q49-1	BPK	A	FE			345		19.16	NC	
Q49-1	BPK	A	FE			346		20.17	NC	
Q49-1	BPK	A	FE			347		21.94	NC	
Q49-1	BPK	A	FE			348		18.91	NC	
Q49-1	BPK	A	FE			349		32.78	NC	
Q49-1	BPK	A	FE			350		17.65	NC	
Q49-1	BPK	A	FE			351		27.74	NC	
Q49-1	BPK	A	FE			352		7.56	NC	
Q49-1	BPK	A	FE			353		11.35	NC	
Q49-1	BPK	A	FE			354		10.09	NC	
Q49-1	BPK	A	FE			355		32.78	NC	
Q49-1	BPK	A	FE			356		22.69	NC	
Q49-1	BPK	A	FE			357		17.15	NC	
Q49-1	BPK	A	FE			358		19.54	NC	
Q49-1	BPK	A	FE			359		15.13	NC	
Q49-1	BPK	A	FE			360		15.13	NC	
Q49-1	BPK	A	FE			361		22.11	NC	
Q49-1	BPK	A	FE			362		20.03	NC	
Q49-1	BPK	A	FE			363		20.11	NC	
Q49-1	BPK	A	FE			364		21.22	NC	
Q49-1	BPK	A	FE			365		21.15	NC	
Q49-1	BPK	A	FE			366		25.45	NC	
Q49-1	BPK	A	FE			367		19.67	NC	
Q49-1	BPK	A	FE			368		17.96	NC	
Q49-1	BPK	A	FE			369		25.52	NC	
Q49-1	BPK	A	FE			370		22.71	NC	
Q49-1	BPK	A	FE			371		12.26	NC	
Q49-1	BPK	A	FE			372		10.17	NC	
Q49-1	BPK	A	FE			373		17.19	NC	
Q49-1	BPK	A	FE			374		19.85	NC	
Q49-1	BPK	A	FE			375		23.56	NC	
Q49-1	BPK	A	FE			376		22.90	NC	
Q49-1	BPK	A	FE			377		24.01	NC	
Q49-1	BPK	A	FE			378		24.59	NC	
Q49-1	BPK	A	FE			379		18.16	NC	
Q49-1	BPK	A	FE			380		14.96	NC	
Q49-1	BPK	A	FE			381		16.43	NC	
Q49-1	BPK	A	FE			382		19.44	NC	
Q49-1	BPK	A	FE			383		19.31	NC	
Q49-1	BPK	A	FE			384		19.17	NC	
Q49-1	BPK	A	FE			385		17.73	NC	
Q49-1	BPK	A	FE			386		18.70	NC	
Q49-1	BPK	A	FE			387		16.32	NC	
Q49-1	BPK	A	FE			388		19.01	NC	
Q49-1	BPK	A	FE			389		23.97	NC	
Q49-1	BPK	A	FE			390		27.52	NC	
Q49-1	BPK	A	FE			391		25.84	NC	
Q49-1	BPK	A	FE			392		36.86	NC	
Q49-1	BPK	A	FE			393		31.87	NC	
Q49-1	BPK	A	FE			394		21.96	NC	
Q49-1	BPK	A	FE			395		30.23	NC	
Q49-1	BPK	A	FE			396		23.72	NC	
Q49-1	BPK	A	FE			397		26.64	NC	
Q49-1	BPK	A	FE			398		38.67	NC	
Q49-1	BPK	A	FE			399		20.78	NC	
Q49-1	BPK	A	FE			400		22.62	NC	
Q49-1	BPK	A	FE			401		22.97	NC	
Q49-1	BPK	A	FE			402		30.20	NC	
Q49-1	BPK	A	FE			403		22.28	NC	
Q49-1	BPK	A	FE			404		26.46	NC	
Q49-1	BPK	A	FE			405		22.87	NC	
Q49-1	BPK	A	FE			406		21.99	NC	
Q49-1	BPK	A	FE			407		18.50	NC	
Q49-1	BPK	A	FE			408		21.39	NC	
Q49-1	BPK	A	FE			409		21.56	NC	
Q49-1	BPK	A	FE			410		21.71	NC	
Q49-1	BPK	A	FE			411		22.81	NC	
Q49-1	BPK	A	FE			412		15.94	NC	
Q49-1	BPK	A	FE			413		10.41	NC	
Q49-1	BPK	A	FE			414		17.49	NC	
Q49-1	BPK	A	FE			415		19.53	NC	
Q49-1	BPK	A	FE			416		18.90	NC	
Q49-1	BPK	A	FE			417		22.93	NC	
Q49-1	BPK	A	FE			418		17.50	NC	
Q49-1	BPK	A	FE			419		17.60	NC	
Q49-1	BPK	A	FE			420		22.70	NC	
Q49-1	BPK	A	FE			421		26.66	NC	
Q49-1	BPK	A	FE			422		26.10	NC	
Q49-1	BPK	A	FE			423		22.74	NC	
Q49-1	BPK	A	FE			424		25.40	NC	

Abbreviations Used in Listing:
VS = Long-Term Study, ST = Short-Term Study, Q49 = Selfmonitoring Data Question 49 Part A
NC = Non-Censored, ND = Non-Detect, MC = Mid-Censored, RC = Right-Censored
Sampling Day for Long-Term Study = Weeks 1-9 Summer Sampling and 11-19 Winter Sampling

Appendix K Listing 1

Production-Normalized Loadings Used in Limitations Development Prior to Aggregation of Duplicates and Streams

CAS Number=1004 Analyte=Chemical Oxygen Demand Unit=KG/KKG
(continued)

Source	Subcategory	Option	Stream	Sample Point Number	Sample	Sampling Day	Duplicates	Prod. Norm. Loadings	Measurement Type	SCC Qualifier
Q49-1	BPK	A	FE			425		29.15	NC	
Q49-1	BPK	A	FE			426		22.64	NC	
Q49-1	BPK	A	FE			427		24.29	NC	
Q49-1	BPK	A	FE			428		24.14	NC	
Q49-1	BPK	A	FE			429		16.20	NC	
Q49-1	BPK	A	FE			430		21.94	NC	
Q49-1	BPK	A	FE			431		22.52	NC	
Q49-1	BPK	A	FE			432		21.57	NC	
Q49-1	BPK	A	FE			433		18.56	NC	
Q49-1	BPK	A	FE			434		21.48	NC	
Q49-1	BPK	A	FE			435		23.61	NC	
Q49-1	BPK	A	FE			436		21.29	NC	
Q49-1	BPK	A	FE			437		26.52	NC	
Q49-1	BPK	A	FE			438		23.15	NC	
Q49-1	BPK	A	FE			439		24.23	NC	
Q49-1	BPK	A	FE			440		26.83	NC	
Q49-1	BPK	A	FE			441		21.49	NC	
Q49-1	BPK	A	FE			442		20.70	NC	
Q49-1	BPK	A	FE			443		20.40	NC	
Q49-1	BPK	A	FE			444		25.56	NC	
Q49-1	BPK	A	FE			445		19.23	NC	
Q49-1	BPK	A	FE			446		20.94	NC	
Q49-1	BPK	A	FE			447		25.92	NC	
Q49-1	BPK	A	FE			448		27.17	NC	
Q49-1	BPK	A	FE			449		22.12	NC	
Q49-1	BPK	A	FE			450		21.82	NC	
Q49-1	BPK	A	FE			451		22.54	NC	
Q49-1	BPK	A	FE			452		20.13	NC	
Q49-1	BPK	A	FE			453		19.73	NC	
Q49-1	BPK	A	FE			454		24.34	NC	
Q49-1	BPK	A	FE			455		21.38	NC	
Q49-1	BPK	A	FE			456		26.34	NC	
Q49-1	BPK	A	FE			457		25.82	NC	
Q49-1	BPK	A	FE			458		24.38	NC	
Q49-1	BPK	A	FE			459		21.37	NC	
Q49-1	BPK	A	FE			460		14.72	NC	
Q49-1	BPK	A	FE			461		19.96	NC	
Q49-1	BPK	A	FE			462		18.70	NC	
Q49-1	BPK	A	FE			463		22.25	NC	
Q49-1	BPK	A	FE			464		27.87	NC	
Q49-1	BPK	A	FE			465		24.79	NC	
Q49-1	BPK	A	FE			466		23.73	NC	
Q49-1	BPK	A	FE			467		26.54	NC	
Q49-1	BPK	A	FE			468		27.98	NC	
Q49-1	BPK	A	FE			469		29.55	NC	
Q49-1	BPK	A	FE			470		15.66	NC	
Q49-1	BPK	A	FE			471		21.23	NC	
Q49-1	BPK	A	FE			472		19.48	NC	
Q49-1	BPK	A	FE			473		18.43	NC	
Q49-1	BPK	A	FE			474		40.33	NC	
Q49-1	BPK	A	FE			475		34.95	NC	
Q49-1	BPK	A	FE			476		22.41	NC	
Q49-1	BPK	A	FE			477		19.43	NC	
Q49-1	BPK	A	FE			478		23.96	NC	
Q49-1	BPK	A	FE			479		19.97	NC	
Q49-1	BPK	A	FE			480		22.95	NC	
Q49-1	BPK	A	FE			481		24.01	NC	
Q49-1	BPK	A	FE			482		19.02	NC	
Q49-1	BPK	A	FE			483		18.93	NC	
Q49-1	BPK	A	FE			484		21.98	NC	
Q49-1	BPK	A	FE			485		21.90	NC	
Q49-1	BPK	A	FE			486		24.55	NC	
Q49-1	BPK	A	FE			487		30.09	NC	
Q49-1	BPK	A	FE			488		24.57	NC	
Q49-1	BPK	A	FE			489		28.09	NC	
Q49-2	BPK	A	FE			1		28.66	NC	
Q49-2	BPK	A	FE			2		35.10	NC	
Q49-2	BPK	A	FE			3		35.69	NC	
Q49-2	BPK	A	FE			4		37.52	NC	
Q49-2	BPK	A	FE			5		42.64	NC	
Q49-2	BPK	A	FE			6		40.32	NC	
Q49-2	BPK	A	FE			7		35.64	NC	
Q49-2	BPK	A	FE			8		34.65	NC	
Q49-2	BPK	A	FE			9		40.95	NC	
Q49-2	BPK	A	FE			10		38.84	NC	
Q49-2	BPK	A	FE			11		47.06	NC	
Q49-2	BPK	A	FE			12		44.84	NC	
Q49-2	BPK	A	FE			13		37.43	NC	
Q49-2	BPK	A	FE			14		39.05	NC	
Q49-2	BPK	A	FE			15		33.90	NC	
Q49-2	BPK	A	FE			16		30.04	NC	
Q49-2	BPK	A	FE			17		36.42	NC	
Q49-2	BPK	A	FE			18		34.47	NC	
Q49-2	BPK	A	FE			19		36.05	NC	
Q49-2	BPK	A	FE			20		43.02	NC	
Q49-2	BPK	A	FE			21		33.64	NC	
Q49-2	BPK	A	FE			22		35.65	NC	
Q49-2	BPK	A	FE			23		35.12	NC	
Q49-2	BPK	A	FE			24		53.70	NC	
Q49-2	BPK	A	FE			25		92.02	NC	

Abbreviations Used in Listing:
VS = Long-Term Study, ST = Short-Term Study, Q49 = Selfmonitoring Data Question 49 Part A
NC = Non-Censored, ND = Non-Detect, MC = Mid-Censored, RC = Right-Censored
Sampling Day for Long-Term Study = Weeks 1-9 Summer Sampling and 11-19 Winter Sampling

Appendix K Listing 1

Production-Normalized Loadings Used in Limitations Development Prior to Aggregation of Duplicates and Streams

CAS Number=1004 Analyte=Chemical Oxygen Demand Unit=KG/KKG
(continued)

Source	Subcategory	Option	Stream	Sample Point Number	Sample	Sampling Day	Duplicates	Prod. Norm. Loadings	Measurement Type	SCC Qualifier
Q49-2	BPK	A	FE			26		50.19	NC	
Q49-2	BPK	A	FE			27		38.34	NC	
Q49-2	BPK	A	FE			28		40.68	NC	
Q49-2	BPK	A	FE			29		43.17	NC	
Q49-2	BPK	A	FE			30		37.71	NC	
Q49-2	BPK	A	FE			31		35.88	NC	
Q49-2	BPK	A	FE			32		45.09	NC	
Q49-2	BPK	A	FE			33		38.44	NC	
Q49-2	BPK	A	FE			34		35.97	NC	
Q49-2	BPK	A	FE			35		34.72	NC	
Q49-2	BPK	A	FE			36		40.31	NC	
Q49-2	BPK	A	FE			37		40.39	NC	
Q49-2	BPK	A	FE			38		45.22	NC	
Q49-2	BPK	A	FE			39		35.20	NC	
Q49-2	BPK	A	FE			40		36.88	NC	
Q49-2	BPK	A	FE			41		30.34	NC	
Q49-2	BPK	A	FE			42		32.42	NC	
Q49-2	BPK	A	FE			43		30.41	NC	
Q49-2	BPK	A	FE			44		30.30	NC	
Q49-2	BPK	A	FE			45		28.43	NC	
Q49-2	BPK	A	FE			46		34.54	NC	
Q49-2	BPK	A	FE			47		32.08	NC	
Q49-2	BPK	A	FE			48		35.54	NC	
Q49-2	BPK	A	FE			49		35.51	NC	
Q49-2	BPK	A	FE			50		36.22	NC	
Q49-2	BPK	A	FE			51		40.93	NC	
Q49-2	BPK	A	FE			52		42.61	NC	
Q49-2	BPK	A	FE			53		41.66	NC	
Q49-2	BPK	A	FE			54		41.62	NC	
Q49-2	BPK	A	FE			55		38.11	NC	
Q49-2	BPK	A	FE			56		35.98	NC	
Q49-2	BPK	A	FE			57		34.46	NC	
Q49-2	BPK	A	FE			58		33.22	NC	
Q49-2	BPK	A	FE			59		30.93	NC	
Q49-2	BPK	A	FE			60		38.13	NC	
Q49-2	BPK	A	FE			61		28.89	NC	
Q49-2	BPK	A	FE			62		30.05	NC	
Q49-2	BPK	A	FE			63		45.65	NC	
Q49-2	BPK	A	FE			64		36.33	NC	
Q49-2	BPK	A	FE			65		37.31	NC	
Q49-2	BPK	A	FE			66		38.58	NC	
Q49-2	BPK	A	FE			67		41.22	NC	
Q49-2	BPK	A	FE			68		36.83	NC	
Q49-2	BPK	A	FE			69		36.56	NC	
Q49-2	BPK	A	FE			70		37.00	NC	
Q49-2	BPK	A	FE			71		30.94	NC	
Q49-2	BPK	A	FE			72		33.85	NC	
Q49-2	BPK	A	FE			73		23.91	NC	
Q49-2	BPK	A	FE			74		20.18	NC	
Q49-2	BPK	A	FE			75		19.01	NC	
Q49-2	BPK	A	FE			76		23.84	NC	
Q49-2	BPK	A	FE			77		32.20	NC	
Q49-2	BPK	A	FE			78		27.91	NC	
Q49-2	BPK	A	FE			79		36.79	NC	
Q49-2	BPK	A	FE			80		36.28	NC	
Q49-2	BPK	A	FE			81		35.69	NC	
Q49-2	BPK	A	FE			82		39.34	NC	
Q49-2	BPK	A	FE			83		34.87	NC	
Q49-2	BPK	A	FE			84		37.16	NC	
Q49-2	BPK	A	FE			85		36.44	NC	
Q49-2	BPK	A	FE			86		31.93	NC	
Q49-2	BPK	A	FE			87		34.00	NC	
Q49-2	BPK	A	FE			88		30.47	NC	
Q49-2	BPK	A	FE			89		30.76	NC	
Q49-2	BPK	A	FE			90		46.93	NC	
Q49-2	BPK	A	FE			91		62.74	NC	
Q49-2	BPK	A	FE			92		58.51	NC	
Q49-2	BPK	A	FE			93		61.86	NC	
Q49-2	BPK	A	FE			94		52.09	NC	
Q49-2	BPK	A	FE			95		57.04	NC	
Q49-2	BPK	A	FE			96		60.07	NC	
Q49-2	BPK	A	FE			97		53.93	NC	
Q49-2	BPK	A	FE			98		50.32	NC	
Q49-2	BPK	A	FE			99		53.23	NC	
Q49-2	BPK	A	FE			100		49.27	NC	
Q49-2	BPK	A	FE			101		50.36	NC	
Q49-2	BPK	A	FE			102		52.41	NC	
Q49-2	BPK	A	FE			103		55.80	NC	
Q49-2	BPK	A	FE			104		51.05	NC	
Q49-2	BPK	A	FE			105		49.12	NC	
Q49-2	BPK	A	FE			106		42.63	NC	
Q49-2	BPK	A	FE			107		45.67	NC	
Q49-2	BPK	A	FE			108		47.62	NC	
Q49-2	BPK	A	FE			109		46.35	NC	
Q49-2	BPK	A	FE			110		47.28	NC	
Q49-2	BPK	A	FE			111		39.94	NC	
Q49-2	BPK	A	FE			112		56.36	NC	
Q49-2	BPK	A	FE			113		61.37	NC	
Q49-2	BPK	A	FE			114		50.05	NC	
Q49-2	BPK	A	FE			115		26.73	NC	

Abbreviations Used in Listing:
VS = Long-Term Study, ST = Short-Term Study, Q49 = Selfmonitoring Data Question 49 Part A
NC = Non-Censored, ND = Non-Detect, MC = Mid-Censored, RC = Right-Censored
Sampling Day for Long-Term Study = Weeks 1-9 Summer Sampling and 11-19 Winter Sampling

Appendix K Listing 1

Production-Normalized Loadings Used in Limitations Development Prior to Aggregation of Duplicates and Streams

CAS Number=1004 Analyte=Chemical Oxygen Demand Unit=KG/KKG
(continued)

Source	Subcategory	Option	Stream	Sample Point Number	Sample	Sampling Day	Duplicates	Prod. Norm. Loadings	Measurement Type	SCC Qualifier
Q49-2	BPK	A	FE			116		11.90	NC	
Q49-2	BPK	A	FE			117		11.59	NC	
Q49-2	BPK	A	FE			118		18.57	NC	
Q49-2	BPK	A	FE			119		20.97	NC	
Q49-2	BPK	A	FE			120		31.36	NC	
Q49-2	BPK	A	FE			121		31.17	NC	
Q49-2	BPK	A	FE			122		29.71	NC	
Q49-2	BPK	A	FE			123		36.57	NC	
Q49-2	BPK	A	FE			124		52.83	NC	
Q49-2	BPK	A	FE			125		40.59	NC	
Q49-2	BPK	A	FE			126		35.65	NC	
Q49-2	BPK	A	FE			127		30.95	NC	
Q49-2	BPK	A	FE			128		31.62	NC	
Q49-2	BPK	A	FE			129		31.67	NC	
Q49-2	BPK	A	FE			130		36.50	NC	
Q49-2	BPK	A	FE			131		34.79	NC	
Q49-2	BPK	A	FE			132		34.52	NC	
Q49-2	BPK	A	FE			133		33.27	NC	
Q49-2	BPK	A	FE			134		32.73	NC	
Q49-2	BPK	A	FE			135		30.03	NC	
Q49-2	BPK	A	FE			136		28.11	NC	
Q49-2	BPK	A	FE			137		30.59	NC	
Q49-2	BPK	A	FE			138		32.80	NC	
Q49-2	BPK	A	FE			139		33.23	NC	
Q49-2	BPK	A	FE			140		33.52	NC	
Q49-2	BPK	A	FE			141		33.40	NC	
Q49-2	BPK	A	FE			142		28.30	NC	
Q49-2	BPK	A	FE			143		34.67	NC	
Q49-2	BPK	A	FE			144		29.96	NC	
Q49-2	BPK	A	FE			145		29.80	NC	
Q49-2	BPK	A	FE			146		33.34	NC	
Q49-2	BPK	A	FE			147		35.31	NC	
Q49-2	BPK	A	FE			148		32.36	NC	
Q49-2	BPK	A	FE			149		36.76	NC	
Q49-2	BPK	A	FE			150		37.48	NC	
Q49-2	BPK	A	FE			151		39.62	NC	
Q49-2	BPK	A	FE			152		32.94	NC	
Q49-2	BPK	A	FE			153		31.06	NC	
Q49-2	BPK	A	FE			154		33.75	NC	
Q49-2	BPK	A	FE			155		36.62	NC	
Q49-2	BPK	A	FE			156		31.52	NC	
Q49-2	BPK	A	FE			157		26.02	NC	
Q49-2	BPK	A	FE			158		31.89	NC	
Q49-2	BPK	A	FE			159		34.77	NC	
Q49-2	BPK	A	FE			160		33.59	NC	
Q49-2	BPK	A	FE			161		33.05	NC	
Q49-2	BPK	A	FE			162		31.65	NC	
Q49-2	BPK	A	FE			163		35.64	NC	
Q49-2	BPK	A	FE			164		34.66	NC	
Q49-2	BPK	A	FE			165		33.80	NC	
Q49-2	BPK	A	FE			166		26.39	NC	
Q49-2	BPK	A	FE			167		31.20	NC	
Q49-2	BPK	A	FE			168		31.89	NC	
Q49-2	BPK	A	FE			169		27.80	NC	
Q49-2	BPK	A	FE			170		31.11	NC	
Q49-2	BPK	A	FE			171		31.82	NC	
Q49-2	BPK	A	FE			172		32.74	NC	
Q49-2	BPK	A	FE			173		33.67	NC	
Q49-2	BPK	A	FE			174		35.64	NC	
Q49-2	BPK	A	FE			175		31.70	NC	
Q49-2	BPK	A	FE			176		29.75	NC	
Q49-2	BPK	A	FE			177		42.86	NC	
Q49-2	BPK	A	FE			178		39.12	NC	
Q49-2	BPK	A	FE			179		33.03	NC	
Q49-2	BPK	A	FE			180		29.64	NC	
Q49-2	BPK	A	FE			181		28.91	NC	
Q49-2	BPK	A	FE			182		27.04	NC	
Q49-2	BPK	A	FE			183		35.45	NC	
Q49-2	BPK	A	FE			184		34.82	NC	
Q49-2	BPK	A	FE			185		32.19	NC	
Q49-2	BPK	A	FE			186		31.30	NC	
Q49-2	BPK	A	FE			187		31.08	NC	
Q49-2	BPK	A	FE			188		30.87	NC	
Q49-2	BPK	A	FE			189		31.80	NC	
Q49-2	BPK	A	FE			190		35.84	NC	
Q49-2	BPK	A	FE			191		32.88	NC	
Q49-2	BPK	A	FE			192		30.45	NC	
Q49-2	BPK	A	FE			193		29.53	NC	
Q49-2	BPK	A	FE			194		26.65	NC	
Q49-2	BPK	A	FE			195		27.81	NC	
Q49-2	BPK	A	FE			196		30.02	NC	
Q49-2	BPK	A	FE			197		32.41	NC	
Q49-2	BPK	A	FE			198		34.68	NC	
Q49-2	BPK	A	FE			199		25.09	NC	
Q49-2	BPK	A	FE			200		23.01	NC	
Q49-2	BPK	A	FE			201		33.17	NC	
Q49-2	BPK	A	FE			202		40.53	NC	
Q49-2	BPK	A	FE			203		39.40	NC	
Q49-2	BPK	A	FE			204		39.17	NC	
Q49-2	BPK	A	FE			205		48.73	NC	

Abbreviations Used in Listing:
VS = Long-Term Study, ST = Short-Term Study, Q49 = Selfmonitoring Data Question 49 Part A
NC = Non-Censored, ND = Non-Detect, MC = Mid-Censored, RC = Right-Censored
Sampling Day for Long-Term Study = Weeks 1-9 Summer Sampling and 11-19 Winter Sampling

Appendix K - Listing 1

Production-Normalized Loadings Used in Limitations Development Prior to Aggregation of Duplicates and Streams

CAS Number=1004 Analyte=Chemical Oxygen Demand Unit=KG/KKG
(continued)

Source	Subcategory	Option	Stream	Sample Point Number	Sample	Sampling Day	Duplicates	Prod. Norm. Loadings	Measurement Type	SCC Qualifier
Q49-2	BPK	A	FE			206		40.61	NC	
Q49-2	BPK	A	FE			207		35.94	NC	
Q49-2	BPK	A	FE			208		29.66	NC	
Q49-2	BPK	A	FE			209		29.68	NC	
Q49-2	BPK	A	FE			210		37.59	NC	
Q49-2	BPK	A	FE			211		33.33	NC	
Q49-2	BPK	A	FE			212		31.38	NC	
Q49-2	BPK	A	FE			213		30.86	NC	
Q49-2	BPK	A	FE			214		30.34	NC	
Q49-2	BPK	A	FE			215		28.81	NC	
Q49-2	BPK	A	FE			216		35.40	NC	
Q49-2	BPK	A	FE			217		39.47	NC	
Q49-2	BPK	A	FE			218		31.77	NC	
Q49-2	BPK	A	FE			219		35.87	NC	
Q49-2	BPK	A	FE			220		36.06	NC	
Q49-2	BPK	A	FE			221		35.91	NC	
Q49-2	BPK	A	FE			222		34.47	NC	
Q49-2	BPK	A	FE			223		26.02	NC	
Q49-2	BPK	A	FE			224		27.41	NC	
Q49-2	BPK	A	FE			225		32.77	NC	
Q49-2	BPK	A	FE			226		30.73	NC	
Q49-2	BPK	A	FE			227		27.73	NC	
Q49-2	BPK	A	FE			228		29.27	NC	
Q49-2	BPK	A	FE			229		30.82	NC	
Q49-2	BPK	A	FE			230		30.63	NC	
Q49-2	BPK	A	FE			231		32.32	NC	
Q49-2	BPK	A	FE			232		45.07	NC	
Q49-2	BPK	A	FE			233		30.22	NC	
Q49-2	BPK	A	FE			234		21.26	NC	
Q49-2	BPK	A	FE			235		19.13	NC	
Q49-2	BPK	A	FE			236		17.60	NC	
Q49-2	BPK	A	FE			237		23.62	NC	
Q49-2	BPK	A	FE			238		28.19	NC	
Q49-2	BPK	A	FE			239		28.67	NC	
Q49-2	BPK	A	FE			240		30.39	NC	
Q49-2	BPK	A	FE			241		30.91	NC	
Q49-2	BPK	A	FE			242		28.58	NC	
Q49-2	BPK	A	FE			243		30.75	NC	
Q49-2	BPK	A	FE			244		38.61	NC	
Q49-2	BPK	A	FE			245		34.86	NC	
Q49-2	BPK	A	FE			246		34.70	NC	
Q49-2	BPK	A	FE			247		34.94	NC	
Q49-2	BPK	A	FE			248		34.51	NC	
Q49-2	BPK	A	FE			249		37.90	NC	
Q49-2	BPK	A	FE			250		36.66	NC	
Q49-2	BPK	A	FE			251		37.56	NC	
Q49-2	BPK	A	FE			252		37.26	NC	
Q49-2	BPK	A	FE			253		33.71	NC	
Q49-2	BPK	A	FE			254		34.15	NC	
Q49-2	BPK	A	FE			255		30.67	NC	
Q49-2	BPK	A	FE			256		28.27	NC	
Q49-2	BPK	A	FE			257		34.11	NC	
Q49-2	BPK	A	FE			258		28.40	NC	
Q49-2	BPK	A	FE			259		33.36	NC	
Q49-2	BPK	A	FE			260		36.58	NC	
Q49-2	BPK	A	FE			261		37.93	NC	
Q49-2	BPK	A	FE			262		40.95	NC	
Q49-2	BPK	A	FE			263		38.41	NC	
Q49-2	BPK	A	FE			264		32.87	NC	
Q49-2	BPK	A	FE			265		39.27	NC	
Q49-2	BPK	A	FE			266		33.87	NC	
Q49-2	BPK	A	FE			267		38.91	NC	
Q49-2	BPK	A	FE			268		35.67	NC	
Q49-2	BPK	A	FE			269		21.56	NC	
Q49-2	BPK	A	FE			270		19.10	NC	
Q49-2	BPK	A	FE			271		20.87	NC	
Q49-2	BPK	A	FE			272		23.97	NC	
Q49-2	BPK	A	FE			273		24.65	NC	
Q49-2	BPK	A	FE			274		30.40	NC	
Q49-2	BPK	A	FE			275		30.72	NC	
Q49-2	BPK	A	FE			276		35.15	NC	
Q49-2	BPK	A	FE			277		35.26	NC	
Q49-2	BPK	A	FE			278		32.16	NC	
Q49-2	BPK	A	FE			279		33.28	NC	
Q49-2	BPK	A	FE			280		33.68	NC	
Q49-2	BPK	A	FE			281		32.99	NC	
Q49-2	BPK	A	FE			282		32.87	NC	
Q49-2	BPK	A	FE			283		40.92	NC	
Q49-2	BPK	A	FE			284		33.84	NC	
Q49-2	BPK	A	FE			285		39.62	NC	
Q49-2	BPK	A	FE			286		43.43	NC	
Q49-2	BPK	A	FE			287		43.21	NC	
Q49-2	BPK	A	FE			288		35.70	NC	
Q49-2	BPK	A	FE			289		39.63	NC	
Q49-2	BPK	A	FE			290		38.05	NC	
Q49-2	BPK	A	FE			291		33.16	NC	
Q49-2	BPK	A	FE			292		34.11	NC	
Q49-2	BPK	A	FE			293		39.78	NC	
Q49-2	BPK	A	FE			294		36.95	NC	
Q49-2	BPK	A	FE			295		36.12	NC	

Abbreviations Used in Listing:
VS = Long-Term Study, ST = Short-Term Study, Q49 = Selfmonitoring Data Question 49 Part A
NC = Non-Censored, ND = Non-Detect, MC = Mid-Censored, RC = Right-Censored
Sampling Day for Long-Term Study = Weeks 1-9 Summer Sampling and 11-19 Winter Sampling

Appendix K Listing 1

Production-Normalized Loadings Used in Limitations Development Prior to Aggregation of Duplicates and Streams

CAS Number=1004 Analyte=Chemical Oxygen Demand Unit=KG/KKG
(continued)

Source	Subcategory	Option	Stream	Sample Point Number	Sample	Sampling Day	Duplicates	Prod. Norm. Loadings	Measurement Type	SCC Qualifier
Q49-2	BPK	A	FE			296		29.41	NC	
Q49-2	BPK	A	FE			297		60.45	NC	
Q49-2	BPK	A	FE			298		28.32	NC	
Q49-2	BPK	A	FE			299		43.18	NC	
Q49-2	BPK	A	FE			300		35.05	NC	
Q49-2	BPK	A	FE			301		39.67	NC	
Q49-2	BPK	A	FE			302		38.00	NC	
Q49-2	BPK	A	FE			303		35.25	NC	
Q49-2	BPK	A	FE			304		40.34	NC	
Q49-2	BPK	A	FE			305		36.13	NC	
Q49-2	BPK	A	FE			306		33.47	NC	
Q49-2	BPK	A	FE			307		20.54	NC	
Q49-2	BPK	A	FE			308		33.48	NC	
Q49-2	BPK	A	FE			309		38.64	NC	
Q49-2	BPK	A	FE			310		36.92	NC	
Q49-2	BPK	A	FE			311		35.00	NC	
Q49-2	BPK	A	FE			312		35.73	NC	
Q49-2	BPK	A	FE			313		33.01	NC	
Q49-2	BPK	A	FE			314		43.19	NC	
Q49-2	BPK	A	FE			315		34.97	NC	
Q49-2	BPK	A	FE			316		40.34	NC	
Q49-2	BPK	A	FE			317		38.79	NC	
Q49-2	BPK	A	FE			318		36.71	NC	
Q49-2	BPK	A	FE			319		29.14	NC	
Q49-2	BPK	A	FE			320		30.02	NC	
Q49-2	BPK	A	FE			321		31.63	NC	
Q49-2	BPK	A	FE			322		27.48	NC	
Q49-2	BPK	A	FE			323		32.65	NC	
Q49-2	BPK	A	FE			324		30.47	NC	
Q49-2	BPK	A	FE			325		30.96	NC	
Q49-2	BPK	A	FE			326		30.15	NC	
Q49-2	BPK	A	FE			327		30.83	NC	
Q49-2	BPK	A	FE			328		46.84	NC	
Q49-2	BPK	A	FE			329		43.39	NC	
Q49-2	BPK	A	FE			330		38.51	NC	
Q49-2	BPK	A	FE			331		38.09	NC	
Q49-2	BPK	A	FE			332		37.51	NC	
Q49-2	BPK	A	FE			333		36.23	NC	
Q49-2	BPK	A	FE			334		34.48	NC	
Q49-2	BPK	A	FE			335		36.99	NC	
Q49-2	BPK	A	FE			336		35.59	NC	
Q49-2	BPK	A	FE			337		35.93	NC	
Q49-2	BPK	A	FE			338		38.08	NC	
Q49-2	BPK	A	FE			339		33.39	NC	
Q49-2	BPK	A	FE			340		30.34	NC	
Q49-2	BPK	A	FE			341		32.69	NC	
Q49-2	BPK	A	FE			342		37.93	NC	
Q49-2	BPK	A	FE			343		38.81	NC	
Q49-2	BPK	A	FE			344		37.97	NC	
Q49-2	BPK	A	FE			345		37.59	NC	
Q49-2	BPK	A	FE			346		35.37	NC	
Q49-2	BPK	A	FE			347		42.39	NC	
Q49-2	BPK	A	FE			348		34.97	NC	
Q49-2	BPK	A	FE			349		32.91	NC	
Q49-2	BPK	A	FE			350		39.75	NC	
Q49-2	BPK	A	FE			351		34.71	NC	
Q49-2	BPK	A	FE			352		33.28	NC	
Q49-2	BPK	A	FE			353		38.42	NC	
Q49-2	BPK	A	FE			354		31.83	NC	
Q49-2	BPK	A	FE			355		30.77	NC	
Q49-2	BPK	A	FE			356		35.53	NC	
Q49-2	BPK	A	FE			357		38.52	NC	
Q49-2	BPK	A	FE			358		37.12	NC	
Q49-2	BPK	A	FE			359		32.97	NC	
Q49-2	BPK	A	FE			360		33.39	NC	
Q49-2	BPK	A	FE			361		37.01	NC	
Q49-2	BPK	A	FE			362		37.86	NC	
Q49-2	BPK	A	FE			363		47.18	NC	
Q49-2	BPK	A	FE			364		46.63	NC	
Q49-2	BPK	A	FE			365		44.05	NC	
ST1375	BPK	B	FE	13	16554	3		26.77	NC	
ST1376	BPK	B	FE	8	16567	3		23.77	NC	
ST1692	BPK	B	FE	7	17649	1		20.55	NC	
ST1692	BPK	B	FE	7	17661	2		27.45	NC	
ST1692	BPK	B	FE	7	17671	3		22.48	NC	
ST1886	BPK	B	FE	8	19361	1		0.00	NC	
ST1886	BPK	B	FE	8	19371	2		0.00	NC	
ST1886	BPK	B	FE	8	19382	3		0.00	NC	
ST1886	BPK	B	FE	9	19362	1		11.47	NC	
ST1886	BPK	B	FE	9	19372	2	19373	14.00	NC	
ST1886	BPK	B	FE	9	19373	2	19372	14.74	NC	
ST1886	BPK	B	FE	9	19383	3		17.41	NC	
ST1691	DK		FE	10	17605	1		62.30	NC	
ST1691	DK		FE	10	17621	2		55.33	NC	
ST1691	DK		FE	10	17637	3		93.41	NC	
Q49-3	PS		FE			1		82.52	NC	
Q49-3	PS		FE			2		61.78	NC	
Q49-3	PS		FE			3		72.02	NC	
Q49-3	PS		FE			4		64.67	NC	
Q49-3	PS		FE			5		54.58	NC	

Abbreviations Used in Listing:
VS = Long-Term Study, ST = Short-Term Study, Q49 = Selfmonitoring Data Question 49 Part A
NC = Non-Censored, ND = Non-Detect, MC = Mid-Censored, RC = Right-Censored
Sampling Day for Long-Term Study = Weeks 1-9 Summer Sampling and 11-19 Winter Sampling

Appendix K - Listing 1

Production-Normalized Loadings Used in Limitations Development Prior to Aggregation of Duplicates and Streams

CAS Number=1004 Analyte=Chemical Oxygen Demand Unit=KG/KKG
(continued)

Source	Subcategory	Option	Stream	Sample Point Number	Sample	Sampling Day	Duplicates	Prod. Norm. Loadings	Measurement Type	SCC Qualifier
Q49-3	PS		FE			6		68.86	NC	
Q49-3	PS		FE			7		83.10	NC	
Q49-3	PS		FE			8		40.63	NC	
Q49-3	PS		FE			9		53.62	NC	
Q49-3	PS		FE			10		61.15	NC	
Q49-3	PS		FE			11		70.55	NC	
Q49-3	PS		FE			12		70.25	NC	
Q49-3	PS		FE			13		80.52	NC	
Q49-3	PS		FE			14		204.69	NC	
Q49-3	PS		FE			15		224.28	NC	
Q49-3	PS		FE			16		120.25	NC	
Q49-3	PS		FE			17		70.34	NC	
Q49-3	PS		FE			18		82.13	NC	
Q49-3	PS		FE			19		143.84	NC	
Q49-3	PS		FE			20		51.76	NC	
Q49-3	PS		FE			21		58.28	NC	
Q49-3	PS		FE			22		54.09	NC	
Q49-3	PS		FE			23		44.75	NC	
Q49-3	PS		FE			24		58.29	NC	
Q49-3	PS		FE			25		61.07	NC	
Q49-3	PS		FE			26		49.31	NC	
Q49-3	PS		FE			27		80.51	NC	
Q49-3	PS		FE			28		48.53	NC	
Q49-3	PS		FE			29		51.01	NC	
Q49-3	PS		FE			30		54.64	NC	
Q49-3	PS		FE			31		44.91	NC	
Q49-3	PS		FE			32		44.51	NC	
Q49-3	PS		FE			33		53.60	NC	
Q49-3	PS		FE			34		40.14	NC	
Q49-3	PS		FE			35		37.38	NC	
Q49-3	PS		FE			36		45.19	NC	
Q49-3	PS		FE			37		44.06	NC	
Q49-3	PS		FE			38		36.86	NC	
Q49-3	PS		FE			39		42.51	NC	
Q49-3	PS		FE			40		41.69	NC	
Q49-3	PS		FE			41		55.81	NC	
Q49-3	PS		FE			42		42.82	NC	
Q49-3	PS		FE			43		43.09	NC	
Q49-3	PS		FE			44		42.67	NC	
Q49-3	PS		FE			45		44.98	NC	
Q49-3	PS		FE			46		65.90	NC	
Q49-3	PS		FE			47		47.74	NC	
Q49-3	PS		FE			48		39.82	NC	
Q49-3	PS		FE			49		37.83	NC	
Q49-3	PS		FE			50		39.76	NC	
Q49-3	PS		FE			51		41.44	NC	
Q49-3	PS		FE			52		40.76	NC	
Q49-3	PS		FE			53		44.33	NC	
Q49-3	PS		FE			54		49.22	NC	
Q49-3	PS		FE			55		56.92	NC	
Q49-3	PS		FE			56		49.47	NC	
Q49-3	PS		FE			57		104.52	NC	
Q49-3	PS		FE			58		41.24	NC	
Q49-3	PS		FE			59		60.24	NC	
Q49-3	PS		FE			60		66.30	NC	
Q49-3	PS		FE			61		50.13	NC	
Q49-3	PS		FE			62		153.01	NC	
Q49-3	PS		FE			63		35.67	NC	
Q49-3	PS		FE			64		45.12	NC	
Q49-3	PS		FE			65		47.73	NC	
Q49-3	PS		FE			66		51.81	NC	
Q49-3	PS		FE			67		112.87	NC	
Q49-3	PS		FE			68		47.06	NC	
Q49-3	PS		FE			69		58.22	NC	
Q49-3	PS		FE			70		55.71	NC	
Q49-3	PS		FE			71		58.14	NC	
Q49-3	PS		FE			72		57.57	NC	
Q49-3	PS		FE			73		68.97	NC	
Q49-3	PS		FE			74		88.27	NC	
Q49-3	PS		FE			75		73.75	NC	
Q49-3	PS		FE			76		38.39	NC	
Q49-3	PS		FE			77		48.18	NC	
Q49-3	PS		FE			78		55.98	NC	
Q49-3	PS		FE			79		106.69	NC	
Q49-3	PS		FE			80		45.84	NC	
Q49-3	PS		FE			81		61.50	NC	
Q49-3	PS		FE			82		44.49	NC	
Q49-3	PS		FE			83		44.47	NC	
Q49-3	PS		FE			84		43.78	NC	
Q49-3	PS		FE			85		45.12	NC	
Q49-3	PS		FE			86		45.03	NC	
Q49-3	PS		FE			87		54.04	NC	
Q49-3	PS		FE			88		44.34	NC	
Q49-3	PS		FE			89		48.92	NC	
Q49-3	PS		FE			90		50.26	NC	
Q49-3	PS		FE			91		50.91	NC	
Q49-3	PS		FE			92		50.88	NC	
Q49-3	PS		FE			93		48.72	NC	
Q49-3	PS		FE			94		74.87	NC	
Q49-3	PS		FE			95		47.97	NC	

Abbreviations Used in Listing:
VS = Long-Term Study, ST = Short-Term Study, Q49 = Selfmonitoring Data Question 49 Part A
NC = Non-Censored, ND = Non-Detect, MC = Mid-Censored, RC = Right-Censored
Sampling Day for Long-Term Study = Weeks 1-9 Summer Sampling and 11-19 Winter Sampling

Appendix K Listing 1

Production-Normalized Loadings Used in Limitations Development Prior to Aggregation of Duplicates and Streams

CAS Number=1004 Analyte=Chemical Oxygen Demand Unit=KG/KKG
(continued)

Source	Subcategory	Option	Stream	Sample Point Number	Sample	Sampling Day	Duplicates	Prod. Norm. Loadings	Measurement Type	SCC Qualifier
Q49-3	PS		FE			96		67.35	NC	
Q49-3	PS		FE			97		35.90	NC	
Q49-3	PS		FE			98		48.74	NC	
Q49-3	PS		FE			99		51.02	NC	
Q49-3	PS		FE			100		57.19	NC	
Q49-3	PS		FE			101		100.52	NC	
Q49-3	PS		FE			102		57.88	NC	
Q49-3	PS		FE			103		45.71	NC	
Q49-3	PS		FE			104		47.56	NC	
Q49-3	PS		FE			105		45.96	NC	
Q49-3	PS		FE			106		51.36	NC	
Q49-3	PS		FE			107		48.45	NC	
Q49-3	PS		FE			108		48.80	NC	
Q49-3	PS		FE			109		56.32	NC	
Q49-3	PS		FE			110		48.75	NC	
Q49-3	PS		FE			111		51.33	NC	
Q49-3	PS		FE			112		68.00	NC	
Q49-3	PS		FE			113		72.35	NC	
Q49-3	PS		FE			114		67.62	NC	
Q49-3	PS		FE			115		54.01	NC	
Q49-3	PS		FE			116		56.10	NC	
Q49-3	PS		FE			117		77.86	NC	
Q49-3	PS		FE			118		48.28	NC	
Q49-3	PS		FE			119		46.95	NC	
Q49-3	PS		FE			120		46.67	NC	
Q49-3	PS		FE			121		45.68	NC	
Q49-3	PS		FE			122		43.77	NC	
Q49-3	PS		FE			123		53.01	NC	
Q49-3	PS		FE			124		49.62	NC	
Q49-3	PS		FE			125		56.34	NC	
Q49-3	PS		FE			126		181.87	NC	
Q49-3	PS		FE			127		98.43	NC	
Q49-3	PS		FE			128		126.79	NC	
Q49-3	PS		FE			129		268.51	NC	
Q49-3	PS		FE			130		86.61	NC	
Q49-3	PS		FE			131		65.98	NC	
Q49-3	PS		FE			132		54.65	NC	
Q49-3	PS		FE			133		59.70	NC	
Q49-3	PS		FE			134		88.30	NC	
Q49-3	PS		FE			135		102.79	NC	
Q49-3	PS		FE			136		114.38	NC	
Q49-3	PS		FE			137		83.65	NC	
Q49-3	PS		FE			138		249.19	NC	
Q49-3	PS		FE			139		64.23	NC	
Q49-3	PS		FE			140		81.19	NC	
Q49-3	PS		FE			141		134.60	NC	
Q49-3	PS		FE			142		121.96	NC	
Q49-3	PS		FE			143		76.29	NC	
Q49-3	PS		FE			144		70.40	NC	
Q49-3	PS		FE			145		70.82	NC	
Q49-3	PS		FE			146		110.36	NC	
Q49-3	PS		FE			147		84.37	NC	
Q49-3	PS		FE			148		61.37	NC	
Q49-3	PS		FE			149		83.41	NC	
Q49-3	PS		FE			150		42.14	NC	
Q49-3	PS		FE			151		79.93	NC	
Q49-3	PS		FE			152		51.56	NC	
Q49-3	PS		FE			153		42.55	NC	
Q49-3	PS		FE			154		40.22	NC	
Q49-3	PS		FE			155		47.67	NC	
Q49-3	PS		FE			156		66.37	NC	
Q49-3	PS		FE			157		55.63	NC	
Q49-3	PS		FE			158		74.40	NC	
Q49-3	PS		FE			159		51.78	NC	
Q49-3	PS		FE			160		44.83	NC	
Q49-3	PS		FE			161		52.38	NC	
Q49-3	PS		FE			162		54.42	NC	
Q49-3	PS		FE			163		50.80	NC	
Q49-3	PS		FE			164		49.35	NC	
Q49-3	PS		FE			165		41.91	NC	
Q49-3	PS		FE			166		40.29	NC	
Q49-3	PS		FE			167		43.13	NC	
Q49-3	PS		FE			168		51.12	NC	
Q49-3	PS		FE			169		51.94	NC	
Q49-3	PS		FE			170		47.52	NC	
Q49-3	PS		FE			171		47.47	NC	
Q49-3	PS		FE			172		51.73	NC	
Q49-3	PS		FE			173		46.29	NC	
Q49-3	PS		FE			174		55.22	NC	
Q49-3	PS		FE			175		51.94	NC	
Q49-3	PS		FE			176		52.13	NC	
Q49-3	PS		FE			177		58.14	NC	
Q49-3	PS		FE			178		65.48	NC	
Q49-3	PS		FE			179		84.37	NC	
Q49-3	PS		FE			180		51.24	NC	
Q49-3	PS		FE			181		61.71	NC	
Q49-3	PS		FE			182		63.63	NC	
Q49-4	UK		FE			1		31.31	NC	
Q49-4	UK		FE			2		28.70	NC	
Q49-4	UK		FE			3		26.09	NC	

Abbreviations Used in Listing:
VS = Long-Term Study, ST = Short-Term Study, Q49 = Selfmonitoring Data Question 49 Part A
NC = Non-Censored, ND = Non-Detect, MC = Mid-Censored, RC = Right-Censored
Sampling Day for Long-Term Study = Weeks 1-9 Summer Sampling and 11-19 Winter Sampling

Appendix K Listing 1

Production-Normalized Loadings Used in Limitations Development Prior to Aggregation of Duplicates and Streams

CAS Number=1004 Analyte=Chemical Oxygen Demand Unit=KG/KKG
(continued)

Source	Subcategory	Option	Stream	Sample Point Number	Sample	Sampling Day	Duplicates	Prod. Norm. Loadings	Measurement Type	SCC Qualifier
Q49-4	UK		FE			4		26.09	NC	
Q49-4	UK		FE			5		27.40	NC	
Q49-4	UK		FE			6		27.40	NC	
Q49-4	UK		FE			7		27.40	NC	
Q49-4	UK		FE			8		26.61	NC	
Q49-4	UK		FE			9		26.61	NC	
Q49-4	UK		FE			10		26.09	NC	
Q49-4	UK		FE			11		26.09	NC	
Q49-4	UK		FE			12		26.09	NC	
Q49-4	UK		FE			13		26.09	NC	
Q49-4	UK		FE			14		23.48	NC	
Q49-4	UK		FE			15		26.09	NC	
Q49-4	UK		FE			16		28.70	NC	
Q49-4	UK		FE			17		26.09	NC	
Q49-4	UK		FE			18		26.09	NC	
Q49-4	UK		FE			19		26.09	NC	
Q49-4	UK		FE			20		26.09	NC	
Q49-4	UK		FE			21		26.09	NC	
Q49-4	UK		FE			22		26.61	NC	
Q49-4	UK		FE			23		25.76	NC	
Q49-4	UK		FE			24		25.76	NC	
Q49-4	UK		FE			25		27.05	NC	
Q49-4	UK		FE			26		26.28	NC	
Q49-4	UK		FE			27		25.76	NC	
Q49-4	UK		FE			28		25.76	NC	
Q49-4	UK		FE			29		26.28	NC	
Q49-4	UK		FE			30		26.28	NC	
Q49-4	UK		FE			31		26.28	NC	
Q49-4	UK		FE			32		26.28	NC	
Q49-4	UK		FE			33		25.76	NC	
Q49-4	UK		FE			34		25.76	NC	
Q49-4	UK		FE			35		25.76	NC	
Q49-4	UK		FE			36		25.76	NC	
Q49-4	UK		FE			37		25.76	NC	
Q49-4	UK		FE			38		26.28	NC	
Q49-4	UK		FE			39		27.05	NC	
Q49-4	UK		FE			40		26.28	NC	
Q49-4	UK		FE			41		26.28	NC	
Q49-4	UK		FE			42		26.28	NC	
Q49-4	UK		FE			43		23.41	NC	
Q49-4	UK		FE			44		22.95	NC	
Q49-4	UK		FE			45		22.95	NC	
Q49-4	UK		FE			46		22.95	NC	
Q49-4	UK		FE			47		22.50	NC	
Q49-4	UK		FE			48		22.50	NC	
Q49-4	UK		FE			49		22.95	NC	
Q49-4	UK		FE			50		22.95	NC	
Q49-4	UK		FE			51		22.50	NC	
Q49-4	UK		FE			52		22.95	NC	
Q49-4	UK		FE			53		23.41	NC	
Q49-4	UK		FE			54		22.95	NC	
Q49-4	UK		FE			55		22.95	NC	
Q49-4	UK		FE			56		22.95	NC	
Q49-4	UK		FE			57		23.41	NC	
Q49-4	UK		FE			58		22.95	NC	
Q49-4	UK		FE			59		22.95	NC	
Q49-4	UK		FE			60		22.95	NC	
Q49-4	UK		FE			61		22.95	NC	
Q49-4	UK		FE			62		22.95	NC	
Q49-4	UK		FE			63		22.95	NC	
Q49-4	UK		FE			64		22.50	NC	
Q49-4	UK		FE			65		22.50	NC	
Q49-4	UK		FE			66		21.85	NC	
Q49-4	UK		FE			67		20.06	NC	
Q49-4	UK		FE			68		20.06	NC	
Q49-4	UK		FE			69		20.06	NC	
Q49-4	UK		FE			70		20.06	NC	
Q49-4	UK		FE			71		21.85	NC	
Q49-4	UK		FE			72		21.18	NC	
Q49-4	UK		FE			73		21.85	NC	
Q49-4	UK		FE			74		23.41	NC	
Q49-4	UK		FE			75		20.06	NC	
Q49-4	UK		FE			76		20.06	NC	
Q49-4	UK		FE			77		21.85	NC	
Q49-4	UK		FE			78		21.85	NC	
Q49-4	UK		FE			79		21.18	NC	
Q49-4	UK		FE			80		21.18	NC	
Q49-4	UK		FE			81		20.06	NC	
Q49-4	UK		FE			82		21.18	NC	
Q49-4	UK		FE			83		20.06	NC	
Q49-4	UK		FE			84		22.29	NC	
Q49-4	UK		FE			85		20.06	NC	
Q49-4	UK		FE			86		22.44	NC	
Q49-4	UK		FE			87		22.44	NC	
Q49-4	UK		FE			88		19.95	NC	
Q49-4	UK		FE			89		23.69	NC	
Q49-4	UK		FE			90		22.44	NC	
Q49-4	UK		FE			91		22.44	NC	
Q49-4	UK		FE			92		22.44	NC	
Q49-4	UK		FE			93		22.44	NC	

Abbreviations Used in Listing:
VS = Long-Term Study, ST = Short-Term Study, Q49 = Selfmonitoring Data Question 49 Part A
NC = Non-Censored, ND = Non-Detect, MC = Mid-Censored, RC = Right-Censored
Sampling Day for Long-Term Study = Weeks 1-9 Summer Sampling and 11-19 Winter Sampling

Appendix K Listing 1

Production-Normalized Loadings Used in Limitations Development Prior to Aggregation of Duplicates and Streams

CAS Number=1004 Analyte=Chemical Oxygen Demand Unit=KG/KKG
(continued)

Source	Subcategory	Option	Stream	Sample Point Number	Sample	Sampling Day	Duplicates	Prod. Norm. Loadings	Measurement Type	SCC Qualifier
Q49-4	UK		FE			94		22.44	NC	
Q49-4	UK		FE			95		22.44	NC	
Q49-4	UK		FE			96		21.20	NC	
Q49-4	UK		FE			97		21.94	NC	
Q49-4	UK		FE			98		18.95	NC	
Q49-4	UK		FE			99		22.44	NC	
Q49-4	UK		FE			100		22.44	NC	
Q49-4	UK		FE			101		22.44	NC	
Q49-4	UK		FE			102		22.44	NC	
Q49-4	UK		FE			103		27.43	NC	
Q49-4	UK		FE			104		27.43	NC	
Q49-4	UK		FE			105		9.97	NC	
Q49-4	UK		FE			106		17.46	NC	
Q49-4	UK		FE			107		24.44	NC	
Q49-4	UK		FE			108		17.46	NC	
Q49-4	UK		FE			109		20.81	NC	
Q49-4	UK		FE			110		20.81	NC	
Q49-4	UK		FE			111		22.29	NC	
Q49-4	UK		FE			112		22.29	NC	
Q49-4	UK		FE			113		22.29	NC	
Q49-4	UK		FE			114		22.29	NC	
Q49-4	UK		FE			115		23.78	NC	
Q49-4	UK		FE			116		23.78	NC	
Q49-4	UK		FE			117		23.78	NC	
Q49-4	UK		FE			118		23.78	NC	
Q49-4	UK		FE			119		23.78	NC	
Q49-4	UK		FE			120		23.19	NC	
Q49-4	UK		FE			121		20.81	NC	
Q49-4	UK		FE			122		19.32	NC	
Q49-4	UK		FE			123		20.81	NC	
Q49-4	UK		FE			124		20.81	NC	
Q49-4	UK		FE			125		23.78	NC	
Q49-4	UK		FE			126		28.24	NC	
Q49-4	UK		FE			127		23.78	NC	
Q49-4	UK		FE			128		23.78	NC	
Q49-4	UK		FE			129		22.29	NC	
Q49-4	UK		FE			130		23.78	NC	
Q49-4	UK		FE			131		5.85	NC	
Q49-4	UK		FE			132		20.46	NC	
Q49-4	UK		FE			133		11.69	NC	
Q49-4	UK		FE			134		5.85	NC	
Q49-4	UK		FE			135		5.85	NC	
Q49-4	UK		FE			136		5.85	NC	
Q49-4	UK		FE			137		11.69	NC	
Q49-4	UK		FE			138		8.77	NC	
Q49-4	UK		FE			139		20.46	NC	
Q49-4	UK		FE			140		19.00	NC	
Q49-4	UK		FE			141		20.46	NC	
Q49-4	UK		FE			142		20.46	NC	
Q49-4	UK		FE			143		20.46	NC	
Q49-4	UK		FE			144		20.46	NC	
Q49-4	UK		FE			145		20.46	NC	
Q49-4	UK		FE			146		20.46	NC	
Q49-4	UK		FE			147		20.46	NC	
Q49-4	UK		FE			148		21.05	NC	
Q49-4	UK		FE			149		19.00	NC	
Q49-4	UK		FE			150		19.00	NC	
Q49-4	UK		FE			151		29.81	NC	
Q49-4	UK		FE			152		23.29	NC	
Q49-4	UK		FE			153		23.29	NC	
Q49-4	UK		FE			154		22.35	NC	
Q49-4	UK		FE			155		23.29	NC	
Q49-4	UK		FE			156		24.22	NC	
Q49-4	UK		FE			157		21.73	NC	
Q49-4	UK		FE			158		22.35	NC	
Q49-4	UK		FE			159		21.73	NC	
Q49-4	UK		FE			160		21.73	NC	
Q49-4	UK		FE			161		21.73	NC	
Q49-4	UK		FE			162		23.29	NC	
Q49-4	UK		FE			163		24.22	NC	
Q49-4	UK		FE			164		21.73	NC	
Q49-4	UK		FE			165		23.29	NC	
Q49-4	UK		FE			166		24.22	NC	
Q49-4	UK		FE			167		24.22	NC	
Q49-4	UK		FE			168		24.84	NC	
Q49-4	UK		FE			169		24.22	NC	
Q49-4	UK		FE			170		23.29	NC	
Q49-4	UK		FE			171		15.52	NC	
Q49-4	UK		FE			172		24.84	NC	
Q49-4	UK		FE			173		24.84	NC	
Q49-4	UK		FE			174		24.84	NC	
Q49-4	UK		FE			175		19.92	NC	
Q49-4	UK		FE			176		18.81	NC	
Q49-4	UK		FE			177		17.70	NC	
Q49-4	UK		FE			178		18.59	NC	
Q49-4	UK		FE			179		17.70	NC	
Q49-4	UK		FE			180		17.26	NC	
Q49-4	UK		FE			181		17.26	NC	
Q49-4	UK		FE			182		17.70	NC	
Q49-4	UK		FE			183		17.26	NC	

Abbreviations Used in Listing:
VS = Long-Term Study, ST = Short-Term Study, Q49 = Selfmonitoring Data Question 49 Part A
NC = Non-Censored, ND = Non-Detect, MC = Mid-Censored, RC = Right-Censored
Sampling Day for Long-Term Study = Weeks 1-9 Summer Sampling and 11-19 Winter Sampling

Appendix K - Listing 1

Production-Normalized Loadings Used in Limitations Development Prior to Aggregation of Duplicates and Streams

CAS Number=1004 Analyte=Chemical Oxygen Demand Unit=KG/KKG
(continued)

Source	Subcategory	Option	Stream	Sample Point Number	Sample	Sampling Day	Duplicates	Prod. Norm. Loadings	Measurement Type	SCC Qualifier
Q49-4	UK		FE			184		17.26	NC	
Q49-4	UK		FE			185		17.70	NC	
Q49-4	UK		FE			186		17.26	NC	
Q49-4	UK		FE			187		17.70	NC	
Q49-4	UK		FE			188		18.15	NC	
Q49-4	UK		FE			189		17.70	NC	
Q49-4	UK		FE			190		17.70	NC	
Q49-4	UK		FE			191		17.26	NC	
Q49-4	UK		FE			192		18.59	NC	
Q49-4	UK		FE			193		18.15	NC	
Q49-4	UK		FE			194		18.15	NC	
Q49-4	UK		FE			195		18.15	NC	
Q49-4	UK		FE			196		16.93	NC	
Q49-4	UK		FE			197		18.58	NC	
Q49-4	UK		FE			198		17.34	NC	
Q49-4	UK		FE			199		17.34	NC	
Q49-4	UK		FE			200		18.58	NC	
Q49-4	UK		FE			201		19.40	NC	
Q49-4	UK		FE			202		17.55	NC	
Q49-4	UK		FE			203		16.51	NC	
Q49-4	UK		FE			204		18.17	NC	
Q49-4	UK		FE			205		18.17	NC	
Q49-4	UK		FE			206		17.55	NC	
Q49-4	UK		FE			207		16.93	NC	
Q49-4	UK		FE			208		18.58	NC	
Q49-4	UK		FE			209		18.58	NC	
Q49-4	UK		FE			210		19.82	NC	
Q49-4	UK		FE			211		20.23	NC	
Q49-4	UK		FE			212		18.58	NC	
Q49-4	UK		FE			213		18.58	NC	
Q49-4	UK		FE			214		20.23	NC	
Q49-4	UK		FE			215		18.58	NC	
Q49-4	UK		FE			216		18.58	NC	
Q49-4	UK		FE			217		18.58	NC	
Q49-4	UK		FE			218		19.02	NC	
Q49-4	UK		FE			219		19.02	NC	
Q49-4	UK		FE			220		20.08	NC	
Q49-4	UK		FE			221		19.02	NC	
Q49-4	UK		FE			222		19.02	NC	
Q49-4	UK		FE			223		20.08	NC	
Q49-4	UK		FE			224		19.02	NC	
Q49-4	UK		FE			225		20.08	NC	
Q49-4	UK		FE			226		19.02	NC	
Q49-4	UK		FE			227		19.02	NC	
Q49-4	UK		FE			228		19.45	NC	
Q49-4	UK		FE			229		19.02	NC	
Q49-4	UK		FE			230		20.08	NC	
Q49-4	UK		FE			231		19.45	NC	
Q49-4	UK		FE			232		19.02	NC	
Q49-4	UK		FE			233		16.84	NC	
Q49-4	UK		FE			234		16.51	NC	
Q49-4	UK		FE			235		14.72	NC	
Q49-4	UK		FE			236		16.84	NC	
Q49-4	UK		FE			237		16.24	NC	
Q49-4	UK		FE			238		17.52	NC	
Q49-5	UK		FE			1		8.72	NC	
Q49-5	UK		FE			2		11.93	NC	
Q49-5	UK		FE			3		13.59	NC	
Q49-5	UK		FE			4		22.79	NC	
Q49-5	UK		FE			5		16.05	NC	
Q49-5	UK		FE			6		14.73	NC	
Q49-5	UK		FE			7		15.29	NC	
Q49-5	UK		FE			8		16.04	NC	
Q49-5	UK		FE			9		19.99	NC	
Q49-5	UK		FE			10		17.61	NC	
Q49-5	UK		FE			11		12.19	NC	
Q49-5	UK		FE			12		14.05	NC	
Q49-5	UK		FE			13		14.63	NC	
Q49-5	UK		FE			14		13.24	NC	
Q49-5	UK		FE			15		11.62	NC	
Q49-5	UK		FE			16		14.07	NC	
Q49-5	UK		FE			17		12.17	NC	
Q49-5	UK		FE			18		14.60	NC	
Q49-5	UK		FE			19		13.04	NC	
Q49-5	UK		FE			20		12.46	NC	
Q49-5	UK		FE			21		16.66	NC	
Q49-5	UK		FE			22		13.66	NC	
Q49-5	UK		FE			23		16.96	NC	
Q49-5	UK		FE			24		20.48	NC	
Q49-5	UK		FE			25		17.02	NC	
Q49-5	UK		FE			26		20.38	NC	
Q49-5	UK		FE			27		20.94	NC	
Q49-5	UK		FE			28		26.38	NC	
Q49-5	UK		FE			29		23.81	NC	
Q49-5	UK		FE			30		20.88	NC	
Q49-5	UK		FE			31		23.95	NC	
Q49-5	UK		FE			32		15.31	NC	
Q49-5	UK		FE			33		16.23	NC	
Q49-5	UK		FE			34		23.95	NC	
Q49-5	UK		FE			35		20.88	NC	

Abbreviations Used in Listing:
VS = Long-Term Study, ST = Short-Term Study, Q49 = Selfmonitoring Data Question 49 Part A
NC = Non-Censored, ND = Non-Detect, MC = Mid-Censored, RC = Right-Censored
Sampling Day for Long-Term Study = Weeks 1-9 Summer Sampling and 11-19 Winter Sampling

Appendix K Listing 1

Production-Normalized Loadings Used in Limitations Development Prior to Aggregation of Duplicates and Streams

CAS Number=1004 Analyte=Chemical Oxygen Demand Unit=KG/KKG
(continued)

Source	Subcategory	Option	Stream	Sample Point Number	Sample	Sampling Day	Duplicates	Prod. Norm. Loadings	Measurement Type	SCC Qualifier
Q49-5	UK		FE			36		21.71	NC	
Q49-5	UK		FE			37		28.45	NC	
Q49-5	UK		FE			38		37.94	NC	
Q49-5	UK		FE			39		31.61	NC	
Q49-5	UK		FE			40		35.22	NC	
Q49-5	UK		FE			41		28.58	NC	
Q49-5	UK		FE			42		39.32	NC	
Q49-5	UK		FE			43		70.79	NC	
Q49-5	UK		FE			44		79.58	NC	
Q49-5	UK		FE			45		32.66	NC	
Q49-5	UK		FE			46		19.44	NC	
Q49-5	UK		FE			47		15.59	NC	
Q49-5	UK		FE			48		21.71	NC	
Q49-5	UK		FE			49		11.93	NC	
Q49-5	UK		FE			50		11.80	NC	
Q49-5	UK		FE			51		17.27	NC	
Q49-5	UK		FE			52		20.14	NC	
Q49-5	UK		FE			53		15.28	NC	
Q49-5	UK		FE			54		14.65	NC	
Q49-5	UK		FE			55		15.24	NC	
Q49-5	UK		FE			56		21.08	NC	
Q49-5	UK		FE			57		16.71	NC	
Q49-5	UK		FE			58		20.22	NC	
Q49-5	UK		FE			59		18.68	NC	
Q49-5	UK		FE			60		11.76	NC	
Q49-5	UK		FE			61		17.16	NC	
Q49-5	UK		FE			62		31.15	NC	
Q49-5	UK		FE			63		24.95	NC	
Q49-5	UK		FE			64		28.62	NC	
Q49-5	UK		FE			65		15.36	NC	
Q49-5	UK		FE			66		16.10	NC	
Q49-5	UK		FE			67		21.59	NC	
Q49-5	UK		FE			68		23.14	NC	
Q49-5	UK		FE			69		20.44	NC	
Q49-5	UK		FE			70		26.58	NC	
Q49-5	UK		FE			71		22.63	NC	
Q49-5	UK		FE			72		17.56	NC	
Q49-5	UK		FE			73		20.57	NC	
Q49-5	UK		FE			74		32.73	NC	
Q49-5	UK		FE			75		17.34	NC	
Q49-5	UK		FE			76		19.60	NC	
Q49-5	UK		FE			77		19.39	NC	
Q49-5	UK		FE			78		30.99	NC	
Q49-5	UK		FE			79		27.85	NC	
Q49-5	UK		FE			80		18.56	NC	
Q49-5	UK		FE			81		15.90	NC	
Q49-5	UK		FE			82		15.14	NC	
Q49-5	UK		FE			83		12.27	NC	
Q49-5	UK		FE			84		15.66	NC	
Q49-5	UK		FE			85		12.70	NC	
Q49-5	UK		FE			86		21.73	NC	
Q49-5	UK		FE			87		19.78	NC	
Q49-5	UK		FE			88		18.68	NC	
Q49-5	UK		FE			89		23.05	NC	
Q49-5	UK		FE			90		21.38	NC	
Q49-5	UK		FE			91		22.78	NC	
Q49-5	UK		FE			92		26.26	NC	
Q49-5	UK		FE			93		21.64	NC	
Q49-5	UK		FE			94		17.89	NC	
Q49-5	UK		FE			95		25.01	NC	
Q49-5	UK		FE			96		22.59	NC	
Q49-5	UK		FE			97		32.78	NC	
Q49-5	UK		FE			98		17.08	NC	
Q49-5	UK		FE			99		23.08	NC	
Q49-5	UK		FE			100		17.30	NC	
Q49-5	UK		FE			101		16.99	NC	
Q49-5	UK		FE			102		28.50	NC	
Q49-5	UK		FE			103		17.38	NC	
Q49-5	UK		FE			104		13.02	NC	
Q49-5	UK		FE			105		17.05	NC	
Q49-5	UK		FE			106		15.21	NC	
Q49-5	UK		FE			107		18.20	NC	
Q49-5	UK		FE			108		15.29	NC	
Q49-5	UK		FE			109		13.04	NC	
Q49-5	UK		FE			110		10.48	NC	
Q49-5	UK		FE			111		14.27	NC	
Q49-5	UK		FE			112		14.35	NC	
Q49-5	UK		FE			113		20.54	NC	
Q49-5	UK		FE			114		13.32	NC	
Q49-5	UK		FE			115		11.60	NC	
Q49-5	UK		FE			116		16.10	NC	
Q49-5	UK		FE			117		29.07	NC	
Q49-5	UK		FE			118		16.62	NC	
Q49-5	UK		FE			119		18.47	NC	
Q49-5	UK		FE			120		19.27	NC	
Q49-5	UK		FE			121		18.07	NC	
Q49-5	UK		FE			122		15.20	NC	
Q49-5	UK		FE			123		20.28	NC	
Q49-5	UK		FE			124		31.17	NC	
Q49-5	UK		FE			125		25.59	NC	

Abbreviations Used in Listing:
VS = Long-Term Study, ST = Short-Term Study, Q49 = Selfmonitoring Data Question 49 Part A
NC = Non-Censored, ND = Non-Detect, MC = Mid-Censored, RC = Right-Censored
Sampling Day for Long-Term Study = Weeks 1-9 Summer Sampling and 11-19 Winter Sampling

Production-Normalized Loadings Used in Limitations Development Prior to Aggregation of Duplicates and Streams

CAS Number=1004 Analyte=Chemical Oxygen Demand Unit=KG/KKG
(continued)

Source	Subcategory	Option	Stream	Sample Point Number	Sample	Sampling Day	Duplicates	Prod. Norm. Loadings	Measurement Type	SCC Qualifier
Q49-5	UK		FE			126		31.86	NC	
Q49-5	UK		FE			127		15.69	NC	
Q49-5	UK		FE			128		12.00	NC	
Q49-5	UK		FE			129		29.18	NC	
Q49-5	UK		FE			130		19.97	NC	
Q49-5	UK		FE			131		34.56	NC	
Q49-5	UK		FE			132		31.14	NC	
Q49-5	UK		FE			133		21.64	NC	
Q49-5	UK		FE			134		15.66	NC	
Q49-5	UK		FE			135		19.67	NC	
Q49-5	UK		FE			136		20.77	NC	
Q49-5	UK		FE			137		14.36	NC	
Q49-5	UK		FE			138		19.61	NC	
Q49-5	UK		FE			139		20.37	NC	
Q49-5	UK		FE			140		24.29	NC	
Q49-5	UK		FE			141		21.03	NC	
Q49-5	UK		FE			142		21.98	NC	
Q49-5	UK		FE			143		22.86	NC	
Q49-5	UK		FE			144		16.76	NC	
Q49-5	UK		FE			145		17.15	NC	
Q49-5	UK		FE			146		30.80	NC	
Q49-5	UK		FE			147		17.54	NC	
Q49-5	UK		FE			148		12.73	NC	
Q49-5	UK		FE			149		17.25	NC	
Q49-5	UK		FE			150		18.42	NC	
Q49-5	UK		FE			151		15.80	NC	
Q49-5	UK		FE			152		19.88	NC	
Q49-5	UK		FE			153		17.71	NC	
Q49-5	UK		FE			154		20.61	NC	
Q49-5	UK		FE			155		18.18	NC	
Q49-5	UK		FE			156		18.24	NC	
Q49-5	UK		FE			157		21.08	NC	
Q49-5	UK		FE			158		18.68	NC	
Q49-5	UK		FE			159		15.65	NC	
Q49-5	UK		FE			160		13.35	NC	
Q49-5	UK		FE			161		19.10	NC	
Q49-5	UK		FE			162		27.01	NC	
Q49-5	UK		FE			163		31.17	NC	
Q49-5	UK		FE			164		17.10	NC	
Q49-5	UK		FE			165		18.96	NC	
Q49-5	UK		FE			166		23.11	NC	
Q49-5	UK		FE			167		21.96	NC	
Q49-5	UK		FE			168		25.61	NC	
Q49-5	UK		FE			169		21.42	NC	
Q49-5	UK		FE			170		17.05	NC	
Q49-5	UK		FE			171		18.21	NC	
Q49-5	UK		FE			172		26.87	NC	
Q49-5	UK		FE			173		40.67	NC	
Q49-5	UK		FE			174		20.20	NC	
Q49-5	UK		FE			175		14.18	NC	
Q49-5	UK		FE			176		20.05	NC	
Q49-5	UK		FE			177		17.91	NC	
Q49-5	UK		FE			178		16.20	NC	
Q49-5	UK		FE			179		10.76	NC	
Q49-5	UK		FE			180		18.94	NC	
Q49-5	UK		FE			181		16.73	NC	
Q49-5	UK		FE			182		18.94	NC	
Q49-5	UK		FE			183		19.89	NC	
Q49-5	UK		FE			184		13.15	NC	
Q49-5	UK		FE			185		57.84	NC	
Q49-5	UK		FE			186		33.20	NC	
Q49-5	UK		FE			187		37.84	NC	
Q49-5	UK		FE			188		17.15	NC	
Q49-5	UK		FE			189		42.75	NC	
Q49-5	UK		FE			190		25.74	NC	
Q49-5	UK		FE			191		14.37	NC	
Q49-5	UK		FE			192		17.80	NC	
Q49-5	UK		FE			193		18.11	NC	
Q49-5	UK		FE			194		20.91	NC	
Q49-5	UK		FE			195		24.07	NC	
Q49-5	UK		FE			196		13.21	NC	
Q49-5	UK		FE			197		17.33	NC	
Q49-5	UK		FE			198		14.87	NC	
Q49-5	UK		FE			199		27.20	NC	
Q49-5	UK		FE			200		21.77	NC	
Q49-5	UK		FE			201		20.49	NC	
Q49-5	UK		FE			202		21.61	NC	
Q49-5	UK		FE			203		20.66	NC	
Q49-5	UK		FE			204		16.80	NC	
Q49-5	UK		FE			205		16.56	NC	
Q49-5	UK		FE			206		13.89	NC	
Q49-5	UK		FE			207		12.15	NC	
Q49-5	UK		FE			208		8.20	NC	
Q49-5	UK		FE			209		13.13	NC	
Q49-5	UK		FE			210		11.69	NC	
Q49-5	UK		FE			211		10.69	NC	
Q49-5	UK		FE			212		9.12	NC	
Q49-5	UK		FE			213		10.73	NC	
Q49-5	UK		FE			214		15.08	NC	
Q49-5	UK		FE			215		18.71	NC	

Abbreviations Used in Listing:
VS = Long-Term Study, ST = Short-Term Study, Q49 = Selfmonitoring Data Question 49 Part A
NC = Non-Censored, ND = Non-Detect, MC = Mid-Censored, RC = Right-Censored
Sampling Day for Long-Term Study = Weeks 1-9 Summer Sampling and 11-19 Winter Sampling

Appendix K Listing 1

Production-Normalized Loadings Used in Limitations Development Prior to Aggregation of Duplicates and Streams

CAS Number=1004 Analyte=Chemical Oxygen Demand Unit=KG/KKG
(continued)

Source	Subcategory	Option	Stream	Sample Point Number	Sample	Sampling Day	Duplicates	Prod. Norm. Loadings	Measurement Type	SCC Qualifier
Q49-5	UK		FE			216		16.23	NC	
Q49-5	UK		FE			217		20.29	NC	
Q49-5	UK		FE			218		20.13	NC	
Q49-5	UK		FE			219		15.29	NC	
Q49-5	UK		FE			220		12.19	NC	
Q49-5	UK		FE			221		9.80	NC	
Q49-5	UK		FE			222		13.62	NC	
Q49-5	UK		FE			223		12.43	NC	
Q49-5	UK		FE			224		24.10	NC	
Q49-5	UK		FE			225		21.06	NC	
Q49-5	UK		FE			226		28.19	NC	
Q49-5	UK		FE			227		20.39	NC	
Q49-5	UK		FE			228		9.64	NC	
Q49-5	UK		FE			229		18.67	NC	
Q49-5	UK		FE			230		38.98	NC	
Q49-5	UK		FE			231		25.15	NC	
Q49-5	UK		FE			232		30.11	NC	
Q49-5	UK		FE			233		34.65	NC	
Q49-5	UK		FE			234		23.61	NC	
Q49-5	UK		FE			235		24.74	NC	
Q49-5	UK		FE			236		22.13	NC	
Q49-5	UK		FE			237		18.60	NC	
Q49-5	UK		FE			238		17.45	NC	
Q49-5	UK		FE			239		16.48	NC	
Q49-5	UK		FE			240		12.00	NC	
Q49-5	UK		FE			241		11.78	NC	
Q49-5	UK		FE			242		13.33	NC	
Q49-5	UK		FE			243		21.14	NC	
Q49-5	UK		FE			244		14.88	NC	
Q49-5	UK		FE			245		13.45	NC	
Q49-5	UK		FE			246		21.57	NC	
Q49-5	UK		FE			247		12.98	NC	
Q49-5	UK		FE			248		31.28	NC	
Q49-5	UK		FE			249		19.06	NC	
Q49-5	UK		FE			250		28.41	NC	
Q49-5	UK		FE			251		23.66	NC	
Q49-5	UK		FE			252		15.56	NC	
Q49-5	UK		FE			253		22.49	NC	
Q49-5	UK		FE			254		18.51	NC	
Q49-5	UK		FE			255		11.23	NC	
Q49-5	UK		FE			256		10.38	NC	
Q49-5	UK		FE			257		17.56	NC	
Q49-5	UK		FE			258		15.06	NC	
Q49-5	UK		FE			259		10.78	NC	
Q49-5	UK		FE			260		15.14	NC	
Q49-5	UK		FE			261		17.11	NC	
Q49-5	UK		FE			262		17.76	NC	
Q49-5	UK		FE			263		21.07	NC	
Q49-5	UK		FE			264		34.34	NC	
Q49-5	UK		FE			265		20.88	NC	
Q49-5	UK		FE			266		24.52	NC	
Q49-5	UK		FE			267		22.65	NC	
Q49-5	UK		FE			268		24.03	NC	
Q49-5	UK		FE			269		13.72	NC	
Q49-5	UK		FE			270		20.44	NC	
Q49-5	UK		FE			271		15.88	NC	
Q49-5	UK		FE			272		13.85	NC	
Q49-5	UK		FE			273		9.55	NC	
Q49-5	UK		FE			274		17.43	NC	
Q49-5	UK		FE			275		13.70	NC	
Q49-5	UK		FE			276		11.82	NC	
Q49-5	UK		FE			277		16.34	NC	
Q49-5	UK		FE			278		21.35	NC	
Q49-5	UK		FE			279		20.63	NC	
Q49-5	UK		FE			280		13.23	NC	
Q49-5	UK		FE			281		7.82	NC	
Q49-5	UK		FE			282		12.47	NC	
Q49-5	UK		FE			283		17.51	NC	
Q49-5	UK		FE			284		21.34	NC	
Q49-5	UK		FE			285		21.95	NC	
Q49-5	UK		FE			286		23.04	NC	
Q49-5	UK		FE			287		26.41	NC	
Q49-5	UK		FE			288		22.69	NC	
Q49-5	UK		FE			289		23.11	NC	
Q49-5	UK		FE			290		20.29	NC	
Q49-5	UK		FE			291		19.92	NC	
Q49-5	UK		FE			292		20.97	NC	
Q49-5	UK		FE			293		24.94	NC	
Q49-5	UK		FE			294		31.25	NC	
Q49-5	UK		FE			295		27.97	NC	
Q49-5	UK		FE			296		26.16	NC	
Q49-5	UK		FE			297		16.09	NC	
Q49-5	UK		FE			298		17.30	NC	
Q49-5	UK		FE			299		21.39	NC	
Q49-5	UK		FE			300		25.38	NC	
Q49-5	UK		FE			301		28.36	NC	
Q49-5	UK		FE			302		22.07	NC	
Q49-5	UK		FE			303		19.25	NC	
Q49-5	UK		FE			304		27.19	NC	
Q49-5	UK		FE			305		18.65	NC	

Abbreviations Used in Listing:
VS = Long-Term Study, ST = Short-Term Study, Q49 = Selfmonitoring Data Question 49 Part A
NC = Non-Censored, ND = Non-Detect, MC = Mid-Censored, RC = Right-Censored
Sampling Day for Long-Term Study = Weeks 1-9 Summer Sampling and 11-19 Winter Sampling

Appendix K - Listing 1

Production-Normalized Loadings Used in Limitations Development Prior to Aggregation of Duplicates and Streams

CAS Number=1004 Analyte=Chemical Oxygen Demand Unit=KG/KKG
(continued)

Source	Subcategory	Option	Stream	Sample Point Number	Sample	Sampling Day	Duplicates	Prod. Norm. Loadings	Measurement Type	SCC Qualifier
Q49-5	UK		FE			306		21.96	NC	
Q49-5	UK		FE			307		22.15	NC	
Q49-5	UK		FE			308		15.67	NC	
Q49-5	UK		FE			309		19.87	NC	
Q49-5	UK		FE			310		13.82	NC	
Q49-5	UK		FE			311		14.80	NC	
Q49-5	UK		FE			312		26.17	NC	
Q49-5	UK		FE			313		22.22	NC	
Q49-5	UK		FE			314		23.46	NC	
Q49-5	UK		FE			315		12.35	NC	
Q49-5	UK		FE			316		16.13	NC	
Q49-5	UK		FE			317		14.44	NC	
Q49-5	UK		FE			318		17.31	NC	
Q49-5	UK		FE			319		19.69	NC	
Q49-5	UK		FE			320		16.84	NC	
Q49-5	UK		FE			321		21.09	NC	
Q49-5	UK		FE			322		15.55	NC	
Q49-5	UK		FE			323		14.58	NC	
Q49-5	UK		FE			324		10.09	NC	
Q49-5	UK		FE			325		18.92	NC	
Q49-5	UK		FE			326		12.17	NC	
Q49-5	UK		FE			327		12.96	NC	
Q49-5	UK		FE			328		10.82	NC	
Q49-5	UK		FE			329		8.26	NC	
Q49-5	UK		FE			330		8.88	NC	
Q49-5	UK		FE			331		13.53	NC	
Q49-5	UK		FE			332		13.37	NC	
Q49-5	UK		FE			333		16.18	NC	
Q49-5	UK		FE			334		28.78	NC	
Q49-5	UK		FE			335		12.73	NC	
Q49-5	UK		FE			336		25.05	NC	
Q49-5	UK		FE			337		15.72	NC	
Q49-5	UK		FE			338		16.12	NC	
Q49-5	UK		FE			339		21.35	NC	
Q49-5	UK		FE			340		12.53	NC	
Q49-5	UK		FE			341		19.17	NC	
Q49-5	UK		FE			342		17.00	NC	
Q49-5	UK		FE			343		19.78	NC	
Q49-5	UK		FE			344		20.31	NC	
Q49-5	UK		FE			345		22.55	NC	
Q49-5	UK		FE			346		31.40	NC	
Q49-5	UK		FE			347		19.72	NC	
Q49-5	UK		FE			348		19.69	NC	
Q49-5	UK		FE			349		30.12	NC	
Q49-5	UK		FE			350		94.84	NC	
Q49-5	UK		FE			351		79.09	NC	
Q49-5	UK		FE			352		11.26	NC	
Q49-5	UK		FE			353		9.88	NC	
Q49-5	UK		FE			354		13.44	NC	
Q49-5	UK		FE			355		26.90	NC	
Q49-5	UK		FE			356		28.21	NC	
Q49-5	UK		FE			357		20.77	NC	
Q49-5	UK		FE			358		48.54	NC	
Q49-5	UK		FE			359		24.67	NC	
Q49-5	UK		FE			360		26.47	NC	
Q49-5	UK		FE			361		32.45	NC	
Q49-5	UK		FE			362		14.61	NC	
Q49-5	UK		FE			363		17.16	NC	

Abbreviations Used in Listing:
VS = Long-Term Study, ST = Short-Term Study, Q49 = Selfmonitoring Data Question 49 Part A
NC = Non-Censored, ND = Non-Detect, MC = Mid-Censored, RC = Right-Censored
Sampling Day for Long-Term Study = Weeks 1-9 Summer Sampling and 11-19 Winter Sampling

Appendix K Listing 2

Production-Normalized Loadings Used in Limitations Development After Aggregation of Duplicates and Streams

CAS Number=1198556 Analyte=Tetrachlorocatechol Unit=MG/KKG

Source	Subcategory	Option	Stream	Sampling Day	Prod. Norm. Loading	Prod. Norm. Loading L.B.	Prod. Norm. Loading U.B.	Measurement Type	SCC Qualifier
ST1375	BPK	3	ACID	3	236.41			NC	
VS	BPK	3	ACID	1	80.44			ND	
VS	BPK	3	ACID	2	81.65			ND	
VS	BPK	3	ACID	3	221.35			NC	
VS	BPK	3	ACID	4	82.16			ND	
VS	BPK	3	ACID	5	447.29			NC	
VS	BPK	3	ACID	6	180.01	.		NC	
VS	BPK	3	ACID	7	88.63	.		NC	
VS	BPK	3	ACID	8	.				EXCLUDE
VS	BPK	3	ACID	9	215.40		.	NC	
VS	BPK	3	ACID	11	153.33		.	NC	
VS	BPK	3	ACID	12	130.03	.		NC	
VS	BPK	3	ACID	13	77.64	.		ND	
VS	BPK	3	ACID	14	174.38			NC	
VS	BPK	3	ACID	15	96.62	.		NC	
VS	BPK	3	ACID	16	187.52	.		NC	
VS	BPK	3	ACID	17	73.74			ND	
VS	BPK	3	ACID	18	247.05		.	NC	
VS	BPK	3	ACID	19	97.66		.	NC	
ST1375	BPK	3	ALK	3	5.65			ND	
VS	BPK	3	ALK	1	39.96			ND	
VS	BPK	3	ALK	2	40.70			ND	
VS	BPK	3	ALK	3	78.78			ND	
VS	BPK	3	ALK	4	40.94			ND	
VS	BPK	3	ALK	5	39.26			ND	
VS	BPK	3	ALK	6	38.09			ND	
VS	BPK	3	ALK	7	36.78			ND	
VS	BPK	3	ALK	8	.	.			EXCLUDE
VS	BPK	3	ALK	9	40.21	.		ND	
VS	BPK	3	ALK	11	42.36			ND	
VS	BPK	3	ALK	12	41.06			ND	
VS	BPK	3	ALK	13	38.69			ND	
VS	BPK	3	ALK	14	47.55			ND	
VS	BPK	3	ALK	15	31.10			ND	
VS	BPK	3	ALK	16	39.66			ND	
VS	BPK	3	ALK	17	36.48			ND	
VS	BPK	3	ALK	18	39.07			ND	
VS	BPK	3	ALK	19	35.64	.		ND	
ST1375	BPK	3	FE	3	69.39	.		ND	
VS	BPK	3	FE	1	265.02	.		ND	
VS	BPK	3	FE	2	300.80	.		ND	
VS	BPK	3	FE	3	325.54			ND	
VS	BPK	3	FE	4	308.83	.		ND	
VS	BPK	3	FE	5	321.80	.		ND	EXCLUDE
VS	BPK	3	FE	6	291.16			ND	
VS	BPK	3	FE	7	166.77			ND	
VS	BPK	3	FE	8					EXCLUDE
VS	BPK	3	FE	9	376.48			ND	
VS	BPK	3	FE	11	323.87			ND	
VS	BPK	3	FE	12	864.04			ND	
VS	BPK	3	FE	13	285.28		.	ND	
VS	BPK	3	FE	14	348.38		.	ND	
VS	BPK	3	FE	15	332.83			ND	
VS	BPK	3	FE	16	335.70			ND	
VS	BPK	3	FE	17	290.33			ND	
VS	BPK	3	FE	18	479.30			ND	
VS	BPK	3	FE	19	377.61			ND	
VS	BPK	4	ACID	1	82.94			ND	
VS	BPK	4	ACID	2	51.13	.	.	ND	
VS	BPK	4	ACID	3	57.87	.	.	ND	
VS	BPK	4	ACID	4	99.47			ND	
VS	BPK	4	ACID	5	.				EXCLUDE
VS	BPK	4	ACID	6	72.49			ND	
VS	BPK	4	ACID	7	.				EXCLUDE
VS	BPK	4	ACID	8	70.30			ND	
VS	BPK	4	ACID	9	50.34			ND	
VS	BPK	4	ACID	11	62.89			ND	
VS	BPK	4	ACID	12	51.51			ND	
VS	BPK	4	ACID	13	50.03	.	.	ND	
VS	BPK	4	ACID	14	49.24	.	.	ND	
VS	BPK	4	ACID	15	51.33			ND	
VS	BPK	4	ACID	16	55.55	.		ND	
VS	BPK	4	ACID	17	67.07			ND	
VS	BPK	4	ACID	18	52.60	.		ND	
VS	BPK	4	ACID	19	60.11			ND	
VS	BPK	4	ALK	1	36.98			ND	
VS	BPK	4	ALK	2	32.57			ND	
VS	BPK	4	ALK	3	39.67	.		ND	
VS	BPK	4	ALK	4	67.88			ND	
VS	BPK	4	ALK	5	.				EXCLUDE
VS	BPK	4	ALK	6	58.90		.	ND	
VS	BPK	4	ALK	7		.	.		EXCLUDE
VS	BPK	4	ALK	8	45.14	.	.	ND	
VS	BPK	4	ALK	9	33.83	.	.	ND	
VS	BPK	4	ALK	11	70.16			ND	
VS	BPK	4	ALK	12	9.52	.	.	ND	
VS	BPK	4	ALK	13	26.70	.	.	ND	
VS	BPK	4	ALK	14	29.26	.	.	ND	
VS	BPK	4	ALK	15	46.06	.	.	ND	
VS	BPK	4	ALK	16	21.34		.	ND	

Abbreviations Used in Listing:
VS = Long-Term Study, ST = Short-Term Study, Q49 = Selfmonitoring Data Question 49 Part A
NC = Non-Censored, ND = Non-Detect, MC = Mid-Censored, RC = Right-Censored
Sampling Day Long-Term Study = Weeks 1-9 Summer Sampling and 11-19 Winter Sampling)

Appendix K - Listing 2

Production-Normalized Loadings Used in Limitations Development After Aggregation of Duplicates and Streams

CAS Number=1198556 Analyte=Tetrachlorocatechol Unit=MG/KKG
(continued)

Source	Subcategory	Option	Stream	Sampling Day	Prod. Norm. Loading	Prod. Norm. Loading L.B.	Prod. Norm. Loading U.B.	Measurement Type	SCC Qualifier
VS	BPK	4	ALK	17	29.31	.		ND	
VS	BPK	4	ALK	18	25.09	.	.	ND	
VS	BPK	4	ALK	19	7.92	.		ND	
VS	BPK	4	FE	1	172.68		.	ND	
VS	BPK	4	FE	2	259.50	.	.	ND	
VS	BPK	4	FE	3	248.00	.	.	ND	
VS	BPK	4	FE	4	446.51		.	ND	
VS	BPK	4	FE	5					EXCLUDE
VS	BPK	4	FE	6	272.13			ND	
VS	BPK	4	FE	7	126.43		.	ND	EXCLUDE
VS	BPK	4	FE	8	236.25	.		ND	
VS	BPK	4	FE	9	276.44		.	ND	
VS	BPK	4	FE	11	210.35		.	ND	
VS	BPK	4	FE	12	228.24	.	.	ND	
VS	BPK	4	FE	13	223.76	.	.	ND	
VS	BPK	4	FE	14	234.95			ND	
VS	BPK	4	FE	15	223.76	.	.	ND	
VS	BPK	4	FE	16	223.76		.	ND	
VS	BPK	4	FE	17	223.76	.	.	ND	
VS	BPK	4	FE	18	223.76		.	ND	
VS	BPK	4	FE	19	223.76	.	.	ND	
VS	DS	1	ACID	1	493.50		.	ND	
VS	DS	1	ACID	2	.		.		EXCLUDE
VS	DS	1	ACID	3	505.84	.		ND	
VS	DS	1	ACID	4	406.48		.	ND	
VS	DS	1	ACID	5	.		.		EXCLUDE
VS	DS	1	ACID	6	389.99	.		ND	
VS	DS	1	ACID	7	547.99		.	ND	
VS	DS	1	ACID	8					EXCLUDE
VS	DS	1	ACID	9	453.30			ND	
VS	DS	1	ACID	11	.	.			
VS	DS	1	ACID	12	645.77			ND	
VS	DS	1	ACID	13	624.81			ND	
VS	DS	1	ACID	14	665.73			ND	
VS	DS	1	ACID	15	691.49			ND	
VS	DS	1	ACID	16	513.10	.	.	ND	
VS	DS	1	ACID	17	517.63			ND	
VS	DS	1	ACID	18	747.60			ND	
VS	DS	1	ACID	19	679.27			ND	
VS	DS	1	ALK	1	64.38	.	.	ND	
VS	DS	1	ALK	2	.	.			EXCLUDE
VS	DS	1	ALK	3	102.74			ND	
VS	DS	1	ALK	4	110.64			ND	
VS	DS	1	ALK	5	.		.		EXCLUDE
VS	DS	1	ALK	6	55.25		.	ND	
VS	DS	1	ALK	7	76.01	.	.	ND	
VS	DS	1	ALK	8	.	.	.		EXCLUDE
VS	DS	1	ALK	9	114.91	.	.	ND	
VS	DS	1	ALK	11					
VS	DS	1	ALK	12	124.19			ND	
VS	DS	1	ALK	13	40.36	.		ND	
VS	DS	1	ALK	14	137.51	.	.	ND	
VS	DS	1	ALK	15	120.12			ND	
VS	DS	1	ALK	16	46.22	.	.	ND	
VS	DS	1	ALK	17	92.46			ND	
VS	DS	1	ALK	18	49.98	.		ND	
VS	DS	1	ALK	19	57.41	.		ND	
VS	DS	1	FE	1	1026.32			ND	
VS	DS	1	FE	2		.			EXCLUDE
VS	DS	1	FE	3	1114.29	.	.	ND	
VS	DS	1	FE	4	1090.58			ND	
VS	DS	1	FE	5	.				EXCLUDE
VS	DS	1	FE	6	1169.90		.	ND	
VS	DS	1	FE	7	1150.23			ND	
VS	DS	1	FE	8	.	.			EXCLUDE
VS	DS	1	FE	9	966.30	.		ND	
VS	DS	1	FE	11	953.82			ND	
VS	DS	1	FE	12	1131.58		.	ND	
VS	DS	1	FE	13	1055.58	.		ND	
VS	DS	1	FE	14	1220.50		.	ND	
VS	DS	1	FE	15	1256.53		.	ND	
VS	DS	1	FE	16	1289.11		.	ND	
VS	DS	1	FE	17	1023.40		.	ND	
VS	DS	1	FE	18	1273.53	.	.	ND	
VS	DS	1	FE	19	1188.72		.	ND	

CAS Number=2539175 Analyte=Tetrachloroguaiacol Unit=MG/KKG

Source	Subcategory	Option	Stream	Sampling Day	Prod. Norm. Loading	Prod. Norm. Loading L.B.	Prod. Norm. Loading U.B.	Measurement Type	SCC Qualifier
VS	BPK	3	ACID	1	160.89	.	.	ND	
VS	BPK	3	ACID	2	81.65	.	.	ND	
VS	BPK	3	ACID	3	86.96	.		ND	
VS	BPK	3	ACID	4	82.16	.	.	ND	
VS	BPK	3	ACID	5	79.03		.	ND	
VS	BPK	3	ACID	6	82.18	.		ND	

Abbreviations Used in Listing:
VS = Long-Term Study, ST = Short-Term Study, Q49 = Selfmonitoring Data Question 49 Part A
NC = Non-Censored, ND = Non-Detect, MC = Mid-Censored, RC = Right-Censored
Sampling Day Long-Term Study = Weeks 1-9 Summer Sampling and 11-19 Winter Sampling)

Appendix K Listing 2

Production-Normalized Loadings Used in Limitations Development After Aggregation of Duplicates and Streams

CAS Number=2539175 Analyte=Tetrachloroguaiacol Unit=MG/KKG
(continued)

Source	Subcategory	Option	Stream	Sampling Day	Prod. Norm. Loading	Prod. Norm. Loading L.B.	Prod. Norm. Loading U.B.	Measurement Type	SCC Qualifier
VS	BPK	3	ACID	7	73.86	.		ND	
VS	BPK	3	ACID	8	80.31	.		ND	
VS	BPK	3	ACID	9	87.60			ND	
VS	BPK	3	ACID	11	87.16			ND	
VS	BPK	3	ACID	12	85.63			ND	
VS	BPK	3	ACID	13	77.64			ND	
VS	BPK	3	ACID	14	95.81	.	.	ND	
VS	BPK	3	ACID	15	62.74	.		ND	
VS	BPK	3	ACID	16	80.14			ND	
VS	BPK	3	ACID	17	73.74			ND	
VS	BPK	3	ACID	18	80.80			ND	
VS	BPK	3	ACID	19	71.81			ND	
VS	BPK	3	ALK	1	39.96			ND	
VS	BPK	3	ALK	2	40.70	.		ND	
VS	BPK	3	ALK	3	78.78			ND	
VS	BPK	3	ALK	4	40.94			ND	
VS	BPK	3	ALK	5	58.89			ND	
VS	BPK	3	ALK	6	30.32	.	.	NC	
VS	BPK	3	ALK	7	38.98	.	.	NC	
VS	BPK	3	ALK	8	.				DETECTED
VS	BPK	3	ALK	9	44.52			NC	
VS	BPK	3	ALK	11	42.36			ND	
VS	BPK	3	ALK	12	41.06			ND	
VS	BPK	3	ALK	13	38.69			ND	
VS	BPK	3	ALK	14	47.55			ND	
VS	BPK	3	ALK	15	31.10			ND	
VS	BPK	3	ALK	16	39.66			ND	
VS	BPK	3	ALK	17	46.69			NC	
VS	BPK	3	ALK	18	45.20			NC	
VS	BPK	3	ALK	19	71.27			ND	
VS	BPK	3	FE	1	265.02			ND	
VS	BPK	3	FE	2	300.80			ND	
VS	BPK	3	FE	3	325.54	.	.	ND	
VS	BPK	3	FE	4	308.83	.	.	ND	
VS	BPK	3	FE	5	321.80			ND	
VS	BPK	3	FE	6	291.16	.	.	ND	
VS	BPK	3	FE	7	166.77	.	.	ND	
VS	BPK	3	FE	8	312.09			ND	
VS	BPK	3	FE	9	376.48			ND	
VS	BPK	3	FE	11	323.87			ND	
VS	BPK	3	FE	12	864.04	.	.	ND	
VS	BPK	3	FE	13	285.28	.	.	ND	
VS	BPK	3	FE	14	348.38		.	ND	
VS	BPK	3	FE	15	332.83			ND	
VS	BPK	3	FE	16	335.70			ND	
VS	BPK	3	FE	17	290.33		.	ND	
VS	BPK	3	FE	18	479.30		.	ND	
VS	BPK	3	FE	19	377.61		.	ND	
VS	BPK	4	ACID	1	82.94		.	ND	
VS	BPK	4	ACID	2	102.25			ND	
VS	BPK	4	ACID	3	57.87			ND	
VS	BPK	4	ACID	4	99.47			ND	
VS	BPK	4	ACID	5	124.33			ND	
VS	BPK	4	ACID	6	72.49			ND	
VS	BPK	4	ACID	7	54.09		.	ND	
VS	BPK	4	ACID	8	70.30			ND	
VS	BPK	4	ACID	9	50.34			ND	
VS	BPK	4	ACID	11	62.89			ND	
VS	BPK	4	ACID	12	51.51			ND	
VS	BPK	4	ACID	13	50.03			ND	
VS	BPK	4	ACID	14	49.24			ND	
VS	BPK	4	ACID	15	51.33			ND	
VS	BPK	4	ACID	16	55.55			ND	
VS	BPK	4	ACID	17	67.07			ND	
VS	BPK	4	ACID	18	52.60			ND	
VS	BPK	4	ACID	19	120.22			ND	
VS	BPK	4	ALK	1	36.98			ND	
VS	BPK	4	ALK	2	32.57			ND	
VS	BPK	4	ALK	3	39.67			ND	
VS	BPK	4	ALK	4	67.88		.	ND	
VS	BPK	4	ALK	5	50.30		.	ND	
VS	BPK	4	ALK	6	58.90			ND	
VS	BPK	4	ALK	7	37.10			ND	
VS	BPK	4	ALK	8	45.14		.	ND	
VS	BPK	4	ALK	9	33.83			ND	
VS	BPK	4	ALK	11	70.16			ND	
VS	BPK	4	ALK	12	9.52			ND	
VS	BPK	4	ALK	13	26.70		.	ND	
VS	BPK	4	ALK	14	29.26		.	ND	
VS	BPK	4	ALK	15	46.06			ND	
VS	BPK	4	ALK	16	21.34		.	ND	
VS	BPK	4	ALK	17	29.31		.	ND	
VS	BPK	4	ALK	18	25.09			ND	
VS	BPK	4	ALK	19	7.92		.	ND	
VS	BPK	4	FE	1	172.68		.	ND	
VS	BPK	4	FE	2	207.60			ND	
VS	BPK	4	FE	3	248.00		.	ND	
VS	BPK	4	FE	4	446.51		.	ND	
VS	BPK	4	FE	5	314.33			ND	DETECTED

Abbreviations Used in Listing:
VS = Long-Term Study, ST = Short-Term Study, Q49 = Selfmonitoring Data Question 49 Part A
NC = Non-Censored, ND = Non-Detect, MC = Mid-Censored, RC = Right-Censored
Sampling Day Long-Term Study = Weeks 1-9 Summer Sampling and 11-19 Winter Sampling)

Appendix K - Listing 2

Production-Normalized Loadings Used in Limitations Development After Aggregation of Duplicates and Streams

CAS Number=2539175 Analyte=Tetrachloroguaiacol Unit=MG/KKG
(continued)

Source	Subcategory	Option	Stream	Sampling Day	Prod. Norm. Loading	Prod. Norm. Loading L.B.	Prod. Norm. Loading U.B.	Measurement Type	SCC Qualifier
VS	BPK	4	FE	6	272.13			ND	
VS	BPK	4	FE	7	126.43	.		ND	
VS	BPK	4	FE	8	236.25	.		ND	
VS	BPK	4	FE	9	276.44	.	.	ND	
VS	BPK	4	FE	11	210.35	.	.	ND	
VS	BPK	4	FE	12	228.24	.	.	ND	
VS	BPK	4	FE	13	223.76	.	.	ND	
VS	BPK	4	FE	14	234.95		.	ND	
VS	BPK	4	FE	15	223.76	.	.	ND	
VS	BPK	4	FE	16	223.76	.	.	ND	
VS	BPK	4	FE	17	223.76		.	ND	
VS	BPK	4	FE	18	223.76	.	.	ND	
VS	BPK	4	FE	19	223.76	.	.	ND	
VS	DS	1	ACID	1	493.50			ND	
VS	DS	1	ACID	2	511.81	.	.	ND	
VS	DS	1	ACID	3	505.84		.	ND	
VS	DS	1	ACID	4	406.48		.	ND	
VS	DS	1	ACID	5	510.35		.	ND	
VS	DS	1	ACID	6	389.99	.	.	ND	
VS	DS	1	ACID	7	547.99			ND	
VS	DS	1	ACID	8	529.60			ND	
VS	DS	1	ACID	9	453.30			ND	
VS	DS	1	ACID	11	.	.			
VS	DS	1	ACID	12	645.77	.	.	ND	
VS	DS	1	ACID	13	624.81	.	.	ND	
VS	DS	1	ACID	14	665.73	.	.	ND	
VS	DS	1	ACID	15	691.49	.	.	ND	
VS	DS	1	ACID	16	513.10		.	ND	
VS	DS	1	ACID	17	517.63	.	.	ND	
VS	DS	1	ACID	18	747.60		.	ND	
VS	DS	1	ACID	19	679.27			ND	
VS	DS	1	ALK	1	114.96			ND	
VS	DS	1	ALK	2	108.66	.		ND	
VS	DS	1	ALK	3	102.74		.	ND	
VS	DS	1	ALK	4	110.64		.	ND	
VS	DS	1	ALK	5	58.80		.	NC	
VS	DS	1	ALK	6	55.25			ND	
VS	DS	1	ALK	7	76.01	.		ND	
VS	DS	1	ALK	8	123.41			ND	
VS	DS	1	ALK	9	114.91	.		ND	
VS	DS	1	ALK	11		.			
VS	DS	1	ALK	12	124.19			ND	
VS	DS	1	ALK	13	40.36			ND	
VS	DS	1	ALK	14	137.51	.		ND	
VS	DS	1	ALK	15	120.12	.		ND	
VS	DS	1	ALK	16	46.22			ND	
VS	DS	1	ALK	17	92.46			ND	
VS	DS	1	ALK	18	49.98	.		ND	
VS	DS	1	ALK	19	114.83		.	ND	
VS	DS	1	FE	1	1026.32	.	.	ND	
VS	DS	1	FE	2	408.57		.	ND	
VS	DS	1	FE	3	1114.29			ND	
VS	DS	1	FE	4	1090.58	.	.	ND	
VS	DS	1	FE	5	936.47	.	.	ND	
VS	DS	1	FE	6	1169.90			ND	
VS	DS	1	FE	7	1150.23	.	.	ND	
VS	DS	1	FE	8	1211.62		.	ND	
VS	DS	1	FE	9	966.30	.		ND	
VS	DS	1	FE	11	953.82			ND	
VS	DS	1	FE	12	1131.58		.	ND	
VS	DS	1	FE	13	1055.58			ND	
VS	DS	1	FE	14	1220.50	.		ND	
VS	DS	1	FE	15	1256.53	.		ND	
VS	DS	1	FE	16	1289.11		.	ND	
VS	DS	1	FE	17	1023.40	.		ND	
VS	DS	1	FE	18	1273.53	.		ND	
VS	DS	1	FE	19	1188.72			ND	

CAS Number=2539266 Analyte=Trichlorosyringol Unit=MG/KKG

Source	Subcategory	Option	Stream	Sampling Day	Prod. Norm. Loading	Prod. Norm. Loading L.B.	Prod. Norm. Loading U.B.	Measurement Type	SCC Qualifier
VS	BPK	3	ACID	1	42.75	.	.	ND	
VS	BPK	3	ACID	2	38.80	.	.	ND	
VS	BPK	3	ACID	3	40.84			ND	
VS	BPK	3	ACID	4	78.16		.	NC	
VS	BPK	3	ACID	5	78.32	.	.	ND	
VS	BPK	3	ACID	6	46.57	.		NC	
VS	BPK	3	ACID	7	59.52	.	.	NC	
VS	BPK	3	ACID	8	.		.		EXCLUDE
VS	BPK	3	ACID	9	43.90		.	ND	
VS	BPK	3	ACID	11	41.97	.	.	ND	
VS	BPK	3	ACID	12	91.43	.	.	NC	
VS	BPK	3	ACID	13	38.91	.	.	ND	
VS	BPK	3	ACID	14	49.23	.	.	NC	
VS	BPK	3	ACID	15	40.32	.	.	NC	

Abbreviations Used in Listing:
VS = Long-Term Study, ST = Short-Term Study, Q49 = Selfmonitoring Data Question 49 Part A
NC = Non-Censored, ND = Non-Detect, MC = Mid-Censored, RC = Right-Censored
Sampling Day Long-Term Study = Weeks 1-9 Summer Sampling and 11-19 Winter Sampling)

Appendix K Listing 2

Production-Normalized Loadings Used in Limitations Development After Aggregation of Duplicates and Streams

CAS Number=2539266 Analyte=Trichlorosyringol Unit=MG/KKG
(continued)

Source	Subcategory	Option	Stream	Sampling Day	Prod. Norm. Loading	Prod. Norm. Loading L.B.	Prod. Norm. Loading U.B.	Measurement Type	SCC Qualifier
VS	BPK	3	ACID	16	38.71			ND	
VS	BPK	3	ACID	17	38.62			ND	
VS	BPK	3	ACID	18	39.43			ND	
VS	BPK	3	ACID	19	38.91		.	ND	
VS	BPK	3	ALK	1	26.85		.	NC	
VS	BPK	3	ALK	2	13.86		.	ND	
VS	BPK	3	ALK	3	27.95		.	ND	
VS	BPK	3	ALK	4	47.22		.	NC	
VS	BPK	3	ALK	5	27.93		.	ND	
VS	BPK	3	ALK	6	38.12		.	NC	
VS	BPK	3	ALK	7	48.60			NC	
VS	BPK	3	ALK	8	.				EXCLUDE
VS	BPK	3	ALK	9	29.68			NC	
VS	BPK	3	ALK	11	29.35	.		NC	
VS	BPK	3	ALK	12	102.65	.		NC	
VS	BPK	3	ALK	13	25.93			NC	
VS	BPK	3	ALK	14	116.25		.	NC	
VS	BPK	3	ALK	15	44.81		.	NC	
VS	BPK	3	ALK	16	41.44		.	NC	
VS	BPK	3	ALK	17	28.43		.	NC	
VS	BPK	3	ALK	18	40.24			NC	
VS	BPK	3	ALK	19	13.85			ND	
ST1375	BPK	3	FE	3	52.87			ND	
VS	BPK	3	FE	1	132.51		.	ND	
VS	BPK	3	FE	2	150.40		.	ND	
VS	BPK	3	FE	3	162.77			ND	
VS	BPK	3	FE	4	154.41			ND	
VS	BPK	3	FE	5	160.90			ND	
VS	BPK	3	FE	6	145.58		.	ND	
VS	BPK	3	FE	7	220.13		.	ND	
VS	BPK	3	FE	8	296.66			ND	
VS	BPK	3	FE	9	191.79			ND	
VS	BPK	3	FE	11	158.88			ND	
VS	BPK	3	FE	12	432.02			ND	
VS	BPK	3	FE	13	142.64			ND	
VS	BPK	3	FE	14	174.19			ND	
VS	BPK	3	FE	15	166.41		.	ND	
VS	BPK	3	FE	16	167.85			ND	
VS	BPK	3	FE	17	145.17			ND	
VS	BPK	3	FE	18	239.65			ND	
VS	BPK	3	FE	19	188.81			ND	
VS	BPK	4	ACID	1	41.47		.	ND	
VS	BPK	4	ACID	2	.		.		EXCLUDE
VS	BPK	4	ACID	3	28.44			ND	
VS	BPK	4	ACID	4	49.73			ND	
VS	BPK	4	ACID	5	34.19			ND	
VS	BPK	4	ACID	6	36.85		.	ND	
VS	BPK	4	ACID	7	.		.		EXCLUDE
VS	BPK	4	ACID	8	34.61			ND	
VS	BPK	4	ACID	9	25.17			ND	
VS	BPK	4	ACID	11	31.45			ND	
VS	BPK	4	ACID	12	25.75			ND	
VS	BPK	4	ACID	13	25.02		.	ND	
VS	BPK	4	ACID	14	25.05		.	ND	
VS	BPK	4	ACID	15	25.66		.	ND	
VS	BPK	4	ACID	16	27.78			ND	
VS	BPK	4	ACID	17	33.53			ND	
VS	BPK	4	ACID	18	26.30			ND	
VS	BPK	4	ACID	19	30.06			ND	
VS	BPK	4	ALK	1	18.49			ND	
VS	BPK	4	ALK	2					EXCLUDE
VS	BPK	4	ALK	3	19.83			ND	
VS	BPK	4	ALK	4	33.94			ND	
VS	BPK	4	ALK	5	25.19			ND	
VS	BPK	4	ALK	6	29.45			ND	
VS	BPK	4	ALK	7					EXCLUDE
VS	BPK	4	ALK	8	22.57			ND	
VS	BPK	4	ALK	9	16.92	.		ND	
VS	BPK	4	ALK	11	35.08	.		ND	
VS	BPK	4	ALK	12	4.68	.		ND	
VS	BPK	4	ALK	13	13.35	.	.	ND	
VS	BPK	4	ALK	14	14.63		.	ND	
VS	BPK	4	ALK	15	23.03		.	ND	
VS	BPK	4	ALK	16	10.67			ND	
VS	BPK	4	ALK	17	14.66	.		ND	
VS	BPK	4	ALK	18	12.54			ND	
VS	BPK	4	ALK	19	3.96			ND	
VS	BPK	4	FE	1	86.34	.		ND	
VS	BPK	4	FE	2	129.96	.		ND	
VS	BPK	4	FE	3	124.00			ND	
VS	BPK	4	FE	4	223.25			ND	
VS	BPK	4	FE	5	157.46	.		ND	
VS	BPK	4	FE	6	138.63			ND	
VS	BPK	4	FE	7	63.21			ND	
VS	BPK	4	FE	8	120.44	.		ND	
VS	BPK	4	FE	9	138.22			ND	
VS	BPK	4	FE	11	107.16			ND	
VS	BPK	4	FE	12	116.36			ND	
VS	BPK	4	FE	13	111.88			ND	

Abbreviations Used in Listing:
VS = Long-Term Study, ST = Short-Term Study, Q49 = Selfmonitoring Data Question 49 Part A
NC = Non-Censored, ND = Non-Detect, MC = Mid-Censored, RC = Right-Censored
Sampling Day Long-Term Study = Weeks 1-9 Summer Sampling and 11-19 Winter Sampling)

Appendix K Listing 2

Production-Normalized Loadings Used in Limitations Development After Aggregation of Duplicates and Streams

CAS Number=2539266 Analyte=Trichlorosyringol Unit=MG/KKG
(continued)

Source	Subcategory	Option	Stream	Sampling Day	Prod. Norm. Loading	Prod. Norm. Loading L.B.	Prod. Norm. Loading U.B.	Measurement Type	SCC Qualifier
VS	BPK	4	FE	14	116.36	.	.	ND	
VS	BPK	4	FE	15	111.88	.	.	ND	
VS	BPK	4	FE	16	111.88		.	ND	
VS	BPK	4	FE	17	111.88		.	ND	
VS	BPK	4	FE	18	111.88		.	ND	
VS	BPK	4	FE	19	111.88		.	ND	
VS	DS	1	ACID	1	246.75		.	ND	
VS	DS	1	ACID	2	.	.			EXCLUDE
VS	DS	1	ACID	3	252.92	.	.	ND	
VS	DS	1	ACID	4	203.24	.	.	ND	
VS	DS	1	ACID	5	255.18		.	ND	
VS	DS	1	ACID	6	195.00			ND	
VS	DS	1	ACID	7	278.80	.	.	ND	
VS	DS	1	ACID	8	264.80			ND	
VS	DS	1	ACID	9	226.65	.	.	ND	
VS	DS	1	ACID	11	.				
VS	DS	1	ACID	12	322.88			ND	
VS	DS	1	ACID	13	312.41			ND	
VS	DS	1	ACID	14	332.86		.	ND	
VS	DS	1	ACID	15	345.74	.	.	ND	
VS	DS	1	ACID	16	256.55			ND	
VS	DS	1	ACID	17	258.81	.		ND	
VS	DS	1	ACID	18	373.80		.	ND	
VS	DS	1	ACID	19	339.63			ND	
VS	DS	1	ALK	1	32.19		.	ND	
VS	DS	1	ALK	2	.		.		EXCLUDE
VS	DS	1	ALK	3	51.37	.		ND	
VS	DS	1	ALK	4	55.32	.		ND	
VS	DS	1	ALK	5	56.11		.	ND	
VS	DS	1	ALK	6	27.62		.	ND	
VS	DS	1	ALK	7	38.01			ND	
VS	DS	1	ALK	8	61.71		.	ND	
VS	DS	1	ALK	9	57.46		.	ND	
VS	DS	1	ALK	11	.		.		
VS	DS	1	ALK	12	62.09			ND	
VS	DS	1	ALK	13	20.18			ND	
VS	DS	1	ALK	14	68.75			ND	
VS	DS	1	ALK	15	60.06	.		ND	
VS	DS	1	ALK	16	23.11			ND	
VS	DS	1	ALK	17	46.23	.		ND	
VS	DS	1	ALK	18	24.99			ND	
VS	DS	1	ALK	19	28.71			ND	
VS	DS	1	FE	1	523.22			ND	
VS	DS	1	FE	2	232.07			ND	
VS	DS	1	FE	3	557.14	.		ND	
VS	DS	1	FE	4	545.29			ND	
VS	DS	1	FE	5	468.24	.		ND	
VS	DS	1	FE	6	584.95			ND	
VS	DS	1	FE	7	575.11			ND	
VS	DS	1	FE	8	605.81			ND	
VS	DS	1	FE	9	483.15	.		ND	
VS	DS	1	FE	11	476.91	.		ND	
VS	DS	1	FE	12	576.88			ND	
VS	DS	1	FE	13	527.79	.		ND	
VS	DS	1	FE	14	610.25			ND	
VS	DS	1	FE	15	628.27			ND	
VS	DS	1	FE	16	644.55			ND	
VS	DS	1	FE	17	511.70		.	ND	
VS	DS	1	FE	18	636.76	.		ND	
VS	DS	1	FE	19	594.36		.	ND	

CAS Number=2668248 Analyte=4,5,6-Trichloroguaiacol Unit=MG/KKG

Source	Subcategory	Option	Stream	Sampling Day	Prod. Norm. Loading	Prod. Norm. Loading L.B.	Prod. Norm. Loading U.B.	Measurement Type	SCC Qualifier
ST1375	BPK	3	ACID	3	95.41	.	.	NC	
VS	BPK	3	ACID	1	.	.	.		DETECTED
VS	BPK	3	ACID	2	40.83			ND	
VS	BPK	3	ACID	3	42.69	.		ND	
VS	BPK	3	ACID	4	82.16			ND	
VS	BPK	3	ACID	5	79.03	.	.	ND	
VS	BPK	3	ACID	6	59.48			ND	
VS	BPK	3	ACID	7	.	.	.		DETECTED
VS	BPK	3	ACID	8	40.15	.		ND	
VS	BPK	3	ACID	9	43.08			ND	
VS	BPK	3	ACID	11	43.58	.		ND	
VS	BPK	3	ACID	12	42.81			ND	
VS	BPK	3	ACID	13	38.82	.	.	ND	
VS	BPK	3	ACID	14	47.91		.	ND	
VS	BPK	3	ACID	15	31.37		.	ND	
VS	BPK	3	ACID	16	40.07			ND	
VS	BPK	3	ACID	17	73.74	.	.	ND	
VS	BPK	3	ACID	18	40.40	.	.	ND	
VS	BPK	3	ACID	19	71.81	.		ND	
ST1375	BPK	3	ALK	3		54.19	57.02	MC	
VS	BPK	3	ALK	1		.			DETECTED

Abbreviations Used in Listing:
VS = Long-Term Study, ST = Short-Term Study, Q49 = Selfmonitoring Data Question 49 Part A
NC = Non-Censored, ND = Non-Detect, MC = Mid-Censored, RC = Right-Censored
Sampling Day Long-Term Study = Weeks 1-9 Summer Sampling and 11-19 Winter Sampling)

Appendix K Listing 2

Production-Normalized Loadings Used in Limitations Development After Aggregation of Duplicates and Streams

CAS Number=2668248 Analyte=4,5,6-Trichloroguaiacol Unit=MG/KKG
(continued)

Source	Subcategory	Option	Stream	Sampling Day	Prod. Norm. Loading	Prod. Norm. Loading L.B.	Prod. Norm. Loading U.B.	Measurement Type	SCC Qualifier
VS	BPK	3	ALK	2	20.35			ND	
VS	BPK	3	ALK	3	39.39	.	.	ND	
VS	BPK	3	ALK	4		.	.		DETECTED
VS	BPK	3	ALK	5	29.44		.	ND	
VS	BPK	3	ALK	6	155.48		.	NC	
VS	BPK	3	ALK	7	.		.		DETECTED
VS	BPK	3	ALK	8	194.73		.	NC	
VS	BPK	3	ALK	9	201.04		.	NC	
VS	BPK	3	ALK	11	20.78		.	ND	
VS	BPK	3	ALK	12	126.35		.	NC	
VS	BPK	3	ALK	13	185.73		.	NC	
VS	BPK	3	ALK	14	190.20			NC	
VS	BPK	3	ALK	15	80.87		.	NC	
VS	BPK	3	ALK	16	238.76		.	NC	
VS	BPK	3	ALK	17	226.17			NC	
VS	BPK	3	ALK	18	239.81		.	NC	
VS	BPK	3	ALK	19	142.54		.	NC	
ST1375	BPK	3	FE	3	52.87			ND	
VS	BPK	3	FE	1	132.51			ND	
VS	BPK	3	FE	2	150.40			ND	
VS	BPK	3	FE	3	162.77			ND	
VS	BPK	3	FE	4	154.41			ND	
VS	BPK	3	FE	5	160.90			ND	
VS	BPK	3	FE	6	145.58			ND	
VS	BPK	3	FE	7	220.13			ND	
VS	BPK	3	FE	8	156.04			ND	
VS	BPK	3	FE	9	191.79			ND	
VS	BPK	3	FE	11	158.88		.	ND	
VS	BPK	3	FE	12	432.02		.	ND	
VS	BPK	3	FE	13	142.64			ND	
VS	BPK	3	FE	14	174.19			ND	
VS	BPK	3	FE	15	166.41			ND	
VS	BPK	3	FE	16	167.85			ND	
VS	BPK	3	FE	17	145.17			ND	
VS	BPK	3	FE	18	239.65			ND	
VS	BPK	3	FE	19	188.81	.		ND	
VS	BPK	4	ACID	1	41.47			ND	
VS	BPK	4	ACID	2	51.13			ND	
VS	BPK	4	ACID	3	28.44	.		ND	
VS	BPK	4	ACID	4	49.73	.		ND	
VS	BPK	4	ACID	5	62.17			ND	
VS	BPK	4	ACID	6	36.85			ND	
VS	BPK	4	ACID	7	27.04			ND	
VS	BPK	4	ACID	8	34.61			ND	
VS	BPK	4	ACID	9	25.17			ND	
VS	BPK	4	ACID	11	31.45	.		ND	
VS	BPK	4	ACID	12	25.75	.		ND	
VS	BPK	4	ACID	13	25.02	.	.	ND	
VS	BPK	4	ACID	14	25.05	.	.	ND	
VS	BPK	4	ACID	15	25.66	.		ND	
VS	BPK	4	ACID	16	27.78	.		ND	
VS	BPK	4	ACID	17	33.53			ND	
VS	BPK	4	ACID	18	26.30			ND	
VS	BPK	4	ACID	19	60.11	.		ND	
VS	BPK	4	ALK	1	36.98			ND	
VS	BPK	4	ALK	2	32.57	.		ND	
VS	BPK	4	ALK	3	19.83	.		ND	
VS	BPK	4	ALK	4	33.94			ND	
VS	BPK	4	ALK	5	25.19	.		ND	
VS	BPK	4	ALK	6	29.45	.		ND	
VS	BPK	4	ALK	7	18.55			ND	
VS	BPK	4	ALK	8	22.57	.		ND	
VS	BPK	4	ALK	9	16.92	.		ND	
VS	BPK	4	ALK	11	35.08			ND	
VS	BPK	4	ALK	12	4.68	.		ND	
VS	BPK	4	ALK	13	13.35			ND	
VS	BPK	4	ALK	14	14.63		.	ND	
VS	BPK	4	ALK	15	23.03		.	ND	
VS	BPK	4	ALK	16	10.67			ND	
VS	BPK	4	ALK	17	29.31	.		ND	
VS	BPK	4	ALK	18	12.54	.		ND	
VS	BPK	4	ALK	19	7.92		.	ND	
VS	BPK	4	FE	1	86.34		.	ND	
VS	BPK	4	FE	2	207.60			ND	
VS	BPK	4	FE	3	124.00			ND	
VS	BPK	4	FE	4	223.25	.		ND	
VS	BPK	4	FE	5	157.46	.		ND	
VS	BPK	4	FE	6	138.63			ND	
VS	BPK	4	FE	7	63.21		.	ND	
VS	BPK	4	FE	8	120.44		.	ND	
VS	BPK	4	FE	9	138.22	.	.	ND	
VS	BPK	4	FE	11	107.16	.		ND	
VS	BPK	4	FE	12	116.36			ND	
VS	BPK	4	FE	13	111.88	.		ND	
VS	BPK	4	FE	14	116.36	.		ND	
VS	BPK	4	FE	15	111.88		.	ND	
VS	BPK	4	FE	16	111.88		.	ND	
VS	BPK	4	FE	17	111.88			ND	
VS	BPK	4	FE	18	111.88			ND	

Abbreviations Used in Listing:
VS = Long-Term Study, ST = Short-Term Study, Q49 = Selfmonitoring Data Question 49 Part A
NC = Non-Censored, ND = Non-Detect, MC = Mid-Censored, RC = Right-Censored
Sampling Day Long-Term Study = Weeks 1-9 Summer Sampling and 11-19 Winter Sampling)

Appendix K Listing 2

Production-Normalized Loadings Used in Limitations Development After Aggregation of Duplicates and Streams

CAS Number=2668248 Analyte=4,5,6-Trichloroguaiacol Unit=MG/KKG
(continued)

Source	Subcategory	Option	Stream	Sampling Day	Prod. Norm. Loading	Prod. Norm. Loading L.B.	Prod. Norm. Loading U.B.	Measurement Type	SCC Qualifier
VS	BPK	4	FE	19	111.88	.	.	ND	
VS	DS	1	ACID	1	246.75		.	ND	
VS	DS	1	ACID	2	256.41	.	.	ND	
VS	DS	1	ACID	3	252.92	.	.	ND	
VS	DS	1	ACID	4	203.24	.	.	ND	
VS	DS	1	ACID	5	.		.		EXCLUDE
VS	DS	1	ACID	6	195.00		.	ND	
VS	DS	1	ACID	7	278.80		.	ND	
VS	DS	1	ACID	8	264.80	.		ND	
VS	DS	1	ACID	9	226.65	.	.	ND	
VS	DS	1	ACID	11					
VS	DS	1	ACID	12	322.88		.	ND	
VS	DS	1	ACID	13	312.41	.		ND	
VS	DS	1	ACID	14	332.86		.	ND	
VS	DS	1	ACID	15	345.74		.	ND	
VS	DS	1	ACID	16	256.55			ND	
VS	DS	1	ACID	17	258.81		.	ND	
VS	DS	1	ACID	18	373.80	.		ND	
VS	DS	1	ACID	19	339.63			ND	
VS	DS	1	ALK	1	57.48			ND	
VS	DS	1	ALK	2	54.33			ND	
VS	DS	1	ALK	3	51.37			ND	
VS	DS	1	ALK	4	55.32		.	ND	
VS	DS	1	ALK	5	.				EXCLUDE
VS	DS	1	ALK	6	27.62			ND	
VS	DS	1	ALK	7	38.01	.		ND	
VS	DS	1	ALK	8	61.71	.		ND	
VS	DS	1	ALK	9	57.46	.		ND	
VS	DS	1	ALK	11		.			
VS	DS	1	ALK	12	62.09			ND	
VS	DS	1	ALK	13	20.18			ND	
VS	DS	1	ALK	14	68.75			ND	
VS	DS	1	ALK	15	60.06	.		ND	
VS	DS	1	ALK	16	23.11		.	ND	
VS	DS	1	ALK	17	46.23	.		ND	
VS	DS	1	ALK	18	24.99	.		ND	
VS	DS	1	ALK	19	57.41			ND	
VS	DS	1	FE	1	523.22		.	ND	
VS	DS	1	FE	2	204.29			ND	
VS	DS	1	FE	3	557.14			ND	
VS	DS	1	FE	4	545.29			ND	
VS	DS	1	FE	5	.				EXCLUDE
VS	DS	1	FE	6	584.95			ND	
VS	DS	1	FE	7	575.11		.	ND	
VS	DS	1	FE	8	605.81			ND	
VS	DS	1	FE	9	483.15			ND	
VS	DS	1	FE	11	476.91			ND	
VS	DS	1	FE	12	576.88	.		ND	
VS	DS	1	FE	13	527.79	.		ND	
VS	DS	1	FE	14	610.25			ND	
VS	DS	1	FE	15	628.27	.		ND	
VS	DS	1	FE	16	644.55	.		ND	
VS	DS	1	FE	17	511.70	.		ND	
VS	DS	1	FE	18	636.76			ND	
VS	DS	1	FE	19	594.36	.		ND	

CAS Number=32139723 Analyte=3,4,6-Trichlorocatechol Unit=MG/KKG

Source	Subcategory	Option	Stream	Sampling Day	Prod. Norm. Loading	Prod. Norm. Loading L.B.	Prod. Norm. Loading U.B.	Measurement Type	SCC Qualifier
VS	BPK	3	ACID	1					DETECTED
VS	BPK	3	ACID	2	.	.	.		EXCLUDE
VS	BPK	3	ACID	3	86.96		.	ND	
VS	BPK	3	ACID	4	96.95			NC	
VS	BPK	3	ACID	5		.	.		EXCLUDE
VS	BPK	3	ACID	6	.	20.35	61.05	MC	
VS	BPK	3	ACID	7	76.81	.	.	NC	
VS	BPK	3	ACID	8		.			EXCLUDE
VS	BPK	3	ACID	9	87.60	.		ND	
VS	BPK	3	ACID	11	87.16	.		ND	
VS	BPK	3	ACID	12	85.63	.		ND	
VS	BPK	3	ACID	13	77.64	.		ND	
VS	BPK	3	ACID	14	95.81	.		ND	
VS	BPK	3	ACID	15	62.74	.		ND	
VS	BPK	3	ACID	16	80.14	.		ND	
VS	BPK	3	ACID	17	73.74	.	.	ND	
VS	BPK	3	ACID	18	80.80	.	.	ND	
VS	BPK	3	ACID	19	71.81	.		ND	
VS	BPK	3	ALK	1	39.96	.		ND	
VS	BPK	3	ALK	2	.				EXCLUDE
VS	BPK	3	ALK	3	78.78	.		ND	
VS	BPK	3	ALK	4	63.05	.		NC	
VS	BPK	3	ALK	5	39.26	.	.	ND	
VS	BPK	3	ALK	6	38.09	.		ND	
VS	BPK	3	ALK	7	47.81	.		NC	
VS	BPK	3	ALK	8	.				EXCLUDE

Abbreviations Used in Listing:
VS = Long-Term Study, ST = Short-Term Study, Q49 = Selfmonitoring Data Question 49 Part A
NC = Non-Censored, ND = Non-Detect, MC = Mid-Censored, RC = Right-Censored
Sampling Day Long-Term Study = Weeks 1-9 Summer Sampling and 11-19 Winter Sampling)

Appendix K Listing 2

Production-Normalized Loadings Used in Limitations Development After Aggregation of Duplicates and Streams

CAS Number=32139723 Analyte=3,4,6-Trichlorocatechol Unit=MG/KKG
(continued)

Source	Subcategory	Option	Stream	Sampling Day	Prod. Norm. Loading	Prod. Norm. Loading L.B.	Prod. Norm. Loading U.B.	Measurement Type	SCC Qualifier
VS	BPK	3	ALK	9	40.21			ND	
VS	BPK	3	ALK	11	42.36			ND	
VS	BPK	3	ALK	12	41.06	.		ND	
VS	BPK	3	ALK	13	38.69			ND	
VS	BPK	3	ALK	14	47.55			ND	
VS	BPK	3	ALK	15	31.10	.		ND	
VS	BPK	3	ALK	16	39.66	.		ND	
VS	BPK	3	ALK	17	36.48	.	.	ND	
VS	BPK	3	ALK	18	39.07		.	ND	
VS	BPK	3	ALK	19	35.64		.	ND	
VS	BPK	3	FE	1	265.02		.	ND	
VS	BPK	3	FE	2	300.80			ND	
VS	BPK	3	FE	3	325.54		.	ND	
VS	BPK	3	FE	4	308.83		.	ND	
VS	BPK	3	FE	5	.		.		EXCLUDE
VS	BPK	3	FE	6	291.16			ND	
VS	BPK	3	FE	7	446.94		.	ND	
VS	BPK	3	FE	8	.		.		EXCLUDE
VS	BPK	3	FE	9	376.48	.	.	ND	
VS	BPK	3	FE	11	323.87			ND	
VS	BPK	3	FE	12	864.04			ND	
VS	BPK	3	FE	13	285.28			ND	
VS	BPK	3	FE	14	348.38		.	ND	
VS	BPK	3	FE	15	332.83			ND	
VS	BPK	3	FE	16	335.70			ND	
VS	BPK	3	FE	17	290.33	.		ND	
VS	BPK	3	FE	18	479.30	.		ND	
VS	BPK	3	FE	19	377.61	.		ND	
VS	BPK	4	ACID	1	82.94	.	.	ND	
VS	BPK	4	ACID	2		.	.		EXCLUDE
VS	BPK	4	ACID	3	57.87		.	ND	
VS	BPK	4	ACID	4	99.47		.	ND	
VS	BPK	4	ACID	5	.	.			EXCLUDE
VS	BPK	4	ACID	6	72.49	.		ND	
VS	BPK	4	ACID	7	.				EXCLUDE
VS	BPK	4	ACID	8	70.30		.	ND	
VS	BPK	4	ACID	9	50.34		.	ND	
VS	BPK	4	ACID	11	62.89	.		ND	
VS	BPK	4	ACID	12	51.51	.		ND	
VS	BPK	4	ACID	13	50.03	.		ND	
VS	BPK	4	ACID	14	49.24	.		ND	
VS	BPK	4	ACID	15	51.33			ND	
VS	BPK	4	ACID	16	55.55			ND	
VS	BPK	4	ACID	17	67.07			ND	
VS	BPK	4	ACID	18	52.60			ND	
VS	BPK	4	ACID	19	60.11			ND	
VS	BPK	4	ALK	1	36.98			ND	
VS	BPK	4	ALK	2	.				EXCLUDE
VS	BPK	4	ALK	3	39.67			ND	
VS	BPK	4	ALK	4	67.88			ND	
VS	BPK	4	ALK	5	.				EXCLUDE
VS	BPK	4	ALK	6	58.90			ND	
VS	BPK	4	ALK	7	.				EXCLUDE
VS	BPK	4	ALK	8	45.14			ND	
VS	BPK	4	ALK	9	33.83			ND	
VS	BPK	4	ALK	11	70.16	.		ND	
VS	BPK	4	ALK	12	9.52	.		ND	
VS	BPK	4	ALK	13	26.70			ND	
VS	BPK	4	ALK	14	29.26			ND	
VS	BPK	4	ALK	15	46.06			ND	
VS	BPK	4	ALK	16	21.34			ND	
VS	BPK	4	ALK	17	29.31			ND	
VS	BPK	4	ALK	18	25.09	.		ND	
VS	BPK	4	ALK	19	7.92			ND	
VS	BPK	4	FE	1	172.68			ND	
VS	BPK	4	FE	2	259.50			ND	
VS	BPK	4	FE	3	248.00		.	ND	
VS	BPK	4	FE	4	446.51		.	ND	
VS	BPK	4	FE	5	.	.			EXCLUDE
VS	BPK	4	FE	6	272.13	.		ND	
VS	BPK	4	FE	7	126.43			ND	EXCLUDE
VS	BPK	4	FE	8	236.25			ND	
VS	BPK	4	FE	9	276.44			ND	
VS	BPK	4	FE	11	210.35			ND	
VS	BPK	4	FE	12	228.24			ND	
VS	BPK	4	FE	13	223.76			ND	
VS	BPK	4	FE	14	234.95	.		ND	
VS	BPK	4	FE	15	223.76	.		ND	
VS	BPK	4	FE	16	223.76	.		ND	
VS	BPK	4	FE	17	223.76	.	.	ND	
VS	BPK	4	FE	18	223.76	.	.	ND	
VS	BPK	4	FE	19	223.76		.	ND	
VS	DS	1	ACID	1	493.50		.	ND	
VS	DS	1	ACID	2	.		.		EXCLUDE
VS	DS	1	ACID	3	505.84			ND	
VS	DS	1	ACID	4	406.48			ND	
VS	DS	1	ACID	5	.	.			EXCLUDE
VS	DS	1	ACID	6	389.99	.		ND	
VS	DS	1	ACID	7	547.99			ND	

Abbreviations Used in Listing:
VS = Long-Term Study, ST = Short-Term Study, Q49 = Selfmonitoring Data Question 49 Part A
NC = Non-Censored, ND = Non-Detect, MC = Mid-Censored, RC = Right-Censored
Sampling Day Long-Term Study = Weeks 1-9 Summer Sampling and 11-19 Winter Sampling)

Appendix K Listing 2

Production-Normalized Loadings Used in Limitations Development After Aggregation of Duplicates and Streams

CAS Number=32139723 Analyte=3,4,6-Trichlorocatechol Unit=MG/KKG
(continued)

Source	Subcategory	Option	Stream	Sampling Day	Prod. Norm. Loading	Prod. Norm. Loading L.B.	Prod. Norm. Loading U.B.	Measurement Type	SCC Qualifier
VS	DS	1	ACID	8	529.60	.	.	ND	
VS	DS	1	ACID	9	453.30	.	.	ND	
VS	DS	1	ACID	11	.	.	.		
VS	DS	1	ACID	12	645.77	.	.	ND	
VS	DS	1	ACID	13	624.81	.	.	ND	
VS	DS	1	ACID	14	665.73	.	.	ND	
VS	DS	1	ACID	15	691.49	.	.	ND	
VS	DS	1	ACID	16	513.10	.	.	ND	
VS	DS	1	ACID	17	517.63	.	.	ND	
VS	DS	1	ACID	18	747.60	.	.	ND	
VS	DS	1	ACID	19	679.27	.	.	ND	
VS	DS	1	ALK	1	64.38	.	.	ND	
VS	DS	1	ALK	2	.	.	.		EXCLUDE
VS	DS	1	ALK	3	102.74	.	.	ND	
VS	DS	1	ALK	4	110.64	.	.	ND	
VS	DS	1	ALK	5	.	.	.		EXCLUDE
VS	DS	1	ALK	6	55.25	.	.	ND	
VS	DS	1	ALK	7	76.01	.	.	ND	
VS	DS	1	ALK	8	123.41	.	.	ND	
VS	DS	1	ALK	9	114.91	.	.	ND	
VS	DS	1	ALK	11	.	.	.		
VS	DS	1	ALK	12	124.19	.	.	ND	
VS	DS	1	ALK	13	40.36	.	.	ND	
VS	DS	1	ALK	14	137.51	.	.	ND	
VS	DS	1	ALK	15	120.12	.	.	ND	
VS	DS	1	ALK	16	46.22	.	.	ND	
VS	DS	1	ALK	17	92.46	.	.	ND	
VS	DS	1	ALK	18	49.98	.	.	ND	
VS	DS	1	ALK	19	57.41	.	.	ND	
VS	DS	1	FE	1	1026.32	.	.	ND	
VS	DS	1	FE	2	.	.	.		EXCLUDE
VS	DS	1	FE	3	1114.29	.	.	ND	
VS	DS	1	FE	4	1090.58	.	.	ND	
VS	DS	1	FE	5	.	.	.		EXCLUDE
VS	DS	1	FE	6	1169.90	.	.	ND	
VS	DS	1	FE	7	1150.23	.	.	ND	
VS	DS	1	FE	8	1211.62	.	.	ND	
VS	DS	1	FE	9	966.30	.	.	ND	
VS	DS	1	FE	11	953.82	.	.	ND	
VS	DS	1	FE	12	1131.58	.	.	ND	
VS	DS	1	FE	13	1055.58	.	.	ND	
VS	DS	1	FE	14	1220.50	.	.	ND	
VS	DS	1	FE	15	1256.53	.	.	ND	
VS	DS	1	FE	16	1289.11	.	.	ND	
VS	DS	1	FE	17	1023.40	.	.	ND	
VS	DS	1	FE	18	1273.53	.	.	ND	
VS	DS	1	FE	19	1188.72	.	.	ND	

CAS Number=56961207 Analyte=3,4,5-Trichlorocatechol Unit=MG/KKG

Source	Subcategory	Option	Stream	Sampling Day	Prod. Norm. Loading	Prod. Norm. Loading L.B.	Prod. Norm. Loading U.B.	Measurement Type	SCC Qualifier
ST1375	BPK	3	ACID	3	10.60	.	.	ND	
VS	BPK	3	ACID	1	5576.29	.	.	NC	
VS	BPK	3	ACID	2	.	.	.		EXCLUDE
VS	BPK	3	ACID	3	1739.15	.	.	RC	>
VS	BPK	3	ACID	4	1999.85	.	.	NC	
VS	BPK	3	ACID	5	1863.47	.	.	RC	>
VS	BPK	3	ACID	6	1213.08	.	.	NC	
VS	BPK	3	ACID	7	1409.55	.	.	NC	
VS	BPK	3	ACID	8	893.21	.	.	RC	>
VS	BPK	3	ACID	9	2297.62	.	.	NC	
VS	BPK	3	ACID	11	2822.97	.	.	NC	
VS	BPK	3	ACID	12	2061.38	.	.	NC	
VS	BPK	3	ACID	13	1413.12	.	.	NC	
VS	BPK	3	ACID	14	1494.69	.	.	NC	
VS	BPK	3	ACID	15	1254.77	.	.	NC	
VS	BPK	3	ACID	16	.	.	.		DETECTED
VS	BPK	3	ACID	17	1238.75	.	.	NC	
VS	BPK	3	ACID	18	2619.64	.	.	NC	
VS	BPK	3	ACID	19	416.51	.	.	NC	
ST1375	BPK	3	ALK	3	3.53	.	.	ND	
VS	BPK	3	ALK	1	39.96	.	.	ND	
VS	BPK	3	ALK	2	.	.	.		EXCLUDE
VS	BPK	3	ALK	3	78.78	.	.	ND	
VS	BPK	3	ALK	4	41.76	.	.	NC	
VS	BPK	3	ALK	5	39.26	.	.	ND	
VS	BPK	3	ALK	6	38.09	.	.	ND	
VS	BPK	3	ALK	7	36.78	.	.	ND	
VS	BPK	3	ALK	8	.	.	.		EXCLUDE
VS	BPK	3	ALK	9	40.21	.	.	ND	
VS	BPK	3	ALK	11	42.36	.	.	ND	
VS	BPK	3	ALK	12	41.06	.	.	ND	
VS	BPK	3	ALK	13	38.69	.	.	ND	
VS	BPK	3	ALK	14	47.55	.	.	ND	
VS	BPK	3	ALK	15	31.10	.	.	ND	

Abbreviations Used in Listing:
VS = Long-Term Study, ST = Short-Term Study, Q49 = Selfmonitoring Data Question 49 Part A
NC = Non-Censored, ND = Non-Detect, MC = Mid-Censored, RC = Right-Censored
Sampling Day Long-Term Study = Weeks 1-9 Summer Sampling and 11-19 Winter Sampling)

Appendix K Listing 2

Production-Normalized Loadings Used in Limitations Development After Aggregation of Duplicates and Streams

CAS Number=56961207 Analyte=3,4,5-Trichlorocatechol Unit=MG/KKG
(continued)

Source	Subcategory	Option	Stream	Sampling Day	Prod. Norm. Loading	Prod. Norm. Loading L.B.	Prod. Norm. Loading U.B.	Measurement Type	SCC Qualifier
VS	BPK	3	ALK	16	39.66		.	ND	
VS	BPK	3	ALK	17	36.48		.	ND	
VS	BPK	3	ALK	18	39.07		.	ND	
VS	BPK	3	ALK	19	35.64			ND	
ST1375	BPK	3	FE	3	407.76	.	.	NC	
VS	BPK	3	FE	1	265.02	.	.	ND	
VS	BPK	3	FE	2	300.80			ND	
VS	BPK	3	FE	3	325.54		.	ND	
VS	BPK	3	FE	4	308.83		.	ND	
VS	BPK	3	FE	5	.				EXCLUDE
VS	BPK	3	FE	6	291.16			ND	
VS	BPK	3	FE	7	446.94			ND	
VS	BPK	3	FE	8	.		.		EXCLUDE
VS	BPK	3	FE	9	376.48		.	ND	
VS	BPK	3	FE	11	323.87			ND	
VS	BPK	3	FE	12	864.04			ND	
VS	BPK	3	FE	13	285.28			ND	
VS	BPK	3	FE	14	348.38			ND	
VS	BPK	3	FE	15	332.83			ND	
VS	BPK	3	FE	16	335.70		.	ND	
VS	BPK	3	FE	17	290.33		.	ND	
VS	BPK	3	FE	18	479.30			ND	
VS	BPK	3	FE	19	377.61			ND	
VS	BPK	4	ACID	1	82.94			ND	
VS	BPK	4	ACID	2	.				EXCLUDE
VS	BPK	4	ACID	3	57.87			ND	
VS	BPK	4	ACID	4	99.47			ND	
VS	BPK	4	ACID	5					EXCLUDE
VS	BPK	4	ACID	6	72.49			ND	
VS	BPK	4	ACID	7					EXCLUDE
VS	BPK	4	ACID	8	70.30			ND	
VS	BPK	4	ACID	9	50.34			ND	
VS	BPK	4	ACID	11	62.89			ND	
VS	BPK	4	ACID	12	51.51			ND	
VS	BPK	4	ACID	13	50.03			ND	
VS	BPK	4	ACID	14	49.24			ND	
VS	BPK	4	ACID	15	51.33			ND	
VS	BPK	4	ACID	16	55.55			ND	
VS	BPK	4	ACID	17	67.07			ND	
VS	BPK	4	ACID	18	52.60			ND	
VS	BPK	4	ACID	19	60.11			ND	
VS	BPK	4	ALK	1	36.98			ND	
VS	BPK	4	ALK	2	.	.			EXCLUDE
VS	BPK	4	ALK	3	39.67	.		ND	
VS	BPK	4	ALK	4	67.88	.	.	ND	
VS	BPK	4	ALK	5		.	.		EXCLUDE
VS	BPK	4	ALK	6	58.90			ND	
VS	BPK	4	ALK	7	.				EXCLUDE
VS	BPK	4	ALK	8	45.14			ND	
VS	BPK	4	ALK	9	33.83			ND	
VS	BPK	4	ALK	11	70.16			ND	
VS	BPK	4	ALK	12	9.52		.	ND	
VS	BPK	4	ALK	13	26.70		.	ND	
VS	BPK	4	ALK	14	29.26			ND	
VS	BPK	4	ALK	15	46.06		.	ND	
VS	BPK	4	ALK	16	21.34		.	ND	
VS	BPK	4	ALK	17	29.31			ND	
VS	BPK	4	ALK	18	25.09			ND	
VS	BPK	4	ALK	19	7.92		.	ND	
VS	BPK	4	FE	1	172.68		.	ND	
VS	BPK	4	FE	2	259.50		.	ND	
VS	BPK	4	FE	3	248.00			ND	
VS	BPK	4	FE	4	446.51			ND	
VS	BPK	4	FE	5	.		.		EXCLUDE
VS	BPK	4	FE	6	272.13			ND	
VS	BPK	4	FE	7	126.43			ND	EXCLUDE
VS	BPK	4	FE	8	236.25		.	ND	
VS	BPK	4	FE	9	276.44		.	ND	
VS	BPK	4	FE	11	210.35		.	ND	
VS	BPK	4	FE	12	228.24		.	ND	
VS	BPK	4	FE	13	223.76		.	ND	
VS	BPK	4	FE	14	234.95			ND	
VS	BPK	4	FE	15	223.76		.	ND	
VS	BPK	4	FE	16	223.76		.	ND	
VS	BPK	4	FE	17	223.76			ND	
VS	BPK	4	FE	18	223.76			ND	
VS	BPK	4	FE	19	223.76			ND	
VS	DS	1	ACID	1	493.50		.	ND	
VS	DS	1	ACID	2	.	.	.		EXCLUDE
VS	DS	1	ACID	3	505.84	.		ND	
VS	DS	1	ACID	4	406.48		.	ND	
VS	DS	1	ACID	5	.		.		EXCLUDE
VS	DS	1	ACID	6	389.99		.	ND	
VS	DS	1	ACID	7	547.99			ND	
VS	DS	1	ACID	8	529.60			ND	
VS	DS	1	ACID	9	453.30			ND	
VS	DS	1	ACID	11	.				
VS	DS	1	ACID	12	645.77			ND	
VS	DS	1	ACID	13	624.81			ND	

Abbreviations Used in Listing:
VS = Long-Term Study, ST = Short-Term Study, Q49 = Selfmonitoring Data Question 49 Part A
NC = Non-Censored, ND = Non-Detect, MC = Mid-Censored, RC = Right-Censored
Sampling Day Long-Term Study = Weeks 1-9 Summer Sampling and 11-19 Winter Sampling)

Appendix K - Listing 2

Production-Normalized Loadings Used in Limitations Development After Aggregation of Duplicates and Streams

CAS Number=56961207 Analyte=3,4,5-Trichlorocatechol Unit=MG/KKG
(continued)

Source	Subcategory	Option	Stream	Sampling Day	Prod. Norm. Loading	Prod. Norm. Loading L.B.	Prod. Norm. Loading U.B.	Measurement Type	SCC Qualifier
VS	DS	1	ACID	14	665.73	.		ND	
VS	DS	1	ACID	15	691.49	.		ND	
VS	DS	1	ACID	16	513.10	.		ND	
VS	DS	1	ACID	17	517.63	.	.	ND	
VS	DS	1	ACID	18	747.60			ND	
VS	DS	1	ACID	19	679.27		.	ND	
VS	DS	1	ALK	1	64.38	.	.	ND	
VS	DS	1	ALK	2		.	.		EXCLUDE
VS	DS	1	ALK	3	102.74	.	.	ND	
VS	DS	1	ALK	4	110.64	.		ND	
VS	DS	1	ALK	5	.				EXCLUDE
VS	DS	1	ALK	6	55.25	.	.	ND	
VS	DS	1	ALK	7	76.01	.	.	ND	
VS	DS	1	ALK	8	123.41	.		ND	
VS	DS	1	ALK	9	114.91	.		ND	
VS	DS	1	ALK	11	.	.	.		
VS	DS	1	ALK	12	124.19			ND	
VS	DS	1	ALK	13	40.36	.		ND	
VS	DS	1	ALK	14	137.51	.		ND	
VS	DS	1	ALK	15	120.12			ND	
VS	DS	1	ALK	16	46.22		.	ND	
VS	DS	1	ALK	17	92.46			ND	
VS	DS	1	ALK	18	49.98			ND	
VS	DS	1	ALK	19	57.41			ND	
VS	DS	1	FE	1	1026.32	.		ND	
VS	DS	1	FE	2		.			EXCLUDE
VS	DS	1	FE	3	1114.29			ND	
VS	DS	1	FE	4	1090.58			ND	
VS	DS	1	FE	5		.			EXCLUDE
VS	DS	1	FE	6	1169.90	.		ND	
VS	DS	1	FE	7	1150.23			ND	
VS	DS	1	FE	8	1211.62	.		ND	
VS	DS	1	FE	9	966.30			ND	
VS	DS	1	FE	11	953.82			ND	
VS	DS	1	FE	12	1131.58			ND	
VS	DS	1	FE	13	1055.58			ND	
VS	DS	1	FE	14	1220.50	.		ND	
VS	DS	1	FE	15	1256.53	.		ND	
VS	DS	1	FE	16	1289.11			ND	
VS	DS	1	FE	17	1023.40	.		ND	
VS	DS	1	FE	18	1273.53	.		ND	
VS	DS	1	FE	19	1188.72			ND	

CAS Number=57057837 Analyte=3,4,5-Trichloroguaiacol Unit=MG/KKG

Source	Subcategory	Option	Stream	Sampling Day	Prod. Norm. Loading	Prod. Norm. Loading L.B.	Prod. Norm. Loading U.B.	Measurement Type	SCC Qualifier
ST1375	BPK	3	ACID	3	356.41			NC	
VS	BPK	3	ACID	1					DETECTED
VS	BPK	3	ACID	2	40.83	.		ND	
VS	BPK	3	ACID	3	44.27			NC	
VS	BPK	3	ACID	4	70.66		.	NC	
VS	BPK	3	ACID	5	49.00		.	NC	
VS	BPK	3	ACID	6	59.48			ND	
VS	BPK	3	ACID	7	36.93	.	.	ND	
VS	BPK	3	ACID	8		.			EXCLUDE
VS	BPK	3	ACID	9	43.08		.	ND	
VS	BPK	3	ACID	11	.		.		DETECTED
VS	BPK	3	ACID	12	42.81		.	ND	
VS	BPK	3	ACID	13	38.82		.	ND	
VS	BPK	3	ACID	14	47.91		.	ND	
VS	BPK	3	ACID	15	31.37	.	.	ND	
VS	BPK	3	ACID	16	40.07	.	.	ND	
VS	BPK	3	ACID	17	36.87	.		ND	
VS	BPK	3	ACID	18	40.40			ND	
VS	BPK	3	ACID	19	35.91	.	.	ND	
ST1375	BPK	3	ALK	3	372.81		.	NC	
VS	BPK	3	ALK	1	1000.01		.	NC	
VS	BPK	3	ALK	2	20.35		.	ND	
VS	BPK	3	ALK	3	693.27	.	.	NC	
VS	BPK	3	ALK	4	1127.11	.	.	NC	
VS	BPK	3	ALK	5	1217.81	.	.	NC	
VS	BPK	3	ALK	6	365.37	.	.	NC	
VS	BPK	3	ALK	7	731.15	.	.	NC	
VS	BPK	3	ALK	8	266.44		.	RC	>
VS	BPK	3	ALK	9	639.03		.	NC	
VS	BPK	3	ALK	11	1039.81			NC	
VS	BPK	3	ALK	12	300.09			NC	
VS	BPK	3	ALK	13	456.58		.	NC	
VS	BPK	3	ALK	14	418.43		.	NC	
VS	BPK	3	ALK	15	295.48		.	NC	
VS	BPK	3	ALK	16	1115.29		.	RC	>
VS	BPK	3	ALK	17	474.23	.	.	NC	
VS	BPK	3	ALK	18	767.70		.	NC	
VS	BPK	3	ALK	19	228.07			NC	
ST1375	BPK	3	FE	3	21.81	.	.	ND	

Abbreviations Used in Listing:
VS = Long-Term Study, ST = Short-Term Study, Q49 = Selfmonitoring Data Question 49 Part A
NC = Non-Censored, ND = Non-Detect, MC = Mid-Censored, RC = Right-Censored
Sampling Day Long-Term Study = Weeks 1-9 Summer Sampling and 11-19 Winter Sampling)

Appendix K Listing 2

Production-Normalized Loadings Used in Limitations Development After Aggregation of Duplicates and Streams

CAS Number=57057837 Analyte=3,4,5-Trichloroguaiacol Unit=MG/KKG
(continued)

Source	Subcategory	Option	Stream	Sampling Day	Prod. Norm. Loading	Prod. Norm. Loading L.B.	Prod. Norm. Loading U.B.	Measurement Type	SCC Qualifier
VS	BPK	3	FE	1	210.43	.	.	NC	
VS	BPK	3	FE	2	150.40	.	.	ND	
VS	BPK	3	FE	3	162.77	.	.	ND	
VS	BPK	3	FE	4	.	40.15	193.02	MC	
VS	BPK	3	FE	5	160.90	.		ND	
VS	BPK	3	FE	6	145.58	.		ND	
VS	BPK	3	FE	7	246.82	.		NC	DETECTED
VS	BPK	3	FE	8	296.66	.		ND	
VS	BPK	3	FE	9	216.65	.	.	NC	
VS	BPK	3	FE	11	158.88	.	.	ND	
VS	BPK	3	FE	12	432.02			ND	
VS	BPK	3	FE	13	142.64			ND	
VS	BPK	3	FE	14		87.09	174.19	MC	
VS	BPK	3	FE	15	166.41		.	ND	
VS	BPK	3	FE	16	167.85			ND	
VS	BPK	3	FE	17	145.17			ND	
VS	BPK	3	FE	18	294.96			NC	
VS	BPK	3	FE	19	188.81			ND	
VS	BPK	4	ACID	1	41.47			ND	
VS	BPK	4	ACID	2	25.56	.		ND	
VS	BPK	4	ACID	3	28.44	.		ND	
VS	BPK	4	ACID	4	49.73			ND	
VS	BPK	4	ACID	5	34.19	.	.	ND	
VS	BPK	4	ACID	6	36.85	.	.	ND	
VS	BPK	4	ACID	7	27.04			ND	
VS	BPK	4	ACID	8	34.61			ND	
VS	BPK	4	ACID	9	25.17			ND	
VS	BPK	4	ACID	11	31.45			ND	
VS	BPK	4	ACID	12	25.75			ND	
VS	BPK	4	ACID	13	25.02			ND	
VS	BPK	4	ACID	14	25.05			ND	
VS	BPK	4	ACID	15	25.66			ND	
VS	BPK	4	ACID	16	27.78			ND	
VS	BPK	4	ACID	17	33.53			ND	
VS	BPK	4	ACID	18	26.30	.		ND	
VS	BPK	4	ACID	19	30.06	.		ND	
VS	BPK	4	ALK	1	18.49			ND	
VS	BPK	4	ALK	2	16.28			ND	
VS	BPK	4	ALK	3	19.83			ND	
VS	BPK	4	ALK	4	33.94	.		ND	
VS	BPK	4	ALK	5	25.19	.		ND	
VS	BPK	4	ALK	6	29.45			ND	
VS	BPK	4	ALK	7	.				EXCLUDE
VS	BPK	4	ALK	8	22.57			ND	
VS	BPK	4	ALK	9	16.92			ND	
VS	BPK	4	ALK	11	35.08	.		ND	
VS	BPK	4	ALK	12	4.68	.		ND	
VS	BPK	4	ALK	13	13.35			ND	
VS	BPK	4	ALK	14	14.63			ND	
VS	BPK	4	ALK	15	23.03	.		ND	
VS	BPK	4	ALK	16	10.67	.		ND	
VS	BPK	4	ALK	17	14.66		.	ND	
VS	BPK	4	ALK	18	12.54		.	ND	
VS	BPK	4	ALK	19	3.96			ND	
VS	BPK	4	FE	1	86.34			ND	
VS	BPK	4	FE	2	129.96			ND	
VS	BPK	4	FE	3	124.00			ND	
VS	BPK	4	FE	4	223.25	.		ND	
VS	BPK	4	FE	5	157.46	.		ND	
VS	BPK	4	FE	6	138.63			ND	
VS	BPK	4	FE	7	63.21	.		ND	
VS	BPK	4	FE	8	120.44	.		ND	
VS	BPK	4	FE	9	138.22			ND	
VS	BPK	4	FE	11	107.16	.		ND	
VS	BPK	4	FE	12	116.36	.		ND	
VS	BPK	4	FE	13	111.88			ND	
VS	BPK	4	FE	14	116.36	.		ND	
VS	BPK	4	FE	15	111.88	.		ND	
VS	BPK	4	FE	16	111.88	.		ND	
VS	BPK	4	FE	17	111.88	.		ND	
VS	BPK	4	FE	18	111.88			ND	
VS	BPK	4	FE	19	111.88			ND	
VS	DS	1	ACID	1	246.75			ND	
VS	DS	1	ACID	2	.	.			EXCLUDE
VS	DS	1	ACID	3	252.92	.		ND	
VS	DS	1	ACID	4	203.24			ND	
VS	DS	1	ACID	5	255.18	.		ND	
VS	DS	1	ACID	6	195.00	.		ND	
VS	DS	1	ACID	7	278.80			ND	
VS	DS	1	ACID	8	264.80	.		ND	
VS	DS	1	ACID	9	226.65	.	.	ND	
VS	DS	1	ACID	11	.	.	.		
VS	DS	1	ACID	12	322.88	.		ND	
VS	DS	1	ACID	13	312.41			ND	
VS	DS	1	ACID	14	332.86			ND	
VS	DS	1	ACID	15	345.74			ND	
VS	DS	1	ACID	16	256.55	.		ND	
VS	DS	1	ACID	17	258.81	.		ND	
VS	DS	1	ACID	18	373.80	.		ND	

Abbreviations Used in Listing:
VS = Long-Term Study, ST = Short-Term Study, Q49 = Selfmonitoring Data Question 49 Part A
NC = Non-Censored, ND = Non-Detect, MC = Mid-Censored, RC = Right-Censored
Sampling Day Long-Term Study = Weeks 1-9 Summer Sampling and 11-19 Winter Sampling)

Appendix K Listing 2

Production-Normalized Loadings Used in Limitations Development After Aggregation of Duplicates and Streams

CAS Number=57057837 Analyte=3,4,5-Trichloroguaiacol Unit=MG/KKG
(continued)

Source	Subcategory	Option	Stream	Sampling Day	Prod. Norm. Loading	Prod. Norm. Loading L.B.	Prod. Norm. Loading U.B.	Measurement Type	SCC Qualifier
VS	DS	1	ACID	19	339.63	.	.	ND	
VS	DS	1	ALK	1	32.19	.	.	ND	
VS	DS	1	ALK	2	.	.	.		EXCLUDE
VS	DS	1	ALK	3	51.37	.	.	ND	
VS	DS	1	ALK	4	55.32	.	.	ND	
VS	DS	1	ALK	5	56.11	.	.	ND	
VS	DS	1	ALK	6	27.62	.	.	ND	
VS	DS	1	ALK	7	38.01	.	.	ND	
VS	DS	1	ALK	8	61.71	.	.	ND	
VS	DS	1	ALK	9	57.46		.	ND	
VS	DS	1	ALK	11	.	.			
VS	DS	1	ALK	12	62.09	.		ND	
VS	DS	1	ALK	13	20.18	.		ND	
VS	DS	1	ALK	14	68.75	.		ND	
VS	DS	1	ALK	15	60.06	.		ND	
VS	DS	1	ALK	16	23.11	.		ND	
VS	DS	1	ALK	17	46.23	.	.	ND	
VS	DS	1	ALK	18	24.99	.		ND	
VS	DS	1	ALK	19	28.71		.	ND	
VS	DS	1	FE	1	523.22	.	.	ND	
VS	DS	1	FE	2	232.07	.	.	ND	
VS	DS	1	FE	3	557.14			ND	
VS	DS	1	FE	4	545.29			ND	
VS	DS	1	FE	5	468.24			ND	
VS	DS	1	FE	6	584.95	.	.	ND	
VS	DS	1	FE	7	575.11		.	ND	
VS	DS	1	FE	8	605.81			ND	
VS	DS	1	FE	9	483.15			ND	
VS	DS	1	FE	11	476.91		.	ND	
VS	DS	1	FE	12	576.88			ND	
VS	DS	1	FE	13	527.79	.		ND	
VS	DS	1	FE	14	610.25	.	.	ND	
VS	DS	1	FE	15	628.27			ND	
VS	DS	1	FE	16	644.55		.	ND	
VS	DS	1	FE	17	511.70			ND	
VS	DS	1	FE	18	636.76		.	ND	
VS	DS	1	FE	19	594.36			ND	

CAS Number=58902 Analyte=2,3,4,6-Tetrachlorophenol Unit=MG/KKG

Source	Subcategory	Option	Stream	Sampling Day	Prod. Norm. Loading	Prod. Norm. Loading L.B.	Prod. Norm. Loading U.B.	Measurement Type	SCC Qualifier
ST1375	BPK	3	ACID	3	289.31	.	.	NC	
VS	BPK	3	ACID	1	80.44	.		ND	
VS	BPK	3	ACID	2	40.83	.	.	ND	
VS	BPK	3	ACID	3	42.69		.	ND	
VS	BPK	3	ACID	4	41.08	.		ND	
VS	BPK	3	ACID	5	39.51			ND	
VS	BPK	3	ACID	6	40.70	.	.	ND	
VS	BPK	3	ACID	7	36.93	.	.	ND	
VS	BPK	3	ACID	8					EXCLUDE
VS	BPK	3	ACID	9	43.08	.		ND	
VS	BPK	3	ACID	11	43.58	.		ND	
VS	BPK	3	ACID	12	42.81		.	ND	
VS	BPK	3	ACID	13	38.82		.	ND	
VS	BPK	3	ACID	14	47.91		.	ND	
VS	BPK	3	ACID	15	31.37	.	.	ND	
VS	BPK	3	ACID	16	40.07	.	.	ND	
VS	BPK	3	ACID	17	36.87	.	.	ND	
VS	BPK	3	ACID	18	40.40	.		ND	
VS	BPK	3	ACID	19	35.91			ND	
ST1375	BPK	3	ALK	3	3.53	.	.	ND	
VS	BPK	3	ALK	1	19.98			ND	
VS	BPK	3	ALK	2	20.35			ND	
VS	BPK	3	ALK	3	39.39	.	.	ND	
VS	BPK	3	ALK	4	20.47			ND	
VS	BPK	3	ALK	5	29.44			ND	
VS	BPK	3	ALK	6	18.66			ND	
VS	BPK	3	ALK	7	19.12			NC	
VS	BPK	3	ALK	8	.				EXCLUDE
VS	BPK	3	ALK	9	20.10			ND	
VS	BPK	3	ALK	11	20.78			ND	
VS	BPK	3	ALK	12	20.53			ND	
VS	BPK	3	ALK	13	19.35	.	.	ND	
VS	BPK	3	ALK	14	23.77	.	.	ND	
VS	BPK	3	ALK	15	15.55	.		ND	
VS	BPK	3	ALK	16	19.83	.	.	ND	
VS	BPK	3	ALK	17	18.24	.		ND	
VS	BPK	3	ALK	18	19.92	.	.	ND	
VS	BPK	3	ALK	19	17.82	.		ND	
ST1375	BPK	3	FE	3	26.44	.	.	ND	
VS	BPK	3	FE	1	132.51	.	.	ND	
VS	BPK	3	FE	2	150.40	.	.	ND	
VS	BPK	3	FE	3	162.77	.	.	ND	
VS	BPK	3	FE	4	154.41	.	.	ND	
VS	BPK	3	FE	5	160.90	.	.	ND	

Abbreviations Used in Listing:
VS = Long-Term Study, ST = Short-Term Study, Q49 = Selfmonitoring Data Question 49 Part A
NC = Non-Censored, ND = Non-Detect, MC = Mid-Censored, RC = Right-Censored
Sampling Day Long-Term Study = Weeks 1-9 Summer Sampling and 11-19 Winter Sampling)

Appendix K Listing 2

Production-Normalized Loadings Used in Limitations Development After Aggregation of Duplicates and Streams

CAS Number=58902 Analyte=2,3,4,6-Tetrachlorophenol Unit=MG/KKG
(continued)

Source	Subcategory	Option	Stream	Sampling Day	Prod. Norm. Loading	Prod. Norm. Loading L.B.	Prod. Norm. Loading U.B.	Measurement Type	SCC Qualifier
VS	BPK	3	FE	6	145.58		.	ND	
VS	BPK	3	FE	7	220.13	.	.	ND	
VS	BPK	3	FE	8	296.66	.	.	ND	
VS	BPK	3	FE	9	191.79		.	ND	
VS	BPK	3	FE	11	158.88		.	ND	
VS	BPK	3	FE	12	432.02		.	ND	
VS	BPK	3	FE	13	142.64		.	ND	
VS	BPK	3	FE	14	174.19		.	ND	
VS	BPK	3	FE	15	166.41		.	ND	
VS	BPK	3	FE	16	167.85		.	ND	
VS	BPK	3	FE	17	145.17		.	ND	
VS	BPK	3	FE	18	239.65		.	ND	
VS	BPK	3	FE	19	188.81			ND	
VS	BPK	4	ACID	1	41.47			ND	
VS	BPK	4	ACID	2	25.56			ND	
VS	BPK	4	ACID	3	28.44			ND	
VS	BPK	4	ACID	4	49.73			ND	
VS	BPK	4	ACID	5	34.19		.	ND	
VS	BPK	4	ACID	6	36.85		.	ND	
VS	BPK	4	ACID	7	.				EXCLUDE
VS	BPK	4	ACID	8	34.61			ND	
VS	BPK	4	ACID	9	25.17			ND	
VS	BPK	4	ACID	11	31.45			ND	
VS	BPK	4	ACID	12	25.75			ND	
VS	BPK	4	ACID	13	25.02			ND	
VS	BPK	4	ACID	14	25.05			ND	
VS	BPK	4	ACID	15	25.66			ND	
VS	BPK	4	ACID	16	27.78			ND	
VS	BPK	4	ACID	17	33.53	.		ND	
VS	BPK	4	ACID	18	26.30	.		ND	
VS	BPK	4	ACID	19	30.06			ND	
VS	BPK	4	ALK	1	18.49			ND	
VS	BPK	4	ALK	2	16.28			ND	
VS	BPK	4	ALK	3	19.83			ND	
VS	BPK	4	ALK	4	33.94			ND	
VS	BPK	4	ALK	5	25.19			ND	
VS	BPK	4	ALK	6	29.45			ND	
VS	BPK	4	ALK	7					EXCLUDE
VS	BPK	4	ALK	8	22.57	.		ND	
VS	BPK	4	ALK	9	16.92	.		ND	
VS	BPK	4	ALK	11	35.08	.	.	ND	
VS	BPK	4	ALK	12	4.68	.	.	ND	
VS	BPK	4	ALK	13	13.35			ND	
VS	BPK	4	ALK	14	14.63			ND	
VS	BPK	4	ALK	15	23.03			ND	
VS	BPK	4	ALK	16	10.67		.	ND	
VS	BPK	4	ALK	17	14.66		.	ND	
VS	BPK	4	ALK	18	12.54			ND	
VS	BPK	4	ALK	19	3.96			ND	
VS	BPK	4	FE	1	86.34			ND	
VS	BPK	4	FE	2	129.96			ND	
VS	BPK	4	FE	3	124.00			ND	
VS	BPK	4	FE	4	223.25			ND	
VS	BPK	4	FE	5	157.46			ND	
VS	BPK	4	FE	6	138.63			ND	
VS	BPK	4	FE	7	63.21			ND	
VS	BPK	4	FE	8	120.44			ND	
VS	BPK	4	FE	9	138.22			ND	
VS	BPK	4	FE	11	107.16			ND	
VS	BPK	4	FE	12	116.36			ND	
VS	BPK	4	FE	13	111.88		.	ND	
VS	BPK	4	FE	14	116.36		.	ND	
VS	BPK	4	FE	15	111.88			ND	
VS	BPK	4	FE	16	111.88			ND	
VS	BPK	4	FE	17	111.88			ND	
VS	BPK	4	FE	18	111.88			ND	
VS	BPK	4	FE	19	111.88			ND	
VS	DS	1	ACID	1	246.75			ND	
VS	DS	1	ACID	2	.		.		EXCLUDE
VS	DS	1	ACID	3	252.92			ND	
VS	DS	1	ACID	4	203.24			ND	
VS	DS	1	ACID	5	255.18			ND	
VS	DS	1	ACID	6	195.00			ND	
VS	DS	1	ACID	7	278.80		.	ND	
VS	DS	1	ACID	8	264.80		.	ND	
VS	DS	1	ACID	9	226.65			ND	
VS	DS	1	ACID	11	.		.		
VS	DS	1	ACID	12	322.88			ND	
VS	DS	1	ACID	13	312.41			ND	
VS	DS	1	ACID	14	332.86		.	ND	
VS	DS	1	ACID	15	345.74	.	.	ND	
VS	DS	1	ACID	16	256.55			ND	
VS	DS	1	ACID	17	258.81			ND	
VS	DS	1	ACID	18	373.80			ND	
VS	DS	1	ACID	19	339.63			ND	
VS	DS	1	ALK	1	32.19			ND	
VS	DS	1	ALK	2					EXCLUDE
VS	DS	1	ALK	3	51.37			ND	
VS	DS	1	ALK	4	55.32		.	ND	

Abbreviations Used in Listing:
VS = Long-Term Study, ST = Short-Term Study, Q49 = Selfmonitoring Data Question 49 Part A
NC = Non-Censored, ND = Non-Detect, MC = Mid-Censored, RC = Right-Censored
Sampling Day Long-Term Study = Weeks 1-9 Summer Sampling and 11-19 Winter Sampling)

Appendix K - Listing 2

Production-Normalized Loadings Used in Limitations Development After Aggregation of Duplicates and Streams

CAS Number=58902 Analyte=2,3,4,6-Tetrachlorophenol Unit=MG/KKG
(continued)

Source	Subcategory	Option	Stream	Sampling Day	Prod. Norm. Loading	Prod. Norm. Loading L.B.	Prod. Norm. Loading U.B.	Measurement Type	SCC Qualifier
VS	DS	1	ALK	5	56.11	.	.	ND	
VS	DS	1	ALK	6	27.62		.	ND	
VS	DS	1	ALK	7	38.01		.	ND	
VS	DS	1	ALK	8	61.71			ND	
VS	DS	1	ALK	9	57.46	.	.	ND	
VS	DS	1	ALK	11	.	.	.		
VS	DS	1	ALK	12	62.09			ND	
VS	DS	1	ALK	13	20.18			ND	
VS	DS	1	ALK	14	68.75		.	ND	
VS	DS	1	ALK	15	60.06			ND	
VS	DS	1	ALK	16	23.11			ND	
VS	DS	1	ALK	17	46.23			ND	
VS	DS	1	ALK	18	24.99			ND	
VS	DS	1	ALK	19	28.71			ND	
VS	DS	1	FE	1	523.22			ND	
VS	DS	1	FE	2	232.07	.	.	ND	
VS	DS	1	FE	3	557.14		.	ND	
VS	DS	1	FE	4	545.29			ND	
VS	DS	1	FE	5	468.24		.	ND	
VS	DS	1	FE	6	584.95	.		ND	
VS	DS	1	FE	7	575.11			ND	
VS	DS	1	FE	8	605.81		.	ND	
VS	DS	1	FE	9	483.15			ND	
VS	DS	1	FE	11	476.91	.	.	ND	
VS	DS	1	FE	12	576.88		.	ND	
VS	DS	1	FE	13	527.79		.	ND	
VS	DS	1	FE	14	610.25			ND	
VS	DS	1	FE	15	628.27		.	ND	
VS	DS	1	FE	16	644.55	.	.	ND	
VS	DS	1	FE	17	511.70			ND	
VS	DS	1	FE	18	636.76	.	.	ND	
VS	DS	1	FE	19	594.36	.		ND	

CAS Number=60712449 Analyte=3,4,6-Trichloroguaiacol Unit=MG/KKG

Source	Subcategory	Option	Stream	Sampling Day	Prod. Norm. Loading	Prod. Norm. Loading L.B.	Prod. Norm. Loading U.B.	Measurement Type	SCC Qualifier
VS	BPK	3	ACID	1	.	.			DETECTED
VS	BPK	3	ACID	2	40.83	.	.	ND	
VS	BPK	3	ACID	3	42.69			ND	
VS	BPK	3	ACID	4	41.08			ND	
VS	BPK	3	ACID	5	39.51	.		ND	
VS	BPK	3	ACID	6	59.48		.	ND	
VS	BPK	3	ACID	7	36.93			ND	
VS	BPK	3	ACID	8	.				EXCLUDE
VS	BPK	3	ACID	9	43.08			ND	
VS	BPK	3	ACID	11	43.58			ND	
VS	BPK	3	ACID	12	42.81			ND	
VS	BPK	3	ACID	13	38.82			ND	
VS	BPK	3	ACID	14	47.91			ND	
VS	BPK	3	ACID	15	31.37		.	ND	
VS	BPK	3	ACID	16	40.07			ND	
VS	BPK	3	ACID	17	36.87			ND	
VS	BPK	3	ACID	18	40.40			ND	
VS	BPK	3	ACID	19	35.91			ND	
VS	BPK	3	ALK	1	19.98			ND	
VS	BPK	3	ALK	2	20.35			ND	
VS	BPK	3	ALK	3	39.39			ND	
VS	BPK	3	ALK	4	38.48	.		NC	
VS	BPK	3	ALK	5	.	19.59	39.22	MC	
VS	BPK	3	ALK	6	18.66			ND	
VS	BPK	3	ALK	7	20.60			NC	
VS	BPK	3	ALK	8		.			EXCLUDE
VS	BPK	3	ALK	9	20.10			ND	
VS	BPK	3	ALK	11	31.97			NC	
VS	BPK	3	ALK	12	20.53			ND	
VS	BPK	3	ALK	13	19.35			ND	
VS	BPK	3	ALK	14	23.77	.	.	ND	
VS	BPK	3	ALK	15	15.55			ND	
VS	BPK	3	ALK	16	19.83	.		ND	
VS	BPK	3	ALK	17	18.24			ND	
VS	BPK	3	ALK	18	24.52			NC	
VS	BPK	3	ALK	19	17.82	.	.	ND	
VS	BPK	3	FE	1	132.51	.	.	ND	
VS	BPK	3	FE	2	150.40	.	.	ND	
VS	BPK	3	FE	3	162.77	.	.	ND	
VS	BPK	3	FE	4	154.41		.	ND	
VS	BPK	3	FE	5	160.90			ND	
VS	BPK	3	FE	6	145.58		.	ND	
VS	BPK	3	FE	7	220.13	.		ND	
VS	BPK	3	FE	8	296.66		.	ND	
VS	BPK	3	FE	9	191.79	.		ND	
VS	BPK	3	FE	11	158.88	.	.	ND	
VS	BPK	3	FE	12	432.02	.	.	ND	
VS	BPK	3	FE	13	142.64			ND	
VS	BPK	3	FE	14	174.19	.	.	ND	

Abbreviations Used in Listing:
VS = Long-Term Study, ST = Short-Term Study, Q49 = Selfmonitoring Data Question 49 Part A
NC = Non-Censored, ND = Non-Detect, MC = Mid-Censored, RC = Right-Censored
Sampling Day Long-Term Study = Weeks 1-9 Summer Sampling and 11-19 Winter Sampling)

Appendix K Listing 2

Production-Normalized Loadings Used in Limitations Development After Aggregation of Duplicates and Streams

CAS Number=60712449 Analyte=3,4,6-Trichloroguaiacol Unit=MG/KKG
(continued)

Source	Subcategory	Option	Stream	Sampling Day	Prod. Norm. Loading	Prod. Norm. Loading L.B.	Prod. Norm. Loading U.B.	Measurement Type	SCC Qualifier
VS	BPK	3	FE	15	166.41			ND	
VS	BPK	3	FE	16	167.85			ND	
VS	BPK	3	FE	17	145.17			ND	
VS	BPK	3	FE	18	239.65			ND	
VS	BPK	3	FE	19	188.81			ND	
VS	BPK	4	ACID	1	41.47		.	ND	
VS	BPK	4	ACID	2	.		.		EXCLUDE
VS	BPK	4	ACID	3	28.44			ND	
VS	BPK	4	ACID	4	49.73			ND	
VS	BPK	4	ACID	5	34.13			ND	
VS	BPK	4	ACID	6	36.85			ND	
VS	BPK	4	ACID	7	.		.		EXCLUDE
VS	BPK	4	ACID	8	34.61			ND	
VS	BPK	4	ACID	9	25.17			ND	
VS	BPK	4	ACID	11	31.45			ND	
VS	BPK	4	ACID	12	25.75			ND	
VS	BPK	4	ACID	13	25.02			ND	
VS	BPK	4	ACID	14	25.05			ND	
VS	BPK	4	ACID	15	25.66			ND	
VS	BPK	4	ACID	16	27.78			ND	
VS	BPK	4	ACID	17	33.53			ND	
VS	BPK	4	ACID	18	26.30			ND	
VS	BPK	4	ACID	19	30.06			ND	
VS	BPK	4	ALK	1	18.49			ND	
VS	BPK	4	ALK	2	.	.			EXCLUDE
VS	BPK	4	ALK	3	19.83	.		ND	
VS	BPK	4	ALK	4	33.94			ND	
VS	BPK	4	ALK	5	25.15			ND	
VS	BPK	4	ALK	6	29.45			ND	
VS	BPK	4	ALK	7	.				EXCLUDE
VS	BPK	4	ALK	8	22.57			ND	
VS	BPK	4	ALK	9	16.92			ND	
VS	BPK	4	ALK	11	35.08			ND	
VS	BPK	4	ALK	12	4.68			ND	
VS	BPK	4	ALK	13	13.35			ND	
VS	BPK	4	ALK	14	14.63			ND	
VS	BPK	4	ALK	15	23.03			ND	
VS	BPK	4	ALK	16	10.67			ND	
VS	BPK	4	ALK	17	14.66			ND	
VS	BPK	4	ALK	18	12.54	.		ND	
VS	BPK	4	ALK	19	3.96	.		ND	
VS	BPK	4	FE	1	86.34			ND	
VS	BPK	4	FE	2	129.96			ND	
VS	BPK	4	FE	3	124.00			ND	
VS	BPK	4	FE	4	223.25			ND	
VS	BPK	4	FE	5	157.17			ND	
VS	BPK	4	FE	6	138.63	.	.	ND	
VS	BPK	4	FE	7	63.21	.	.	ND	
VS	BPK	4	FE	8	120.44			ND	
VS	BPK	4	FE	9	138.22			ND	
VS	BPK	4	FE	11	107.16			ND	
VS	BPK	4	FE	12	116.36	.		ND	
VS	BPK	4	FE	13	111.88	.		ND	
VS	BPK	4	FE	14	116.36	.		ND	
VS	BPK	4	FE	15	111.88			ND	
VS	BPK	4	FE	16	111.88			ND	
VS	BPK	4	FE	17	111.88		.	ND	
VS	BPK	4	FE	18	111.88		.	ND	
VS	BPK	4	FE	19	111.88			ND	
VS	DS	1	ACID	1	246.75	.	.	ND	
VS	DS	1	ACID	2	.	.	.		EXCLUDE
VS	DS	1	ACID	3	252.92			ND	
VS	DS	1	ACID	4	203.24			ND	
VS	DS	1	ACID	5	255.18			ND	
VS	DS	1	ACID	6	195.00			ND	
VS	DS	1	ACID	7	278.80			ND	
VS	DS	1	ACID	8	264.80			ND	
VS	DS	1	ACID	9	226.65			ND	
VS	DS	1	ACID	11	.	.			
VS	DS	1	ACID	12	322.88	.		ND	
VS	DS	1	ACID	13	312.41	.		ND	
VS	DS	1	ACID	14	332.86			ND	
VS	DS	1	ACID	15	345.74			ND	
VS	DS	1	ACID	16	256.55		.	ND	
VS	DS	1	ACID	17	258.81	.	.	ND	
VS	DS	1	ACID	18	373.80	.		ND	
VS	DS	1	ACID	19	339.63	.		ND	
VS	DS	1	ALK	1	32.19	.		ND	
VS	DS	1	ALK	2		.	.		EXCLUDE
VS	DS	1	ALK	3	51.37		.	ND	
VS	DS	1	ALK	4	55.32	.		ND	
VS	DS	1	ALK	5	56.11	.		ND	
VS	DS	1	ALK	6	27.62	.		ND	
VS	DS	1	ALK	7	38.01	.		ND	
VS	DS	1	ALK	8	61.71			ND	
VS	DS	1	ALK	9	57.46			ND	
VS	DS	1	ALK	11	.				
VS	DS	1	ALK	12	62.09	.		ND	
VS	DS	1	ALK	13	20.18			ND	

Abbreviations Used in Listing:
VS = Long-Term Study, ST = Short-Term Study, Q49 = Selfmonitoring Data Question 49 Part A
NC = Non-Censored, ND = Non-Detect, MC = Mid-Censored, RC = Right-Censored
Sampling Day Long-Term Study = Weeks 1-9 Summer Sampling and 11-19 Winter Sampling)

Appendix K Listing 2

Production-Normalized Loadings Used in Limitations Development After Aggregation of Duplicates and Streams

CAS Number=60712449 Analyte=3,4,6-Trichloroguaiacol Unit=MG/KKG
(continued)

Source	Subcategory	Option	Stream	Sampling Day	Prod. Norm. Loading	Prod. Norm. Loading L.B.	Prod. Norm. Loading U.B.	Measurement Type	SCC Qualifier
VS	DS	1	ALK	14	68.75	.		ND	
VS	DS	1	ALK	15	60.06	.	.	ND	
VS	DS	1	ALK	16	23.11	.	.	ND	
VS	DS	1	ALK	17	46.23	.		ND	
VS	DS	1	ALK	18	24.99	.		ND	
VS	DS	1	ALK	19	28.71	.		ND	
VS	DS	1	FE	1	523.22	.	.	ND	
VS	DS	1	FE	2	232.07	.		ND	
VS	DS	1	FE	3	557.14	.		ND	
VS	DS	1	FE	4	545.29	.	.	ND	
VS	DS	1	FE	5	468.24	.	.	ND	
VS	DS	1	FE	6	584.95			ND	
VS	DS	1	FE	7	575.11			ND	
VS	DS	1	FE	8	605.81			ND	
VS	DS	1	FE	9	483.15	.		ND	
VS	DS	1	FE	11	476.91		.	ND	
VS	DS	1	FE	12	576.88		.	ND	
VS	DS	1	FE	13	527.79		.	ND	
VS	DS	1	FE	14	610.25	.		ND	
VS	DS	1	FE	15	628.27			ND	
VS	DS	1	FE	16	644.55	.		ND	
VS	DS	1	FE	17	511.70		.	ND	
VS	DS	1	FE	18	636.76			ND	
VS	DS	1	FE	19	594.36			ND	

CAS Number=87865 Analyte=Pentachlorophenol Unit=MG/KKG

Source	Subcategory	Option	Stream	Sampling Day	Prod. Norm. Loading	Prod. Norm. Loading L.B.	Prod. Norm. Loading U.B.	Measurement Type	SCC Qualifier
VS	BPK	3	ACID	1	160.89	.		ND	
VS	BPK	3	ACID	2	81.65			ND	
VS	BPK	3	ACID	3	86.96			ND	
VS	BPK	3	ACID	4	82.16			ND	
VS	BPK	3	ACID	5	79.03		.	ND	
VS	BPK	3	ACID	6	82.18		.	ND	
VS	BPK	3	ACID	7	73.86			ND	
VS	BPK	3	ACID	8	80.31	.	.	ND	
VS	BPK	3	ACID	9	87.60			ND	
VS	BPK	3	ACID	11	87.16			ND	
VS	BPK	3	ACID	12	85.63	.	.	ND	
VS	BPK	3	ACID	13	77.64			ND	
VS	BPK	3	ACID	14	95.81	.		ND	
VS	BPK	3	ACID	15	62.74			ND	
VS	BPK	3	ACID	16	80.14	.		ND	
VS	BPK	3	ACID	17	73.74			ND	
VS	BPK	3	ACID	18	80.80	.	.	ND	
VS	BPK	3	ACID	19	71.81			ND	
ST1375	BPK	3	ALK	3	3.53			ND	
VS	BPK	3	ALK	1	39.96			ND	
VS	BPK	3	ALK	2	40.70	.		ND	
VS	BPK	3	ALK	3	78.78	.		ND	
VS	BPK	3	ALK	4	40.94	.	.	ND	
VS	BPK	3	ALK	5	58.89			ND	
VS	BPK	3	ALK	6	38.09			ND	
VS	BPK	3	ALK	7	36.78			ND	
VS	BPK	3	ALK	8	38.49	.	.	ND	
VS	BPK	3	ALK	9	40.21	.		ND	
VS	BPK	3	ALK	11	42.36			ND	
VS	BPK	3	ALK	12	41.06	.		ND	
VS	BPK	3	ALK	13	38.69	.		ND	
VS	BPK	3	ALK	14	47.55			ND	
VS	BPK	3	ALK	15	31.10		.	ND	
VS	BPK	3	ALK	16	39.66	.		ND	
VS	BPK	3	ALK	17	36.48		.	ND	
VS	BPK	3	ALK	18	39.07	.		ND	
VS	BPK	3	ALK	19	71.27	.		ND	
ST1375	BPK	3	FE	3	33.04			ND	
VS	BPK	3	FE	1	265.02			ND	
VS	BPK	3	FE	2	300.80		.	ND	
VS	BPK	3	FE	3	325.54	.	.	ND	
VS	BPK	3	FE	4	308.83	.		ND	
VS	BPK	3	FE	5	321.80			ND	
VS	BPK	3	FE	6	291.16			ND	
VS	BPK	3	FE	7	166.77	.		ND	
VS	BPK	3	FE	8	312.09		.	ND	
VS	BPK	3	FE	9	376.48	.		ND	
VS	BPK	3	FE	11	323.87	.		ND	
VS	BPK	3	FE	12	864.04	.		ND	
VS	BPK	3	FE	13	285.28			ND	
VS	BPK	3	FE	14	348.38			ND	
VS	BPK	3	FE	15	332.83	.	.	ND	
VS	BPK	3	FE	16	335.70	.		ND	
VS	BPK	3	FE	17	290.33			ND	
VS	BPK	3	FE	18	479.30	.		ND	
VS	BPK	3	FE	19	377.61	.		ND	
VS	BPK	4	ACID	1	82.94	.		ND	

Abbreviations Used in Listing:
VS = Long-Term Study, ST = Short-Term Study, Q49 = Selfmonitoring Data Question 49 Part A
NC = Non-Censored, ND = Non-Detect, MC = Mid-Censored, RC = Right-Censored
Sampling Day Long-Term Study = Weeks 1-9 Summer Sampling and 11-19 Winter Sampling)

Appendix K Listing 2

Production-Normalized Loadings Used in Limitations Development After Aggregation of Duplicates and Streams

CAS Number=87865 Analyte=Pentachlorophenol Unit=MG/KKG
(continued)

Source	Subcategory	Option	Stream	Sampling Day	Prod. Norm. Loading	Prod. Norm. Loading L.B.	Prod. Norm. Loading U.B.	Measurement Type	SCC Qualifier
VS	BPK	4	ACID	2	102.25			ND	
VS	BPK	4	ACID	3	57.87			ND	
VS	BPK	4	ACID	4	99.47			ND	
VS	BPK	4	ACID	5					DETECTED
VS	BPK	4	ACID	6	72.49			ND	
VS	BPK	4	ACID	7	54.09			ND	
VS	BPK	4	ACID	8	70.30			ND	
VS	BPK	4	ACID	9	50.34			ND	
VS	BPK	4	ACID	11	62.89			ND	
VS	BPK	4	ACID	12	51.51			ND	
VS	BPK	4	ACID	13	50.03			ND	
VS	BPK	4	ACID	14	49.24			ND	
VS	BPK	4	ACID	15	51.33			ND	
VS	BPK	4	ACID	16	55.55			ND	
VS	BPK	4	ACID	17	67.07			ND	
VS	BPK	4	ACID	18	52.60			ND	
VS	BPK	4	ACID	19	120.22	.		ND	
VS	BPK	4	ALK	1	36.98	.		ND	
VS	BPK	4	ALK	2	65.14			ND	
VS	BPK	4	ALK	3	39.67			ND	
VS	BPK	4	ALK	4	67.88			ND	
VS	BPK	4	ALK	5	50.30			ND	
VS	BPK	4	ALK	6	58.90			ND	
VS	BPK	4	ALK	7	37.10			ND	
VS	BPK	4	ALK	8	45.14			ND	
VS	BPK	4	ALK	9	33.83			ND	
VS	BPK	4	ALK	11	70.16			ND	
VS	BPK	4	ALK	12	9.52	.	.	ND	
VS	BPK	4	ALK	13	26.70	.	.	ND	
VS	BPK	4	ALK	14	29.26			ND	
VS	BPK	4	ALK	15	46.06			ND	
VS	BPK	4	ALK	16	21.34			ND	
VS	BPK	4	ALK	17	29.31			ND	
VS	BPK	4	ALK	18	25.09			ND	
VS	BPK	4	ALK	19	7.92			ND	
VS	BPK	4	FE	1	172.68			ND	
VS	BPK	4	FE	2	207.60			ND	
VS	BPK	4	FE	3	248.00	.		ND	
VS	BPK	4	FE	4	446.51	.		ND	
VS	BPK	4	FE	5	314.33			ND	
VS	BPK	4	FE	6	272.13			ND	
VS	BPK	4	FE	7	126.43			ND	
VS	BPK	4	FE	8	236.25			ND	
VS	BPK	4	FE	9	276.44			ND	
VS	BPK	4	FE	11	210.35			ND	
VS	BPK	4	FE	12	228.24			ND	
VS	BPK	4	FE	13	223.76			ND	
VS	BPK	4	FE	14	234.95			ND	
VS	BPK	4	FE	15	223.76			ND	
VS	BPK	4	FE	16	223.76		.	ND	
VS	BPK	4	FE	17	223.76		.	ND	
VS	BPK	4	FE	18	223.76			ND	
VS	BPK	4	FE	19	223.76	.		ND	
VS	DS	1	ACID	1	493.50	.		ND	
VS	DS	1	ACID	2	511.81	.		ND	
VS	DS	1	ACID	3	505.84	.		ND	
VS	DS	1	ACID	4	406.48			ND	
VS	DS	1	ACID	5	510.35			ND	
VS	DS	1	ACID	6	389.99	.		ND	
VS	DS	1	ACID	7	547.99	.		ND	
VS	DS	1	ACID	8	529.60		.	ND	
VS	DS	1	ACID	9	453.30	.	.	ND	
VS	DS	1	ACID	11		.			
VS	DS	1	ACID	12	645.77			ND	
VS	DS	1	ACID	13	624.81			ND	
VS	DS	1	ACID	14	665.73			ND	
VS	DS	1	ACID	15	691.49	.		ND	
VS	DS	1	ACID	16	513.10			ND	
VS	DS	1	ACID	17	517.63			ND	
VS	DS	1	ACID	18	747.60			ND	
VS	DS	1	ACID	19	679.27		.	ND	
VS	DS	1	ALK	1	114.96		.	ND	
VS	DS	1	ALK	2	108.66			ND	
VS	DS	1	ALK	3	102.74	.		ND	
VS	DS	1	ALK	4	110.64			ND	
VS	DS	1	ALK	5	112.22			ND	
VS	DS	1	ALK	6	55.25		.	ND	
VS	DS	1	ALK	7	76.01	.	.	ND	
VS	DS	1	ALK	8	123.41			ND	
VS	DS	1	ALK	9	114.91	.		ND	
VS	DS	1	ALK	11	.	.			
VS	DS	1	ALK	12	124.19	.		ND	
VS	DS	1	ALK	13	40.36			ND	
VS	DS	1	ALK	14	137.51	.		ND	
VS	DS	1	ALK	15	120.12	.		ND	
VS	DS	1	ALK	16	46.22			ND	
VS	DS	1	ALK	17	92.46			ND	
VS	DS	1	ALK	18	49.98	.		ND	
VS	DS	1	ALK	19	114.83	.		ND	

Abbreviations Used in Listing:
VS = Long-Term Study, ST = Short-Term Study, Q49 = Selfmonitoring Data Question 49 Part A
NC = Non-Censored, ND = Non-Detect, MC = Mid-Censored, RC = Right-Censored
Sampling Day Long-Term Study = Weeks 1-9 Summer Sampling and 11-19 Winter Sampling)

Appendix K - Listing 2

Production-Normalized Loadings Used in Limitations Development After Aggregation of Duplicates and Streams

CAS Number=87865 Analyte=Pentachlorophenol Unit=MG/KKG
(continued)

Source	Subcategory	Option	Stream	Sampling Day	Prod. Norm. Loading	Prod. Norm. Loading L.B.	Prod. Norm. Loading U.B.	Measurement Type	SCC Qualifier
VS	DS	1	FE	1	1026.32	.	.	ND	
VS	DS	1	FE	2	408.57		.	ND	
VS	DS	1	FE	3	1114.29	.	.	ND	
VS	DS	1	FE	4	1090.58	.	.	ND	
VS	DS	1	FE	5	936.47	.	.	ND	
VS	DS	1	FE	6	1169.90	.	.	ND	
VS	DS	1	FE	7	1150.23	.	.	ND	
VS	DS	1	FE	8	1211.62		.	ND	
VS	DS	1	FE	9	966.30	.		ND	
VS	DS	1	FE	11	953.82	.	.	ND	
VS	DS	1	FE	12	1131.58	.	.	ND	
VS	DS	1	FE	13	1055.58	.	.	ND	
VS	DS	1	FE	14	1220.50		.	ND	
VS	DS	1	FE	15	1256.53	.	.	ND	
VS	DS	1	FE	16	1289.11	.	.	ND	
VS	DS	1	FE	17	1023.40			ND	
VS	DS	1	FE	18	1273.53			ND	
VS	DS	1	FE	19	1188.72		.	ND	

CAS Number=88062 Analyte=2,4,6-Trichlorophenol Unit=MG/KKG

Source	Subcategory	Option	Stream	Sampling Day	Prod. Norm. Loading	Prod. Norm. Loading L.B.	Prod. Norm. Loading U.B.	Measurement Type	SCC Qualifier
ST1375	BPK	3	ACID	3	10.60	.		ND	
VS	BPK	3	ACID	1	1796.61		.	NC	
VS	BPK	3	ACID	2	40.83	.	.	ND	
VS	BPK	3	ACID	3	600.80	.	.	NC	
VS	BPK	3	ACID	4	1301.46		.	NC	
VS	BPK	3	ACID	5	1003.65	.	.	NC	
VS	BPK	3	ACID	6	704.37	.	.	NC	
VS	BPK	3	ACID	7	1435.99		.	NC	
VS	BPK	3	ACID	8	459.51			RC	>
VS	BPK	3	ACID	9	646.21			NC	
VS	BPK	3	ACID	11	534.25		.	NC	
VS	BPK	3	ACID	12	396.42			NC	
VS	BPK	3	ACID	13	776.44	.		NC	
VS	BPK	3	ACID	14	728.18			NC	
VS	BPK	3	ACID	15	527.00			NC	
VS	BPK	3	ACID	16	488.85	.	.	NC	
VS	BPK	3	ACID	17	722.61		.	NC	
VS	BPK	3	ACID	18	626.16		.	NC	
VS	BPK	3	ACID	19	617.58	.		NC	
ST1375	BPK	3	ALK	3	3.53	.	.	ND	
VS	BPK	3	ALK	1	659.05	.		NC	
VS	BPK	3	ALK	2	20.35	.		ND	
VS	BPK	3	ALK	3	354.51	.		NC	
VS	BPK	3	ALK	4	680.94	.		NC	
VS	BPK	3	ALK	5	29.44	.		ND	
VS	BPK	3	ALK	6	400.35			RC	>
VS	BPK	3	ALK	7	568.81	.	.	NC	
VS	BPK	3	ALK	8	252.85	.	.	RC	>
VS	BPK	3	ALK	9	373.36	.		NC	
VS	BPK	3	ALK	11	355.66			NC	
VS	BPK	3	ALK	12	181.63			NC	
VS	BPK	3	ALK	13	371.45			NC	
VS	BPK	3	ALK	14	389.90			NC	
VS	BPK	3	ALK	15	279.93			NC	
VS	BPK	3	ALK	16	388.69			NC	
VS	BPK	3	ALK	17	437.76	.		NC	
VS	BPK	3	ALK	18	330.22			NC	
VS	BPK	3	ALK	19	392.00	.	.	NC	
ST1375	BPK	3	FE	3	31.06			ND	
VS	BPK	3	FE	1	501.95		.	NC	
VS	BPK	3	FE	2		126.33	201.53	MC	
VS	BPK	3	FE	3	384.14		.	NC	
VS	BPK	3	FE	4	.	290.30	328.90	MC	
VS	BPK	3	FE	5	276.74		.	NC	
VS	BPK	3	FE	6	262.05	.	.	NC	
VS	BPK	3	FE	7	620.38	.	.	NC	DETECTED
VS	BPK	3	FE	8	153.37		.	RC	
VS	BPK	3	FE	9	284.14	.	.	NC	
VS	BPK	3	FE	11	158.88	.		ND	
VS	BPK	3	FE	12	432.02	.	.	ND	
VS	BPK	3	FE	13	142.64	.	.	ND	
VS	BPK	3	FE	14	174.19		.	ND	
VS	BPK	3	FE	15	166.41	.	.	ND	
VS	BPK	3	FE	16	167.85	.	.	ND	
VS	BPK	3	FE	17	145.17	.	.	ND	
VS	BPK	3	FE	18	239.65		.	ND	
VS	BPK	3	FE	19	188.81		.	ND	
VS	BPK	4	ACID	1	41.47	.	.	ND	
VS	BPK	4	ACID	2	25.56	.		ND	
VS	BPK	4	ACID	3	28.44	.	.	ND	
VS	BPK	4	ACID	4	49.73	.	.	ND	
VS	BPK	4	ACID	5	34.19	.	.	ND	
VS	BPK	4	ACID	6	36.85		.	ND	

Abbreviations Used in Listing:
VS = Long-Term Study, ST = Short-Term Study, Q49 = Selfmonitoring Data Question 49 Part A
NC = Non-Censored, ND = Non-Detect, MC = Mid-Censored, RC = Right-Censored
Sampling Day Long-Term Study = Weeks 1-9 Summer Sampling and 11-19 Winter Sampling)

Appendix K Listing 2

Production-Normalized Loadings Used in Limitations Development After Aggregation of Duplicates and Streams

CAS Number=88062 Analyte=2,4,6-Trichlorophenol Unit=MG/KKG
(continued)

Source	Subcategory	Option	Stream	Sampling Day	Prod. Norm. Loading	Prod. Norm. Loading L.B.	Prod. Norm. Loading U.B.	Measurement Type	SCC Qualifier
VS	BPK	4	ACID	7	.				EXCLUDE
VS	BPK	4	ACID	8	34.61			ND	
VS	BPK	4	ACID	9	25.17			ND	
VS	BPK	4	ACID	11	31.45			ND	
VS	BPK	4	ACID	12	25.75	.	.	ND	
VS	BPK	4	ACID	13	25.02		.	ND	
VS	BPK	4	ACID	14	104.53			NC	
VS	BPK	4	ACID	15	25.66	.	.	ND	
VS	BPK	4	ACID	16	27.78	.	.	ND	
VS	BPK	4	ACID	17	33.53			ND	
VS	BPK	4	ACID	18	26.30			ND	
VS	BPK	4	ACID	19	30.06			ND	
VS	BPK	4	ALK	1	18.49			ND	
VS	BPK	4	ALK	2	16.28			ND	
VS	BPK	4	ALK	3	19.83			ND	
VS	BPK	4	ALK	4	33.94			ND	
VS	BPK	4	ALK	5	25.19			ND	
VS	BPK	4	ALK	6	29.45			ND	
VS	BPK	4	ALK	7	.				EXCLUDE
VS	BPK	4	ALK	8	22.57			ND	
VS	BPK	4	ALK	9	16.92	.		ND	
VS	BPK	4	ALK	11	35.08	.		ND	
VS	BPK	4	ALK	12	4.68			ND	
VS	BPK	4	ALK	13	13.35			ND	
VS	BPK	4	ALK	14	14.63			ND	
VS	BPK	4	ALK	15	23.03			ND	
VS	BPK	4	ALK	16	10.67			ND	
VS	BPK	4	ALK	17	14.66			ND	
VS	BPK	4	ALK	18	12.54			ND	
VS	BPK	4	ALK	19	3.96			ND	
VS	BPK	4	FE	1	86.34			ND	
VS	BPK	4	FE	2	129.96			ND	
VS	BPK	4	FE	3	124.00			ND	
VS	BPK	4	FE	4	223.25			ND	
VS	BPK	4	FE	5	157.46			ND	
VS	BPK	4	FE	6	138.63			ND	
VS	BPK	4	FE	7	63.21			ND	
VS	BPK	4	FE	8	120.44			ND	
VS	BPK	4	FE	9	138.22			ND	
VS	BPK	4	FE	11	107.16			ND	
VS	BPK	4	FE	12	116.36	.	.	ND	
VS	BPK	4	FE	13	111.88	.	.	ND	
VS	BPK	4	FE	14	120.83			RC	
VS	BPK	4	FE	15	111.88			ND	
VS	BPK	4	FE	16	111.88			ND	
VS	BPK	4	FE	17	111.88			ND	
VS	BPK	4	FE	18	111.88			ND	
VS	BPK	4	FE	19	111.88		.	ND	
VS	DS	1	ACID	1	246.75		.	ND	
VS	DS	1	ACID	2	.				EXCLUDE
VS	DS	1	ACID	3	252.92	.		ND	
VS	DS	1	ACID	4	203.24	.		ND	
VS	DS	1	ACID	5	945.18	.		NC	
VS	DS	1	ACID	6	565.49	.		NC	
VS	DS	1	ACID	7	278.80			ND	
VS	DS	1	ACID	8	264.80		.	ND	
VS	DS	1	ACID	9	1087.93		.	NC	
VS	DS	1	ACID	11	.				
VS	DS	1	ACID	12	400.38	.		NC	
VS	DS	1	ACID	13	312.41	.		ND	
VS	DS	1	ACID	14	332.86	.	.	ND	
VS	DS	1	ACID	15	345.74	.	.	ND	
VS	DS	1	ACID	16	256.55	.	.	ND	
VS	DS	1	ACID	17	258.81	.	.	ND	
VS	DS	1	ACID	18	373.80		.	ND	
VS	DS	1	ACID	19	339.63	.		ND	
VS	DS	1	ALK	1	32.19			ND	
VS	DS	1	ALK	2	.				EXCLUDE
VS	DS	1	ALK	3	51.37	.		ND	
VS	DS	1	ALK	4	55.32	.		ND	
VS	DS	1	ALK	5	.				DETECTED
VS	DS	1	ALK	6	27.62			ND	
VS	DS	1	ALK	7	38.01			ND	
VS	DS	1	ALK	8					DETECTED
VS	DS	1	ALK	9	57.46			ND	
VS	DS	1	ALK	11			.		
VS	DS	1	ALK	12	62.09		.	ND	
VS	DS	1	ALK	13	20.18			ND	
VS	DS	1	ALK	14	68.75	.		ND	
VS	DS	1	ALK	15	60.06	.		ND	
VS	DS	1	ALK	16	23.11		.	ND	
VS	DS	1	ALK	17	46.23		.	ND	
VS	DS	1	ALK	18	24.99			ND	
VS	DS	1	ALK	19	28.71			ND	
VS	DS	1	FE	1	523.22			ND	
VS	DS	1	FE	2	346.47			NC	
VS	DS	1	FE	3	557.14			ND	
VS	DS	1	FE	4	545.29			ND	
VS	DS	1	FE	5	878.41			NC	

Abbreviations Used in Listing:
VS = Long-Term Study, ST = Short-Term Study, Q49 = Selfmonitoring Data Question 49 Part A
NC = Non-Censored, ND = Non-Detect, MC = Mid-Censored, RC = Right-Censored
Sampling Day Long-Term Study = Weeks 1-9 Summer Sampling and 11-19 Winter Sampling)

Appendix K - Listing 2

Production-Normalized Loadings Used in Limitations Development After Aggregation of Duplicates and Streams

CAS Number=88062 Analyte=2,4,6-Trichlorophenol Unit=MG/KKG
(continued)

Source	Subcategory	Option	Stream	Sampling Day	Prod. Norm. Loading	Prod. Norm. Loading L.B.	Prod. Norm. Loading U.B.	Measurement Type	SCC Qualifier
VS	DS	1	FE	6	701.94	.	.	NC	
VS	DS	1	FE	7	575.11	.	.	ND	
VS	DS	1	FE	8	605.81	.	.	ND	
VS	DS	1	FE	9	1681.37	.	.	NC	
VS	DS	1	FE	11	476.91	.	.	ND	
VS	DS	1	FE	12	576.88	.	.	ND	
VS	DS	1	FE	13	527.79	.	.	ND	
VS	DS	1	FE	14	610.25	.	.	ND	
VS	DS	1	FE	15	628.27		.	ND	
VS	DS	1	FE	16	644.55		.	ND	
VS	DS	1	FE	17	511.70	.	.	ND	
VS	DS	1	FE	18	636.76	.	.	ND	
VS	DS	1	FE	19	594.36			ND	

CAS Number=95954 Analyte=2,4,5-Trichlorophenol Unit=MG/KKG

Source	Subcategory	Option	Stream	Sampling Day	Prod. Norm. Loading	Prod. Norm. Loading L.B.	Prod. Norm. Loading U.B.	Measurement Type	SCC Qualifier
ST1375	BPK	3	ACID	3	10.60			ND	
VS	BPK	3	ACID	1	80.44			ND	
VS	BPK	3	ACID	2	40.83		.	ND	
VS	BPK	3	ACID	3	42.69		.	ND	
VS	BPK	3	ACID	4	41.08			ND	
VS	BPK	3	ACID	5	39.51		.	ND	
VS	BPK	3	ACID	6	40.70	.		ND	
VS	BPK	3	ACID	7	36.93	.		ND	
VS	BPK	3	ACID	8	.				EXCLUDE
VS	BPK	3	ACID	9	43.08			ND	
VS	BPK	3	ACID	11	43.58	.		ND	
VS	BPK	3	ACID	12	42.81			ND	
VS	BPK	3	ACID	13	38.82			ND	
VS	BPK	3	ACID	14	47.91	.		ND	
VS	BPK	3	ACID	15	31.37			ND	
VS	BPK	3	ACID	16	40.07		.	ND	
VS	BPK	3	ACID	17	36.87		.	ND	
VS	BPK	3	ACID	18	40.40			ND	
VS	BPK	3	ACID	19	35.91			ND	
ST1375	BPK	3	ALK	3	3.53			ND	
VS	BPK	3	ALK	1	19.98			ND	
VS	BPK	3	ALK	2	20.35			ND	
VS	BPK	3	ALK	3	39.39			ND	
VS	BPK	3	ALK	4	20.47			ND	
VS	BPK	3	ALK	5	29.44			ND	
VS	BPK	3	ALK	6	18.66			ND	
VS	BPK	3	ALK	7	18.39	.		ND	
VS	BPK	3	ALK	8	.	.			EXCLUDE
VS	BPK	3	ALK	9	20.10			ND	
VS	BPK	3	ALK	11	20.78	.		ND	
VS	BPK	3	ALK	12	20.53	.		ND	
VS	BPK	3	ALK	13	19.35			ND	
VS	BPK	3	ALK	14	23.77	.		ND	
VS	BPK	3	ALK	15	15.55	.		ND	
VS	BPK	3	ALK	16	19.83	.		ND	
VS	BPK	3	ALK	17	18.24			ND	
VS	BPK	3	ALK	18	19.92	.		ND	
VS	BPK	3	ALK	19	17.82	.	.	ND	
ST1375	BPK	3	FE	3	33.04			ND	
VS	BPK	3	FE	1	132.51	.	.	ND	
VS	BPK	3	FE	2	150.40	.		ND	
VS	BPK	3	FE	3	162.77			ND	
VS	BPK	3	FE	4	154.41			ND	
VS	BPK	3	FE	5	160.90			ND	
VS	BPK	3	FE	6	145.58			ND	
VS	BPK	3	FE	7	220.13		.	ND	
VS	BPK	3	FE	8	296.66			ND	
VS	BPK	3	FE	9	191.79	.		ND	
VS	BPK	3	FE	11	158.88			ND	
VS	BPK	3	FE	12	432.02	.		ND	
VS	BPK	3	FE	13	142.64	.		ND	
VS	BPK	3	FE	14	174.19			ND	
VS	BPK	3	FE	15	166.41			ND	
VS	BPK	3	FE	16	167.85	.	.	ND	
VS	BPK	3	FE	17	145.17			ND	
VS	BPK	3	FE	18	239.65			ND	
VS	BPK	3	FE	19	188.81	.		ND	
VS	BPK	4	ACID	1	41.47			ND	
VS	BPK	4	ACID	2	25.56			ND	
VS	BPK	4	ACID	3	28.44			ND	
VS	BPK	4	ACID	4	49.73		.	ND	
VS	BPK	4	ACID	5	34.19		.	ND	
VS	BPK	4	ACID	6	36.85			ND	
VS	BPK	4	ACID	7	.	.			EXCLUDE
VS	BPK	4	ACID	8	34.61	.	.	ND	
VS	BPK	4	ACID	9	25.17			ND	
VS	BPK	4	ACID	11	31.45			ND	
VS	BPK	4	ACID	12	25.75		.	ND	

Abbreviations Used in Listing:
VS = Long-Term Study, ST = Short-Term Study, Q49 = Selfmonitoring Data Question 49 Part A
NC = Non-Censored, ND = Non-Detect, MC = Mid-Censored, RC = Right-Censored
Sampling Day Long-Term Study = Weeks 1-9 Summer Sampling and 11-19 Winter Sampling)

Appendix K Listing 2

Production-Normalized Loadings Used in Limitations Development After Aggregation of Duplicates and Streams

CAS Number=95954 Analyte=2,4,5-Trichlorophenol Unit=MG/KKG
(continued)

Source	Subcategory	Option	Stream	Sampling Day	Prod. Norm. Loading	Prod. Norm. Loading L.B.	Prod. Norm. Loading U.B.	Measurement Type	SCC Qualifier
VS	BPK	4	ACID	13	25.02		.	ND	
VS	BPK	4	ACID	14	25.05		.	ND	
VS	BPK	4	ACID	15	25.66		.	ND	
VS	BPK	4	ACID	16	27.78			ND	
VS	BPK	4	ACID	17	33.53	.		ND	
VS	BPK	4	ACID	18	26.30	.		ND	
VS	BPK	4	ACID	19	30.06	.	.	ND	
VS	BPK	4	ALK	1	18.49	.	.	ND	
VS	BPK	4	ALK	2	16.28			ND	
VS	BPK	4	ALK	3	19.83			ND	
VS	BPK	4	ALK	4	33.94			ND	
VS	BPK	4	ALK	5	25.19			ND	
VS	BPK	4	ALK	6	29.45			ND	
VS	BPK	4	ALK	7					EXCLUDE
VS	BPK	4	ALK	8	22.57			ND	
VS	BPK	4	ALK	9	16.92			ND	
VS	BPK	4	ALK	11	35.08			ND	
VS	BPK	4	ALK	12	4.68			ND	
VS	BPK	4	ALK	13	13.35			ND	
VS	BPK	4	ALK	14	14.63			ND	
VS	BPK	4	ALK	15	23.03			ND	
VS	BPK	4	ALK	16	10.67			ND	
VS	BPK	4	ALK	17	14.66			ND	
VS	BPK	4	ALK	18	12.54			ND	
VS	BPK	4	ALK	19	3.96		.	ND	
VS	BPK	4	FE	1	86.34		.	ND	
VS	BPK	4	FE	2	129.96			ND	
VS	BPK	4	FE	3	124.00			ND	
VS	BPK	4	FE	4	223.25		.	ND	
VS	BPK	4	FE	5	157.46			ND	
VS	BPK	4	FE	6	138.63			ND	
VS	BPK	4	FE	7	63.21			ND	
VS	BPK	4	FE	8	120.44			ND	
VS	BPK	4	FE	9	138.22		.	ND	
VS	BPK	4	FE	11	107.16		.	ND	
VS	BPK	4	FE	12	116.36		.	ND	
VS	BPK	4	FE	13	111.88			ND	
VS	BPK	4	FE	14	116.36			ND	
VS	BPK	4	FE	15	111.88	.		ND	
VS	BPK	4	FE	16	111.88	.	.	ND	
VS	BPK	4	FE	17	111.88	.	.	ND	
VS	BPK	4	FE	18	111.88	.	.	ND	
VS	BPK	4	FE	19	111.88		.	ND	
VS	DS	1	ACID	1	246.75		.	ND	
VS	DS	1	ACID	2	.				EXCLUDE
VS	DS	1	ACID	3	252.92			ND	
VS	DS	1	ACID	4	203.24			ND	
VS	DS	1	ACID	5	255.18			ND	
VS	DS	1	ACID	6	195.00			ND	
VS	DS	1	ACID	7	278.80	.		ND	
VS	DS	1	ACID	8	264.80	.		ND	
VS	DS	1	ACID	9	226.65		.	ND	
VS	DS	1	ACID	11	.		.		
VS	DS	1	ACID	12	322.88			ND	
VS	DS	1	ACID	13	312.41			ND	
VS	DS	1	ACID	14	332.86			ND	
VS	DS	1	ACID	15	345.74			ND	
VS	DS	1	ACID	16	256.55		.	ND	
VS	DS	1	ACID	17	258.81		.	ND	
VS	DS	1	ACID	18	373.80		.	ND	
VS	DS	1	ACID	19	339.63		.	ND	
VS	DS	1	ALK	1	32.19			ND	
VS	DS	1	ALK	2					EXCLUDE
VS	DS	1	ALK	3	51.37			ND	
VS	DS	1	ALK	4	55.32		.	ND	
VS	DS	1	ALK	5	56.11		.	ND	
VS	DS	1	ALK	6	27.62		.	ND	
VS	DS	1	ALK	7	38.01	.	.	ND	
VS	DS	1	ALK	8	61.71	.	.	ND	
VS	DS	1	ALK	9	57.46			ND	
VS	DS	1	ALK	11	.	.			
VS	DS	1	ALK	12	62.09	.		ND	
VS	DS	1	ALK	13	20.18		.	ND	
VS	DS	1	ALK	14	68.75		.	ND	
VS	DS	1	ALK	15	60.06			ND	
VS	DS	1	ALK	16	23.11			ND	
VS	DS	1	ALK	17	46.23		.	ND	
VS	DS	1	ALK	18	24.99		.	ND	
VS	DS	1	ALK	19	28.71		.	ND	
VS	DS	1	FE	1	523.22			ND	
VS	DS	1	FE	2	232.07	.	.	ND	
VS	DS	1	FE	3	557.14	.	.	ND	
VS	DS	1	FE	4	545.29			ND	
VS	DS	1	FE	5	468.24			ND	
VS	DS	1	FE	6	584.95			ND	
VS	DS	1	FE	7	575.11		.	ND	
VS	DS	1	FE	8	605.81		.	ND	
VS	DS	1	FE	9	483.15		.	ND	
VS	DS	1	FE	11	476.91			ND	

Abbreviations Used in Listing:
VS = Long-Term Study, ST = Short-Term Study, Q49 = Selfmonitoring Data Question 49 Part A
NC = Non-Censored, ND = Non-Detect, MC = Mid-Censored, RC = Right-Censored
Sampling Day Long-Term Study = Weeks 1-9 Summer Sampling and 11-19 Winter Sampling)

Appendix K Listing 2

Production-Normalized Loadings Used in Limitations Development After Aggregation of Duplicates and Streams

CAS Number=95954 Analyte=2,4,5-Trichlorophenol Unit=MG/KKG
(continued)

Source	Subcategory	Option	Stream	Sampling Day	Prod. Norm. Loading	Prod. Norm. Loading L.B.	Prod. Norm. Loading U.B.	Measurement Type	SCC Qualifier
VS	DS	1	FE	12	576.88	.		ND	
VS	DS	1	FE	13	527.79	.		ND	
VS	DS	1	FE	14	610.25	.		ND	
VS	DS	1	FE	15	628.27		.	ND	
VS	DS	1	FE	16	644.55		.	ND	
VS	DS	1	FE	17	511.70		.	ND	
VS	DS	1	FE	18	636.76	.		ND	
VS	DS	1	FE	19	594.36			ND	

CAS Number=1746016 Analyte=2,3,7,8-Tetrachlorodibenzo-p-dioxin(TCDD) Unit=NG/KKG

Source	Subcategory	Option	Stream	Sampling Day	Prod. Norm. Loading	Prod. Norm. Loading L.B.	Prod. Norm. Loading U.B.	Measurement Type	SCC Qualifier
ST1375	BPK	3	ACID	3	106.01	.	.	ND	
VS	BPK	3	ACID	1	160.89			ND	
VS	BPK	3	ACID	2	179.64		.	ND	
VS	BPK	3	ACID	3	173.91			NC	
VS	BPK	3	ACID	4	164.33			ND	
VS	BPK	3	ACID	5	158.05			ND	
VS	BPK	3	ACID	6	164.35		.	ND	
VS	BPK	3	ACID	7	147.72			ND	
VS	BPK	3	ACID	8	166.05			ND	
VS	BPK	3	ACID	9	157.96	.		ND	
VS	BPK	3	ACID	11	177.54			ND	
VS	BPK	3	ACID	12	190.28			NC	
VS	BPK	3	ACID	13	170.82			ND	
VS	BPK	3	ACID	14	210.79			ND	
VS	BPK	3	ACID	15	138.02			ND	
VS	BPK	3	ACID	16	168.29	.		ND	
VS	BPK	3	ACID	17	162.22			ND	
VS	BPK	3	ACID	18	155.38			ND	
VS	BPK	3	ACID	19	143.62	.		ND	
ST1375	BPK	3	ALK	3	31.80			ND	
VS	BPK	3	ALK	1	87.92	.		ND	
VS	BPK	3	ALK	2	81.40			ND	
VS	BPK	3	ALK	3	86.66	.		ND	
VS	BPK	3	ALK	4	81.88			ND	
VS	BPK	3	ALK	5	78.52			ND	
VS	BPK	3	ALK	6	77.74	.		ND	
VS	BPK	3	ALK	7	73.56			ND	
VS	BPK	3	ALK	8	83.03			ND	
VS	BPK	3	ALK	9	93.34			NC	
VS	BPK	3	ALK	11	79.92			ND	
VS	BPK	3	ALK	12	118.46			NC	
VS	BPK	3	ALK	13	77.39			ND	
VS	BPK	3	ALK	14	104.61			ND	
VS	BPK	3	ALK	15	62.21			ND	
VS	BPK	3	ALK	16	79.32			ND	
VS	BPK	3	ALK	17	116.73			NC	
VS	BPK	3	ALK	18	76.62	.	.	ND	
VS	BPK	3	ALK	19	78.40	.	.	ND	
ST1375	BPK	3	FE	3	330.44			ND	
VS	BPK	3	FE	1	530.04			ND	
VS	BPK	3	FE	2	601.59	.		ND	
VS	BPK	3	FE	3	651.08		.	ND	
VS	BPK	3	FE	4	617.65	.		ND	
VS	BPK	3	FE	5	707.95	.	.	ND	
VS	BPK	3	FE	6	582.33		.	ND	
VS	BPK	3	FE	7	667.07	.		ND	
VS	BPK	3	FE	8	652.66	.	.	ND	
VS	BPK	3	FE	9	710.34	.	.	ND	
VS	BPK	3	FE	11	672.19			ND	
VS	BPK	3	FE	12	.		.		
VS	BPK	3	FE	13	570.55			ND	
VS	BPK	3	FE	14	766.43		.	ND	.
VS	BPK	3	FE	15	732.22			ND	
VS	BPK	3	FE	16	738.54			ND	
VS	BPK	3	FE	17	580.67			ND	
VS	BPK	3	FE	18	921.73			ND	
VS	BPK	3	FE	19	830.75			ND	
VS	BPK	4	ACID	1	91.23			ND	
VS	BPK	4	ACID	2	112.48			ND	
VS	BPK	4	ACID	3	117.70			ND	
VS	BPK	4	ACID	4	109.41			ND	
VS	BPK	4	ACID	5	149.20			ND	
VS	BPK	4	ACID	6	144.97		.	ND	
VS	BPK	4	ACID	7	116.74	.		ND	
VS	BPK	4	ACID	8	216.32			ND	
VS	BPK	4	ACID	9	110.74			ND	
VS	BPK	4	ACID	11	125.78			ND	
VS	BPK	4	ACID	12	91.98			ND	
VS	BPK	4	ACID	13	120.08			ND	
VS	BPK	4	ACID	14	86.39	.		ND	
VS	BPK	4	ACID	15	123.19			ND	
VS	BPK	4	ACID	16	111.10			ND	
VS	BPK	4	ACID	17	160.96			ND	

Abbreviations Used in Listing:
VS = Long-Term Study, ST = Short-Term Study, Q49 = Selfmonitoring Data Question 49 Part A
NC = Non-Censored, ND = Non-Detect, MC = Mid-Censored, RC = Right-Censored
Sampling Day Long-Term Study = Weeks 1-9 Summer Sampling and 11-19 Winter Sampling)

Appendix K Listing 2

Production-Normalized Loadings Used in Limitations Development After Aggregation of Duplicates and Streams

CAS Number=1746016 Analyte=2,3,7,8-Tetrachlorodibenzo-p-dioxin(TCDD) Unit=NG/KKG
(continued)

Source	Subcategory	Option	Stream	Sampling Day	Prod. Norm. Loading	Prod. Norm. Loading L.B.	Prod. Norm. Loading U.B.	Measurement Type	SCC Qualifier
VS	BPK	4	ACID	18	105.20			ND	
VS	BPK	4	ACID	19	132.25			ND	
VS	BPK	4	ALK	1	81.35	.	.	ND	
VS	BPK	4	ALK	2	65.14	.		ND	
VS	BPK	4	ALK	3	85.00	.		ND	
VS	BPK	4	ALK	4	74.67	.		ND	
VS	BPK	4	ALK	5	109.94	.		ND	
VS	BPK	4	ALK	6	117.79	.		ND	
VS	BPK	4	ALK	7	80.07	.		ND	
VS	BPK	4	ALK	8	77.38		.	ND	
VS	BPK	4	ALK	9	81.20		.	ND	
VS	BPK	4	ALK	11	140.33		.	ND	
VS	BPK	4	ALK	12	16.13		.	ND	
VS	BPK	4	ALK	13	53.40		.	ND	
VS	BPK	4	ALK	14	73.15	.		ND	
VS	BPK	4	ALK	15	110.55	.		ND	
VS	BPK	4	ALK	16	42.68	.	.	ND	
VS	BPK	4	ALK	17	70.35	.	.	ND	
VS	BPK	4	ALK	18	50.18	.	.	ND	
VS	BPK	4	ALK	19	15.83	.	.	ND	
VS	BPK	4	FE	1	379.90	.	.	ND	
VS	BPK	4	FE	2	415.20			ND	
VS	BPK	4	FE	3	505.19			ND	
VS	BPK	4	FE	4	491.16			ND	
VS	BPK	4	FE	5	636.77	.	.	ND	
VS	BPK	4	FE	6	564.79	.	.	ND	
VS	BPK	4	FE	7	278.15			ND	
VS	BPK	4	FE	8	509.57	.	.	ND	
VS	BPK	4	FE	9	552.89	.	.	ND	
VS	BPK	4	FE	11	396.89			ND	
VS	BPK	4	FE	12	447.52			ND	
VS	BPK	4	FE	13	447.52			ND	
VS	BPK	4	FE	14	469.90		.	ND	
VS	BPK	4	FE	15	492.27		.	ND	
VS	BPK	4	FE	16	447.52		.	ND	
VS	BPK	4	FE	17	447.52			ND	
VS	BPK	4	FE	18	447.52			ND	
VS	BPK	4	FE	19	492.27	.	.	ND	
VS	DS	1	ACID	1	881.25	.	.	ND	
VS	DS	1	ACID	2	1114.83			ND	
VS	DS	1	ACID	3	993.61			ND	
VS	DS	1	ACID	4	812.95			ND	
VS	DS	1	ACID	5	1122.78		.	ND	
VS	DS	1	ACID	6	779.98		.	ND	
VS	DS	1	ACID	7	961.38			ND	
VS	DS	1	ACID	8	1165.12			ND	
VS	DS	1	ACID	9	997.27			ND	
VS	DS	1	ACID	11	.				
VS	DS	1	ACID	12	1291.53			ND	
VS	DS	1	ACID	13	1249.62			ND	
VS	DS	1	ACID	14	1232.83			ND	
VS	DS	1	ACID	15	1521.28			ND	
VS	DS	1	ACID	16	1539.30			ND	
VS	DS	1	ACID	17	1035.26			ND	
VS	DS	1	ACID	18	1495.20			ND	
VS	DS	1	ACID	19	1358.54		.	ND	
VS	DS	1	ALK	1	114.96		.	ND	
VS	DS	1	ALK	2	217.33			ND	
VS	DS	1	ALK	3	102.74			ND	
VS	DS	1	ALK	4	110.64			ND	
VS	DS	1	ALK	5	123.44			ND	
VS	DS	1	ALK	6	110.49			ND	
VS	DS	1	ALK	7	121.62	.		ND	
VS	DS	1	ALK	8	135.76	.		ND	
VS	DS	1	ALK	9	120.66			ND	
VS	DS	1	ALK	11					
VS	DS	1	ALK	12	124.19			ND	
VS	DS	1	ALK	13	161.44	.		ND	
VS	DS	1	ALK	14	137.51	.		ND	
VS	DS	1	ALK	15	144.15			ND	
VS	DS	1	ALK	16	184.89			ND	
VS	DS	1	ALK	17	92.46			ND	
VS	DS	1	ALK	18	99.97	.		ND	
VS	DS	1	ALK	19	172.24		.	ND	
VS	DS	1	FE	1	2012.39		.	ND	
VS	DS	1	FE	2	898.86	.		ND	
VS	DS	1	FE	3	2228.57	.	.	ND	
VS	DS	1	FE	4	2181.16	.	.	ND	
VS	DS	1	FE	5	2060.24	.	.	ND	
VS	DS	1	FE	6	2339.80		.	ND	
VS	DS	1	FE	7	2053.98	.	.	ND	
VS	DS	1	FE	8	2665.56	.	.	ND	
VS	DS	1	FE	9	1932.61			ND	
VS	DS	1	FE	11	1907.63		.	ND	
VS	DS	1	FE	12	2218.79		.	ND	
VS	DS	1	FE	13	2111.16		.	ND	
VS	DS	1	FE	14	2347.11			ND	
VS	DS	1	FE	15	2764.38			ND	
VS	DS	1	FE	16	2578.22			ND	

Abbreviations Used in Listing:
VS = Long-Term Study, ST = Short-Term Study, Q49 = Selfmonitoring Data Question 49 Part A
NC = Non-Censored, ND = Non-Detect, MC = Mid-Censored, RC = Right-Censored
Sampling Day Long-Term Study = Weeks 1-9 Summer Sampling and 11-19 Winter Sampling)

Appendix K Listing 2

Production-Normalized Loadings Used in Limitations Development After Aggregation of Duplicates and Streams

CAS Number=1746016 Analyte=2,3,7,8-Tetrachlorodibenzo-p-dioxin(TCDD) Unit=NG/KKG
(continued)

Source	Subcategory	Option	Stream	Sampling Day	Prod. Norm. Loading	Prod. Norm. Loading L.B.	Prod. Norm. Loading U.B.	Measurement Type	SCC Qualifier
VS	DS	1	FE	17	2046.81		.	ND	
VS	DS	1	FE	18	2547.05		.	ND	
VS	DS	1	FE	19	2377.44	.	.	ND	

CAS Number=51207319 Analyte=2,3,7,8-Tetrachlorodibenzo-furan(TCDF) Unit=NG/KKG

Source	Subcategory	Option	Stream	Sampling Day	Prod. Norm. Loading	Prod. Norm. Loading L.B.	Prod. Norm. Loading U.B.	Measurement Type	SCC Qualifier
VS	BPK	3	ACID	1	160.89		.	ND	
VS	BPK	3	ACID	2	179.64	.	.	ND	
VS	BPK	3	ACID	3	158.10			ND	
VS	BPK	3	ACID	4	164.33	.	.	ND	
VS	BPK	3	ACID	5	158.05			ND	
VS	BPK	3	ACID	6	164.35		.	ND	
VS	BPK	3	ACID	7	147.72			ND	
VS	BPK	3	ACID	8	166.05			ND	
VS	BPK	3	ACID	9	157.96			ND	
VS	BPK	3	ACID	11	177.54		.	ND	
VS	BPK	3	ACID	12	174.42			ND	
VS	BPK	3	ACID	13	170.82			ND	
VS	BPK	3	ACID	14	383.25			ND	
VS	BPK	3	ACID	15	138.02	.	.	ND	
VS	BPK	3	ACID	16	168.29			ND	
VS	BPK	3	ACID	17	162.22			ND	
VS	BPK	3	ACID	18	155.38			ND	
VS	BPK	3	ACID	19	143.62	.		ND	
ST1375	BPK	3	ALK	3	45.94	.		ND	
VS	BPK	3	ALK	1	87.92			ND	
VS	BPK	3	ALK	2	81.40	.		ND	
VS	BPK	3	ALK	3	86.66			ND	
VS	BPK	3	ALK	4	81.88			ND	
VS	BPK	3	ALK	5	78.52	.		ND	
VS	BPK	3	ALK	6	77.74			ND	
VS	BPK	3	ALK	7	73.56			ND	
VS	BPK	3	ALK	8	83.03			ND	
VS	BPK	3	ALK	9	78.98			NC	
VS	BPK	3	ALK	11	79.92	.	.	ND	
VS	BPK	3	ALK	12	86.87	.	.	ND	
VS	BPK	3	ALK	13	77.39			ND	
VS	BPK	3	ALK	14	104.61			ND	.
VS	BPK	3	ALK	15	62.21		.	ND	
VS	BPK	3	ALK	16	79.32	.	.	ND	
VS	BPK	3	ALK	17	138.62	.	.	NC	
VS	BPK	3	ALK	18	76.62		.	ND	
VS	BPK	3	ALK	19	78.40		.	ND	
ST1375	BPK	3	FE	3	330.44	.		ND	
VS	BPK	3	FE	1	530.04			ND	
VS	BPK	3	FE	2	601.59		.	ND	
VS	BPK	3	FE	3	651.08		.	ND	
VS	BPK	3	FE	4	617.65		.	ND	
VS	BPK	3	FE	5	707.95	.	.	ND	
VS	BPK	3	FE	6	582.33		.	ND	
VS	BPK	3	FE	7	667.07		.	ND	
VS	BPK	3	FE	8	652.66	.		ND	
VS	BPK	3	FE	9	710.34			ND	
VS	BPK	3	FE	11	672.19			ND	
VS	BPK	3	FE	12	1827.77			ND	
VS	BPK	3	FE	13	570.55			ND	
VS	BPK	3	FE	14	766.43		.	ND	
VS	BPK	3	FE	15	732.22			ND	
VS	BPK	3	FE	16	738.54			ND	
VS	BPK	3	FE	17	580.67			ND	
VS	BPK	3	FE	18	921.73			ND	
VS	BPK	3	FE	19	830.75			ND	
VS	BPK	4	ACID	1	91.23	.	.	ND	
VS	BPK	4	ACID	2	112.48	.	.	ND	
VS	BPK	4	ACID	3	117.70			ND	
VS	BPK	4	ACID	4	109.41	.	.	ND	
VS	BPK	4	ACID	5	149.20	.	.	ND	
VS	BPK	4	ACID	6	144.97			ND	
VS	BPK	4	ACID	7	116.74	.	.	ND	
VS	BPK	4	ACID	8	194.68	.		NC	
VS	BPK	4	ACID	9	110.74		.	ND	
VS	BPK	4	ACID	11	125.78	.	.	ND	
VS	BPK	4	ACID	12	91.98		.	ND	
VS	BPK	4	ACID	13	120.08	.	.	ND	
VS	BPK	4	ACID	14	86.39		.	ND	
VS	BPK	4	ACID	15	123.19		.	ND	
VS	BPK	4	ACID	16	111.10		.	ND	
VS	BPK	4	ACID	17	201.20		.	NC	
VS	BPK	4	ACID	18	105.20	.		ND	
VS	BPK	4	ACID	19	132.25		.	ND	
VS	BPK	4	ALK	1	81.35			ND	
VS	BPK	4	ALK	2	65.14			ND	
VS	BPK	4	ALK	3	127.50			NC	
VS	BPK	4	ALK	4	74.67	.	.	ND	

Abbreviations Used in Listing:
VS = Long-Term Study, ST = Short-Term Study, Q49 = Selfmonitoring Data Question 49 Part A
NC = Non-Censored, ND = Non-Detect, MC = Mid-Censored, RC = Right-Censored
Sampling Day Long-Term Study = Weeks 1-9 Summer Sampling and 11-19 Winter Sampling)

Appendix K Listing 2

Production-Normalized Loadings Used in Limitations Development After Aggregation of Duplicates and Streams

CAS Number=51207319 Analyte=2,3,7,8-Tetrachlorodibenzo-furan(TCDF) Unit=NG/KKG
(continued)

Source	Subcategory	Option	Stream	Sampling Day	Prod. Norm. Loading	Prod. Norm. Loading L.B.	Prod. Norm. Loading U.B.	Measurement Type	SCC Qualifier
VS	BPK	4	ALK	5	109.94			ND	
VS	BPK	4	ALK	6	117.79			ND	
VS	BPK	4	ALK	7	80.07			ND	
VS	BPK	4	ALK	8	103.18			NC	
VS	BPK	4	ALK	9	81.20		.	ND	
VS	BPK	4	ALK	11	140.33		.	ND	
VS	BPK	4	ALK	12	16.13	.		ND	
VS	BPK	4	ALK	13	53.40	.		ND	
VS	BPK	4	ALK	14	73.15			ND	
VS	BPK	4	ALK	15	110.55			ND	
VS	BPK	4	ALK	16	42.68			ND	
VS	BPK	4	ALK	17	87.94			NC	
VS	BPK	4	ALK	18	50.18			ND	
VS	BPK	4	ALK	19	15.83	.	.	ND	
VS	BPK	4	FE	1	379.90		.	ND	
VS	BPK	4	FE	2	415.20		.	ND	
VS	BPK	4	FE	3	505.19		.	ND	
VS	BPK	4	FE	4	491.16			ND	
VS	BPK	4	FE	5	636.77			ND	
VS	BPK	4	FE	6	564.79			ND	
VS	BPK	4	FE	7	278.15			ND	
VS	BPK	4	FE	8	509.57		.	ND	
VS	BPK	4	FE	9	552.89			ND	
VS	BPK	4	FE	11	396.89			ND	
VS	BPK	4	FE	12	447.52			ND	
VS	BPK	4	FE	13	447.52			ND	
VS	BPK	4	FE	14	469.90			ND	
VS	BPK	4	FE	15	492.27			ND	
VS	BPK	4	FE	16	447.52			ND	
VS	BPK	4	FE	17	581.78			NC	
VS	BPK	4	FE	18	447.52	.		ND	
VS	BPK	4	FE	19	492.27	.		ND	
VS	DS	1	ACID	1	881.25			ND	
VS	DS	1	ACID	2	1114.83			ND	
VS	DS	1	ACID	3	1535.58			NC	
VS	DS	1	ACID	4	812.95			ND	
VS	DS	1	ACID	5	1122.78			ND	
VS	DS	1	ACID	6	779.98			ND	
VS	DS	1	ACID	7	961.38		.	ND	
VS	DS	1	ACID	8	1165.12		.	ND	
VS	DS	1	ACID	9	997.27		.	ND	
VS	DS	1	ACID	11			.		
VS	DS	1	ACID	12	1291.53			ND	
VS	DS	1	ACID	13	1249.62	.		ND	
VS	DS	1	ACID	14	1232.83			ND	
VS	DS	1	ACID	15	1521.28			ND	
VS	DS	1	ACID	16	1539.30			ND	
VS	DS	1	ACID	17	1035.26	.		NC	
VS	DS	1	ACID	18	1495.20	.		ND	
VS	DS	1	ACID	19	1358.54			ND	
VS	DS	1	ALK	1	114.96			ND	
VS	DS	1	ALK	2	119.53			ND	
VS	DS	1	ALK	3	184.92			NC	
VS	DS	1	ALK	4	110.64			ND	
VS	DS	1	ALK	5	123.44			ND	
VS	DS	1	ALK	6	110.49			ND	
VS	DS	1	ALK	7	121.62			ND	
VS	DS	1	ALK	8	135.76			ND	
VS	DS	1	ALK	9	120.66	.		ND	
VS	DS	1	ALK	11	.	.			
VS	DS	1	ALK	12	124.19			ND	
VS	DS	1	ALK	13	161.44			ND	
VS	DS	1	ALK	14	137.51			ND	
VS	DS	1	ALK	15	144.15			ND	
VS	DS	1	ALK	16	92.44			ND	
VS	DS	1	ALK	17	212.66			NC	
VS	DS	1	ALK	18	99.97			ND	
VS	DS	1	ALK	19	172.24			ND	
VS	DS	1	FE	1	2012.39			ND	
VS	DS	1	FE	2	2778.29			NC	
VS	DS	1	FE	3	7577.14			NC	
VS	DS	1	FE	4	2181.16	.	.	ND	
VS	DS	1	FE	5	4869.67	.	.	NC	
VS	DS	1	FE	6	7487.36			NC	
VS	DS	1	FE	7	5751.13			NC	
VS	DS	1	FE	8	3392.53			NC	
VS	DS	1	FE	9	4445.00			NC	
VS	DS	1	FE	11	4196.79			NC	
VS	DS	1	FE	12	12203.3	.		NC	
VS	DS	1	FE	13	2955.62	.		NC	
VS	DS	1	FE	14	2347.11	.	.	ND	
VS	DS	1	FE	15	2764.38	.	.	ND	
VS	DS	1	FE	16	7992.48			NC	
VS	DS	1	FE	17	6140.43			NC	
VS	DS	1	FE	18	8405.27			NC	
VS	DS	1	FE	19	3803.90	.		NC	

Abbreviations Used in Listing:
VS = Long-Term Study, ST = Short-Term Study, Q49 = Selfmonitoring Data Question 49 Part A
NC = Non-Censored, ND = Non-Detect, MC = Mid-Censored, RC = Right-Censored
Sampling Day Long-Term Study = Weeks 1-9 Summer Sampling and 11-19 Winter Sampling)

Appendix K Listing 2

Production-Normalized Loadings Used in Limitations Development After Aggregation of Duplicates and Streams

CAS Number=67641 Analyte=2-Propanone (Acetone) Unit=G/KKG

Source	Subcategory	Option	Stream	Sampling Day	Prod. Norm. Loading	Prod. Norm. Loading L.B.	Prod. Norm. Loading U.B.	Measurement Type	SCC Qualifier
ST1375	BPK	3	ACID	3	0.53		.	ND	
VS	BPK	3	ACID	1	10.83	.	.	NC	
VS	BPK	3	ACID	2	7.03	.	.	NC	
VS	BPK	3	ACID	3	4.25			NC	
VS	BPK	3	ACID	4	0.82	.		ND	
VS	BPK	3	ACID	5	.	.			DETECTED
VS	BPK	3	ACID	6	3.09	.	.	NC	
VS	BPK	3	ACID	7	1.48	.		ND	
VS	BPK	3	ACID	8	.	.	.		DETECTED
VS	BPK	3	ACID	9	4.45	.	.	NC	
VS	BPK	3	ACID	11	2.86		.	NC	
VS	BPK	3	ACID	12	4.42	.		NC	
VS	BPK	3	ACID	13	2.76		.	NC	
VS	BPK	3	ACID	14	.				EXCLUDE
VS	BPK	3	ACID	15	6.05		.	NC	
VS	BPK	3	ACID	16	3.74	.		NC	
VS	BPK	3	ACID	17	.	.	.		EXCLUDE
VS	BPK	3	ACID	18	4.30			NC	
VS	BPK	3	ACID	19	2.79	.		NC	
ST1375	BPK	3	ALK	3	0.18	.	.	ND	DETECTED
VS	BPK	3	ALK	1	6.79	.		NC	
VS	BPK	3	ALK	2	0.41	.		ND	
VS	BPK	3	ALK	3	7.58			RC	>
VS	BPK	3	ALK	4	8.19			RC	>
VS	BPK	3	ALK	5	18.33			NC	DETECTED
VS	BPK	3	ALK	6	11.04		.	NC	
VS	BPK	3	ALK	8	7.55	.		RC	>
VS	BPK	3	ALK	9	8.31	.		RC	>
VS	BPK	3	ALK	11	4.88		.	NC	
VS	BPK	3	ALK	12	7.84		.	NC	
VS	BPK	3	ALK	13	.		.		EXCLUDE
VS	BPK	3	ALK	14	1.69		.	NC	
VS	BPK	3	ALK	15	6.89		.	NC	
VS	BPK	3	ALK	16	5.37			NC	
VS	BPK	3	ALK	17	.		.		EXCLUDE
VS	BPK	3	ALK	18	7.96			NC	
VS	BPK	3	ALK	19	4.30			NC	
VS	BPK	4	ACID	1	0.41	.	.	ND	
VS	BPK	4	ACID	2	16.67			NC	
VS	BPK	4	ACID	3	7.48		.	NC	
VS	BPK	4	ACID	4					EXCLUDE
VS	BPK	4	ACID	5	9.46			NC	
VS	BPK	4	ACID	6	11.61			NC	
VS	BPK	4	ACID	7	.				EXCLUDE
VS	BPK	4	ACID	8	5.96			NC	
VS	BPK	4	ACID	9	10.42		.	NC	
VS	BPK	4	ACID	11	2.38			NC	
VS	BPK	4	ACID	12	12.63		.	NC	
VS	BPK	4	ACID	13	9.95			NC	
VS	BPK	4	ACID	14	4.15	.		NC	
VS	BPK	4	ACID	15	5.93		.	NC	
VS	BPK	4	ACID	16	10.23	.		NC	
VS	BPK	4	ACID	17	5.61	.	.	NC	
VS	BPK	4	ACID	18			.		EXCLUDE
VS	BPK	4	ACID	19	9.56			NC	
VS	BPK	4	ALK	1	4.09		.	NC	
VS	BPK	4	ALK	2	13.88			NC	
VS	BPK	4	ALK	3	7.87		.	NC	
VS	BPK	4	ALK	4	.		.		EXCLUDE
VS	BPK	4	ALK	5	7.61		.	NC	
VS	BPK	4	ALK	6	12.25		.	NC	
VS	BPK	4	ALK	7	.	.			EXCLUDE
VS	BPK	4	ALK	8	3.90			NC	
VS	BPK	4	ALK	9	8.54			NC	
VS	BPK	4	ALK	11	3.35			NC	
VS	BPK	4	ALK	12	2.65	.	.	NC	
VS	BPK	4	ALK	13	2.65	.		NC	
VS	BPK	4	ALK	14	4.72	.	.	NC	
VS	BPK	4	ALK	15	.	.			EXCLUDE
VS	BPK	4	ALK	16	3.42	.		NC	
VS	BPK	4	ALK	17	6.11			NC	
VS	BPK	4	ALK	18	2.56	.		NC	
VS	BPK	4	ALK	19	1.76	.		NC	
VS	DS	1	ACID	1	4.55	.	.	NC	
VS	DS	1	ACID	2	.	.	.		EXCLUDE
VS	DS	1	ACID	3	.	.	.		EXCLUDE
VS	DS	1	ACID	4	5.36		.	NC	
VS	DS	1	ACID	5	5.10	.		ND	
VS	DS	1	ACID	6	6.30	.	.	NC	
VS	DS	1	ACID	7	7.12	.		NC	
VS	DS	1	ACID	8			.		DETECTED
VS	DS	1	ACID	9	7.37	.	.	NC	
VS	DS	1	ACID	11	.		.		
VS	DS	1	ACID	12	92.50	.	.	RC	>
VS	DS	1	ACID	13	6.25	.	.	ND	
VS	DS	1	ACID	14	10.95	.		NC	
VS	DS	1	ACID	15	.				EXCLUDE
VS	DS	1	ACID	16	5.13			ND	
VS	DS	1	ACID	17	11.03			NC	
VS	DS	1	ACID	18	7.48			ND	

Abbreviations Used in Listing:
VS = Long-Term Study, ST = Short-Term Study, Q49 = Selfmonitoring Data Question 49 Part A
NC = Non-Censored, ND = Non-Detect, MC = Mid-Censored, RC = Right-Censored
Sampling Day Long-Term Study = Weeks 1-9 Summer Sampling and 11-19 Winter Sampling)

Appendix K Listing 2

Production-Normalized Loadings Used in Limitations Development After Aggregation of Duplicates and Streams

CAS Number=67641 Analyte=2-Propanone (Acetone) Unit=G/KKG
(continued)

Source	Subcategory	Option	Stream	Sampling Day	Prod. Norm. Loading	Prod. Norm. Loading L.B.	Prod. Norm. Loading U.B.	Measurement Type	SCC Qualifier
VS	DS	1	ACID	19	37.99		.	NC	
VS	DS	1	ALK	1	0.57	.		ND	
VS	DS	1	ALK	2		.			EXCLUDE
VS	DS	1	ALK	3	329.16	.		NC	
VS	DS	1	ALK	4	735.47	.		NC	
VS	DS	1	ALK	5		.			DETECTED
VS	DS	1	ALK	6	375.67	.		NC	
VS	DS	1	ALK	7	276.43			NC	
VS	DS	1	ALK	8					DETECTED
VS	DS	1	ALK	9	673.76			NC	
VS	DS	1	ALK	11	.				
VS	DS	1	ALK	12	355.13			NC	
VS	DS	1	ALK	13	196.86			NC	
VS	DS	1	ALK	14	284.33			NC	
VS	DS	1	ALK	15	628.66			RC	>
VS	DS	1	ALK	16	97.37			NC	
VS	DS	1	ALK	17	288.60			NC	
VS	DS	1	ALK	18	71.37			NC	
VS	DS	1	ALK	19	265.39			NC	

CAS Number=67663 Analyte=Chloroform Unit=G/KKG

Source	Subcategory	Option	Stream	Sampling Day	Prod. Norm. Loading	Prod. Norm. Loading L.B.	Prod. Norm. Loading U.B.	Measurement Type	SCC Qualifier
ST1375	BPK	3	ACID	3	2.31			NC	
VS	BPK	3	ACID	1	6.26		.	NC	
VS	BPK	3	ACID	2	6.64		.	NC	
VS	BPK	3	ACID	3	6.97			NC	
VS	BPK	3	ACID	4	7.16			NC	
VS	BPK	3	ACID	5	6.82			NC	
VS	BPK	3	ACID	6	3.80			NC	
VS	BPK	3	ACID	7	3.65			NC	
VS	BPK	3	ACID	8	6.60			NC	
VS	BPK	3	ACID	9	4.31			NC	
VS	BPK	3	ACID	11	6.55			NC	
VS	BPK	3	ACID	12	7.02			NC	
VS	BPK	3	ACID	13	8.50			NC	
VS	BPK	3	ACID	14	9.33			NC	
VS	BPK	3	ACID	15	5.17	.		NC	
VS	BPK	3	ACID	16	6.31	.		NC	
VS	BPK	3	ACID	17	6.53			NC	
VS	BPK	3	ACID	18	7.06			NC	
VS	BPK	3	ACID	19	5.25			NC	
ST1375	BPK	3	ALK	3	0.28			NC	
VS	BPK	3	ALK	1	0.14			NC	
VS	BPK	3	ALK	2	0.10	.	.	NC	
VS	BPK	3	ALK	3	0.12	.	.	NC	
VS	BPK	3	ALK	4	0.13	.	.	NC	
VS	BPK	3	ALK	5	0.12	.	.	NC	
VS	BPK	3	ALK	6	0.08			ND	
VS	BPK	3	ALK	8	0.15	.		NC	
VS	BPK	3	ALK	9	0.12	.		NC	
VS	BPK	3	ALK	11	0.14		.	NC	
VS	BPK	3	ALK	12	0.10		.	NC	
VS	BPK	3	ALK	13	0.17		.	NC	
VS	BPK	3	ALK	14	0.49			NC	
VS	BPK	3	ALK	15	0.25			NC	
VS	BPK	3	ALK	16	0.11			NC	
VS	BPK	3	ALK	17	0.32	.		NC	
VS	BPK	3	ALK	18	0.31			NC	
VS	BPK	3	ALK	19	0.11			NC	
VS	BPK	4	ACID	1	2.03			NC	
VS	BPK	4	ACID	2	0.20			ND	
VS	BPK	4	ACID	3	0.54			NC	
VS	BPK	4	ACID	4	0.64		.	NC	
VS	BPK	4	ACID	5	3.29		.	NC	
VS	BPK	4	ACID	6	0.64			NC	
VS	BPK	4	ACID	7	0.50			NC	
VS	BPK	4	ACID	8	1.14			NC	
VS	BPK	4	ACID	9	0.20			ND	
VS	BPK	4	ACID	11	0.19		.	NC	
VS	BPK	4	ACID	12	0.96			NC	
VS	BPK	4	ACID	13	1.02			NC	
VS	BPK	4	ACID	14	0.17	.		NC	
VS	BPK	4	ACID	15	0.12		.	NC	
VS	BPK	4	ACID	16	.	0.38	0.49	MC	
VS	BPK	4	ACID	17	0.51	.		NC	
VS	BPK	4	ACID	18	0.67			NC	
VS	BPK	4	ACID	19	0.38			NC	
VS	BPK	4	ALK	1	0.80			NC	
VS	BPK	4	ALK	2	0.14			NC	
VS	BPK	4	ALK	3	0.35			NC	
VS	BPK	4	ALK	4	0.16			NC	
VS	BPK	4	ALK	5	0.25			NC	
VS	BPK	4	ALK	6	0.22			NC	
VS	BPK	4	ALK	7	0.20			NC	

Abbreviations Used in Listing:
VS = Long-Term Study, ST = Short-Term Study, Q49 = Selfmonitoring Data Question 49 Part A
NC = Non-Censored, ND = Non-Detect, MC = Mid-Censored, RC = Right-Censored
Sampling Day Long-Term Study = Weeks 1-9 Summer Sampling and 11-19 Winter Sampling)

Production-Normalized Loadings Used in Limitations Development After Aggregation of Duplicates and Streams

CAS Number=67663 Analyte=Chloroform Unit=G/KKG
(continued)

Source	Subcategory	Option	Stream	Sampling Day	Prod. Norm. Loading	Prod. Norm. Loading L.B.	Prod. Norm. Loading U.B.	Measurement Type	SCC Qualifier
VS	BPK	4	ALK	8	0.63		.	NC	
VS	BPK	4	ALK	9	0.14			NC	
VS	BPK	4	ALK	11	0.41	.	.	NC	
VS	BPK	4	ALK	12	0.04	.	.	NC	
VS	BPK	4	ALK	13	0.22	.	.	NC	
VS	BPK	4	ALK	14	0.15	.	.	NC	
VS	BPK	4	ALK	15	0.53	.	.	NC	
VS	BPK	4	ALK	16	0.21	.	.	NC	
VS	BPK	4	ALK	17	0.09	.	.	NC	
VS	BPK	4	ALK	18	0.27		.	NC	
VS	BPK	4	ALK	19	0.02	.	.	ND	
VS	DS	1	ACID	1	1.75		.	NC	
VS	DS	1	ACID	2	1.23	.	.	NC	
VS	DS	1	ACID	3	.	.			EXCLUDE
VS	DS	1	ACID	4	1.78			NC	
VS	DS	1	ACID	5	37.67			NC	
VS	DS	1	ACID	6	50.65			NC	
VS	DS	1	ACID	7	3.19			NC	
VS	DS	1	ACID	8	20.05			NC	
VS	DS	1	ACID	9	76.77		.	NC	
VS	DS	1	ACID	11	.				
VS	DS	1	ACID	12	53.50			NC	
VS	DS	1	ACID	13	5.17			NC	
VS	DS	1	ACID	14	12.08			NC	
VS	DS	1	ACID	15	4.14			NC	
VS	DS	1	ACID	16	13.98	.		NC	
VS	DS	1	ACID	17	35.29			NC	
VS	DS	1	ACID	18	6.53	.		NC	
VS	DS	1	ACID	19	26.07	.	.	NC	
VS	DS	1	ALK	1	0.11			ND	
VS	DS	1	ALK	2	0.11	.		ND	
VS	DS	1	ALK	3	0.10			ND	
VS	DS	1	ALK	4	0.22	.		ND	
VS	DS	1	ALK	5	0.22	.		ND	
VS	DS	1	ALK	6	0.22	.		NC	
VS	DS	1	ALK	7	0.15	.		ND	
VS	DS	1	ALK	8	0.25	.		ND	
VS	DS	1	ALK	9	0.23			ND	
VS	DS	1	ALK	11		.			
VS	DS	1	ALK	12	0.25			ND	
VS	DS	1	ALK	13	0.16	.		ND	
VS	DS	1	ALK	14	0.14		.	ND	
VS	DS	1	ALK	15	0.12	.	.	ND	
VS	DS	1	ALK	16	0.18	.	.	ND	
VS	DS	1	ALK	17	0.09			ND	
VS	DS	1	ALK	18	0.17	.		ND	
VS	DS	1	ALK	19	0.23	.	.	ND	

CAS Number=75092 Analyte=Methylene chloride Unit=G/KKG

Source	Subcategory	Option	Stream	Sampling Day	Prod. Norm. Loading	Prod. Norm. Loading L.B.	Prod. Norm. Loading U.B.	Measurement Type	SCC Qualifier
ST1375	BPK	3	ACID	3	0.11	.		ND	
VS	BPK	3	ACID	1	0.16	.		ND	
VS	BPK	3	ACID	2	.	.	.		
VS	BPK	3	ACID	3	0.16	.	.	ND	
VS	BPK	3	ACID	4	0.16			ND	
VS	BPK	3	ACID	5	0.16	.		ND	
VS	BPK	3	ACID	6		.	.		
VS	BPK	3	ACID	7	0.15			ND	
VS	BPK	3	ACID	8	0.15	.		ND	
VS	BPK	3	ACID	9	.	.	.		
VS	BPK	3	ACID	11	0.16			ND	
VS	BPK	3	ACID	12	0.16			ND	
VS	BPK	3	ACID	13	0.16			ND	
VS	BPK	3	ACID	14	.				EXCLUDE
VS	BPK	3	ACID	15	0.13			ND	
VS	BPK	3	ACID	16	0.16			ND	
VS	BPK	3	ACID	17	.				EXCLUDE
VS	BPK	3	ACID	18	0.16	.		ND	
VS	BPK	3	ACID	19	0.14			ND	
ST1375	BPK	3	ALK	3	0.04	.		ND	
VS	BPK	3	ALK	1	0.08	.	.	ND	
VS	BPK	3	ALK	2	.	.			
VS	BPK	3	ALK	3	0.08	.		ND	
VS	BPK	3	ALK	4	0.08	.		ND	
VS	BPK	3	ALK	5	0.08	.		ND	
VS	BPK	3	ALK	6	.	.			
VS	BPK	3	ALK	8	0.08	.		ND	
VS	BPK	3	ALK	9	.	.			
VS	BPK	3	ALK	11	0.08			ND	
VS	BPK	3	ALK	12	0.08	.		ND	
VS	BPK	3	ALK	13	0.08	.		ND	
VS	BPK	3	ALK	14	.		.		EXCLUDE
VS	BPK	3	ALK	15	0.06	.	.	ND	
VS	BPK	3	ALK	16	0.08			ND	

Abbreviations Used in Listing:
VS = Long-Term Study, ST = Short-Term Study, Q49 = Selfmonitoring Data Question 49 Part A
NC = Non-Censored, ND = Non-Detect, MC = Mid-Censored, RC = Right-Censored
Sampling Day Long-Term Study = Weeks 1-9 Summer Sampling and 11-19 Winter Sampling)

Appendix K Listing 2

Production-Normalized Loadings Used in Limitations Development After Aggregation of Duplicates and Streams

CAS Number=75092 Analyte=Methylene chloride Unit=G/KKG
(continued)

Source	Subcategory	Option	Stream	Sampling Day	Prod. Norm. Loading	Prod. Norm. Loading L.B.	Prod. Norm. Loading U.B.	Measurement Type	SCC Qualifier
VS	BPK	3	ALK	17	.		.		EXCLUDE
VS	BPK	3	ALK	18	0.08	.	.	ND	
VS	BPK	3	ALK	19	0.07	.		ND	
VS	BPK	4	ACID	1	0.08	.	.	ND	
VS	BPK	4	ACID	2	0.20	.	.	ND	
VS	BPK	4	ACID	3	.	.			
VS	BPK	4	ACID	4	0.10	.		ND	
VS	BPK	4	ACID	5	0.12	.	.	ND	
VS	BPK	4	ACID	6		.			
VS	BPK	4	ACID	7	0.10	.		ND	
VS	BPK	4	ACID	8	0.11	.		ND	
VS	BPK	4	ACID	9	0.20	.		ND	
VS	BPK	4	ACID	11	0.10			ND	
VS	BPK	4	ACID	12	.	.			EXCLUDE
VS	BPK	4	ACID	13	0.10			ND	
VS	BPK	4	ACID	14	0.47	.		NC	
VS	BPK	4	ACID	15	.	.	.		EXCLUDE
VS	BPK	4	ACID	16	0.17	.	.	ND	
VS	BPK	4	ACID	17	0.52	.		NC	
VS	BPK	4	ACID	18					EXCLUDE
VS	BPK	4	ACID	19	0.12	.		ND	
VS	BPK	4	ALK	1	0.07	.		ND	
VS	BPK	4	ALK	2	0.07	.		ND	
VS	BPK	4	ALK	3	.	.			
VS	BPK	4	ALK	4	0.07			ND	
VS	BPK	4	ALK	5	0.09			ND	
VS	BPK	4	ALK	6	.	.	.		
VS	BPK	4	ALK	7	0.07	.	.	ND	
VS	BPK	4	ALK	8	0.06			ND	
VS	BPK	4	ALK	9	0.07			ND	
VS	BPK	4	ALK	11	0.12			ND	
VS	BPK	4	ALK	12	.	.			EXCLUDE
VS	BPK	4	ALK	13	0.05	.		ND	
VS	BPK	4	ALK	14	0.05			ND	
VS	BPK	4	ALK	15	.				EXCLUDE
VS	BPK	4	ALK	16	0.04			ND	
VS	BPK	4	ALK	17	0.61			NC	
VS	BPK	4	ALK	18	.				EXCLUDE
VS	BPK	4	ALK	19	0.20			NC	
VS	DS	1	ACID	1	0.88			ND	
VS	DS	1	ACID	2	1.01			ND	
VS	DS	1	ACID	3	0.90			ND	
VS	DS	1	ACID	4	8.84			NC	
VS	DS	1	ACID	5	1.02			ND	
VS	DS	1	ACID	6	0.78			ND	
VS	DS	1	ACID	7	0.96			ND	
VS	DS	1	ACID	8	1.06			ND	
VS	DS	1	ACID	9	0.91			ND	
VS	DS	1	ACID	11	.				
VS	DS	1	ACID	12	.				EXCLUDE
VS	DS	1	ACID	13	1.25		.	ND	
VS	DS	1	ACID	14	1.23			ND	
VS	DS	1	ACID	15					EXCLUDE
VS	DS	1	ACID	16	1.03			ND	
VS	DS	1	ACID	17	1.04	.		ND	
VS	DS	1	ACID	18	2.17	.		NC	
VS	DS	1	ACID	19	1.36			ND	
VS	DS	1	ALK	1	0.11			ND	
VS	DS	1	ALK	2	0.11			ND	
VS	DS	1	ALK	3	2.85	.		NC	
VS	DS	1	ALK	4	0.22	.		ND	
VS	DS	1	ALK	5	0.22	.		ND	
VS	DS	1	ALK	6	0.11			ND	
VS	DS	1	ALK	7	0.15			ND	
VS	DS	1	ALK	8	0.25			ND	
VS	DS	1	ALK	9	0.23			ND	
VS	DS	1	ALK	11		.			
VS	DS	1	ALK	12	.				EXCLUDE
VS	DS	1	ALK	13	0.16			ND	
VS	DS	1	ALK	14	0.14	.		ND	
VS	DS	1	ALK	15	.		.		EXCLUDE
VS	DS	1	ALK	16	0.18		.	ND	
VS	DS	1	ALK	17	0.09	.	.	ND	
VS	DS	1	ALK	18	.	.			EXCLUDE
VS	DS	1	ALK	19	0.23			ND	

CAS Number=78933 Analyte=2-Butanone (MEK) Unit=G/KKG

Source	Subcategory	Option	Stream	Sampling Day	Prod. Norm. Loading	Prod. Norm. Loading L.B.	Prod. Norm. Loading U.B.	Measurement Type	SCC Qualifier
ST1375	BPK	3	ACID	3	0.53			ND	
VS	BPK	3	ACID	1	0.80			ND	
VS	BPK	3	ACID	2	0.82			ND	
VS	BPK	3	ACID	3	0.79			ND	
VS	BPK	3	ACID	4	0.82			ND	
VS	BPK	3	ACID	5	0.79			ND	

Abbreviations Used in Listing:
VS = Long-Term Study, ST = Short-Term Study, Q49 = Selfmonitoring Data Question 49 Part A
NC = Non-Censored, ND = Non-Detect, MC = Mid-Censored, RC = Right-Censored
Sampling Day Long-Term Study = Weeks 1-9 Summer Sampling and 11-19 Winter Sampling)

Appendix K - Listing 2

Production-Normalized Loadings Used in Limitations Development After Aggregation of Duplicates and Streams

CAS Number=78933 Analyte=2-Butanone (MEK) Unit=G/KKG
(continued)

Source	Subcategory	Option	Stream	Sampling Day	Prod. Norm. Loading	Prod. Norm. Loading L.B.	Prod. Norm. Loading U.B.	Measurement Type	SCC Qualifier
VS	BPK	3	ACID	6	0.78			ND	
VS	BPK	3	ACID	7	0.74	.	.	ND	
VS	BPK	3	ACID	8	0.75	.	.	ND	
VS	BPK	3	ACID	9	0.72		.	ND	
VS	BPK	3	ACID	11	0.81	.	.	ND	
VS	BPK	3	ACID	12	0.79	.	.	ND	
VS	BPK	3	ACID	13	0.78	.	.	ND	
VS	BPK	3	ACID	14	1.92	.	.	ND	
VS	BPK	3	ACID	15	0.63	.		ND	
VS	BPK	3	ACID	16	0.80		.	ND	
VS	BPK	3	ACID	17	0.74	.	.	ND	
VS	BPK	3	ACID	18	0.78		.	ND	
VS	BPK	3	ACID	19	0.72	.	.	ND	
ST1375	BPK	3	ALK	3		0.14	0.32	MC	
VS	BPK	3	ALK	1	0.40	.	.	ND	
VS	BPK	3	ALK	2	0.41		.	ND	
VS	BPK	3	ALK	3	0.75			NC	
VS	BPK	3	ALK	4	0.41		.	ND	
VS	BPK	3	ALK	5	0.39		.	ND	
VS	BPK	3	ALK	6	0.55	.	.	NC	
VS	BPK	3	ALK	8	0.38			ND	
VS	BPK	3	ALK	9	0.45			NC	
VS	BPK	3	ALK	11	0.40		.	ND	
VS	BPK	3	ALK	12	0.39		.	ND	
VS	BPK	3	ALK	13	0.50	.	.	RC	>
VS	BPK	3	ALK	14	.	.	.		DETECTED
VS	BPK	3	ALK	15	0.31		.	ND	
VS	BPK	3	ALK	16	0.40	.		ND	
VS	BPK	3	ALK	17	0.36		.	ND	
VS	BPK	3	ALK	18	0.38			ND	
VS	BPK	3	ALK	19	0.36	.		ND	
VS	BPK	4	ACID	1	0.41	.	.	ND	
VS	BPK	4	ACID	2	1.02	.		ND	
VS	BPK	4	ACID	3	0.73		.	NC	
VS	BPK	4	ACID	4	0.50	.		ND	
VS	BPK	4	ACID	5	0.62	.		ND	
VS	BPK	4	ACID	6	1.49			NC	
VS	BPK	4	ACID	7	0.97	.		ND	
VS	BPK	4	ACID	8	0.54			ND	
VS	BPK	4	ACID	9	1.01			ND	
VS	BPK	4	ACID	11	0.52		.	ND	
VS	BPK	4	ACID	12	0.82			NC	
VS	BPK	4	ACID	13	0.50	.		ND	
VS	BPK	4	ACID	14	0.49			NC	
VS	BPK	4	ACID	15	0.59			NC	
VS	BPK	4	ACID	16		0.55	1.10	MC	
VS	BPK	4	ACID	17	0.77			NC	
VS	BPK	4	ACID	18	0.78	.	.	NC	
VS	BPK	4	ACID	19	1.01	.	.	NC	
VS	BPK	4	ALK	I	0.57	.		NC	
VS	BPK	4	ALK	2	0.33			ND	
VS	BPK	4	ALK	3	0.79	.	.	NC	
VS	BPK	4	ALK	4	D.34	.		ND	
VS	BPK	4	ALK	5	0.46			ND	
VS	BPK	4	ALK	6	1.93	.		NC	
VS	BPK	4	ALK	7	0.67	.		ND	
VS	BPK	4	ALK	8	0.37	.		NC	
VS	BPK	4	ALK	9	0.97			NC	
VS	BPK	4	ALK	11	0.58	.		ND	
VS	BPK	4	ALK	12	0.15	.		NC	
VS	BPK	4	ALK	13	0.27	.		ND	
VS	BPK	4	ALK	14	0.33	.		NC	
VS	BPK	4	ALK	15	0.46		.	ND	
VS	BPK	4	ALK	16	0.44		.	NC	
VS	BPK	4	ALK	17	0.56			NC	
VS	BPK	4	ALK	18	0.25	.	.	ND	
VS	BPK	4	ALK	19	0.14			NC	
VS	DS	1	ACID	1	4.41		.	ND	
VS	DS	1	ACID	2	5.07			ND	
VS	DS	1	ACID	3		.	.		EXCLUDE
VS	DS	1	ACID	4	4.06	.	.	ND	
VS	DS	1	ACID	5	5.10	.	.	ND	
VS	DS	1	ACID	6	3.90			ND	
VS	DS	1	ACID	7	4.81			ND	
VS	DS	1	ACID	8	5.30		.	ND	
VS	DS	1	ACID	9	4.53		.	ND	
VS	DS	1	ACID	11	.	.	.		
VS	DS	1	ACID	12	6.46	.		ND	
VS	DS	1	ACID	13	6.25	.		ND	
VS	DS	1	ACID	14	6.16	.	.	ND	
VS	DS	1	ACID	15	8.44	.		NC	
VS	DS	1	ACID	16	5.13	.		ND	
VS	DS	1	ACID	17	5.18	.		ND	
VS	DS	1	ACID	18	7.48	.		ND	
VS	DS	1	ACID	19	7.84	.		NC	
VS	DS	1	ALK	1	8.26	.		NC	
VS	DS	1	ALK	2	5.36	.		NC	
VS	DS	1	ALK	3	0.51		.	ND	
VS	DS	1	ALK	4	249.55	.	.	NC	

Abbreviations Used in Listing:
VS = Long-Term Study, ST = Short-Term Study, Q49 = Selfmonitoring Data Question 49 Part A
NC = Non-Censored, ND = Non-Detect, MC = Mid-Censored, RC = Right-Censored
Sampling Day Long-Term Study = Weeks 1-9 Summer Sampling and 11-19 Winter Sampling)

Appendix K Listing 2

Production-Normalized Loadings Used in Limitations Development After Aggregation of Duplicates and Streams

CAS Number=78933 Analyte=2-Butanone (MEK) Unit=G/KKG
(continued)

Source	Subcategory	Option	Stream	Sampling Day	Prod. Norm. Loading	Prod. Norm. Loading L.B.	Prod. Norm. Loading U.B.	Measurement Type	SCC Qualifier
VS	DS	1	ALK	5	36.97			NC	
VS	DS	1	ALK	6	0.55			ND	
VS	DS	1	ALK	7	51.83			NC	
VS	DS	1	ALK	8	1.23			ND	
VS	DS	1	ALK	9	115.02			NC	
VS	DS	1	ALK	11					
VS	DS	1	ALK	12	54.70			NC	
VS	DS	1	ALK	13	19.15		.	NC	
VS	DS	1	ALK	14	98.45		.	NC	
VS	DS	1	ALK	15	173.87			NC	
VS	DS	1	ALK	16	29.84			NC	
VS	DS	1	ALK	17	37.50			NC	
VS	DS	1	ALK	18	10.86		.	NC	
VS	DS	1	ALK	19	68.16		.	NC	

CAS Number=59473040 Analyte=Absorbable Organic Halides Unit=KG/KKG

Source	Subcategory	Option	Stream	Sampling Day	Prod. Norm. Loading	Prod. Norm. Loading L.B.	Prod. Norm. Loading U.B.	Measurement Type	SCC Qualifier
VS	BPK	3	FE	1	1.23			RC	>
VS	BPK	3	FE	2					DETECTED
VS	BPK	3	FE	3	0.35			RC	>
VS	BPK	3	FE	4	0.29			RC	>
VS	BPK	3	FE	5	0.59			RC	>
VS	BPK	3	FE	6	0.28			NC	
VS	BPK	3	FE	7	0.23			RC	>
VS	BPK	3	FE	8	0.21			NC	
VS	BPK	3	FE	9	0.36		.	NC	
VS	BPK	3	FE	11			.		DETECTED
VS	BPK	3	FE	12	0.93			NC	
VS	BPK	3	FE	13	0.28			NC	
VS	BPK	3	FE	14	0.37			NC	
VS	BPK	3	FE	15	0.40	.		NC	
VS	BPK	3	FE	16	0.35	.		NC	
VS	BPK	3	FE	17	0.34		.	NC	
VS	BPK	3	FE	18	0.66		.	NC	
VS	BPK	3	FE	19	0.49		.	NC	
VS	BPK	4	FE	1	0.08		.	RC	>
VS	BPK	4	FE	2	.		.		DETECTED
VS	BPK	4	FE	3	0.09	.	.	NC	
VS	BPK	4	FE	4	0.09	.	.	RC	>
VS	BPK	4	FE	5	0.13			RC	>
VS	BPK	4	FE	6	0.13			NC	
VS	BPK	4	FE	7	0.03	.		RC	>
VS	BPK	4	FE	8	0.09	.		NC	
VS	BPK	4	FE	9	0.10			NC	
VS	BPK	4	FE	11			.		DETECTED
VS	BPK	4	FE	12	0.16		.	NC	
VS	BPK	4	FE	13	0.16		.	RC	>
VS	BPK	4	FE	14			.		DETECTED
VS	BPK	4	FE	15	0.13			NC	
VS	BPK	4	FE	16	0.22			NC	
VS	BPK	4	FE	17	0.17	.		NC	
VS	BPK	4	FE	18	0.12		.	NC	
VS	BPK	4	FE	19	0.15			NC	
VS	DS	1	FE	1	0.44			RC	>
VS	DS	1	FE	2	0.25	.		RC	>
VS	DS	1	FE	3	0.55	.		RC	>
VS	DS	1	FE	4	0.75	.		NC	
VS	DS	1	FE	6	1.33			RC	>
VS	DS	1	FE	7	0.96			NC	
VS	DS	1	FE	8	0.92			RC	>
VS	DS	1	FE	9	1.79			RC	>
VS	DS	1	FE	11	0.44			NC	
VS	DS	1	FE	12	1.68			NC	
VS	DS	1	FE	13	0.79			RC	>
VS	DS	1	FE	14	1.04			NC	
VS	DS	1	FE	15	0.60			NC	
VS	DS	1	FE	16	1.07			NC	
VS	DS	1	FE	17	1.51			NC	
VS	DS	1	FE	18	1.06			NC	
VS	DS	1	FE	19	0.82			NC	

CAS Number=COLOR Analyte=Color Unit=KG/KKG

Source	Subcategory	Option	Stream	Sampling Day	Prod. Norm. Loading	Prod. Norm. Loading L.B.	Prod. Norm. Loading U.B.	Measurement Type	SCC Qualifier
VS	BPK	4	FE	1	42.82			NC	
VS	BPK	4	FE	2	64.56			NC	
VS	BPK	4	FE	3	57.18			NC	
VS	BPK	4	FE	4	64.97			NC	
VS	BPK	4	FE	5	91.17			NC	
VS	BPK	4	FE	6	79.58			NC	

Abbreviations Used in Listing:
VS = Long-Term Study, ST = Short-Term Study, Q49 = Selfmonitoring Data Question 49 Part A
NC = Non-Censored, ND = Non-Detect, MC = Mid-Censored, RC = Right-Censored
Sampling Day Long-Term Study = Weeks 1-9 Summer Sampling and 11-19 Winter Sampling)

Appendix K Listing 2

Production-Normalized Loadings Used in Limitations Development After Aggregation of Duplicates and Streams

CAS Number=COLOR Analyte=Color Unit=KG/KKG
(continued)

Source	Subcategory	Option	Stream	Sampling Day	Prod. Norm. Loading	Prod. Norm. Loading L.B.	Prod. Norm. Loading U.B.	Measurement Type	SCC Qualifier
VS	BPK	4	FE	7	40.08	.	.	NC	
VS	BPK	4	FE	8	85.24	.		NC	
VS	BPK	4	FE	9	106.43	.	.	NC	
VS	BPK	4	FE	11	77.20		.	NC	
VS	BPK	4	FE	12	79.88	.	.	NC	
VS	BPK	4	FE	13	71.83	.	.	NC	
VS	BPK	4	FE	14	61.09	.	.	NC	
VS	BPK	4	FE	15	81.00			NC	
VS	BPK	4	FE	16	77.42	.	.	NC	
VS	BPK	4	FE	17	65.79	.	.	NC	
VS	BPK	4	FE	18	64.89	.		NC	
VS	BPK	4	FE	19	68.47			NC	

CAS Number=1004 Analyte=Chemical Oxygen Demand Unit=KG/KKG

Source	Subcategory	Option	Stream	Sampling Day	Prod. Norm. Loading	Prod. Norm. Loading L.B.	Prod. Norm. Loading U.B.	Measurement Type	SCC Qualifier
Q49-1	BPK	A	FE	1	27.84			NC	
Q49-1	BPK	A	FE	2	31.26			NC	
Q49-1	BPK	A	FE	3	28.33			NC	
Q49-1	BPK	A	FE	4	31.01	.		NC	
Q49-1	BPK	A	FE	5	30.77	.		NC	
Q49-1	BPK	A	FE	6	33.70	.		NC	
Q49-1	BPK	A	FE	7	25.64			NC	
Q49-1	BPK	A	FE	8	26.37			NC	
Q49-1	BPK	A	FE	9	27.59		.	NC	
Q49-1	BPK	A	FE	10	31.26	.	.	NC	
Q49-1	BPK	A	FE	11	24.42		.	NC	
Q49-1	BPK	A	FE	12	20.51		.	NC	
Q49-1	BPK	A	FE	13	25.64			NC	
Q49-1	BPK	A	FE	14	32.72			NC	
Q49-1	BPK	A	FE	15	23.93		.	NC	
Q49-1	BPK	A	FE	16	25.40	.	.	NC	
Q49-1	BPK	A	FE	17	23.69			NC	
Q49-1	BPK	A	FE	18	28.82			NC	
Q49-1	BPK	A	FE	19	30.28			NC	
Q49-1	BPK	A	FE	20	33.70			NC	
Q49-1	BPK	A	FE	21	31.01			NC	
Q49-1	BPK	A	FE	22	31.75			NC	
Q49-1	BPK	A	FE	23	33.46			NC	
Q49-1	BPK	A	FE	24	31.01			NC	
Q49-1	BPK	A	FE	25	26.86			NC	
Q49-1	BPK	A	FE	26	30.53			NC	
Q49-1	BPK	A	FE	27	22.22	.		NC	
Q49-1	BPK	A	FE	28	17.34		.	NC	
Q49-1	BPK	A	FE	29	26.13	.	.	NC	
Q49-1	BPK	A	FE	30	23.93			NC	
Q49-1	BPK	A	FE	31	24.66			NC	
Q49-1	BPK	A	FE	32	24.56	.		NC	
Q49-1	BPK	A	FE	33	30.64		.	NC	
Q49-1	BPK	A	FE	34	38.67		.	NC	
Q49-1	BPK	A	FE	35	34.29	.	.	NC	
Q49-1	BPK	A	FE	36	34.54			NC	
Q49-1	BPK	A	FE	37	36.72	.		NC	
Q49-1	BPK	A	FE	38	31.62			NC	
Q49-1	BPK	A	FE	39	29.67			NC	
Q49-1	BPK	A	FE	40	27.24	.		NC	
Q49-1	BPK	A	FE	41	29.43	.	.	NC	
Q49-1	BPK	A	FE	42	27.73	.	.	NC	
Q49-1	BPK	A	FE	43	29.19	.		NC	
Q49-1	BPK	A	FE	44	33.81			NC	
Q49-1	BPK	A	FE	45	32.59	.		NC	
Q49-1	BPK	A	FE	46	26.02	.		NC	
Q49-1	BPK	A	FE	47	36.24			NC	
Q49-1	BPK	A	FE	48	27.24		.	NC	
Q49-1	BPK	A	FE	49	31.86			NC	
Q49-1	BPK	A	FE	50	29.91			NC	
Q49-1	BPK	A	FE	51	31.37	.		NC	
Q49-1	BPK	A	FE	52	32.10	.		NC	
Q49-1	BPK	A	FE	53	28.70			NC	
Q49-1	BPK	A	FE	54	34.29			NC	
Q49-1	BPK	A	FE	55	30.40			NC	
Q49-1	BPK	A	FE	56	25.29		.	NC	
Q49-1	BPK	A	FE	57	30.89	.		NC	
Q49-1	BPK	A	FE	58	29.67			NC	
Q49-1	BPK	A	FE	59	29.43			NC	
Q49-1	BPK	A	FE	60	28.82			NC	
Q49-1	BPK	A	FE	61	35.85			NC	
Q49-1	BPK	A	FE	62	35.36			NC	
Q49-1	BPK	A	FE	63	35.36	.		NC	
Q49-1	BPK	A	FE	64	35.36	.	.	NC	
Q49-1	BPK	A	FE	65	32.70	.		NC	
Q49-1	BPK	A	FE	66	34.64	.		NC	
Q49-1	BPK	A	FE	67	30.76	.		NC	
Q49-1	BPK	A	FE	68	32.46			NC	
Q49-1	BPK	A	FE	69	34.64			NC	

Abbreviations Used in Listing:
VS = Long-Term Study, ST = Short-Term Study, Q49 = Selfmonitoring Data Question 49 Part A
NC = Non-Censored, ND = Non-Detect, MC = Mid-Censored, RC = Right-Censored
Sampling Day Long-Term Study = Weeks 1-9 Summer Sampling and 11-19 Winter Sampling)

Appendix K Listing 2

Production-Normalized Loadings Used in Limitations Development After Aggregation of Duplicates and Streams

CAS Number=1004 Analyte=Chemical Oxygen Demand Unit=KG/KKG
(continued)

Source	Subcategory	Option	Stream	Sampling Day	Prod. Norm. Loading	Prod. Norm. Loading L.B.	Prod. Norm. Loading U.B.	Measurement Type	SCC Qualifier
Q49-1	BPK	A	FE	70	37.54	.		NC	
Q49-1	BPK	A	FE	71	36.57	.		NC	
Q49-1	BPK	A	FE	72	34.39	.		NC	
Q49-1	BPK	A	FE	73	28.58	.		NC	
Q49-1	BPK	A	FE	74	27.86			NC	
Q49-1	BPK	A	FE	75	33.43	.		NC	
Q49-1	BPK	A	FE	76	30.04	.		NC	
Q49-1	BPK	A	FE	77	31.49	.		NC	
Q49-1	BPK	A	FE	78	36.82	.	.	NC	
Q49-1	BPK	A	FE	79	37.30	.	.	NC	
Q49-1	BPK	A	FE	80	40.21	.	.	NC	
Q49-1	BPK	A	FE	81	28.82		.	NC	
Q49-1	BPK	A	FE	82	36.09			NC	
Q49-1	BPK	A	FE	83	30.28		.	NC	
Q49-1	BPK	A	FE	84	28.10	.	.	NC	
Q49-1	BPK	A	FE	85	29.55	.	.	NC	
Q49-1	BPK	A	FE	86	29.07	.	.	NC	
Q49-1	BPK	A	FE	87	19.38	.	.	NC	
Q49-1	BPK	A	FE	88	33.67	.	.	NC	
Q49-1	BPK	A	FE	89	25.92			NC	
Q49-1	BPK	A	FE	90	31.00			NC	
Q49-1	BPK	A	FE	91	31.69			NC	
Q49-1	BPK	A	FE	92	32.88			NC	
Q49-1	BPK	A	FE	93	27.16			NC	
Q49-1	BPK	A	FE	94	22.16			NC	
Q49-1	BPK	A	FE	95	21.92			NC	
Q49-1	BPK	A	FE	96	20.01			NC	
Q49-1	BPK	A	FE	97	17.87			NC	
Q49-1	BPK	A	FE	98	28.59			NC	
Q49-1	BPK	A	FE	99	24.30			NC	
Q49-1	BPK	A	FE	100	28.11			NC	
Q49-1	BPK	A	FE	101	24.06			NC	
Q49-1	BPK	A	FE	102	41.22			NC	
Q49-1	BPK	A	FE	103	27.16			NC	
Q49-1	BPK	A	FE	104	24.78			NC	
Q49-1	BPK	A	FE	105	35.26			NC	
Q49-1	BPK	A	FE	106	38.83			NC	
Q49-1	BPK	A	FE	107	31.21			NC	
Q49-1	BPK	A	FE	108	27.40			NC	
Q49-1	BPK	A	FE	109	25.49	.	.	NC	
Q49-1	BPK	A	FE	110	35.74	.	.	NC	
Q49-1	BPK	A	FE	111	23.82			NC	
Q49-1	BPK	A	FE	112	33.35			NC	
Q49-1	BPK	A	FE	113	29.54			NC	
Q49-1	BPK	A	FE	114	30.26			NC	
Q49-1	BPK	A	FE	115	30.97			NC	
Q49-1	BPK	A	FE	116	32.40			NC	
Q49-1	BPK	A	FE	117	28.11			NC	
Q49-1	BPK	A	FE	118	29.78			NC	
Q49-1	BPK	A	FE	119	34.19			NC	
Q49-1	BPK	A	FE	120	26.13			NC	
Q49-1	BPK	A	FE	121	29.06			NC	
Q49-1	BPK	A	FE	122	30.53			NC	
Q49-1	BPK	A	FE	123	31.99			NC	
Q49-1	BPK	A	FE	124	31.26			NC	
Q49-1	BPK	A	FE	125	33.94			NC	
Q49-1	BPK	A	FE	126	27.11			NC	
Q49-1	BPK	A	FE	127	27.59		.	NC	
Q49-1	BPK	A	FE	128	18.56		.	NC	
Q49-1	BPK	A	FE	129	26.62			NC	
Q49-1	BPK	A	FE	130	19.54			NC	
Q49-1	BPK	A	FE	131	27.35			NC	
Q49-1	BPK	A	FE	132	30.53			NC	
Q49-1	BPK	A	FE	133	30.53			NC	
Q49-1	BPK	A	FE	134	24.42		.	NC	
Q49-1	BPK	A	FE	135	26.86			NC	
Q49-1	BPK	A	FE	136	28.08			NC	
Q49-1	BPK	A	FE	137	39.07		.	NC	
Q49-1	BPK	A	FE	138	26.86	.		NC	
Q49-1	BPK	A	FE	139	23.20	.		NC	
Q49-1	BPK	A	FE	140	30.04			NC	
Q49-1	BPK	A	FE	141	38.58	.		NC	
Q49-1	BPK	A	FE	142	33.94	.		NC	
Q49-1	BPK	A	FE	143	27.59	.		NC	
Q49-1	BPK	A	FE	144	30.77	.	.	NC	
Q49-1	BPK	A	FE	145	33.94	.	.	NC	
Q49-1	BPK	A	FE	146	27.84		.	NC	
Q49-1	BPK	A	FE	147	25.64	.	.	NC	
Q49-1	BPK	A	FE	148	35.27	.		NC	
Q49-1	BPK	A	FE	149	37.27	.	.	NC	
Q49-1	BPK	A	FE	150	30.52	.	.	NC	
Q49-1	BPK	A	FE	151	38.52	.	.	NC	
Q49-1	BPK	A	FE	152	26.77			NC	
Q49-1	BPK	A	FE	153	29.52	.		NC	
Q49-1	BPK	A	FE	154	32.77	.	.	NC	
Q49-1	BPK	A	FE	155	28.02		.	NC	
Q49-1	BPK	A	FE	156	32.27	.		NC	
Q49-1	BPK	A	FE	157	28.52	.	.	NC	
Q49-1	BPK	A	FE	158	33.27			NC	

Abbreviations Used in Listing:
VS = Long-Term Study, ST = Short-Term Study, Q49 = Selfmonitoring Data Question 49 Part A
NC = Non-Censored, ND = Non-Detect, MC = Mid-Censored, RC = Right-Censored
Sampling Day Long-Term Study = Weeks 1-9 Summer Sampling and 11-19 Winter Sampling)

Appendix K Listing 2

Production-Normalized Loadings Used in Limitations Development After Aggregation of Duplicates and Streams

CAS Number=1004 Analyte=Chemical Oxygen Demand Unit=KG/KKG
(continued)

Source	Subcategory	Option	Stream	Sampling Day	Prod. Norm. Loading	Prod. Norm. Loading L.B.	Prod. Norm. Loading U.B.	Measurement Type	SCC Qualifier
Q49-1	BPK	A	FE	159	27.27		.	NC	
Q49-1	BPK	A	FE	160	25.52			NC	
Q49-1	BPK	A	FE	161	28.52	.		NC	
Q49-1	BPK	A	FE	162	30.02		.	NC	
Q49-1	BPK	A	FE	163	23.77	.	.	NC	
Q49-1	BPK	A	FE	164	32.52		.	NC	
Q49-1	BPK	A	FE	165	34.77		.	NC	
Q49-1	BPK	A	FE	166	27.52		.	NC	
Q49-1	BPK	A	FE	167	21.26	.	.	NC	
Q49-1	BPK	A	FE	168	25.02		.	NC	
Q49-1	BPK	A	FE	169	25.52	.	.	NC	
Q49-1	BPK	A	FE	170	23.51	.	.	NC	
Q49-1	BPK	A	FE	171	27.27	.		NC	
Q49-1	BPK	A	FE	172	28.02			NC	
Q49-1	BPK	A	FE	173	24.77	.	.	NC	
Q49-1	BPK	A	FE	174	30.02			NC	
Q49-1	BPK	A	FE	175	25.27			NC	
Q49-1	BPK	A	FE	176	22.01	.		NC	
Q49-1	BPK	A	FE	177	22.01		.	NC	
Q49-1	BPK	A	FE	178	22.71			NC	
Q49-1	BPK	A	FE	179	21.49			NC	
Q49-1	BPK	A	FE	180	16.36			NC	
Q49-1	BPK	A	FE	181	23.20	.		NC	
Q49-1	BPK	A	FE	182	20.51			NC	
Q49-1	BPK	A	FE	183	21.98			NC	
Q49-1	BPK	A	FE	184	20.76			NC	
Q49-1	BPK	A	FE	185	23.69			NC	
Q49-1	BPK	A	FE	186	23.44			NC	
Q49-1	BPK	A	FE	187	28.08			NC	
Q49-1	BPK	A	FE	188	24.18	.	.	NC	
Q49-1	BPK	A	FE	189	21.98	.		NC	
Q49-1	BPK	A	FE	190	20.76	.		NC	
Q49-1	BPK	A	FE	191	10.99			NC	
Q49-1	BPK	A	FE	192	18.32		.	NC	
Q49-1	BPK	A	FE	193	25.89			NC	
Q49-1	BPK	A	FE	194	21.25	.		NC	
Q49-1	BPK	A	FE	195	20.76		.	NC	
Q49-1	BPK	A	FE	196	20.76		.	NC	
Q49-1	BPK	A	FE	197	24.42			NC	
Q49-1	BPK	A	FE	198	22.71			NC	
Q49-1	BPK	A	FE	199	25.40			NC	
Q49-1	BPK	A	FE	200	29.79			NC	
Q49-1	BPK	A	FE	201	28.82			NC	
Q49-1	BPK	A	FE	202	26.86	.	.	NC	
Q49-1	BPK	A	FE	203	28.33		.	NC	
Q49-1	BPK	A	FE	204	28.33			NC	
Q49-1	BPK	A	FE	205	23.44			NC	
Q49-1	BPK	A	FE	206	27.35		.	NC	
Q49-1	BPK	A	FE	207	31.75			NC	
Q49-1	BPK	A	FE	208	28.08			NC	
Q49-1	BPK	A	FE	209	28.82			NC	
Q49-1	BPK	A	FE	210	27.41		.	NC	
Q49-1	BPK	A	FE	211	29.52		.	NC	
Q49-1	BPK	A	FE	212	27.41			NC	
Q49-1	BPK	A	FE	213	24.60		.	NC	
Q49-1	BPK	A	FE	214	29.05			NC	
Q49-1	BPK	A	FE	215	28.58			NC	
Q49-1	BPK	A	FE	216	19.21		.	NC	
Q49-1	BPK	A	FE	217	14.76			NC	
Q49-1	BPK	A	FE	218	27.18			NC	
Q49-1	BPK	A	FE	219	26.24			NC	
Q49-1	BPK	A	FE	220	19.68			NC	
Q49-1	BPK	A	FE	221	20.38			NC	
Q49-1	BPK	A	FE	222	14.76			NC	
Q49-1	BPK	A	FE	223	13.12			NC	
Q49-1	BPK	A	FE	224	27.88			NC	
Q49-1	BPK	A	FE	225	25.77	.		NC	
Q49-1	BPK	A	FE	226	26.00		.	NC	
Q49-1	BPK	A	FE	227	22.26	.		NC	
Q49-1	BPK	A	FE	228	25.54		.	NC	
Q49-1	BPK	A	FE	229	25.77	.	.	NC	
Q49-1	BPK	A	FE	230	21.55	.	.	NC	
Q49-1	BPK	A	FE	231	25.07	.	.	NC	
Q49-1	BPK	A	FE	232	27.64	.	.	NC	
Q49-1	BPK	A	FE	233	31.16	.	.	NC	
Q49-1	BPK	A	FE	234	28.11			NC	
Q49-1	BPK	A	FE	235	22.02	.	.	NC	
Q49-1	BPK	A	FE	236	27.18	.	.	NC	
Q49-1	BPK	A	FE	237	26.71	.	.	NC	
Q49-1	BPK	A	FE	238	23.90	.		NC	
Q49-1	BPK	A	FE	239	21.79	.	.	NC	
Q49-1	BPK	A	FE	240	28.54	.		NC	
Q49-1	BPK	A	FE	241	24.17	.		NC	
Q49-1	BPK	A	FE	242	21.85			NC	
Q49-1	BPK	A	FE	243	26.74			NC	
Q49-1	BPK	A	FE	244	19.80	.		NC	
Q49-1	BPK	A	FE	245	21.34	.		NC	
Q49-1	BPK	A	FE	246	15.43		.	NC	
Q49-1	BPK	A	FE	247	16.71			NC	

Abbreviations Used in Listing:
VS = Long-Term Study, ST = Short-Term Study, Q49 = Selfmonitoring Data Question 49 Part A
NC = Non-Censored, ND = Non-Detect, MC = Mid-Censored, RC = Right-Censored
Sampling Day Long-Term Study = Weeks 1-9 Summer Sampling and 11-19 Winter Sampling)

Appendix K Listing 2

Production-Normalized Loadings Used in Limitations Development After Aggregation of Duplicates and Streams

CAS Number=1004 Analyte=Chemical Oxygen Demand Unit=KG/KKG
(continued)

Source	Subcategory	Option	Stream	Sampling Day	Prod. Norm. Loading	Prod. Norm. Loading L.B.	Prod. Norm. Loading U.B.	Measurement Type	SCC Qualifier
Q49-1	BPK	A	FE	248	20.31			NC	
Q49-1	BPK	A	FE	249	19.28	.	.	NC	
Q49-1	BPK	A	FE	250	20.31		.	NC	
Q49-1	BPK	A	FE	251	20.31			NC	
Q49-1	BPK	A	FE	252	25.97		.	NC	
Q49-1	BPK	A	FE	253	28.02		.	NC	
Q49-1	BPK	A	FE	254	25.45			NC	
Q49-1	BPK	A	FE	255	24.43			NC	
Q49-1	BPK	A	FE	256	20.57			NC	
Q49-1	BPK	A	FE	257	23.40			NC	
Q49-1	BPK	A	FE	258	21.08			NC	
Q49-1	BPK	A	FE	259	21.60			NC	
Q49-1	BPK	A	FE	260	25.71			NC	
Q49-1	BPK	A	FE	261	18.00			NC	
Q49-1	BPK	A	FE	262	34.20			NC	
Q49-1	BPK	A	FE	263	24.17			NC	
Q49-1	BPK	A	FE	264	20.05			NC	
Q49-1	BPK	A	FE	265	18.00	.	.	NC	
Q49-1	BPK	A	FE	266	22.63	.	.	NC	
Q49-1	BPK	A	FE	267	26.74	.	.	NC	
Q49-1	BPK	A	FE	268	24.68	.	.	NC	
Q49-1	BPK	A	FE	269	22.11			NC	
Q49-1	BPK	A	FE	270	21.26	.		NC	
Q49-1	BPK	A	FE	271	26.33	.		NC	
Q49-1	BPK	A	FE	272	20.00			NC	
Q49-1	BPK	A	FE	273	20.25			NC	
Q49-1	BPK	A	FE	274	17.72			NC	
Q49-1	BPK	A	FE	275	23.73			NC	
Q49-1	BPK	A	FE	276	16.45			NC	
Q49-1	BPK	A	FE	277	25.06			NC	
Q49-1	BPK	A	FE	278	25.06			NC	
Q49-1	BPK	A	FE	279	26.07			NC	
Q49-1	BPK	A	FE	280	20.76			NC	
Q49-1	BPK	A	FE	281	27.34			NC	
Q49-1	BPK	A	FE	282	24.05			NC	
Q49-1	BPK	A	FE	283	23.29			NC	
Q49-1	BPK	A	FE	284	23.79			NC	
Q49-1	BPK	A	FE	285	26.07			NC	
Q49-1	BPK	A	FE	286	22.53			NC	
Q49-1	BPK	A	FE	287	20.50			NC	
Q49-1	BPK	A	FE	288	23.04		.	NC	
Q49-1	BPK	A	FE	289	21.52		.	NC	
Q49-1	BPK	A	FE	290	25.31		.	NC	
Q49-1	BPK	A	FE	291	23.04		.	NC	
Q49-1	BPK	A	FE	292	27.85			NC	
Q49-1	BPK	A	FE	293	23.04			NC	
Q49-1	BPK	A	FE	294	16.45			NC	
Q49-1	BPK	A	FE	295	25.06		.	NC	
Q49-1	BPK	A	FE	296	20.76		.	NC	
Q49-1	BPK	A	FE	297	19.74			NC	
Q49-1	BPK	A	FE	298	22.78			NC	
Q49-1	BPK	A	FE	299	19.49			NC	
Q49-1	BPK	A	FE	300	26.58			NC	
Q49-1	BPK	A	FE	301	24.42			NC	
Q49-1	BPK	A	FE	302	19.05			NC	
Q49-1	BPK	A	FE	303	14.16			NC	
Q49-1	BPK	A	FE	304	16.61			NC	
Q49-1	BPK	A	FE	305	17.09			NC	
Q49-1	BPK	A	FE	306	20.51	.		NC	
Q49-1	BPK	A	FE	307	19.96			NC	
Q49-1	BPK	A	FE	308	27.11			NC	
Q49-1	BPK	A	FE	309	24.18	.		NC	
Q49-1	BPK	A	FE	310	27.35	.		NC	
Q49-1	BPK	A	FE	311	24.66			NC	
Q49-1	BPK	A	FE	312	23.93			NC	
Q49-1	BPK	A	FE	313	24.18			NC	
Q49-1	BPK	A	FE	314	21.98			NC	
Q49-1	BPK	A	FE	315	16.61			NC	
Q49-1	BPK	A	FE	316	14.90		.	NC	
Q49-1	BPK	A	FE	317	14.65		.	NC	
Q49-1	BPK	A	FE	318	19.54			NC	
Q49-1	BPK	A	FE	319	23.20			NC	
Q49-1	BPK	A	FE	320	27.35			NC	
Q49-1	BPK	A	FE	321	23.93			NC	
Q49-1	BPK	A	FE	322	21.73			NC	
Q49-1	BPK	A	FE	323	16.36			NC	
Q49-1	BPK	A	FE	324	22.22			NC	
Q49-1	BPK	A	FE	325	25.40			NC	
Q49-1	BPK	A	FE	326	18.32			NC	
Q49-1	BPK	A	FE	327	18.32			NC	
Q49-1	BPK	A	FE	328	17.09			NC	
Q49-1	BPK	A	FE	329	23.20			NC	
Q49-1	BPK	A	FE	330	22.04		.	NC	
Q49-1	BPK	A	FE	331	21.68		.	NC	
Q49-1	BPK	A	FE	332	25.97			NC	
Q49-1	BPK	A	FE	333	8.32			NC	
Q49-1	BPK	A	FE	334	26.98	.		NC	
Q49-1	BPK	A	FE	335	23.83		.	NC	
Q49-1	BPK	A	FE	336	19.67			NC	

Abbreviations Used in Listing:
VS = Long-Term Study, ST = Short-Term Study, Q49 = Selfmonitoring Data Question 49 Part A
NC = Non-Censored, ND = Non-Detect, MC = Mid-Censored, RC = Right-Censored
Sampling Day Long-Term Study = Weeks 1-9 Summer Sampling and 11-19 Winter Sampling)

Appendix K Listing 2

Production-Normalized Loadings Used in Limitations Development After Aggregation of Duplicates and Streams

CAS Number=1004 Analyte=Chemical Oxygen Demand Unit=KG/KKG
(continued)

Source	Subcategory	Option	Stream	Sampling Day	Prod. Norm. Loading	Prod. Norm. Loading L.B.	Prod. Norm. Loading U.B.	Measurement Type	SCC Qualifier
Q49-1	BPK	A	FE	337	27.74		.	NC	
Q49-1	BPK	A	FE	338	31.27		.	NC	
Q49-1	BPK	A	FE	339	27.23			NC	
Q49-1	BPK	A	FE	340	22.82		.	NC	
Q49-1	BPK	A	FE	341	17.97			NC	
Q49-1	BPK	A	FE	342	18.91	.		NC	
Q49-1	BPK	A	FE	343	19.67		.	NC	
Q49-1	BPK	A	FE	344	16.64		.	NC	
Q49-1	BPK	A	FE	345	19.16	.	.	NC	
Q49-1	BPK	A	FE	346	20.17	.		NC	
Q49-1	BPK	A	FE	347	21.94	.	.	NC	
Q49-1	BPK	A	FE	348	18.91		.	NC	
Q49-1	BPK	A	FE	349	32.78	.	.	NC	
Q49-1	BPK	A	FE	350	17.65		.	NC	
Q49-1	BPK	A	FE	351	27.74	.	.	NC	
Q49-1	BPK	A	FE	352	7.56	.	.	NC	
Q49-1	BPK	A	FE	353	11.35	.		NC	
Q49-1	BPK	A	FE	354	10.09	.	.	NC	
Q49-1	BPK	A	FE	355	32.78	.		NC	
Q49-1	BPK	A	FE	356	22.69			NC	
Q49-1	BPK	A	FE	357	17.15			NC	
Q49-1	BPK	A	FE	358	19.54			NC	
Q49-1	BPK	A	FE	359	15.13			NC	
Q49-1	BPK	A	FE	360	15.13			NC	
Q49-1	BPK	A	FE	361	22.11			NC	
Q49-1	BPK	A	FE	362	20.03		.	NC	
Q49-1	BPK	A	FE	363	20.11		.	NC	
Q49-1	BPK	A	FE	364	21.22	.		NC	
Q49-1	BPK	A	FE	365	21.15			NC	
Q49-1	BPK	A	FE	366	25.45			NC	
Q49-1	BPK	A	FE	367	19.67	.	.	NC	
Q49-1	BPK	A	FE	368	17.96	.		NC	
Q49-1	BPK	A	FE	369	25.52	.		NC	
Q49-1	BPK	A	FE	370	22.71			NC	
Q49-1	BPK	A	FE	371	12.26	.		NC	
Q49-1	BPK	A	FE	372	10.17	.	.	NC	
Q49-1	BPK	A	FE	373	17.19	.		NC	
Q49-1	BPK	A	FE	374	19.85			NC	
Q49-1	BPK	A	FE	375	23.56		.	NC	
Q49-1	BPK	A	FE	376	22.90			NC	
Q49-1	BPK	A	FE	377	24.01		.	NC	
Q49-1	BPK	A	FE	378	24.59	.	.	NC	
Q49-1	BPK	A	FE	379	18.16	.		NC	
Q49-1	BPK	A	FE	380	14.96			NC	
Q49-1	BPK	A	FE	381	16.43			NC	
Q49-1	BPK	A	FE	382	19.44			NC	
Q49-1	BPK	A	FE	383	19.31	.	.	NC	
Q49-1	BPK	A	FE	384	19.17			NC	
Q49-1	BPK	A	FE	385	17.73			NC	
Q49-1	BPK	A	FE	386	18.70	.		NC	
Q49-1	BPK	A	FE	387	16.32			NC	
Q49-1	BPK	A	FE	388	19.01			NC	
Q49-1	BPK	A	FE	389	23.97			NC	
Q49-1	BPK	A	FE	390	27.52			NC	
Q49-1	BPK	A	FE	391	25.84			NC	
Q49-1	BPK	A	FE	392	36.86		.	NC	
Q49-1	BPK	A	FE	393	31.87	.		NC	
Q49-1	BPK	A	FE	394	21.96		.	NC	
Q49-1	BPK	A	FE	395	30.23	.	.	NC	
Q49-1	BPK	A	FE	396	23.72		.	NC	
Q49-1	BPK	A	FE	397	26.64			NC	
Q49-1	BPK	A	FE	398	38.67			NC	
Q49-1	BPK	A	FE	399	20.78	.	.	NC	
Q49-1	BPK	A	FE	400	22.62	.	.	NC	
Q49-1	BPK	A	FE	401	22.97	.	.	NC	
Q49-1	BPK	A	FE	402	30.20	.	.	NC	
Q49-1	BPK	A	FE	403	22.28			NC	
Q49-1	BPK	A	FE	404	26.46	.		NC	
Q49-1	BPK	A	FE	405	22.87		.	NC	
Q49-1	BPK	A	FE	406	21.99	.	.	NC	
Q49-1	BPK	A	FE	407	18.50	.		NC	
Q49-1	BPK	A	FE	408	21.39	.	.	NC	
Q49-1	BPK	A	FE	409	21.56	.	.	NC	
Q49-1	BPK	A	FE	410	21.71			NC	
Q49-1	BPK	A	FE	411	22.81	.		NC	
Q49-1	BPK	A	FE	412	15.94	.		NC	
Q49-1	BPK	A	FE	413	10.41		.	NC	
Q49-1	BPK	A	FE	414	17.49			NC	
Q49-1	BPK	A	FE	415	19.53	.	.	NC	
Q49-1	BPK	A	FE	416	18.90	.	.	NC	
Q49-1	BPK	A	FE	417	22.93	.	.	NC	
Q49-1	BPK	A	FE	418	17.50	.	.	NC	
Q49-1	BPK	A	FE	419	17.60		.	NC	
Q49-1	BPK	A	FE	420	22.70	.	.	NC	
Q49-1	BPK	A	FE	421	26.66	.	.	NC	
Q49-1	BPK	A	FE	422	26.10	.	.	NC	
Q49-1	BPK	A	FE	423	22.74	.	.	NC	
Q49-1	BPK	A	FE	424	25.40	.		NC	
Q49-1	BPK	A	FE	425	29.15	.		NC	

Abbreviations Used in Listing:
VS = Long-Term Study, ST = Short-Term Study, Q49 = Selfmonitoring Data Question 49 Part A
NC = Non-Censored, ND = Non-Detect, MC = Mid-Censored, RC = Right-Censored
Sampling Day Long-Term Study = Weeks 1-9 Summer Sampling and 11-19 Winter Sampling)

Appendix K Listing 2

Production-Normalized Loadings Used in Limitations Development After Aggregation of Duplicates and Streams

CAS Number=1004 Analyte=Chemical Oxygen Demand Unit=KG/KKG
(continued)

Source	Subcategory	Option	Stream	Sampling Day	Prod. Norm. Loading	Prod. Norm. Loading L.B.	Prod. Norm. Loading U.B.	Measurement Type	SCC Qualifier
Q49-1	BPK	A	FE	426	22.64	.		NC	
Q49-1	BPK	A	FE	427	24.29	.		NC	
Q49-1	BPK	A	FE	428	24.14	.	.	NC	
Q49-1	BPK	A	FE	429	16.20	.	.	NC	
Q49-1	BPK	A	FE	430	21.94			NC	
Q49-1	BPK	A	FE	431	22.52		.	NC	
Q49-1	BPK	A	FE	432	21.57		.	NC	
Q49-1	BPK	A	FE	433	18.56			NC	
Q49-1	BPK	A	FE	434	21.48			NC	
Q49-1	BPK	A	FE	435	23.61			NC	
Q49-1	BPK	A	FE	436	21.29			NC	
Q49-1	BPK	A	FE	437	26.52			NC	
Q49-1	BPK	A	FE	438	23.15			NC	
Q49-1	BPK	A	FE	439	24.23			NC	
Q49-1	BPK	A	FE	440	26.83			NC	
Q49-1	BPK	A	FE	441	21.49			NC	
Q49-1	BPK	A	FE	442	20.70			NC	
Q49-1	BPK	A	FE	443	20.40			NC	
Q49-1	BPK	A	FE	444	25.56	.		NC	
Q49-1	BPK	A	FE	445	19.23	.		NC	
Q49-1	BPK	A	FE	446	20.94			NC	
Q49-1	BPK	A	FE	447	25.92			NC	
Q49-1	BPK	A	FE	448	27.17			NC	
Q49-1	BPK	A	FE	449	22.12			NC	
Q49-1	BPK	A	FE	450	21.82			NC	
Q49-1	BPK	A	FE	451	22.54			NC	
Q49-1	BPK	A	FE	452	20.13			NC	
Q49-1	BPK	A	FE	453	19.73			NC	
Q49-1	BPK	A	FE	454	24.34			NC	
Q49-1	BPK	A	FE	455	21.38			NC	
Q49-1	BPK	A	FE	456	26.34		.	NC	
Q49-1	BPK	A	FE	457	25.82		.	NC	
Q49-1	BPK	A	FE	458	24.38			NC	
Q49-1	BPK	A	FE	459	21.37			NC	
Q49-1	BPK	A	FE	460	14.72			NC	
Q49-1	BPK	A	FE	461	19.96			NC	
Q49-1	BPK	A	FE	462	18.70			NC	
Q49-1	BPK	A	FE	463	22.25			NC	
Q49-1	BPK	A	FE	464	27.87			NC	
Q49-1	BPK	A	FE	465	24.79			NC	
Q49-1	BPK	A	FE	466	23.73	.		NC	
Q49-1	BPK	A	FE	467	26.54	.	.	NC	
Q49-1	BPK	A	FE	468	27.98		.	NC	
Q49-1	BPK	A	FE	469	29.55		.	NC	
Q49-1	BPK	A	FE	470	15.66			NC	
Q49-1	BPK	A	FE	471	21.23			NC	
Q49-1	BPK	A	FE	472	19.48			NC	
Q49-1	BPK	A	FE	473	18.43		.	NC	
Q49-1	BPK	A	FE	474	40.33		.	NC	
Q49-1	BPK	A	FE	475	34.95		.	NC	
Q49-1	BPK	A	FE	476	22.41		.	NC	
Q49-1	BPK	A	FE	477	19.43			NC	
Q49-1	BPK	A	FE	478	23.96			NC	
Q49-1	BPK	A	FE	479	19.97			NC	
Q49-1	BPK	A	FE	480	22.95			NC	
Q49-1	BPK	A	FE	481	24.01			NC	
Q49-1	BPK	A	FE	482	19.02			NC	
Q49-1	BPK	A	FE	483	18.93			NC	
Q49-1	BPK	A	FE	484	21.98			NC	
Q49-1	BPK	A	FE	485	21.90			NC	
Q49-1	BPK	A	FE	486	24.55		.	NC	
Q49-1	BPK	A	FE	487	30.09		.	NC	
Q49-1	BPK	A	FE	488	24.57			NC	
Q49-1	BPK	A	FE	489	28.09			NC	
Q49-2	BPK	A	FE	1	28.66			NC	
Q49-2	BPK	A	FE	2	35.10		.	NC	
Q49-2	BPK	A	FE	3	35.69		.	NC	
Q49-2	BPK	A	FE	4	37.52	.		NC	
Q49-2	BPK	A	FE	5	42.64			NC	
Q49-2	BPK	A	FE	6	40.32	.		NC	
Q49-2	BPK	A	FE	7	35.64	.	.	NC	
Q49-2	BPK	A	FE	8	34.65		.	NC	
Q49-2	BPK	A	FE	9	40.95			NC	
Q49-2	BPK	A	FE	10	38.84			NC	
Q49-2	BPK	A	FE	11	47.06			NC	
Q49-2	BPK	A	FE	12	44.84			NC	
Q49-2	BPK	A	FE	13	37.43			NC	
Q49-2	BPK	A	FE	14	39.05			NC	
Q49-2	BPK	A	FE	15	33.90			NC	
Q49-2	BPK	A	FE	16	30.04			NC	
Q49-2	BPK	A	FE	17	36.42			NC	
Q49-2	BPK	A	FE	18	34.47		.	NC	
Q49-2	BPK	A	FE	19	36.05	.	.	NC	
Q49-2	BPK	A	FE	20	43.02	.		NC	
Q49-2	BPK	A	FE	21	33.64			NC	
Q49-2	BPK	A	FE	22	35.65	.		NC	
Q49-2	BPK	A	FE	23	35.12	.		NC	
Q49-2	BPK	A	FE	24	53.70			NC	
Q49-2	BPK	A	FE	25	92.02			NC	

Abbreviations Used in Listing:
VS = Long-Term Study, ST = Short-Term Study, Q49 = Selfmonitoring Data Question 49 Part A
NC = Non-Censored, ND = Non-Detect, MC = Mid-Censored, RC = Right-Censored
Sampling Day Long-Term Study = Weeks 1-9 Summer Sampling and 11-19 Winter Sampling)

Appendix K - Listing 2

Production-Normalized Loadings Used in Limitations Development After Aggregation of Duplicates and Streams

CAS Number=1004 Analyte=Chemical Oxygen Demand Unit=KG/KKG
(continued)

Source	Subcategory	Option	Stream	Sampling Day	Prod. Norm. Loading	Prod. Norm. Loading L.B.	Prod. Norm. Loading U.B.	Measurement Type	SCC Qualifier
Q49-2	BPK	A	FE	26	50.19		.	NC	
Q49-2	BPK	A	FE	27	38.34		.	NC	
Q49-2	BPK	A	FE	28	40.68	.	.	NC	
Q49-2	BPK	A	FE	29	43.17	.		NC	
Q49-2	BPK	A	FE	30	37.71	.	.	NC	
Q49-2	BPK	A	FE	31	35.88	.	.	NC	
Q49-2	BPK	A	FE	32	45.09			NC	
Q49-2	BPK	A	FE	33	38.44	.		NC	
Q49-2	BPK	A	FE	34	35.97	.		NC	
Q49-2	BPK	A	FE	35	34.72	.	.	NC	
Q49-2	BPK	A	FE	36	40.31	.	.	NC	
Q49-2	BPK	A	FE	37	40.39	.	.	NC	
Q49-2	BPK	A	FE	38	45.22			NC	
Q49-2	BPK	A	FE	39	35.20		.	NC	
Q49-2	BPK	A	FE	40	36.88		.	NC	
Q49-2	BPK	A	FE	41	30.34	.	.	NC	
Q49-2	BPK	A	FE	42	32.42			NC	
Q49-2	BPK	A	FE	43	30.41	.	.	NC	
Q49-2	BPK	A	FE	44	30.30	.		NC	
Q49-2	BPK	A	FE	45	28.43		.	NC	
Q49-2	BPK	A	FE	46	34.54			NC	
Q49-2	BPK	A	FE	47	32.08	.		NC	
Q49-2	BPK	A	FE	48	35.54			NC	
Q49-2	BPK	A	FE	49	35.51	.	.	NC	
Q49-2	BPK	A	FE	50	36.22		.	NC	
Q49-2	BPK	A	FE	51	40.93	.	.	NC	
Q49-2	BPK	A	FE	52	42.61	.		NC	
Q49-2	BPK	A	FE	53	41.66		.	NC	
Q49-2	BPK	A	FE	54	41.62		.	NC	
Q49-2	BPK	A	FE	55	38.11			NC	
Q49-2	BPK	A	FE	56	35.98	.		NC	
Q49-2	BPK	A	FE	57	34.46	.		NC	
Q49-2	BPK	A	FE	58	33.22			NC	
Q49-2	BPK	A	FE	59	30.93			NC	
Q49-2	BPK	A	FE	60	38.13			NC	
Q49-2	BPK	A	FE	61	28.89		.	NC	
Q49-2	BPK	A	FE	62	30.05			NC	
Q49-2	BPK	A	FE	63	45.65		.	NC	
Q49-2	BPK	A	FE	64	36.33			NC	
Q49-2	BPK	A	FE	65	37.31		.	NC	
Q49-2	BPK	A	FE	66	38.58	.		NC	
Q49-2	BPK	A	FE	67	41.22			NC	
Q49-2	BPK	A	FE	68	36.83			NC	
Q49-2	BPK	A	FE	69	36.56			NC	
Q49-2	BPK	A	FE	70	37.00			NC	
Q49-2	BPK	A	FE	71	30.94	.		NC	
Q49-2	BPK	A	FE	72	33.85	.	.	NC	
Q49-2	BPK	A	FE	73	23.91	.	.	NC	
Q49-2	BPK	A	FE	74	20.18			NC	
Q49-2	BPK	A	FE	75	19.01	.	.	NC	
Q49-2	BPK	A	FE	76	23.84			NC	
Q49-2	BPK	A	FE	77	32.20			NC	
Q49-2	BPK	A	FE	78	27.91	.	.	NC	
Q49-2	BPK	A	FE	79	36.79			NC	
Q49-2	BPK	A	FE	80	36.28			NC	
Q49-2	BPK	A	FE	81	35.69	.	.	NC	
Q49-2	BPK	A	FE	82	39.34			NC	
Q49-2	BPK	A	FE	83	34.87	.	.	NC	
Q49-2	BPK	A	FE	84	37.16	.	.	NC	
Q49-2	BPK	A	FE	85	36.44		.	NC	
Q49-2	BPK	A	FE	86	31.93	.		NC	
Q49-2	BPK	A	FE	87	34.00	.		NC	
Q49-2	BPK	A	FE	88	30.47	.		NC	
Q49-2	BPK	A	FE	89	30.76	.		NC	
Q49-2	BPK	A	FE	90	46.93	.		NC	
Q49-2	BPK	A	FE	91	62.74			NC	
Q49-2	BPK	A	FE	92	58.51			NC	
Q49-2	BPK	A	FE	93	61.86	.	.	NC	
Q49-2	BPK	A	FE	94	52.09	.		NC	
Q49-2	BPK	A	FE	95	57.04	.	.	NC	
Q49-2	BPK	A	FE	96	60.07			NC	
Q49-2	BPK	A	FE	97	53.93		.	NC	
Q49-2	BPK	A	FE	98	50.32		.	NC	
Q49-2	BPK	A	FE	99	53.23	.	.	NC	
Q49-2	BPK	A	FE	100	49.27			NC	
Q49-2	BPK	A	FE	101	50.36	.	.	NC	
Q49-2	BPK	A	FE	102	52.41	.	.	NC	
Q49-2	BPK	A	FE	103	55.80	.	.	NC	
Q49-2	BPK	A	FE	104	51.05			NC	
Q49-2	BPK	A	FE	105	49.12	.		NC	
Q49-2	BPK	A	FE	106	42.63			NC	
Q49-2	BPK	A	FE	107	45.67	.		NC	
Q49-2	BPK	A	FE	108	47.62	.		NC	
Q49-2	BPK	A	FE	109	46.35	.		NC	
Q49-2	BPK	A	FE	110	47.28	.	.	NC	
Q49-2	BPK	A	FE	111	39.94	.		NC	
Q49-2	BPK	A	FE	112	56.36	.	.	NC	
Q49-2	BPK	A	FE	113	61.37	.		NC	
Q49-2	BPK	A	FE	114	50.05	.		NC	

Abbreviations Used in Listing:
VS = Long-Term Study, ST = Short-Term Study, Q49 = Selfmonitoring Data Question 49 Part A
NC = Non-Censored, ND = Non-Detect, MC = Mid-Censored, RC = Right-Censored
Sampling Day Long-Term Study = Weeks 1-9 Summer Sampling and 11-19 Winter Sampling)

Appendix K - Listing 2

Production-Normalized Loadings Used in Limitations Development After Aggregation of Duplicates and Streams

CAS Number=1004 Analyte=Chemical Oxygen Demand Unit=KG/KKG
(continued)

Source	Subcategory	Option	Stream	Sampling Day	Prod. Norm. Loading	Prod. Norm. Loading L.B.	Prod. Norm. Loading U.B.	Measurement Type	SCC Qualifier
Q49-2	BPK	A	FE	115	26.73		.	NC	
Q49-2	BPK	A	FE	116	11.90		.	NC	
Q49-2	BPK	A	FE	117	11.59			NC	
Q49-2	BPK	A	FE	118	18.57	.	.	NC	
Q49-2	BPK	A	FE	119	20.97	.	.	NC	
Q49-2	BPK	A	FE	120	31.36		.	NC	
Q49-2	BPK	A	FE	121	31.17			NC	
Q49-2	BPK	A	FE	122	29.71			NC	
Q49-2	BPK	A	FE	123	36.57		.	NC	
Q49-2	BPK	A	FE	124	52.83		.	NC	
Q49-2	BPK	A	FE	125	40.59	.	.	NC	
Q49-2	BPK	A	FE	126	35.65	.		NC	
Q49-2	BPK	A	FE	127	30.95	.		NC	
Q49-2	BPK	A	FE	128	31.62			NC	
Q49-2	BPK	A	FE	129	31.67			NC	
Q49-2	BPK	A	FE	130	36.50	.		NC	
Q49-2	BPK	A	FE	131	34.79	.	.	NC	
Q49-2	BPK	A	FE	132	34.52	.	.	NC	
Q49-2	BPK	A	FE	133	33.27	.	.	NC	
Q49-2	BPK	A	FE	134	32.73	.	.	NC	
Q49-2	BPK	A	FE	135	30.03	.		NC	
Q49-2	BPK	A	FE	136	28.11			NC	
Q49-2	BPK	A	FE	137	30.59			NC	
Q49-2	BPK	A	FE	138	32.80	.		NC	
Q49-2	BPK	A	FE	139	33.23	.		NC	
Q49-2	BPK	A	FE	140	33.52	.		NC	
Q49-2	BPK	A	FE	141	33.40	.		NC	
Q49-2	BPK	A	FE	142	28.30	.		NC	
Q49-2	BPK	A	FE	143	34.67	.		NC	
Q49-2	BPK	A	FE	144	29.96	.		NC	
Q49-2	BPK	A	FE	145	29.80	.		NC	
Q49-2	BPK	A	FE	146	33.34			NC	
Q49-2	BPK	A	FE	147	35.31			NC	
Q49-2	BPK	A	FE	148	32.36	.		NC	
Q49-2	BPK	A	FE	149	36.76	.		NC	
Q49-2	BPK	A	FE	150	37.48	.		NC	
Q49-2	BPK	A	FE	151	39.62			NC	
Q49-2	BPK	A	FE	152	32.94	.	.	NC	
Q49-2	BPK	A	FE	153	31.06	.	.	NC	
Q49-2	BPK	A	FE	154	33.75			NC	
Q49-2	BPK	A	FE	155	36.62			NC	
Q49-2	BPK	A	FE	156	31.52	.	.	NC	
Q49-2	BPK	A	FE	157	26.02	.	.	NC	
Q49-2	BPK	A	FE	158	31.89			NC	
Q49-2	BPK	A	FE	159	34.77			NC	
Q49-2	BPK	A	FE	160	33.59			NC	
Q49-2	BPK	A	FE	161	33.05			NC	
Q49-2	BPK	A	FE	162	31.65			NC	
Q49-2	BPK	A	FE	163	35.64			NC	
Q49-2	BPK	A	FE	164	34.66			NC	
Q49-2	BPK	A	FE	165	33.80			NC	
Q49-2	BPK	A	FE	166	26.39			NC	
Q49-2	BPK	A	FE	167	31.20			NC	
Q49-2	BPK	A	FE	168	31.89			NC	
Q49-2	BPK	A	FE	169	27.80			NC	
Q49-2	BPK	A	FE	170	31.11			NC	
Q49-2	BPK	A	FE	171	31.82			NC	
Q49-2	BPK	A	FE	172	32.74			NC	
Q49-2	BPK	A	FE	173	33.67			NC	
Q49-2	BPK	A	FE	174	35.64			NC	
Q49-2	BPK	A	FE	175	31.70			NC	
Q49-2	BPK	A	FE	176	29.75			NC	
Q49-2	BPK	A	FE	177	42.86			NC	
Q49-2	BPK	A	FE	178	39.12			NC	
Q49-2	BPK	A	FE	179	33.03			NC	
Q49-2	BPK	A	FE	180	29.64			NC	
Q49-2	BPK	A	FE	181	28.91			NC	
Q49-2	BPK	A	FE	182	27.04		.	NC	
Q49-2	BPK	A	FE	183	35.45		.	NC	
Q49-2	BPK	A	FE	184	34.82			NC	
Q49-2	BPK	A	FE	185	32.19	.		NC	
Q49-2	BPK	A	FE	186	31.30	.		NC	
Q49-2	BPK	A	FE	187	31.08		.	NC	
Q49-2	BPK	A	FE	188	30.87		.	NC	
Q49-2	BPK	A	FE	189	31.80			NC	
Q49-2	BPK	A	FE	190	35.84			NC	
Q49-2	BPK	A	FE	191	32.88			NC	
Q49-2	BPK	A	FE	192	30.45			NC	
Q49-2	BPK	A	FE	193	29.53			NC	
Q49-2	BPK	A	FE	194	26.65			NC	
Q49-2	BPK	A	FE	195	27.81			NC	
Q49-2	BPK	A	FE	196	30.02			NC	
Q49-2	BPK	A	FE	197	32.41			NC	
Q49-2	BPK	A	FE	198	34.68			NC	
Q49-2	BPK	A	FE	199	25.09			NC	
Q49-2	BPK	A	FE	200	23.01			NC	
Q49-2	BPK	A	FE	201	33.17			NC	
Q49-2	BPK	A	FE	202	40.53			NC	
Q49-2	BPK	A	FE	203	39.40			NC	

Abbreviations Used in Listing:
VS = Long-Term Study, ST = Short-Term Study, Q49 = Selfmonitoring Data Question 49 Part A
NC = Non-Censored, ND = Non-Detect, MC = Mid-Censored, RC = Right-Censored
Sampling Day Long-Term Study = Weeks 1-9 Summer Sampling and 11-19 Winter Sampling)

Appendix K Listing 2

Production-Normalized Loadings Used in Limitations Development After Aggregation of Duplicates and Streams

CAS Number=1004 Analyte=Chemical Oxygen Demand Unit=KG/KKG
(continued)

Source	Subcategory	Option	Stream	Sampling Day	Prod. Norm. Loading	Prod. Norm. Loading L.B.	Prod. Norm. Loading U.B.	Measurement Type	SCC Qualifier
Q49-2	BPK	A	FE	204	39.17	.		NC	
Q49-2	BPK	A	FE	205	48.73	.		NC	
Q49-2	BPK	A	FE	206	40.61	.	.	NC	
Q49-2	BPK	A	FE	207	35.94	.	.	NC	
Q49-2	BPK	A	FE	208	29.66	.		NC	
Q49-2	BPK	A	FE	209	29.68	.		NC	
Q49-2	BPK	A	FE	210	37.59	.		NC	
Q49-2	BPK	A	FE	211	33.33	.		NC	
Q49-2	BPK	A	FE	212	31.38		.	NC	
Q49-2	BPK	A	FE	213	30.86		.	NC	
Q49-2	BPK	A	FE	214	30.34	.	.	NC	
Q49-2	BPK	A	FE	215	28.81	.	.	NC	
Q49-2	BPK	A	FE	216	35.40	.		NC	
Q49-2	BPK	A	FE	217	39.47			NC	
Q49-2	BPK	A	FE	218	31.77	.	.	NC	
Q49-2	BPK	A	FE	219	35.87	.	.	NC	
Q49-2	BPK	A	FE	220	36.06			NC	
Q49-2	BPK	A	FE	221	35.91			NC	
Q49-2	BPK	A	FE	222	34.47			NC	
Q49-2	BPK	A	FE	223	26.02		.	NC	
Q49-2	BPK	A	FE	224	27.41		.	NC	
Q49-2	BPK	A	FE	225	32.77			NC	
Q49-2	BPK	A	FE	226	30.73			NC	
Q49-2	BPK	A	FE	227	27.73	.		NC	
Q49-2	BPK	A	FE	228	29.27			NC	
Q49-2	BPK	A	FE	229	30.82	.	.	NC	
Q49-2	BPK	A	FE	230	30.63			NC	
Q49-2	BPK	A	FE	231	32.32	.		NC	
Q49-2	BPK	A	FE	232	45.07	.		NC	
Q49-2	BPK	A	FE	233	30.22	.		NC	
Q49-2	BPK	A	FE	234	21.26	.		NC	
Q49-2	BPK	A	FE	235	19.13		.	NC	
Q49-2	BPK	A	FE	236	17.60		.	NC	
Q49-2	BPK	A	FE	237	23.62			NC	
Q49-2	BPK	A	FE	238	28.19			NC	
Q49-2	BPK	A	FE	239	28.67			NC	
Q49-2	BPK	A	FE	240	30.39		.	NC	
Q49-2	BPK	A	FE	241	30.91	.		NC	
Q49-2	BPK	A	FE	242	28.58	.		NC	
Q49-2	BPK	A	FE	243	30.75			NC	
Q49-2	BPK	A	FE	244	38.61	.		NC	
Q49-2	BPK	A	FE	245	34.86	.		NC	
Q49-2	BPK	A	FE	246	34.70		.	NC	
Q49-2	BPK	A	FE	247	34.94		.	NC	
Q49-2	BPK	A	FE	248	34.51	.	.	NC	
Q49-2	BPK	A	FE	249	37.90			NC	
Q49-2	BPK	A	FE	250	36.66	.	.	NC	
Q49-2	BPK	A	FE	251	37.56	.	.	NC	
Q49-2	BPK	A	FE	252	37.26		.	NC	
Q49-2	BPK	A	FE	253	33.71			NC	
Q49-2	BPK	A	FE	254	34.15			NC	
Q49-2	BPK	A	FE	255	30.67			NC	
Q49-2	BPK	A	FE	256	28.27	.		NC	
Q49-2	BPK	A	FE	257	34.11		.	NC	
Q49-2	BPK	A	FE	258	28.40			NC	
Q49-2	BPK	A	FE	259	33.36			NC	
Q49-2	BPK	A	FE	260	36.58	.		NC	
Q49-2	BPK	A	FE	261	37.93			NC	
Q49-2	BPK	A	FE	262	40.95			NC	
Q49-2	BPK	A	FE	263	38.41			NC	
Q49-2	BPK	A	FE	264	32.87		.	NC	
Q49-2	BPK	A	FE	265	39.27			NC	
Q49-2	BPK	A	FE	266	33.87			NC	
Q49-2	BPK	A	FE	267	38.91	.		NC	
Q49-2	BPK	A	FE	268	35.67	.	.	NC	
Q49-2	BPK	A	FE	269	21.56	.	.	NC	
Q49-2	BPK	A	FE	270	19.10			NC	
Q49-2	BPK	A	FE	271	20.87	.	.	NC	
Q49-2	BPK	A	FE	272	23.97		.	NC	
Q49-2	BPK	A	FE	273	24.65		.	NC	
Q49-2	BPK	A	FE	274	30.40		.	NC	
Q49-2	BPK	A	FE	275	30.72			NC	
Q49-2	BPK	A	FE	276	35.15			NC	
Q49-2	BPK	A	FE	277	35.26	.		NC	
Q49-2	BPK	A	FE	278	32.16	.		NC	
Q49-2	BPK	A	FE	279	33.28		.	NC	
Q49-2	BPK	A	FE	280	33.68	.		NC	
Q49-2	BPK	A	FE	281	32.99		.	NC	
Q49-2	BPK	A	FE	282	32.87			NC	
Q49-2	BPK	A	FE	283	40.92	.		NC	
Q49-2	BPK	A	FE	284	33.84		.	NC	
Q49-2	BPK	A	FE	285	39.62		.	NC	
Q49-2	BPK	A	FE	286	43.43		.	NC	
Q49-2	BPK	A	FE	287	43.21	.	.	NC	
Q49-2	BPK	A	FE	288	35.70	.	.	NC	
Q49-2	BPK	A	FE	289	39.63		.	NC	
Q49-2	BPK	A	FE	290	38.05	.	.	NC	
Q49-2	BPK	A	FE	291	33.16	.	.	NC	
Q49-2	BPK	A	FE	292	34.11			NC	

Abbreviations Used in Listing:
VS = Long-Term Study, ST = Short-Term Study, Q49 = Selfmonitoring Data Question 49 Part A
NC = Non-Censored, ND = Non-Detect, MC = Mid-Censored, RC = Right-Censored
Sampling Day Long-Term Study = Weeks 1-9 Summer Sampling and 11-19 Winter Sampling)

Appendix K Listing 2

Production-Normalized Loadings Used in Limitations Development After Aggregation of Duplicates and Streams

CAS Number=1004 Analyte=Chemical Oxygen Demand Unit=KG/KKG
(continued)

Source	Subcategory	Option	Stream	Sampling Day	Prod. Norm. Loading	Prod. Norm. Loading L.B.	Prod. Norm. Loading U.B.	Measurement Type	SCC Qualifier
Q49-2	BPK	A	FE	293	39.78	.		NC	
Q49-2	BPK	A	FE	294	36.95			NC	
Q49-2	BPK	A	FE	295	36.12	.		NC	
Q49-2	BPK	A	FE	296	29.41	.		NC	
Q49-2	BPK	A	FE	297	60.45			NC	
Q49-2	BPK	A	FE	298	28.32			NC	
Q49-2	BPK	A	FE	299	43.18			NC	
Q49-2	BPK	A	FE	300	35.05	.	.	NC	
Q49-2	BPK	A	FE	301	39.67	.	.	NC	
Q49-2	BPK	A	FE	302	38.00	.		NC	
Q49-2	BPK	A	FE	303	35.25	.		NC	
Q49-2	BPK	A	FE	304	40.34			NC	
Q49-2	BPK	A	FE	305	36.13	.		NC	
Q49-2	BPK	A	FE	306	33.47	.		NC	
Q49-2	BPK	A	FE	307	20.54	.		NC	
Q49-2	BPK	A	FE	308	33.48			NC	
Q49-2	BPK	A	FE	309	38.64			NC	
Q49-2	BPK	A	FE	310	36.92			NC	
Q49-2	BPK	A	FE	311	35.00			NC	
Q49-2	BPK	A	FE	312	35.73			NC	
Q49-2	BPK	A	FE	313	33.01			NC	
Q49-2	BPK	A	FE	314	43.19			NC	
Q49-2	BPK	A	FE	315	34.97			NC	
Q49-2	BPK	A	FE	316	40.34			NC	
Q49-2	BPK	A	FE	317	38.79			NC	
Q49-2	BPK	A	FE	318	36.71			NC	
Q49-2	BPK	A	FE	319	29.14			NC	
Q49-2	BPK	A	FE	320	30.02			NC	
Q49-2	BPK	A	FE	321	31.63	.		NC	
Q49-2	BPK	A	FE	322	27.48	.		NC	
Q49-2	BPK	A	FE	323	32.65	.	.	NC	
Q49-2	BPK	A	FE	324	30.47	.	.	NC	
Q49-2	BPK	A	FE	325	30.96			NC	
Q49-2	BPK	A	FE	326	30.15	.		NC	
Q49-2	BPK	A	FE	327	30.83	.		NC	
Q49-2	BPK	A	FE	328	46.84			NC	
Q49-2	BPK	A	FE	329	43.39			NC	
Q49-2	BPK	A	FE	330	38.51			NC	
Q49-2	BPK	A	FE	331	38.09	.		NC	
Q49-2	BPK	A	FE	332	37.51	.		NC	
Q49-2	BPK	A	FE	333	36.23			NC	
Q49-2	BPK	A	FE	334	34.48			NC	
Q49-2	BPK	A	FE	335	36.99			NC	
Q49-2	BPK	A	FE	336	35.59			NC	
Q49-2	BPK	A	FE	337	35.93			NC	
Q49-2	BPK	A	FE	338	38.08			NC	
Q49-2	BPK	A	FE	339	33.39			NC	
Q49-2	BPK	A	FE	340	30.34			NC	
Q49-2	BPK	A	FE	341	32.69			NC	
Q49-2	BPK	A	FE	342	37.93			NC	
Q49-2	BPK	A	FE	343	38.81		.	NC	
Q49-2	BPK	A	FE	344	37.97		.	NC	
Q49-2	BPK	A	FE	345	37.59			NC	
Q49-2	BPK	A	FE	346	35.37	.		NC	
Q49-2	BPK	A	FE	347	42.39	.		NC	
Q49-2	BPK	A	FE	348	34.97			NC	
Q49-2	BPK	A	FE	349	32.91			NC	
Q49-2	BPK	A	FE	350	39.75			NC	
Q49-2	BPK	A	FE	351	34.71			NC	
Q49-2	BPK	A	FE	352	33.28			NC	
Q49-2	BPK	A	FE	353	38.42			NC	
Q49-2	BPK	A	FE	354	31.83	.		NC	
Q49-2	BPK	A	FE	355	30.77	.		NC	
Q49-2	BPK	A	FE	356	35.53			NC	
Q49-2	BPK	A	FE	357	38.52			NC	
Q49-2	BPK	A	FE	358	37.12			NC	
Q49-2	BPK	A	FE	359	32.97			NC	
Q49-2	BPK	A	FE	360	33.39			NC	
Q49-2	BPK	A	FE	361	37.01			NC	
Q49-2	BPK	A	FE	362	37.86			NC	
Q49-2	BPK	A	FE	363	47.18			NC	
Q49-2	BPK	A	FE	364	46.63	.	.	NC	
Q49-2	BPK	A	FE	365	44.05		.	NC	
ST1375	BPK	B	FE	3	26.77	.		NC	
ST1376	BPK	B	FE	3	23.77			NC	
ST1692	BPK	B	FE	1	20.55	.		NC	
ST1692	BPK	B	FE	2	27.45	.		NC	
ST1692	BPK	B	FE	3	22.48			NC	
ST1886	BPK	B	FE	1	11.47	.		NC	
ST1886	BPK	B	FE	2	14.37	.		NC	
ST1886	BPK	B	FE	3	17.41	.		NC	
ST1691	DK		FE	1	62.30			NC	
ST1691	DK		FE	2	55.33			NC	
ST1691	DK		FE	3	93.41			NC	
Q49-3	PS		FE	1	82.52		.	NC	
Q49-3	PS		FE	2	61.78		.	NC	
Q49-3	PS		FE	3	72.02			NC	
Q49-3	PS		FE	4	64.67			NC	
Q49-3	PS		FE	5	54.58			NC	

Abbreviations Used in Listing:
VS = Long-Term Study, ST = Short-Term Study, Q49 = Selfmonitoring Data Question 49 Part A
NC = Non-Censored, ND = Non-Detect, MC = Mid-Censored, RC = Right-Censored
Sampling Day Long-Term Study = Weeks 1-9 Summer Sampling and 11-19 Winter Sampling)

Appendix K Listing 2

Production-Normalized Loadings Used in Limitations Development After Aggregation of Duplicates and Streams

CAS Number=1004 Analyte=Chemical Oxygen Demand Unit=KG/KKG
(continued)

Source	Subcategory	Option	Stream	Sampling Day	Prod. Norm. Loading	Prod. Norm. Loading L.B.	Prod. Norm. Loading U.B.	Measurement Type	SCC Qualifier
Q49-3	PS		FE	6	68.86	.	.	NC	
Q49-3	PS		FE	7	83.10		.	NC	
Q49-3	PS		FE	8	40.63	.	.	NC	
Q49-3	PS		FE	9	53.62		.	NC	
Q49-3	PS		FE	10	61.15		.	NC	
Q49-3	PS		FE	11	70.55		.	NC	
Q49-3	PS		FE	12	70.25	.	.	NC	
Q49-3	PS		FE	13	80.52	.		NC	
Q49-3	PS		FE	14	204.69	.	.	NC	
Q49-3	PS		FE	15	224.28	.		NC	
Q49-3	PS		FE	16	120.25	.	.	NC	
Q49-3	PS		FE	17	70.34	.		NC	
Q49-3	PS		FE	18	82.13			NC	
Q49-3	PS		FE	19	143.84	.		NC	
Q49-3	PS		FE	20	51.76			NC	
Q49-3	PS		FE	21	58.28			NC	
Q49-3	PS		FE	22	54.09			NC	
Q49-3	PS		FE	23	44.75			NC	
Q49-3	PS		FE	24	58.29	.	.	NC	
Q49-3	PS		FE	25	61.07		.	NC	
Q49-3	PS		FE	26	49.31	.	.	NC	
Q49-3	PS		FE	27	80.51			NC	
Q49-3	PS		FE	28	48.53		.	NC	
Q49-3	PS		FE	29	51.01			NC	
Q49-3	PS		FE	30	54.64		.	NC	
Q49-3	PS		FE	31	44.91	.	.	NC	
Q49-3	PS		FE	32	44.51		.	NC	
Q49-3	PS		FE	33	53.60		.	NC	
Q49-3	PS		FE	34	40.14		.	NC	
Q49-3	PS		FE	35	37.38			NC	
Q49-3	PS		FE	36	45.19	.	.	NC	
Q49-3	PS		FE	37	44.06			NC	
Q49-3	PS		FE	38	36.86			NC	
Q49-3	PS		FE	39	42.51		.	NC	
Q49-3	PS		FE	40	41.69			NC	
Q49-3	PS		FE	41	55.81			NC	
Q49-3	PS		FE	42	42.82			NC	
Q49-3	PS		FE	43	43.09			NC	
Q49-3	PS		FE	44	42.67			NC	
Q49-3	PS		FE	45	44.98			NC	
Q49-3	PS		FE	46	65.90			NC	
Q49-3	PS		FE	47	47.74			NC	
Q49-3	PS		FE	48	39.82	.		NC	
Q49-3	PS		FE	49	37.83	.		NC	
Q49-3	PS		FE	50	39.76		.	NC	
Q49-3	PS		FE	51	41.44			NC	
Q49-3	PS		FE	52	40.76	.		NC	
Q49-3	PS		FE	53	44.33	.		NC	
Q49-3	PS		FE	54	49.22	.		NC	
Q49-3	PS		FE	55	56.92			NC	
Q49-3	PS		FE	56	49.47	.	.	NC	
Q49-3	PS		FE	57	104.52			NC	
Q49-3	PS		FE	58	41.24			NC	
Q49-3	PS		FE	59	60.24	.		NC	
Q49-3	PS		FE	60	66.30	.		NC	
Q49-3	PS		FE	61	50.13		.	NC	
Q49-3	PS		FE	62	153.01			NC	
Q49-3	PS		FE	63	35.67	.		NC	
Q49-3	PS		FE	64	45.12			NC	
Q49-3	PS		FE	65	47.73	.		NC	
Q49-3	PS		FE	66	51.81			NC	
Q49-3	PS		FE	67	112.87			NC	
Q49-3	PS		FE	68	47.06			NC	
Q49-3	PS		FE	69	58.22		.	NC	
Q49-3	PS		FE	70	55.71			NC	
Q49-3	PS		FE	71	58.14			NC	
Q49-3	PS		FE	72	57.57			NC	
Q49-3	PS		FE	73	68.97			NC	
Q49-3	PS		FE	74	88.27	.	.	NC	
Q49-3	PS		FE	75	73.75	.	.	NC	
Q49-3	PS		FE	76	38.39	.		NC	
Q49-3	PS		FE	77	48.18	.	.	NC	
Q49-3	PS		FE	78	55.98	.	.	NC	
Q49-3	PS		FE	79	106.69	.	.	NC	
Q49-3	PS		FE	80	45.84			NC	
Q49-3	PS		FE	81	61.50		.	NC	
Q49-3	PS		FE	82	44.49		.	NC	
Q49-3	PS		FE	83	44.47	.		NC	
Q49-3	PS		FE	84	43.78	.	.	NC	
Q49-3	PS		FE	85	45.12		.	NC	
Q49-3	PS		FE	86	45.03			NC	
Q49-3	PS		FE	87	54.04		.	NC	
Q49-3	PS		FE	88	44.34		.	NC	
Q49-3	PS		FE	89	48.92	.	.	NC	
Q49-3	PS		FE	90	50.26	.		NC	
Q49-3	PS		FE	91	50.91			NC	
Q49-3	PS		FE	92	50.88	.	.	NC	
Q49-3	PS		FE	93	48.72		.	NC	
Q49-3	PS		FE	94	74.87	.		NC	

Abbreviations Used in Listing:
VS = Long-Term Study, ST = Short-Term Study, Q49 = Selfmonitoring Data Question 49 Part A
NC = Non-Censored, ND = Non-Detect, MC = Mid-Censored, RC = Right-Censored
Sampling Day Long-Term Study = Weeks 1-9 Summer Sampling and 11-19 Winter Sampling)

Appendix K Listing 2

Production-Normalized Loadings Used in Limitations Development After Aggregation of Duplicates and Streams

CAS Number=1004 Analyte=Chemical Oxygen Demand Unit=KG/KKG
(continued)

Source	Subcategory	Option	Stream	Sampling Day	Prod. Norm. Loading	Prod. Norm. Loading L.B.	Prod. Norm. Loading U.B.	Measurement Type	SCC Qualifier
Q49-3	PS		FE	95	47.97			NC	
Q49-3	PS		FE	96	67.35			NC	
Q49-3	PS		FE	97	35.90			NC	
Q49-3	PS		FE	98	48.74			NC	
Q49-3	PS		FE	99	51.02			NC	
Q49-3	PS		FE	100	57.19			NC	
Q49-3	PS		FE	101	100.52			NC	
Q49-3	PS		FE	102	57.88	.	.	NC	
Q49-3	PS		FE	103	45.71	.	.	NC	
Q49-3	PS		FE	104	47.56		.	NC	
Q49-3	PS		FE	105	45.96		.	NC	
Q49-3	PS		FE	106	51.36			NC	
Q49-3	PS		FE	107	48.45			NC	
Q49-3	PS		FE	108	48.80			NC	
Q49-3	PS		FE	109	56.32		.	NC	
Q49-3	PS		FE	110	48.75		.	NC	
Q49-3	PS		FE	111	51.33			NC	
Q49-3	PS		FE	112	68.00			NC	
Q49-3	PS		FE	113	72.35			NC	
Q49-3	PS		FE	114	67.62		.	NC	
Q49-3	PS		FE	115	54.01		.	NC	
Q49-3	PS		FE	116	56.10			NC	
Q49-3	PS		FE	117	77.86			NC	
Q49-3	PS		FE	118	48.28			NC	
Q49-3	PS		FE	119	46.95		.	NC	
Q49-3	PS		FE	120	46.67			NC	
Q49-3	PS		FE	121	45.68		.	NC	
Q49-3	PS		FE	122	43.77			NC	
Q49-3	PS		FE	123	53.01			NC	
Q49-3	PS		FE	124	49.62			NC	
Q49-3	PS		FE	125	56.34			NC	
Q49-3	PS		FE	126	181.87			NC	
Q49-3	PS		FE	127	98.43		.	NC	
Q49-3	PS		FE	128	126.79		.	NC	
Q49-3	PS		FE	129	268.51			NC	
Q49-3	PS		FE	130	86.61			NC	
Q49-3	PS		FE	131	65.98			NC	
Q49-3	PS		FE	132	54.65	.		NC	
Q49-3	PS		FE	133	59.70	.	.	NC	
Q49-3	PS		FE	134	88.30	.	.	NC	
Q49-3	PS		FE	135	102.79	.	.	NC	
Q49-3	PS		FE	136	114.38			NC	
Q49-3	PS		FE	137	83.65			NC	
Q49-3	PS		FE	138	249.19			NC	
Q49-3	PS		FE	139	64.23		.	NC	
Q49-3	PS		FE	140	81.19		.	NC	
Q49-3	PS		FE	141	134.60			NC	
Q49-3	PS		FE	142	121.96			NC	
Q49-3	PS		FE	143	76.29			NC	
Q49-3	PS		FE	144	70.40			NC	
Q49-3	PS		FE	145	70.82			NC	
Q49-3	PS		FE	146	110.36			NC	
Q49-3	PS		FE	147	84.37			NC	
Q49-3	PS		FE	148	61.37			NC	
Q49-3	PS		FE	149	83.41	.		NC	
Q49-3	PS		FE	150	42.14			NC	
Q49-3	PS		FE	151	79.93			NC	
Q49-3	PS		FE	152	51.56	.		NC	
Q49-3	PS		FE	153	42.55	.		NC	
Q49-3	PS		FE	154	40.22	.		NC	
Q49-3	PS		FE	155	47.67			NC	
Q49-3	PS		FE	156	66.37			NC	
Q49-3	PS		FE	157	55.63			NC	
Q49-3	PS		FE	158	74.40			NC	
Q49-3	PS		FE	159	51.78			NC	
Q49-3	PS		FE	160	44.83			NC	
Q49-3	PS		FE	161	52.38			NC	
Q49-3	PS		FE	162	54.42			NC	
Q49-3	PS		FE	163	50.80	.		NC	
Q49-3	PS		FE	164	49.35	.		NC	
Q49-3	PS		FE	165	41.91	.		NC	
Q49-3	PS		FE	166	40.29			NC	
Q49-3	PS		FE	167	43.13	.		NC	
Q49-3	PS		FE	168	51.12			NC	
Q49-3	PS		FE	169	51.94			NC	
Q49-3	PS		FE	170	47.52	.		NC	
Q49-3	PS		FE	171	47.47	.		NC	
Q49-3	PS		FE	172	51.73	.		NC	
Q49-3	PS		FE	173	46.29	.		NC	
Q49-3	PS		FE	174	55.22			NC	
Q49-3	PS		FE	175	51.94	.		NC	
Q49-3	PS		FE	176	52.13		.	NC	
Q49-3	PS		FE	177	58.14		.	NC	
Q49-3	PS		FE	178	65.48	.		NC	
Q49-3	PS		FE	179	84.37		.	NC	
Q49-3	PS		FE	180	51.24		.	NC	
Q49-3	PS		FE	181	61.71	.		NC	
Q49-3	PS		FE	182	63.63			NC	
Q49-4	UK		FE	1	31.31	.		NC	

Abbreviations Used in Listing:
VS = Long-Term Study, ST = Short-Term Study, Q49 = Selfmonitoring Data Question 49 Part A
NC = Non-Censored, ND = Non-Detect, MC = Mid-Censored, RC = Right-Censored
Sampling Day Long-Term Study = Weeks 1-9 Summer Sampling and 11-19 Winter Sampling)

Appendix K Listing 2

Production-Normalized Loadings Used in Limitations Development After Aggregation of Duplicates and Streams

CAS Number=1004 Analyte=Chemical Oxygen Demand Unit=KG/KKG
(continued)

Source	Subcategory	Option	Stream	Sampling Day	Prod. Norm. Loading	Prod. Norm. Loading L.B.	Prod. Norm. Loading U.B.	Measurement Type	SCC Qualifier
Q49-4	UK		FE	2	28.70	.	.	NC	
Q49-4	UK		FE	3	26.09	.	.	NC	
Q49-4	UK		FE	4	26.09	.	.	NC	
Q49-4	UK		FE	5	27.40		.	NC	
Q49-4	UK		FE	6	27.40	.	.	NC	
Q49-4	UK		FE	7	27.40	.	.	NC	
Q49-4	UK		FE	8	26.61		.	NC	
Q49-4	UK		FE	9	26.61	.		NC	
Q49-4	UK		FE	10	26.09	.	.	NC	
Q49-4	UK		FE	11	26.09	.		NC	
Q49-4	UK		FE	12	26.09	.	.	NC	
Q49-4	UK		FE	13	26.09	.		NC	
Q49-4	UK		FE	14	23.48		.	NC	
Q49-4	UK		FE	15	26.09	.		NC	
Q49-4	UK		FE	16	28.70		.	NC	
Q49-4	UK		FE	17	26.09		.	NC	
Q49-4	UK		FE	18	26.09		.	NC	
Q49-4	UK		FE	19	26.09			NC	
Q49-4	UK		FE	20	26.09	.		NC	
Q49-4	UK		FE	21	26.09			NC	
Q49-4	UK		FE	22	26.61			NC	
Q49-4	UK		FE	23	25.76			NC	
Q49-4	UK		FE	24	25.76			NC	
Q49-4	UK		FE	25	27.05			NC	
Q49-4	UK		FE	26	26.28	.		NC	
Q49-4	UK		FE	27	25.76			NC	
Q49-4	UK		FE	28	25.76			NC	
Q49-4	UK		FE	29	26.28	.	.	NC	
Q49-4	UK		FE	30	26.28	.		NC	
Q49-4	UK		FE	31	26.28	.		NC	
Q49-4	UK		FE	32	26.28	.		NC	
Q49-4	UK		FE	33	25.76	.		NC	
Q49-4	UK		FE	34	25.76	.		NC	
Q49-4	UK		FE	35	25.76	.	.	NC	
Q49-4	UK		FE	36	25.76			NC	
Q49-4	UK		FE	37	25.76			NC	
Q49-4	UK		FE	38	26.28	.		NC	
Q49-4	UK		FE	39	27.05			NC	
Q49-4	UK		FE	40	26.28			NC	
Q49-4	UK		FE	41	26.28			NC	
Q49-4	UK		FE	42	26.28			NC	
Q49-4	UK		FE	43	23.41	.		NC	
Q49-4	UK		FE	44	22.95	.		NC	
Q49-4	UK		FE	45	22.95	.		NC	
Q49-4	UK		FE	46	22.95			NC	
Q49-4	UK		FE	47	22.50			NC	
Q49-4	UK		FE	48	22.50	.		NC	
Q49-4	UK		FE	49	22.95			NC	
Q49-4	UK		FE	50	22.95			NC	
Q49-4	UK		FE	51	22.50			NC	
Q49-4	UK		FE	52	22.95	.		NC	
Q49-4	UK		FE	53	23.41	.		NC	
Q49-4	UK		FE	54	22.95			NC	
Q49-4	UK		FE	55	22.95		.	NC	
Q49-4	UK		FE	56	22.95	.		NC	
Q49-4	UK		FE	57	23.41	.	.	NC	
Q49-4	UK		FE	58	22.95	.		NC	
Q49-4	UK		FE	59	22.95			NC	
Q49-4	UK		FE	60	22.95	.		NC	
Q49-4	UK		FE	61	22.95			NC	
Q49-4	UK		FE	62	22.95			NC	
Q49-4	UK		FE	63	22.95	.		NC	
Q49-4	UK		FE	64	22.50			NC	
Q49-4	UK		FE	65	22.50			NC	
Q49-4	UK		FE	66	21.85			NC	
Q49-4	UK		FE	67	20.06			NC	
Q49-4	UK		FE	68	20.06			NC	
Q49-4	UK		FE	69	20.06	.		NC	
Q49-4	UK		FE	70	20.06			NC	
Q49-4	UK		FE	71	21.85			NC	
Q49-4	UK		FE	72	21.18			NC	
Q49-4	UK		FE	73	21.85	.	.	NC	
Q49-4	UK		FE	74	23.41			NC	
Q49-4	UK		FE	75	20.06	.	.	NC	
Q49-4	UK		FE	76	20.06			NC	
Q49-4	UK		FE	77	21.85		.	NC	
Q49-4	UK		FE	78	21.85			NC	
Q49-4	UK		FE	79	21.18	.		NC	
Q49-4	UK		FE	80	21.18			NC	
Q49-4	UK		FE	81	20.06		.	NC	
Q49-4	UK		FE	82	21.18	.	.	NC	
Q49-4	UK		FE	83	20.06		.	NC	
Q49-4	UK		FE	84	22.29	.	.	NC	
Q49-4	UK		FE	85	20.06			NC	
Q49-4	UK		FE	86	22.44	.	.	NC	
Q49-4	UK		FE	87	22.44	.		NC	
Q49-4	UK		FE	88	19.95			NC	
Q49-4	UK		FE	89	23.69			NC	
Q49-4	UK		FE	90	22.44			NC	

Abbreviations Used in Listing:
VS = Long-Term Study, ST = Short-Term Study, Q49 = Selfmonitoring Data Question 49 Part A
NC = Non-Censored, ND = Non-Detect, MC = Mid-Censored, RC = Right-Censored
Sampling Day Long-Term Study = Weeks 1-9 Summer Sampling and 11-19 Winter Sampling)

Appendix K Listing 2

Production-Normalized Loadings Used in Limitations Development After Aggregation of Duplicates and Streams

CAS Number=1004 Analyte=Chemical Oxygen Demand Unit=KG/KKG
(continued)

Source	Subcategory	Option	Stream	Sampling Day	Prod. Norm. Loading	Prod. Norm. Loading L.B.	Prod. Norm. Loading U.B.	Measurement Type	SCC Qualifier
Q49-4	UK		FE	91	22.44			NC	
Q49-4	UK		FE	92	22.44		.	NC	
Q49-4	UK		FE	93	22.44		.	NC	
Q49-4	UK		FE	94	22.44		.	NC	
Q49-4	UK		FE	95	22.44		.	NC	
Q49-4	UK		FE	96	21.20		.	NC	
Q49-4	UK		FE	97	21.94	.	.	NC	
Q49-4	UK		FE	98	18.95		.	NC	
Q49-4	UK		FE	99	22.44		.	NC	
Q49-4	UK		FE	100	22.44	.	.	NC	
Q49-4	UK		FE	101	22.44			NC	
Q49-4	UK		FE	102	22.44			NC	
Q49-4	UK		FE	103	27.43			NC	
Q49-4	UK		FE	104	27.43	.		NC	
Q49-4	UK		FE	105	9.97	.		NC	
Q49-4	UK		FE	106	17.46	.		NC	
Q49-4	UK		FE	107	24.44	.		NC	
Q49-4	UK		FE	108	17.46	.		NC	
Q49-4	UK		FE	109	20.81	.		NC	
Q49-4	UK		FE	110	20.81	.		NC	
Q49-4	UK		FE	111	22.29			NC	
Q49-4	UK		FE	112	22.29			NC	
Q49-4	UK		FE	113	22.29			NC	
Q49-4	UK		FE	114	22.29			NC	
Q49-4	UK		FE	115	23.78			NC	
Q49-4	UK		FE	116	23.78			NC	
Q49-4	UK		FE	117	23.78			NC	
Q49-4	UK		FE	118	23.78			NC	
Q49-4	UK		FE	119	23.78			NC	
Q49-4	UK		FE	120	23.19			NC	
Q49-4	UK		FE	121	20.81			NC	
Q49-4	UK		FE	122	19.32			NC	
Q49-4	UK		FE	123	20.81			NC	
Q49-4	UK		FE	124	20.81			NC	
Q49-4	UK		FE	125	23.78			NC	
Q49-4	UK		FE	126	28.24			NC	
Q49-4	UK		FE	127	23.78	.		NC	
Q49-4	UK		FE	128	23.78	.		NC	
Q49-4	UK		FE	129	22.29			NC	
Q49-4	UK		FE	130	23.78	.	.	NC	
Q49-4	UK		FE	131	5.85	.	.	NC	
Q49-4	UK		FE	132	20.46	.	.	NC	
Q49-4	UK		FE	133	11.69	.	.	NC	
Q49-4	UK		FE	134	5.85			NC	
Q49-4	UK		FE	135	5.85			NC	
Q49-4	UK		FE	136	5.85			NC	
Q49-4	UK		FE	137	11.69			NC	
Q49-4	UK		FE	138	8.77			NC	
Q49-4	UK		FE	139	20.46			NC	
Q49-4	UK		FE	140	19.00			NC	
Q49-4	UK		FE	141	20.46			NC	
Q49-4	UK		FE	142	20.46			NC	
Q49-4	UK		FE	143	20.46			NC	
Q49-4	UK		FE	144	20.46			NC	
Q49-4	UK		FE	145	20.46			NC	
Q49-4	UK		FE	146	20.46			NC	
Q49-4	UK		FE	147	20.46			NC	
Q49-4	UK		FE	148	21.05			NC	
Q49-4	UK		FE	149	19.00			NC	
Q49-4	UK		FE	150	19.00	.	.	NC	
Q49-4	UK		FE	151	29.81	.	.	NC	
Q49-4	UK		FE	152	23.29		.	NC	
Q49-4	UK		FE	153	23.29		.	NC	
Q49-4	UK		FE	154	22.35			NC	
Q49-4	UK		FE	155	23.29			NC	
Q49-4	UK		FE	156	24.22			NC	
Q49-4	UK		FE	157	21.73			NC	
Q49-4	UK		FE	158	22.35			NC	
Q49-4	UK		FE	159	21.73			NC	
Q49-4	UK		FE	160	21.73			NC	
Q49-4	UK		FE	161	21.73			NC	
Q49-4	UK		FE	162	23.29			NC	
Q49-4	UK		FE	163	24.22			NC	
Q49-4	UK		FE	164	21.73			NC	
Q49-4	UK		FE	165	23.29			NC	
Q49-4	UK		FE	166	24.22			NC	
Q49-4	UK		FE	167	24.22			NC	
Q49-4	UK		FE	168	24.84			NC	
Q49-4	UK		FE	169	24.22	.		NC	
Q49-4	UK		FE	170	23.29	.		NC	
Q49-4	UK		FE	171	15.52	.	.	NC	
Q49-4	UK		FE	172	24.84	.	.	NC	
Q49-4	UK		FE	173	24.84			NC	
Q49-4	UK		FE	174	24.84			NC	
Q49-4	UK		FE	175	19.92		.	NC	
Q49-4	UK		FE	176	18.81			NC	
Q49-4	UK		FE	177	17.70			NC	
Q49-4	UK		FE	178	18.59		.	NC	
Q49-4	UK		FE	179	17.70			NC	

Abbreviations Used in Listing:
VS = Long-Term Study, ST = Short-Term Study, Q49 = Selfmonitoring Data Question 49 Part A
NC = Non-Censored, ND = Non-Detect, MC = Mid-Censored, RC = Right-Censored
Sampling Day Long-Term Study = Weeks 1-9 Summer Sampling and 11-19 Winter Sampling)

Appendix K Listing 2

Production-Normalized Loadings Used in Limitations Development After Aggregation of Duplicates and Streams

CAS Number=1004 Analyte=Chemical Oxygen Demand Unit=KG/KKG
(continued)

Source	Subcategory	Option	Stream	Sampling Day	Prod. Norm. Loading	Prod. Norm. Loading L.B.	Prod. Norm. Loading U.B.	Measurement Type	SCC Qualifier
Q49-4	UK		FE	180	17.26		.	NC	
Q49-4	UK		FE	181	17.26	.	.	NC	
Q49-4	UK		FE	182	17.70	.	.	NC	
Q49-4	UK		FE	183	17.26		.	NC	
Q49-4	UK		FE	184	17.26		.	NC	
Q49-4	UK		FE	185	17.70		.	NC	
Q49-4	UK		FE	186	17.26		.	NC	
Q49-4	UK		FE	187	17.70	.	.	NC	
Q49-4	UK		FE	188	18.15		.	NC	
Q49-4	UK		FE	189	17.70	.		NC	
Q49-4	UK		FE	190	17.70	.	.	NC	
Q49-4	UK		FE	191	17.26		.	NC	
Q49-4	UK		FE	192	18.59	.	.	NC	
Q49-4	UK		FE	193	18.15	.		NC	
Q49-4	UK		FE	194	18.15	.	.	NC	
Q49-4	UK		FE	195	18.15	.		NC	
Q49-4	UK		FE	196	17.75	.	.	NC	
Q49-4	UK		FE	197	17.34			NC	
Q49-4	UK		FE	198	17.34	.	.	NC	
Q49-4	UK		FE	199	18.58	.	.	NC	
Q49-4	UK		FE	200	19.40			NC	
Q49-4	UK		FE	201	17.55			NC	
Q49-4	UK		FE	202	16.51			NC	
Q49-4	UK		FE	203	18.17			NC	
Q49-4	UK		FE	204	18.17	.		NC	
Q49-4	UK		FE	205	17.55			NC	
Q49-4	UK		FE	206	16.93			NC	
Q49-4	UK		FE	207	18.58	.		NC	
Q49-4	UK		FE	208	18.58	.		NC	
Q49-4	UK		FE	209	19.82			NC	
Q49-4	UK		FE	210	20.23	.		NC	
Q49-4	UK		FE	211	18.58			NC	
Q49-4	UK		FE	212	18.58			NC	
Q49-4	UK		FE	213	20.23			NC	
Q49-4	UK		FE	214	18.58			NC	
Q49-4	UK		FE	215	18.58	.		NC	
Q49-4	UK		FE	216	18.58	.	.	NC	
Q49-4	UK		FE	217	19.02	.		NC	
Q49-4	UK		FE	218	19.02	.	.	NC	
Q49-4	UK		FE	219	20.08		.	NC	
Q49-4	UK		FE	220	19.02		.	NC	
Q49-4	UK		FE	221	19.02		.	NC	
Q49-4	UK		FE	222	20.08			NC	
Q49-4	UK		FE	223	19.02			NC	
Q49-4	UK		FE	224	20.08			NC	
Q49-4	UK		FE	225	19.02			NC	
Q49-4	UK		FE	226	19.02			NC	
Q49-4	UK		FE	227	19.45			NC	
Q49-4	UK		FE	228	19.02			NC	
Q49-4	UK		FE	229	20.08	.		NC	
Q49-4	UK		FE	230	19.45	.		NC	
Q49-4	UK		FE	231	19.02	.		NC	
Q49-4	UK		FE	232	16.84	.	.	NC	
Q49-4	UK		FE	233	16.51	.		NC	
Q49-4	UK		FE	234	14.72	.	.	NC	
Q49-4	UK		FE	235	16.84	.	.	NC	
Q49-4	UK		FE	236	16.24	.	.	NC	
Q49-4	UK		FE	237	17.52	.	.	NC	
Q49-5	UK		FE	1	8.72			NC	
Q49-5	UK		FE	2	11.93	.	.	NC	
Q49-5	UK		FE	3	13.59		.	NC	
Q49-5	UK		FE	4	22.79	.	.	NC	
Q49-5	UK		FE	5	16.05	.		NC	
Q49-5	UK		FE	6	14.73		.	NC	
Q49-5	UK		FE	7	15.29		.	NC	
Q49-5	UK		FE	8	16.04		.	NC	
Q49-5	UK		FE	9	19.99		.	NC	
Q49-5	UK		FE	10	17.61			NC	
Q49-5	UK		FE	11	12.19	.	.	NC	
Q49-5	UK		FE	12	14.05	.		NC	
Q49-5	UK		FE	13	14.63		.	NC	
Q49-5	UK		FE	14	13.24			NC	
Q49-5	UK		FE	15	11.62	.	.	NC	
Q49-5	UK		FE	16	14.07	.	.	NC	
Q49-5	UK		FE	17	12.17	.	.	NC	
Q49-5	UK		FE	18	14.60	.	.	NC	
Q49-5	UK		FE	19	13.04		.	NC	
Q49-5	UK		FE	20	12.46			NC	
Q49-5	UK		FE	21	16.66	.	.	NC	
Q49-5	UK		FE	22	13.66	.	.	NC	
Q49-5	UK		FE	23	16.96	.	.	NC	
Q49-5	UK		FE	24	20.48	.	.	NC	
Q49-5	UK		FE	25	17.02	.	.	NC	
Q49-5	UK		FE	26	20.38	.	.	NC	
Q49-5	UK		FE	27	20.94			NC	
Q49-5	UK		FE	28	26.38		.	NC	
Q49-5	UK		FE	29	23.81	.	.	NC	
Q49-5	UK		FE	30	20.88		.	NC	
Q49-5	UK		FE	31	23.95	.	.	NC	

Abbreviations Used in Listing:
VS = Long-Term Study, ST = Short-Term Study, Q49 = Selfmonitoring Data Question 49 Part A
NC = Non-Censored, ND = Non-Detect, MC = Mid-Censored, RC = Right-Censored
Sampling Day Long-Term Study = Weeks 1-9 Summer Sampling and 11-19 Winter Sampling)

Appendix K Listing 2

Production-Normalized Loadings Used in Limitations Development After Aggregation of Duplicates and Streams

CAS Number=1004 Analyte=Chemical Oxygen Demand Unit=KG/KKG
(continued)

Source	Subcategory	Option	Stream	Sampling Day	Prod. Norm. Loading	Prod. Norm. Loading L.B.	Prod. Norm. Loading U.B.	Measurement Type	SCC Qualifier
Q49-5	UK		FE	32	15.31			NC	
Q49-5	UK		FE	33	16.23			NC	
Q49-5	UK		FE	34	23.95	.		NC	
Q49-5	UK		FE	35	20.88	.		NC	
Q49-5	UK		FE	36	21.71	.	.	NC	
Q49-5	UK		FE	37	28.45	.	.	NC	
Q49-5	UK		FE	38	37.94	.		NC	
Q49-5	UK		FE	39	31.61	.		NC	
Q49-5	UK		FE	40	35.22	.		NC	
Q49-5	UK		FE	41	28.58	.	.	NC	
Q49-5	UK		FE	42	39.32	.	.	NC	
Q49-5	UK		FE	43	70.79	.		NC	
Q49-5	UK		FE	44	79.58	.		NC	
Q49-5	UK		FE	45	32.66	.		NC	
Q49-5	UK		FE	46	19.44			NC	
Q49-5	UK		FE	47	15.59			NC	
Q49-5	UK		FE	48	21.71	.		NC	
Q49-5	UK		FE	49	11.93	.		NC	
Q49-5	UK		FE	50	11.80	.		NC	
Q49-5	UK		FE	51	17.27	.		NC	
Q49-5	UK		FE	52	20.14	.		NC	
Q49-5	UK		FE	53	15.28			NC	
Q49-5	UK		FE	54	14.65			NC	
Q49-5	UK		FE	55	15.24			NC	
Q49-5	UK		FE	56	21.08	.		NC	
Q49-5	UK		FE	57	16.71			NC	
Q49-5	UK		FE	58	20.22	.		NC	
Q49-5	UK		FE	59	18.68	.	.	NC	
Q49-5	UK		FE	60	11.76	.	.	NC	
Q49-5	UK		FE	61	17.16	.	.	NC	
Q49-5	UK		FE	62	31.15	.	.	NC	
Q49-5	UK		FE	63	24.95	.	.	NC	
Q49-5	UK		FE	64	28.62	.	.	NC	
Q49-5	UK		FE	65	15.36	.		NC	
Q49-5	UK		FE	66	16.10			NC	
Q49-5	UK		FE	67	21.59			NC	
Q49-5	UK		FE	68	23.14	.	.	NC	
Q49-5	UK		FE	69	20.44	.	.	NC	
Q49-5	UK		FE	70	26.58		.	NC	
Q49-5	UK		FE	71	22.63		.	NC	
Q49-5	UK		FE	72	17.56			NC	
Q49-5	UK		FE	73	20.57			NC	
Q49-5	UK		FE	74	32.73			NC	
Q49-5	UK		FE	75	17.34	.		NC	
Q49-5	UK		FE	76	19.60	.		NC	
Q49-5	UK		FE	77	19.39			NC	
Q49-5	UK		FE	78	30.99	.		NC	
Q49-5	UK		FE	79	27.85	.		NC	
Q49-5	UK		FE	80	18.56		.	NC	
Q49-5	UK		FE	81	15.90		.	NC	
Q49-5	UK		FE	82	15.14		.	NC	
Q49-5	UK		FE	83	12.27		.	NC	
Q49-5	UK		FE	84	15.66		.	NC	
Q49-5	UK		FE	85	12.70			NC	
Q49-5	UK		FE	86	21.73			NC	
Q49-5	UK		FE	87	19.78			NC	
Q49-5	UK		FE	88	18.68	.		NC	
Q49-5	UK		FE	89	23.05	.		NC	
Q49-5	UK		FE	90	21.38			NC	
Q49-5	UK		FE	91	22.78			NC	
Q49-5	UK		FE	92	26.26			NC	
Q49-5	UK		FE	93	21.64			NC	
Q49-5	UK		FE	94	17.89			NC	
Q49-5	UK		FE	95	25.01		.	NC	
Q49-5	UK		FE	96	22.59		.	NC	
Q49-5	UK		FE	97	32.78			NC	
Q49-5	UK		FE	98	17.08			NC	
Q49-5	UK		FE	99	23.08			NC	
Q49-5	UK		FE	100	17.30	.	.	NC	
Q49-5	UK		FE	101	16.99	.	.	NC	
Q49-5	UK		FE	102	28.50	.		NC	
Q49-5	UK		FE	103	17.38		.	NC	
Q49-5	UK		FE	104	13.02		.	NC	
Q49-5	UK		FE	105	17.05			NC	
Q49-5	UK		FE	106	15.21	.		NC	
Q49-5	UK		FE	107	18.20	.		NC	
Q49-5	UK		FE	108	15.29		.	NC	
Q49-5	UK		FE	109	13.04	.	.	NC	
Q49-5	UK		FE	110	10.48	.		NC	
Q49-5	UK		FE	111	14.27			NC	
Q49-5	UK		FE	112	14.35	.		NC	
Q49-5	UK		FE	113	20.54	.		NC	
Q49-5	UK		FE	114	13.32			NC	
Q49-5	UK		FE	115	11.60			NC	
Q49-5	UK		FE	116	16.10			NC	
Q49-5	UK		FE	117	29.07	.		NC	
Q49-5	UK		FE	118	16.62	.		NC	
Q49-5	UK		FE	119	18.47		.	NC	
Q49-5	UK		FE	120	19.27		.	NC	

Abbreviations Used in Listing:
VS = Long-Term Study, ST = Short-Term Study, Q49 = Selfmonitoring Data Question 49 Part A
NC = Non-Censored, ND = Non-Detect, MC = Mid-Censored, RC = Right-Censored
Sampling Day Long-Term Study = Weeks 1-9 Summer Sampling and 11-19 Winter Sampling)

Appendix K Listing 2

Production-Normalized Loadings Used in Limitations Development After Aggregation of Duplicates and Streams

CAS Number=1004 Analyte=Chemical Oxygen Demand Unit=KG/KKG
(continued)

Source	Subcategory	Option	Stream	Sampling Day	Prod. Norm. Loading	Prod. Norm. Loading L.B.	Prod. Norm. Loading U.B.	Measurement Type	SCC Qualifier
Q49-5	UK		FE	121	18.07			NC	
Q49-5	UK		FE	122	15.20			NC	
Q49-5	UK		FE	123	20.28	.		NC	
Q49-5	UK		FE	124	31.17	.	.	NC	
Q49-5	UK		FE	125	25.59	.		NC	
Q49-5	UK		FE	126	31.86	.	.	NC	
Q49-5	UK		FE	127	15.69	.	.	NC	
Q49-5	UK		FE	128	12.00	.	.	NC	
Q49-5	UK		FE	129	29.18	.	.	NC	
Q49-5	UK		FE	130	19.97	.	.	NC	
Q49-5	UK		FE	131	34.56		.	NC	
Q49-5	UK		FE	132	31.14	.		NC	
Q49-5	UK		FE	133	21.64		.	NC	
Q49-5	UK		FE	134	15.66	.	.	NC	
Q49-5	UK		FE	135	19.67	.		NC	
Q49-5	UK		FE	136	20.77	.	.	NC	
Q49-5	UK		FE	137	14.36	.		NC	
Q49-5	UK		FE	138	19.61	.		NC	
Q49-5	UK		FE	139	20.37		.	NC	
Q49-5	UK		FE	140	24.29	.	.	NC	
Q49-5	UK		FE	141	21.03	.	.	NC	
Q49-5	UK		FE	142	21.98	.	.	NC	
Q49-5	UK		FE	143	22.86	.		NC	
Q49-5	UK		FE	144	16.76			NC	
Q49-5	UK		FE	145	17.15	.	.	NC	
Q49-5	UK		FE	146	30.80		.	NC	
Q49-5	UK		FE	147	17.54			NC	
Q49-5	UK		FE	148	12.73			NC	
Q49-5	UK		FE	149	17.25		.	NC	
Q49-5	UK		FE	150	18.42			NC	
Q49-5	UK		FE	151	15.80			NC	
Q49-5	UK		FE	152	19.88			NC	
Q49-5	UK		FE	153	17.71		.	NC	
Q49-5	UK		FE	154	20.61			NC	
Q49-5	UK		FE	155	18.18		.	NC	
Q49-5	UK		FE	156	18.24	.		NC	
Q49-5	UK		FE	157	21.08			NC	
Q49-5	UK		FE	158	18.68			NC	
Q49-5	UK		FE	159	15.65		.	NC	
Q49-5	UK		FE	160	13.35			NC	
Q49-5	UK		FE	161	19.10	.	.	NC	
Q49-5	UK		FE	162	27.01			NC	
Q49-5	UK		FE	163	31.17			NC	
Q49-5	UK		FE	164	17.10		.	NC	
Q49-5	UK		FE	165	18.96			NC	
Q49-5	UK		FE	166	23.11			NC	
Q49-5	UK		FE	167	21.96			NC	
Q49-5	UK		FE	168	25.61			NC	
Q49-5	UK		FE	169	21.42			NC	
Q49-5	UK		FE	170	17.05			NC	
Q49-5	UK		FE	171	18.21			NC	
Q49-5	UK		FE	172	26.87			NC	
Q49-5	UK		FE	173	40.67			NC	
Q49-5	UK		FE	174	20.20			NC	
Q49-5	UK		FE	175	14.18	.		NC	
Q49-5	UK		FE	176	20.05			NC	
Q49-5	UK		FE	177	17.91			NC	
Q49-5	UK		FE	178	16.20		.	NC	
Q49-5	UK		FE	179	10.76			NC	
Q49-5	UK		FE	180	18.94	.		NC	
Q49-5	UK		FE	181	16.73	.		NC	
Q49-5	UK		FE	182	18.94			NC	
Q49-5	UK		FE	183	19.89	.		NC	
Q49-5	UK		FE	184	13.15	.		NC	
Q49-5	UK		FE	185	57.84			NC	
Q49-5	UK		FE	186	33.20			NC	
Q49-5	UK		FE	187	37.84			NC	
Q49-5	UK		FE	188	17.15			NC	
Q49-5	UK		FE	189	42.75	.		NC	
Q49-5	UK		FE	190	25.74			NC	
Q49-5	UK		FE	191	14.37			NC	
Q49-5	UK		FE	192	17.80			NC	
Q49-5	UK		FE	193	18.11			NC	
Q49-5	UK		FE	194	20.91			NC	
Q49-5	UK		FE	195	24.07			NC	
Q49-5	UK		FE	196	13.21			NC	
Q49-5	UK		FE	197	17.33		.	NC	
Q49-5	UK		FE	198	14.87			NC	
Q49-5	UK		FE	199	27.20			NC	
Q49-5	UK		FE	200	21.77			NC	
Q49-5	UK		FE	201	20.49			NC	
Q49-5	UK		FE	202	21.61			NC	
Q49-5	UK		FE	203	20.66	.		NC	
Q49-5	UK		FE	204	16.80	.		NC	
Q49-5	UK		FE	205	16.56			NC	
Q49-5	UK		FE	206	13.89		.	NC	
Q49-5	UK		FE	207	12.15	.		NC	
Q49-5	UK		FE	208	8.20			NC	
Q49-5	UK		FE	209	13.13		.	NC	

Abbreviations Used in Listing:
VS = Long-Term Study, ST = Short-Term Study, Q49 = Selfmonitoring Data Question 49 Part A
NC = Non-Censored, ND = Non-Detect, MC = Mid-Censored, RC = Right-Censored
Sampling Day Long-Term Study = Weeks 1-9 Summer Sampling and 11-19 Winter Sampling)

Appendix K Listing 2

Production-Normalized Loadings Used in Limitations Development After Aggregation of Duplicates and Streams

CAS Number=1004 Analyte=Chemical Oxygen Demand Unit=KG/KKG
(continued)

Source	Subcategory	Option	Stream	Sampling Day	Prod. Norm. Loading	Prod. Norm. Loading L.B.	Prod. Norm. Loading U.B.	Measurement Type	SCC Qualifier
Q49-5	UK		FE	210	11.69			NC	
Q49-5	UK		FE	211	10.69		.	NC	
Q49-5	UK		FE	212	9.12		.	NC	
Q49-5	UK		FE	213	10.73			NC	
Q49-5	UK		FE	214	15.08			NC	
Q49-5	UK		FE	215	18.71			NC	
Q49-5	UK		FE	216	16.23			NC	
Q49-5	UK		FE	217	20.29			NC	
Q49-5	UK		FE	218	20.13			NC	
Q49-5	UK		FE	219	15.29			NC	
Q49-5	UK		FE	220	12.19			NC	
Q49-5	UK		FE	221	9.80			NC	
Q49-5	UK		FE	222	13.62			NC	
Q49-5	UK		FE	223	12.43			NC	
Q49-5	UK		FE	224	24.10			NC	
Q49-5	UK		FE	225	21.06			NC	
Q49-5	UK		FE	226	28.19			NC	
Q49-5	UK		FE	227	20.39		.	NC	
Q49-5	UK		FE	228	9.64		.	NC	
Q49-5	UK		FE	229	18.67	.		NC	
Q49-5	UK		FE	230	38.98	.		NC	
Q49-5	UK		FE	231	25.15			NC	
Q49-5	UK		FE	232	30.11			NC	
Q49-5	UK		FE	233	34.65			NC	
Q49-5	UK		FE	234	23.61	.		NC	
Q49-5	UK		FE	235	24.74	.		NC	
Q49-5	UK		FE	236	22.13			NC	
Q49-5	UK		FE	237	18.60		.	NC	
Q49-5	UK		FE	238	17.45		.	NC	
Q49-5	UK		FE	239	16.48			NC	
Q49-5	UK		FE	240	12.00			NC	
Q49-5	UK		FE	241	11.78			NC	
Q49-5	UK		FE	242	13.33	.	.	NC	
Q49-5	UK		FE	243	21.14	.	.	NC	
Q49-5	UK		FE	244	14.88	.	.	NC	
Q49-5	UK		FE	245	13.45	.		NC	
Q49-5	UK		FE	246	21.57			NC	
Q49-5	UK		FE	247	12.98		.	NC	
Q49-5	UK		FE	248	31.28		.	NC	
Q49-5	UK		FE	249	19.06	.		NC	
Q49-5	UK		FE	250	28.41	.		NC	
Q49-5	UK		FE	251	23.66			NC	
Q49-5	UK		FE	252	15.56	.		NC	
Q49-5	UK		FE	253	22.49	.		NC	
Q49-5	UK		FE	254	18.51			NC	
Q49-5	UK		FE	255	11.23	.	.	NC	
Q49-5	UK		FE	256	10.38	.	.	NC	
Q49-5	UK		FE	257	17.56	.		NC	
Q49-5	UK		FE	258	15.06			NC	
Q49-5	UK		FE	259	10.78			NC	
Q49-5	UK		FE	260	15.14	.		NC	
Q49-5	UK		FE	261	17.11	.		NC	
Q49-5	UK		FE	262	17.76			NC	
Q49-5	UK		FE	263	21.07			NC	
Q49-5	UK		FE	264	34.34	.		NC	
Q49-5	UK		FE	265	20.88			NC	
Q49-5	UK		FE	266	24.52			NC	
Q49-5	UK		FE	267	22.65			NC	
Q49-5	UK		FE	268	24.03			NC	
Q49-5	UK		FE	269	13.72			NC	
Q49-5	UK		FE	270	20.44			NC	
Q49-5	UK		FE	271	15.88			NC	
Q49-5	UK		FE	272	13.85	.		NC	
Q49-5	UK		FE	273	9.55			NC	
Q49-5	UK		FE	274	17.43			NC	
Q49-5	UK		FE	275	13.70			NC	
Q49-5	UK		FE	276	11.82			NC	
Q49-5	UK		FE	277	16.34			NC	
Q49-5	UK		FE	278	21.35			NC	
Q49-5	UK		FE	279	20.63	.		NC	
Q49-5	UK		FE	280	13.23			NC	
Q49-5	UK		FE	281	7.82			NC	
Q49-5	UK		FE	282	12.47	.		NC	
Q49-5	UK		FE	283	17.51	.		NC	
Q49-5	UK		FE	284	21.34		.	NC	
Q49-5	UK		FE	285	21.95		.	NC	
Q49-5	UK		FE	286	23.04			NC	
Q49-5	UK		FE	287	26.41			NC	
Q49-5	UK		FE	288	22.69			NC	
Q49-5	UK		FE	289	23.11		.	NC	
Q49-5	UK		FE	290	20.29		.	NC	
Q49-5	UK		FE	291	19.92			NC	
Q49-5	UK		FE	292	20.97	.		NC	
Q49-5	UK		FE	293	24.94	.		NC	
Q49-5	UK		FE	294	31.25			NC	
Q49-5	UK		FE	295	27.97			NC	
Q49-5	UK		FE	296	26.16			NC	
Q49-5	UK		FE	297	16.09			NC	
Q49-5	UK		FE	298	17.30			NC	

Abbreviations Used in Listing:
VS = Long-Term Study, ST = Short-Term Study, Q49 = Selfmonitoring Data Question 49 Part A
NC = Non-Censored, ND = Non-Detect, MC = Mid-Censored, RC = Right-Censored
Sampling Day Long-Term Study = Weeks 1-9 Summer Sampling and 11-19 Winter Sampling)

Appendix K Listing 2

Production-Normalized Loadings Used in Limitations Development After Aggregation of Duplicates and Streams

CAS Number=1004 Analyte=Chemical Oxygen Demand Unit=KG/KKG
(continued)

Source	Subcategory	Option	Stream	Sampling Day	Prod. Norm. Loading	Prod. Norm. Loading L.B.	Prod. Norm. Loading U.B.	Measurement Type	SCC Qualifier
Q49-5	UK		FE	299	21.39		.	NC	
Q49-5	UK		FE	300	25.38		.	NC	
Q49-5	UK		FE	301	28.36	.	.	NC	
Q49-5	UK		FE	302	22.07	.	.	NC	
Q49-5	UK		FE	303	19.25	.		NC	
Q49-5	UK		FE	304	27.19		.	NC	
Q49-5	UK		FE	305	18.65			NC	
Q49-5	UK		FE	306	21.96	.	.	NC	
Q49-5	UK		FE	307	22.15			NC	
Q49-5	UK		FE	308	15.67			NC	
Q49-5	UK		FE	309	19.87	.		NC	
Q49-5	UK		FE	310	13.82		.	NC	
Q49-5	UK		FE	311	14.80			NC	
Q49-5	UK		FE	312	26.17			NC	
Q49-5	UK		FE	313	22.22		.	NC	
Q49-5	UK		FE	314	23.46		.	NC	
Q49-5	UK		FE	315	12.35	.		NC	
Q49-5	UK		FE	316	16.13	.		NC	
Q49-5	UK		FE	317	14.44			NC	
Q49-5	UK		FE	318	17.31			NC	
Q49-5	UK		FE	319	19.69			NC	
Q49-5	UK		FE	320	16.84			NC	
Q49-5	UK		FE	321	21.09	.	.	NC	
Q49-5	UK		FE	322	15.55			NC	
Q49-5	UK		FE	323	14.58		.	NC	
Q49-5	UK		FE	324	10.09			NC	
Q49-5	UK		FE	325	18.92			NC	
Q49-5	UK		FE	326	12.17		.	NC	
Q49-5	UK		FE	327	12.96			NC	
Q49-5	UK		FE	328	10.82			NC	
Q49-5	UK		FE	329	8.26			NC	
Q49-5	UK		FE	330	8.88			NC	
Q49-5	UK		FE	331	13.53			NC	
Q49-5	UK		FE	332	13.37			NC	
Q49-5	UK		FE	333	16.18			NC	
Q49-5	UK		FE	334	28.78			NC	
Q49-5	UK		FE	335	12.73			NC	
Q49-5	UK		FE	336	25.05	.		NC	
Q49-5	UK		FE	337	15.72			NC	
Q49-5	UK		FE	338	16.12	.		NC	
Q49-5	UK		FE	339	21.35		.	NC	
Q49-5	UK		FE	340	12.53			NC	
Q49-5	UK		FE	341	19.17	.		NC	
Q49-5	UK		FE	342	17.00			NC	
Q49-5	UK		FE	343	19.78			NC	
Q49-5	UK		FE	344	20.31	.		NC	
Q49-5	UK		FE	345	22.55	.	.	NC	
Q49-5	UK		FE	346	31.40			NC	
Q49-5	UK		FE	347	19.72	.		NC	
Q49-5	UK		FE	348	19.69		.	NC	
Q49-5	UK		FE	349	30.12			NC	
Q49-5	UK		FE	350	94.84			NC	
Q49-5	UK		FE	351	79.09			NC	
Q49-5	UK		FE	352	11.26	.		NC	
Q49-5	UK		FE	353	9.88			NC	
Q49-5	UK		FE	354	13.44			NC	
Q49-5	UK		FE	355	26.90	.	.	NC	
Q49-5	UK		FE	356	28.21			NC	
Q49-5	UK		FE	357	20.77			NC	
Q49-5	UK		FE	358	48.54			NC	
Q49-5	UK		FE	359	24.67			NC	
Q49-5	UK		FE	360	26.47			NC	
Q49-5	UK		FE	361	32.45			NC	
Q49-5	UK		FE	362	14.61			NC	
Q49-5	UK		FE	363	17.16			NC	

Abbreviations Used in Listing:
VS = Long-Term Study, ST = Short-Term Study, Q49 = Selfmonitoring Data Question 49 Part A
NC = Non-Censored, ND = Non-Detect, MC = Mid-Censored, RC = Right-Censored
Sampling Day Long-Term Study = Weeks 1-9 Summer Sampling and 11-19 Winter Sampling)

APPENDIX L

BAT Summary Statistics for Each Analyte, Subcategory, Option Stream Combination

(Includes summary statistics for chlorinated phenolics, TCDD, and TCDF in final effluent although limitations were not proposed for these pollutants in final effluent.)

Summary Statistics for Subcategory BPK Options 3 and 4 and Subcategory DS Option 1
Based on Long-Term, Short-Term, and Questionnaire Data

CAS Number=1198556 Analyte=Tetrachlorocatechol Units=MG/KKG

Subcat.	Option	Stream Cat.	Tot. Num. of Values	Num ND	Mean Value	Obs Std Dev	Obs Median Value	Mean Value NC	Std Dev NC	Min Value NC	Max Value NC	Min Value ND (1/2 DL)	Max Value ND (1/2 DL)	Mean MC L.B.	Mean MC U.B.	Min Value RC	Max Value RC
BPK	3	ACID	18	5	148.53	105.23	141.68	190.44	94.01	88.63	447.29	36.87	41.08				
BPK	3	ALK	18	18	19.78	6.50	19.73					2.83	39.39				
BPK	3	FE	18	18	168.42	78.28	161.42					34.70	432.02				
BPK	4	ACID	16	16	30.78	7.05	28.35					24.62	49.73				
BPK	4	ALK	16	16	18.14	9.06	16.60					3.96	35.08				
BPK	4	FE	17	17	119.24	31.99	111.88					63.21	223.25				
DS	1	ACID	14	14	281.52	56.27	266.40					195.00	373.80				
DS	1	ALK	14	14	42.58	16.60	42.12					20.18	68.75				
DS	1	FE	15	15	563.68	53.91	565.79					476.91	644.55				

CAS Number=2539175 Analyte=Tetrachloroguaiacol Units=MG/KKG

Subcat.	Option	Stream Cat.	Tot. Num. of Values	Num ND	Mean Value	Obs Std Dev	Obs Median Value	Mean Value NC	Std Dev NC	Min Value NC	Max Value NC	Min Value ND (1/2 DL)	Max Value ND (1/2 DL)	Mean MC L.B.	Mean MC U.B.	Min Value RC	Max Value RC
BPK	3	ACID	18	18	42.50	10.14	40.61					31.37	80.44				
BPK	3	ALK	17	12	28.89	10.66	23.77	41.14	6.72	30.32	46.69	15.55	39.39				
BPK	3	FE	18	18	175.16	70.98	161.42					83.38	432.02				
BPK	4	ACID	18	18	35.40	12.38	30.19					24.62	62.17				
BPK	4	ALK	18	18	18.55	8.67	17.70					3.96	35.08				
BPK	4	FE	18	18	119.90	32.47	111.88					63.21	223.25				
DS	1	ACID	17	17	277.48	51.55	258.81					195.00	373.80				
DS	1	ALK	17	16	48.53	15.59	55.32	58.80		58.80	58.80	20.18	68.75				
DS	1	FE	18	18	540.75	100.37	561.47					204.29	644.55				

CAS Number=2539266 Analyte=Trichlorosyringol Units=MG/KKG

Subcat.	Option	Stream Cat.	Tot. Num. of Values	Num ND	Mean Value	Obs Std Dev	Obs Median Value	Mean Value NC	Std Dev NC	Min Value NC	Max Value NC	Min Value ND (1/2 DL)	Max Value ND (1/2 DL)	Mean MC L.B.	Mean MC U.B.	Min Value RC	Max Value RC
BPK	3	ACID	17	11	35.64	22.69	21.37	60.87	19.98	40.32	91.43	19.31	39.16				

Abbreviations Used in Table: NC = Non-Censored, ND = Non-Detect, MC = Mid-Censored, RC = Right-Censored
L.B. = Lower Bound, U.B. = Upper Bound, and DL = Detection Limit

Appendix L - Table 1

Summary Statistics for Subcategory BPK Options 3 and 4 and Subcategory DS Option 1
Based on Long-Term, Short-Term, and Questionnaire Data

CAS Number=2539266 Analyte=Trichlorosyringol Units=MG/KKG
(continued)

Subcat.	Option	Stream Cat.	Tot. Num. of Values	Num ND	Mean Value	Obs Std Dev	Obs Median Value	Mean Value NC	Std Dev NC	Min Value NC	Max Value NC	Min Value ND (1/2 DL)	Max Value ND (1/2 DL)	Mean MC L.B.	Mean MC U.B.	Min Value RC	Max Value RC
BPK	3	ALK	17	4	38.90	29.73	29.68	47.66	28.66	25.93	116.25	6.92	13.98		.		
BPK	3	FE	19	19	91.67	38.64	81.39	.		.		26.44	216.01			.	
BPK	4	ACID	16	16	15.66	3.47	14.62					12.51	24.87				
BPK	4	ALK	16	16	9.34	4.61	8.85				.	1.98	17.54				
BPK	4	FE	18	18	60.91	16.15	57.06	.				31.61	111.63	.			
DS	1	ACID	16	16	139.56	26.46	130.90					97.50	186.90		.		
DS	1	ALK	16	16	22.31	8.23	24.40				.	10.09	34.38				
DS	1	FE	18	18	271.74	47.50	283.06					116.03	322.28				

CAS Number=2668248 Analyte=4,5,6-Trichloroguaiacol Units=MG/KKG

Subcat.	Option	Stream Cat.	Tot. Num. of Values	Num ND	Mean Value	Obs Std Dev	Obs Median Value	Mean Value NC	Std Dev NC	Min Value NC	Max Value NC	Min Value ND (1/2 DL)	Max Value ND (1/2 DL)	Mean MC L.B.	Mean MC U.B.	Min Value RC	Max Value RC
BPK	3	ACID	17	16	29.67	18.71	21.54	95.41		95.41	95.41	15.68	41.08			.	
BPK	3	ALK	16	4	130.77	86.40	149.01	180.15	49.67	80.87	239.81	10.18	19.70	54.19	57.02		
BPK	3	FE	19	19	87.97	36.20	80.45					26.44	216.01				
BPK	4	ACID	18	18	17.70	6.19	14.97	.				12.51	31.08		.		
BPK	4	ALK	18	18	10.76	4.93	10.60					2.34	18.49	.			
BPK	4	FE	18	18	63.06	19.06	57.06					31.61	111.63	.			
DS	1	ACID	16	16	139.60	26.44	130.90					97.50	186.90	.			
DS	1	ALK	16	16	23.94	7.93	27.41	.				10.09	34.38		.		
DS	1	FE	17	17	273.13	50.89	287.56	.			.	102.14	322.28	.			.

CAS Number=32139723 Analyte=3,4,6-Trichlorocatechol Units=MG/KKG

Subcat.	Option	Stream Cat.	Tot. Num. of Values	Num ND	Mean Value	Obs Std Dev	Obs Median Value	Mean Value NC	Std Dev NC	Min Value NC	Max Value NC	Min Value ND (1/2 DL)	Max Value ND (1/2 DL)	Mean MC L.B.	Mean MC U.B.	Min Value RC	Max Value RC
BPK	3	ACID	14	11	47.11	17.77	41.76	86.88	14.24	76.81	96.95	31.37	47.91	20.35	61.05	.	

Abbreviations Used in Table: NC = Non-Censored, ND = Non-Detect, MC = Mid-Censored, RC = Right-Censored
L.B. = Lower Bound, U.B. = Upper Bound, and DL = Detection Limit

Summary Statistics for Subcategory BPK Options 3 and 4 and Subcategory DS Option 1
Based on Long-Term, Short-Term, and Questionnaire Data

CAS Number=32139723 Analyte=3,4,6-Trichlorocatechol Units=MG/KKG
(continued)

Subcat.	Option	Stream Cat.	Tot. Num. of Values	Num ND	Mean Value	Obs Std Dev	Obs Median Value	Mean Value NC	Std Dev NC	Min Value NC	Max Value NC	Min Value ND (1/2 DL)	Max Value ND (1/2 DL)	Mean MC L.B.	Mean MC U.B.	Min Value RC	Max Value RC
BPK	3	ALK	16	14	25.30	13.16	19.91	55.43	10.77	47.81	63.05	15.55	39.39				
BPK	3	FE	16	16	186.00	71.69	164.59					132.51	432.02				
BPK	4	ACID	15	15	31.12	7.15	28.93					24.62	49.73				
BPK	4	ALK	15	15	18.26	9.36	16.92					3.96	35.08				
BPK	4	FE	17	17	119.24	31.99	111.88					63.21	223.25				
DS	1	ACID	15	15	280.40	54.40	264.80					195.00	373.80				
DS	1	ALK	15	15	43.85	16.74	46.23					20.18	68.75			.	
DS	1	FE	16	16	566.31	53.14	570.45					476.91	644.55			.	

CAS Number=56961207 Analyte=3,4,5-Trichlorocatechol Units=MG/KKG

Subcat.	Option	Stream Cat.	Tot. Num. of Values	Num ND	Mean Value	Obs Std Dev	Obs Median Value	Mean Value NC	Std Dev NC	Min Value NC	Max Value NC	Min Value ND (1/2 DL)	Max Value ND (1/2 DL)	Mean MC L.B.	Mean MC U.B.	Min Value RC	Max Value RC
BPK	3	ACID	17	1	1783.49	1215.70	1494.69	1986.02	1263.29	416.51	5576.29	5.30	5.30			893.21	1863.47
BPK	3	ALK	17	16	20.93	8.71	19.63	41.76		41.76	41.76	1.77	39.39				
BPK	3	FE	17	16	199.05	87.82	166.41	407.76		407.76	407.76	132.51	432.02	.			
BPK	4	ACID	15	15	31.12	7.15	28.93					24.62	49.73	.			
BPK	4	ALK	15	15	18.26	9.36	16.92					3.96	35.08	.			
BPK	4	FE	17	17	119.24	31.99	111.88					63.21	223.25				
DS	1	ACID	15	15	280.40	54.40	264.80					195.00	373.80				
DS	1	ALK	15	15	43.85	16.74	46.23					20.18	68.75				
DS	1	FE	16	16	566.31	53.14	570.45					476.91	644.55				

CAS Number=57057837 Analyte=3,4,5-Trichloroguaiacol Units=MG/KKG

Subcat.	Option	Stream Cat.	Tot. Num. of Values	Num ND	Mean Value	Obs Std Dev	Obs Median Value	Mean Value NC	Std Dev NC	Min Value NC	Max Value NC	Min Value ND (1/2 DL)	Max Value ND (1/2 DL)	Mean MC L.B.	Mean MC U.B.	Min Value RC	Max Value RC
BPK	3	ACID	16	12	47.97	83.58	20.91	130.08	151.32	44.27	356.41	15.68	29.74				

Abbreviations Used in Table: NC = Non-Censored, ND = Non-Detect, MC = Mid-Censored, RC = Right-Censored
L.B. = Lower Bound, U.B. = Upper Bound, and DL = Detection Limit

Appendix L - Table 1

Summary Statistics for Subcategory BPK Options 3 and 4 and Subcategory DS Option 1
Based on Long-Term, Short-Term, and Questionnaire Data

CAS Number=57057837 Analyte=3,4,5-Trichloroguaiacol Units=MG/KKG
(continued)

Subcat.	Option	Stream Cat.	Tot. Num. of Values	Num ND	Mean Value	Obs Std Dev	Obs Median Value	Mean Value NC	Std Dev NC	Min Value NC	Max Value NC	Min Value ND (1/2 DL)	Max Value ND (1/2 DL)	Mean MC L.B.	Mean MC U.B.	Min Value RC	Max Value RC
BPK	3	ALK	19	1	606.25	356.64	474.23	632.93	321.27	228.07	1217.81	10.18	10.18		.	266.44	1115.29
BPK	3	FE	19	13	125.58	75.47	83.92	242.21	38.59	210.43	294.96	10.90	216.01	40.15	174.19	.	.
BPK	4	ACID	18	18	15.38	3.36	14.05	.				12.51	24.87				.
BPK	4	ALK	17	17	9.27	4.47	8.46					1.98	17.54	.	.	.	
BPK	4	FE	18	18	60.91	16.15	57.06					31.61	111.63		.		
DS	1	ACID	16	16	139.56	26.46	130.90					97.50	186.90				
DS	1	ALK	16	16	22.31	8.23	24.40		.			10.09	34.38				
DS	1	FE	18	18	271.74	47.50	283.06					116.03	322.28				

CAS Number=58902 Analyte=2,3,4,6-Tetrachlorophenol Units=MG/KKG

Subcat.	Option	Stream Cat.	Tot. Num. of Values	Num ND	Mean Value	Obs Std Dev	Obs Median Value	Mean Value NC	Std Dev NC	Min Value NC	Max Value NC	Min Value ND (1/2 DL)	Max Value ND (1/2 DL)	Mean MC L.B.	Mean MC U.B.	Min Value RC	Max Value RC
BPK	3	ACID	18	17	36.16	63.38	20.38	289.31		289.31	289.31	15.68	40.22			.	.
BPK	3	ALK	18	17	10.72	3.98	10.02	19.12		19.12	19.12	1.77	19.70			.	
BPK	3	FE	19	19	90.98	39.98	81.39			.		13.22	216.01				
BPK	4	ACID	17	17	15.49	3.44	14.22					12.51	24.87				
BPK	4	ALK	17	17	9.27	4.47	8.46					1.98	17.54			.	
BPK	4	FE	18	18	60.91	16.15	57.06					31.61	111.63			.	
DS	1	ACID	16	16	139.56	26.46	130.90					97.50	186.90				
DS	1	ALK	16	16	22.31	8.23	24.40					10.09	34.38				.
DS	1	FE	18	18	271.74	47.50	283.06			.		116.03	322.28				

CAS Number=60712449 Analyte=3,4,6-Trichloroguaiacol Units=MG/KKG

Subcat.	Option	Stream Cat.	Tot. Num. of Values	Num ND	Mean Value	Obs Std Dev	Obs Median Value	Mean Value NC	Std Dev NC	Min Value NC	Max Value NC	Min Value ND (1/2 DL)	Max Value ND (1/2 DL)	Mean MC L.B.	Mean MC U.B.	Min Value RC	Max Value RC
BPK	3	ACID	16	16	20.67	3.07	20.31					15.68	29.74				

Abbreviations Used in Table: NC = Non-Censored, ND = Non-Detect, MC = Mid-Censored, RC = Right-Censored
L.B. = Lower Bound, U.B. = Upper Bound, and DL = Detection Limit

Summary Statistics for Subcategory BPK Options 3 and 4 and Subcategory DS Option 1
Based on Long-Term, Short-Term, and Questionnaire Data

CAS Number=60712449 Analyte=3,4,6-Trichloroguaiacol Units=MG/KKG
(continued)

Subcat.	Option	Stream Cat.	Tot. Num. of Values	Num ND	Mean Value	Obs Std Dev	Obs Median Value	Mean Value NC	Std Dev NC	Min Value NC	Max Value NC	Min Value ND (1/2 DL)	Max Value ND (1/2 DL)	Mean MC L.B.	Mean MC U.B.	Min Value RC	Max Value RC
BPK	3	ALK	17	12	15.99	9.65	10.18	28.89	7.95	20.60	38.48	7.78	19.70	19.59	39.22		
BPK	3	FE	18	18	95.30	36.29	82.30					66.26	216.01				
BPK	4	ACID	16	16	15.66	3.47	14.62					12.51	24.87			.	
BPK	4	ALK	16	16	9.34	4.61	8.85					1.98	17.54				
BPK	4	FE	18	18	60.90	16.14	57.06					31.61	111.63				
DS	1	ACID	16	16	139.56	26.46	130.90					97.50	186.90				.
DS	1	ALK	16	16	22.31	8.23	24.40					10.09	34.38				.
DS	1	FE	18	18	271.74	47.50	283.06					116.03	322.28				

CAS Number=87865 Analyte=Pentachlorophenol Units=MG/KKG

Subcat.	Option	Stream Cat.	Tot. Num. of Values	Num ND	Mean Value	Obs Std Dev	Obs Median Value	Mean Value NC	Std Dev NC	Min Value NC	Max Value NC	Min Value ND (1/2 DL)	Max Value ND (1/2 DL)	Mean MC L.B.	Mean MC U.B.	Min Value RC	Max Value RC
BPK	3	ACID	18	18	42.50	10.14	40.61					31.37	80.44				
BPK	3	ALK	19	19	21.15	7.68	19.98		.		.	1.77	39.39				
BPK	3	FE	19	19	166.81	77.99	160.90					16.52	432.02				
BPK	4	ACID	17	17	33.83	10.74	28.93					24.62	60.11				
BPK	4	ALK	18	18	19.45	9.25	18.52					3.96	35.08				
BPK	4	FE	18	18	119.90	32.47	111.88		.			63.21	223.25				
DS	1	ACID	17	17	277.48	51.55	258.81					195.00	373.80				
DS	1	ALK	17	17	48.37	15.49	55.32					20.18	68.75				
DS	1	FE	18	18	540.75	100.37	561.47					204.29	644.55				

CAS Number=88062 Analyte=2,4,6-Trichlorophenol Units=MG/KKG

Subcat.	Option	Stream Cat.	Tot. Num. of Values	Num ND	Mean Value	Obs Std Dev	Obs Median Value	Mean Value NC	Std Dev NC	Min Value NC	Max Value NC	Min Value ND (1/2 DL)	Max Value ND (1/2 DL)	Mean MC L.B.	Mean MC U.B.	Min Value RC	Max Value RC
BPK	3	ACID	19	2	704.83	436.29	626.16	806.66	386.65	396.42	1796.61	5.30	20.41			459.51	459.51

Abbreviations Used in Table: NC = Non-Censored, ND = Non-Detect, MC = Mid-Censored, RC = Right-Censored
L.B. = Lower Bound, U.B. = Upper Bound, and DL = Detection Limit

Appendix L - Table 1

Summary Statistics for Subcategory BPK Options 3 and 4 and Subcategory DS Option 1
Based on Long-Term, Short-Term, and Questionnaire Data

CAS Number=88062 Analyte=2,4,6-Trichlorophenol Units=MG/KKG
(continued)

Subcat.	Option	Stream Cat.	Tot. Num. of Values	Num ND	Mean Value	Obs Std Dev	Obs Median Value	Mean Value NC	Std Dev NC	Min Value NC	Max Value NC	Min Value ND (1/2 DL)	Max Value ND (1/2 DL)	Mean MC L.B.	Mean MC U.B.	Min Value RC	Max Value RC
BPK	3	ALK	19	3	339.15	191.35	371.45	411.71	137.80	181.63	680.94	1.77	14.72			252.85	400.35
BPK	3	FE	19	10	204.19	162.07	153.37	388.23	145.62	262.05	620.38	15.53	216.01	126.33	201.53	153.37	153.37
BPK	4	ACID	17	16	20.90	21.81	15.03	104.53		104.53	104.53	12.51	24.87	.	.		
BPK	4	ALK	17	17	9.27	4.47	8.46					1.98	17.54	.	.		.
BPK	4	FE	18	17	64.39	21.42	57.06					31.61	111.63		.	120.83	120.83
DS	1	ACID	16	12	295.76	307.13	161.32	749.74	320.71	400.38	1087.93	101.62	186.90				
DS	1	ALK	14	14	21.29	8.30	21.06					10.09	34.38		.		.
DS	1	FE	18	14	423.07	355.21	300.04	902.05	564.69	346.47	1681.37	238.45	322.28		.		

CAS Number=95954 Analyte=2,4,5-Trichlorophenol Units=MG/KKG

Subcat.	Option	Stream Cat.	Tot. Num. of Values	Num ND	Mean Value	Obs Std Dev	Obs Median Value	Mean Value NC	Std Dev NC	Min Value NC	Max Value NC	Min Value ND (1/2 DL)	Max Value ND (1/2 DL)	Mean MC L.B.	Mean MC U.B.	Min Value RC	Max Value RC
BPK	3	ACID	18	18	20.38	6.31	20.27					5.30	40.22				.
BPK	3	ALK	18	18	10.17	3.39	9.98					1.77	19.70	.			
BPK	3	FE	19	19	91.15	39.63	81.39					16.52	216.01	.			
BPK	4	ACID	17	17	15.49	3.44	14.22			.		12.51	24.87				
BPK	4	ALK	17	17	9.27	4.47	8.46	.				1.98	17.54				.
BPK	4	FE	18	18	60.91	16.15	57.06					31.61	111.63				
DS	1	ACID	16	16	139.56	26.46	130.90	.				97.50	186.90				
DS	1	ALK	16	16	22.31	8.23	24.40					10.09	34.38				.
DS	1	FE	18	18	271.74	47.50	283.06					116.03	322.28				.

CAS Number=1746016 Analyte=2,3,7,8-Tetrachlorodibenzo-p-dioxin(TCDD) Units=NG/KKG

Subcat.	Option	Stream Cat.	Tot. Num. of Values	Num ND	Mean Value	Obs Std Dev	Obs Median Value	Mean Value NC	Std Dev NC	Min Value NC	Max Value NC	Min Value ND (1/2 DL)	Max Value ND (1/2 DL)	Mean MC L.B.	Mean MC U.B.	Min Value RC	Max Value RC
BPK	3	ACID	19	17	91.05	33.75	82.16	182.10	11.57	173.91	190.28	53.01	105.39				.

Abbreviations Used in Table: NC = Non-Censored, ND = Non-Detect, MC = Mid-Censored, RC = Right-Censored
L.B. = Lower Bound, U.B. = Upper Bound, and DL = Detection Limit

Summary Statistics for Subcategory BPK Options 3 and 4 and Subcategory DS Option 1
Based on Long-Term, Short-Term, and Questionnaire Data

CAS Number=1746016 Analyte=2,3,7,8-Tetrachlorodibenzo-p-dioxin(TCDD) Units=NG/KKG
(continued)

Subcat.	Option	Stream Cat.	Tot. Num. of Values	Num ND	Mean Value	Obs Std Dev	Obs Median Value	Mean Value NC	Std Dev NC	Min Value NC	Max Value NC	Min Value ND (1/2 DL)	Max Value ND (1/2 DL)	Mean MC L.B.	Mean MC U.B.	Min Value RC	Max Value RC
BPK	3	ALK	19	16	49.95	27.76	39.96	109.51	14.03	93.34	118.46	15.90	52.30				
BPK	3	FE	18	18	329.56	63.77	329.93					165.22	460.87				
BPK	4	ACID	18	18	61.83	15.19	58.61					43.20	108.16				
BPK	4	ALK	18	18	37.37	16.27	38.01					7.92	70.16				
BPK	4	FE	18	18	233.96	39.04	229.35					139.07	318.39				
DS	1	ACID	17	17	575.08	119.26	561.39					389.99	769.65				
DS	1	ALK	17	17	66.90	16.64	61.72					46.23	108.66				
DS	1	FE	18	18	1090.88	203.80	1099.99					449.43	1382.19				

CAS Number=51207319 Analyte=2,3,7,8-Tetrachlorodibenzo-furan(TCDF) Units=NG/KKG

Subcat.	Option	Stream Cat.	Tot. Num. of Values	Num ND	Mean Value	Obs Std Dev	Obs Median Value	Mean Value NC	Std Dev NC	Min Value NC	Max Value NC	Min Value ND (1/2 DL)	Max Value ND (1/2 DL)	Mean MC L.B.	Mean MC U.B.	Min Value RC	Max Value RC
BPK	3	ACID	18	18	86.96	26.69	81.64					69.01	191.63				
BPK	3	ALK	19	17	46.77	24.67	39.96	108.80	42.17	78.98	138.62	22.97	52.30				
BPK	3	FE	19	19	360.32	147.69	333.54					165.22	913.88				
BPK	4	ACID	18	16	73.34	46.09	58.61	197.94	4.61	194.68	201.20	43.20	74.60				
BPK	4	ALK	18	15	48.60	31.82	40.32	106.21	19.95	87.94	127.50	7.92	70.16				
BPK	4	FE	18	17	253.85	90.64	240.26	581.78		581.78	581.78	139.07	318.39				
DS	1	ACID	17	15	666.63	275.00	616.41	1285.42	353.78	1035.26	1535.58	389.99	769.65				
DS	1	ALK	17	15	78.95	46.47	61.72	198.79	19.61	184.92	212.66	46.22	86.12				
DS	1	FE	18	4	4813.97	3063.77	4320.90	5857.07	2645.00	2778.29	12203.33	1006.20	1382.19				

CAS Number=67641 Analyte=2-Propanone (Acetone) Units=G/KKG

Subcat.	Option	Stream Cat.	Tot. Num. of Values	Num ND	Mean Value	Obs Std Dev	Obs Median Value	Mean Value NC	Std Dev NC	Min Value NC	Max Value NC	Min Value ND (1/2 DL)	Max Value ND (1/2 DL)	Mean MC L.B.	Mean MC U.B.	Min Value RC	Max Value RC
BPK	3	ACID	15	3	3.87	2.71	3.74	4.71	2.33	2.76	10.83	0.27	0.74				

Abbreviations Used in Table: NC = Non-Censored, ND = Non-Detect, MC = Mid-Censored, RC = Right-Censored
L.B. = Lower Bound, U.B. = Upper Bound, and DL = Detection Limit

Appendix L - Table 1

Summary Statistics for Subcategory BPK Options 3 and 4 and Subcategory DS Option 1
Based on Long-Term, Short-Term, and Questionnaire Data

CAS Number=67641 Analyte=2-Propanone (Acetone) Units=G/KKG
(continued)

Subcat.	Option	Stream Cat.	Tot. Num. of Values	Num ND	Mean Value	Obs Std Dev	Obs Median Value	Mean Value NC	Std Dev NC	Min Value NC	Max Value NC	Min Value ND (1/2 DL)	Max Value ND (1/2 DL)	Mean MC L.B.	Mean MC U.B.	Min Value RC	Max Value RC
BPK	3	ALK	16	2	6.69	4.36	7.22	7.51	4.55	1.69	18.33	0.09	0.20	.		7.55	8.31
BPK	4	ACID	15	1	8.15	4.23	9.46	8.72	3.75	2.38	16.67	0.21	0.21				.
BPK	4	ALK	15	0	5.69	3.66	4.09	5.69	3.66	1.76	13.88	.		.			
DS	1	ACID	13	4	15.01	25.07	6.30	11.33	11.03	4.55	37.99	2.55	3.74	.		92.50	92.50
DS	1	ALK	14	1	327.04	220.60	286.47	329.13	198.83	71.37	735.47	0.29	0.29			628.66	628.66

CAS Number=67663 Analyte=Chloroform Units=G/KKG

Subcat.	Option	Stream Cat.	Tot. Num. of Values	Num ND	Mean Value	Obs Std Dev	Obs Median Value	Mean Value NC	Std Dev NC	Min Value NC	Max Value NC	Min Value ND (1/2 DL)	Max Value ND (1/2 DL)	Mean MC L.B.	Mean MC U.B.	Min Value RC	Max Value RC
BPK	3	ACID	19	0	6.12	1.70	6.55	6.12	1.70	2.31	9.33						
BPK	3	ALK	18	1	0.18	0.11	0.13	0.19	0.11	0.10	0.49	0.04	0.04				.
BPK	4	ACID	18	2	0.75	0.79	0.52	0.85	0.83	0.12	3.29	0.10	0.10	0.38	0.49	.	
BPK	4	ALK	18	1	0.27	0.21	0.21	0.28	0.20	0.04	0.80	0.01	0.01			.	.
DS	1	ACID	16	0	21.87	22.90	13.03	21.87	22.90	1.23	76.77	.					
DS	1	ALK	17	16	0.09	0.04	0.08	0.22		0.22	0.22	0.05	0.12				

CAS Number=75092 Analyte=Methylene chloride Units=G/KKG

Subcat.	Option	Stream Cat.	Tot. Num. of Values	Num ND	Mean Value	Obs Std Dev	Obs Median Value	Mean Value NC	Std Dev NC	Min Value NC	Max Value NC	Min Value ND (1/2 DL)	Max Value ND (1/2 DL)	Mean MC L.B.	Mean MC U.B.	Min Value RC	Max Value RC
BPK	3	ACID	14	14	0.08	0.01	0.08	.				0.05	0.08		.		
BPK	3	ALK	13	13	0.04	0.01	0.04					0.02	0.04				
BPK	4	ACID	13	11	0.13	0.16	0.06	0.49	0.03	0.47	0.52	0.04	0.10				
BPK	4	ALK	13	11	0.09	0.16	0.03	0.40	0.29	0.20	0.61	0.02	0.06			.	.
DS	1	ACID	15	13	1.18	2.16	0.51	5.51	4.71	2.17	8.84	0.39	0.68		.		
DS	1	ALK	14	13	0.28	0.74	0.09	2.85		2.85	2.85	0.05	0.12	.			.

Abbreviations Used in Table: NC = Non-Censored, ND = Non-Detect, MC = Mid-Censored, RC = Right-Censored
L.B. = Lower Bound, U.B. = Upper Bound, and DL = Detection Limit

Summary Statistics for Subcategory BPK Options 3 and 4 and Subcategory DS Option 1
Based on Long-Term, Short-Term, and Questionnaire Data

CAS Number=78933 Analyte=2-Butanone (MEK) Units=G/KKG

Subcat.	Option	Stream Cat.	Tot. Num. of Values	Num ND	Mean Value	Obs Std Dev	Obs Median Value	Mean Value NC	Std Dev NC	Min Value NC	Max Value NC	Min Value ND (1/2 DL)	Max Value ND (1/2 DL)	Mean MC L.B.	Mean MC U.B.	Min Value RC	Max Value RC
BPK	3	ACID	19	19	0.41	0.14	0.39					0.27	0.96				
BPK	3	ALK	17	12	0.28	0.17	0.20	0.58	0.15	0.45	0.75	0.16	0.20	0.14	0.32	0.50	0.50
BPK	4	ACID	18	9	0.59	0.33	0.51	0.83	0.31	0.49	1.49	0.21	0.51	0.55	1.10		
BPK	4	ALK	18	8	0.44	0.44	0.31	0.62	0.53	0.14	1.93	0.13	0.33				
DS	1	ACID	16	14	3.33	1.94	2.58	8.14	0.42	7.84	8.44	1.95	3.74				
DS	1	ALK	17	3	56.51	68.79	36.97	68.54	70.29	5.36	249.55	0.26	0.62				

CAS Number=59473040 Analyte=Absorbable Organic Halides Units=KG/KKG

Subcat.	Option	Stream Cat.	Tot. Num. of Values	Num ND	Mean Value	Obs Std Dev	Obs Medien Value	Mean Value NC	Std Dev NC	Min Value NC	Max Value NC	Min Value ND (1/2 DL)	Max Value ND (1/2 DL)	Mean MC L.B.	Mean MC U.B.	Min Value RC	Max Value RC
BPK	3	FE	16	0	0.46	0.28	0.36	0.43	0.21	0.21	0.93					0.23	1.23
BPK	4	FE	15	0	0.12	0.05	0.13	0.14	0.04	0.09	0.22					0.03	0.16
DS	1	FE	17	0	0.94	0.44	0.92	0.99	0.38	0.44	1.68					0.25	1.79

CAS Number=COLOR Analyte=Color Units=KG/KKG

Subcat.	Option	Stream Cat.	Tot. Num. of Values	Num ND	Mean Value	Obs Std Dev	Obs Median Value	Mean Value NC	Std Dev NC	Min Value NC	Max Value NC	Min Value ND (1/2 DL)	Max Value ND (1/2 DL)	Mean MC L.B.	Mean MC U.B.	Min Value RC	Max Value RC
BPK	4	FE	18	0	71.09	16.06	70.15	71.09	16.06	40.08	106.43						

Abbreviations Used in Table: NC = Non-Censored, ND = Non-Detect, MC = Mid-Censored, RC = Right-Censored
L.B. = Lower Bound, U.B. = Upper Bound, and DL = Detection Limit

Appendix L - Table 1

Summary Statistics for Subcategory BPK Options 3 and 4 and Subcategory DS Option 1
Based on Long-Term, Short-Term, and Questionnaire Data

CAS Number=1004 Analyte=Chemical Oxygen Demand Units=KG/KKG

Subcat.	Option	Stream Cat.	Tot. Num. of Values	Num ND	Mean Value	Obs Std Dev	Obs Median Value	Mean Value NC	Std Dev NC	Min Value NC	Max Value NC	Min Value ND (1/2 DL)	Max Value ND (1/2 DL)	Mean MC L.B.	Mean MC U.B.	Min Value RC	Max Value RC
BPK	A	FE	854	0	29.59	8.58	29.43	29.59	8.58	7.56	92.02				.		
BPK	B	FE	8	0	20.53	5.74	21.51	20.53	5.74	11.47	27.45	.	.	.			.
DK		FE	3	0	70.34	20.28	62.30	70.34	20.28	55.33	93.41						
PS		FE	182	0	64.73	34.75	53.61	64.73	34.75	35.67	268.51		.		.	.	
UK		FE	600	0	20.76	7.70	20.23	20.76	7.70	5.85	94.84				.		.

Abbreviations Used in Table: NC = Non-Censored, ND = Non-Detect, MC = Mid-Censored, RC = Right-Censored
L.B. = Lower Bound, U.B. = Upper Bound, and DL = Detection Limit

Summary Statistics for Non-Selected Options (BPK 1,2; DK 1; PS 1)
Based on Long-Term, Short-Term, and Questionnaire Data

CAS Number=1198556 Analyte=Tetrachlorocatechol Units=MG/KKG

Subcat.	Option	Stream Cat.	Tot. Num. of Values	Num ND	Mean Value	Obs Std Dev	Obs Median Value	Mean Value NC	Std Dev NC	Min Value NC	Max Value NC	Min Value ND (1/2 DL)	Max Value ND (1/2 DL)	Mean MC L.B.	Mean MC U.B.	Min Value RC	Max Value RC
BPK	1	ACID	14	0	338.04	232.05	222.25	338.04	232.05	112.28	790.54					.	
BPK	1	ALK	14	10	51.68	47.73	26.65	117.95	40.59	89.91	178.07	21.46	29.39				
BPK	1	FE	15	15	195.27	25.47	194.73					154.89	255.61				
BPK	2	ACID	15	5	235.49	300.10	98.78	336.05	325.93	62.51	944.40	19.88	66.55				
BPK	2	ALK	15	14	27.54	11.05	24.13					14.14	48.00			51.16	51.16
BPK	2	FE	14	14	883.52	300.31	843.45					513.06	1583.12				
DK	1	BPE1	15	15	197.64	20.51	196.33					162.75	226.43				
DK	1	BPE2	15	8	818.54	830.08	201.46	1540.28	684.16	702.54	2399.63	170.84	201.46				
DK	1	BPE3	4	4	211.70	13.84	212.80					194.76	226.43				
DK	1	BPE4	4	2	926.07	894.85	784.19	1672.98	413.08	1380.89	1965.07	170.84	187.49				
DK	1	FE	16	14	492.89	234.43	390.06	1258.08		1258.08	1258.08	363.98	737.36	479.72	943.44		
PS	1	ACID	9	9	297.93	56.34	312.41					203.24	373.80			.	
PS	1	ALK	9	9	42.18	17.18	38.01					20.18	68.75			.	
PS	1	FE	10	10	566.50	52.09	566.13					476.91	636.76				

CAS Number=2539175 Analyte=Tetrachloroguaiacol Units=MG/KKG

Subcat.	Option	Stream Cat.	Tot. Num. of Values	Num ND	Mean Value	Obs Std Dev	Obs Median Value	Mean Value NC	Std Dev NC	Min Value NC	Max Value NC	Min Value ND (1/2 DL)	Max Value ND (1/2 DL)	Mean MC L.B.	Mean MC U.B.	Min Value RC	Max Value RC
BPK	1	ACID	18	17	61.35	20.61	59.04	134.86		134.86	134.86	37.43	73.92	.			
BPK	1	ALK	17	2	551.92	967.50	248.01	622.60	1012.07	70.68	4140.28	21.76	21.90				
BPK	1	FE	18	18	191.41	24.96	187.23					154.89	255.61				
BPK	2	ACID	18	17	36.83	14.63	31.34					19.88	66.55	29.96	100.39		
BPK	2	ALK	17	7	59.31	46.11	48.00	79.68	50.85	38.33	201.38	16.90	48.00				.
BPK	2	FE	18	18	1017.04	431.83	909.36					513.06	2107.64				
DK	1	BPE1	18	12	915.24	1185.50	207.48	2363.98	999.75	674.50	3373.27	162.75	225.58				
DK	1	BPE2	18	8	731.17	628.66	517.42	1223.32	521.75	406.53	2102.24	170.84	201.46			638.92	638.92
DK	1	BPE3	6	0	2363.98	999.75	2390.57	2363.98	999.75	674.50	3373.27						
DK	1	BPE4	6	2	981.26	785.90	919.89	1382.30	621.29	628.30	2102.24	170.84	187.49				
DK	1	FE	18	18	405.51	51.18	381.82					340.14	545.82				
PS	1	ACID	11	11	291.10	52.67	273.99					203.24	373.80				
PS	1	ALK	11	11	49.96	15.52	55.32					20.18	68.75				

Abbreviations Used in Table: NC = Non-Censored, ND = Non-Detect, MC = Mid-Censored, RC = Right-Censored
L.B. = Lower Bound, U.B. = Upper Bound, and DL = Detection Limit

Appendix I - Table 2

Summary Statistics for Non-Selected Options (BPK 1,2; DK 1; PS 1)
Based on Long-Term, Short-Term, and Questionnaire Data

CAS Number=2539175 Analyte=Tetrachloroguaiacol Units=MG/KKG
(continued)

Subcat.	Option	Stream Cat.	Tot. Num. of Values	Num ND	Mean Value	Obs Std Dev	Obs Median Value	Mean Value NC	Std Dev NC	Min Value NC	Max Value NC	Min Value ND (1/2 DL)	Max Value ND (1/2 DL)	Mean MC L.B.	Mean MC U.B.	Min Value RC	Max Value RC
PS	1	FE	12	12	539.59	116.18	566.13					204.29	636.76	.			

CAS Number=2539266 Analyte=Trichlorosyringol Units=MG/KKG

Subcat.	Option	Stream Cat.	Tot. Num. of Values	Num ND	Mean Value	Obs Std Dev	Obs Median Value	Mean Value NC	Std Dev NC	Min Value NC	Max Value NC	Min Value ND (1/2 DL)	Max Value ND (1/2 DL)	Mean MC L.B.	Mean MC U.B.	Min Value RC	Max Value RC
BPK	1	ACID	17	7	75.54	65.02	53.66	106.78	69.77	44.92	270.29	23.69	36.31		.	.	.
BPK	1	ALK	16	1	178.99	115.50	183.32	190.12	110.31	39.49	356.53	12.01	12.01	.		.	.
BPK	1	FE	18	7	212.29	125.65	186.55	304.53	115.42	178.72	562.22	88.90	127.80	99.73	194.02	194.37	194.37
BPK	2	ACID	17	17	18.21	6.98	15.70		.			9.94	33.28	.	.	.	
BPK	2	ALK	17	17	12.87	4.44	11.84	.	.		.	7.07	23.60			.	
BPK	2	FE	18	18	461.10	149.81	430.92	.	.	.	.	256.53	777.17	.			
DK	1	BPE1	17	13	147.29	111.77	103.47	309.28	142.82	162.75	493.76	82.86	113.21			.	.
DK	1	BPE2	17	17	91.52	6.80	89.31					80.26	102.19	.			
DK	1	BPE3	5	5	102.15	10.21	103.47					87.36	113.21		.		
DK	1	BPE4	5	5	89.91	4.09	89.31					85.42	94.47	.			
DK	1	FE	18	18	211.77	46.76	190.91				.	170.07	368.68	.		.	.
PS	1	ACID	10	10	147.55	26.98	147.80			.	.	101.62	186.90		.		.
PS	1	ALK	10	10	22.06	8.67	22.34	.		.		10.09	34.38			.	
PS	1	FE	12	12	271.37	54.37	283.06		.	.	.	116.03	318.38	.		.	

CAS Number=2668248 Analyte=4,5,6-Trichloroguaiacol Units=MG/KKG

Subcat.	Option	Stream Cat.	Tot. Num. of Values	Num ND	Mean Value	Obs Std Dev	Obs Median Value	Mean Value NC	Std Dev NC	Min Value NC	Max Value NC	Min Value ND (1/2 DL)	Max Value ND (1/2 DL)	Mean MC L.B.	Mean MC U.B.	Min Value RC	Max Value RC
BPK	1	ACID	16	1	91.74	31.89	92.59	97.19	29.44	54.06	134.86	25.39	25.39	66.60	102.03	94.78	94.78
BPK	1	ALK	15	1	774.72	775.14	583.83	829.20	774.03	104.43	2642.73	12.01	12.01				

Abbreviations Used in Table: NC = Non-Censored, ND = Non-Detect, MC = Mid-Censored, RC = Right-Censored
L.B. = Lower Bound, U.B. = Upper Bound, and DL = Detection Limit

Summary Statistics for Non-Selected Options (BPK 1,2; DK 1; PS 1)
Based on Long-Term, Short-Term, and Questionnaire Data

CAS Number=2668248 Analyte=4,5,6-Trichloroguaiacol Units=MG/KKG
(continued)

Subcat.	Option	Stream Cat.	Tot. Num. of Values	Num ND	Mean Value	Obs Std Dev	Obs Median Value	Mean Value NC	Std Dev NC	Min Value NC	Max Value NC	Min Value ND (1/2 DL)	Max Value ND (1/2 DL)	Mean MC L.B.	Mean MC U.B.	Min Value RC	Max Value RC
BPK	1	FE	18	9	165.41	72.53	158.68	248.05	41.78	199.58	305.83	83.69	127.80	140.70	238.40	191.31	191.31
BPK	2	ACID	17	5	60.97	52.37	38.39	81.97	58.37	34.68	195.61	9.94	51.52	16.92	36.88		
BPK	2	ALK	16	0	242.28	111.97	213.51	242.28	111.97	98.10	486.09						
BPK	2	FE	17	12	795.58	554.40	730.58	1480.34	461.34	1155.97	2273.11	256.53	1053.82				
DK	1	BPE1	17	12	1537.73	2664.21	101.32	4977.03	2727.85	2851.31	9753.65	81.37	225.58				
DK	1	BPE2	14	3	703.87	672.22	464.85	862.72	676.37	319.46	2568.19	89.18	174.72				
DK	1	BPE3	5	0	4977.03	2727.85	4123.74	4977.03	2727.85	2851.31	9753.65		.				
DK	1	BPE4	3	0	850.27	316.44	1006.60	850.27	316.44	486.08	1058.12						
DK	1	FE	17	17	204.33	24.99	191.20					181.99	273.24				
PS	1	ACID	11	11	145.79	26.25	139.40					101.62	186.90			.	
PS	1	ALK	11	11	24.98	7.76	27.66					10.09	34.38				
PS	1	FE	12	12	270.22	58.01	283.06					102.14	318.38				

CAS Number=32139723 Analyte=3,4,6-Trichlorocatechol Units=MG/KKG

Subcat.	Option	Stream Cat.	Tot. Num. of Values	Num ND	Mean Value	Obs Std Dev	Obs Median Value	Mean Value NC	Std Dev NC	Min Value NC	Max Value NC	Min Value ND (1/2 DL)	Max Value ND (1/2 DL)	Mean MC L.B.	Mean MC U.B.	Min Value RC	Max Value RC
BPK	1	ACID	15	14	64.31	36.26	58.13					37.43	73.92	155.87	226.72		
BPK	1	ALK	17	15	29.92	16.27	24.03	64.28		64.28	64.28	21.46	29.39			79.89	79.89
BPK	1	FE	16	16	193.16	26.02	191.65					154.89	255.61				
BPK	2	ACID	16	14	55.07	56.15	30.28	191.26	43.77	160.31	222.21	19.88	66.55				
BPK	2	ALK	16	16	25.93	9.29	23.36					14.14	48.00				
BPK	2	FE	16	16	963.59	355.75	909.36					513.06	1587.03				
DK	1	BPE1	14	14	199.69	19.62	198.28					162.75	226.43				
DK	1	BPE2	14	13	196.15	50.00	183.06	363.37		363.37	363.37	160.51	201.46				
DK	1	BPE3	4	4	211.70	13.84	212.80					194.76	226.43				
DK	1	BPE4	4	4	181.48	8.43	183.06					170.84	188.95				
DK	1	FE	16	15	526.35	395.76	390.06	1967.03		1967.03	1967.03	363.98	737.36				
PS	1	ACID	10	10	294.61	54.14	293.20					203.24	373.80				
PS	1	ALK	10	10	44.13	17.33	44.69					20.18	68.75				
PS	1	FE	11	11	570.08	50.82	575.11					476.91	636.76				

Abbreviations Used in Table: NC = Non-Censored, ND = Non-Detect, MC = Mid-Censored, RC = Right-Censored
L.B. = Lower Bound, U.B. = Upper Bound, and DL = Detection Limit

Appendix L - Table 2

Summary Statistics for Non-Selected Options (BPK 1,2; DK 1; PS 1)
Based on Long-Term, Short-Term, and Questionnaire Data

CAS Number=56961207 Analyte=3,4,5-Trichlorocatechol Units=MG/KKG

Subcat.	Option	Stream Cat.	Tot. Num. of Values	Num ND	Mean Value	Obs Std Dev	Obs Median Value	Mean Value NC	Std Dev NC	Min Value NC	Max Value NC	Min Value ND (1/2 DL)	Max Value ND (1/2 DL)	Mean MC L.B.	Mean MC U.B.	Min Value RC	Max Value RC
BPK	1	ACID	16	0	2342.72	1731.40	1288.68	2498.19	1802.94	705.98	5651.86	.				1231.30	1277.55
BPK	1	ALK	16	4	141.01	116.29	104.51	182.41	113.08	57.92	414.03	21.76	24.80		.	158.31	158.31
BPK	1	FE	18	3	607.88	354.10	574.31	751.47	322.30	341.44	1402.02	154.89	188.58	205.74	404.50	377.64	736.42
BPK	2	ACID	17	1	2198.50	2252.96	1535.38	2728.26	2327.80	199.65	7684.58	41.75	41.75		.	98.73	987.02
BPK	2	ALK	15	14	27.44	11.60	24.13					14.14	48.00	35.42	70.14		
BPK	2	FE	15	15	922.03	325.55	895.15					513.06	1583.12			.	
DK	1	BPE1	14	13	226.96	102.49	203.59	576.49	.	576.49	576.49	162.75	226.43		.		
DK	1	BPE2	16	4	2161.63	2193.18	1447.50	3111.80	2242.14	539.86	7557.98	174.72	200.64			663.63	2063.22
DK	1	BPE3	4	3	307.13	179.75	222.54	576.49	.	576.49	576.49	206.95	226.43			.	
DK	1	BPE4	6	1	2547.56	2879.81	1363.42	4123.68	3511.45	539.86	7557.98	187.49	187.49		.	663.63	2063.22
DK	1	FE	16	7	782.07	389.17	747.44	1096.60	281.16	757.51	1559.50	363.98	737.36			634.00	634.00
PS	1	ACID	10	10	294.61	54.14	293.20	.	.		.	203.24	373.80	.	.	.	.
PS	1	ALK	10	10	44.13	17.33	44.69					20.18	68.75			.	
PS	1	FE	11	11	570.08	50.82	575.11	.				476.91	636.76	.	.	.	

CAS Number=57057837 Analyte=3,4,5-Trichloroguaiacol Units=MG/KKG

Subcat.	Option	Stream Cat.	Tot. Num. of Values	Num ND	Mean Value	Obs Std Dev	Obs Median Value	Mean Value NC	Std Dev NC	Min Value NC	Max Value NC	Min Value ND (1/2 DL)	Max Value ND (1/2 DL)	Mean MC L.B.	Mean MC U.B.	Min Value RC	Max Value RC
BPK	1	ACID	16	4	128.59	99.53	99.83	178.91	92.73	44.92	348.77	25.39	36.31	39.68	75.10	94.33	94.33
BPK	1	ALK	17	0	1934.05	1342.53	1489.08	1655.85	1154.96	313.28	3880.31			.	.	3636.62	4404.56
BPK	1	FE	18	1	463.04	194.86	464.48	484.73	182.86	207.54	782.35	94.29	94.29	.	.	484.69	484.69
BPK	2	ACID	15	0	206.98	151.23	161.21	206.98	151.23	62.56	582.17					.	.
BPK	2	ALK	18	0	777.27	467.10	707.52	843.07	461.02	309.12	1944.35					84.42	899.74
BPK	2	FE	17	4	1761.67	1145.28	1600.74	2221.91	1017.07	861.57	4050.24	318.51	585.92	1426.27	1612.30		
DK	1	BPE1	18	12	217.97	219.18	103.87	504.28	236.67	246.05	856.95	81.37	112.79			256.48	256.48
DK	1	BPE2	18	5	1085.30	1036.50	925.10	1514.73	1004.56	256.31	3098.77	87.36	100.73	.	.	887.37	887.37
DK	1	BPE3	6	1	439.21	266.09	430.35	568.83	216.56	332.36	856.95	103.47	103.47			256.48	256.48
DK	1	BPE4	6	1	1009.86	1143.47	576.94	1269.51	1343.34	256.31	3098.77	93.74	93.74			887.37	887.37
DK	1	FE	18	18	211.77	46.76	190.91					170.07	368.68			.	.
PS	1	ACID	10	10	147.55	26.98	147.80					101.62	186.90		.	.	
PS	1	ALK	10	10	22.06	8.67	22.34			.		10.09	34.38		.	.	

- Abbreviations Used in Table: NC = Non-Censored, ND = Non-Detect, MC = Mid-Censored, RC = Right-Censored
L.B. = Lower Bound, U.B. = Upper Bound, and DL = Detection Limit

Summary Statistics for Non-Selected Options (BPK 1,2; DK 1; PS 1)
Based on Long-Term, Short-Term, and Questionnaire Data

CAS Number=57057837 Analyte=3,4,5-Trichloroguaiacol Units=MG/KKG
(continued)

Subcat.	Option	Stream Cat.	Tot. Num. of Values	Num ND	Mean Value	Obs Std Dev	Obs Median Value	Mean Value NC	Std Dev NC	Min Value NC	Max Value NC	Min Value ND (1/2 DL)	Max Value ND (1/2 DL)	Mean MC L.B.	Mean MC U.B.	Min Value RC	Max Value RC
PS	1	FE	12	12	271.37	54.37	283.06					116.03	318.38				

CAS Number=58902 Analyte=2,3,4,6-Tetrachlorophenol Units=MG/KKG

Subcat.	Option	Stream Cat.	Tot. Num. of Values	Num ND	Mean Value	Obs Std Dev	Obs Median Value	Mean Value NC	Std Dev NC	Min Value NC	Max Value NC	Min Value ND (1/2 DL)	Max Value ND (1/2 DL)	Mean MC L.B.	Mean MC U.B.	Min Value RC	Max Value RC
BPK	1	ACID	17	14	38.90	25.49	30.11	85.68	32.54	65.60	123.23	18.71	36.31				
BPK	1	ALK	17	1	106.70	71.03	99.20	115.82	70.00	24.37	308.32	10.75	10.75	.		65.85	65.85
BPK	1	FE	18	18	96.20	12.34	95.83					77.45	127.80				
BPK	2	ACID	17	17	18.05	7.13	15.70					9.94	33.28				
BPK	2	ALK	17	17	12.87	4.44	11.84					7.07	23.60				
BPK	2	FE	18	18	461.10	149.81	430.92					256.53	777.17				.
DK	1	BPE1	18	13	177.81	157.25	102.40	444.75	125.00	311.69	612.19	81.37	112.79			174.54	174.54
DK	1	BPE2	17	15	110.77	56.10	92.51	253.65	58.14	212.54	294.76	80.26	102.19				
DK	1	BPE3	6	1	342.84	186.57	361.38	444.75	125.00	311.69	612.19	103.47	103.47			174.54	174.54
DK	1	BPE4	5	4	129.97	92.18	89.31	294.76		294.76	294.76	85.42	93.74				
DK	1	FE	18	18	211.77	46.76	190.91					170.07	368.68				
PS	1	ACID	10	10	147.55	26.98	147.80					101.62	186.90				
PS	1	ALK	10	10	22.06	8.67	22.34					10.09	34.38				
PS	1	FE	12	12	271.37	54.37	283.06					116.03	318.38				

CAS Number=60712449 Analyte=3,4,6-Trichloroguaiacol Units=MG/KKG

Subcat.	Option	Stream Cat.	Tot. Num. of Values	Num ND	Mean Value	Obs Std Dev	Obs Median Value	Mean Value NC	Std Dev NC	Min Value NC	Max Value NC	Min Value ND (1/2 DL)	Max Value ND (1/2 DL)	Mean MC L.B.	Mean MC U.B.	Min Value RC	Max Value RC
BPK	1	ACID	16	12	41.40	23.32	31.11	78.46	13.74	63.78	90.68	18.71	36.31				
BPK	1	ALK	15	0	116.91	80.81	94.24	116.91	80.81	27.59	299.51						

Abbreviations Used in Table: NC = Non-Censored, ND = Non-Detect, MC = Mid-Censored, RC = Right-Censored
L.B. = Lower Bound, U.B. = Upper Bound, and DL = Detection Limit

Appendix L - Table 2

Summary Statistics for Non-Selected Options (BPK 1,2; DK 1; PS 1)
Based on Long-Term, Short-Term, and Questionnaire Data

CAS Number=60712449 Analyte=3,4,6-Trichloroguaiacol Units=MG/KKG
(continued)

Subcat.	Option	Stream Cat.	Tot. Num. of Values	Num ND	Mean Value	Obs Std Dev	Obs Median Value	Mean Value NC	Std Dev NC	Min Value NC	Max Value NC	Min Value ND (1/2 DL)	Max Value ND (1/2 DL)	Mean MC L.B.	Mean MC U.B.	Min Value RC	Max Value RC
BPK	1	FE	18	18	96.20	12.34	95.83					77.45	127.80				
BPK	2	ACID	17	17	18.12	7.03	14.64		.			9.94	33.28				
BPK	2	ALK	17	10	22.06	16.69	18.03	34.86	19.46	20.37	76.39	8.41	23.60			.	.
BPK	2	FE	18	18	461.10	149.81	430.92					256.53	777.17	.	.	.	
DK	1	BPE1	18	13	323.64	419.56	102.40	1036.05	302.62	638.75	1285.43	81.37	112.79			434.36	434.36
DK	1	BPE2	17	13	143.52	95.03	96.38	308.88	17.15	292.18	332.55	80.26	102.19		.		
DK	1	BPE3	6	1	780.34	472.05	800.42	1036.05	302.62	638.75	1285.43	103.47	103.47			434.36	434.36
DK	1	BPE4	5	3	180.12	125.83	93.74	317.42	21.40	302.28	332.55	85.42	93.74	.			
DK	1	FE	18	18	211.77	46.76	190.91					170.07	368.68				.
PS	1	ACID	10	10	147.55	26.98	147.80					101.62	186.90				
PS	1	ALK	10	10	22.06	8.67	22.34	.				10.09	34.38				
PS	1	FE	12	12	271.37	54.37	283.06	.				116.03	318.38		.		

CAS Number=87865 Analyte=Pentachlorophenol Units=MG/KKG

Subcat.	Option	Stream Cat.	Tot. Num. of Values	Num ND	Mean Value	Obs Std Dev	Obs Median Value	Mean Value NC	Std Dev NC	Min Value NC	Max Value NC	Min Value ND (1/2 DL)	Max Value ND (1/2 DL)	Mean MC L.B.	Mean MC U.B.	Min Value RC	Max Value RC
BPK	1	ACID	18	18	57.08	9.39	58.45			.		37.43	73.92		.		
BPK	1	ALK	18	6	59.64	30.47	63.12	77.30	20.25	49.60	115.03	21.76	28.96	.			.
BPK	1	FE	18	18	191.41	24.96	187.23					154.89	255.61	.			
BPK	2	ACID	18	18	36.24	13.59	31.34				.	19.88	66.55				.
BPK	2	ALK	18	17	29.82	21.83	23.16	110.19	.	110.19	110.19	14.14	48.00	.			
BPK	2	FE	18	18	876.43	269.53	811.03					513.06	1583.12	.			.
DK	1	BPE1	18	18	193.25	21.82	195.55					162.75	226.43			.	.
DK	1	BPE2	18	18	182.84	12.67	181.82	.			.	160.51	201.46			.	.
DK	1	BPE3	6	6	198.01	23.90	200.86					166.55	226.43			.	.
DK	1	BPE4	6	6	180.85	7.75	182.33					170.84	188.95				.
DK	1	FE	18	18	393.38	40.77	379.43					327.63	471.44	.			
PS	1	ACID	11	11	291.10	52.67	273.99					203.24	373.80				.
PS	1	ALK	11	11	49.96	15.52	55.32					20.18	68.75	.	.	.	.
PS	1	FE	12	12	539.59	116.18	566.13					204.29	636.76				.

Abbreviations Used in Table: NC = Non-Censored, ND = Non-Detect, MC = Mid-Censored, RC = Right-Censored
L.B. = Lower Bound, U.B. = Upper Bound, and DL = Detection Limit

Summary Statistics for Non-Selected Options (BPK 1,2; DK 1; PS 1)
Based on Long-Term, Short-Term, and Questionnaire Data

CAS Number=88062 Analyte=2,4,6-Trichlorophenol Units=MG/KKG

Subcat.	Option	Stream Cat.	Tot. Num. of Values	Num ND	Mean Value	Obs Std Dev	Obs Median Value	Mean Value NC	Std Dev NC	Min Value NC	Max Value NC	Min Value ND (1/2 DL)	Max Value ND (1/2 DL)	Mean MC L.B.	Mean MC U.B.	Min Value RC	Max Value RC
BPK	1	ACID	17	0	1590.27	2518.72	1059.01	1676.25	2679.70	404.66	11228.89					824.66	1066.07
BPK	1	ALK	18	0	1061.80	546.27	1103.85	1046.83	559.26	243.66	1849.91					1316.23	1316.23
BPK	1	FE	18	0	941.07	265.83	980.51	940.25	256.94	374.92	1381.87			598.38	647.34	1272.45	1272.45
BPK	2	ACID	16	0	261.99	316.30	99.80	277.66	320.91	32.69	1018.47			16.92	36.88	.	
BPK	2	ALK	16	0	111.52	94.15	72.60	111.52	94.15	25.83	330.67					.	
BPK	2	FE	18	18	461.10	149.81	430.92					256.53	777.17				
DK	1	BPE1	18	11	3699.90	5481.33	105.81	9364.57	4885.40	201.68	15722.70	81.37	112.79			.	
DK	1	BPE2	18	3	1892.40	1403.00	1860.57	2242.84	1294.31	333.31	5215.00	87.36	100.32			2386.64	2386.64
DK	1	BPE3	6	0	10891.72	3008.37	10202.65	10891.72	3008.37	6783.35	15722.70						
DK	1	BPE4	6	0	2713.69	1563.39	2625.77	2779.10	1738.72	333.31	5215.00					2386.64	2386.64
DK	1	FE	18	0	1219.55	533.64	1117.09	1243.75	518.81	491.07	2386.89					426.20	1625.64
PS	1	ACID	10	10	147.55	26.98	147.80					101.62	186.90				
PS	1	ALK	9	9	21.09	8.59	19.00					10.09	34.38				
PS	1	FE	12	11	290.58	29.54	292.37	346.47		346.47	346.47	238.45	318.38				

CAS Number=95954 Analyte=2,4,5-Trichlorophenol Units=MG/KKG

Subcat.	Option	Stream Cat.	Tot. Num. of Values	Num ND	Mean Value	Obs Std Dev	Obs Median Value	Mean Value NC	Std Dev NC	Min Value NC	Max Value NC	Min Value ND (1/2 DL)	Max Value ND (1/2 DL)	Mean MC L.B.	Mean MC U.B.	Min Value RC	Max Value RC
BPK	1	ACID	18	18	28.50	4.60	28.98					18.71	36.31	.			
BPK	1	ALK	18	18	12.40	1.33	12.21					10.73	15.14	.			
BPK	1	FE	18	18	95.65	12.45	93.62					77.45	127.80				
BPK	2	ACID	17	17	18.21	6.98	15.70					9.94	33.28				
BPK	2	ALK	17	17	12.87	4.44	11.84					7.07	23.60				
BPK	2	FE	18	18	461.10	149.81	430.92					256.53	777.17				
DK	1	BPE1	18	18	96.53	10.81	97.77					81.37	113.21				
DK	1	BPE2	17	17	91.52	6.80	89.31					80.26	102.19				
DK	1	BPE3	6	6	99.00	11.95	100.43					83.27	113.21				
DK	1	BPE4	5	5	89.91	4.09	89.31					85.42	94.47				
DK	1	FE	18	18	211.77	46.76	190.91					170.07	368.68				
PS	1	ACID	10	10	147.55	26.98	147.80					101.62	186.90				
PS	1	ALK	10	10	22.06	8.67	22.34					10.09	34.38				

Abbreviations Used in Table: NC = Non-Censored, ND = Non-Detect, MC = Mid-Censored, RC = Right-Censored
L.B. = Lower Bound, U.B. = Upper Bound, and DL = Detection Limit

Appendix I - Table 2

Summary Statistics for Non-Selected Options (BPK 1,2; DK 1; PS 1)
Based on Long-Term, Short-Term, and Questionnaire Data

CAS Number=95954 Analyte=2,4,5-Trichlorophenol Units=MG/KKG
(continued)

Subcat.	Option	Stream Cat.	Tot. Num. of Values	Num ND	Mean Value	Obs Std Dev	Obs Median Value	Mean Value NC	Std Dev NC	Min Value NC	Max Value NC	Min Value ND (1/2 DL)	Max Value ND (1/2 DL)	Mean MC L.B.	Mean MC U.B.	Min Value RC	Max Value RC
PS	1	FE	12	12	271.37	54.37	283.06				.	116.03	318.38				

CAS Number=1746016 Analyte=2,3,7,8-Tetrachlorodibenzo-p-dioxin(TCDD) Units=NG/KKG

Subcat.	Option	Stream Cat.	Tot. Num. of Values	Num ND	Mean Value	Obs Std Dev	Obs Median Value	Mean Value NC	Std Dev NC	Min Value NC	Max Value NC	Min Value ND (1/2 DL)	Max Value ND (1/2 DL)	Mean MC L.B.	Mean MC U.B.	Min Value RC	Max Value RC
BPK	1	ACID	18	14	186.26	140.95	122.74	432.24	84.56	328.02	534.78	74.86	148.79	.	.	.	.
BPK	1	ALK	16	9	333.35	614.95	56.48	697.52	818.73	131.47	2302.90	42.93	58.04				
BPK	1	FE	18	18	400.25	62.76	381.86					327.66	552.75		.		
BPK	2	ACID	18	17	89.27	74.71	61.63	370.35		370.35	370.35	43.73	118.84	.			.
BPK	2	ALK	18	17	71.31	71.85	47.98	347.21		347.21	347.21	36.59	113.41		.		.
BPK	2	FE	18	18	1818.74	543.18	1737.27			.	.	1128.73	3166.23				.
DK	1	BPE1	18	16	550.46	492.17	391.20	1691.92	1070.64	934.85	2448.98	347.35	503.17				.
DK	1	BPE2	17	8	1745.28	2172.26	1093.39	3164.08	2518.99	1093.39	7331.24	353.13	462.61	1050.54	1444.49		
DK	1	BPE3	6	4	836.84	818.74	443.77	1691.92	1070.64	934.85	2448.98	366.41	503.17		.	.	.
DK	1	BPE4	6	2	2412.29	2727.29	1266.18	3427.71	2876.21	1093.39	7331.24	381.00	381.92	.			
DK	1	FE	18	15	1094.94	640.86	830.41	2657.86	770.08	2113.33	3202.39	720.78	1063.99	1327.25	2138.35		
PS	1	ACID	11	11	581.21	118.63	582.56		.		.	406.48	760.64				.
PS	1	ALK	11	11	69.02	17.53	67.88		.			49.98	108.66				
PS	1	FE	12	12	1087.30	240.51	1102.43		.	.	.	449.43	1382.19				.

CAS Number=51207319 Analyte=2,3,7,8-Tetrachlorodibenzo-furan(TCDF) Units=NG/KKG

Subcat.	Option	Stream Cat.	Tot. Num. of Values	Num ND	Mean Value	Obs Std Dev	Obs Median Value	Mean Value NC	Std Dev NC	Min Value NC	Max Value NC	Min Value ND (1/2 DL)	Max Value ND (1/2 DL)	Mean MC L.B.	Mean MC U.B.	Min Value RC	Max Value RC
BPK	1	ACID	18	11	1006.39	2880.67	129.07	2409.26	4444.53	260.98	12398.22	74.86	148.79				.
BPK	1	ALK	17	6	1842.74	4605.79	309.89	2820.48	5564.33	116.09	19023.95	42.93	53.99				

Abbreviations Used in Table: NC = Non-Censored, ND = Non-Detect, MC = Mid-Censored, RC = Right-Censored
L.B. = Lower Bound, U.B. = Upper Bound, and DL = Detection Limit

Summary Statistics for Non-Selected Options (BPK 1,2; DK 1; PS 1)
Based on Long-Term, Short-Term, and Questionnaire Data

CAS Number=51207319 Analyte=2,3,7,8-Tetrachlorodibenzo-furan(TCDF) Units=NG/KKG
(continued)

Subcat.	Option	Stream Cat.	Tot. Num. of Values	Num ND	Mean Value	Obs Std Dev	Obs Median Value	Mean Value NC	Std Dev NC	Min Value NC	Max Value NC	Min Value ND (1/2 DL)	Max Value ND (1/2 DL)	Mean MC L.B.	Mean MC U.B.	Min Value RC	Max Value RC
BPK	1	FE	18	14	579.75	381.88	390.30	1209.01	355.87	853.48	1557.80	327.66	552.75				
BPK	2	ACID	18	17	85.97	66.41	61.63					43.73	118.84	295.79	372.62		
BPK	2	ALK	18	15	71.94	42.48	61.08	148.56	34.22	117.47	185.22	36.59	113.41			.	
BPK	2	FE	18	18	1818.74	543.18	1737.27					1128.73	3166.23		.		
DK	1	BPE1	18	14	734.45	770.88	422.87	1849.65	1105.98	1176.51	3498.54	347.35	503.17			.	
DK	1	BPE2	17	5	3605.06	4638.92	1435.07	4950.71	4958.29	834.66	17071.25	346.58	395.73				
DK	1	BPE3	6	3	1256.16	1190.48	880.55	2074.03	1238.02	1257.93	3498.54	383.24	503.17				
DK	1	BPE4	6	0	3069.95	2869.40	1745.37	3069.95	2869.40	902.73	8313.78				.		
DK	1	FE	18	9	1746.28	1135.17	1294.50	2637.88	967.30	1525.01	4586.76	741.44	1063.99				
PS	1	ACID	11	10	675.64	307.63	616.41	1535.58	.	1535.58	1535.58	406.48	760.64	.			
PS	1	ALK	11	10	76.71	37.50	67.88	184.92	.	184.92	184.92	49.98	86.12				
PS	1	FE	12	4	3626.10	2502.55	3174.07	4857.58	2151.90	2778.29	8405.27	1006.20	1382.19				

CAS Number=67641 Analyte=2-Propanone (Acetone) Units=G/KKG

Subcat.	Option	Stream Cat.	Tot. Num. of Values	Num ND	Mean Value	Obs Std Dev	Obs Median Value	Mean Value NC	Std Dev NC	Min Value NC	Max Value NC	Min Value ND (1/2 DL)	Max Value ND (1/2 DL)	Mean MC L.B.	Mean MC U.B.	Min Value RC	Max Value RC
BPK	1	ACID	17	3	8.12	9.04	6.33	10.13	9.49	1.16	37.74	0.66	1.30	1.92	4.30		
BPK	1	ALK	17	3	1.33	0.65	1.63	1.51	0.40	0.90	2.08	0.23	0.26			2.21	2.21
BPK	2	ACID	17	2	4.83	3.44	4.29	5.40	3.26	1.27	12.60	0.25	0.93				
BPK	2	ALK	17	1	3.54	2.05	3.27	3.90	1.96	2.12	8.64	0.36	0.36	1.43	1.77	2.20	5.44
DK	1	BPE1	17	10	5.50	9.04	2.19	10.66	12.84	3.92	39.64	1.63	2.26				
DK	1	BPE2	16	0	11.75	16.54	7.46	11.75	16.54	4.71	73.09						
DK	1	BPE3	5	3	9.96	16.63	2.19	22.01	24.93	4.39	39.64	1.67	2.19				
DK	1	BPE4	5	0	8.01	2.91	7.35	8.01	2.91	5.27	12.97						
PS	1	ACID	7	2	10.40	12.44	5.36	13.19	14.08	4.55	37.99	3.12	3.74				
PS	1	ALK	9	1	309.77	237.80	276.43	308.43	206.11	71.37	735.47	0.29	0.29			628.66	628.66

Abbreviations Used in Table: NC = Non-Censored, ND = Non-Detect, MC = Mid-Censored, RC = Right-Censored
L.B. = Lower Bound, U.B. = Upper Bound, and DL = Detection Limit

Appendix L - Table 2

Summary Statistics for Non-Selected Options (BPK 1,2; DK 1; PS 1)
Based on Long-Term, Short-Term, and Questionnaire Data

CAS Number=67663 Analyte=Chloroform Units=G/KKG

Subcat.	Option	Stream Cat.	Tot. Num. of Values	Num ND	Mean Value	Obs Std Dev	Obs Median Value	Mean Value NC	Std Dev NC	Min Value NC	Max Value NC	Min Value ND (1/2 DL)	Max Value ND (1/2 DL)	Mean MC L.B.	Mean MC U.B.	Min Value RC	Max Value RC
BPK	1	ACID	18	0	26.23	17.09	23.98	23.49	12.93	4.88	45.90					72.77	72.77
BPK	1	ALK	18	0	13.69	6.96	13.08	12.53	5.07	3.03	20.93					33.42	33.42
BPK	2	ACID	18	0	4.93	3.14	3.72	4.93	3.14	1.29	11.28	.	.		.		
BPK	2	ALK	18	0	3.66	1.58	3.17	3.66	1.58	2.07	7.72					.	
DK	1	BPE1	18	0	270.00	431.11	22.07	284.96	439.53	11.66	1166.44		.	.	.	15.58	15.58
DK	1	BPE2	18	0	224.20	165.67	212.66	224.20	165.67	11.74	525.97		.	.			
DK	1	BPE3	6	0	771.16	423.94	871.00	922.27	231.05	590.31	1166.44					15.58	15.58
DK	1	BPE4	6	0	400.65	84.59	361.45	400.65	84.59	327.72	525.97			.	.	.	
PS	1	ACID	10	0	8.20	8.56	4.66	8.20	8.56	1.23	26.07	.			.	.	.
PS	1	ALK	11	11	0.08	0.03	0.08			.		0.05	0.12				.

CAS Number=75092 Analyte=Methylene chloride Units=G/KKG

Subcat.	Option	Stream Cat.	Tot. Num. of Values	Num ND	Mean Value	Obs Std Dev	Obs Median Value	Mean Value NC	Std Dev NC	Min Value NC	Max Value NC	Min Value ND (1/2 DL)	Max Value ND (1/2 DL)	Mean MC L.B.	Mean MC U.B.	Min Value RC	Max Value RC
BPK	1	ACID	15	14	0.21	0.24	0.11	1.04		1.04	1.04	0.07	0.28		.		
BPK	1	ALK	14	12	0.10	0.18	0.05	0.40	0.44	0.09	0.71	0.04	0.05				
BPK	2	ACID	14	14	0.09	0.04	0.07					0.05	0.19				
BPK	2	ALK	14	10	0.11	0.13	0.06	0.26	0.19	0.14	0.53	0.03	0.08				.
DK	1	BPE1	17	15	1.37	3.08	0.35	8.96	4.66	5.66	12.25	0.30	0.44				
DK	1	BPE2	16	14	1.00	2.14	0.35	5.59	4.50	2.41	8.77	0.32	0.39				
DK	1	BPE3	6	6	0.39	0.04	0.39					0.33	0.44				
DK	1	BPE4	6	5	1.76	3.44	0.35	8.77		8.77	8.77	0.34	0.38				
PS	1	ACID	10	8	1.53	2.62	0.57	5.51	4.71	2.17	8.84	0.44	0.68				
PS	1	ALK	9	8	0.39	0.92	0.08	2.85		2.85	2.85	0.05	0.12				

Abbreviations Used in Table: NC = Non-Censored, ND = Non-Detect, MC = Mid-Censored, RC = Right-Censored
L.B. = Lower Bound, U.B. = Upper Bound, and DL = Detection Limit

Summary Statistics for Non-Selected Options (BPK 1,2; DK 1; PS 1)
Based on Long-Term, Short-Term, and Questionnaire Data

CAS Number=78933 Analyte=2-Butanone (MEK) Units=G/KKG

Subcat.	Option	Stream Cat.	Tot. Num. of Values	Num ND	Mean Value	Obs Std Dev	Obs Median Value	Mean Value NC	Std Dev NC	Min Value NC	Max Value NC	Min Value ND (1/2 DL)	Max Value ND (1/2 DL)	Mean MC L.B.	Mean MC U.B.	Min Value RC	Max Value RC
BPK	1	ACID	18	8	1.83	1.77	1.51	2.56	2.12	0.89	8.48	0.46	1.42	.			
BPK	1	ALK	18	18	0.24	0.02	0.24					0.21	0.27				
BPK	2	ACID	17	13	0.65	0.48	0.52	1.36	0.42	0.94	1.74	0.25	0.93	.		.	
BPK	2	ALK	18	11	0.51	0.42	0.35	1.00	0.40	0.60	1.55	0.14	0.39			0.35	0.35
DK	1	BPE1	18	18	1.90	0.36	1.78					1.51	3.05				
DK	1	BPE2	18	17	3.94	9.23	1.74	40.91		40.91	40.91	1.60	2.16				
DK	1	BPE3	6	6	1.93	0.20	1.93					1.67	2.19				
DK	1	BPE4	6	5	8.28	15.98	1.73	40.91		40.91	40.91	1.71	1.89	.			
PS	1	ACID	10	8	3.80	2.34	2.87	8.14	0.42	7.84	8.44	2.03	3.74	.	.		
PS	1	ALK	11	2	62.40	82.03	19.15	76.17	85.07	5.36	249.55	0.26	0.62	.			

CAS Number=59473040 Analyte=Absorbable Organic Halides Units=KG/KKG

Subcat.	Option	Stream Cat.	Tot. Num. of Values	Num ND	Mean Value	Obs Std Dev	Obs Median Value	Mean Value NC	Std Dev NC	Min Value NC	Max Value NC	Min Value ND (1/2 DL)	Max Value ND (1/2 DL)	Mean MC L.B.	Mean MC U.B.	Min Value RC	Max Value RC
BPK	1	FE	16	0	1.34	0.26	1.37	1.30	0.26	0.83	1.87					1.39	1.78
BPK	2	FE	17	0	1.49	0.49	1.34	1.51	0.53	0.92	2.51					0.92	1.77
DK	1	FE	15	0	1.15	0.40	1.06	1.28	0.47	0.58	2.21					0.77	1.13
PS	1	FE	12	0	0.72	0.26	0.77	0.81	0.23	0.44	1.06					0.25	0.92

Abbreviations Used in Table: NC = Non-Censored, ND = Non-Detect, MC = Mid-Censored, RC = Right-Censored
L.B. = Lower Bound, U.B. = Upper Bound, and DL = Detection Limit

APPENDIX M

BAT Time Plots

(Includes time plots for chlorinated phenolics TCDD, and TCDF in final effluent although limitations were not proposed for these pollutants in final effluent.)

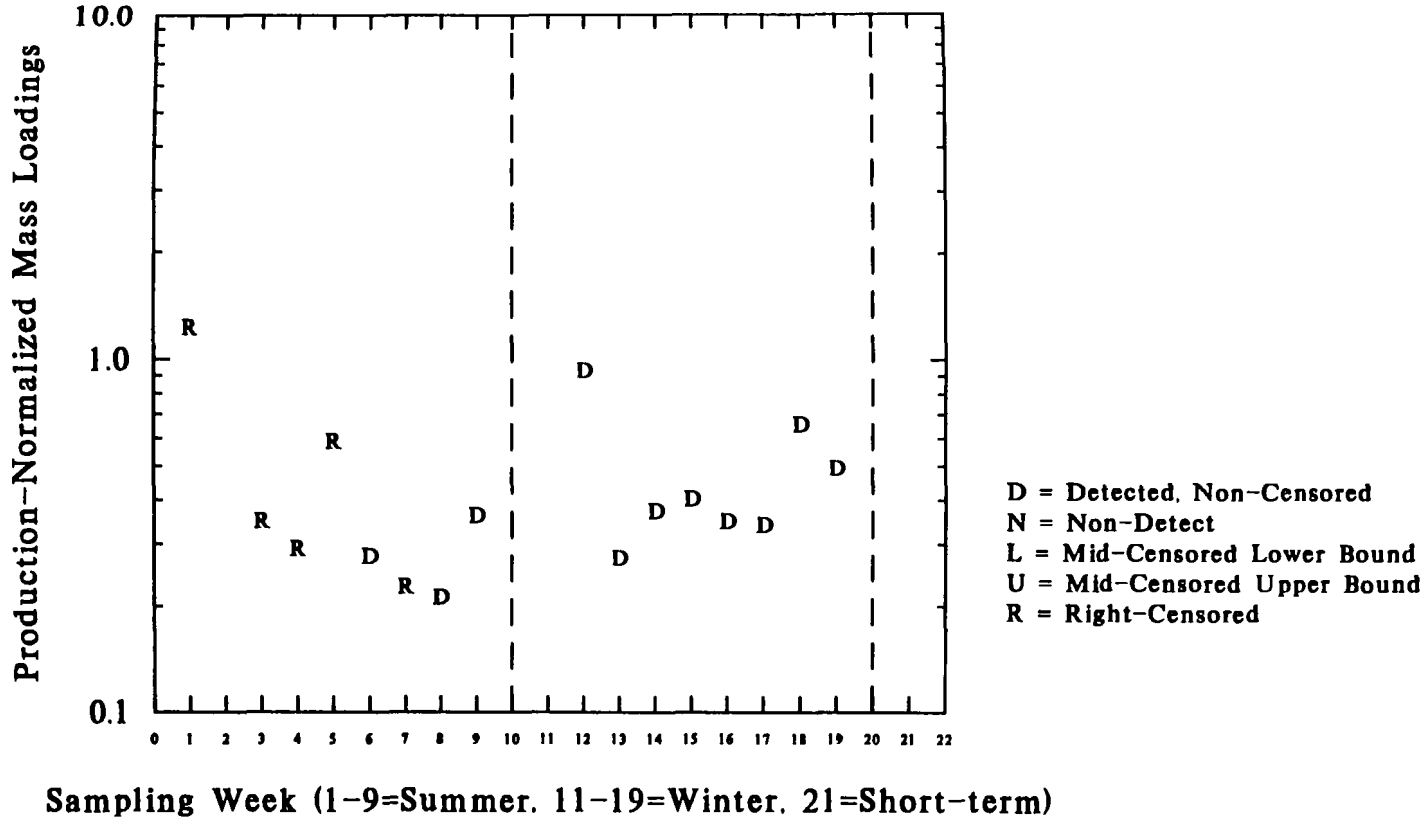

Figure M1-1. Time Plot for AOX (KG/KKG)
Subcategory=BPK, Option=3, Stream=FE

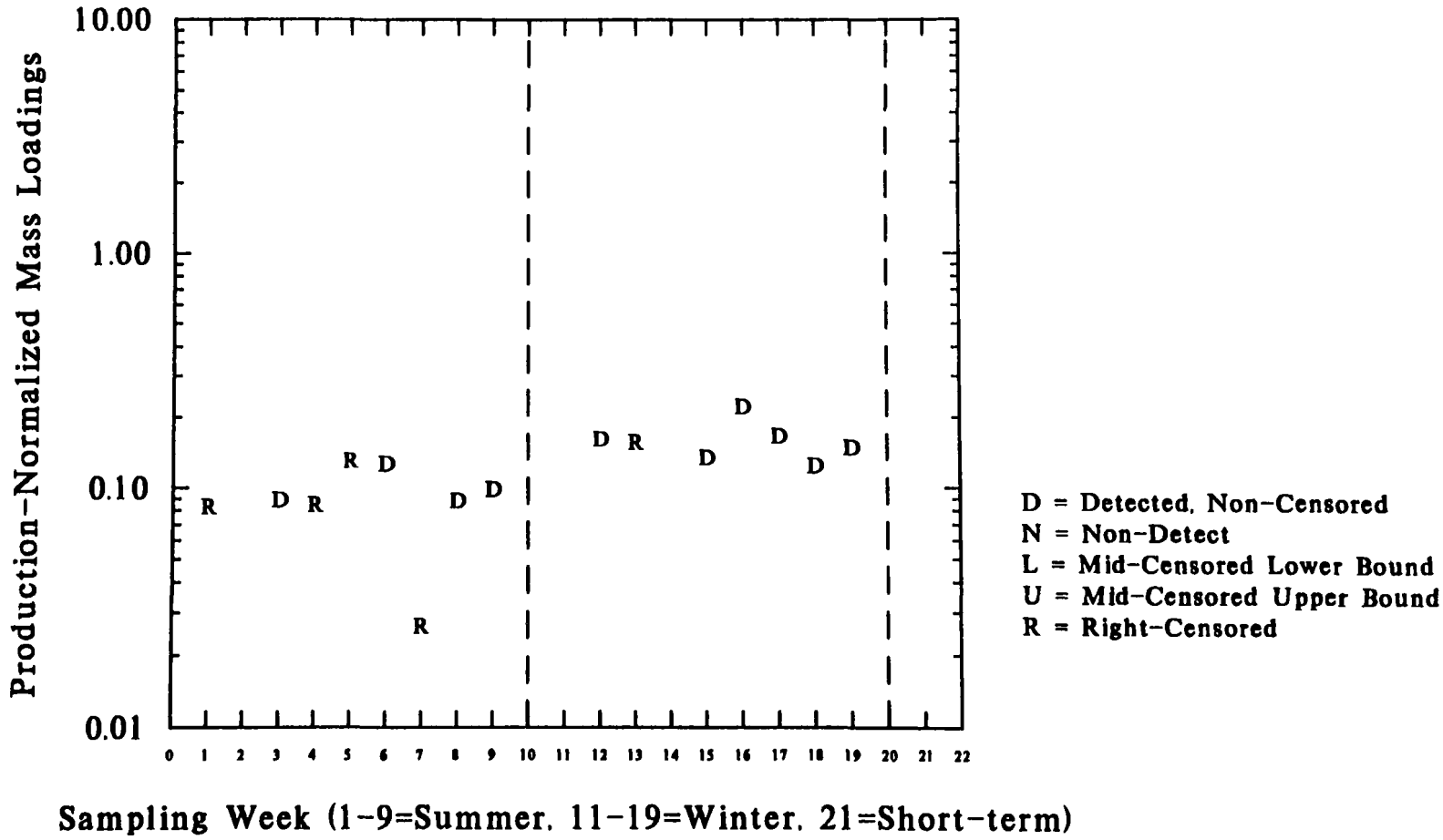

Figure M1-2. Time Plot for AOX (KG/KKG)
Subcategory=BPK, Option=4, Stream=FE

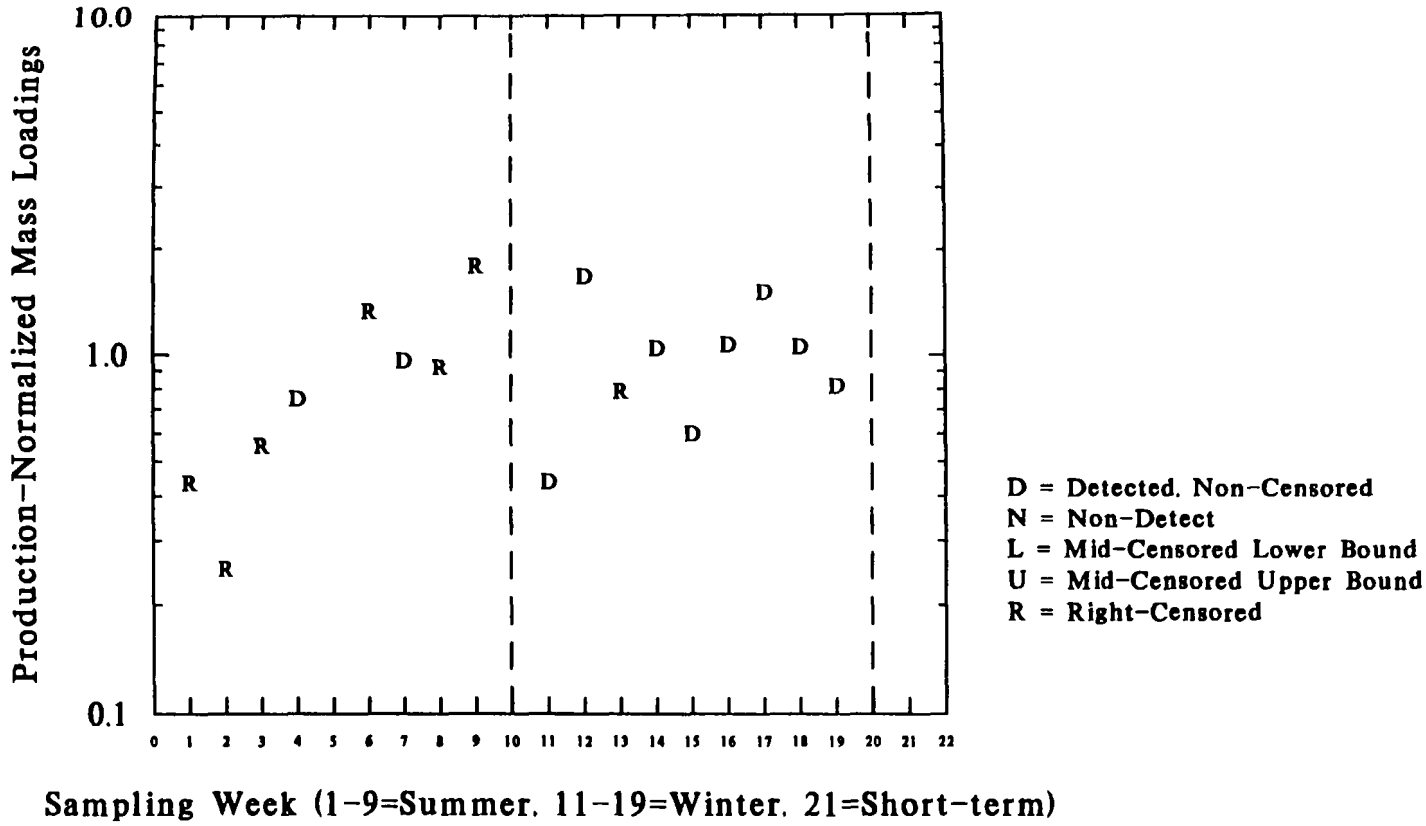

Figure M1-3. Time Plot for AOX (KG/KKG)
Subcategory=DS, Option=1, Stream=FE

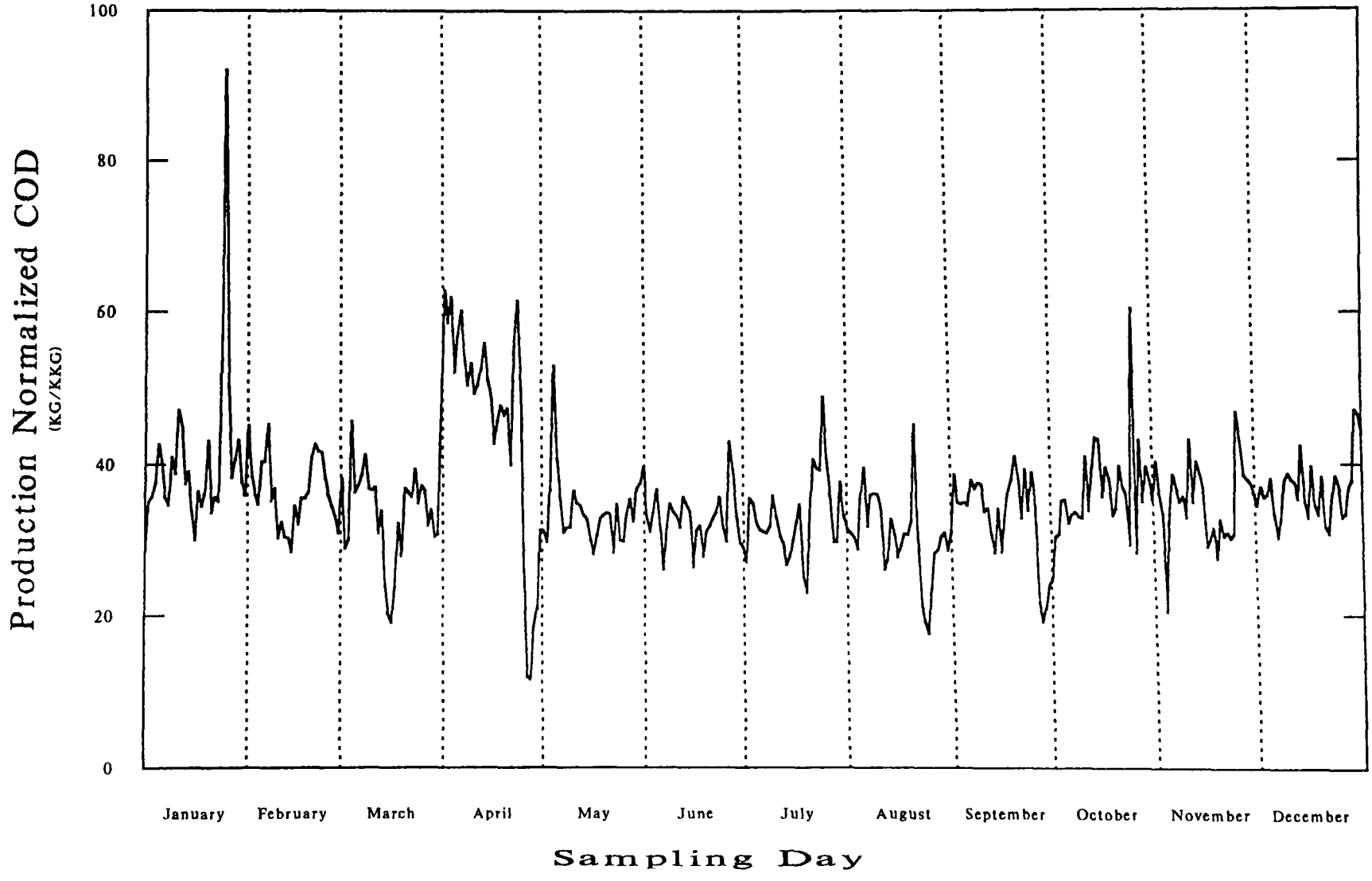

Figure M1-4. Time Plot for COD (KG/KKG)
Subcategory=BPK, Option=A, Stream=FE
Mill=2

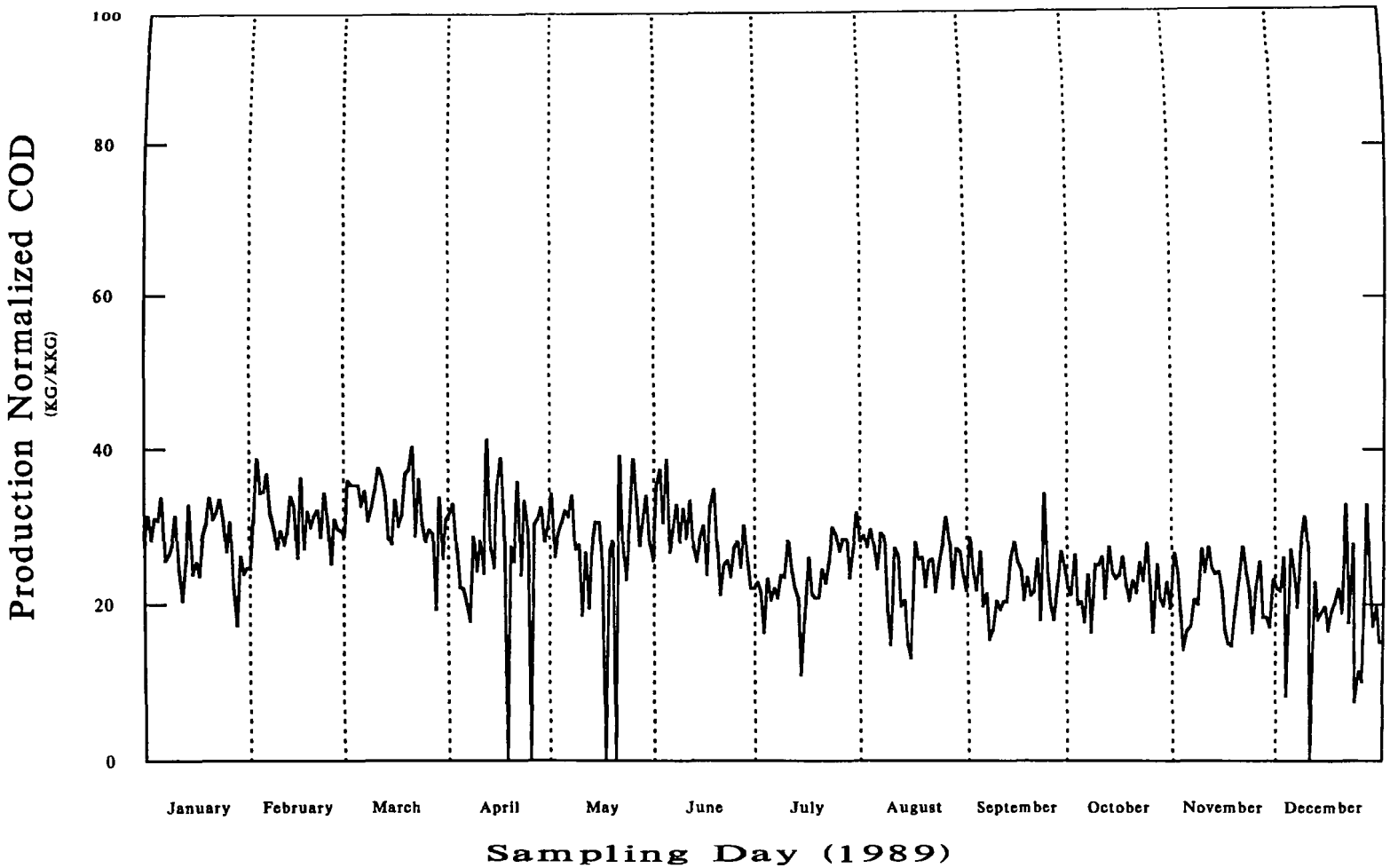

Figure M1-5. Time Plot for COD (KG/KKG)
Subcategory=BPK, Option=A, Stream=FE
Mill=1

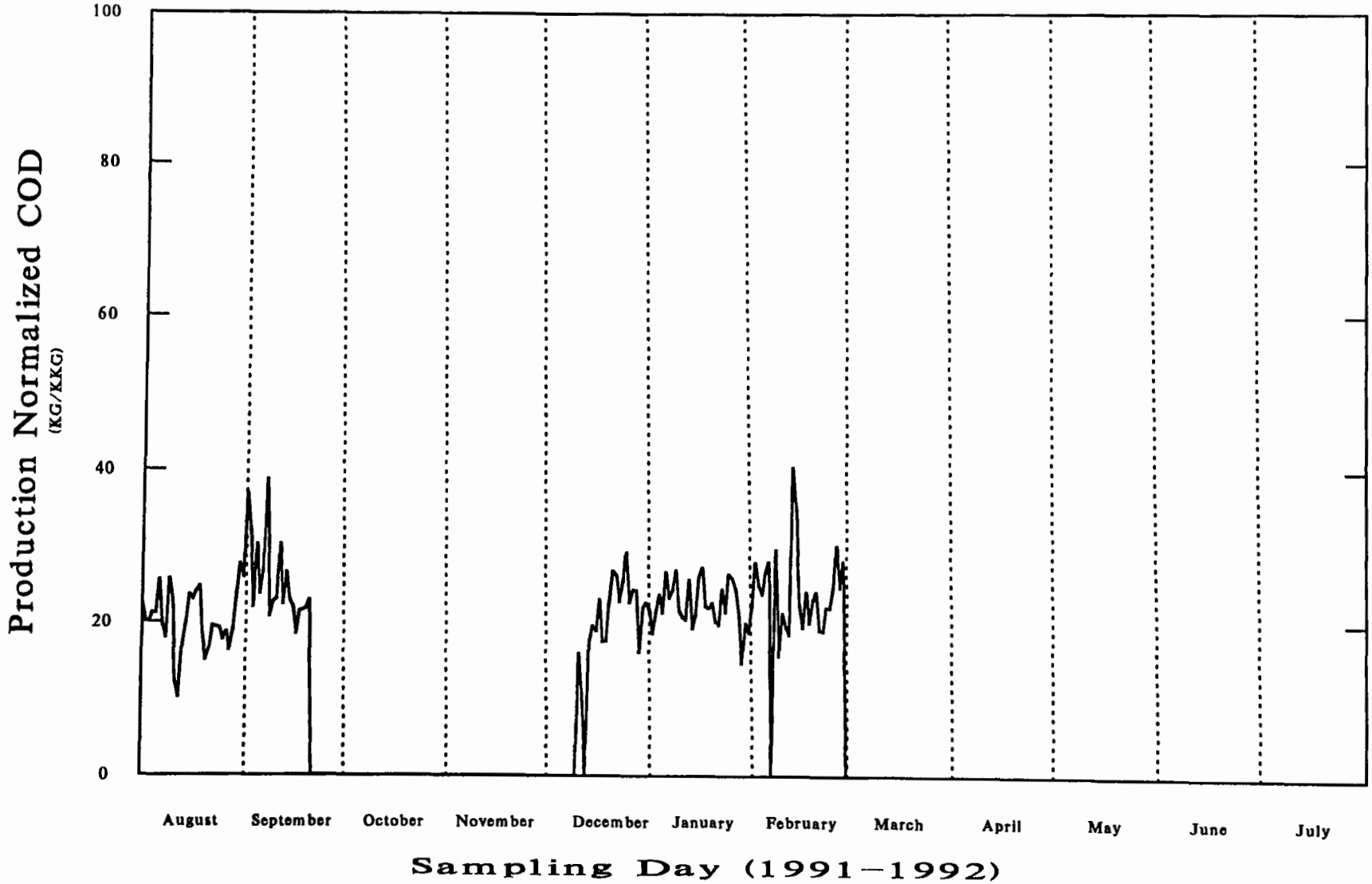

Figure M1-6. Time Plot for COD (KG/KKG)
Subcategory=BPK, Option=A, Stream=FE
Mill=1

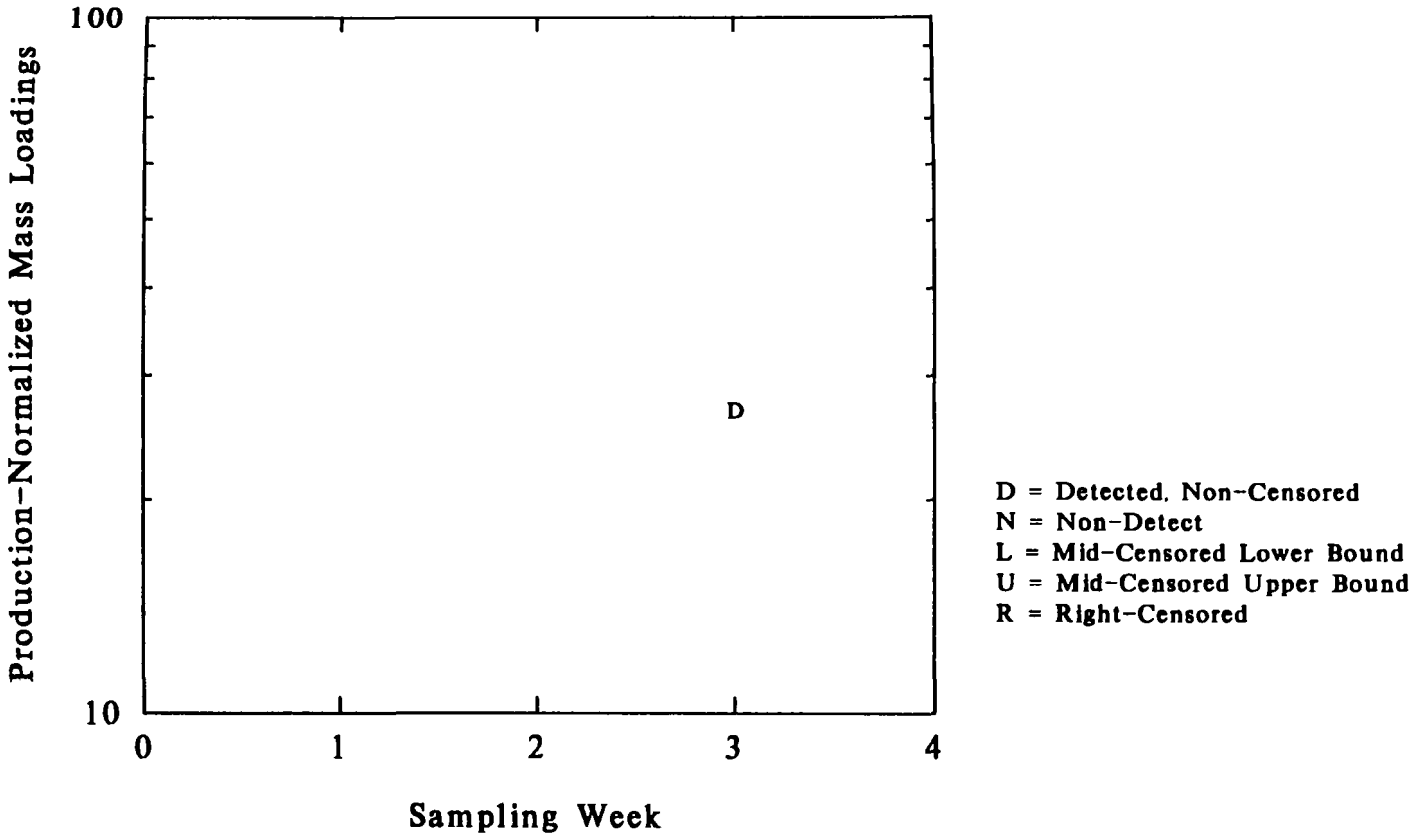

Figure M1-7. Time Plot for COD (KG/KKG)
Subcategory=BPK, Option=B, Stream=FE
Mill=1375

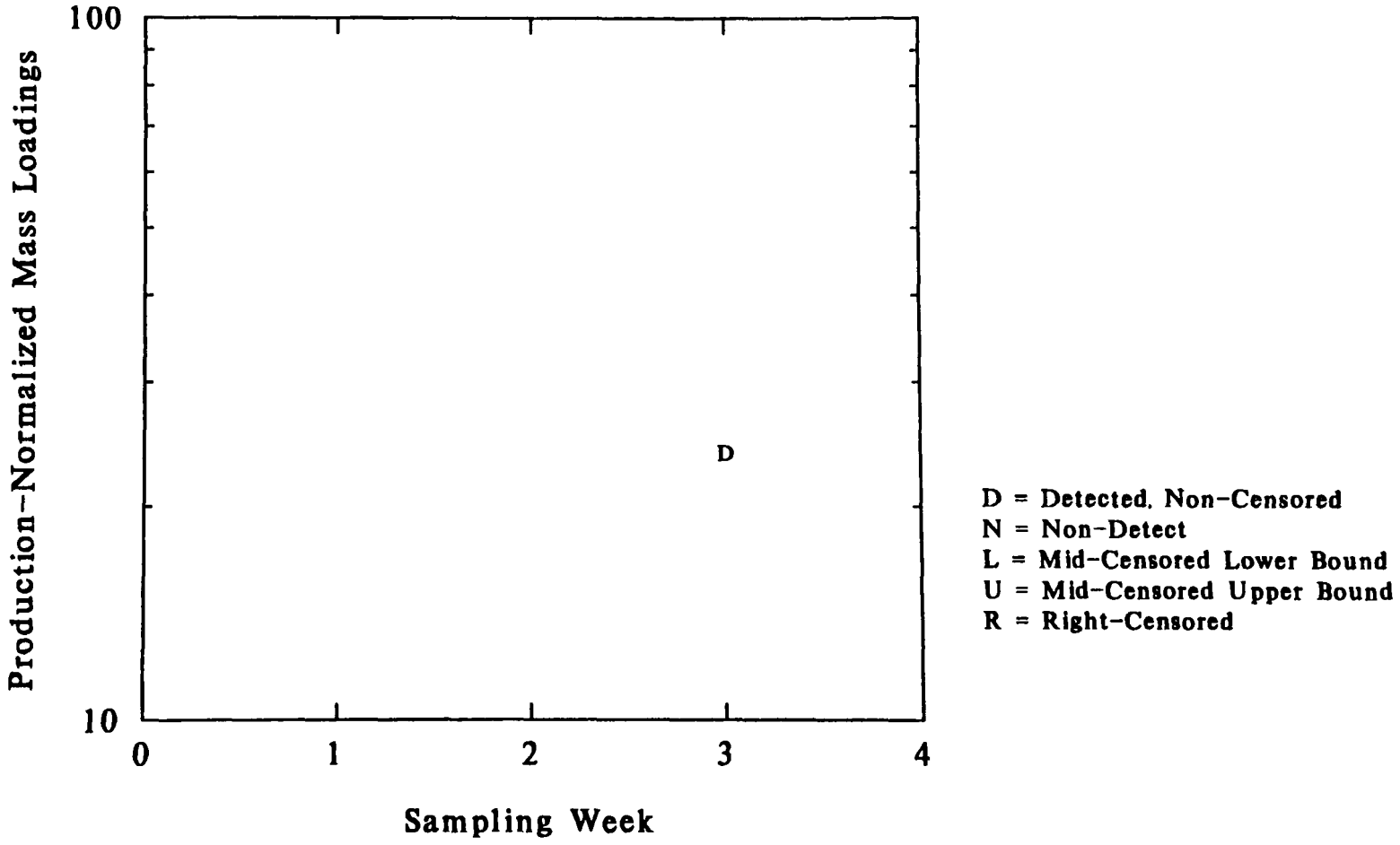

Figure M1-8. Time Plot for COD (KG/KKG)
Subcategory=BPK, Option=B, Stream=FE
Mill=1376

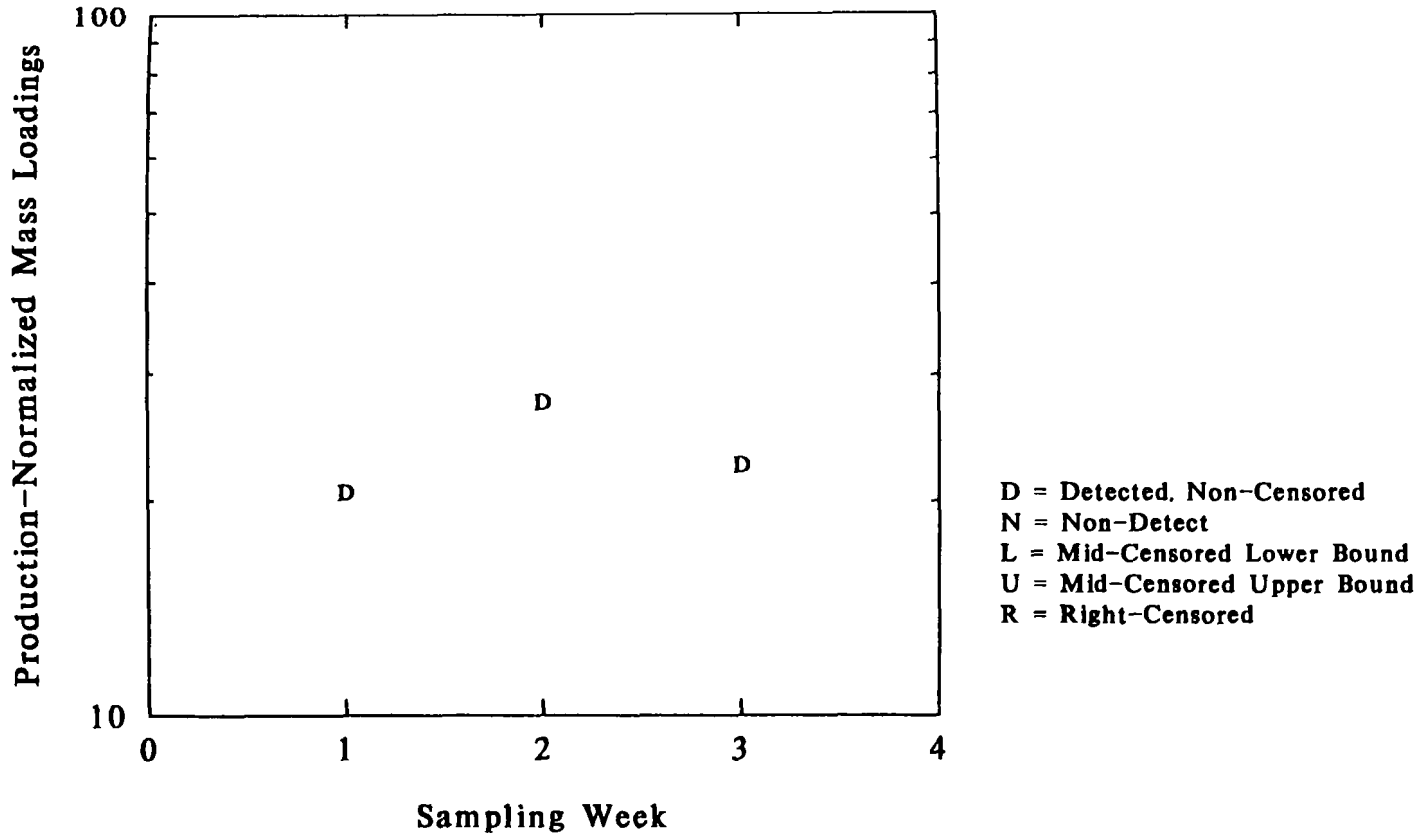

Figure M1-9. Time Plot for COD (KG/KKG)
Subcategory=BPK, Option=B, Stream=FE
Mill=1692

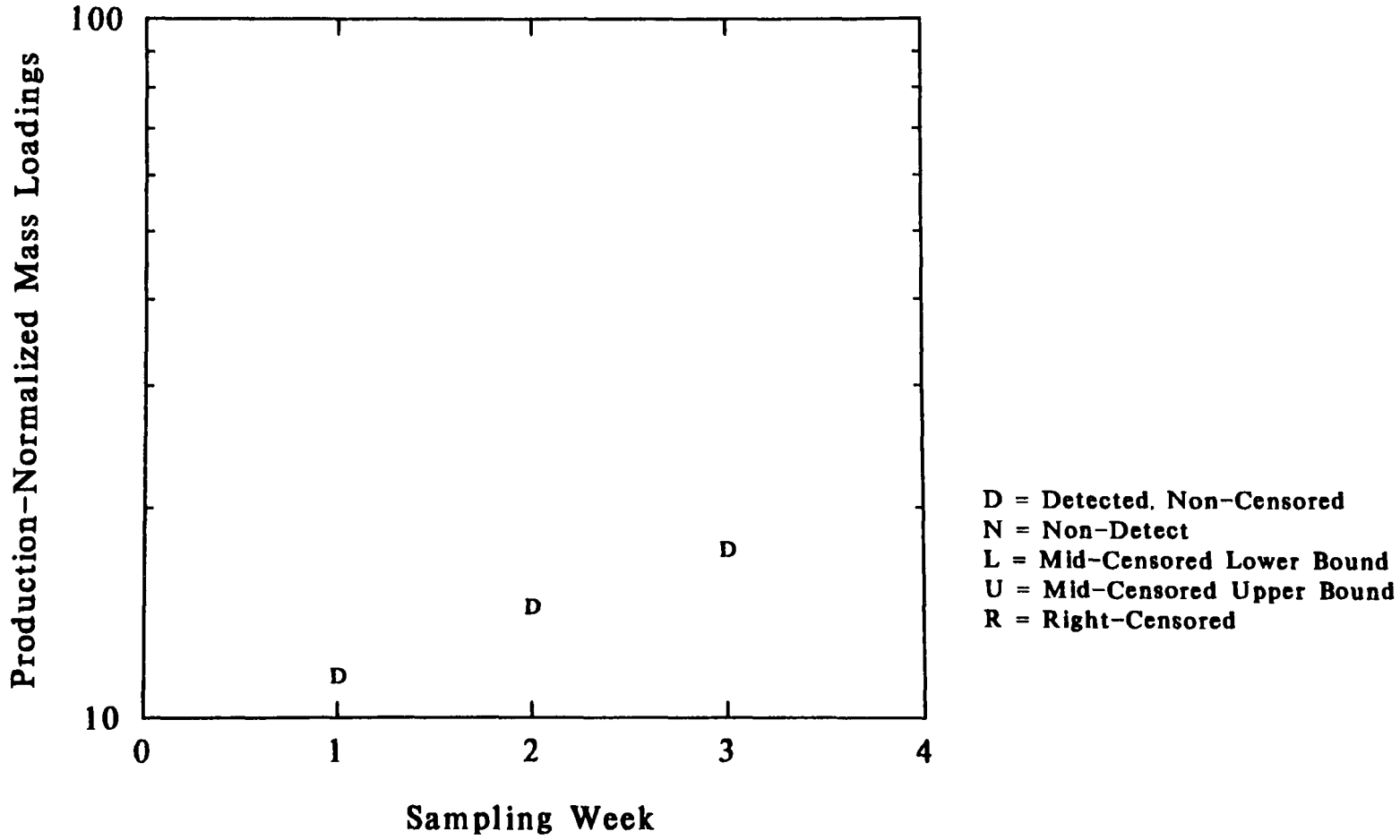

Figure M1-10. Time Plot for COD (KG/KKG)
Subcategory=BPK, Option=B, Stream=FE
Mill=1886

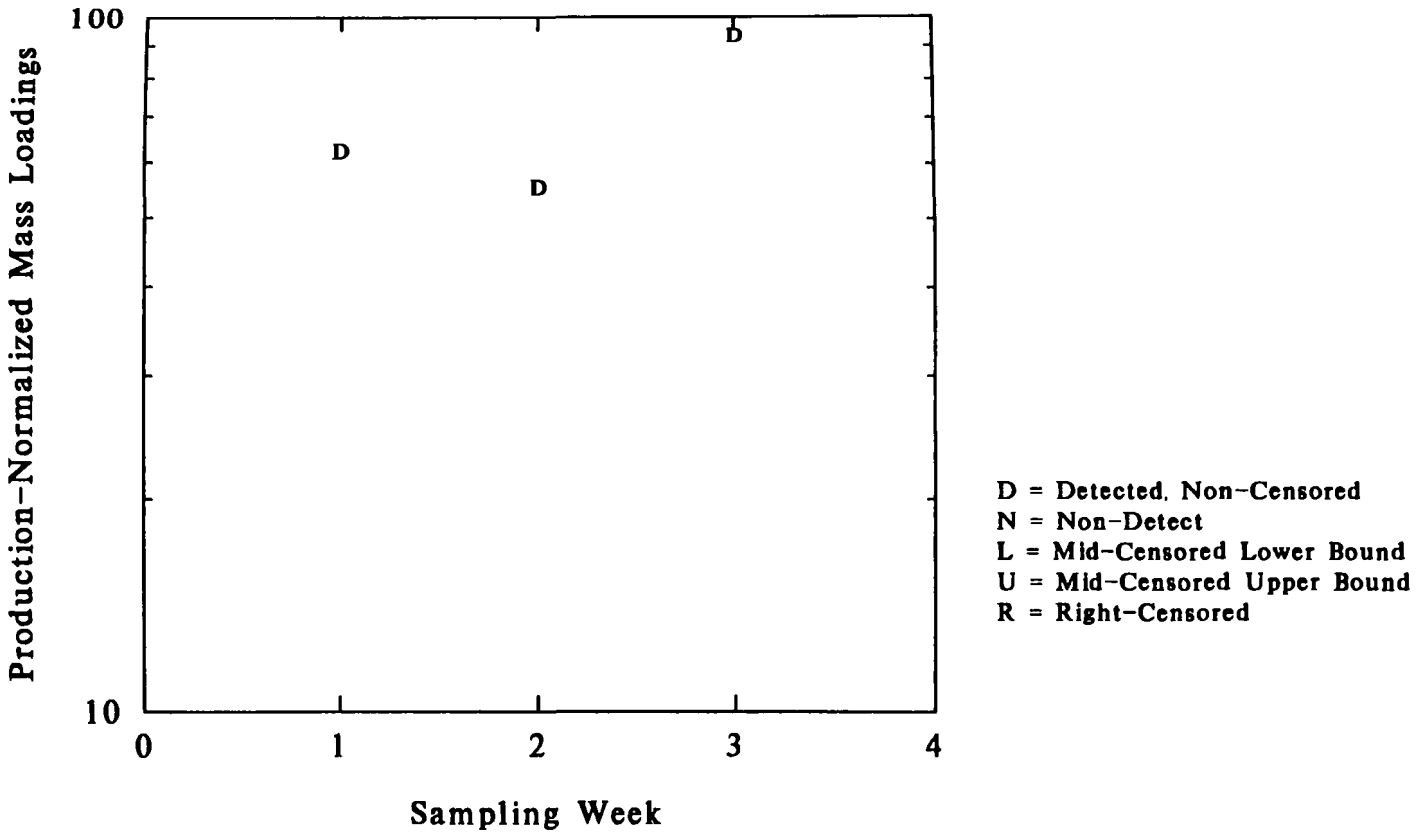

Figure M1-11. Time Plot for COD (KG/KKG)
Subcategory=DK, Option= , Stream=FE
Mill=1691

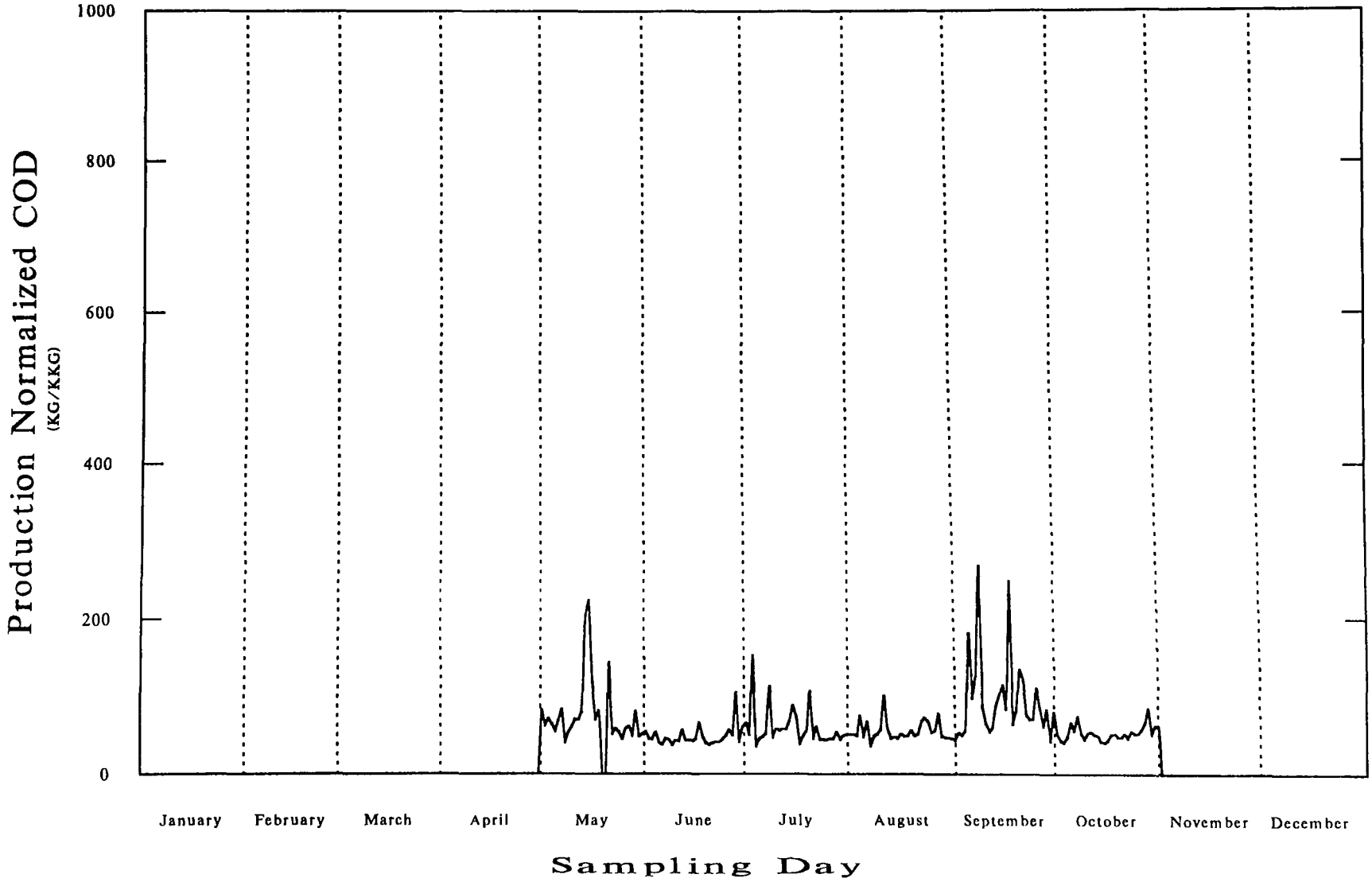

Figure M1-12. Time Plot for COD (KG/KKG)
Subcategory=PS, Option= , Stream=FE
Mill=3

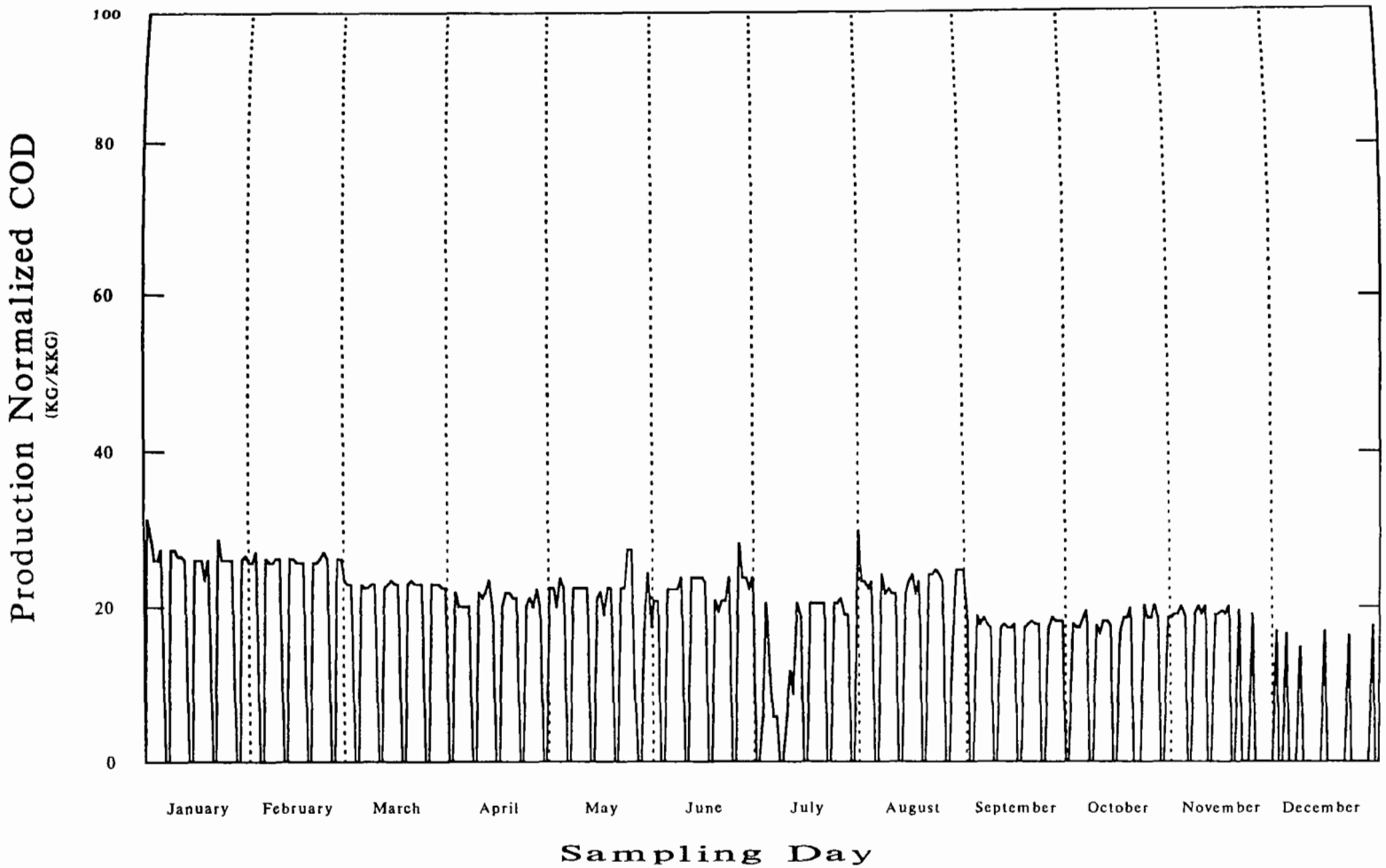

Figure M1-13. Time Plot for COD (KG/KKG)
Subcategory=UK, Option= , Stream=FE
Mill=4

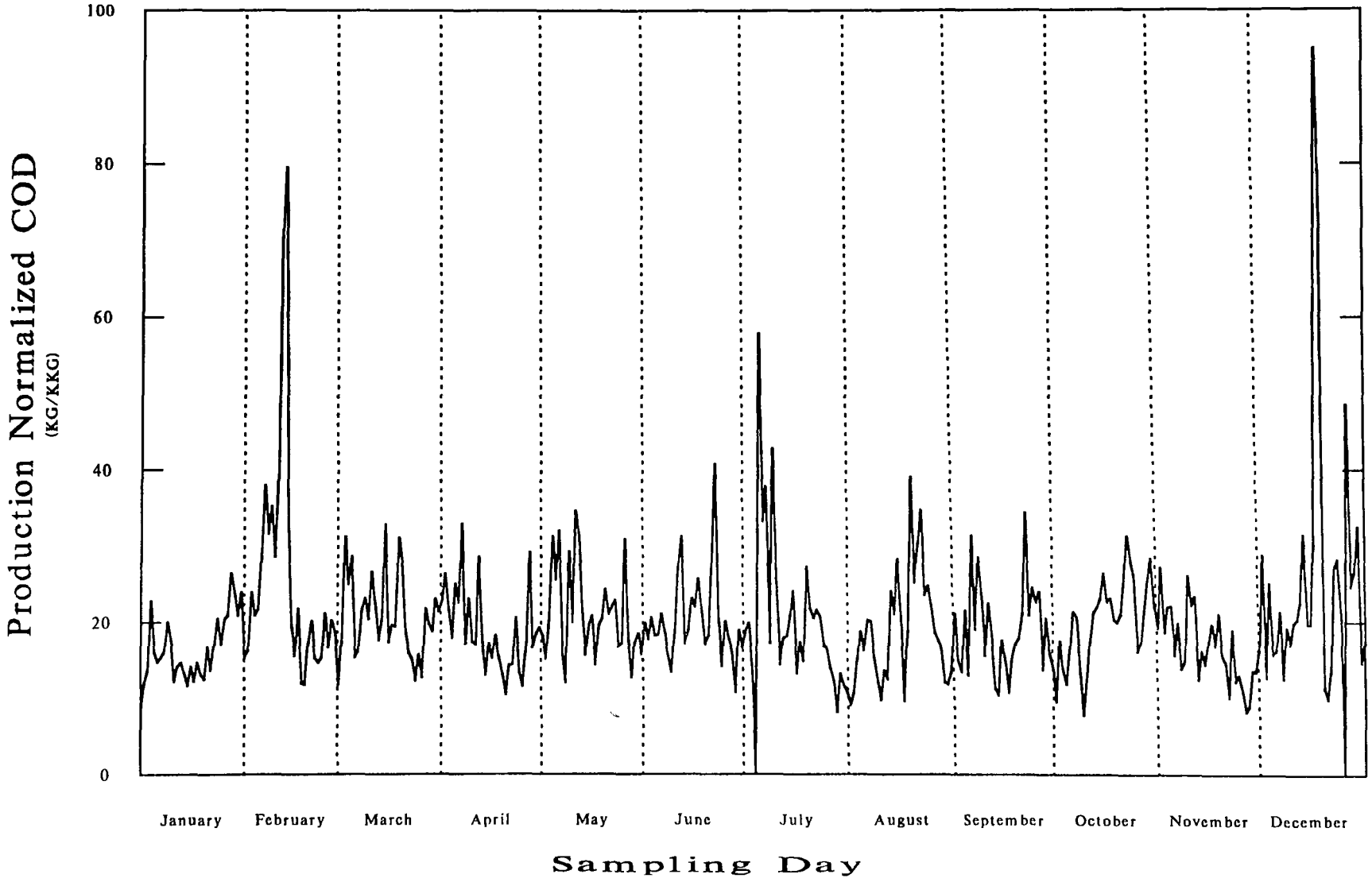

Figure M1-14. Time Plot for COD (KG/KKG)
Subcategory=UK, Option= , Stream=FE
Mill=5

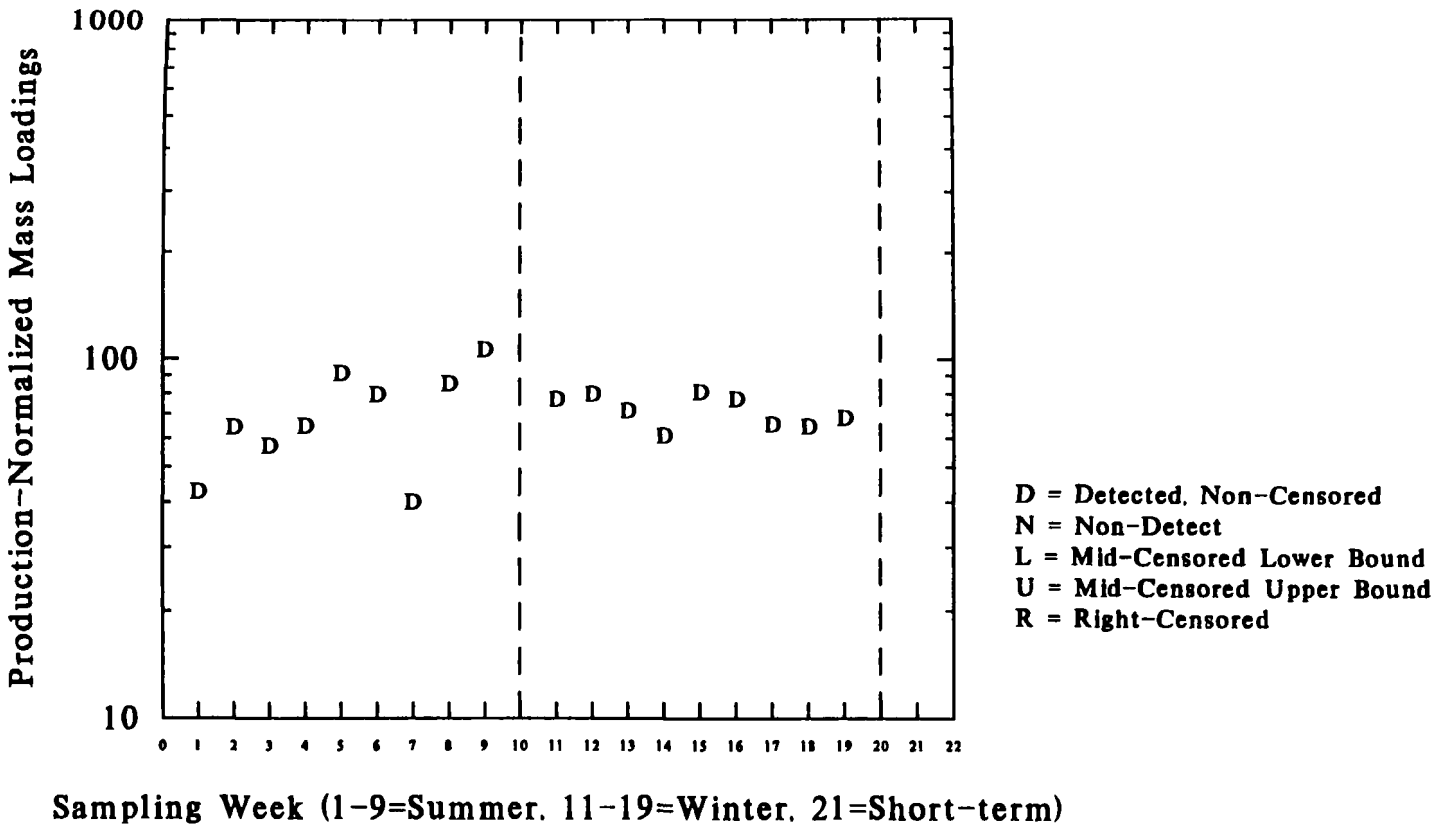

Figure M1-15. Time Plot for COLOR (KG/KKG)
Subcategory=BPK, Option=4, Stream=FE

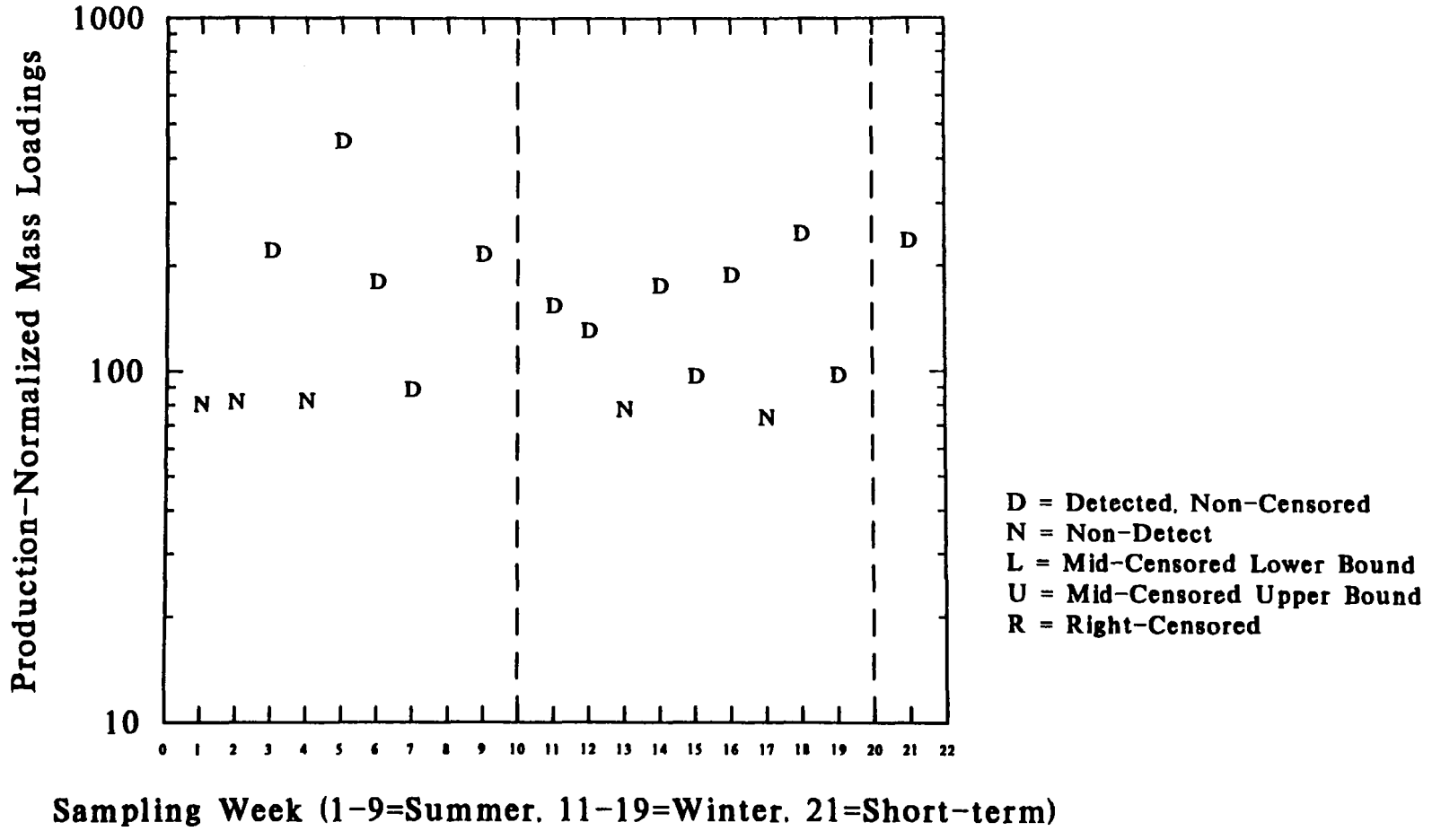

Figure M1-16. Time Plot for Tetrachlorocatechol (MG/KKG)
Subcategory=BPK, Option=3, Stream=ACID

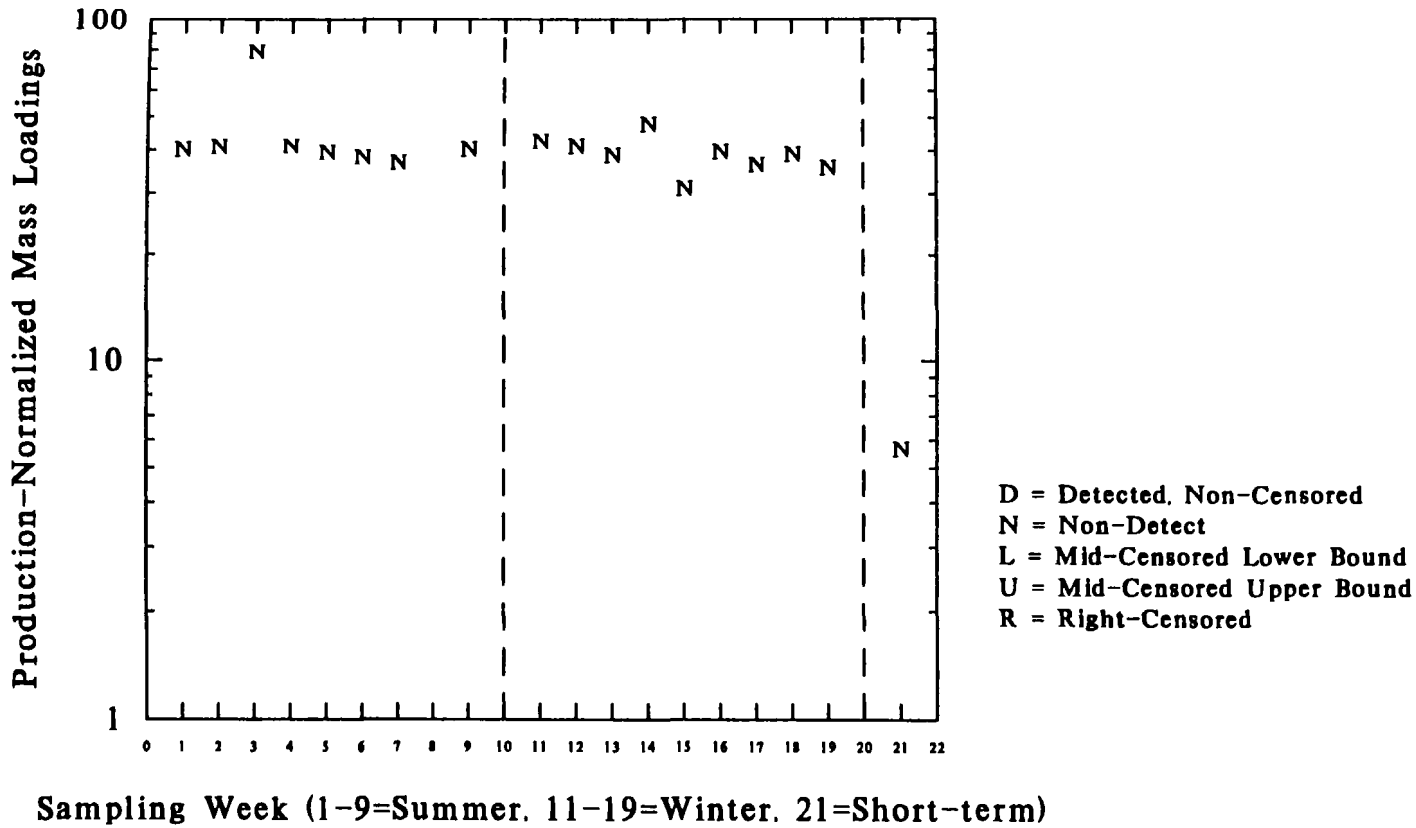

Figure M1-17. Time Plot for Tetrachlorocatechol (MG/KKG)
Subcategory=BPK, Option=3, Stream=ALK

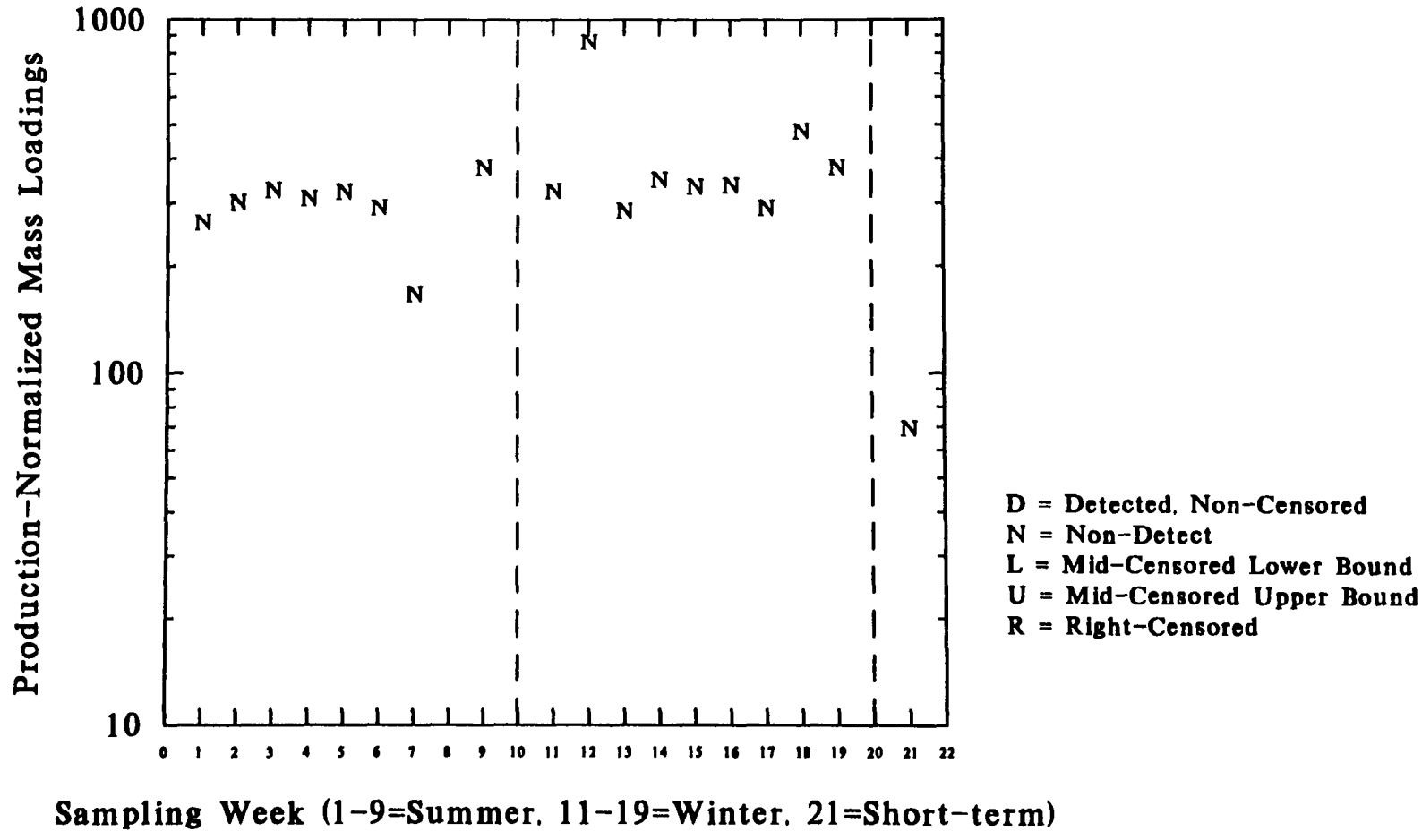

Figure M1-18. Time Plot for Tetrachlorocatechol (MG/KKG)
Subcategory=BPK, Option=3, Stream=FE

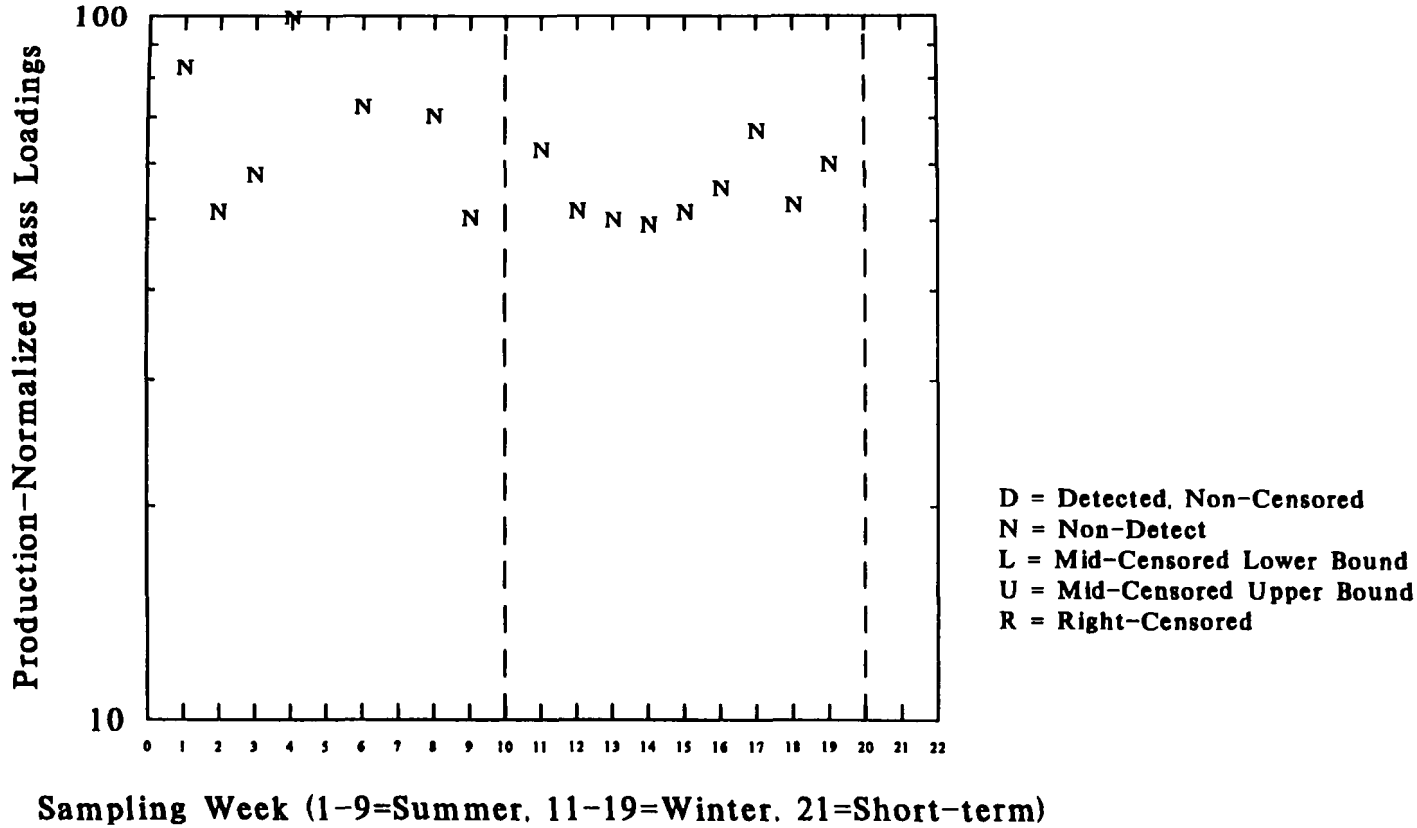

Figure M1-19. Time Plot for Tetrachlorocatechol (MG/KKG)
Subcategory=BPK, Option=4, Stream=ACID

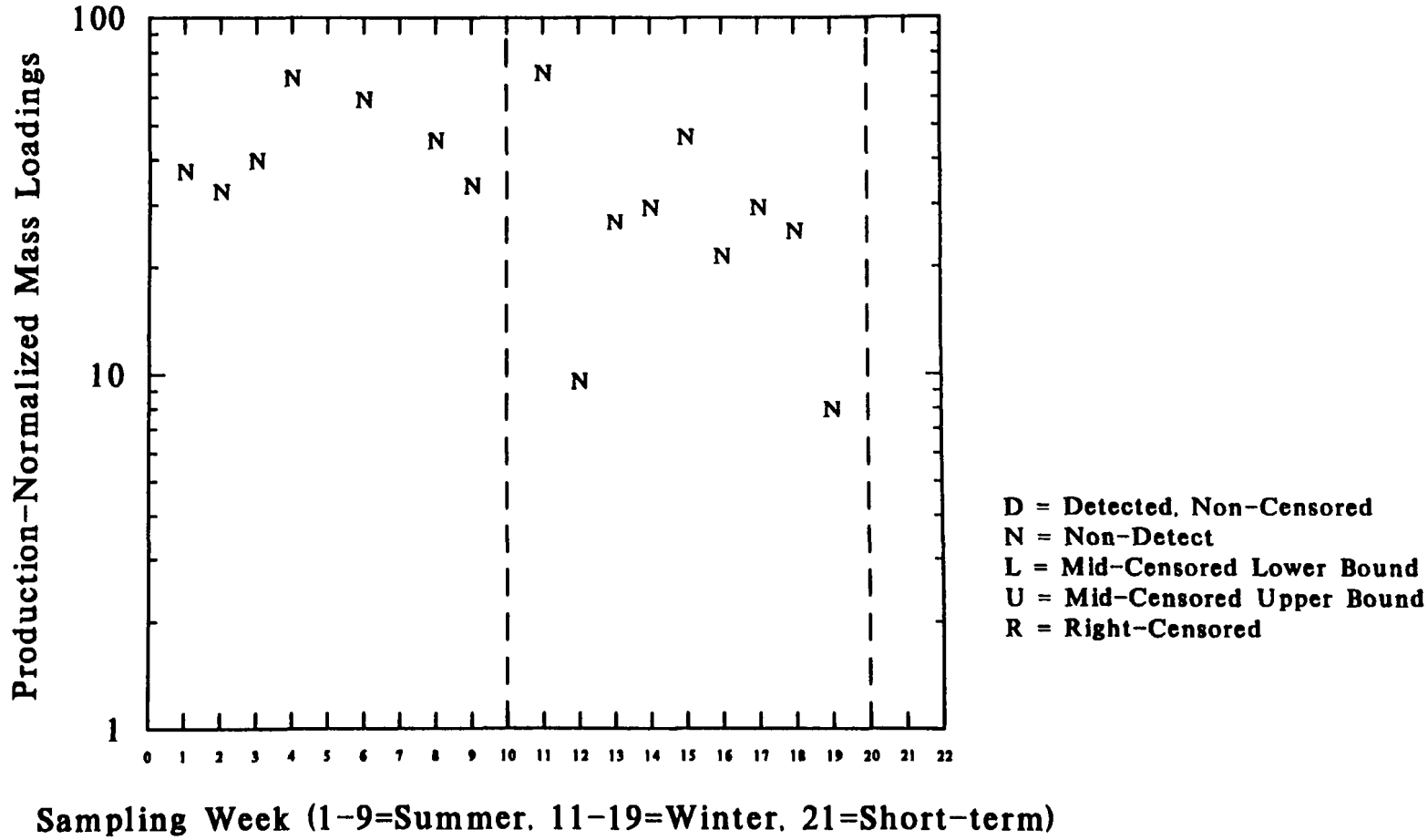

Figure M1-20. Time Plot for Tetrachlorocatechol (MG/KKG)
Subcategory=BPK, Option=4, Stream=ALK

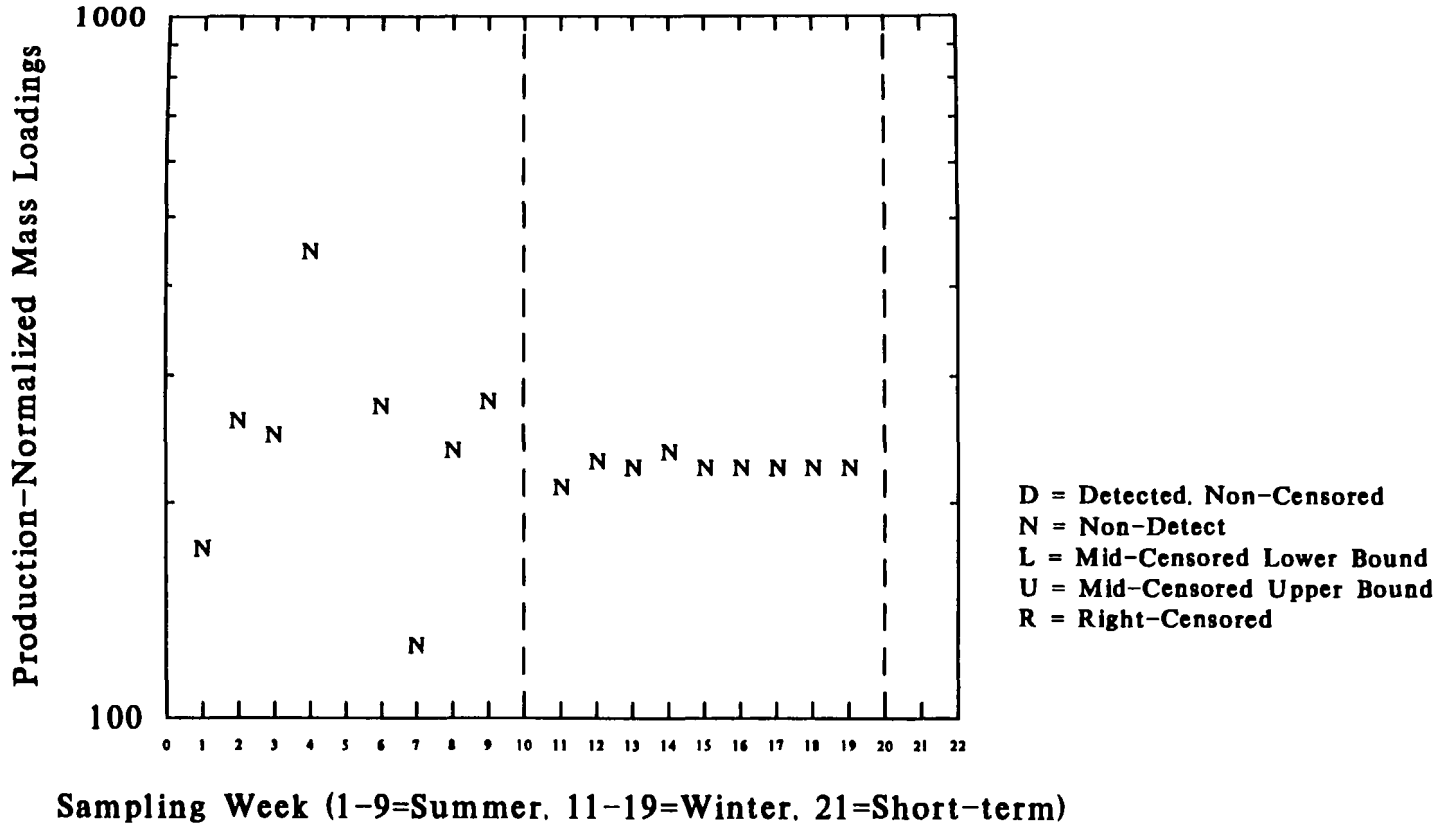

Figure M1-21. Time Plot for Tetrachlorocatechol (MG/KKG)
Subcategory=BPK, Option=4, Stream=FE

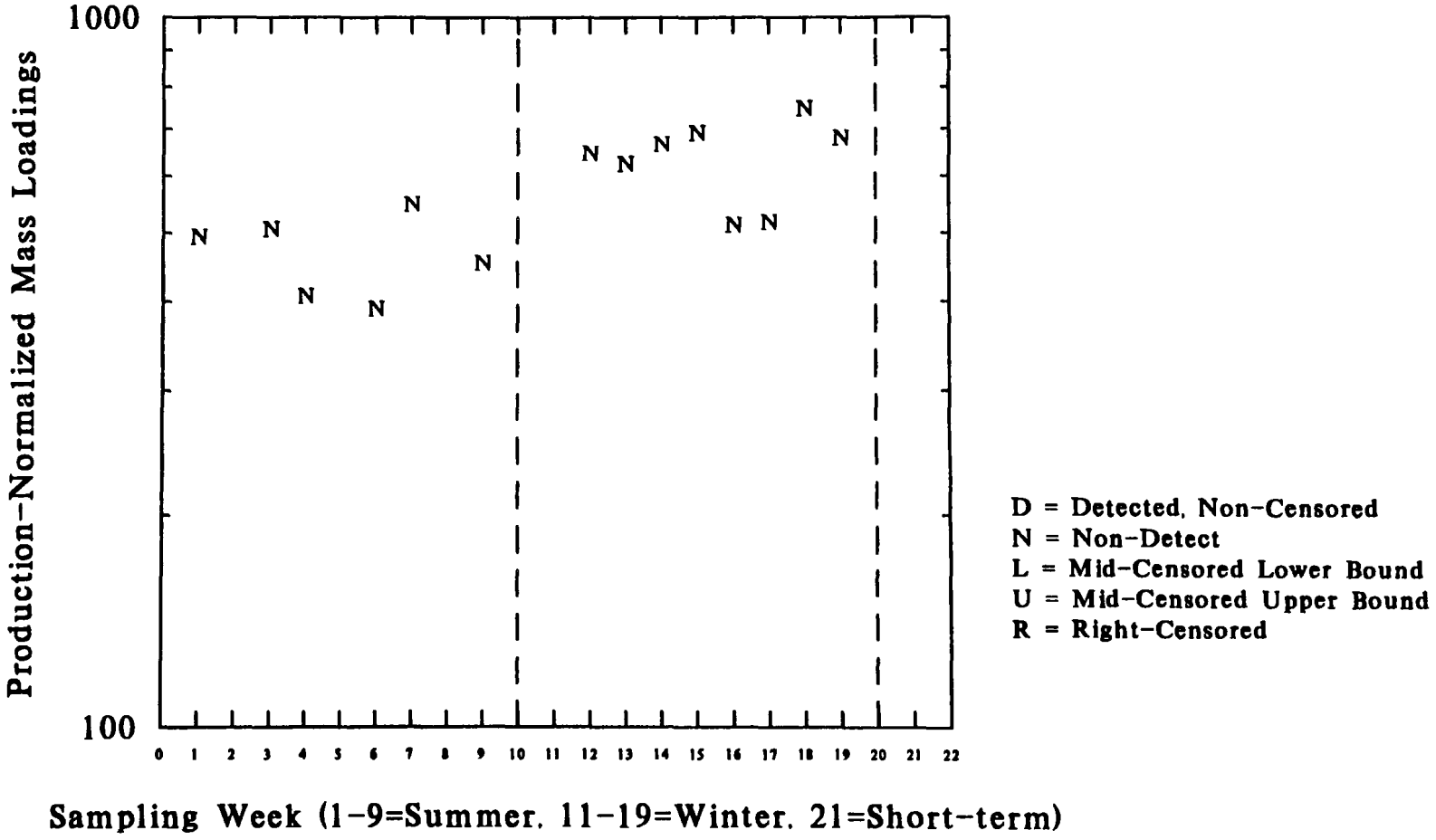

Figure M1-22. Time Plot for Tetrachlorocatechol (MG/KKG)
Subcategory=DS, Option=1, Stream=ACID

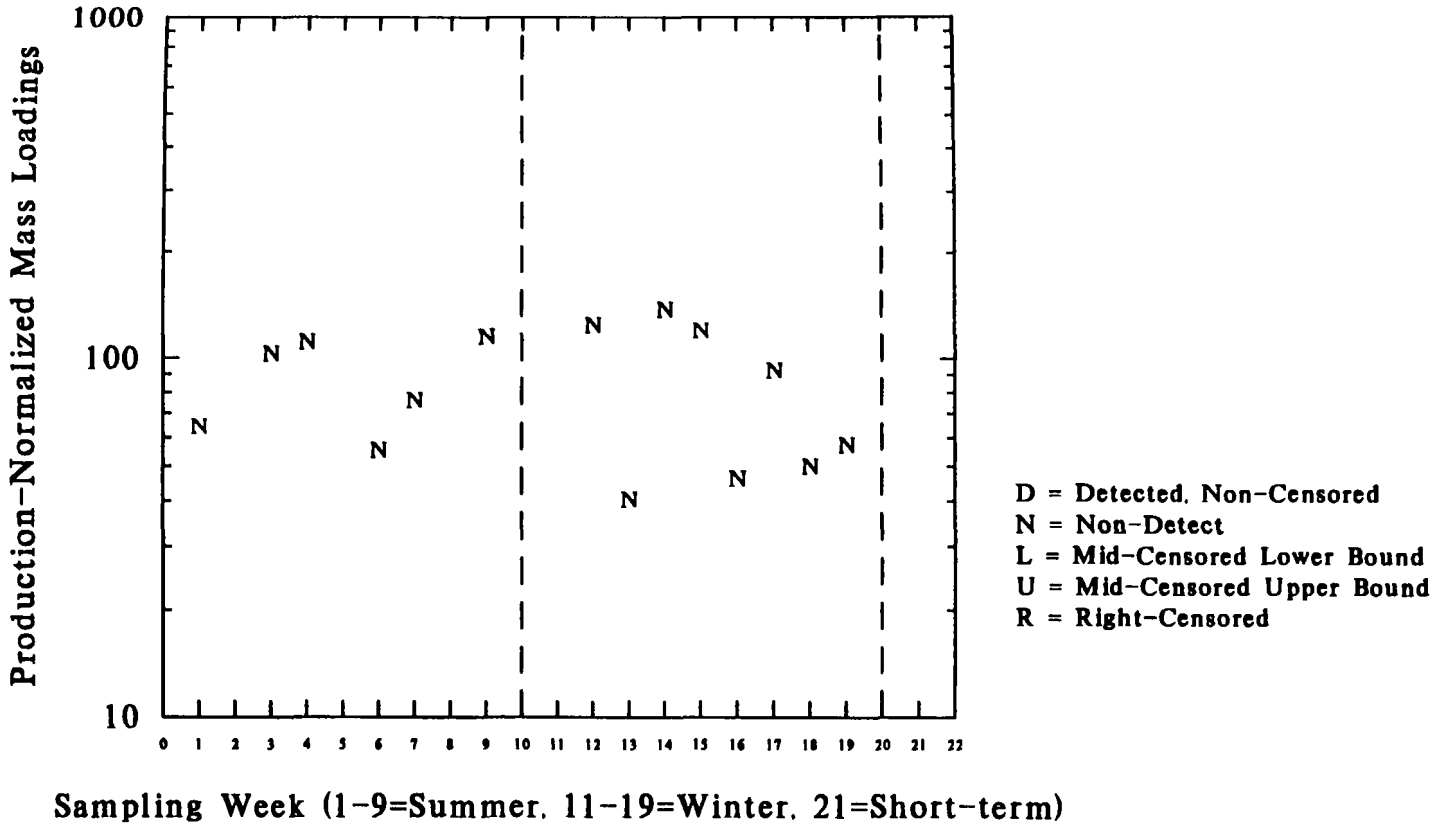

Figure M1-23. Time Plot for Tetrachlorocatechol (MG/KKG)
Subcategory=DS, Option=1, Stream=ALK

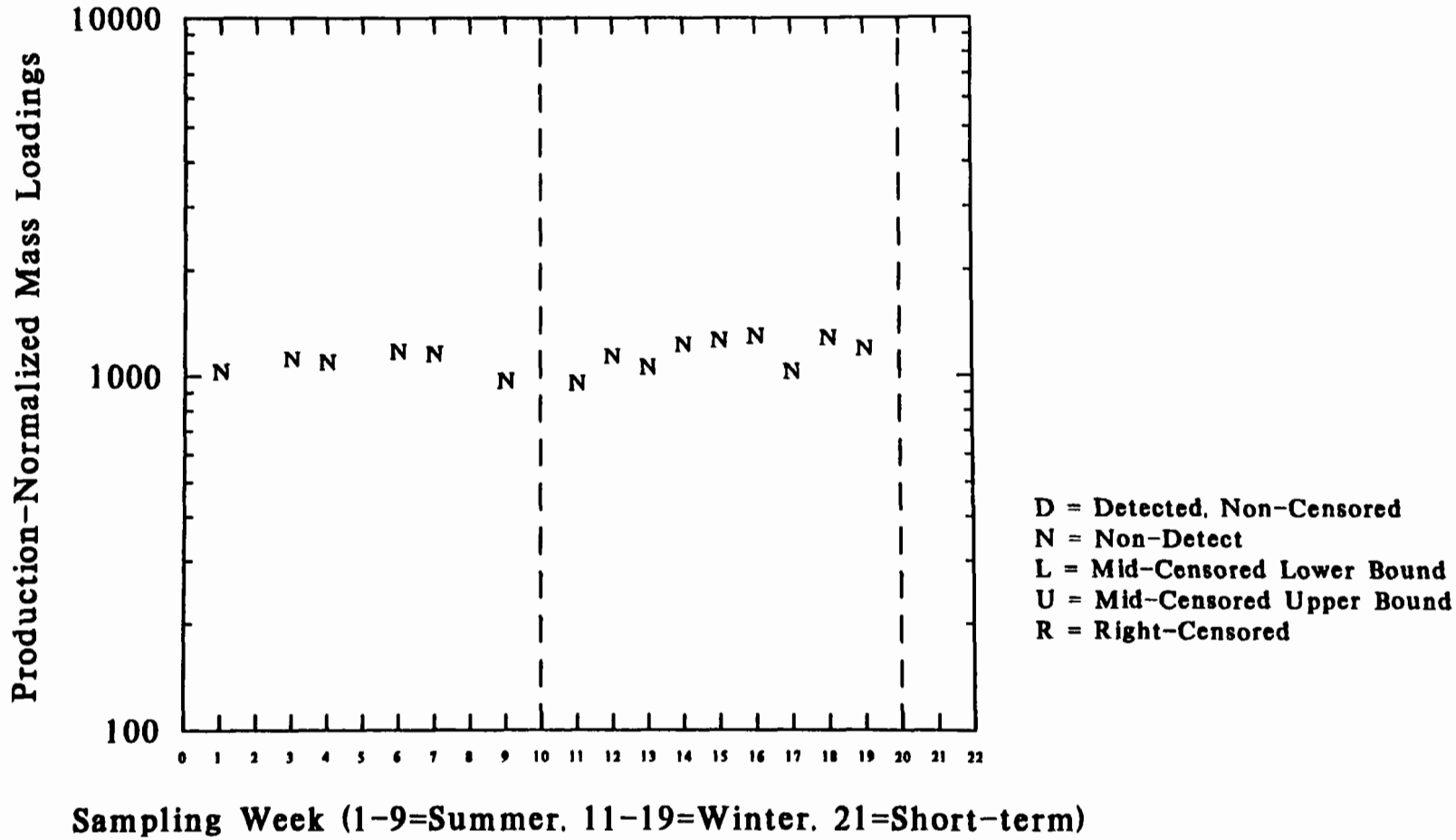

Figure M1-24. Time Plot for Tetrachlorocatechol (MG/KKG)
Subcategory=DS, Option=1, Stream=FE

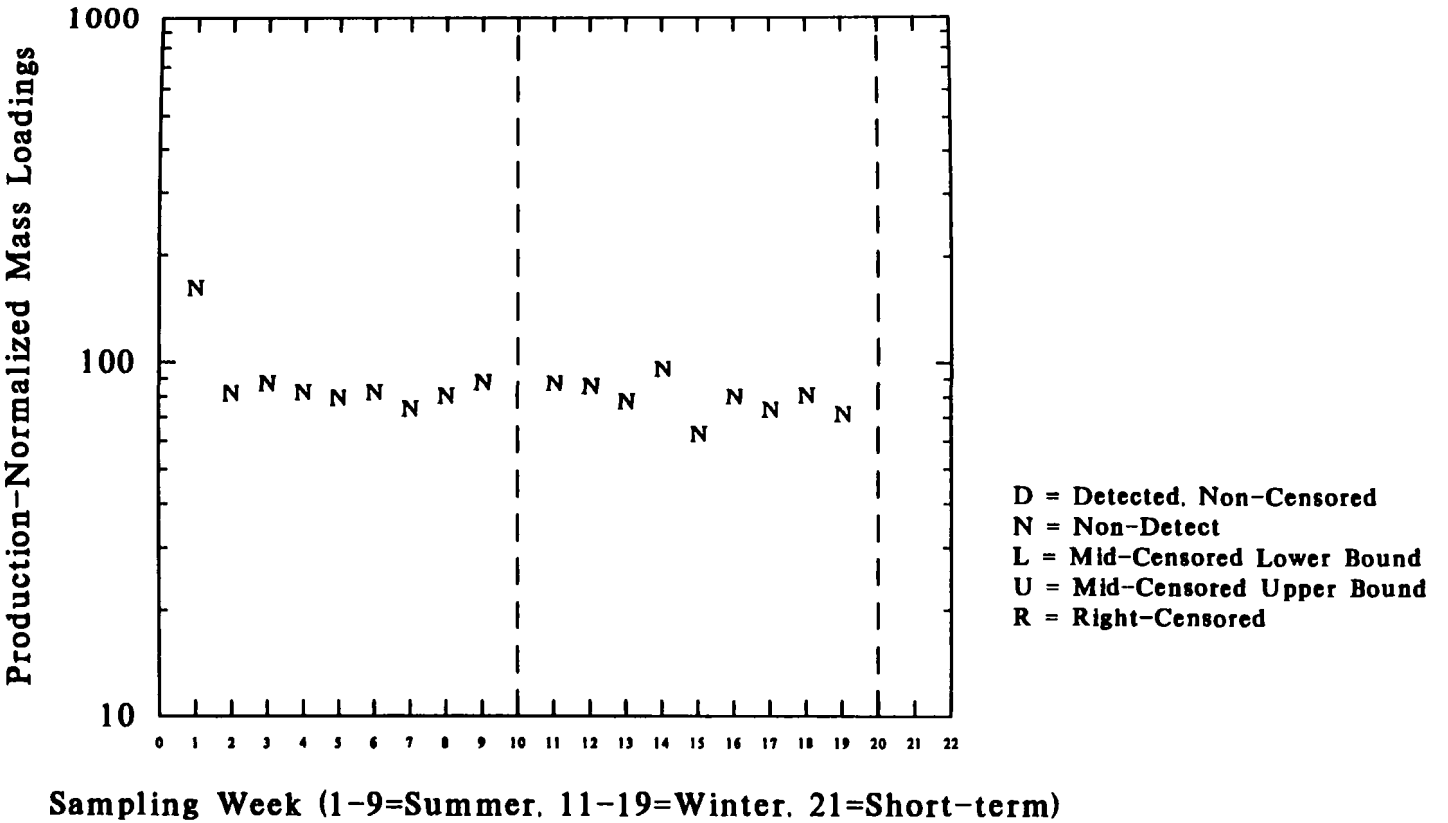

Figure M1-25. Time Plot for Tetrachloroguaiacol (MG/KKG)
Subcategory=BPK, Option=3, Stream=ACID

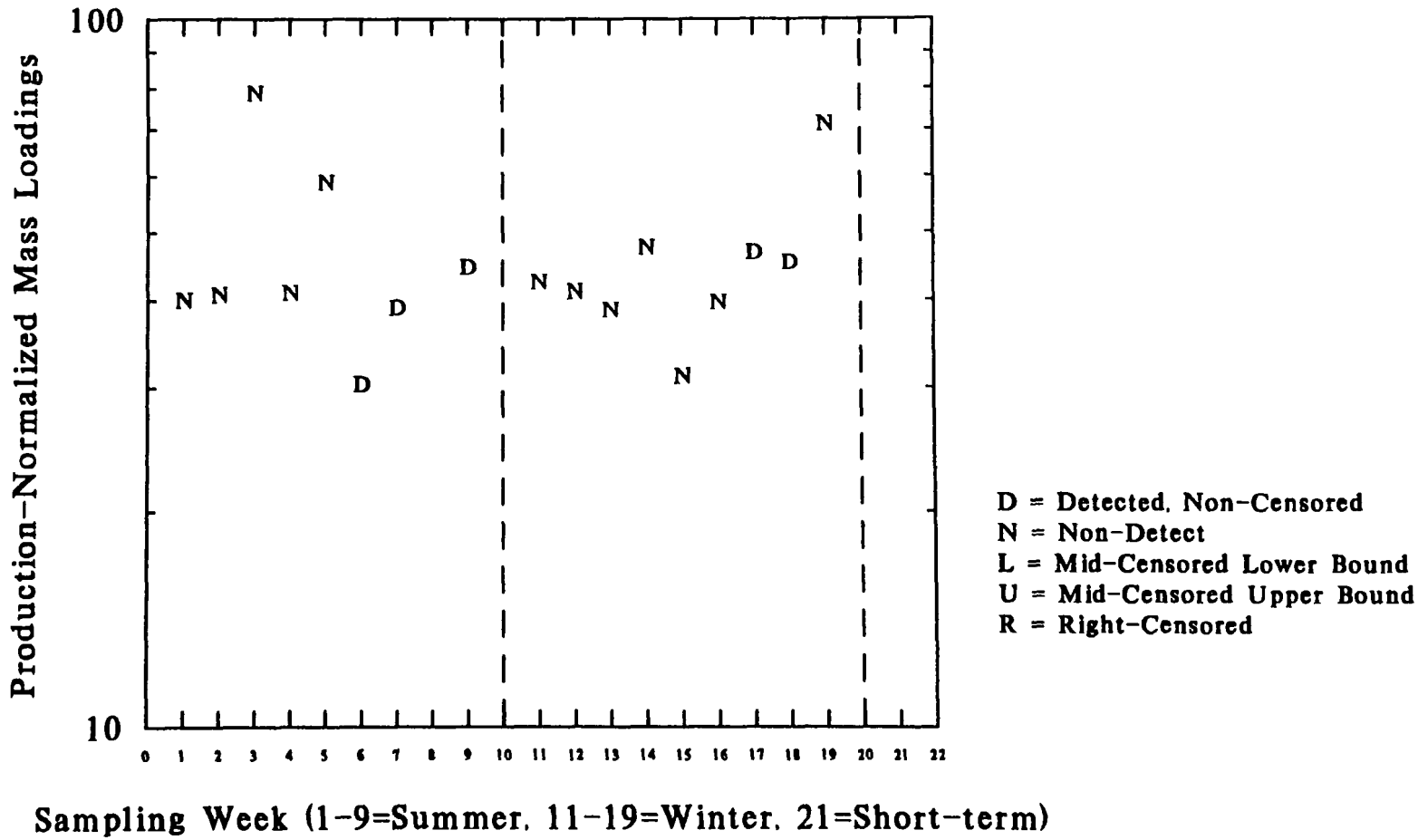

Figure M1-26. Time Plot for Tetrachloroguaiacol (MG/KKG)
Subcategory=BPK, Option=3, Stream=ALK

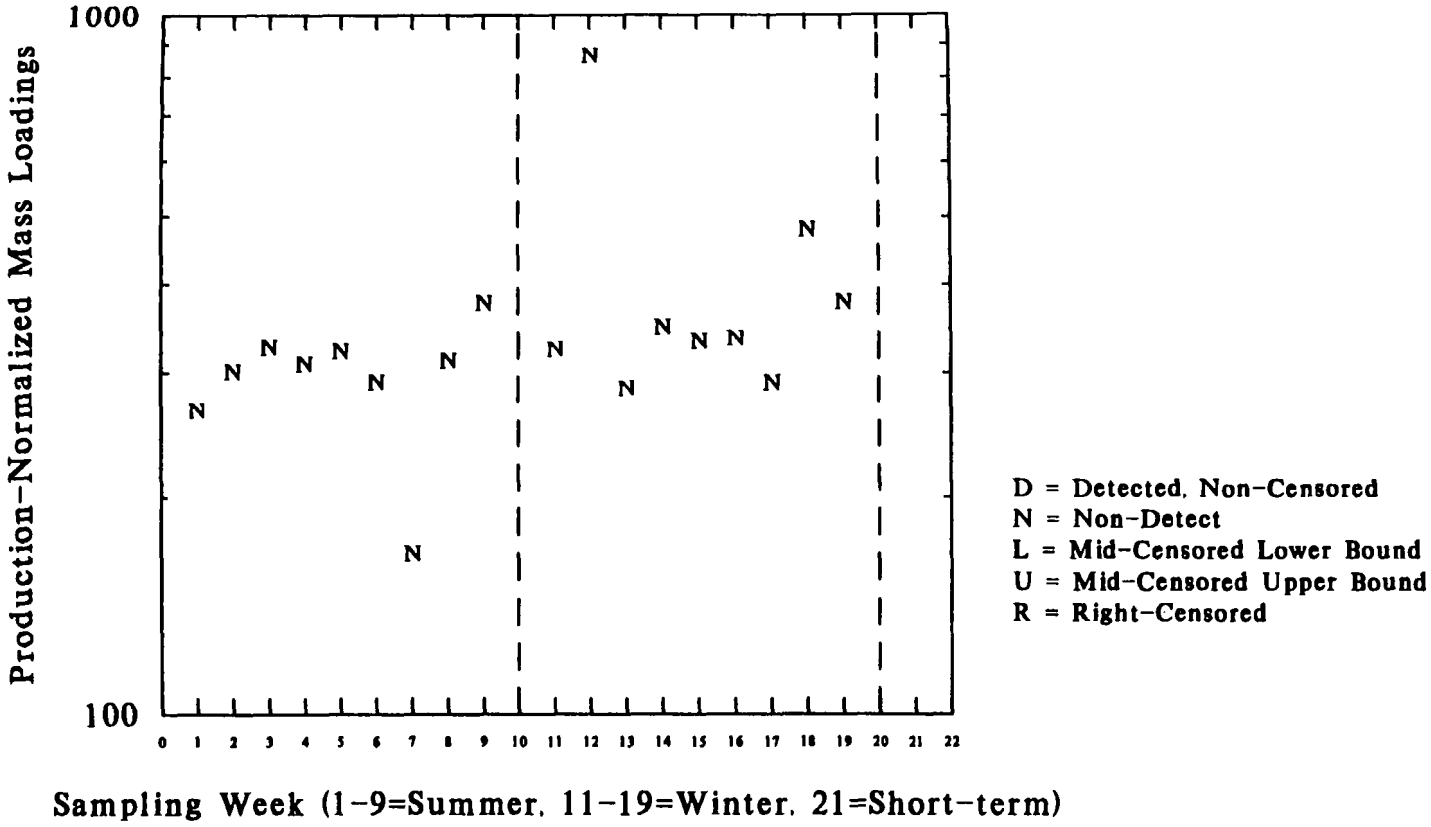

Figure M1-27. Time Plot for Tetrachloroguaiacol (MG/KKG)
Subcategory=BPK, Option=3, Stream=FE

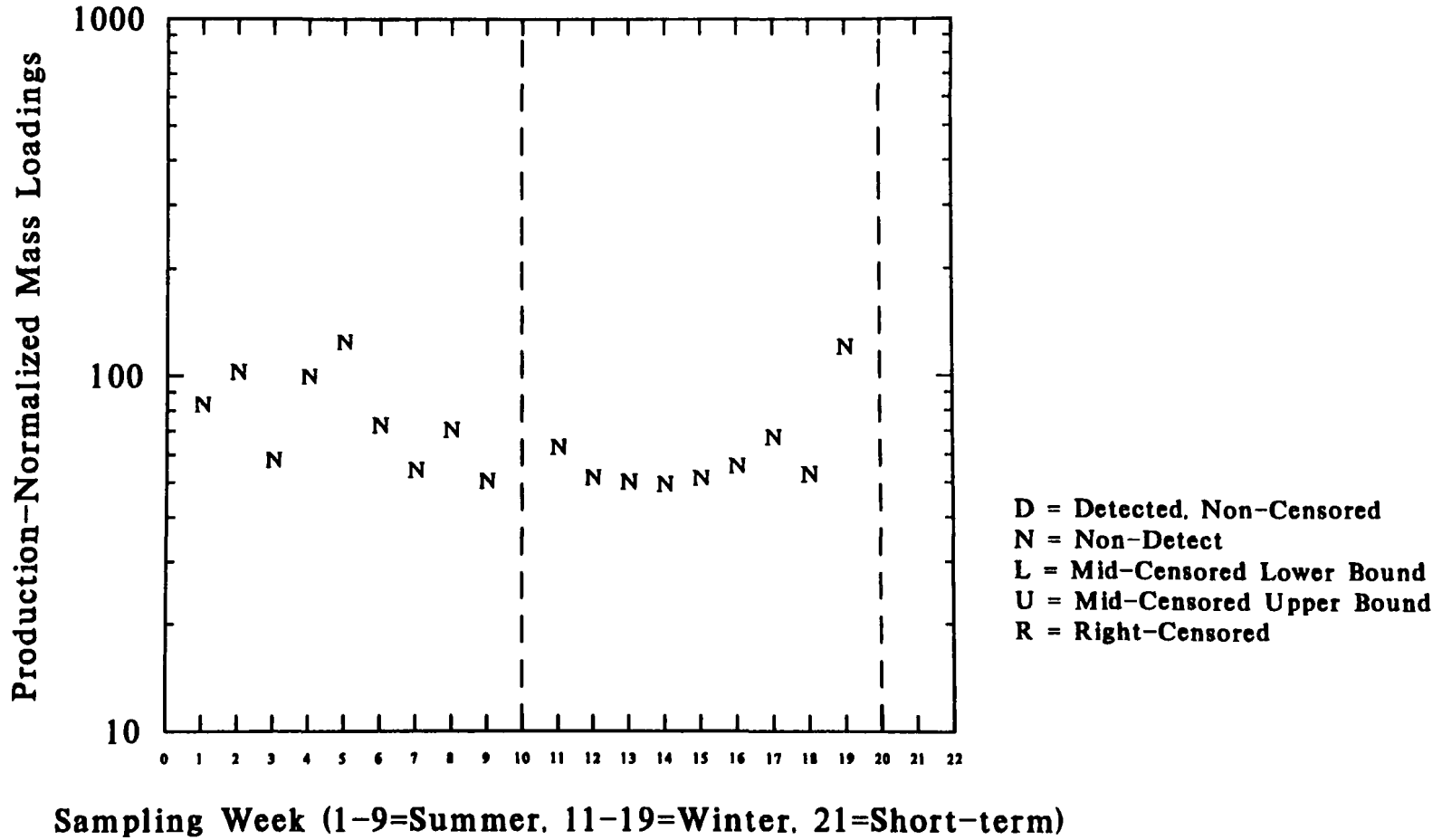

Figure M1-28. Time Plot for Tetrachloroguaiacol (MG/KKG)
Subcategory=BPK, Option=4, Stream=ACID

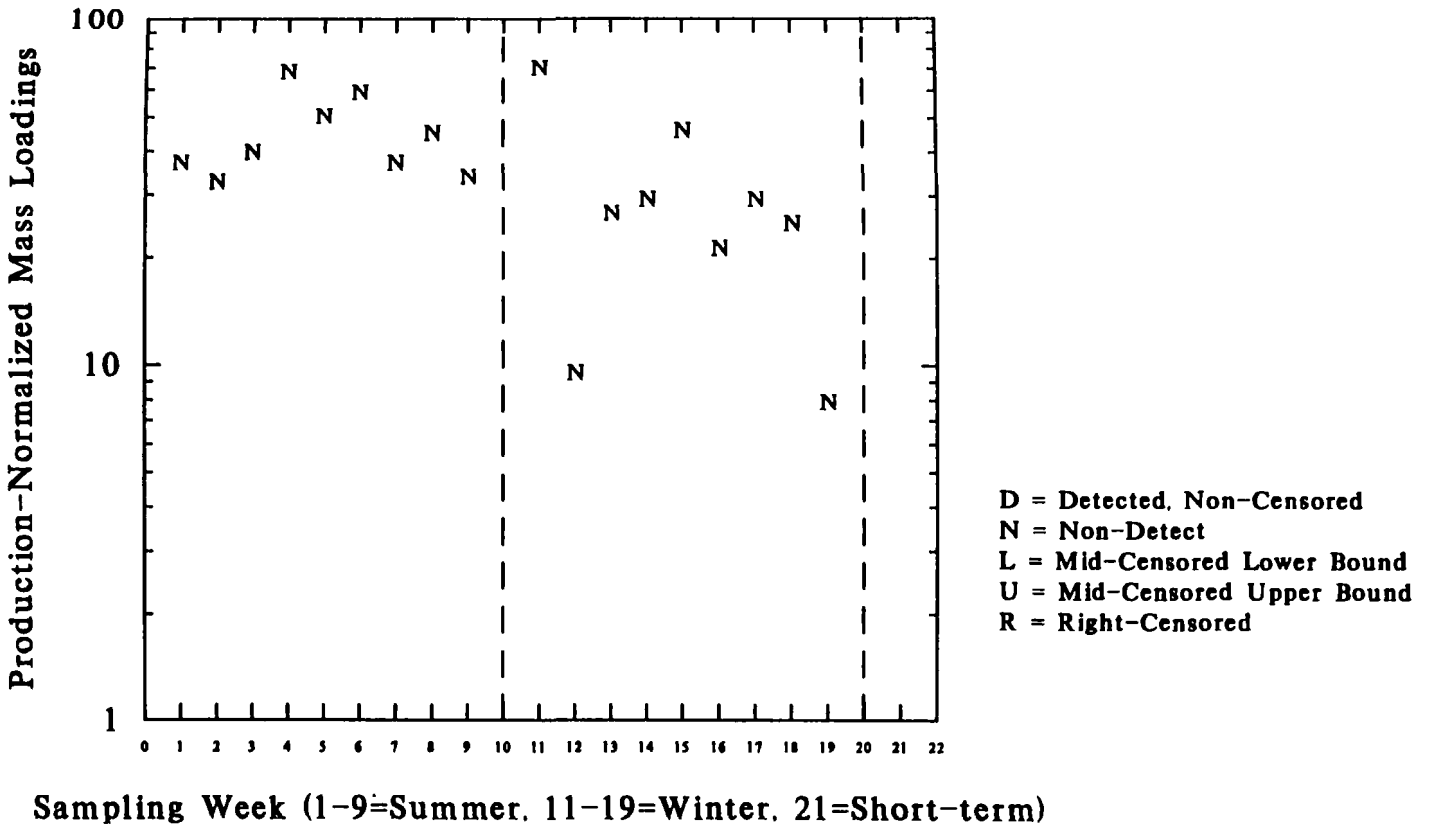

Figure M1-29. Time Plot for Tetrachloroguaiacol (MG/KKG)
Subcategory=BPK, Option=4, Stream=ALK

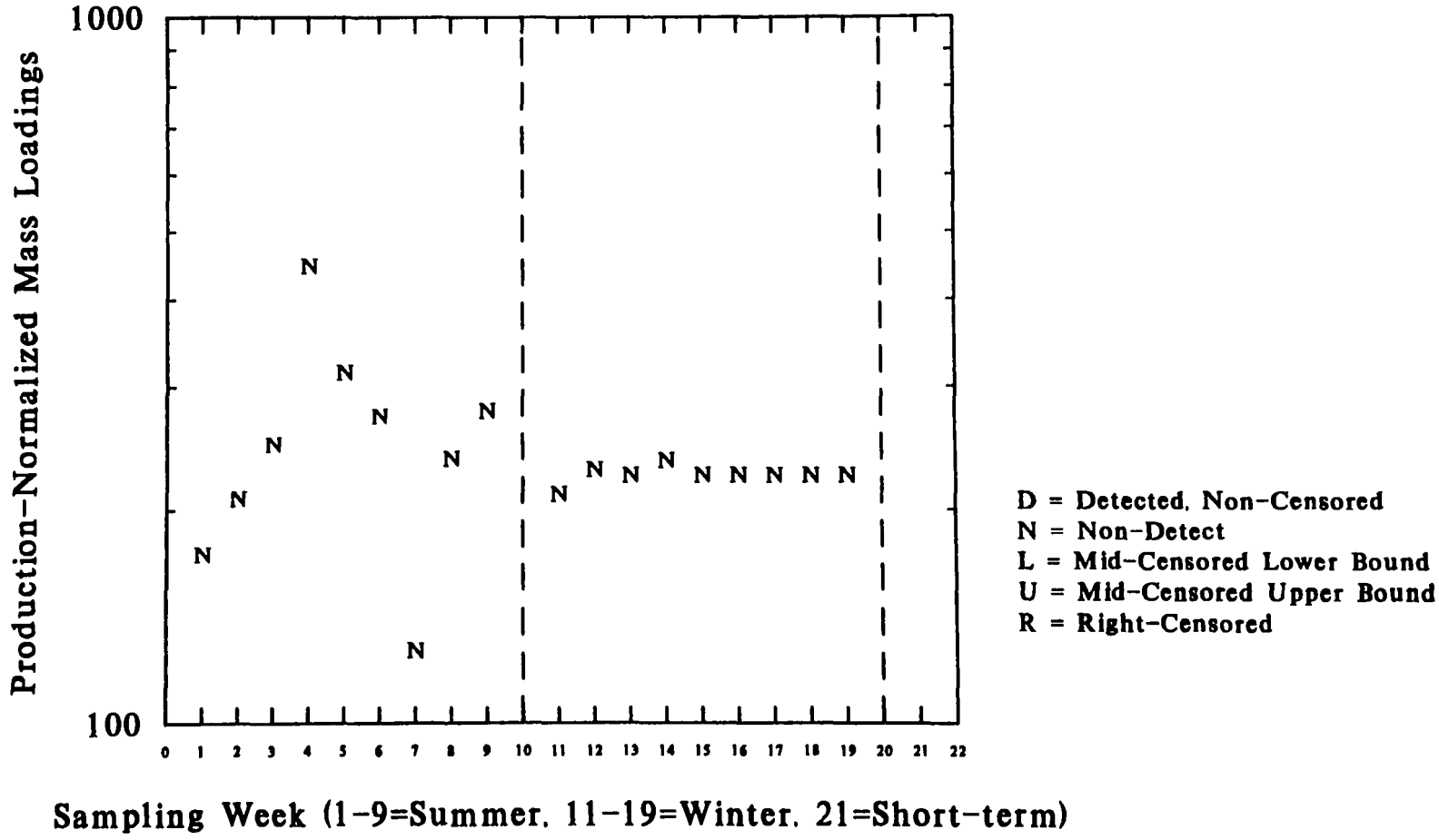

Figure M1-30. Time Plot for Tetrachloroguaiacol (MG/KKG)
Subcategory=BPK, Option=4, Stream=FE

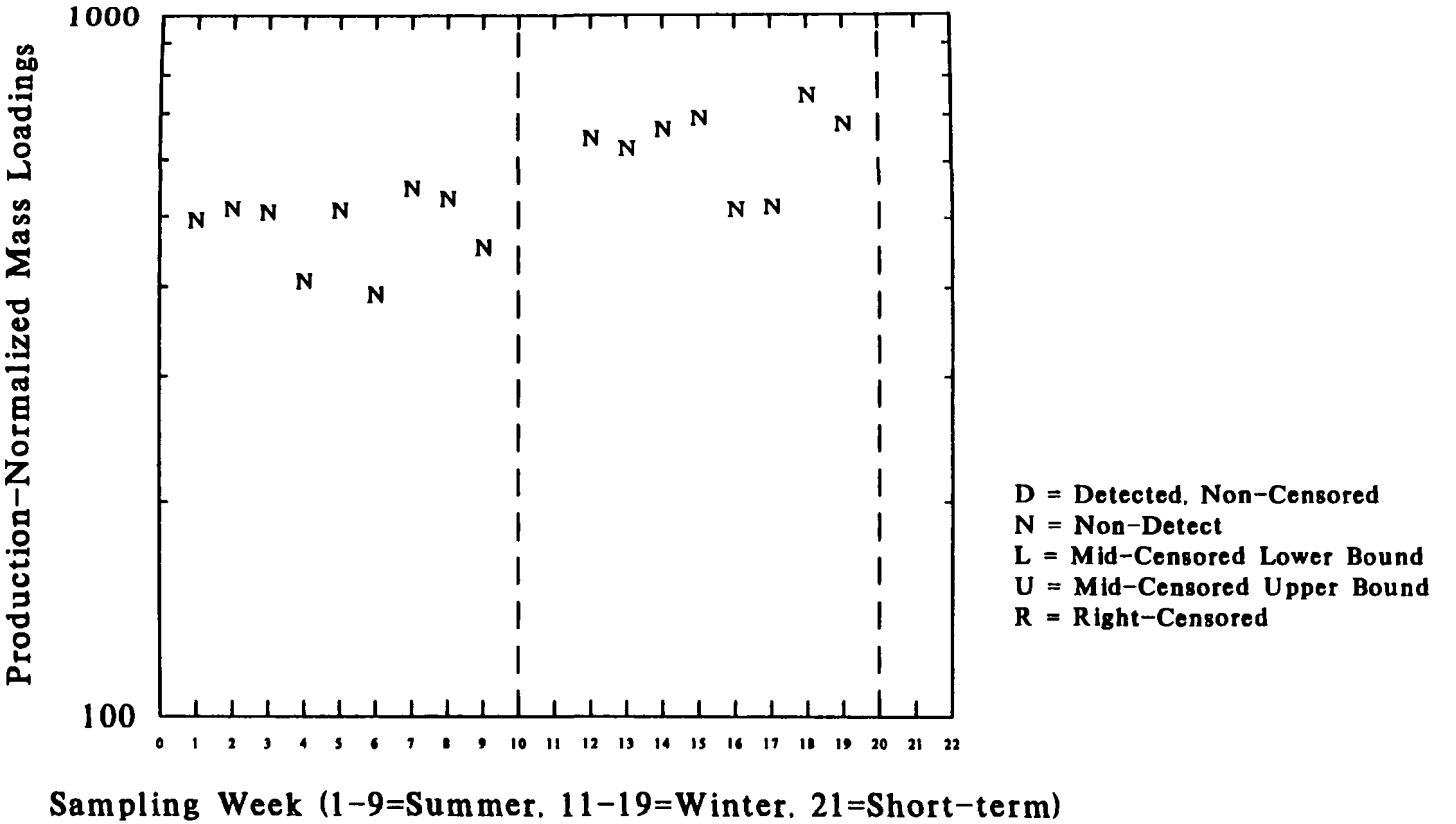

Figure M1-31. Time Plot for Tetrachloroguaiacol (MG/KKG)
Subcategory=DS, Option=1, Stream=ACID

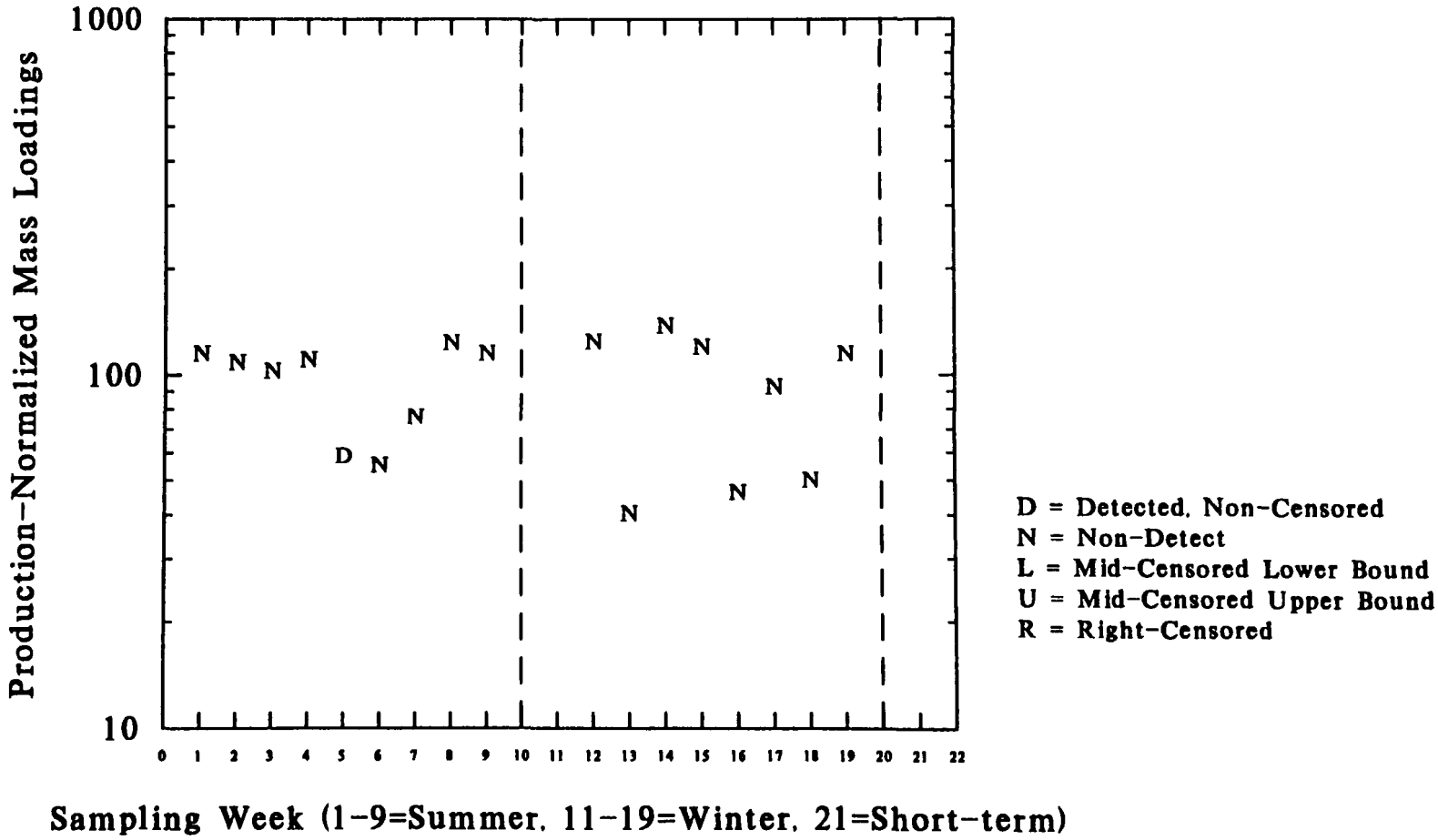

Figure M1-32. Time Plot for Tetrachloroguaiacol (MG/KKG)
Subcategory=DS, Option=1, Stream=ALK

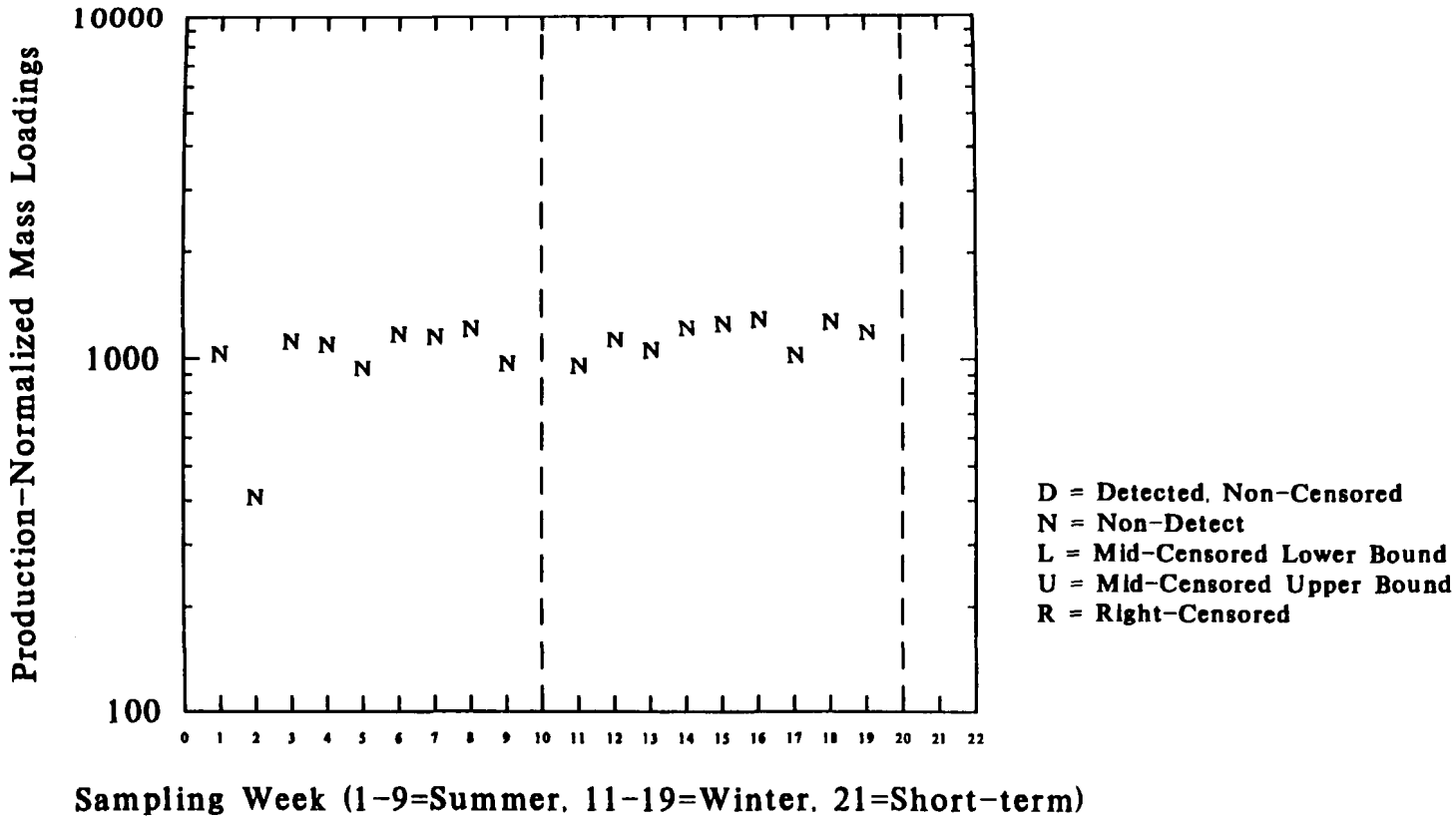

Figure M1-33. Time Plot for Tetrachloroguaiacol (MG/KKG)
Subcategory=DS, Option=1, Stream=FE

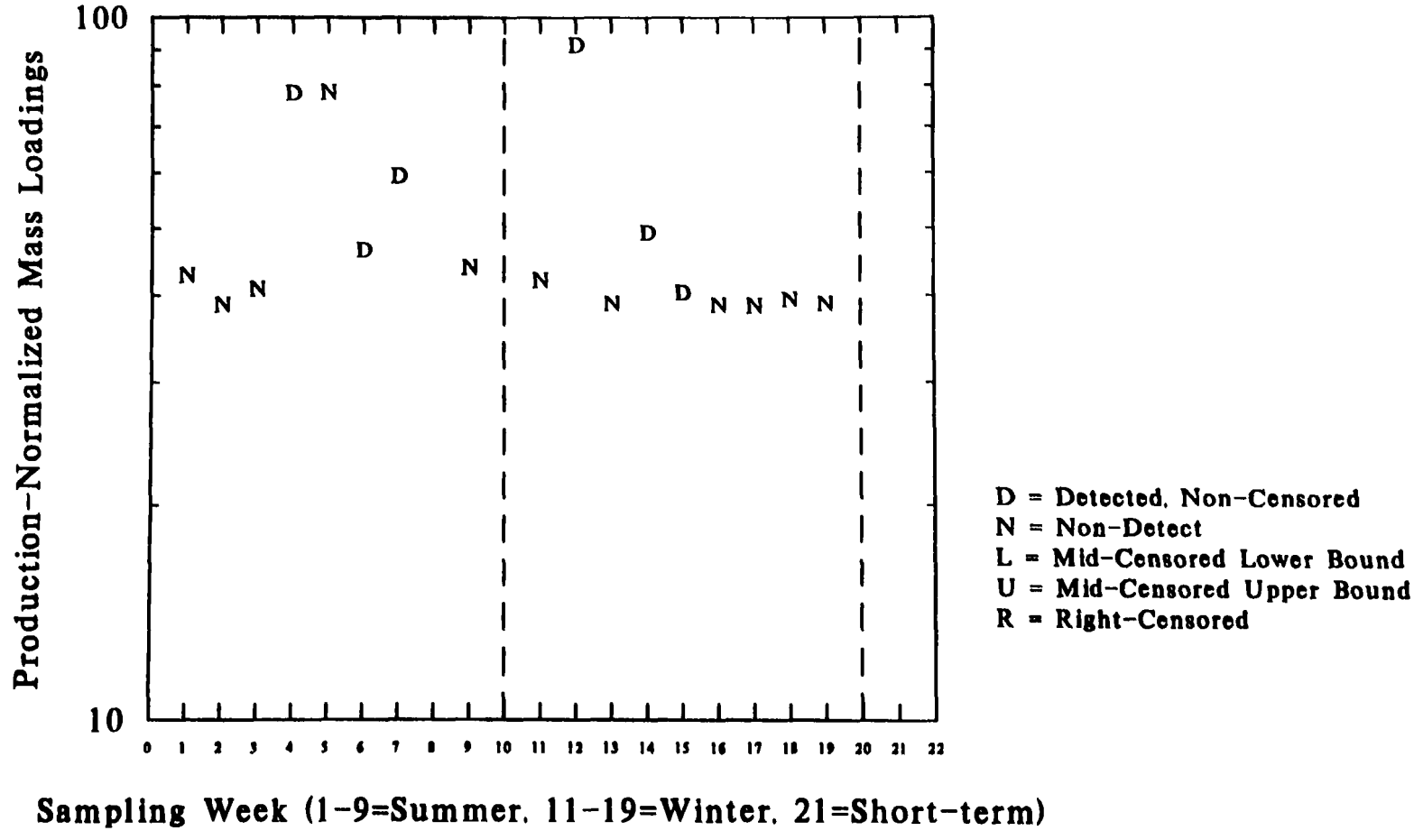

Figure M1-34. Time Plot for Trichlorosyringol (MG/KKG)
Subcategory=BPK, Option=3, Stream=ACID

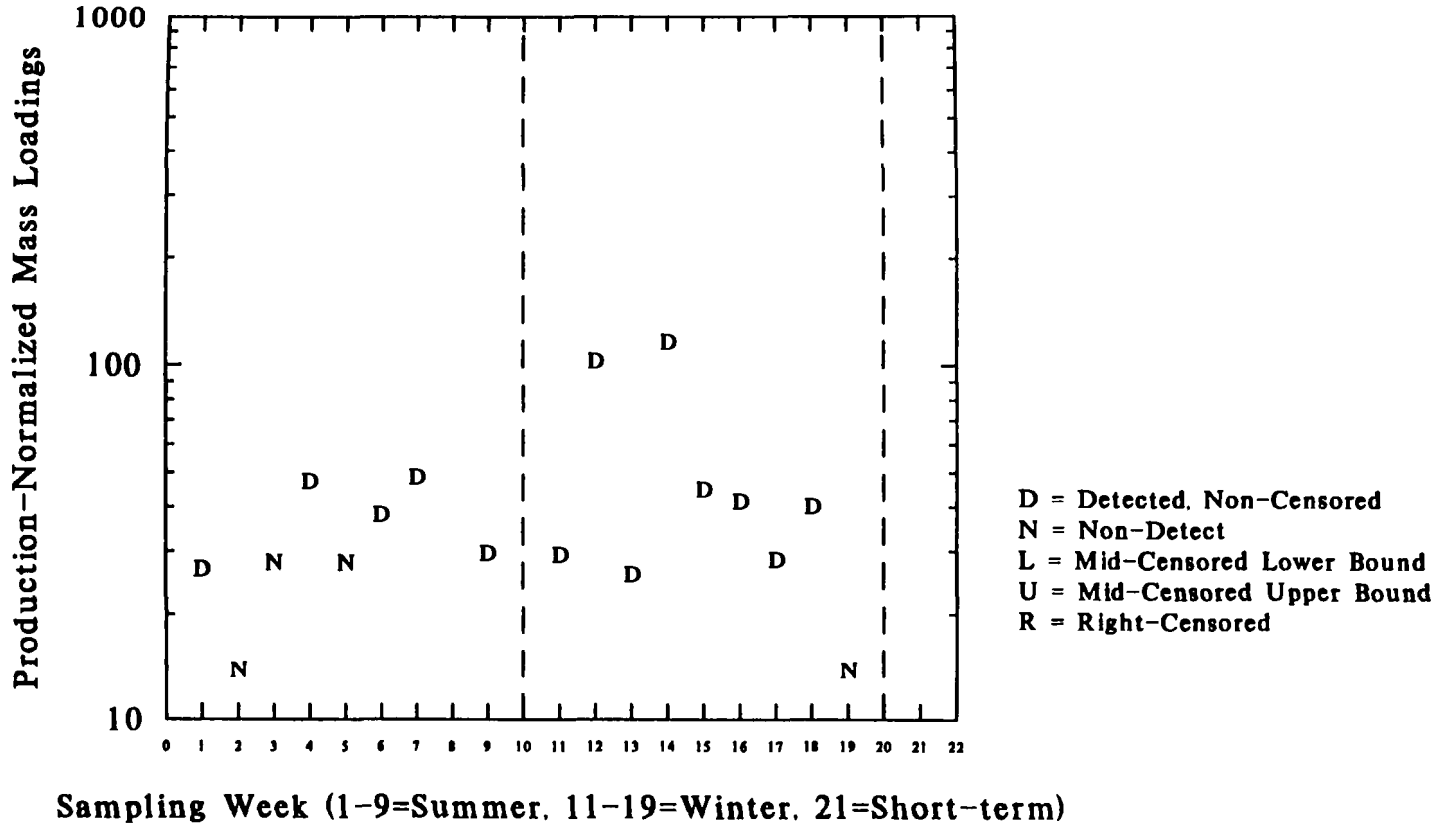

Figure M1-35. Time Plot for Trichlorosyringol (MG/KKG)
Subcategory=BPK, Option=3, Stream=ALK

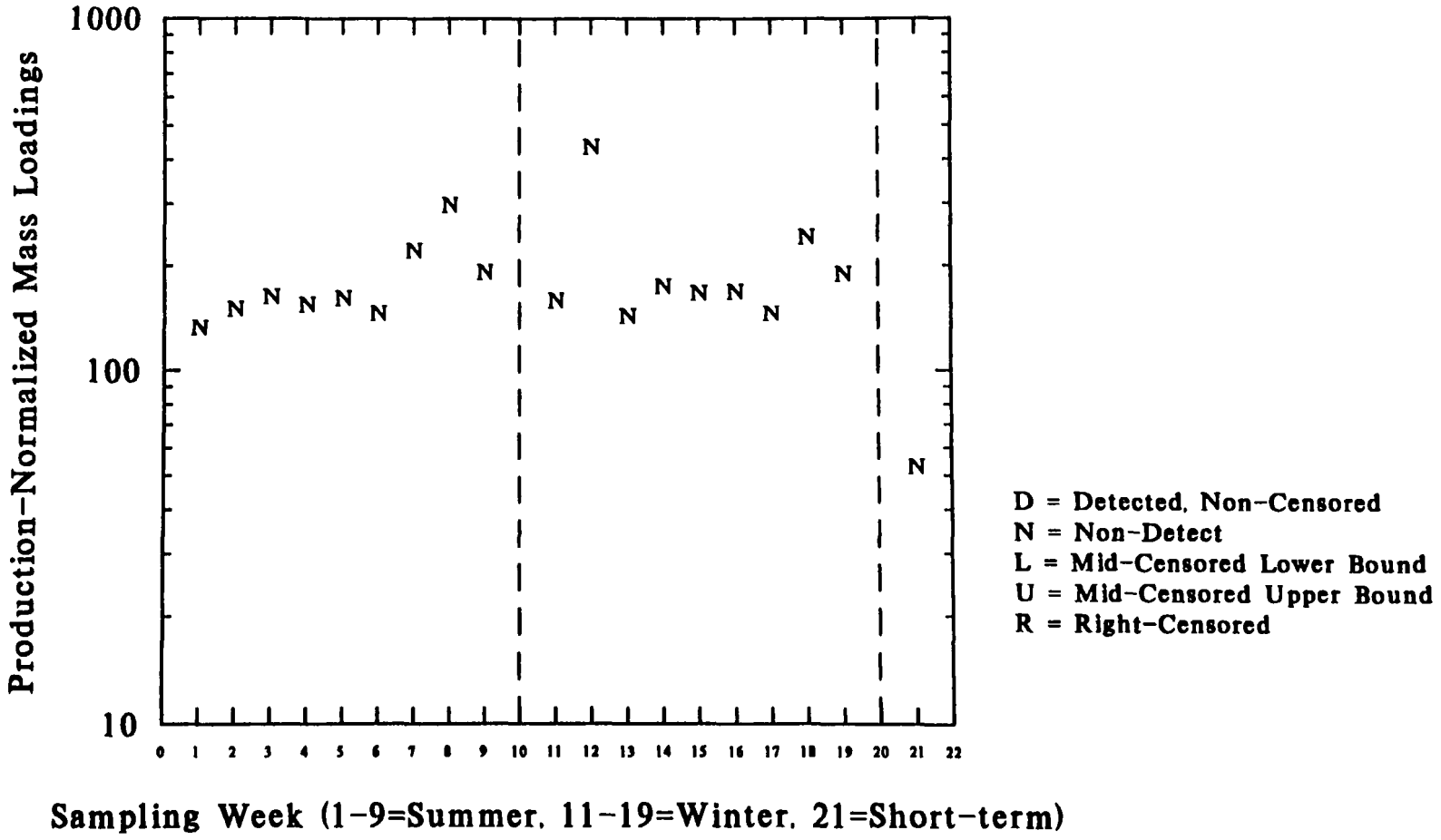

Figure M1-36. Time Plot for Trichlorosyringol (MG/KKG)
Subcategory=BPK, Option=3, Stream=FE

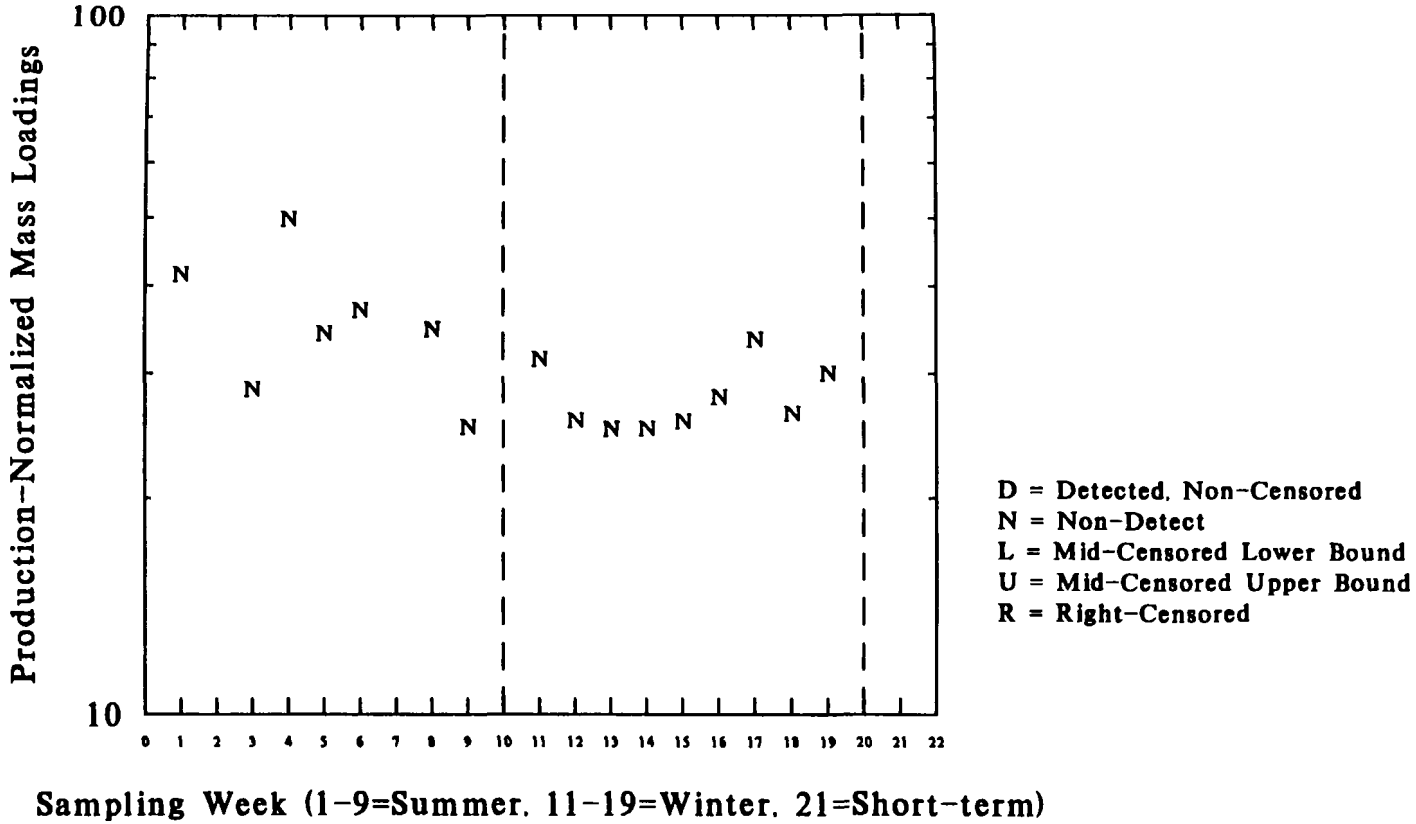

Figure M1-37. Time Plot for Trichlorosyringol (MG/KKG)
Subcategory=BPK, Option=4, Stream=ACID

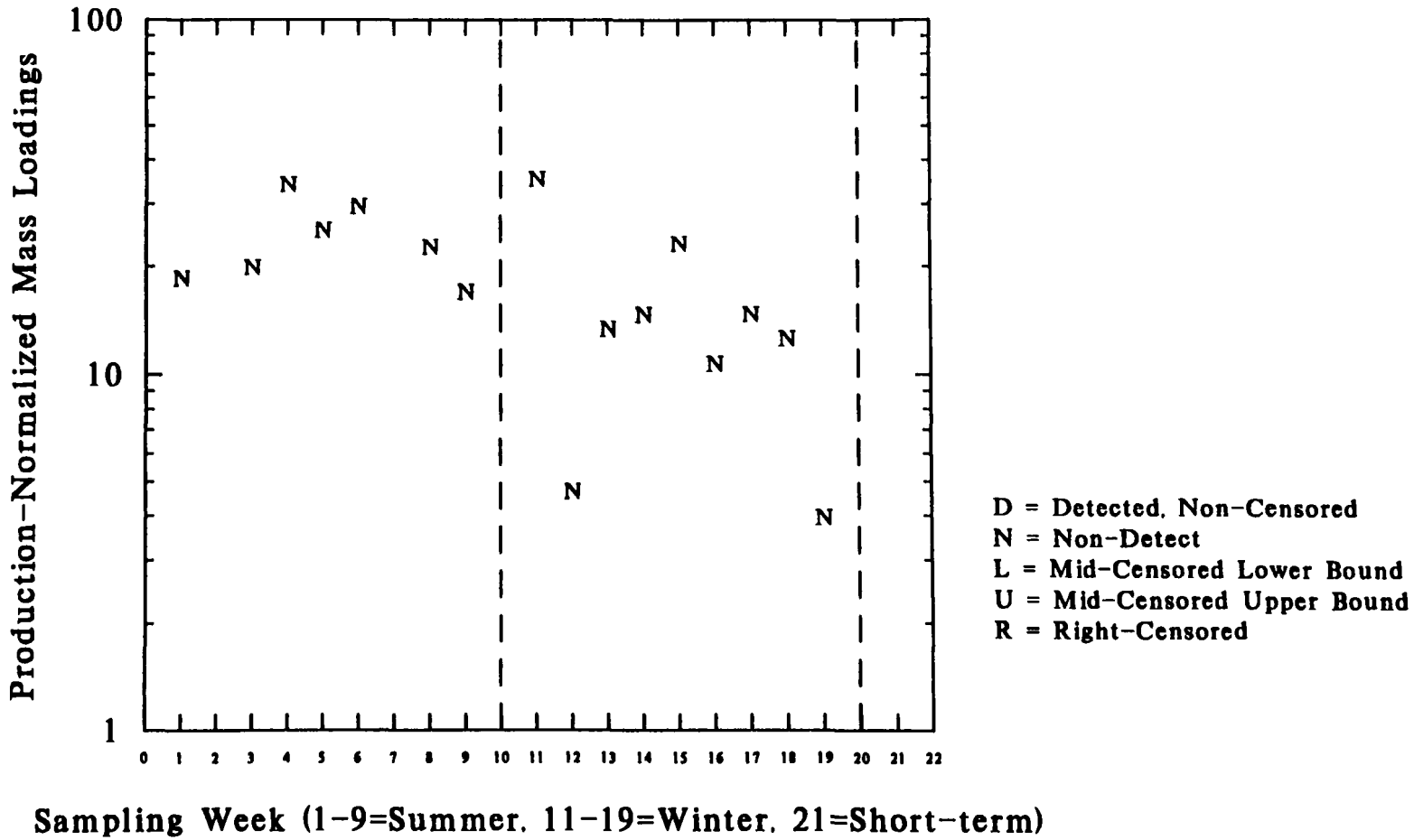

Figure M1-38. Time Plot for Trichlorosyringol (MG/KKG)
Subcategory=BPK, Option=4, Stream=ALK

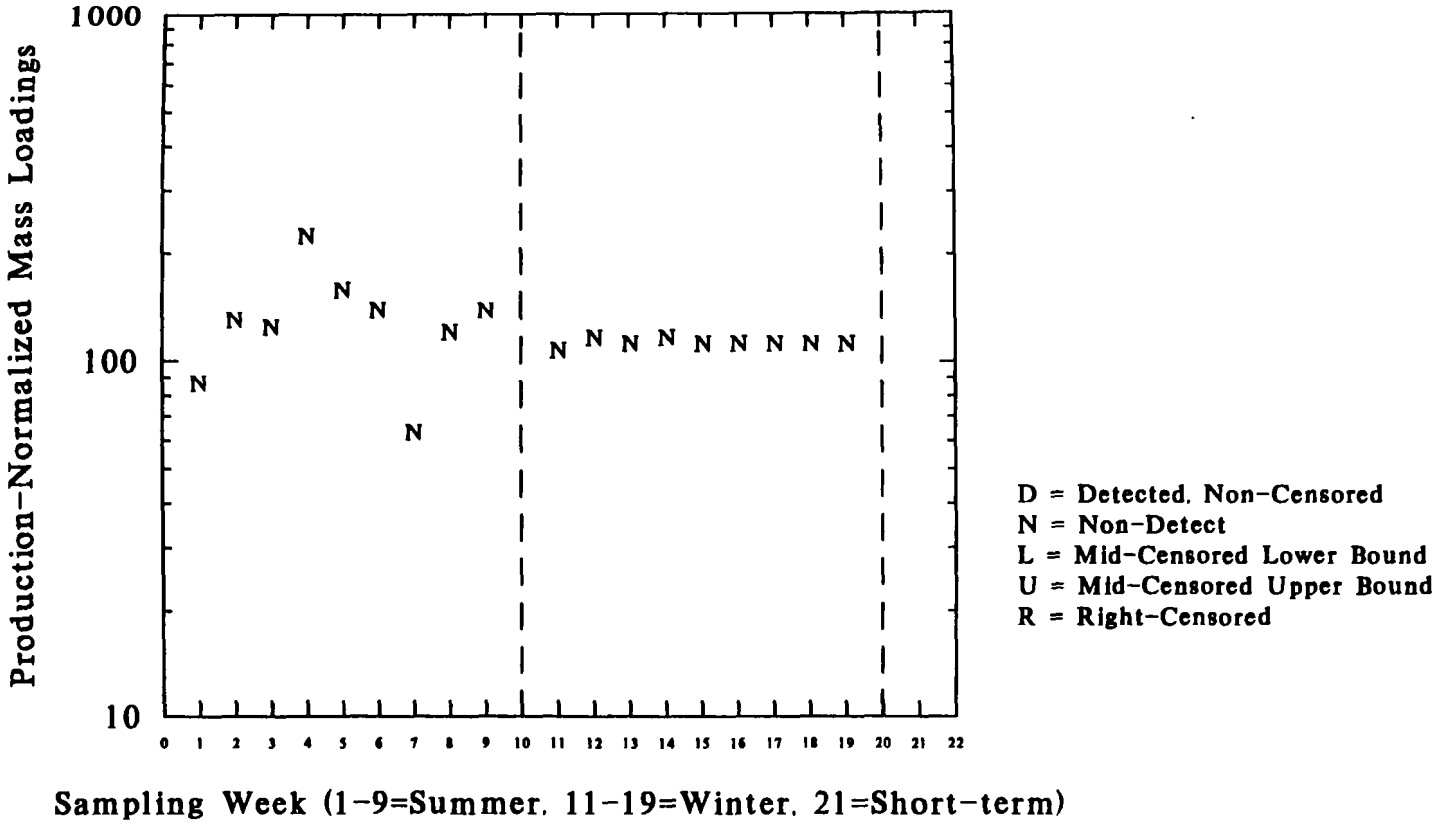

Figure M1-39. Time Plot for Trichlorosyringol (MG/KKG)
Subcategory=BPK, Option=4, Stream=FE

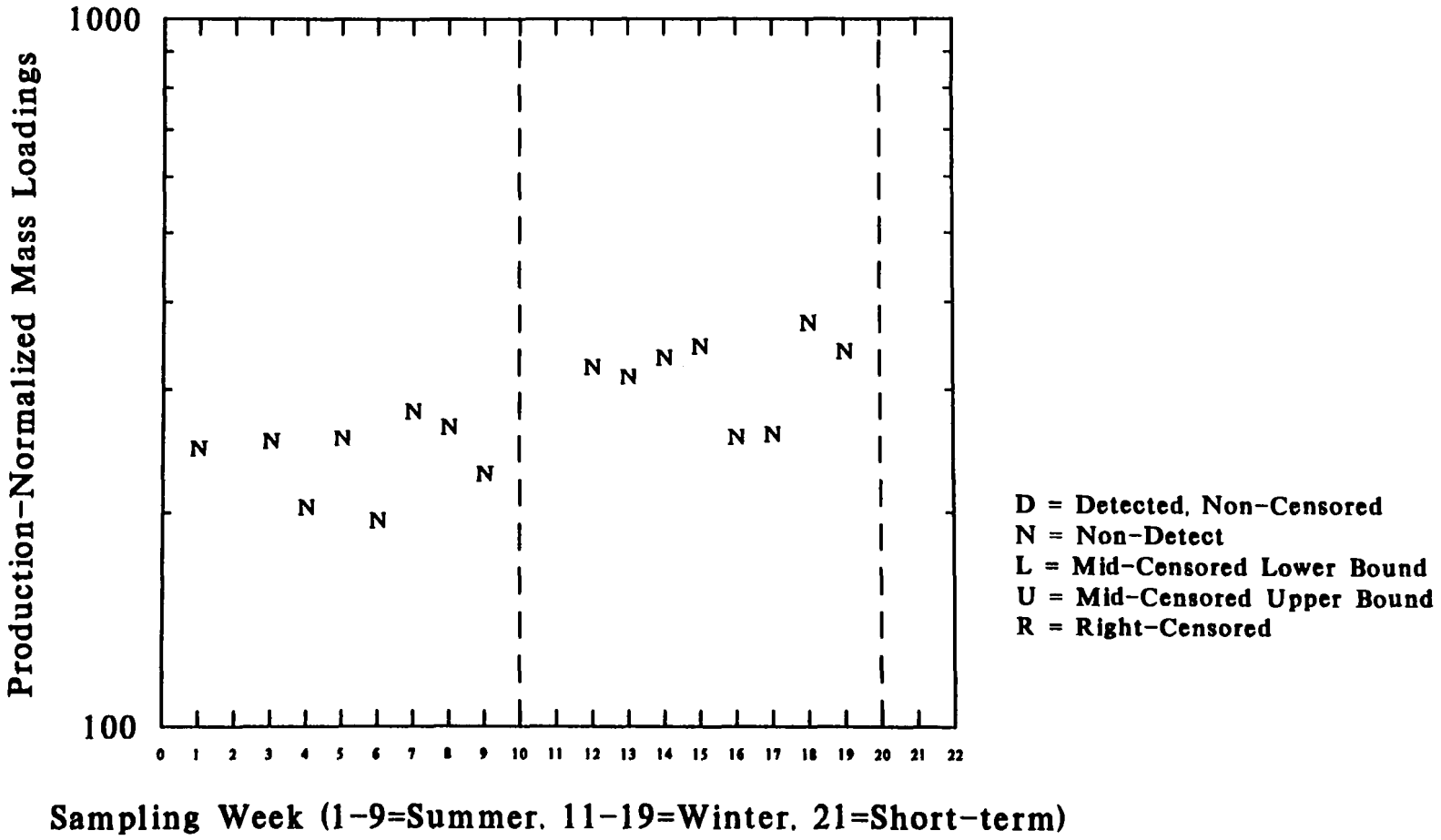

Figure M1-40. Time Plot for Trichlorosyringol (MG/KKG)
Subcategory=DS, Option=1, Stream=ACID

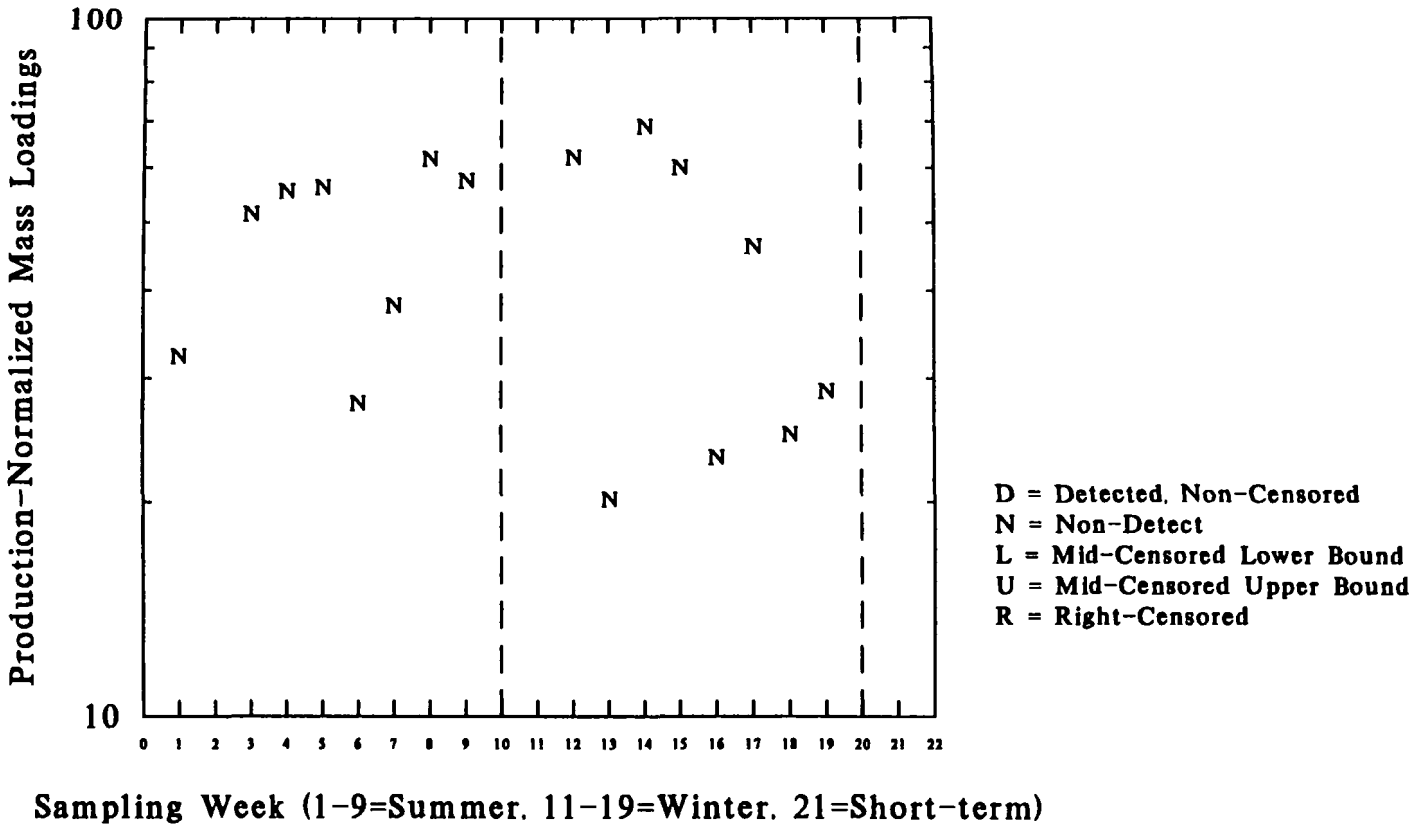

Figure M1-41. Time Plot for Trichlorosyringol (MG/KKG)
Subcategory=DS, Option=1, Stream=ALK

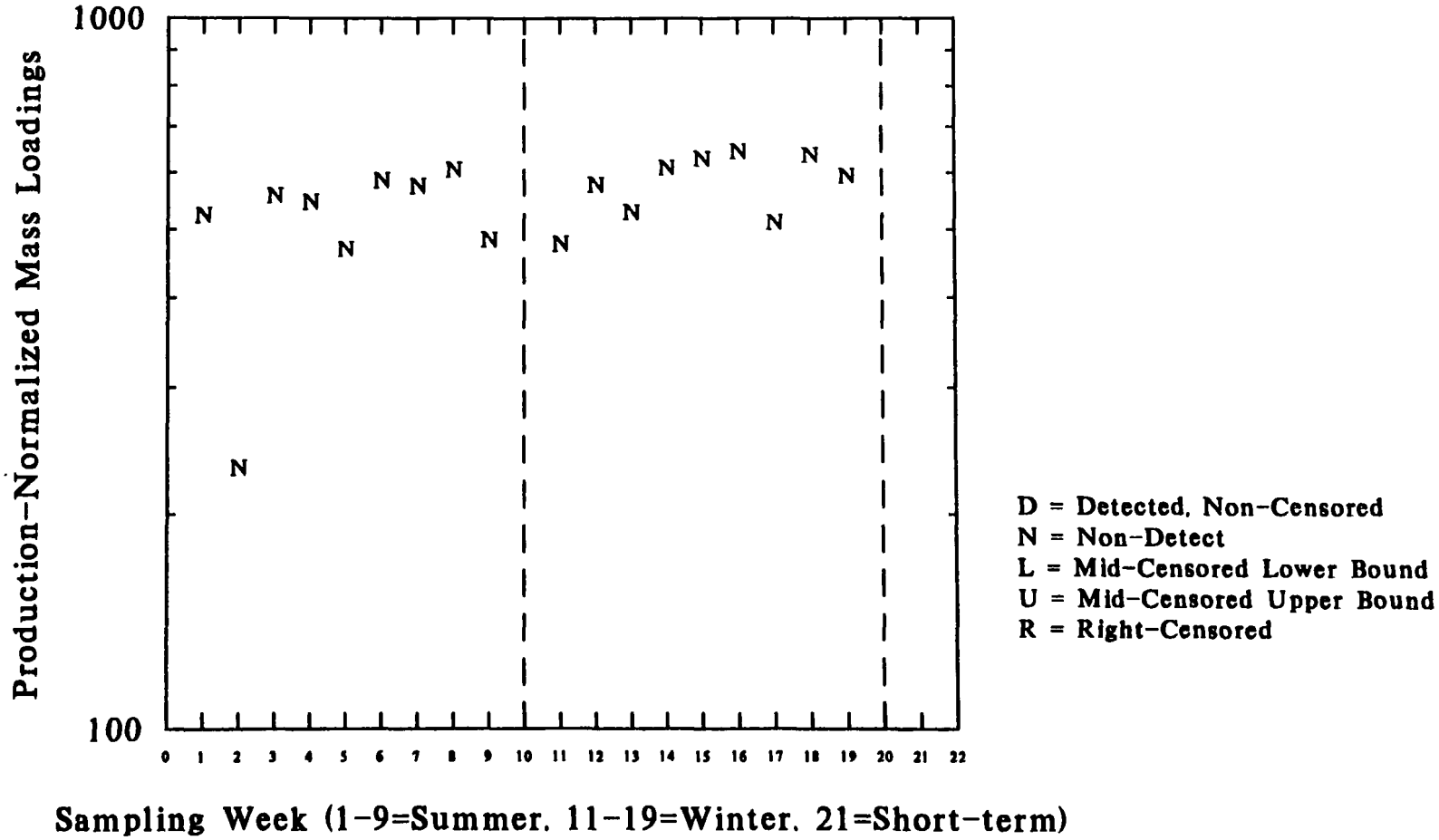

Figure M1-42. Time Plot for Trichlorosyringol (MG/KKG)
Subcategory=DS, Option=1, Stream=FE

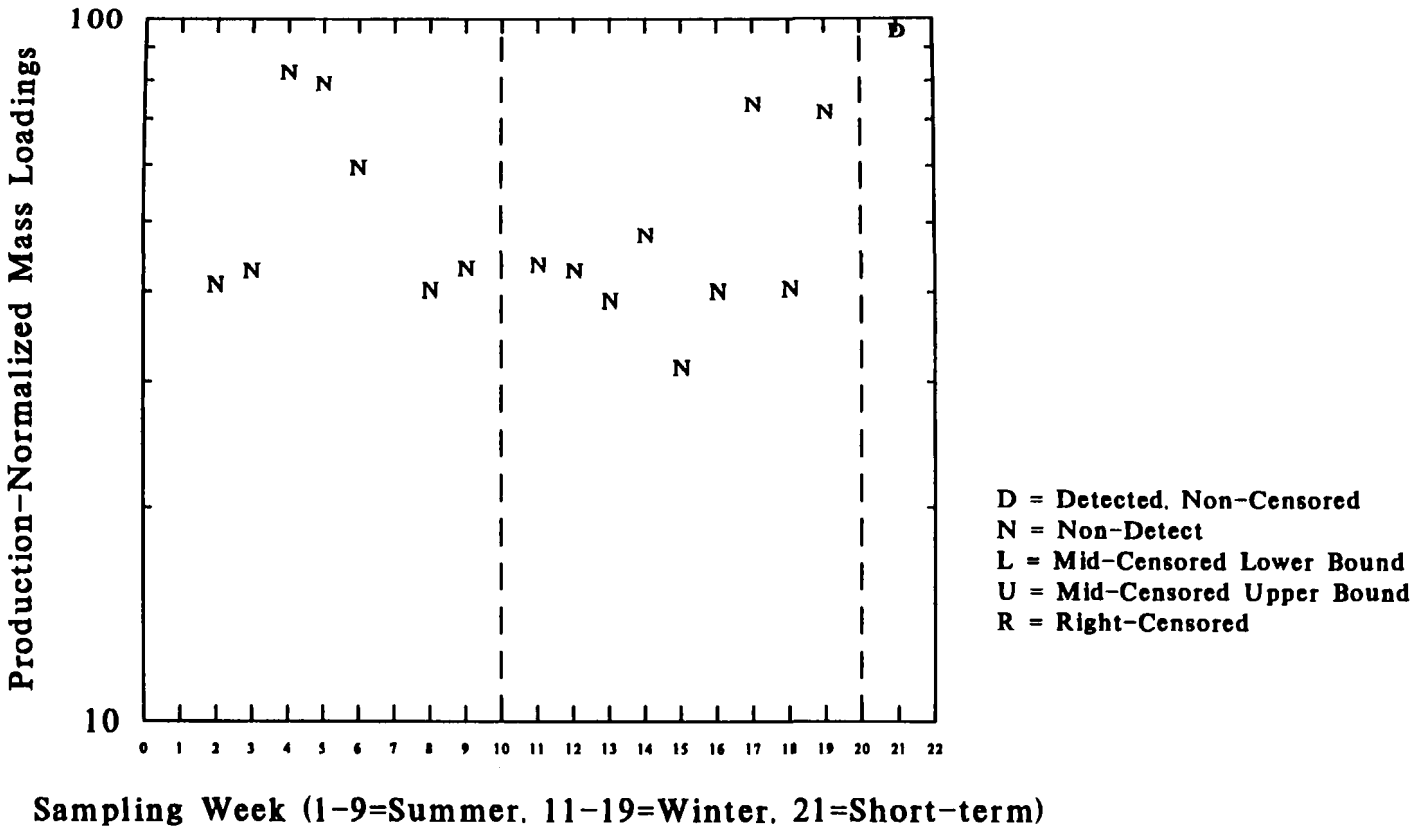

Figure M1-43. Time Plot for 4,5,6-Trichloroguaiacol (MG/KKG)
Subcategory=BPK, Option=3, Stream=ACID

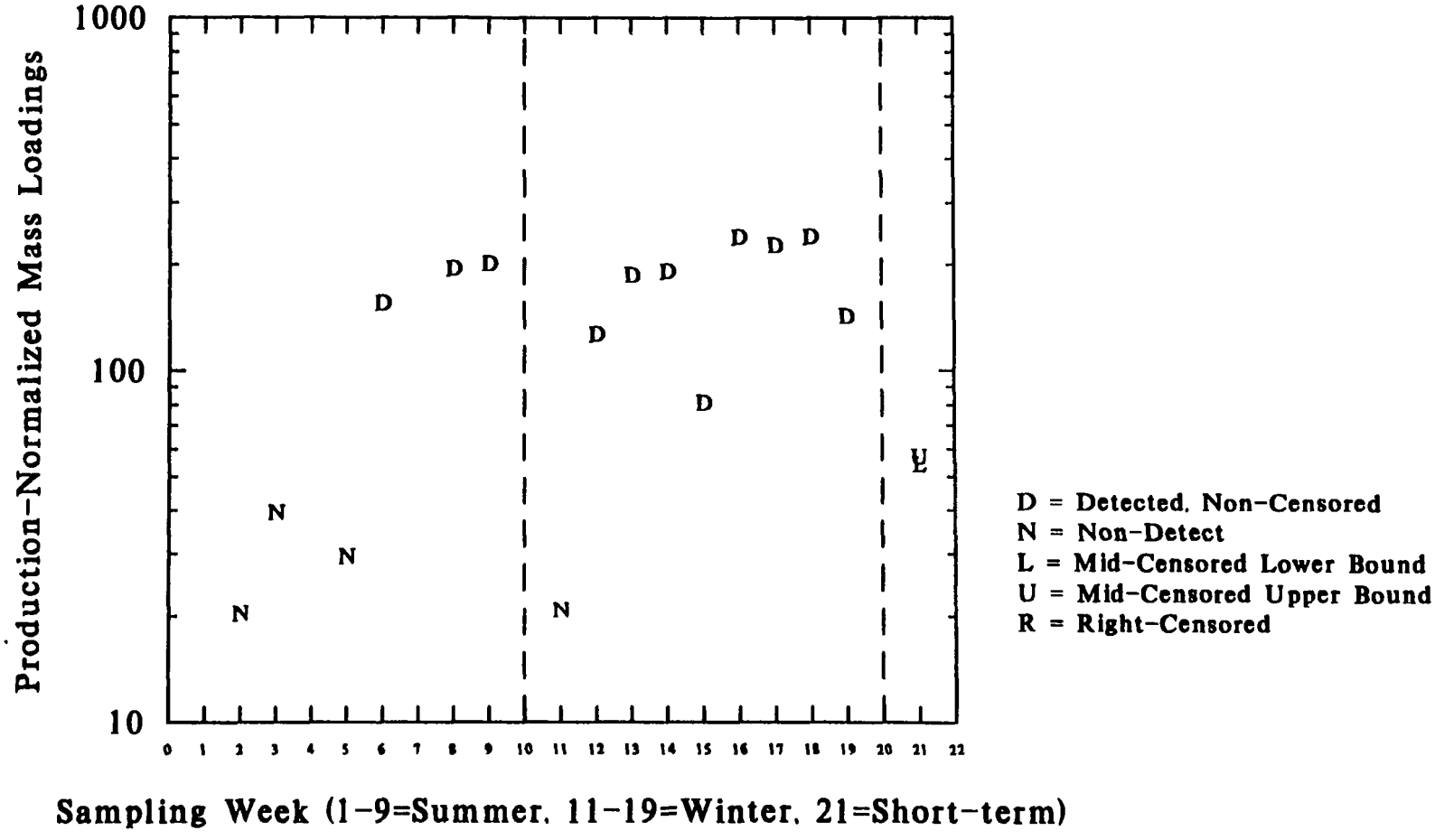

Figure M1-44. Time Plot for 4,5,6-Trichloroguaiacol (MG/KKG)
Subcategory=BPK, Option=3, Stream=ALK

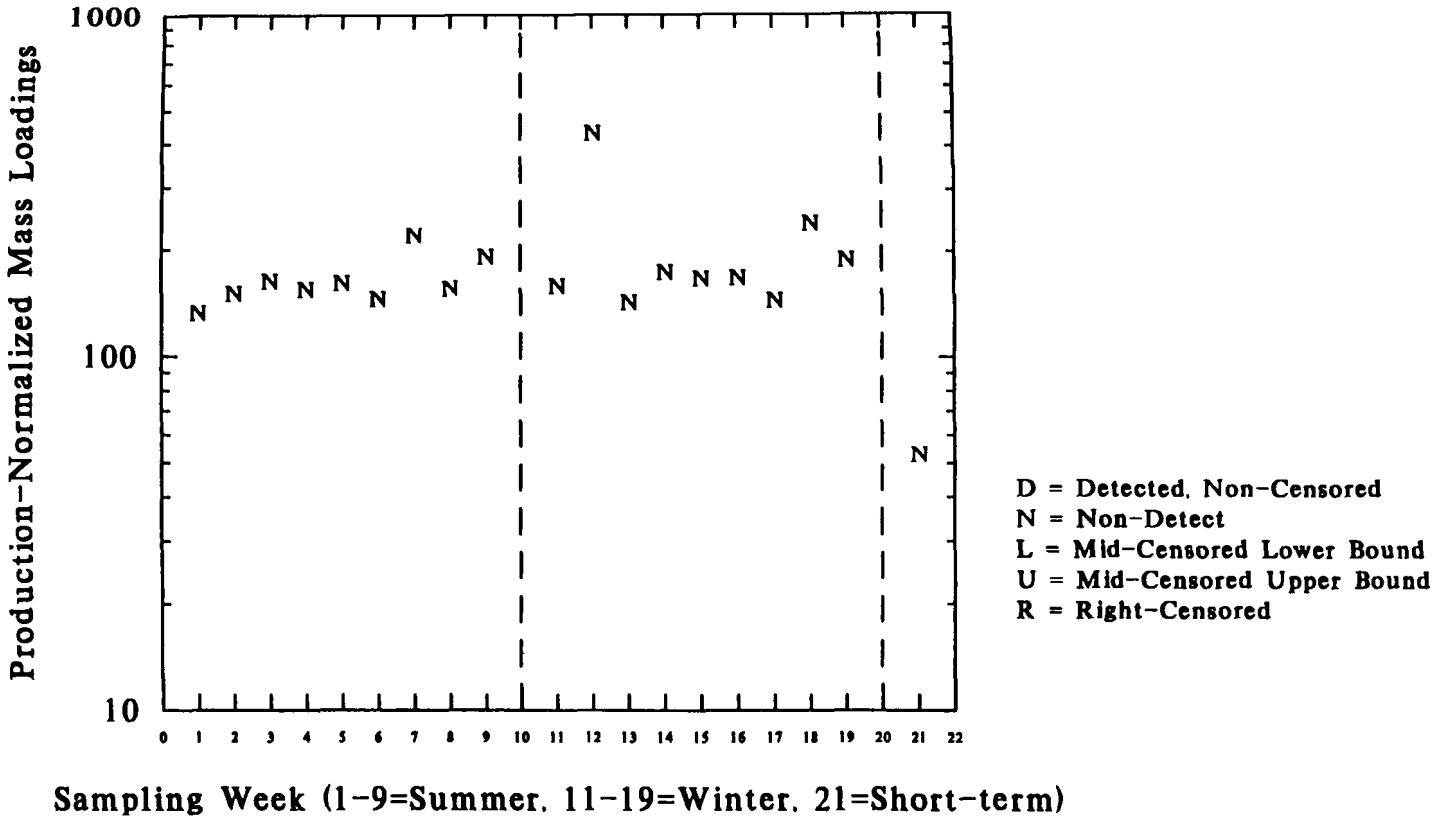

Figure M1-45. Time Plot for 4,5,6-Trichloroguaiacol (MG/KKG)
Subcategory=BPK, Option=3, Stream=FE

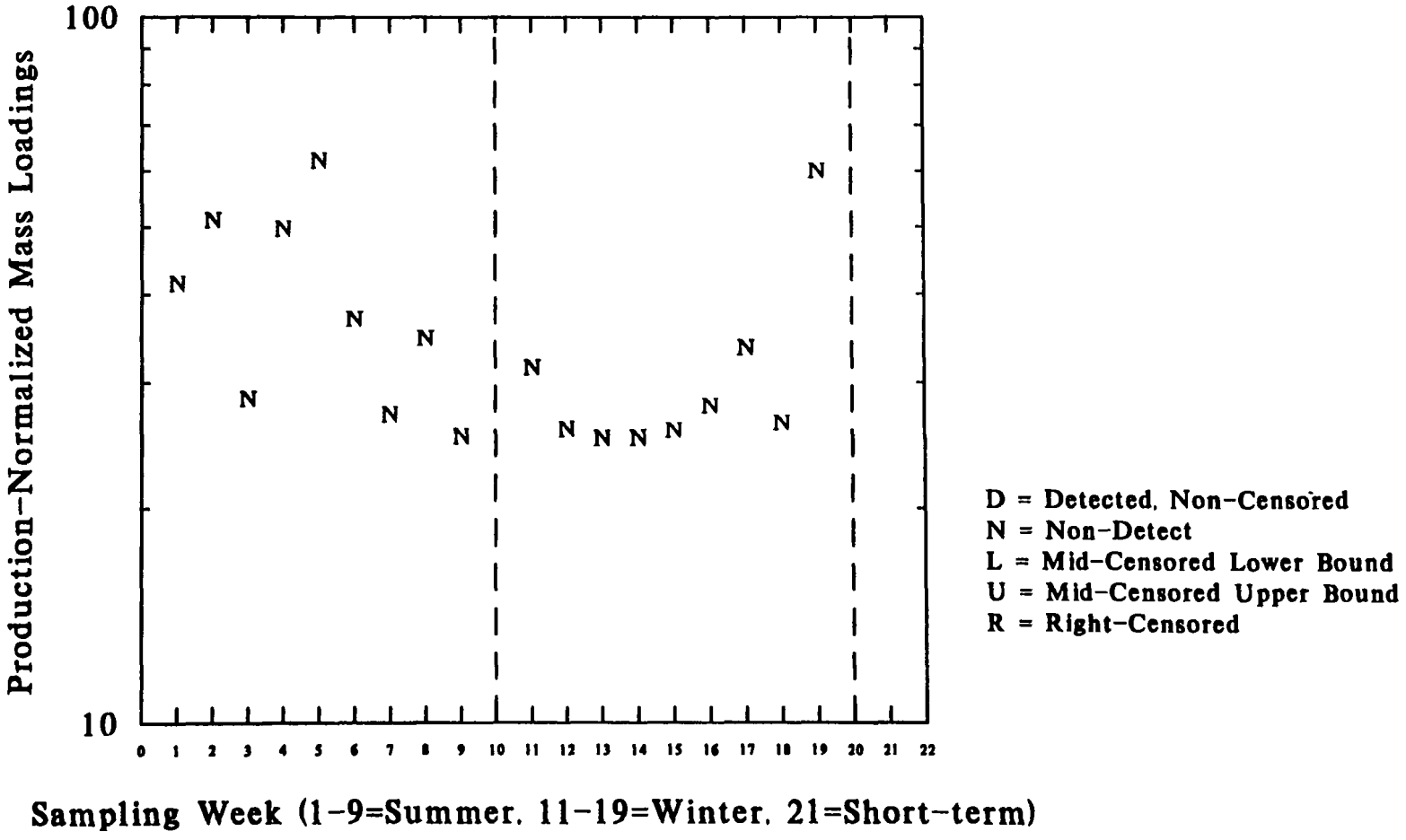

Figure M1-46. Time Plot for 4,5,6-Trichloroguaiacol (MG/KKG)
Subcategory=BPK, Option=4, Stream=ACID

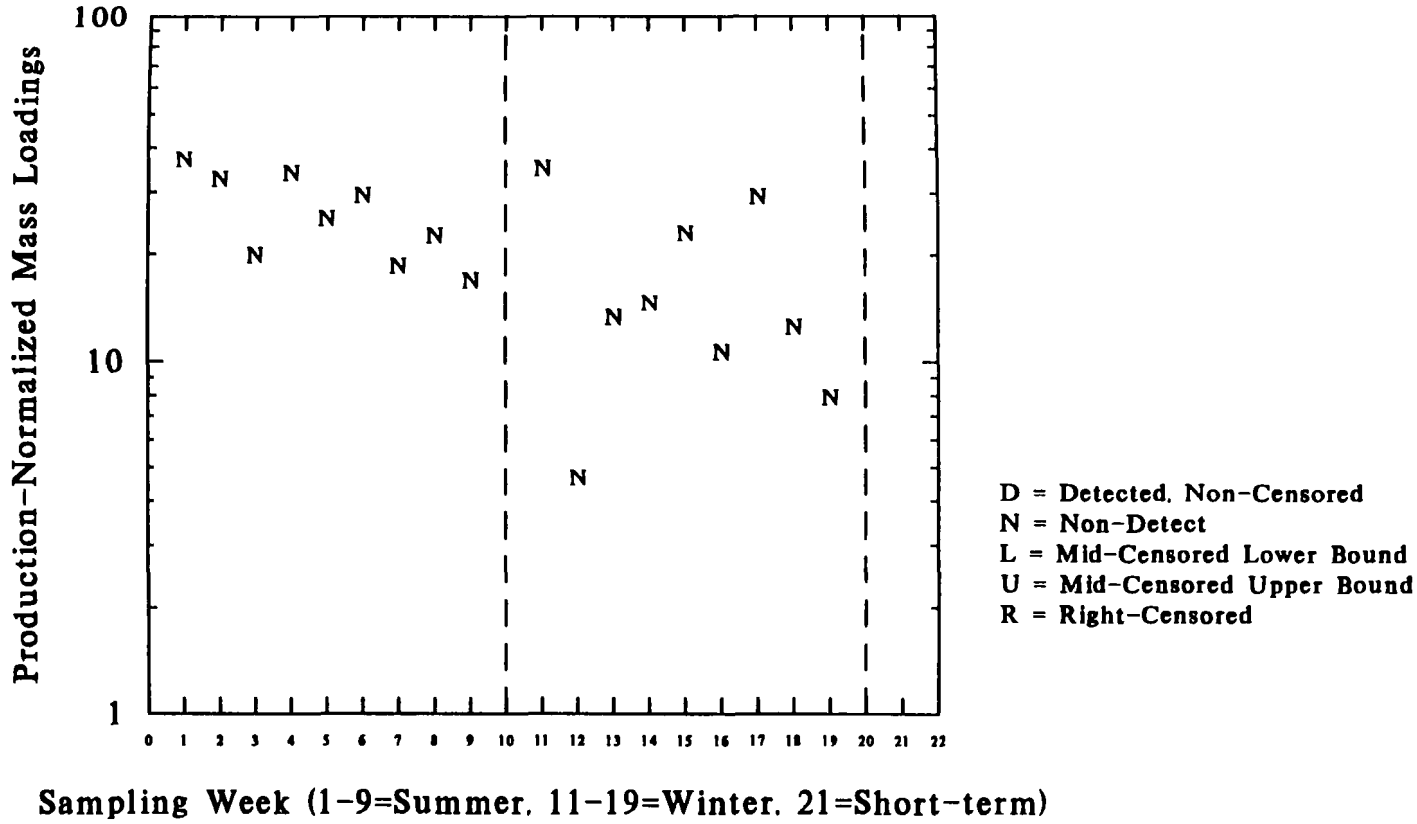

Figure M1-47. Time Plot for 4,5,6-Trichloroguaiacol (MG/KKG)
Subcategory=BPK, Option=4, Stream=ALK

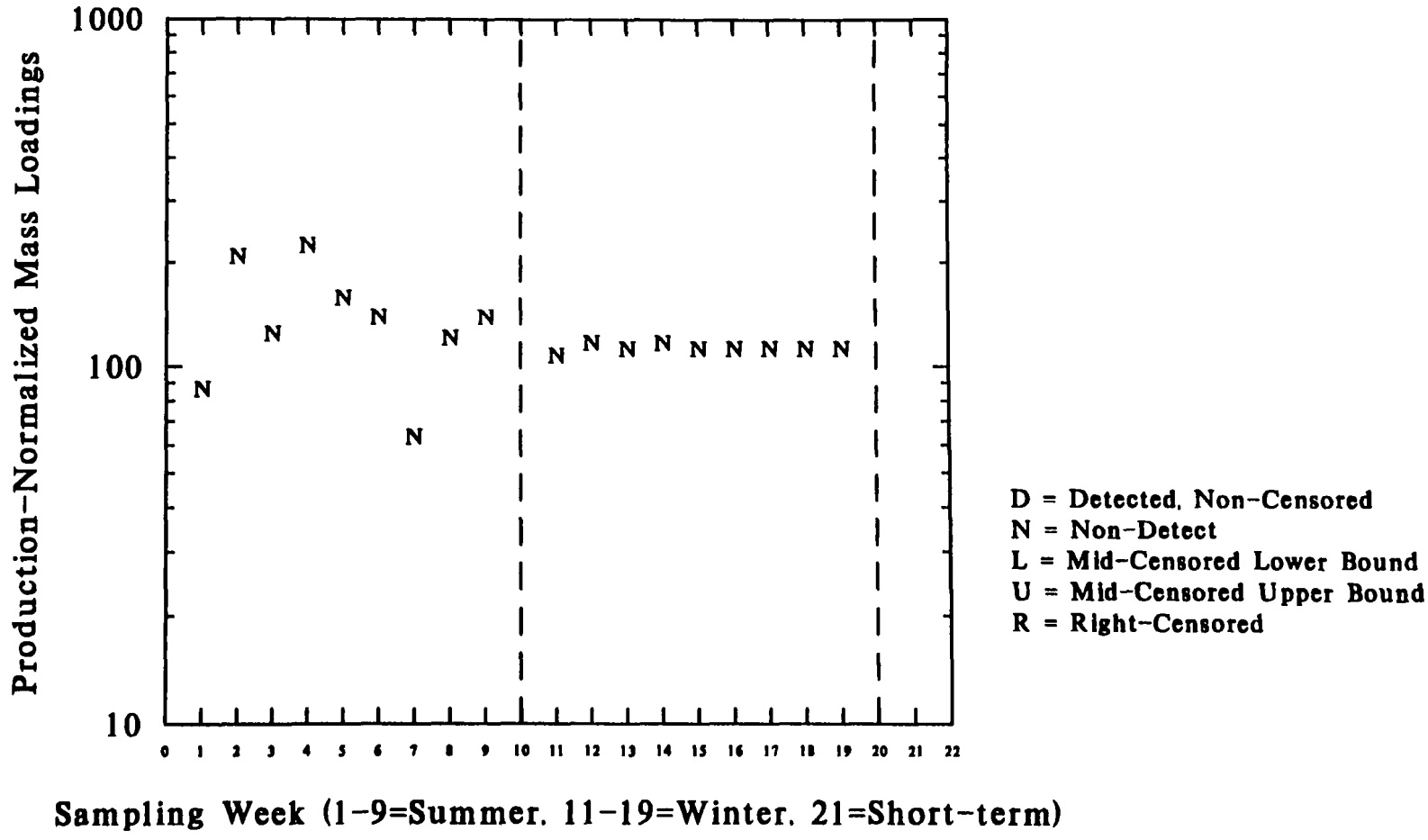

Figure M1-48. Time Plot for 4,5,6-Trichloroguaiacol (MG/KKG)
Subcategory=BPK, Option=4, Stream=FE

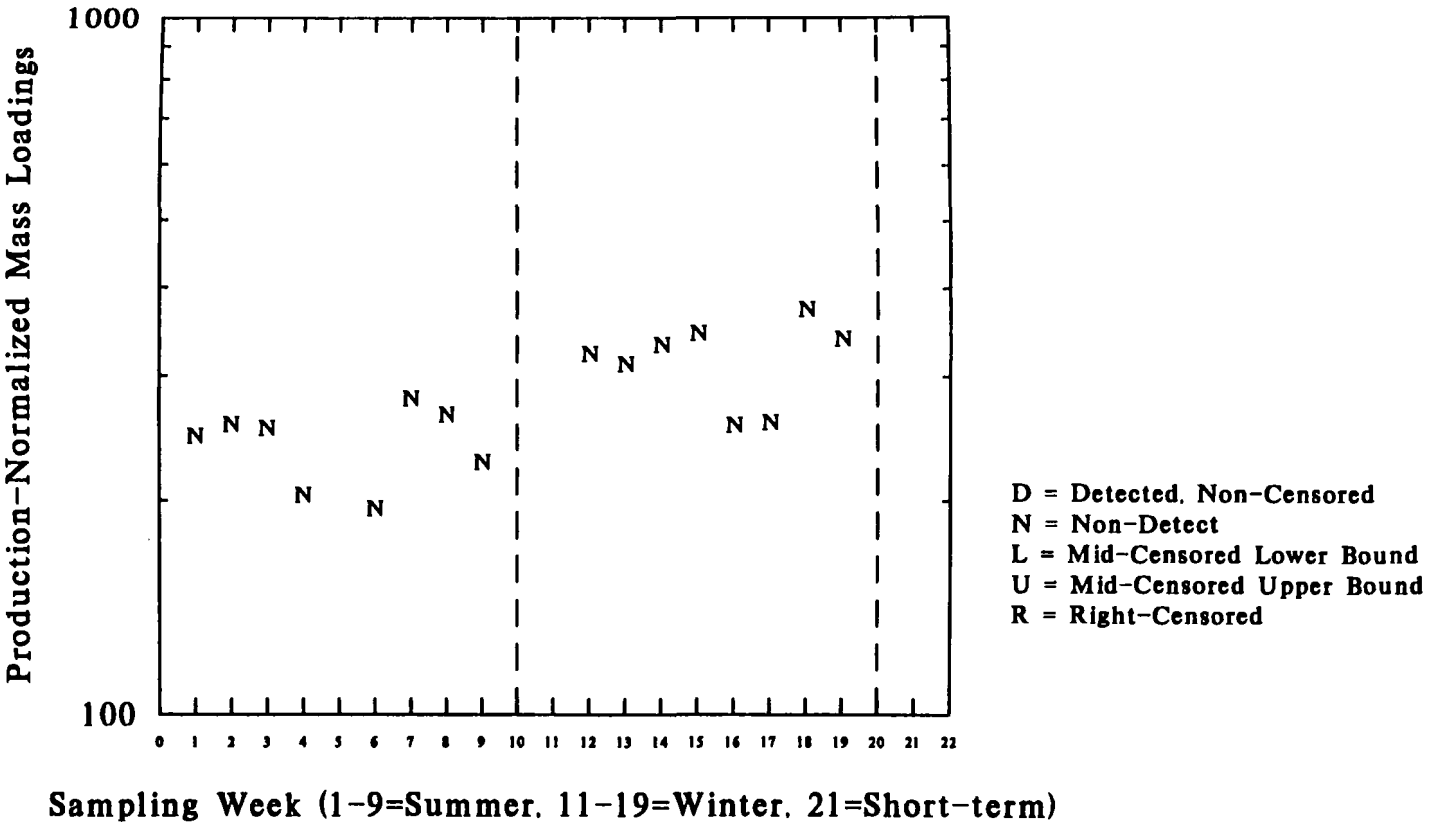

Figure M1-49. Time Plot for 4,5,6-Trichloroguaiacol (MG/KKG)
Subcategory=DS, Option=1, Stream=ACID

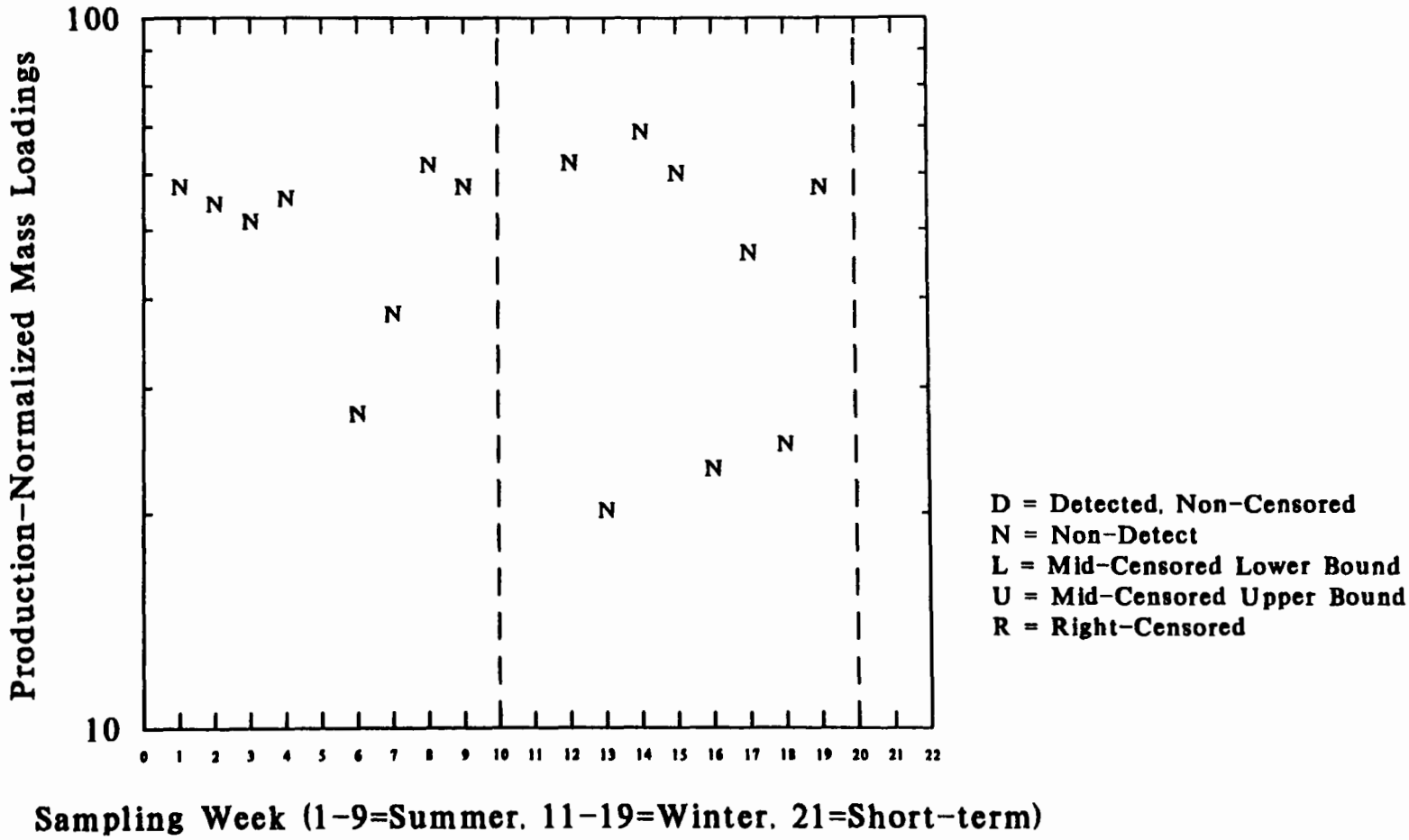

Figure M1-50. Time Plot for 4,5,6-Trichloroguaiacol (MG/KKG)
Subcategory=DS, Option=1, Stream=ALK

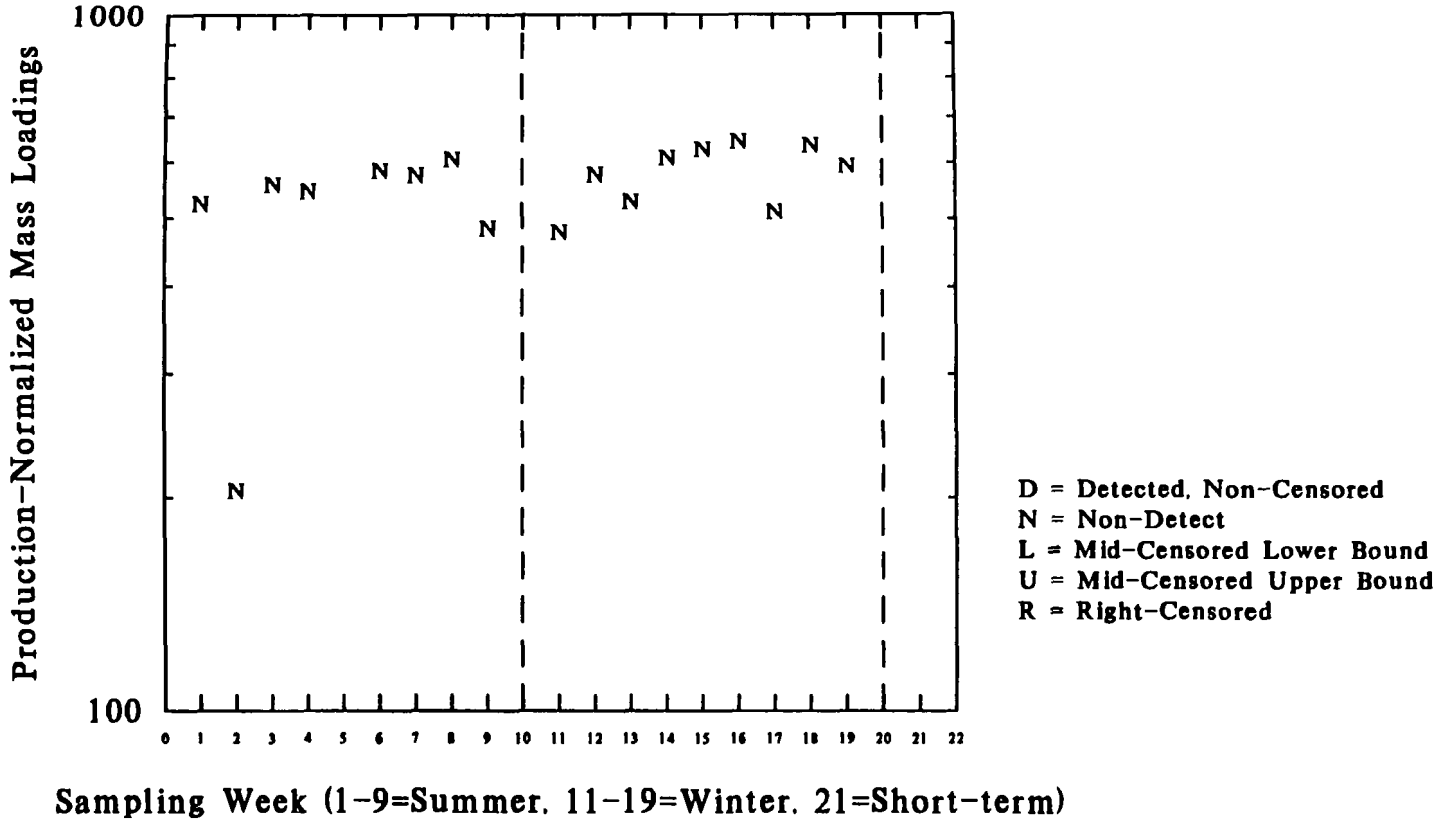

Figure M1-51. Time Plot for 4,5,6-Trichloroguaiacol (MG/KKG)
Subcategory=DS, Option=1, Stream=FE

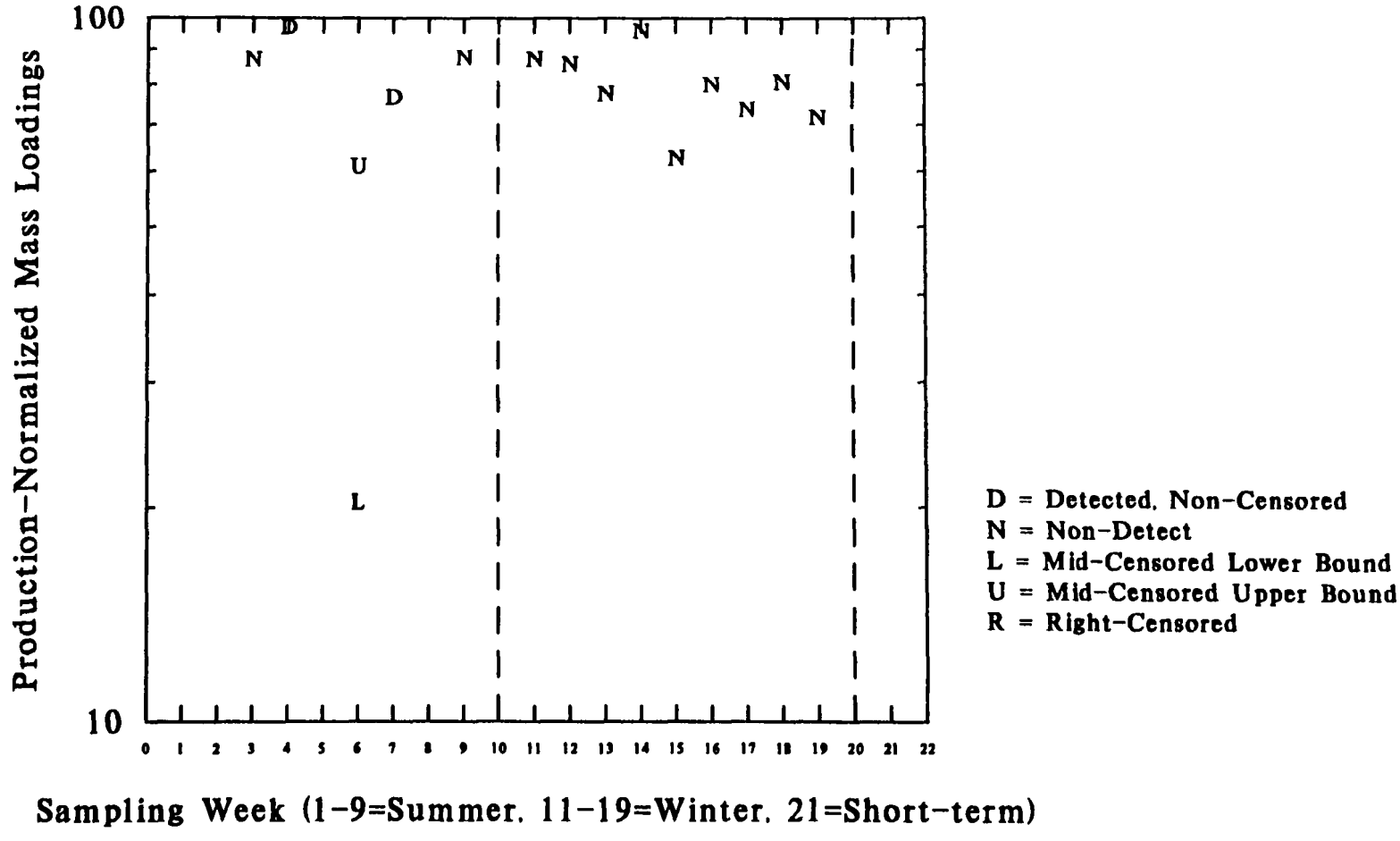

Figure M1-52. Time Plot for 3,4,6-Trichlorocatechol (MG/KKG)
Subcategory=BPK, Option=3, Stream=ACID

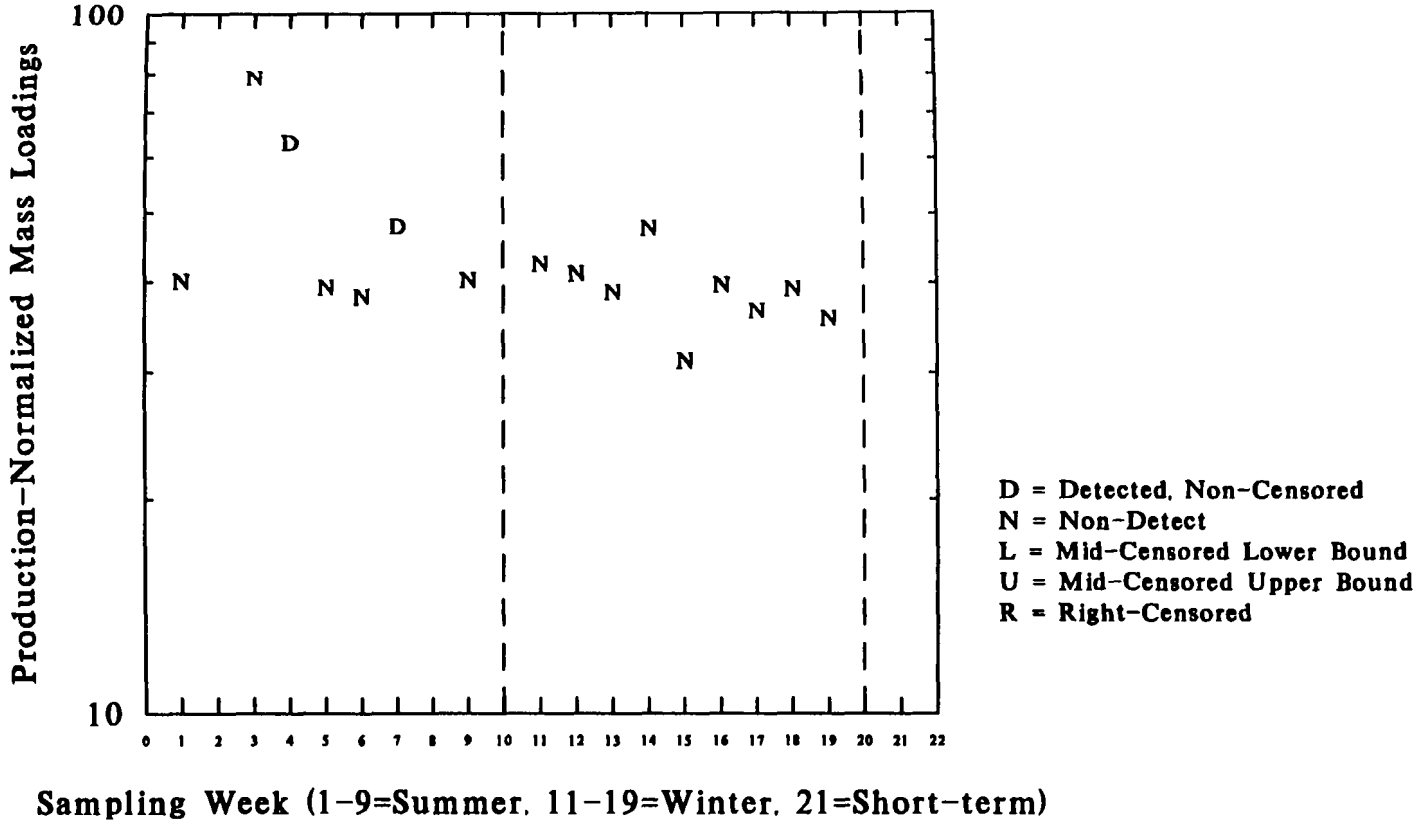

Figure M1-53. Time Plot for 3,4,6-Trichlorocatechol (MG/KKG)
Subcategory=BPK, Option=3, Stream=ALK

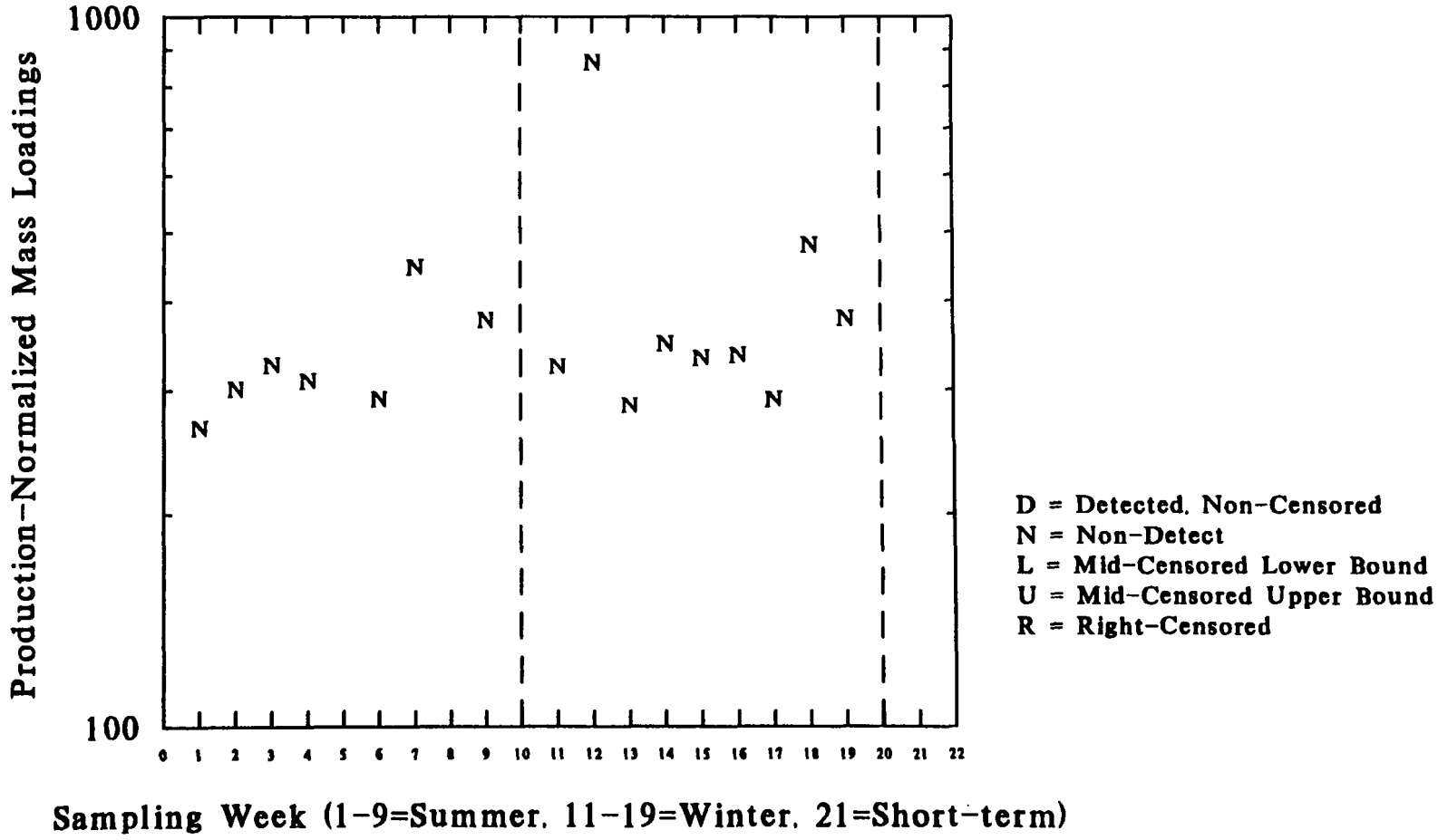

Figure M1-54. Time Plot for 3,4,6-Trichlorocatechol (MG/KKG)
Subcategory=BPK, Option=3, Stream=FE

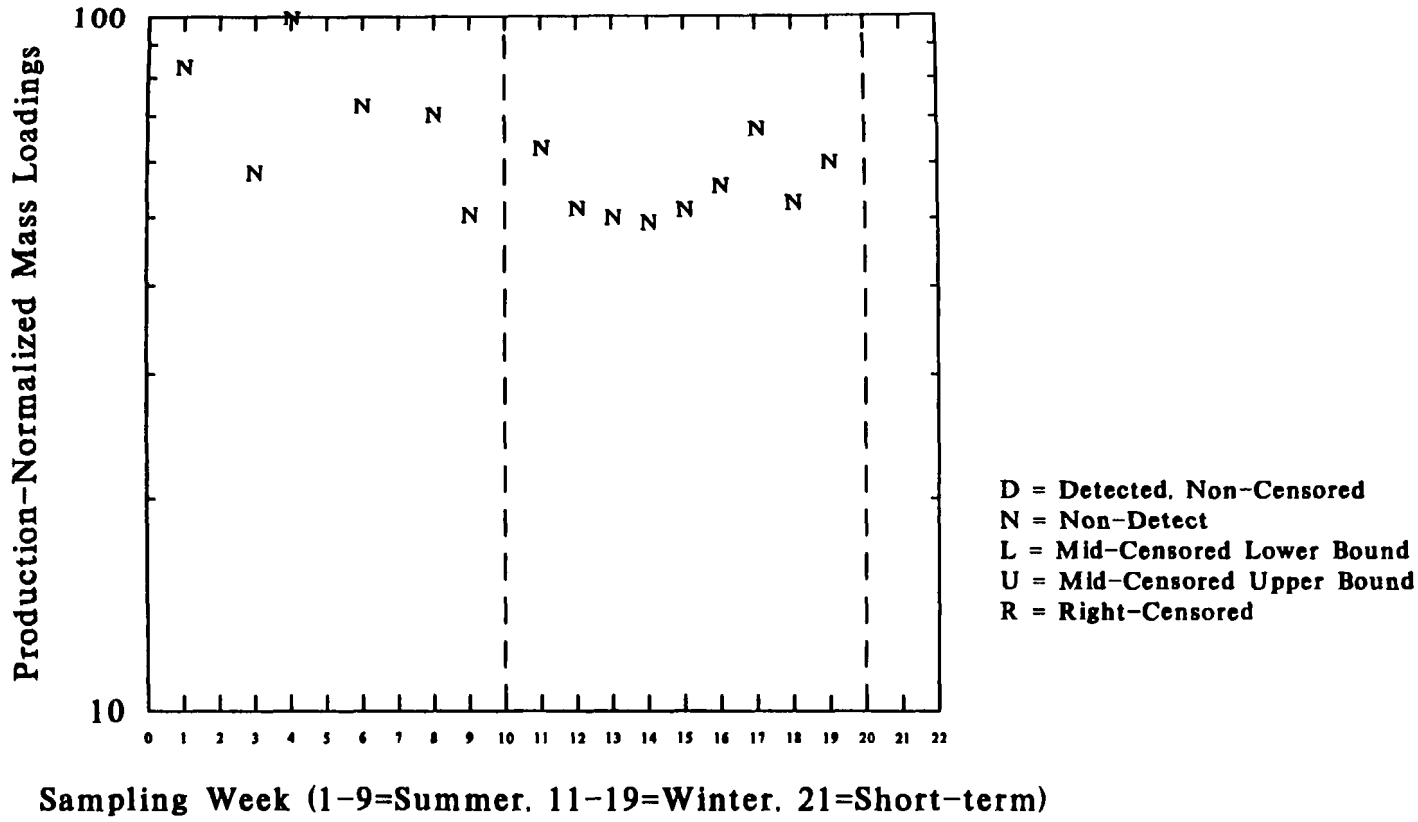

Figure M1-55. Time Plot for 3,4,6-Trichlorocatechol (MG/KKG)
Subcategory=BPK, Option=4, Stream=ACID

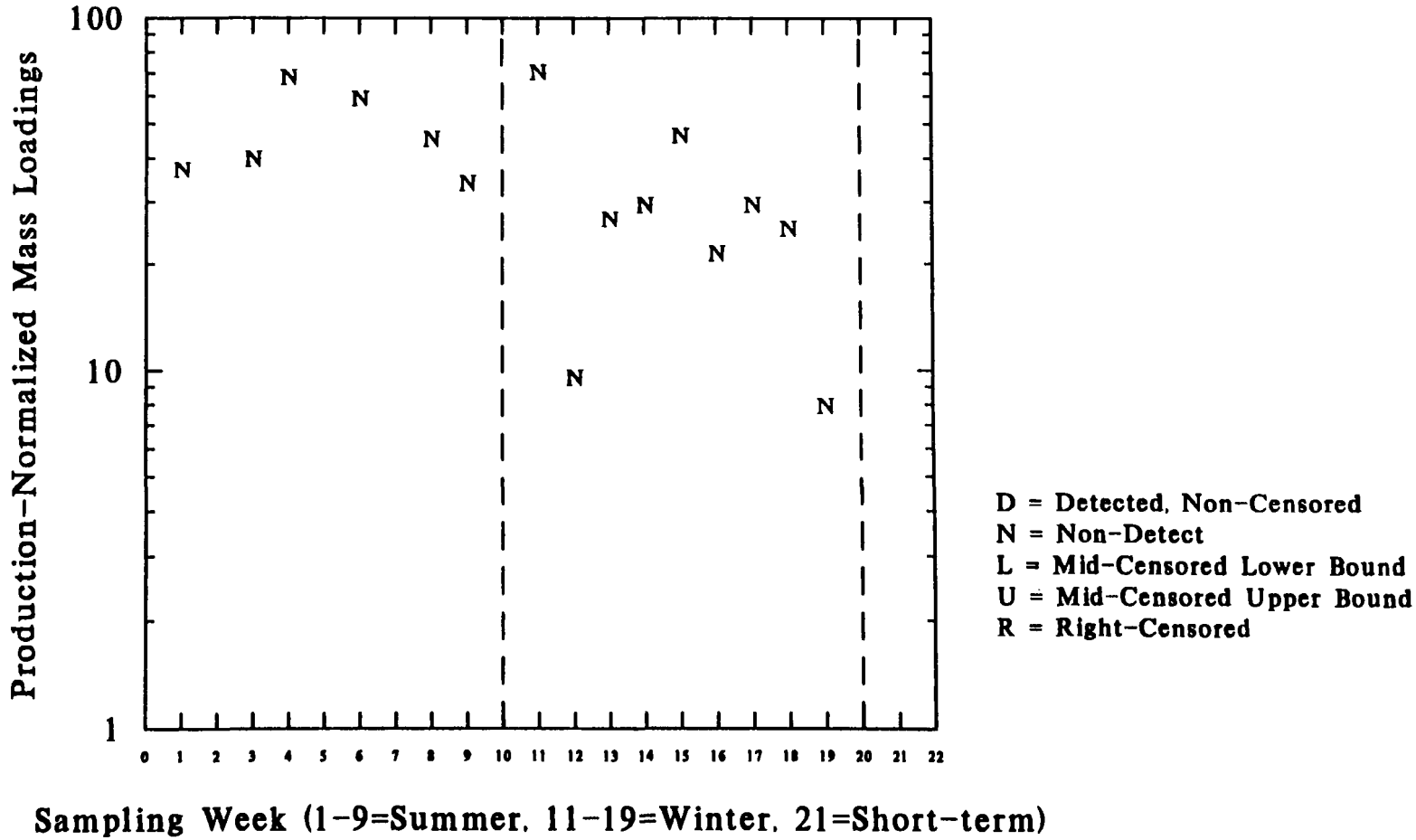

Figure M1-56. Time Plot for 3,4,6-Trichlorocatechol (MG/KKG)
Subcategory=BPK, Option=4, Stream=ALK

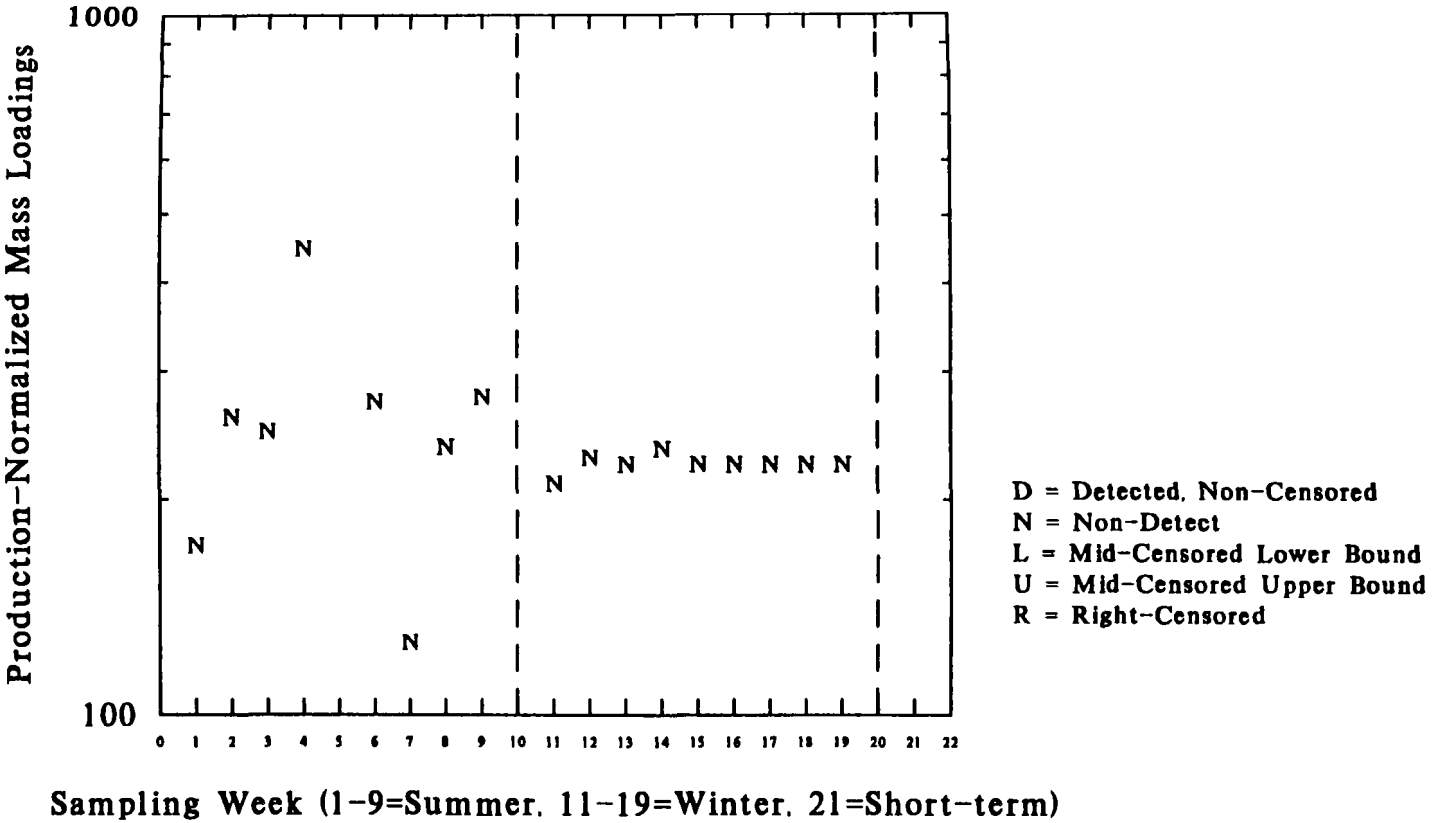

Figure M1-57. Time Plot for 3,4,6-Trichlorocatechol (MG/KKG)
Subcategory=BPK, Option=4, Stream=FE

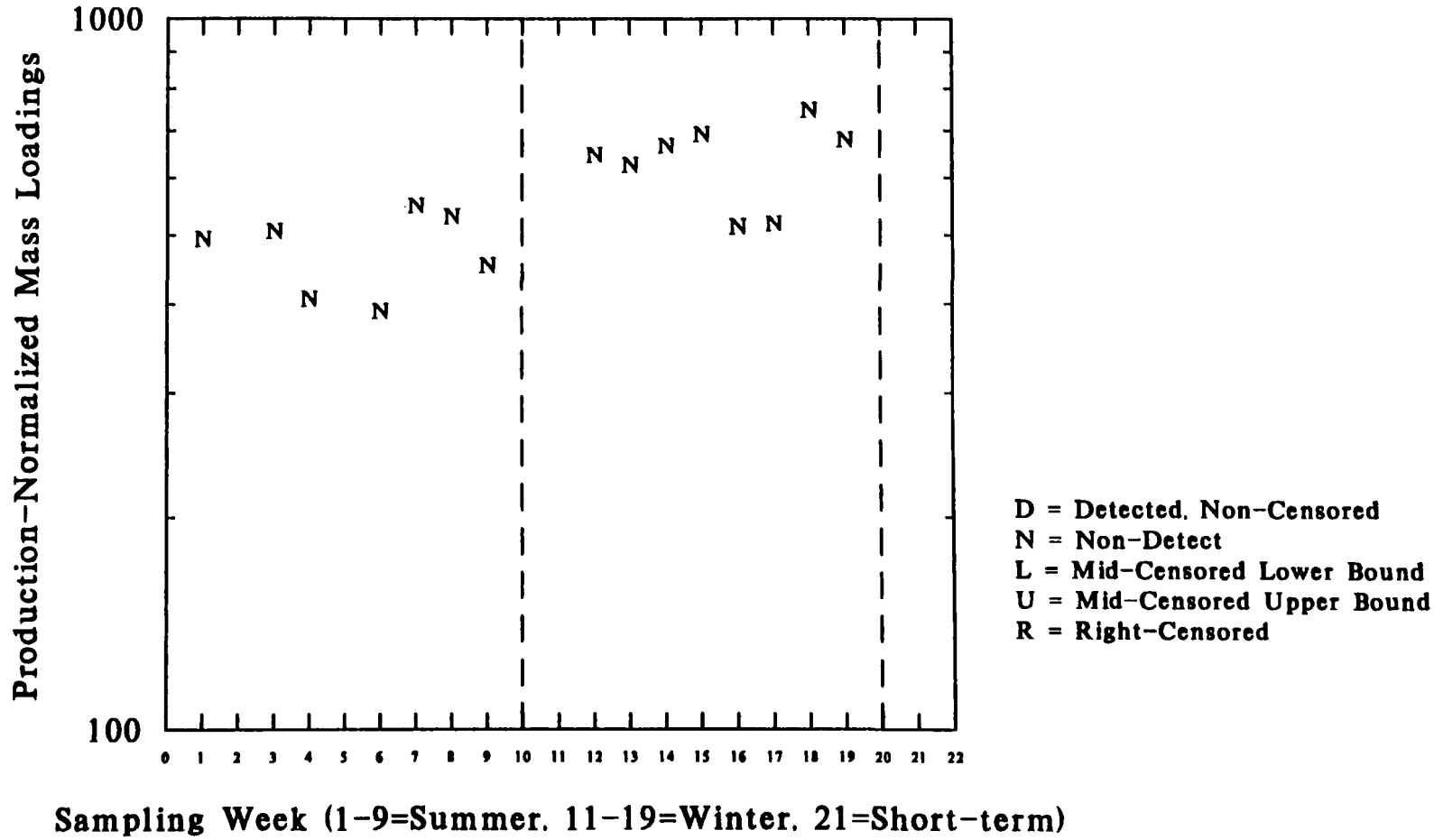

Figure M1-58. Time Plot for 3,4,6-Trichlorocatechol (MG/KKG)
Subcategory=DS, Option=1, Stream=ACID

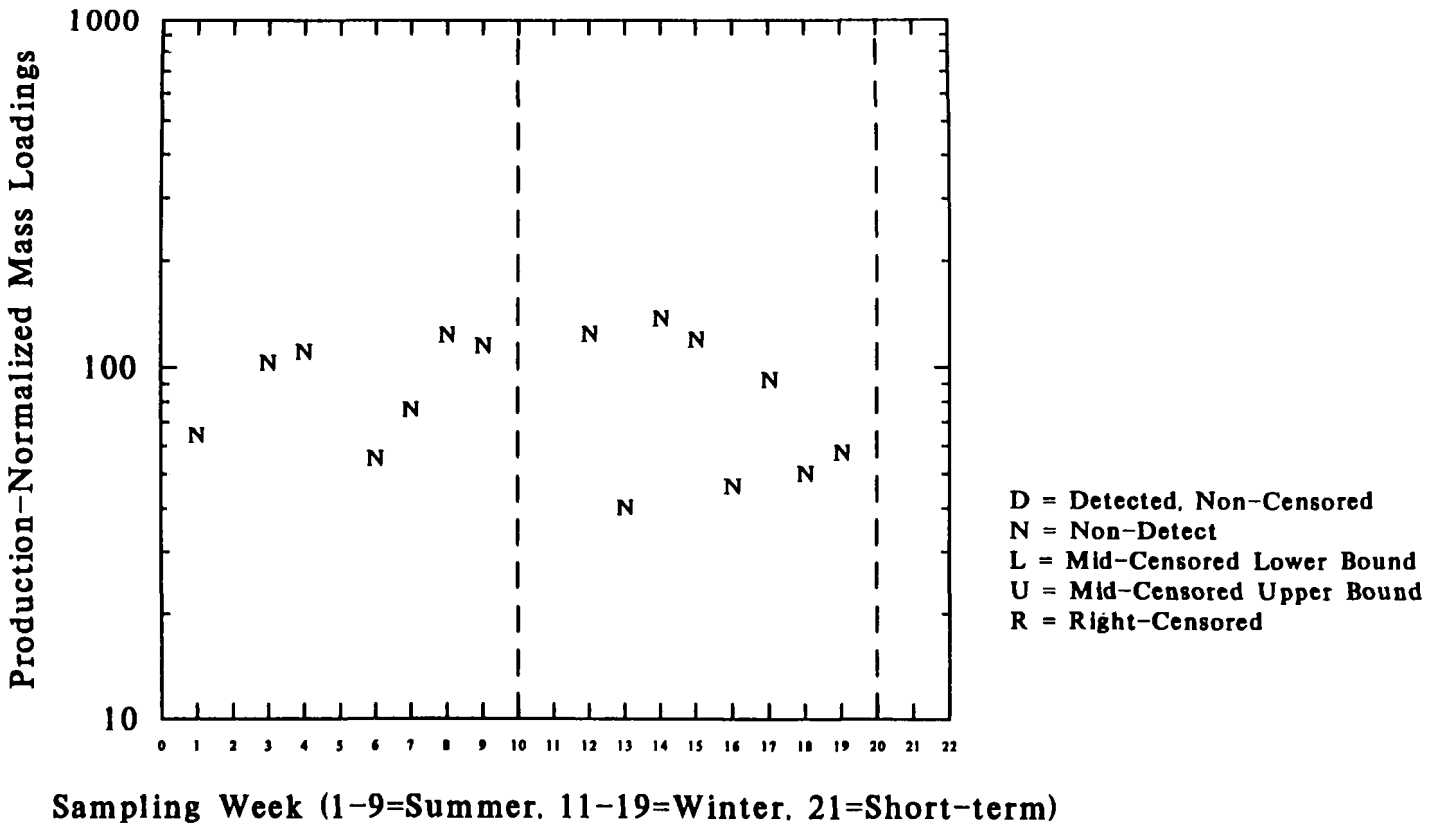

Figure M1-59. Time Plot for 3,4,6-Trichlorocatechol (MG/KKG)
Subcategory=DS, Option=1, Stream=ALK

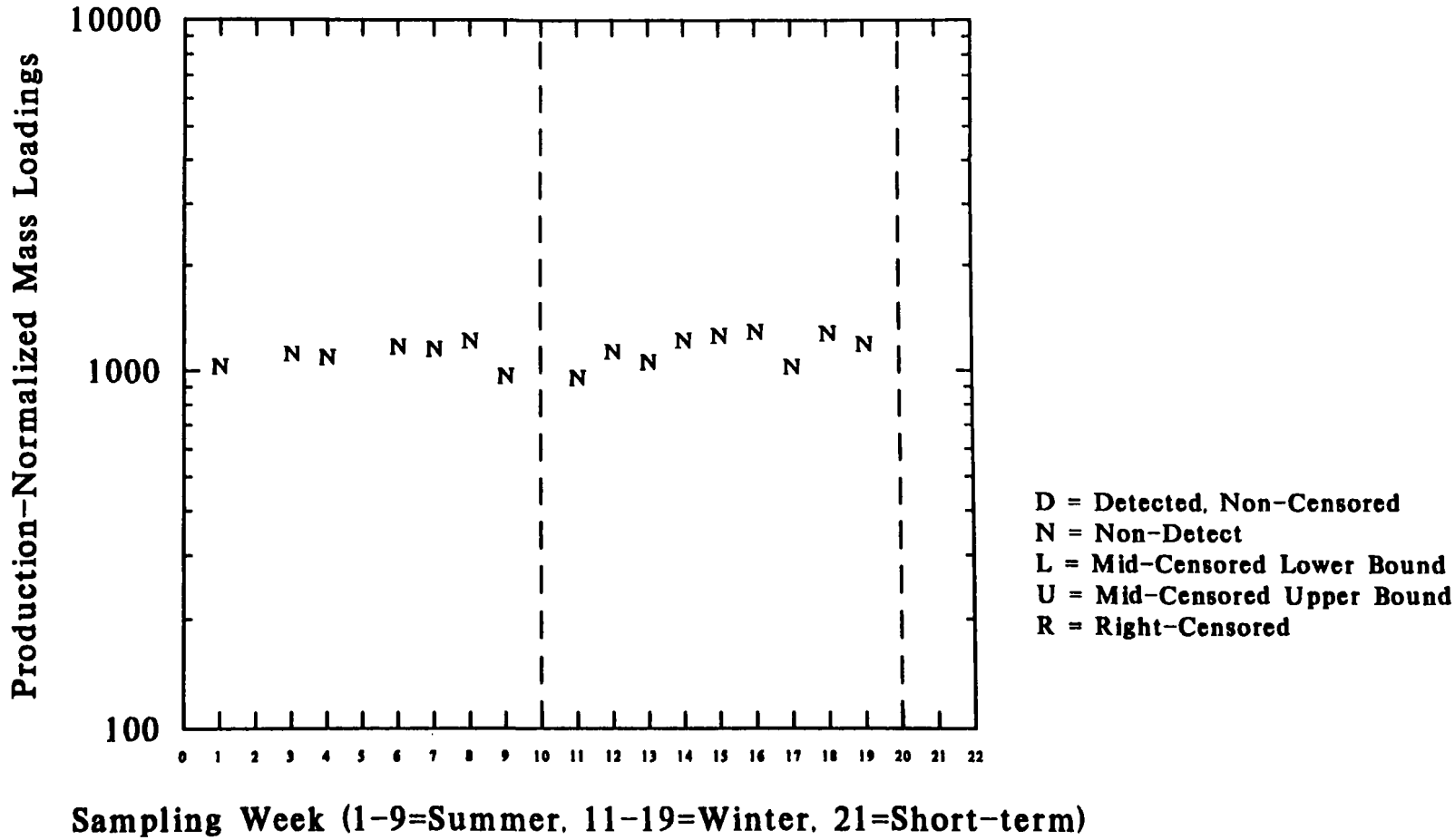

Figure M1-60. Time Plot for 3,4,6-Trichlorocatechol (MG/KKG)
Subcategory=DS, Option=1, Stream=FE

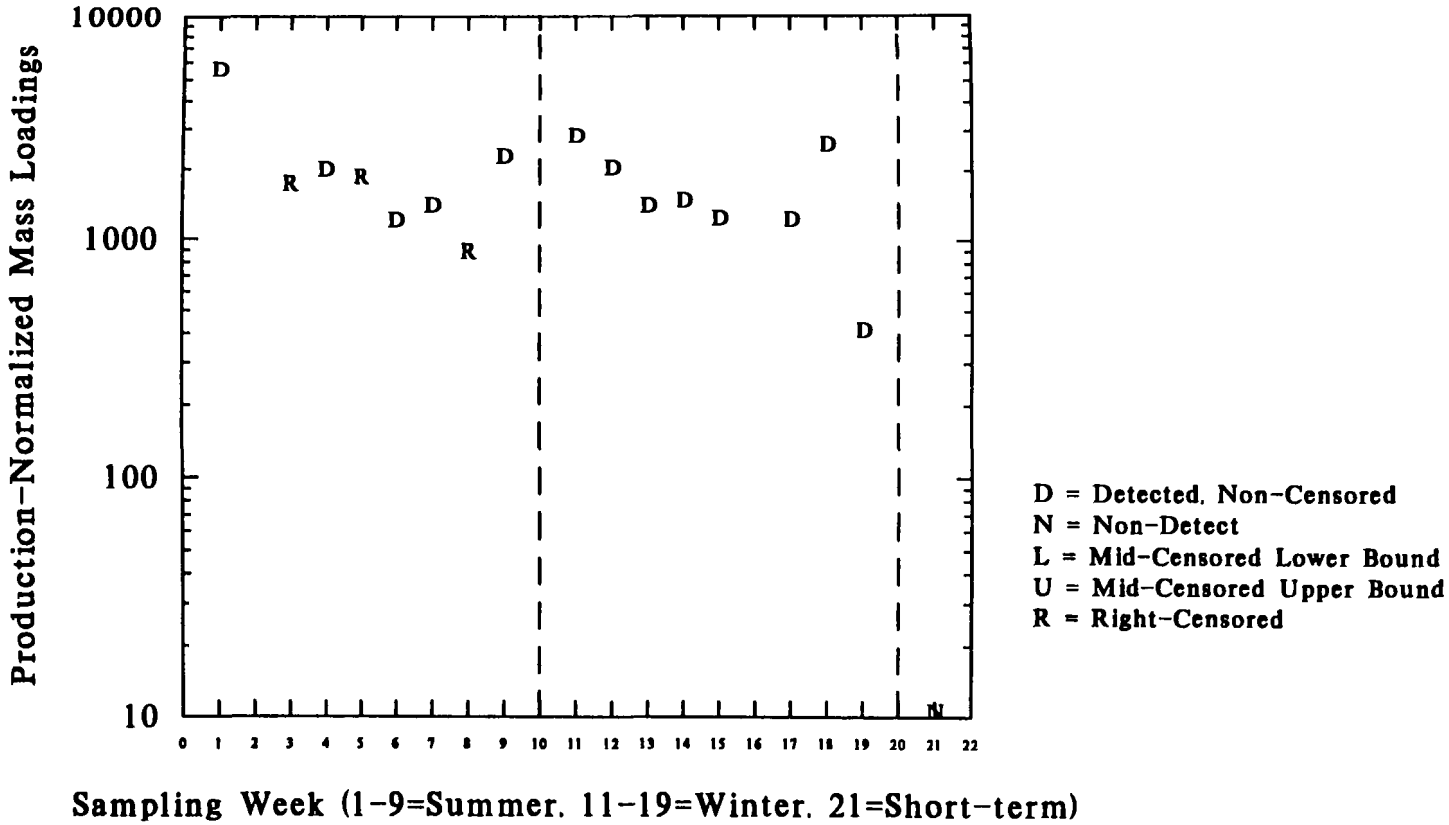

Figure M1-61. Time Plot for 3,4,5-Trichlorocatechol (MG/KKG)
Subcategory=BPK, Option=3, Stream=ACID

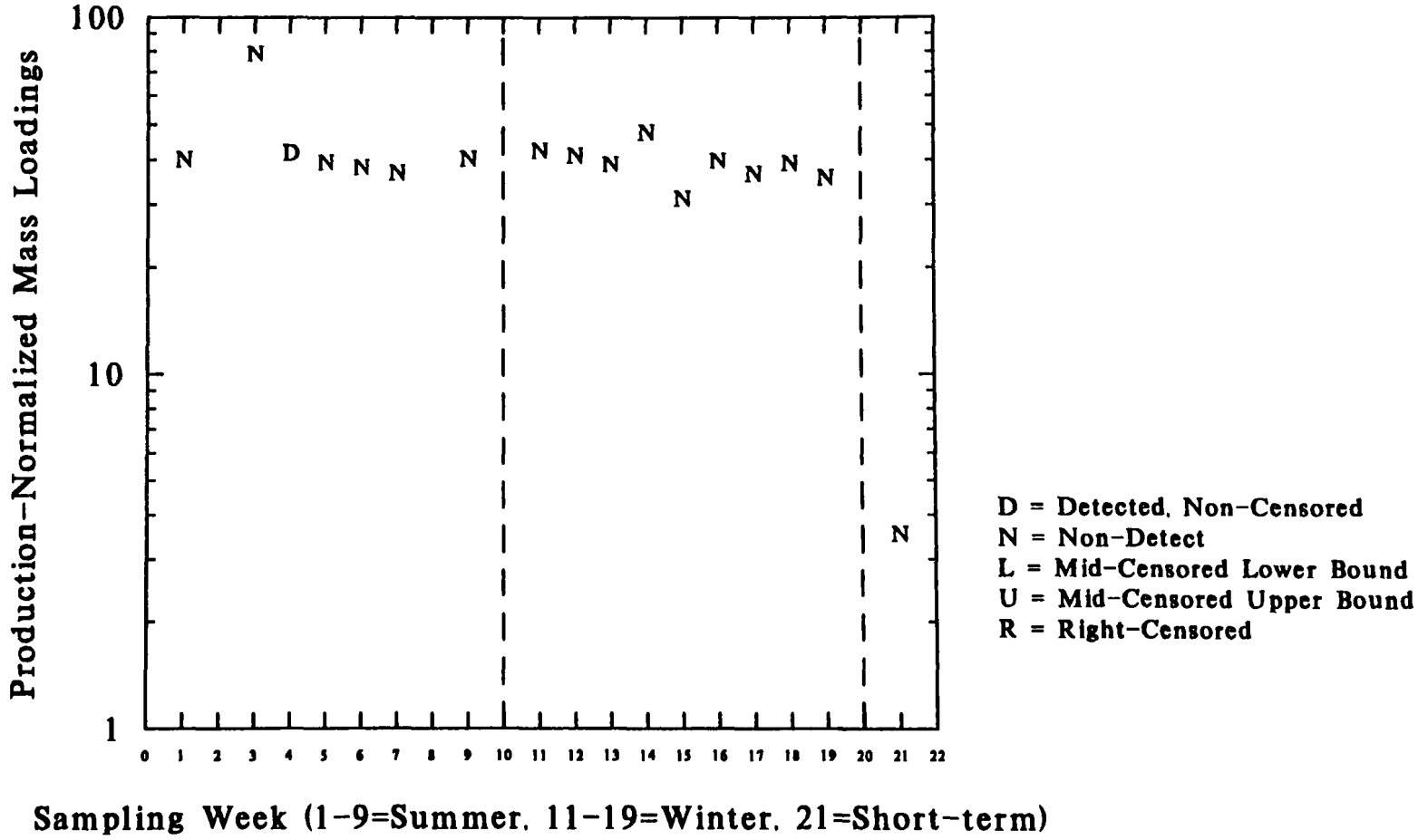

Figure M1-62. Time Plot for 3,4,5-Trichlorocatechol (MG/KKG)
Subcategory=BPK, Option=3, Stream=ALK

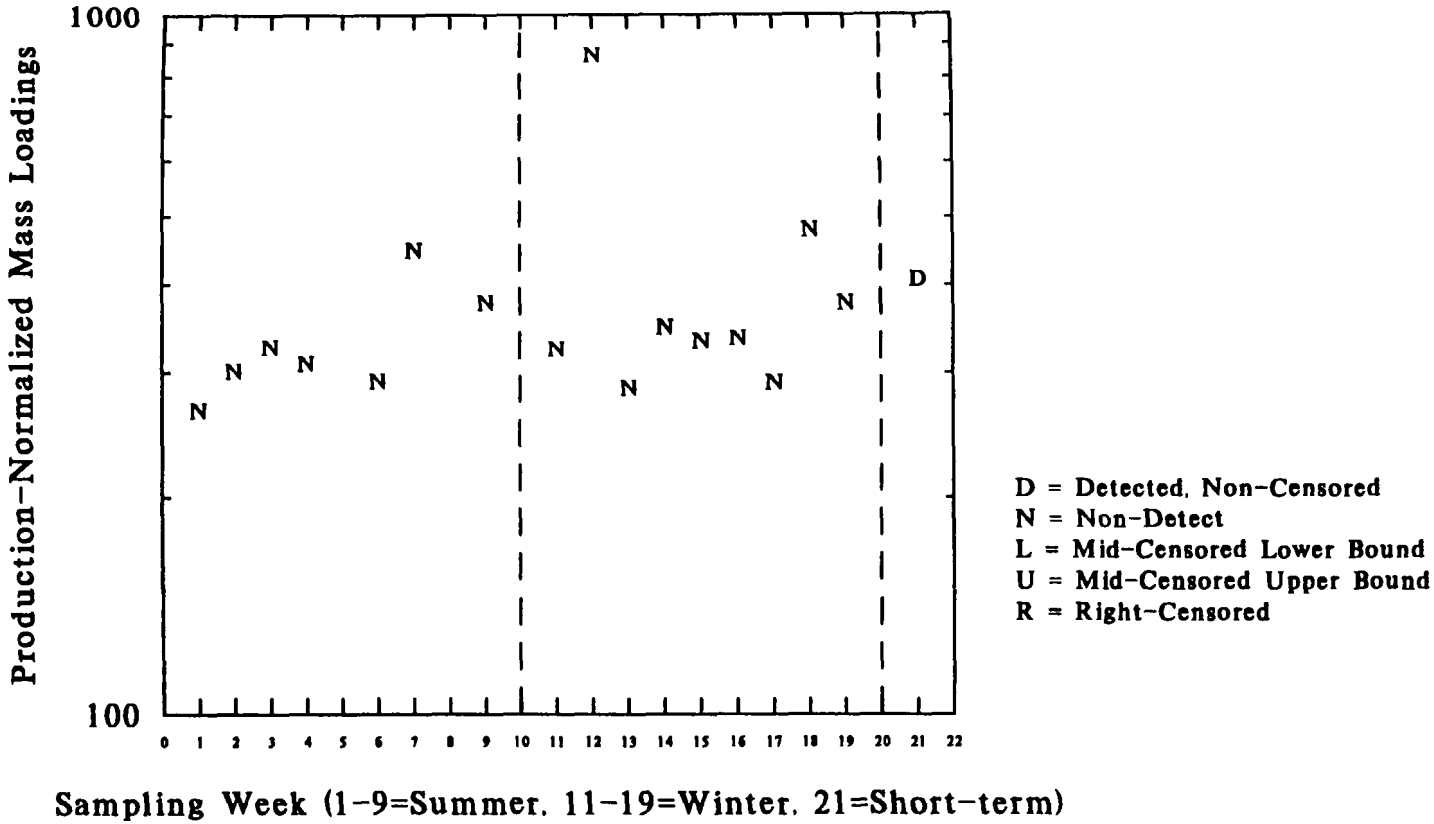

Figure M1-63. Time Plot for 3,4,5-Trichlorocatechol (MG/KKG)
Subcategory=BPK, Option=3, Stream=FE

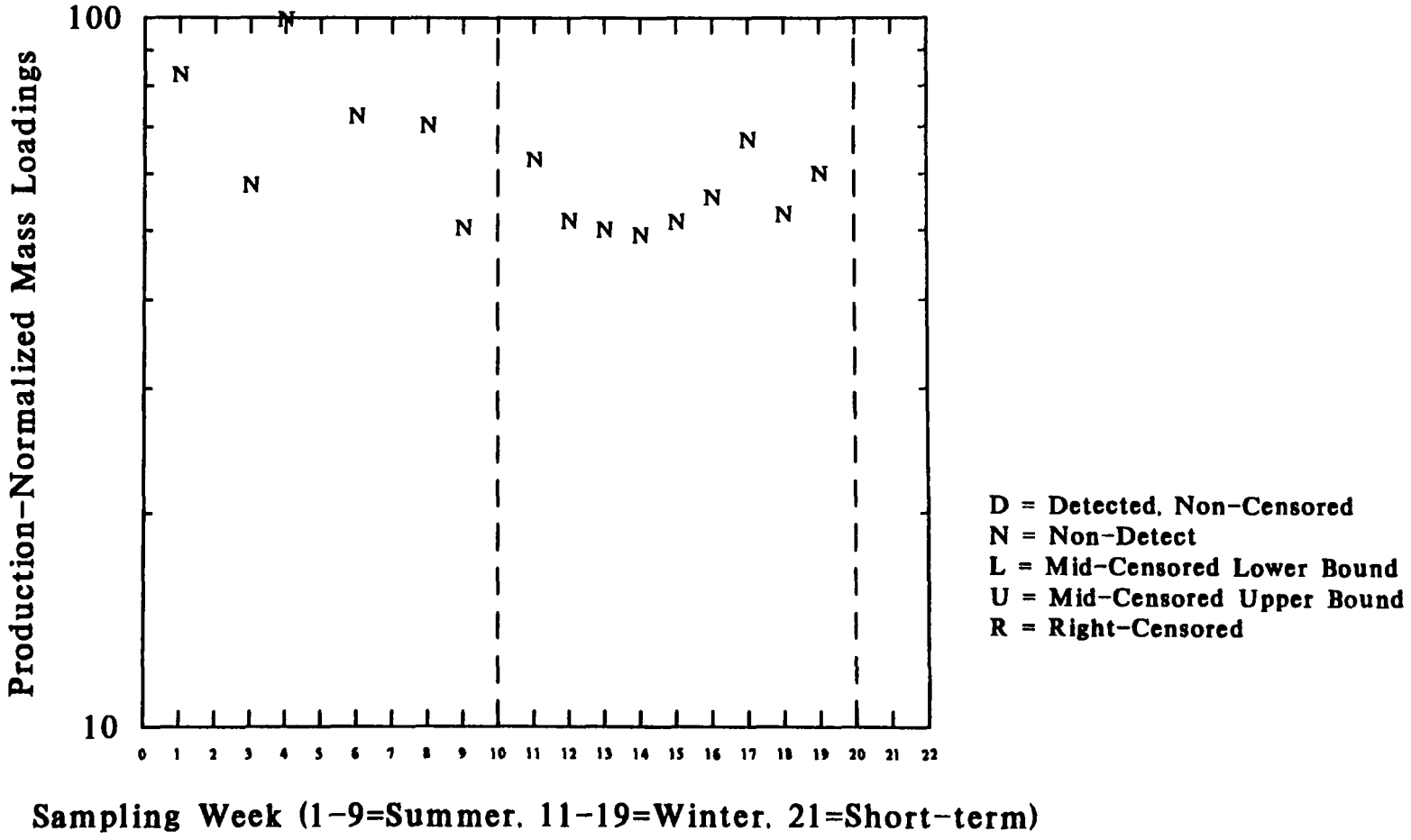

Figure M1-64. Time Plot for 3,4,5-Trichlorocatechol (MG/KKG)
Subcategory=BPK, Option=4, Stream=ACID

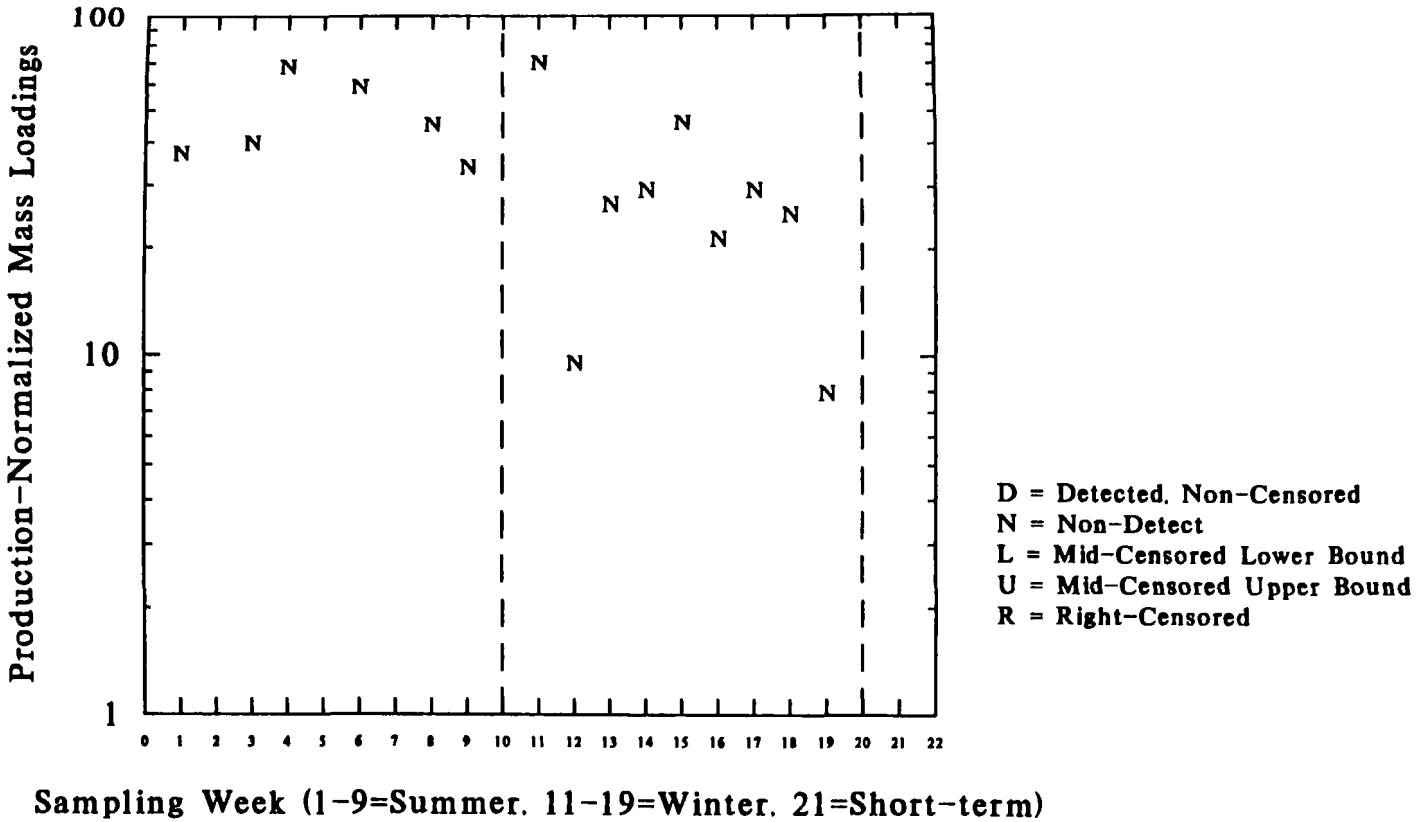

Figure M1-65. Time Plot for 3,4,5-Trichlorocatechol (MG/KKG)
Subcategory=BPK, Option=4, Stream=ALK

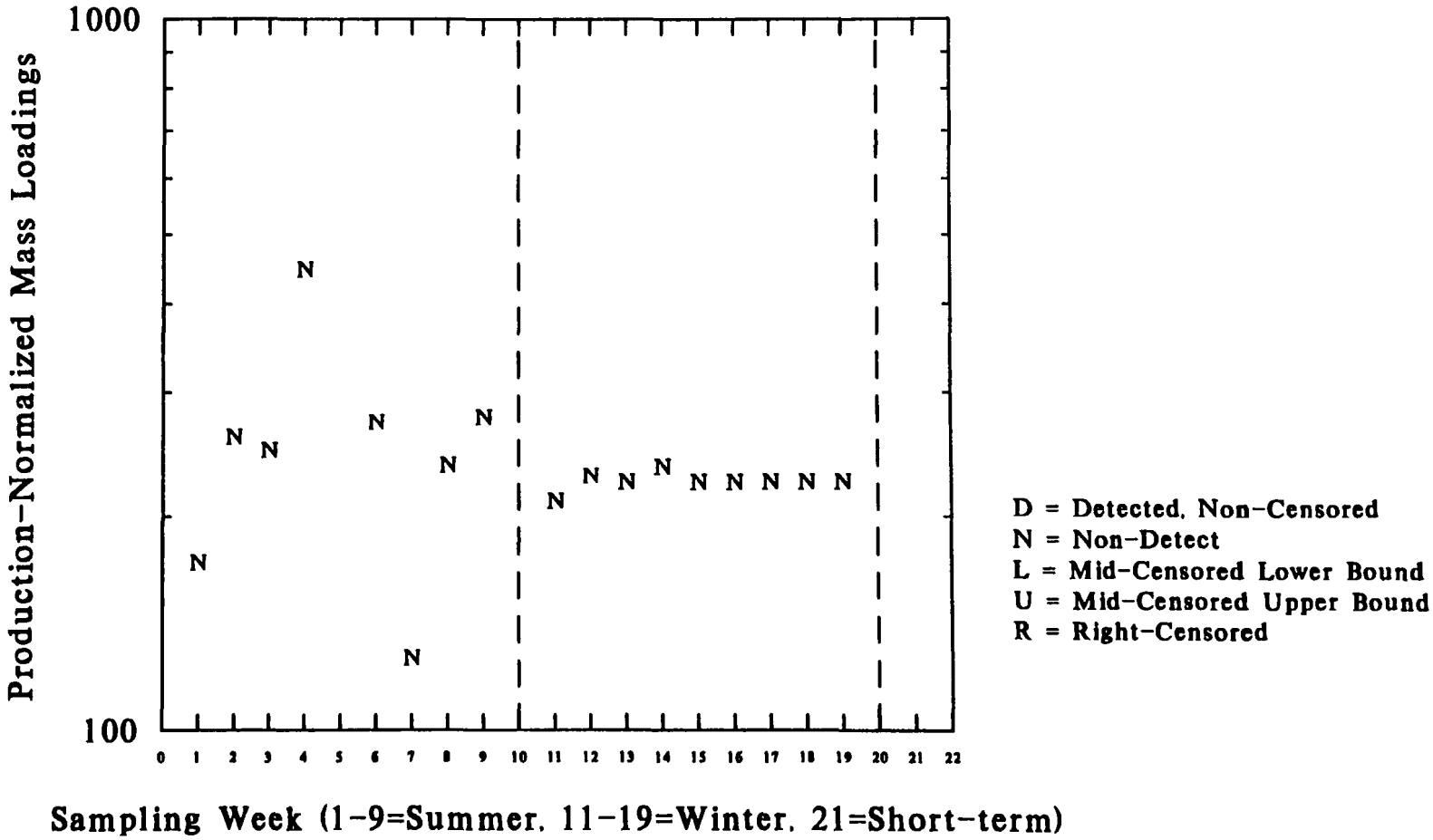

Figure M1-66. Time Plot for 3,4,5-Trichlorocatechol (MG/KKG)
Subcategory=BPK, Option=4, Stream=FE

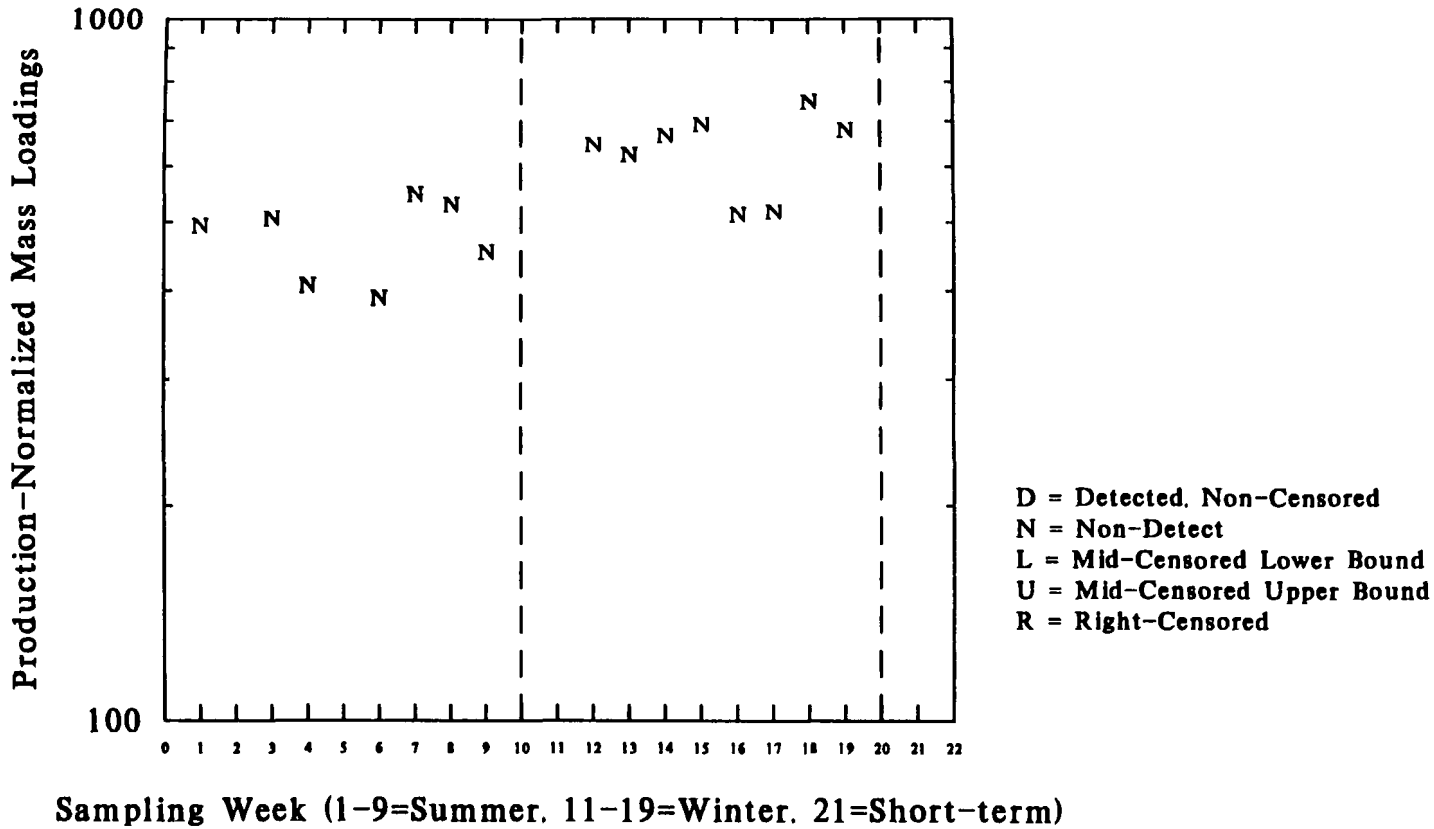

Figure M1-67. Time Plot for 3,4,5-Trichlorocatechol (MG/KKG)
Subcategory=DS, Option=1, Stream=ACID

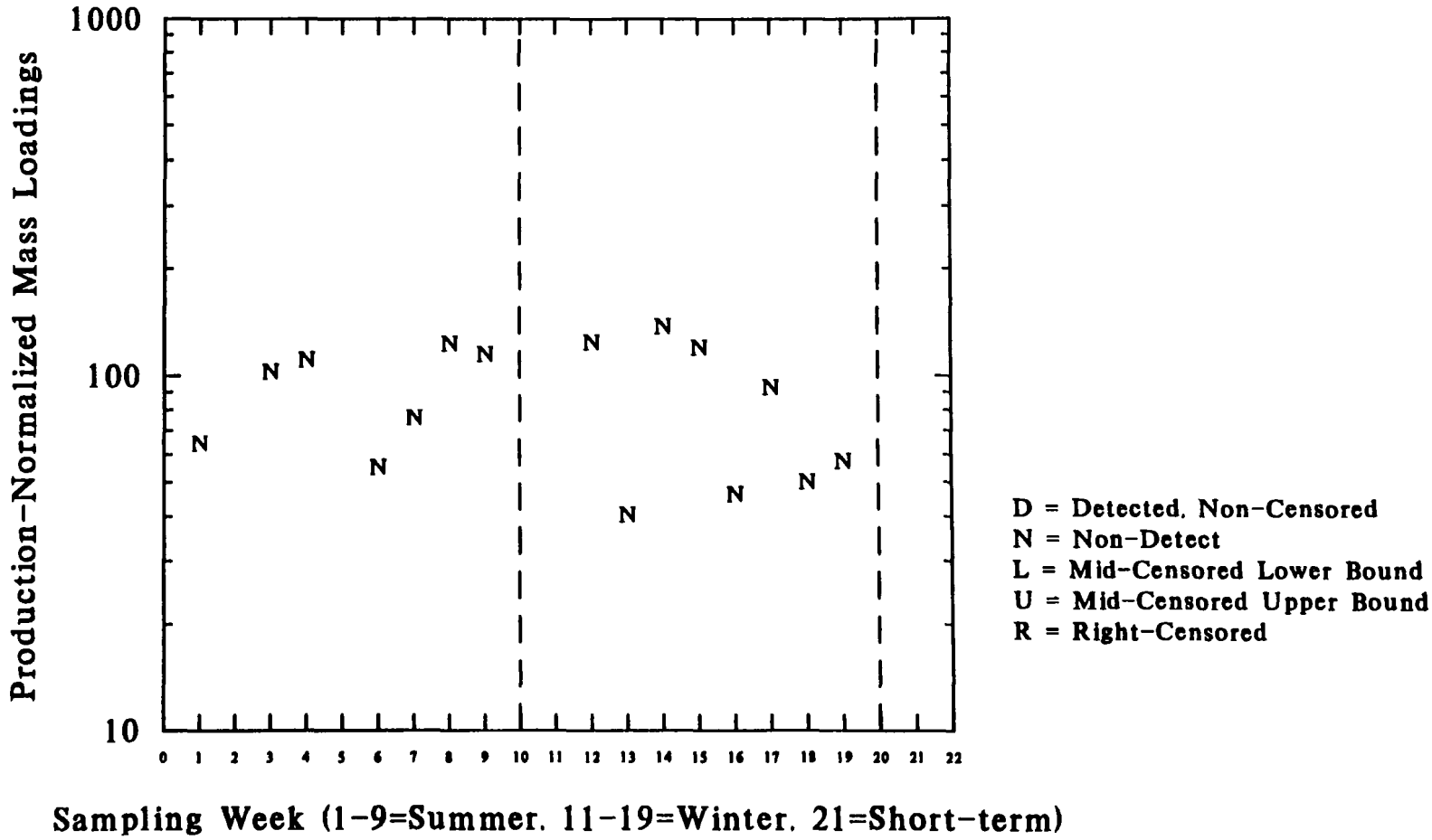

Figure M1-68. Time Plot for 3,4,5-Trichlorocatechol (MG/KKG)
Subcategory=DS, Option=1, Stream=ALK

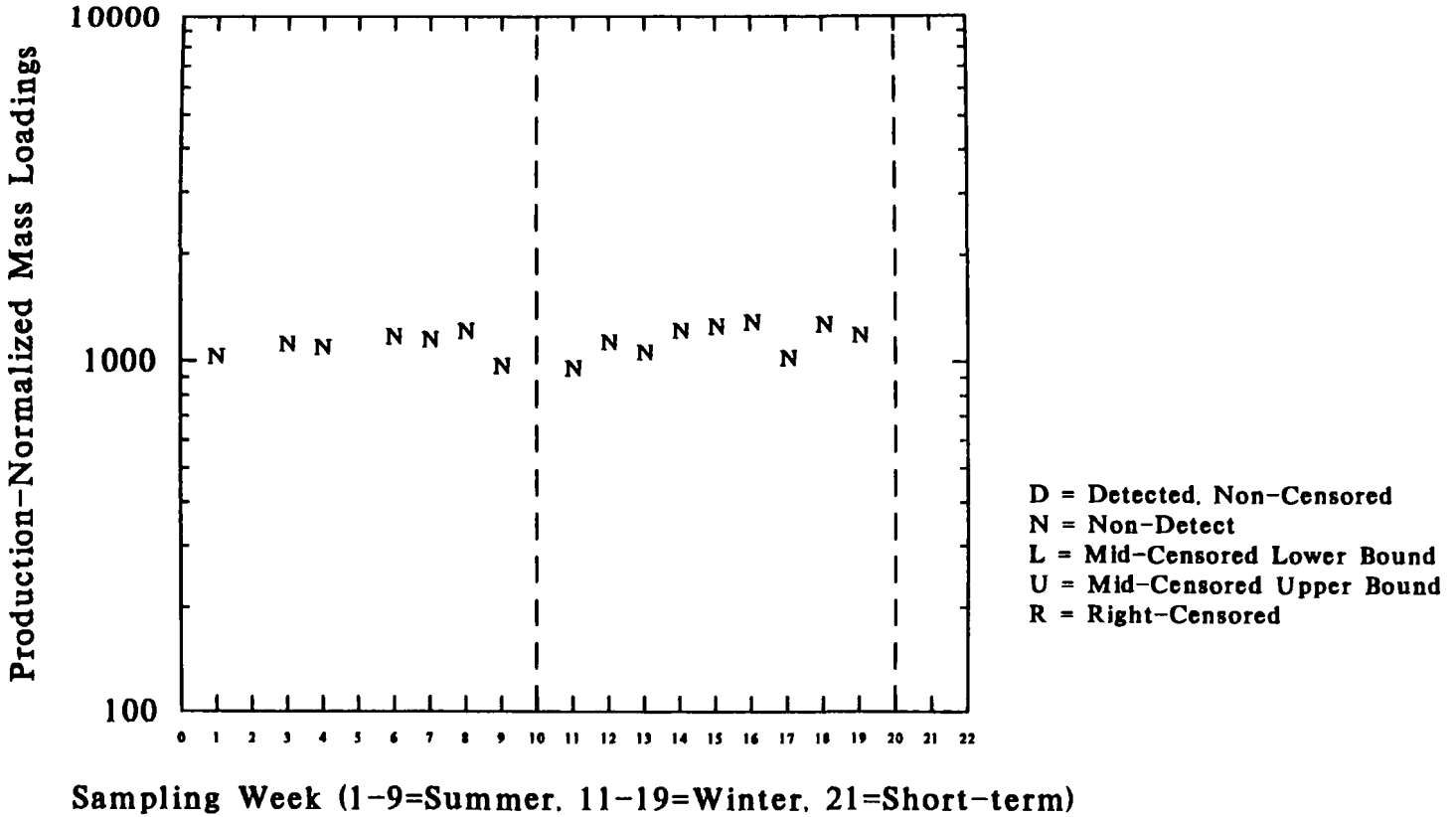

Figure M1-69. Time Plot for 3,4,5-Trichlorocatechol (MG/KKG)
Subcategory=DS, Option=1, Stream=FE

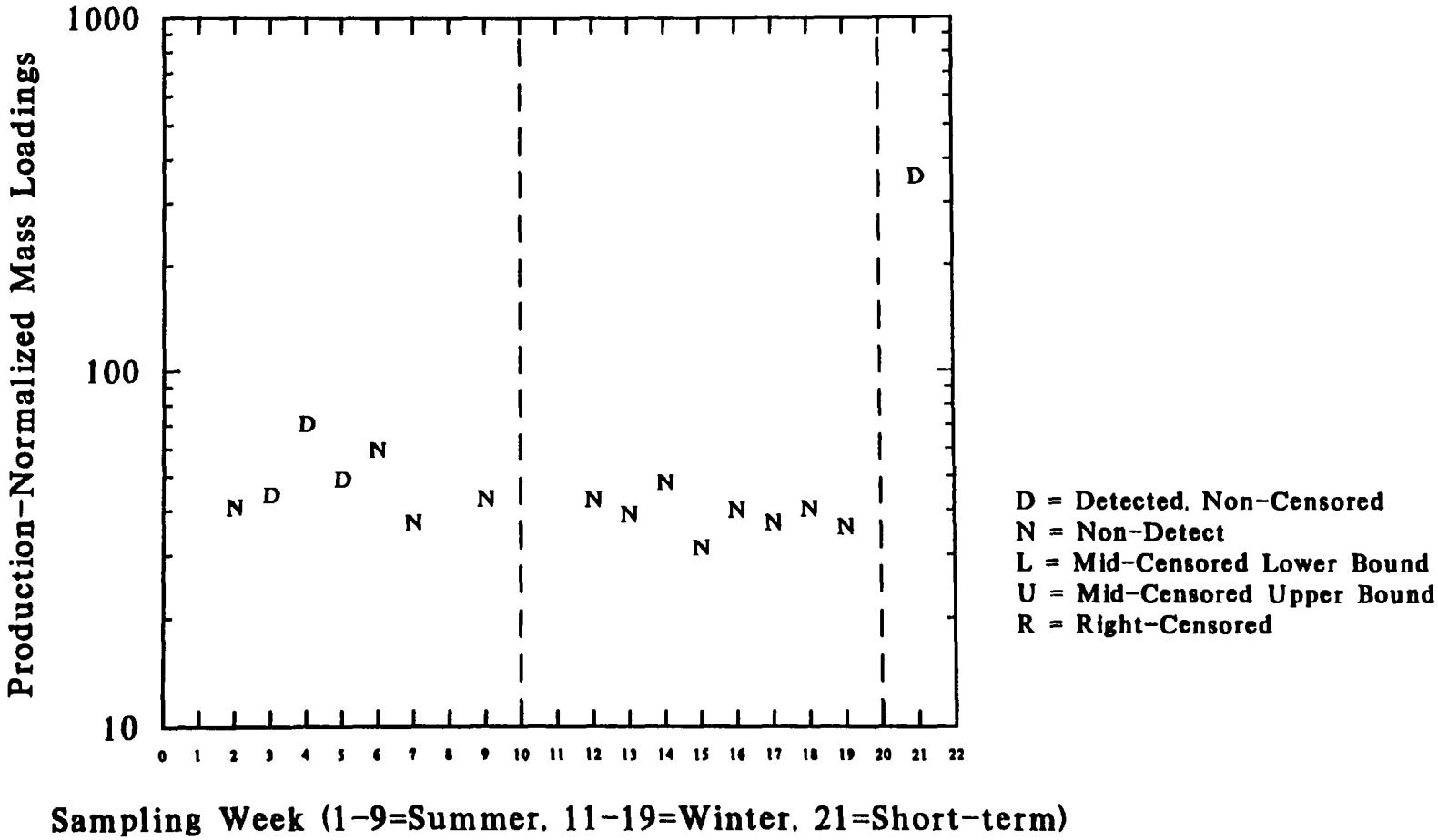

Figure M1-70. Time Plot for 3,4,5-Trichloroguaiacol (MG/KKG)
Subcategory=BPK, Option=3, Stream=ACID

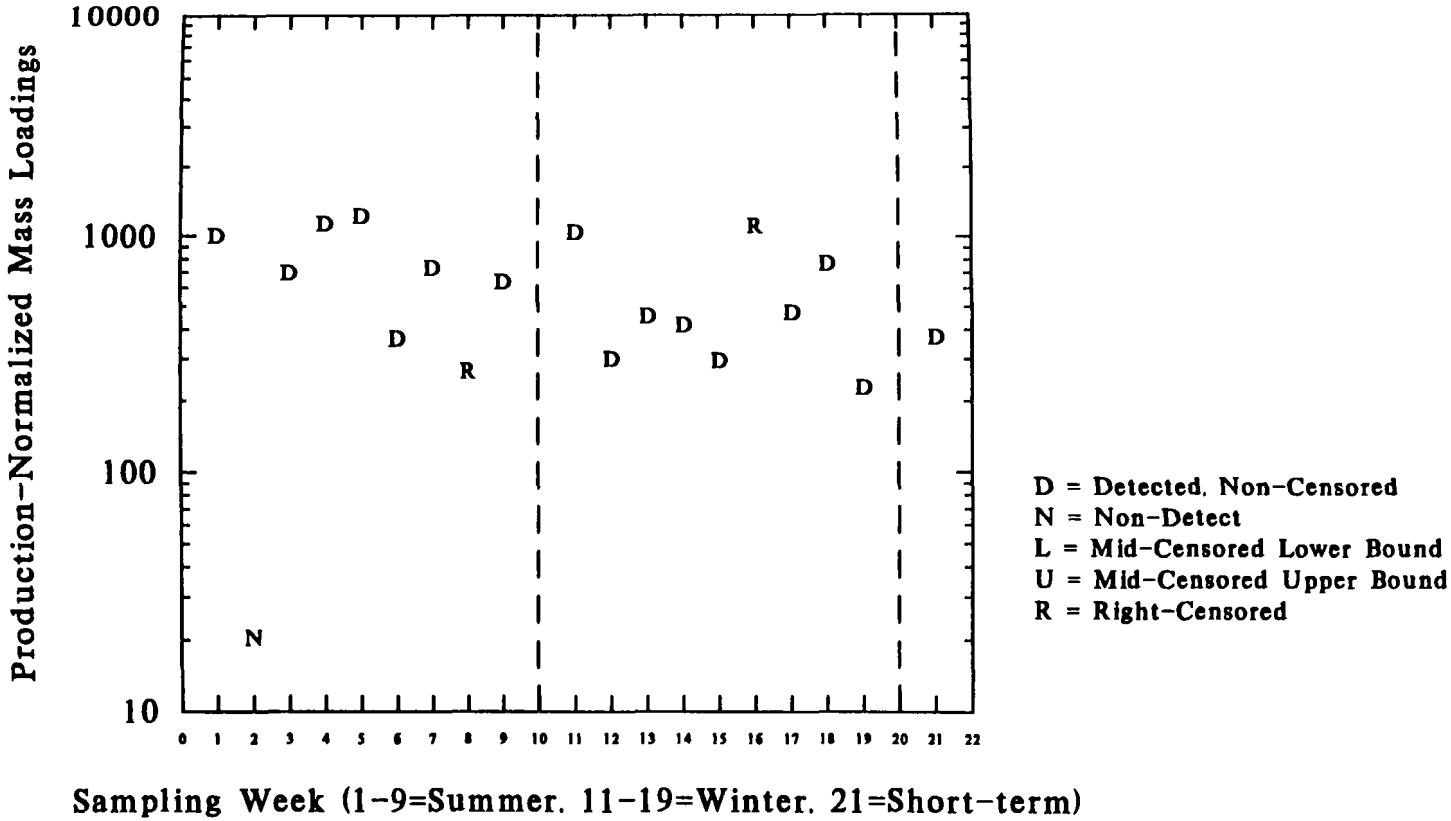

Figure M1-71. Time Plot for 3,4,5-Trichloroguaiacol (MG/KKG)
Subcategory=BPK, Option=3, Stream=ALK

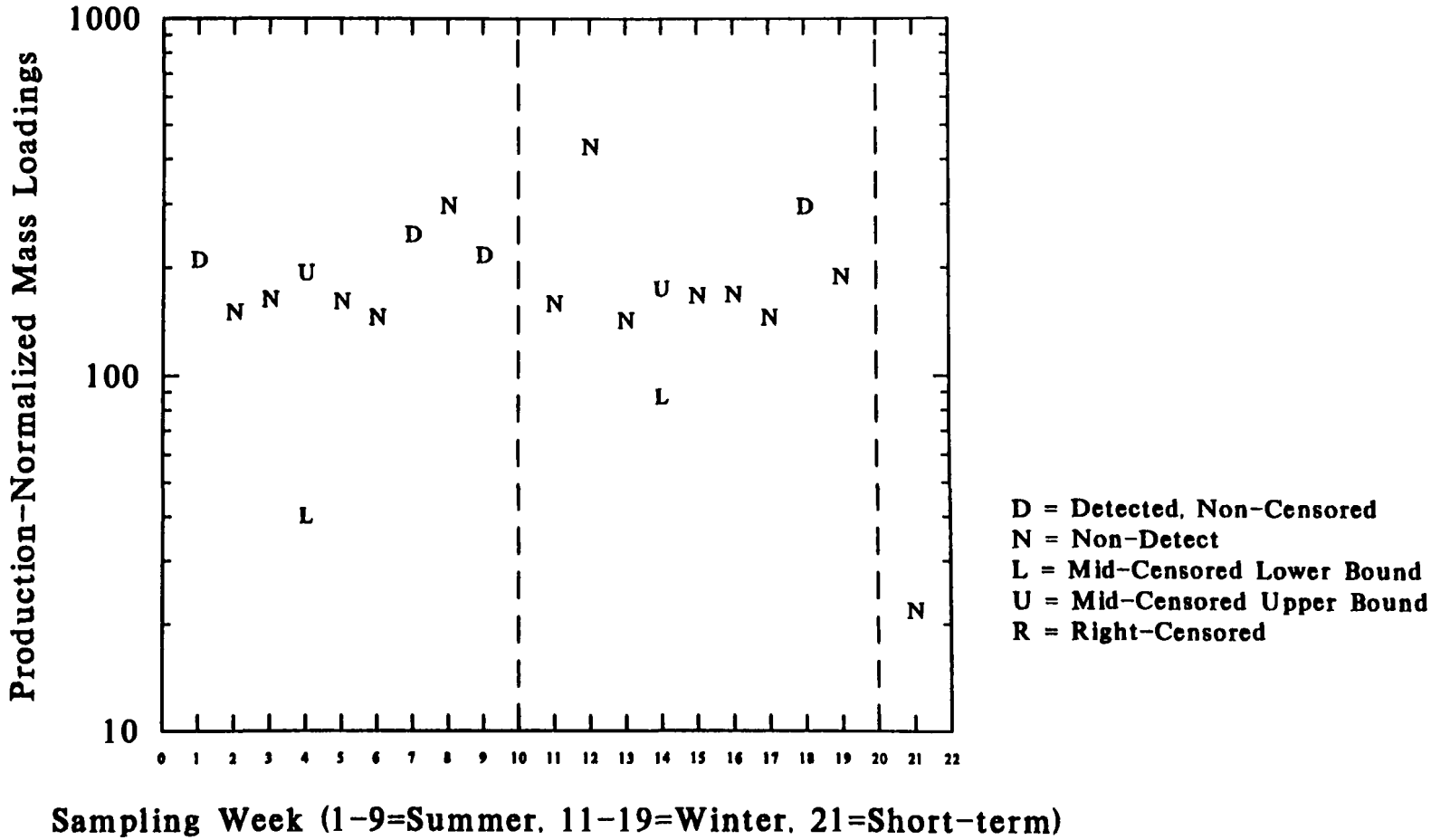

Figure M1-72. Time Plot for 3,4,5-Trichloroguaiacol (MG/KKG)
Subcategory=BPK, Option=3, Stream=FE

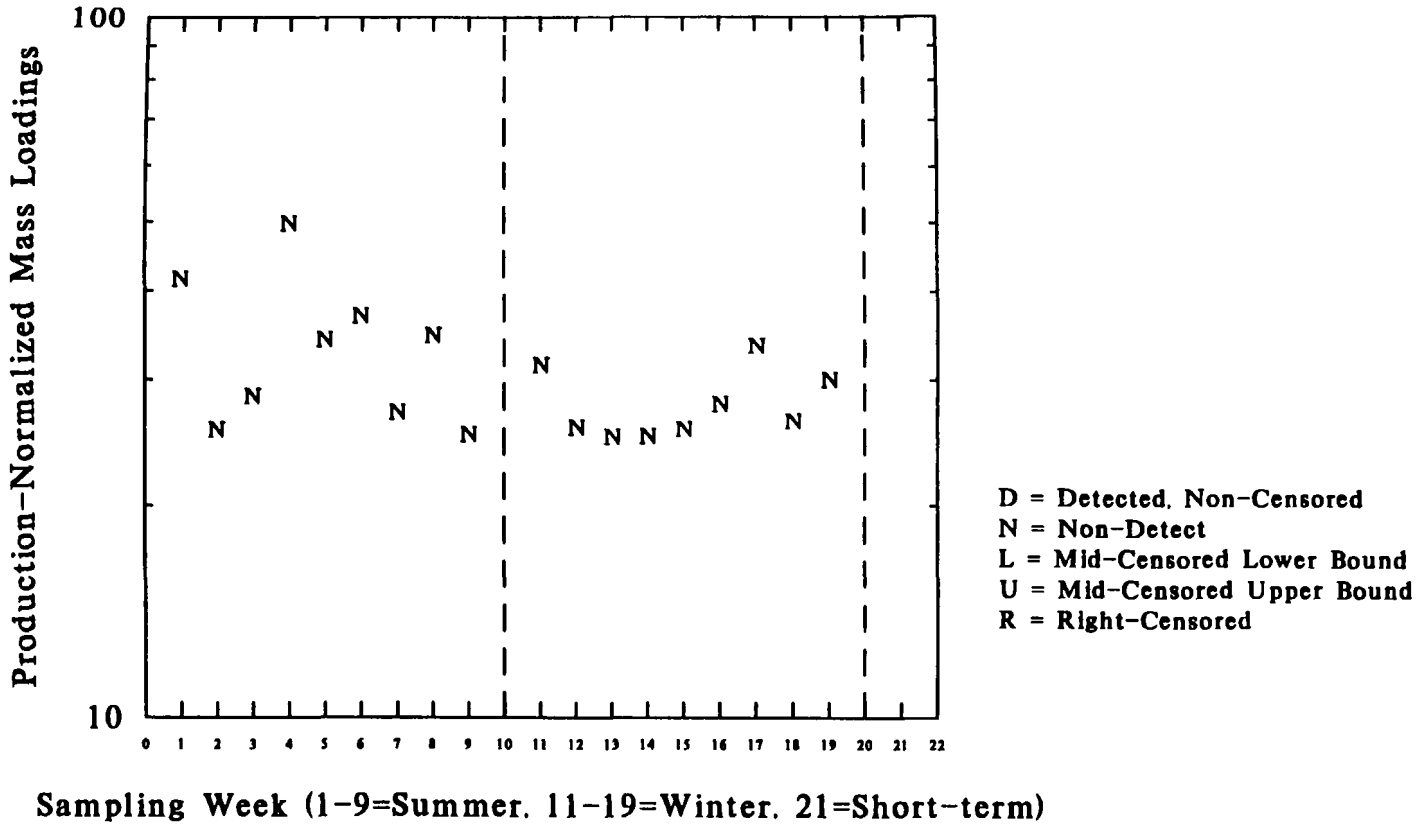

Figure M1-73. Time Plot for 3,4,5-Trichloroguaiacol (MG/KKG)
Subcategory=BPK, Option=4, Stream=ACID

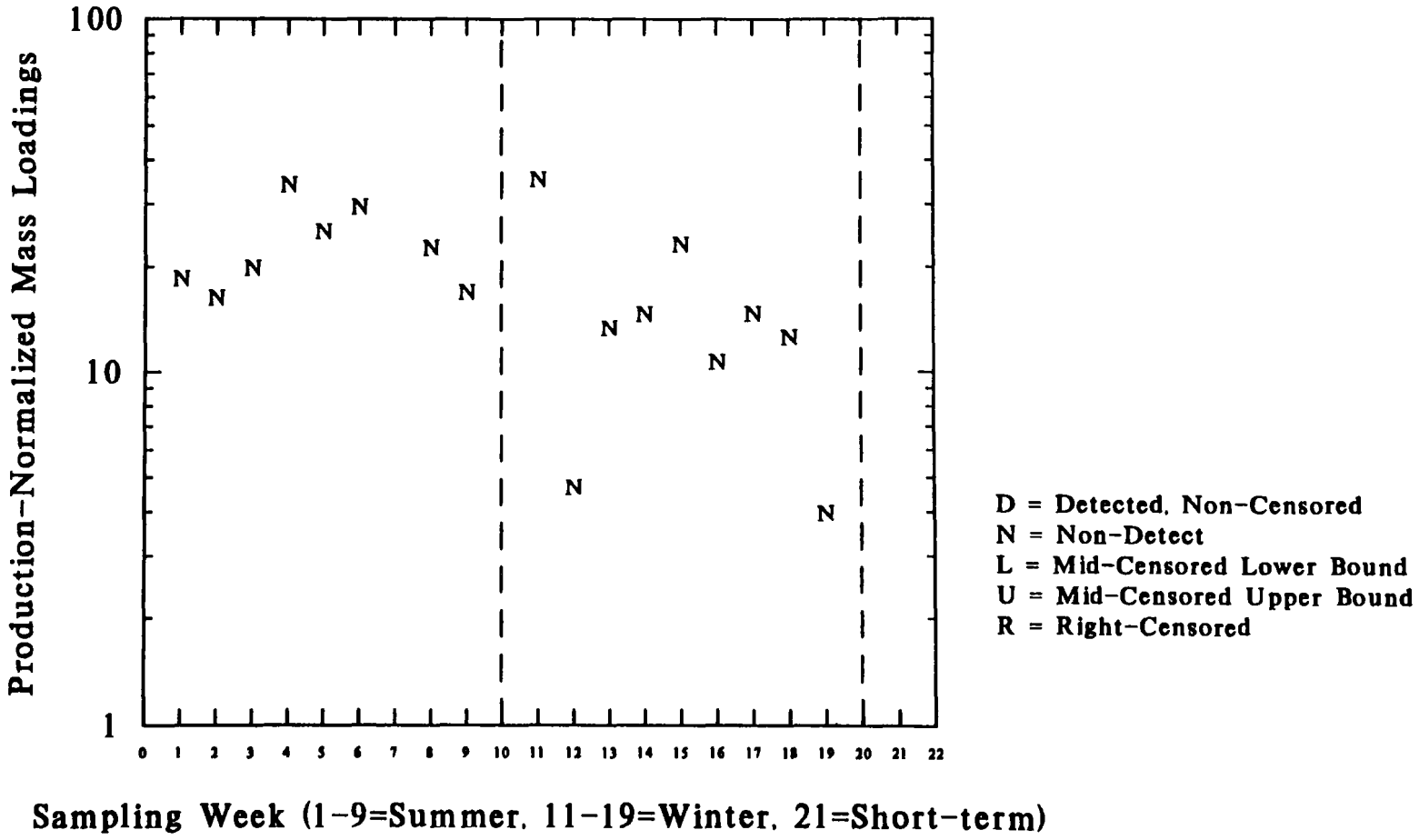

Figure M1-74. Time Plot for 3,4,5-Trichloroguaiacol (MG/KKG)
Subcategory=BPK, Option=4, Stream=ALK

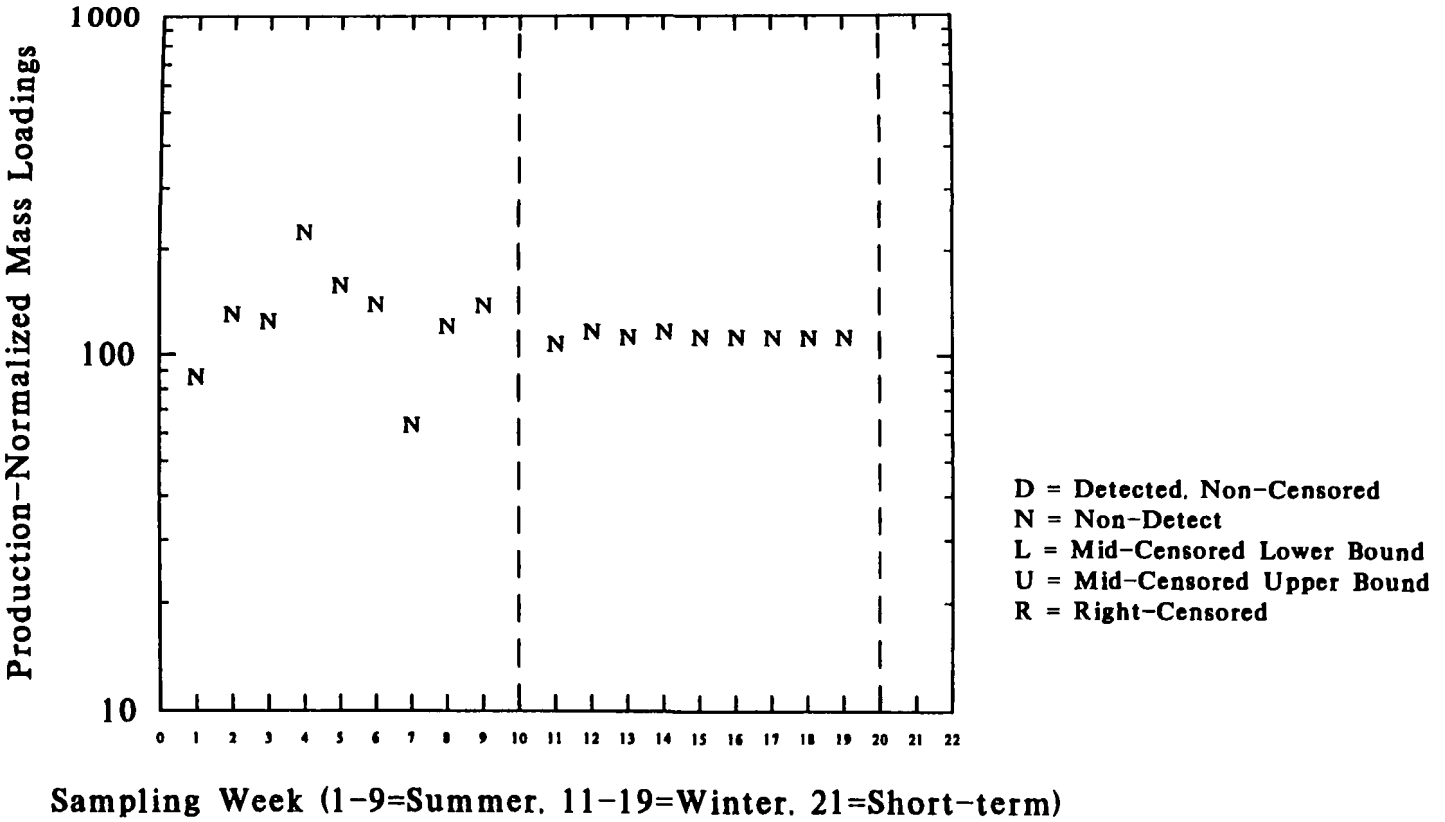

Figure M1-75. Time Plot for 3,4,5-Trichloroguaiacol (MG/KKG)
Subcategory=BPK, Option=4, Stream=FE

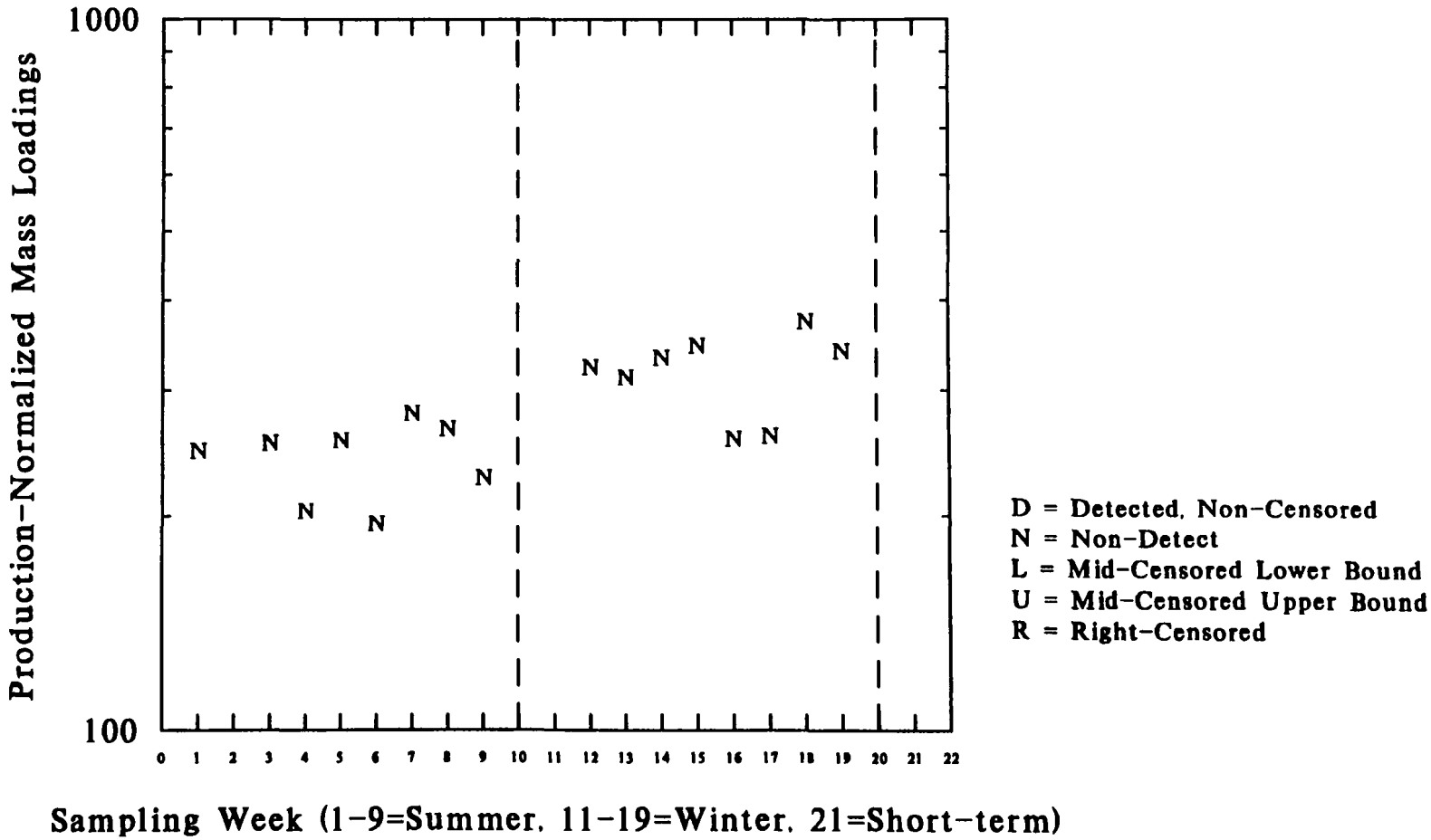

Figure M1-76. Time Plot for 3,4,5-Trichloroguaiacol (MG/KKG)
Subcategory=DS, Option=1, Stream=ACID

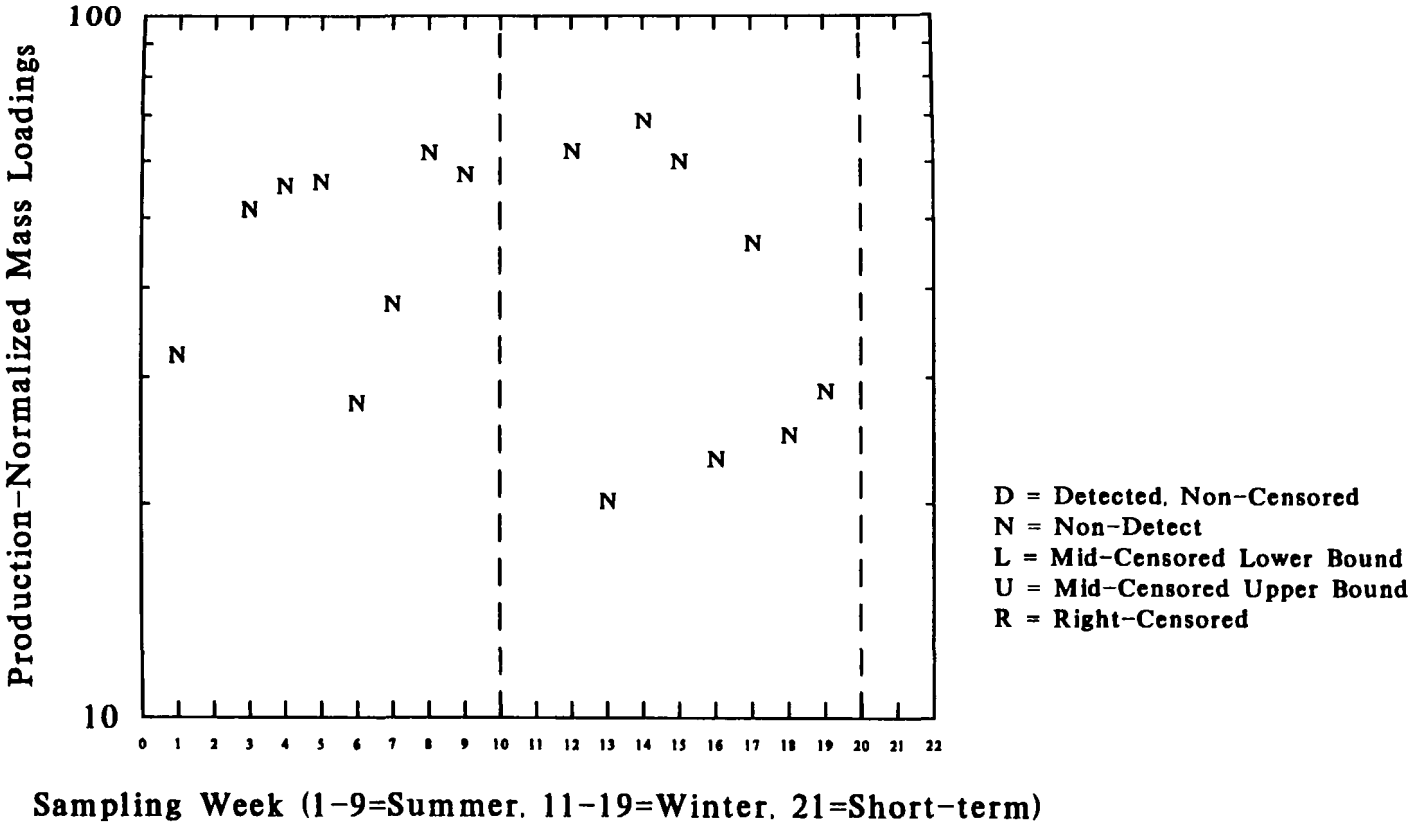

Figure M1-77. Time Plot for 3,4,5-Trichloroguaiacol (MG/KKG)
Subcategory=DS, Option=1, Stream=ALK

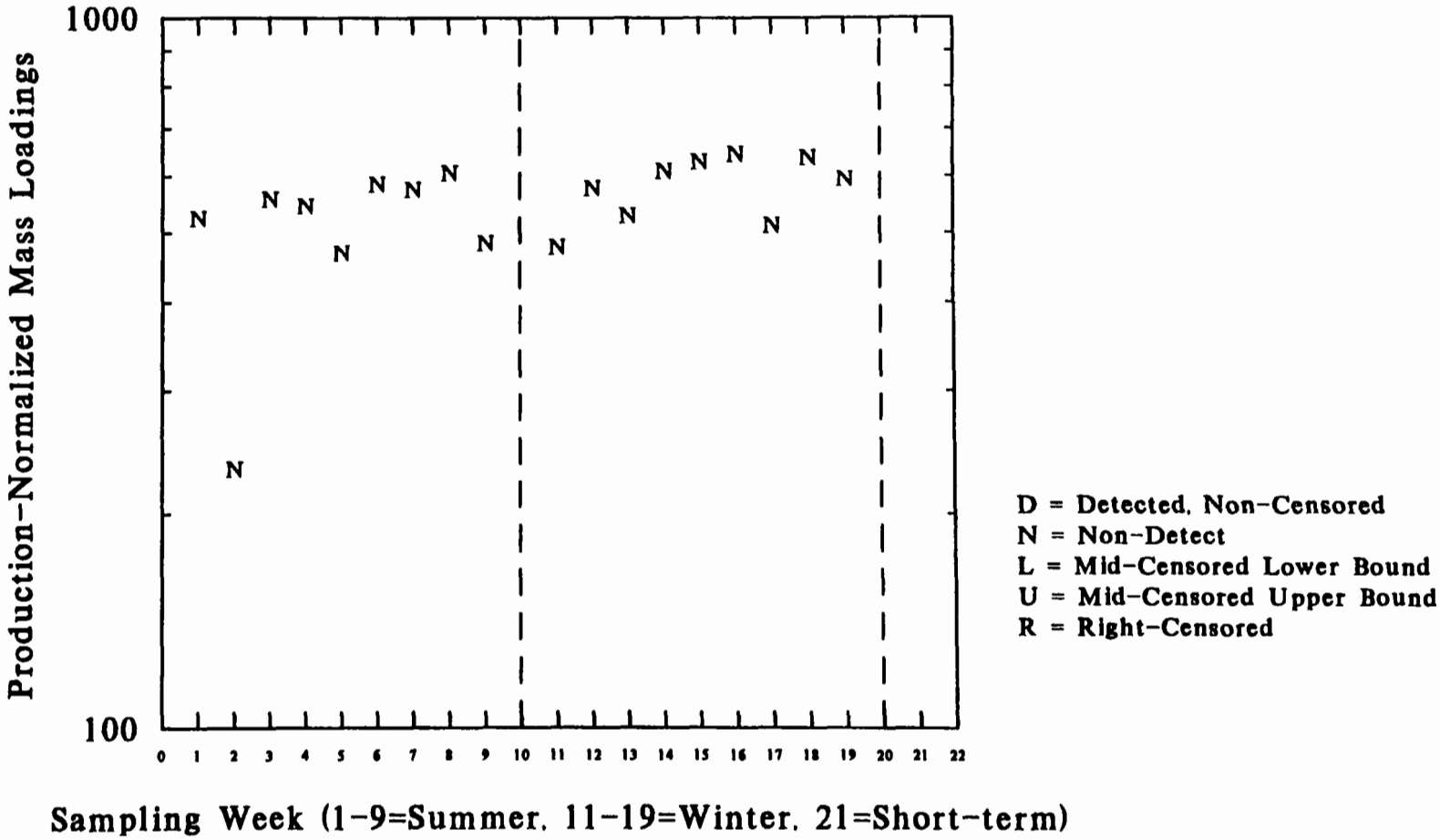

Figure M1-78. Time Plot for 3,4,5-Trichloroguaiacol (MG/KKG)
Subcategory=DS, Option=1, Stream=FE

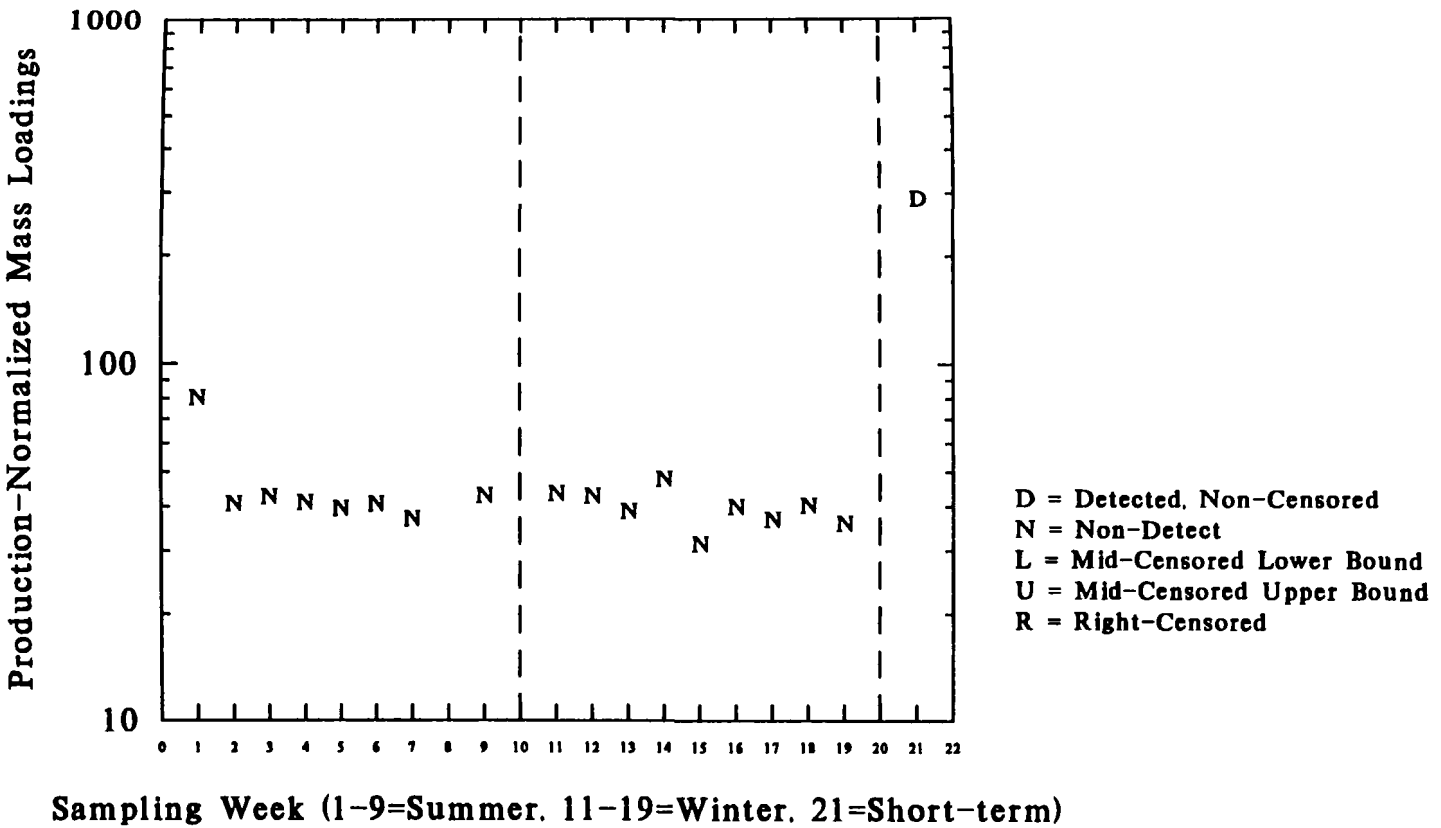

Figure M1-79. Time Plot for 2,3,4,6-Tetrachlorophenol (MG/KKG)
Subcategory=BPK, Option=3, Stream=ACID

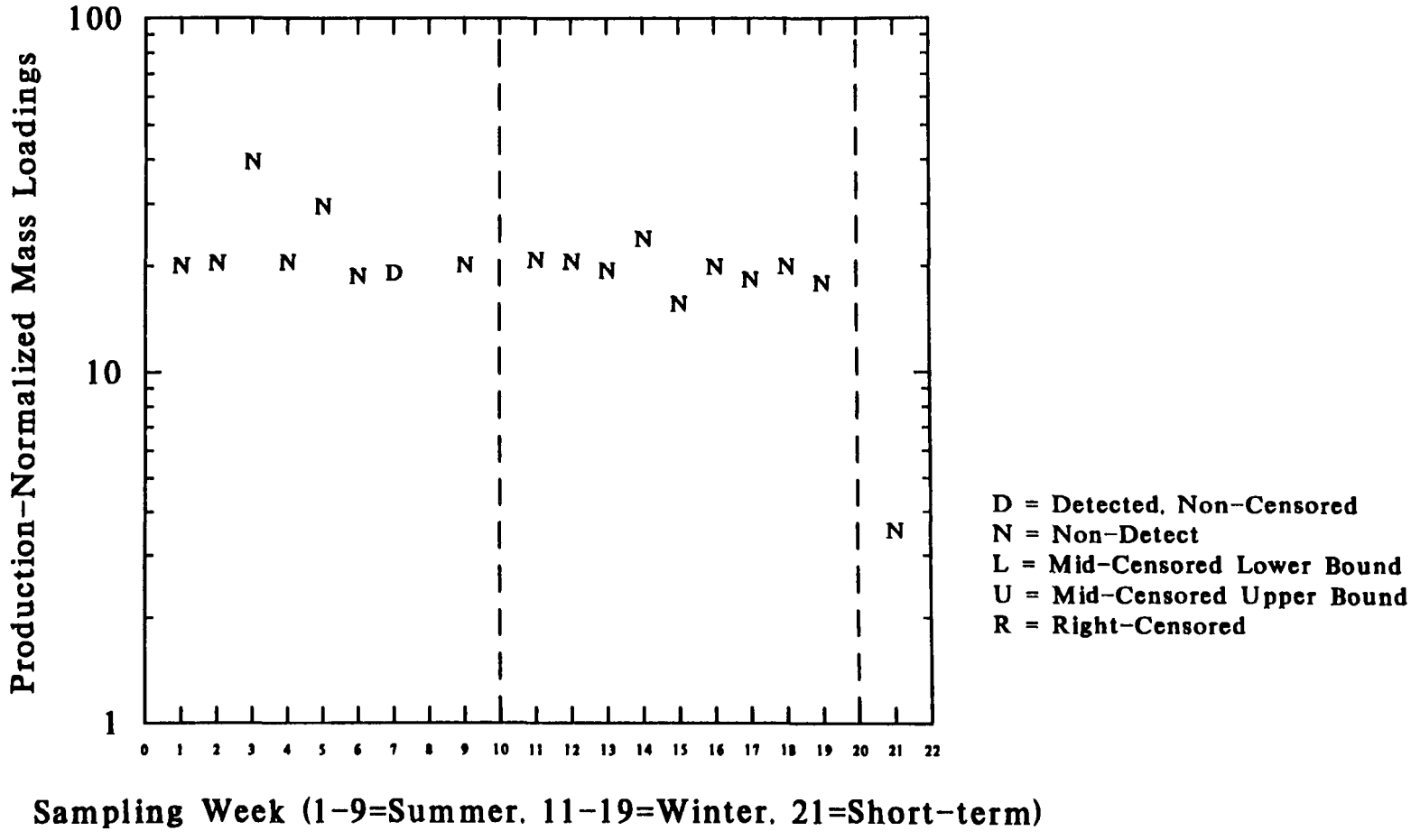

Figure M1-80. Time Plot for 2,3,4,6-Tetrachlorophenol (MG/KKG)
Subcategory=BPK, Option=3, Stream=ALK

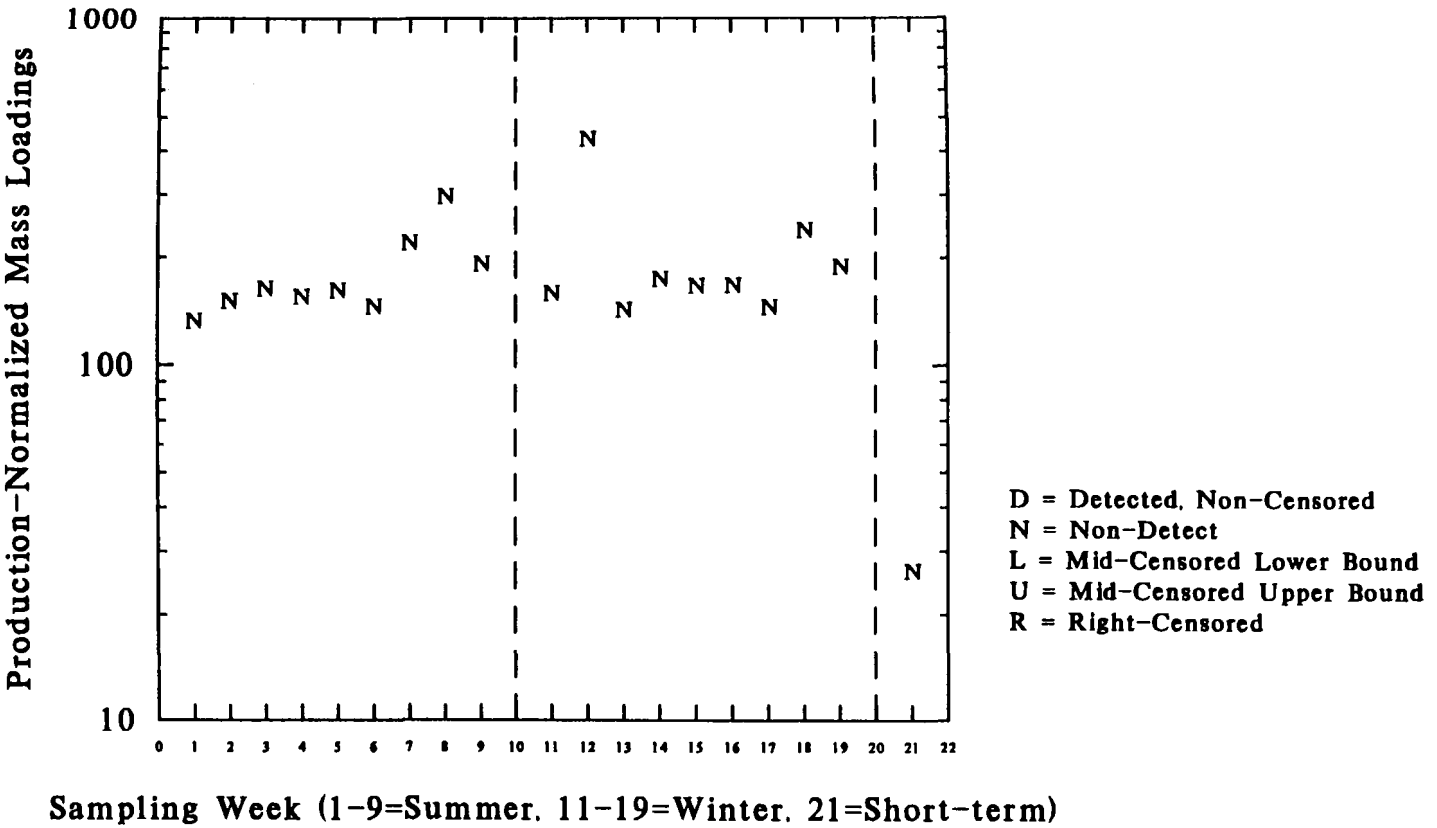

Figure M1-81. Time Plot for 2,3,4,6-Tetrachlorophenol (MG/KKG)
Subcategory=BPK, Option=3, Stream=FE

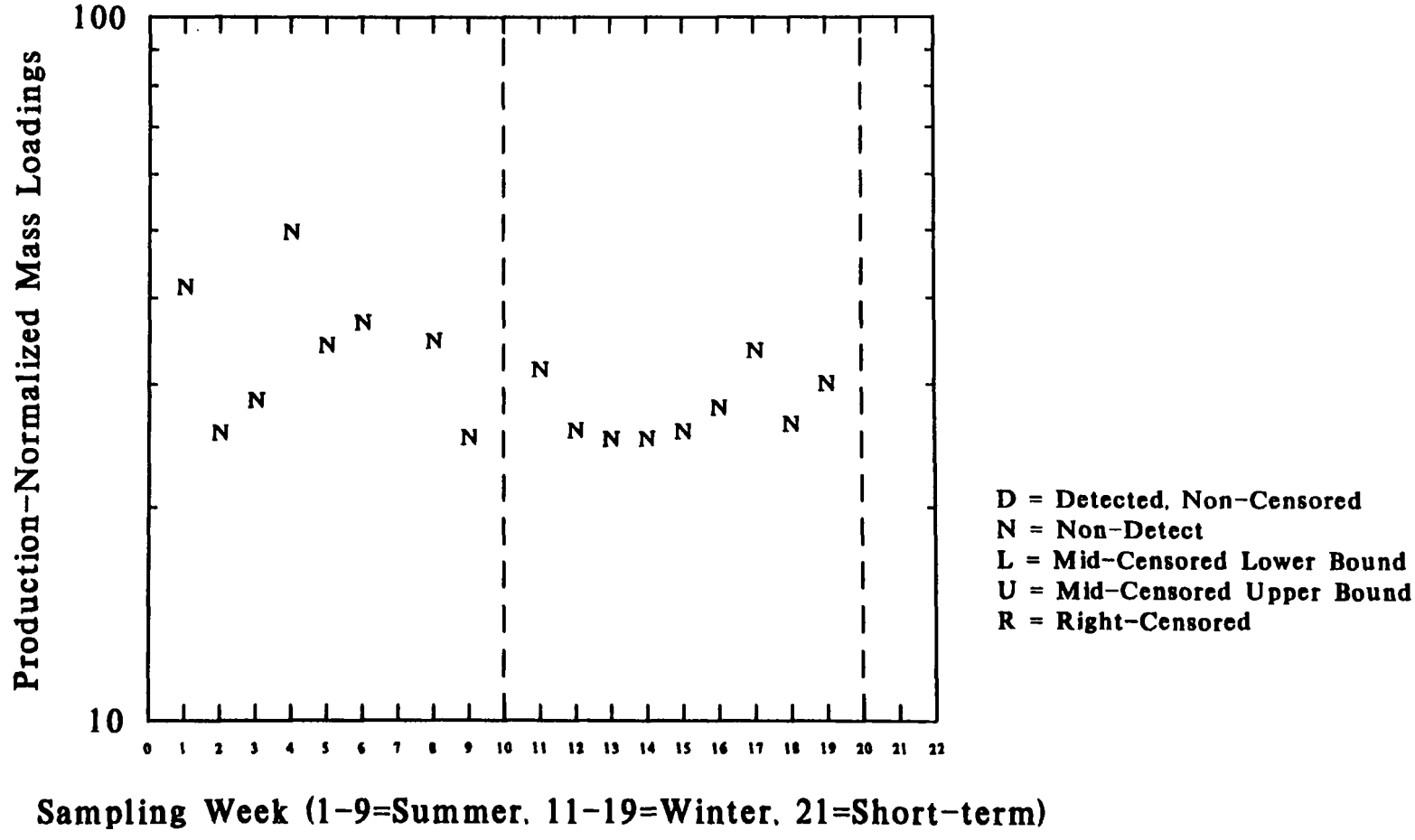

Figure M1-82. Time Plot for 2,3,4,6-Tetrachlorophenol (MG/KKG)
Subcategory=BPK, Option=4, Stream=ACID

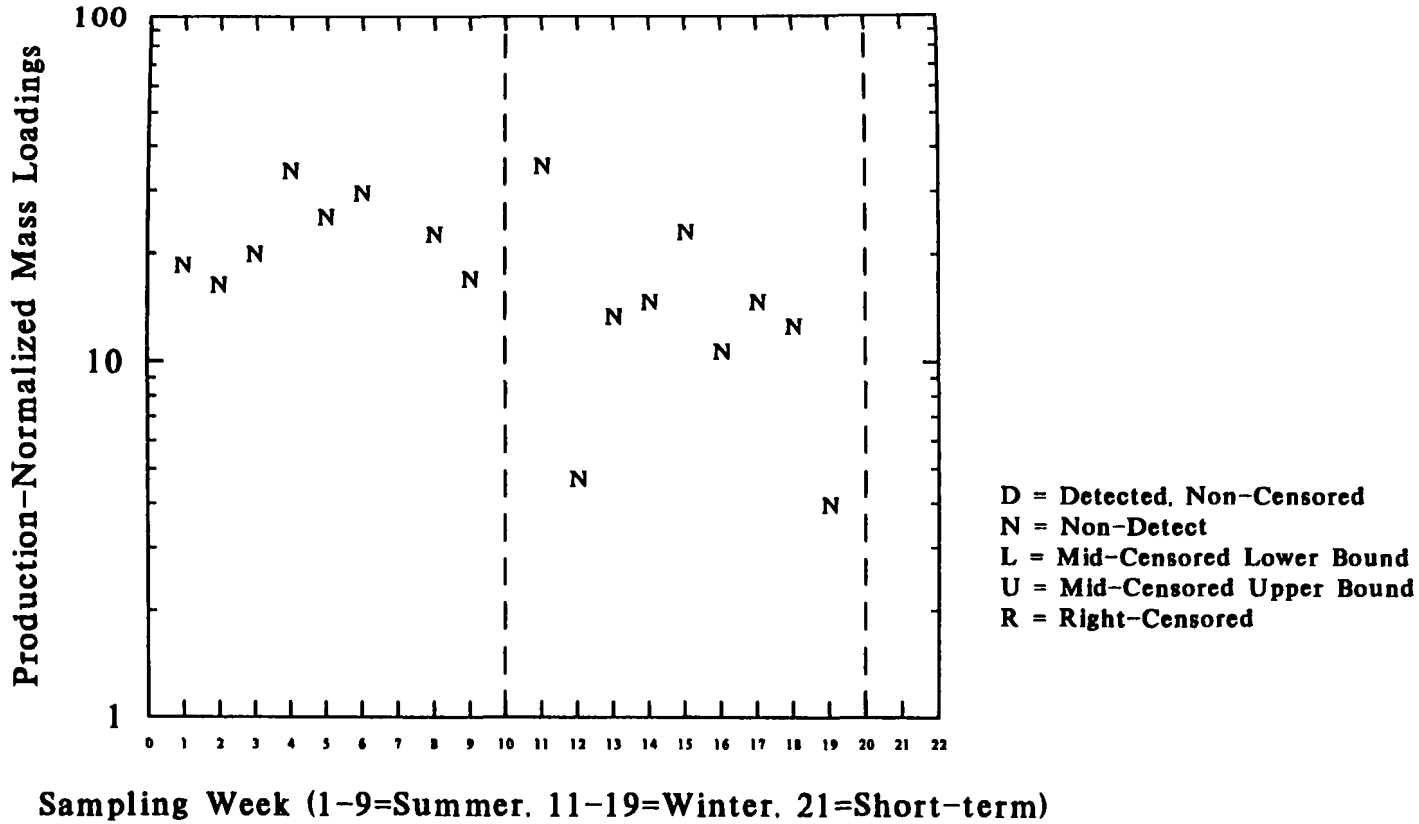

Figure M1-83. Time Plot for 2,3,4,6-Tetrachlorophenol (MG/KKG)
Subcategory=BPK, Option=4, Stream=ALK

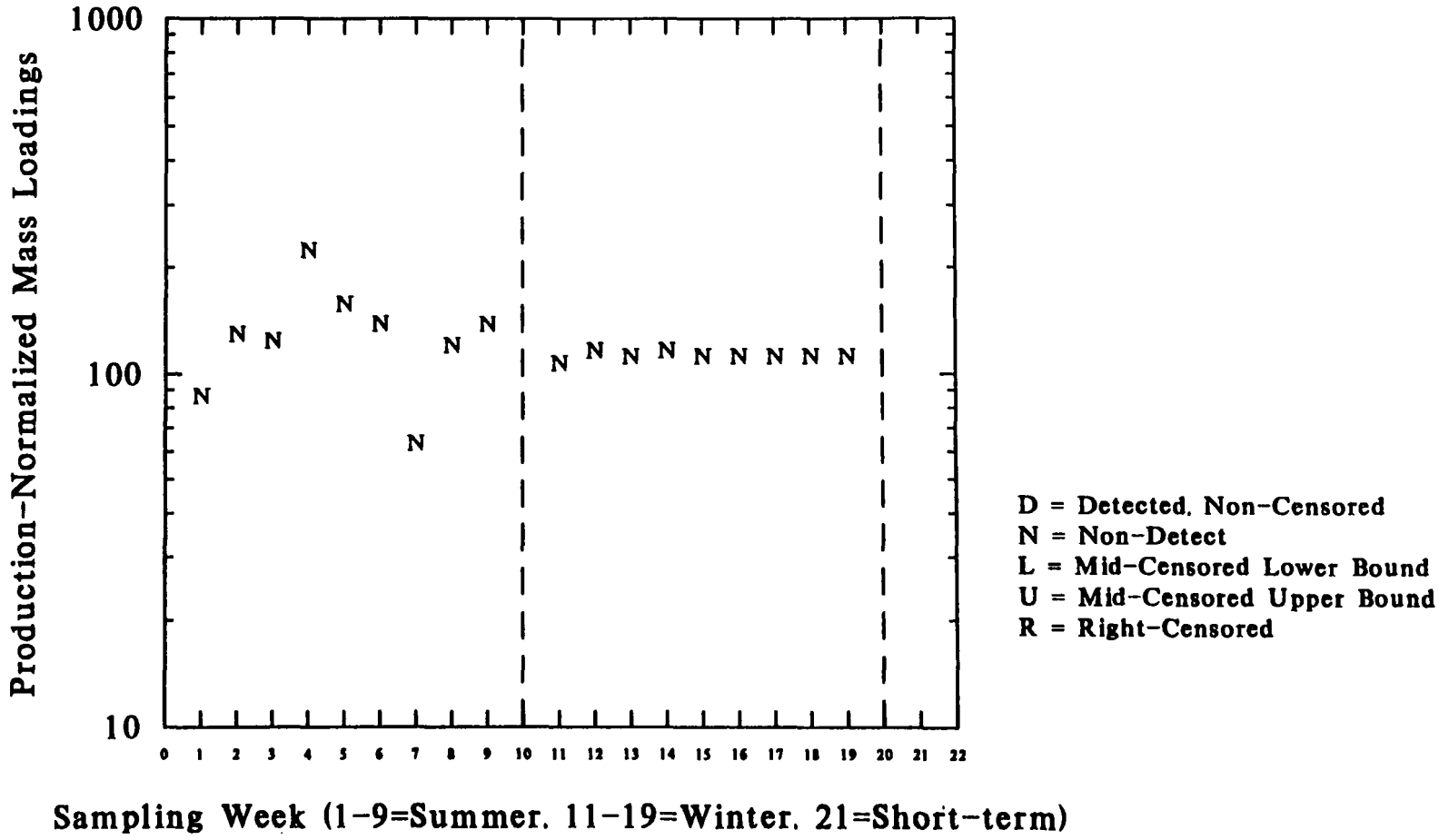

Figure M1-84. Time Plot for 2,3,4,6-Tetrachlorophenol (MG/KKG)
Subcategory=BPK, Option=4, Stream=FE

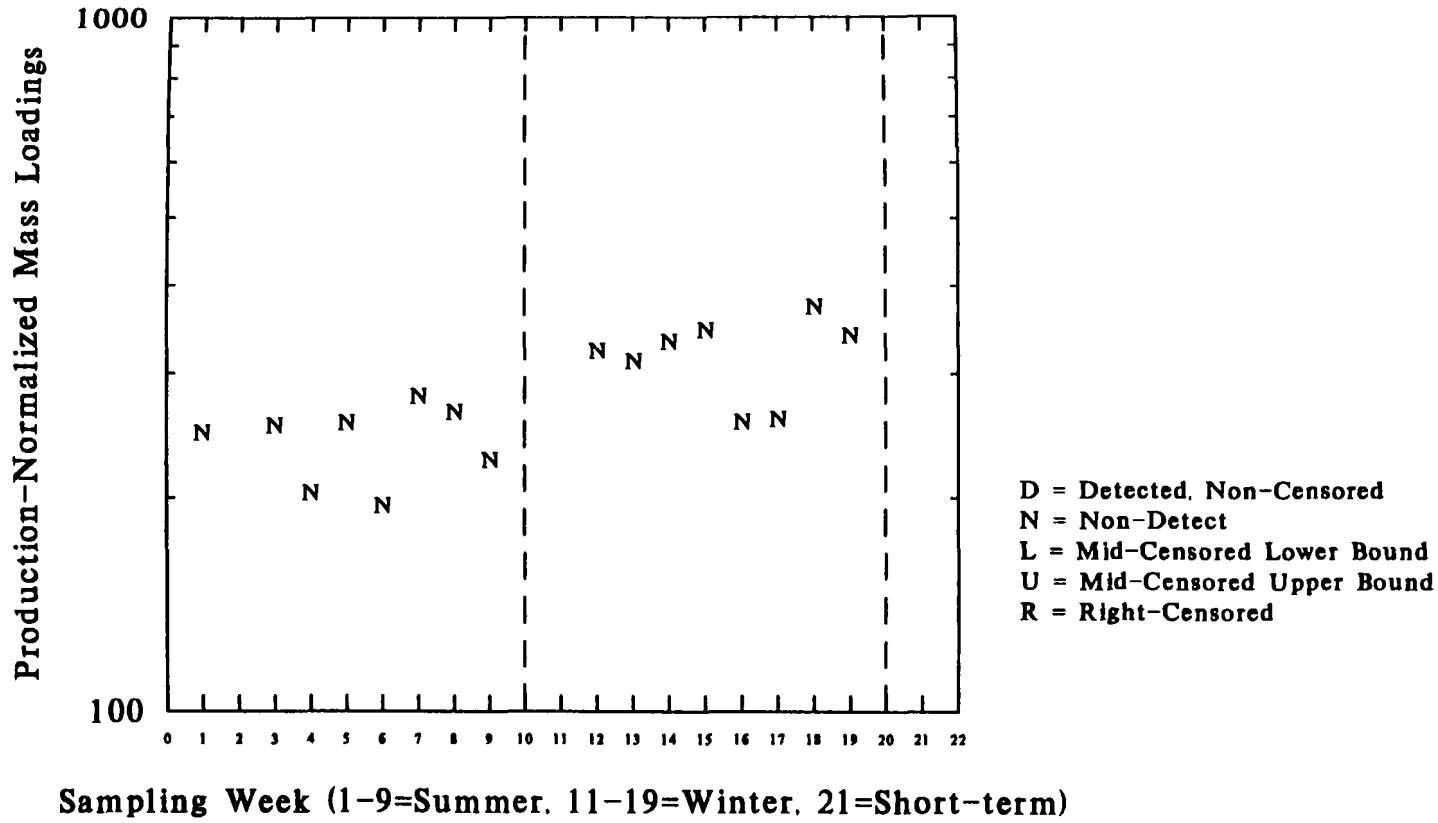

Figure M1-85. Time Plot for 2,3,4,6-Tetrachlorophenol (MG/KKG)
Subcategory=DS, Option=1, Stream=ACID

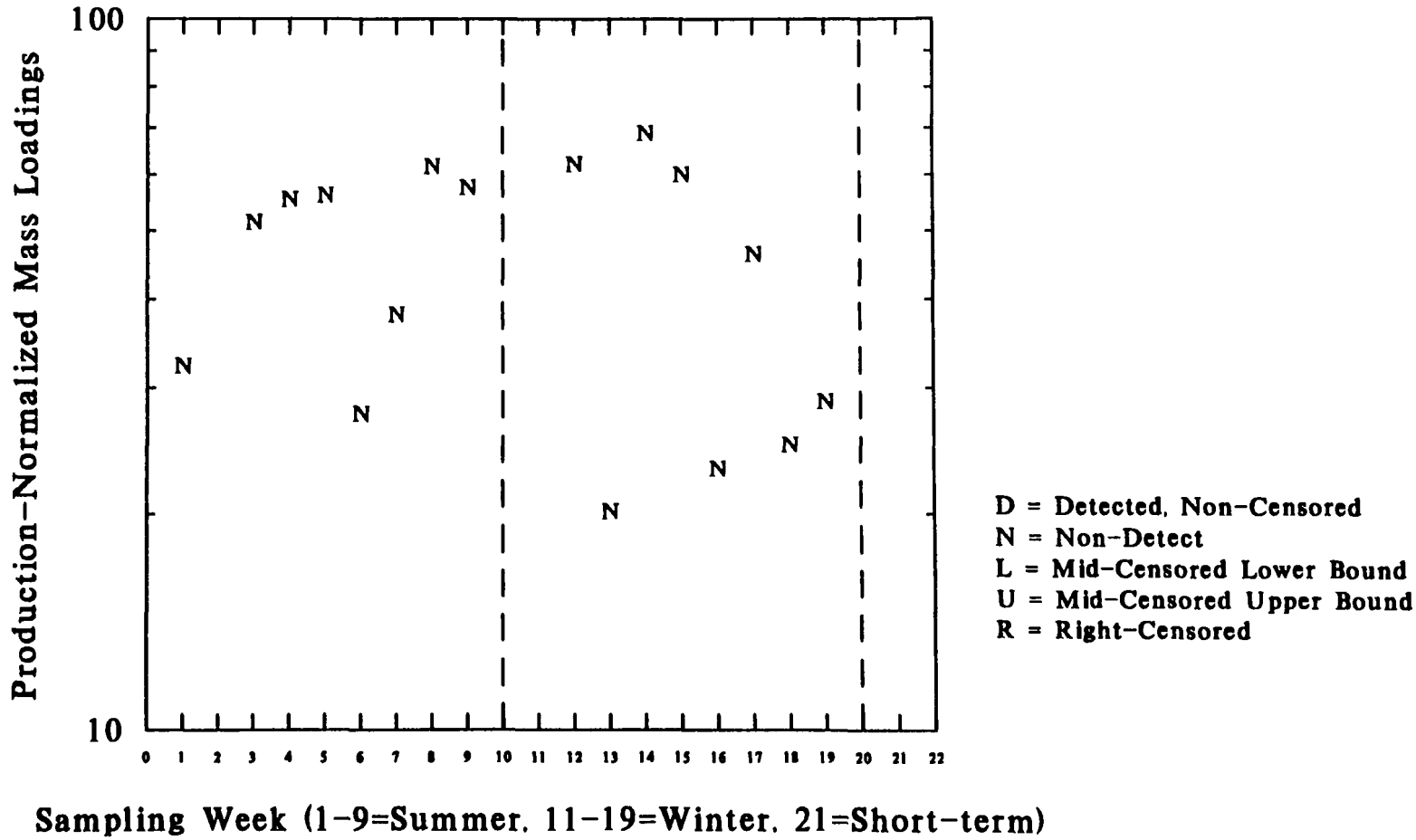

Figure M1-86. Time Plot for 2,3,4,6-Tetrachlorophenol (MG/KKG)
Subcategory=DS, Option=1, Stream=ALK

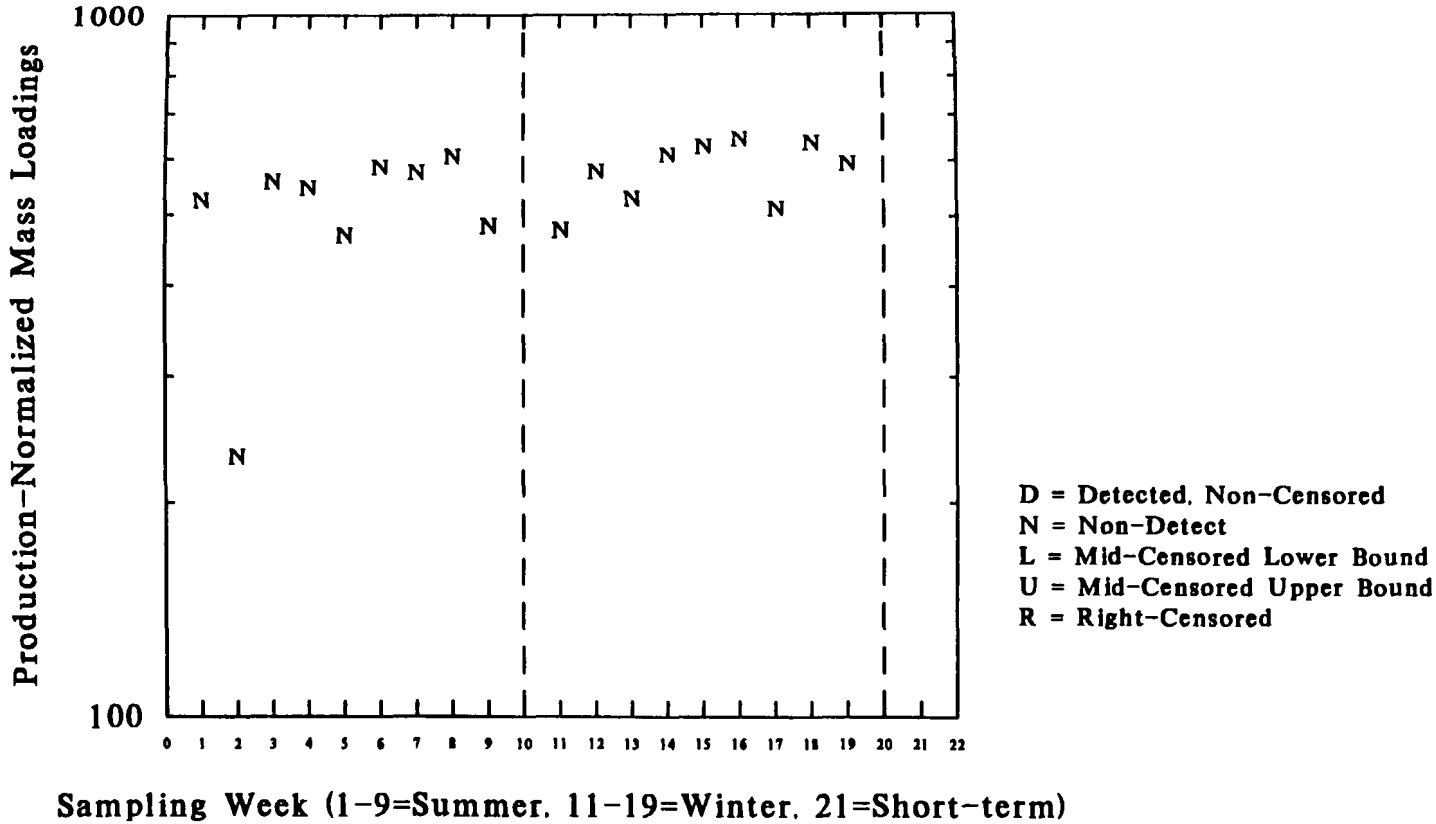

Figure M1-87. Time Plot for 2,3,4,6-Tetrachlorophenol (MG/KKG)
Subcategory=DS, Option=1, Stream=FE

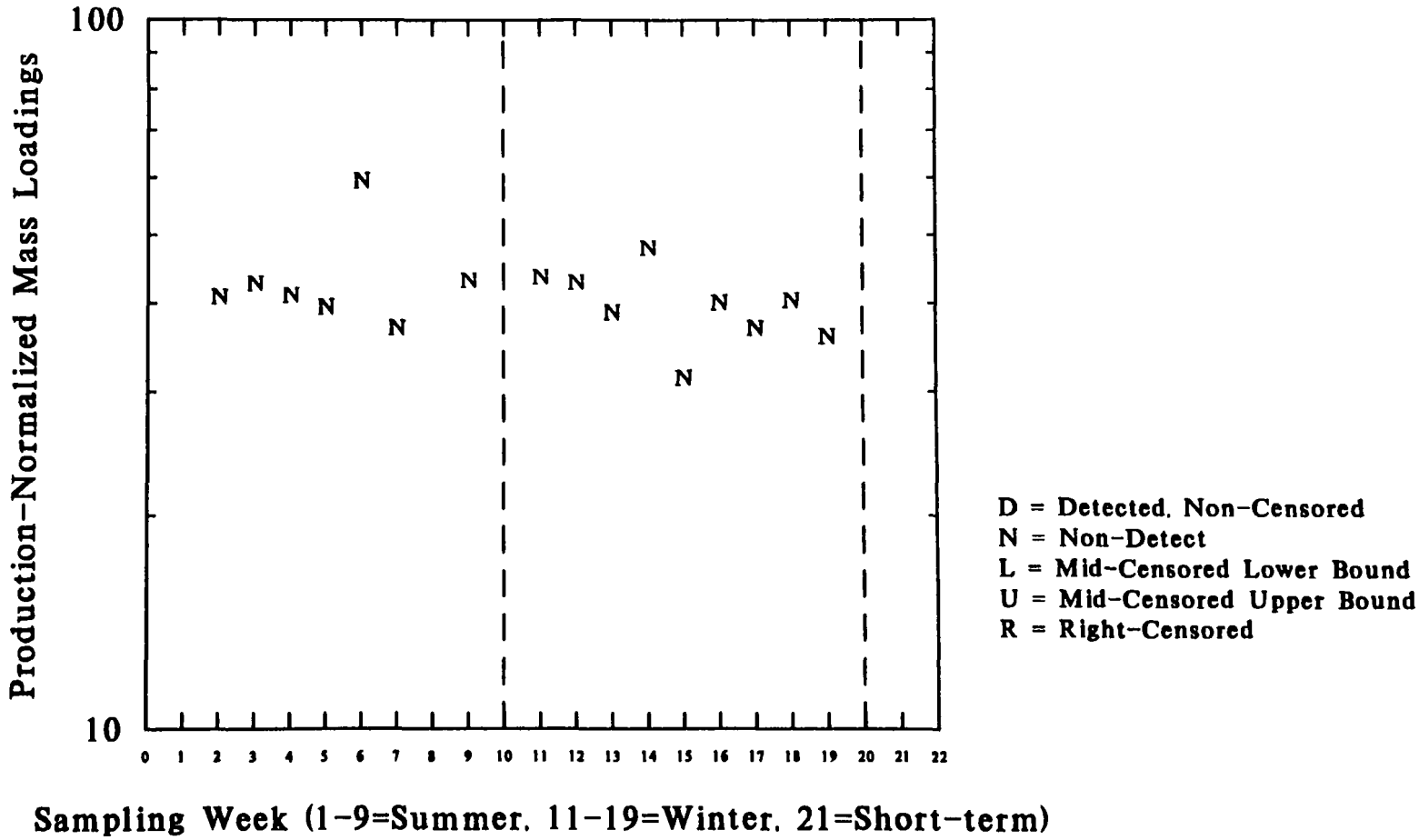

Figure M1-88. Time Plot for 3,4,6-Trichloroguaiacol (MG/KKG)
Subcategory=BPK, Option=3, Stream=ACID

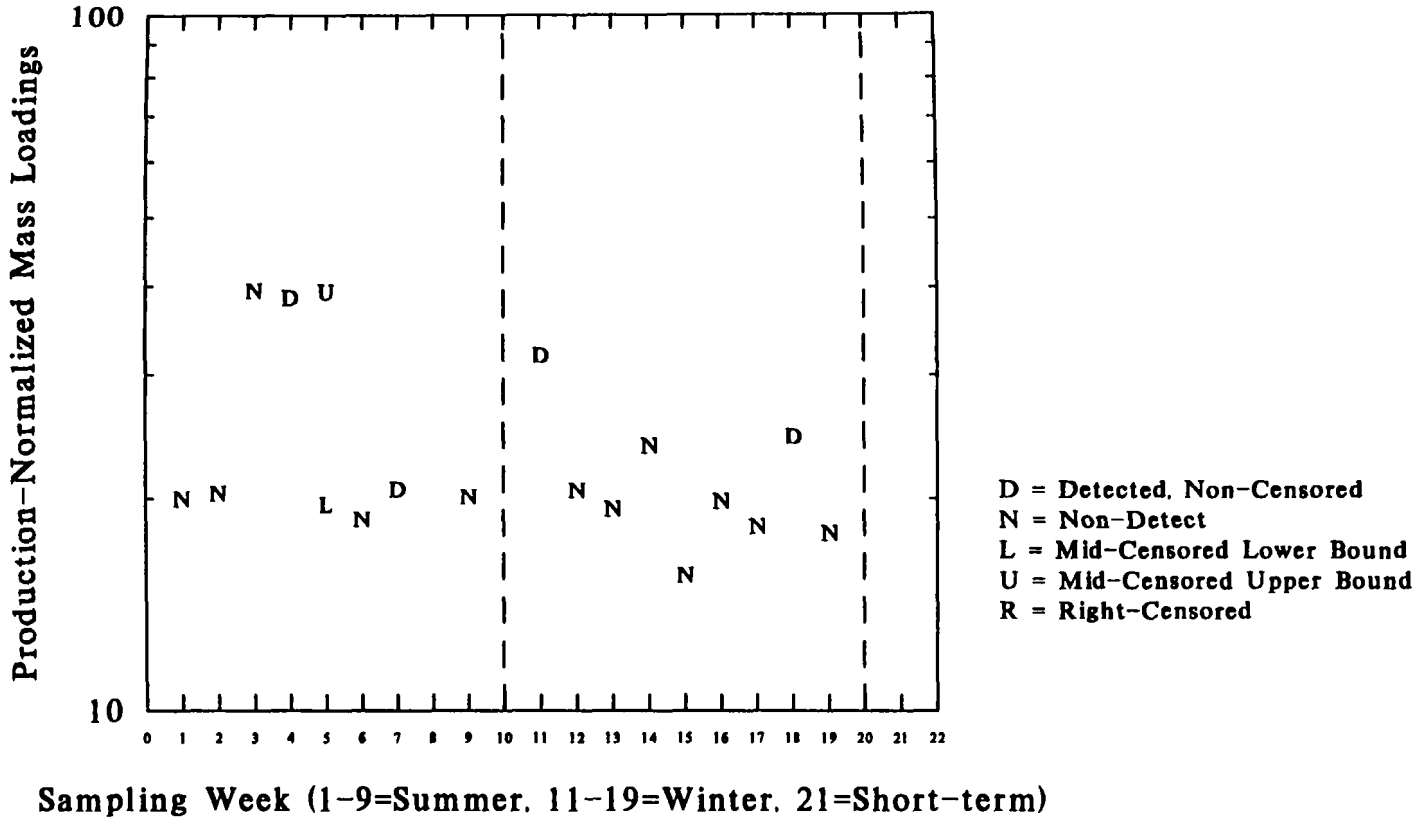

Figure M1-89. Time Plot for 3,4,6-Trichloroguaiacol (MG/KKG)
Subcategory=BPK, Option=3, Stream=ALK

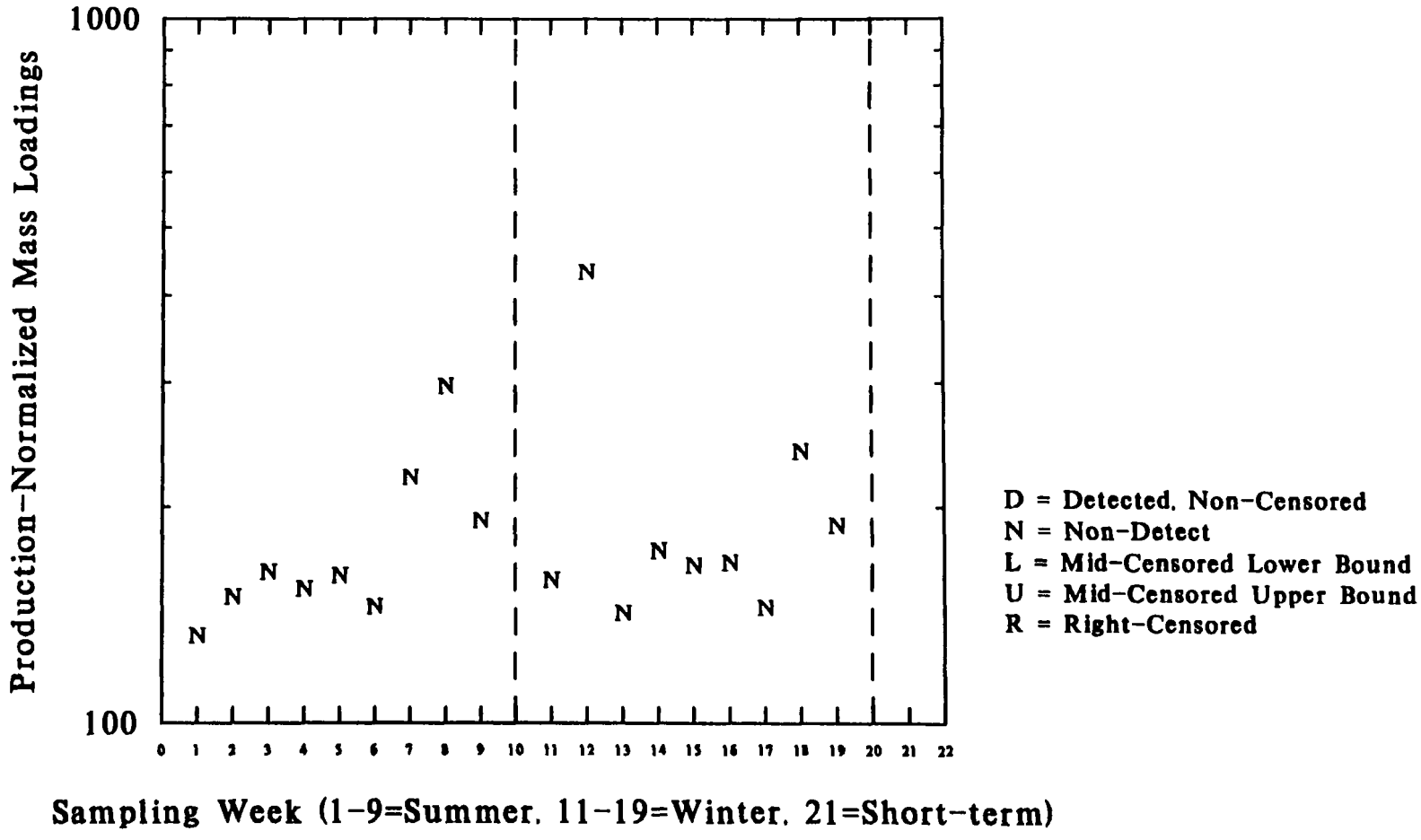

Figure M1-90. Time Plot for 3,4,6-Trichloroguaiacol (MG/KKG)
Subcategory=BPK, Option=3, Stream=FE

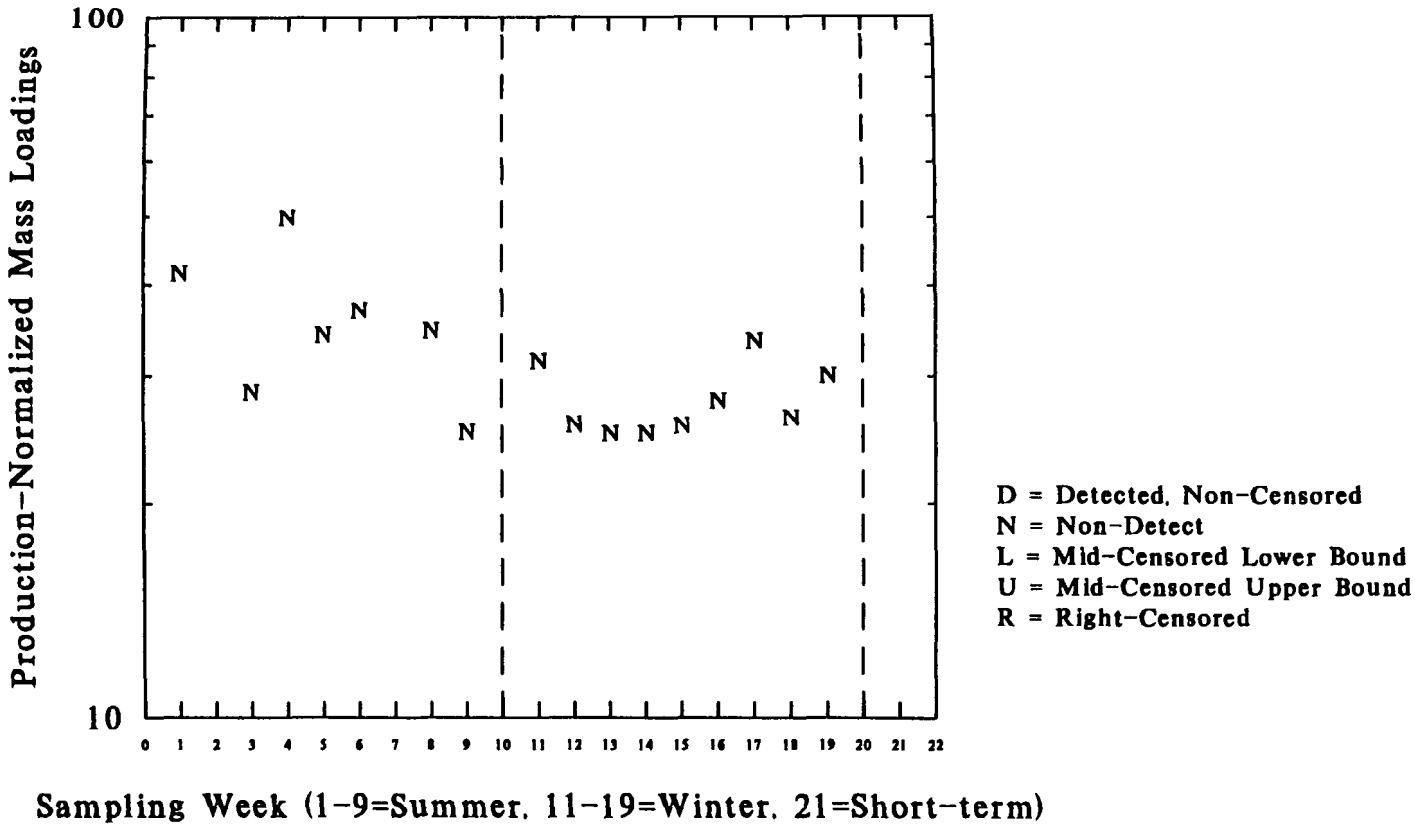

Figure M1-91. Time Plot for 3,4,6-Trichloroguaiacol (MG/KKG)
Subcategory=BPK, Option=4, Stream=ACID

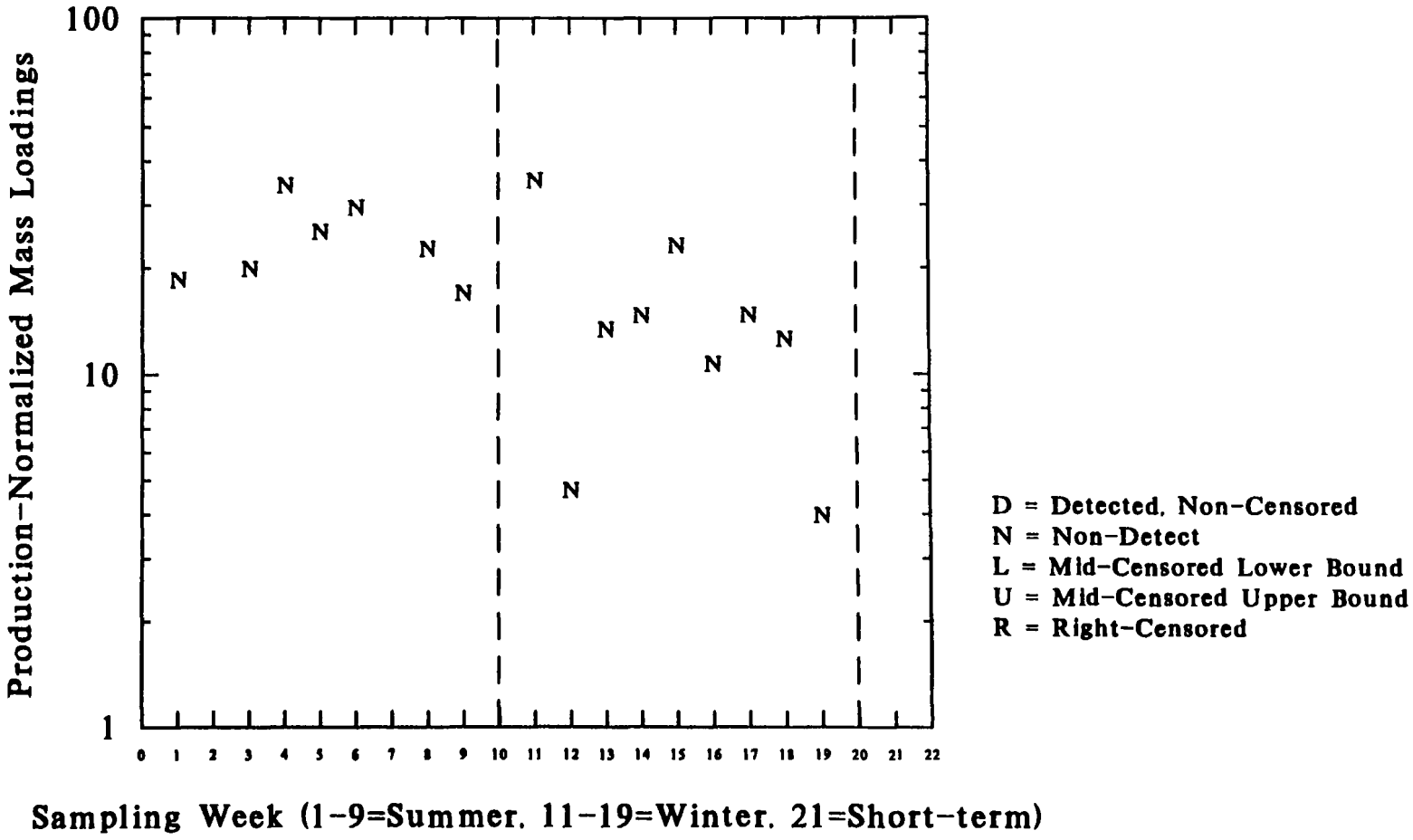

Figure M1-92. Time Plot for 3,4,6-Trichloroguaiacol (MG/KKG)
Subcategory=BPK, Option=4, Stream=ALK

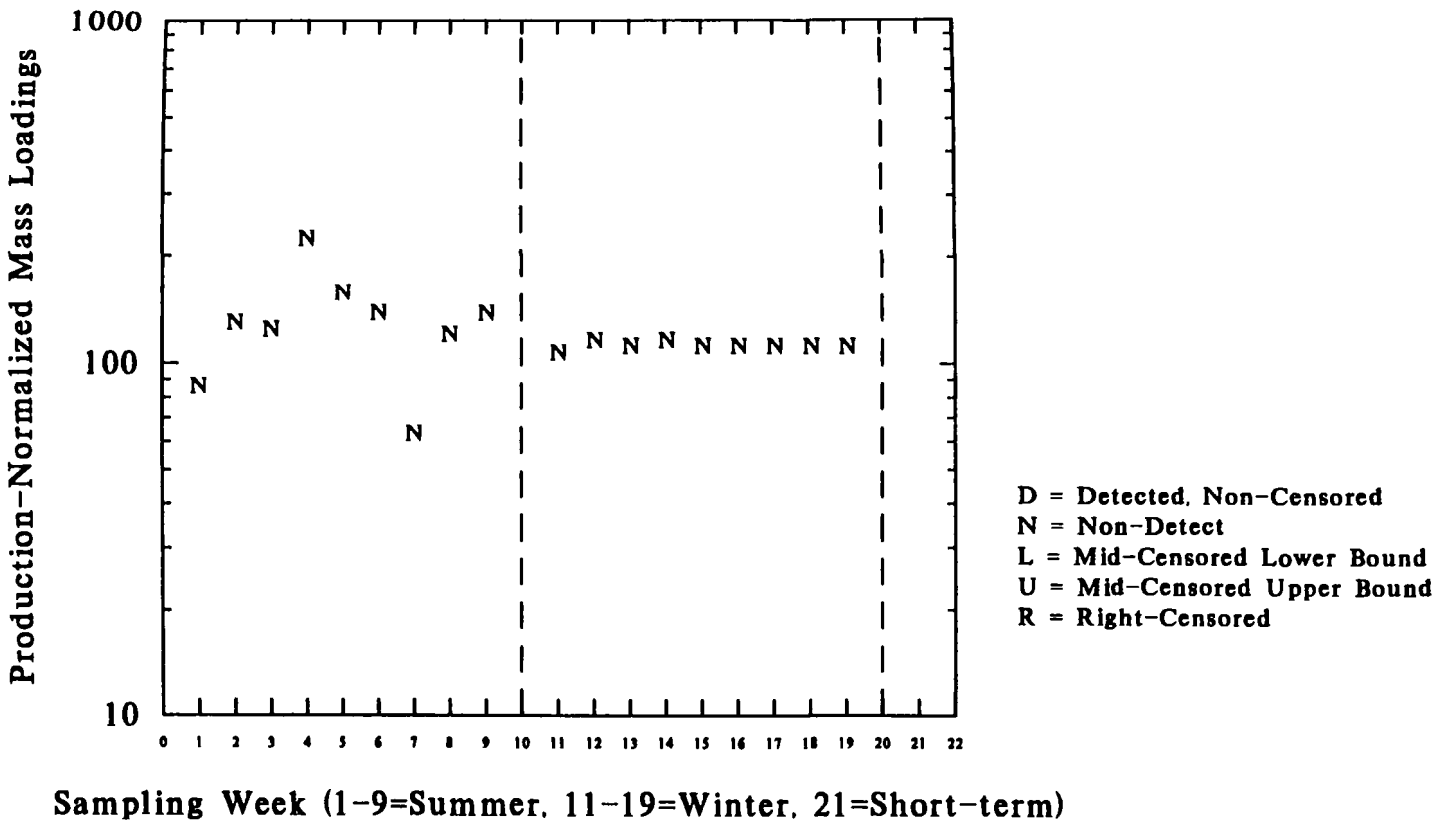

Figure M1-93. Time Plot for 3,4,6-Trichloroguaiacol (MG/KKG)
Subcategory=BPK, Option=4, Stream=FE

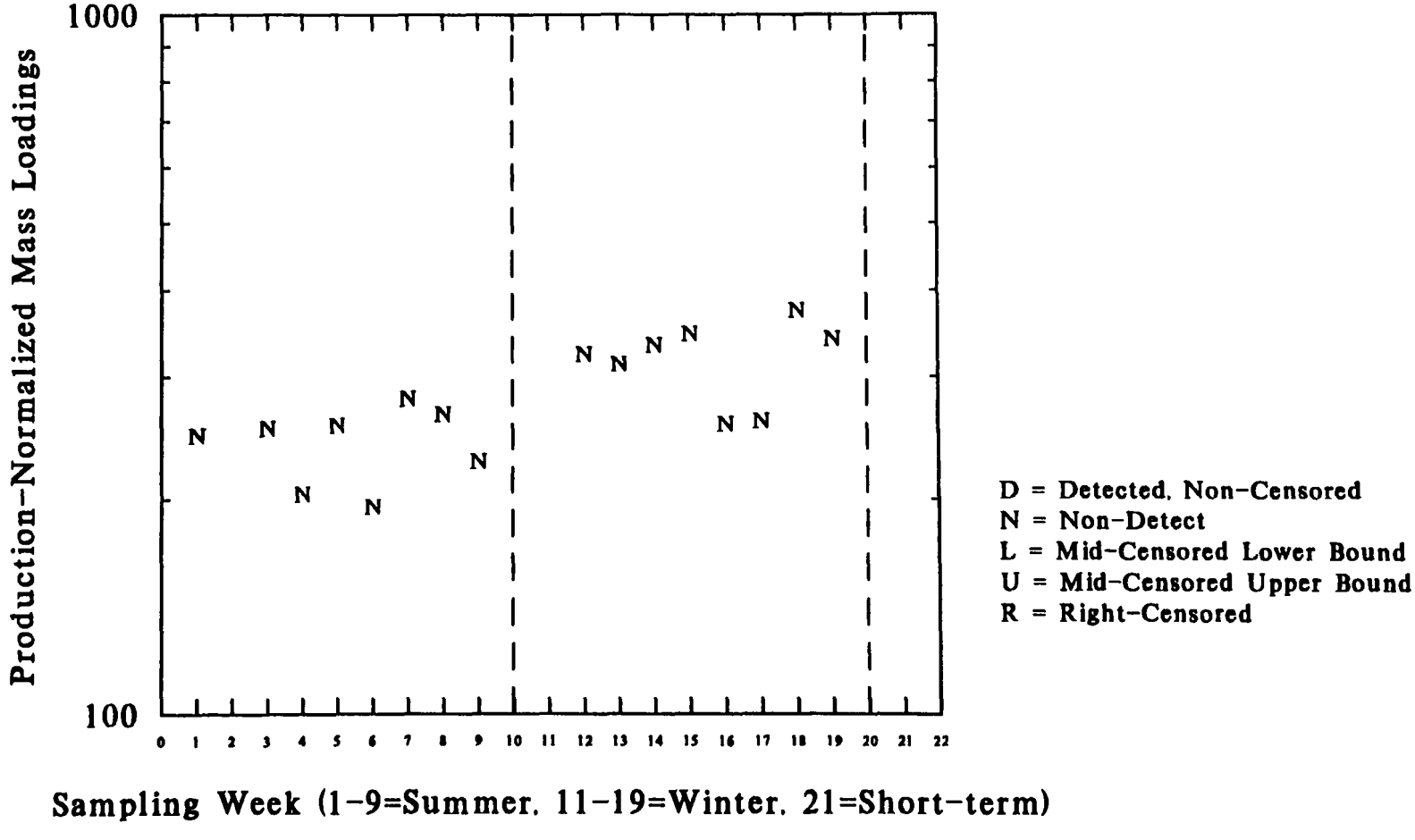

Figure M1-94. Time Plot for 3,4,6-Trichloroguaiacol (MG/KKG)
Subcategory=DS, Option=1, Stream=ACID

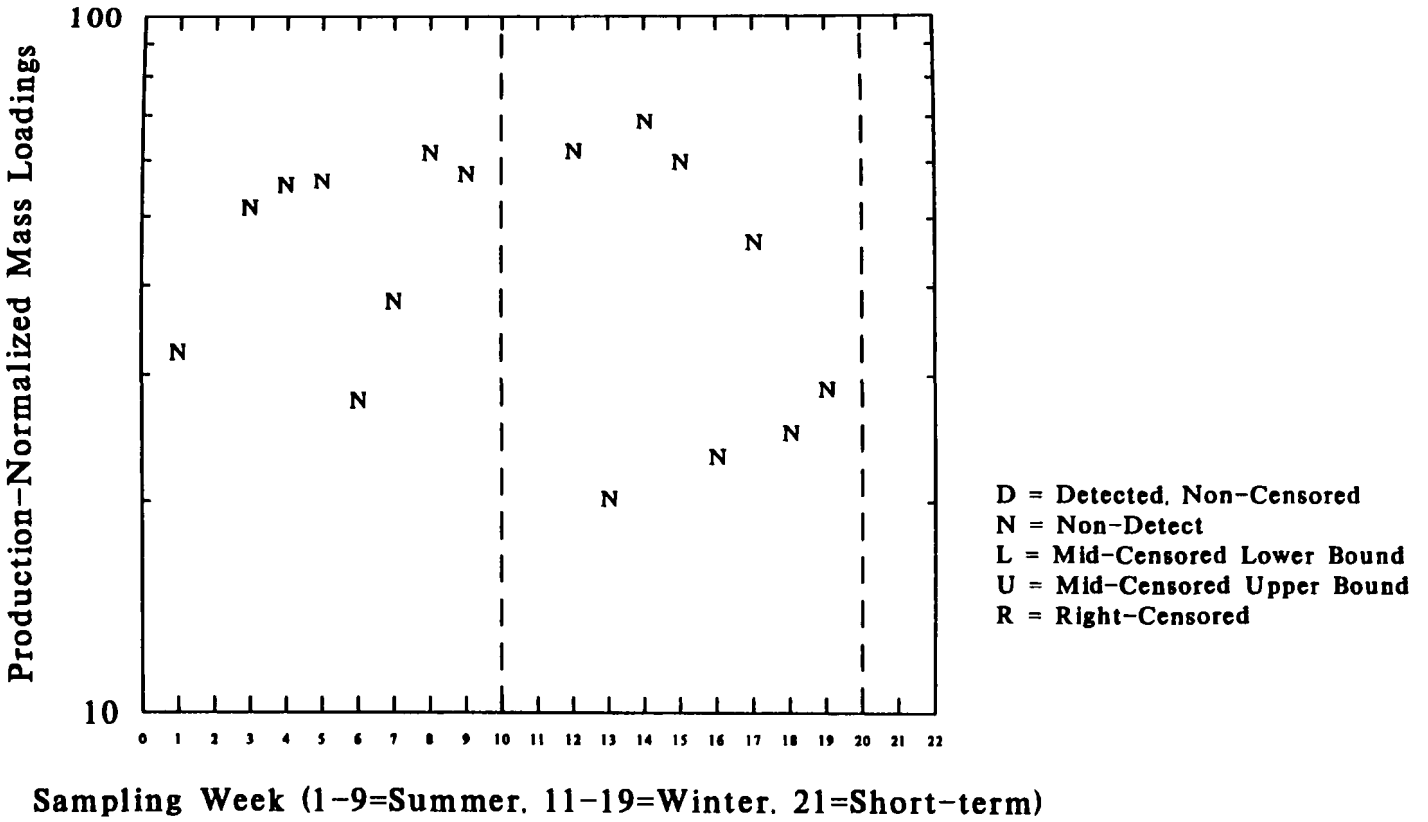

Figure M1-95. Time Plot for 3,4,6-Trichloroguaiacol (MG/KKG)
Subcategory=DS, Option=1, Stream=ALK

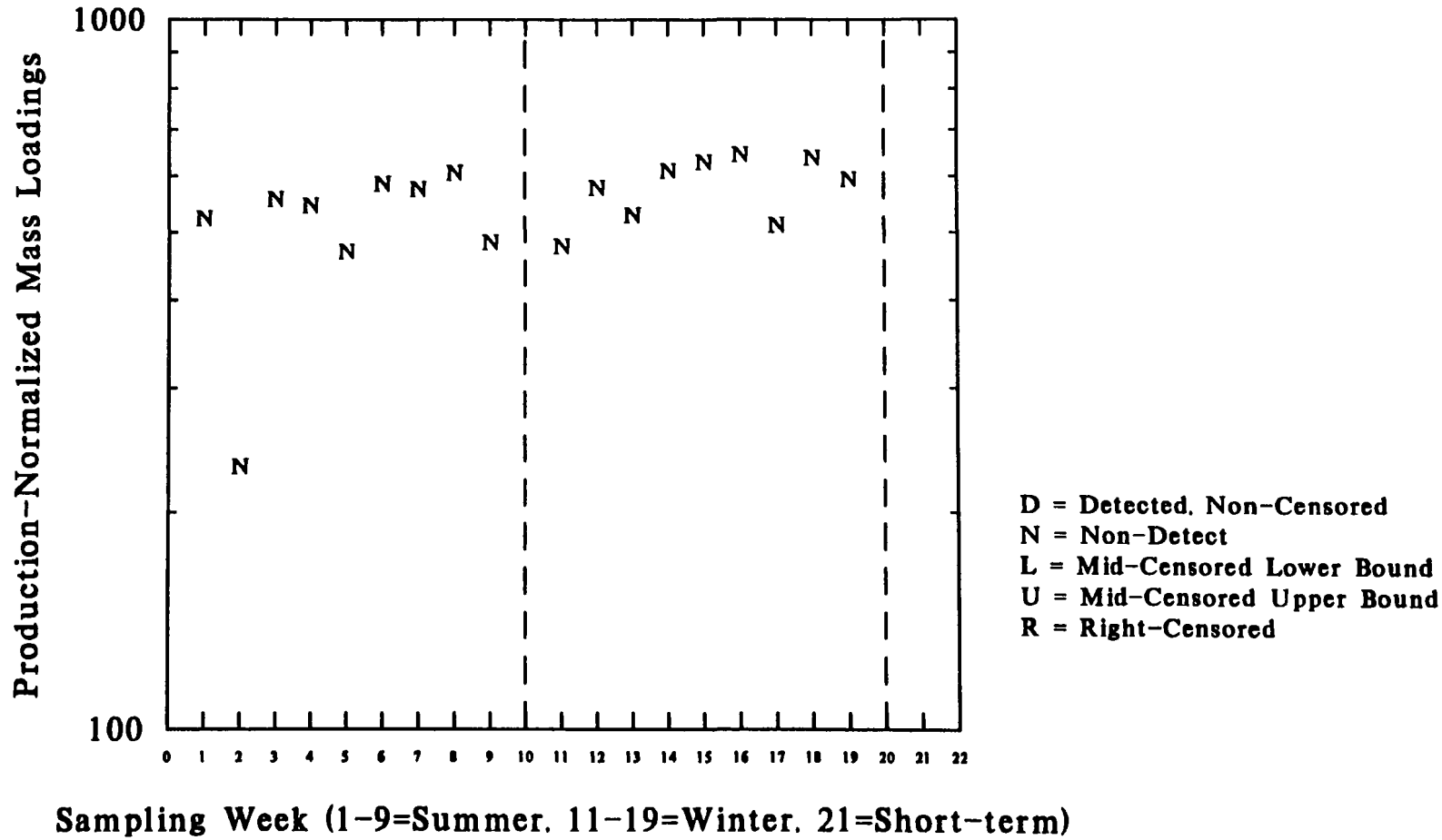

Figure M1-96. Time Plot for 3,4,6-Trichloroguaiacol (MG/KKG)
Subcategory=DS, Option=1, Stream=FE

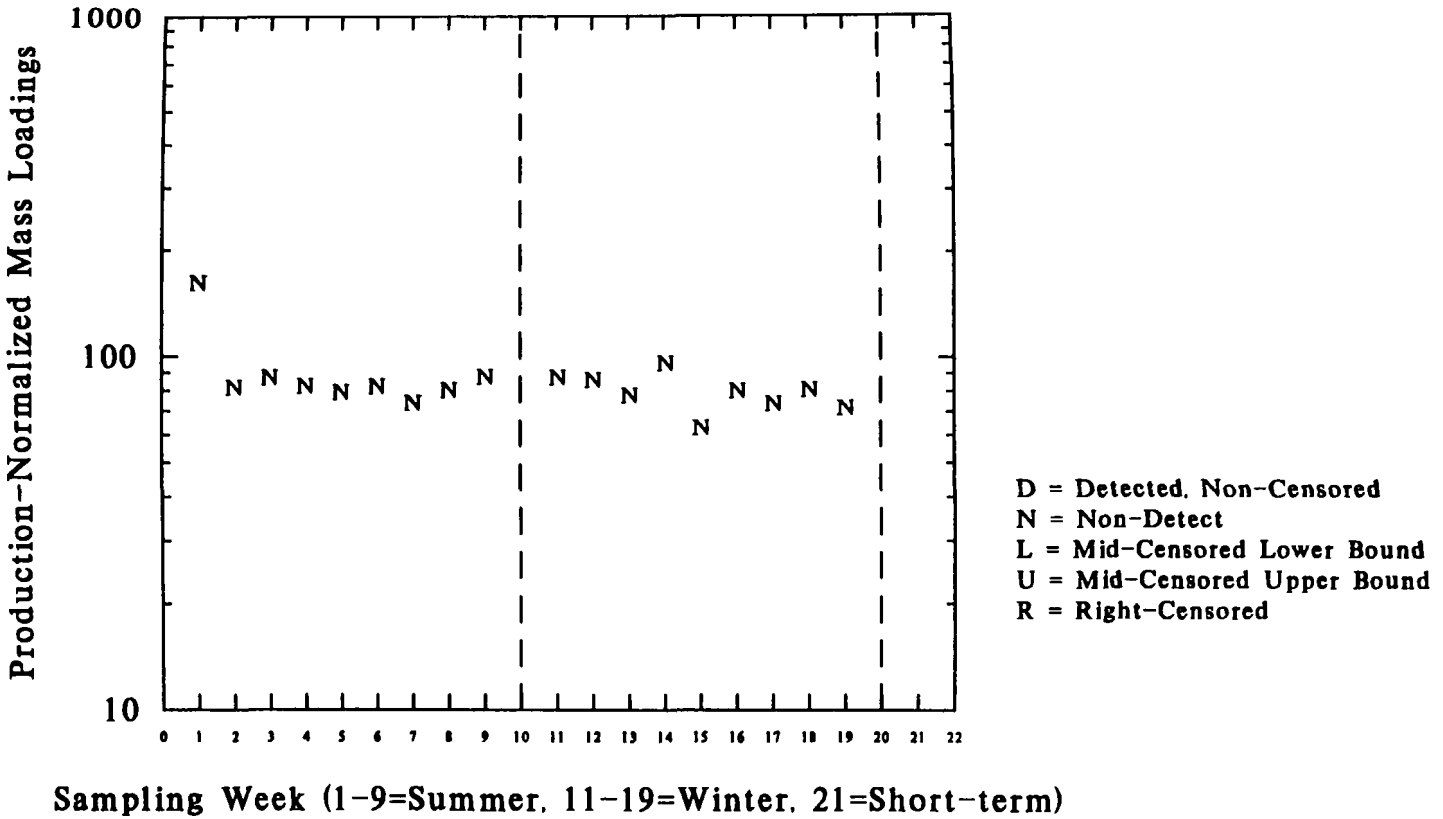

Figure M1-97. Time Plot for Pentachlorophenol (MG/KKG)
Subcategory=BPK, Option=3, Stream=ACID

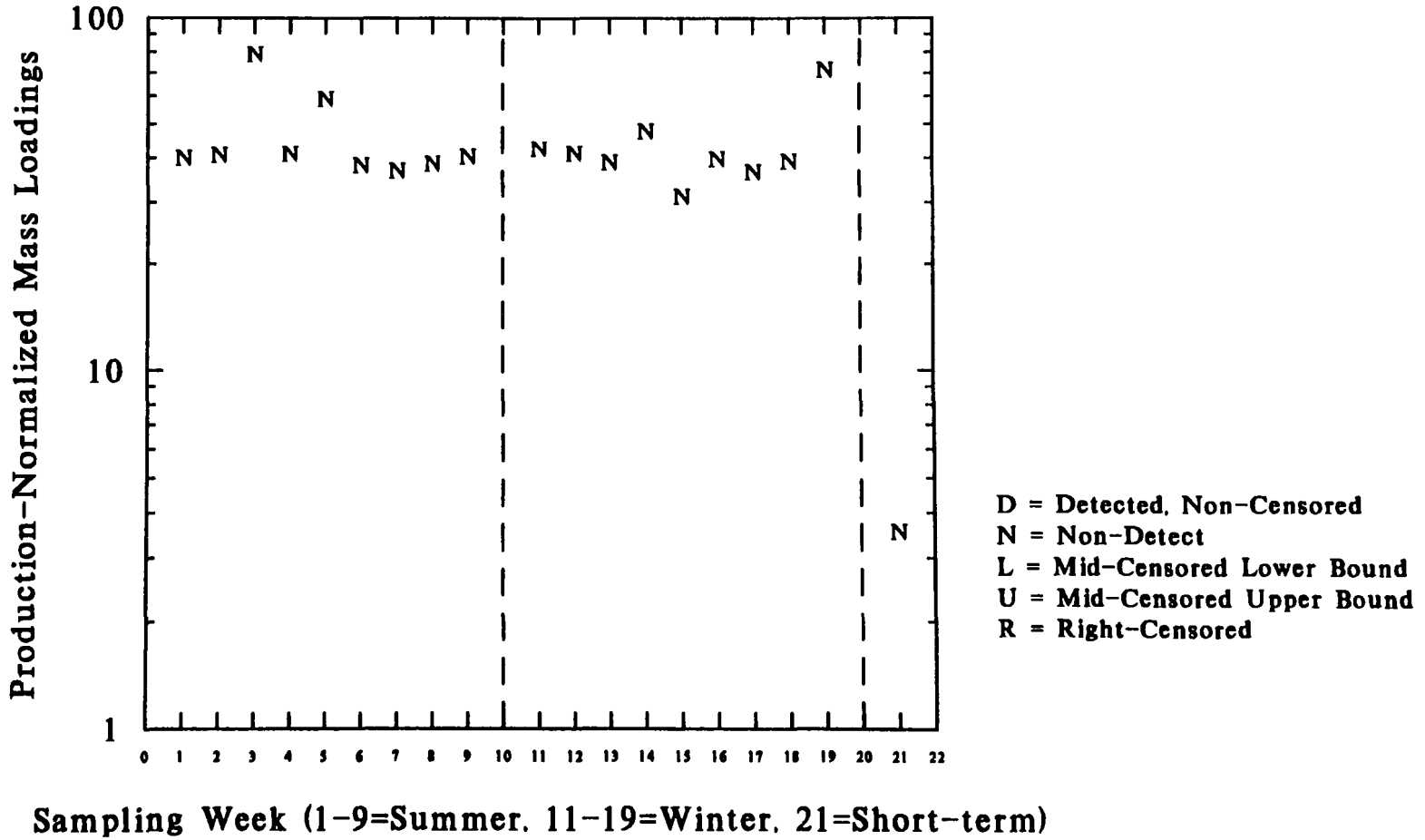

Figure M1-98. Time Plot for Pentachlorophenol (MG/KKG)
Subcategory=BPK, Option=3, Stream=ALK

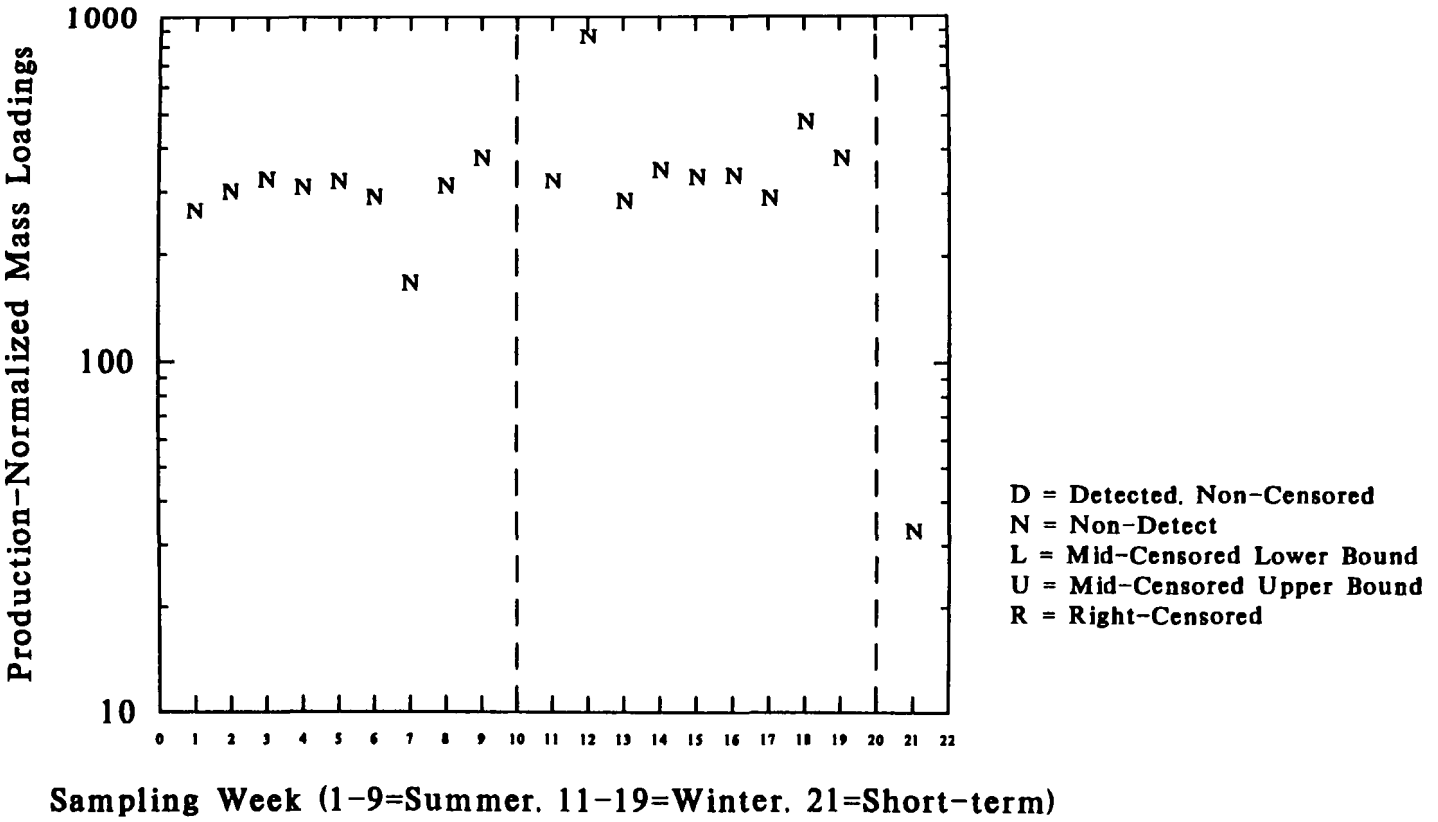

Figure M1-99. Time Plot for Pentachlorophenol (MG/KKG)
Subcategory=BPK, Option=3, Stream=FE

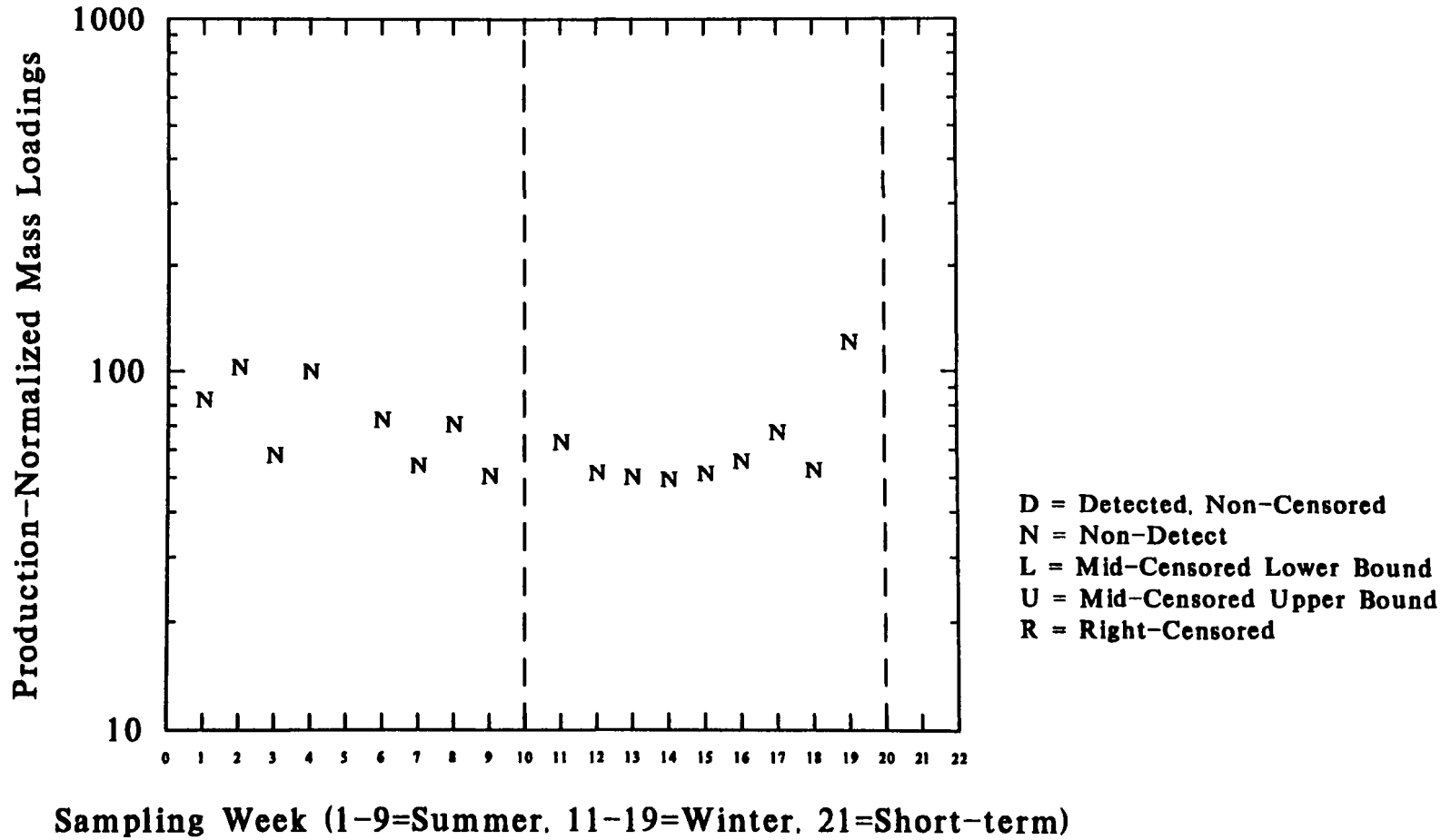

Figure M1-100. Time Plot for Pentachlorophenol (MG/KKG)
Subcategory=BPK, Option=4, Stream=ACID

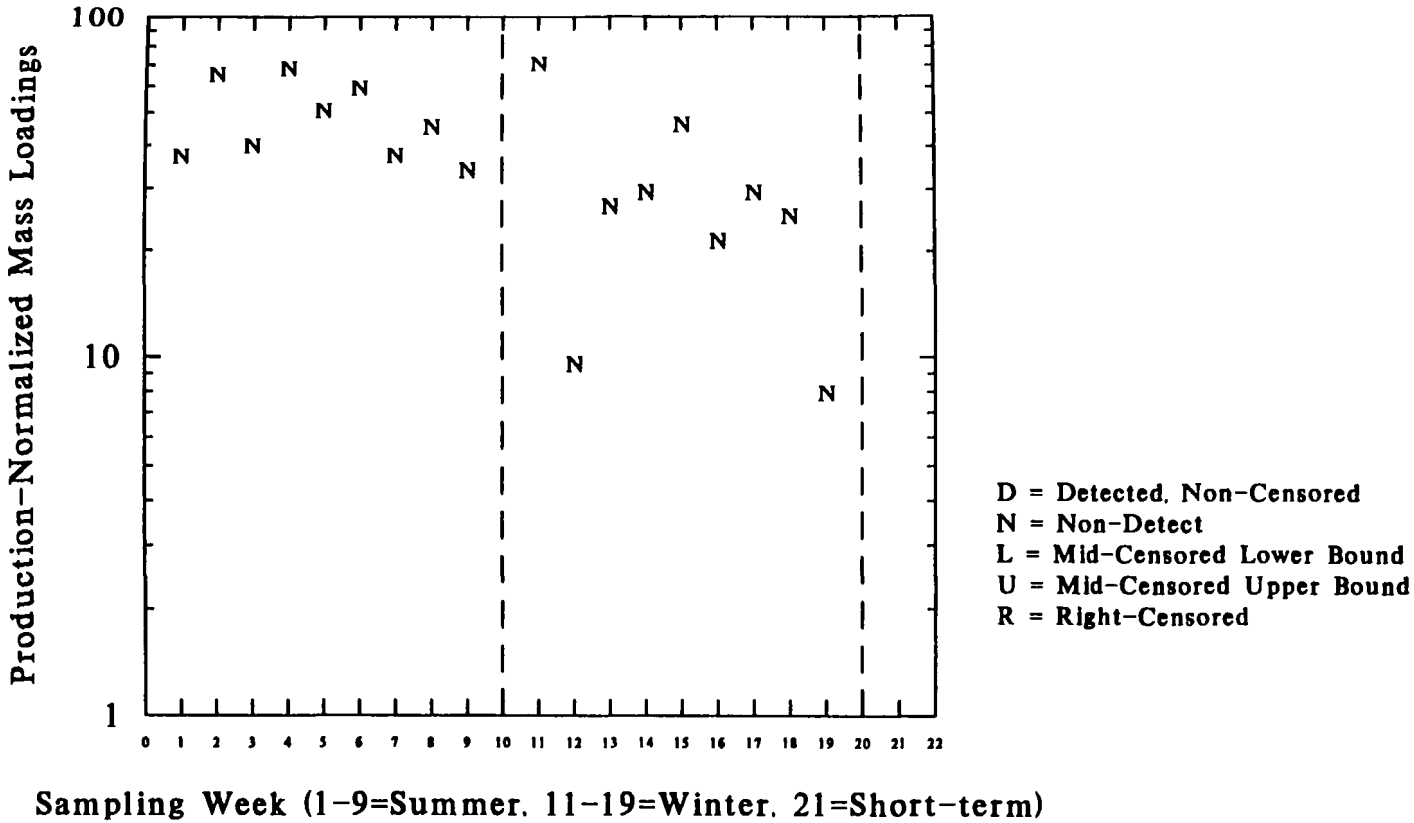

Figure M1-101. Time Plot for Pentachlorophenol (MG/KKG)
Subcategory=BPK, Option=4, Stream=ALK

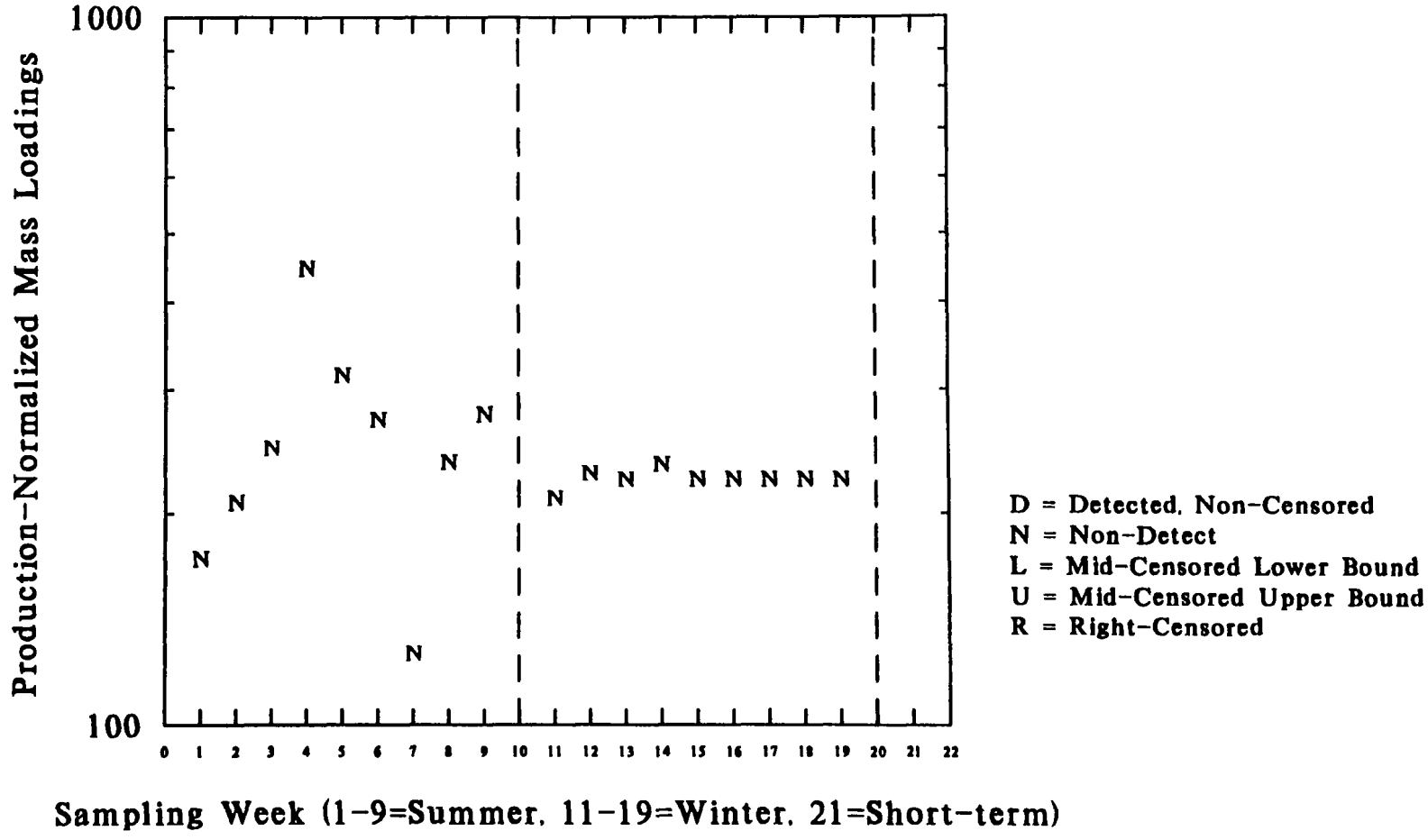

Figure M1-102. Time Plot for Pentachlorophenol (MG/KKG)
Subcategory=BPK, Option=4, Stream=FE

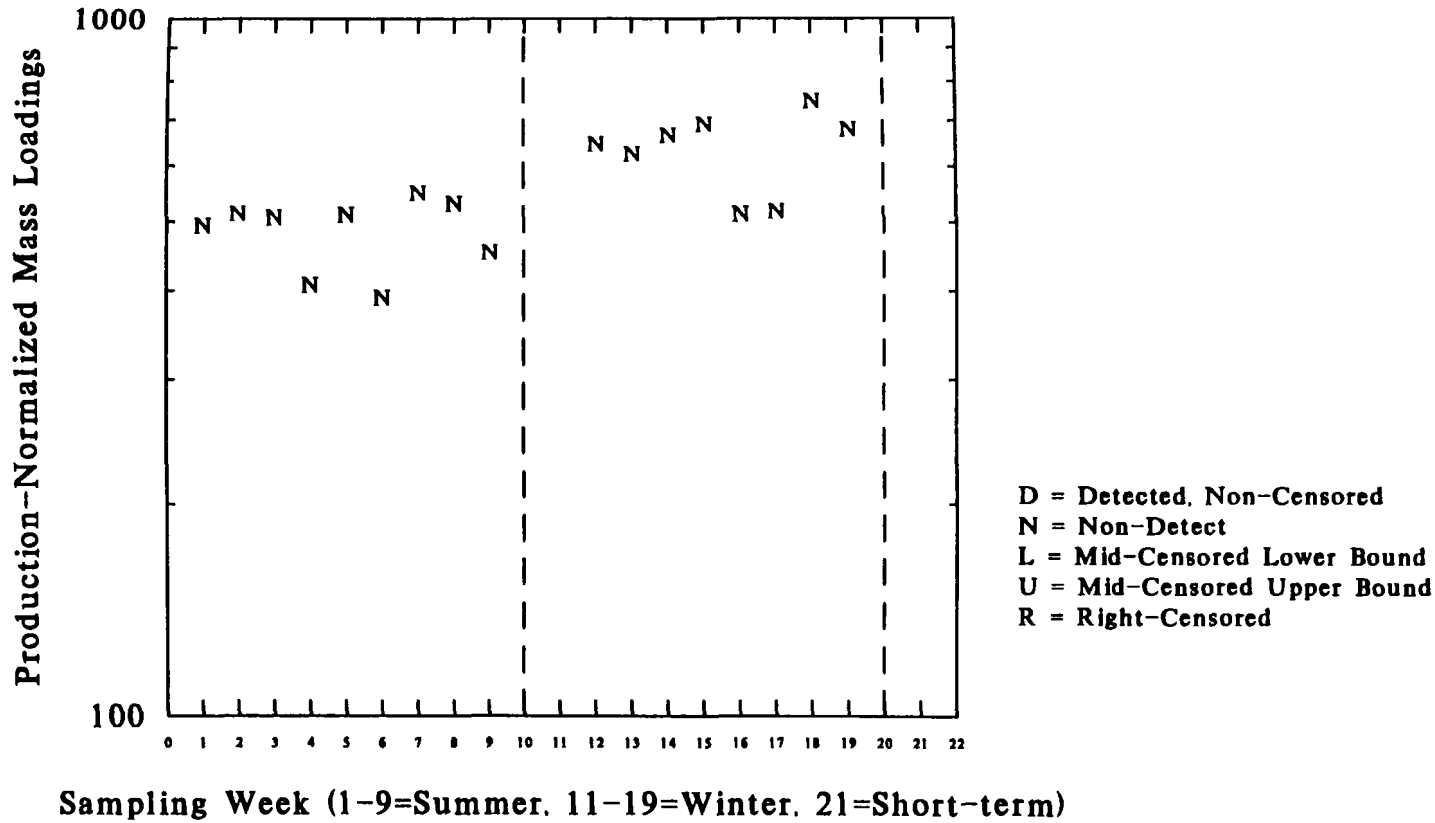

Figure M1-103. Time Plot for Pentachlorophenol (MG/KKG)
Subcategory=DS, Option=1, Stream=ACID

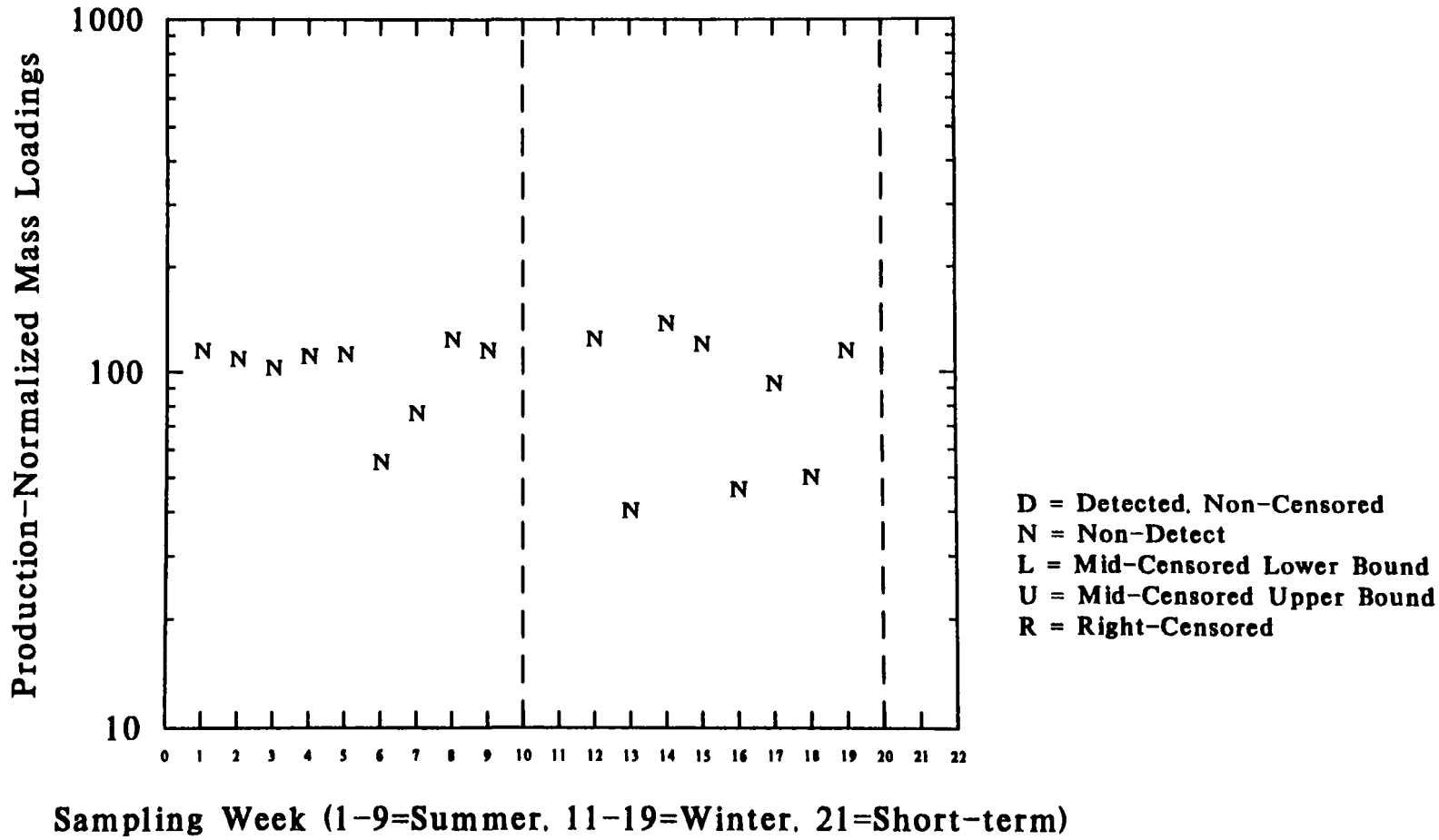

Figure M1-104. Time Plot for Pentachlorophenol (MG/KKG)
Subcategory=DS, Option=1, Stream=ALK

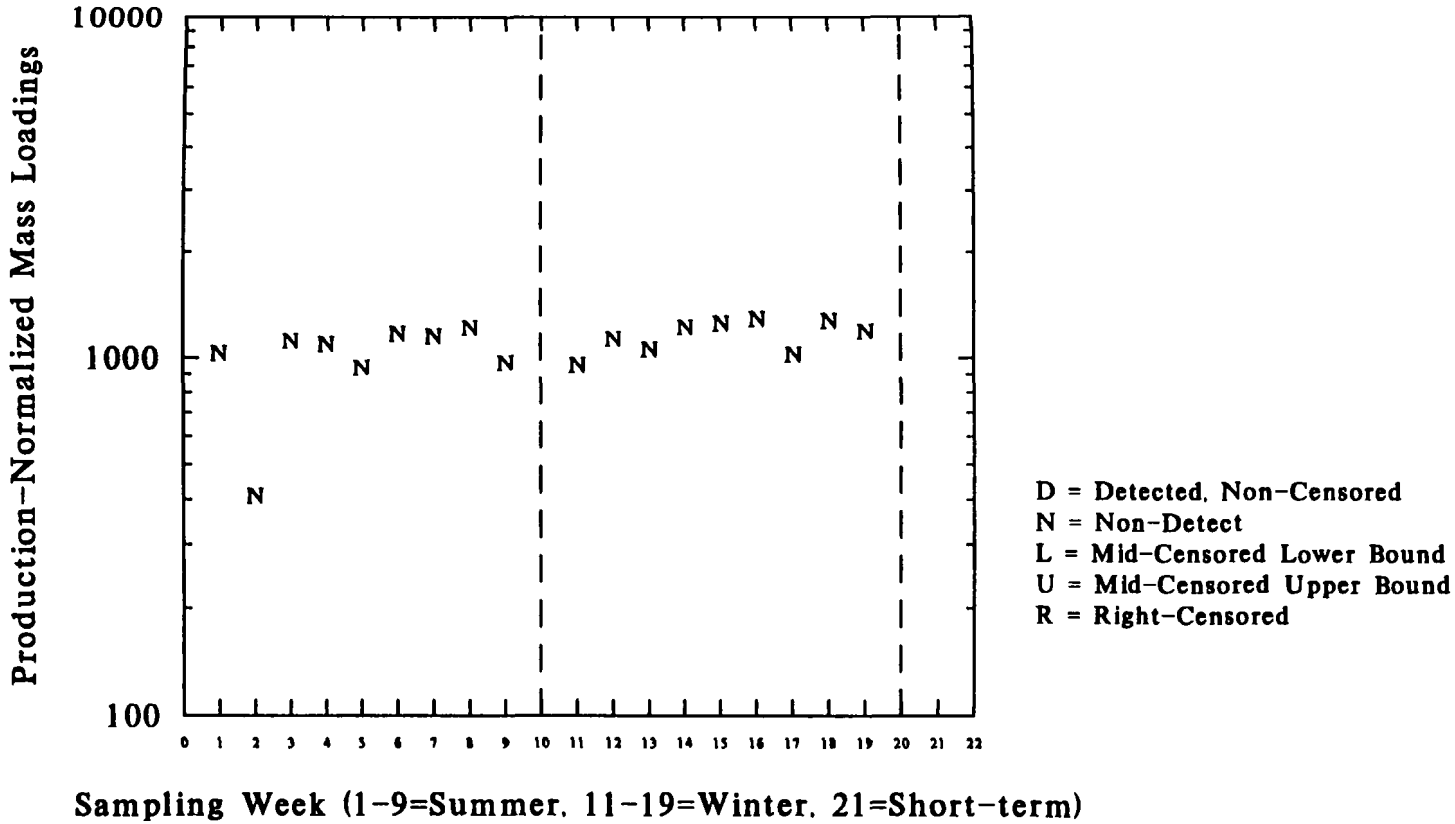

Figure M1-105. Time Plot for Pentachlorophenol (MG/KKG)
Subcategory=DS, Option=1, Stream=FE

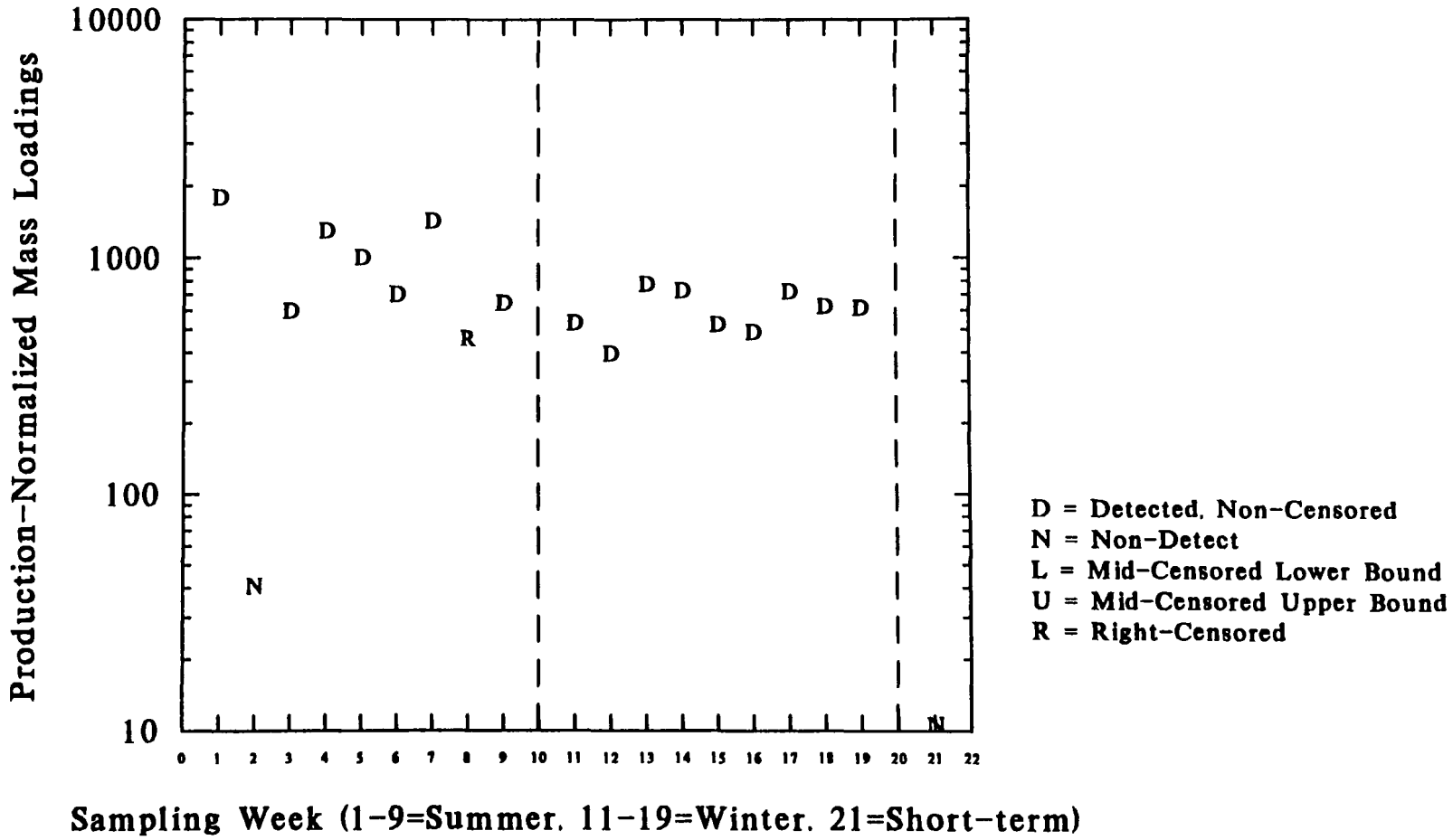

Figure M1-106. Time Plot for 2,4,6-Trichlorophenol (MG/KKG)
Subcategory=BPK, Option=3, Stream=ACID

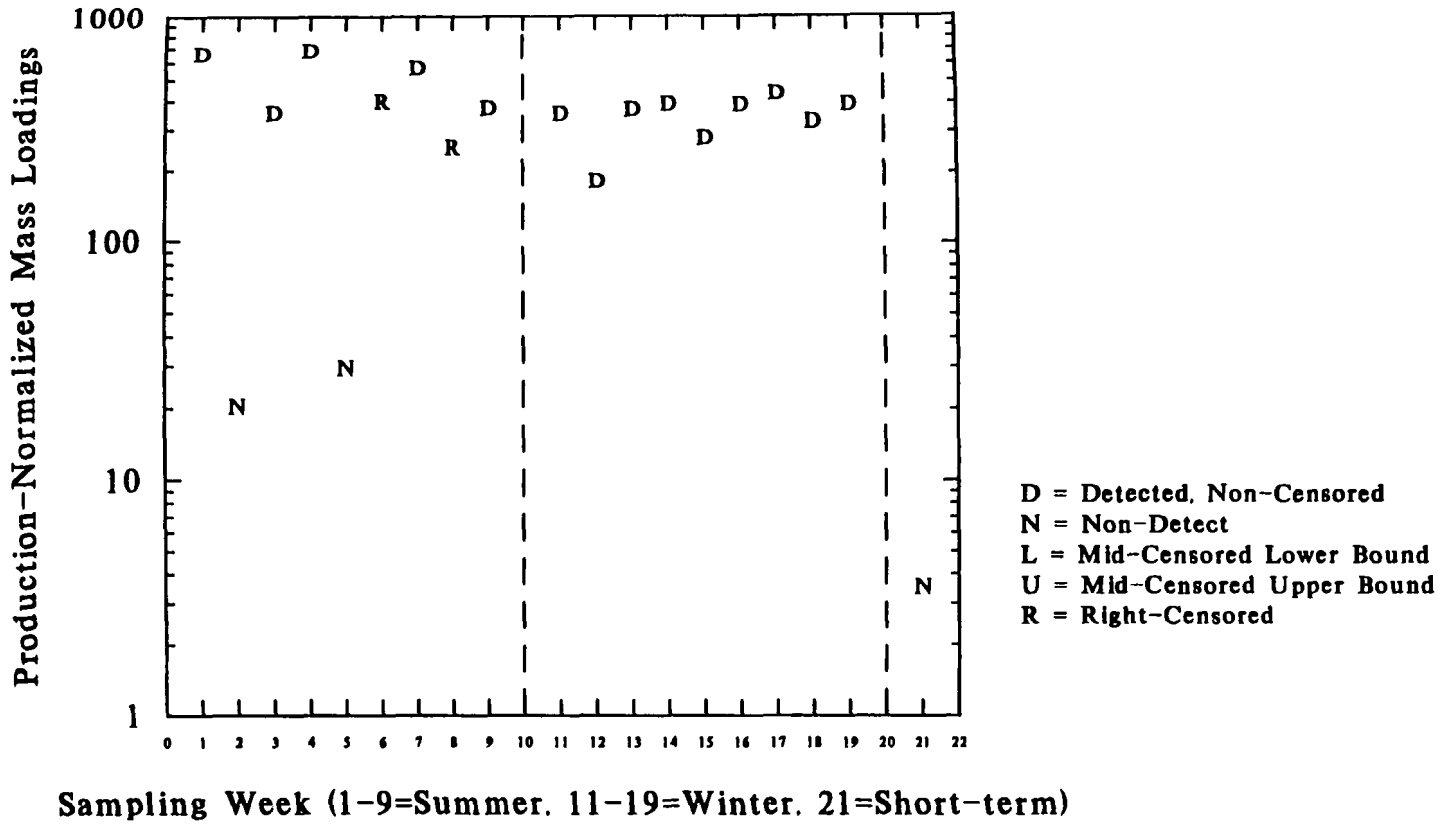

Figure M1-107. Time Plot for 2,4,6-Trichlorophenol (MG/KKG)
Subcategory=BPK, Option=3, Stream=ALK

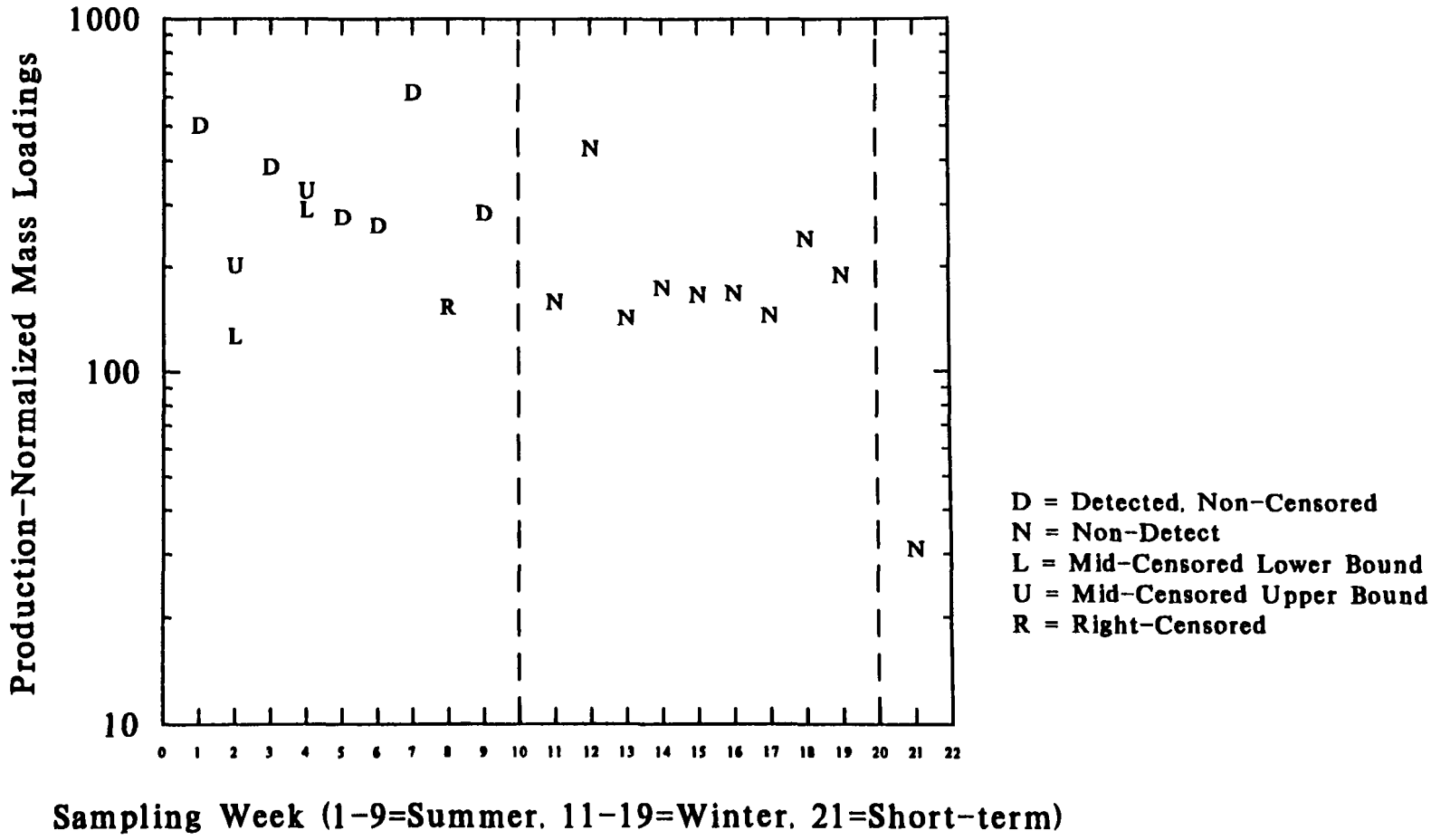

Figure M1-108. Time Plot for 2,4,6-Trichlorophenol (MG/KKG)
Subcategory=BPK, Option=3, Stream=FE

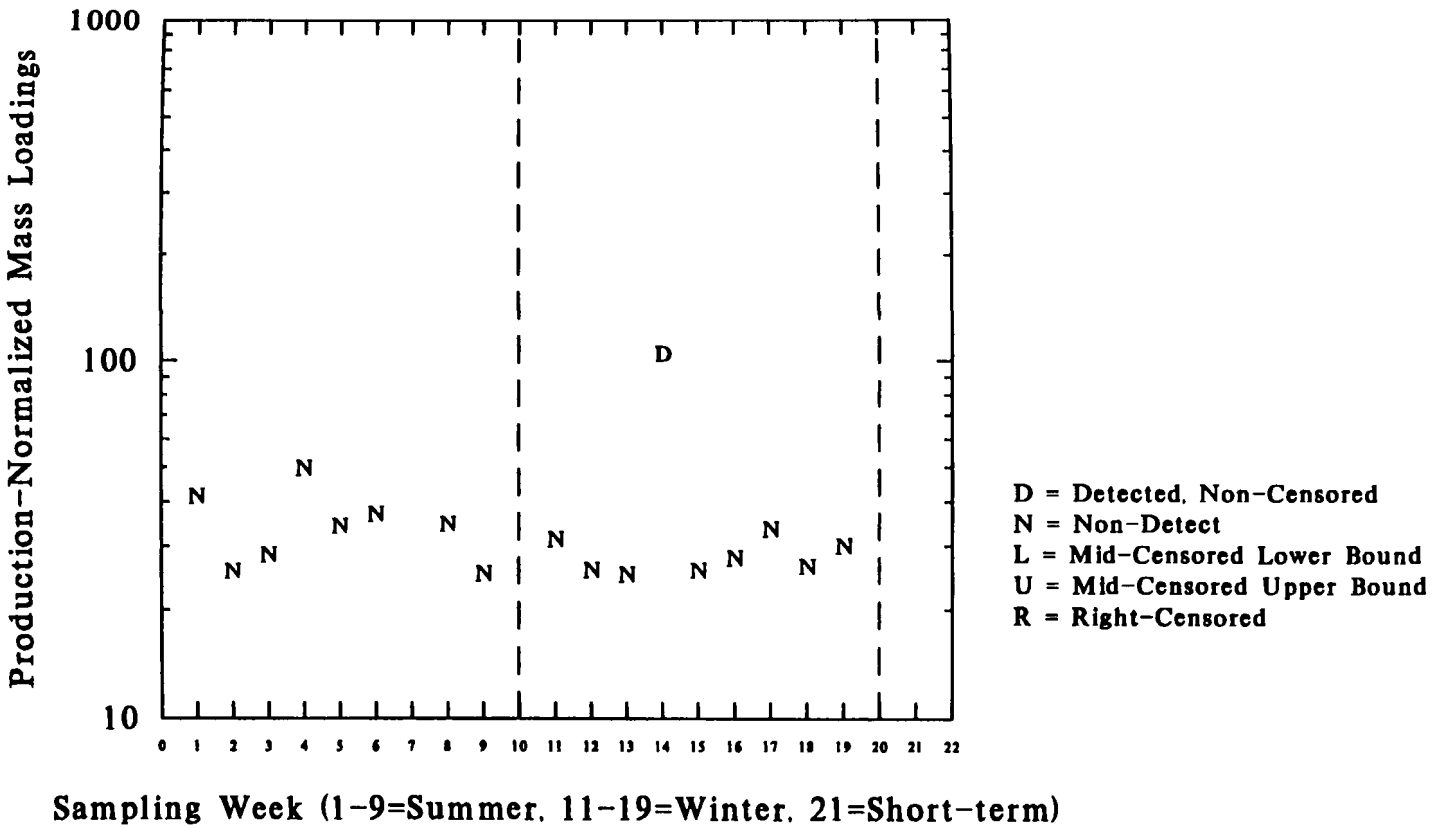

Figure M1-109. Time Plot for 2,4,6-Trichlorophenol (MG/KKG)
Subcategory=BPK, Option=4, Stream=ACID

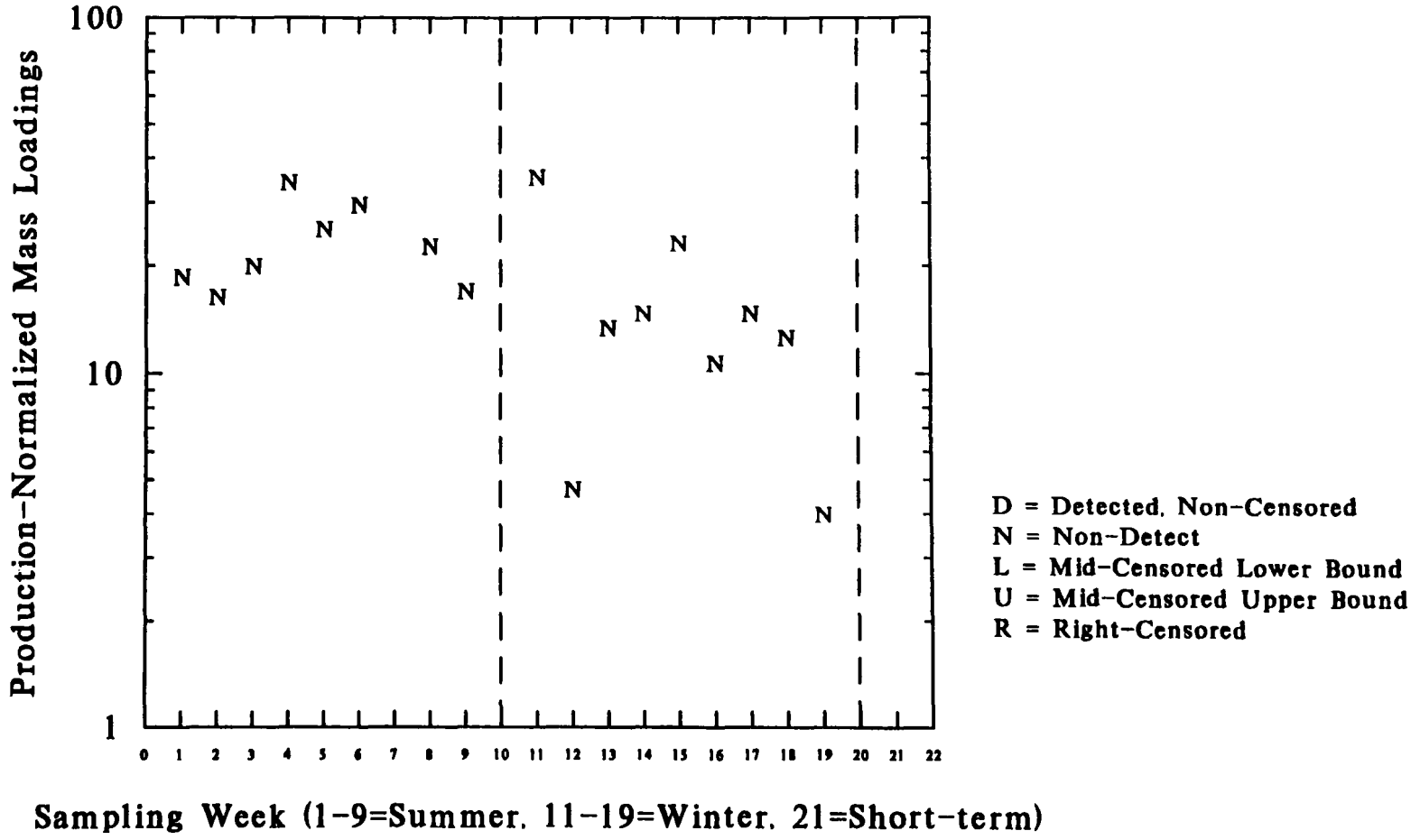

Figure M1-110. Time Plot for 2,4,6-Trichlorophenol (MG/KKG)
Subcategory=BPK, Option=4, Stream=ALK

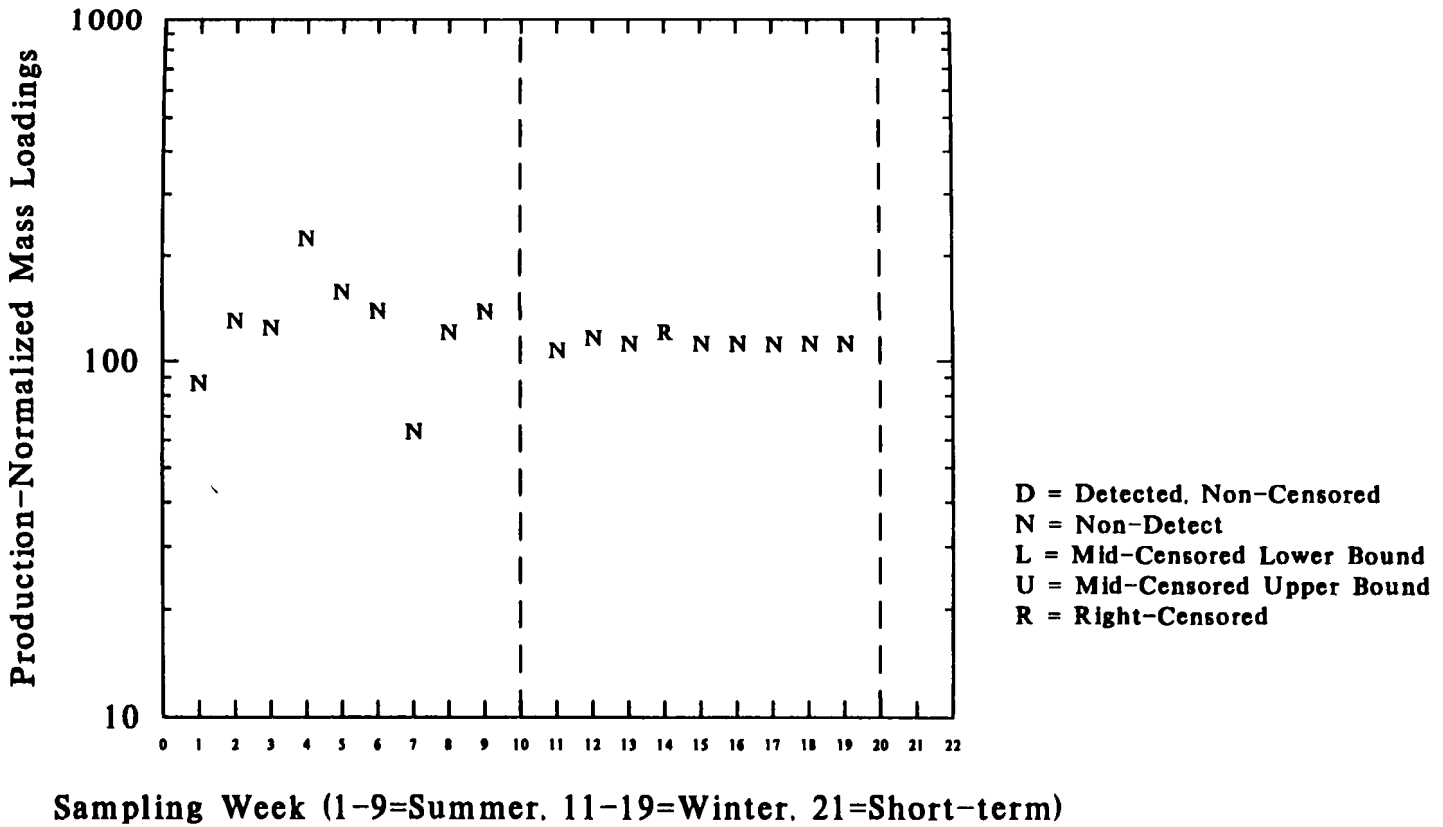

Figure M1-111. Time Plot for 2,4,6-Trichlorophenol (MG/KKG)
Subcategory=BPK, Option=4, Stream=FE

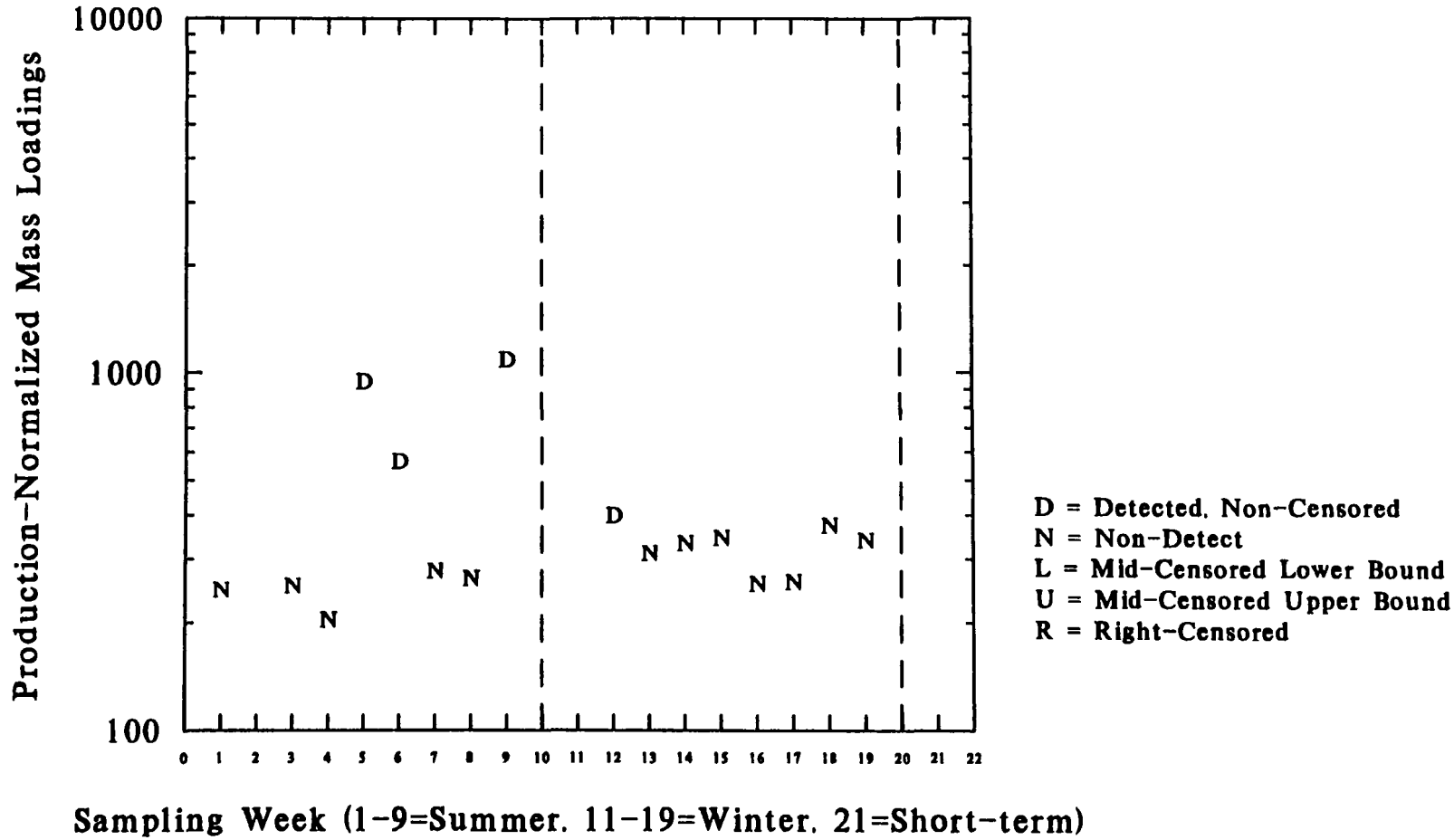

Figure M1-112. Time Plot for 2,4,6-Trichlorophenol (MG/KKG)
Subcategory=DS, Option=1, Stream=ACID

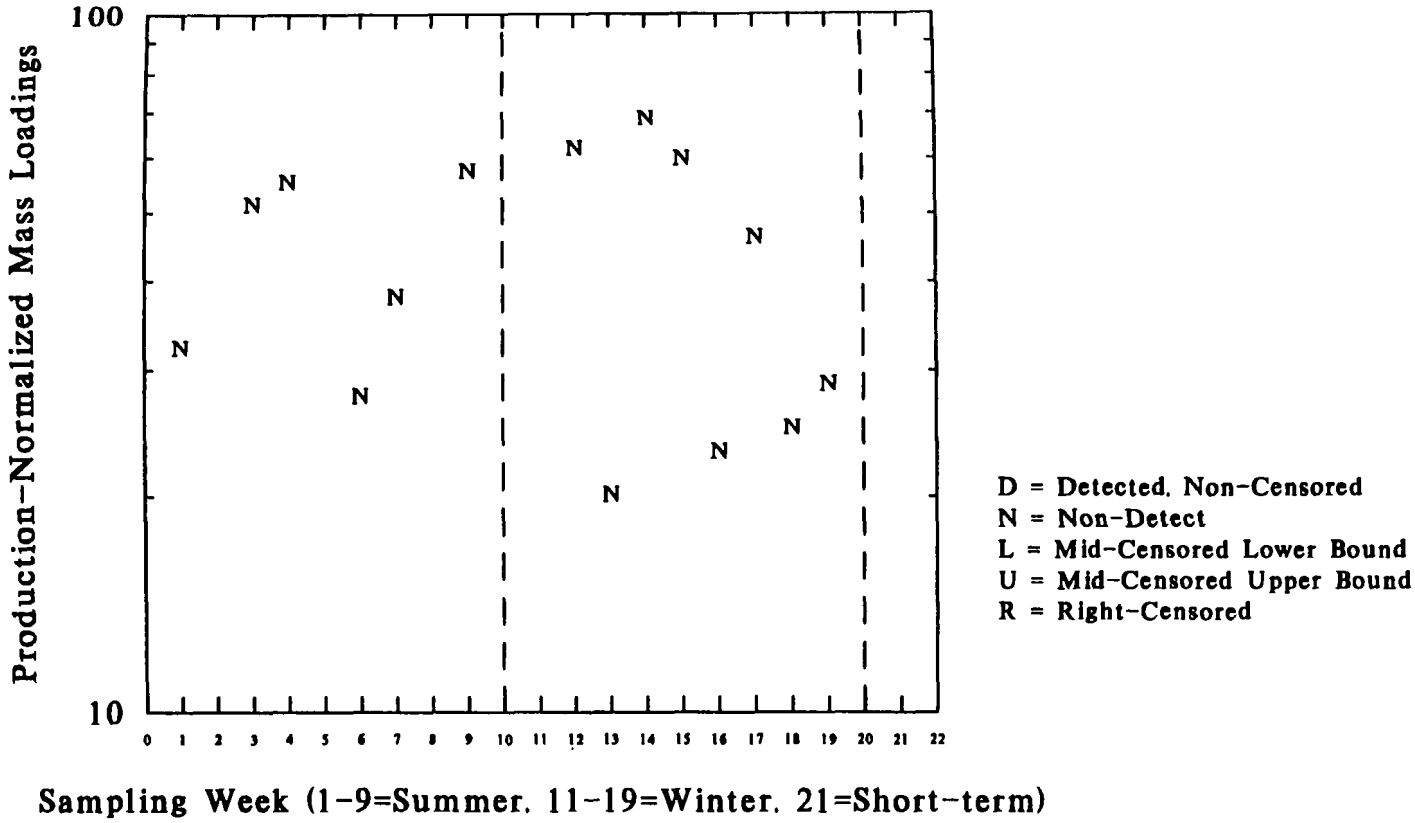

Figure M1-113. Time Plot for 2,4,6-Trichlorophenol (MG/KKG)
Subcategory=DS, Option=1, Stream=ALK

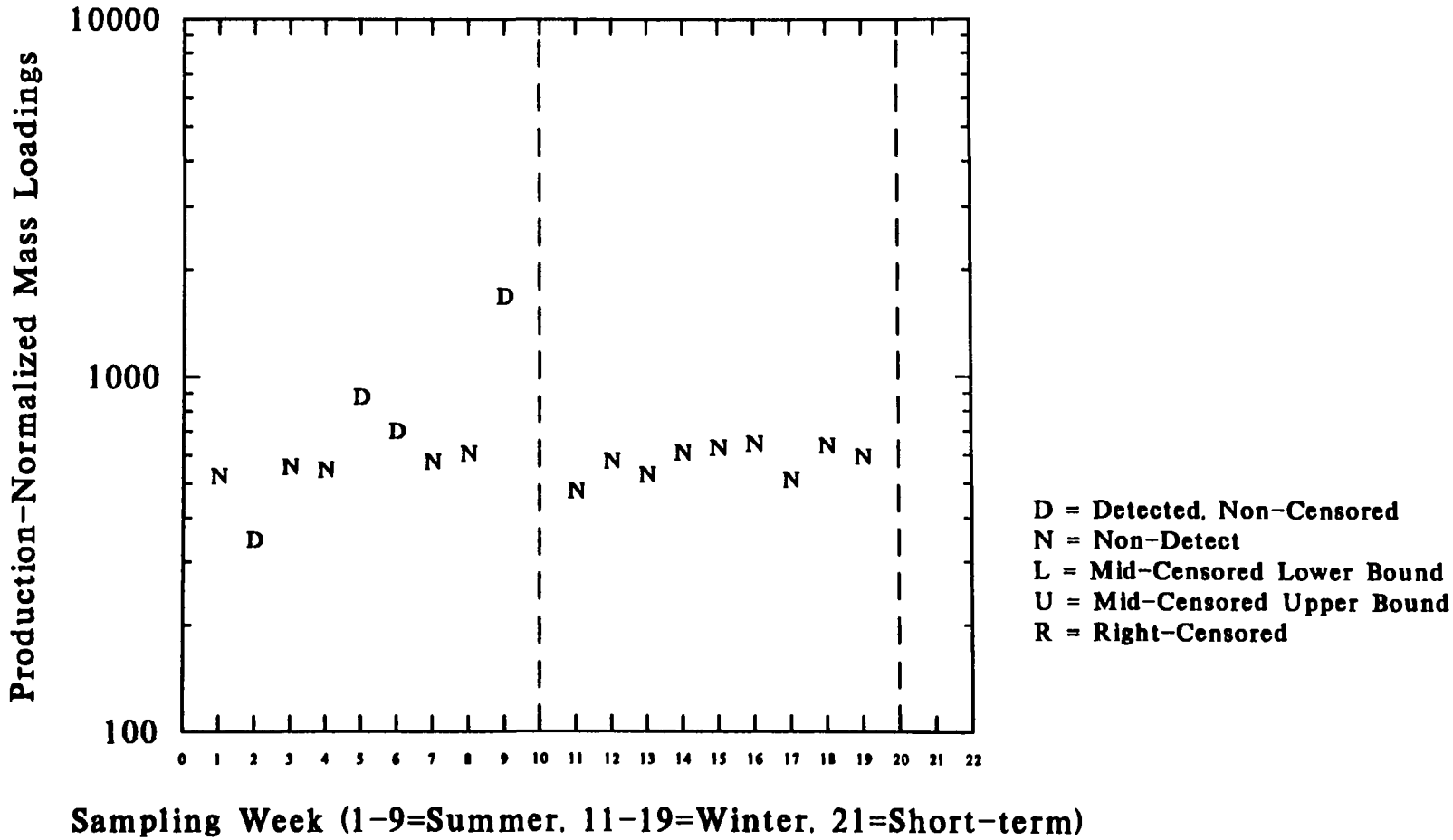

Figure M1-114. Time Plot for 2,4,6-Trichlorophenol (MG/KKG)
Subcategory=DS, Option=1, Stream=FE

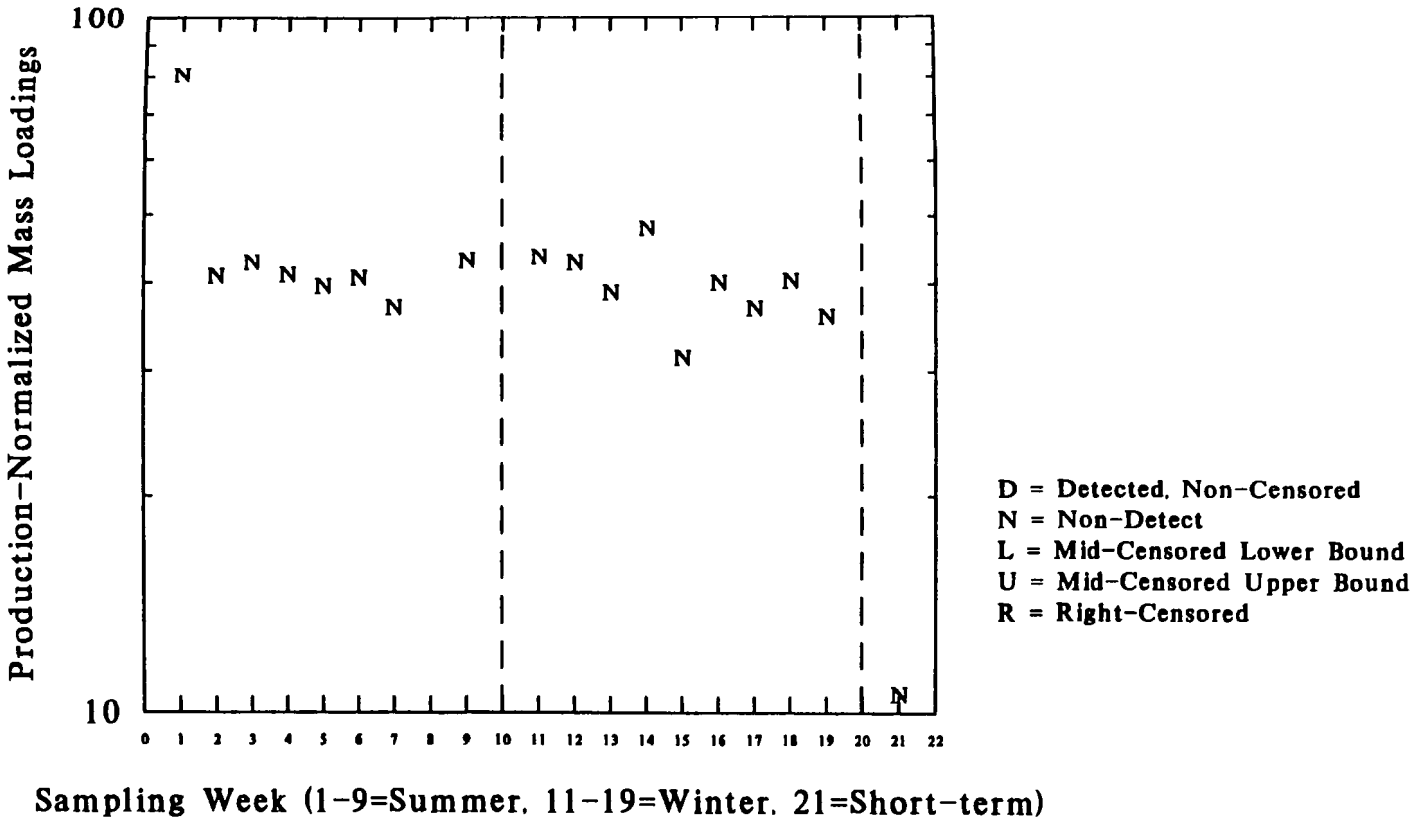

Figure M1-115. Time Plot for 2,4,5-Trichlorophenol (MG/KKG)
Subcategory=BPK, Option=3, Stream=ACID

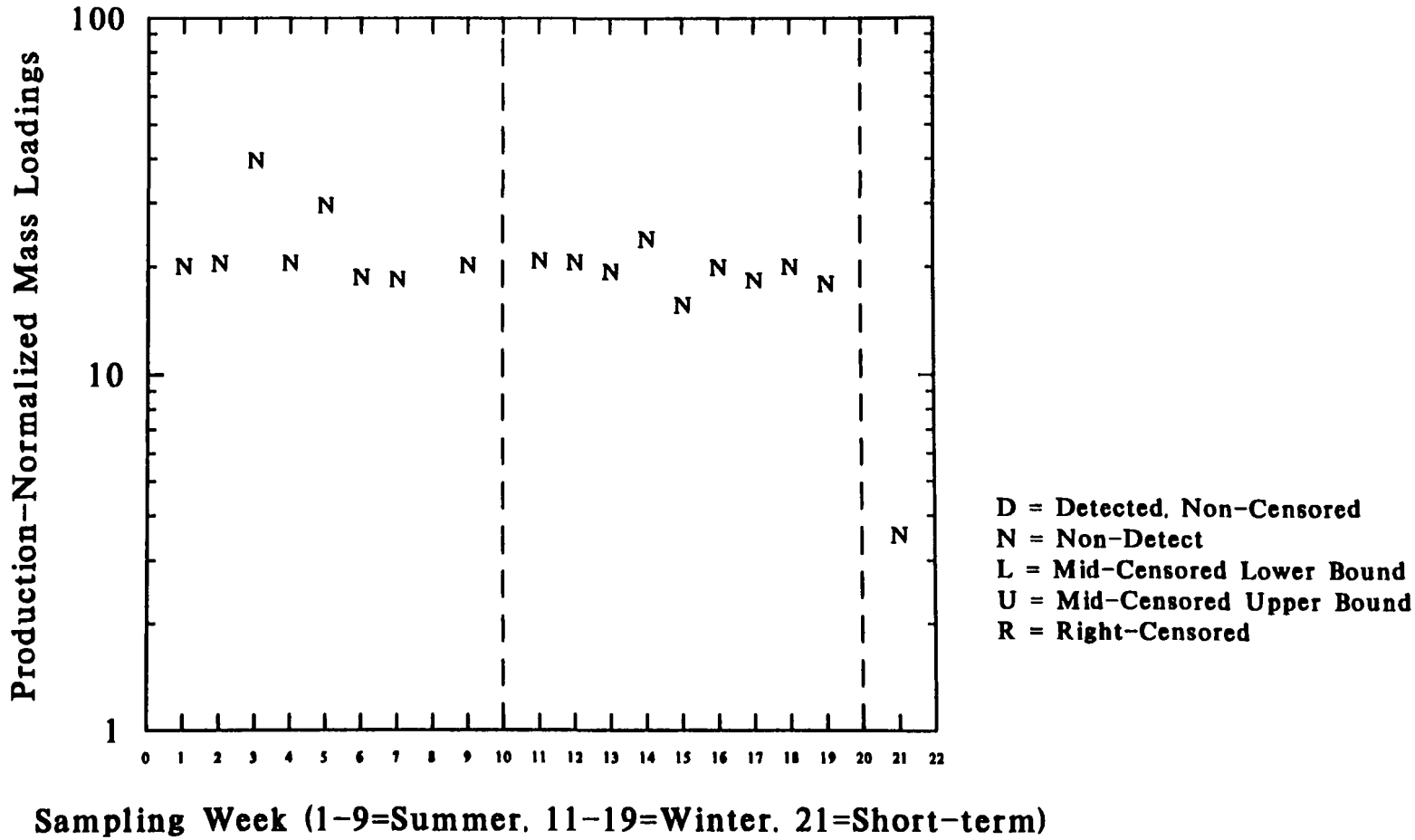

Figure M1-116. Time Plot for 2,4,5-Trichlorophenol (MG/KKG)
Subcategory=BPK, Option=3, Stream=ALK

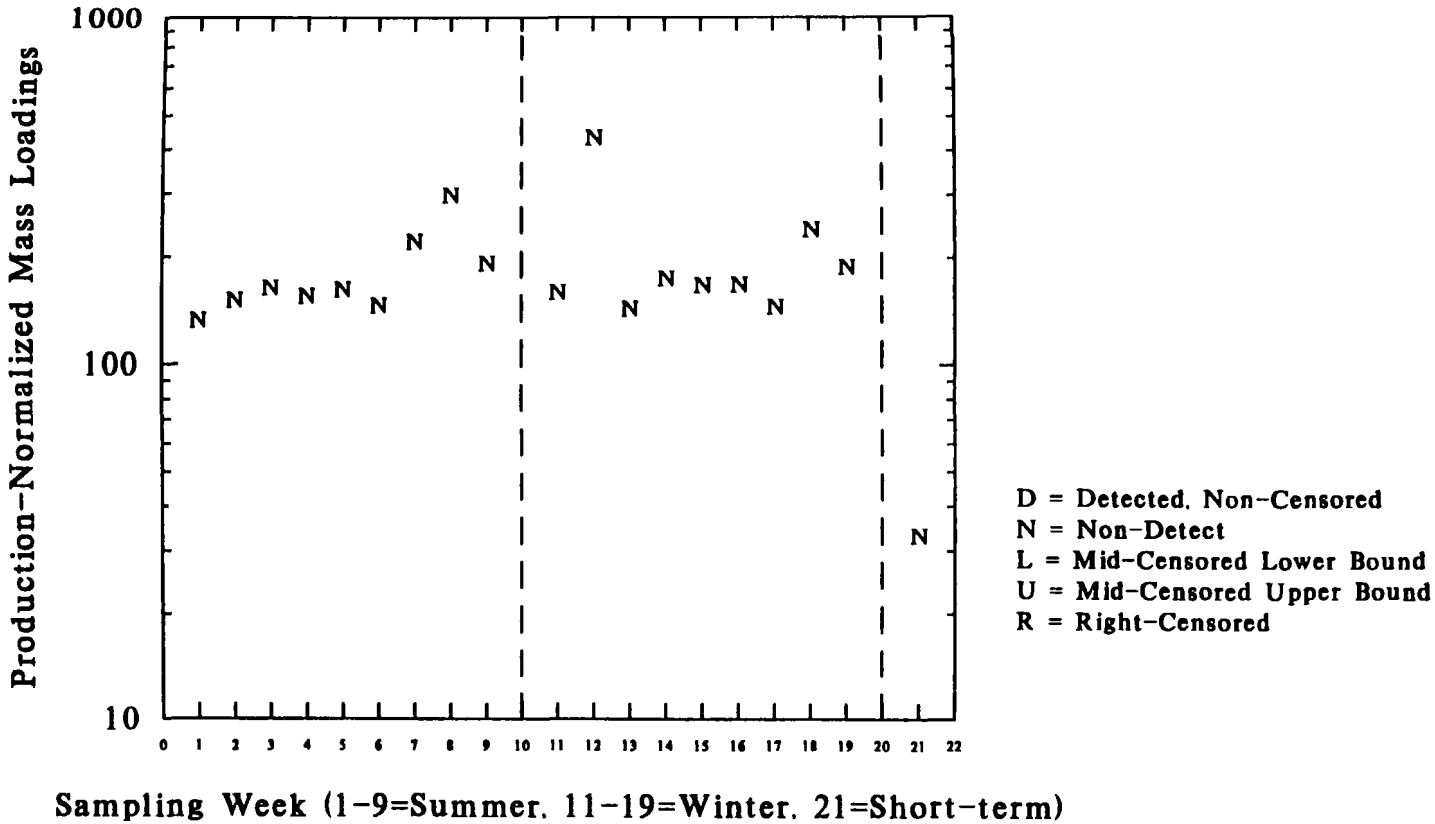

Figure M1-117. Time Plot for 2,4,5-Trichlorophenol (MG/KKG)
Subcategory=BPK, Option=3, Stream=FE

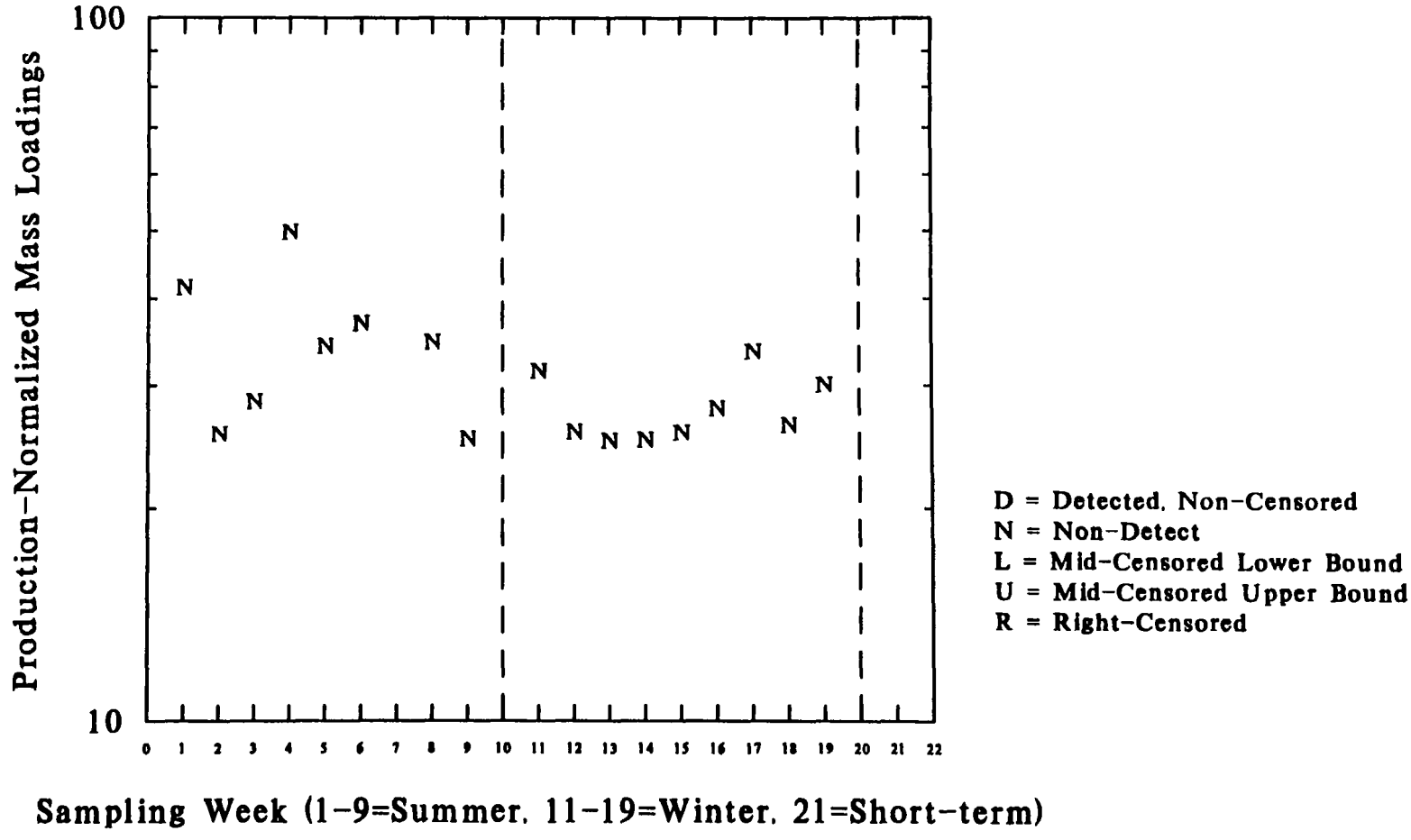

Figure M1-118. Time Plot for 2,4,5-Trichlorophenol (MG/KKG)
Subcategory=BPK, Option=4, Stream=ACID

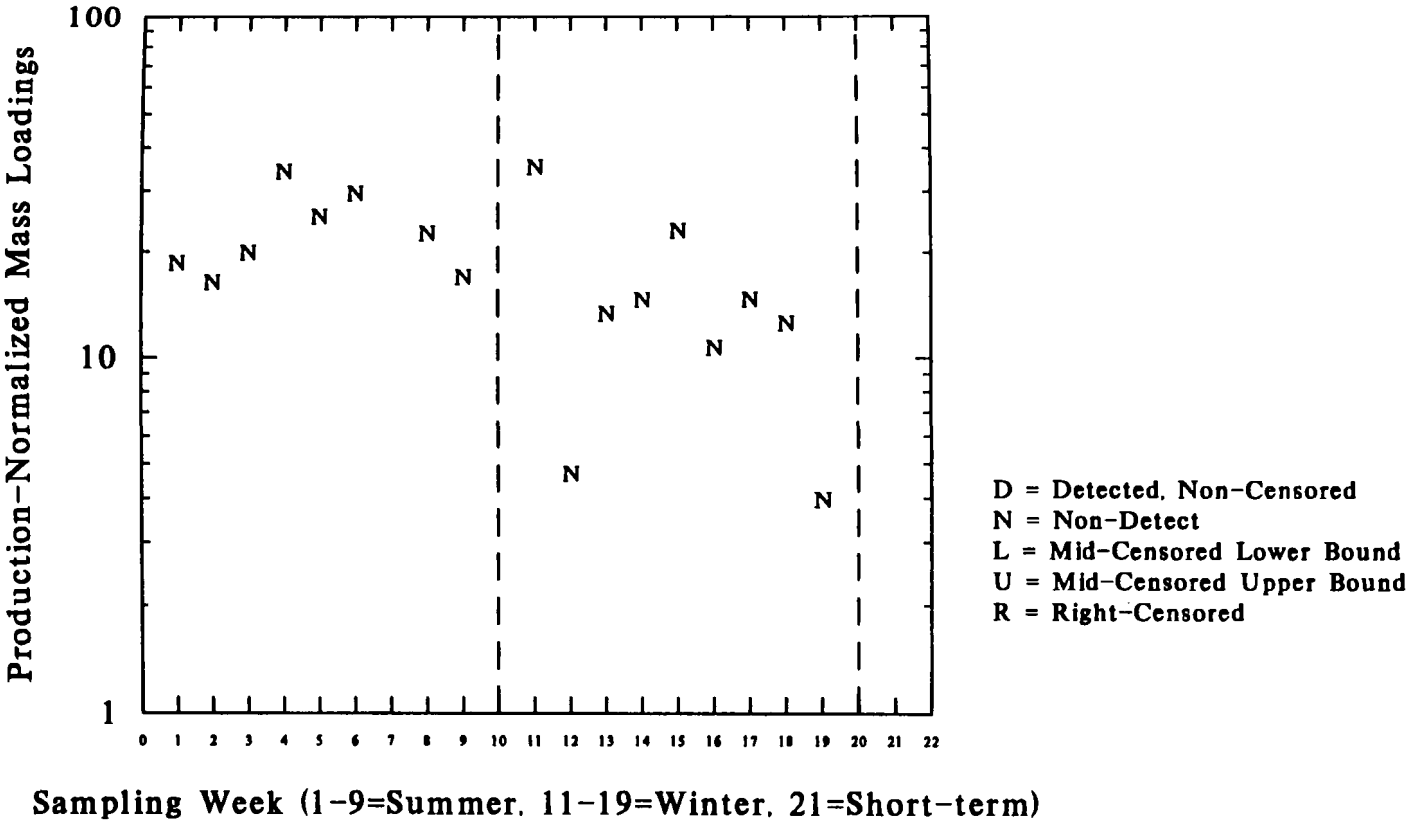

Figure M1-119. Time Plot for 2,4,5-Trichlorophenol (MG/KKG)
Subcategory=BPK, Option=4, Stream=ALK

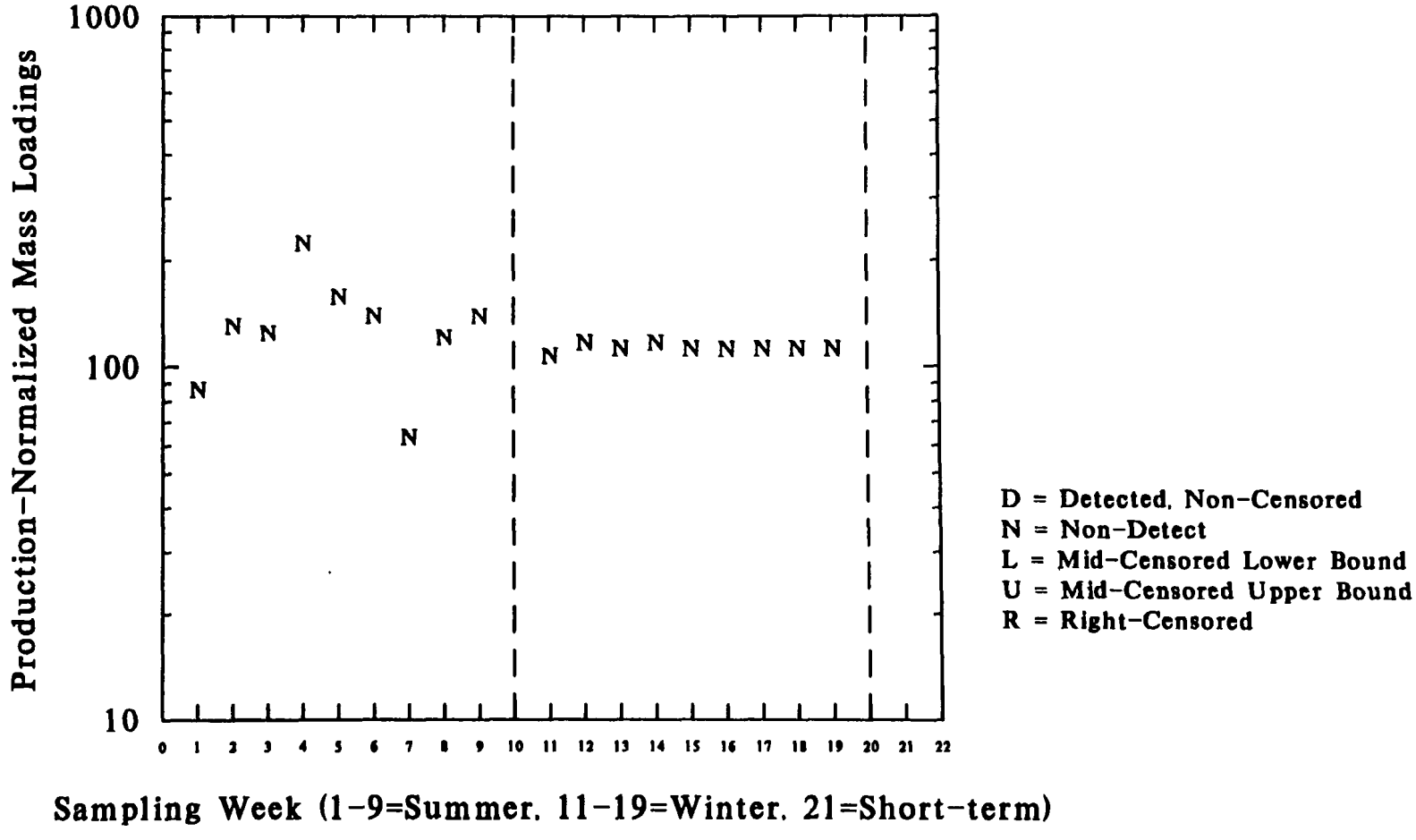

Figure M1-120. Time Plot for 2,4,5-Trichlorophenol (MG/KKG)
Subcategory=BPK, Option=4, Stream=FE

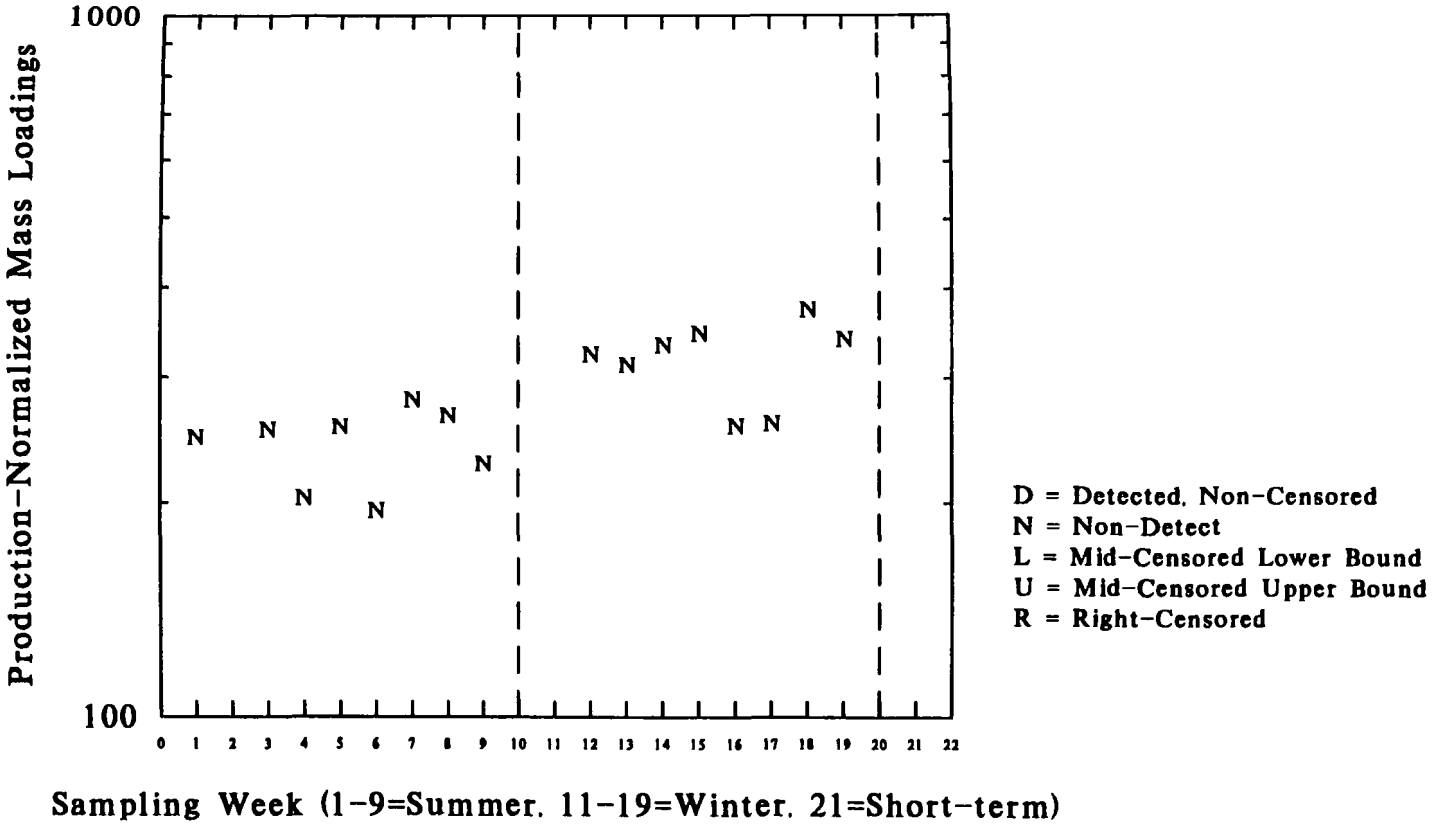

Figure M1-121. Time Plot for 2,4,5-Trichlorophenol (MG/KKG)
Subcategory=DS, Option=1, Stream=ACID

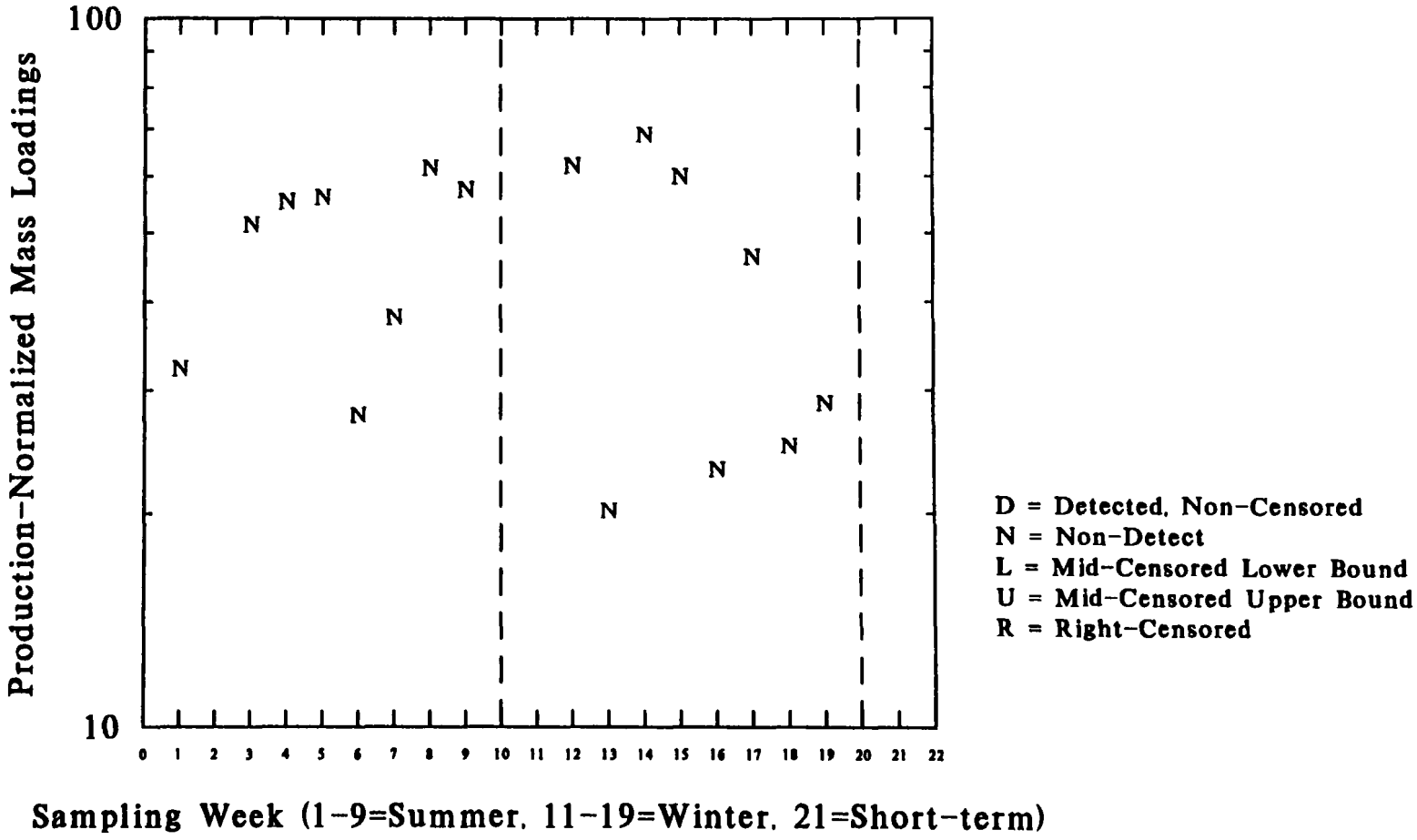

Figure M1-122. Time Plot for 2,4,5-Trichlorophenol (MG/KKG)
Subcategory=DS, Option=1, Stream=ALK

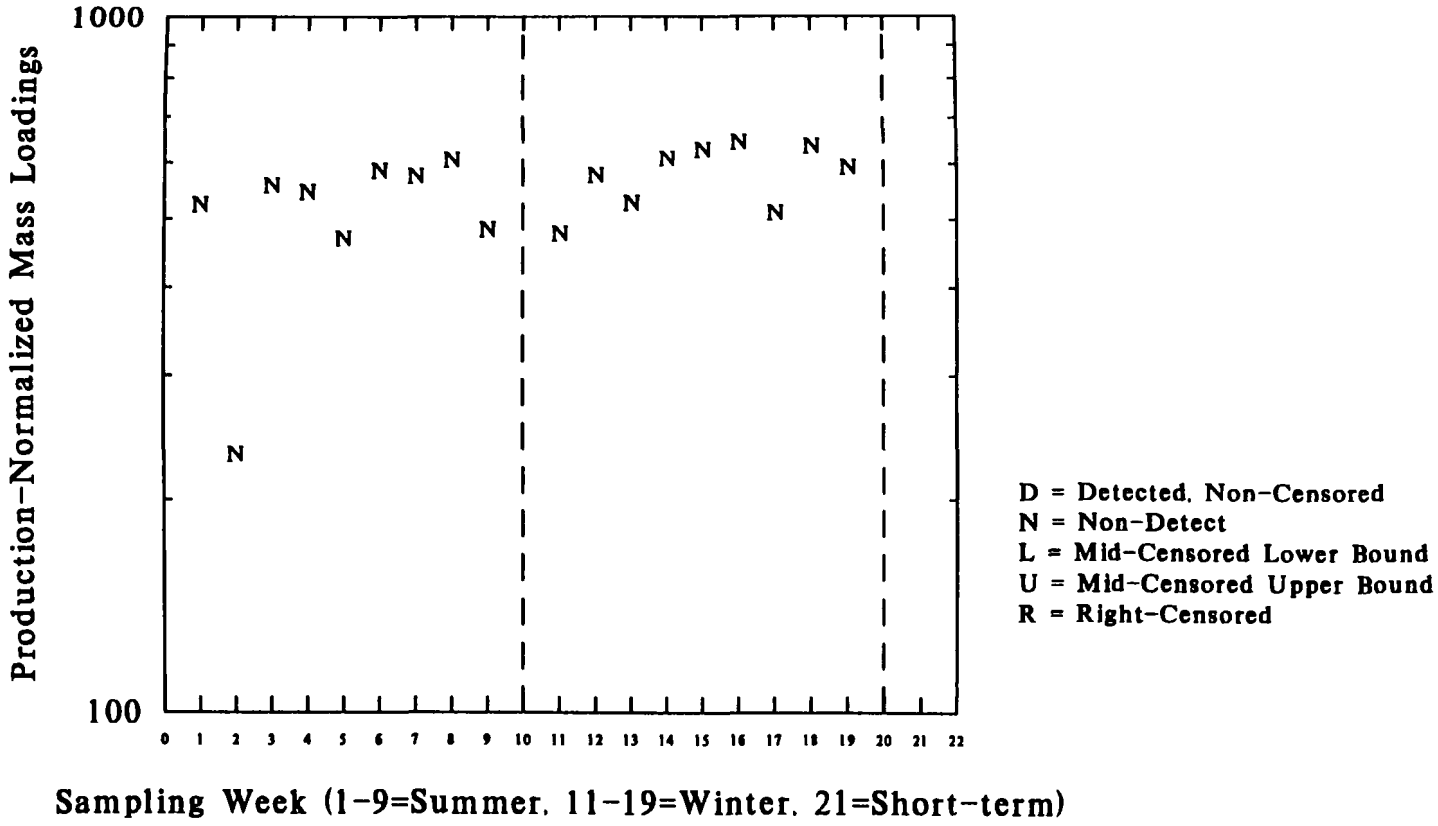

Figure M1-123. Time Plot for 2,4,5-Trichlorophenol (MG/KKG)
Subcategory=DS, Option=1, Stream=FE

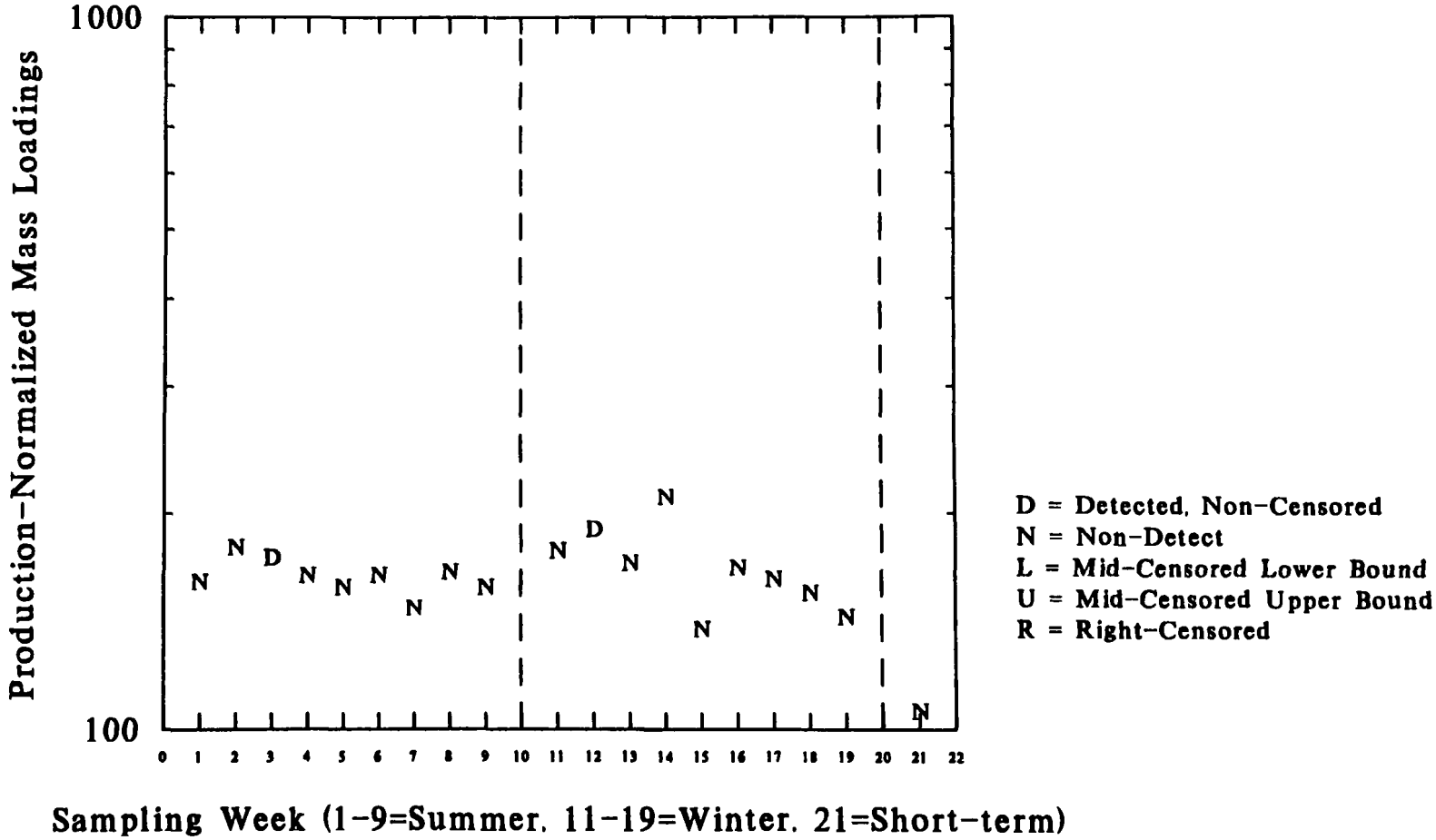

Figure M1-124. Time Plot for TCDD (NG/KKG)
Subcategory=BPK, Option=3, Stream=ACID

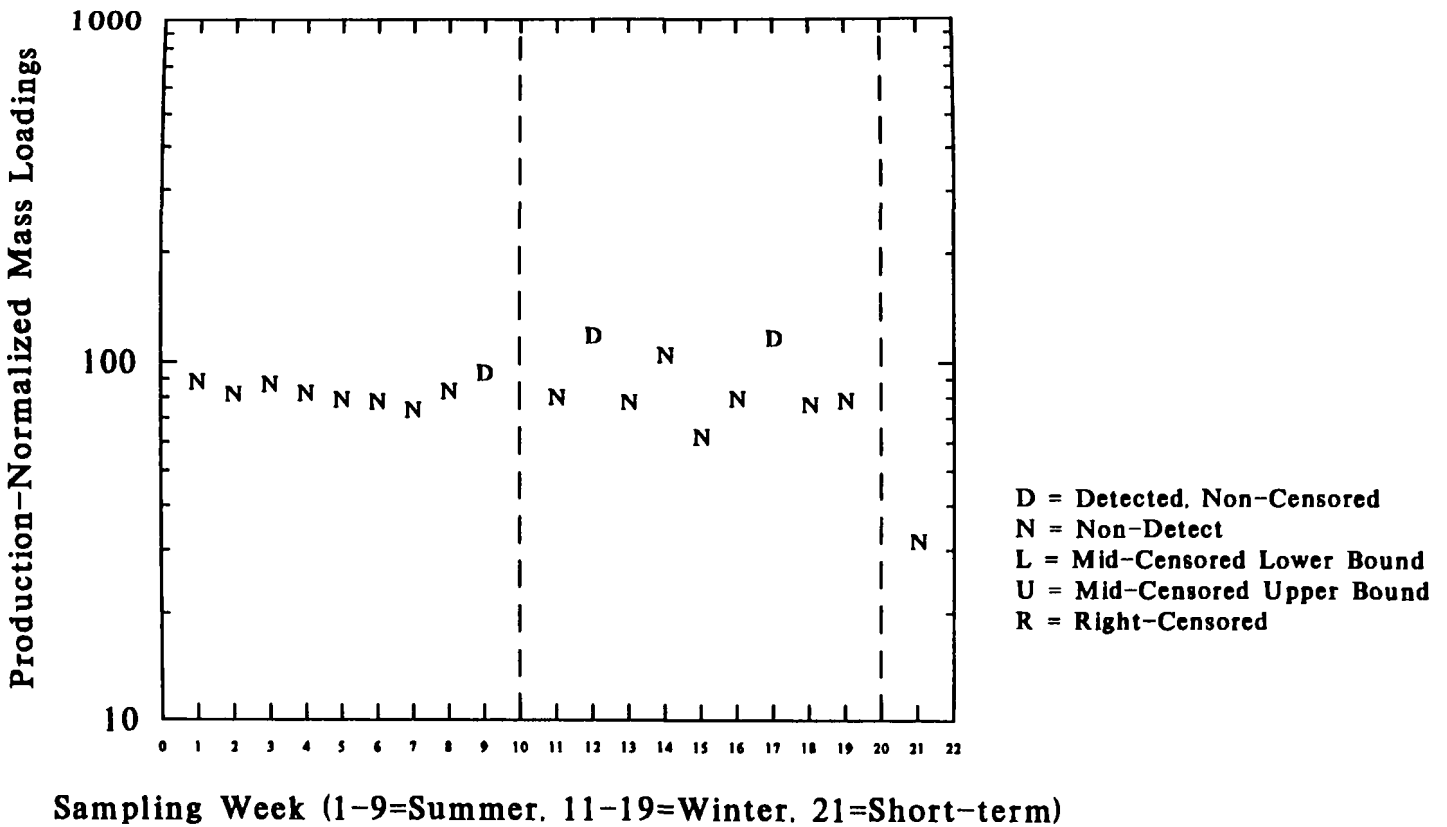

Figure M1-125. Time Plot for TCDD (NG/KKG)
Subcategory=BPK, Option=3, Stream=ALK

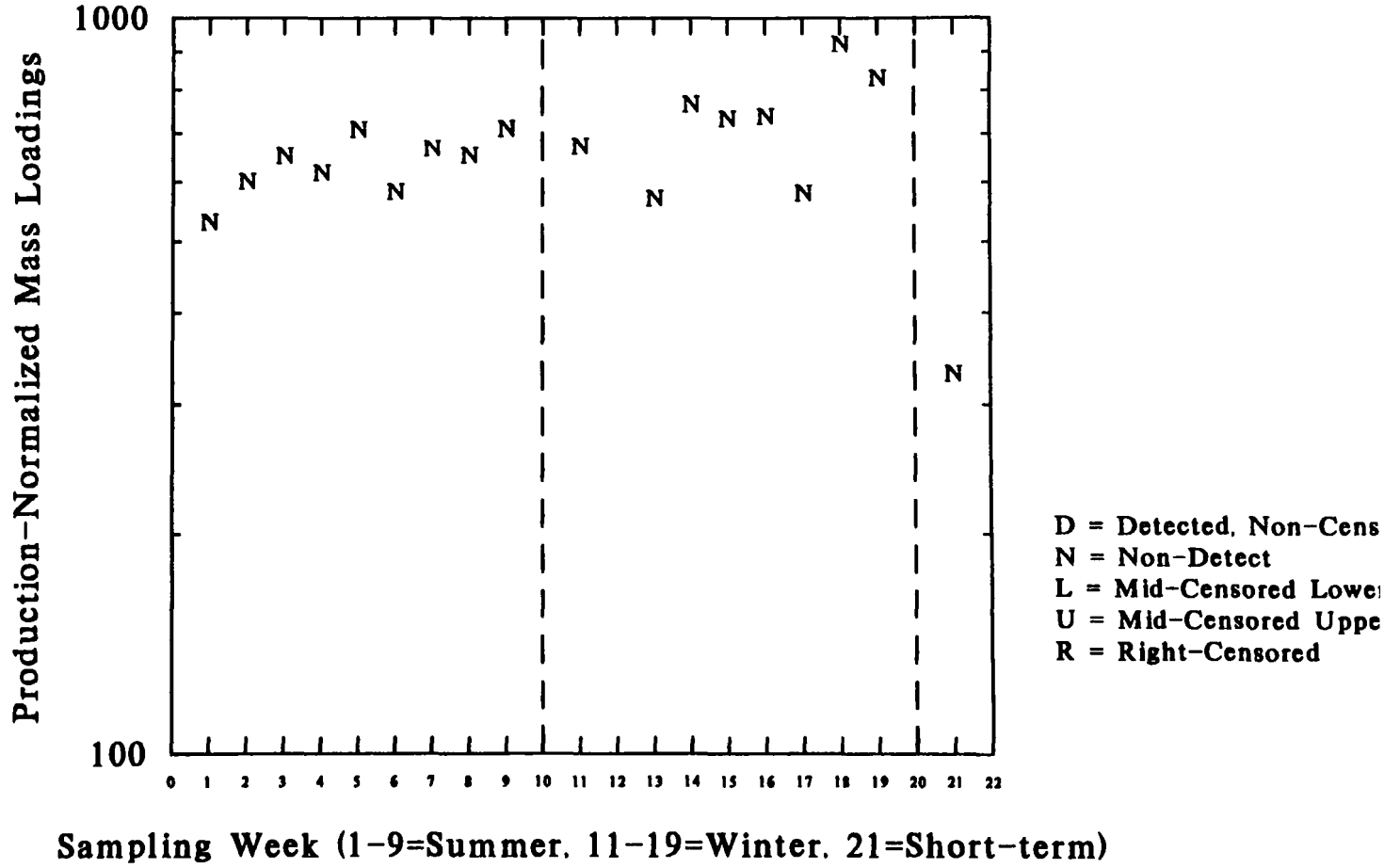

Figure M1-126. Time Plot for TCDD (NG/KKG)
Subcategory=BPK, Option=3, Stream=FE

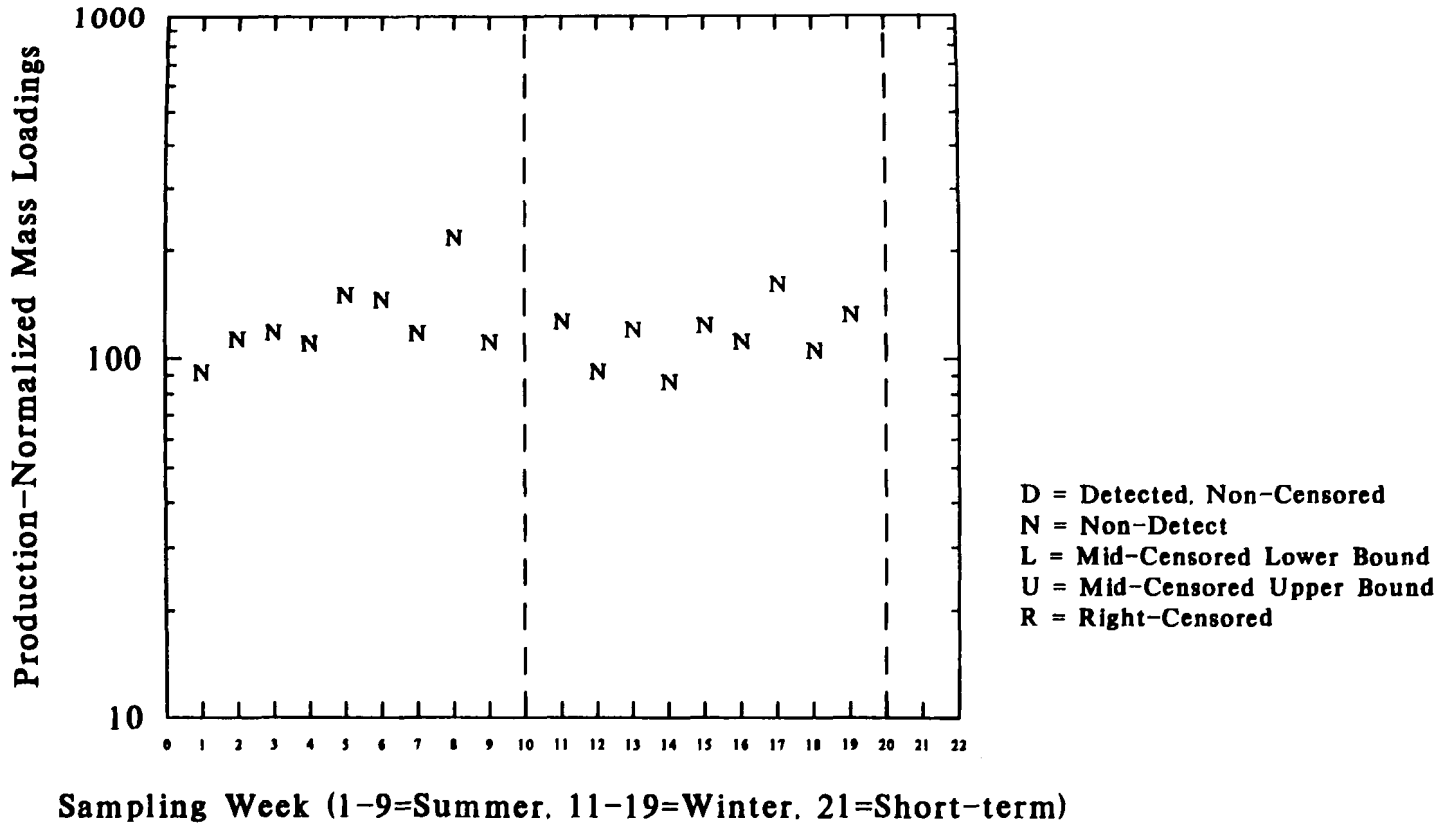

Figure M1-127. Time Plot for TCDD (NG/KKG)
Subcategory=BPK, Option=4, Stream=ACID

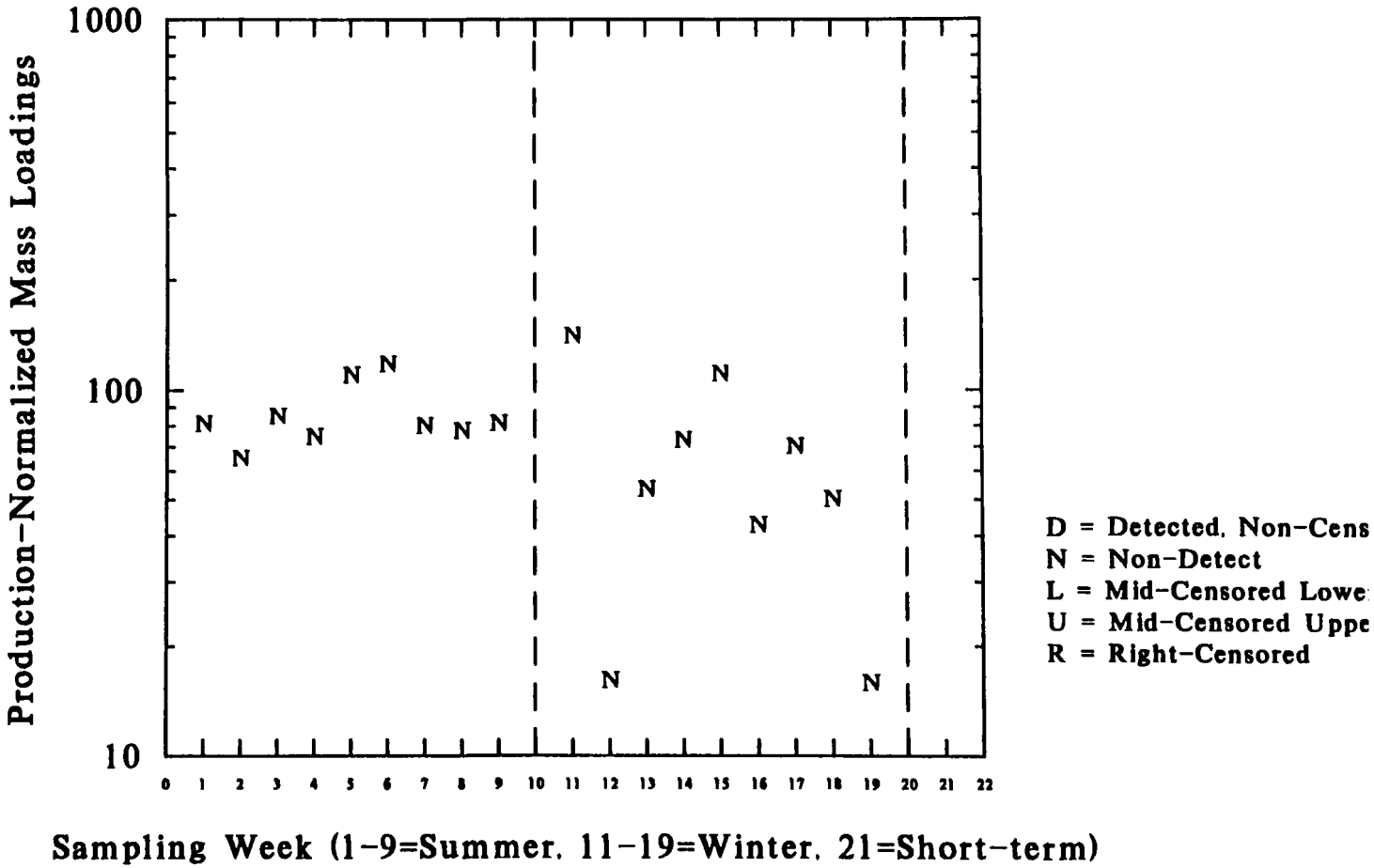

Figure M1-128. Time Plot for TCDD (NG/KKG)
Subcategory=BPK, Option=4, Stream=ALK

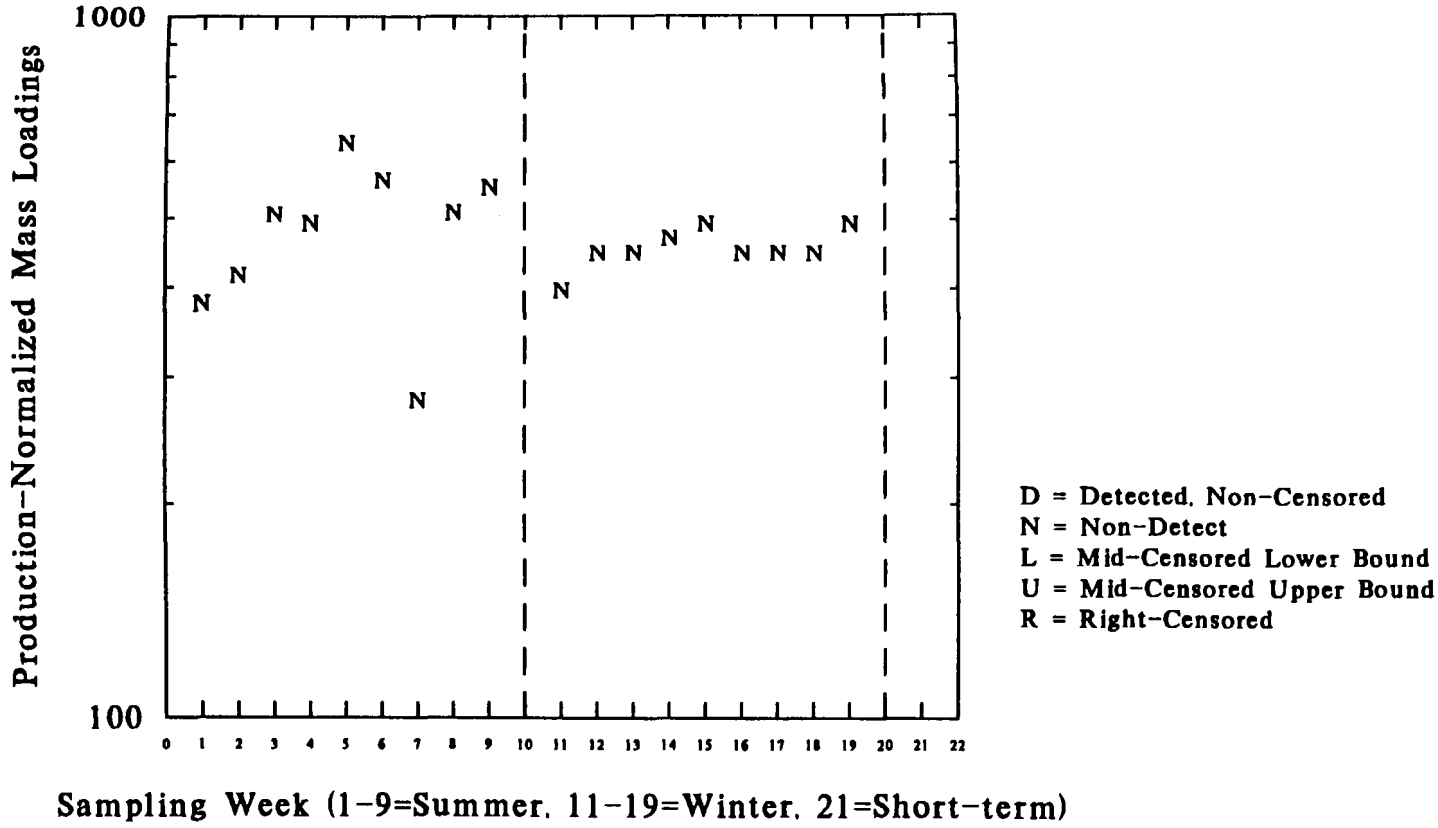

Figure M1-129. Time Plot for TCDD (NG/KKG)
Subcategory=BPK, Option=4, Stream=FE

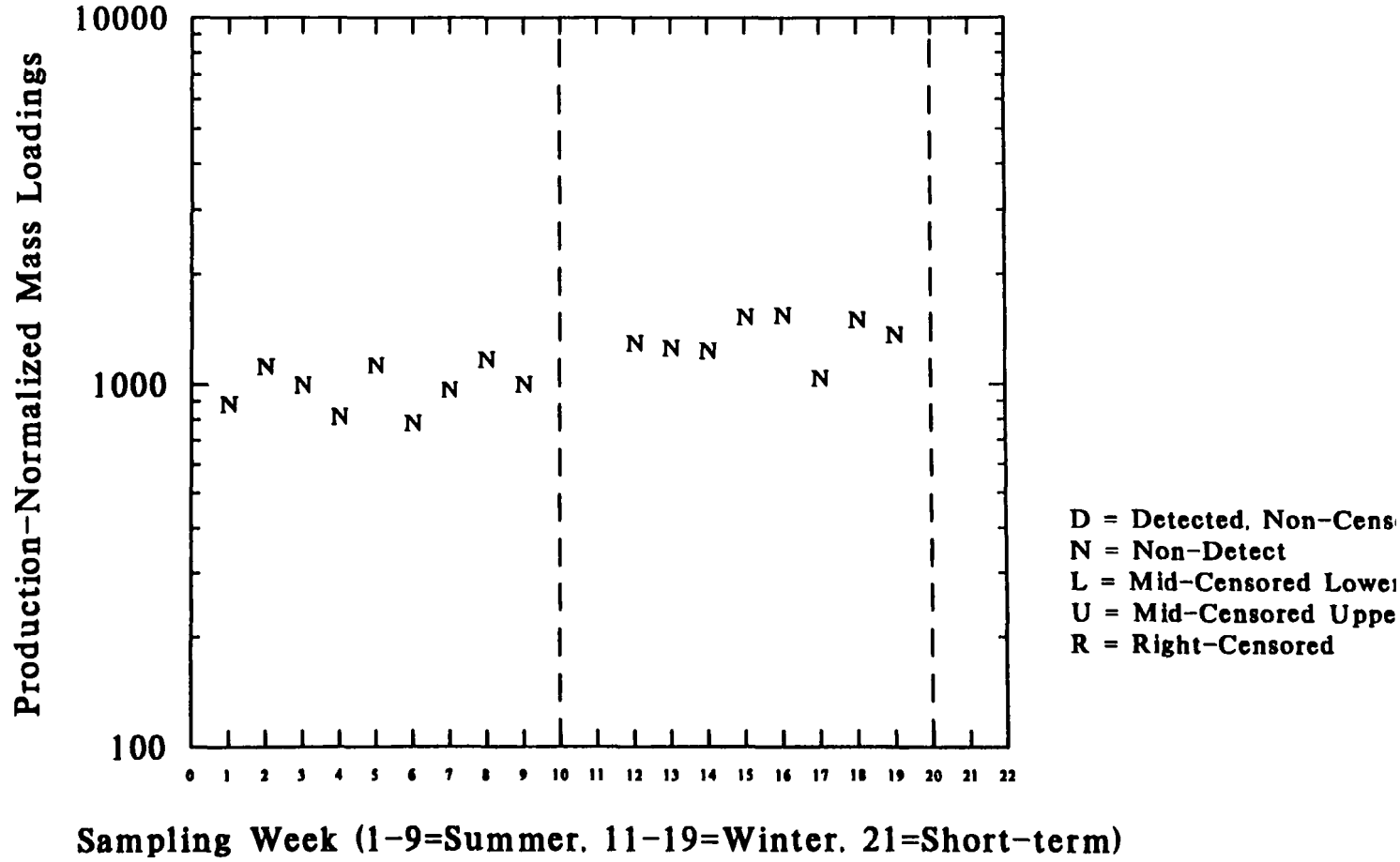

Figure M1-130. Time Plot for TCDD (NG/KKG)
Subcategory=DS, Option=1, Stream=ACID

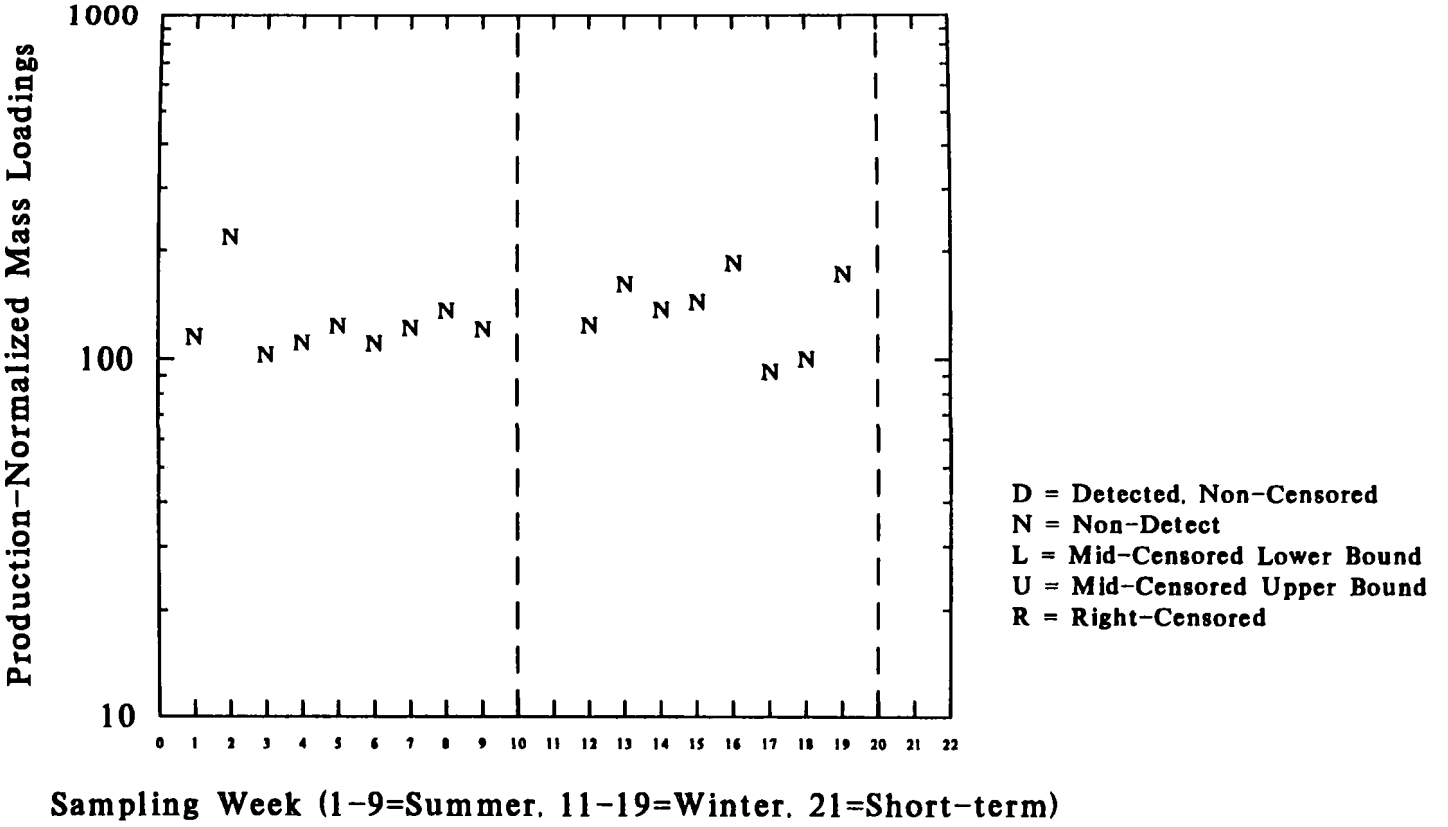

Figure M1-131. Time Plot for TCDD (NG/KKG)
Subcategory=DS, Option=1, Stream=ALK

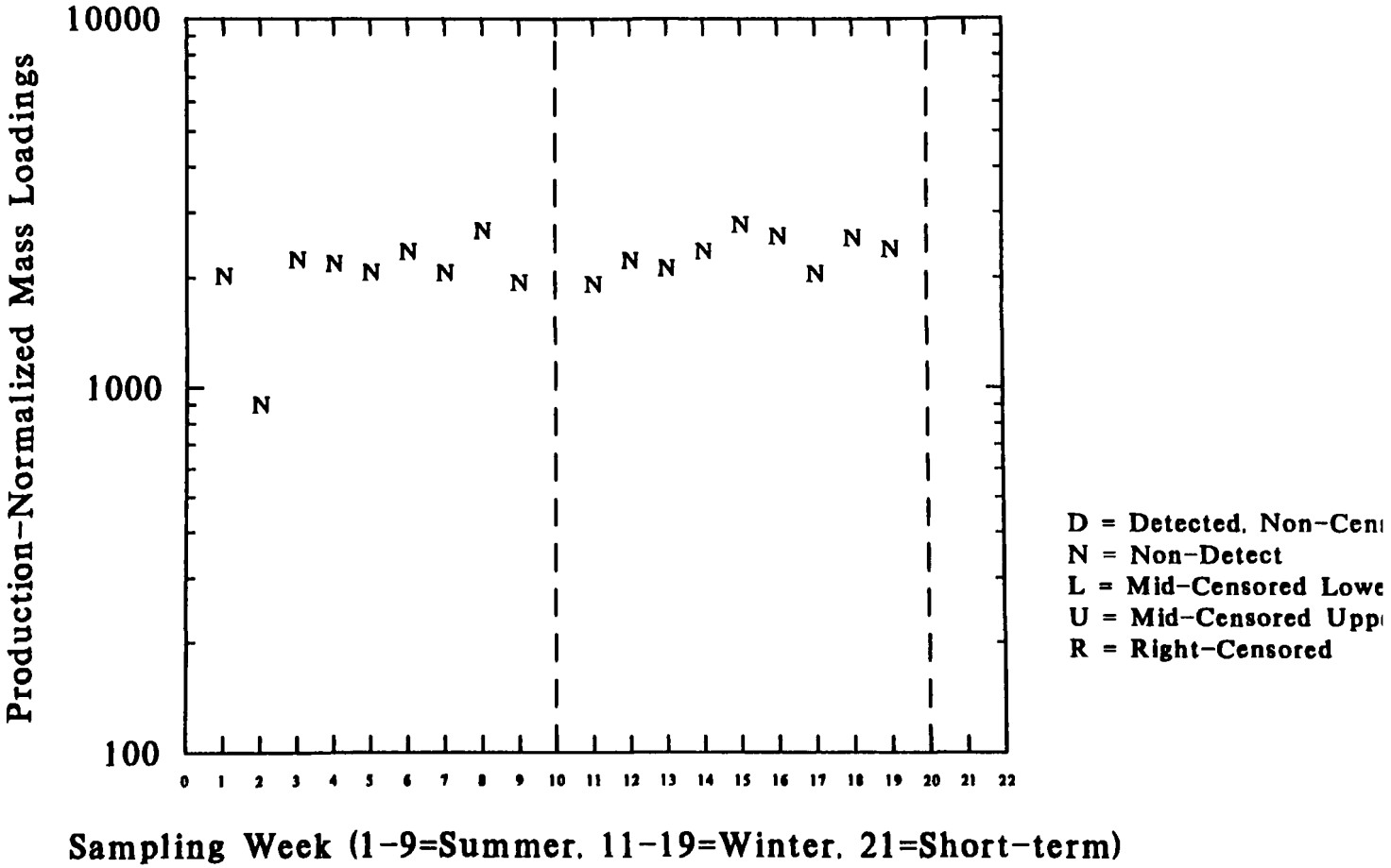

Figure M1-132. Time Plot for TCDD (NG/KKG)
Subcategory=DS, Option=1, Stream=FE

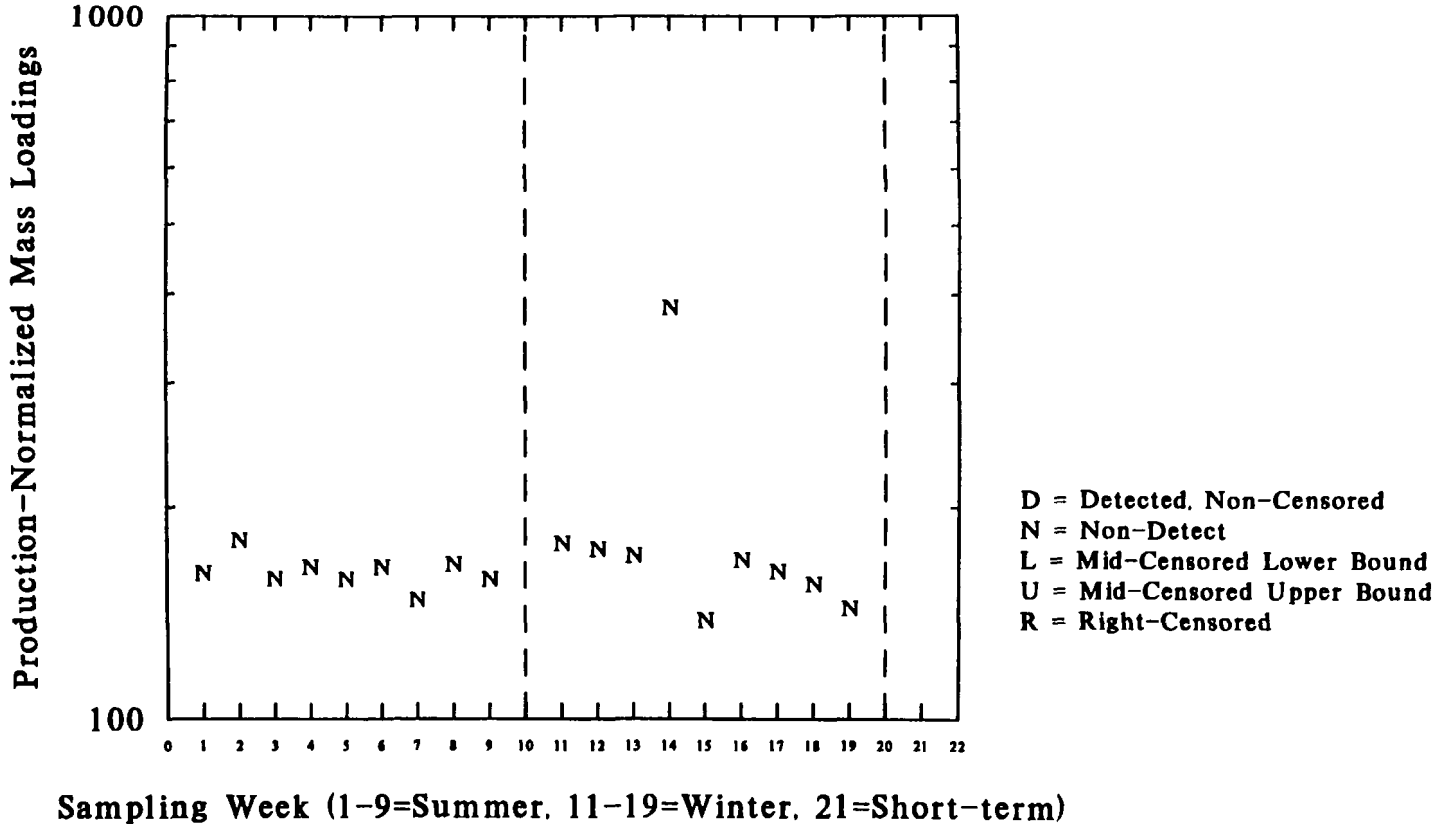

Figure M1-133. Time Plot for TCDF (NG/KKG)
Subcategory=BPK, Option=3, Stream=ACID

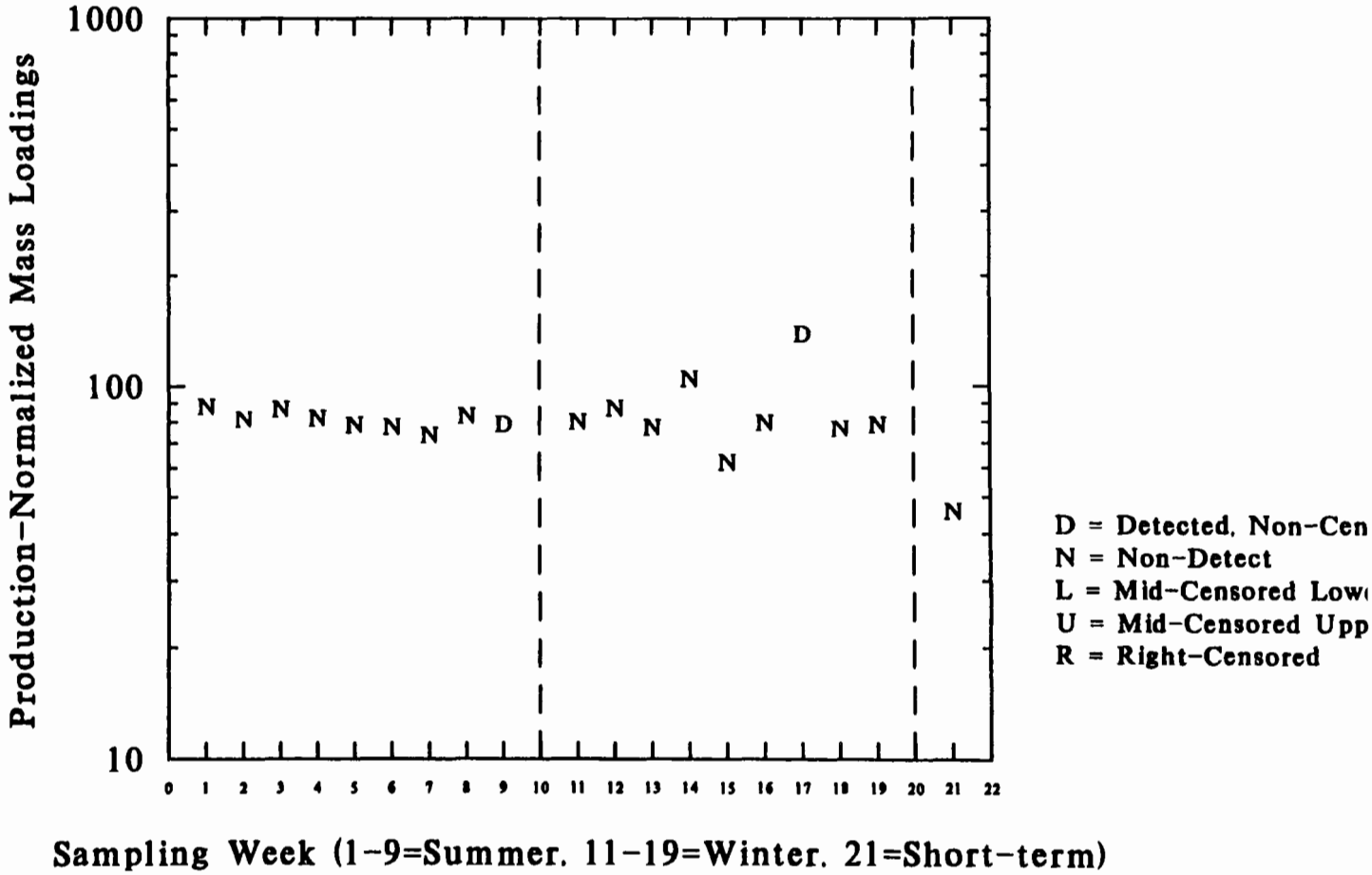

Figure M1-134. Time Plot for TCDF (NG/KKG)
Subcategory=BPK, Option=3, Stream=ALK

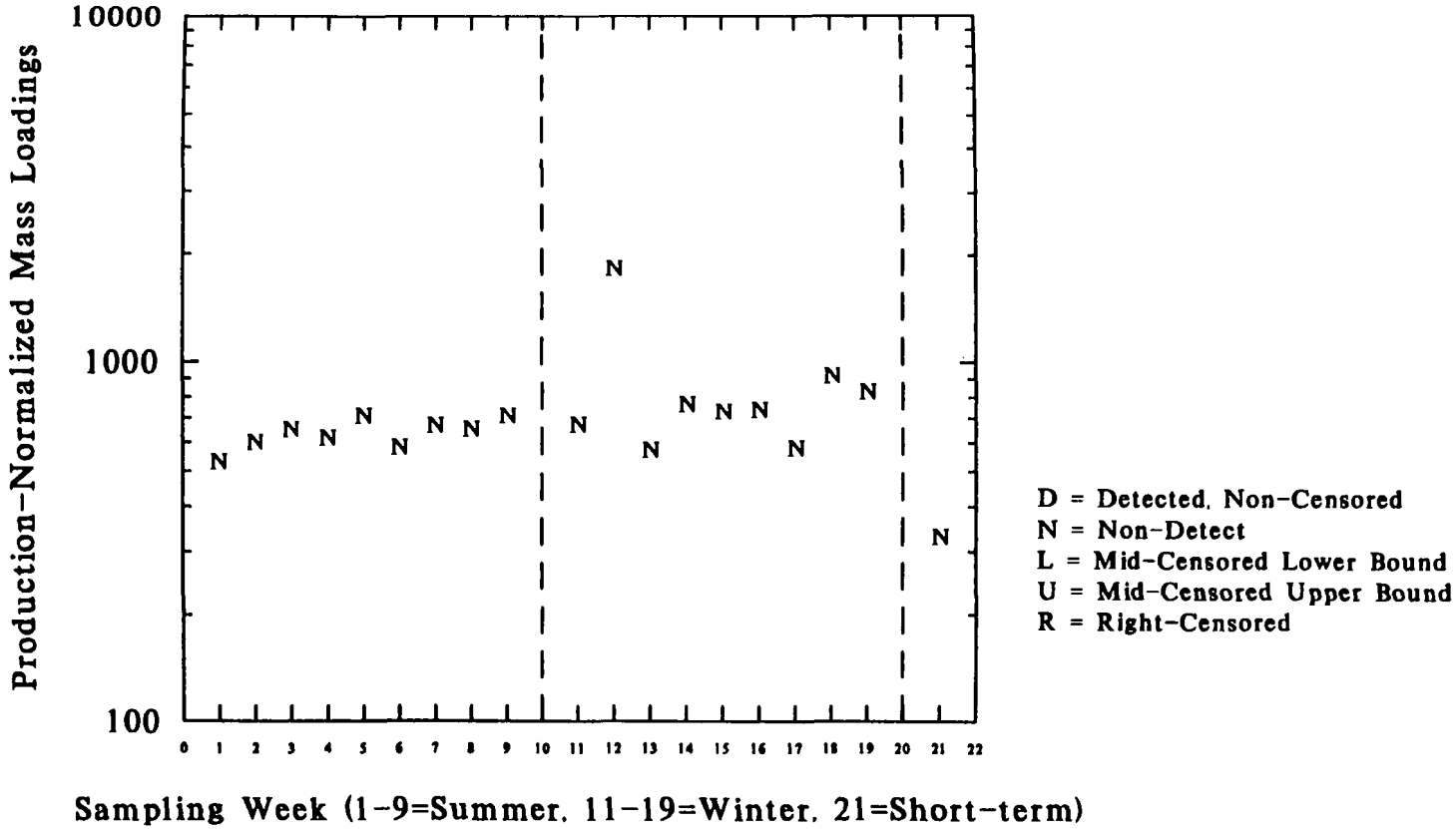

Figure M1-135. Time Plot for TCDF (NG/KKG)
Subcategory=BPK, Option=3, Stream=FE

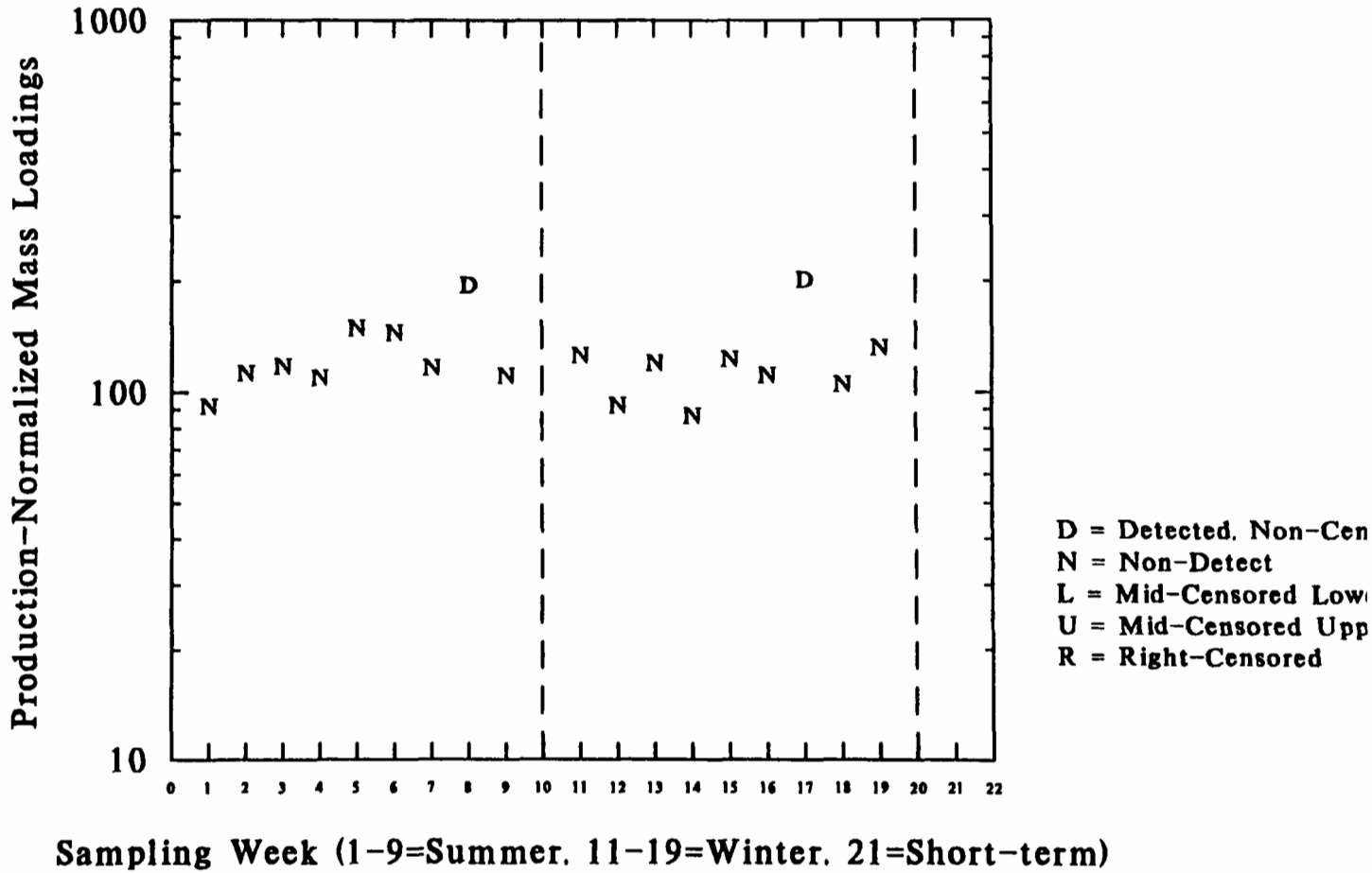

Figure M1-136. Time Plot for TCDF (NG/KKG)
Subcategory=BPK, Option=4, Stream=ACID

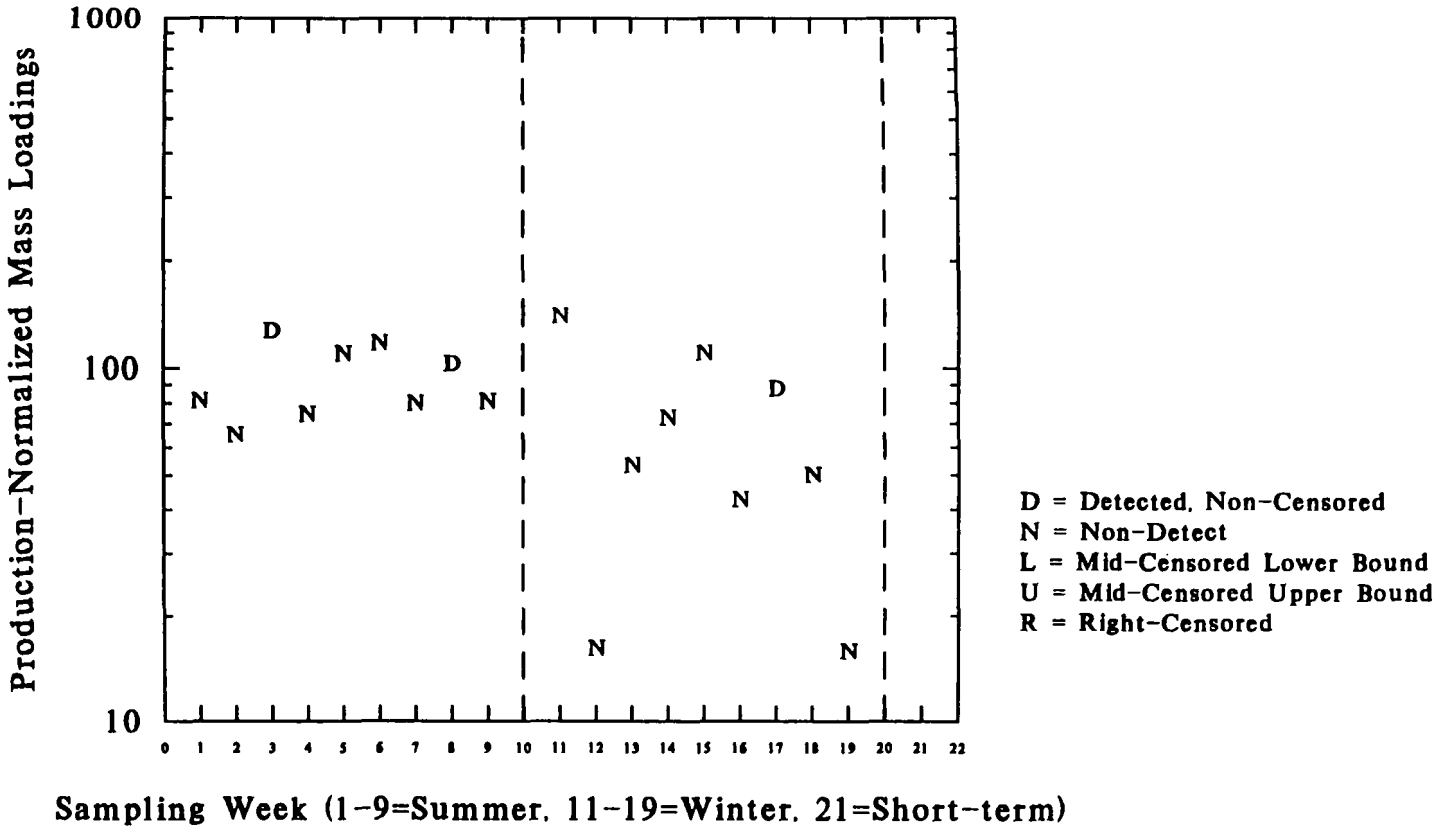

Figure M1-137. Time Plot for TCDF (NG/KKG)
Subcategory=BPK, Option=4, Stream=ALK

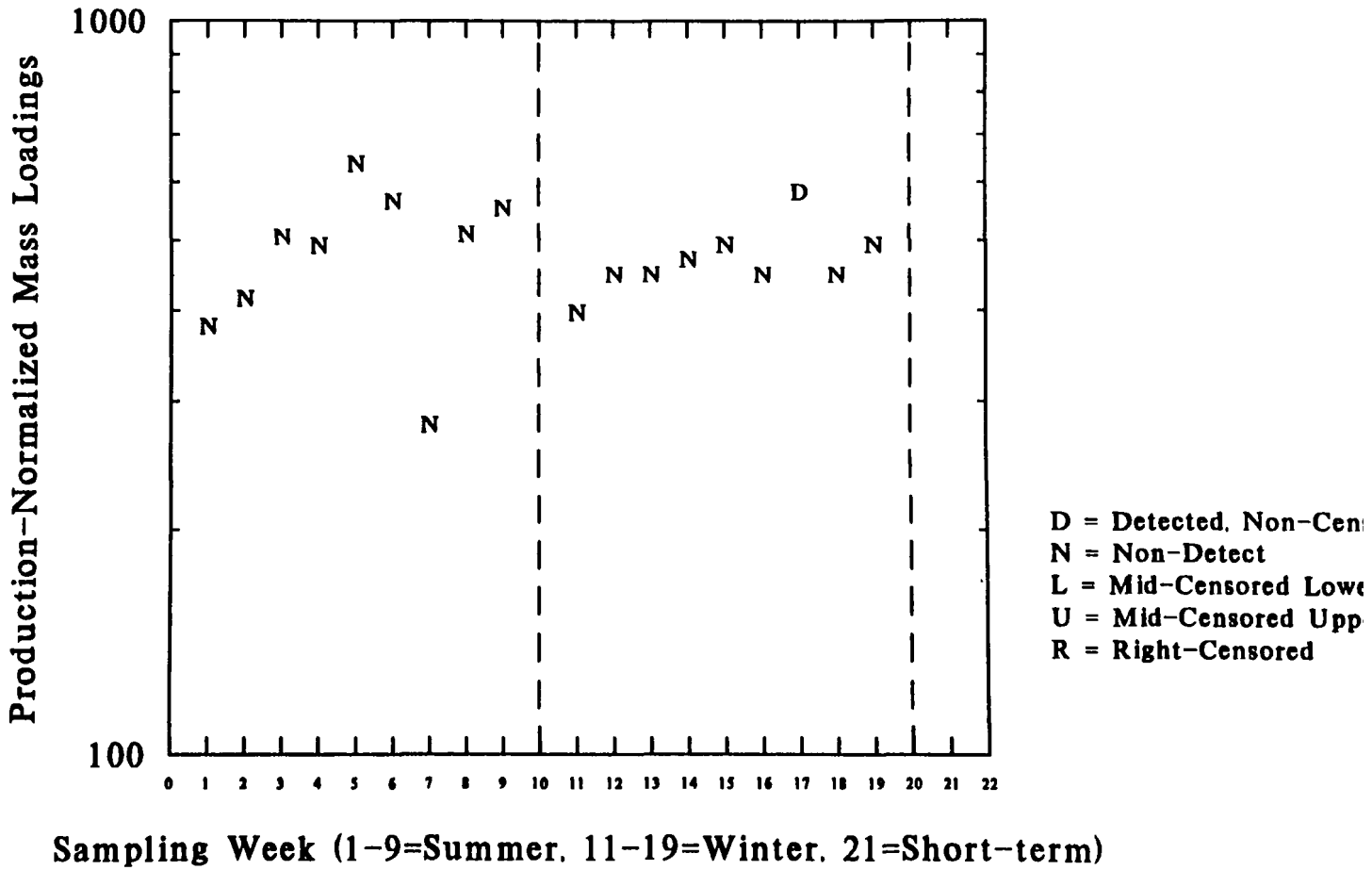

Figure M1-138. Time Plot for TCDF (NG/KKG)
Subcategory=BPK, Option=4, Stream=FE

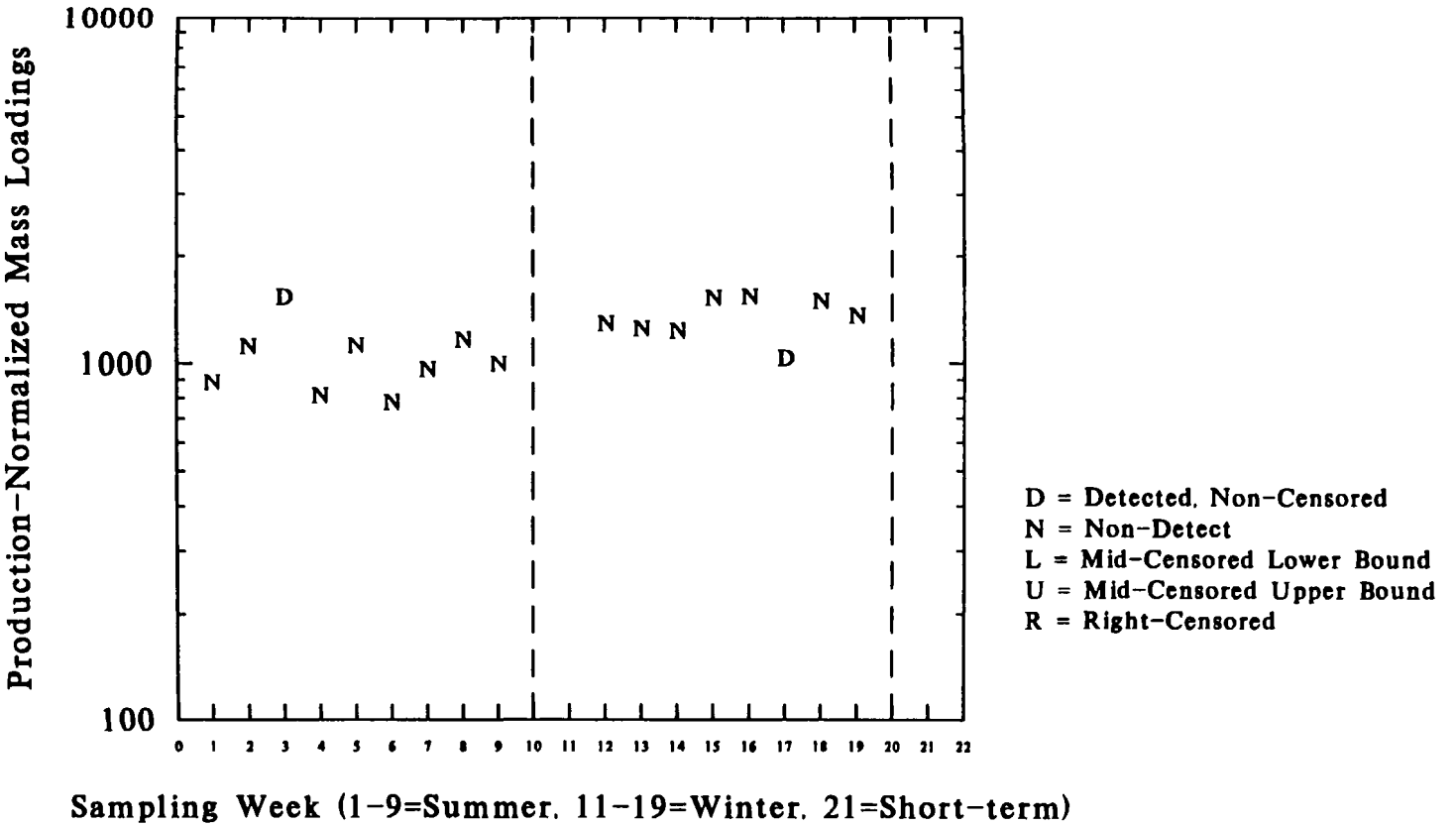

Figure M1-139. Time Plot for TCDF (NG/KKG)
Subcategory=DS, Option=1, Stream=ACID

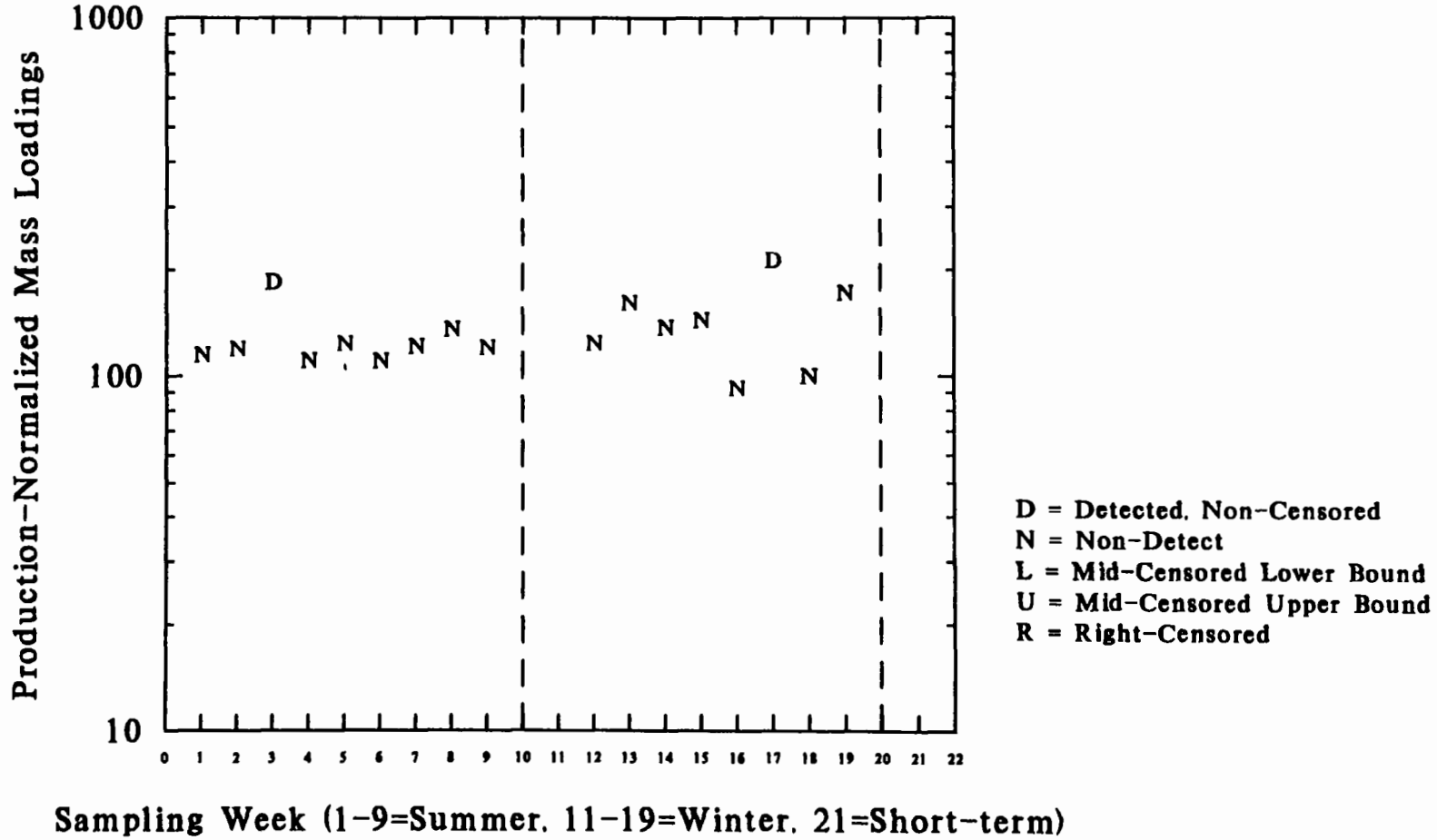

Figure M1-140. Time Plot for TCDF (NG/KKG)
Subcategory=DS, Option=1, Stream=ALK

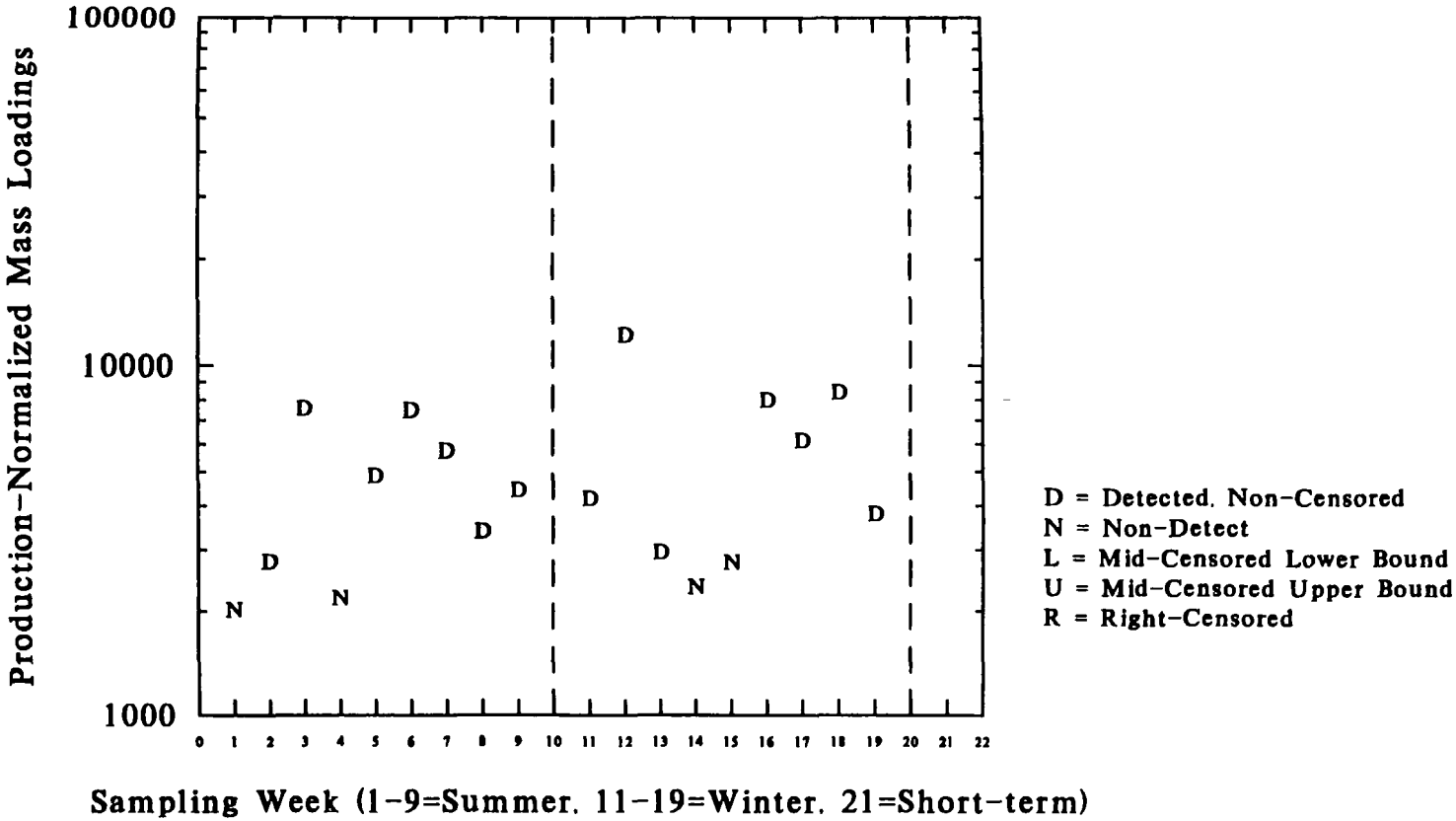

Figure M1-141. Time Plot for TCDF (NG/KKG)
Subcategory=DS, Option=1, Stream=FE

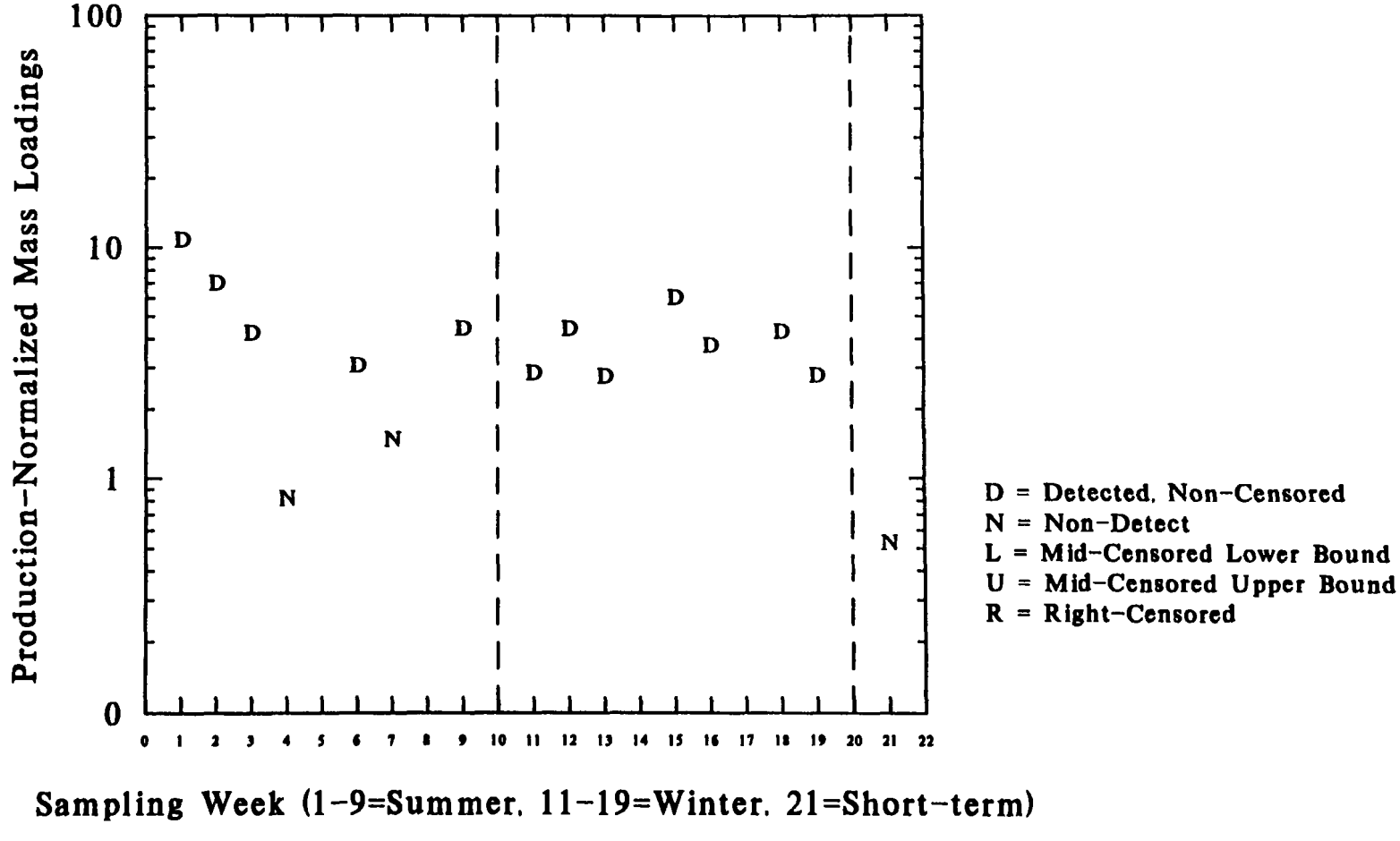

Figure M1-142. Time Plot for 2-Propanone (Acetone) (G/KKG)
Subcategory=BPK, Option=3, Stream=ACID

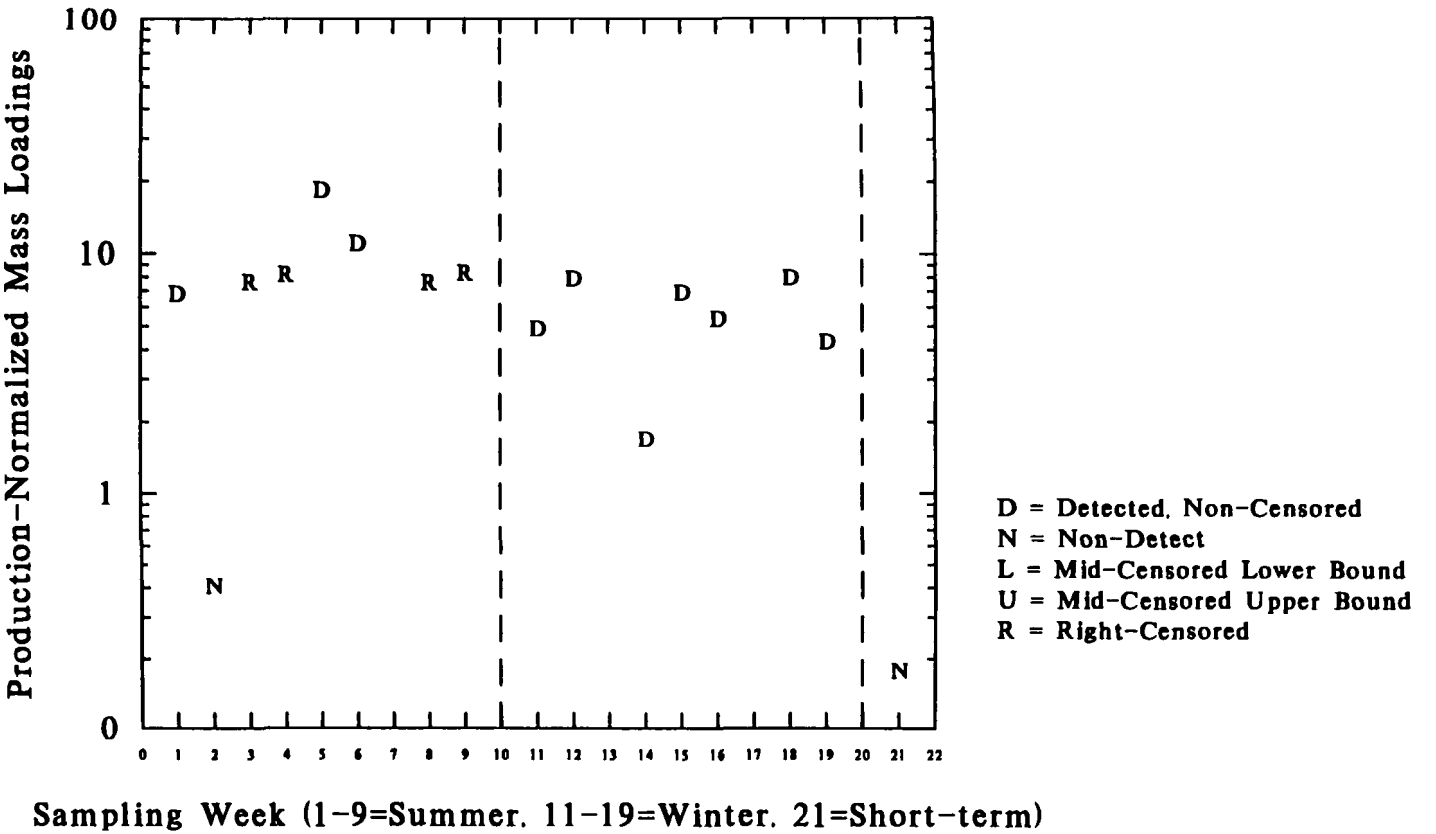

Figure M1-143. Time Plot for 2-Propanone (Acetone) (G/KKG)
Subcategory=BPK, Option=3, Stream=ALK

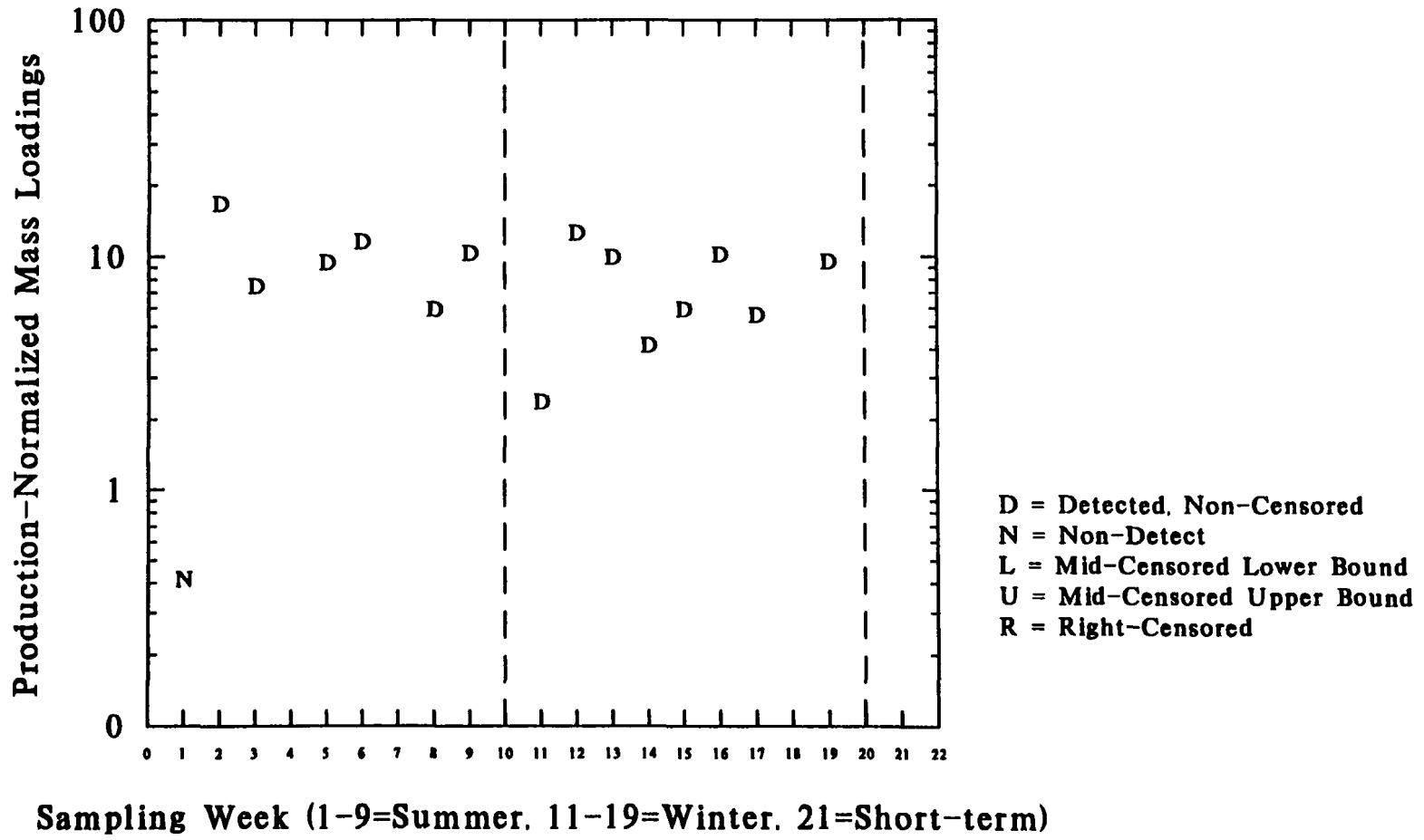

Figure M1-144. Time Plot for 2-Propanone (Acetone) (G/KKG)
Subcategory=BPK, Option=4, Stream=ACID

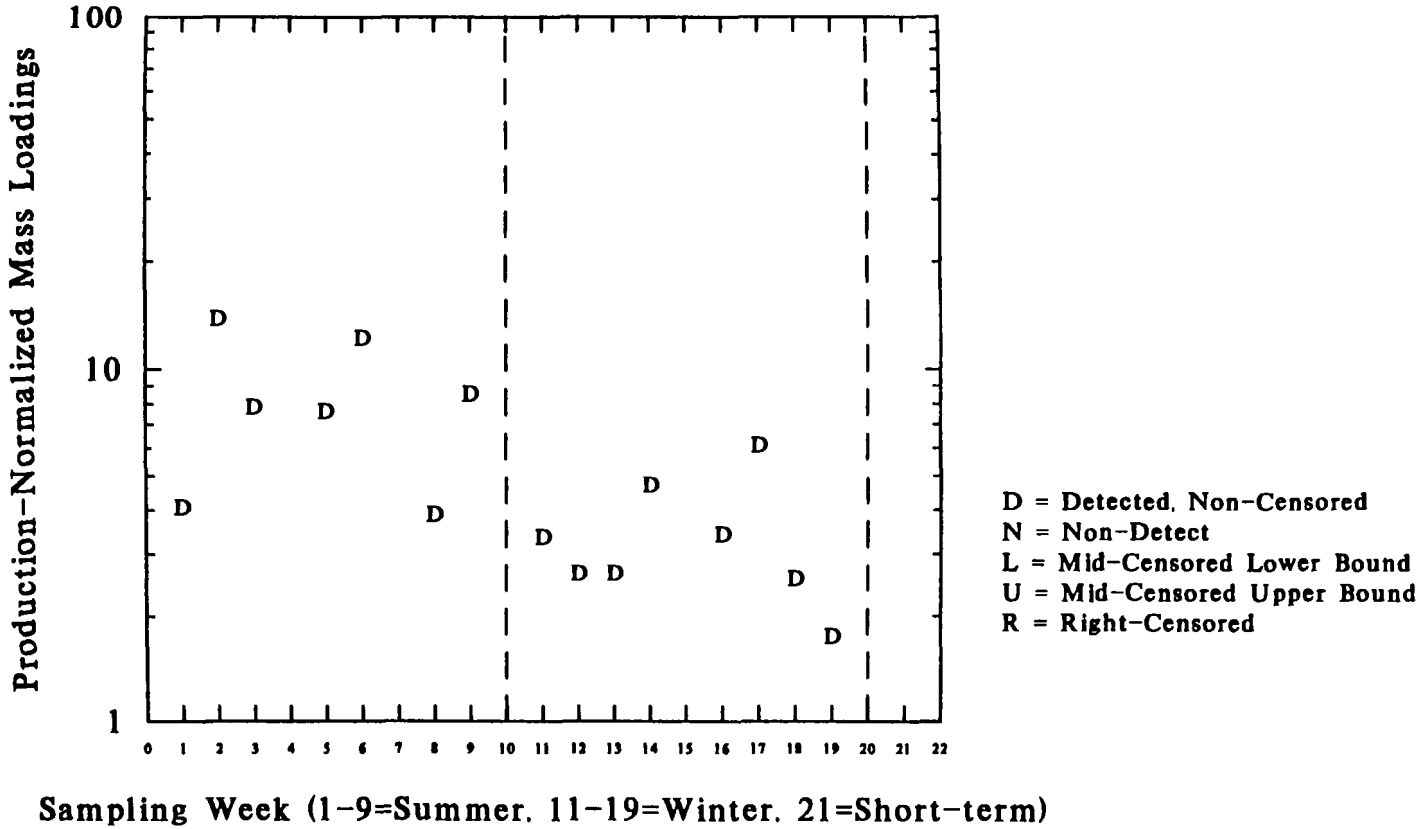

Figure M1-145. Time Plot for 2-Propanone (Acetone) (G/KKG)
Subcategory=BPK, Option=4, Stream=ALK

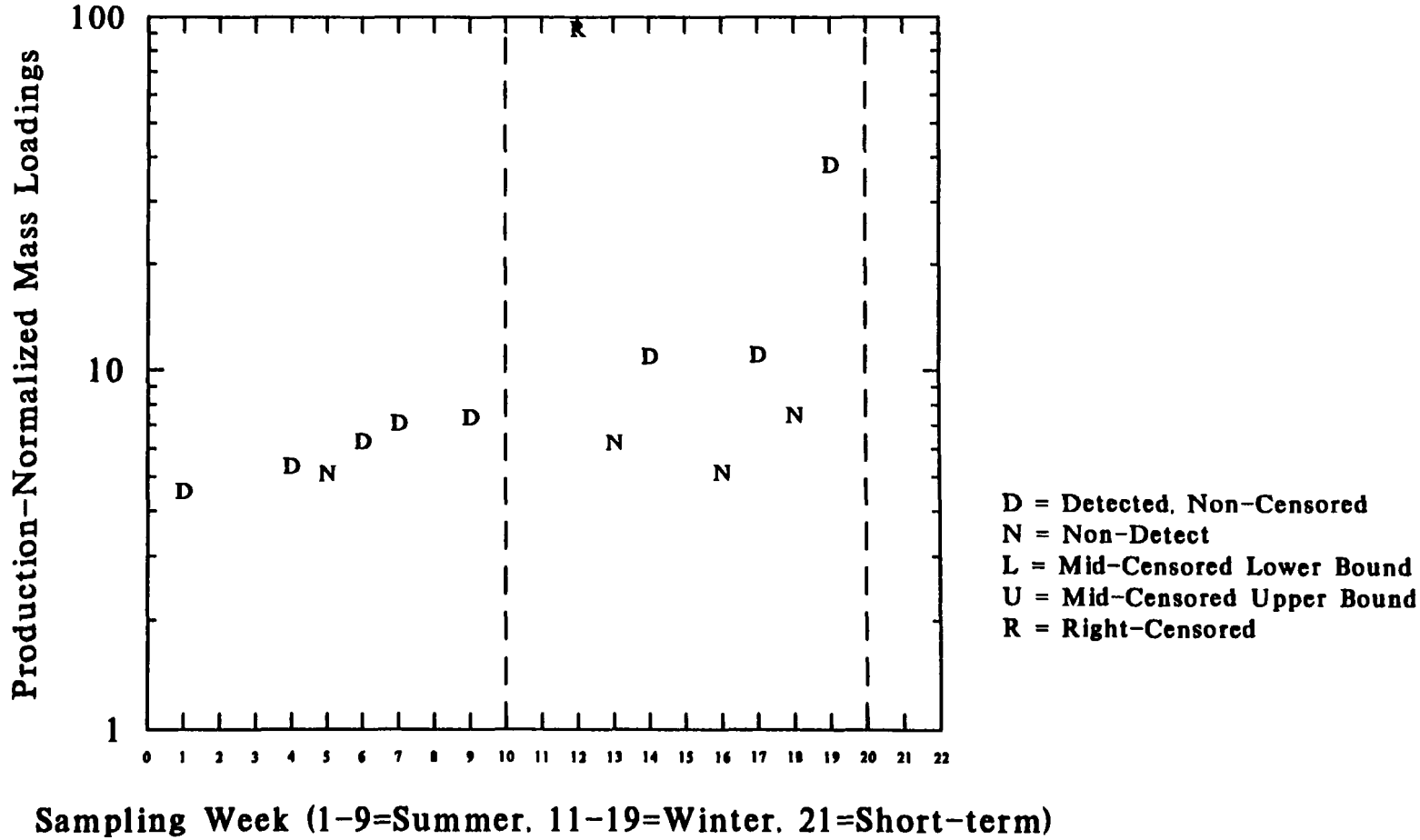

Figure M1-146. Time Plot for 2-Propanone (Acetone) (G/KKG)
Subcategory=DS, Option=1, Stream=ACID

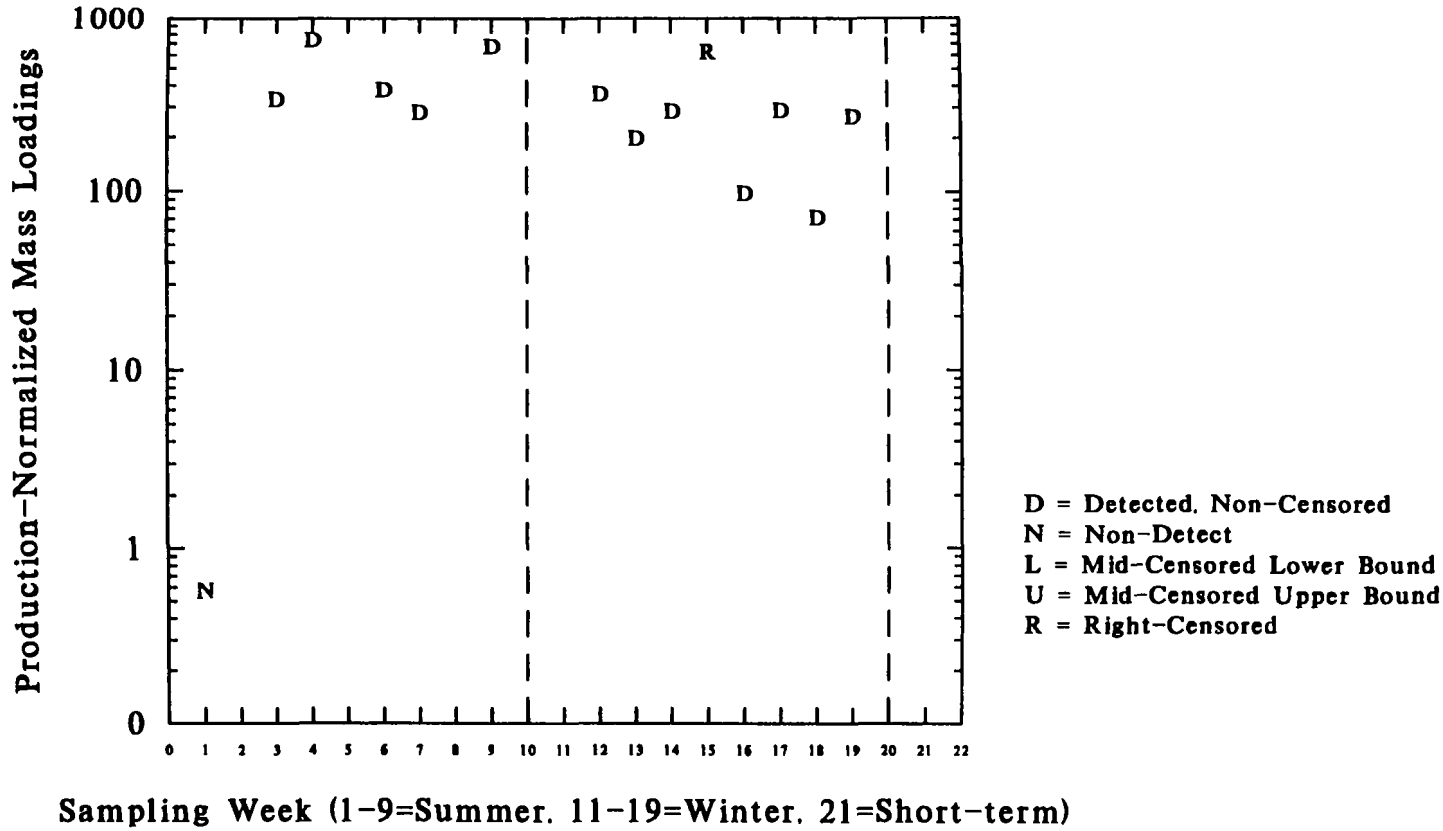

Figure M1-147. Time Plot for 2-Propanone (Acetone) (G/KKG)
Subcategory=DS, Option=1, Stream=ALK

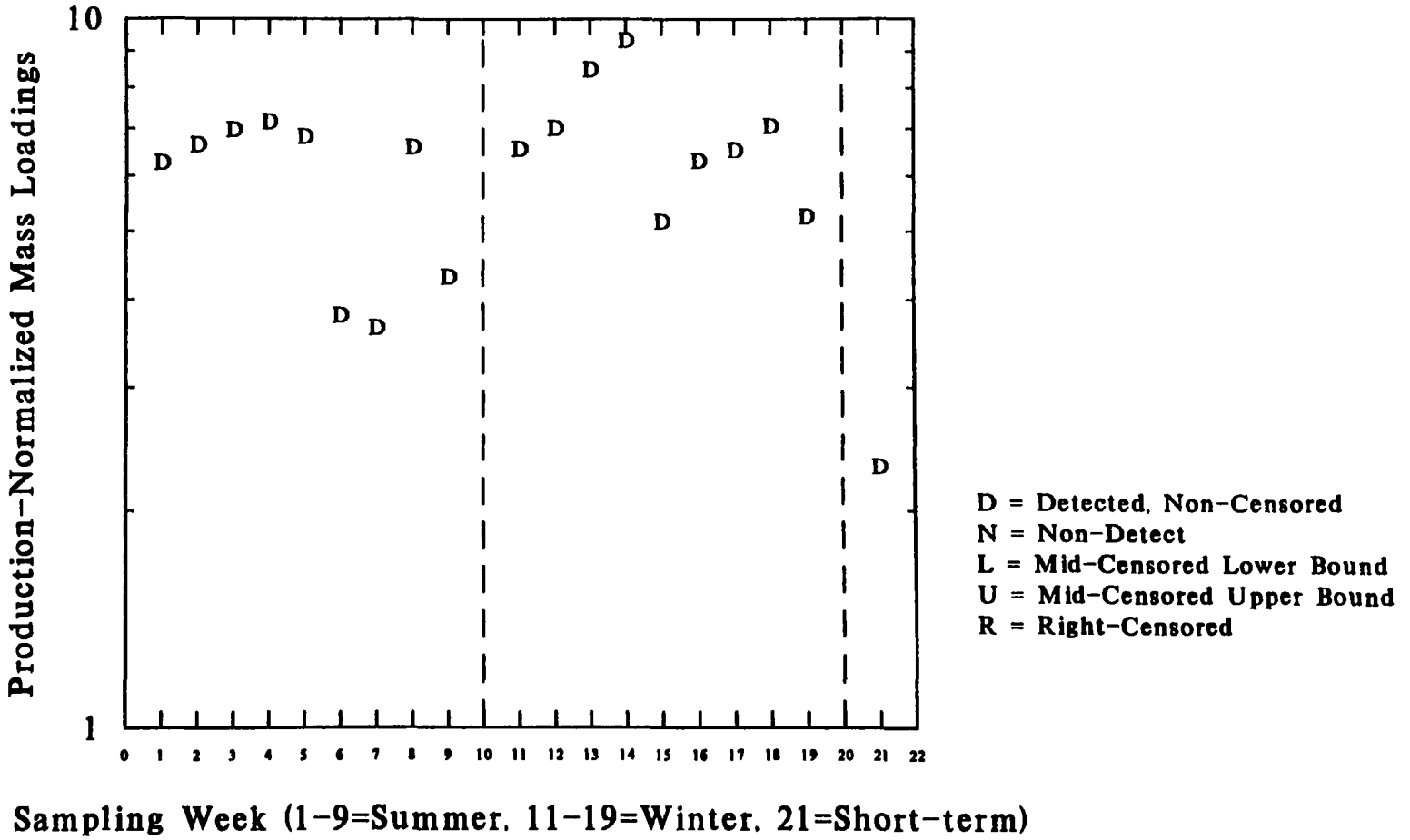

Figure M1-148. Time Plot for Chloroform (G/KKG)
Subcategory=BPK, Option=3, Stream=ACID

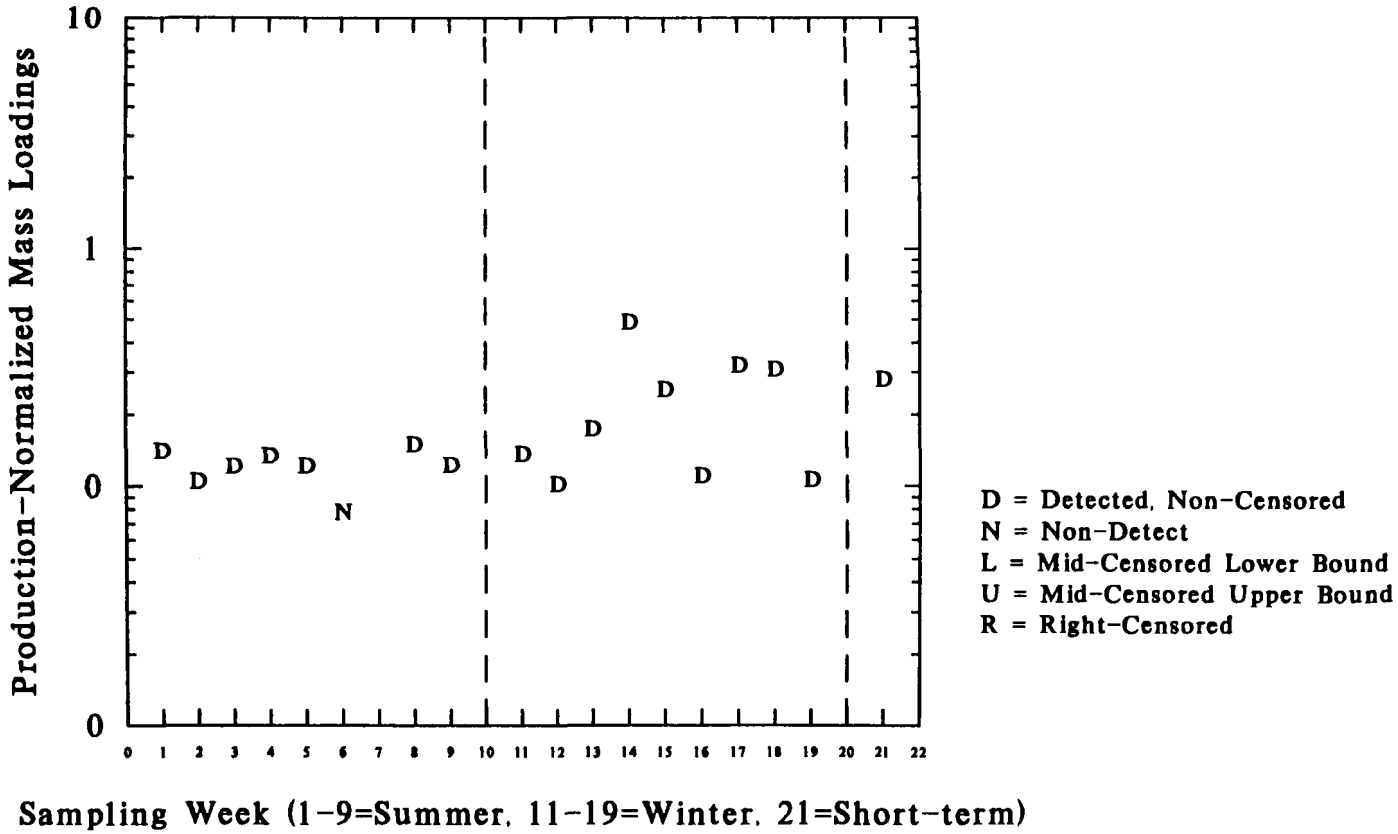

Figure M1-149. Time Plot for Chloroform (G/KKG)
Subcategory=BPK, Option=3, Stream=ALK

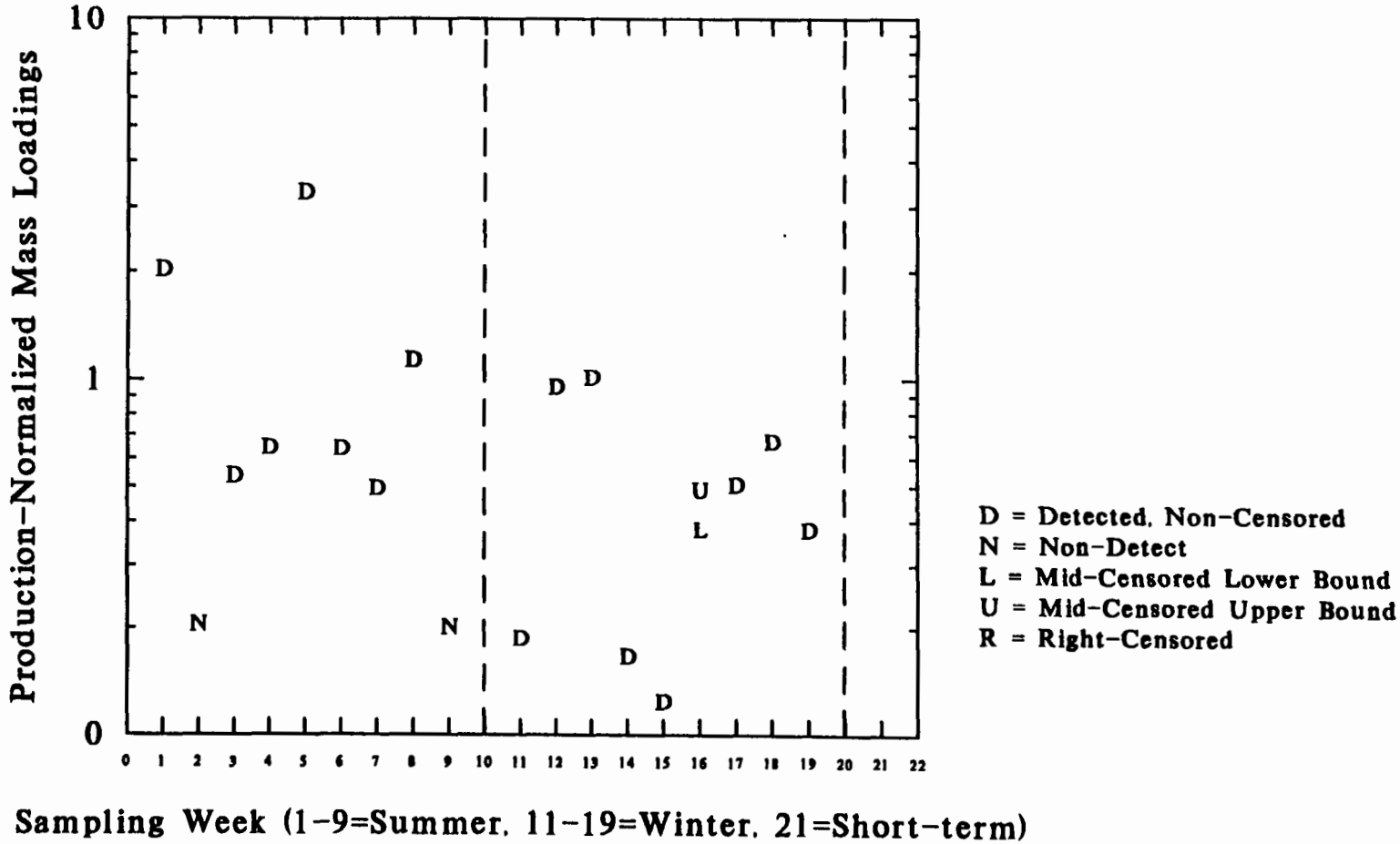

Figure M1-150. Time Plot for Chloroform (G/KKG)
Subcategory=BPK, Option=4, Stream=ACID

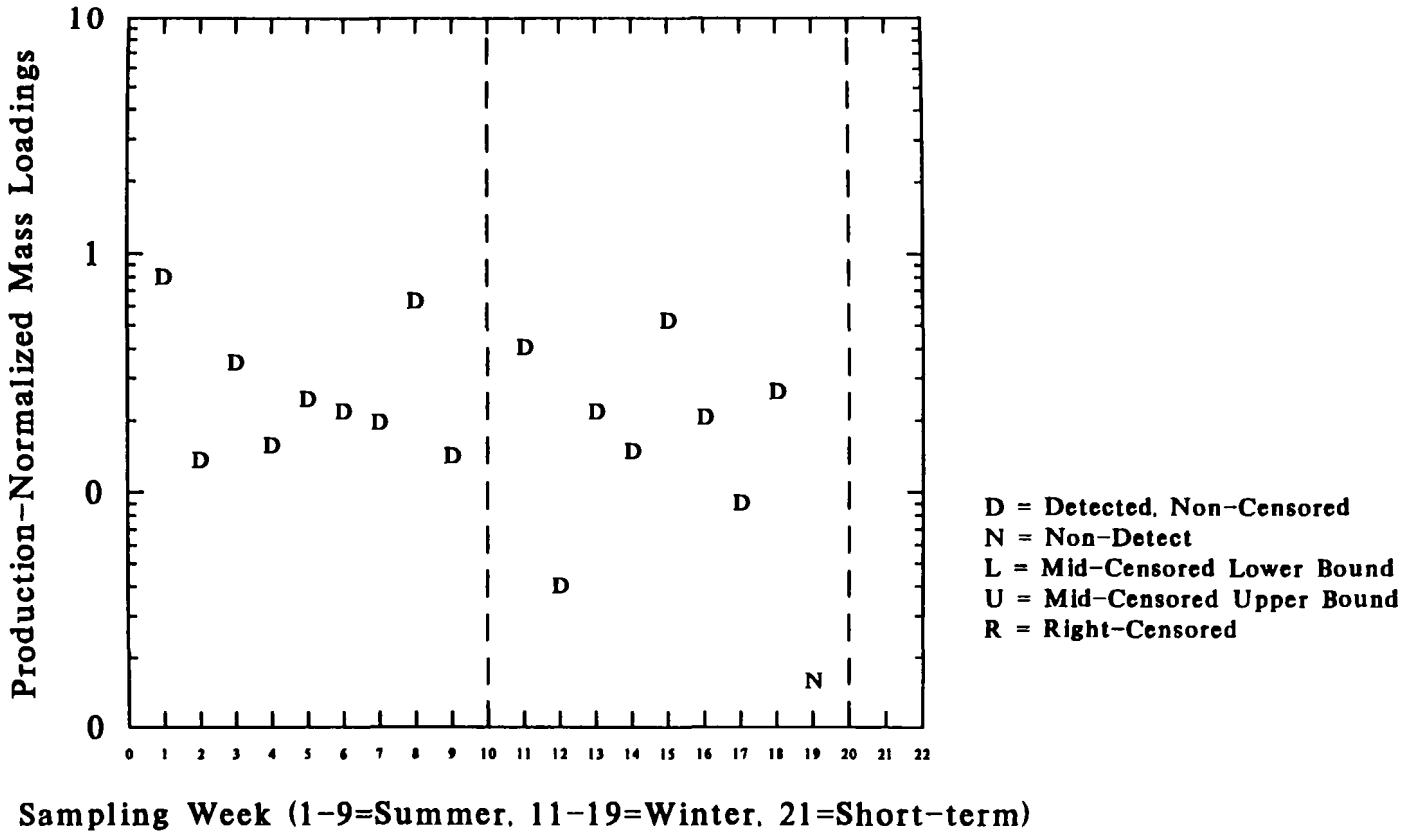

Figure M1-151. Time Plot for Chloroform (G/KKG)
Subcategory=BPK, Option=4, Stream=ALK

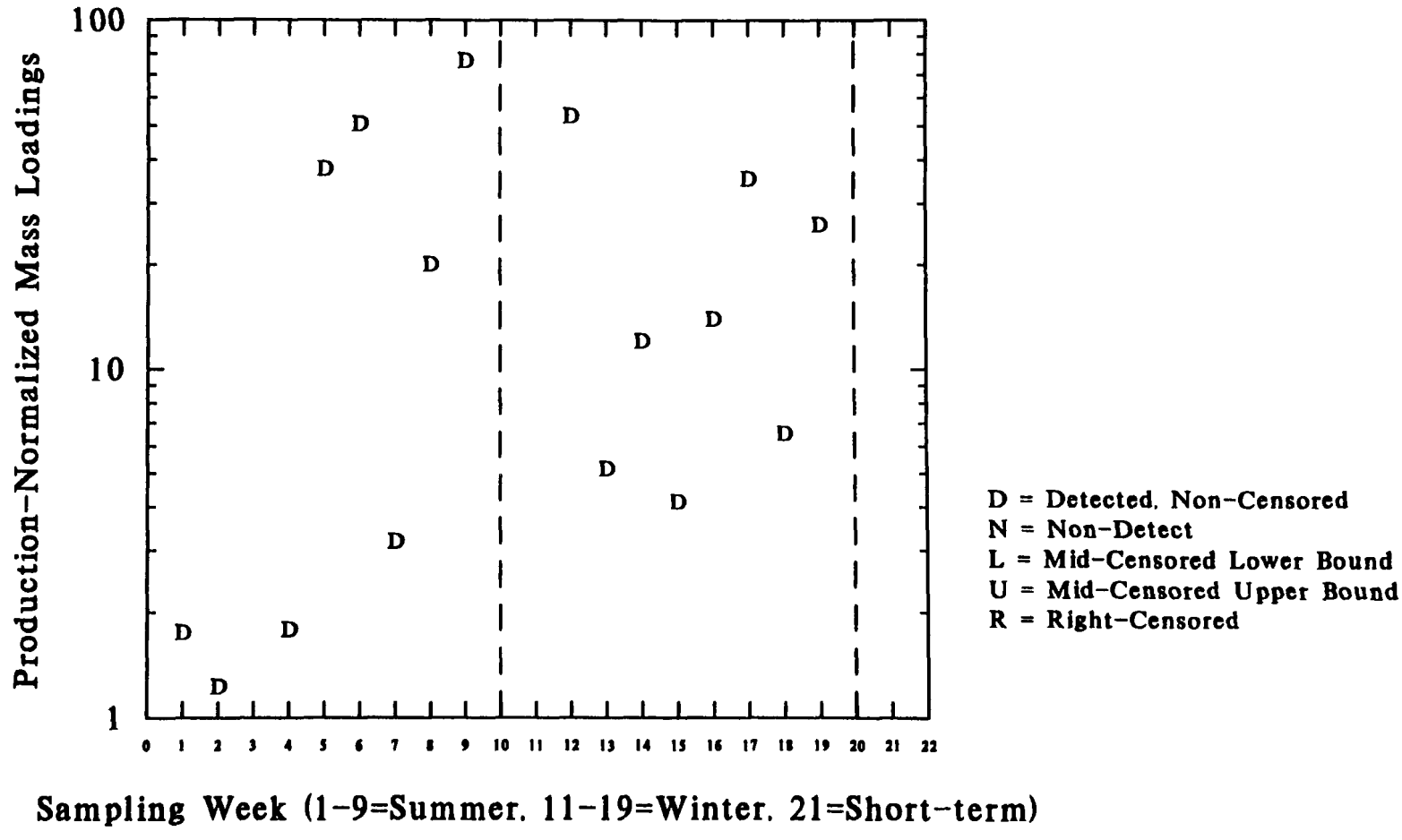

Figure M1-152. Time Plot for Chloroform (G/KKG)
Subcategory=DS. Option=1. Stream=ACID

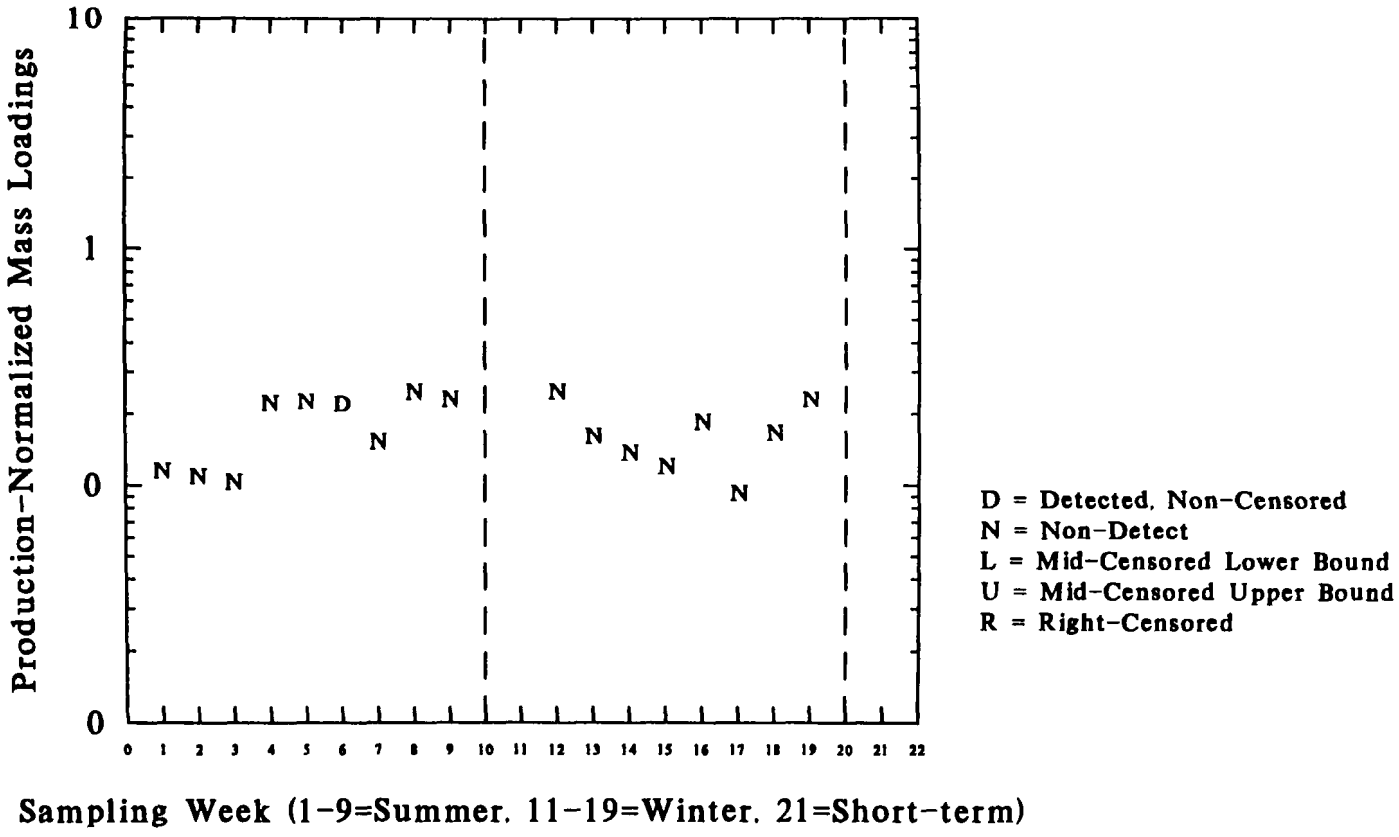

Figure M1-153. Time Plot for Chloroform (G/KKG)
Subcategory=DS, Option=1, Stream=ALK

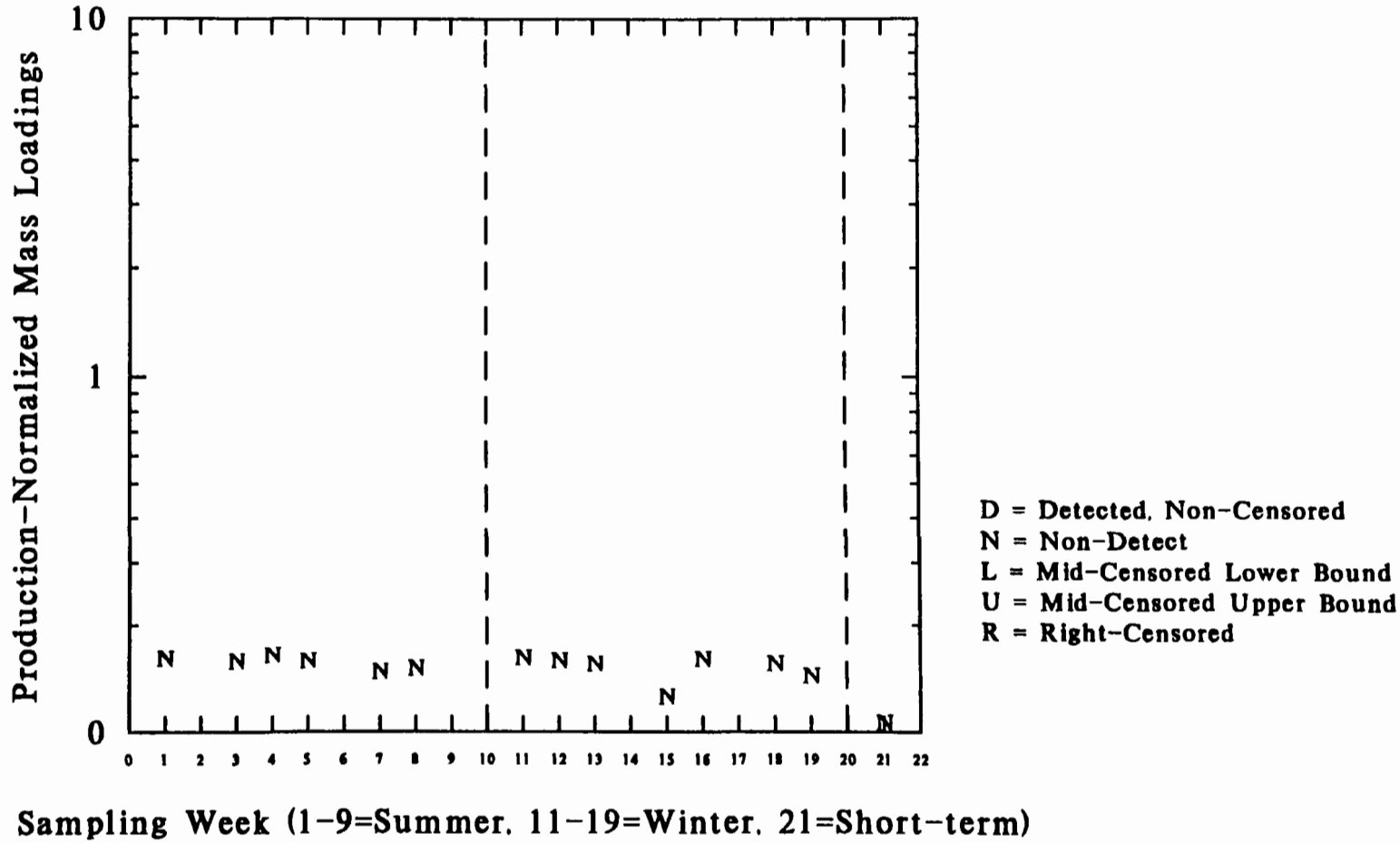

Figure M1-154. Time Plot for Methylene chloride (G/KKG)
Subcategory=BPK, Option=3, Stream=ACID

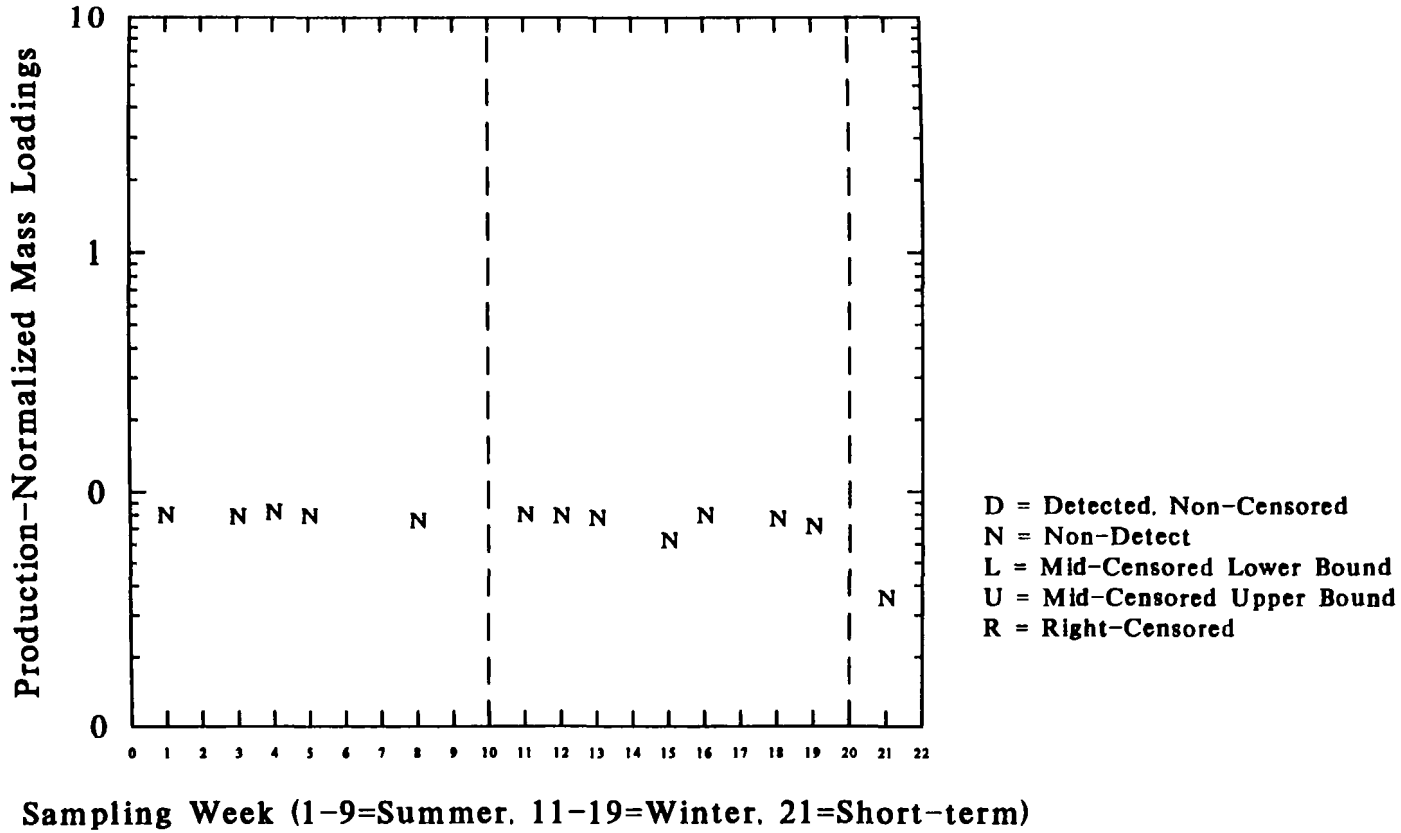

Figure M1-155. Time Plot for Methylene chloride (G/KKG)
Subcategory=BPK, Option=3, Stream=ALK

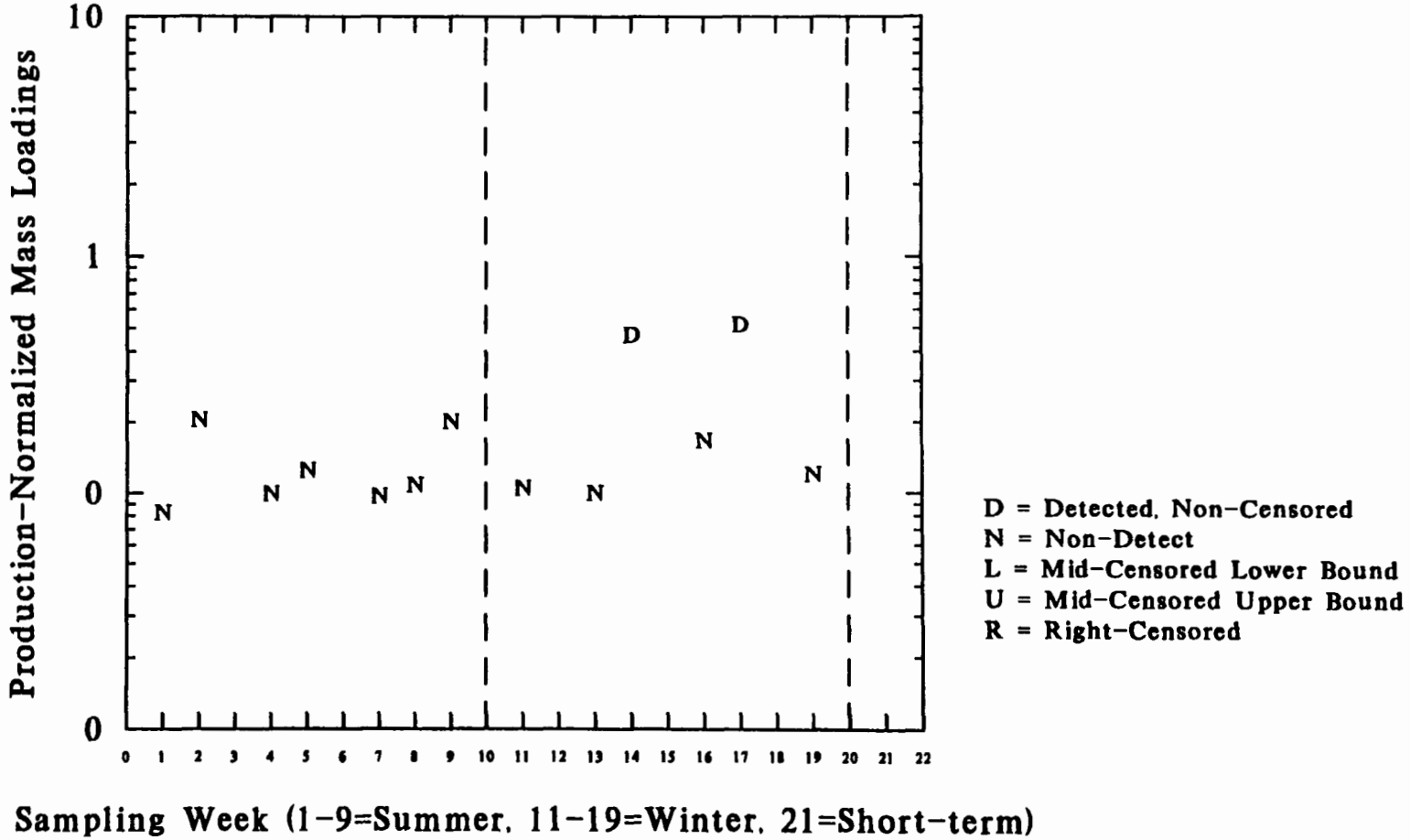

Figure M1-156. Time Plot for Methylene chloride (G/KKG)
Subcategory=BPK, Option=4, Stream=ACID

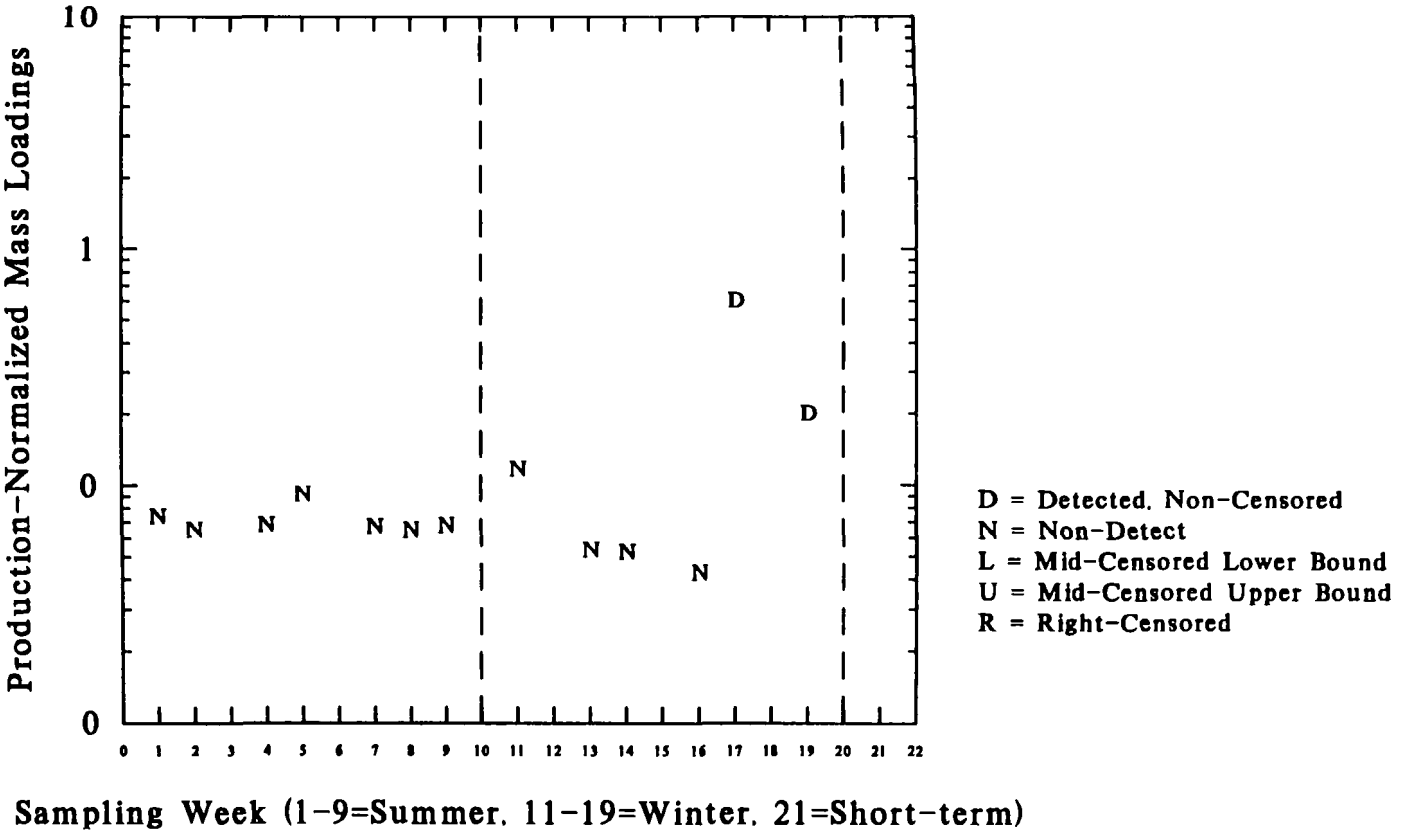

Figure M1-157. Time Plot for Methylene chloride (G/KKG)
Subcategory=BPK, Option=4, Stream=ALK

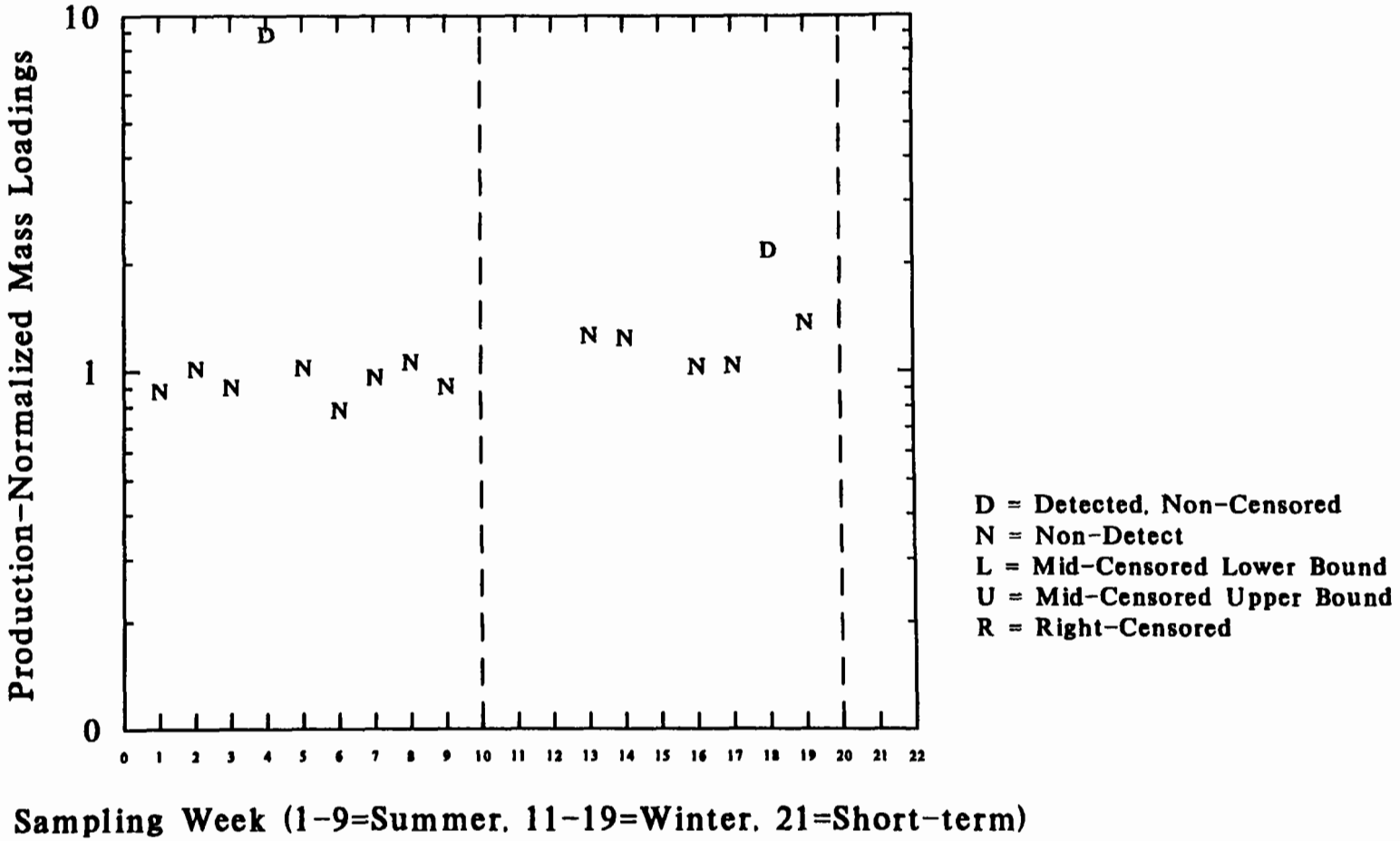

Figure M1-158. Time Plot for Methylene chloride (G/KKG)
Subcategory=DS, Option=1, Stream=ACID

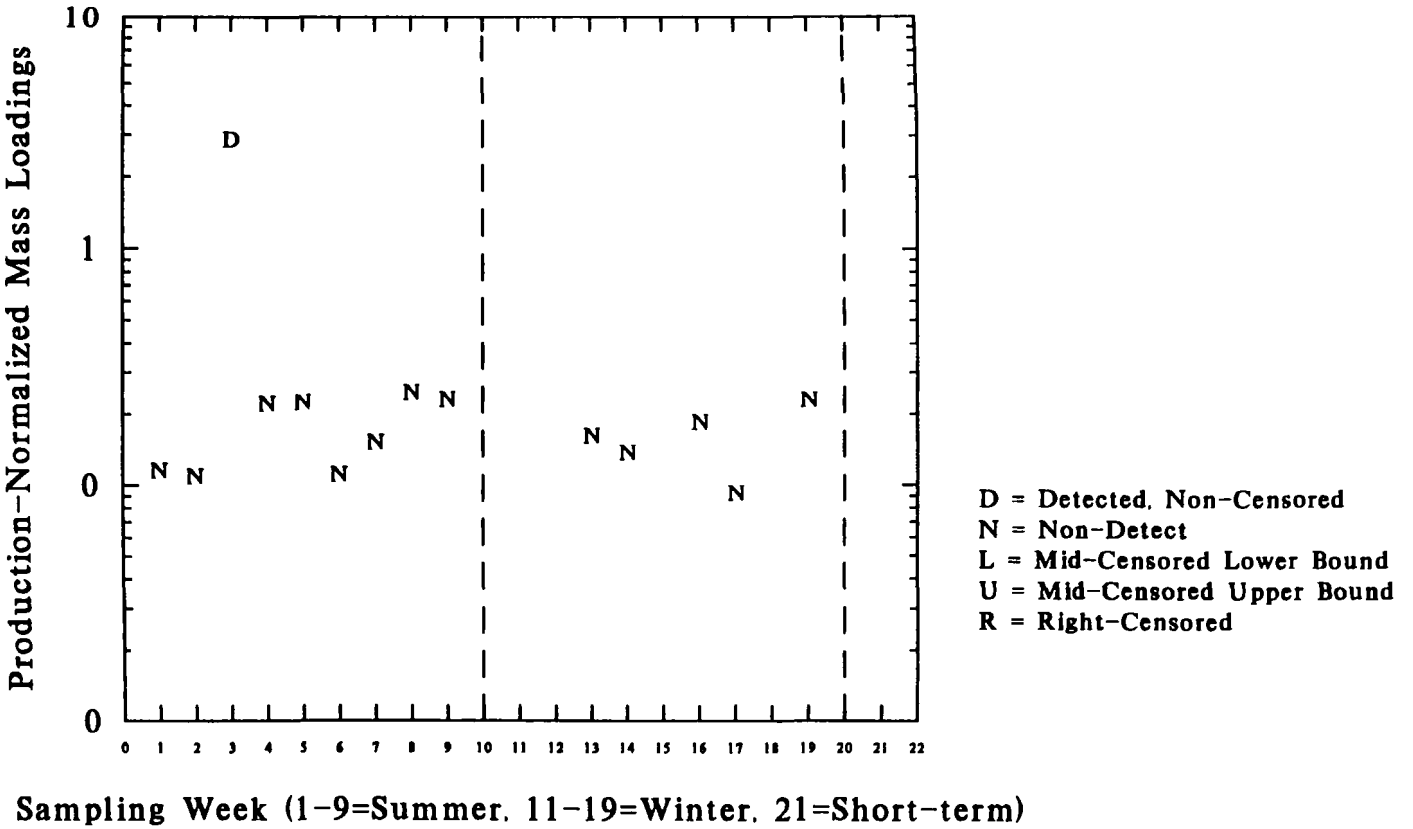

Figure M1-159. Time Plot for Methylene chloride (G/KKG)
Subcategory=DS, Option=1, Stream=ALK

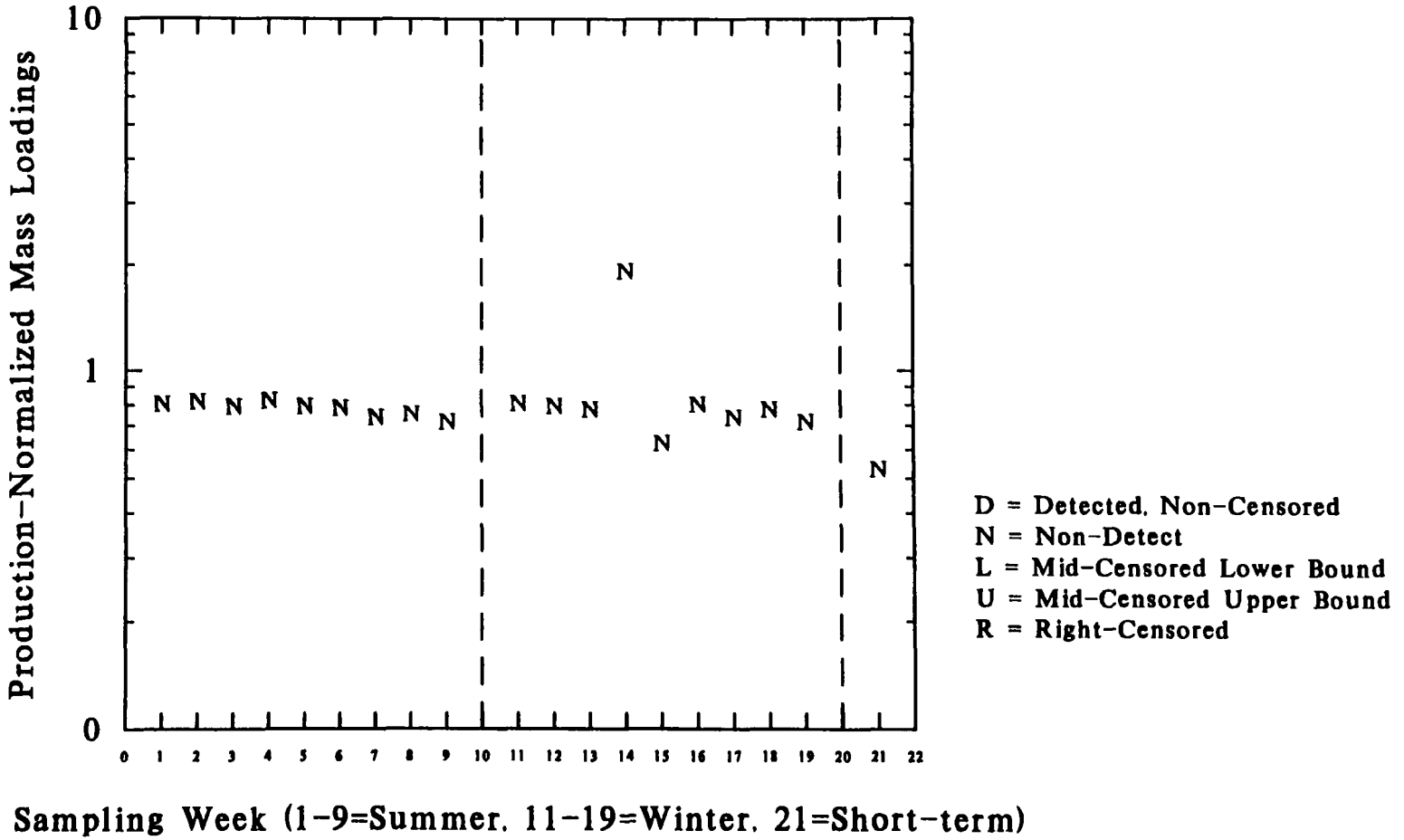

Figure M1-160. Time Plot for 2-Butanone (MEK) (G/KKG)
Subcategory=BPK, Option=3, Stream=ACID

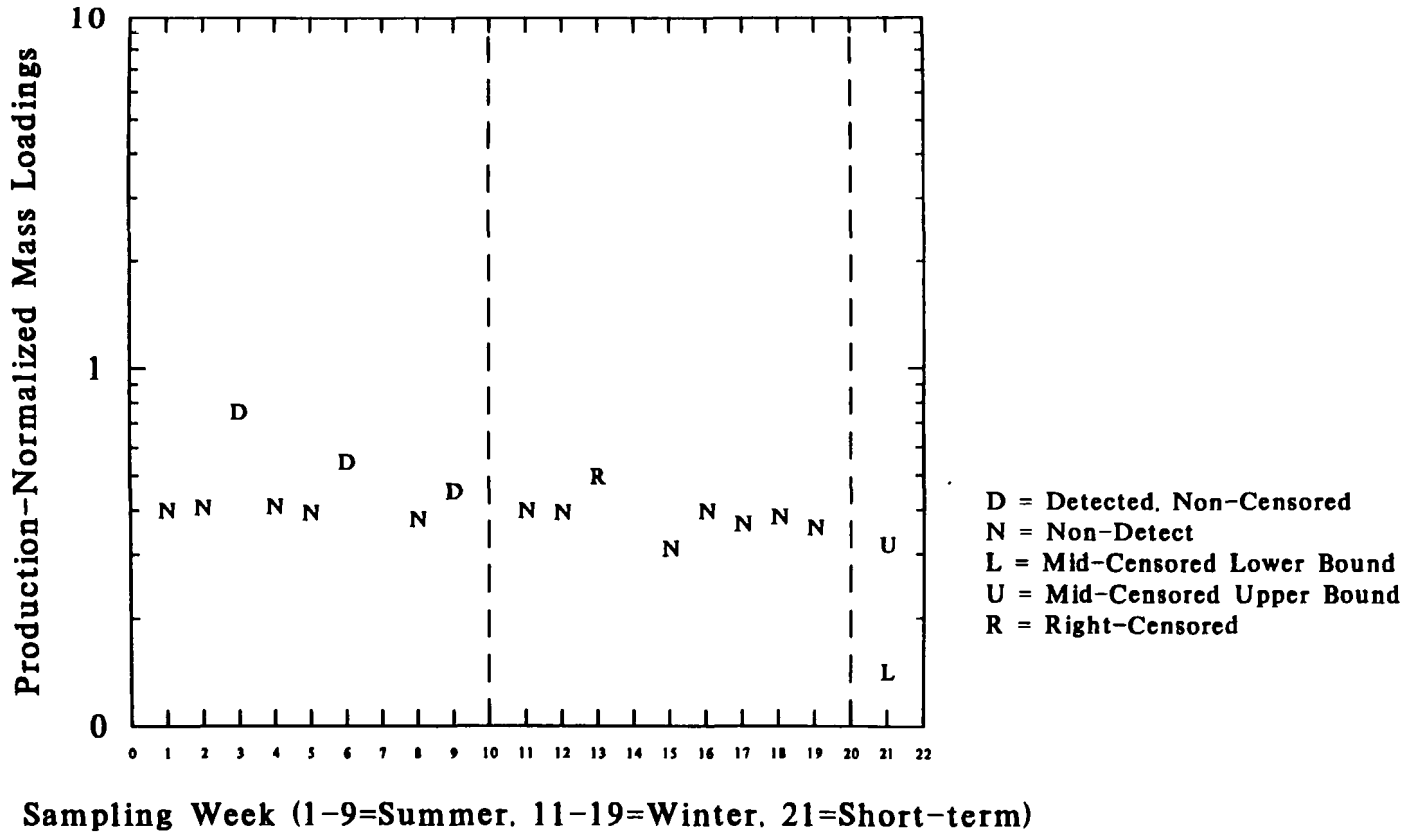

Figure M1-161. Time Plot for 2-Butanone (MEK) (G/KKG)
Subcategory=BPK, Option=3, Stream=ALK

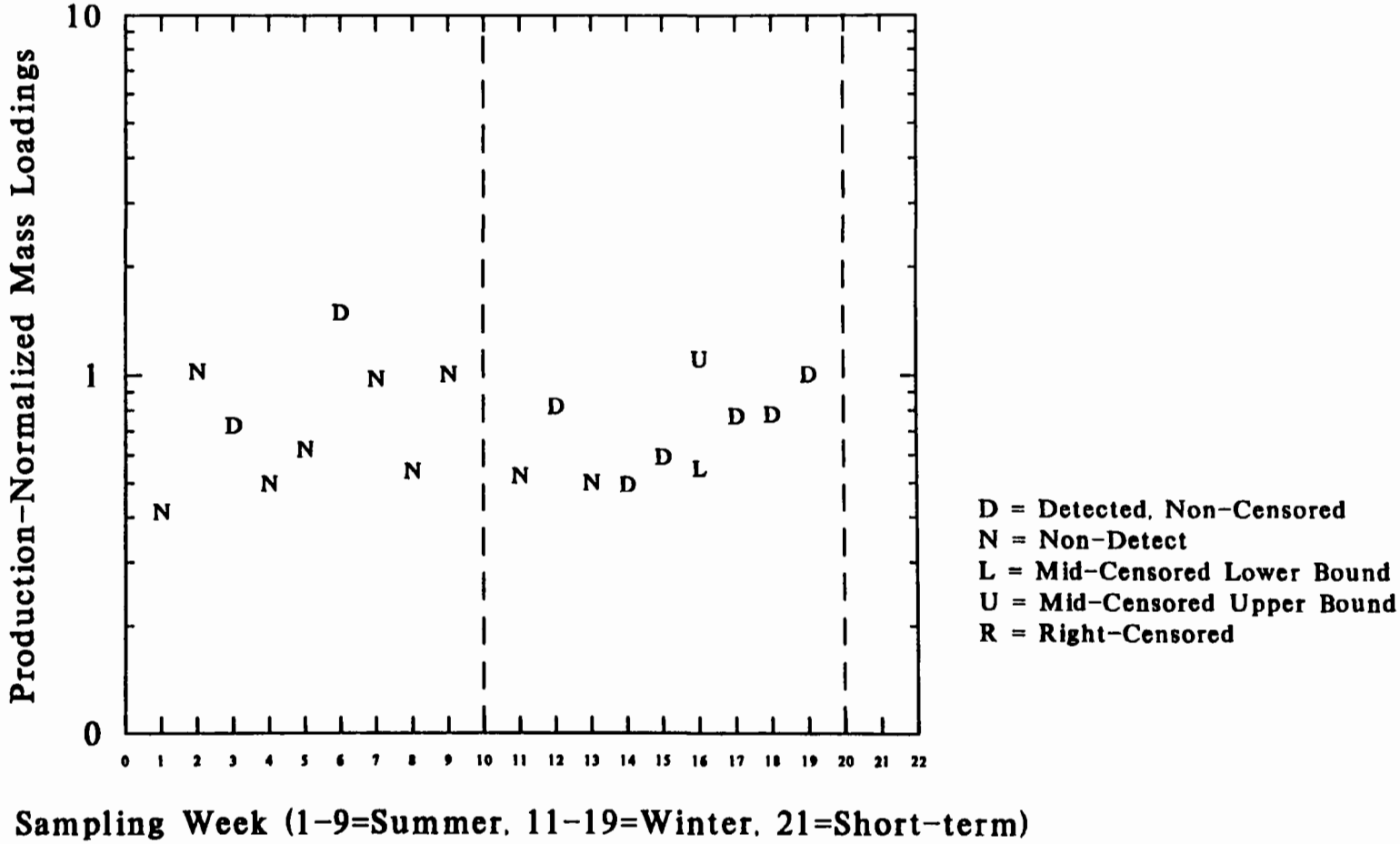

Figure M1-162. Time Plot for 2-Butanone (MEK) (G/KKG)
Subcategory=BPK, Option=4, Stream=ACID

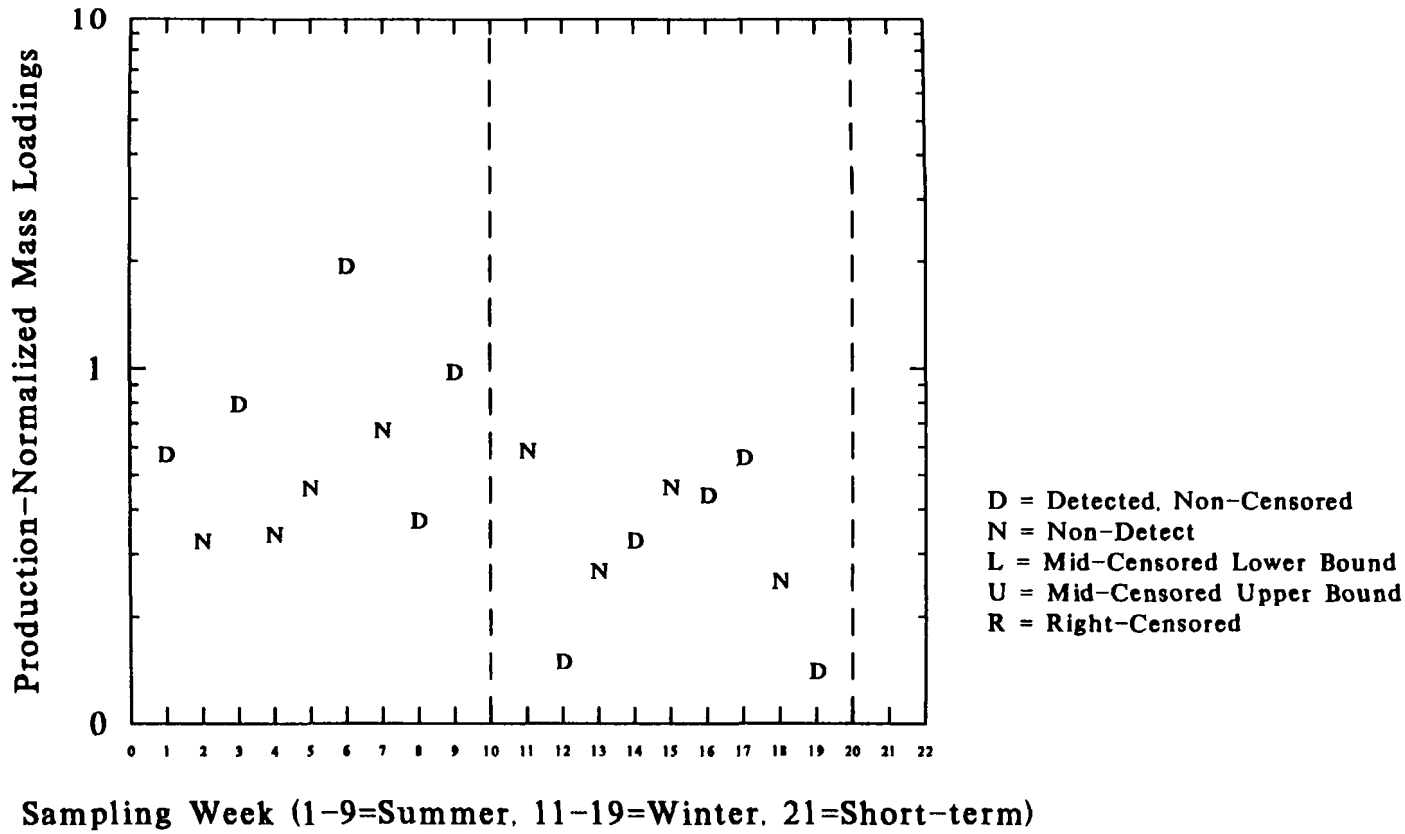

Figure M1-163. Time Plot for 2-Butanone (MEK) (G/KKG)
Subcategory=BPK, Option=4, Stream=ALK

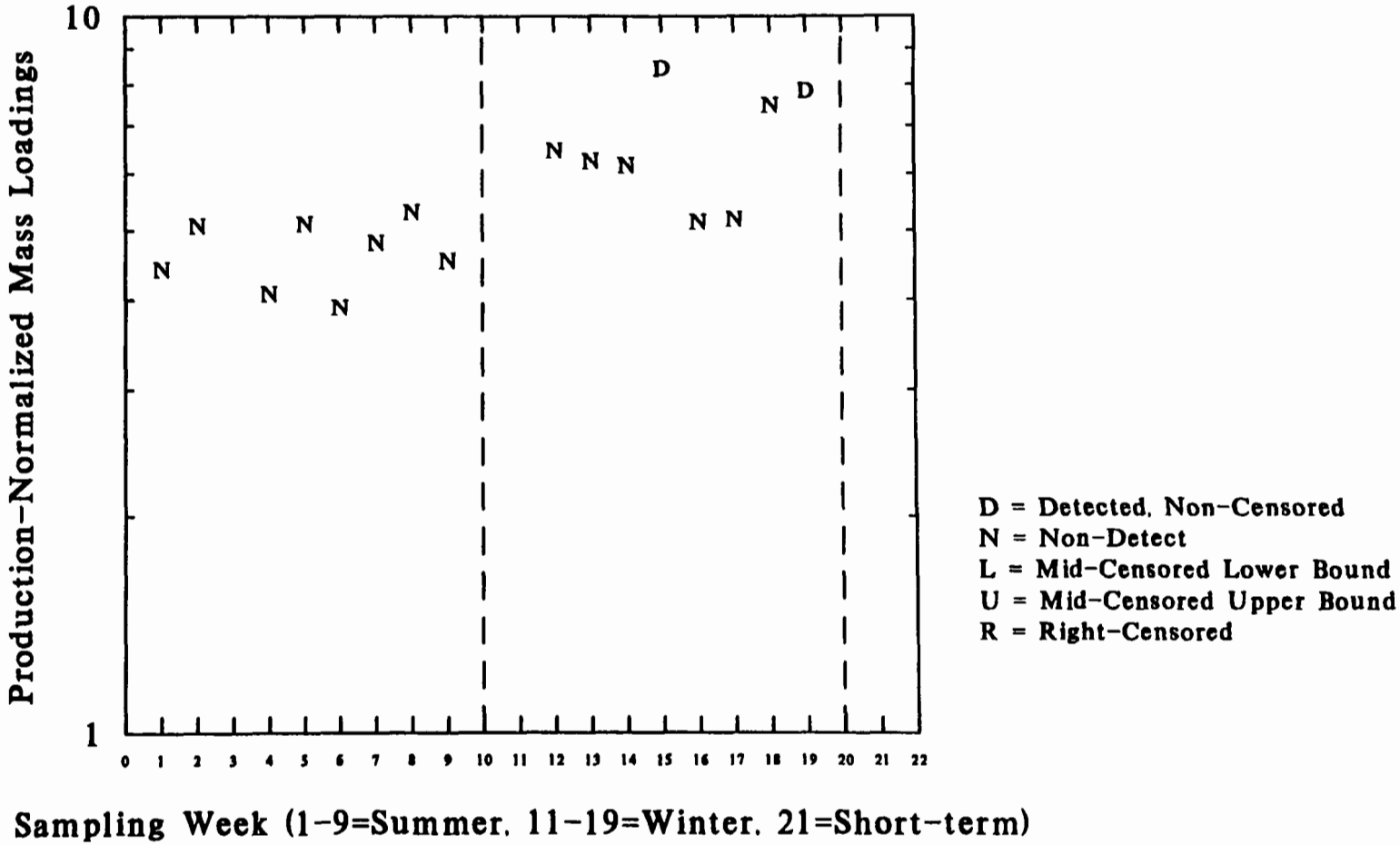

Figure M1-164. Time Plot for 2-Butanone (MEK) (G/KKG)
Subcategory=DS, Option=1, Stream=ACID

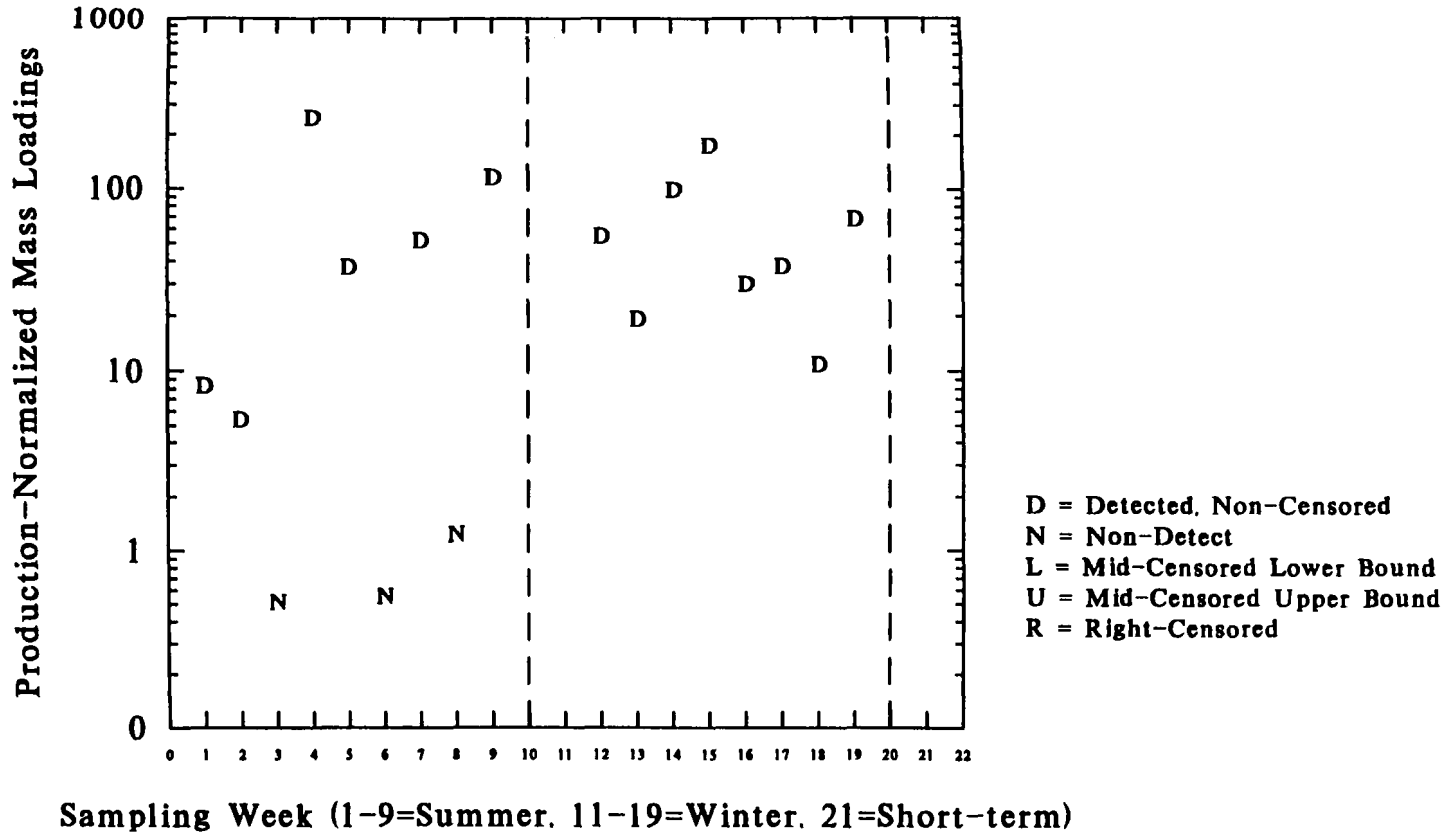

Figure M1-165. Time Plot for 2-Butanone (MEK) (G/KKG)
Subcategory=DS, Option=1, Stream=ALK

APPENDIX N

BAT Probability Plots

(Includes probability plots for chlorinated phenolics, TCDD, and TCDF in final effluent although limitations were not proposed for these pollutants in the final effluent.)

When the data set includes only one or no detected values, only the probability plot for "All Samples" is presented.

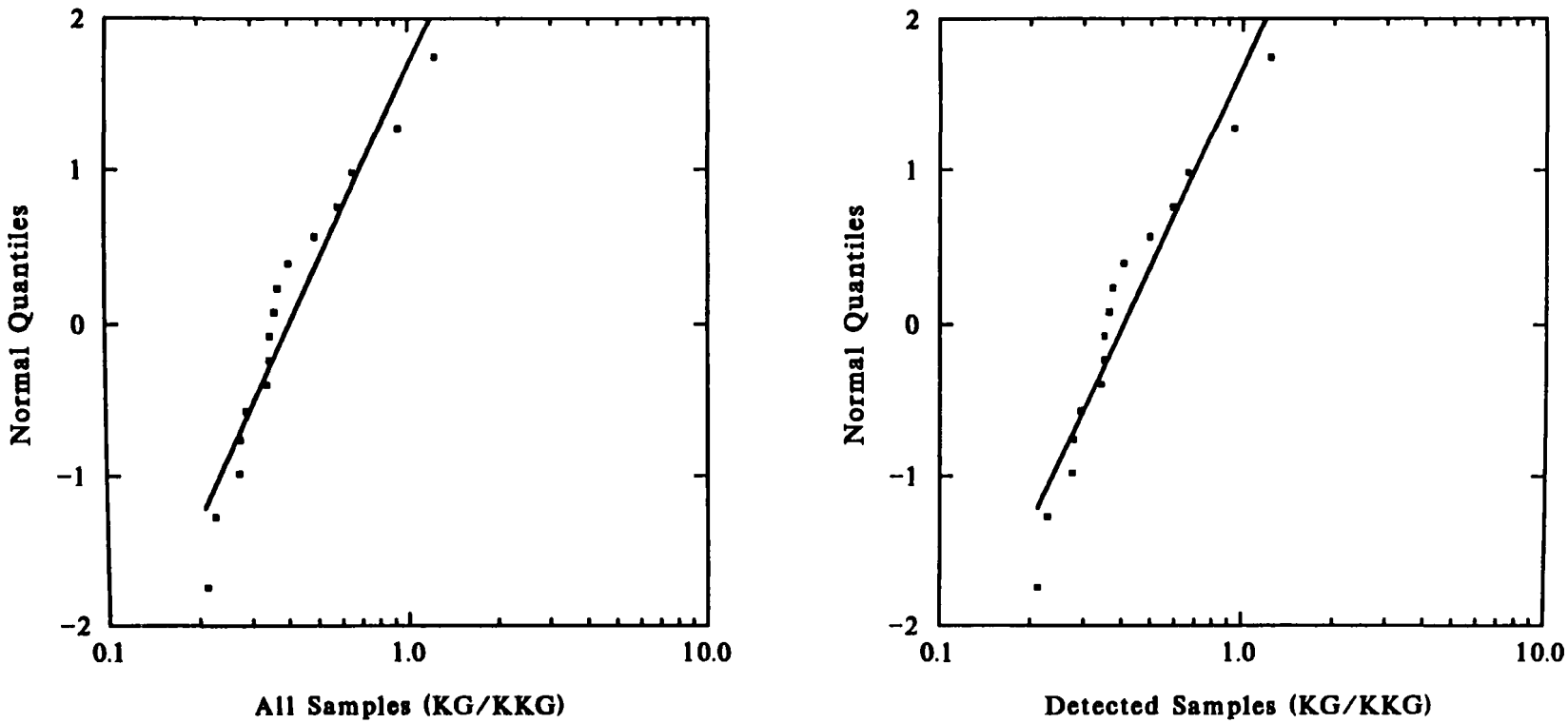

Figure N1-1. Lognormal Probability Plots for AOX
Subcategory=BPK, Option=3, Stream=FE
All Observations Treated as Uncensored

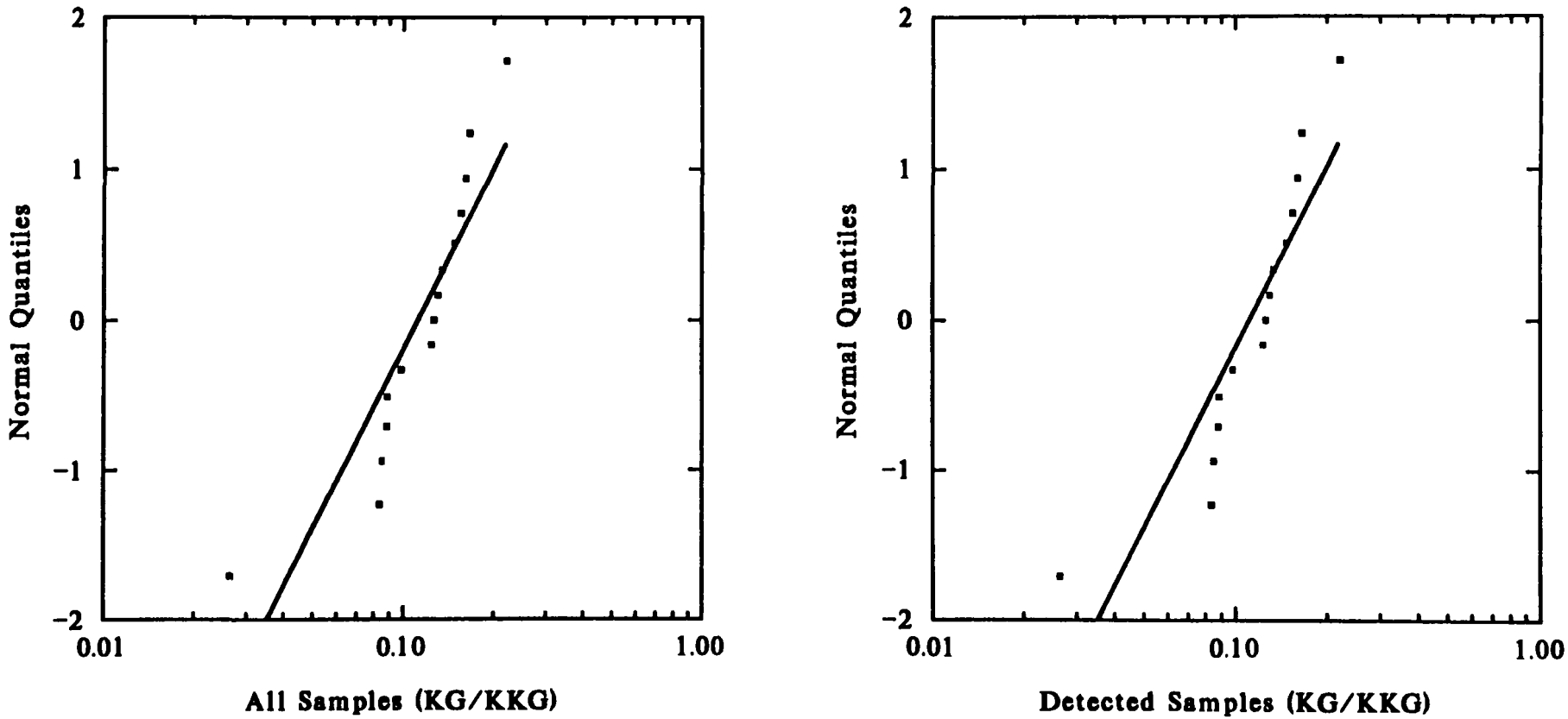

Figure N1-2. Lognormal Probability Plots for AOX
Subcategory=BPK, Option=4, Stream=FE
All Observations Treated as Uncensored

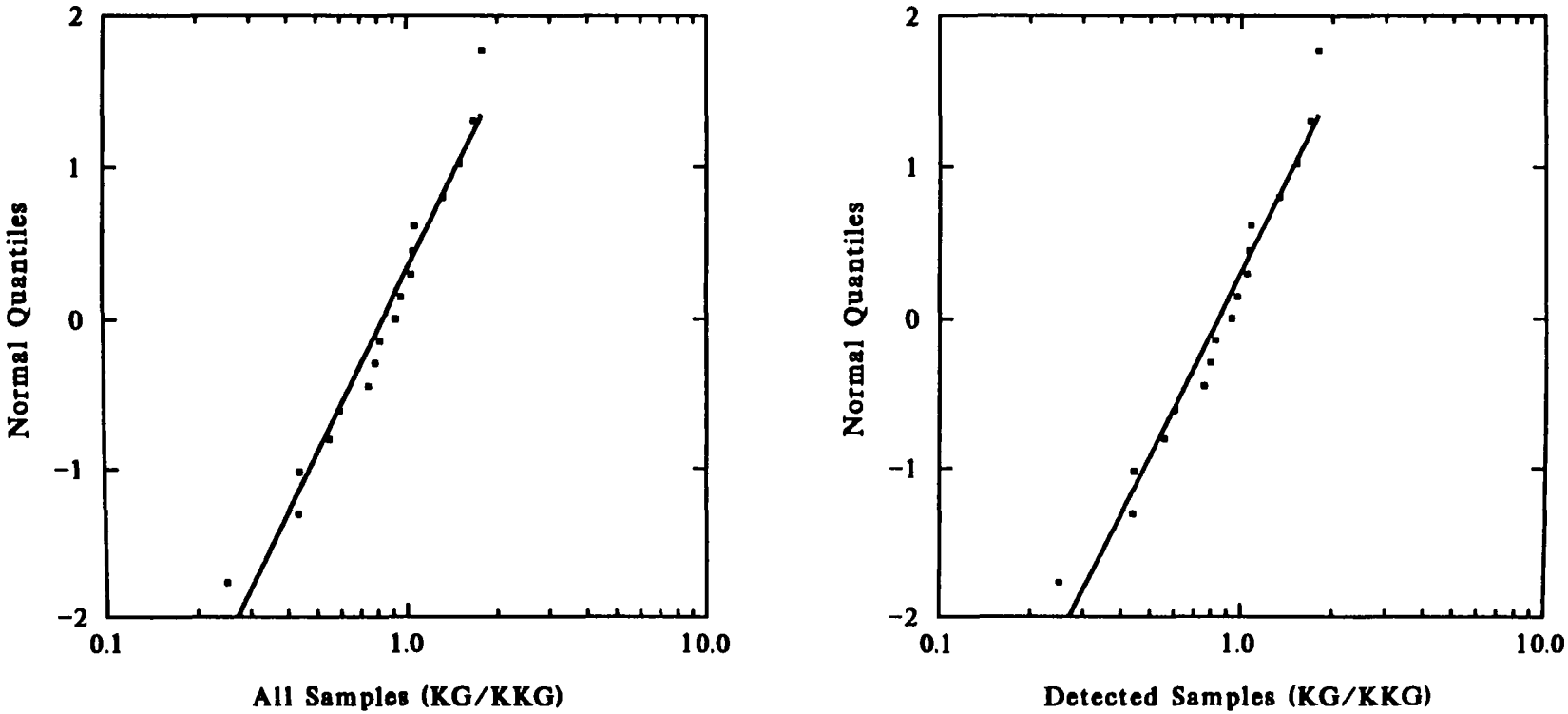

Figure N1-3. Lognormal Probability Plots for AOX
Subcategory=DS, Option=1, Stream=FE
All Observations Treated as Uncensored

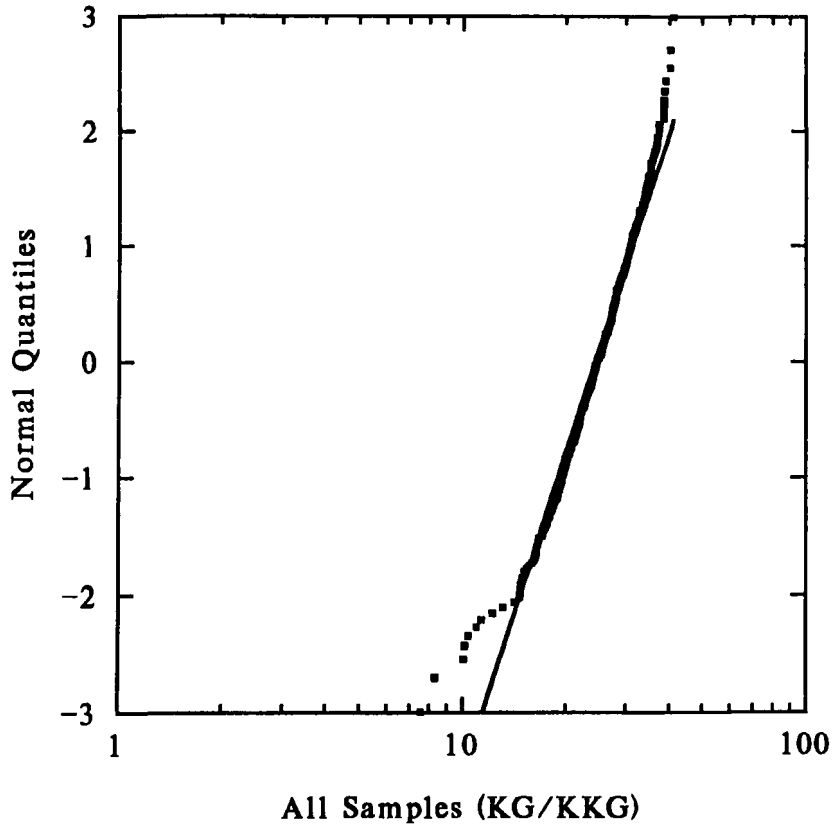

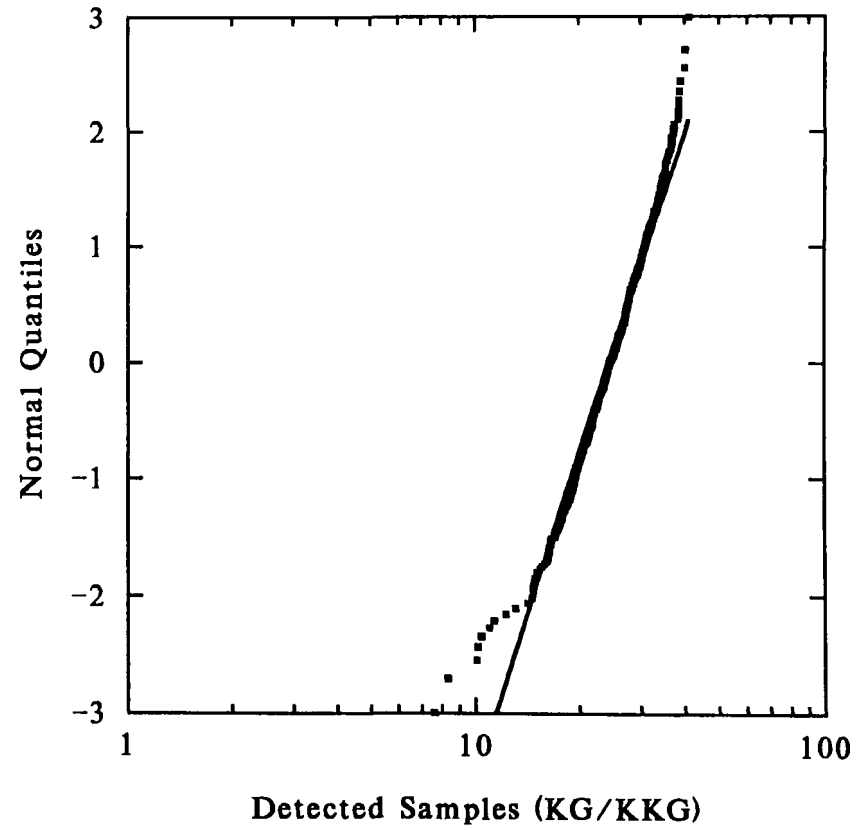

Figure N1-4. Lognormal Probability Plots for COD
Subcategory=BPK, Option=A, Stream=FE
Source= Questionaire, Mill=1
All Observations Treated as Uncensored

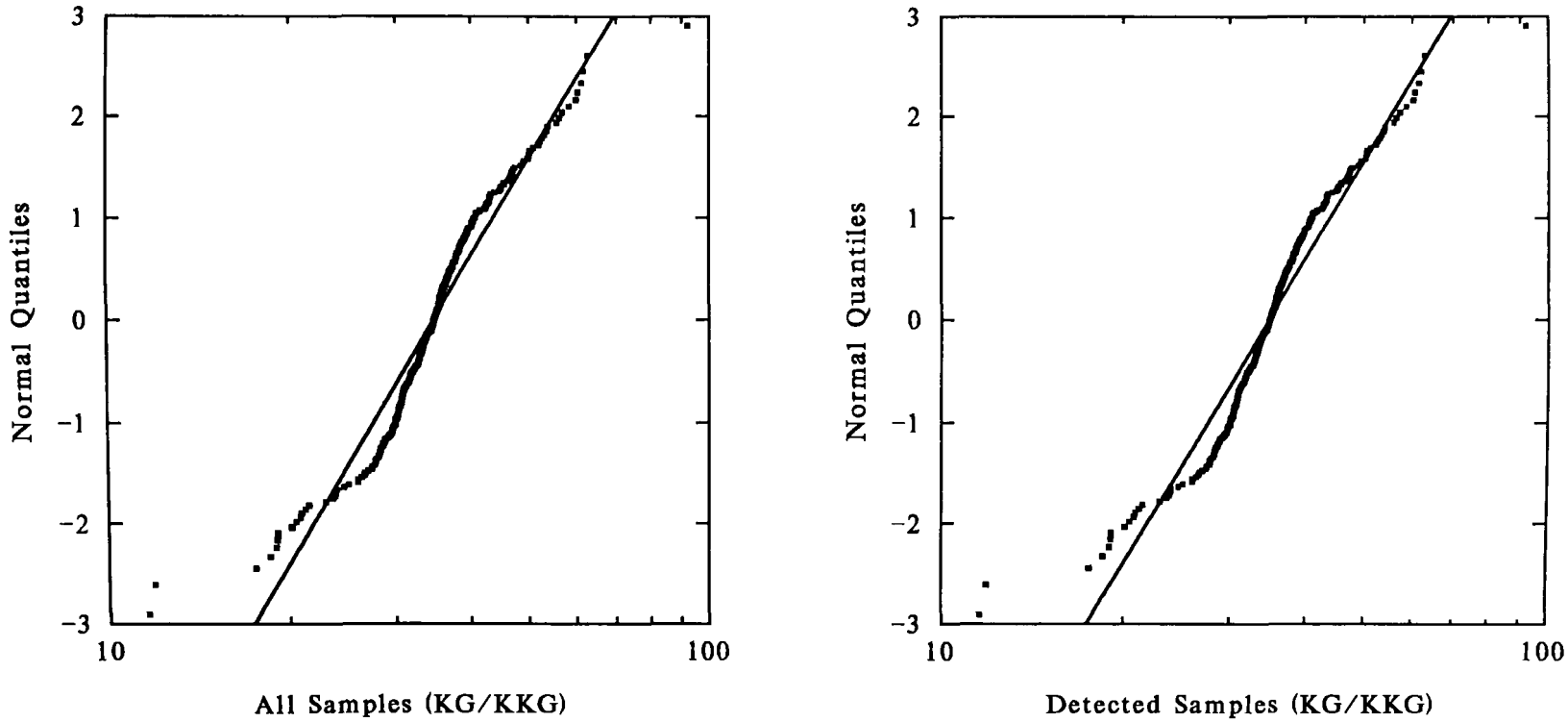

Figure N1-5. Lognormal Probability Plots for COD
Subcategory=BPK, Option=A, Stream=FE
Source= Questionaire, Mill=2
All Observations Treated as Uncensored

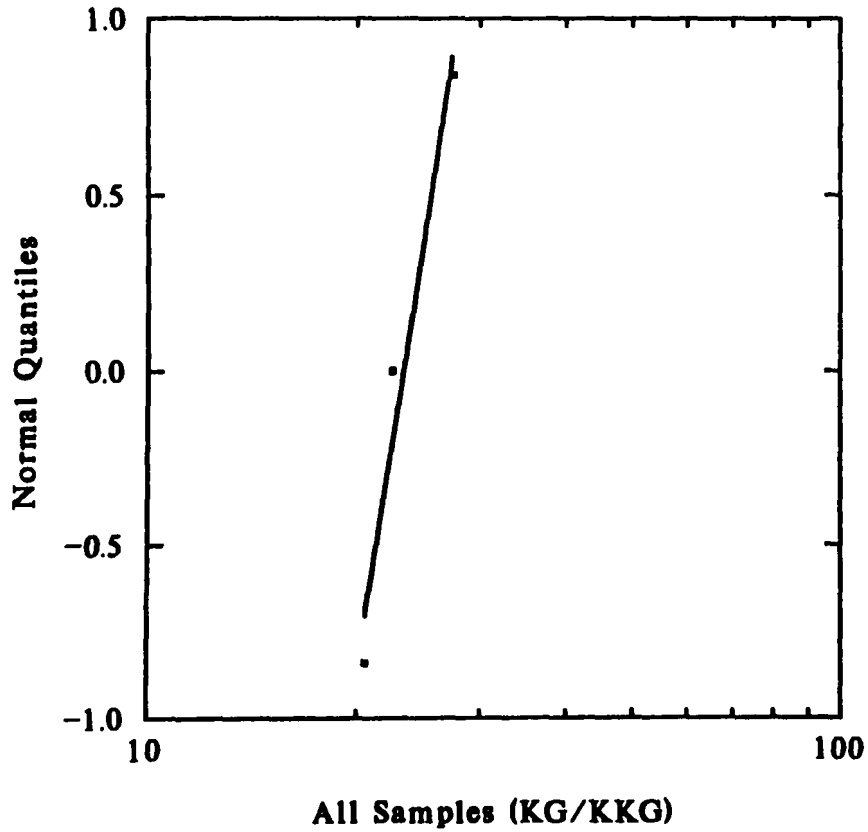

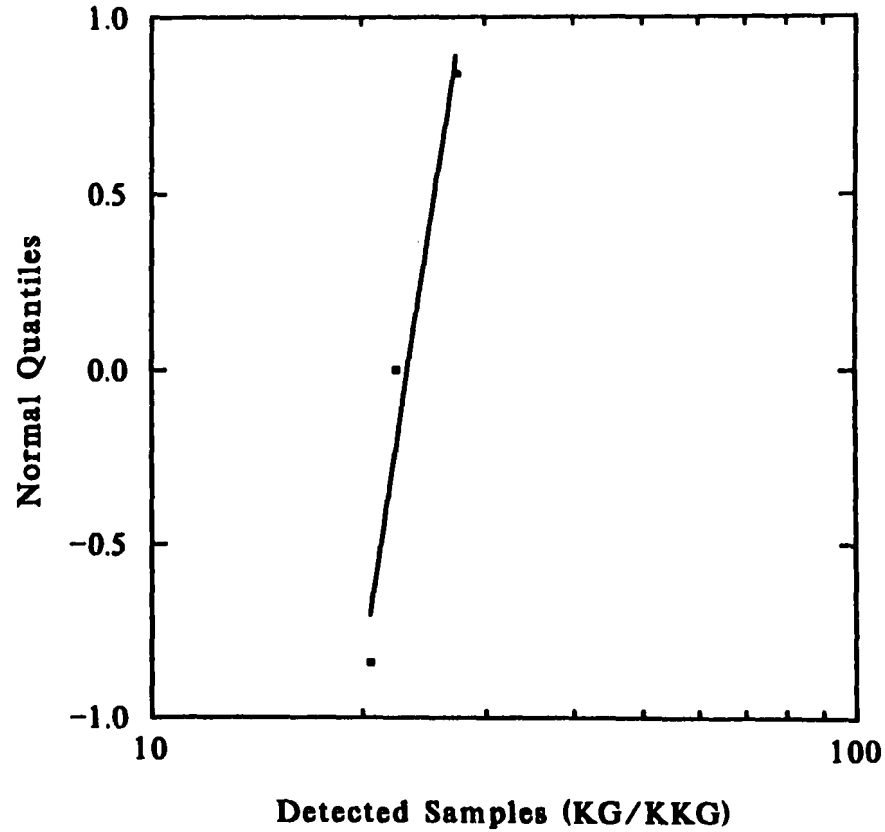

Figure N1-6. Lognormal Probability Plots for COD
Subcategory=BPK, Option=B, Stream=FE
Source= Short-Term, Mill=1692
All Observations Treated as Uncensored

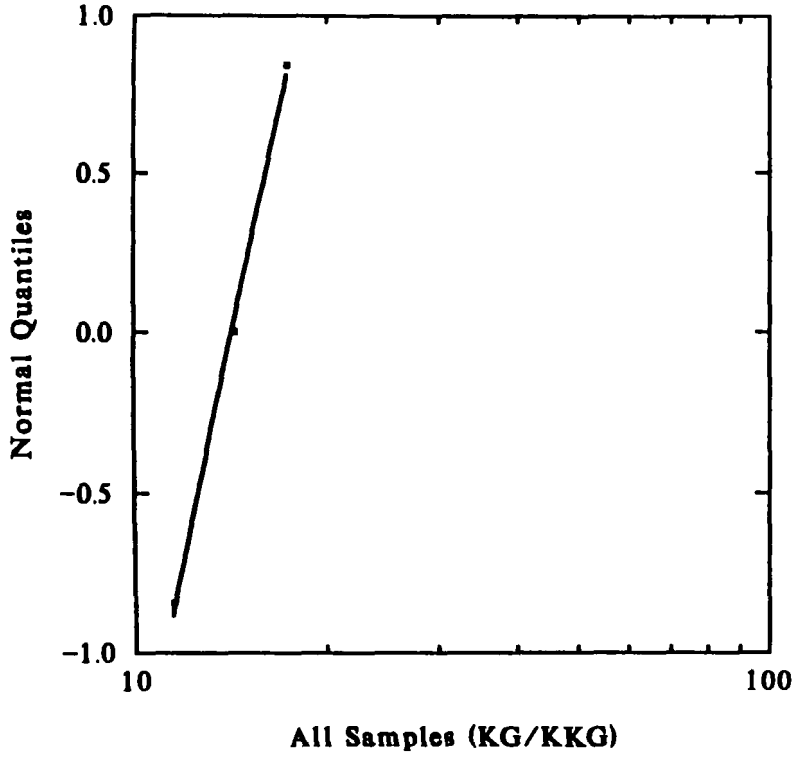

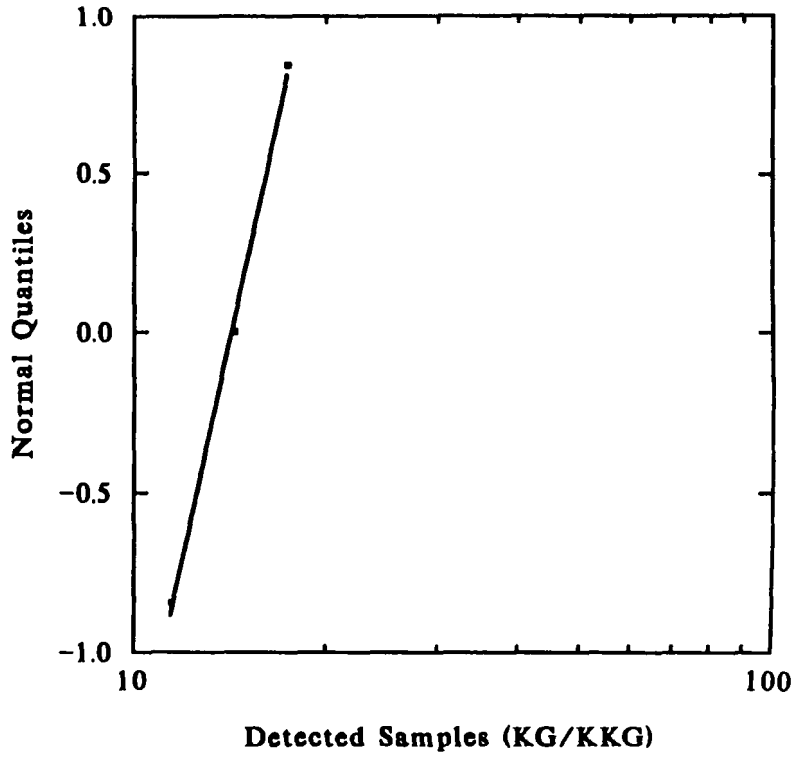

Figure N1-7. Lognormal Probability Plots for COD
Subcategory=BPK, Option=B, Stream=FE
Source= Short-Term, Mill=1886
All Observations Treated as Uncensored

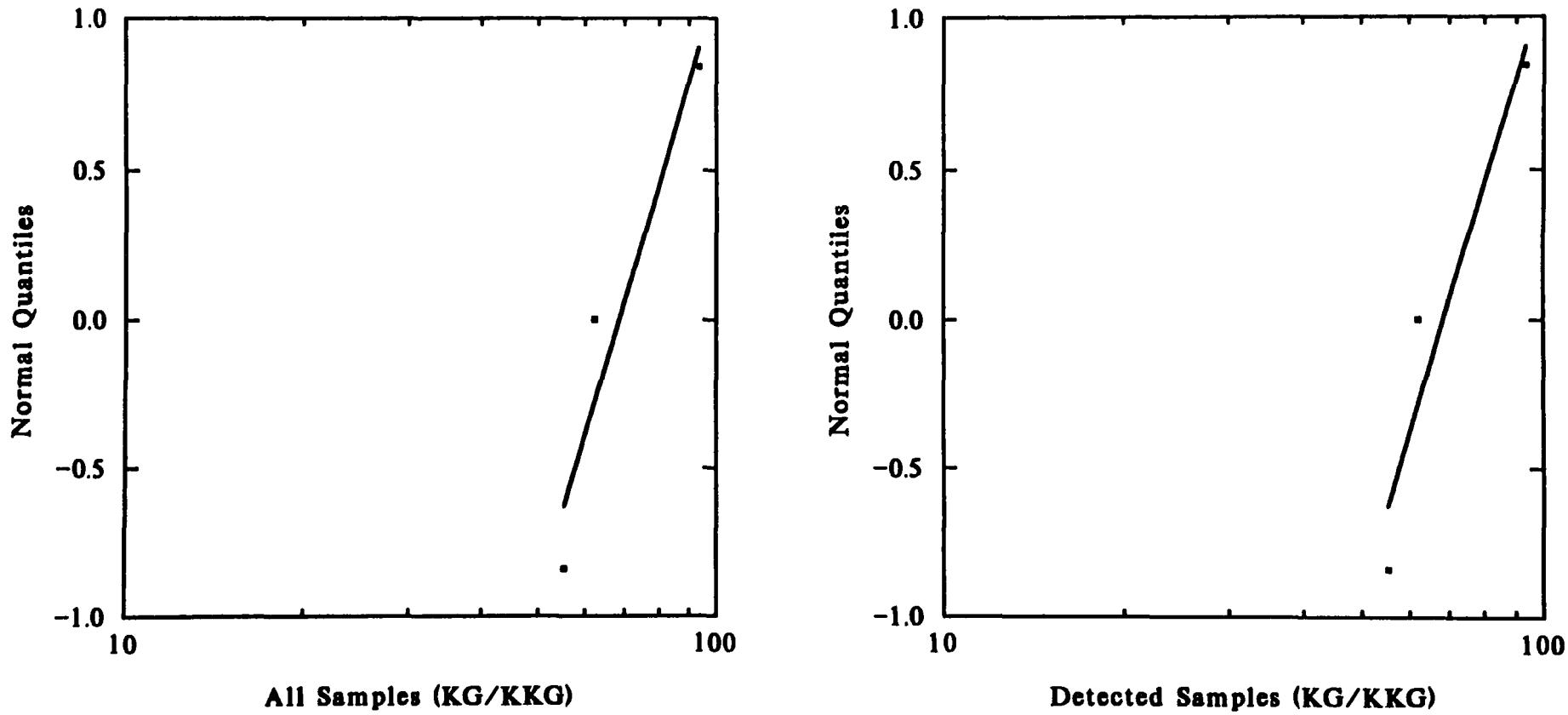

Figure N1-8. Lognormal Probability Plots for COD
Subcategory=DK, Option= , Stream=FE
Source= Short-Term, Mill=1691
- All Observations Treated as Uncensored

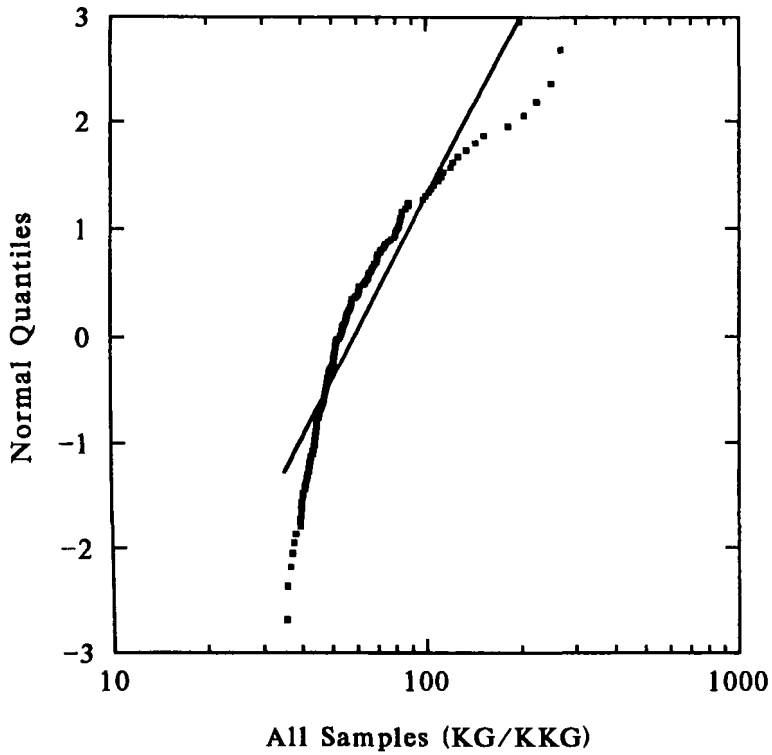

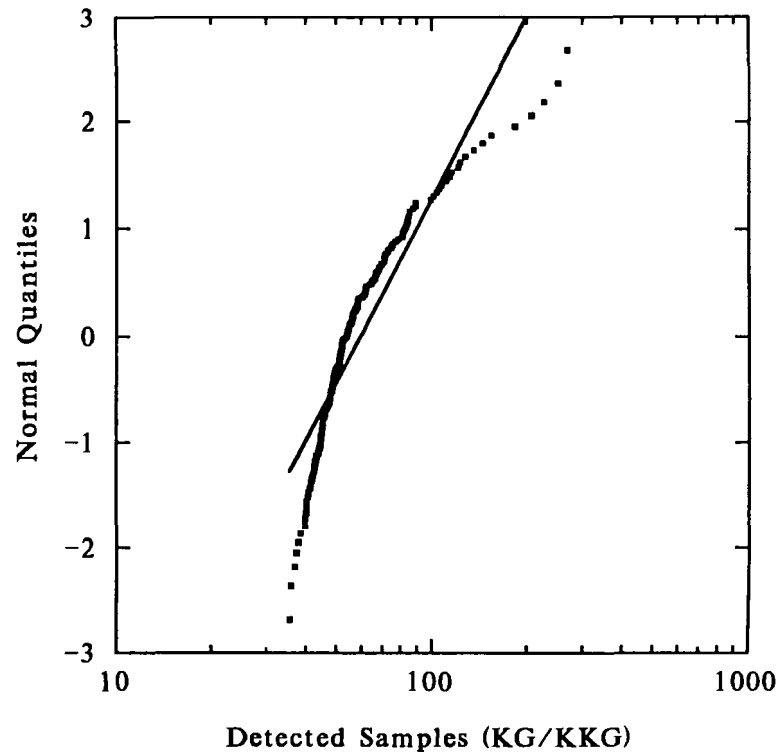

Figure N1-9. Lognormal Probability Plots for COD
Subcategory=PS, Option= , Stream=FE
Source= Questionaire, Mill=3
All Observations Treated as Uncensored

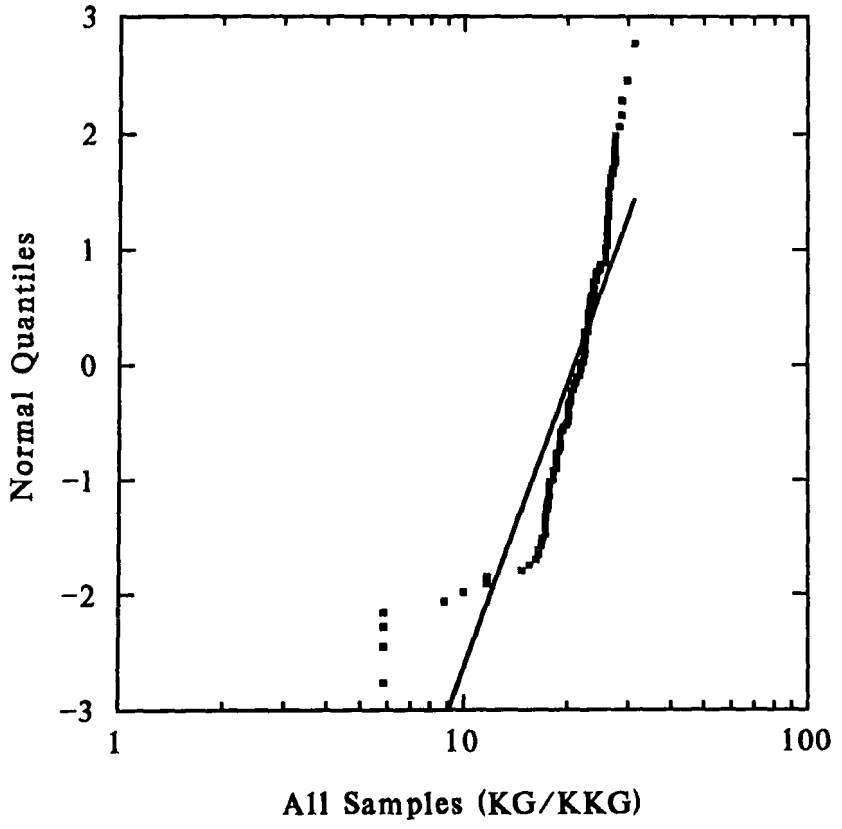

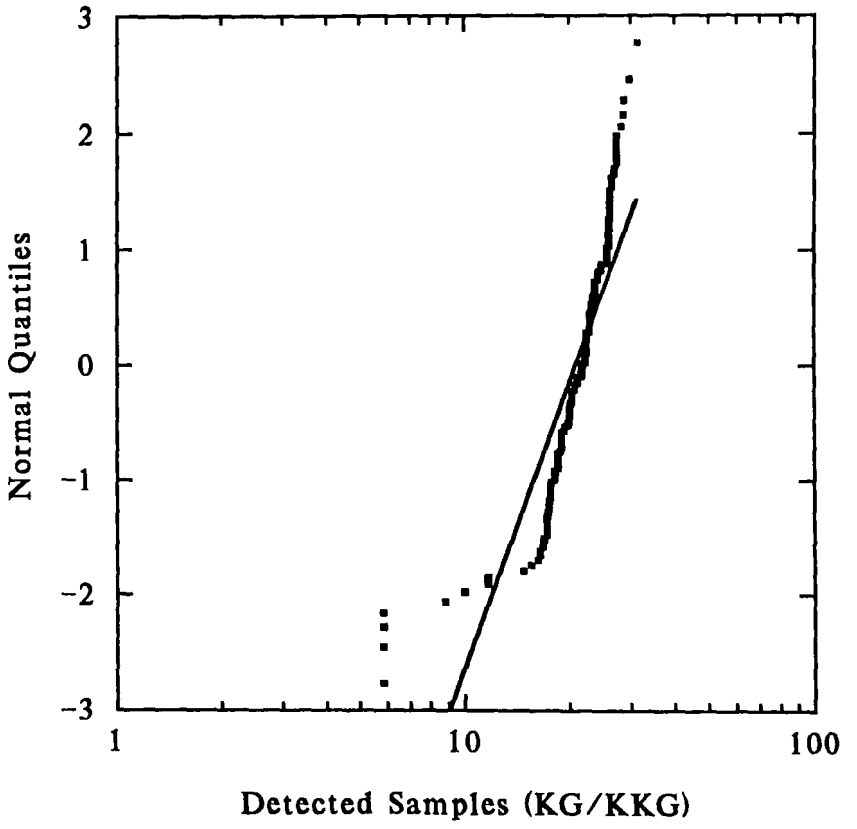

Figure N1-10. Lognormal Probability Plots for COD
Subcategory=UK, Option= , Stream=FE
Source= Questionaire, Mill=4
All Observations Treated as Uncensored

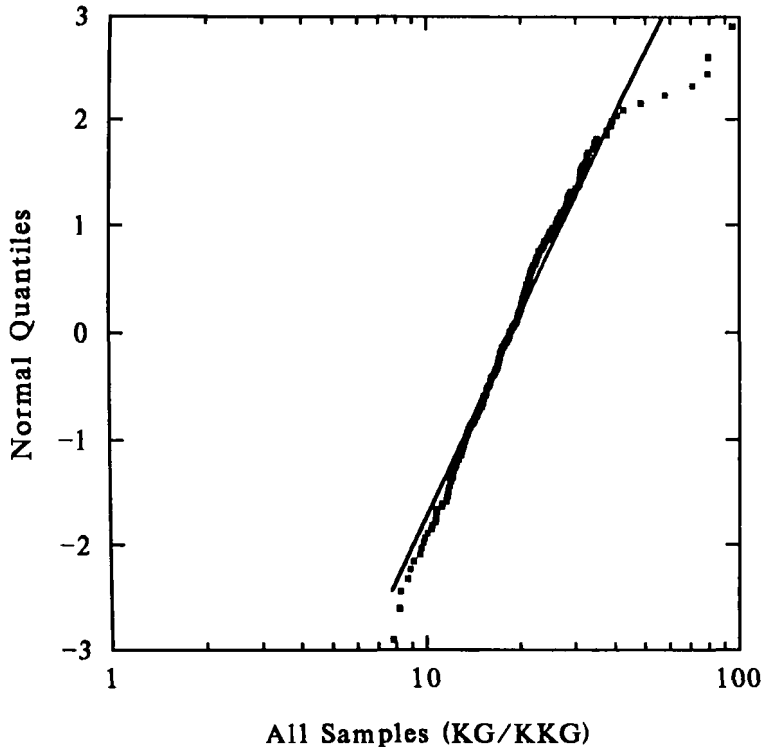

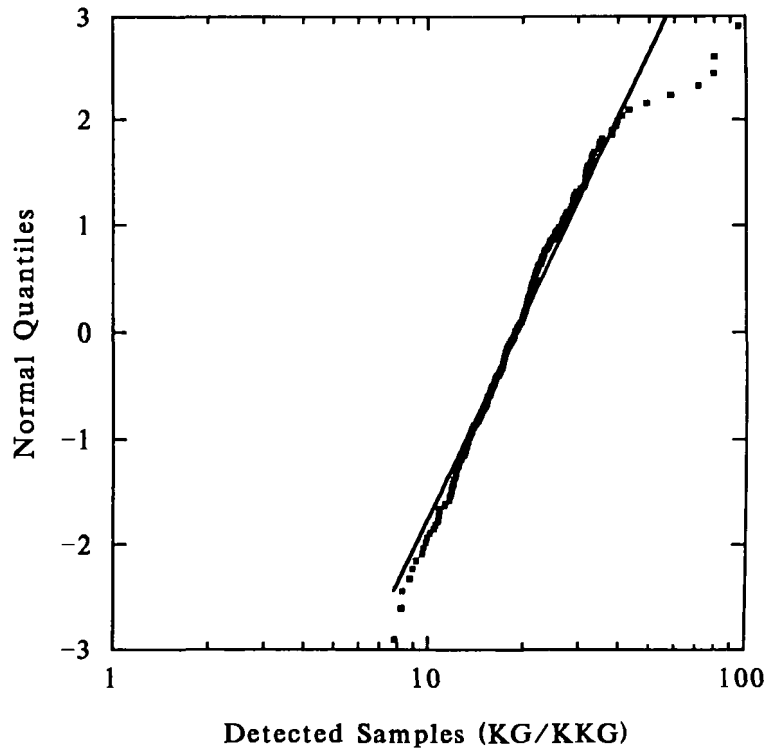

Figure N1-11. Lognormal Probability Plots for COD
Subcategory=UK, Option= , Stream=FE
Source= Questionaire, Mill=5
All Observations Treated as Uncensored

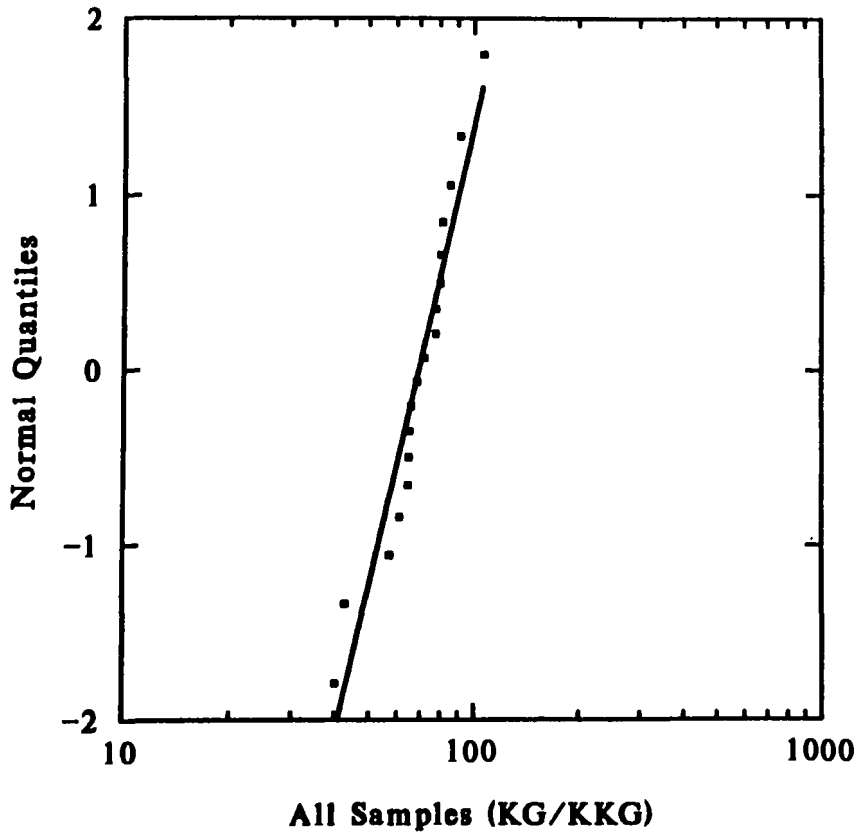

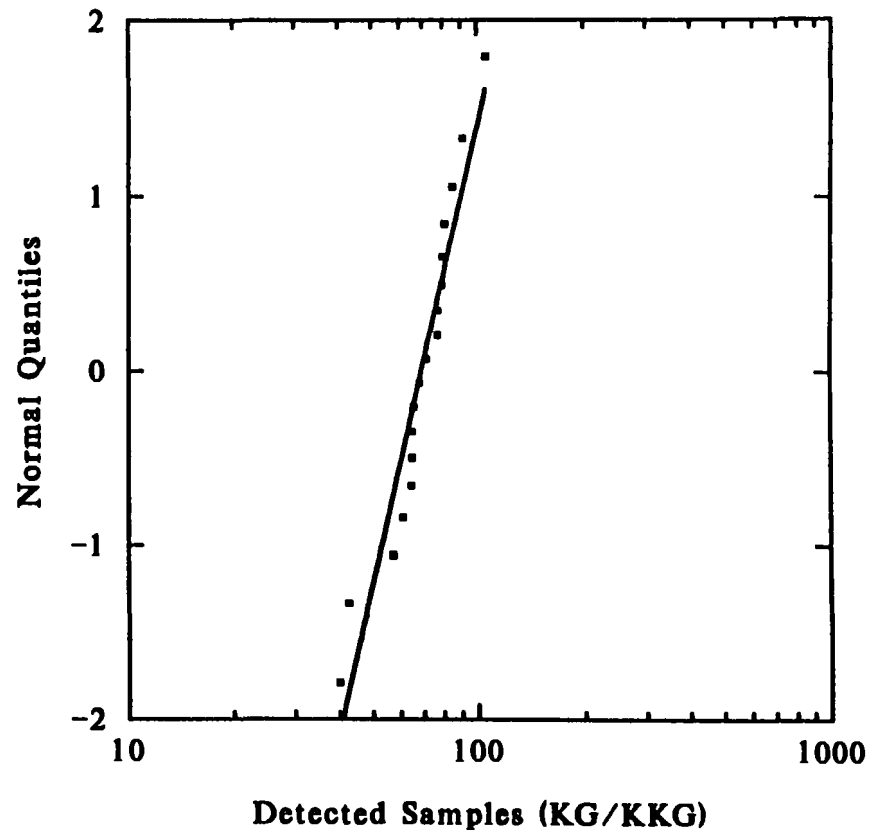

Figure N1-12. Lognormal Probability Plots for COLOR
Subcategory=BPK, Option=4, Stream=FE
All Observations Treated as Uncensored

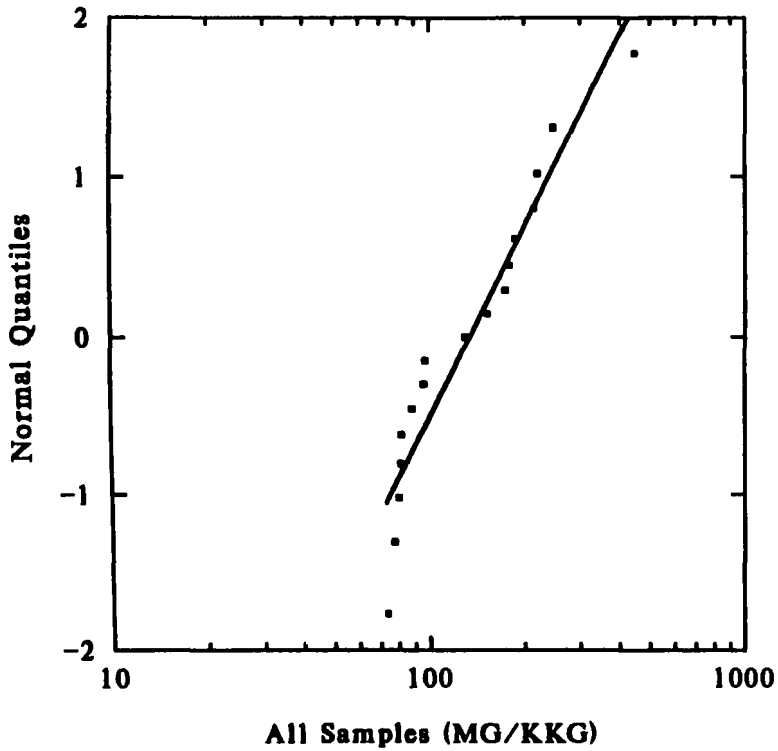

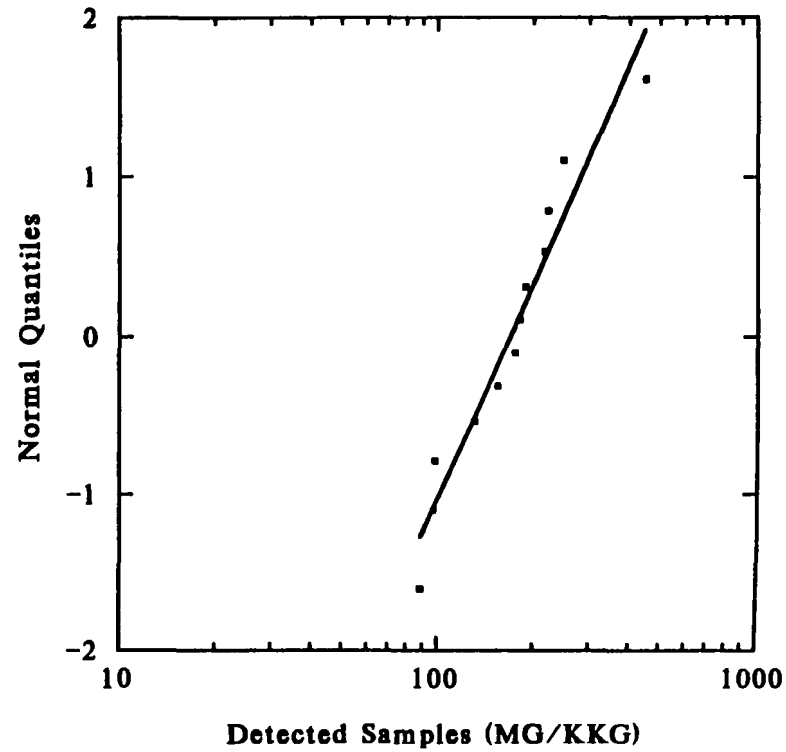

Figure N1-13. Lognormal Probability Plots for Tetrachlorocatechol
Subcategory=BPK, Option=3, Stream=ACID
All Observations Treated as Uncensored

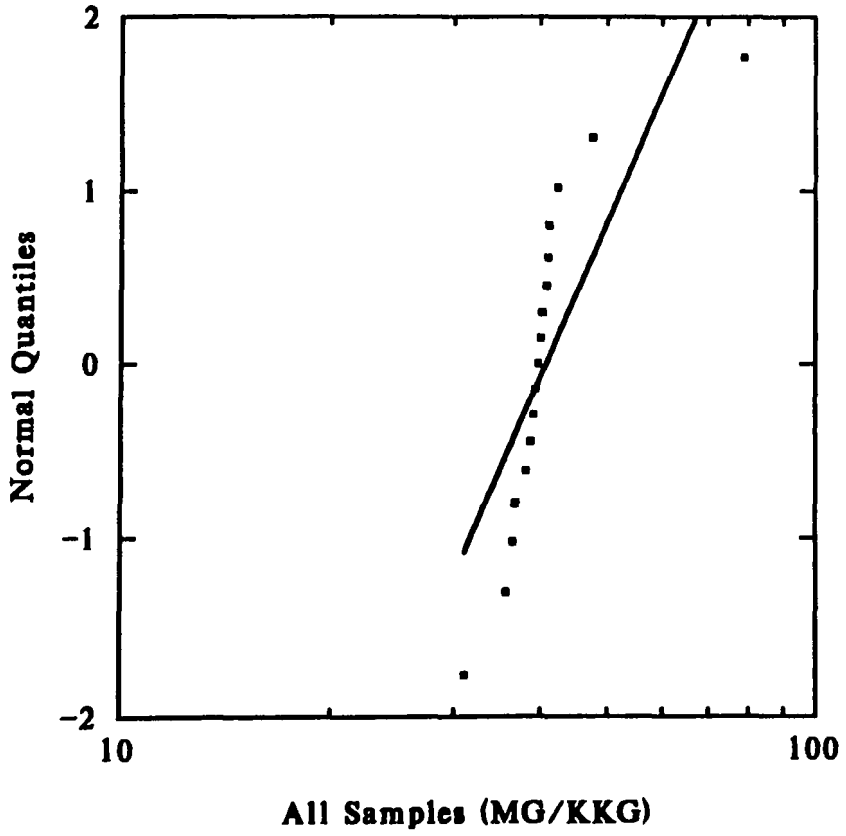

Figure N1-14. Lognormal Probability Plots for Tetrachlorocatechol
Subcategory=BPK, Option=3, Stream=ALK
All Observations Treated as Uncensored

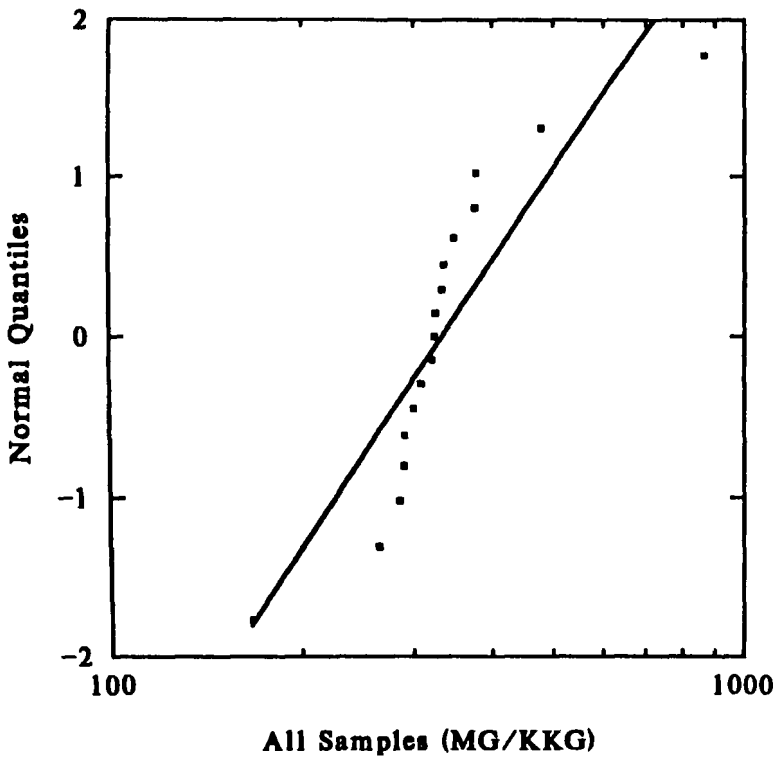

Figure N1-15. Lognormal Probability Plots for Tetrachlorocatechol
Subcategory=BPK, Option=3, Stream=FE
All Observations Treated as Uncensored

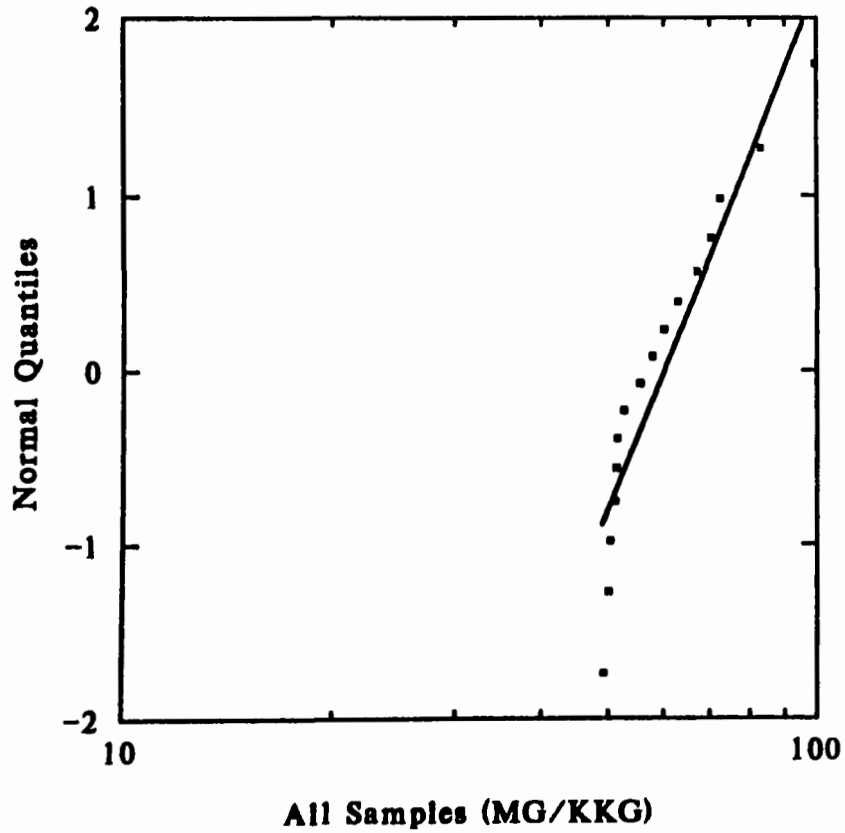

Figure N1-16. Lognormal Probability Plots for Tetrachlorocatechol
Subcategory=BPK. Option=4. Stream=ACID
All Observations Treated as Uncensored

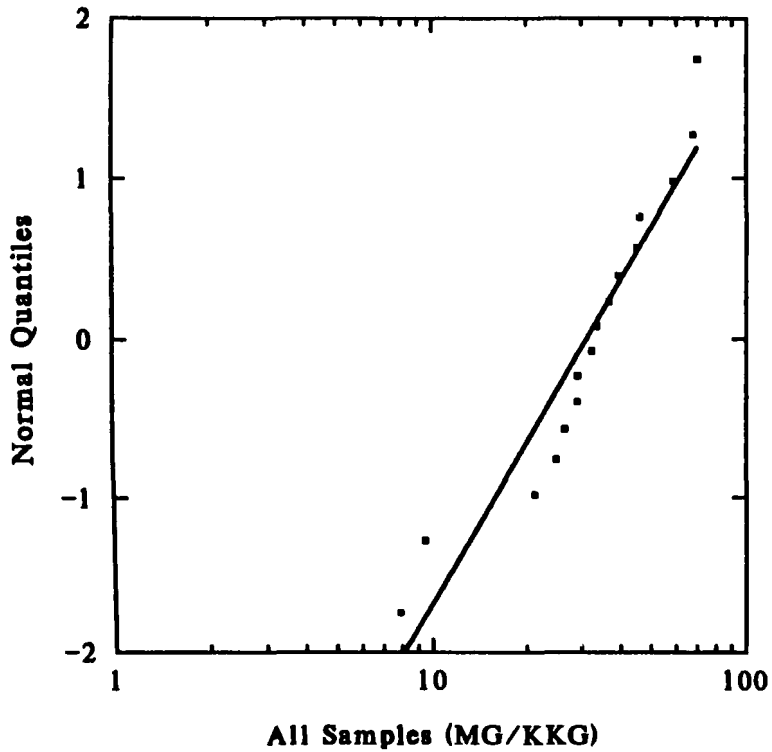

Figure N1-17. Lognormal Probability Plots for Tetrachlorocatechol
Subcategory=BPK, Option=4, Stream=ALK
All Observations Treated as Uncensored

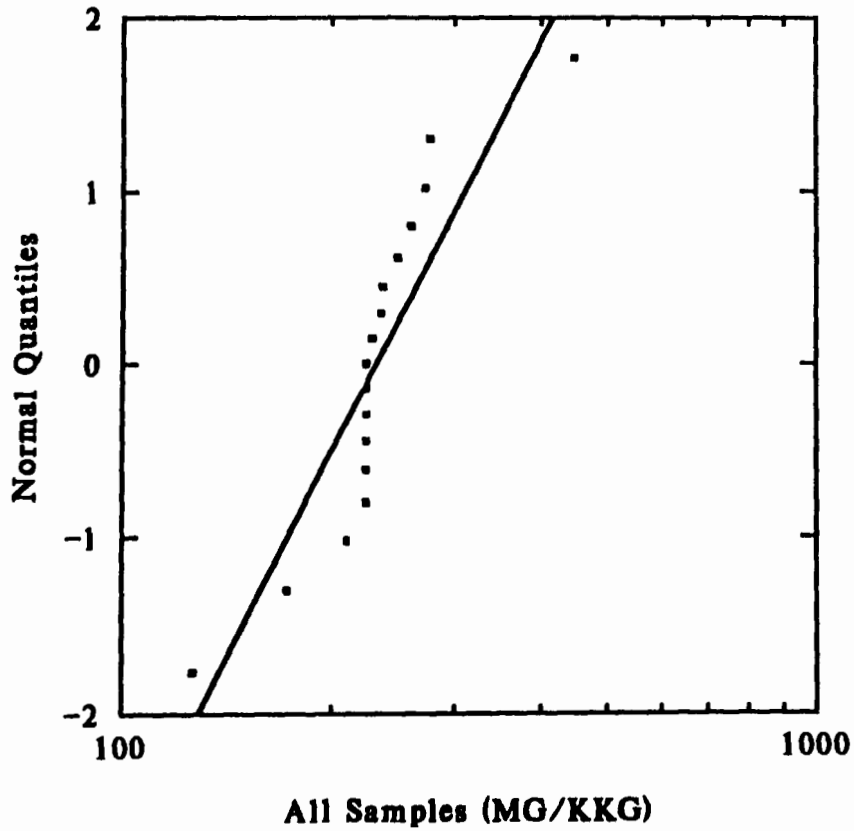

Figure N1-18. Lognormal Probability Plots for Tetrachlorocatechol
Subcategory=BPK, Option=4, Stream=FE
All Observations Treated as Uncensored

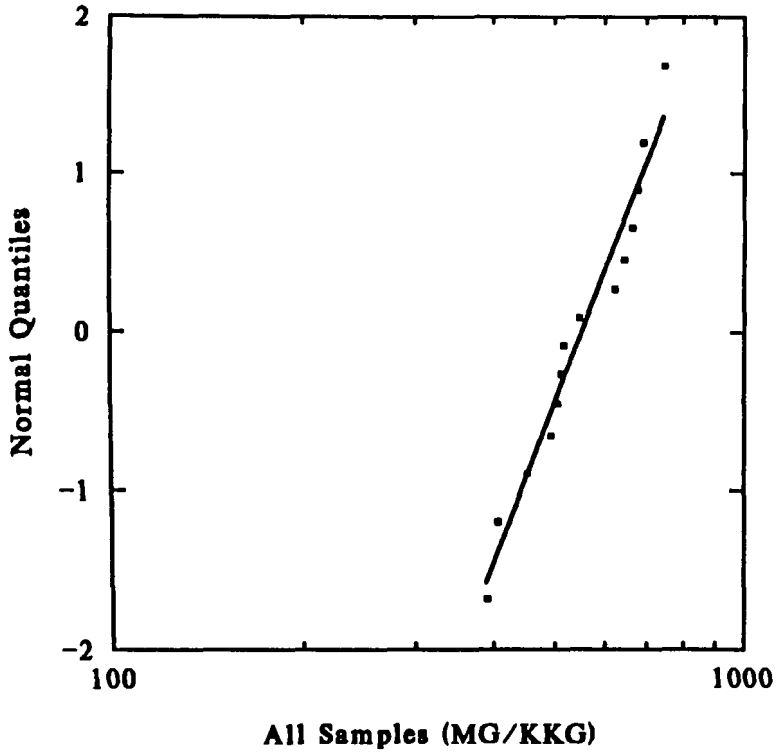

Figure N1-19. Lognormal Probability Plots for Tetrachlorocatechol
Subcategory=DS. Option=1. Stream=ACID
All Observations Treated as Uncensored

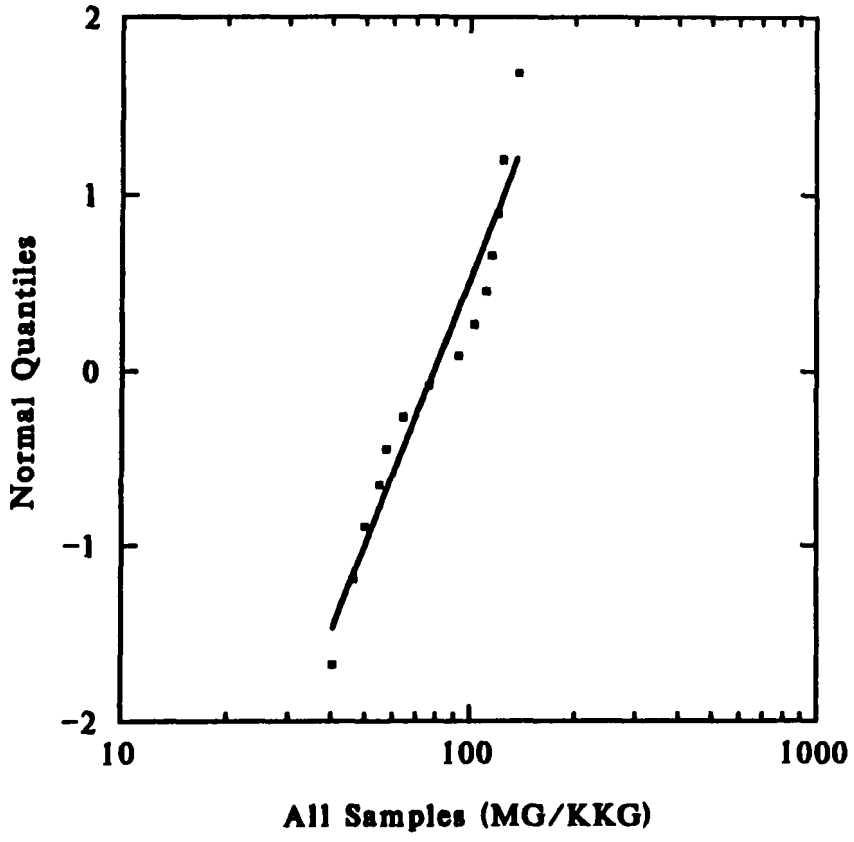

Figure N1-20. Lognormal Probability Plots for Tetrachlorocatechol
Subcategory=DS, Option=1, Stream=ALK
All Observations Treated as Uncensored

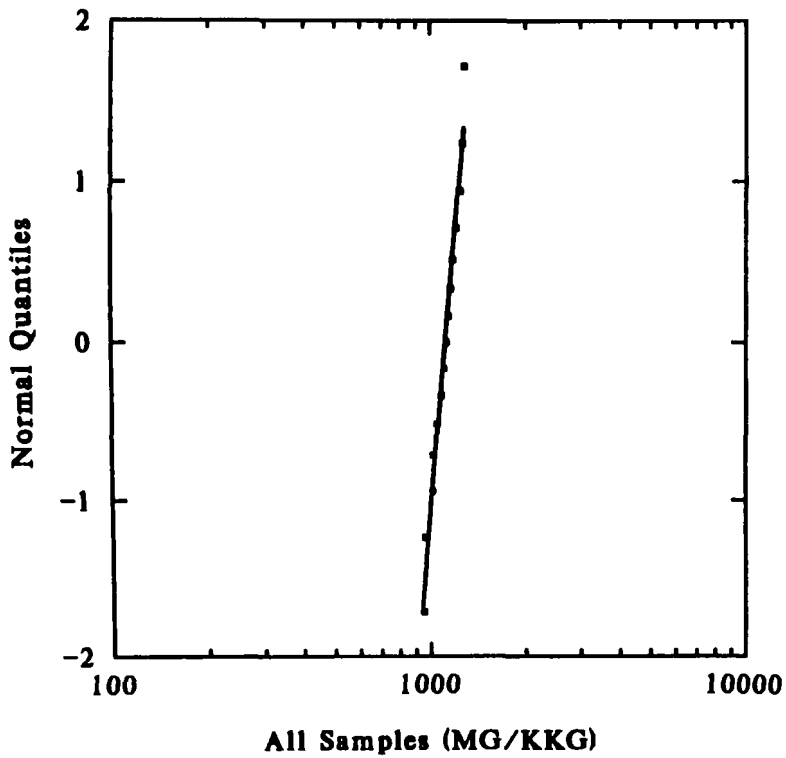

Figure N1-21. Lognormal Probability Plots for Tetrachlorocatechol
Subcategory=DS, Option=1, Stream=FE
All Observations Treated as Uncensored

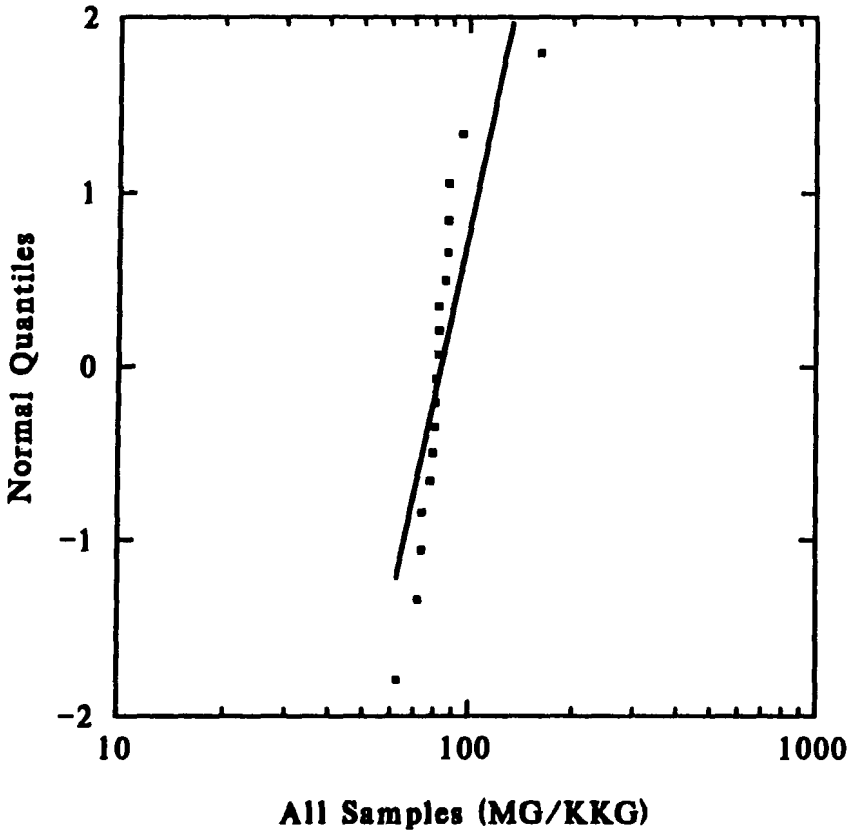

Figure N1-22. Lognormal Probability Plots for Tetrachloroguaiacol
Subcategory=BPK, Option=3, Stream=ACID
All Observations Treated as Uncensored

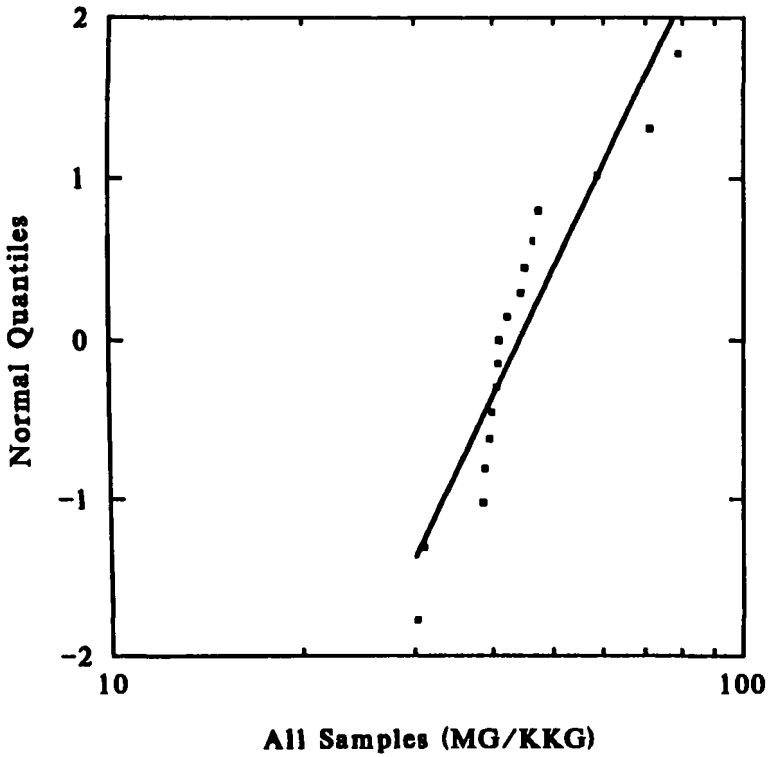

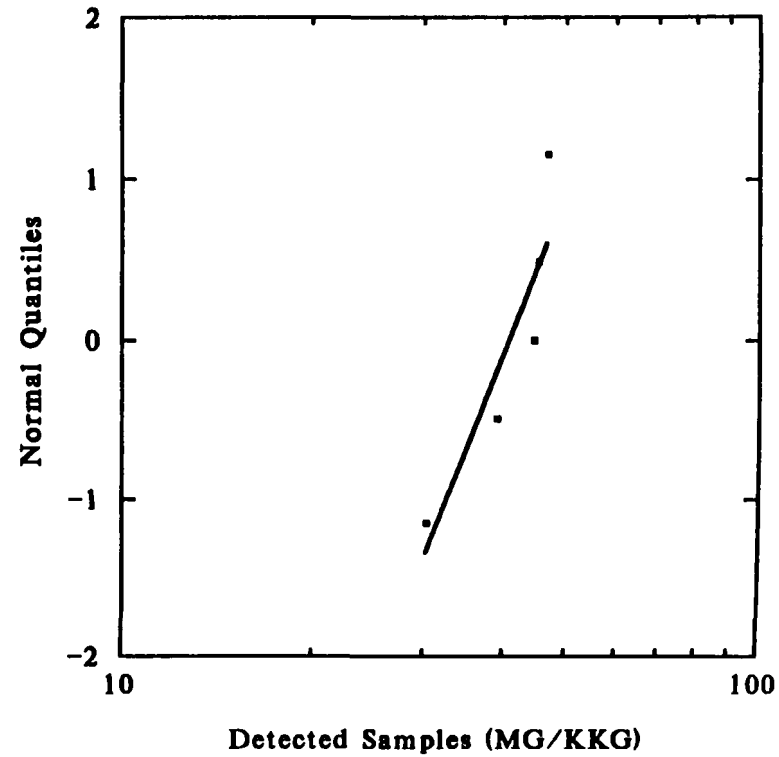

Figure N1-23. Lognormal Probability Plots for Tetrachloroguaiacol
Subcategory=BPK, Option=3, Stream=ALK
All Observations Treated as Uncensored

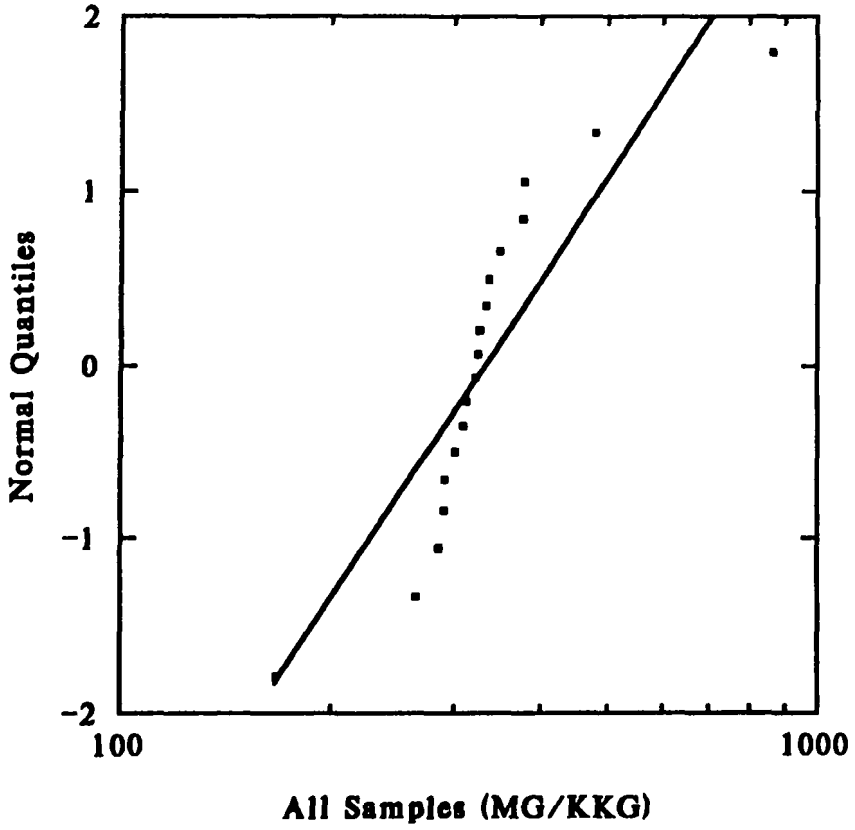

Figure N1-24. Lognormal Probability Plots for Tetrachloroguaiacol
Subcategory=BPK, Option=3, Stream=FE
All Observations Treated as Uncensored

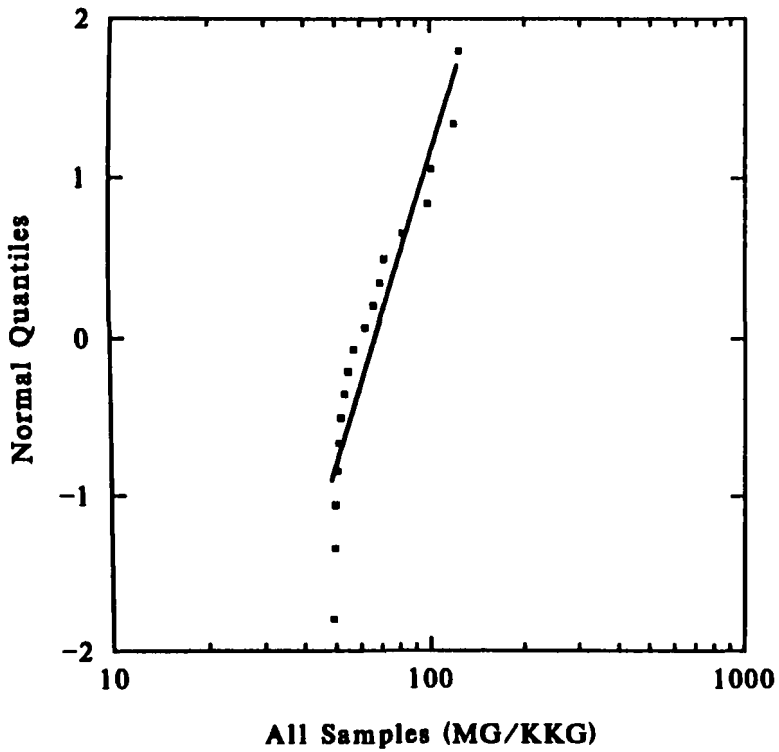

Figure N1-25. Lognormal Probability Plots for Tetrachloroguaiacol
Subcategory=BPK, Option=4, Stream=ACID
All Observations Treated as Uncensored

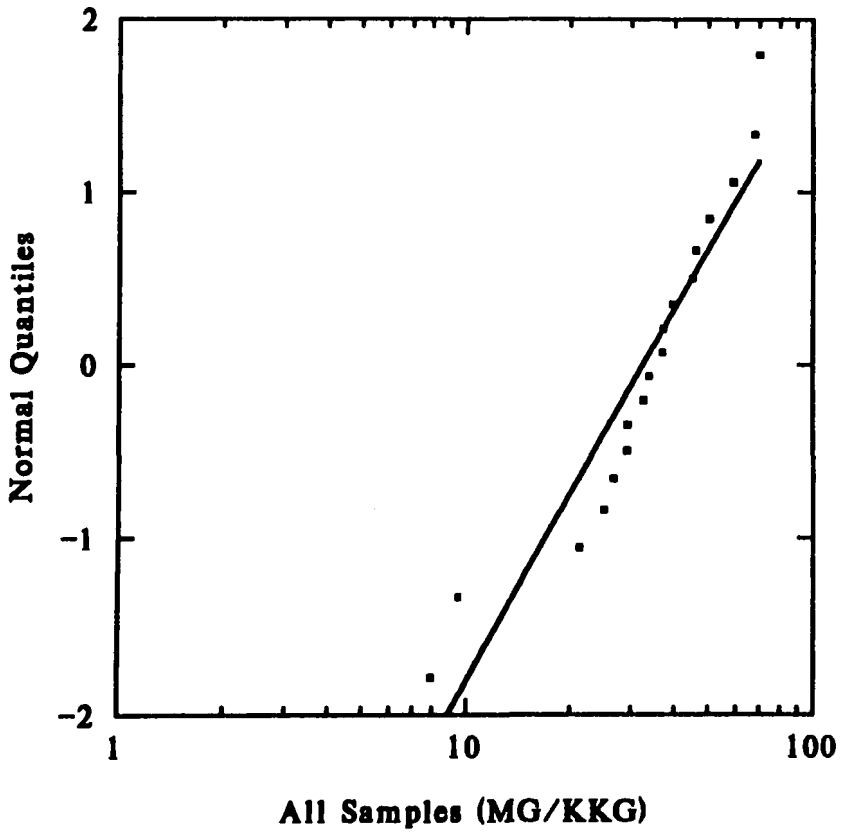

Figure N1-26. Lognormal Probability Plots for Tetrachloroguaiacol
Subcategory=BPK, Option=4, Stream=ALK
All Observations Treated as Uncensored

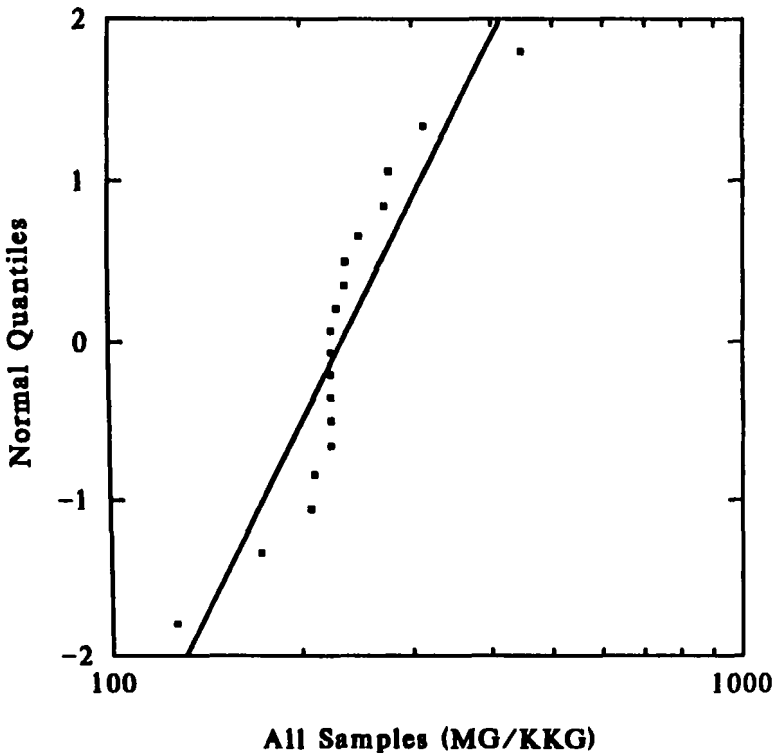

Figure N1-27. Lognormal Probability Plots for Tetrachloroguaiacol
Subcategory=BPK, Option=4, Stream=FE
All Observations Treated as Uncensored

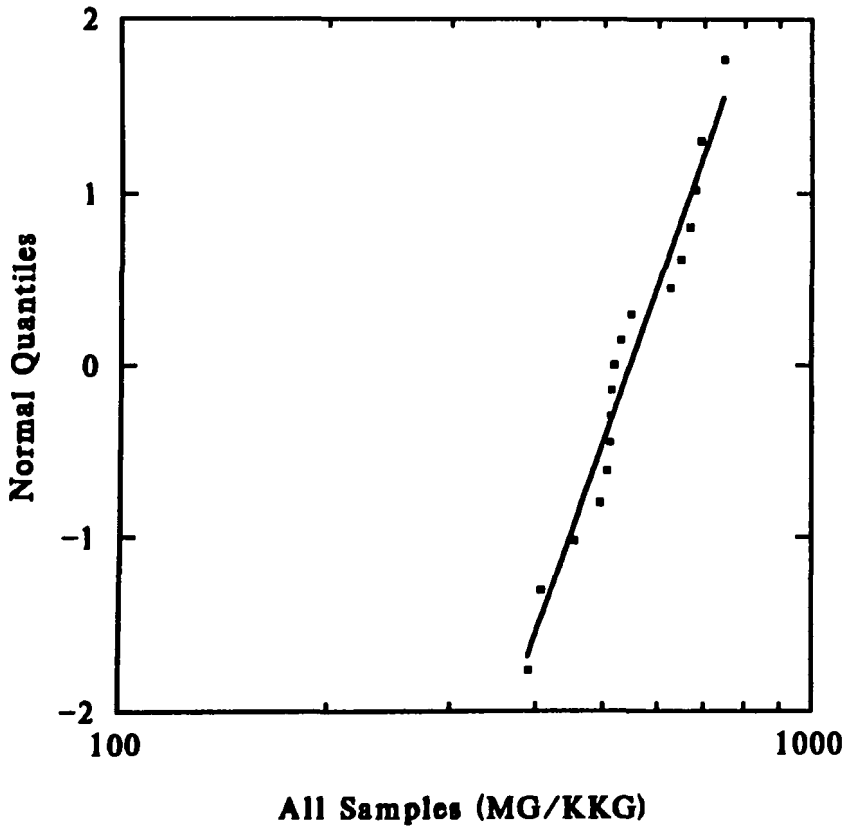

Figure N1-28. Lognormal Probability Plots for Tetrachloroguaiacol
Subcategory=DS, Option=1, Stream=ACID
All Observations Treated as Uncensored

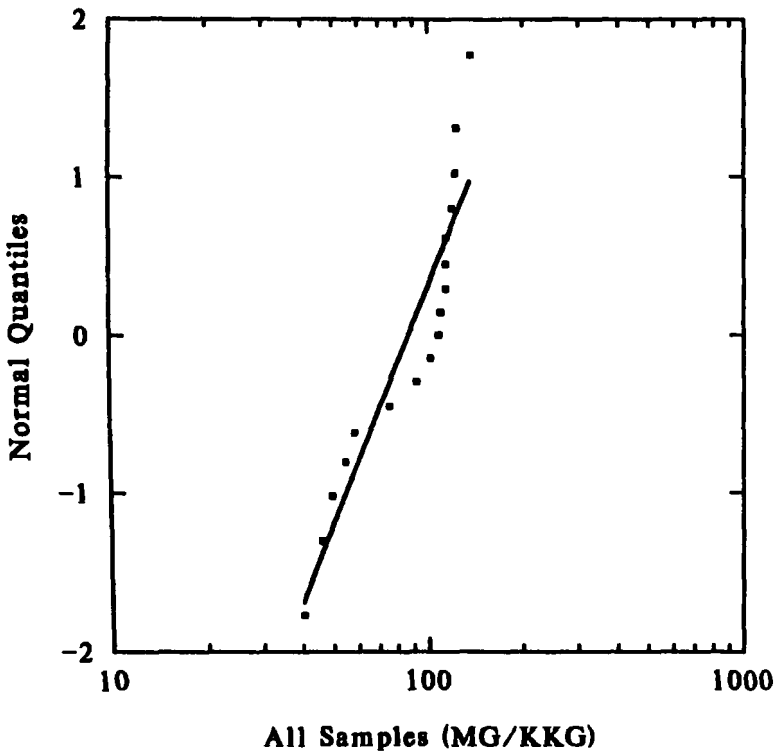

Figure N1-29. Lognormal Probability Plots for Tetrachloroguaiacol
Subcategory=DS, Option=1, Stream=ALK
All Observations Treated as Uncensored

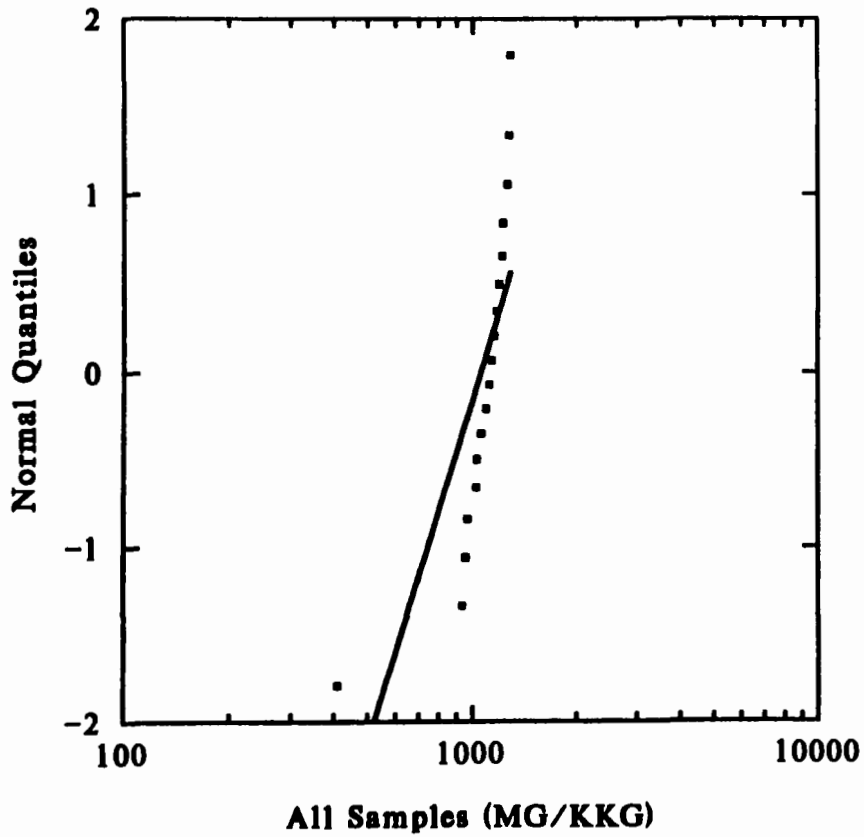

Figure N1-30. Lognormal Probability Plots for Tetrachloroguaiacol
Subcategory=DS, Option=1, Stream=FE
All Observations Treated as Uncensored

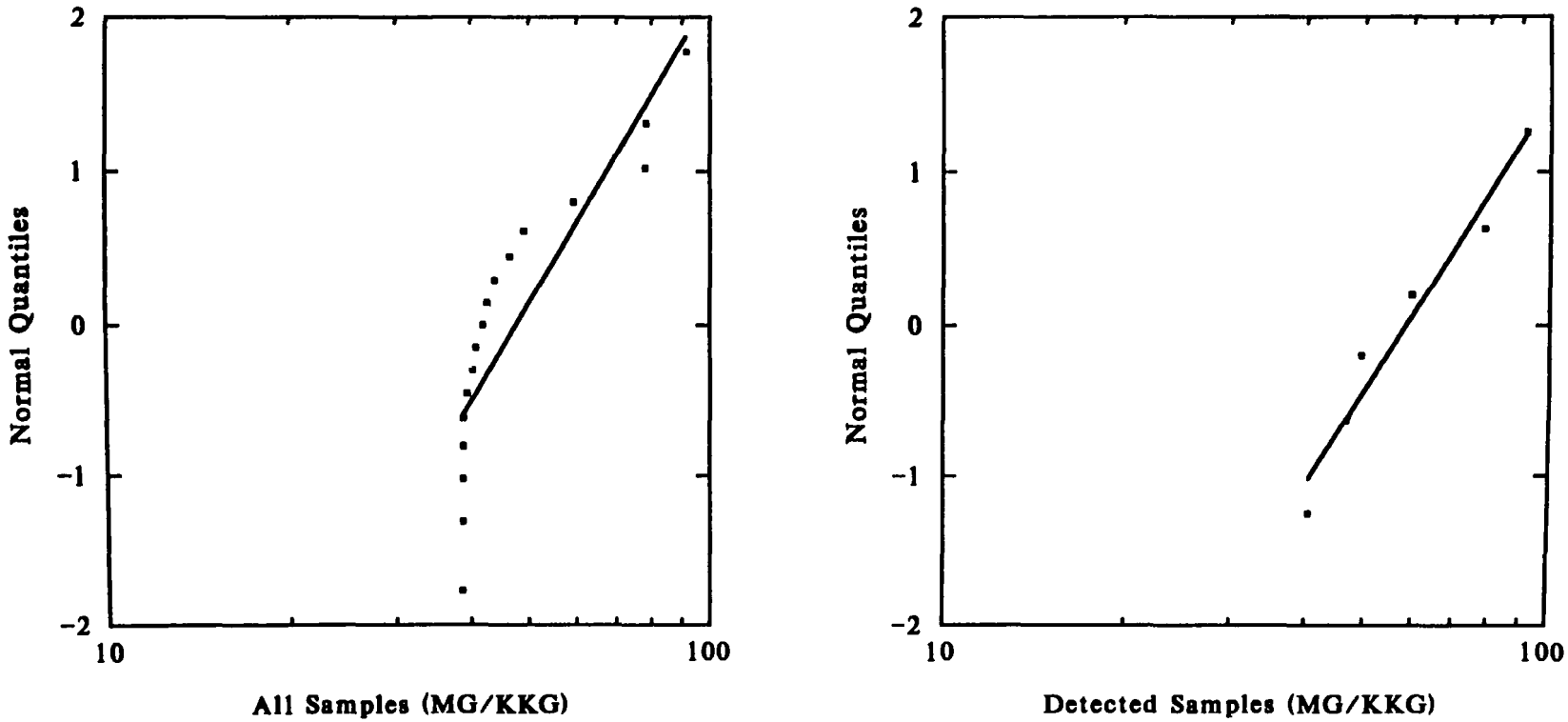

Figure N1-31. Lognormal Probability Plots for Trichlorosyringol
Subcategory=BPK. Option=3. Stream=ACID
All Observations Treated as Uncensored

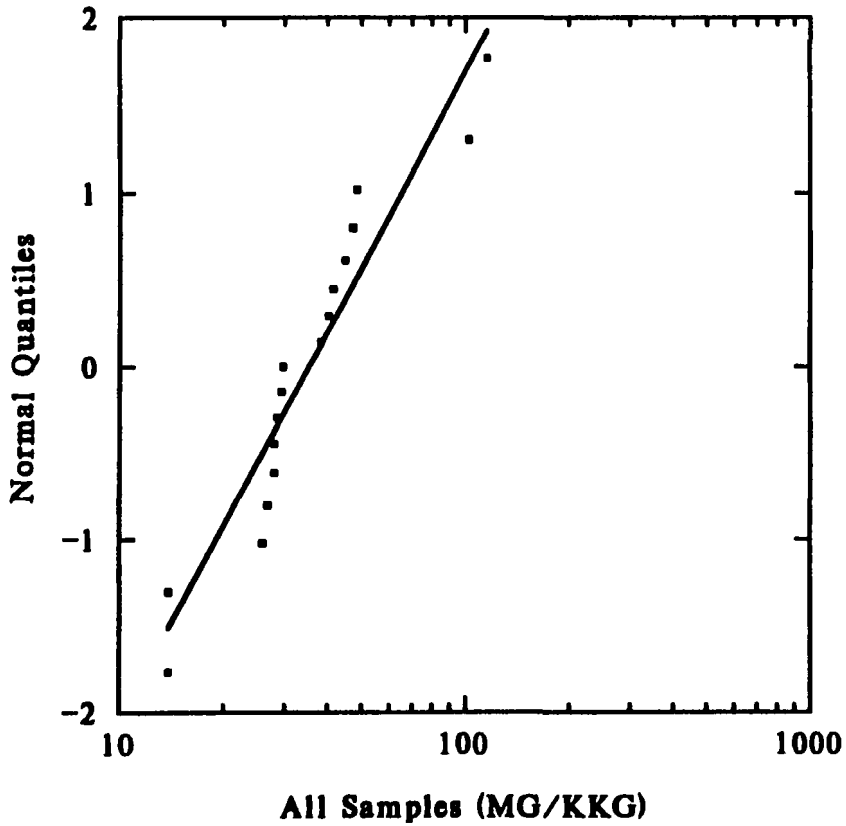

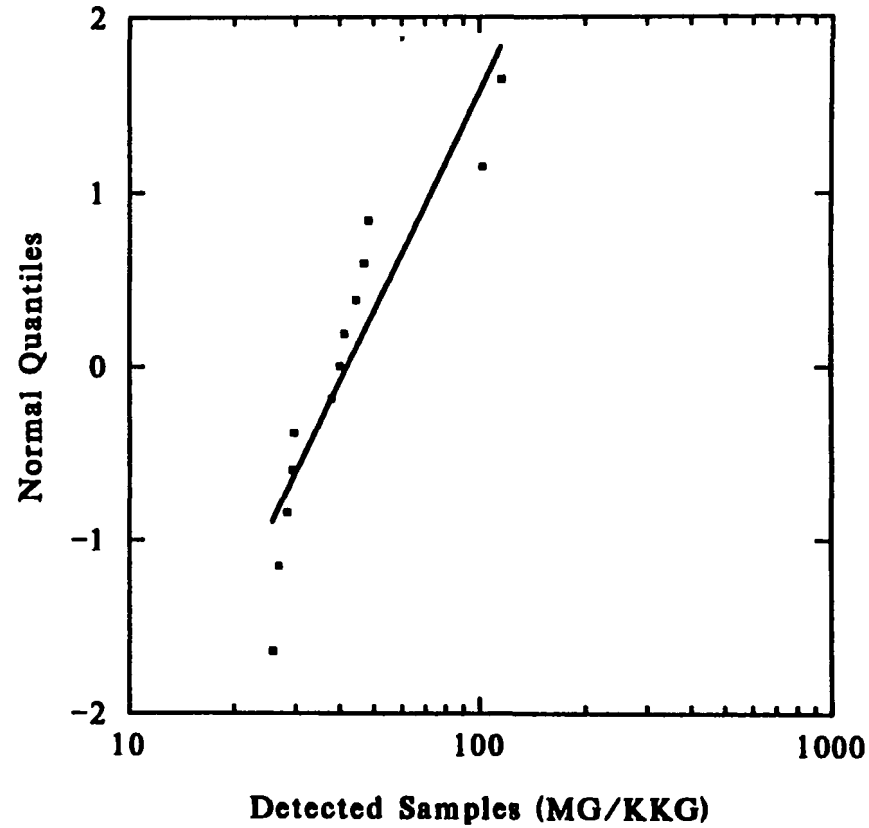

Figure N1-32. Lognormal Probability Plots for Trichlorosyringol
Subcategory=BPK, Option=3, Stream=ALK
All Observations Treated as Uncensored

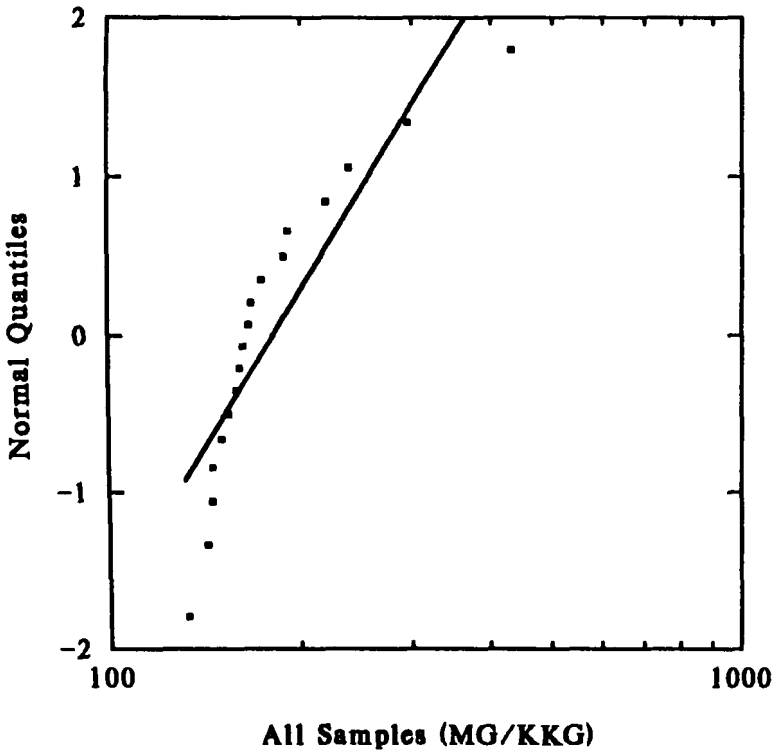

Figure N1-33. Lognormal Probability Plots for Trichlorosyringol
Subcategory=BPK, Option=3, Stream=FE
All Observations Treated as Uncensored

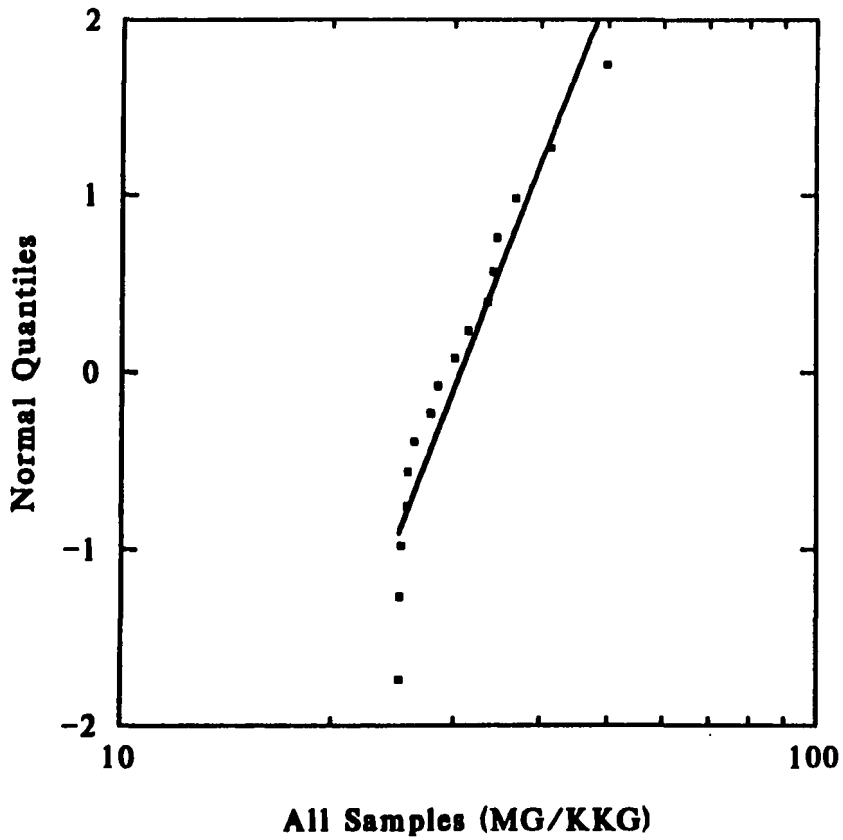

Figure N1-34. Lognormal Probability Plots for Trichlorosyringol
Subcategory=BPK, Option=4, Stream=ACID
All Observations Treated as Uncensored

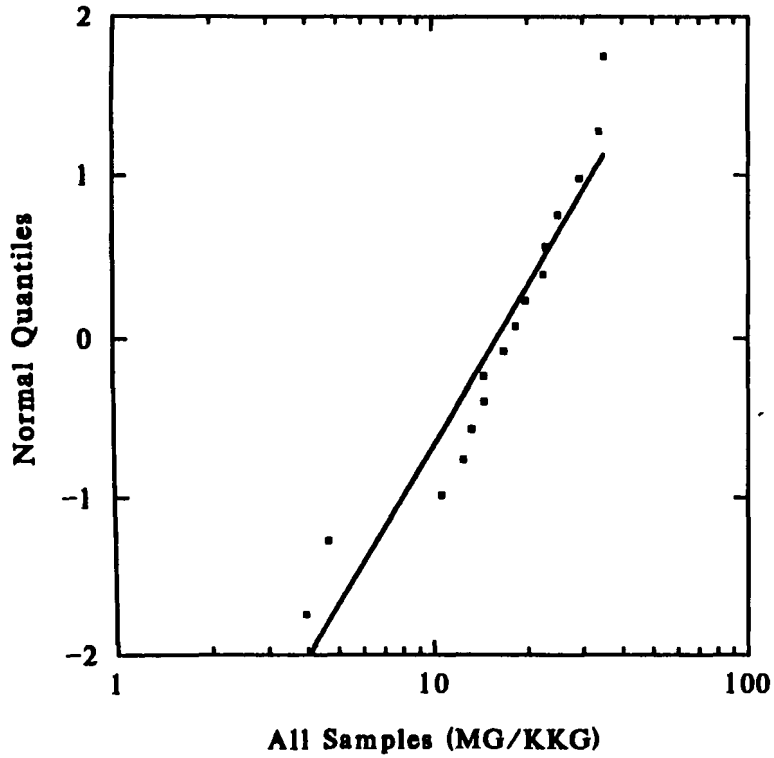

Figure N1-35. Lognormal Probability Plots for Trichlorosyringol
Subcategory=BPK, Option=4, Stream=ALK
All Observations Treated as Uncensored

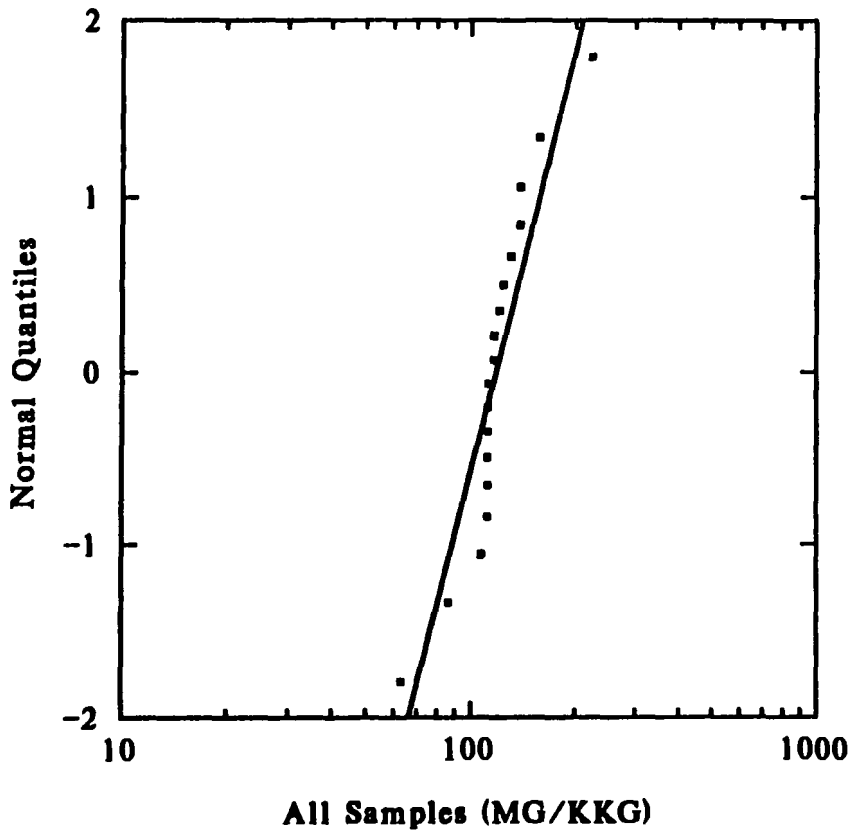

Figure N1-36. Lognormal Probability Plots for Trichlorosyringol
Subcategory=BPK, Option=4, Stream=FE
All Observations Treated as Uncensored

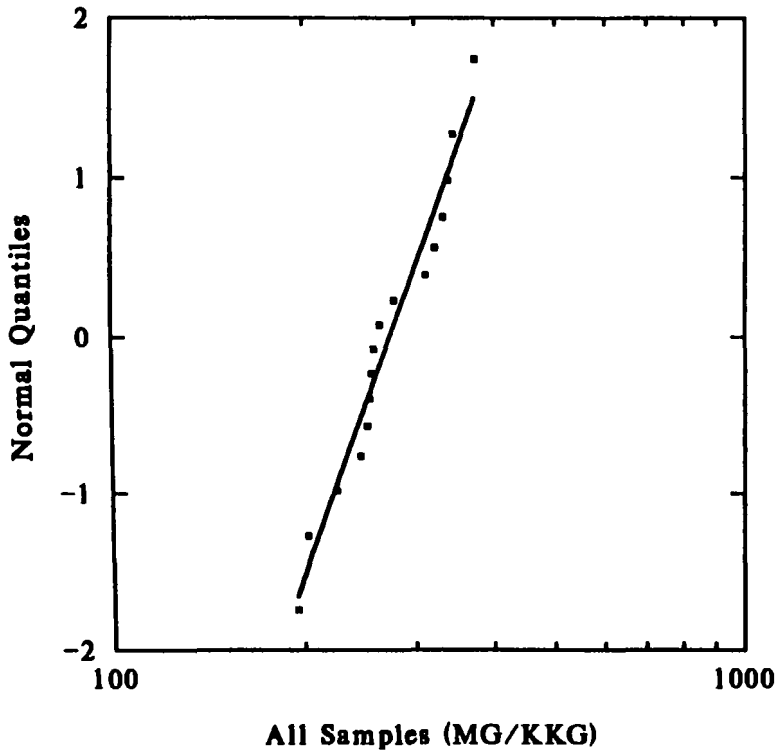

Figure N1-37. Lognormal Probability Plots for Trichlorosyringol
Subcategory=DS, Option=1, Stream=ACID
All Observations Treated as Uncensored

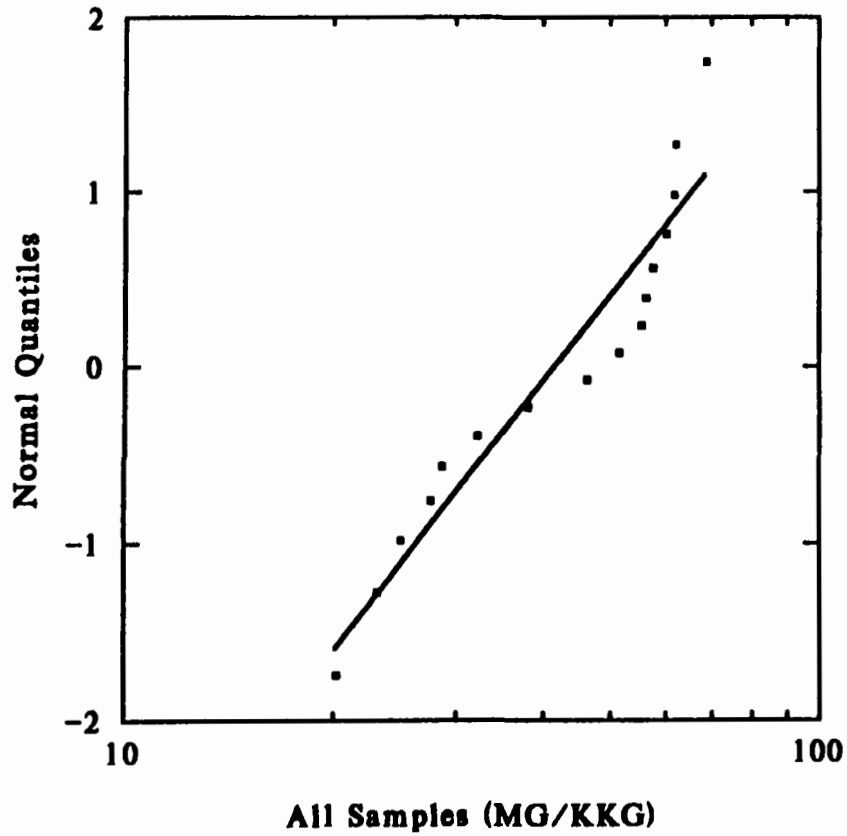

Figure N1-38. Lognormal Probability Plots for Trichlorosyringol
Subcategory=DS, Option=1, Stream=ALK
All Observations Treated as Uncensored

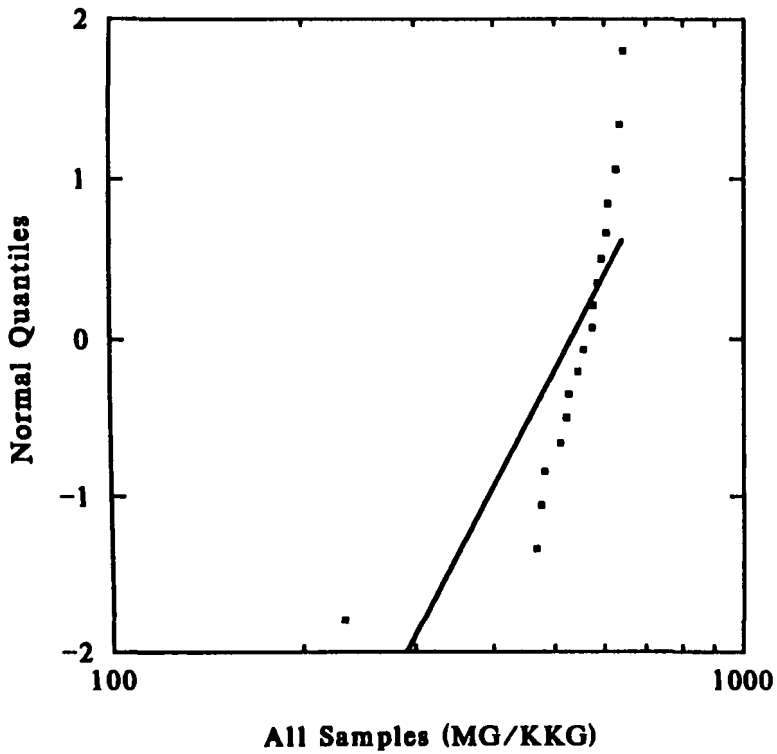

Figure N1-39. Lognormal Probability Plots for Trichlorosyringol
Subcategory=DS, Option=1, Stream=FE
All Observations Treated as Uncensored

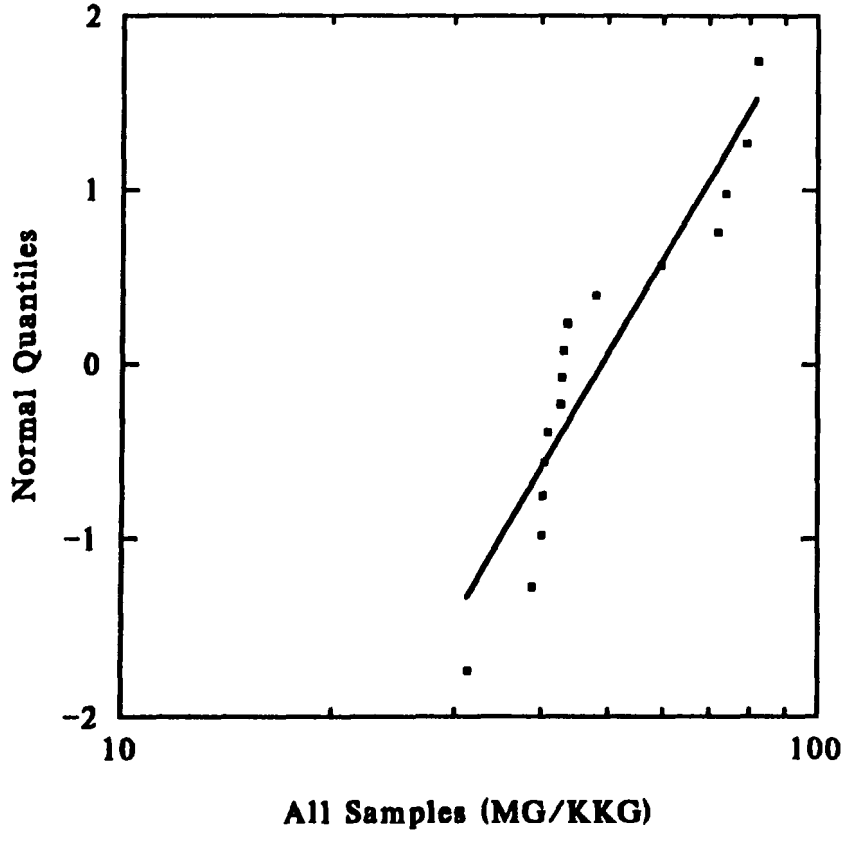

Figure N1-40. Lognormal Probability Plots for 4,5,6-Trichloroguaiacol
Subcategory=BPK, Option=3, Stream=ACID
All Observations Treated as Uncensored

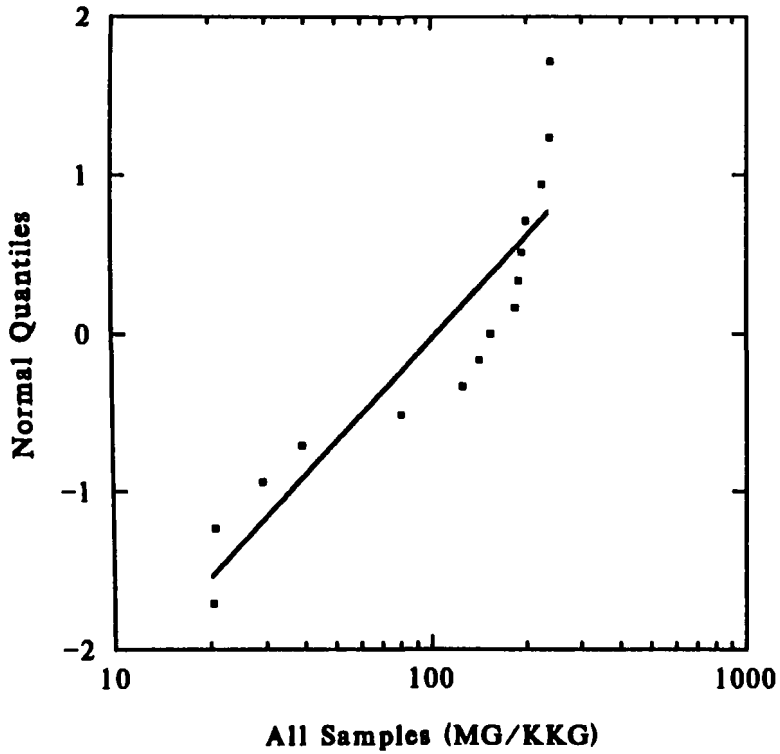

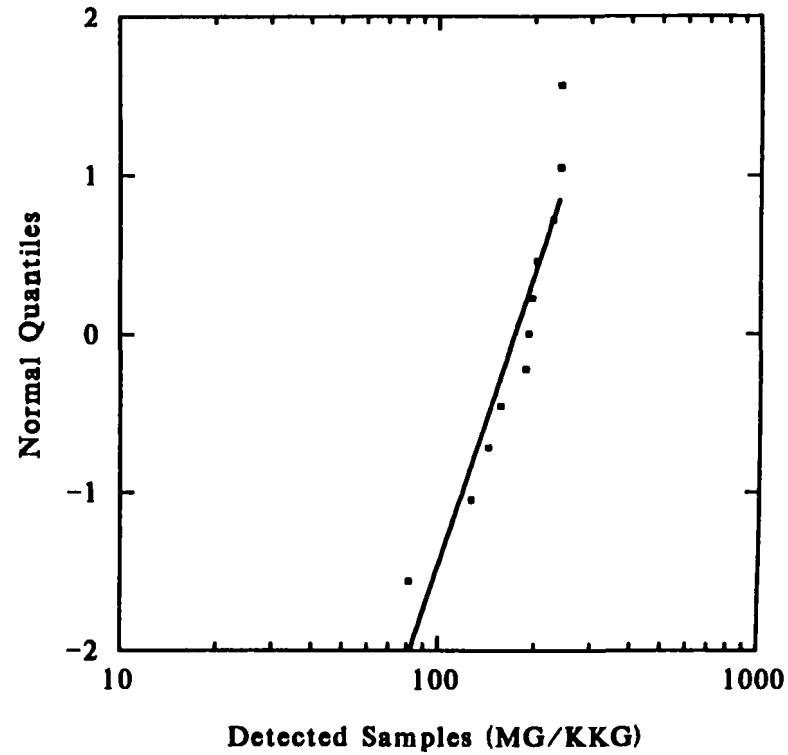

Figure N1-41. Lognormal Probability Plots for 4,5,6-Trichloroguaiacol
Subcategory=BPK, Option=3, Stream=ALK
All Observations Treated as Uncensored

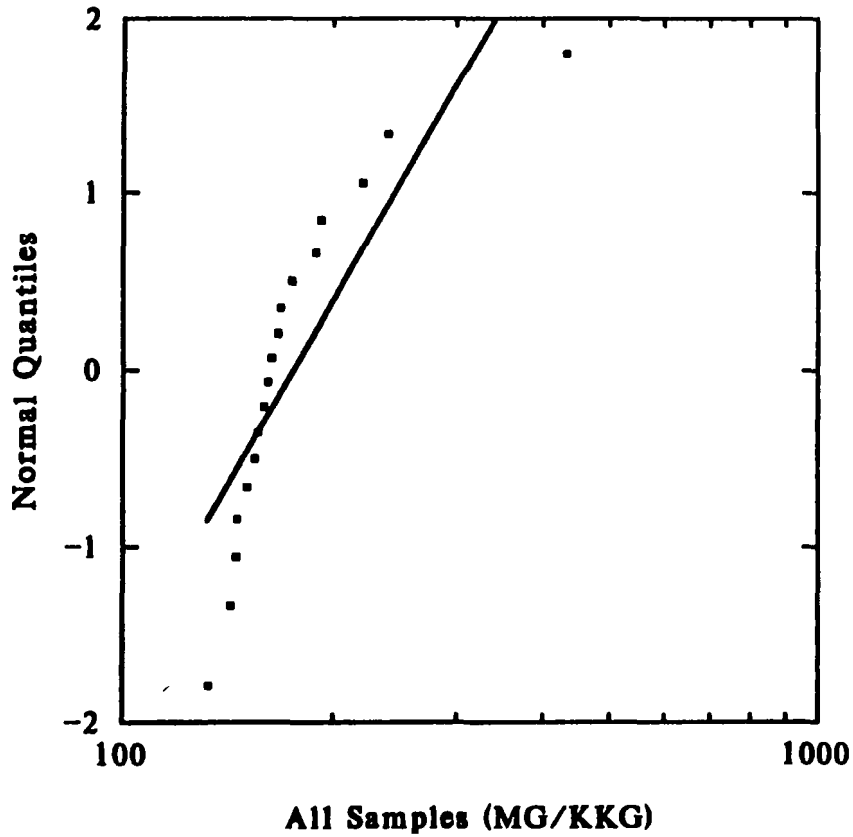

Figure N1-42. Lognormal Probability Plots for 4,5,6-Trichloroguaiacol
Subcategory=BPK, Option=3, Stream=FE
All Observations Treated as Uncensored

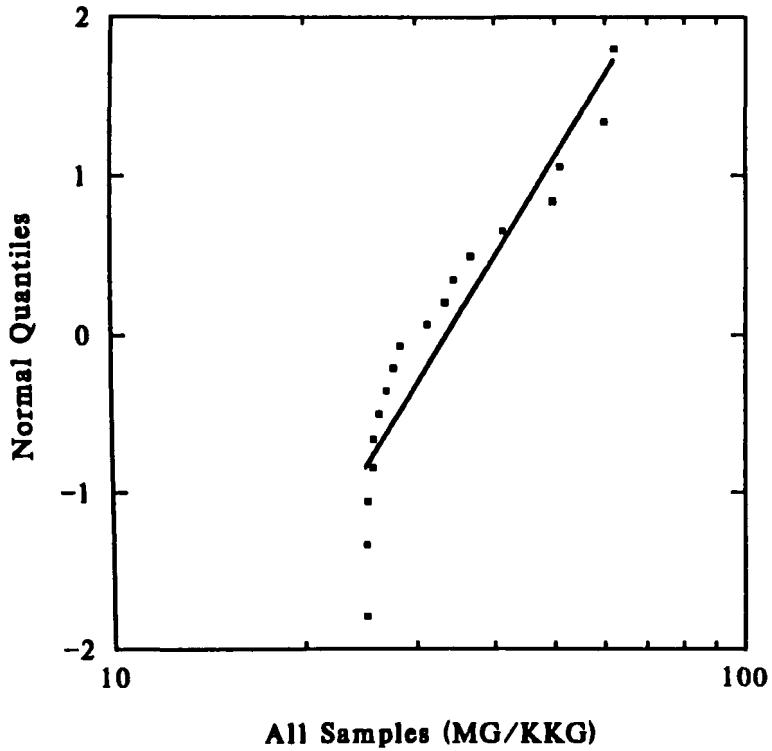

Figure N1-43. Lognormal Probability Plots for 4,5,6-Trichloroguaiacol
Subcategory=BPK, Option=4, Stream=ACID
All Observations Treated as Uncensored

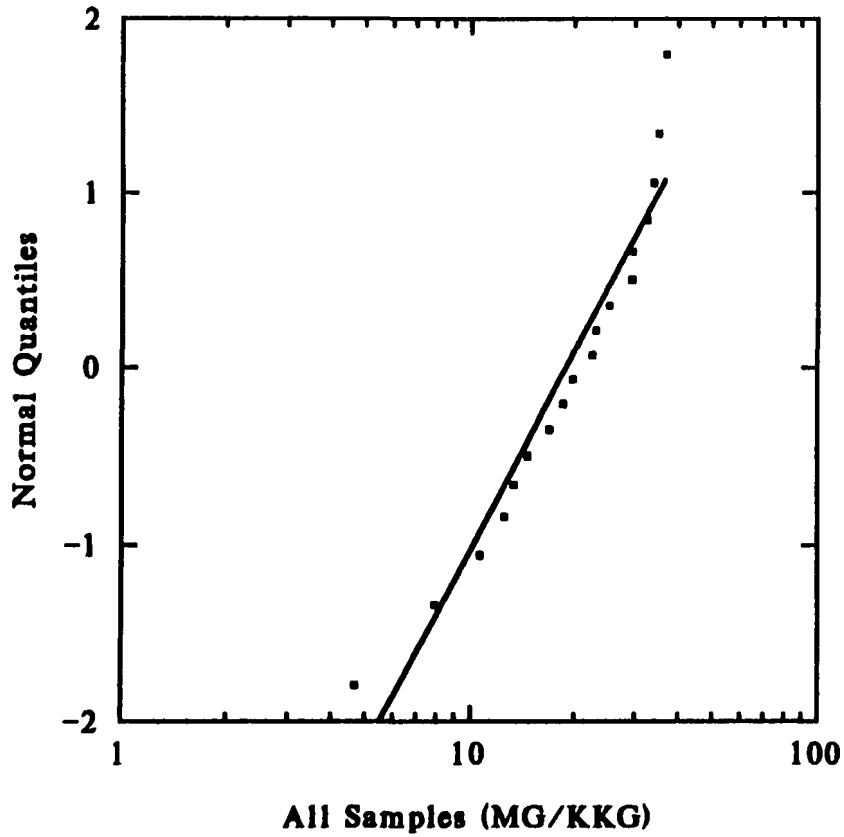

Figure N1-44. Lognormal Probability Plots for 4,5,6-Trichloroguaiacol
Subcategory=BPK, Option=4, Stream=ALK
All Observations Treated as Uncensored

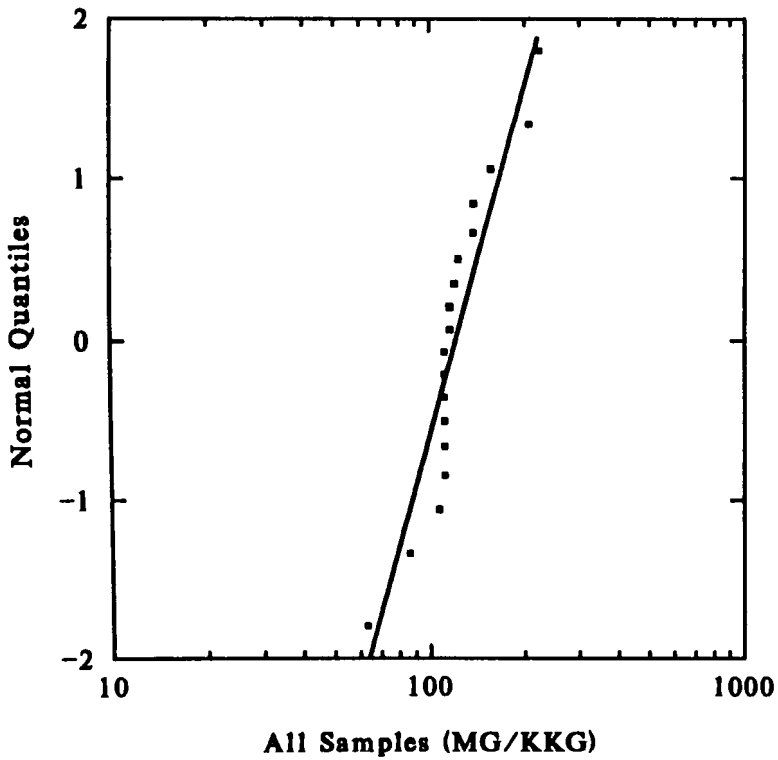

Figure N1-45. Lognormal Probability Plots for 4,5,6-Trichloroguaiacol
Subcategory=BPK, Option=4, Stream=FE
All Observations Treated as Uncensored

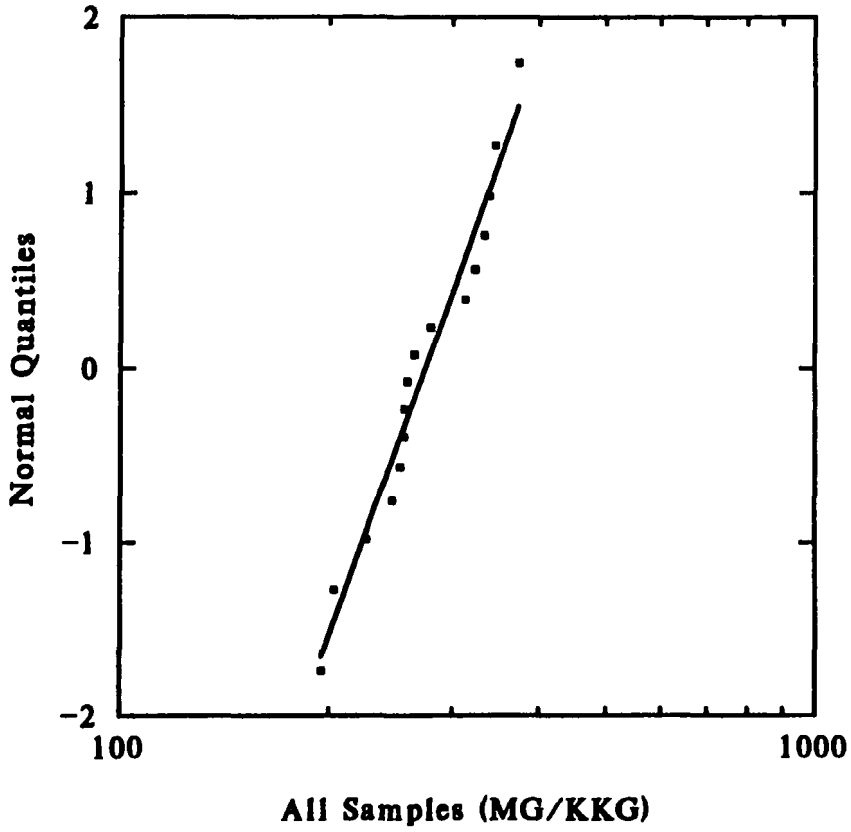

Figure N1-46. Lognormal Probability Plots for 4,5,6-Trichloroguaiacol
Subcategory=DS, Option=1, Stream=ACID
All Observations Treated as Uncensored

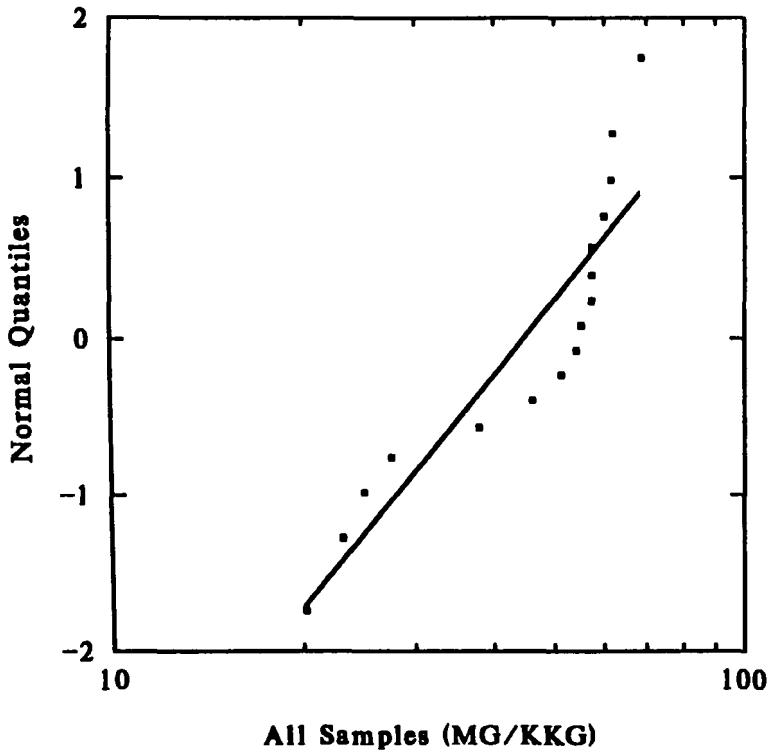

Figure N1-47. Lognormal Probability Plots for 4,5,6-Trichloroguaiacol
Subcategory=DS, Option=1, Stream=ALK
All Observations Treated as Uncensored

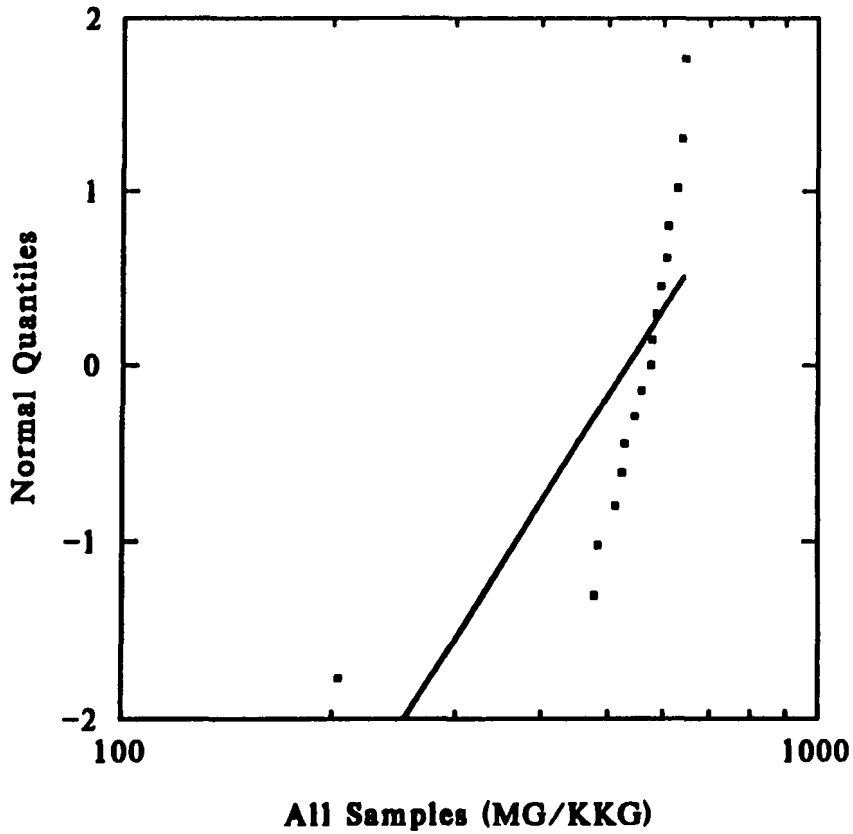

Figure N1-48. Lognormal Probability Plots for 4,5,6-Trichloroguaiacol
Subcategory=DS, Option=1, Stream=FE
All Observations Treated as Uncensored

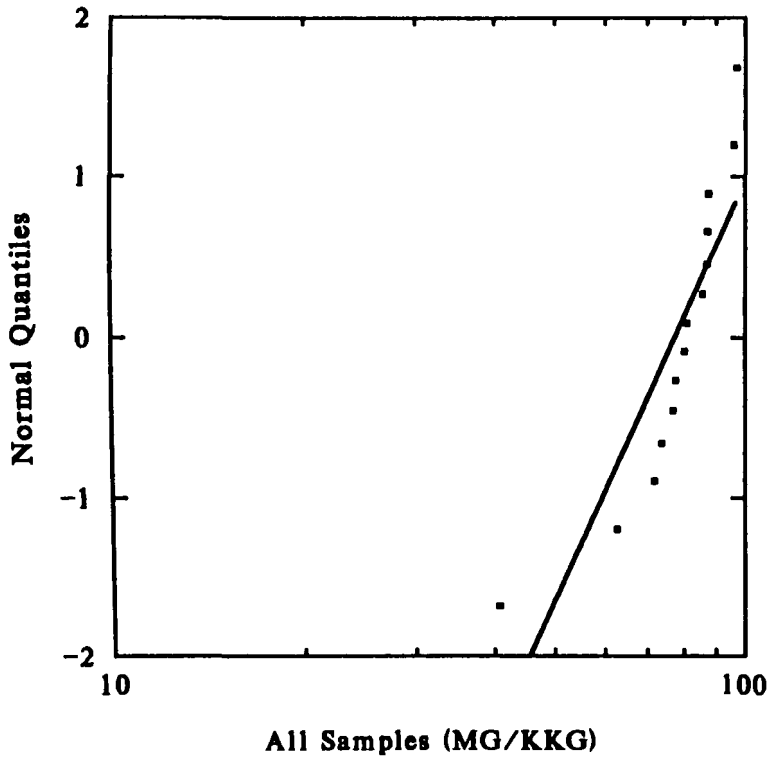

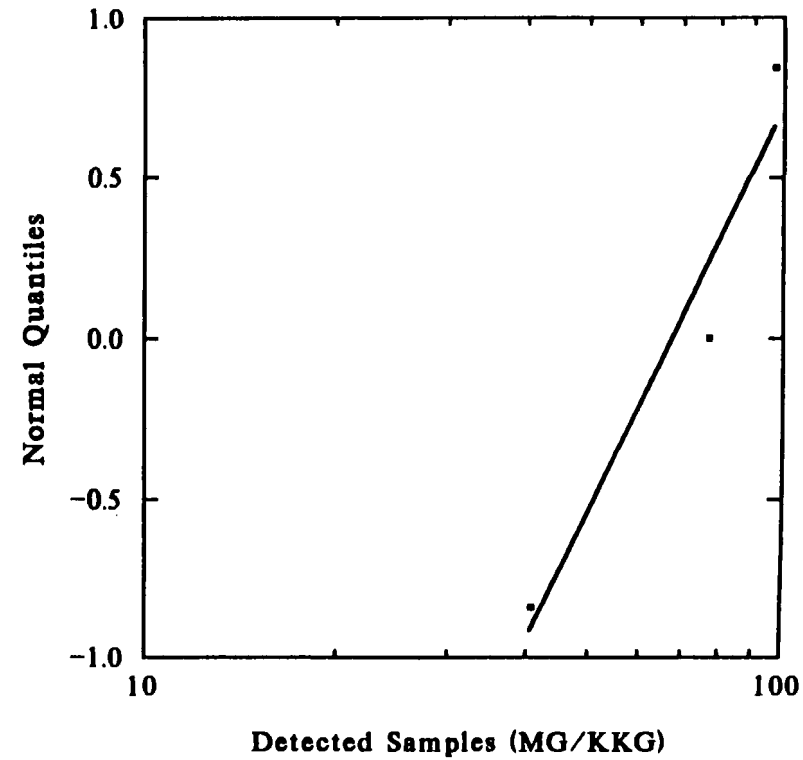

Figure N1-49. Lognormal Probability Plots for 3,4,6-Trichlorocatechol
Subcategory=BPK, Option=3, Stream=ACID
All Observations Treated as Uncensored

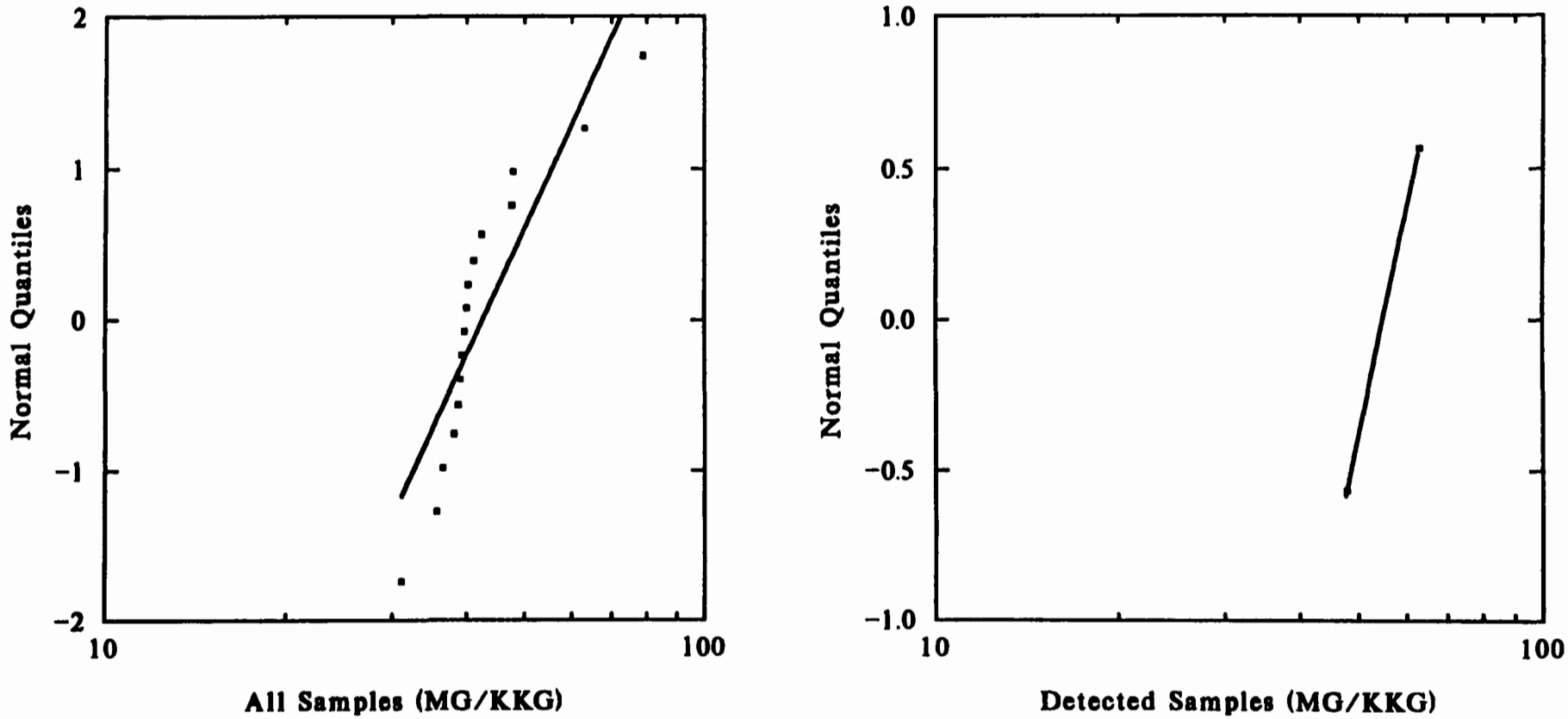

Figure N1-50. Lognormal Probability Plots for 3,4,6-Trichlorocatechol
Subcategory=BPK, Option=3, Stream=ALK
All Observations Treated as Uncensored

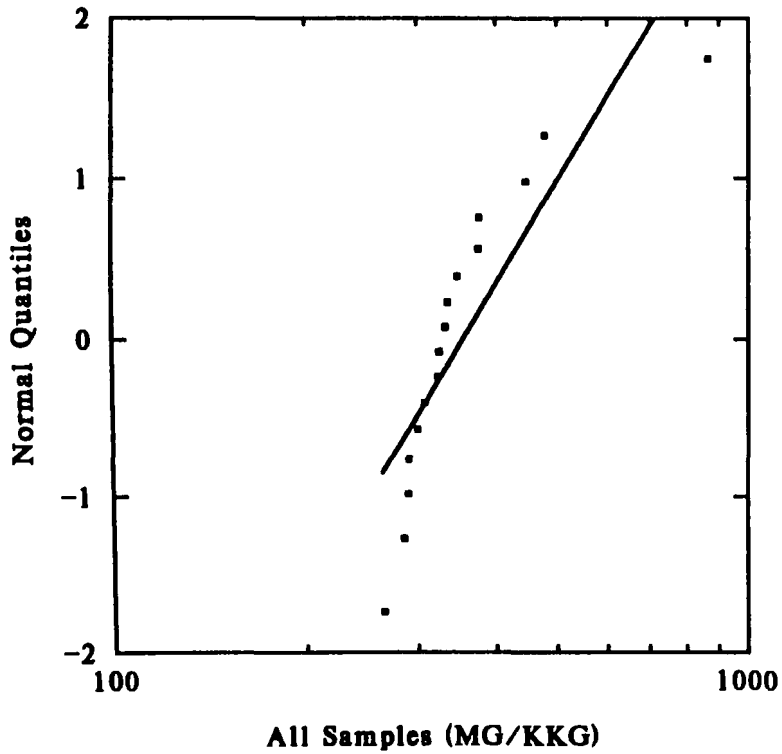

Figure N1-51. Lognormal Probability Plots for 3,4,6-Trichlorocatechol
Subcategory=BPK, Option=3, Stream=FE
All Observations Treated as Uncensored

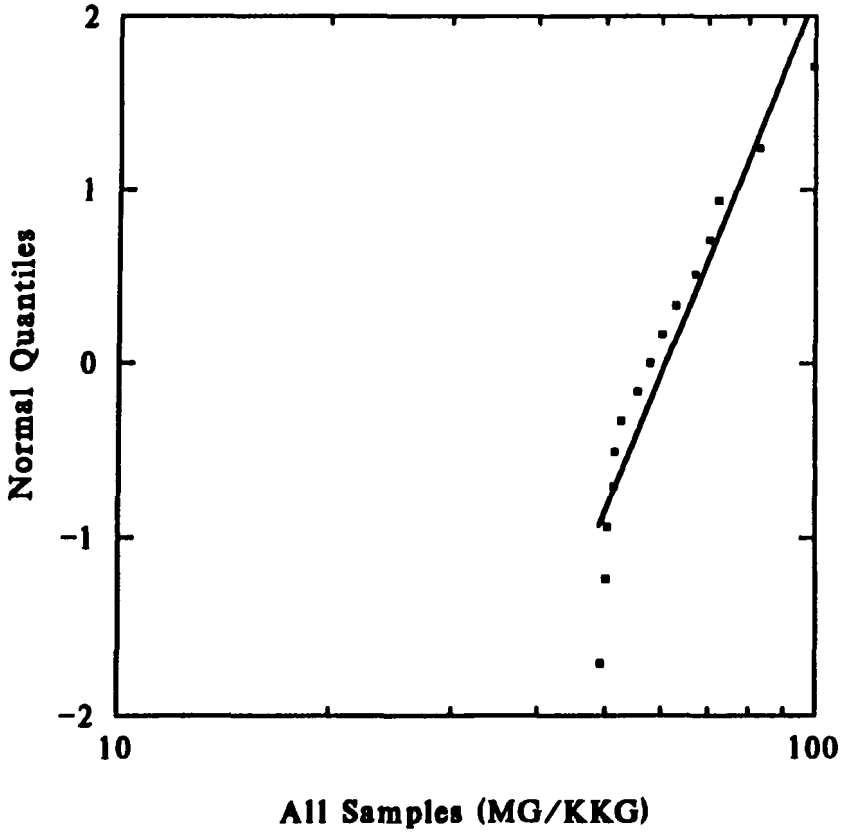

Figure N1-52. Lognormal Probability Plots for 3,4,6-Trichlorocatechol
Subcategory=BPK, Option=4, Stream=ACID
All Observations Treated as Uncensored

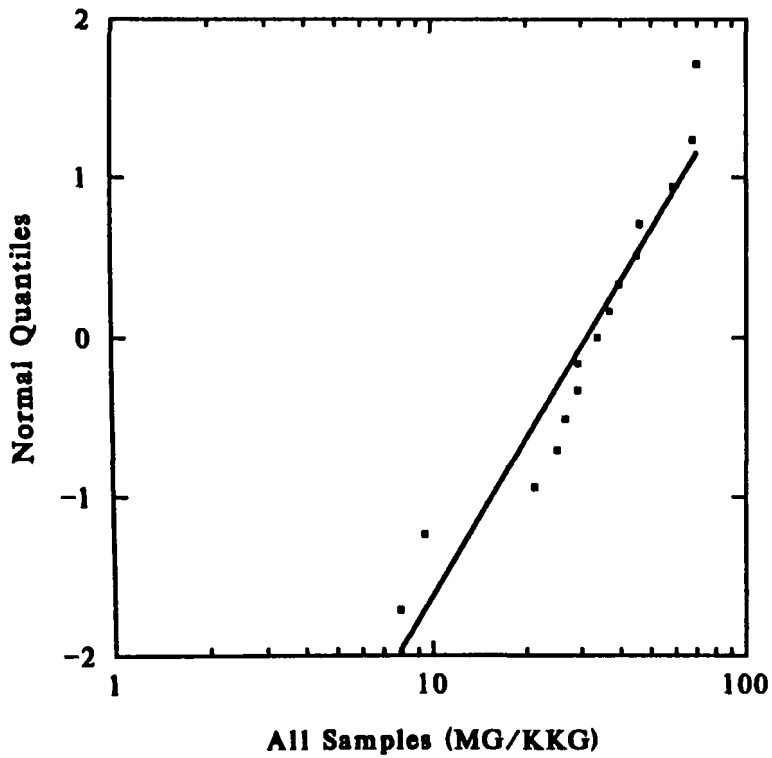

Figure N1-53. Lognormal Probability Plots for 3,4,6-Trichlorocatechol
Subcategory=BPK, Option=4, Stream=ALK
All Observations Treated as Uncensored

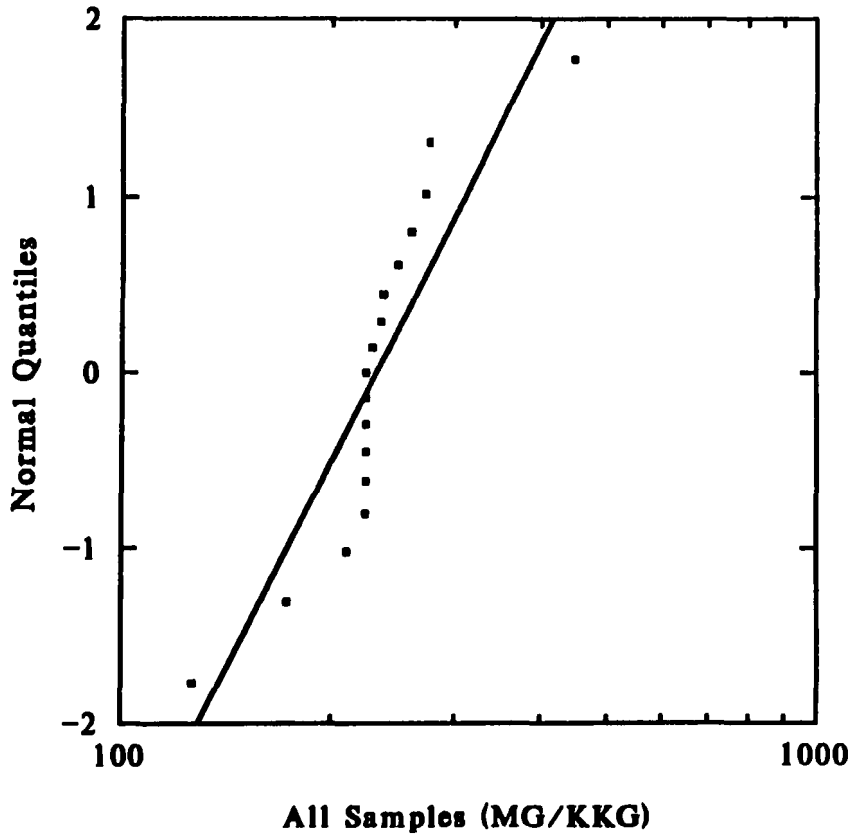

Figure N1-54. Lognormal Probability Plots for 3,4,6-Trichlorocatechol
Subcategory=BPK, Option=4, Stream=FE
All Observations Treated as Uncensored

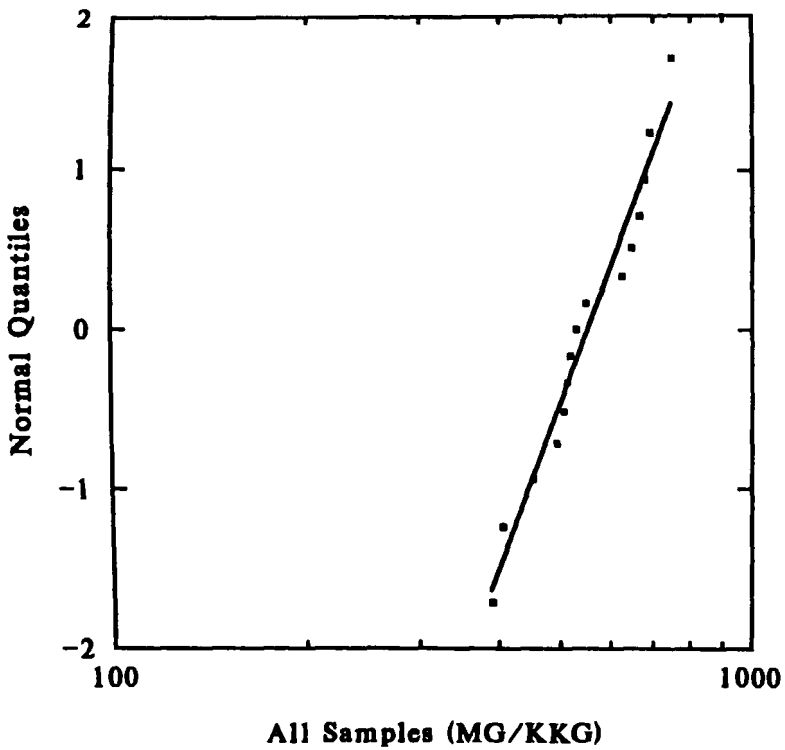

Figure N1-55. Lognormal Probability Plots for 3.4.6-Trichlorocatechol
Subcategory=DS, Option=1, Stream=ACID
All Observations Treated as Uncensored

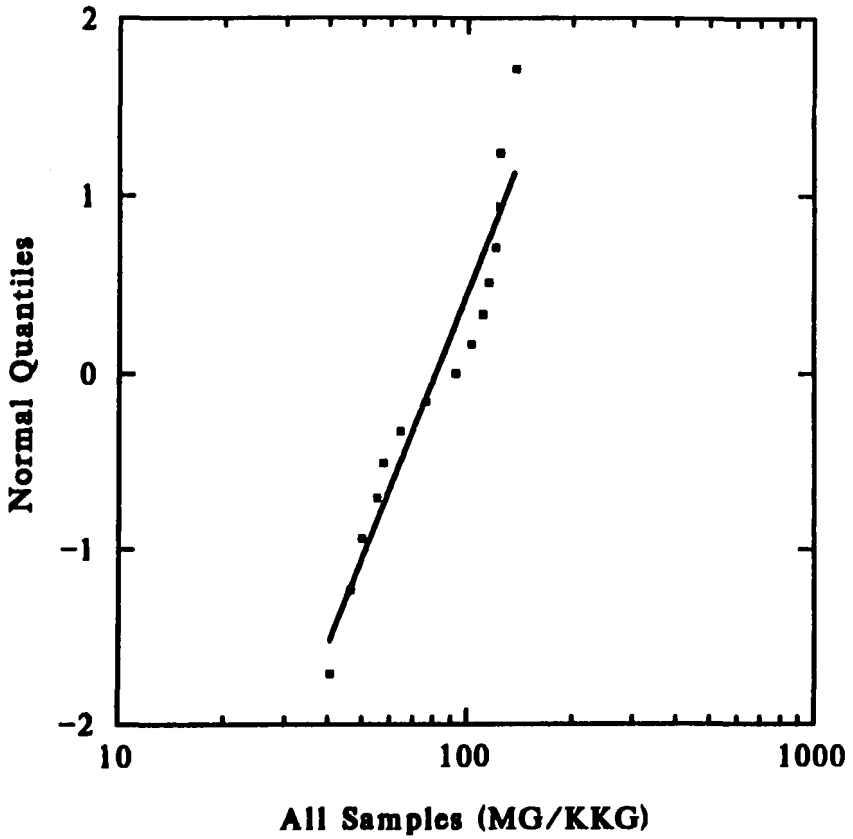

Figure N1-56. Lognormal Probability Plots for 3,4,6-Trichlorocatechol
Subcategory=DS, Option=1, Stream=ALK
All Observations Treated as Uncensored

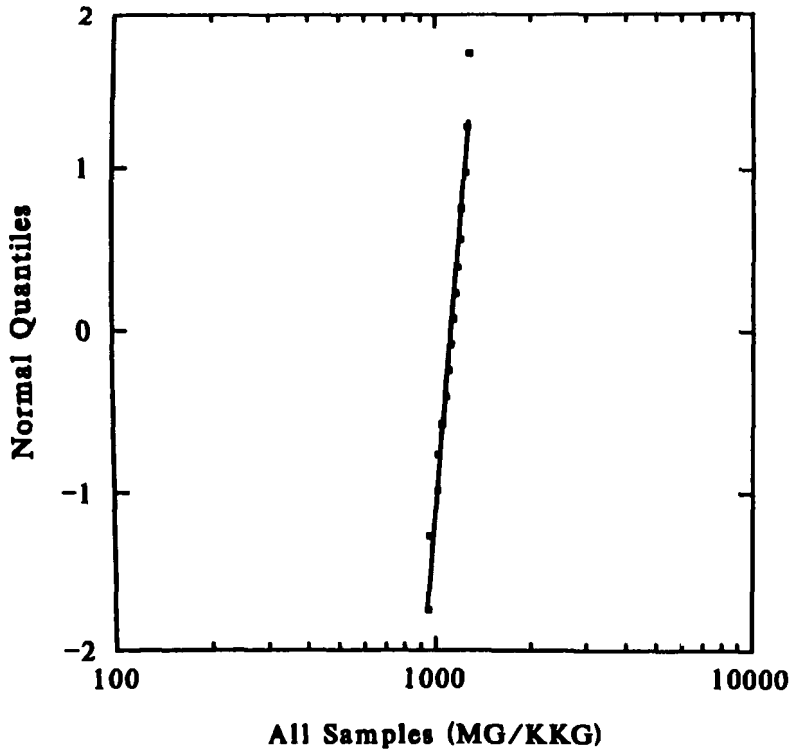

Figure N1-57. Lognormal Probability Plots for 3,4,6-Trichlorocatechol
Subcategory=DS, Option=1, Stream=FE
All Observations Treated as Uncensored

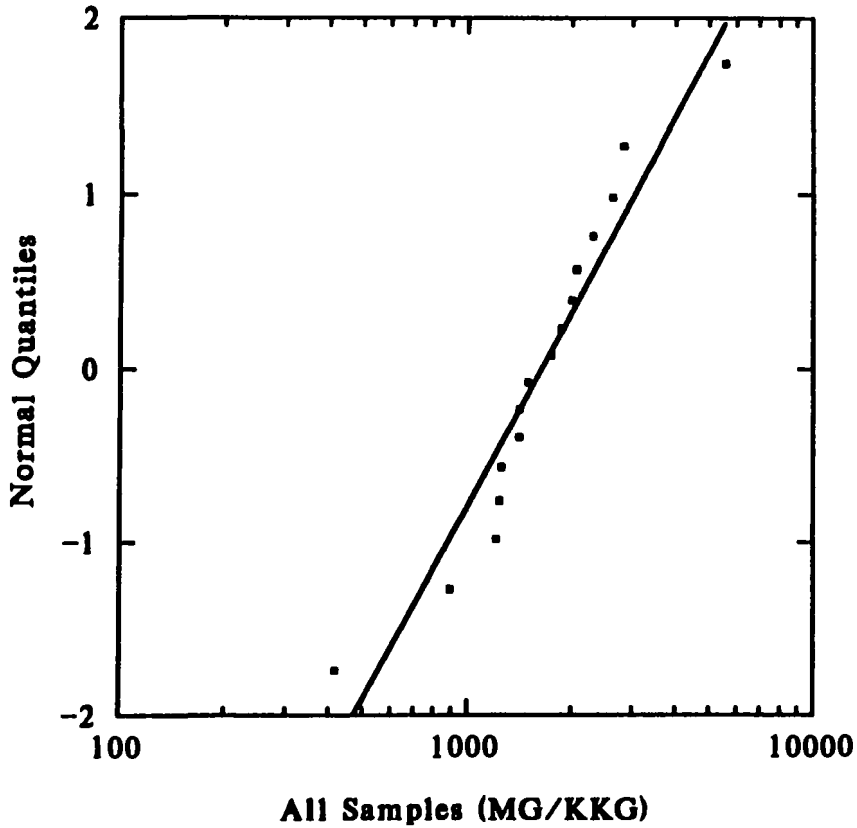

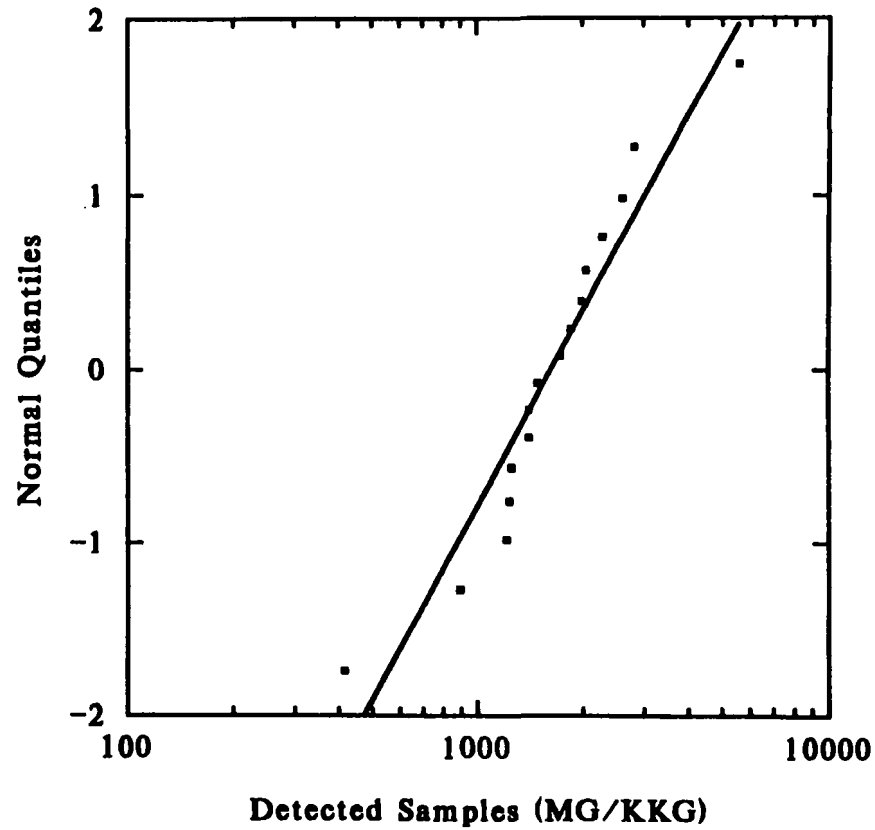

Figure N1-58. Lognormal Probability Plots for 3,4,5-Trichlorocatechol
Subcategory=BPK, Option=3, Stream=ACID
All Observations Treated as Uncensored

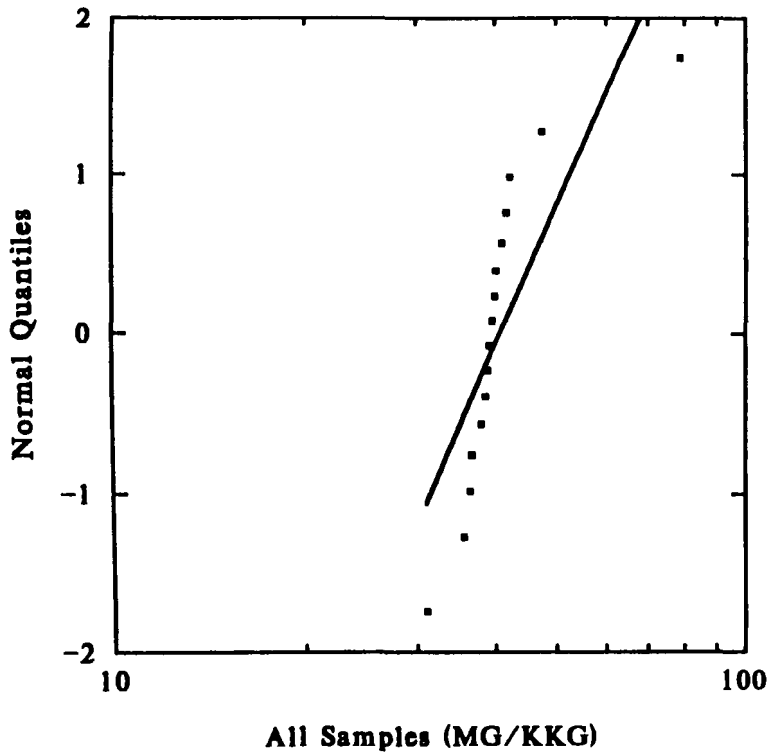

Figure N1-59. Lognormal Probability Plots for 3,4,5-Trichlorocatechol
Subcategory=BPK, Option=3, Stream=ALK
All Observations Treated as Uncensored

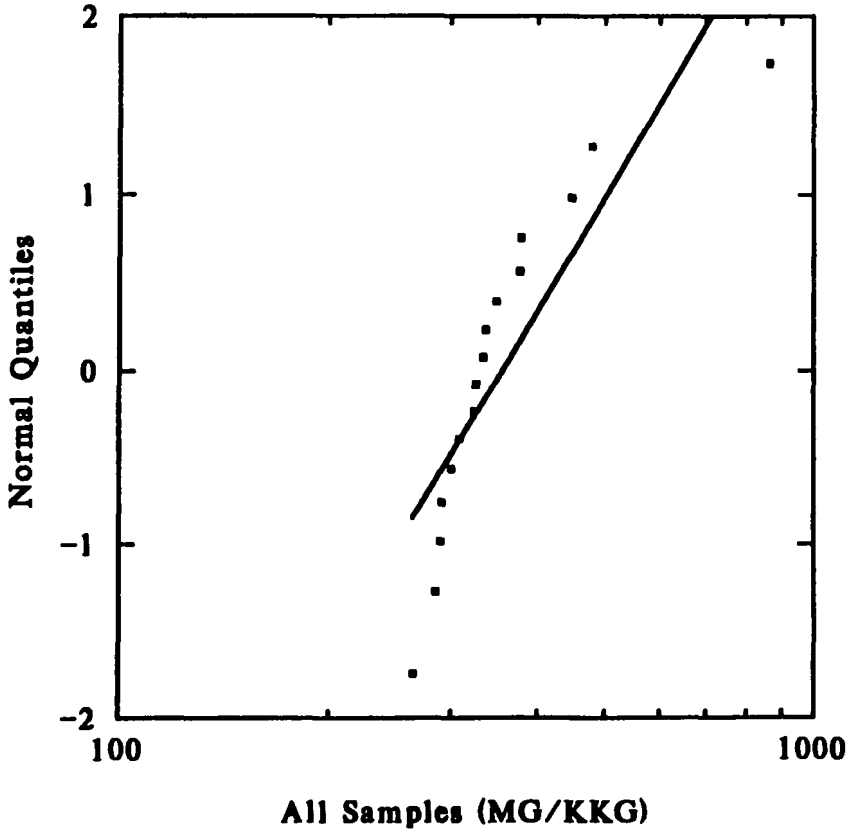

Figure N1-60. Lognormal Probability Plots for 3,4,5-Trichlorocatechol
Subcategory=BPK, Option=3, Stream=FE
All Observations Treated as Uncensored

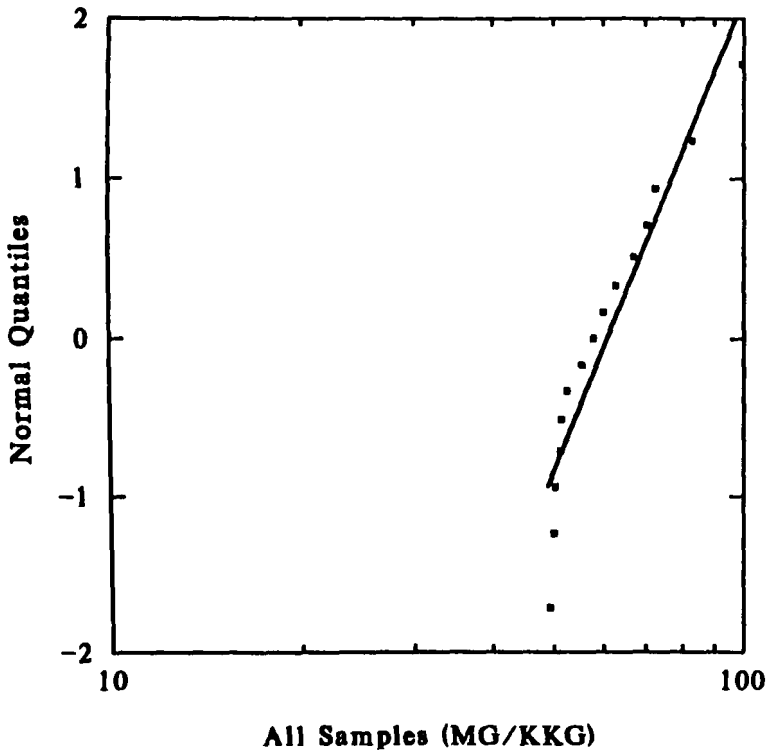

Figure N1-61. Lognormal Probability Plots for 3,4,5-Trichlorocatechol
Subcategory=BPK, Option=4, Stream=ACID
All Observations Treated as Uncensored

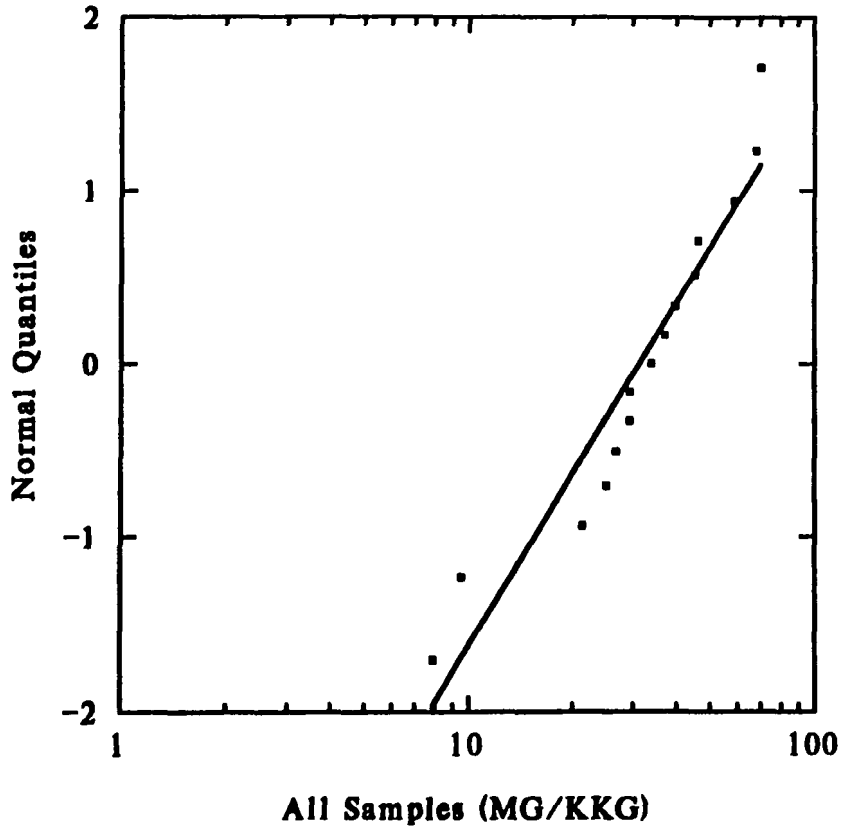

Figure N1-62. Lognormal Probability Plots for 3.4.5-Trichlorocatechol
Subcategory=BPK, Option=4, Stream=ALK
All Observations Treated as Uncensored

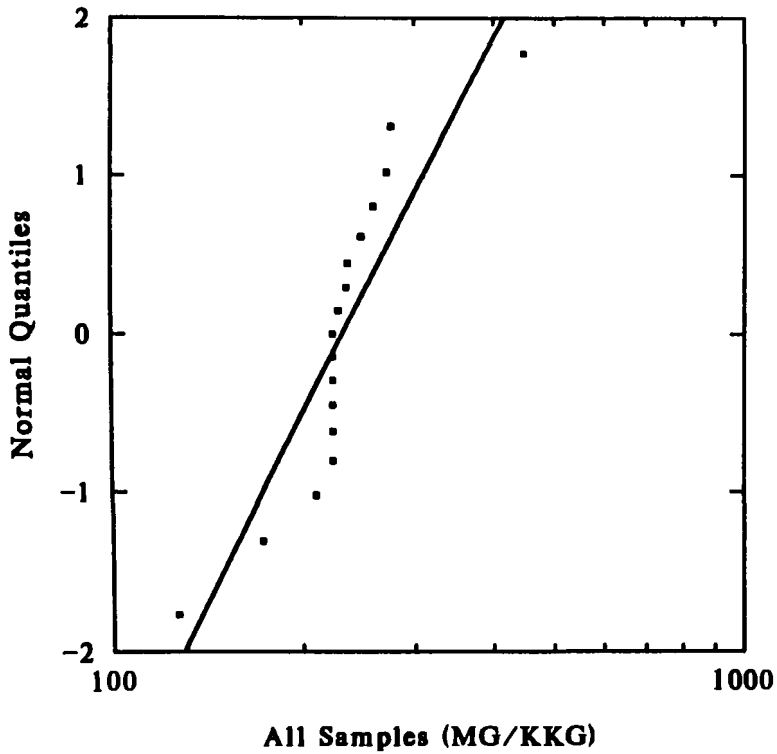

Figure N1-63. Lognormal Probability Plots for 3,4,5-Trichlorocatechol
Subcategory=BPK, Option=4, Stream=FE
All Observations Treated as Uncensored

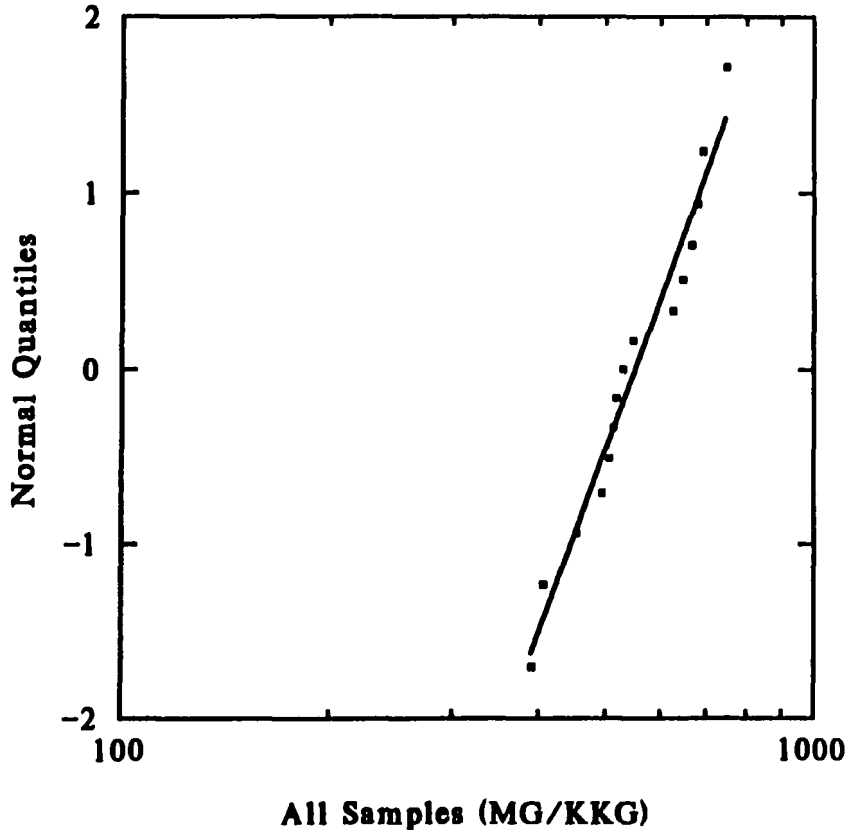

Figure N1-64. Lognormal Probability Plots for 3,4,5-Trichlorocatechol
Subcategory=DS, Option=1, Stream=ACID
All Observations Treated as Uncensored

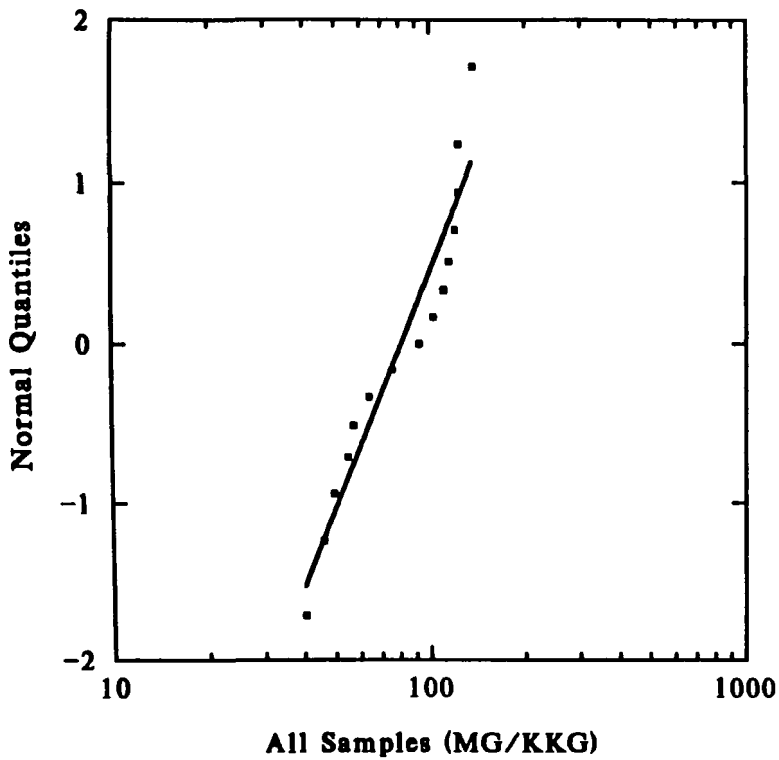

Figure N1-65. Lognormal Probability Plots for 3,4,5-Trichlorocatechol
Subcategory=DS, Option=1, Stream=ALK
All Observations Treated as Uncensored

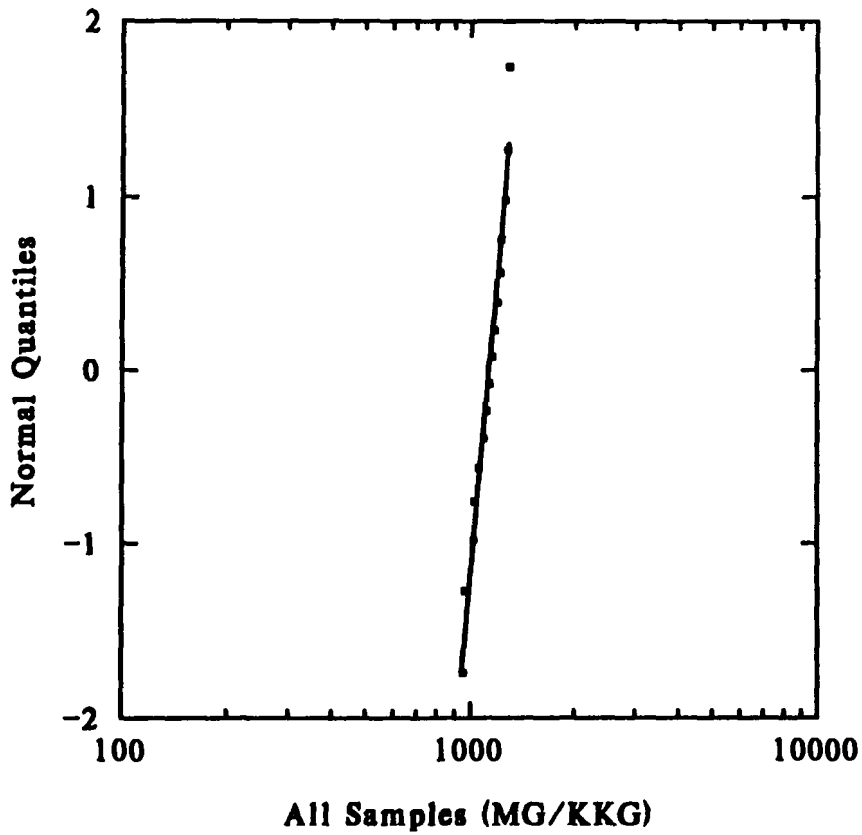

Figure N1-66. Lognormal Probability Plots for 3,4,5-Trichlorocatechol
Subcategory=DS, Option=1, Stream=FE
All Observations Treated as Uncensored

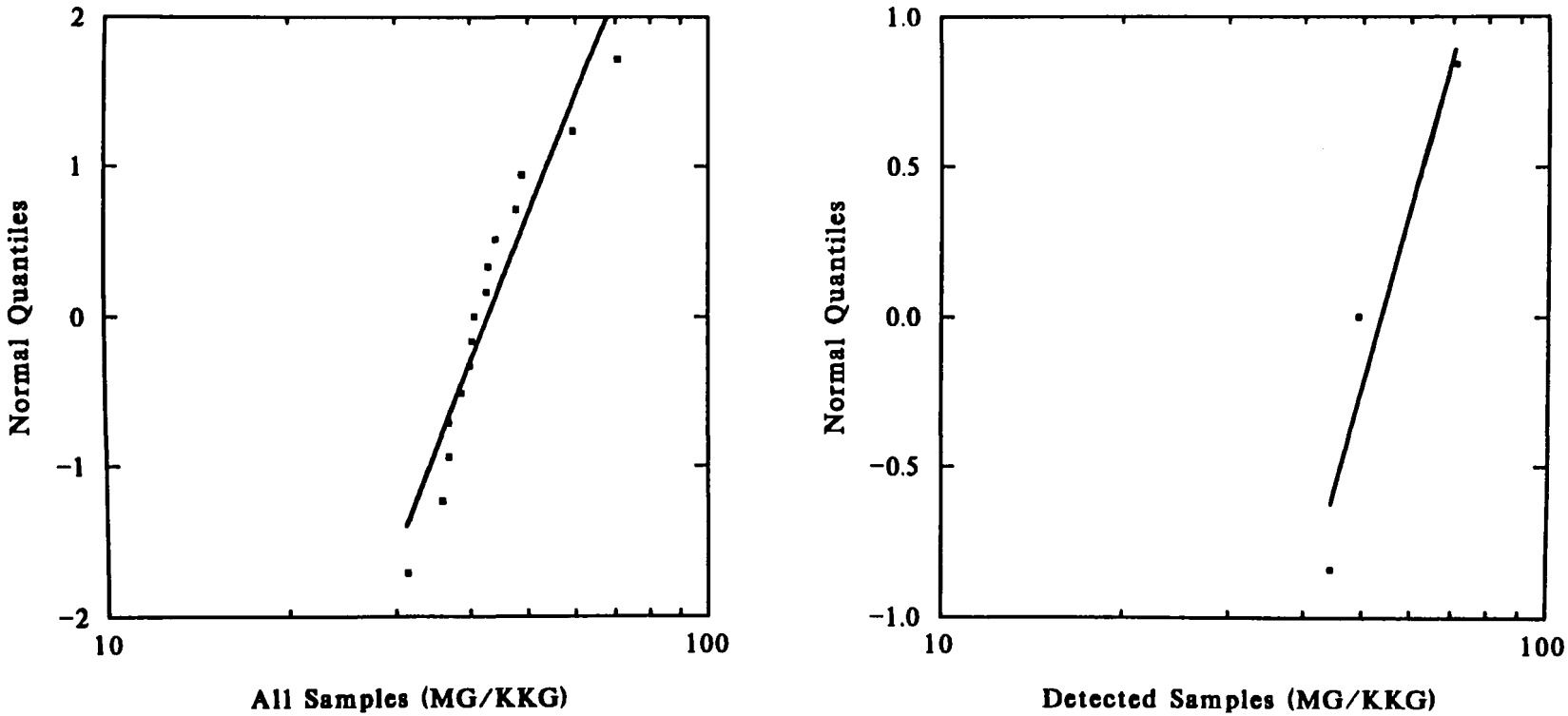

Figure N1-67. Lognormal Probability Plots for 3,4,5-Trichloroguaiacol
Subcategory=BPK, Option=3, Stream=ACID
All Observations Treated as Uncensored

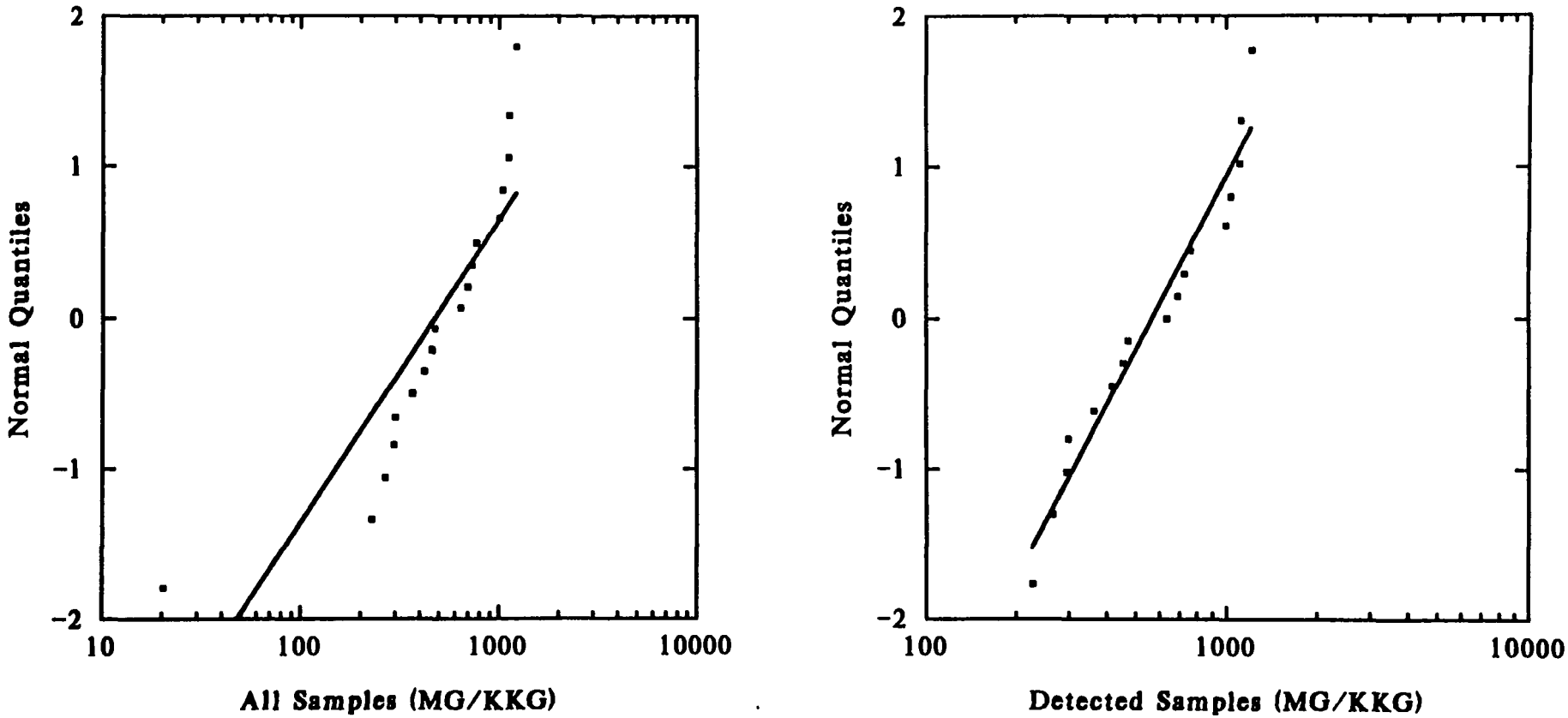

Figure N1-68. Lognormal Probability Plots for 3,4,5-Trichloroguaiacol
Subcategory=BPK, Option=3, Stream=ALK
All Observations Treated as Uncensored

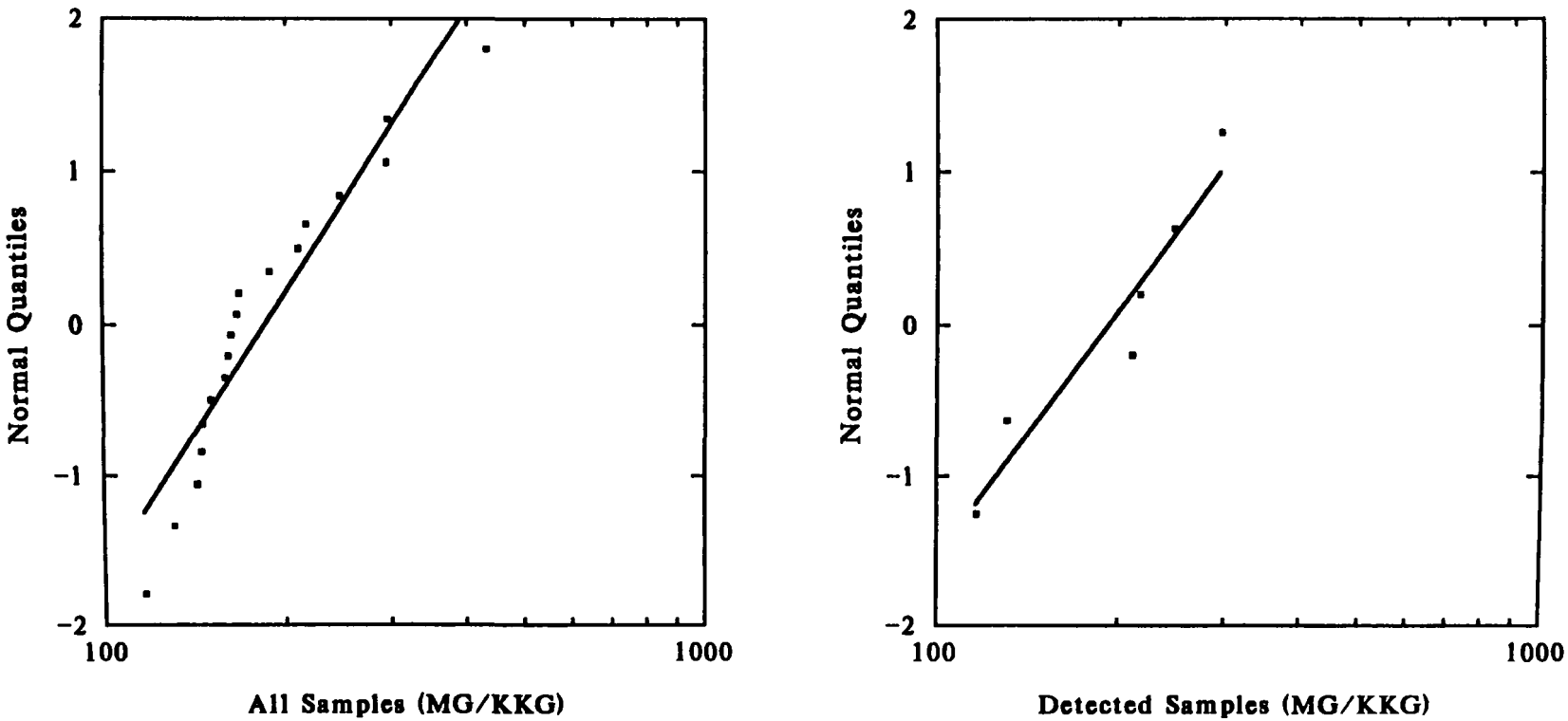

Figure N1-69. Lognormal Probability Plots for 3,4,5-Trichloroguaiacol
Subcategory=BPK, Option=3, Stream=FE
All Observations Treated as Uncensored

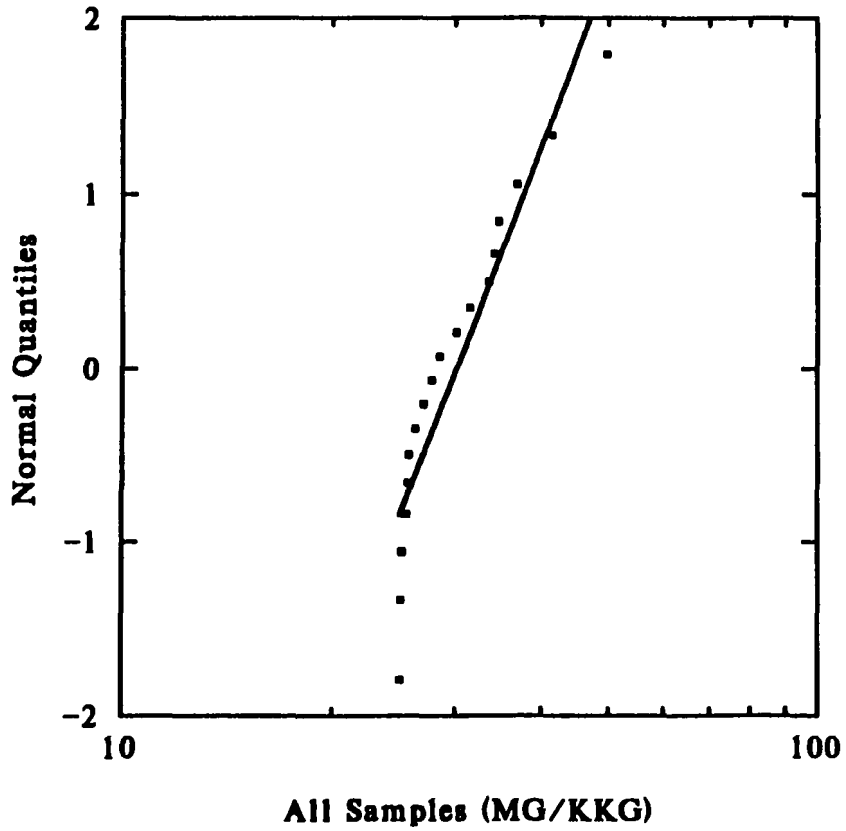

Figure N1-70. Lognormal Probability Plots for 3,4,5-Trichloroguaiacol
Subcategory=BPK, Option=4, Stream=ACID
All Observations Treated as Uncensored

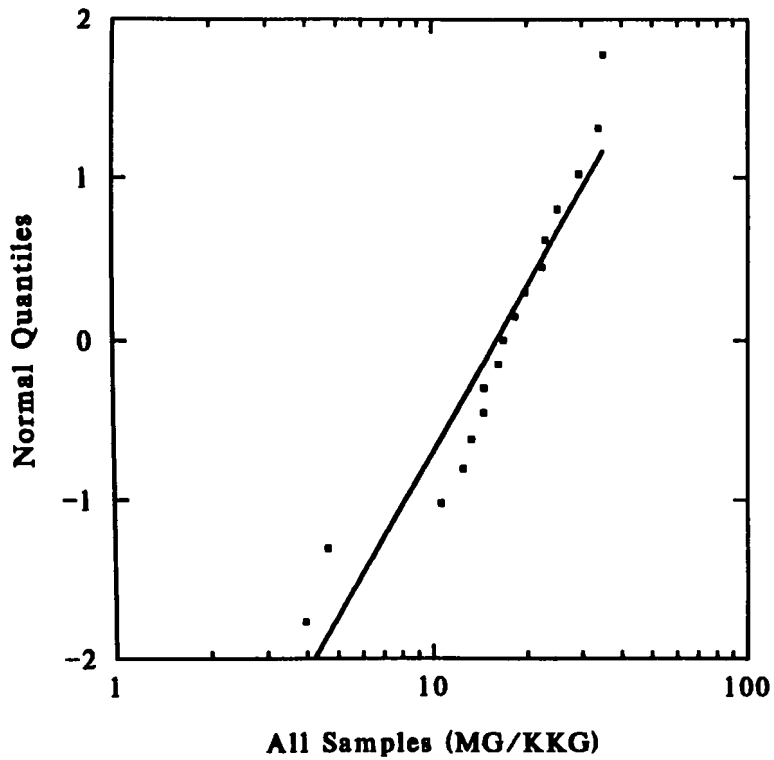

Figure N1-71. Lognormal Probability Plots for 3,4,5-Trichloroguaiacol
Subcategory=BPK, Option=4, Stream=ALK
All Observations Treated as Uncensored

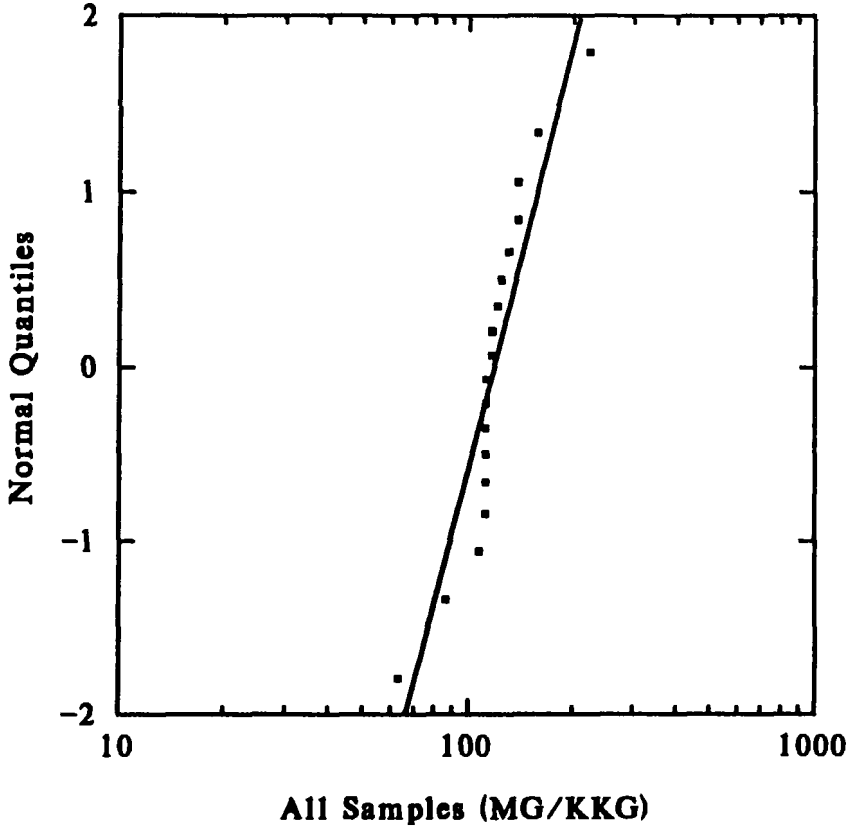

Figure N1-72. Lognormal Probability Plots for 3,4,5-Trichloroguaiacol
Subcategory=BPK, Option=4, Stream=FE
All Observations Treated as Uncensored

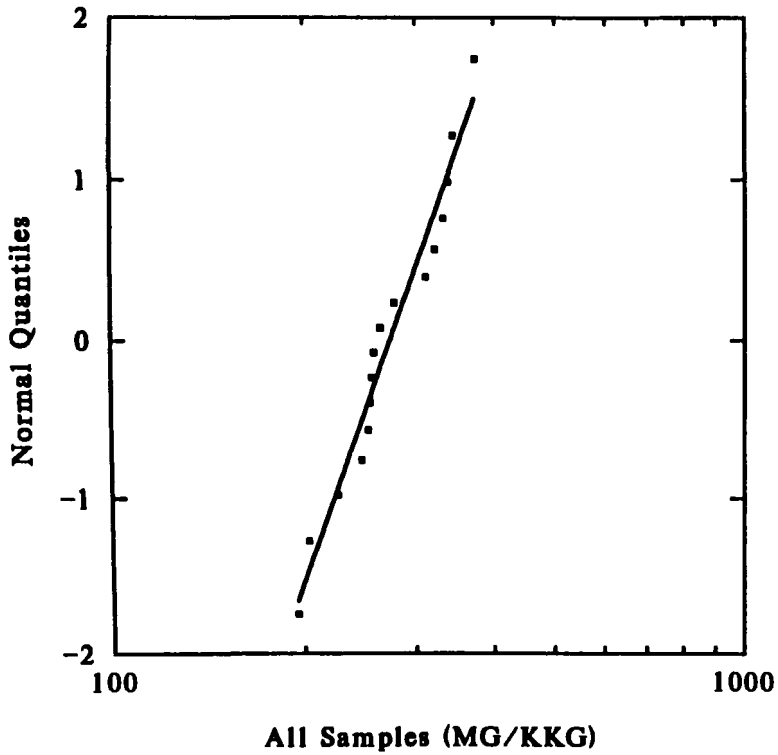

Figure N1-73. Lognormal Probability Plots for 3,4,5-Trichloroguaiacol
Subcategory=DS, Option=1, Stream=ACID
All Observations Treated as Uncensored

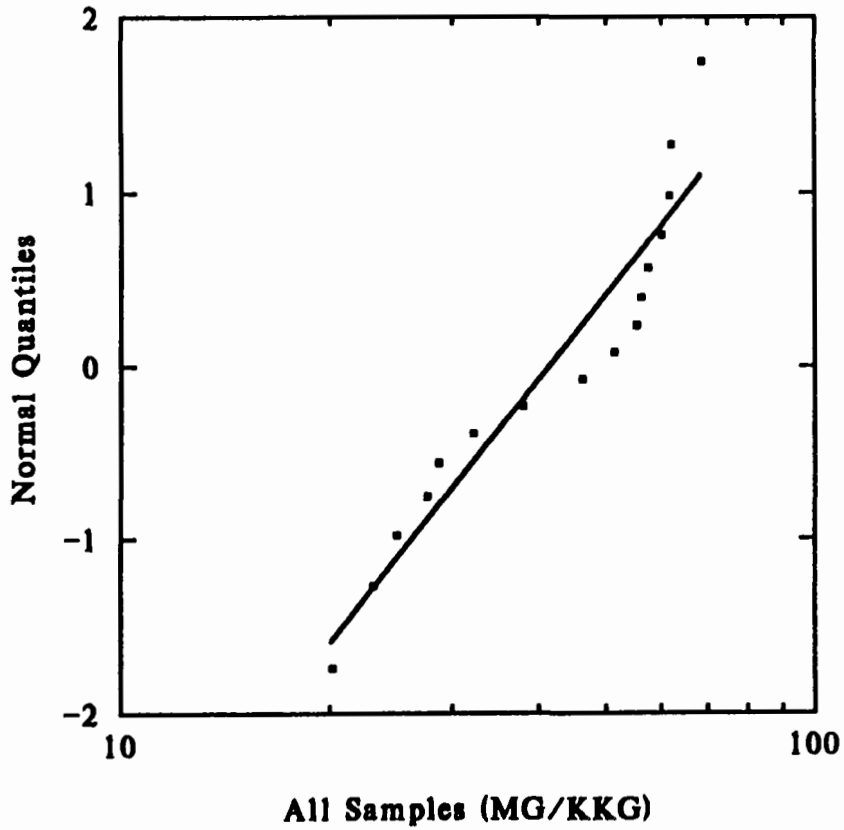

Figure N1-74. Lognormal Probability Plots for 3,4,5-Trichloroguaiacol
Subcategory=DS, Option=1, Stream=ALK
All Observations Treated as Uncensored

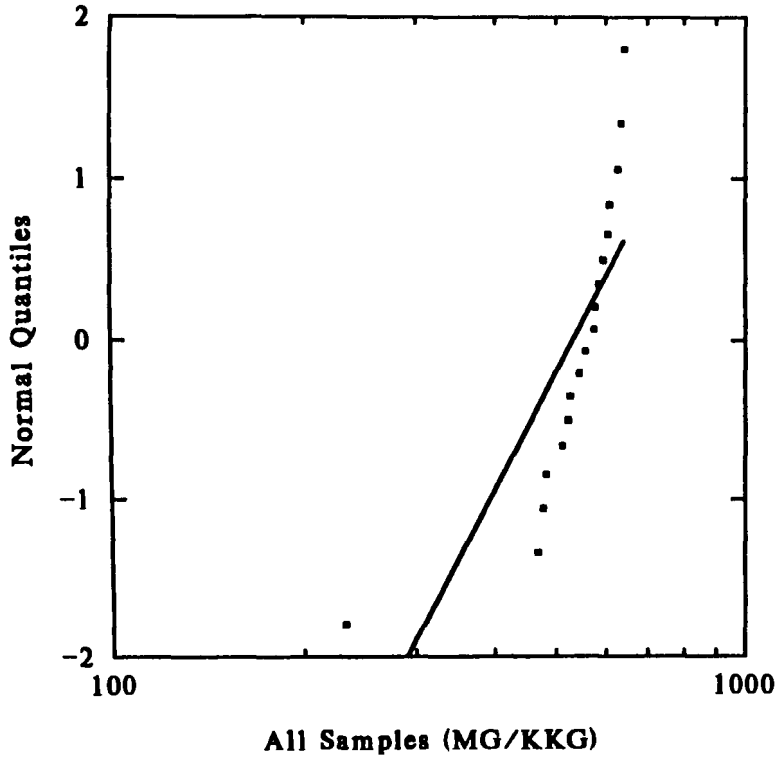

Figure N1-75. Lognormal Probability Plots for 3,4,5-Trichloroguaiacol
Subcategory=DS, Option=1, Stream=FE
All Observations Treated as Uncensored

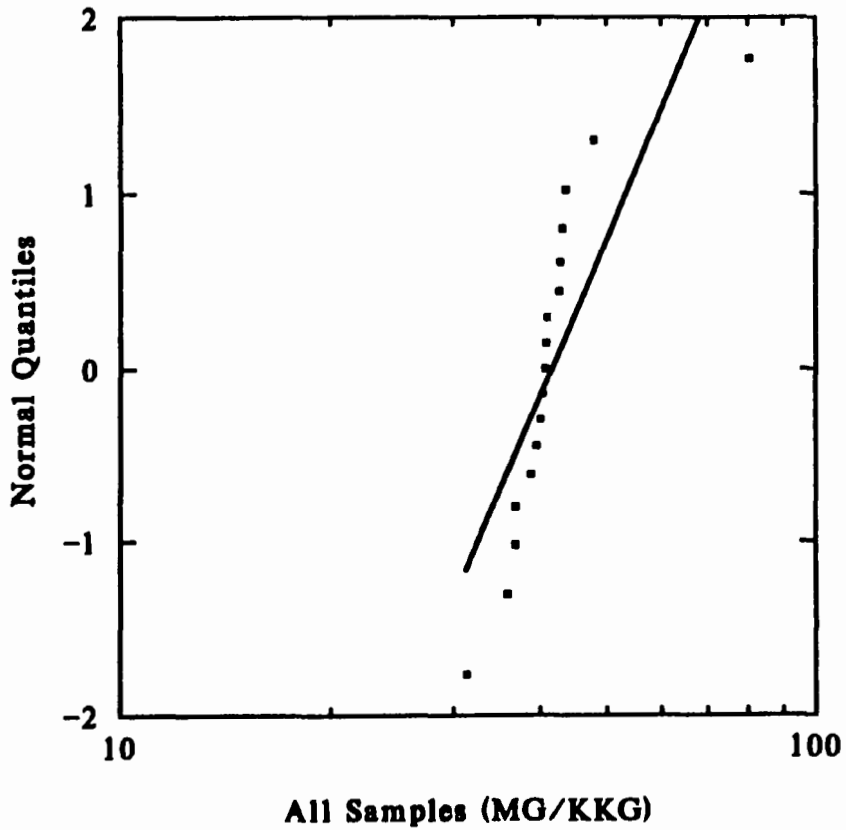

Figure N1-76. Lognormal Probability Plots for 2,3,4,6-Tetrachlorophenol
Subcategory=BPK, Option=3, Stream=ACID
All Observations Treated as Uncensored

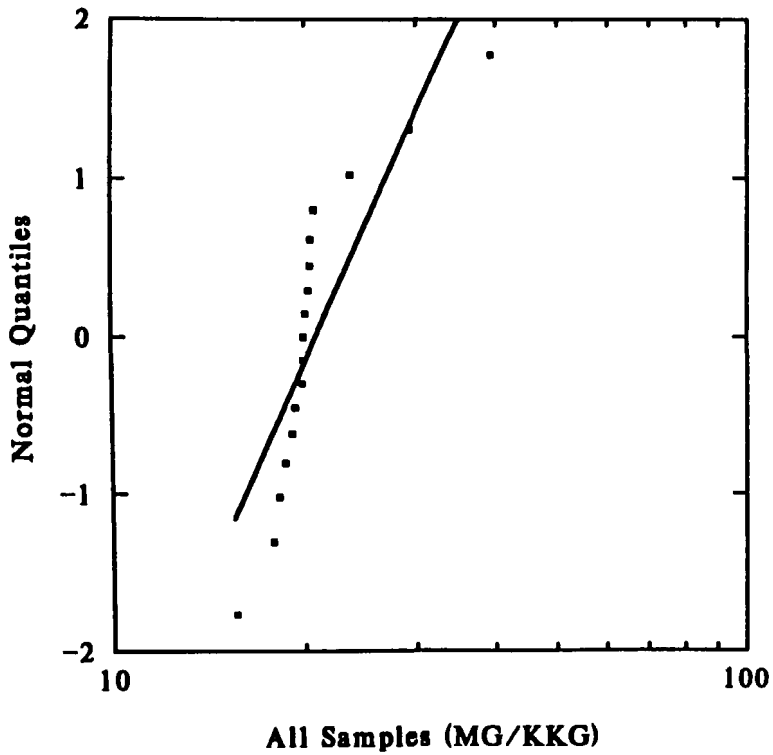

Figure N1-77. Lognormal Probability Plots for 2,3,4,6-Tetrachlorophenol
Subcategory=BPK, Option=3, Stream=ALK
All Observations Treated as Uncensored

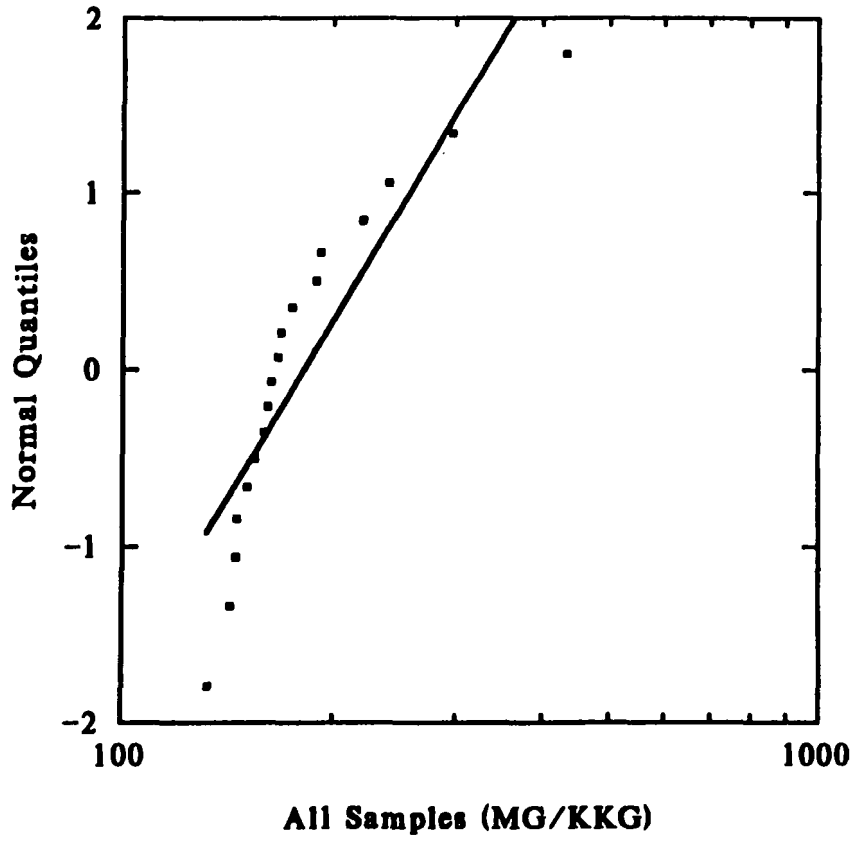

Figure N1-78. Lognormal Probability Plots for 2,3,4,6-Tetrachlorophenol
Subcategory=BPK, Option=3, Stream=FE
All Observations Treated as Uncensored

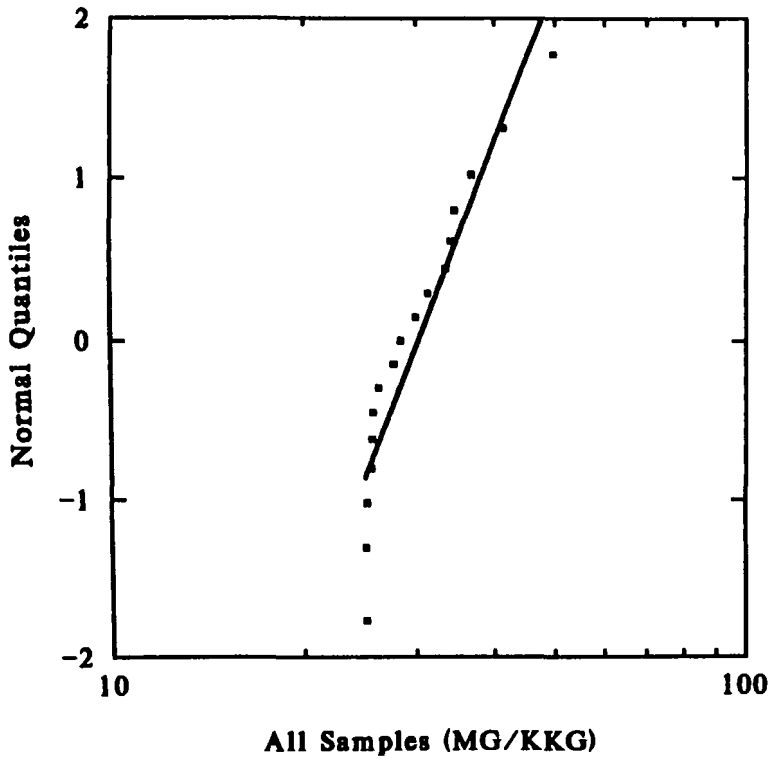

Figure N1-79. Lognormal Probability Plots for 2,3,4,6-Tetrachlorophenol
Subcategory=BPK, Option=4, Stream=ACID
All Observations Treated as Uncensored

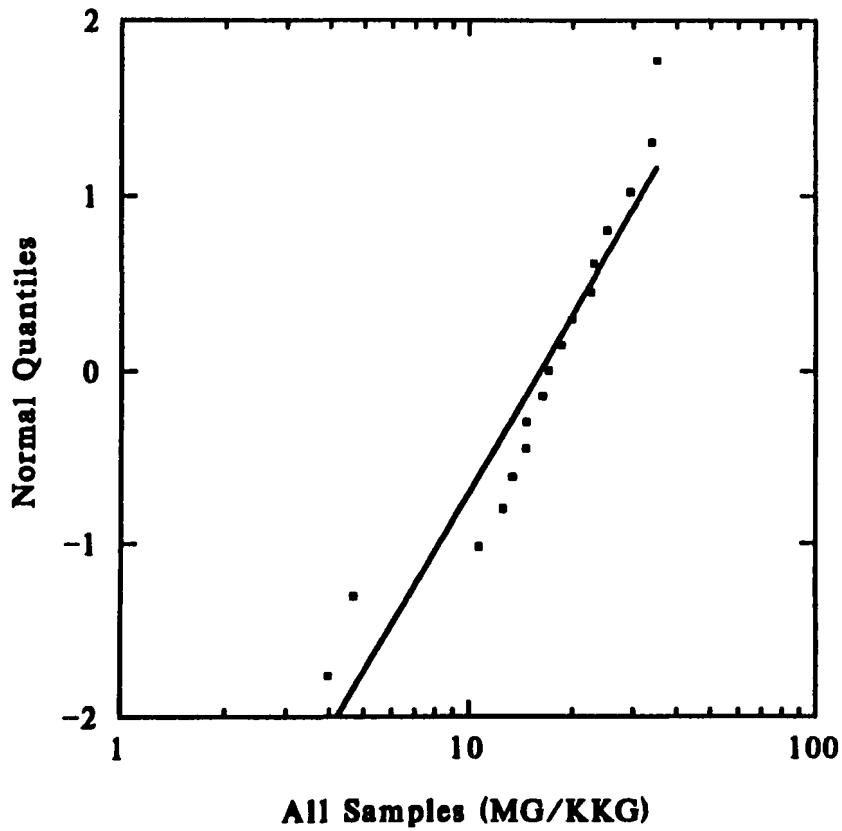

Figure N1-80. Lognormal Probability Plots for 2,3,4,6-Tetrachlorophenol
Subcategory=BPK, Option=4, Stream=ALK
All Observations Treated as Uncensored

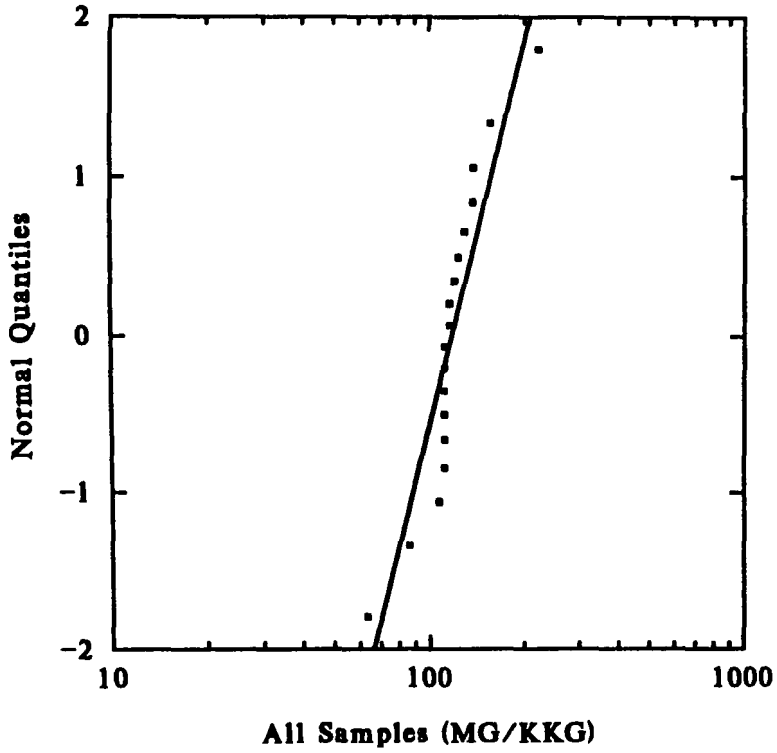

Figure N1-81. Lognormal Probability Plots for 2,3,4,6-Tetrachlorophenol
Subcategory=BPK, Option=4, Stream=FE
All Observations Treated as Uncensored

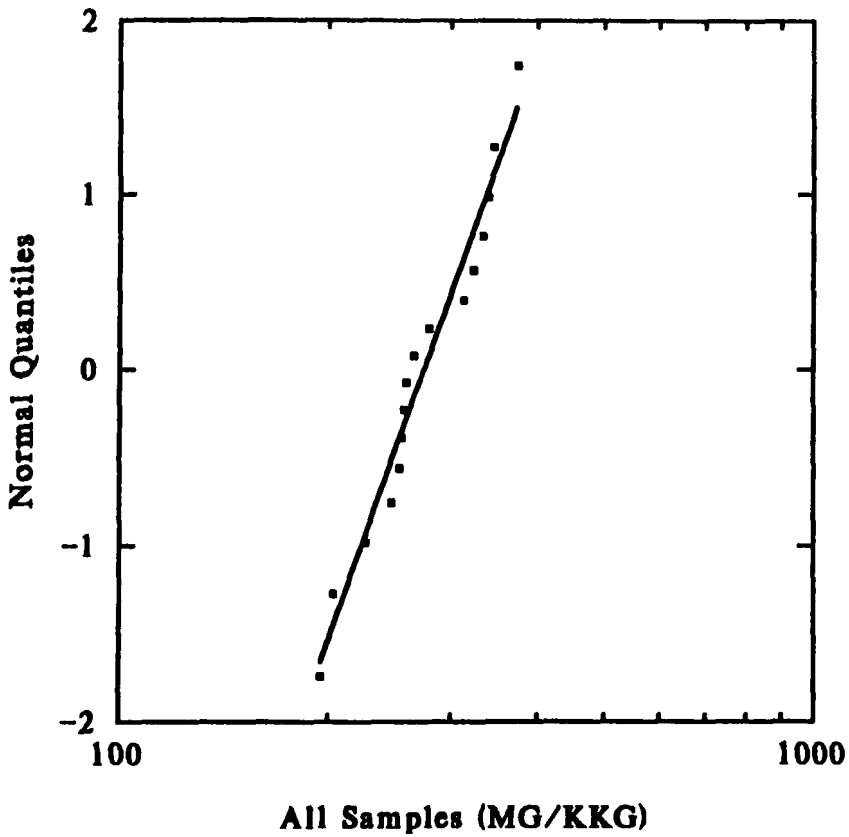

Figure N1-82. Lognormal Probability Plots for 2,3,4,6-Tetrachlorophenol
Subcategory=DS, Option=1, Stream=ACID
All Observations Treated as Uncensored

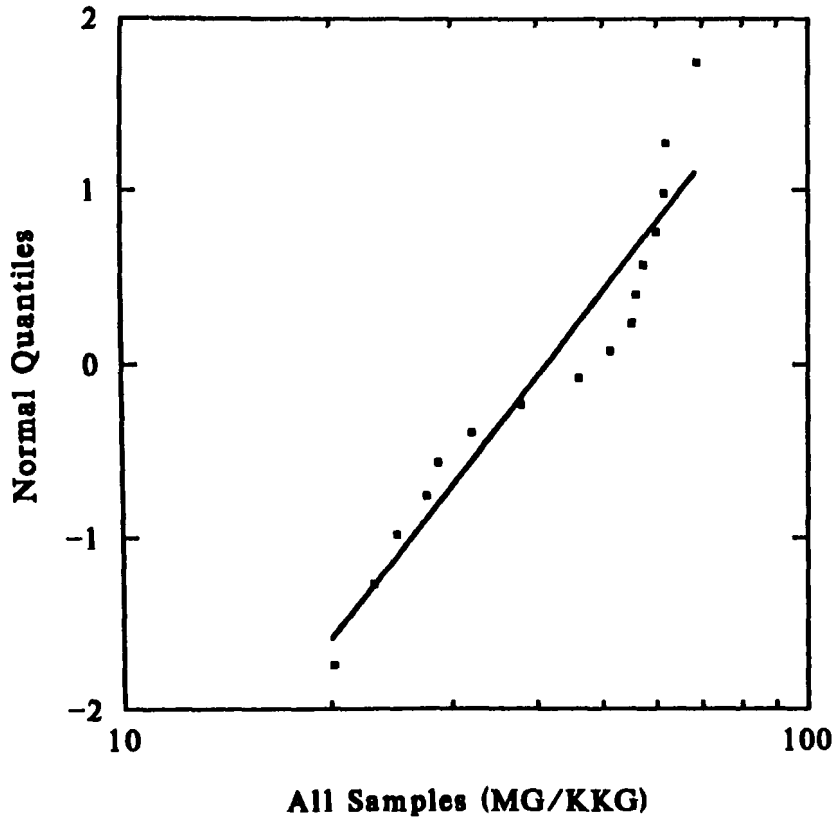

Figure N1-83. Lognormal Probability Plots for 2,3,4,6-Tetrachlorophenol
Subcategory=DS, Option=1, Stream=ALK
All Observations Treated as Uncensored

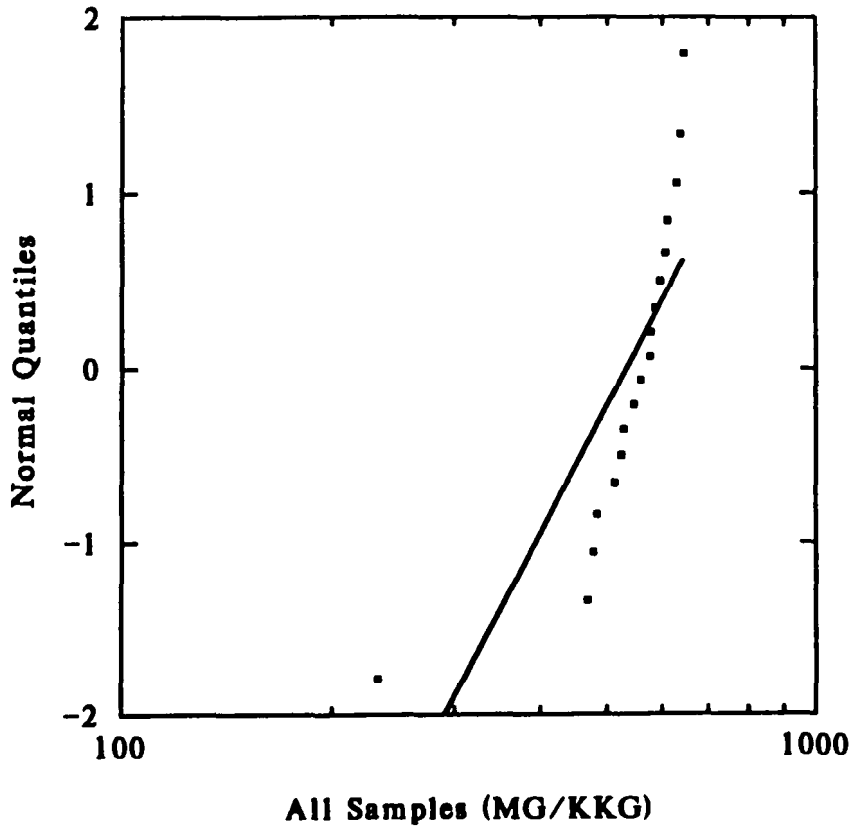

Figure N1-84. Lognormal Probability Plots for 2,3,4,6-Tetrachlorophenol
Subcategory=DS, Option=1, Stream=FE
All Observations Treated as Uncensored

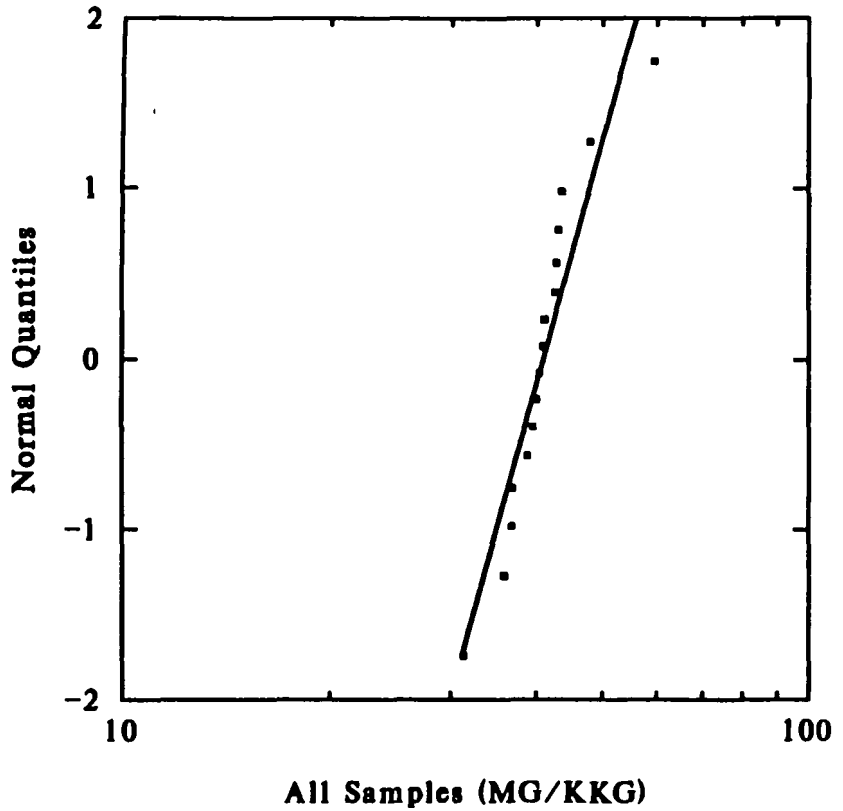

Figure N1-85. Lognormal Probability Plots for 3,4,6-Trichloroguaiacol
Subcategory=BPK, Option=3, Stream=ACID
All Observations Treated as Uncensored

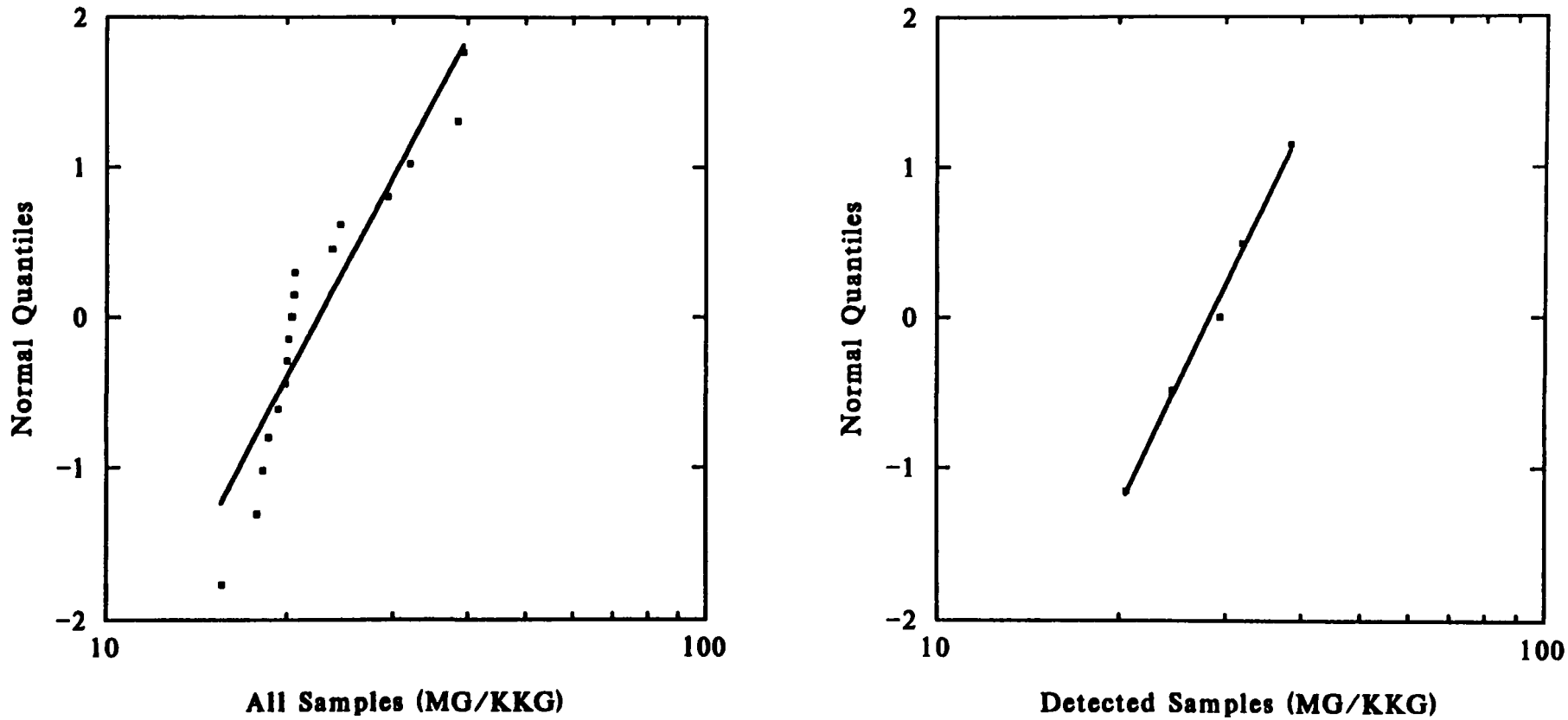

Figure N1-86. Lognormal Probability Plots for 3,4,6-Trichloroguaiacol
Subcategory=BPK, Option=3, Stream=ALK
All Observations Treated as Uncensored

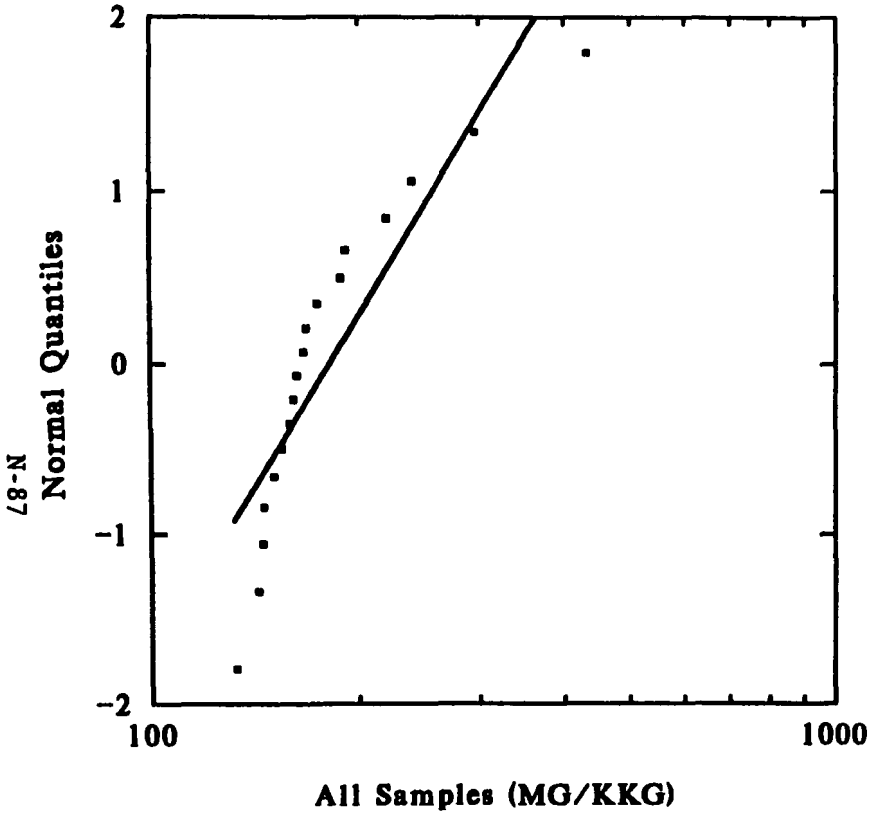

Figure N1-87. Lognormal Probability Plots for 3,4,6-Trichloroguaiacol
Subcategory=BPK, Option=3, Stream=FE
All Observations Treated as Uncensored

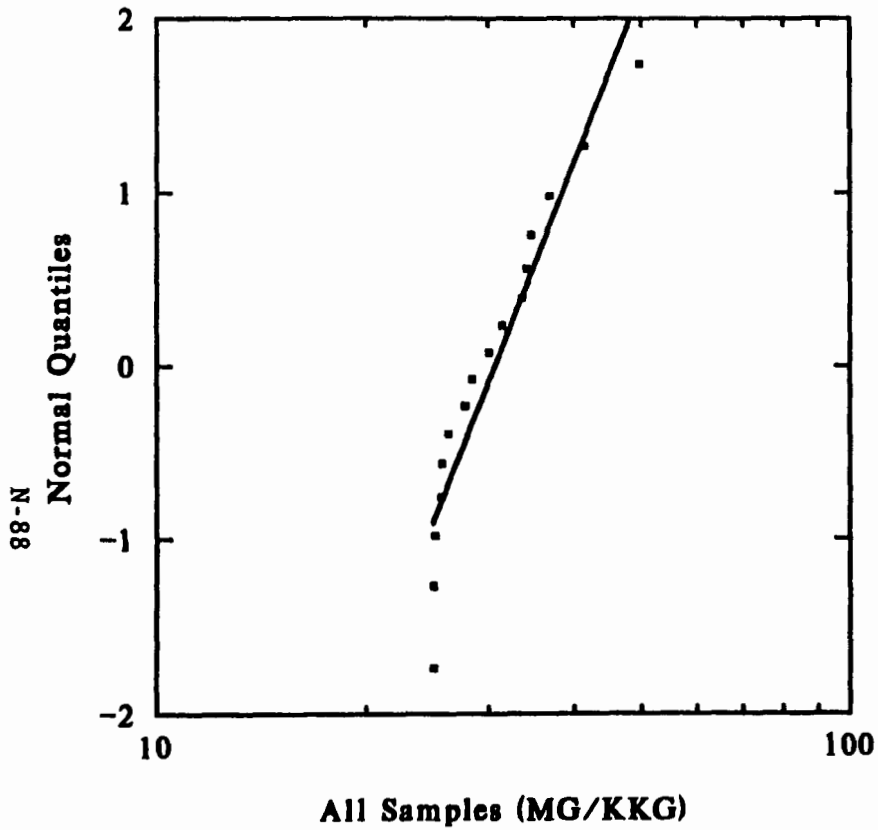

Figure N1-88. Lognormal Probability Plots for 3.4.6-Trichloroguaiacol
Subcategory=BPK. Option=4. Stream=ACID
All Observations Treated as Uncensored

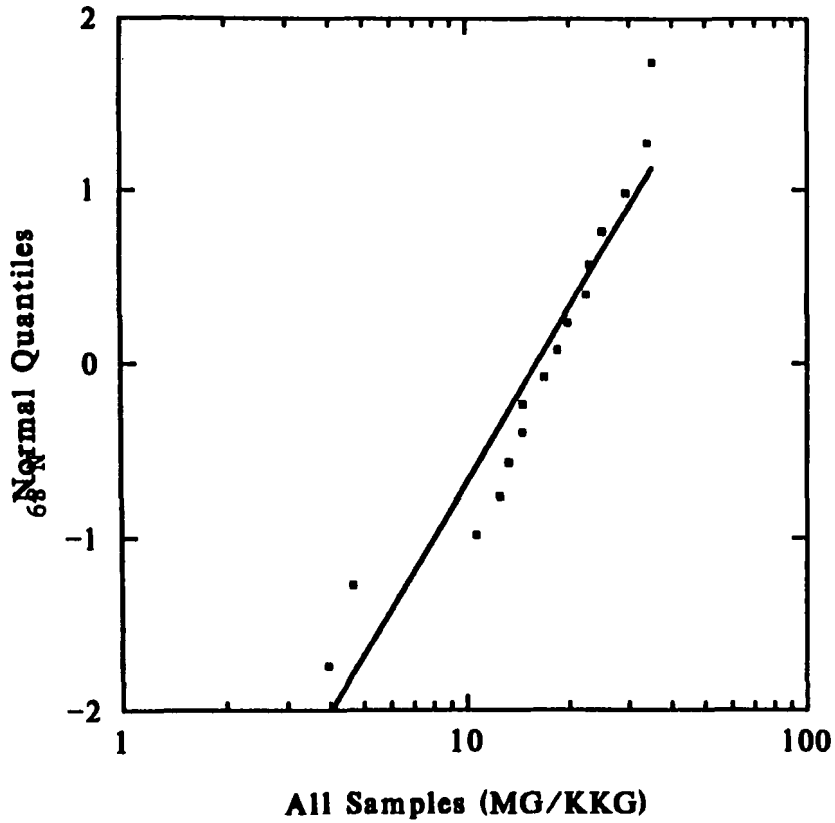

Figure N1-89. Lognormal Probability Plots for 3,4,6-Trichloroguaiacol
Subcategory=BPK, Option=4, Stream=ALK
All Observations Treated as Uncensored

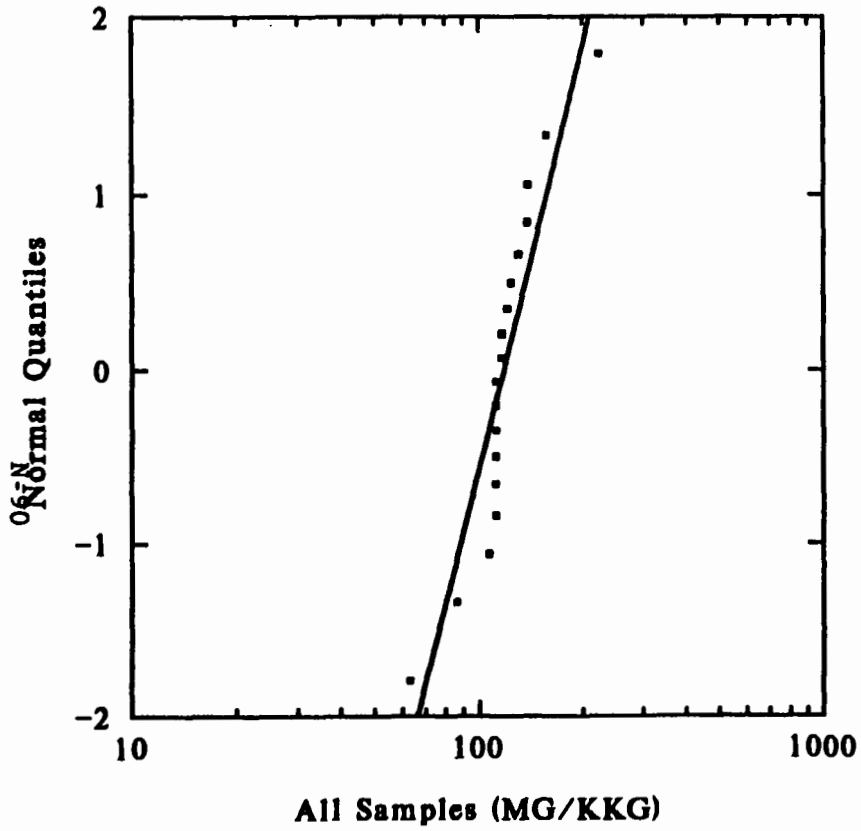

Figure N1-90. Lognormal Probability Plots for 3,4,6-Trichloroguaiacol
Subcategory=BPK, Option=4, Stream=FE
All Observations Treated as Uncensored

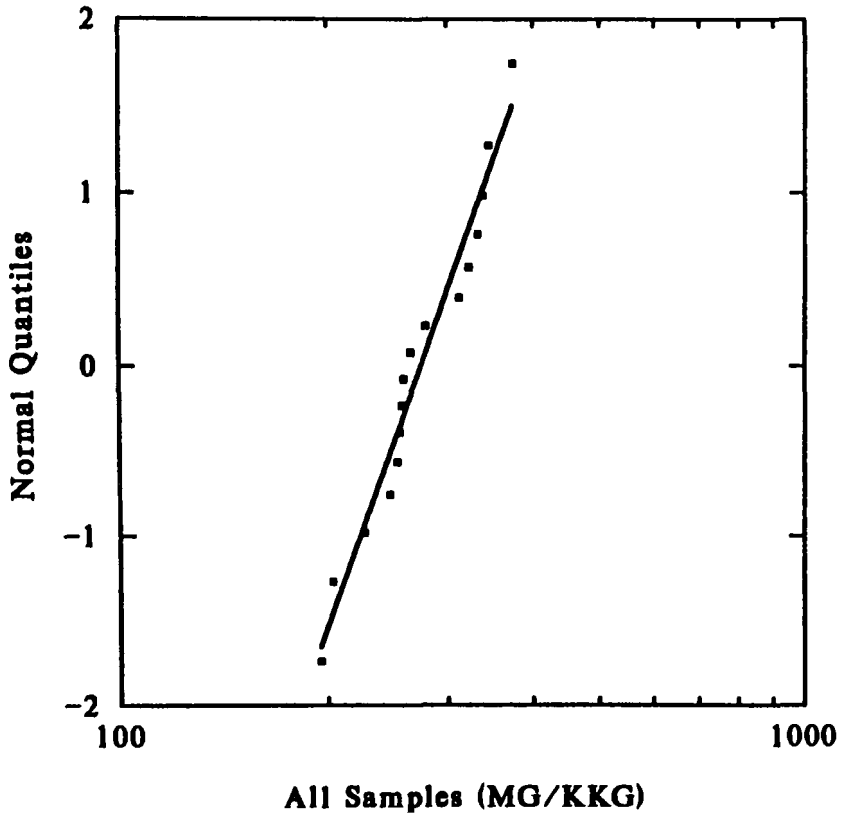

Figure N1-91. Lognormal Probability Plots for 3,4,6-Trichloroguaiacol
Subcategory=DS, Option=1, Stream=ACID
All Observations Treated as Uncensored

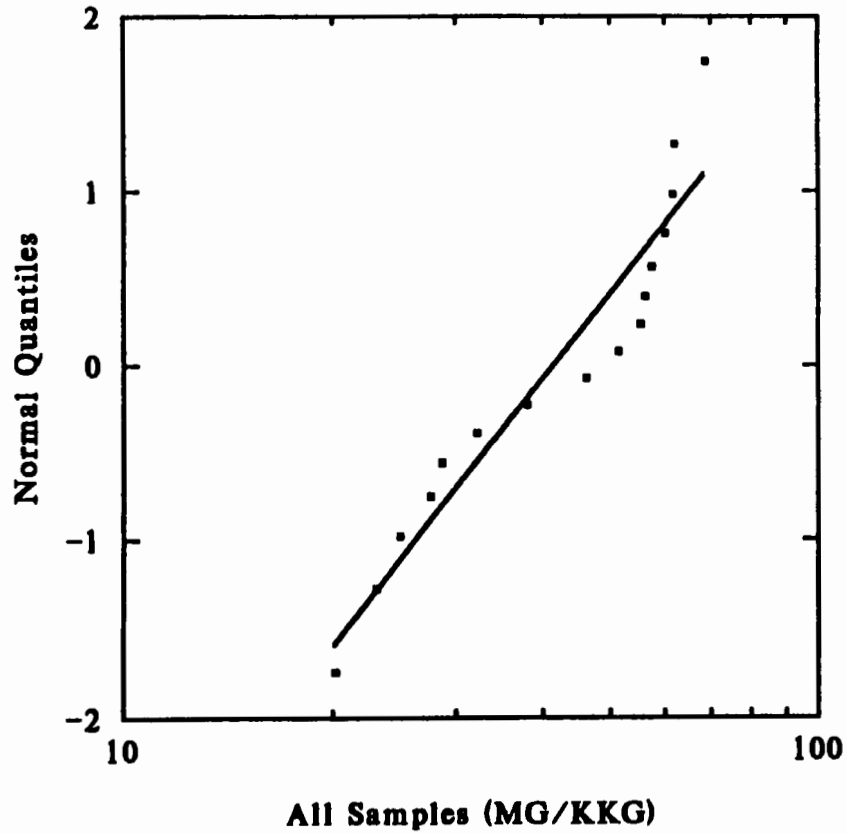

Figure N1-92. Lognormal Probability Plots for 3,4,6-Trichloroguaiacol
Subcategory=DS, Option=1, Stream=ALK
All Observations Treated as Uncensored

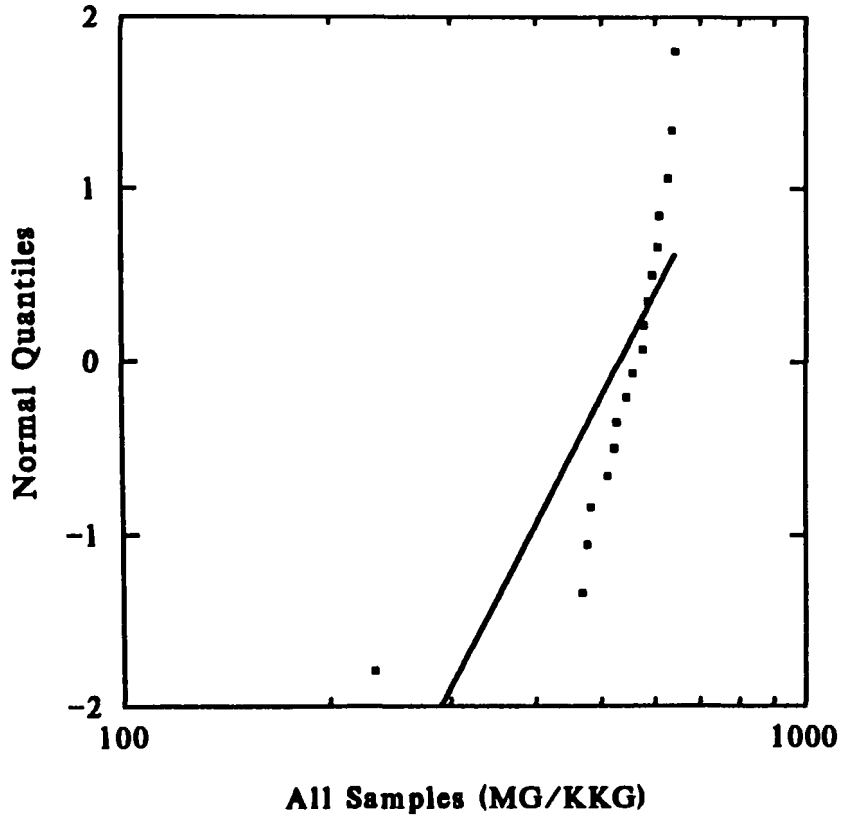

Figure N1-93. Lognormal Probability Plots for 3,4,6-Trichloroguaiacol
Subcategory=DS, Option=1, Stream=FE
All Observations Treated as Uncensored

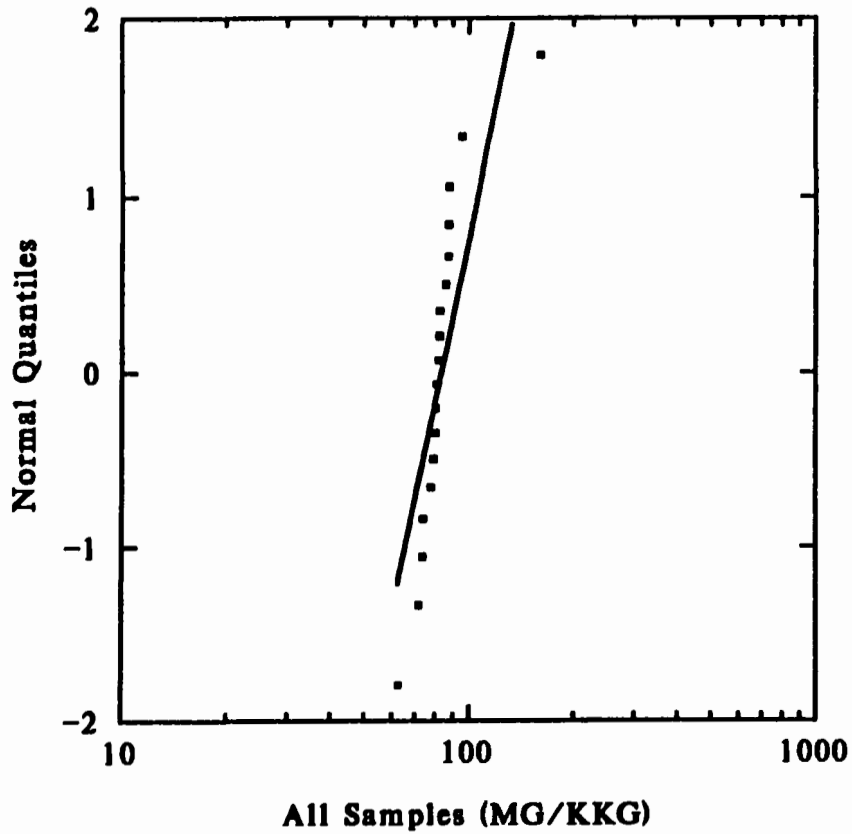

Figure N1-94. Lognormal Probability Plots for Pentachlorophenol
Subcategory=BPK, Option=3, Stream=ACID
All Observations Treated as Uncensored

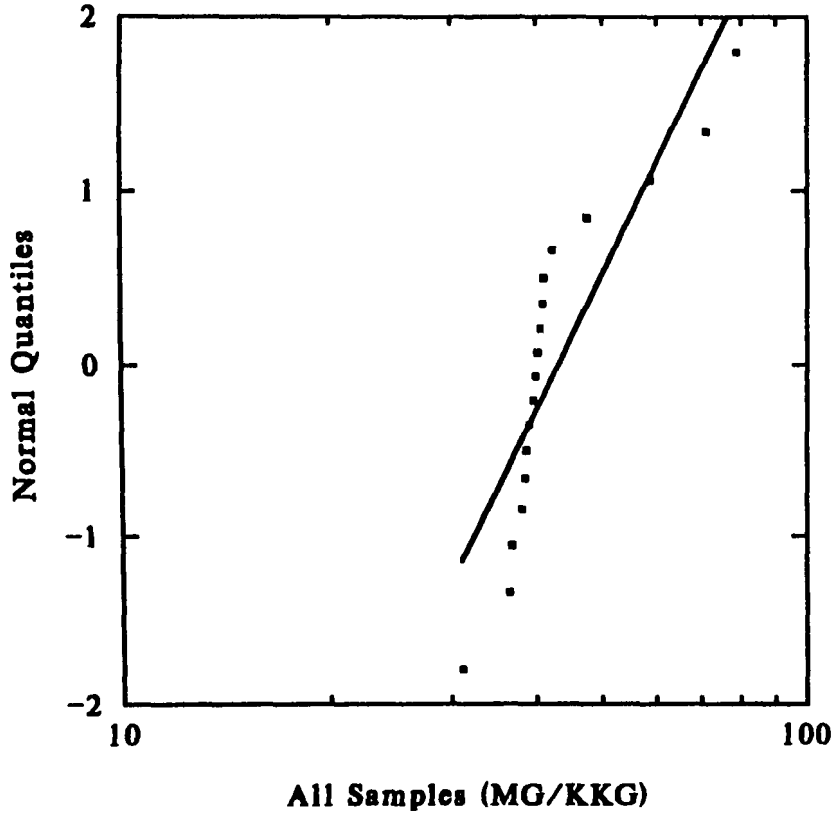

Figure N1-95. Lognormal Probability Plots for Pentachlorophenol
Subcategory=BPK, Option=3, Stream=ALK
All Observations Treated as Uncensored

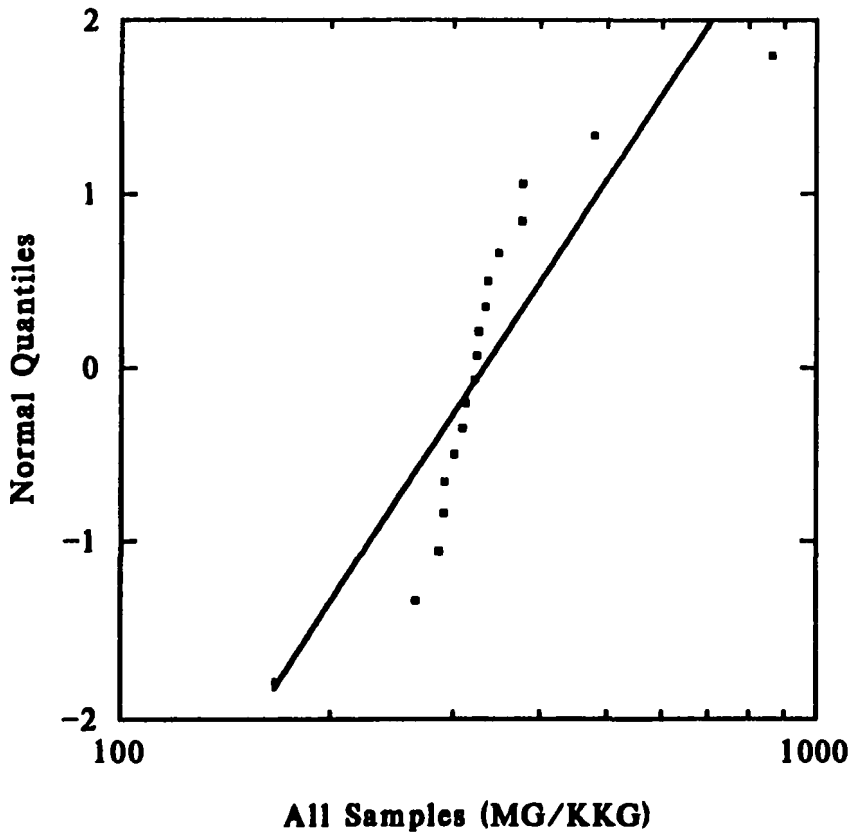

Figure N1-96. Lognormal Probability Plots for Pentachlorophenol
Subcategory=BPK, Option=3, Stream=FE
All Observations Treated as Uncensored

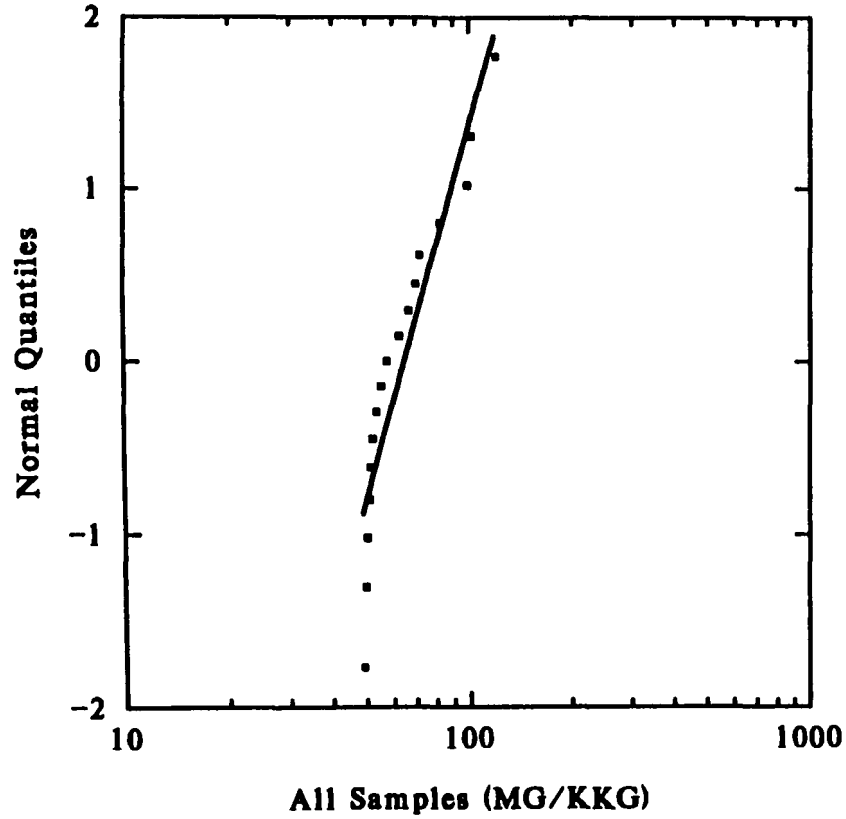

Figure N1-97. Lognormal Probability Plots for Pentachlorophenol
Subcategory=BPK, Option=4, Stream=ACID
All Observations Treated as Uncensored

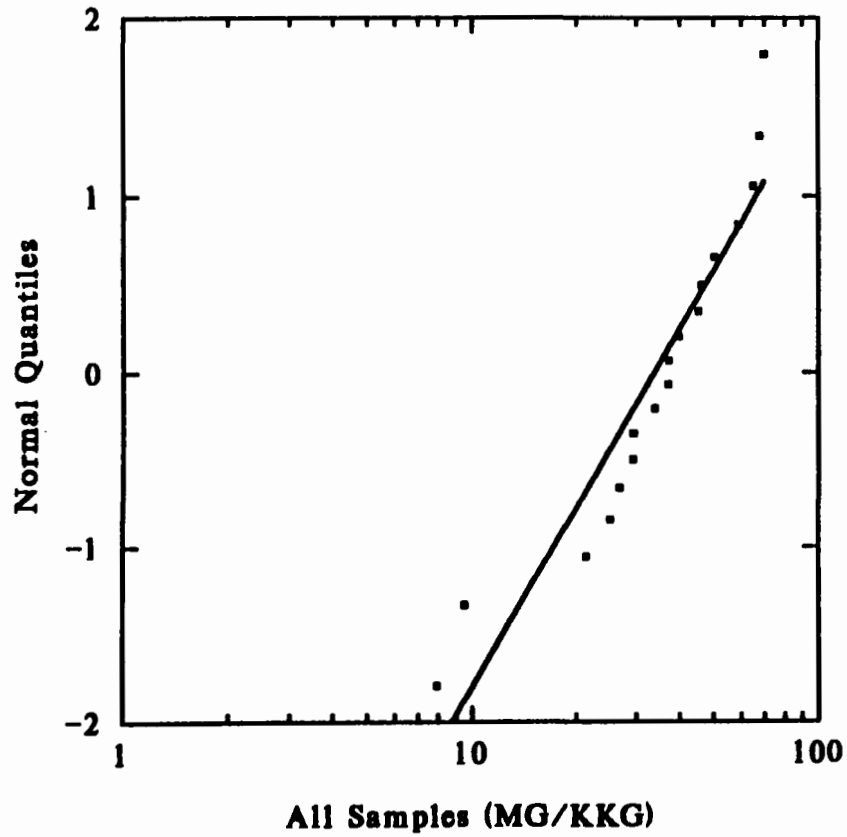

Figure N1-98. Lognormal Probability Plots for Pentachlorophenol
Subcategory=BPK, Option=4, Stream=ALK
All Observations Treated as Uncensored

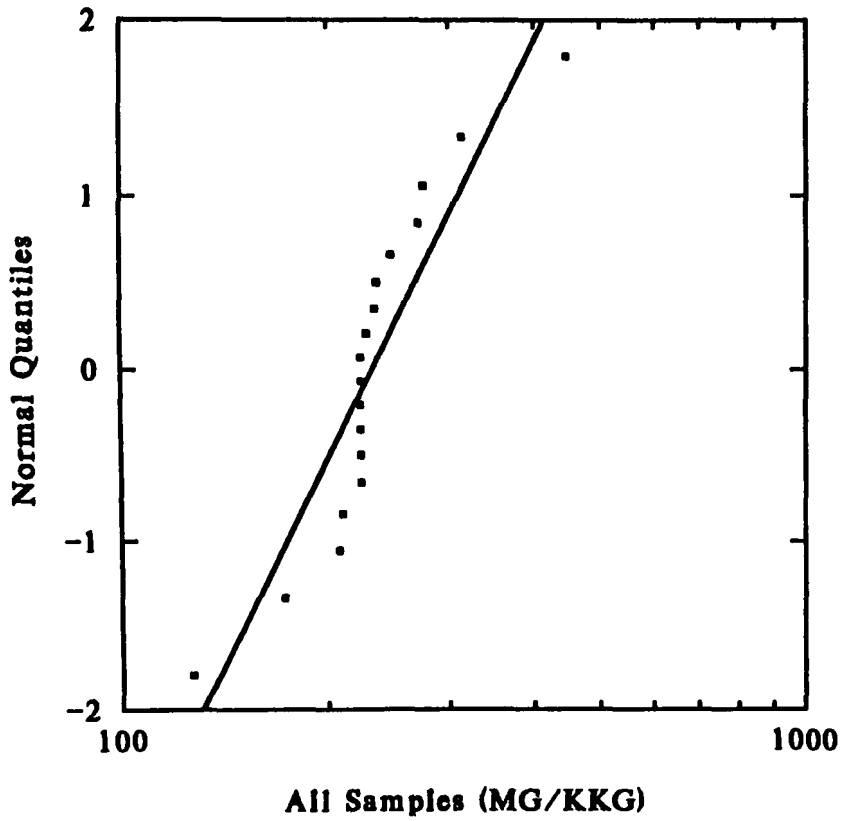

Figure N1-99. Lognormal Probability Plots for Pentachlorophenol
Subcategory=BPK, Option=4, Stream=FE
All Observations Treated as Uncensored

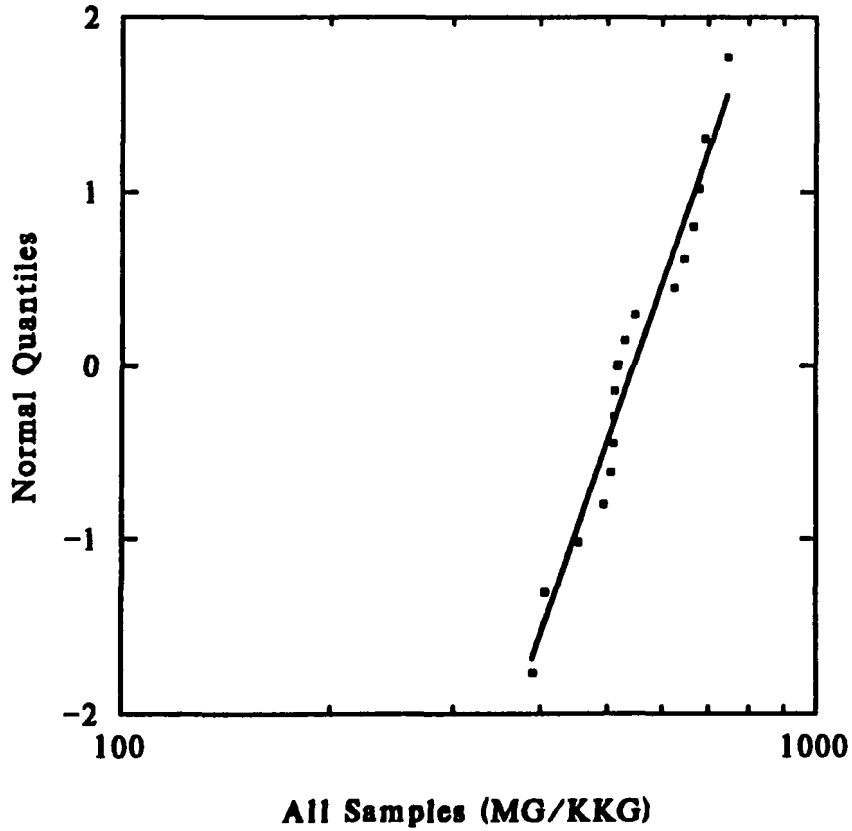

Figure N1-100. Lognormal Probability Plots for Pentachlorophenol
Subcategory=DS, Option=1, Stream=ACID
All Observations Treated as Uncensored

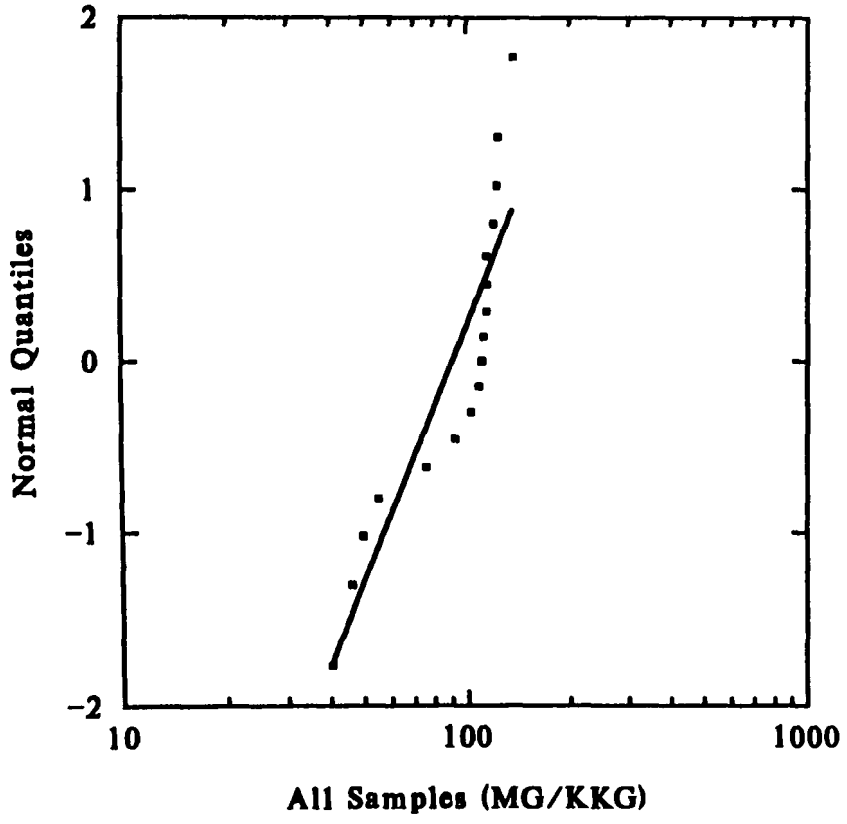

Figure N1-101. Lognormal Probability Plots for Pentachlorophenol
Subcategory=DS, Option=1, Stream=ALK
All Observations Treated as Uncensored

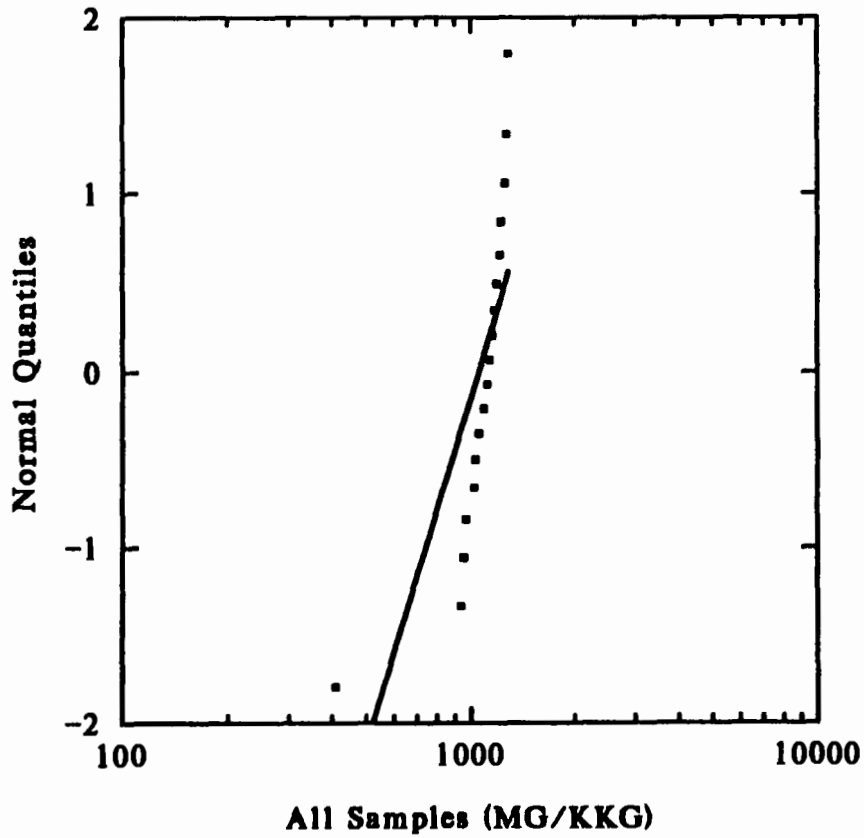

Figure N1-102. Lognormal Probability Plots for Pentachlorophenol
Subcategory=DS, Option=1, Stream=FE
All Observations Treated as Uncensored

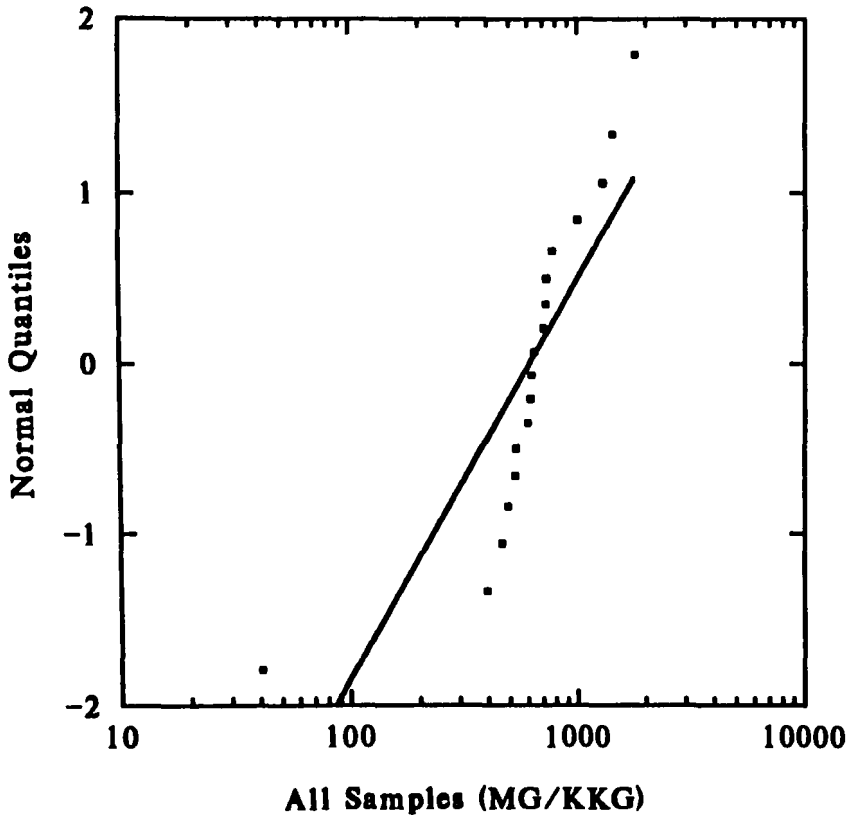

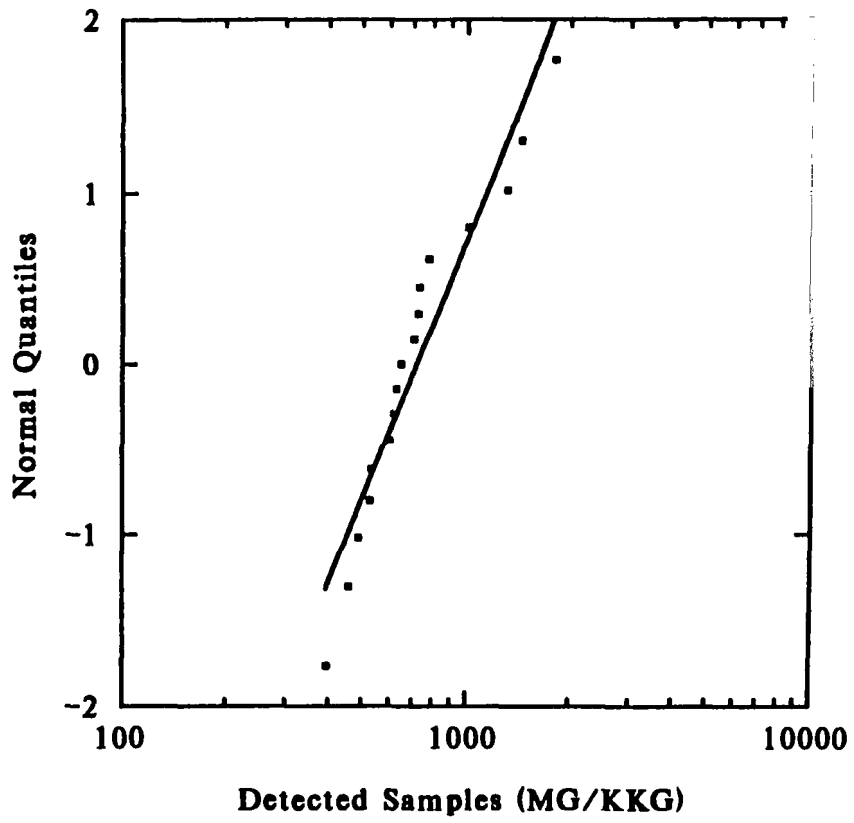

Figure N1-103. Lognormal Probability Plots for 2,4,6-Trichlorophenol
Subcategory=BPK, Option=3, Stream=ACID
All Observations Treated as Uncensored

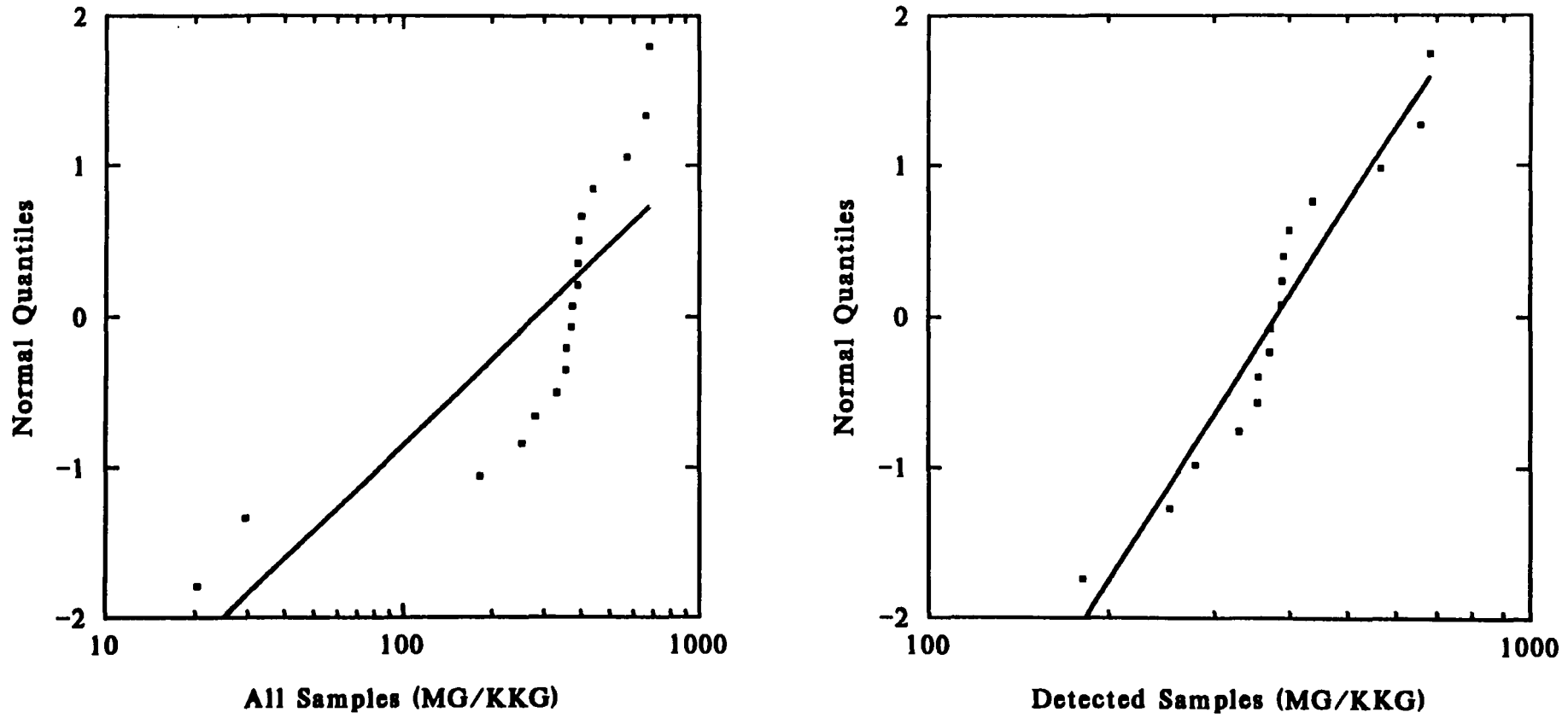

Figure N1-104. Lognormal Probability Plots for 2,4,6-Trichlorophenol
Subcategory=BPK, Option=3, Stream=ALK
All Observations Treated as Uncensored

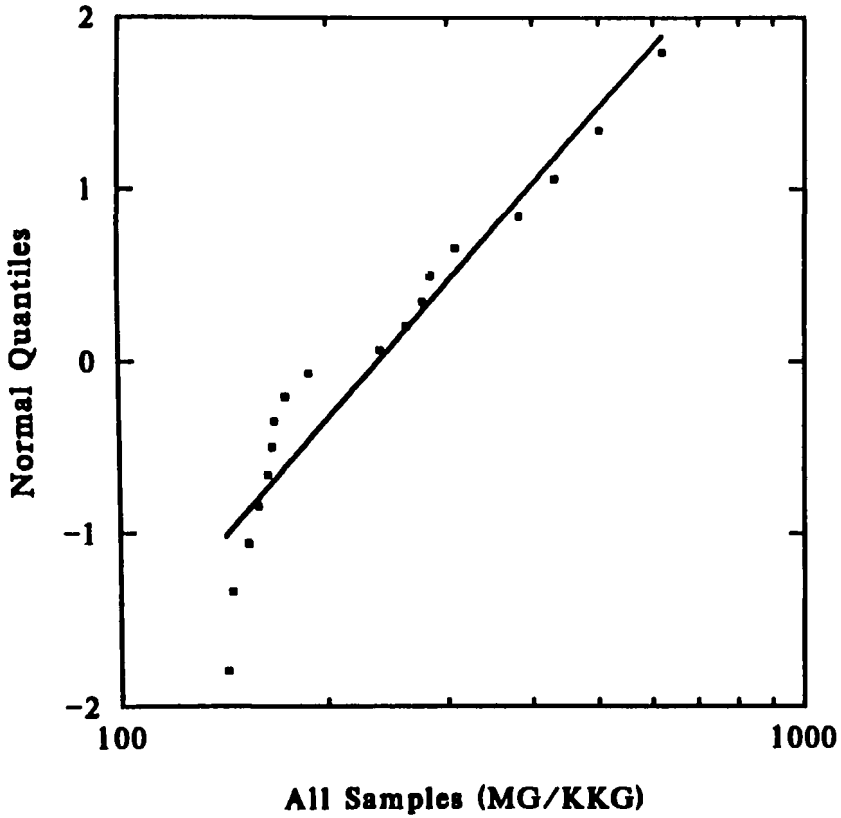

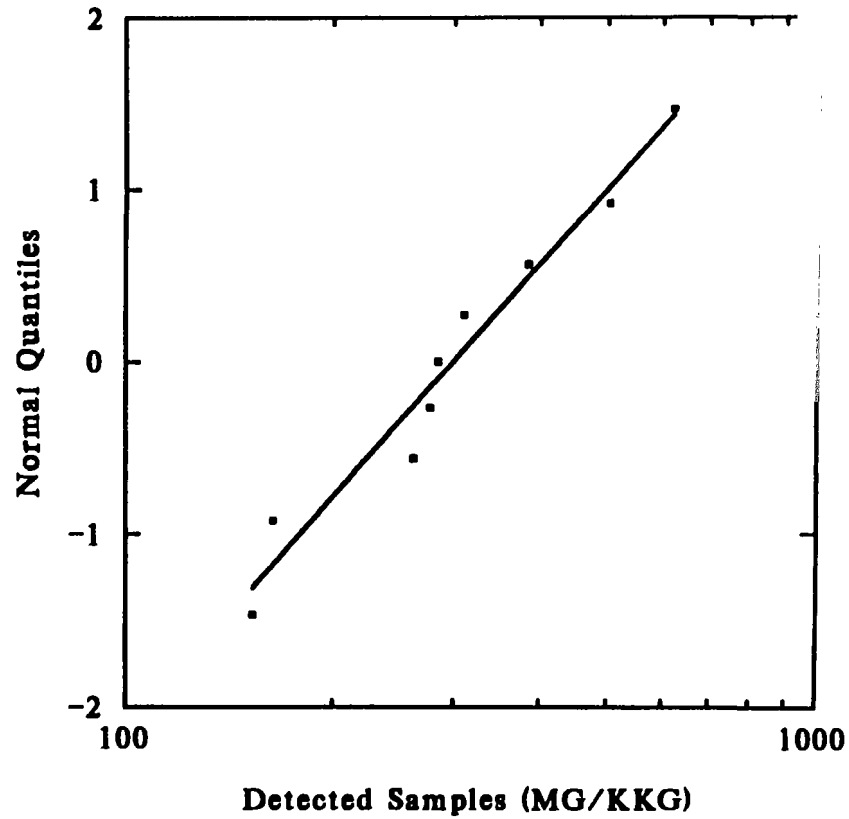

Figure N1-105. Lognormal Probability Plots for 2,4,6-Trichlorophenol
Subcategory=BPK, Option=3, Stream=FE
All Observations Treated as Uncensored

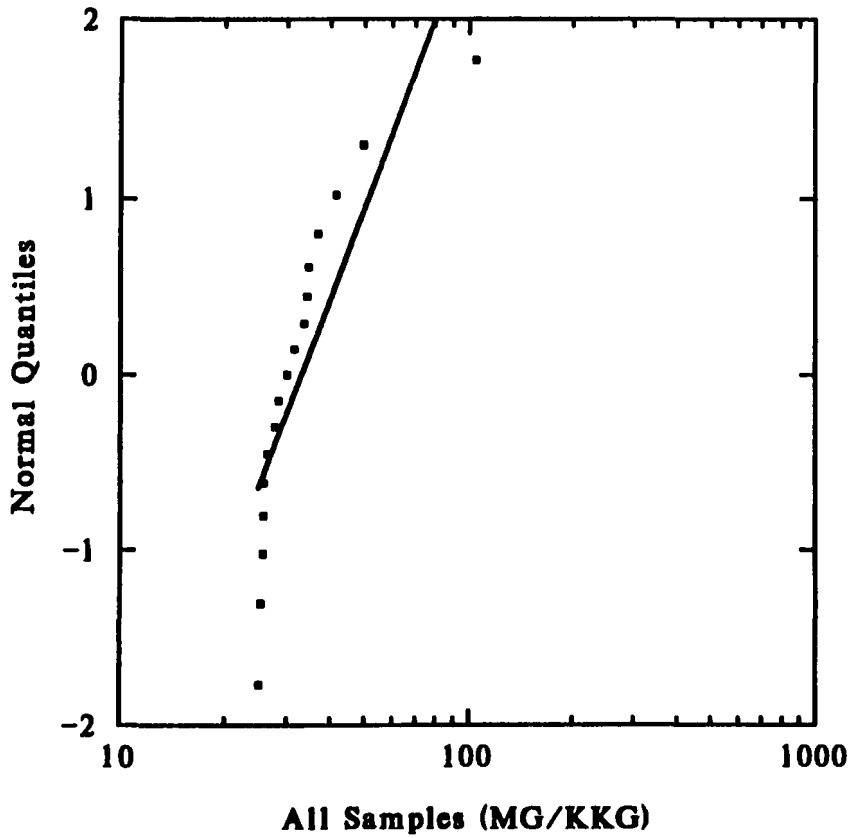

Figure N1-106. Lognormal Probability Plots for 2,4,6-Trichlorophenol
Subcategory=BPK, Option=4, Stream=ACID
All Observations Treated as Uncensored

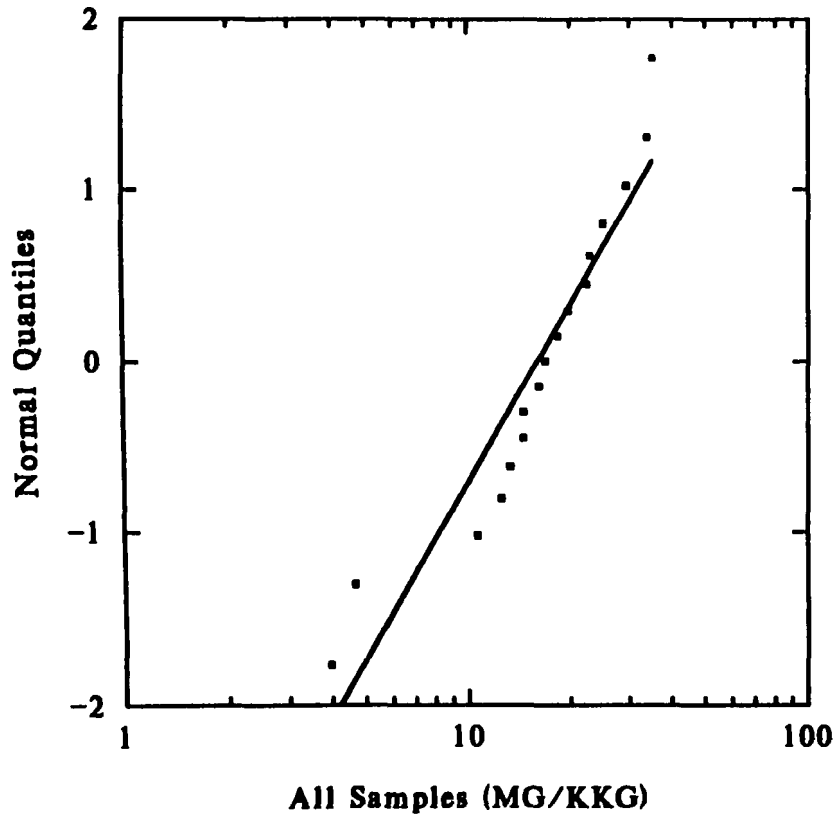

Figure N1-107. Lognormal Probability Plots for 2,4,6-Trichlorophenol
Subcategory=BPK, Option=4, Stream=ALK
All Observations Treated as Uncensored

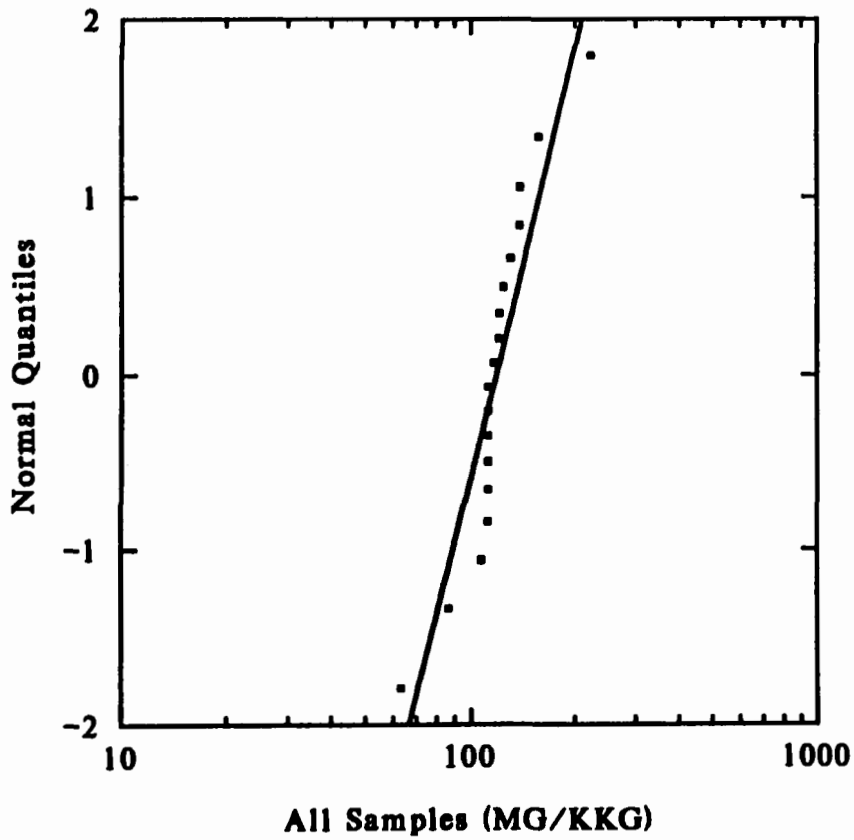

Figure N1-108. Lognormal Probability Plots for 2,4,6-Trichlorophenol
Subcategory=BPK, Option=4, Stream=FE
All Observations Treated as Uncensored

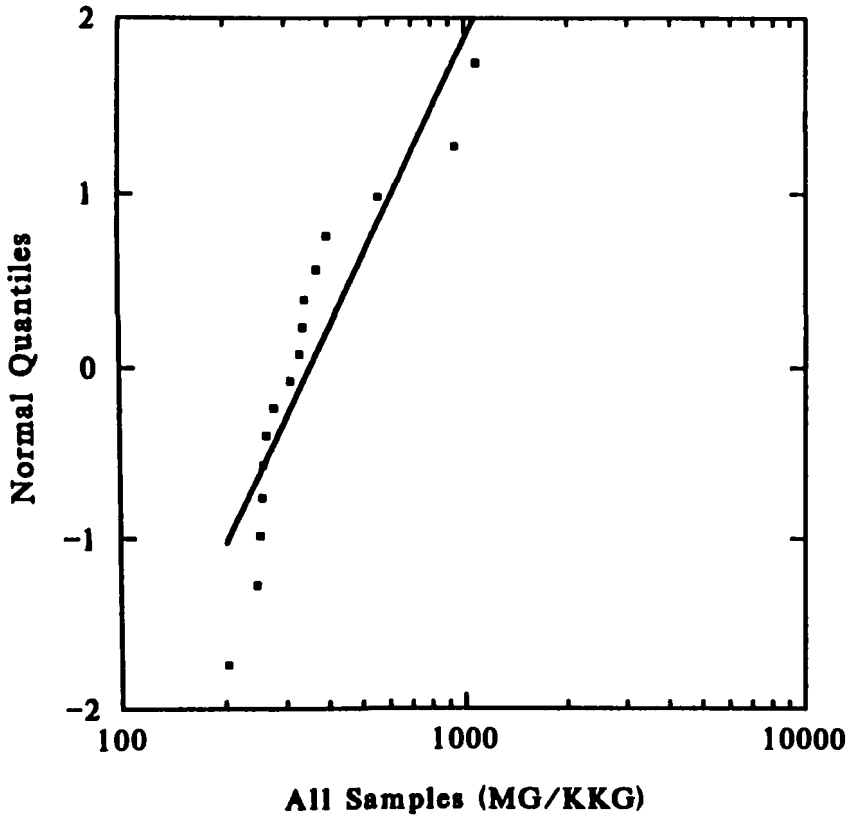

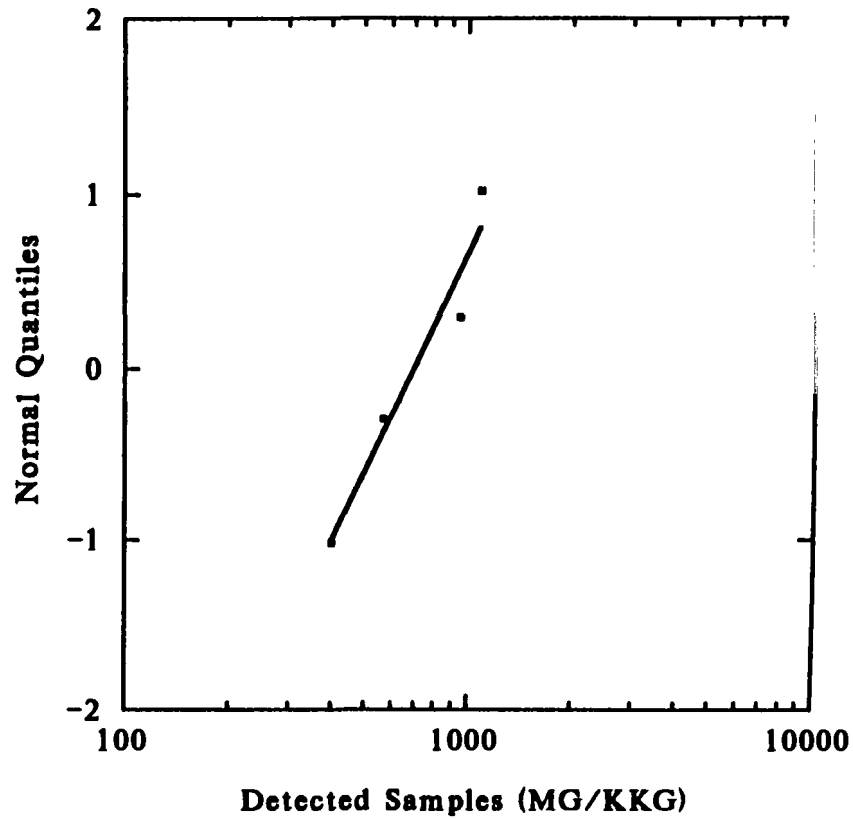

Figure N1-109. Lognormal Probability Plots for 2,4,6-Trichlorophenol
Subcategory=DS, Option=1, Stream=ACID
All Observations Treated as Uncensored

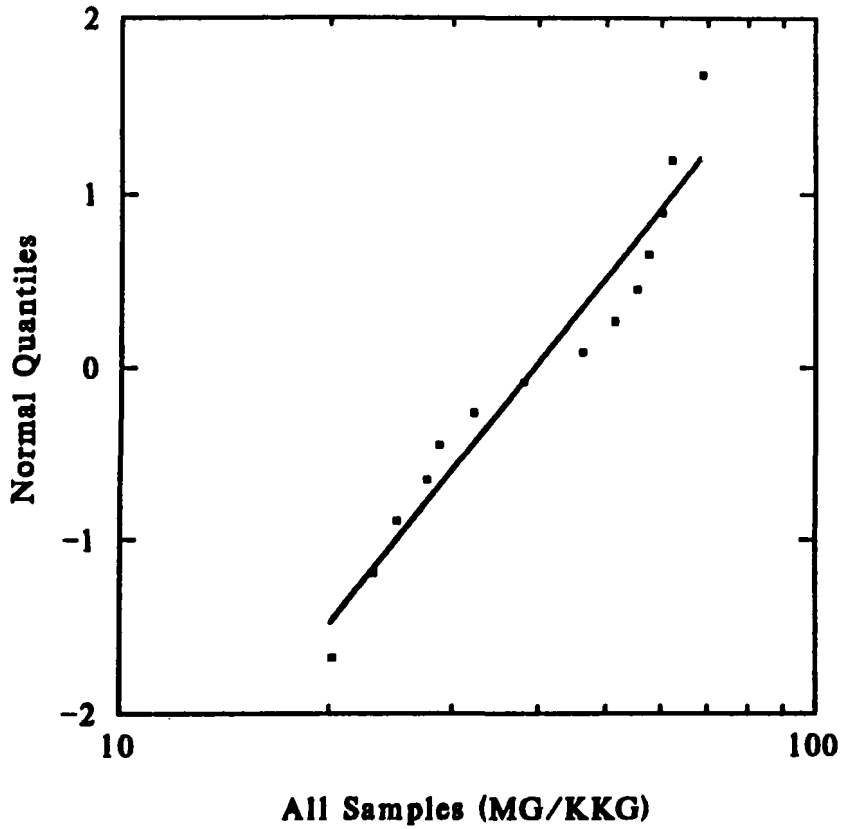

Figure N1-110. Lognormal Probability Plots for 2,4,6-Trichlorophenol
Subcategory=DS, Option=1, Stream=ALK
All Observations Treated as Uncensored

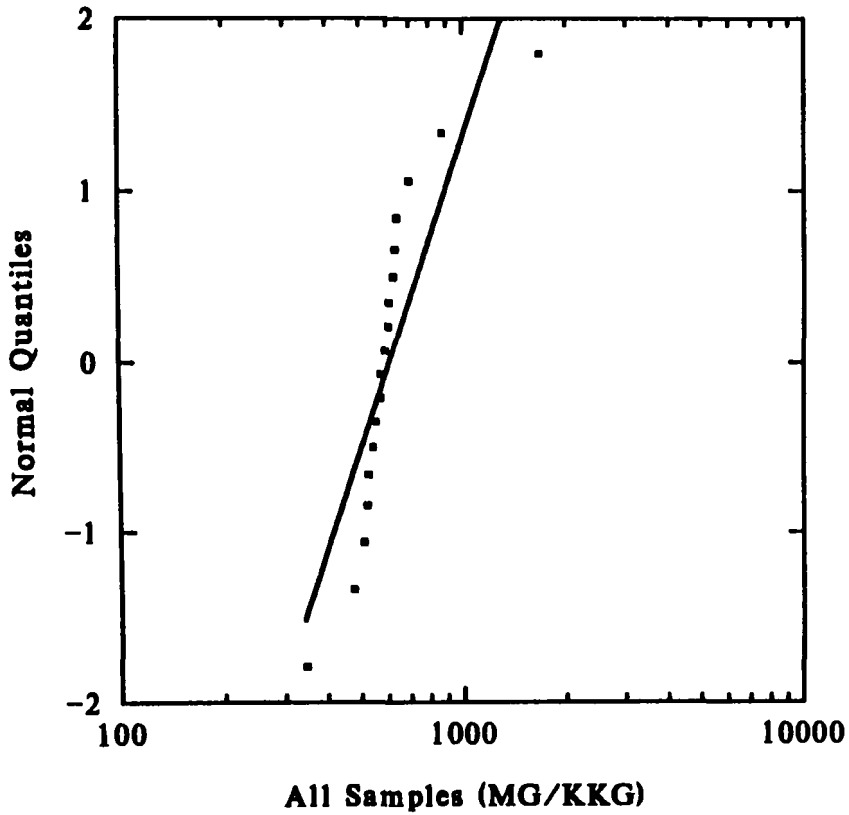

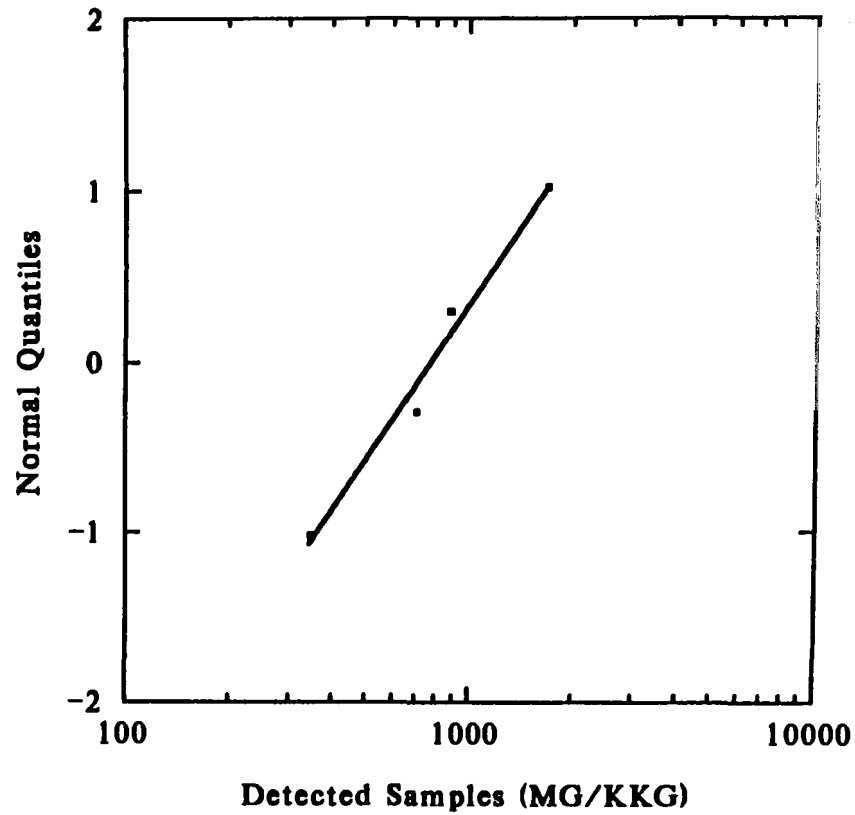

Figure N1-111. Lognormal Probability Plots for 2.4.6-Trichlorophenol
Subcategory=DS, Option=1, Stream=FE
All Observations Treated as Uncensored

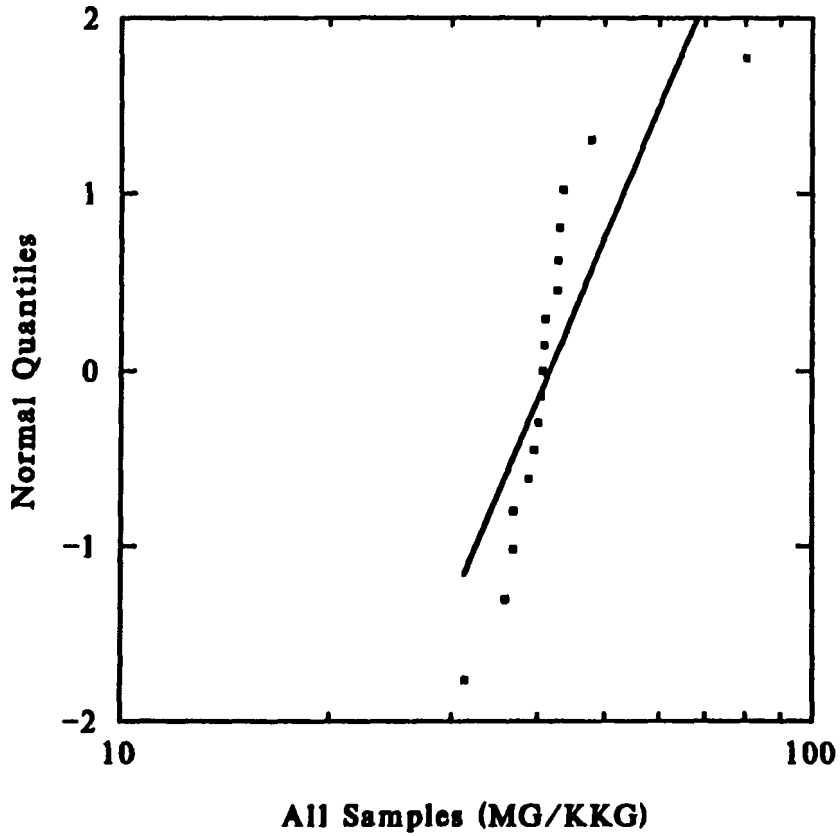

Figure N1-112. Lognormal Probability Plots for 2,4,5-Trichlorophenol
Subcategory=BPK, Option=3, Stream=ACID
All Observations Treated as Uncensored

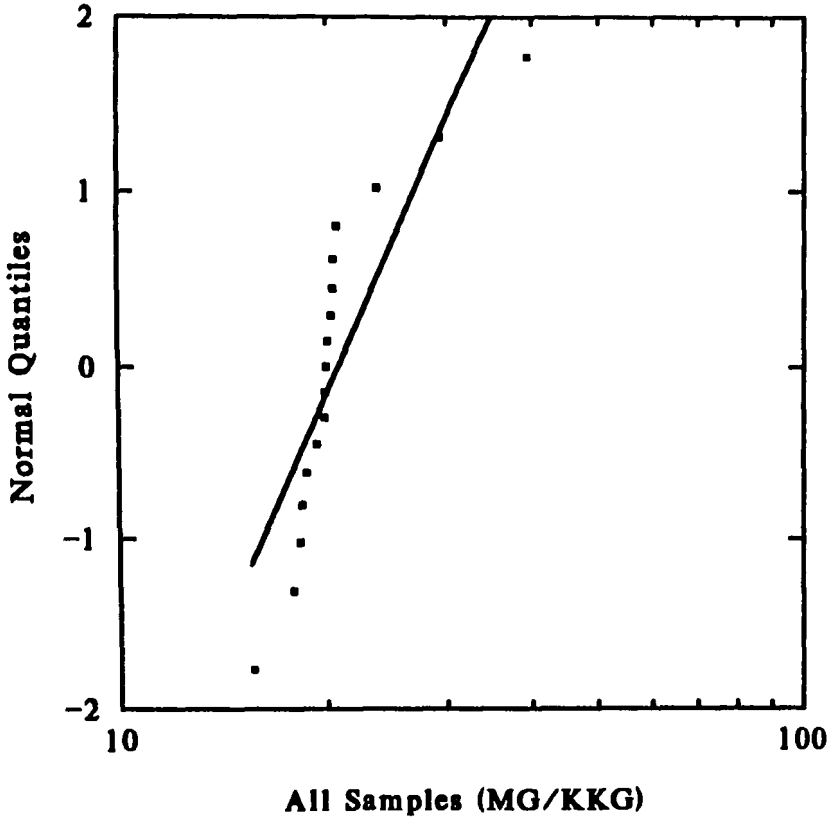

Figure N1-113. Lognormal Probability Plots for 2,4,5-Trichlorophenol
Subcategory=BPK, Option=3, Stream=ALK
All Observations Treated as Uncensored

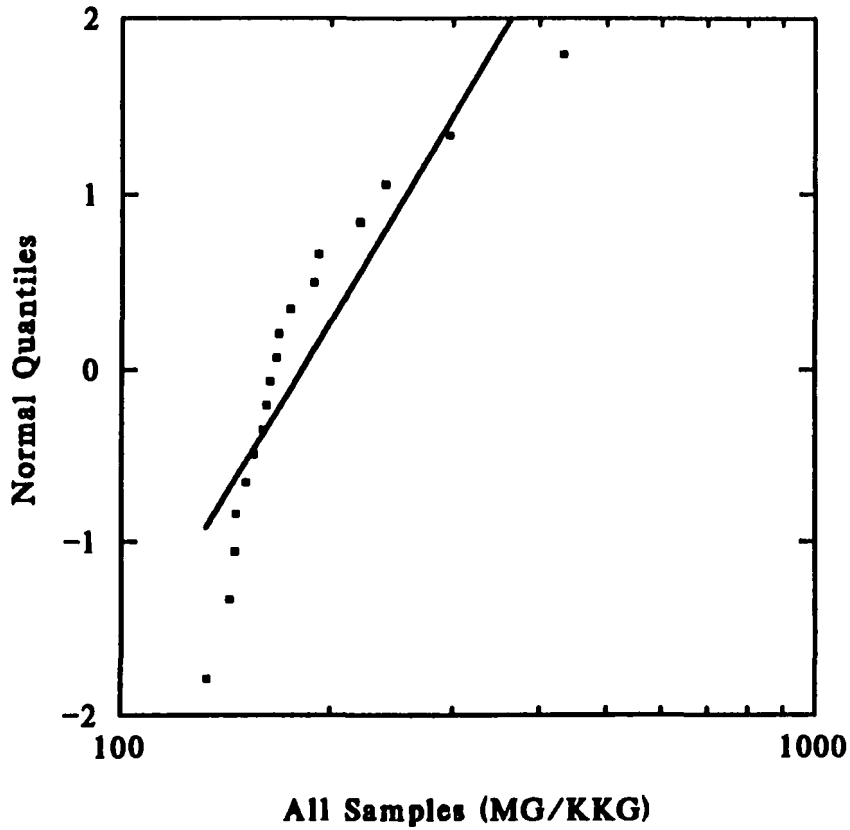

Figure N1-114. Lognormal Probability Plots for 2,4,5-Trichlorophenol
Subcategory=BPK, Option=3, Stream=FE
All Observations Treated as Uncensored

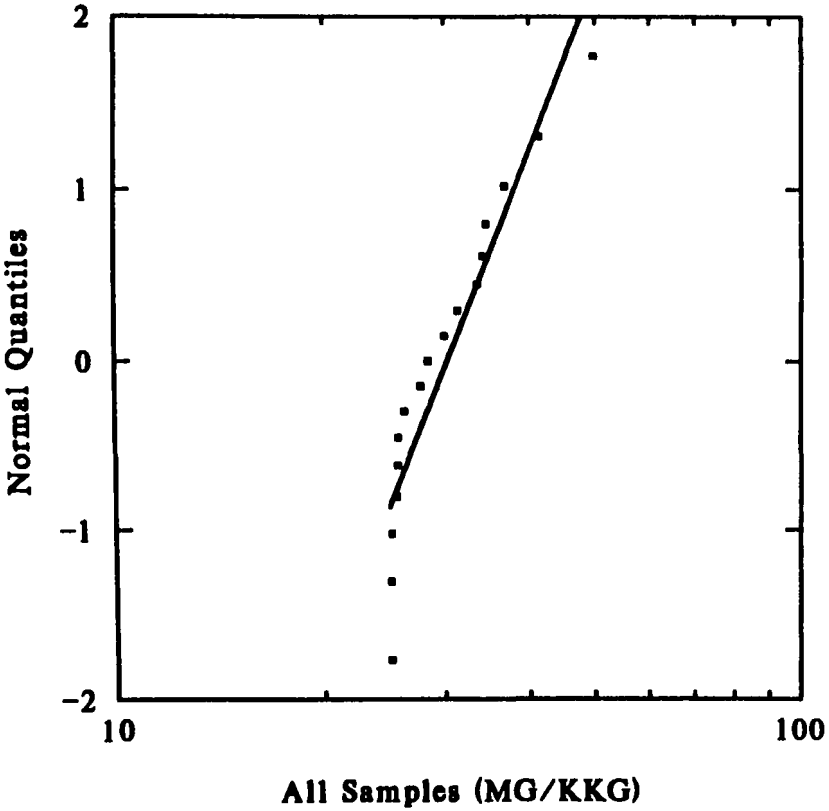

Figure N1-115. Lognormal Probability Plots for 2,4,5-Trichlorophenol
Subcategory=BPK, Option=4, Stream=ACID
All Observations Treated as Uncensored

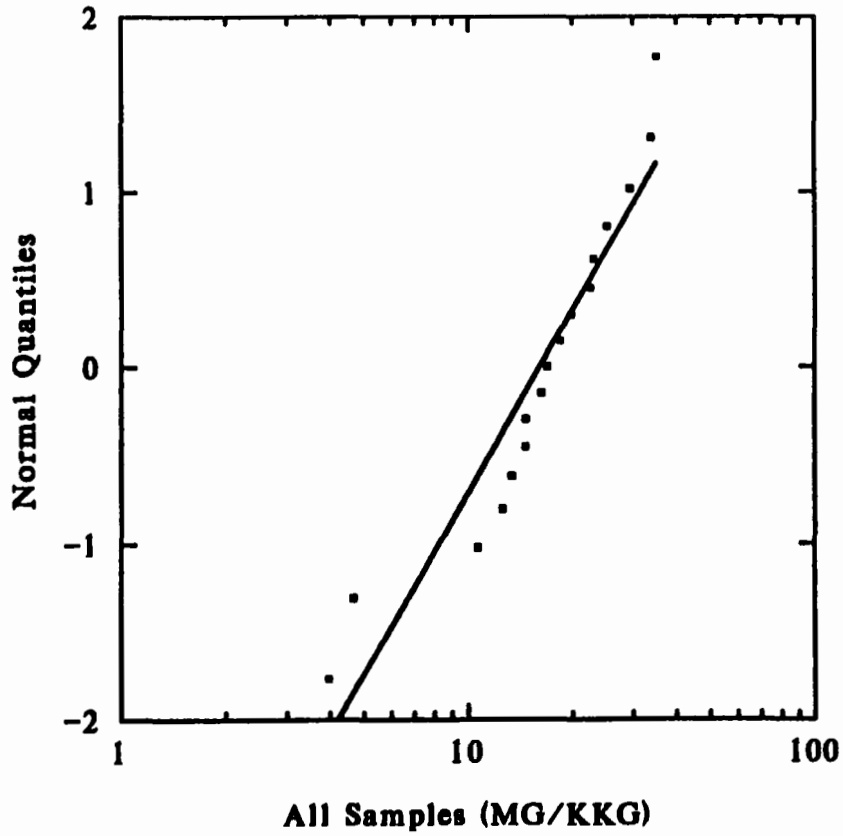

Figure N1-116. Lognormal Probability Plots for 2,4,5-Trichlorophenol
Subcategory=BPK, Option=4, Stream=ALK
All Observations Treated as Uncensored

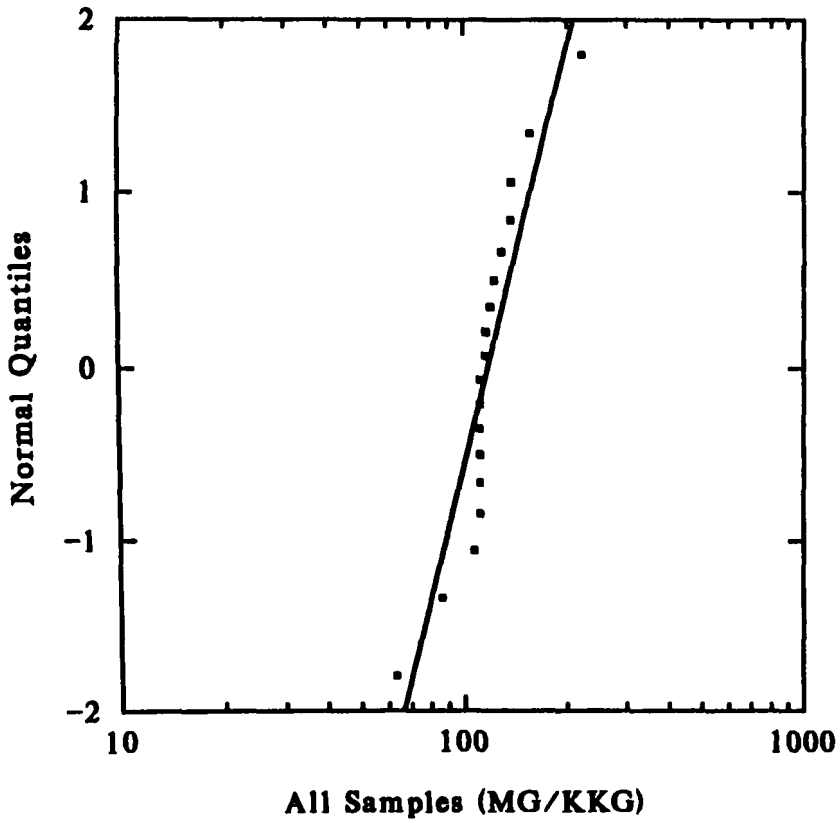

Figure N1-117. Lognormal Probability Plots for 2,4,5-Trichlorophenol
Subcategory=BPK, Option=4, Stream=FE
All Observations Treated as Uncensored

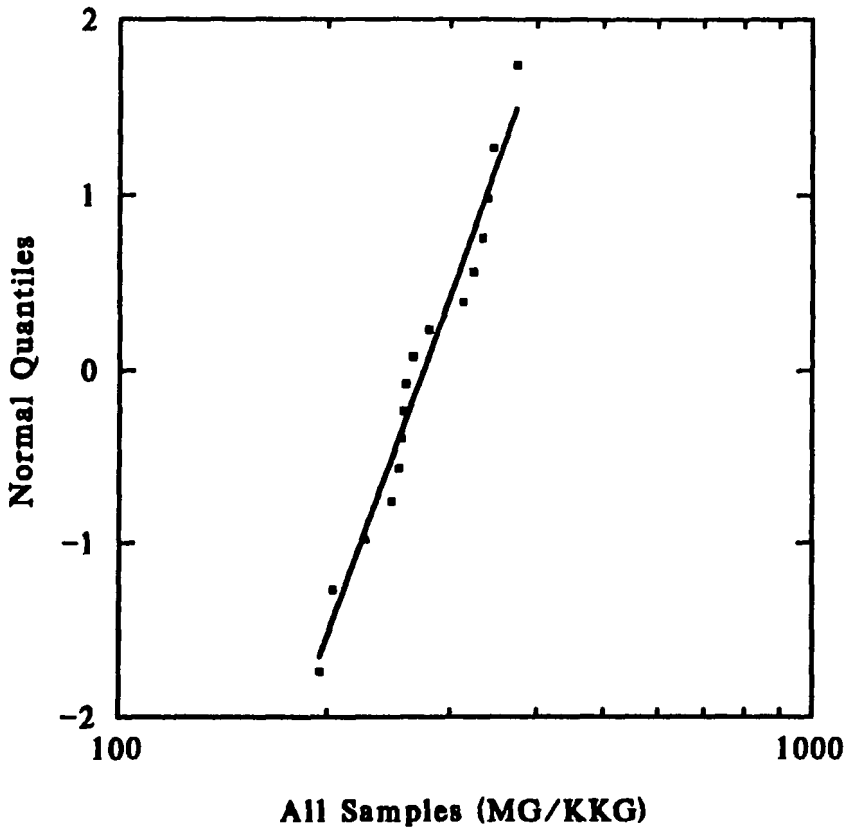

Figure N1-118. Lognormal Probability Plots for 2,4,5-Trichlorophenol
Subcategory=DS, Option=1, Stream=ACID
All Observations Treated as Uncensored

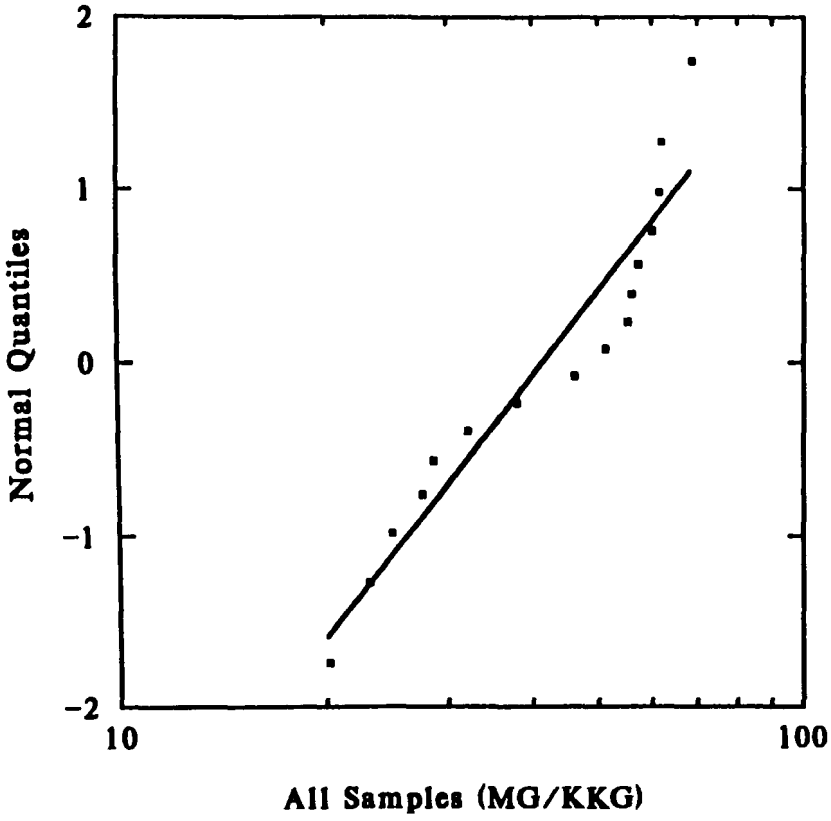

Figure N1-119. Lognormal Probability Plots for 2,4,5-Trichlorophenol
Subcategory=DS, Option=1, Stream=ALK
All Observations Treated as Uncensored

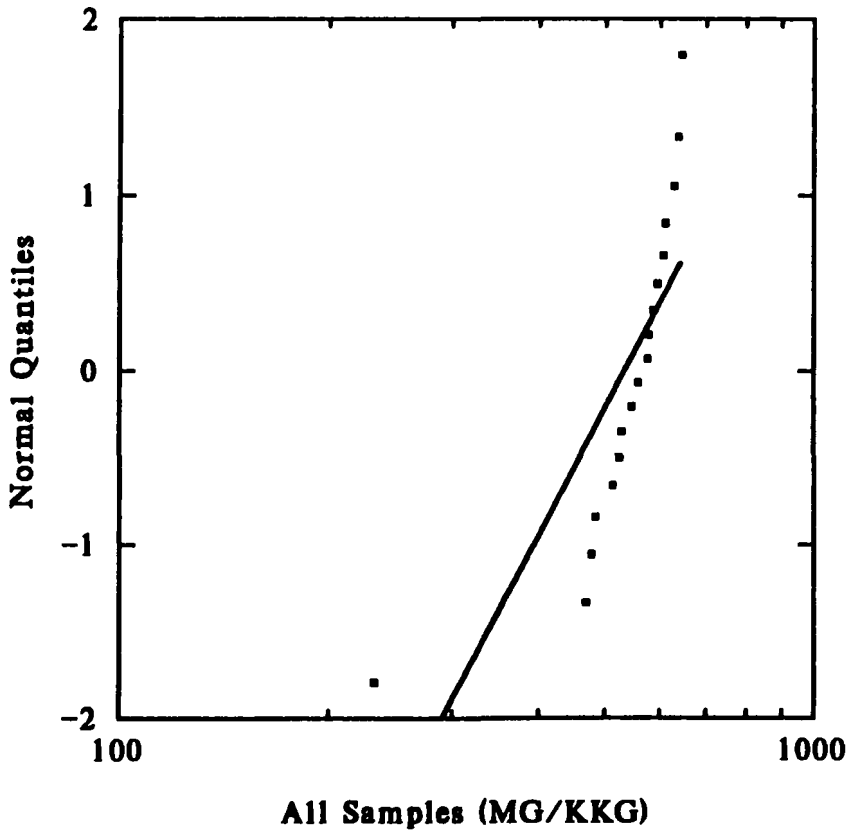

Figure N1-120. Lognormal Probability Plots for 2,4,5-Trichlorophenol
Subcategory=DS, Option=1, Stream=FE
All Observations Treated as Uncensored

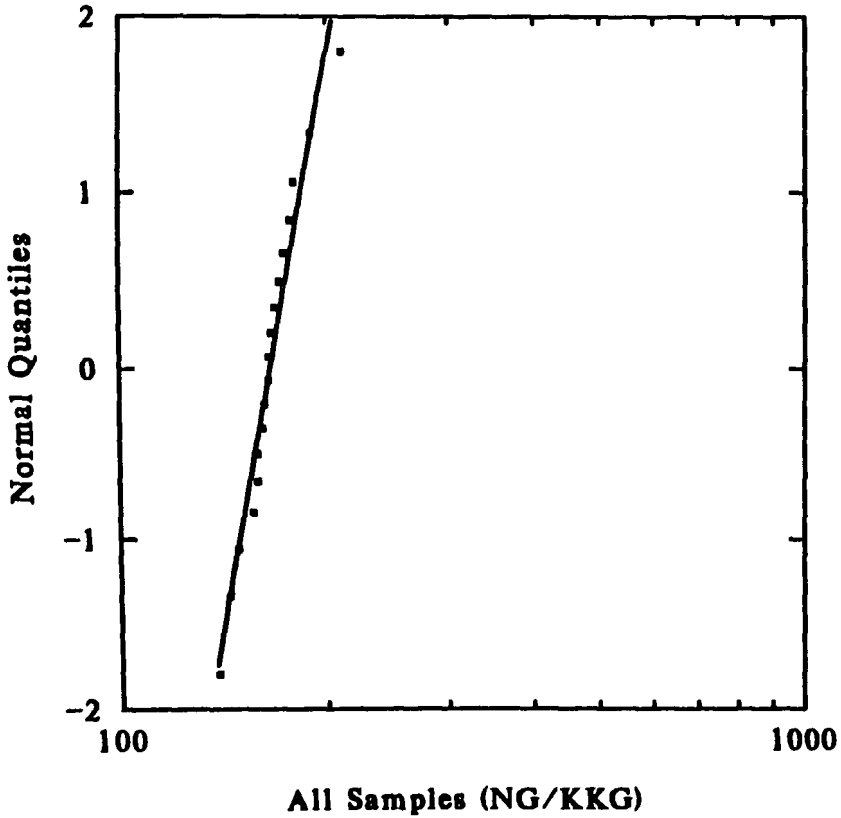

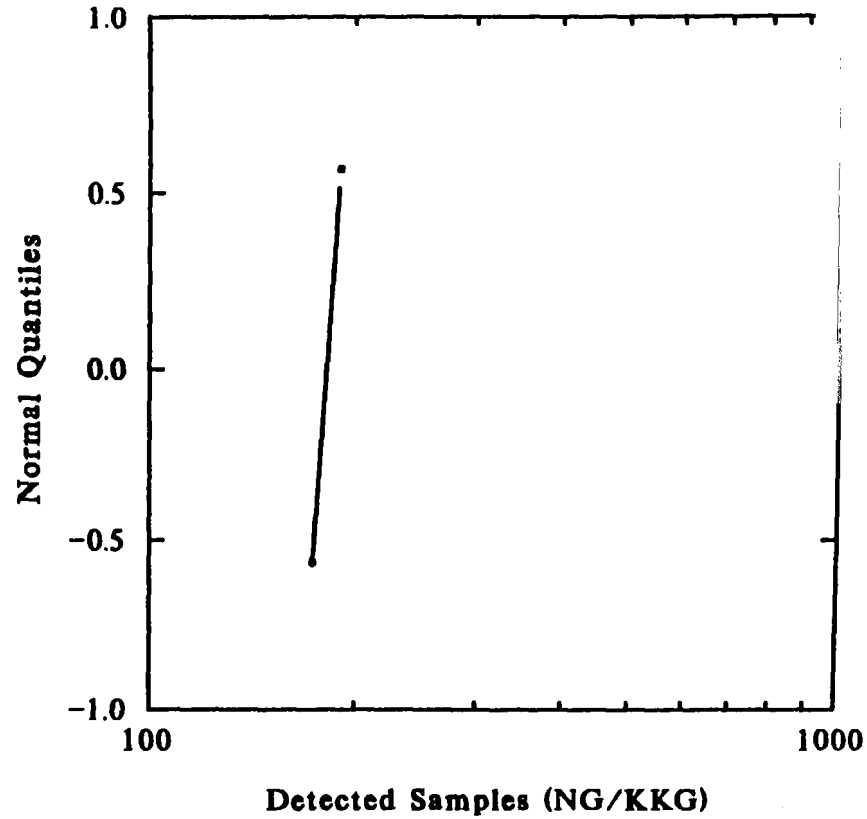

Figure N1-121. Lognormal Probability Plots for TCDD
Subcategory=BPK, Option=3, Stream=ACID
All Observations Treated as Uncensored

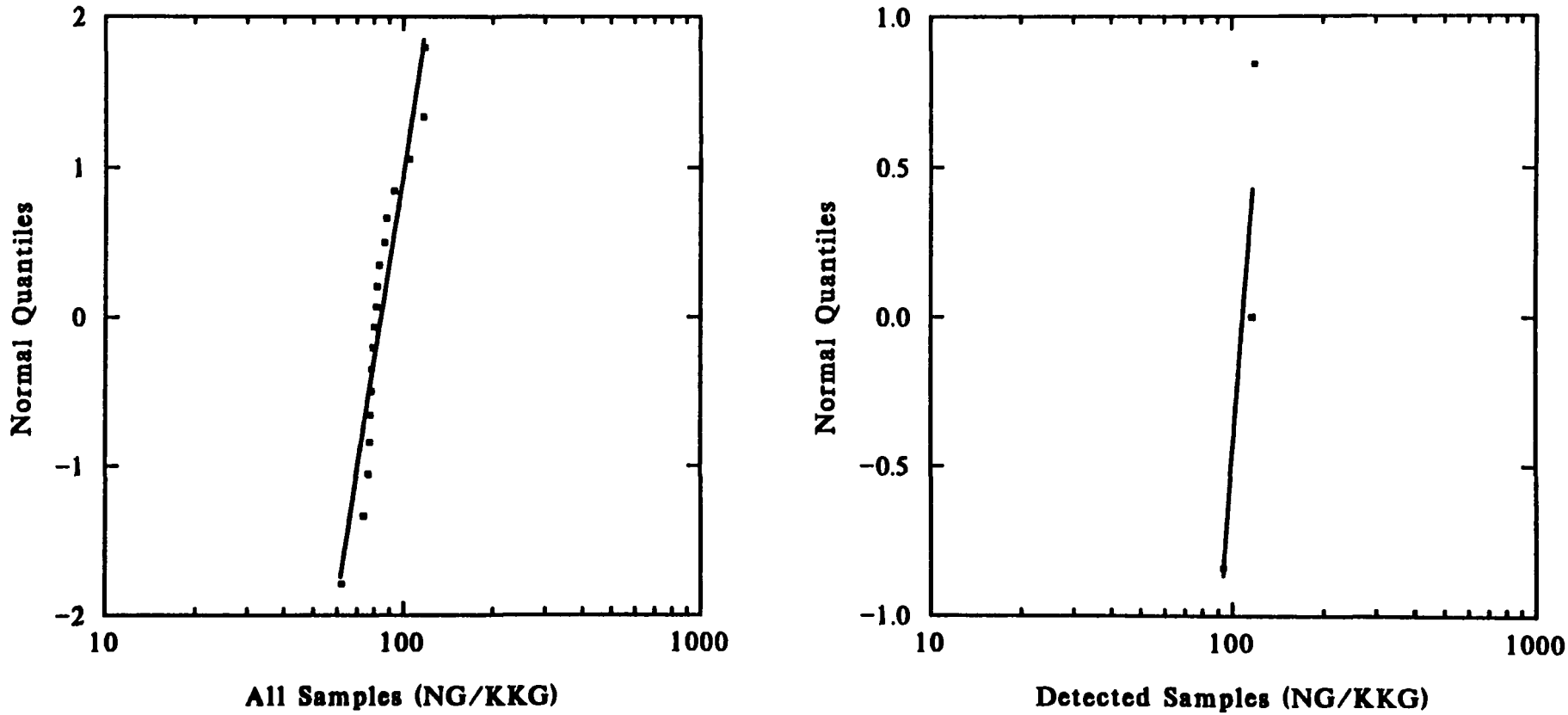

Figure N1-122. Lognormal Probability Plots for TCDD
Subcategory=BPK, Option=3, Stream=ALK
All Observations Treated as Uncensored

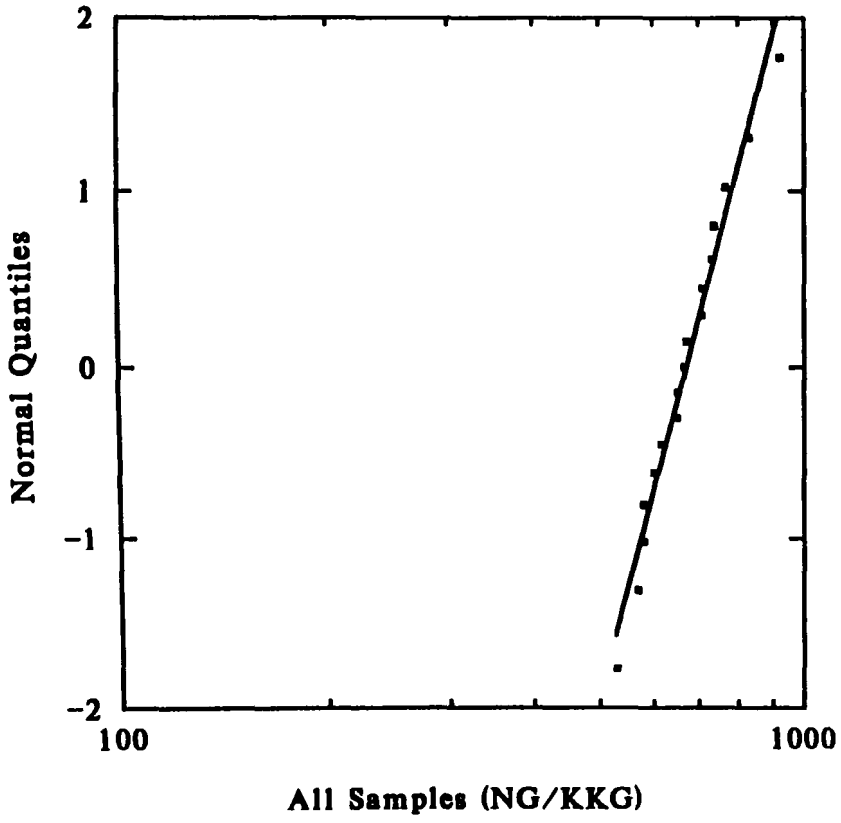

Figure N1-123. Lognormal Probability Plots for TCDD
Subcategory=BPK, Option=3, Stream=FE
All Observations Treated as Uncensored

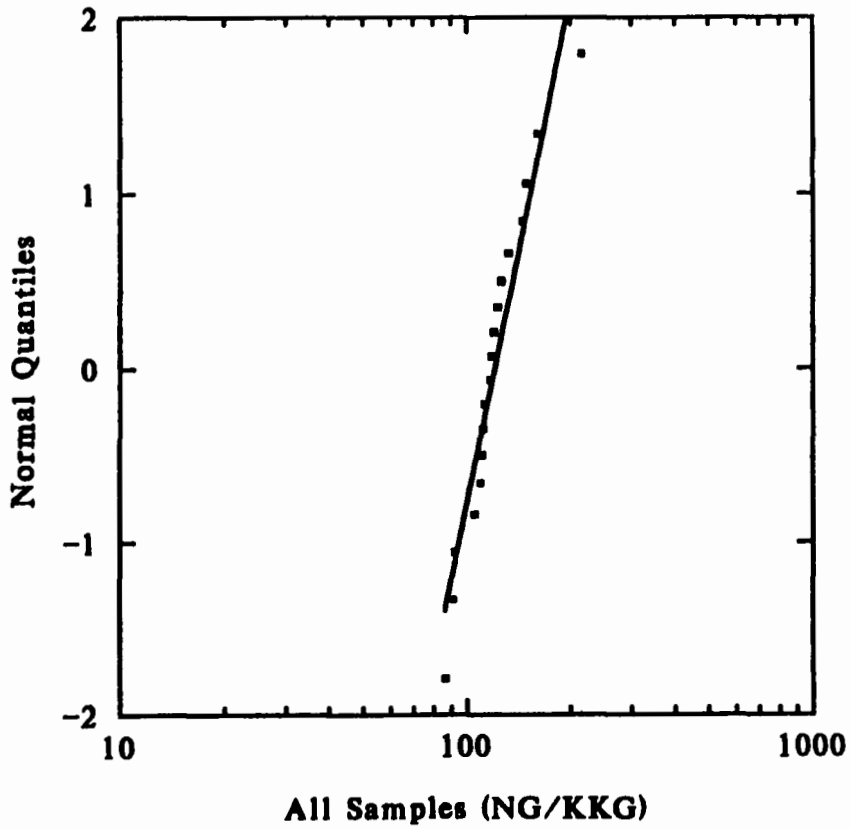

Figure N1-124. Lognormal Probability Plots for TCDD
Subcategory=BPK. Option=4. Stream=ACID
All Observations Treated as Uncensored

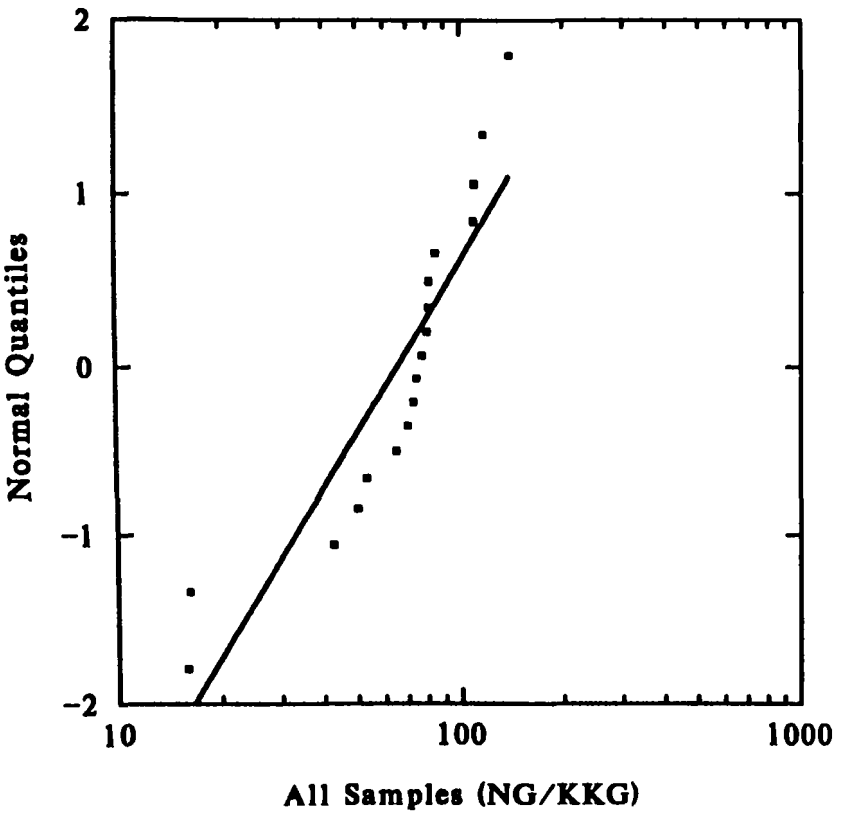

Figure N1-125. Lognormal Probability Plots for TCDD
Subcategory=BPK, Option=4, Stream=ALK
All Observations Treated as Uncensored

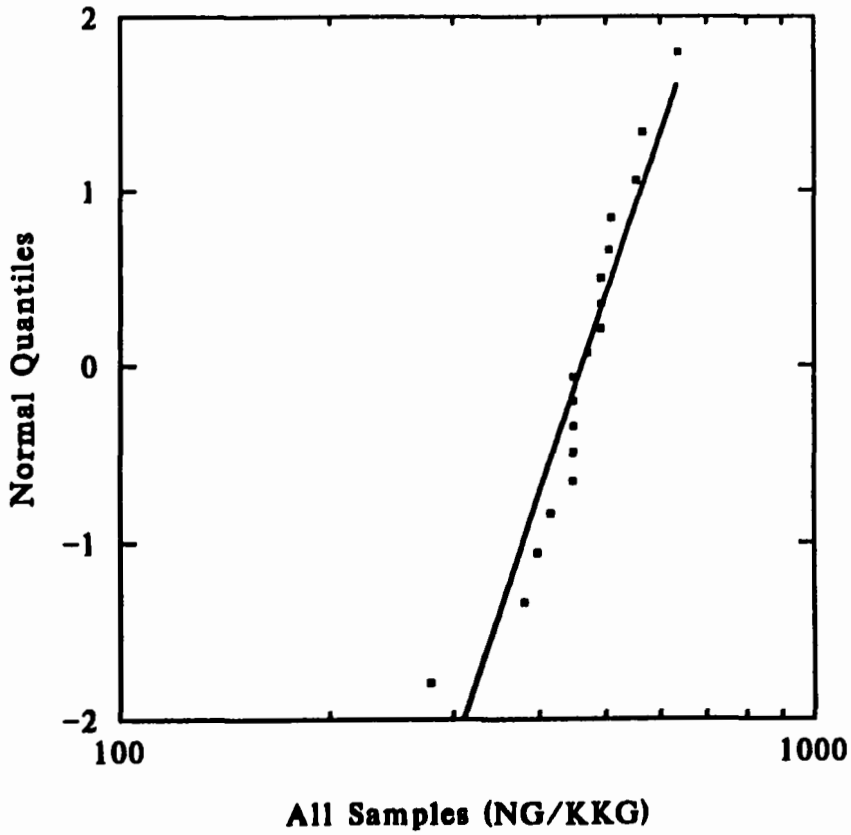

Figure N1-126. Lognormal Probability Plots for TCDD
Subcategory=BPK, Option=4, Stream=FE
All Observations Treated as Uncensored

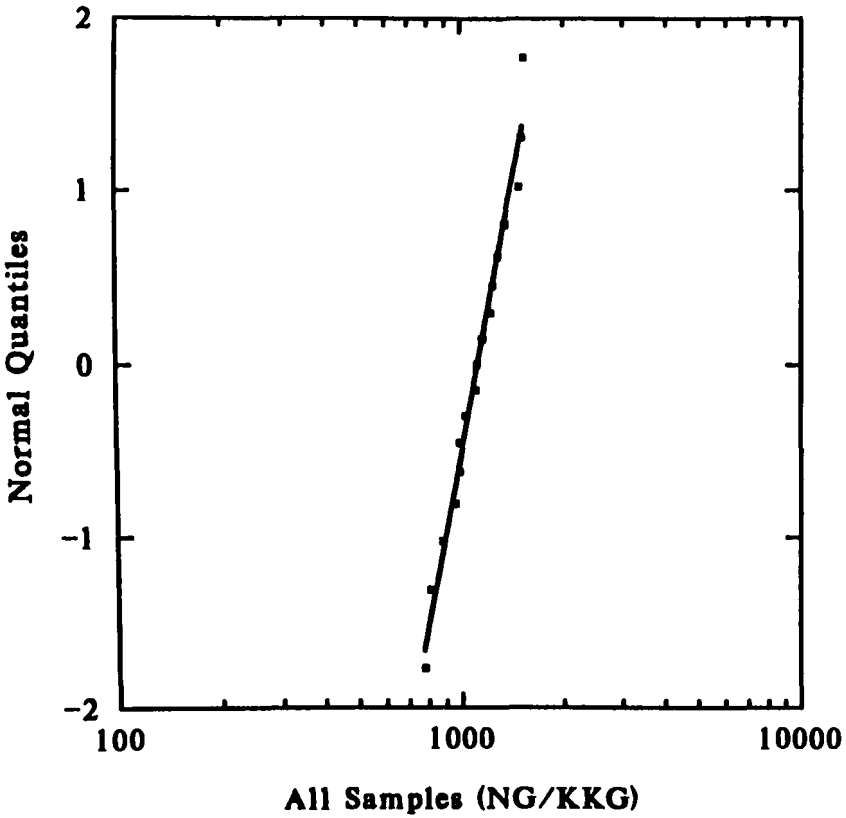

Figure N1-127. Lognormal Probability Plots for TCDD
Subcategory=DS, Option=1, Stream=ACID
All Observations Treated as Uncensored

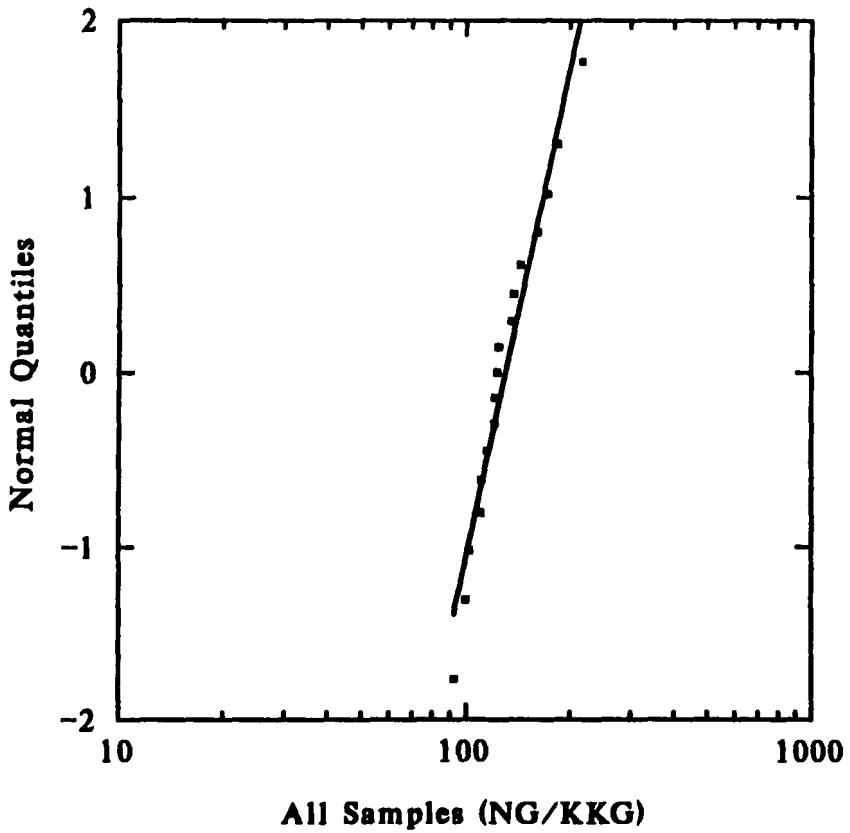

Figure N1-128. Lognormal Probability Plots for TCDD
Subcategory=DS, Option=1, Stream=ALK
All Observations Treated as Uncensored

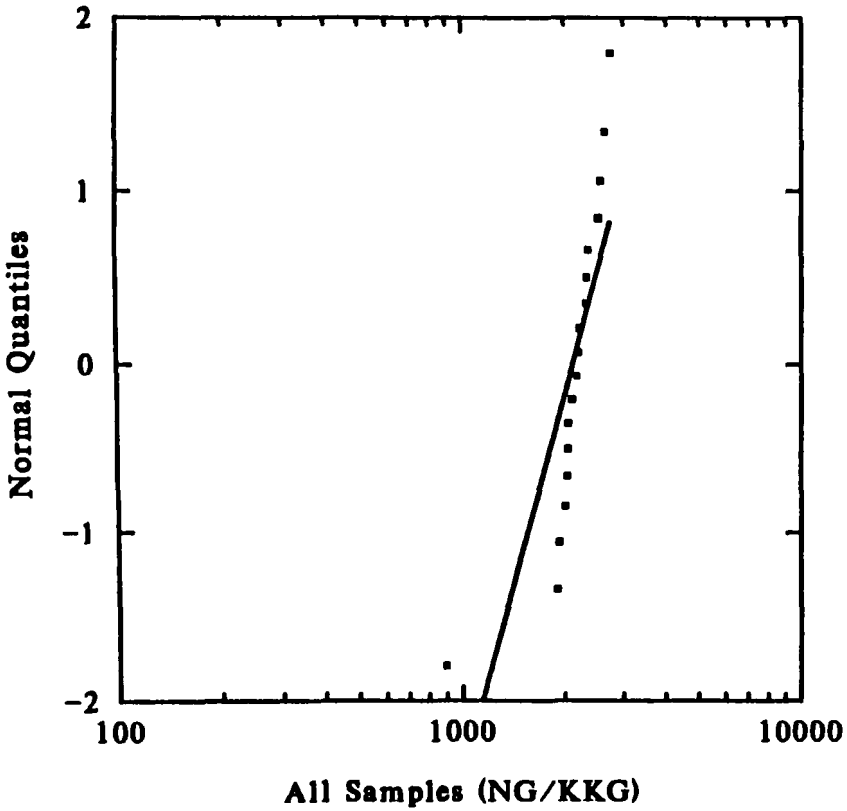

Figure N1-129. Lognormal Probability Plots for TCDD
Subcategory=DS, Option=1, Stream=FE
All Observations Treated as Uncensored

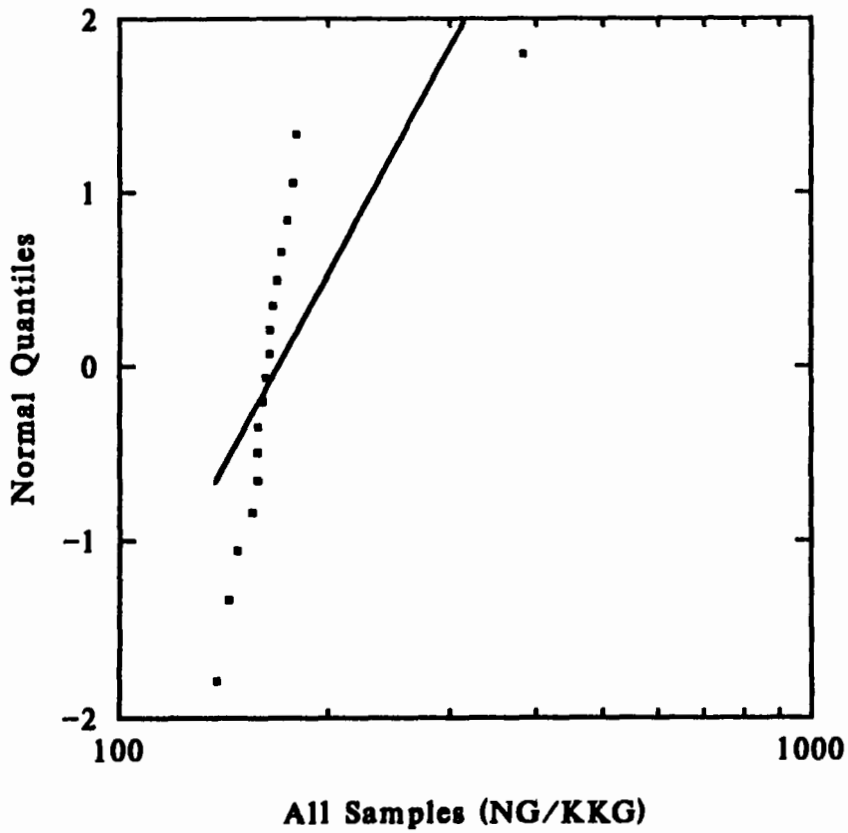

Figure N1-130. Lognormal Probability Plots for TCDF
Subcategory=BPK, Option=3, Stream=ACID
All Observations Treated as Uncensored

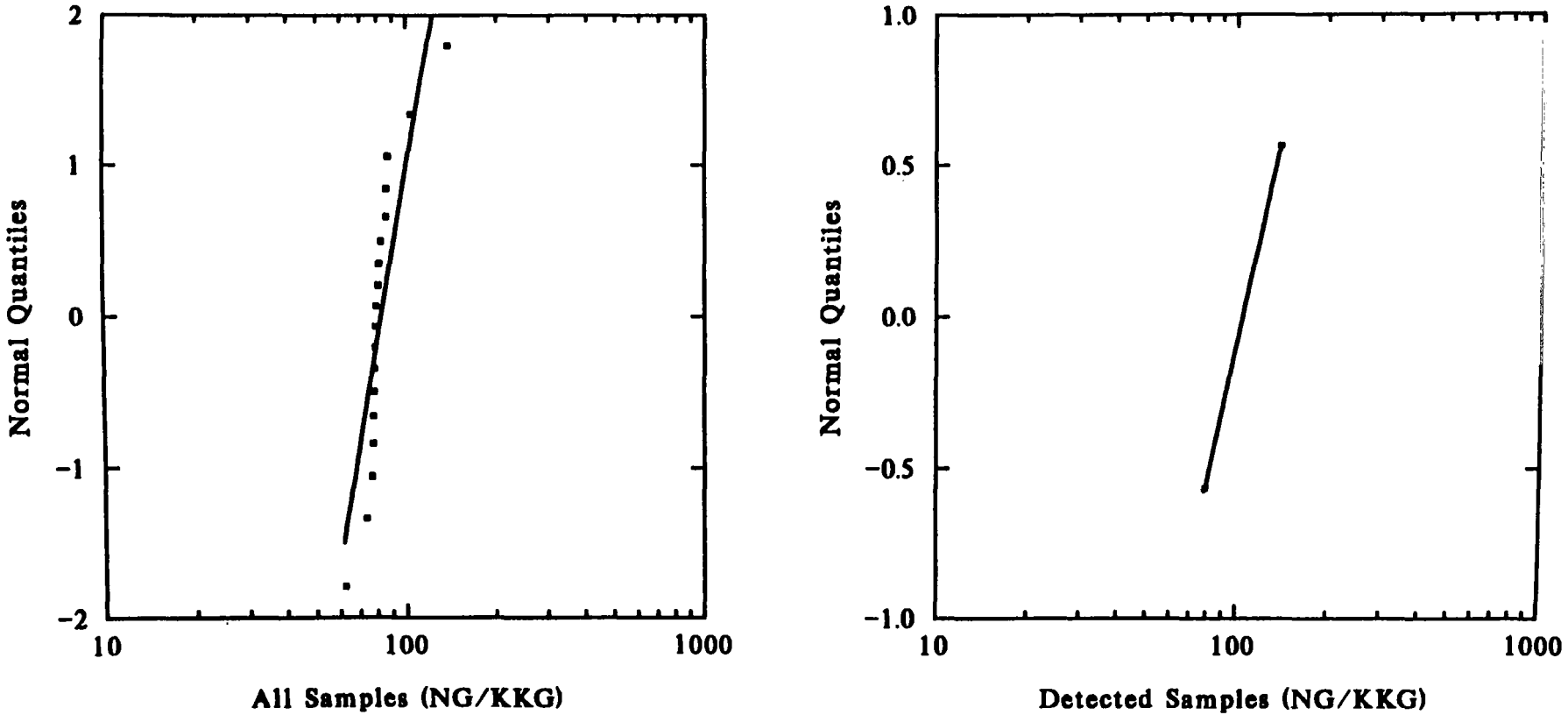

Figure N1-131. Lognormal Probability Plots for TCDF
Subcategory=BPK, Option=3, Stream=ALK
All Observations Treated as Uncensored

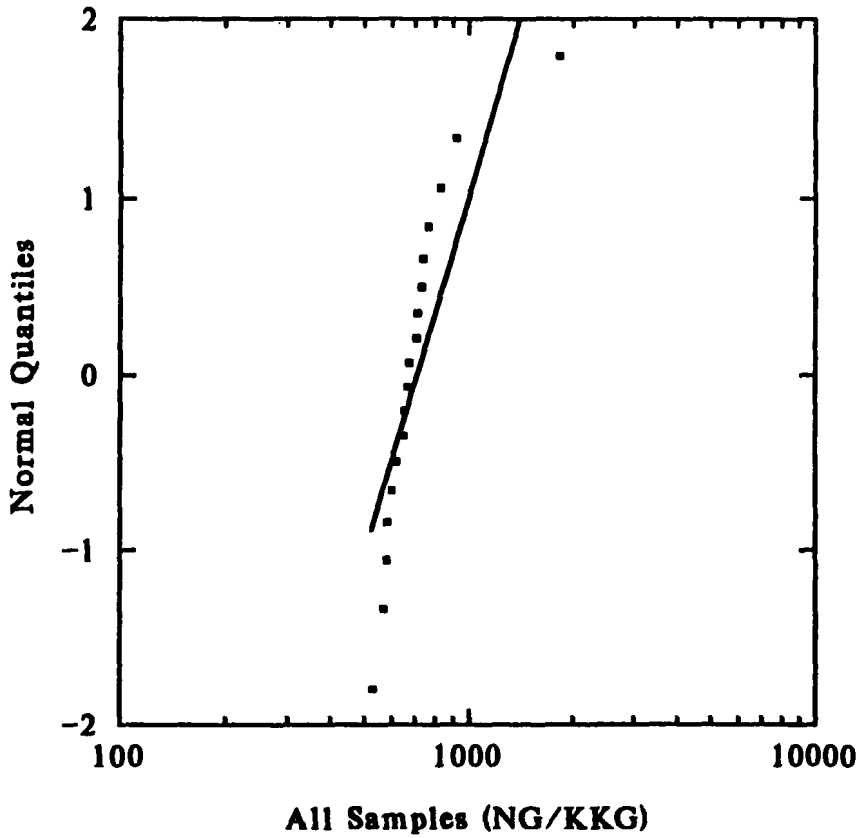

Figure N1-132. Lognormal Probability Plots for TCDF
Subcategory=BPK, Option=3, Stream=FE
All Observations Treated as Uncensored

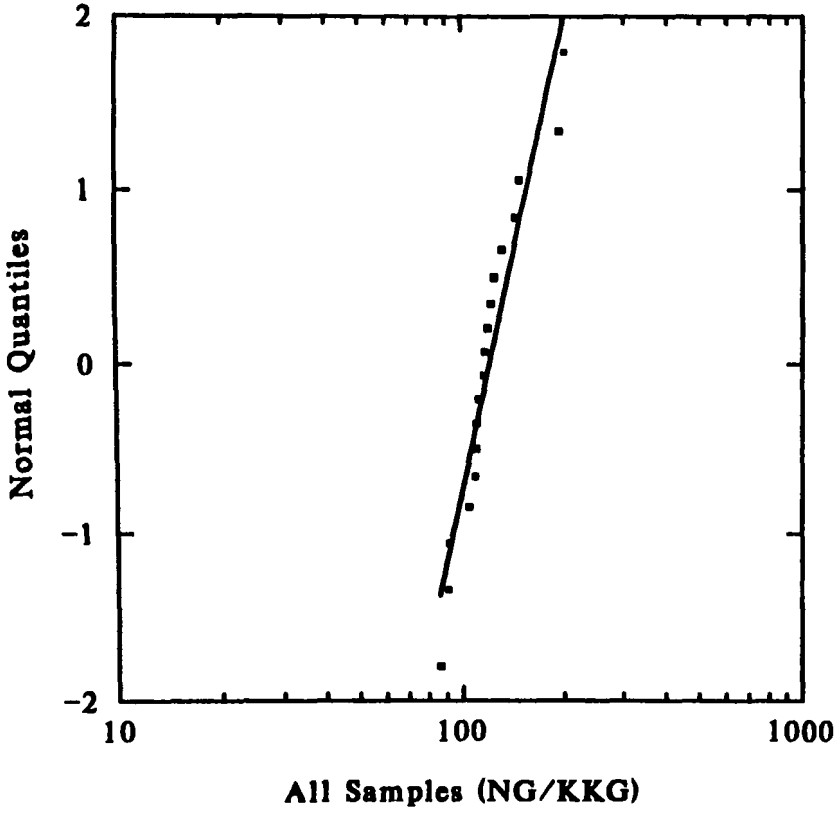

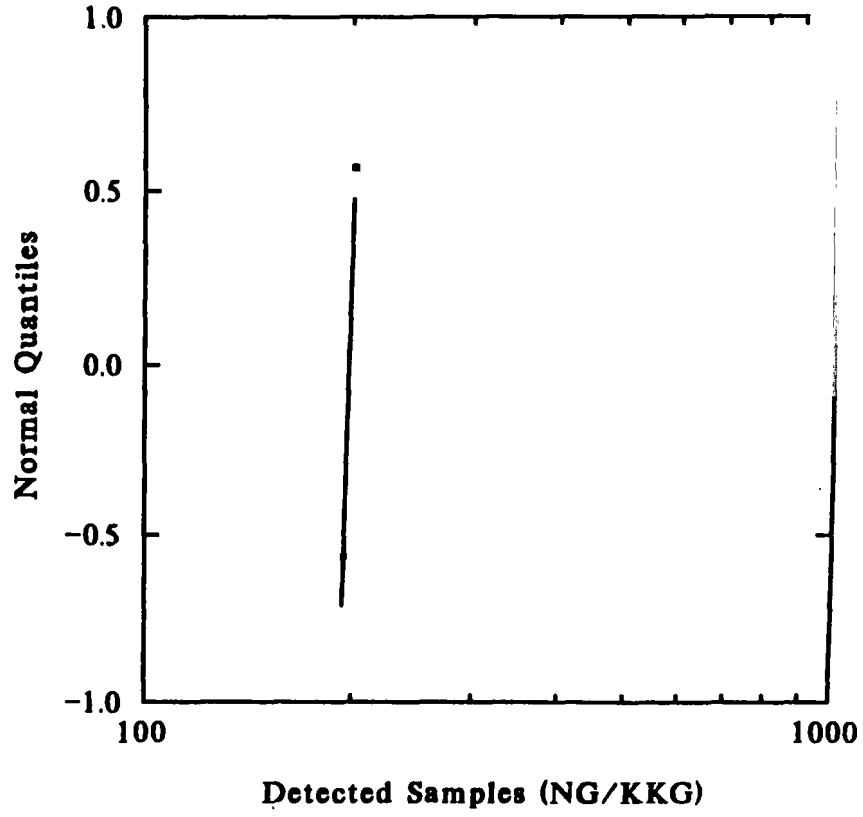

Figure N1-133. Lognormal Probability Plots for TCDF
Subcategory=BPK. Option=4. Stream=ACID
All Observations Treated as Uncensored

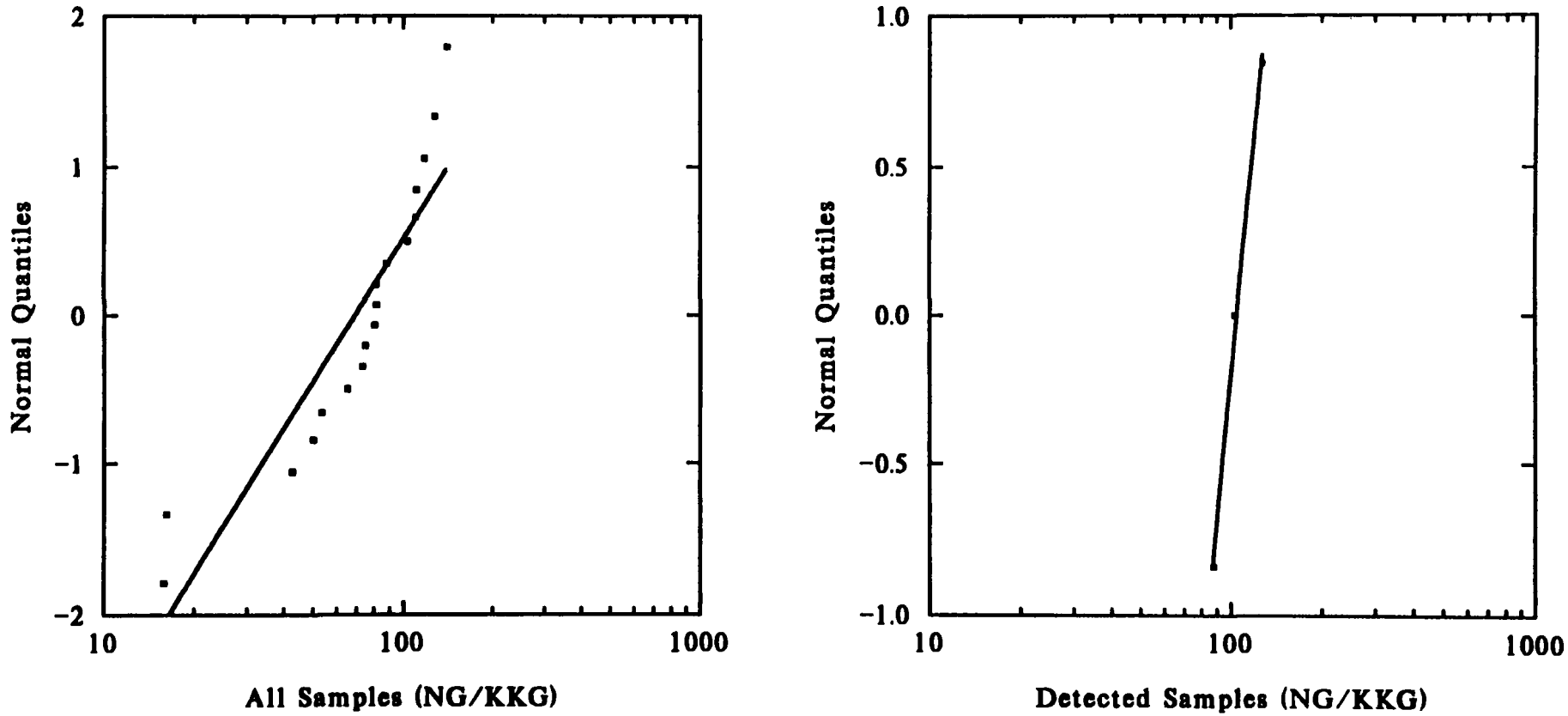

Figure N1-134. Lognormal Probability Plots for TCDF
Subcategory=BPK, Option=4, Stream=ALK
All Observations Treated as Uncensored

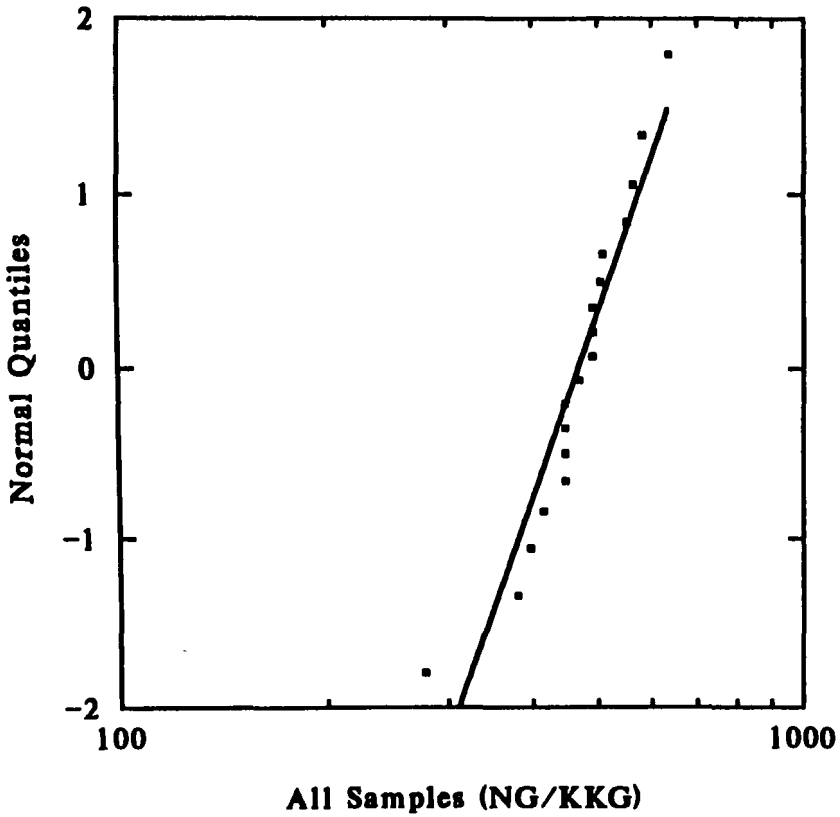

Figure N1-135. Lognormal Probability Plots for TCDF
Subcategory=BPK. Option=4. Stream=FE
All Observations Treated as Uncensored

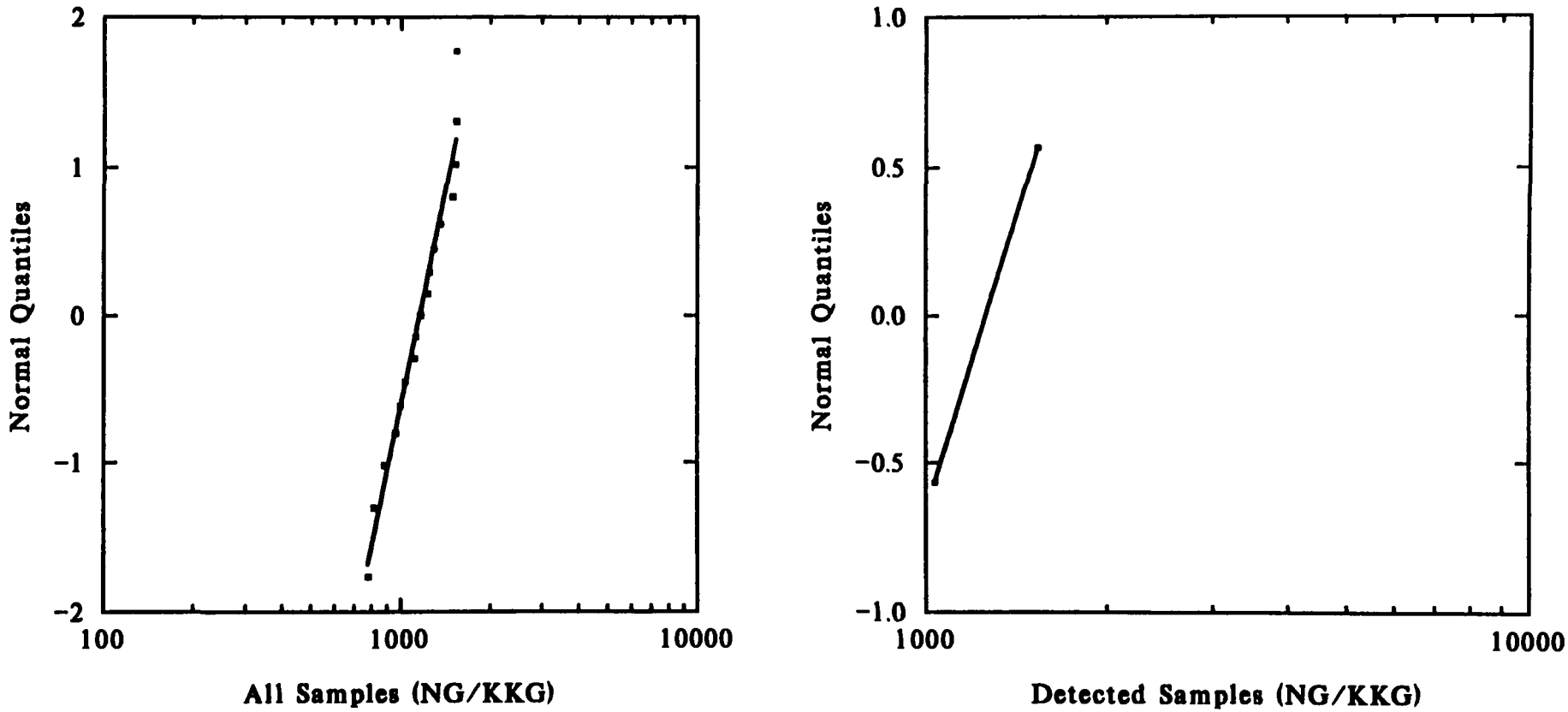

Figure N1-136. Lognormal Probability Plots for TCDF
Subcategory=DS, Option=1, Stream=ACID
All Observations Treated as Uncensored

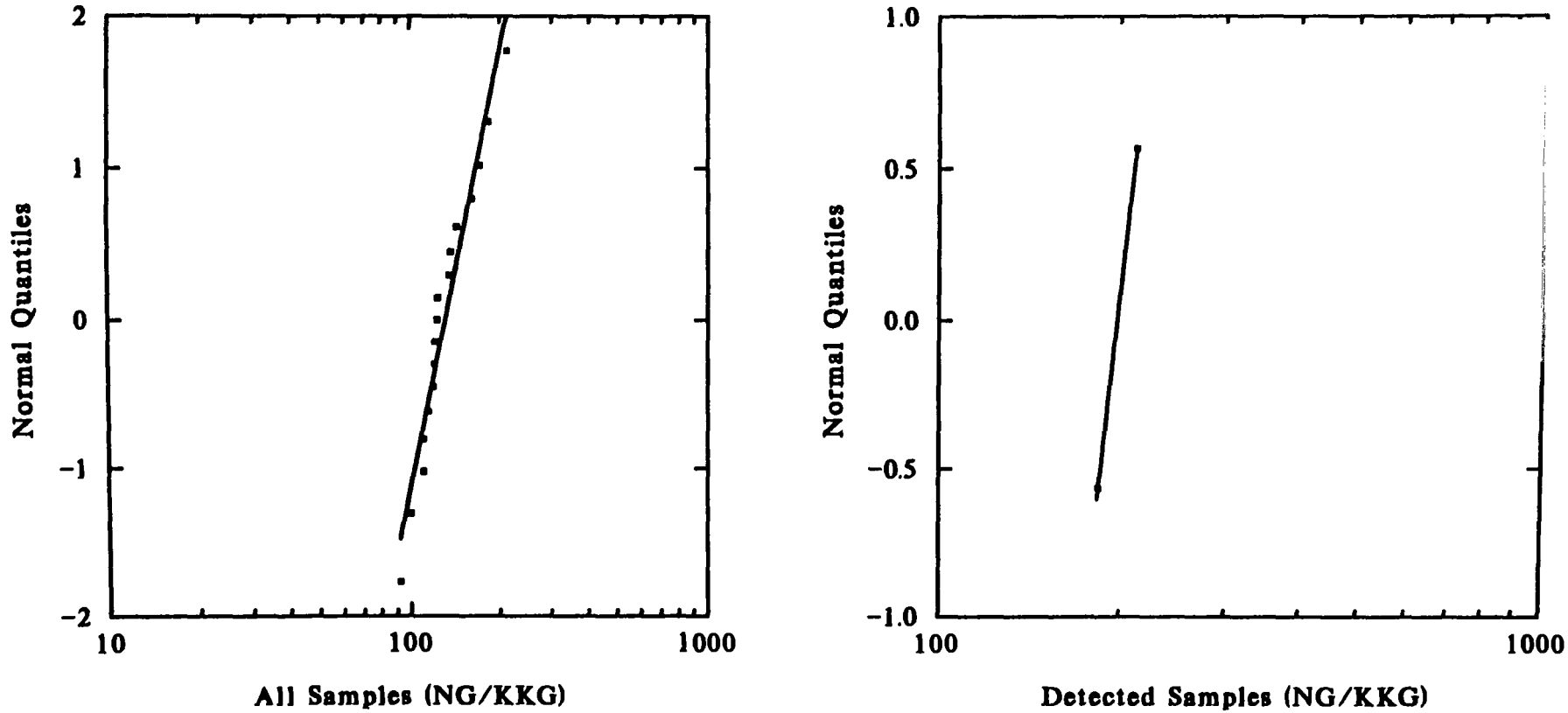

Figure N1-137. Lognormal Probability Plots for TCDF
Subcategory=DS, Option=1, Stream=ALK
All Observations Treated as Uncensored

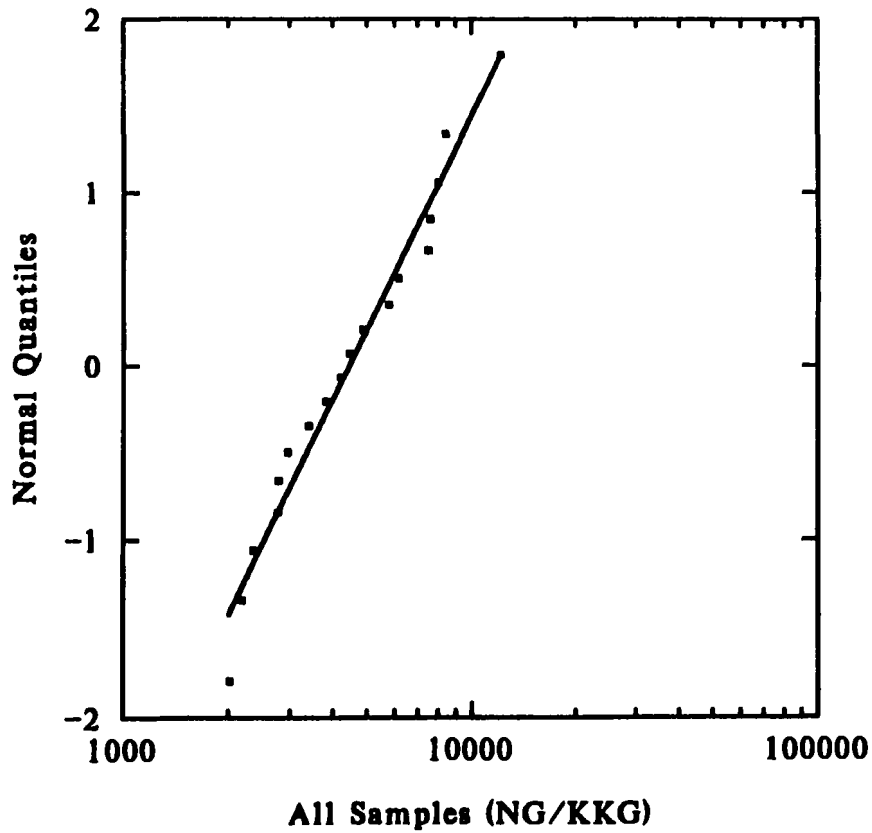

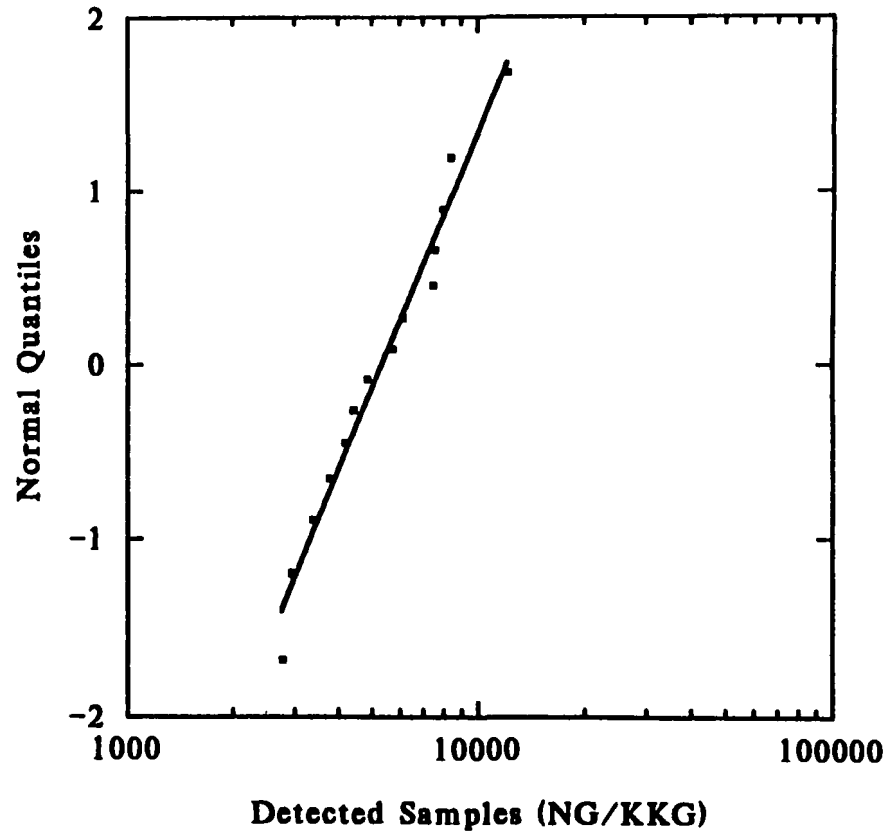

Figure N1-138. Lognormal Probability Plots for TCDF
Subcategory=DS, Option=1, Stream=FE
All Observations Treated as Uncensored

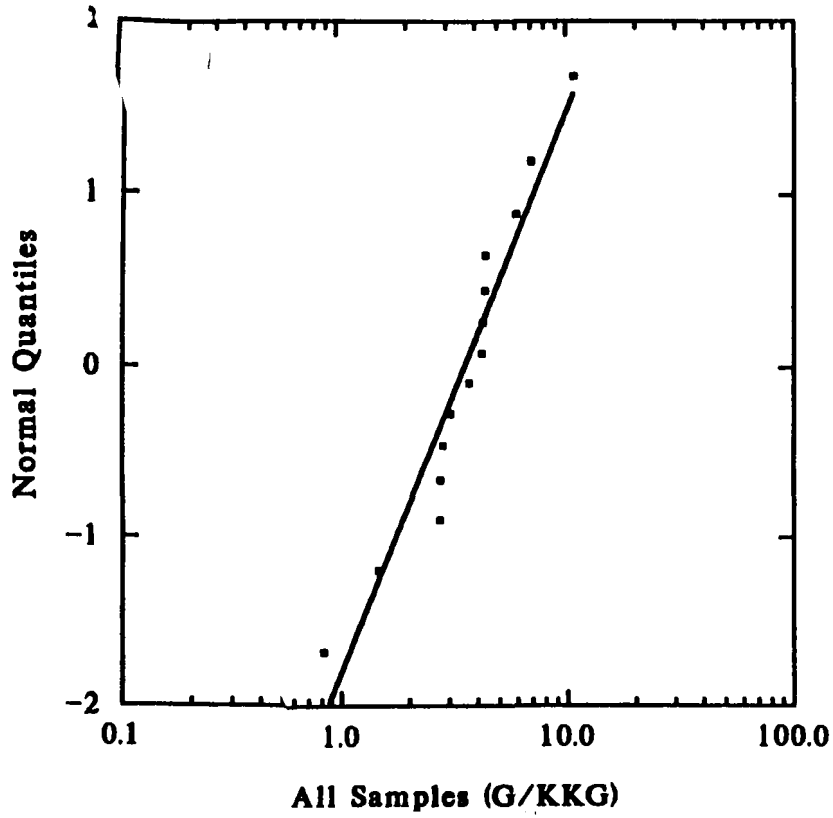

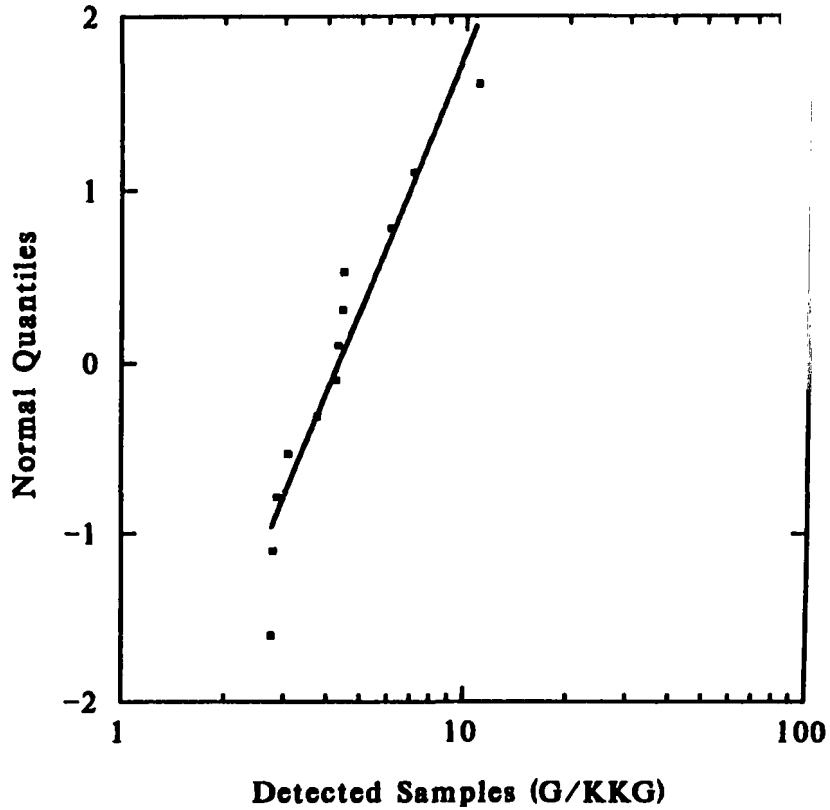

Figure N1-139. Lognormal Probability Plots for 2-Propanone (Acetone)
Subcategory=BPK, Option=3, Stream=ACID
All Observations Treated as Uncensored

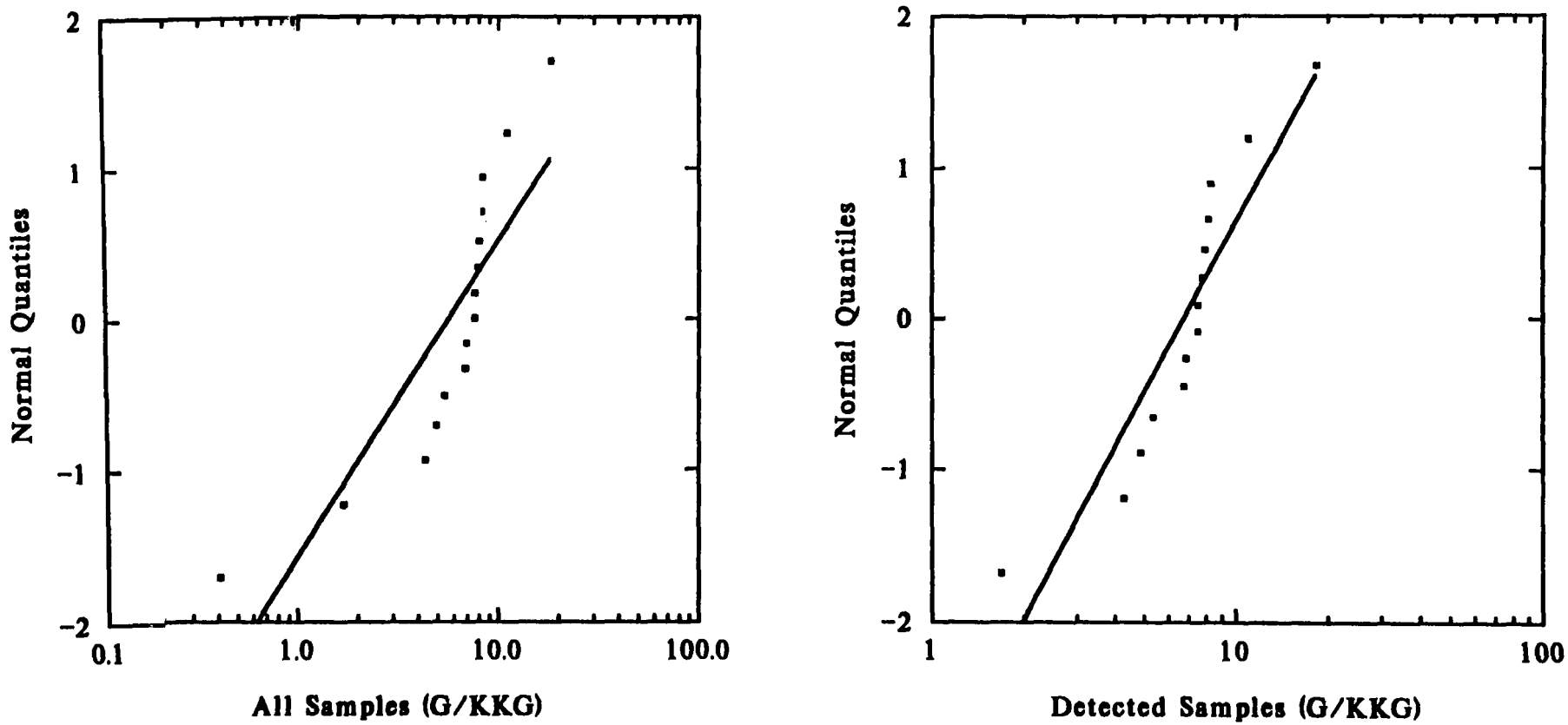

Figure N1-140. Lognormal Probability Plots for 2-Propanone (Acetone)
Subcategory=BPK, Option=3, Stream=ALK
All Observations Treated as Uncensored

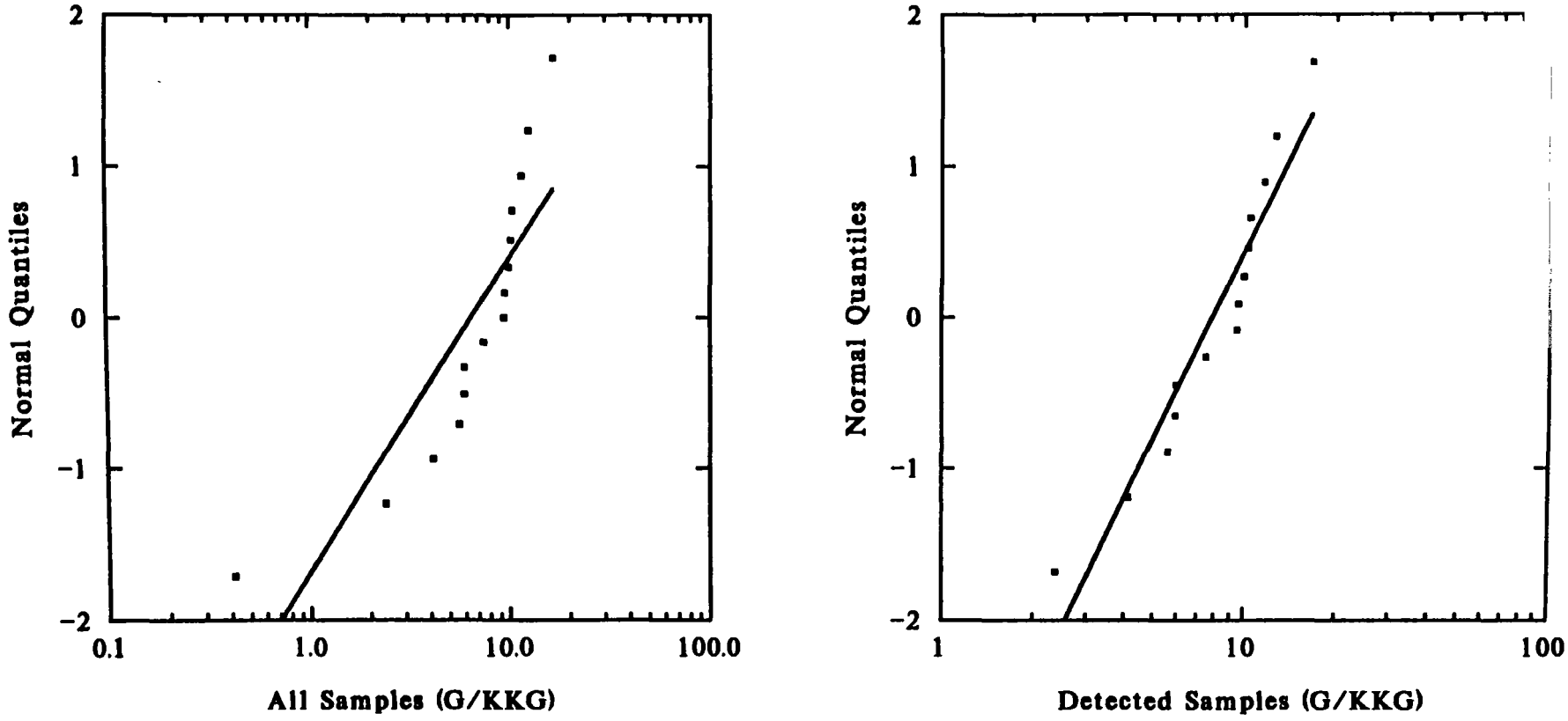

Figure N1-141. Lognormal Probability Plots for 2-Propanone (Acetone)
Subcategory=BPK, Option=4, Stream=ACID
All Observations Treated as Uncensored

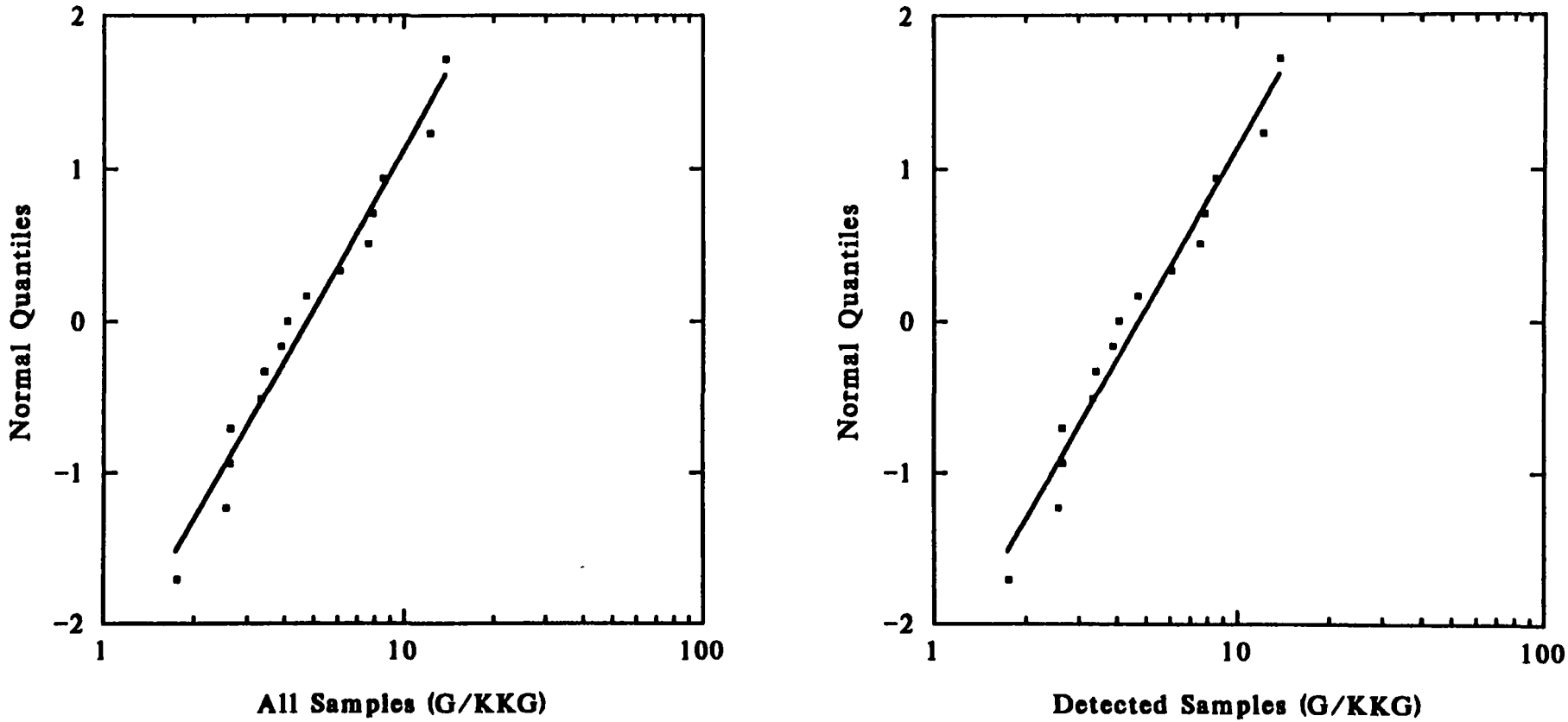

Figure N1-142. Lognormal Probability Plots for 2-Propanone (Acetone)
Subcategory=BPK, Option=4, Stream=ALK
All Observations Treated as Uncensored

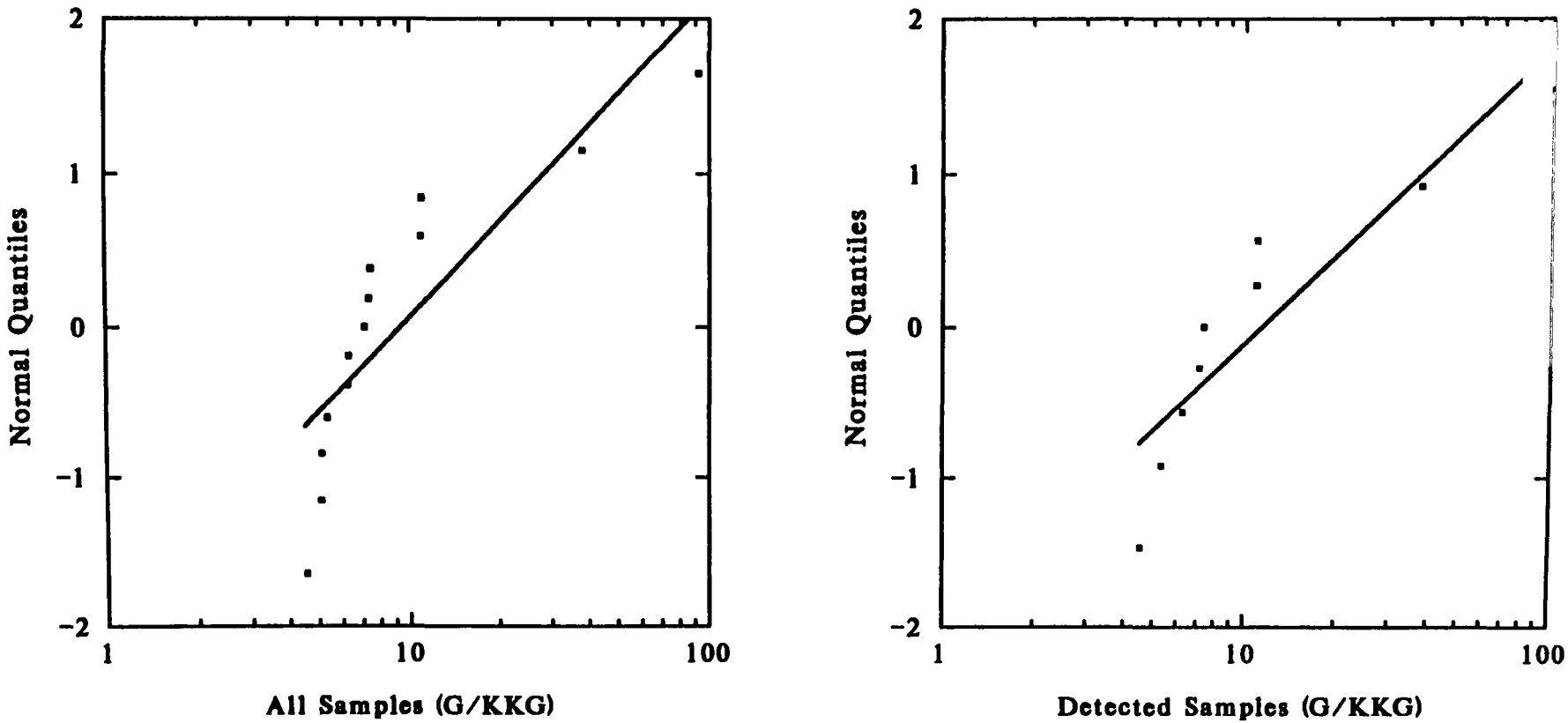

Figure N1-143. Lognormal Probability Plots for 2-Propanone (Acetone)
Subcategory=DS, Option=1, Stream=ACID
All Observations Treated as Uncensored

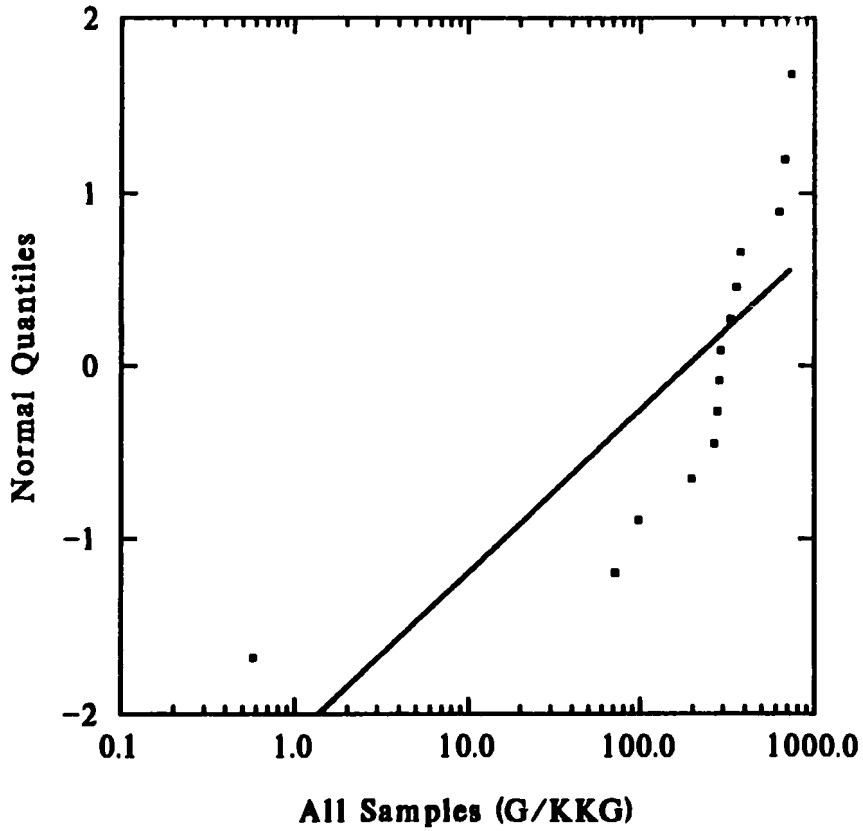

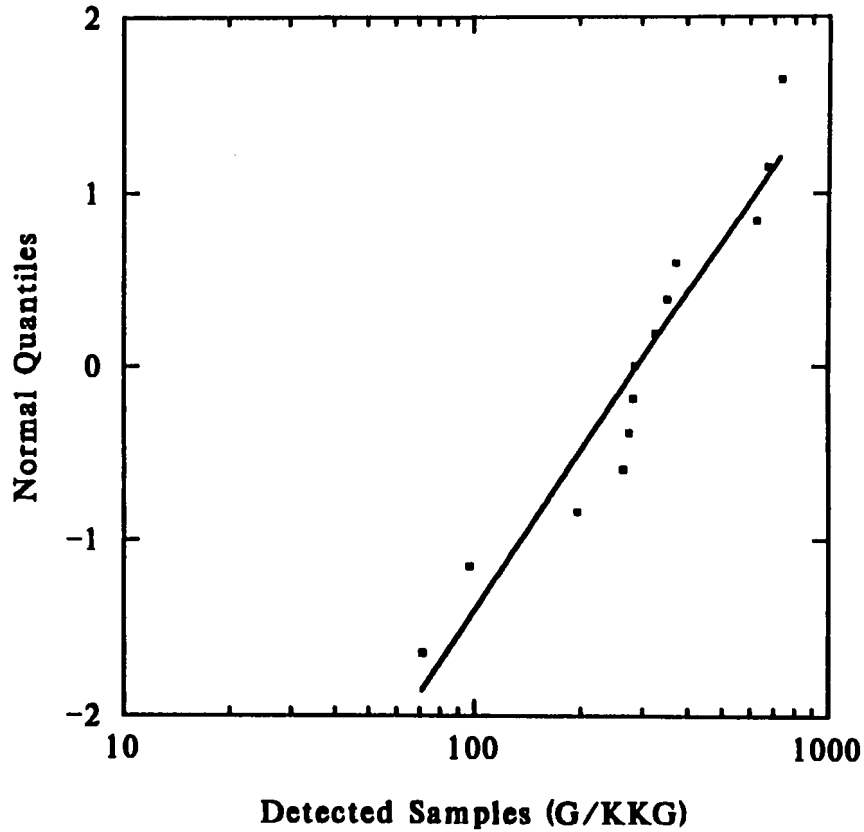

Figure N1-144. Lognormal Probability Plots for 2-Propanone (Acetone)
Subcategory=DS, Option=1, Stream=ALK
All Observations Treated as Uncensored

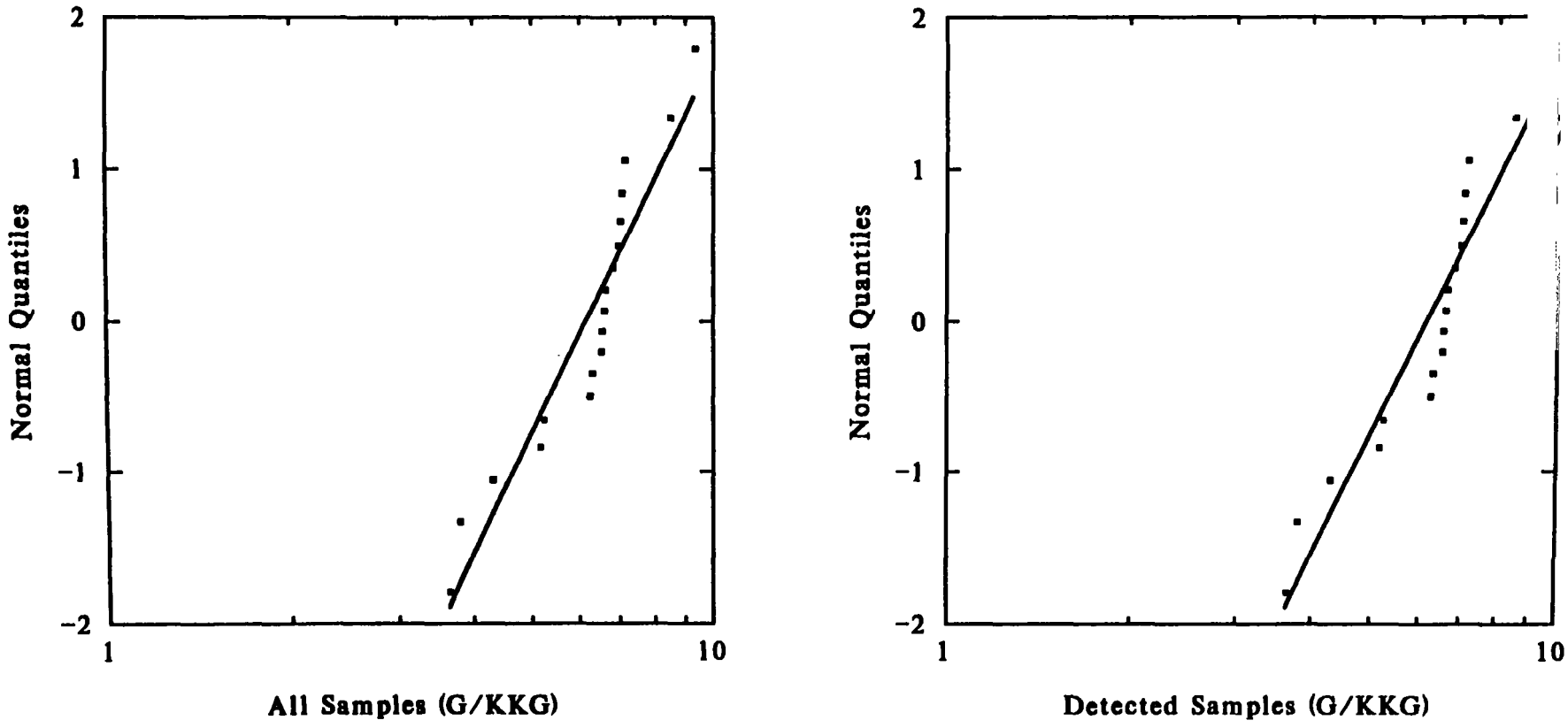

Figure N1-145. Lognormal Probability Plots for Chloroform
Subcategory=BPK. Option=3. Stream=ACID
All Observations Treated as Uncensored

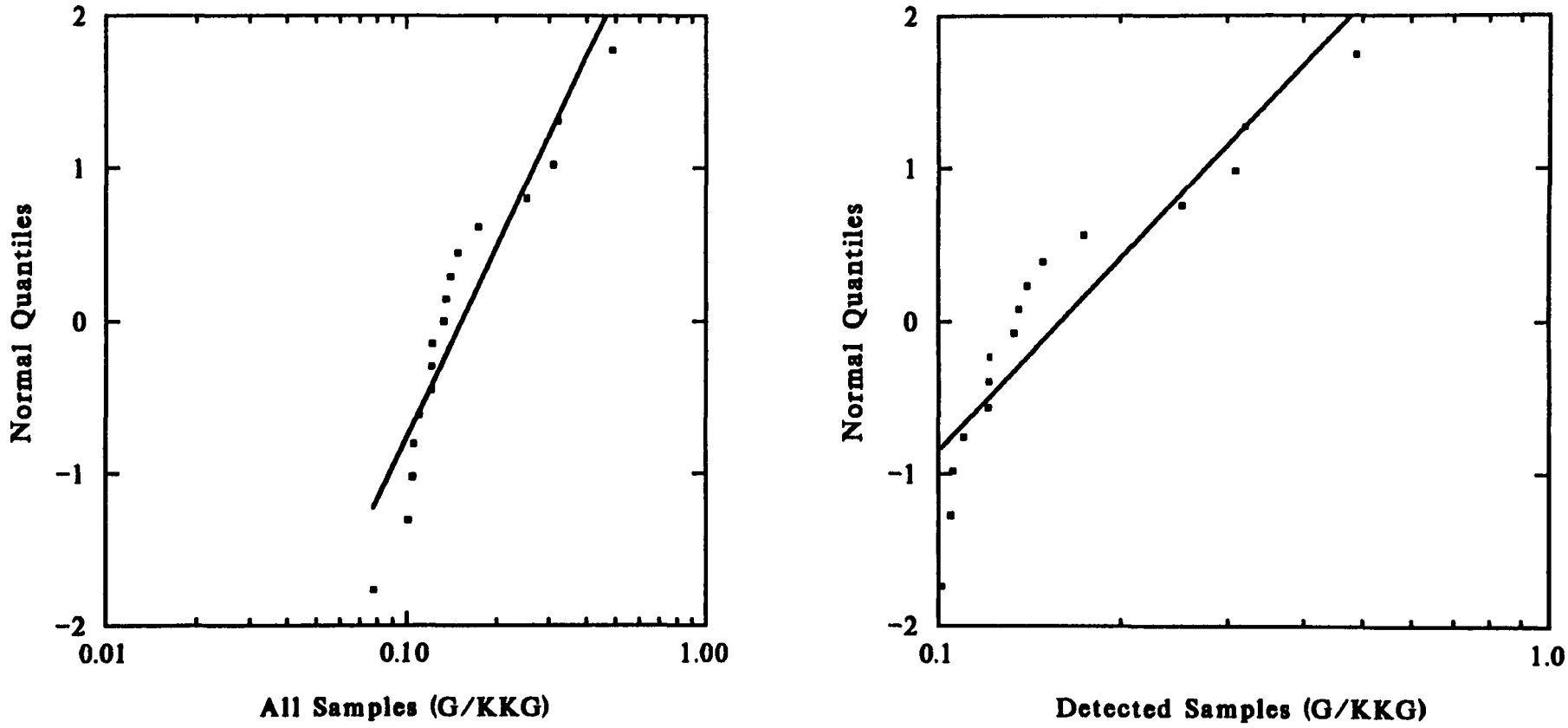

Figure N1-146. Lognormal Probability Plots for Chloroform
Subcategory=BPK, Option=3, Stream=ALK
All Observations Treated as Uncensored

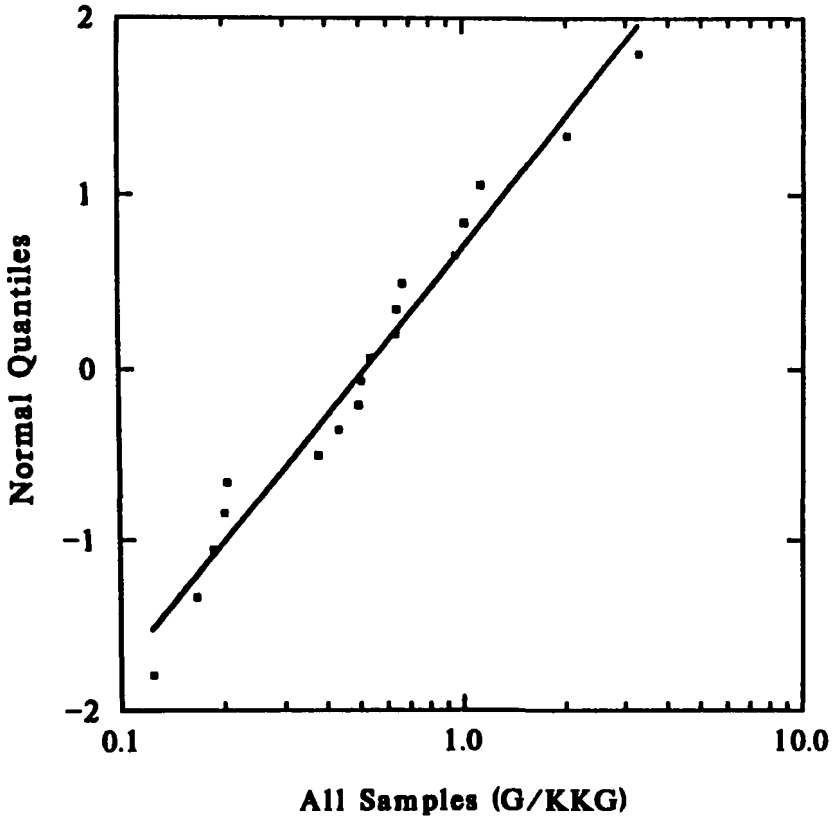

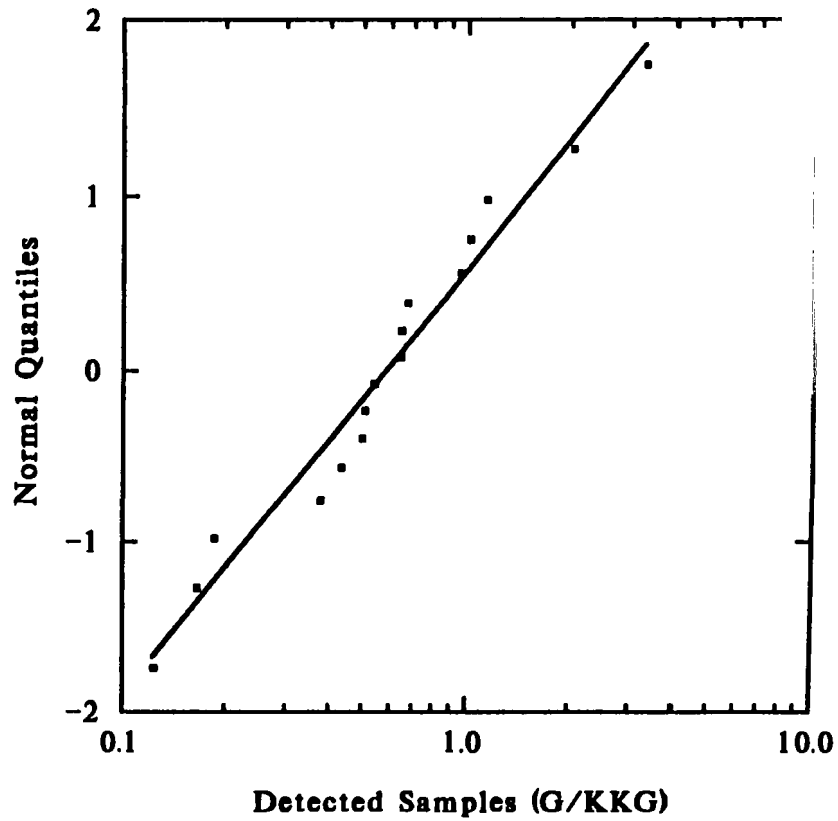

Figure N1-147. Lognormal Probability Plots for Chloroform
Subcategory=BPK, Option=4, Stream=ACID
All Observations Treated as Uncensored

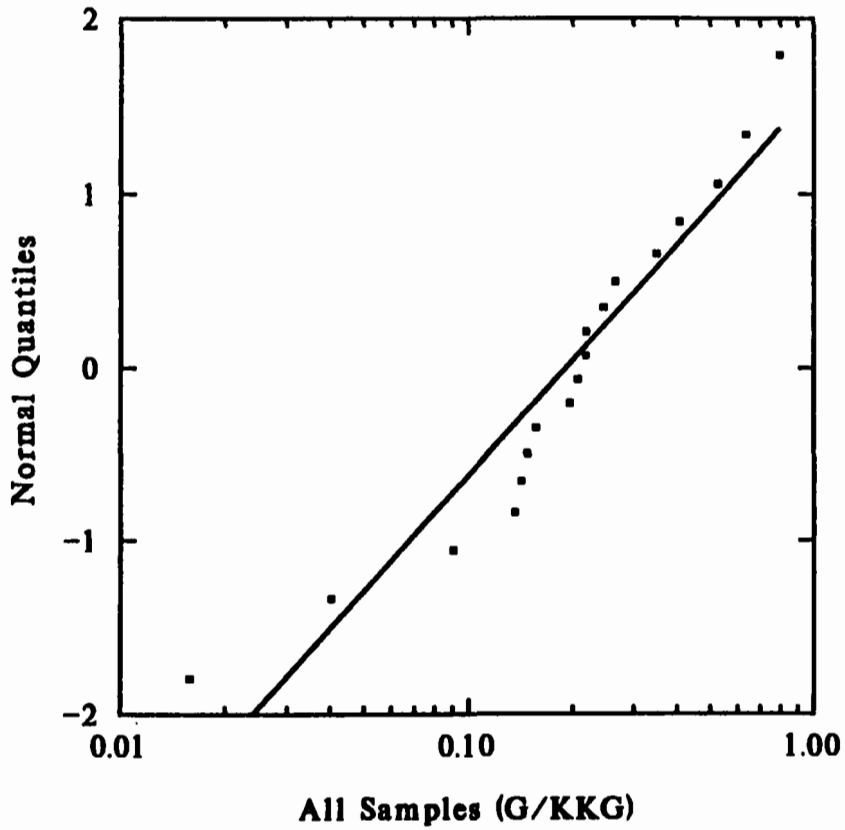

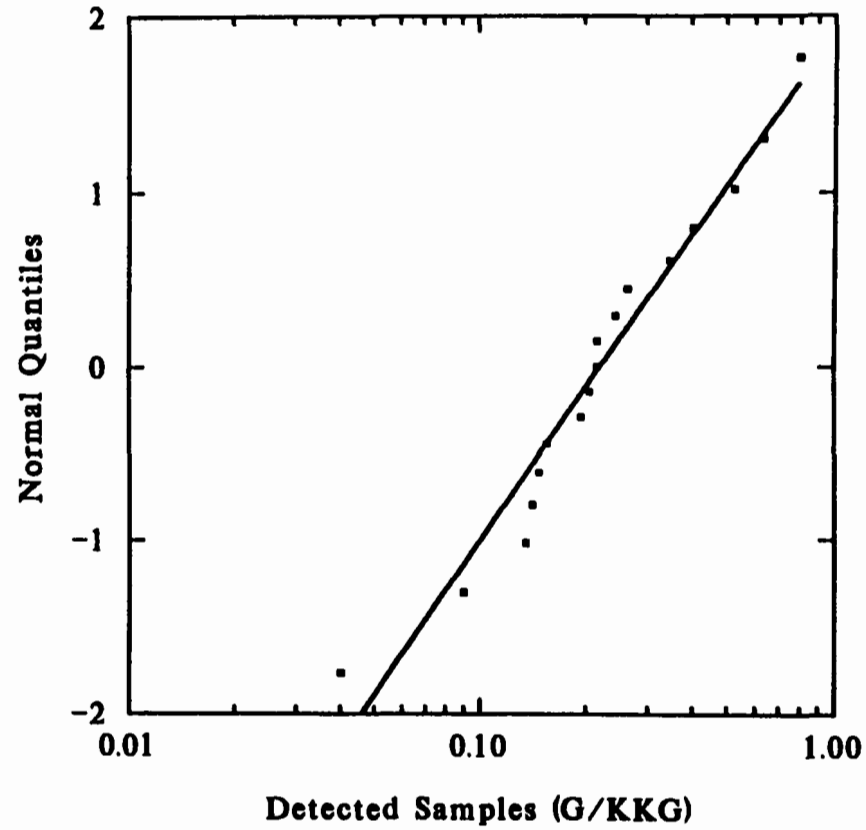

Figure N1-148. Lognormal Probability Plots for Chloroform
Subcategory=BPK, Option=4, Stream=ALK
All Observations Treated as Uncensored

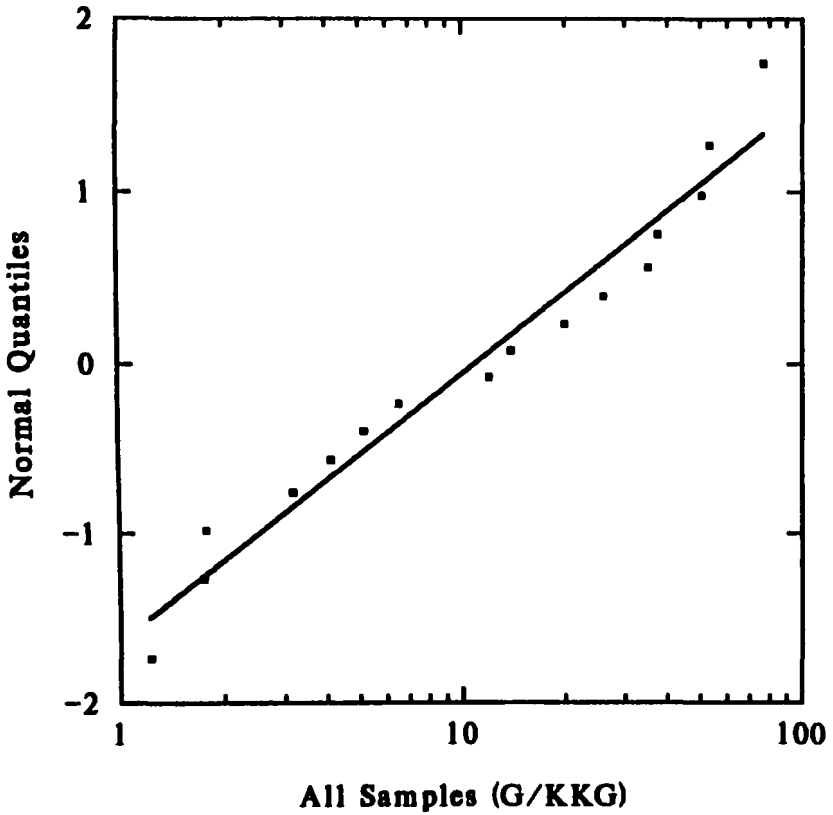

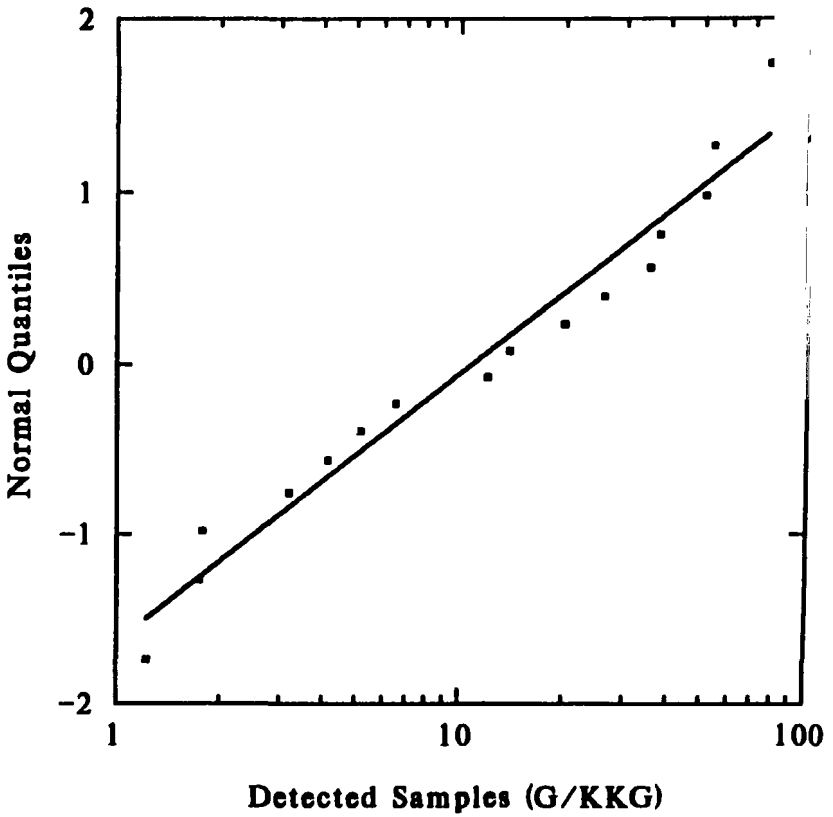

Figure N1-149. Lognormal Probability Plots for Chloroform
Subcategory=DS, Option=1, Stream=ACID
All Observations Treated as Uncensored

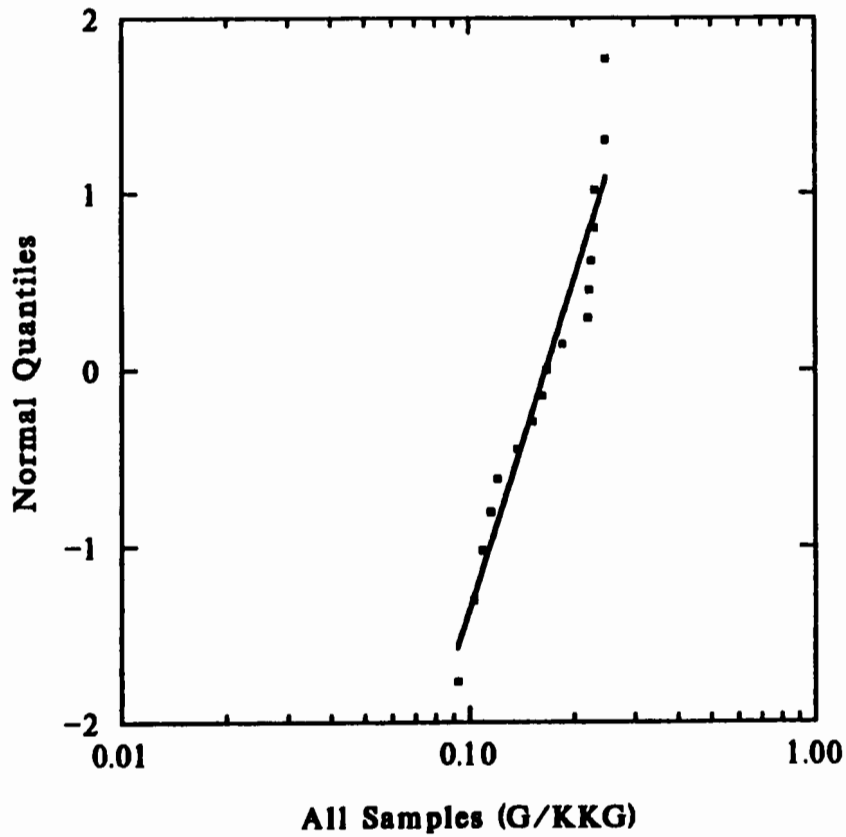

Figure N1-150. Lognormal Probability Plots for Chloroform
Subcategory=DS, Option=1, Stream=ALK
All Observations Treated as Uncensored

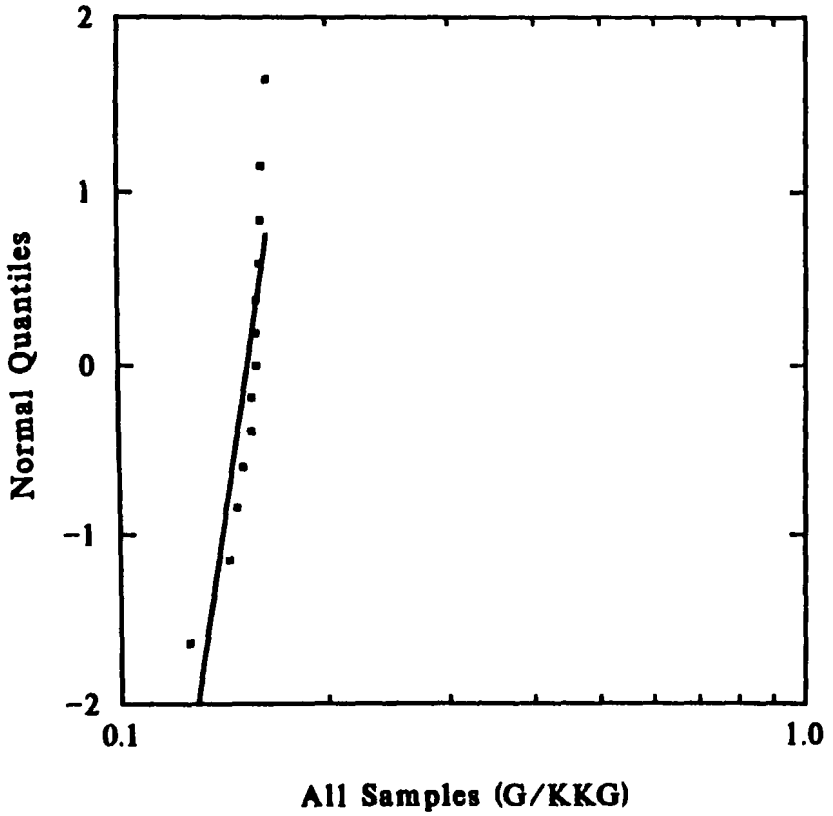

Figure N1-151. Lognormal Probability Plots for Methylene chloride
Subcategory=BPK, Option=3, Stream=ACID
All Observations Treated as Uncensored

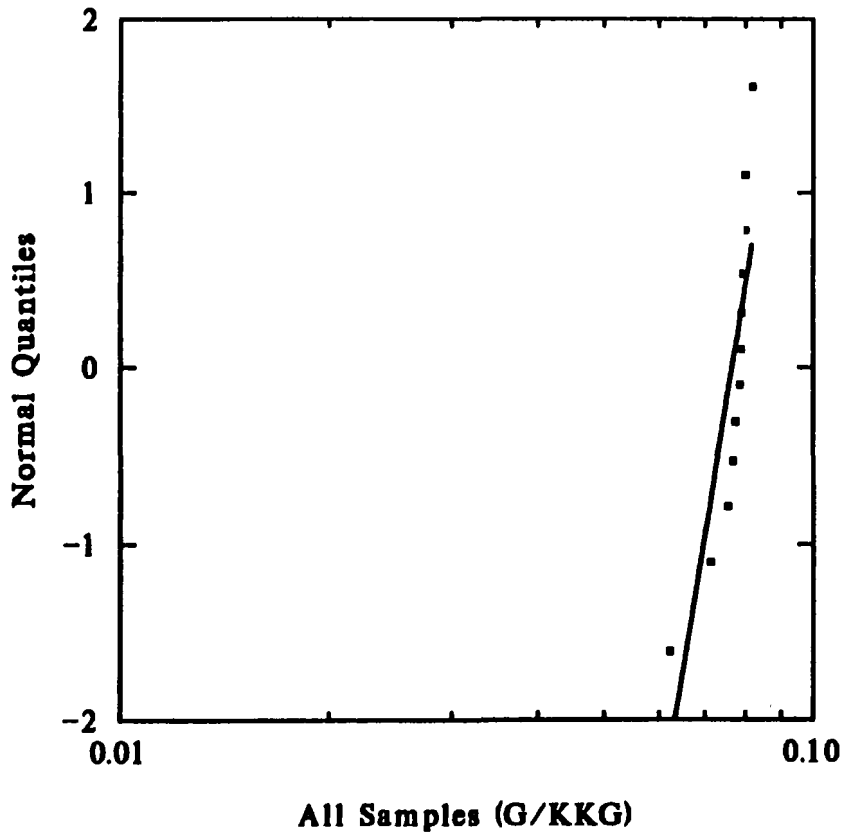

Figure N1-152. Lognormal Probability Plots for Methylene chloride
Subcategory=BPK, Option=3, Stream=ALK
All Observations Treated as Uncensored

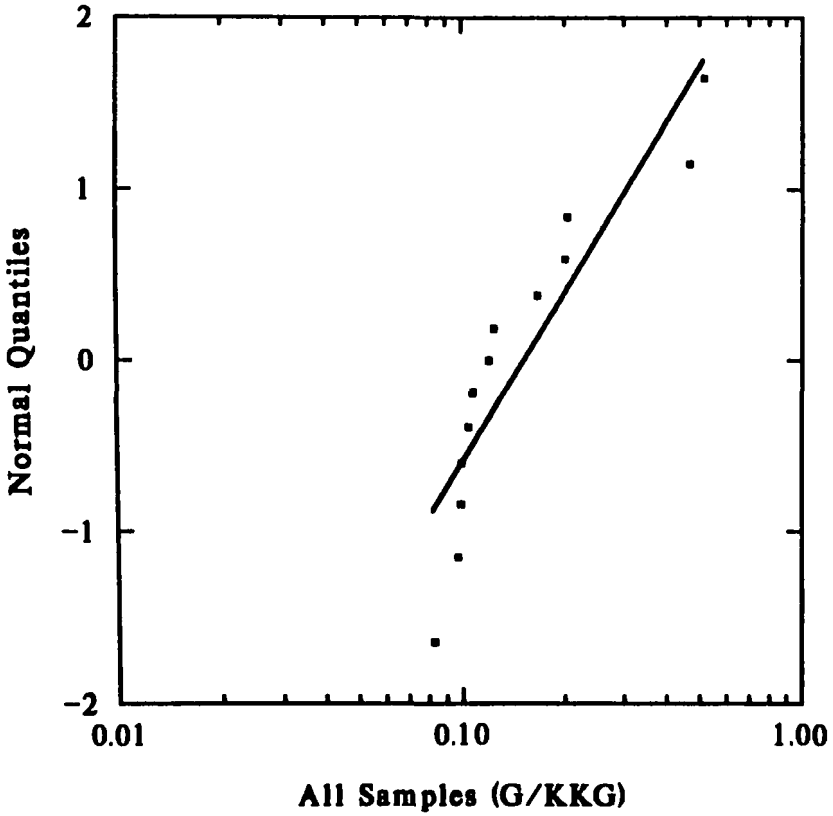

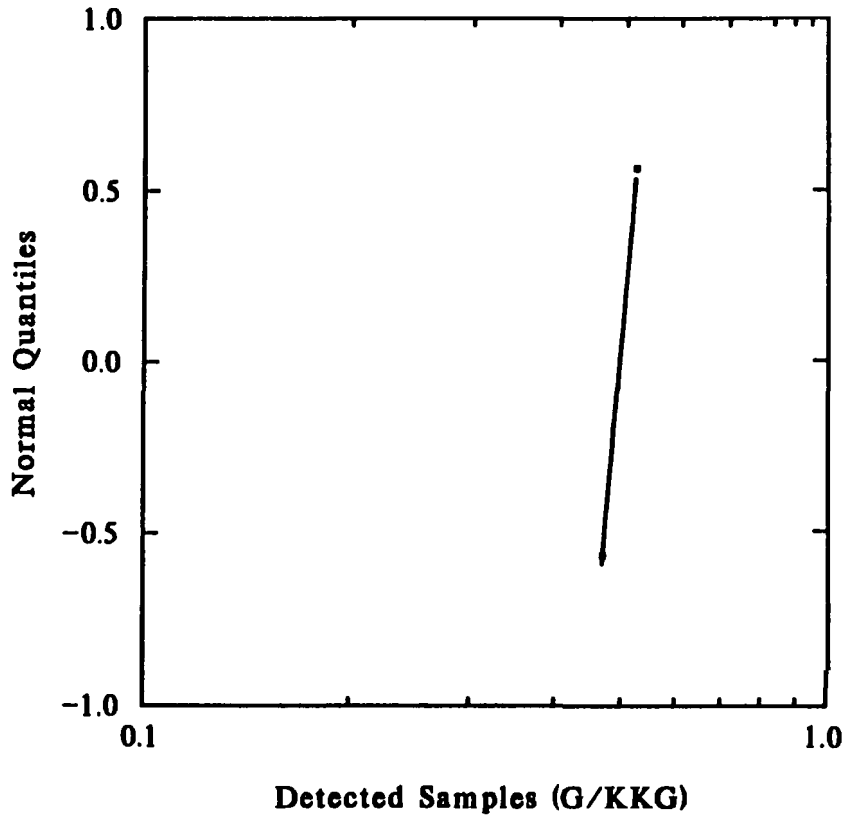

Figure N1-153. Lognormal Probability Plots for Methylene chloride
Subcategory=BPK, Option=4, Stream=ACID
All Observations Treated as Uncensored

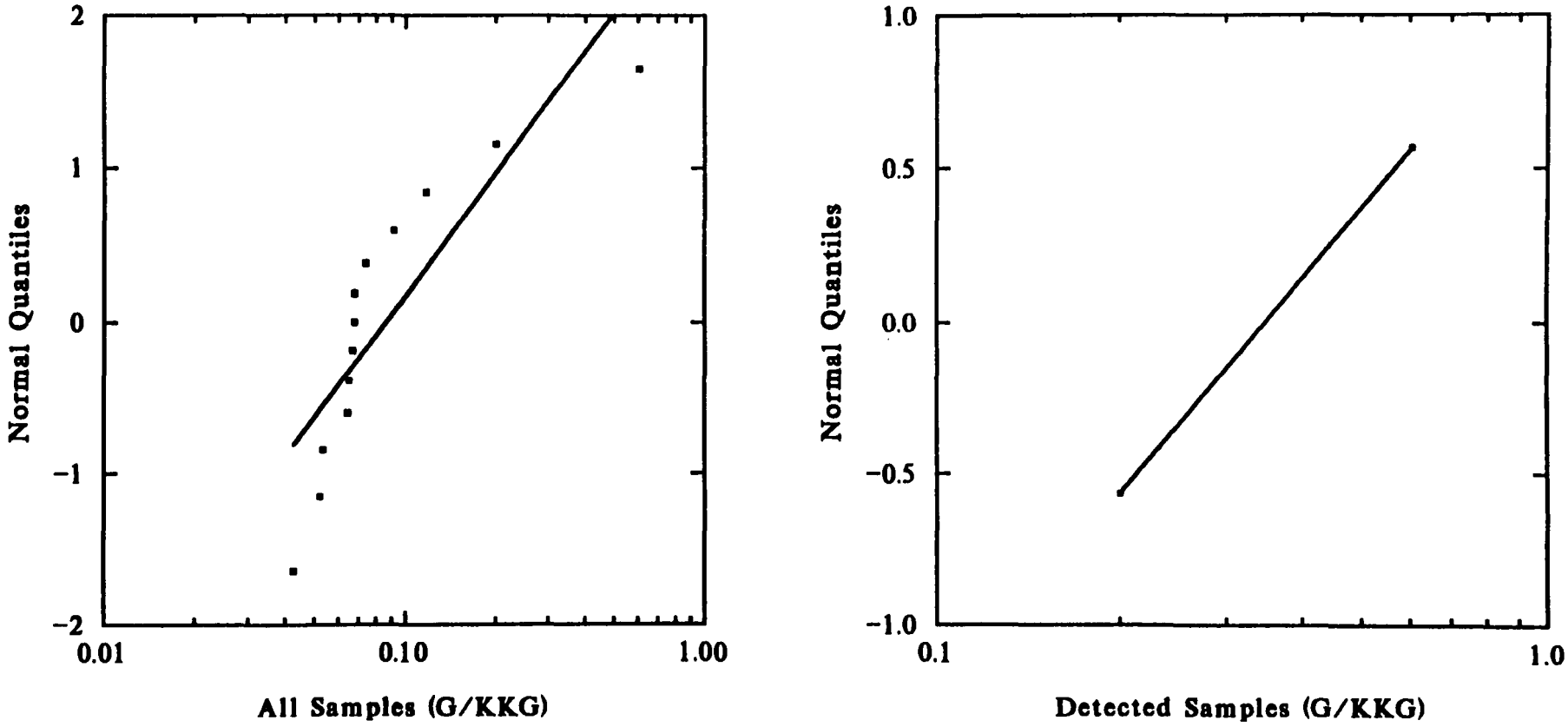

Figure N1-154. Lognormal Probability Plots for Methylene chloride
Subcategory=BPK, Option=4, Stream=ALK
All Observations Treated as Uncensored

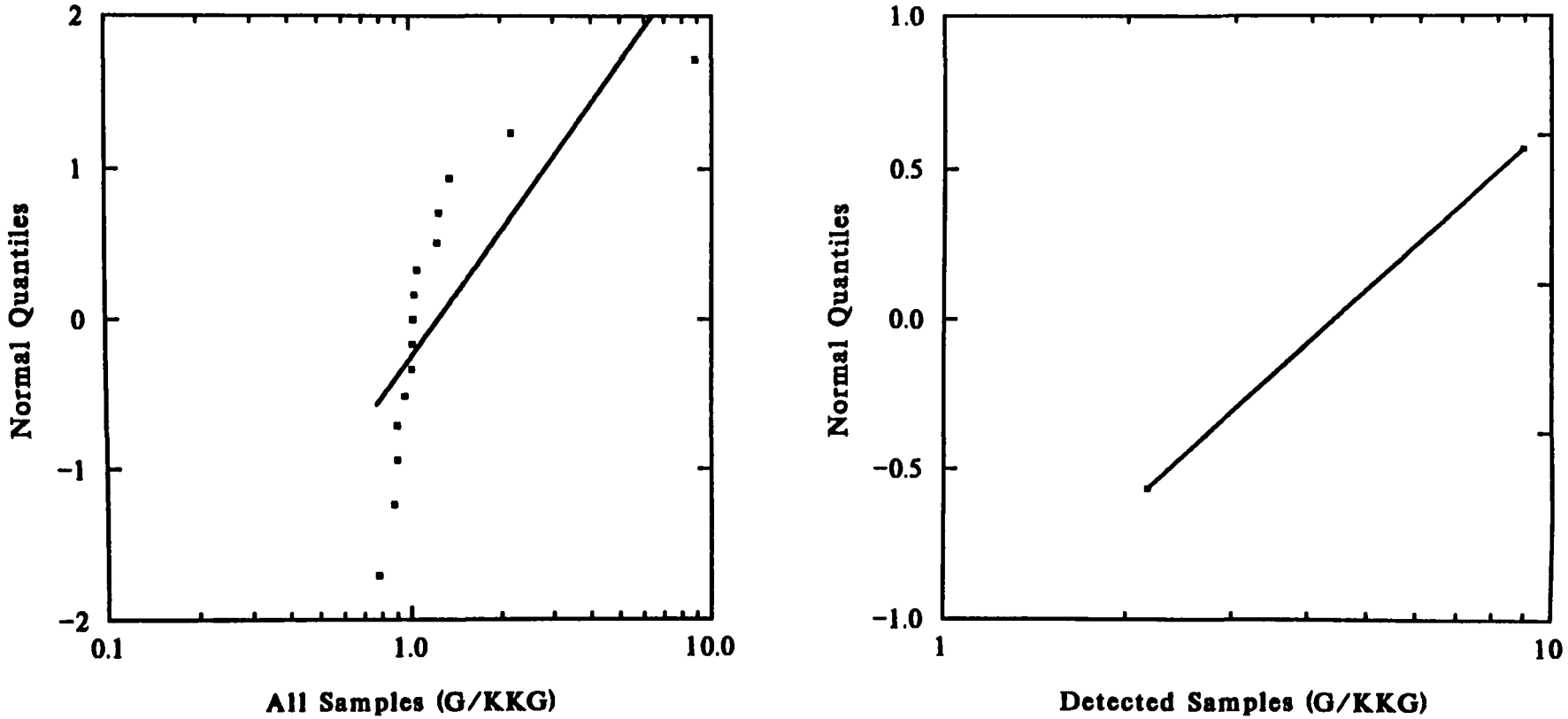

Figure N1-155. Lognormal Probability Plots for Methylene chloride
Subcategory=DS, Option=1, Stream=ACID
All Observations Treated as Uncensored

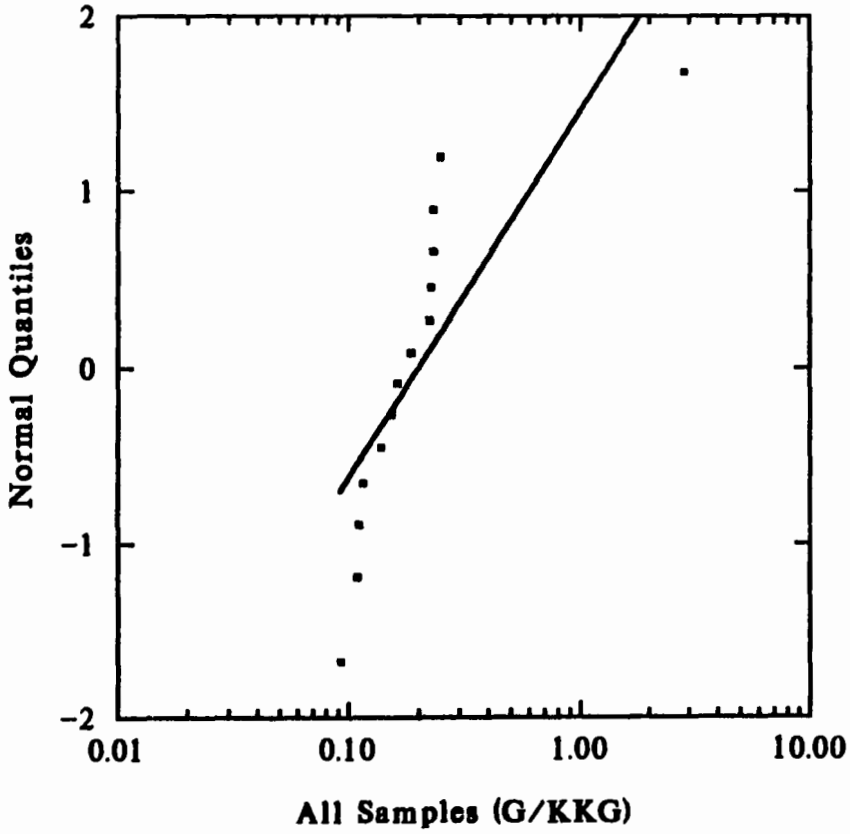

Figure N1-156. Lognormal Probability Plots for Methylene chloride
Subcategory=DS, Option=1, Stream=ALK
All Observations Treated as Uncensored

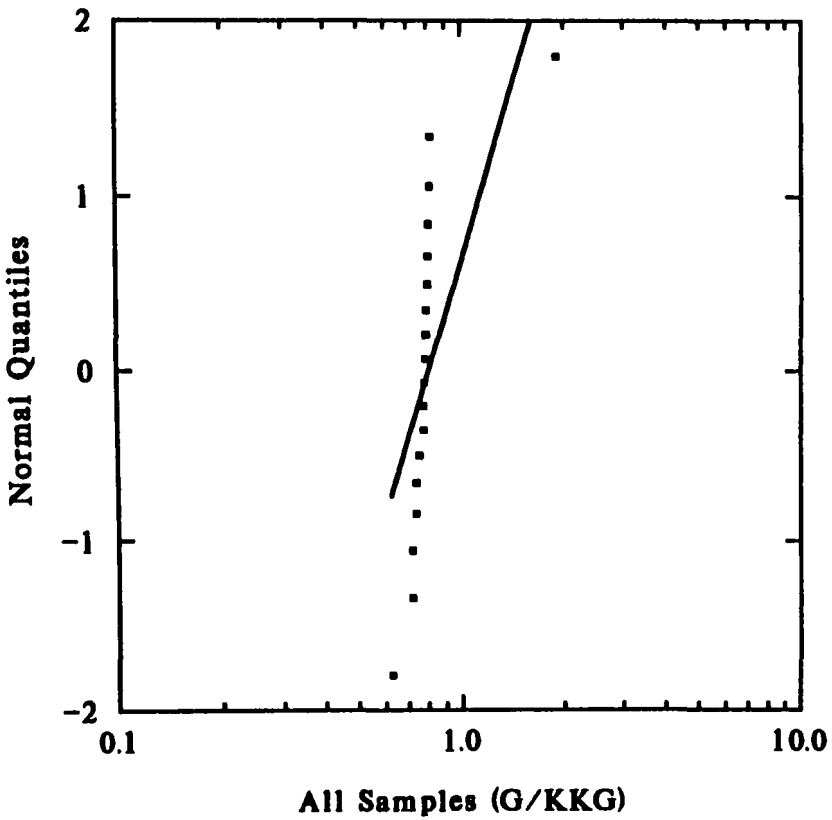

Figure N1-157. Lognormal Probability Plots for 2-Butanone (MEK)
Subcategory=BPK, Option=3, Stream=ACID
All Observations Treated as Uncensored

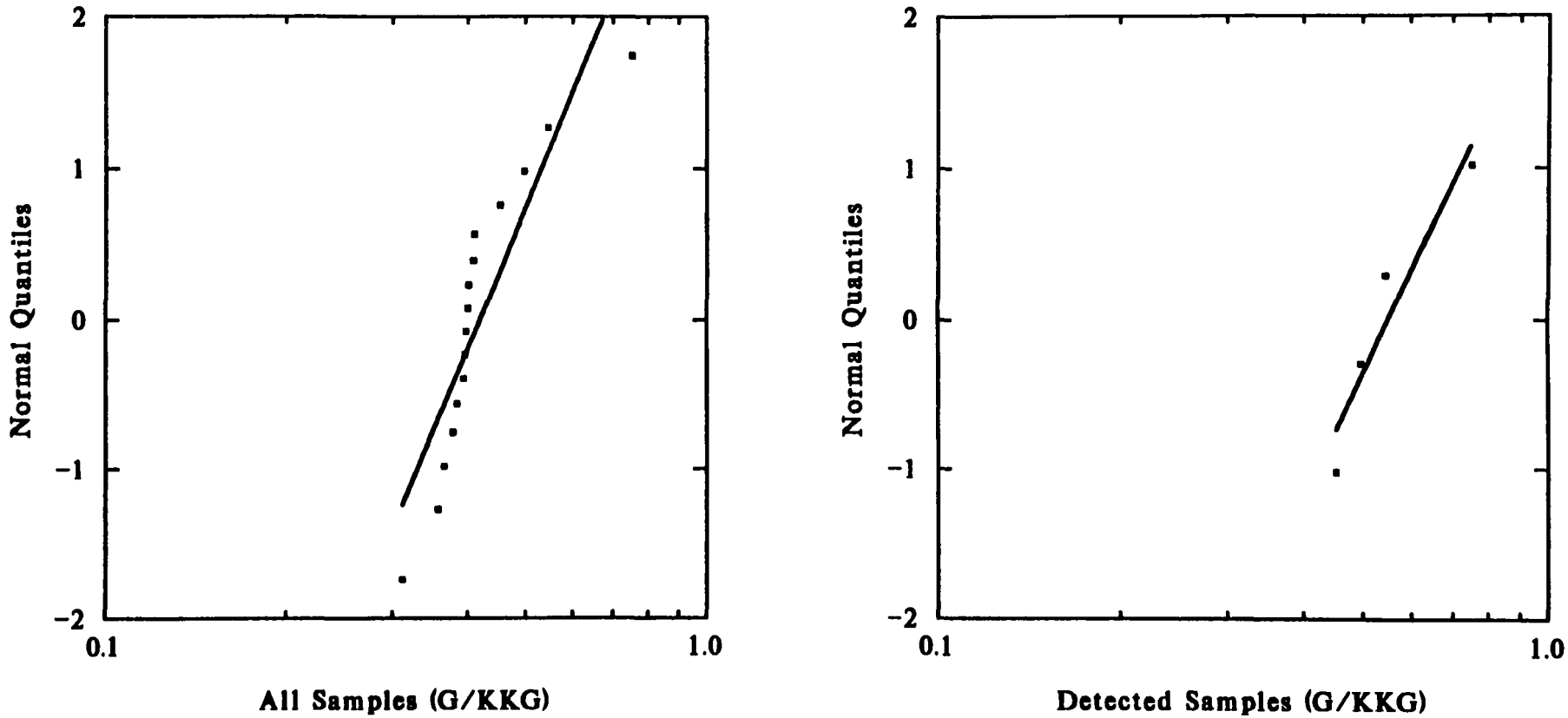

Figure N1-158. Lognormal Probability Plots for 2-Butanone (MEK)
Subcategory=BPK, Option=3, Stream=ALK
All Observations Treated as Uncensored

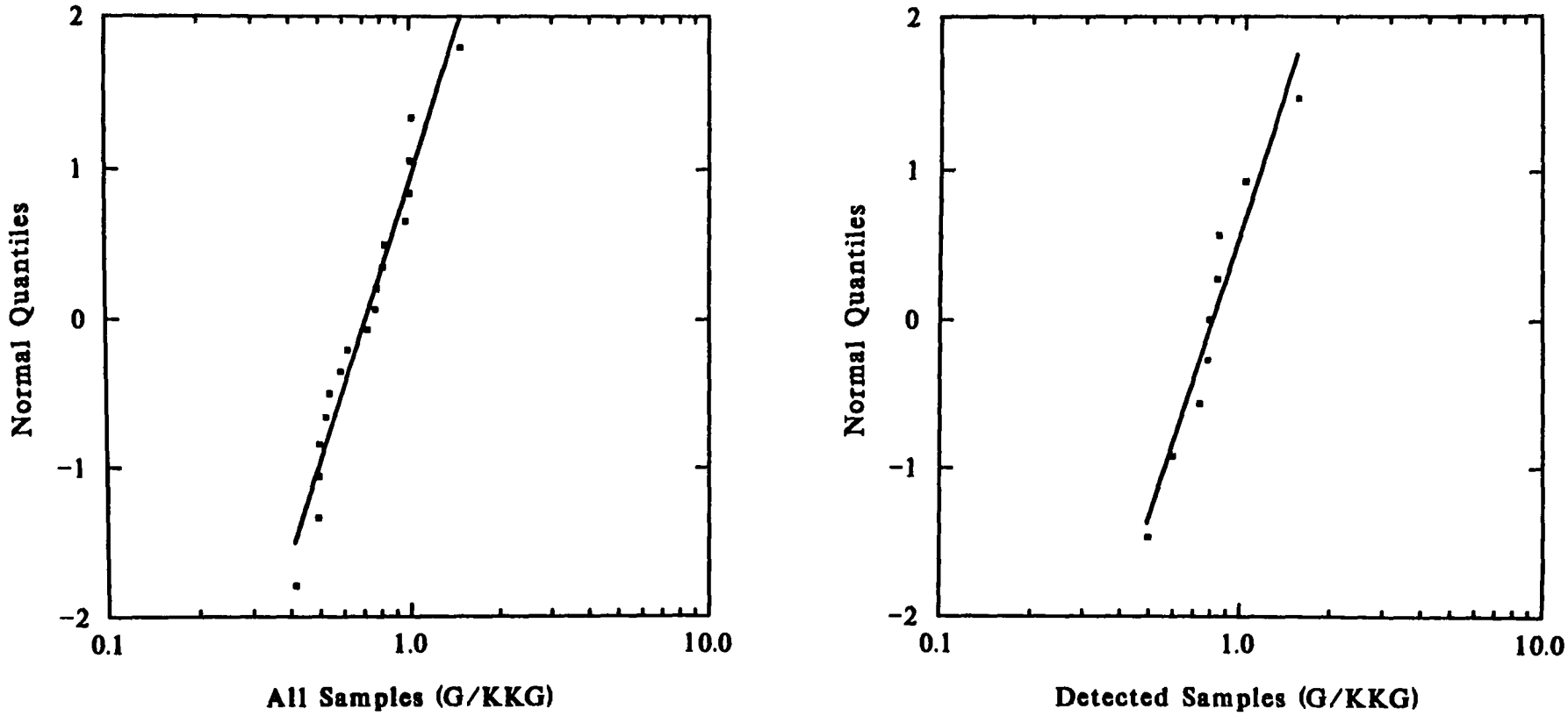

Figure N1-159. Lognormal Probability Plots for 2-Butanone (MEK)
Subcategory=BPK, Option=4, Stream=ACID
All Observations Treated as Uncensored

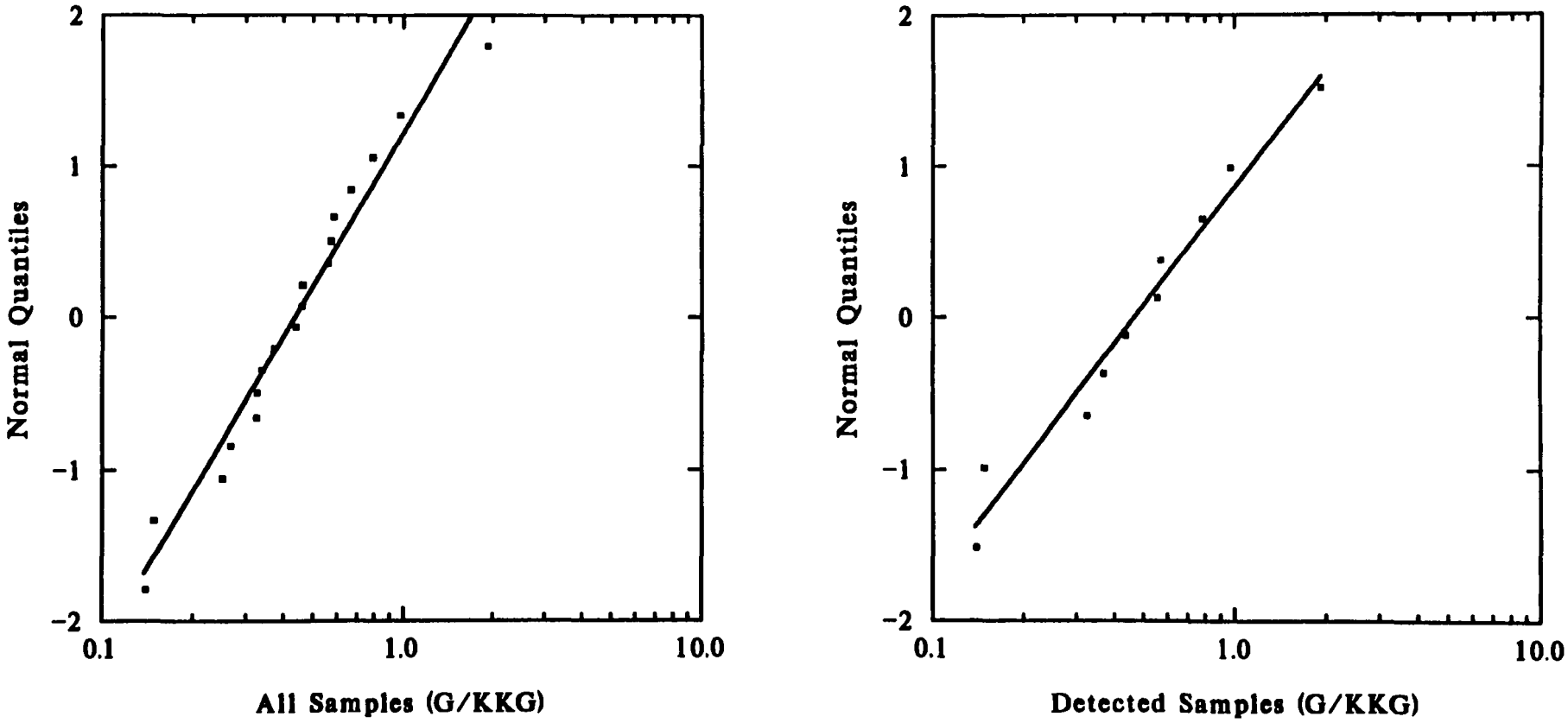

Figure N1-160. Lognormal Probability Plots for 2-Butanone (MEK)
Subcategory=BPK. Option=4. Stream=ALK
All Observations Treated as Uncensored

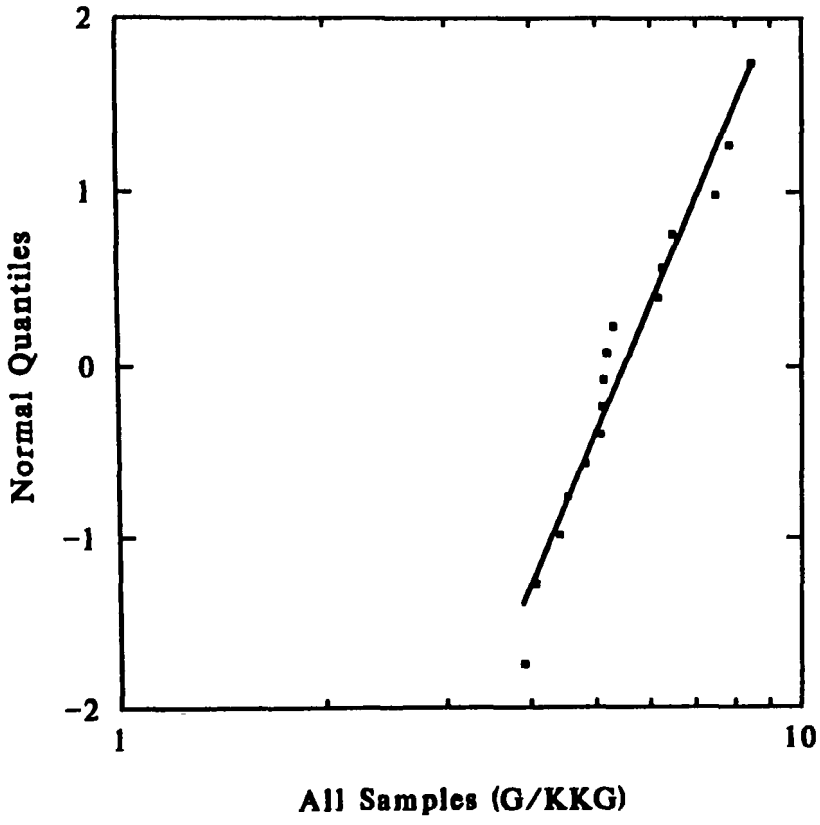

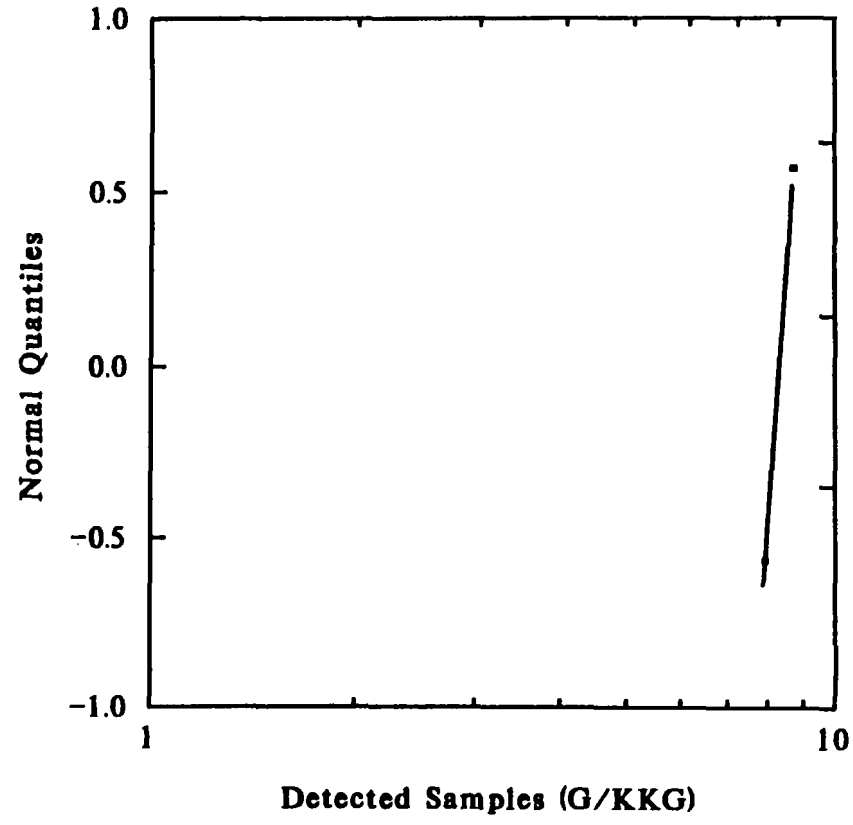

Figure N1-161. Lognormal Probability Plots for 2-Butanone (MEK)
Subcategory=DS, Option=1, Stream=ACID
All Observations Treated as Uncensored

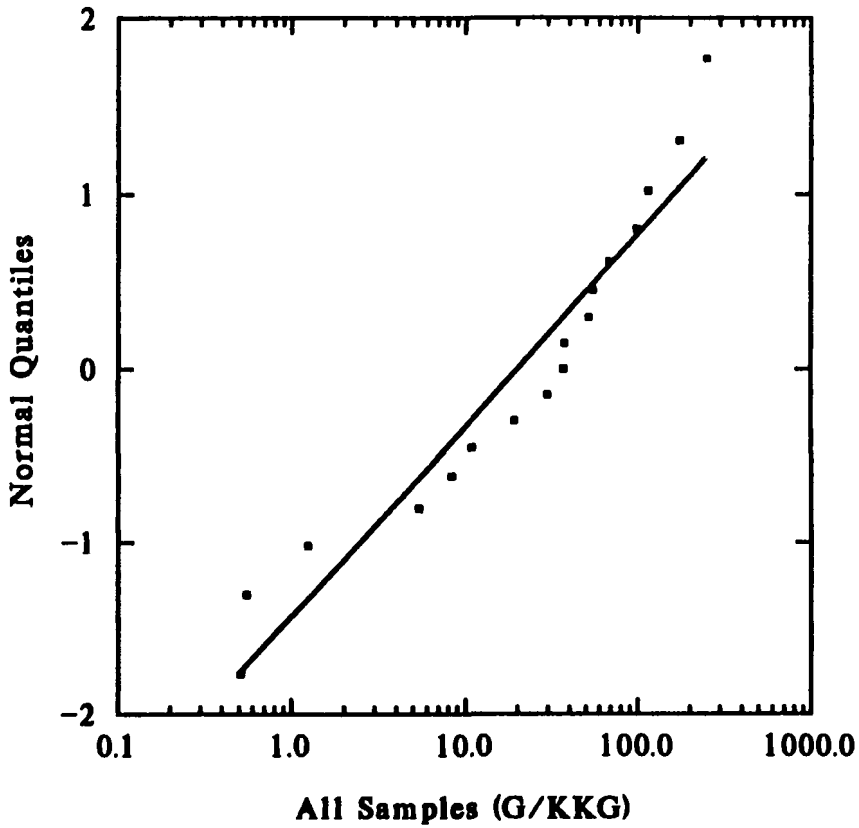

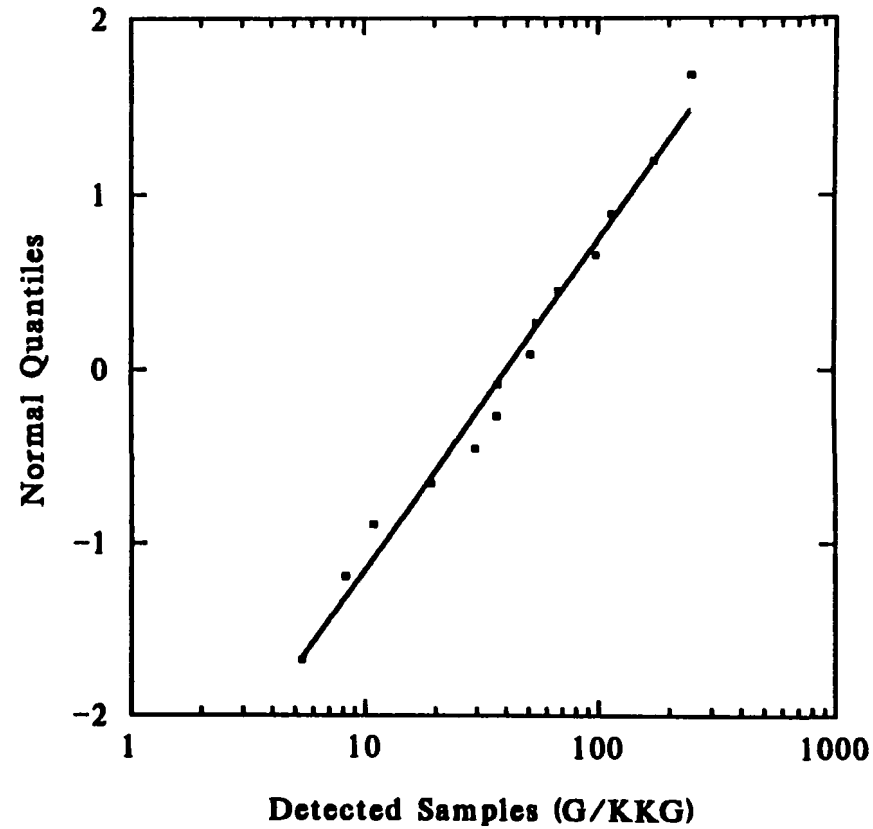

Figure N1-162. Lognormal Probability Plots for 2-Butanone (MEK)
Subcategory=DS, Option=1, Stream=ALK
All Observations Treated as Uncensored

APPENDIX O

List of the Minimum Level of the Analytical Method for Each Pollutant

Appendix O

The minimum levels (for water samples only) and analytical methods apply to the pollutants listed in Table O-1.

Table O-1.
Minimum Level of the Analytical Method for Each Pollutant

Pollutant	CAS Number	Method	Minimum
2,3,7,8-TCDD	1746016	1613	10 pg/l
2,3,7,8-TCDF	51207319	1613	10 pg/l
Chloroform	67663	1624	10 ug/l
Acetone	67641	1624	50 ug/l
Methyl ethyl ketone	78933	1624	50 ug/l
Methyl Chloride	75092	1624	10 ug/l
Trichlorosyringol	2539266	1653	2.5 ug/l
3,4,5-Trichlorocatechol	56961207	1653	5.0 ug/l
3,4,6-Trichlorocatechol	32139723	1653	5.0 ug/l
3,4,5-Trichloroguaiacol	57057837	1653	2.5 ug/l
3,4,6-Trichloroguaiacol	60712449	1653	2.5 ug/l
4,5,6-Trichloroguaiacol	2668248	1653	2.5 ug/l
2,4,5-Trichlorophenol	95954	1653	2.5 ug/l
2,4,6-Trichlorophenol	88062	1653	2.5 ug/l
Tetrachlorocatechol	1198556	1653	5.0 ug/l
Tetrachloroguaiacol	2539175	1653	5.0 ug/l
2,3,4,6-Tetrachlorophenol	58902	1653	2.5 ug/l
Pentachorophenol	87865	1653	5.0 ug/l
AOX	59473040	1650	20 ug/l
Color	-	NCASI 253	N/A
COD	-	410.1, 410.2	see 40 CFR 136
BOD_5	-	see 40 CFR 136	
TSS	-		

APPENDIX P
A Monte Carlo Study of the Delta-Lognormal Methodology

Appendix P

A Monte Carlo Study of the Delta-Lognormal Method

In order to investigate the application of the DLOG method to data sets with the properties of the pulp and paper data (i.e., data sets in which the non-detects and detects appear to behave quite differently), EPA conducted a simulation study comparing the performance of three different estimators of variability factors: DLOG=modified delta-lognormal, MLE=Cohen's maximum likelihood method for censored data, and ROS=probability regression on order statistics, see Sections 3.4 and 3.5 for a discussion of these methods). In this study random data sets were drawn from an underlying population that was delta-lognormal.

More specifically, 10,000 separate data sets were created via Monte Carlo simulation in the following ways: 5,000 data sets were generated with sample size equal to 10, and 5,000 data sets were generated with sample size equal to 20). For each sample size, 1,000 data sets were created at each of five different censoring levels (5%, 20%, 40%, 60%, and 80%), matching the design of the simulation study previously discussed. Because the modified delta-lognormal was taken as the underlying model, each censoring level actually corresponded to a different delta-lognormal distribution. This was because the discrete spike portion of the model represents the true proportion of non-detects in the population. Hence, to generate delta-lognormal data with a censoring level of, for instance, 40 percent, it was necessary to assume that any randomly drawn observation would come from the spike with probability 0.4 and from the continuous lognormal portion with probability 0.6.

For this simulation, uniformly distributed random numbers between 0 and 1 were drawn corresponding to each simulated measurement. Those measurements with uniform deviates no greater than 0.4 were assigned to a fixed positive constant (half the assumed detection limit of 10 ppb). Measurements with uniform deviates greater than 0.4 were randomly drawn from a shifted lognormal population with parameters μ=0 and σ=1. The lognormal distribution was shifted so that no value below the detection limits of 10 ppb could occur, simulating a population in which detected measurements would never be observed below the limit of detection.

For each data set, variability factors (VFs) were computed using each of the three designated methods (DLOG, MLE, and ROS) and then compared to the known (true) VF of the underlying delta-lognormal population from which the random sample was drawn. After estimating the variability factors, two descriptive statistics were computed to measure the relative performance of the three estimators. First, the average bias between the true and estimated VFs taken over the set of 10,000 simulated samples was calculated. The average bias indicates the expected discrepancy between the estimated VF and the true VF, in magnitude as well as in direction. Second, the root mean-square error (RMSE) was computed by averaging the squared differences between the estimated VFs and the true VF and then taking the square root of the result. This measure provides an indication of the stability of a given estimator, that is, whether the estimated VFs are highly consistent from data set to data set (leading to a low RMSE) or whether there is significant variability in the results (leading to a higher RMSE).

Because each level of censoring corresponded to a distinct delta-lognormal population, the true VFs varied by censoring percentage. Therefore, comparison of the average bias and RMSE across censoring levels for each method cannot be made precisely. To rectify this, and since bias is often proportional to the magnitude of the VF, EPA computed two additional descriptive measures: the relative average bias and the relative RMSE. In both cases, the difference between the estimated and true VF was divided by the true VF to suggest a relative or percentage difference not dependent on the size of the VF.

Results of this delta-lognormal simulation study are provided in the Table P-1 and the accompanying plots and lead to a number of conclusions. First, at either sample size (n=10 or n=20), the bias and relative bias of the DLOG method remain quite close to zero regardless of censoring level, while both measures of bias steadily increase with censoring percentage for the ROS and MLE procedures. In fact, these two latter methods consistently overestimate the true VF by a relative percentage of more than 100 to 200 percent at the higher censoring levels, with the ROS method tending to be somewhat more biased than the MLE method when n=10. Second, the RMSE and relative RMSE of the DLOG method are consistently lower than the other two methods across the censoring levels, suggesting that the MLE and ROS procedures produce much more variable VF estimates than the DLOG method when the underlying population is actually delta-lognormal. Again, the MLE method performs somewhat better than the ROS method in cases where n=10. When n=20, the best performing of these methods depends on the censoring level.

However, other simulation studies have been conducted comparing the performance of the same three estimators of variability factors (DLOG, MLE, ROS) for data from an underlying strictly lognormal population. In particular, one study generated 1,000 lognormally distributed, synthetic data sets. The same three estimators were used to estimate VFs, and the VFs were compared to the known (true) VF of the underlying population in order to measure average bias and the RMSE of each estimator. Based on the results of this study, the delta-lognormal method was demonstrated to be particularly unsuitable for estimating VFs for data from an underlying lognormal population.

Review of these analyses indicated that with data generated by an underlying lognormal model, the delta-lognormal method consistently underestimated the true VF on average, particularly as the level of censoring increased. The DLOG procedure was shown to be biased on the low side by as much as 30 to 40 percent (at the highest levels of censoring). The other two procedures showed little if any systematic bias in the simulations. In terms of the RMSE, the DLOG procedure performed somewhat better, usually giving a lower RMSE than the ROS procedure and closely vying with the MLE method for the lowest RMSE overall. However, a low RMSE in the presence of significant bias does not indicate that an estimator is performing well. Rather, given its low-side bias, the DLOG procedure underestimated the true VF rather consistently, with less variation from data set to data set than the ROS method. The ROS method had little overall bias, but the RMSE results show that the estimated ROS VFs tend to "swing back and forth" above and below the true VF. By these measures, Cohen's MLE method performs best, since it too has little overall bias in the simulation study, yet its RMSE closely matches the DLOG method for lowest in overall magnitude.

Table P-1
Comparison of Censored Maximum Likelihood (MLE), Regression on Order Statistics (ROS), and Delta-Lognormal Methods for Computing Variability Factors
Average Bias and Root Mean Square Error (RMSE)
(assuming an underlying delta-lognormal distribution)

Sample Size	Censoring Level	MLE Bias	ROS Bias	DLOG Bias	Relative MLE Bias %	Relative ROS Bias %	Relative DLOG Bias %	MLE RMSE	ROS RMSE	DLOG RMSE	Relative MLE RMSE %	Relative ROS RMSE %	Relative DLOG RMSE %
10	0.05	-0.115	0.235	0.082	-6.52	13.24	4.65	0.546	0.735	0.541	800.00	30.84	41.51
10	0.20	0.724	1.291	0.081	38.50	68.63	4.31	1.242	1.608	0.597	66.06	85.53	31.76
10	0.40	1.954	2.821	0.121	95.47	137.81	5.93	2.490	3.312	0.797	121.64	161.80	38.95
10	0.60	3.780	5.391	0.119	169.31	241.51	5.32	4.438	6.134	1.093	198.81	274.78	48.95
10	0.80	5.309	7.909	-0.196	221.36	329.78	-8.16	6.139	8.893	1.006	9200.00	255.98	370.81
20	0.05	-0.102	0.118	0.054	-5.77	6.68	3.06	0.375	0.413	0.038	7300.00	21.20	23.34
20	0.20	0.705	0.697	0.063	37.49	37.05	3.35	1.138	0.844	0.441	60.51	44.88	23.47
20	0.40	1.869	1.557	0.071	91.33	76.05	3.47	2.204	1.782	0.508	107.71	87.07	24.81
20	0.60	3.443	3.328	0.074	154.24	149.07	3.33	3.730	3.751	0.622	167.07	168.00	27.88
20	0.80	6.302	7.704	0.076	262.77	321.25	3.16	6.704	8.283	0.885	279.54	345.39	36.89

Taken at face value, this simulation study is useful for indicating the potential inadequacy of the delta-lognormal method under one set of assumptions. The problem is that these simulations do not consider other, also plausible, assumptions. In particular, all of the simulated data sets in the above study were drawn from purely lognormal populations. Since the MLE and ROS methods (in the above study) also assumed that the underlying population is purely lognormal, it is not particularly surprising that these methods estimate known VFs with less bias than the DLOG procedure, the latter of which makes a different distributional assumption. In particular, the DLOG method assumes that the underlying distribution is not purely lognormal, but rather a mixture of two distributions. Non-detects are represented by the first part of the mixture as a discrete spike (at zero or some positive constant). Detected measurements are represented by a lognormal density (i.e., the continuous portion of the mixture).

Since the DLOG procedure uses the detected measurements to estimate the parameters of a complete (i.e., non-censored) lognormal density, its rather large negative average bias within the above simulation study is understandable, particularly as the level of censoring increases. At higher censoring levels, the observable simulated measurements (i.e., those that were not censored) only represent a sample from the right-hand portion of the underlying lognormal population, not the full density. The MLE and ROS methods account for this type of censoring pattern because both of these methods assume that the underlying population is in fact a censored lognormal. The DLOG procedure, however, ascribes a different model to the underlying population, one that assumes the observable detected measurements are drawn from a complete (non-censored) lognormal density. Hence, the difference in the bias results.

Overall, the results of the simulation study that assumes an underlying delta-lognormal distribution and the study that assumes an underlying lognormal distribution clearly indicate that the method that provides the best VF estimates critically depends on the underlying population from which the data originate. If the underlying population is purely lognormal, so that the observed data are assumed to come from a censored lognormal density, either the ROS method or the MLE method seems preferable to the DLOG approach in terms of average bias and RMSE in the VF estimates. However, if the underlying population is actually delta-lognormal, which appears to be true in general for the pulp and paper analytical data, the DLOG procedure seems clearly superior to the other methods with respect to providing the lowest average bias and RMSE across censoring levels. Of course, at extremely low levels of censoring (e.g., 5%), all of the methods give very comparable bias and RMSE results under both assumptions (lognormal and delta-lognormal distributions). However, significant differences in the methods are noticeable even when the censoring percentage is as low as 20 percent.

SAMPLE SIZE = 10

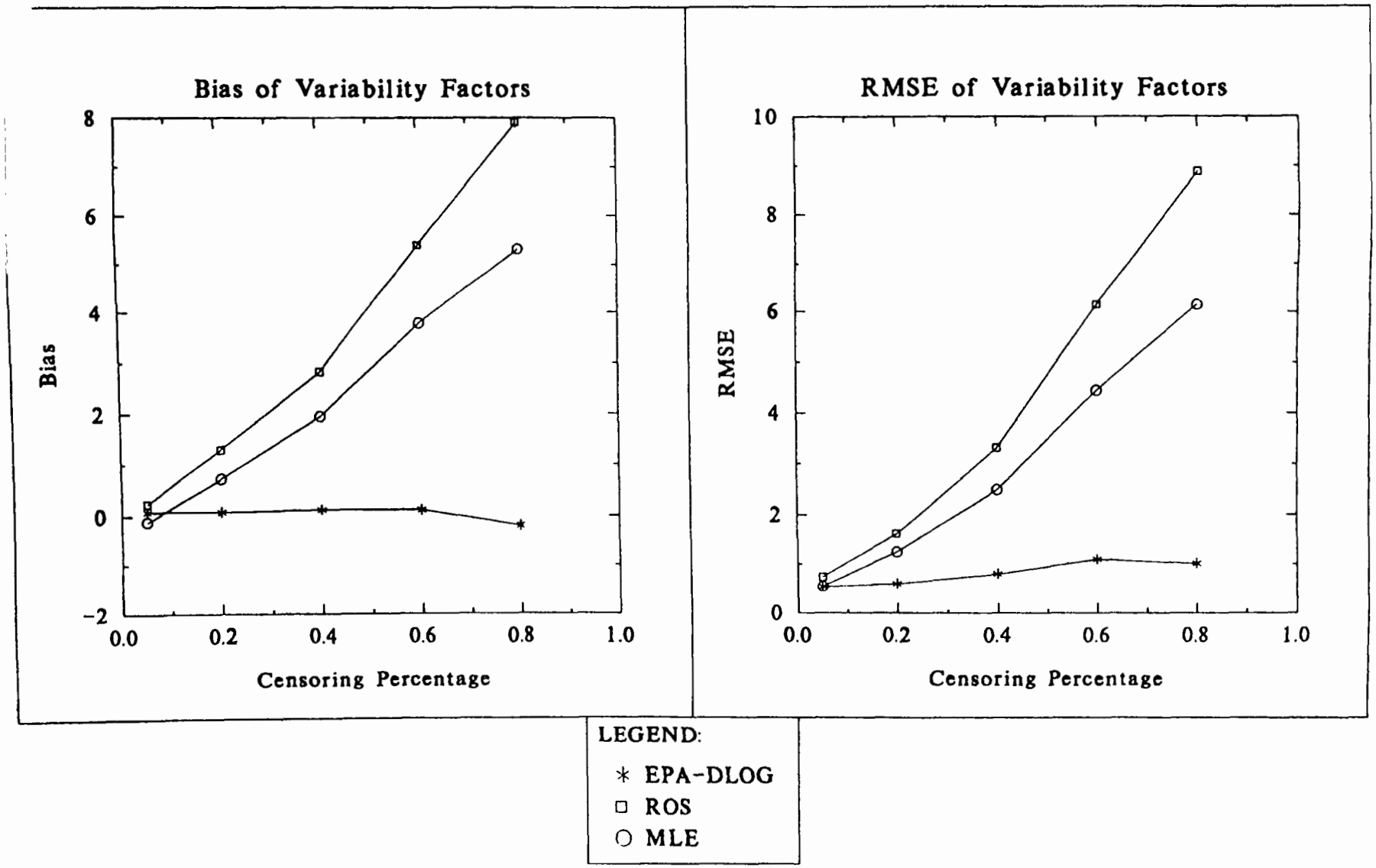

DELTA LOGNORMAL SIMULATION STUDY

SAMPLE SIZE = 10

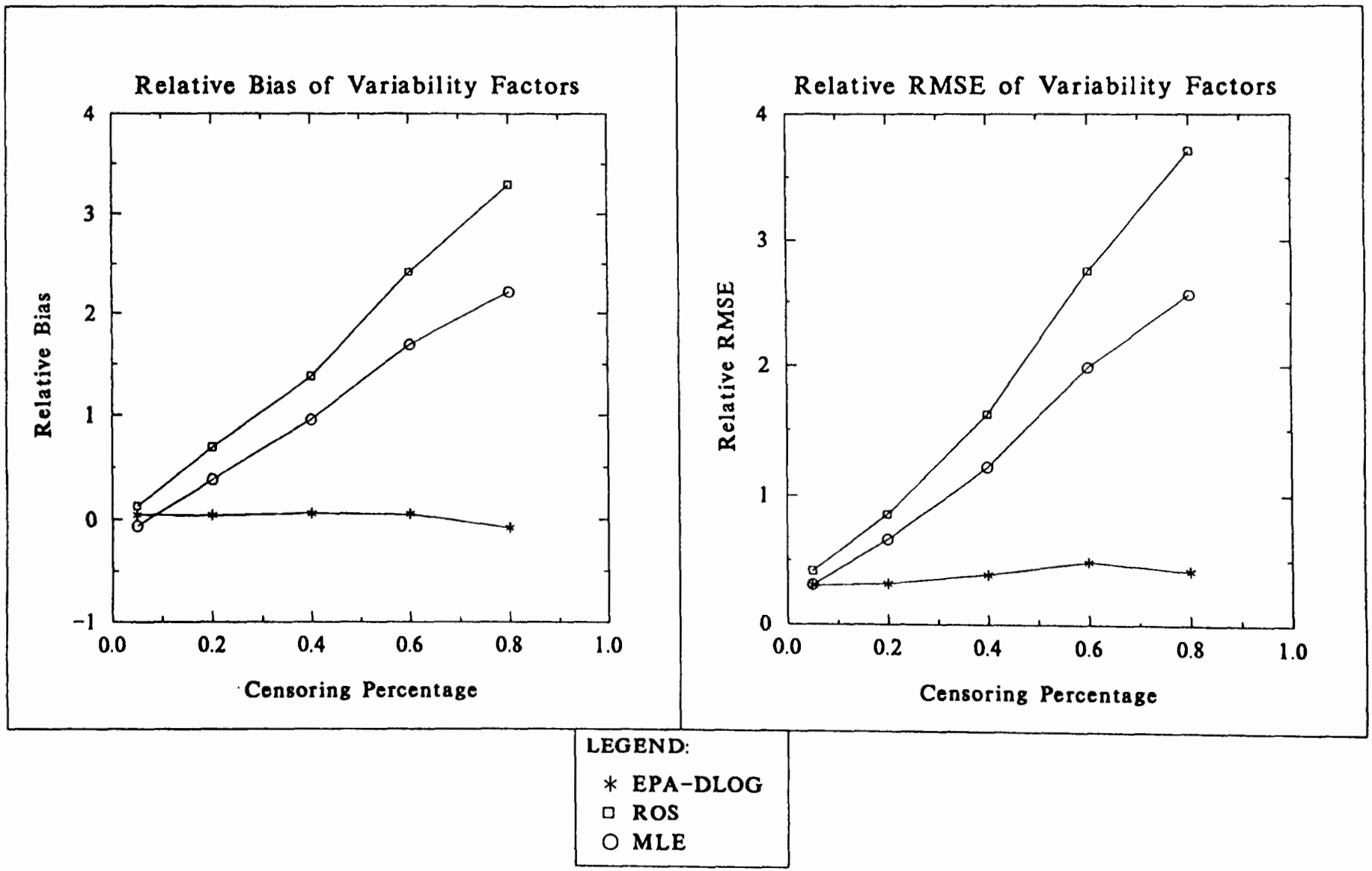

DELTA LOGNORMAL SIMULATION STUDY

SAMPLE SIZE = 20

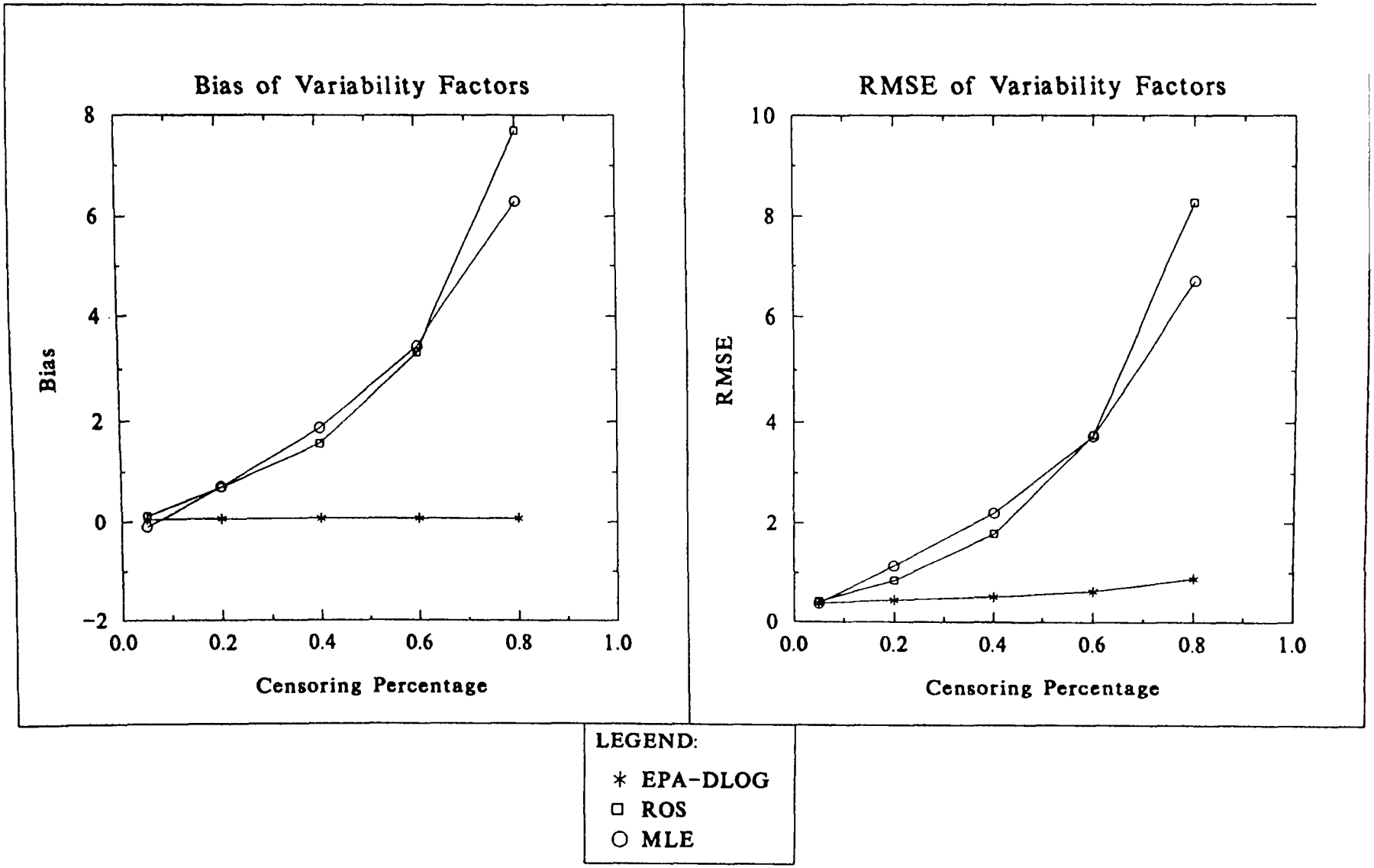

DELTA LOGNORMAL SIMULATION STUDY

SAMPLE SIZE = 20

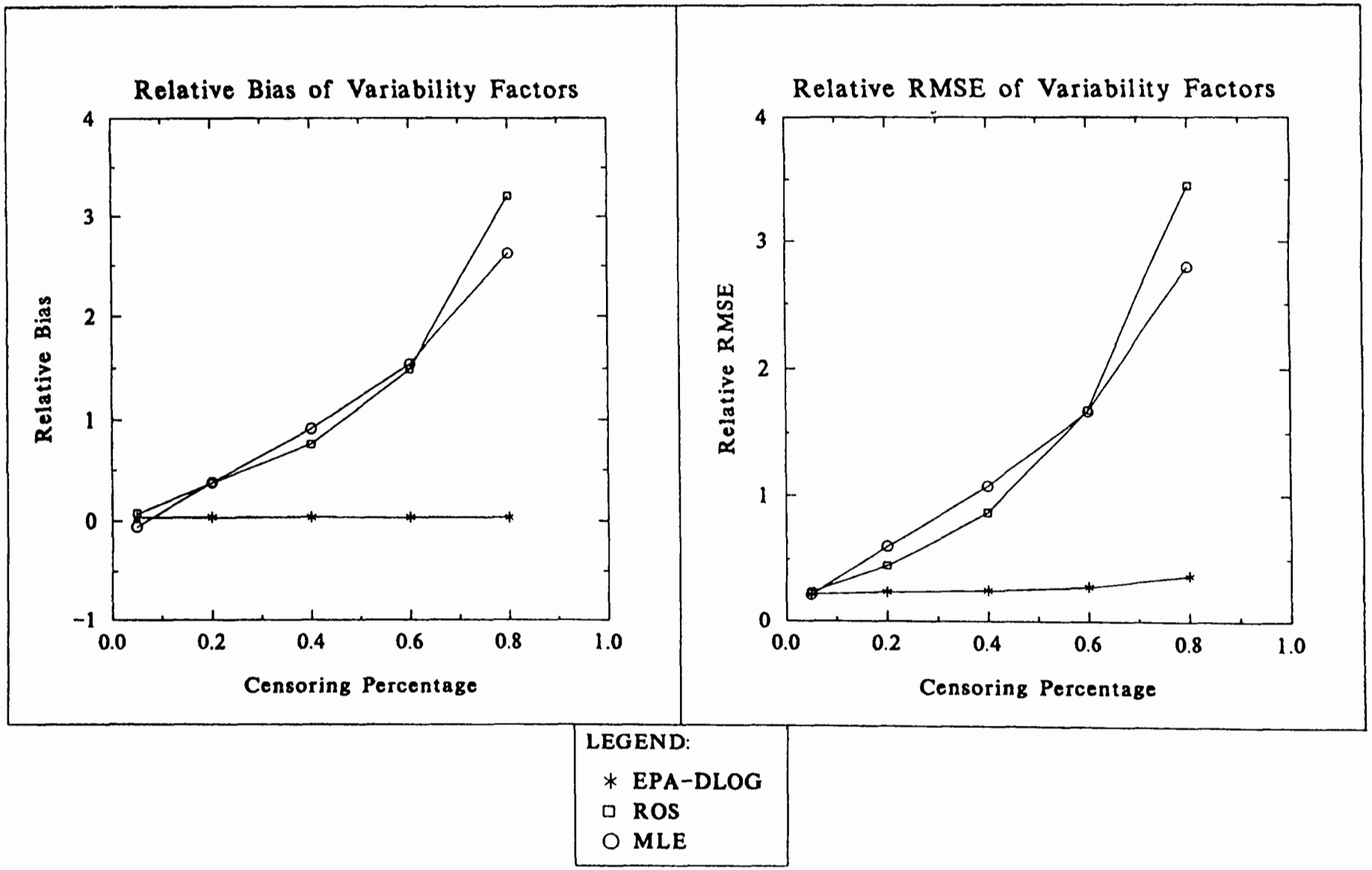

APPENDIX Q
BAT Poisson Quantile Plots for TCDD/TCDF Concentrations

These plots are not presented in the public document in order to protect claims of confidentiality (see Section 1.3).

APPENDIX R

BAT Poisson Cumulative Distribution Plots for TCDD/TCDF Concentrations

These plots are not presented in the public document in order to protect claims of confidentiality (see Section 1.3).