

PREVENTING  
POLLUTION  
TO PROTECT  
OUR GREAT  
LAKES.




# LAKEWATCH!

..... *the* .....

## DISPOSAL GUIDE TO HOUSEHOLD HAZARDOUS WASTES

**T**ake a look in your garage, kitchen, bathroom, or workshop. Some of the household products you find here may require special consideration in their use, storage, and disposal. Such products tend to fall in the following categories:

- Home maintenance
- Lawn and garden care
- Hobbies and crafts
- Automotive maintenance
- Health and beauty aids





**Y**ou can reduce the amount of potentially hazardous products in your home and eliminate what you throw away by following these easy steps:

### 1. BEFORE YOU BUY:


- Read the labels and be aware of what they mean.
- Watch for products that contain these label signal words which may indicate a need for special handling or disposal:

CAUTION	CORROSIVE
DANGER	EXPLOSIVE
FLAMMABLE	POISON
TOXIC	VOLATILE
WARNING	

- Select a product suited for the job at hand.
- Buy only what you can use entirely.

### 2. AFTER YOU BUY:

- Read the labels carefully and follow directions for use.
- Use the recommended amounts; more is not necessarily better.



- Store properly and keep in original container with readable labels.

- Use child-resistant closures and keep them on tightly.


- Share what you can't use with a friend or neighbor.

- Recycle products like motor oil, antifreeze and automobile batteries.

- Recycle/Dispose of empty container properly.



If you have old household products with potentially hazardous ingredients or still have products left over after following the preceding directions, use this guide for safe disposal.



WHEN DISPOSED OF IMPROPERLY, HAZARDOUS WASTES CAN THREATEN OUR ENVIRONMENT, EVENTUALLY CONTAMINATING OUR GROUNDWATER, RIVERS AND GREAT LAKES.



# DISPOSAL GUIDE TO COMMON HOUSEHOLD HAZARDOUS WASTES

PULL OUT  
THIS SECTION  
AND SAVE!

## HOW TO USE THIS GUIDE

This guide contains disposal recommendations for many common household products with potentially hazardous ingredients. Remember, use up all the product whenever possible.

**R** **REUSE/RECYCLE** is the preferred option whenever possible. Automotive service centers may accept used motor oil, auto batteries, antifreeze and transmission fluid. Theater and art groups or housing organizations may be happy to receive leftover paint. Jewelers or hearing aid service stores may accept button batteries for recycling. Contact your local officials for recycling locations in your area. Finally, consider using up the product yourself.

**F** **FLUSH** down drain indicates that a product can be poured down the drain with plenty of water. Contact your wastewater officials before pouring to determine if this recommendation is suitable to your area. Some products cannot be broken down by the wastewater treatment process and are discharged untreated into lakes and rivers. If you have a septic system, only dispose of small quantities down the drain and dilute with lots of water first.

Place in **T** **TRASH** indicates that a product is suitable for landfill disposal. Generally speaking, empty containers can be thrown away. Liquids should never be disposed of in the trash. Some products are acceptable for landfill disposal if they are hardened or dried up. Contact your local officials before throwing any product of concern away.

**S** **SAVE** for collection indicates those products that should be saved for a house-hold hazardous waste collection. If you must wait for a collection program, store products safely in their original containers with

the labels intact and out of the reach of children. Contact your local officials to find out when and where a collection may be held in your area.



### KEY TO DISPOSAL SYMBOLS

- F** = Flush down drain  
(if connected to sanitary sewer)
- T** = Place in trash
- R** = Reuse/Recycle
- S** = Save for collection



## GARAGE & GARDEN

PRODUCT	FLUSH	TRASH	REUSE/ RECYCLE	SAVE FOR COLLECTION
Antifreeze			R	S
Auto battery			R	S
Brake fluid			R	S
Degreaser				S
Diesel fuel				S
Fertilizer, dry		T		
Fertilizer, with weed killer				S
Gasoline (Use approved safety container; keep away from flame, spark and heat.)				S
Kerosene				S
Motor oil (Do not mix motor oil with anything else.)			R	
Pesticides				S
Rat/rodent poison				S
Transmission fluid			R	
Weed killer				S
Windshield wiper fluid	F			



**PULL OUT  
THIS SECTION  
AND SAVE!**

### COMMON REUSABLE WASTES AND THEIR RECIPI- ENTS

#### Leftover paint


Paint exchanges, paint stores, community service groups, church groups, painting contractors, shelters, theater groups, sign painters, neighbors or friends

#### Used oil

Service stations or other used oil recyclers

#### Automotive batteries

Battery recyclers, service stations



## HOME IMPROVEMENT/WORKSHOP

PRODUCT	FLUSH	TRASH	REUSE/ RECYCLE	SAVE FOR COLLECTION
Spackle, glaze		T		
Adhesive and glue, water-based		T		
Adhesive and glue, solvent-based* (Should be placed in trash only if hardened.)				S



\* Solvent-containing products include the words "flammable," "combustible" or "contains petroleum distillates" on the label.



## BATHROOM

PRODUCT*	FLUSH	TRASH	REUSE/ RECYCLE	SAVE FOR COLLECTION
After-shave/perfume	F			
Cosmetics		T		
Depilatories	F			
Hair permanent lotions	F			
Nail polish, hardened		T		
Nail polish remover				S
Prescription medicines (Chemotherapy drugs and antineoplastic medicines should be returned to dispensing clinic)	F			
Syringes (Store in rigid, puncture-resistant, leak-proof container; seal prior to disposal.)		T		



### QUESTIONS ABOUT DISPOSAL?

#### Minnesota

WLSSD Garbage Hotline  
218-722-0761

#### Wisconsin

Municipal or county waste  
management authority

#### Michigan

Environmental Services Division  
517-335-1178

#### Illinois

Illinois E.P.A.  
217-785-8604

#### Indiana

Dept. of Environmental  
Management  
219-881-6712

## CLEANERS

PRODUCT*	FLUSH	TRASH	REUSE/ RECYCLE	SAVE FOR COLLECTION
Ammonia-based**	F			
Bleach-based**	F			
Disinfectant	F			
Drain cleaner*				S
Floor wax/stripper*				S
Furniture polish*				S
Glass cleaner	F			
Metal cleaner				S
Oven cleaner*				S
Spot remover*				S
Toilet bowl cleaner	F			

















\* Not all types of these products need to be saved for collection. Read labels carefully, and call your local official for disposal advice.

\*\* Never mix bleach and ammonia. A toxic gas may result.


#31445702



## HOME IMPROVEMENT/WORKSHOP CONT.

PRODUCT	FLUSH	TRASH	REUSE/ RECYCLE	SAVE FOR COLLECTION
Paint or primer, latex - without lead or mercury				
Paint or primer, latex - with lead or mercury*				
Paint or primer, oil-based				
Paint thinner				
Paint remover and stripper				
Putty, grout, caulk				
Rust remover				
Stain and varnish				
Wood preservative				

Note: (Empty cans and/or dried paint without lead in it can go in trash)



## MISCELLANEOUS

PRODUCT	FLUSH	TRASH	REUSE/ RECYCLE	SAVE FOR COLLECTION
Ammunition (Contact law enforcement for proper disposal in your area.)				
Artist and hobby paint*				
Batteries, alkaline (low mercury)				
Batteries, ni-cad or button				
Fabric dye, concentrated				
Fireworks (Soak in water until saturated, then place in trash.)				
Fluorescent tubes, bulbs & ballasts				
Moth balls				
Photography chemicals* (Contact your wastewater treatment facility)				
Swimming pool & hot tub chemicals*				
Smoke detector (take out battery)*				
Thermometer, mercury				

Keep this chart near your garbage can for easy reference. Make copies for your family and friends! For more information, contact your county Environmental Health, Public Health or Solid Waste department.

\*Check with local officials on procedures for disposal.




# STORING HAZARDOUS HOUSEHOLD PRODUCTS



**S**ince you generally store hazardous materials — for months or even years — **before** they are used up or transported to a collection site, it's important to follow the storage guidelines below. Improper storage can be a safety hazard or turn usable products into waste.


- Follow all directions on the container. If the directions appear suspiciously out of date, call the manufacturer.
- Store all chemicals out of reach of children and pets.
- Always keep products in their original containers. If the product is removed from its original container, label it with the name of the product and the date you first stored the product in that container. Also include the name and phone number of the manufacturer and directions for safe use, storage and disposal. Never use food or beverage containers as replacement containers. Ensure the container is child-resistant.
- Never mix different household chemicals. Doing so could make the mixtures unrecyclable or even dangerous. For example, mixing chlorine bleach with ammonia or vinegar can create toxic fumes.
- Store all hazardous products out of the sun, in tightly sealed containers, and away from heat, sparks and flames, including pilot lights.



- Never smoke or eat while handling hazardous materials.
- Never store products with hazardous ingredients in food or beverage containers. Also, never store these products in the same area as food.
- Keep containers dry to avoid rusting.
- Keep products from freezing. Never store in an unheated garage during the winter. An exception to this is products labeled "Flammable" or "Combustible." They may be stored in an unheated garage during the winter.
- Never store gasoline or other fuels indoors.
- If the product container is deteriorating, place the entire container in a plastic bucket. Surround it with a nonflammable absorbent, such as kitty litter, vermiculite or floor dry, to absorb spills. Label the outside of the container as indicated above.



# USING YOUR STATE'S COLLECTION PROGRAM



**S**uccessful collection efforts in many cities have helped officials protect their community's water supply from hazardous waste contamination. Many communities can collect thousands of pounds of hazardous materials in just a one- or two-day effort. Your community hazardous waste program may also help you find a place that will take your waste and reuse or recycle it.

## ILLINOIS

Only one Illinois community, Naperville, has a household waste collection program. The Illinois Environmental Protection Agency sponsors a household hazardous waste collection program in the spring and fall. Localities need to apply to the Illinois Environmental Protection Agency (EPA) to have pick ups in their area.

### CONTACT:

**Illinois Environmental Protection Agency  
Solid Waste Management Section**  
2200 Churchill Rd. #24  
P.O. Box 19276  
Springfield, IL 62794-9276  
217-785-8604

## INDIANA

Local household hazardous waste collection efforts are being established in Lake, St. Joseph, Elkhart and Allen counties. For further information, call your local health department or the Indiana Dept. of Environmental Management.

### CONTACT:

**Indiana Department of  
Environmental Management**  
Northwest Regional Office  
Room 418, 504 N. Broadway  
Gary, IN 46402  
219-881-6712

## MICHIGAN

Collection sites are available across Michigan. In the Lake Superior and Lake Michigan basins, look for collection sites in Dickinson, Marquette, Berrien, Emmet, Grand Traverse and Ottawa counties. **Contact local county officials for more information.**

## MINNESOTA

The **Western Lake Superior Sanitary District** (WLSSD) in cooperation with the MPCA, operates a household hazardous waste collection program at its waterfront facility at 27th Avenue West in Duluth. **Call 218-722-0761 for more information.**

Northern St. Louis and Cook County residents can utilize annual local hazardous waste collection programs sponsored by their counties, WLSSD and the Minnesota Pollution Control Agency.

Lake County has a local facility. Call 218-834-8380.

Carlton County has a local facility open May - October. Call for an appointment.

**Contact local county officials for more information.**

## WISCONSIN

Some Wisconsin communities hold periodic household hazardous waste "Clean Sweeps" and a few have or are considering establishing permanent household hazardous waste collection programs.

Contact your municipal or county waste management authority to determine if "Clean Sweeps" are available in your community.

Wisconsin also has a small (\$150,000 Clean Sweep) grant program that can provide up to \$15,000 to communities to help them set up a Clean Sweep program. A 25% cost sharing is required.

**For information on this grant program**

**Contact the WI DNR District Clean Sweep  
Grant Manager at 608-267-7515.**

## REGIONAL

The U.S. Environmental Protection Agency can assist states and local government in setting up collection programs.

### CONTACT:

**U.S. Environmental Protection Agency**  
Office of Solid Waste  
77 W. Jackson Blvd.  
Chicago, IL 60604  
312-886-3584



DEVELOPED WITH A GRANT FROM THE U.S. ENVIRONMENTAL PROTECTION AGENCY

A joint program of the Minnesota Pollution Control Agency, Wisconsin Department of Natural Resources, Michigan Department of Natural Resources, Illinois Environmental Protection Agency, and the Indiana Department of Environmental Management.