EPA-650/2-75-021

February 1975

Environmental Protection Technology Series

DISTRIBUTIONS OF INDUSTRIAL AND COMMERCIAL-INSTITUTIONAL EXTERNAL COMBUSTION BOILERS

Office of Research and Development
U.S. Environmental Protection Agency
Washington, DC 20460

EPA-650/2-75-021

DISTRIBUTIONS OF INDUSTRIAL AND COMMERCIAL-INSTITUTIONAL EXTERNAL COMBUSTION BOILERS

by

Richard E. Paddock and Douglas C. McMann

Research Triangle Institute
P.O. Box 12194
Research Triangle Park, N. C. 27709

Contract No. 68-02-1325, Task 5
ROAP No. 21ADE-029
Program Element No. 1AB013

EPA Project Officer: Charles Chatlynne

Control Systems Laboratory
National Environmental Research Center
Research Triangle Park, N. C. 27711

Prepared for

U.S. ENVIRONMENTAL PROTECTION AGENCY
OFFICE OF RESEARCH AND DEVELOPMENT
WASHINGTON, D. C. 20460

February 1975

EPA REVIEW NOTICE

This report has been reviewed by the National Environmental Research Center - Research Triangle Park, Office of Research and Development, EPA, and approved for publication. Approval does not signify that the contents necessarily reflect the views and policies of the Environmental Protection Agency, nor does mention of trade names or commercial products constitute endorsement or recommendation for use.

RESEARCH REPORTING SERIES

Research reports of the Office of Research and Development, U.S. Environmental Protection Agency, have been grouped into series. These broad categories were established to facilitate further development and application of environmental technology. Elimination of traditional grouping was consciously planned to foster technology transfer and maximum interface in related fields. These series are:

1. ENVIRONMENTAL HEALTH EFFECTS RESEARCH
2. ENVIRONMENTAL PROTECTION TECHNOLOGY
3. ECOLOGICAL RESEARCH
4. ENVIRONMENTAL MONITORING
5. SOCIOECONOMIC ENVIRONMENTAL STUDIES
6. SCIENTIFIC AND TECHNICAL ASSESSMENT REPORTS
9. MISCELLANEOUS

This report has been assigned to the ENVIRONMENTAL PROTECTION TECHNOLOGY series. This series describes research performed to develop and demonstrate instrumentation, equipment and methodology to repair or prevent environmental degradation from point and non-point sources of pollution. This work provides the new or improved technology required for the control and treatment of pollution sources to meet environmental quality standards.

This document is available to the public for sale through the National Technical Information Service, Springfield, Virginia 22161.

TABLE OF CONTENTS

	Page Number
ABSTRACT	v
A. OVERVIEW	1
B. JOINT DISTRIBUTIONS BY CAPACITY AND LOAD FACTOR . . .	3
C. JOINT DISTRIBUTIONS BY CAPACITY AND STACK HEIGHT . .	4
D. JOINT DISTRIBUTIONS BY CAPACITY AND FUEL SULFUR CONTENT	4
E. MARGINALS AND CUMULATIVE MARGINALS	5
F. GRAPHICAL DISPLAYS OF DATA	7
G. KEYS TO USE OF TABLES AND GRAPHS	8
APPENDICES	
A. TABLES	15
B. FLOWCHART AND PROGRAM LISTINGS	433

ABSTRACT

This is a study of some characteristics of commercial-institutional and industrial external combustion boilers. The results of the study are presented as tables of joint distributions within various boiler, plant, stack, and fuel characteristics along with marginals and cumulative marginals and some descriptive graphs. Data were provided from EPA's National Emissions Data System (NEDS) data base.

Preceding the distributions and marginals, there is a description of the method of their production; following the distributions are a logical flow chart and listings of the computer programs which produced the distributions and graphs.

DISTRIBUTIONS OF COMMERCIAL-INSTITUTIONAL AND INDUSTRIAL EXTERNAL COMBUSTION BOILERS

A. OVERVIEW

In this study, the goal was to produce various joint distributions of individual boilers and total plants in capacity ranges so that further studies could be undertaken, if desired. The following joint distributions and their marginals were produced separately:

1. Number of boilers within boiler capacity and load factor;
2. Number of plants within plant capacity and load factor;
3. Total boiler capacity within boiler capacity and load factor;
4. Total plant capacity within plant capacity and load factor;
5. Number of boilers per plant within plant capacity and load factor;
6. Number of stacks within stack height and total capacity served;
7. Number of boilers within boiler capacity and boiler fuel sulfur content;
8. Number of plants within plant capacity and plant fuel sulfur content;

9. Total boiler capacity within boiler capacity and boiler fuel sulfur content;
10. Total plant capacity within plant capacity and plant fuel sulfur content;
11. Total sulfur emitted within boiler capacity and boiler fuel sulfur content;
12. Total sulfur emitted within plant capacity and plant fuel sulfur content;
13. Total fuel used within boiler capacity and boiler fuel sulfur content;
14. Total fuel used within plant capacity and plant fuel sulfur content.

These distributions were produced from the National Emissions Data System (NEDS) data supplied by the Environmental Protection Agency (EPA). Data were selected by Source Classification Code (SCC) 103xxxxx for Commercial-Institutional External Combustion Boilers and 102xxxxx for Industrial External Combustion Boilers.

The joint distributions are presented in the Appendix along with selected graphical displays. They have been compiled separately for Industrial Boilers and the Commercial-Institutional Boilers. Furthermore, the distributions are shown for all fuels, all coal fuels (SCC fuels 001, 002, and 003), all oil fuels (SCC fuels 004 and 005), and all gaseous fuels (SCC fuels 006, 007, and 010).

Discussions of the factors involved in calculating each of the distribution types are presented in Sections B-D; the marginals of the tables are discussed in Section E; the graphs accompanying the distribution tables are discussed in Section F; and a key to easy use of the tables and

graphs is given in Section G. The tables themselves are in Appendix A, while Appendix B contains a logic flowchart of the computer programs used along with listings of the three programs themselves.

B. JOINT DISTRIBUTIONS BY CAPACITY AND LOAD FACTOR

This type of distribution was used in distribution numbers 1-5 as listed in Section A. The NEDS data include entries for nominal boiler capacity in 10^6 Btu/hour for each boiler, amount of fuel used by type in the reported year, and fuel heat content for each fuel type in 10^6 Btu. Load factor is given by

$$\frac{\text{(Annual Fuel Used)(Heat Content)}}{\text{(8760)(Reported Hourly Capacity)}}$$

where 8760 is the number of hours per year. If the reported capacity was zero or missing, a load factor of zero was assumed. For boilers with more than one fuel, all applicable fuels used were summed before calculating an overall load factor. For example, if a boiler was reported as using anthracite coal, bituminous coal, and distillate oil, for the "all fuel distribution," all three contributions were summed; for the "all coal distribution," both coal contributions only were summed; for the "all oil distribution," only the distillate oil contribution was included; and the boiler would be entirely omitted from the "all gas distribution." For number of boilers (distribution #1), a count would then be entered in the appropriate table cell, as defined by load factor and boiler capacity. For boiler capacity (distribution #3), the reported capacity would be added to the appropriate table cell. For plant capacity and plant load factor, all boilers reported within the plant using applicable fuel(s) were summed to calculate the capacity, and all applicable fuel(s) used were summed before being divided by 8760 and the

plant capacity to determine plant load factor. In addition, a separate tally of number of boilers was made under the plant load factor and plant capacity entry; when all data had been processed and entered in the tables, the number of boilers accumulated in each cell was divided by the number of plants in the corresponding cell of distribution #2 to produce an average number of boilers per plant (distribution #5).

C. JOINT DISTRIBUTIONS BY CAPACITY AND STACK HEIGHT

In this distribution, the stack was identified by code and the total capacity it "served" or vented was summed in order to determine the cell in which the count was placed. In some cases, the data indicated that one "stack" identity code was reported with different heights for different boilers within a plant; in these cases, each different stack height was assumed to identify a different stack. This is distribution #6.

D. JOINT DISTRIBUTIONS BY CAPACITY AND FUEL SULFUR CONTENT

In these distributions, capacities for boilers and plants were handled exactly as for the distributions described in Section B. Fuel sulfur content for each fuel is reported as a weight percent. When a boiler had multiple fuels or a plant had more than one fuel, however, it was necessary to calculate an average fuel sulfur content. This was done by multiplying the total amount of each applicable fuel used (in Btu equivalents) by its reported weight percent, summing the resultant products and dividing the sum by the sum of fuel used. The resulting weighted average sulfur content was then used to assign a table cell along with the appropriate capacity. Boiler and plant counts and capacities were added to the selected table cells as described in Section B for distributions 7-10. Total sulfur emitted in tons was calculated by converting reported NEDS fuel used to a weight value for liquid and gaseous fuels and multiplying by the fractional sulfur content reported. The results

were added to appropriate table cells to give distributions 11 and 12. Total fuel used by appropriate type was calculated as 10^{12} Btu for the reported year and summed into the appropriate table cell to produce distributions 13 and 14.

E. MARGINALS AND CUMULATIVE MARGINALS

The marginals and cumulative marginals of these tables are intended to be useful sums allowing quick analysis of the distribution. For that reason, and because of the definition of "reliability" of data by its position in the table, as discussed below, several "marginals" have been produced for joint distributions involving load factor (distributions 1-5), and fewer for the rest.

1. Joint Distributions Involving Load Factor

The column labeled "Total < 1.00" by load factor is a column of row totals for all data for plants or boilers with load factors below 1.00. The column labeled "Row Total" is for all plants or boilers. The column labeled "Cumtot < 1.00" is only for those data that were considered "reliable" — load factors less than one but <u>greater than zero</u>, and capacities <u>greater than zero</u>. Load factors of zero (no reported capacity or no reported fuel use), capacities of zero (missing data), and load factors greater than or equal to unity (incompatible fuel use/capacity reported) were assumed to result from data reporting errors for the purpose of preparing this column. The "Cumtot All" column contains a cumulative total, row by row, of all data for all capacities greater than zero and all load factors.

The row labeled "Column Totals" contains the total for each of the columns for which a value appears. (It is meaningless to produce a column total of a cumulative total.) The row labeled "Cumul. Total" begins with a zero under the "Load Factor = 0." column because those are considered unreliable data, but contains cumulative totals of all subsequent columns except for the marginals.

It should be noted here that "reliable data" capacity totals for plants for the distributions may be higher in some cases than those for boilers because the capacities for boilers with zero reported fuel used were included with the plant, and if <u>any</u> boiler in a plant reports fuel use, the calculated load factor is non-zero for the plant, making it "reliable" data under our definition.

2. Joint Distribution Involving Stack Height

In Distribution #6 both zero capacity for a stack and zero stack height are considered "unreliable" data. However, there is no upper limit to stack height, and therefore, a smaller set of marginals and cumulative marginals has been provided than for joint distributions involving load factor. These are: the row total column and column total row, both of which include all data; the cumulative total column, which omits all entries for capacity equal to zero; and the cumulative total row, which omits all entries for stack height equal to zero.

3. Joint Distributions Involving Fuel Percent Sulfur

All table entries and marginals in these data are considered as "reliable" data, since no a priori criteria such as "0 percent sulfur" are available to guide selection of data as "unreliable." The row total marginals are therefore simpler, and consist only of a column of row totals for all data, and a column of cumulative totals down the rows. Similarly, there are rows of column totals and cumulative totals across the columns.

F. GRAPHICAL DISPLAYS OF DATA

Various graphical displays have been provided in order to give a quick overview of the data. Accompanying each set of tables are plots of the marginals and cumulative marginals as percents by load factor or percent sulfur, as appropriate. The plotting of the marginals is done with a variable percentage scale in order to give maximum definition. Cumulative marginals are on a 0 to 100 percent scale.

Each set of tables that includes joint distributions 1-4 is accompanied by a plot of cumulative percent capacity of boilers and plants versus capacity and of cumulative number of boilers and plants versus capacity. In these plots, the capacity axis is logarithmic. These plots display only "reliable" data as defined by 0 < load factor < 1.0 for any boiler or plant included. Each fuel grouping has its own set of these plots, which include only boilers that use the type of fuel in question; however, a boiler which uses, for example, both oil and gas will be included in data for all fuels, all oil, and all gas plots, just as it appears in the joint distributions.

Joint distributions 5 and 6 do not have separate capacity plots included with them. Joint distributions of numbers of boilers per plant by plant capacity and plant load factor are associated with the type of plot described above, namely those for "reliable" data based on load factor range. Joint distributions of number of stacks by capacity served and stack height can be associated with the type of plot described below.

Joint distributions by capacity and fuel sulfur content have associated with them plots of cumulative percent of numbers of boilers and plants versus capacity and cumulative percent of boiler and plant capacity versus capacity, plotted on the same scale as the others described above. In these cases, however, all plants and boilers are counted, since all are assumed "reliable" for the purposes of these distributions. There are significant counts shown of boilers and plants that have either zero capacity or zero load factor but non-zero capacity, and these plots can be compared with the plots accompanying joint distributions by load factor to "see" the difference between all data and the data we defined as "reliable" by load factor value.

G. KEYS TO USE OF TABLES AND GRAPHS

The page indicators for the tables and graphs are intended to make it easy to find the particular joint distribution desired. Each page is identified by a four-character sequence $a_1a_2n_1 - n_2$ where a_i's are letters and n_i's are numbers. The pages are in ascending alphabetic sequence for the a_2's and ascending numeric sequence for the n_i's from left to right. The a_i's and n_i's have the following meanings:

a_1 = I for industrial boilers

a_1 = C for commercial-institutional boilers

a_2 = A for all fuels

a_2 = C for coal-fired boilers only

a_2 = G for gas-fired boilers only

a_2 = O for oil-fired boilers only

n_1 = 1 for number of boilers or plants by capacity and load factor

n_1 = 2 for capacity of boilers or plants by capacity and load factor

n_1 = 3 for number of boilers or plants by capacity and load factor

n_1 = 4 for capacity of boilers or plants by capacity and load factor

n_1 = 5 for sulfur emissions of boilers or plants by capacity and load factor

n_1 = 6 for fuel consumption of boilers or plants by capacity and load factor

n_1 = 7 for number of stacks by capacity and load factor

n_1 = 8 for number of boilers per plant by capacity and load factor

n_2 = 1 through 7 for n_1 = 1 through 6

n_2 = 1 through 2 for n_1 = 7 or 8.

Thus, page IC3-1 is industrial coal-fired boilers, number of boilers by boiler capacity and boiler load factor, and follows page IC2-7.

Figure 1 is a complete set of "CA1" pages reduced in size and showing key data entries and some additional explanation. Note that the joint distribution tables with keys are shown as one page each, but appear as <u>two</u> pages each in the Appendix.

Figure 1. Aid to Using the Tables and Graphs

NON-RELIABLE DATA

INCLUDING ONLY RELIABLE DATA

BOILER POPULATION DATA - COMMERCIAL INSTITUTIONAL BOILERS
BOILER CAPACITY BY BOILER LOAD FACTOR
ALL BOILERS AND ALL FUELS

TABLE ENTRIES ARE NUMBER OF BOILERS
WITHIN CAPACITY AND LOAD FACTOR RANGES

BOILER LOAD FACTORS

CAPACITY MLBS/HR	EQUAL 0.00	0.01- 0.09	0.10- 0.19	0.20- 0.29	0.30- 0.39	0.40- 0.49	0.50- 0.59	0.60- 0.69	0.70- 0.79
EQUAL 0	121	0	0	0	0	0	0	0	0
1- 10	79	299	351	224	91	44	49	24	16
11- 20	15	84	96	75	46	25	13	17	9
21- 30	13	48	80	51	29	19	14	4	1
31- 40	6	22	46	27	12	13	7	5	1
41- 50	7	21	27	25	15	8	7	5	2
51- 60	8	7	17	18	17	7	5	1	0
61- 70	1	14	15	16	12	4	0	4	1
71- 80	5	9	22	12	13	3	1	3	0
81- 90	1	8	9	3	3	1	2	0	1
91- 100	2	9	11	13	7	6	1	1	0
101- 200	3	18	33	23	12	11	4	1	1
201- 300	0	8	7	5	2	2	0	2	0
301- 400	0	3	6	1	3	0	0	0	0
401- 500	0	4	2	1	2	0	0	0	0
501- 600	0	3	0	2	1	0	0	0	0
601- 700	0	0	0	1	0	0	1	0	0
701- 800	0	0	0	0	0	0	0	0	0
801- 900	0	1	0	0	0	0	0	0	0
901- 1000	0	0	0	0	0	0	0	0	0
1001- 2000	0	1	1	0	0	0	0	0	0
2001- 3000	0	1	0	0	0	0	0	0	0
3001- 4000	0	0	0	0	0	0	0	0	0
4001- 5000	0	0	0	0	0	0	0	0	0
5001- 6000	0	0	0	0	0	0	0	0	0
6001- 7000	0	0	0	0	0	0	0	0	0
7001- 8000	0	0	0	0	0	0	0	0	0
8001- 9000	0	0	0	0	0	0	0	0	0
9001- 10000	0	0	0	0	0	0	0	0	0
10001-100000	0	0	0	0	0	0	0	0	0
COLUMN TOTALS	263	558	723	501	285	147	103	67	32
CUMUL. TOTALS	0	558	1281	1782	2067	2194	2297	2364	2396

CA1-1

BOILER POPULATION DATA - COMMERCIAL INSTITUTIONAL BOILERS
BOILER CAPACITY BY BOILER LOAD FACTOR AND CAPACITY
ALL BOILERS AND ALL FUELS

TABLE ENTRIES ARE NUMBER OF BOILERS
WITHIN CAPACITY AND LOAD FACTOR RANGES

BOILER LOAD FACTORS

CAPACITY MLBS/HR	0.80- 0.89	0.90- 0.99	TOTAL <1.00	EQUAL 1.00	ABOVE 1.00	ROW TOTAL	CUMTOT <1.00	CUMTOT ALL
EQUAL 0	0	0	121	0	200	321	0	0
1- 10	14	23	1218	0	96	1314	1218	1314
11- 20	8	12	400	0	13	413	1618	1727
21- 30	4	8	271	0	11	282	1889	2009
31- 40	4	3	146	0	10	156	2035	2165
41- 50	1	1	119	0	0	119	2154	2284
51- 60	0	1	81	0	5	86	2235	2370
61- 70	0	0	67	0	1	68	2302	2438
71- 80	1	0	69	0	0	69	2371	2507
81- 90	2	0	30	0	0	30	2401	2537
91- 100	1	2	55	0	2	57	2456	2594
101- 200	1	1	110	0	5	115	2566	2709
201- 300	0	0	26	0	0	26	2592	2735
301- 400	0	0	13	0	0	13	2605	2748
401- 500	0	0	9	0	2	11	2614	2759
501- 600	0	0	6	0	0	6	2620	2765
601- 700	0	0	1	0	0	1	2621	2766
701- 800	0	0	0	0	1	1	2621	2767
801- 900	0	0	1	0	0	1	2622	2768
901- 1000	0	0	0	0	0	0	2622	2768
1001- 2000	0	0	2	0	0	2	2624	2770
2001- 3000	0	0	1	0	0	1	2625	2771
3001- 4000	0	0	0	0	0	0	2625	2771
4001- 5000	0	0	0	0	0	0	2625	2771
5001- 6000	0	0	0	0	0	0	2625	2771
6001- 7000	0	0	0	0	0	0	2625	2771
7001- 8000	0	0	0	0	0	0	2625	2771
8001- 9000	0	0	0	0	0	0	2625	2771
9001- 10000	0	0	0	0	0	0	2625	2771
10001-100000	0	0	0	0	0	0	2625	2771
COLUMN TOTALS	36	51	2746	0	346	3092		
CUMUL. TOTALS	2432	2483	2483	2483	2829			

CA1-2

PLANT CAPACITY 10^6 Btu/hr

ZERO LOAD FACTOR

ZERO LOAD FACTOR NOT IN SUM

TOTAL PLANTS W/LOAD FACTOR <0.29 >0

TOTAL PLANTS W/LOAD FACTOR 0.40 TO 0.49 CAPACITY 401-500 MBtu/hr

TOTAL PLANTS W/LOAD FACTOR <1.00 & CAPACITY BETWEEN 301-400 MBtu/hr

TOTAL PLANTS W/LOAD FACTOR < 1.0 MINUS CAPACITY = 0

RELIABLE DATA TOTAL

BOILER POPULATION DATA - COMMERCIAL INSTITUTIONAL BOILERS
PLANT CAPACITY BY PLANT LOAD FACTOR
ALL BOILERS AND ALL FUELS

TABLE ENTRIES ARE NUMBER OF PLANTS
WITHIN CAPACITY AND LOAD FACTOR RANGES

PLANT LOAD FACTORS

CAPACITY MBTU*E7/HR	EQUAL 0.00	0.01- 0.09	0.10- 0.19	0.20- 0.29	0.30- 0.39	0.40- 0.49	0.50- 0.59	0.60- 0.69	0.70- 0.79	0.80- 0.89	0.90- 0.99	TOTAL <1.00	EQUAL 1.00	ABOVE 1.00	ROW TOTAL	CUMTOT <1.00	CUMTOT ALL
EQUAL 0	59	0	0	0	0	0	0	0	0	0	0	59	0	111	170	0	0
1- 10	20	214	182	91	36	27	20	10	7	5	12	624	0	58	682	624	682
11- 20	1	41	36	26	22	12	5	8	3	1	3	158	0	7	165	782	847
21- 30	1	25	42	16	16	5	7	4	2	2	3	123	0	9	132	905	979
31- 40	1	14	26	11	5	5	4	2	1	1	2	72	0	6	78	977	1057
41- 50	1	13	19	21	8	6	5	2	2	2	3	82	0	2	84	1059	1141
51- 60	0	9	11	18	6	2	8	2	0	1	1	58	0	0	59	1117	1200
61- 70	0	6	10	8	2	2	2	0	1	2	0	33	0	0	33	1148	1233
71- 80	2	3	15	5	1	0	1	2	1	0	0	30	0	0	30	1178	1263
81- 90	0	4	7	6	1	0	1	0	1	2	0	22	0	0	22	1200	1285
91- 100	0	1	6	8	7	0	1	1	0	1	1	26	0	1	27	1226	1312
101- 200	7	12	31	26	15	13	6	1	1	1	2	115	0	6	121	1341	1433
201- 300	2	5	14	13	7	3	0	0	0	0	0	44	0	0	44	1385	1477
301- 400	0	4	7	4	1	2	0	0	0	0	0	18	0	2	20	1403	1497
401- 500	1	3	4	4	4	1	1	0	0	0	0	18	0	0	18	1421	1515
501- 600	0	2	0	1	1	0	0	0	0	0	0	4	0	0	4	1425	1519
601- 700	0	0	1	3	1	1	1	0	0	0	0	7	0	0	7	1432	1526
701- 800	0	0	1	0	2	0	1	0	0	0	0	4	0	0	4	1436	1530
801- 900	0	1	1	1	0	0	0	0	0	0	0	3	0	0	3	1439	1533
901- 1000	0	0	1	0	0	0	0	0	0	0	0	1	0	1	2	1440	1535
1001- 2000	0	2	3	0	0	0	0	0	0	0	0	5	0	0	5	1445	1540
2001- 3000	0	1	0	0	0	0	0	0	0	0	0	1	0	0	1	1446	1541
3001- 4000	0	0	0	0	0	0	0	0	0	0	0	0	0	0	0	1446	1541
4001- 5000	0	0	0	0	0	0	0	0	0	0	0	0	0	0	0	1446	1541
5001- 6000	0	0	0	0	0	0	0	0	0	0	0	0	0	0	0	1446	1541
6001- 7000	0	0	0	0	0	0	0	0	0	0	0	0	0	0	0	1446	1541
7001- 8000	0	0	0	0	0	0	0	0	0	0	0	0	0	0	0	1446	1541
8001- 9000	0	0	0	0	0	0	0	0	0	0	0	0	0	0	0	1446	1541
9001- 10000	0	0	0	0	0	0	0	0	0	0	0	0	0	0	0	1446	1541
10001-20000	0	0	0	0	0	0	0	0	0	0	0	0	0	0	0	1446	1541
20001- 30000	0	0	0	0	0	0	0	0	0	0	0	0	0	0	0	1446	1541
30001- 40000	0	0	0	0	0	0	0	0	0	0	0	0	0	0	0	1446	1541
40001- 50000	0	0	0	0	0	0	0	0	0	0	0	0	0	0	0	1446	1541
50001-100000	0	0	0	0	0	0	0	0	0	0	0	0	0	0	0	1446	1541
COLUMN TOTALS	95	360	417	260	135	79	63	32	19	15	27	1505	0	206	1711		
CUMUL. TOTALS	0	360	777	1037	1172	1251	1314	1346	1365	1383	1410	1410	1410	1616			

CA1-3

BOILER POPULATION DATA - COMMERCIAL INSTITUTIONAL BOILERS
PLANT CAPACITY BY PLANT LOAD FACTOR
ALL BOILERS AND ALL FUELS

TABLE ENTRIES ARE NUMBER OF PLANTS
WITHIN CAPACITY AND LOAD FACTOR RANGES

PLANT LOAD FACTORS

CA1-4

Figure 1. (Continued)

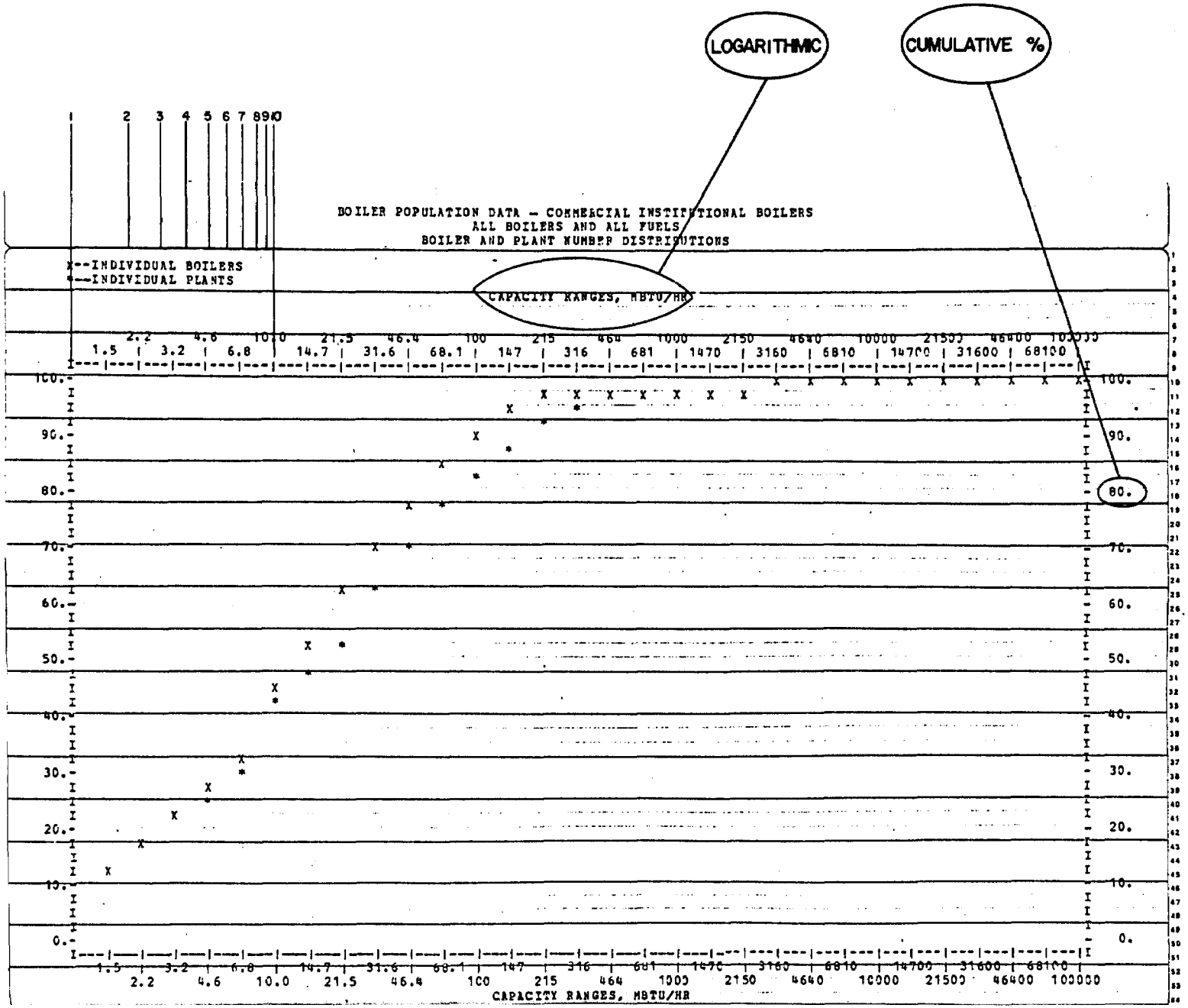

Figure 1. (Continued)

BOILER POPULATION DATA - COMMERCIAL INSTITUTIONAL BOILERS
ALL BOILERS AND ALL FUELS
LOAD FACTOR DENSITIES

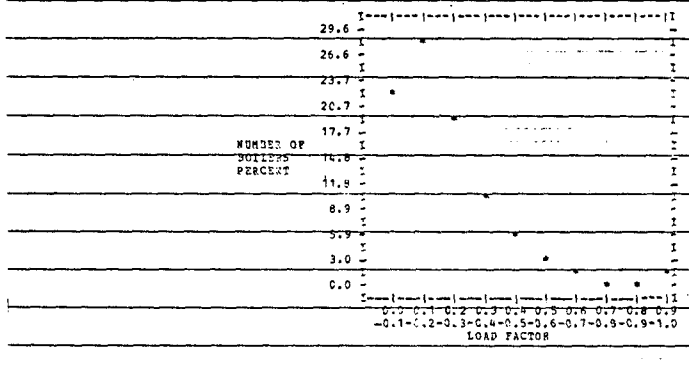

BOILER POPULATION DATA - COMMERCIAL INSTITUTIONAL BOILERS
ALL BOILERS AND ALL FUELS
LOAD FACTORS



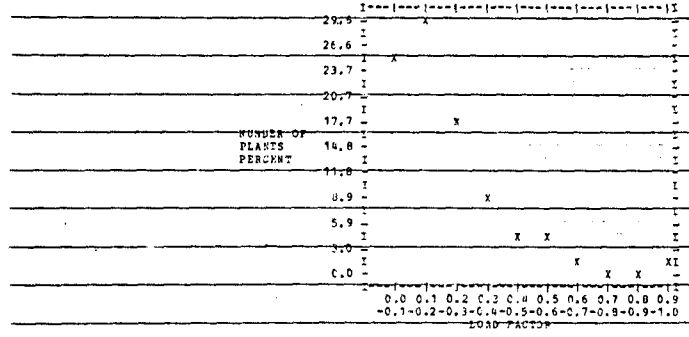



NUMBER OF BOILERS (ALL DATA) = 3092 NUMBER OF BOILERS (RELIABLE DATA) = 2483
NUMBER OF PLANTS (ALL DATA) = 1711 NUMBER OF PLANTS (RELIABLE DATA) = 1410

CA1-7

NUMBER OF BOILERS (ALL DATA) = 3092 NUMBER OF BOILERS (RELIABLE DATA) = 2483
NUMBER OF PLANTS (ALL DATA) = 1711 NUMBER OF PLANTS (RELIABLE DATA) = 1410

CA1-6

APPENDIX A

(Tables)

BOILER POPULATION DATA - INDUSTRIAL BOILERS
BOILER CAPACITY BY BOILER LOAD FACTOR
ALL BOILERS AND ALL FUELS

TABLE ENTRIES ARE NUMBER OF BOILERS
WITHIN CAPACITY AND LOAD FACTOR RANGES

CAPACITY MBTU'S/HR	BOILER LOAD FACTORS EQUAL 0.00	0.01-0.09	0.10-0.19	0.20-0.29	0.30-0.39	0.40-0.49	0.50-0.59	0.60-0.69	0.70-0.79
EQUAL 0	1078	0	0	0	0	0	0	0	0
1- 10	247	268	389	381	221	215	136	96	99
11- 20	114	145	176	218	190	112	74	85	58
21- 30	76	69	113	168	112	96	70	50	41
31- 40	29	47	81	94	82	92	42	28	35
41- 50	36	52	61	69	80	54	32	34	39
51- 60	28	28	56	63	60	53	25	41	22
61- 70	13	29	33	61	31	27	22	26	23
71- 80	18	22	41	47	34	51	33	34	23
81- 90	8	21	37	38	22	34	16	30	4
91- 100	23	23	31	37	44	33	21	13	22
101- 200	51	91	112	146	157	143	89	119	95
201- 300	29	38	34	42	31	52	40	39	33
301- 400	7	24	18	20	14	15	18	20	15
401- 500	4	11	1	8	6	7	8	14	2
501- 600	4	12	2	7	8	1	7	1	6
601- 700	1	4	8	2	6	3	2	5	0
701- 800	14	3	1	0	0	0	1	5	3
801- 900	1	2	2	0	0	2	3	1	0
901- 1000	0	2	0	0	0	0	1	0	0
1001- 2000	0	9	7	5	2	0	5	1	3
2001- 3000	0	2	0	1	0	0	1	1	1
3001- 4000	0	3	0	0	0	0	0	0	1
4001- 5000	0	0	0	0	0	0	0	0	0
5001- 6000	0	0	0	0	0	0	0	1	0
6001- 7000	0	0	0	0	0	0	0	0	0
7001- 8000	0	0	0	0	0	0	0	0	0
8001- 9000	0	1	0	0	0	0	0	0	0
9001- 10000	0	0	0	0	0	0	0	0	0
10001-100000	0	0	0	0	0	0	0	0	0
COLUMN TOTALS	1781	906	1203	1407	1100	990	646	644	525
CUMUL. TOTALS	0	906	2109	3516	4616	5606	6252	6896	7421

BOILER POPULATION DATA - INDUSTRIAL BOILERS
BOILER CAPACITY BY BOILER LOAD FACTOR AND CAPACITY
ALL BOILERS AND ALL FUELS

TABLE ENTRIES ARE NUMBER OF BOILERS
WITHIN CAPACITY AND LOAD FACTOR RANGES

CAPACITY MBTU'S/HR	BOILER LOAD FACTORS 0.80-0.89	0.90-0.99	TOTAL <1.00	EQUAL 1.00	ABOVE 1.00	ROW TOTAL	CUMTOT <1.00	CUMTOT ALL
EQUAL 0	0	0	1078	0	610	1688	0	0
1- 10	81	84	2217	0	446	2663	2217	2663
11- 20	38	62	1272	0	163	1435	3489	4098
21- 30	38	27	860	0	100	960	4349	5058
31- 40	32	33	595	0	85	680	4944	5738
41- 50	31	22	510	0	86	596	5454	6334
51- 60	26	26	428	0	46	474	5882	6808
61- 70	17	20	302	0	34	336	6184	7144
71- 80	12	27	342	0	43	385	6526	7529
81- 90	10	14	234	0	20	254	6760	7783
91- 100	15	14	276	0	26	302	7036	8085
101- 200	102	73	1178	0	124	1302	8214	9387
201- 300	29	41	408	0	37	445	8622	9832
301- 400	13	24	188	0	17	205	8810	10037
401- 500	9	7	77	0	9	86	8887	10123
501- 600	9	2	59	0	3	62	8946	10185
601- 700	12	3	46	0	5	51	8992	10236
701- 800	3	1	31	0	2	33	9023	10269
801- 900	0	1	12	0	5	17	9035	10286
901- 1000	1	1	5	0	0	5	9040	10291
1001- 2000	7	3	42	0	4	46	9082	10337
2001- 3000	0	2	8	0	1	9	9090	10346
3001- 4000	0	0	4	0	1	5	9094	10351
4001- 5000	0	0	0	0	1	1	9094	10352
5001- 6000	0	0	1	0	0	1	9095	10353
6001- 7000	0	0	0	0	0	0	9095	10353
7001- 8000	0	0	0	0	0	0	9095	10353
8001- 9000	0	0	1	0	0	1	9096	10354
9001- 10000	0	0	0	0	1	1	9096	10355
10001-100000	0	0	0	0	0	0	9096	10355
COLUMN TOTALS	485	487	10174	0	1869	12043		
CUMUL. TOTALS	7906	8393	8393	8393	10262			

BOILER POPULATION DATA - INDUSTRIAL BOILERS
PLANT CAPACITY BY PLANT LOAD FACTOR
ALL BOILERS AND ALL FUELS

TABLE ENTRIES ARE NUMBER OF PLANTS
WITHIN CAPACITY AND LOAD FACTOR RANGES

CAPACITY MBTU'S/HR	PLANT LOAD FACTORS EQUAL 0.00	0.01- 0.09	0.10- 0.19	0.20- 0.29	0.30- 0.39	0.40- 0.49	0.50- 0.59	0.60- 0.69	0.70- 0.79
EQUAL 0	383	0	0	0	0	0	0	0	0
1- 10	71	144	196	183	93	109	72	39	46
11- 20	39	52	68	95	77	43	31	32	24
21- 30	26	26	66	72	41	33	28	21	13
31- 40	10	17	54	52	40	40	12	17	8
41- 50	10	15	37	37	37	28	17	14	13
51- 60	11	18	19	42	29	19	12	9	13
61- 70	5	13	21	16	21	16	14	9	4
71- 80	9	10	17	22	14	12	10	10	10
81- 90	4	5	20	16	8	12	10	7	3
91- 100	4	8	11	16	19	13	7	4	4
101- 200	28	35	65	79	67	69	48	44	22
201- 300	20	13	33	37	30	40	26	22	20
301- 400	5	16	11	38	21	18	15	12	6
401- 500	5	7	8	14	22	13	9	7	8
501- 600	4	5	6	10	11	9	8	9	2
601- 700	1	5	2	4	8	6	1	8	3
701- 800	2	3	0	4	6	5	1	3	3
801- 900	2	0	5	1	3	3	4	3	2
901- 1000	0	0	1	3	4	0	7	2	3
1001- 2000	4	13	5	10	6	7	13	8	14
2001- 3000	1	5	1	3	5	3	2	4	0
3001- 4000	0	1	0	1	1	0	2	0	1
4001- 5000	0	0	0	1	0	1	0	1	1
5001- 6000	0	0	0	0	0	0	0	2	1
6001- 7000	1	0	0	0	0	1	0	0	1
7001- 8000	0	1	0	0	0	0	0	0	0
8001- 9000	0	1	0	0	0	0	0	0	0
9001- 10000	0	0	0	1	0	0	0	0	0
10001- 20000	0	0	0	0	0	0	0	0	0
20001- 30000	0	0	0	0	0	0	0	0	0
30001- 40000	0	0	0	0	0	0	0	0	0
40001- 50000	0	0	0	0	0	0	0	0	0
50001-100000	0	0	0	0	0	0	0	0	0
COLUMN TOTALS	645	413	646	757	563	500	349	287	225
CUMUL. TOTALS	0	413	1059	1816	2379	2879	3228	3515	3740

BOILER POPULATION DATA - INDUSTRIAL BOILERS
PLANT CAPACITY BY PLANT LOAD FACTOR
ALL BOILERS AND ALL FUELS

TABLE ENTRIES ARE NUMBER OF PLANTS
WITHIN CAPACITY AND LOAD FACTOR RANGES

CAPACITY MBTU'S/HR	PLANT LOAD FACTORS 0.80-0.89	0.90-0.99	TOTAL <1.00	EQUAL 1.00	ABOVE 1.00	ROW TOTAL	CUMTOT <1.00	CUMTOT ALL
EQUAL 0	0	0	383	0	328	711	0	0
1- 10	36	23	1012	0	204	1216	1012	1216
11- 20	18	27	506	0	65	571	1518	1787
21- 30	14	11	351	0	43	394	1869	2181
31- 40	6	16	272	0	27	299	2141	2480
41- 50	5	7	220	0	25	245	2361	2725
51- 60	6	6	184	0	26	210	2545	2935
61- 70	6	7	132	0	14	146	2677	3081
71- 80	7	11	132	0	12	144	2809	3225
81- 90	3	1	89	0	11	100	2898	3325
91- 100	6	5	97	0	12	109	2995	3434
101- 200	28	19	504	0	63	567	3499	4001
201- 300	15	10	266	0	18	284	3765	4285
301- 400	9	10	161	0	14	175	3926	4460
401- 500	5	5	103	0	8	111	4029	4571
501- 600	7	3	74	0	9	83	4103	4654
601- 700	3	4	45	0	1	46	4148	4700
701- 800	2	4	33	0	6	39	4181	4739
801- 900	0	3	26	0	6	32	4207	4771
901- 1000	2	3	25	0	1	26	4232	4797
1001- 2000	14	10	104	0	11	115	4336	4912
2001- 3000	3	2	29	0	5	34	4365	4946
3001- 4000	1	1	8	0	1	9	4373	4955
4001- 5000	1	0	5	0	1	6	4378	4961
5001- 6000	0	0	3	0	0	3	4381	4964
6001- 7000	0	0	3	0	0	3	4384	4967
7001- 8000	1	0	2	0	0	2	4386	4969
8001- 9000	0	0	1	0	0	1	4387	4970
9001- 10000	0	0	1	0	1	2	4388	4972
10001- 20000	0	0	0	0	0	0	4388	4972
20001- 30000	0	0	0	0	0	0	4388	4972
30001- 40000	0	0	0	0	0	0	4388	4972
40001- 50000	0	0	0	0	0	0	4388	4972
50001-100000	0	0	0	0	0	0	4388	4972
COLUMN TOTALS	198	188	4771	0	912	5683		
CUMUL. TOTALS	3938	4126	4126	4126	5038			

BOILER POPULATION DATA - INDUSTRIAL BOILERS
ALL BOILERS AND ALL FUELS
BOILER AND PLANT NUMBER DISTRIBUTIONS

X--INDIVIDUAL BOILERS
*--INDIVIDUAL PLANTS

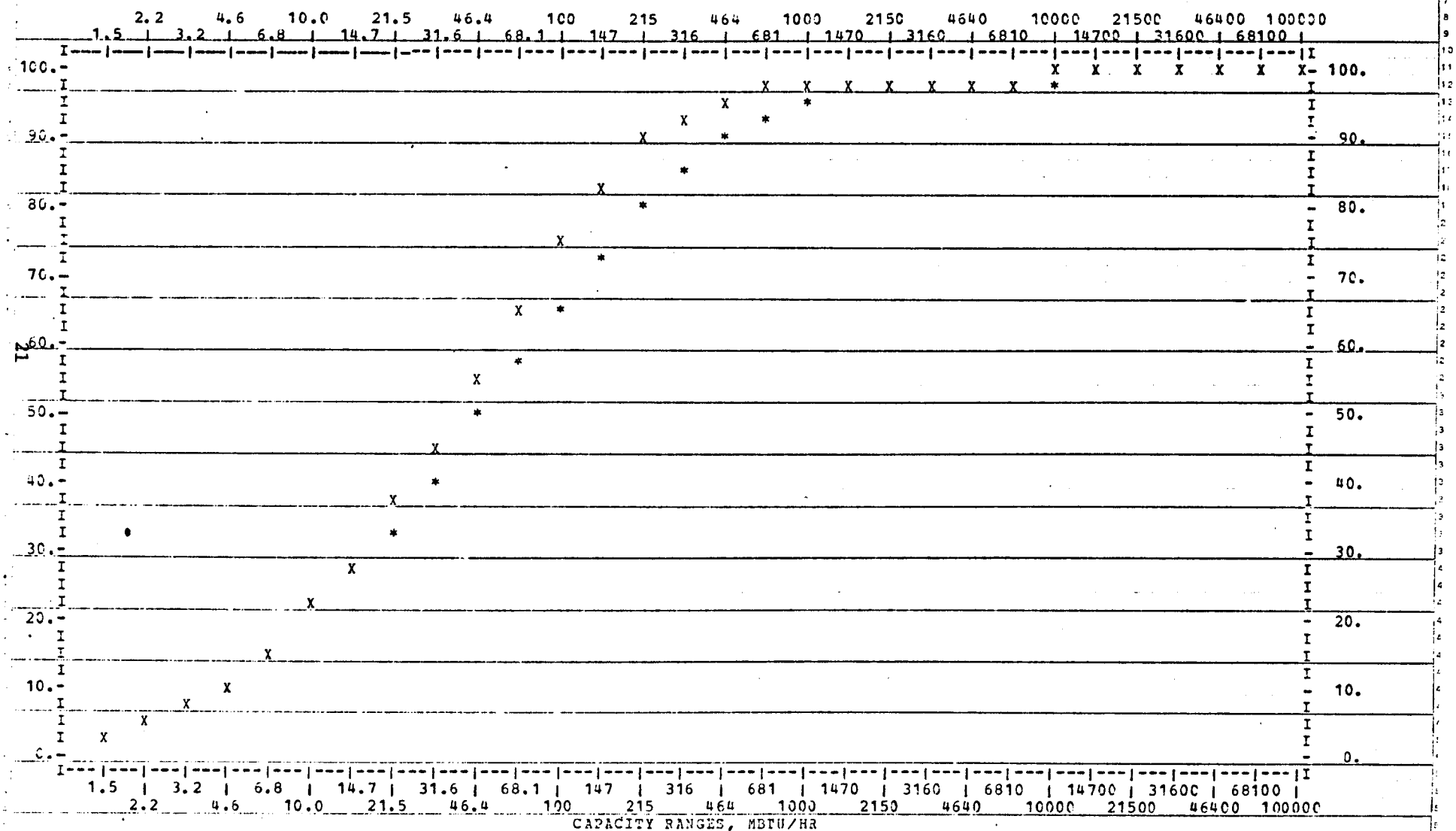

NUMBER OF BOILERS (ALL DATA) = 12043 NUMBER OF BOILERS (RELIABLE DATA) = 8393
NUMBER OF PLANTS (ALL DATA) = 5683 NUMBER OF PLANTS (RELIABLE DATA) = 4126

BOILER POPULATION DATA - INDUSTRIAL BOILERS
ALL BOILERS AND ALL FUELS
LOAD FACTORS

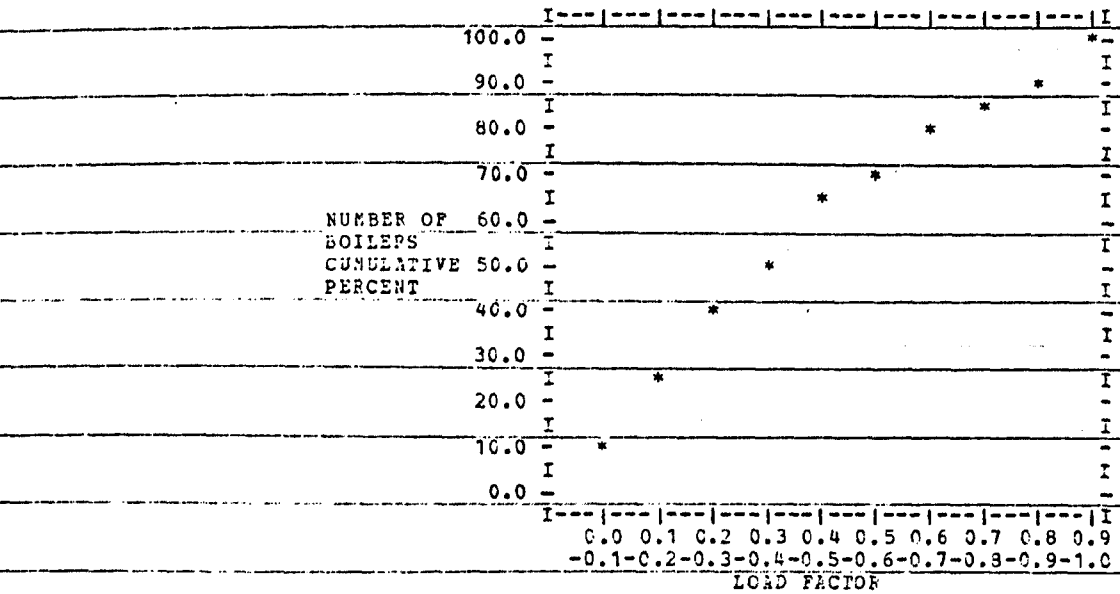

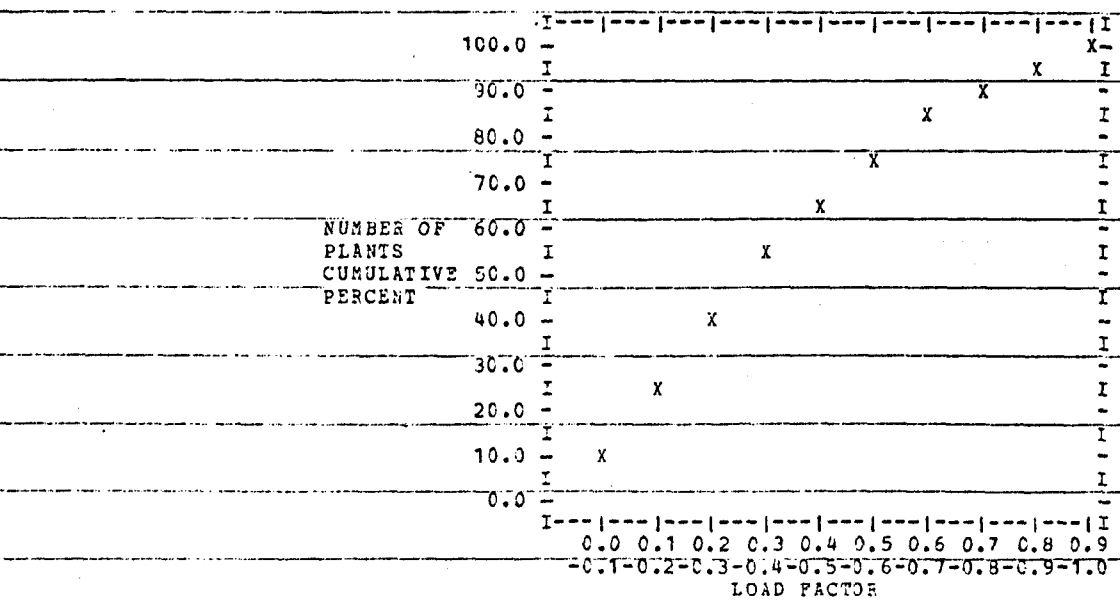

NUMBER OF BOILERS (ALL DATA) = 12043 NUMBER OF BOILERS (RELIABLE DATA) = 8393

LOAD FACTOR DENSITIES

NUMBER OF BOILERS (ALL DATA) = 12043 NUMBER OF BOILERS (RELIABLE DATA) = 8393

LOAD FACTOR DENSITIES

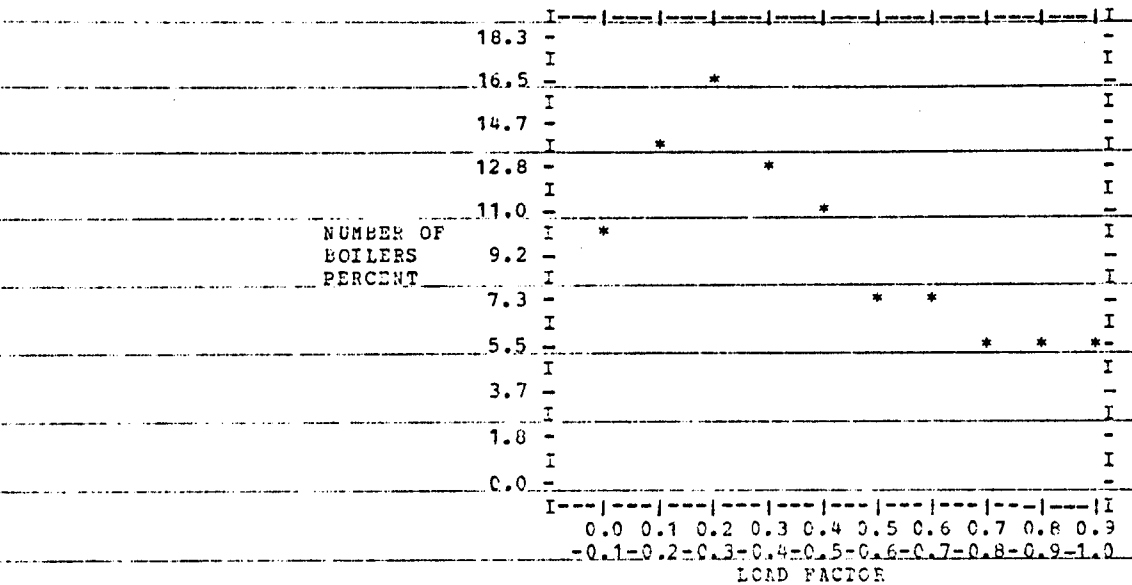

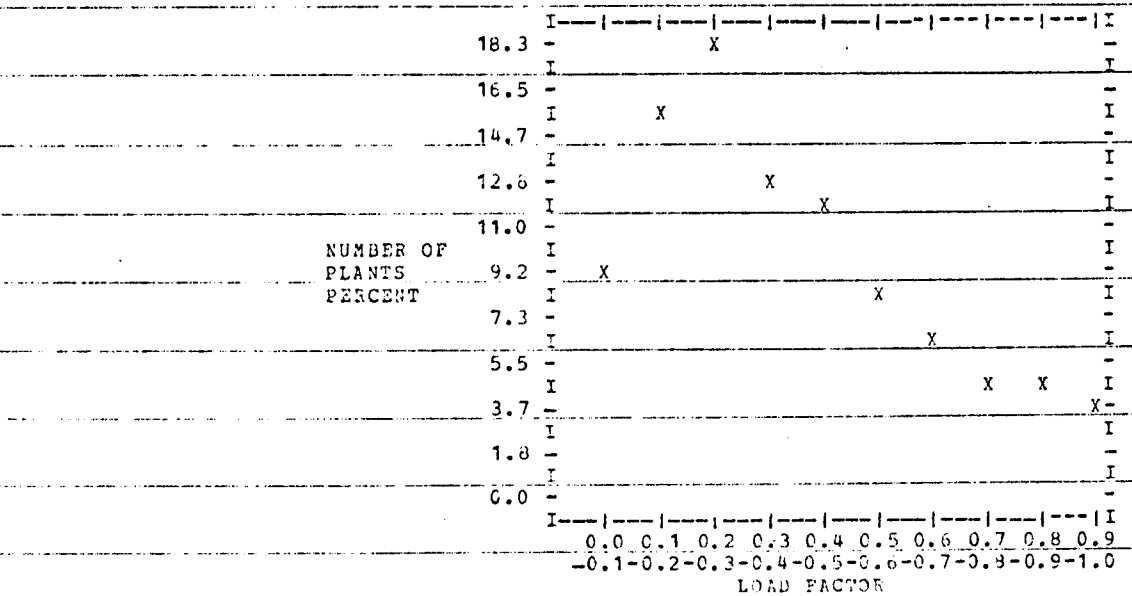

IA1-7

NUMBER OF BOILERS (ALL DATA) = 12043 NUMBER OF BOILERS (RELIABLE DATA) = 8393
NUMBER OF PLANTS (ALL DATA) = 5683 NUMBER OF PLANTS (RELIABLE DATA) = 4126

BOILER POPULATION DATA - INDUSTRIAL BOILERS
BOILER CAPACITY BY BOILER LOAD FACTOR AND CAPACITY
ALL BOILERS AND ALL FUELS

TABLE ENTRIES ARE TOTAL CAPACITY
WITHIN CAPACITY AND LOAD FACTOR RANGES

CAPACITY MBTU'S/HR		BOILER LOAD FACTORS EQUAL 0.00	0.01- 0.09	0.10- 0.19	0.20- 0.29	0.30- 0.39	0.40- 0.49	0.50- 0.59	0.60- 0.69	0.70- 0.79
EQUAL	0	0.	0.	0.	0.	0.	0.	0.	0.	0.
1-	10	1260.	1255.	1685.	1833.	1112.	1086.	753.	492.	536.
11-	20	1717.	2224.	2671.	3407.	2906.	1720.	1180.	1319.	873.
21-	30	1934.	1764.	2808.	4255.	2872.	2514.	1750.	1281.	1056.
31-	40	1056.	1711.	2694.	3431.	2928.	3358.	1541.	989.	1298.
41-	50	1664.	2447.	2848.	3214.	3712.	2501.	1482.	1570.	1840.
51-	60	1605.	1587.	3188.	3595.	3389.	3020.	1444.	2307.	1248.
61-	70	881.	1881.	2182.	4014.	2037.	1769.	1457.	1723.	1527.
71-	80	1376.	1668.	3133.	3578.	2598.	3900.	2488.	2561.	1759.
81-	90	702.	1798.	3186.	3267.	1853.	2936.	1388.	2598.	346.
91-	100	2230.	2213.	3038.	3631.	4289.	3192.	2054.	1275.	2151.
101-	200	7153.	13454.	15976.	20541.	22954.	20569.	13046.	18123.	13102.
201-	300	7165.	9659.	8205.	10655.	7680.	12599.	9803.	9663.	8567.
301-	400	2466.	8736.	6339.	7373.	5018.	4974.	6261.	6974.	5421.
401-	500	1745.	5093.	413.	3646.	2739.	3021.	3702.	6555.	916.
501-	600	2356.	6790.	1197.	3810.	4489.	510.	4003.	600.	3207.
601-	700	643.	2574.	5388.	1390.	3886.	1896.	1281.	3300.	0.
701-	800	10526.	2217.	800.	0.	0.	0.	740.	3794.	2350.
801-	900	850.	1752.	1614.	0.	0.	1755.	2556.	840.	0.
901-	1000	0.	1988.	0.	0.	0.	0.	930.	0.	0.
1001-	2000	0.	13507.	10109.	6966.	2926.	0.	6946.	1477.	4025.
2001-	3000	0.	4340.	0.	2220.	0.	0.	2140.	2590.	2581.
3001-	4000	0.	10620.	0.	0.	0.	0.	0.	0.	3017.
4001-	5000	0.	0.	0.	0.	0.	0.	0.	0.	0.
5001-	6000	0.	0.	0.	0.	0.	0.	0.	5068.	0.
6001-	7000	0.	0.	0.	0.	0.	0.	0.	0.	0.
7001-	8000	0.	0.	0.	0.	0.	0.	0.	0.	0.
8001-	9000	0.	8100.	0.	0.	0.	0.	0.	0.	0.
9001-	10000	0.	0.	0.	0.	0.	0.	0.	0.	0.
10001-	100000	0.	0.	0.	0.	0.	0.	0.	0.	0.
COLUMN TOTALS		47329.	107378.	77674.	90826.	77388.	71311.	66745.	75099.	55820.
CUMUL. TOTALS		0.	107378.	185052.	275878.	353266.	424577.	491322.	566421.	622241.

BOILER POPULATION DATA - INDUSTRIAL BOILERS
BOILER CAPACITY BY BOILER LOAD FACTOR AND CAPACITY
ALL BOILERS AND ALL FUELS

TABLE ENTRIES ARE TOTAL CAPACITY
WITHIN CAPACITY AND LOAD FACTOR RANGES

CAPACITY MBTU'S/HR	BOILER LOAD FACTORS 0.80-0.89	0.90-0.99	TOTAL <1.00	EQUAL 1.00	ABOVE 1.00	ROW TOTAL	CUMTOT <1.00	CUMTOT ALL
EQUAL 0	0.	0.	0.	0.	0.	0.	0.	0.
1- 10	428.	522.	10962.	0.	1861.	12823.	10962.	12823.
11- 20	573.	954.	19544.	0.	2530.	22074.	30506.	34897.
21- 30	1050.	688.	21972.	0.	2515.	24487.	52478.	59384.
31- 40	1196.	1206.	21608.	0.	3086.	24694.	74086.	84078.
41- 50	1475.	1022.	23775.	0.	3880.	27655.	97861.	111733.
51- 60	1487.	1518.	24388.	0.	2627.	27015.	122249.	138748.
61- 70	1119.	1333.	19923.	0.	2177.	22100.	142172.	160848.
71- 80	888.	2050.	25999.	0.	3255.	29254.	168171.	190102.
81- 90	877.	1215.	20166.	0.	1691.	21857.	188337.	211959.
91- 100	1466.	1362.	26901.	0.	2538.	29439.	215238.	241398.
101- 200	16110.	11036.	172064.	0.	17487.	189551.	387302.	430949.
201- 300	7087.	10352.	101226.	0.	9000.	110226.	488528.	541175.
301- 400	4471.	6441.	66474.	0.	6062.	72536.	555002.	613711.
401- 500	4156.	3240.	35226.	0.	4161.	39387.	590228.	653098.
501- 600	5174.	1077.	33213.	0.	1655.	34868.	623441.	687966.
601- 700	7623.	2022.	30003.	0.	3224.	33227.	653444.	721193.
701- 800	2239.	800.	23466.	0.	1507.	24973.	676910.	746166.
801- 900	0.	883.	10230.	0.	4364.	14594.	687140.	760760.
901- 1000	1000.	959.	4877.	0.	0.	4877.	692017.	765637.
1001- 2000	10263.	4843.	61062.	0.	4635.	65697.	753079.	831334.
2001- 3000	0.	5325.	19196.	0.	2090.	21286.	772275.	852620.
3001- 4000	0.	0.	13637.	0.	3210.	16847.	785912.	869467.
4001- 5000	0.	0.	0.	0.	4540.	4540.	785912.	874007.
5001- 6000	0.	0.	5068.	0.	0.	5068.	790980.	879075.
6001- 7000	0.	0.	0.	0.	0.	0.	790980.	879075.
7001- 8000	0.	0.	0.	0.	0.	0.	790980.	879075.
8001- 9000	0.	0.	8100.	0.	0.	8100.	799080.	887175.
9001- 10000	0.	0.	0.	0.	9900.	9900.	799080.	897075.
10001-100000	0.	0.	0.	0.	0.	0.	799080.	897075.
COLUMN TOTALS	68682.	60828.	799080.	0.	97995.	897075.		
CUMUL. TOTALS	690923.	751751.	751751.	751751.	849746.			

BOILER POPULATION DATA - INDUSTRIAL BOILERS
PLANT CAPACITY BY PLANT LOAD FACTOR AND CAPACITY
ALL BOILERS AND ALL FUELS

TABLE ENTRIES ARE TOTAL CAPACITY
WITHIN CAPACITY AND LOAD FACTOR RANGES

CAPACITY MBTU'S/HR		PLANT LOAD FACTORS EQUAL 0.00	0.01- 0.09	0.10- 0.19	0.20- 0.29	0.30- 0.39	0.40- 0.49	0.50- 0.59	0.60- 0.69	0.70- 0.79
EQUAL	0	0.	0.	0.	0.	0.	0.	0.	0.	0.
1-	10	330.	580.	843.	830.	446.	562.	404.	199.	234.
11-	20	602.	753.	1058.	1465.	1193.	653.	478.	511.	386.
21-	30	666.	660.	1653.	1830.	1053.	856.	709.	564.	316.
31-	40	341.	607.	1894.	1883.	1418.	1424.	434.	616.	299.
41-	50	457.	696.	1708.	1656.	1718.	1293.	763.	626.	616.
51-	60	604.	1013.	1059.	2382.	1650.	1082.	677.	525.	727.
61-	70	335.	842.	1388.	1053.	1374.	1072.	918.	585.	269.
71-	80	685.	754.	1302.	1660.	1075.	935.	770.	759.	749.
81-	90	343.	432.	1722.	1361.	690.	1034.	854.	595.	252.
91-	100	394.	778.	1066.	1556.	1625.	1261.	677.	387.	385.
101-	200	3801.	5046.	9280.	11308.	9607.	10234.	7008.	6598.	3135.
201-	300	4663.	3432.	8026.	9132.	7357.	10113.	6463.	5267.	5053.
301-	400	1744.	5496.	4007.	13374.	7246.	5321.	5265.	4284.	2005.
401-	500	2159.	3122.	3516.	6359.	9847.	5842.	4079.	3103.	3480.
501-	600	2270.	2757.	3269.	5478.	6310.	4913.	4462.	5022.	1126.
601-	700	650.	3300.	1301.	2615.	5179.	3893.	601.	5209.	2029.
701-	800	1566.	2282.	0.	3036.	4604.	3764.	735.	2370.	2392.
801-	900	1652.	0.	4164.	890.	2584.	2614.	3416.	2583.	1661.
901-	1000	0.	0.	975.	2949.	3728.	0.	6745.	1982.	2877.
1001-	2000	5206.	17313.	6422.	14034.	8740.	9010.	17389.	11125.	19066.
2001-	3000	2493.	12509.	2686.	8043.	13274.	6963.	4289.	9274.	0.
3001-	4000	0.	3020.	0.	3164.	3845.	0.	6859.	0.	3039.
4001-	5000	0.	0.	0.	4470.	0.	4537.	0.	4496.	4795.
5001-	6000	0.	0.	0.	0.	0.	0.	0.	10239.	5521.
6001-	7000	6615.	0.	0.	0.	0.	6502.	0.	0.	6623.
7001-	8000	0.	7710.	0.	0.	0.	0.	0.	0.	0.
8001-	9000	0.	8100.	0.	0.	0.	0.	0.	0.	0.
9001-	10000	0.	0.	0.	10000.	0.	0.	0.	0.	0.
10001-	20000	0.	0.	0.	0.	0.	0.	0.	0.	0.
20001-	30000	0.	0.	0.	0.	0.	0.	0.	0.	0.
30001-	40000	0.	0.	0.	0.	0.	0.	0.	0.	0.
40001-	50000	0.	0.	0.	0.	0.	0.	0.	0.	0.
50001-	100000	0.	0.	0.	0.	0.	0.	0.	0.	0.
COLUMN TOTALS		37576.	81208.	57341.	110528.	94763.	84893.	73995.	76899.	67035.
CUMUL. TOTALS		0.	81206.	138549.	249077.	343840.	428733.	502733.	579632.	646667.

BOILER POPULATION DATA - INDUSTRIAL BOILERS
PLANT CAPACITY BY PLANT LOAD FACTOR AND CAPACITY
ALL BOILERS AND ALL FUELS

TABLE ENTRIES ARE TOTAL CAPACITY
WITHIN CAPACITY AND LOAD FACTOR RANGES

CAPACITY MBTU'S/HR	PLANT LOAD FACTORS 0.80-0.89	0.90-0.99	TOTAL <1.00	EQUAL 1.00	ABOVE 1.00	ROW TOTAL	CUMTOT <1.00	CUMTOT ALL
EQUAL 0	0.	0.	0.	0.	0.	0.	0.	0.
1- 10	174.	112.	4714.	0.	824.	5538.	4714.	5538.
11- 20	269.	410.	7778.	0.	1039.	8817.	12492.	14355.
21- 30	367.	274.	8954.	0.	1079.	10033.	21446.	24388.
31- 40	218.	599.	9733.	0.	978.	10711.	31179.	35099.
41- 50	230.	311.	10074.	0.	1121.	11195.	41253.	46294.
51- 60	334.	337.	10390.	0.	1443.	11833.	51643.	58127.
61- 70	398.	460.	8694.	0.	924.	9618.	60337.	67745.
71- 80	524.	820.	10033.	0.	885.	10918.	70370.	78663.
81- 90	262.	85.	7630.	0.	926.	8556.	78000.	87219.
91- 100	591.	475.	9395.	0.	1170.	10565.	87395.	97784.
101- 200	4110.	2678.	72805.	0.	9120.	81925.	160200.	179709.
201- 300	3809.	2537.	65852.	0.	4312.	70164.	226052.	249873.
301- 400	3139.	3413.	56294.	0.	4854.	61148.	282346.	311021.
401- 500	2268.	2187.	45962.	0.	3603.	49565.	328308.	360586.
501- 600	3901.	1639.	41147.	0.	4999.	46146.	369455.	406732.
601- 700	2037.	2643.	29457.	0.	683.	30140.	398912.	436872.
701- 800	1488.	3043.	25300.	0.	4538.	29838.	424212.	466710.
801- 900	0.	2560.	22104.	0.	5210.	27314.	446316.	494024.
901- 1000	1882.	2854.	23992.	0.	923.	24915.	470308.	518939.
1001- 2000	18697.	14625.	141627.	0.	15554.	157181.	611935.	676120.
2001- 3000	7517.	5325.	72375.	0.	11498.	83873.	684310.	759993.
3001- 4000	3680.	3258.	26865.	0.	3772.	30637.	711175.	790630.
4001- 5000	5000.	0.	23296.	0.	4540.	27838.	734473.	818468.
5001- 6000	0.	0.	15760.	0.	0.	15760.	750233.	834228.
6001- 7000	0.	0.	19740.	0.	0.	19740.	769973.	853968.
7001- 8000	7397.	0.	15107.	0.	0.	15107.	785080.	869075.
8001- 9000	0.	0.	8100.	0.	0.	8100.	793180.	877175.
9001- 10000	0.	0.	10000.	0.	9900.	19900.	803180.	897075.
10001- 20000	0.	0.	0.	0.	0.	0.	803180.	897075.
20001- 30000	0.	0.	0.	0.	0.	0.	803180.	897075.
30001- 40000	0.	0.	0.	0.	0.	0.	803180.	897075.
40001- 50000	0.	0.	0.	0.	0.	0.	803180.	897075.
50001-100000	0.	0.	0.	0.	0.	0.	803180.	897075.
COLUMN TOTALS	68292.	50645.	803180.	0.	93895.	897075.		
CUMUL. TOTALS	714959.	765604.	765604.	765604.	859499.			

BOILER POPULATION DATA - INDUSTRIAL BOILERS
ALL BOILERS AND ALL FUELS
BOILER AND PLANT SIZE DISTRIBUTIONS

X--INDIVIDUAL BOILERS
*--PLANTS

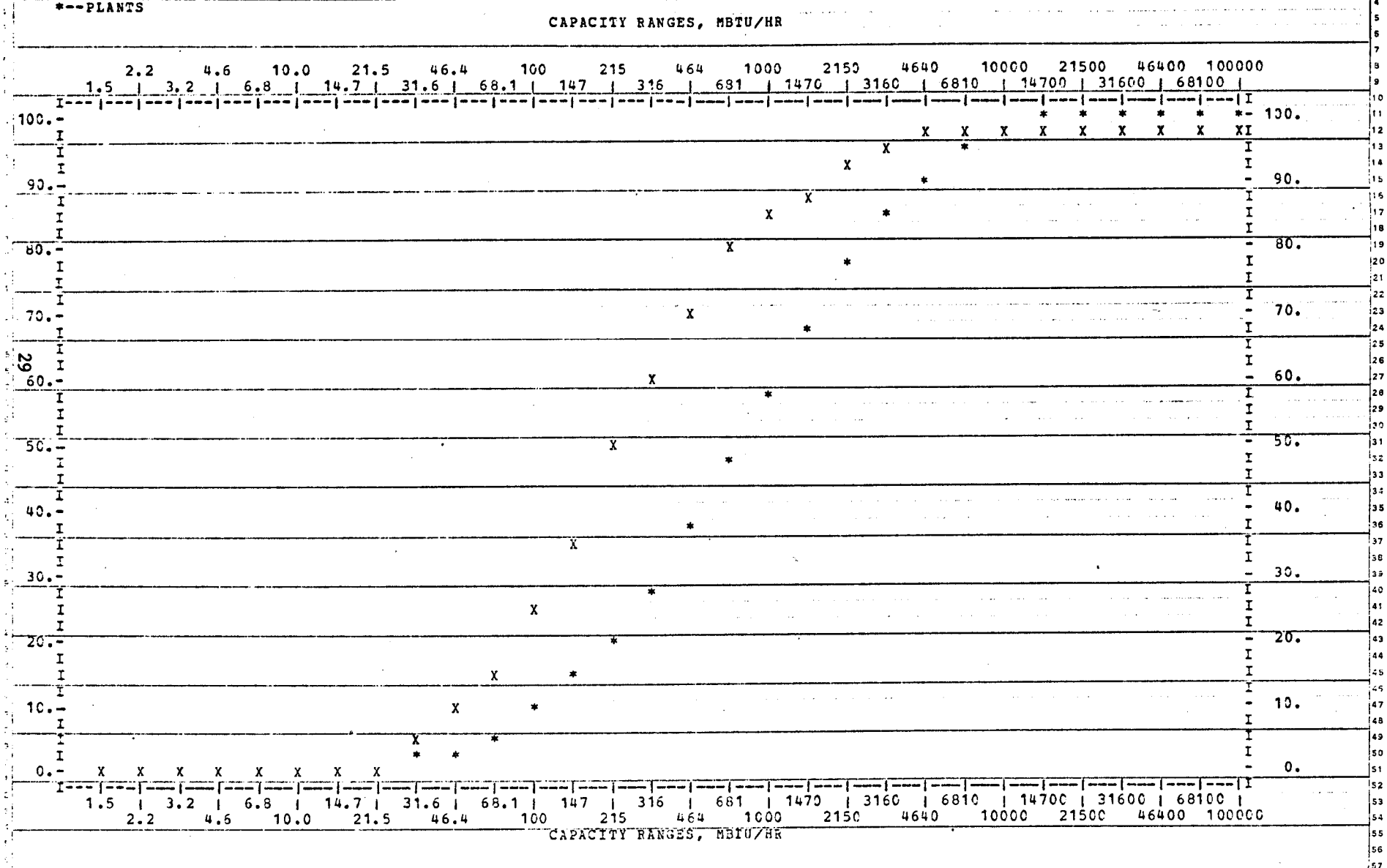

BOILER CATACITIES (ALL DATA) = 897075. BOILER CAPACITIES (RELIABLE DATA) = 751751.
PLANT CAPACITIES (ALL DATA) = 897075. PLANT CAPACITIES (RELIABLE DATA) = 765604.

BOILER POPULATION DATA - INDUSTRIAL BOILERS
ALL BOILERS AND ALL FUELS
LOAD FACTORS



BOILER CATACITIES (ALL DATA) = 897075. BOILER CAPACITIES (RELIABLE DATA) = 751751.
PLANT CAPACITIES (ALL DATA) = 897075. PLANT CAPACITIES (RELIABLE DATA) = 765604.

BOILER CATACITIES (ALL DATA) = 897075. BOILER CAPACITIES (RELIABLE DATA) = 751751.
PLANT CAPACITIES (ALL DATA) = 897075. PLANT CAPACITIES (RELIABLE DATA) = 765604.

LOAD FACTOR DENSITIES



BOILER CATACITIES (ALL DATA) = 897075. BOILER CAPACITIES (RELIABLE DATA) = 751751.
PLANT CAPACITIES (ALL DATA) = 897075. PLANT CAPACITIES (RELIABLE DATA) = 765604.

BOILER POPULATION DATA - INDUSTRIAL BOILERS
BOILER CAPACITY BY BOILER FUEL SULFUR CONTENT
ALL BOILERS AND ALL FUELS

TABLE ENTRIES ARE NUMBER OF BOILERS
WITHIN CAPACITY AND FUEL SULFUR CONTENT RANGES

CAPACITY MBTU'S/HR	BOILER FUEL SULFUR CONTENT (WEIGHT PERCENT, EQUIVALENT BTU BASIS) EQUAL 0.	>0. -.2	>.2 -.3	>.3 -.4	>.4 -.6	>.6 -.8	>.8 -1.0	>1.0 -1.2	>1.2 -1.5
EQUAL 0	1466	54	22	3	16	26	25	4	12
1- 10	1234	353	135	45	118	95	130	31	97
11- 20	512	162	36	41	96	64	82	27	45
21- 30	282	119	36	13	48	40	57	19	42
31- 40	154	77	24	16	57	49	41	16	51
41- 50	163	88	11	5	38	25	48	12	22
51- 60	129	63	10	16	33	27	44	20	15
61- 70	74	56	7	7	28	19	24	15	15
71- 80	79	49	14	4	29	28	45	20	9
81- 90	43	37	6	5	21	20	23	9	1
91- 100	63	32	5	7	12	23	17	18	15
101- 200	238	159	32	29	92	89	153	56	63
201- 300	106	48	12	12	26	25	33	26	24
301- 400	51	30	6	5	15	9	13	13	8
401- 500	13	22	4	1	2	3	7	3	4
501- 600	19	9	0	2	2	3	3	1	4
601- 700	15	2	0	2	3	0	9	0	3
701- 800	19	1	0	1	0	0	1	3	2
801- 900	5	2	2	2	0	2	0	1	2
901- 1000	2	0	0	0	0	0	0	0	2
1001- 2000	13	9	0	0	3	4	3	0	2
2001- 3000	3	1	0	0	2	0	0	0	0
3001- 4000	1	0	0	0	0	0	0	0	0
4001- 5000	0	1	0	0	0	0	0	0	0
5001- 6000	0	0	0	0	0	0	0	0	0
6001- 7000	0	0	0	0	0	0	0	0	0
7001- 8000	0	0	0	0	0	0	0	0	0
8001- 9000	1	0	0	0	0	0	0	0	0
9001- 10000	1	0	0	0	0	0	0	0	0
10001-100000	0	0	0	0	0	0	0	0	0
COLUMN TOTALS	4686	1374	362	216	641	551	758	294	438
CUMUL. TOTALS	4686	6060	6422	6638	7279	7830	8588	8882	9320

BOILER POPULATION DATA - INDUSTRIAL BOILERS
BOILER CAPACITY BY BOILER FUEL SULFUR CONTENT
ALL BOILERS AND ALL FUELS

TABLE ENTRIES ARE NUMBER OF BOILERS
WITHIN CAPACITY AND FUEL SULFUR CONTENT RANGES

BOILER FUEL SULFUR CONTENT (WEIGHT PERCENT, EQUIVALENT BTU BASIS)

CAPACITY MBTU'S/HR	>1.5 -2.0	>2.0 -2.5	>2.5 -3.0	>3.0 -3.5	>3.5 -4.0	>4.0 -5.0	>5.0	ROW TOTAL	CUMTOT ALL
EQUAL 0	22	12	15	9	0	2	0	1688	1688
1- 10	178	169	46	20	6	4	2	2663	4351
11- 20	184	120	40	14	5	5	2	1435	5786
21- 30	109	125	38	15	9	6	2	960	6746
31- 40	72	76	26	11	9	1	0	680	7426
41- 50	47	74	26	15	15	0	7	596	8022
51- 60	28	53	20	7	6	3	0	474	8496
61- 70	28	30	21	3	8	1	0	336	8832
71- 80	25	33	30	15	1	2	2	385	9217
81- 90	19	37	28	1	1	3	0	254	9471
91- 100	28	41	37	4	0	0	0	302	9773
101- 200	103	119	103	33	23	5	5	1302	11075
201- 300	32	43	20	14	8	10	6	445	11520
301- 400	13	23	5	6	6	2	0	205	11725
401- 500	8	3	8	4	4	0	0	86	11811
501- 600	6	2	3	4	4	0	0	62	11873
601- 700	9	3	2	1	1	1	0	51	11924
701- 800	0	1	4	1	0	0	0	33	11957
801- 900	0	0	0	0	1	0	0	17	11974
901- 1000	1	0	0	0	0	0	0	5	11979
1001- 2000	6	0	0	5	1	0	0	46	12025
2001- 3000	2	0	0	0	0	1	0	9	12034
3001- 4000	1	0	2	1	0	0	0	5	12039
4001- 5000	0	0	0	0	0	0	0	1	12040
5001- 6000	0	0	0	0	0	0	1	1	12041
6001- 7000	0	0	0	0	0	0	0	0	12041
7001- 8000	0	0	0	0	0	0	0	0	12041
8001- 9000	0	0	0	0	0	0	0	1	12042
9001- 10000	0	0	0	0	0	0	0	1	12043
10001-100000	0	0	0	0	0	0	0	0	12043
COLUMN TOTALS	921	964	474	183	108	46	27	12043	
CUMUL. TOTALS	10241	11205	11679	11862	11970	12016	12043		

BOILER POPULATION DATA - INDUSTRIAL BOILERS
PLANT CAPACITY BY PLANT FUEL SULFUR CONTENT
ALL BOILERS AND ALL FUELS

TABLE ENTRIES ARE NUMBER OF PLANTS
WITHIN CAPACITY AND FUEL SULFUR CONTENT RANGES

CAPACITY MBTU'S/HR		PLANT FUEL SULFUR CONTENT (WEIGHT PERCENT, EQUIVALENT BTU BASIS) EQUAL 0.	>0. -.2	>.2 -.3	>.3 -.4	>.4 -.6	>.6 -.8	>.8 -1.0	>1.0 -1.2	>1.2 -1.5
EQUAL	0	575	42	11	0	12	18	10	2	8
1-	10	527	184	62	11	42	41	86	20	33
11-	20	227	62	18	10	22	19	34	12	24
21-	30	114	43	14	3	21	11	24	7	23
31-	40	75	44	6	7	14	15	16	8	19
41-	50	63	38	6	6	23	10	13	2	11
51-	60	52	36	4	5	13	13	12	3	13
61-	70	40	18	7	7	7	6	4	9	5
71-	80	31	26	5	3	11	10	12	3	7
81-	90	21	11	3	2	6	9	8	1	4
91-	100	28	19	2	1	7	4	7	4	7
101-	200	111	98	21	17	54	37	40	19	26
201-	300	63	35	3	7	27	19	33	10	12
301-	400	30	29	8	6	18	10	10	12	8
401-	500	15	17	4	2	10	10	10	2	7
501-	600	9	8	1	4	6	6	8	5	8
601-	700	12	9	1	3	2	3	3	2	2
701-	800	8	1	0	1	2	4	4	0	4
801-	900	6	4	2	0	2	1	3	4	1
901-	1000	4	2	2	1	2	0	2	3	0
1001-	2000	20	13	3	5	9	4	7	7	9
2001-	3000	5	3	3	1	3	2	2	2	0
3001-	4000	3	0	0	0	0	2	1	0	1
4001-	5000	0	1	1	1	1	1	0	0	0
5001-	6000	0	0	0	0	0	0	0	0	0
6001-	7000	1	0	0	0	0	0	1	0	0
7001-	8000	0	0	0	0	0	0	0	0	0
8001-	9000	1	0	0	0	0	0	0	0	0
9001-	10000	1	1	0	0	0	0	0	0	0
10001-	20000	0	0	0	0	0	0	0	0	0
20001-	30000	0	0	0	0	0	0	0	0	0
30001-	40000	0	0	0	0	0	0	0	0	0
40001-	50000	0	0	0	0	0	0	0	0	0
50001-	100000	0	0	0	0	0	0	0	0	0
COLUMN TOTALS		2042	745	187	103	314	255	350	137	232
CUMUL. TOTALS		2042	2787	2974	3077	3391	3646	3996	4133	4365

BOILER POPULATION DATA - INDUSTRIAL BOILERS
PLANT CAPACITY BY PLANT FUEL SULFUR CONTENT
ALL BOILERS AND ALL FUELS

TABLE ENTRIES ARE NUMBER OF PLANTS
WITHIN CAPACITY AND FUEL SULFUR CONTENT RANGES

PLANT FUEL SULFUR CONTENT (WEIGHT PERCENT, EQUIVALENT BTU BASIS)

CAPACITY MBTU'S/HR	>1.5 -2.0	>2.0 -2.5	>2.5 -3.0	>3.0 -3.5	>3.5 -4.0	>4.0 -5.0	>5.0	ROW TOTAL	CUMTOT ALL
EQUAL 0	14	9	7	2	0	1	0	711	711
1- 10	72	102	24	9	2	1	0	1216	1927
11- 20	64	55	16	4	2	1	1	571	2498
21- 30	54	55	19	5	1	0	0	394	2892
31- 40	36	39	9	7	2	1	1	299	3191
41- 50	28	30	12	2	1	0	0	245	3436
51- 60	19	26	10	3	0	0	1	210	3646
61- 70	16	17	7	2	0	1	0	146	3792
71- 80	16	12	8	0	0	0	0	144	3936
81- 90	11	16	3	0	2	2	1	100	4036
91- 100	12	9	6	2	1	0	0	109	4145
101- 200	46	53	25	9	7	1	3	567	4712
201- 300	27	16	19	8	2	0	2	284	4996
301- 400	14	12	13	1	3	1	0	175	5171
401- 500	14	5	11	2	2	0	0	111	5282
501- 600	14	7	6	1	0	0	0	83	5365
601- 700	2	4	2	1	0	0	0	46	5411
701- 800	3	8	3	0	0	1	0	39	5450
801- 900	3	1	2	1	0	1	1	32	5482
901- 1000	3	4	2	0	0	1	0	26	5508
1001- 2000	17	9	6	2	1	0	3	115	5623
2001- 3000	4	2	2	1	2	1	1	34	5657
3001- 4000	1	0	1	0	0	0	0	9	5666
4001- 5000	0	0	0	0	1	0	0	6	5672
5001- 6000	2	0	0	0	0	0	1	3	5675
6001- 7000	0	0	0	0	0	0	1	3	5678
7001- 8000	0	1	0	1	0	0	0	2	5680
8001- 9000	0	0	0	0	0	0	0	1	5681
9001- 10000	0	0	0	0	0	0	0	2	5683
10001- 20000	0	0	0	0	0	0	0	0	5683
20001- 30000	0	0	0	0	0	0	0	0	5683
30001- 40000	0	0	0	0	0	0	0	0	5683
40001- 50000	0	0	0	0	0	0	0	0	5683
50001-100000	0	0	0	0	0	0	0	0	5683
COLUMN TOTALS	492	492	213	63	29	13	16	5683	
CUMUL. TOTALS	4857	5349	5562	5625	5654	5667	5683		

BOILER AND PLANT NUMBER DISTRIBUTIONS

X--INDIVIDUAL BOILERS
*--INDIVIDUAL PLANTS

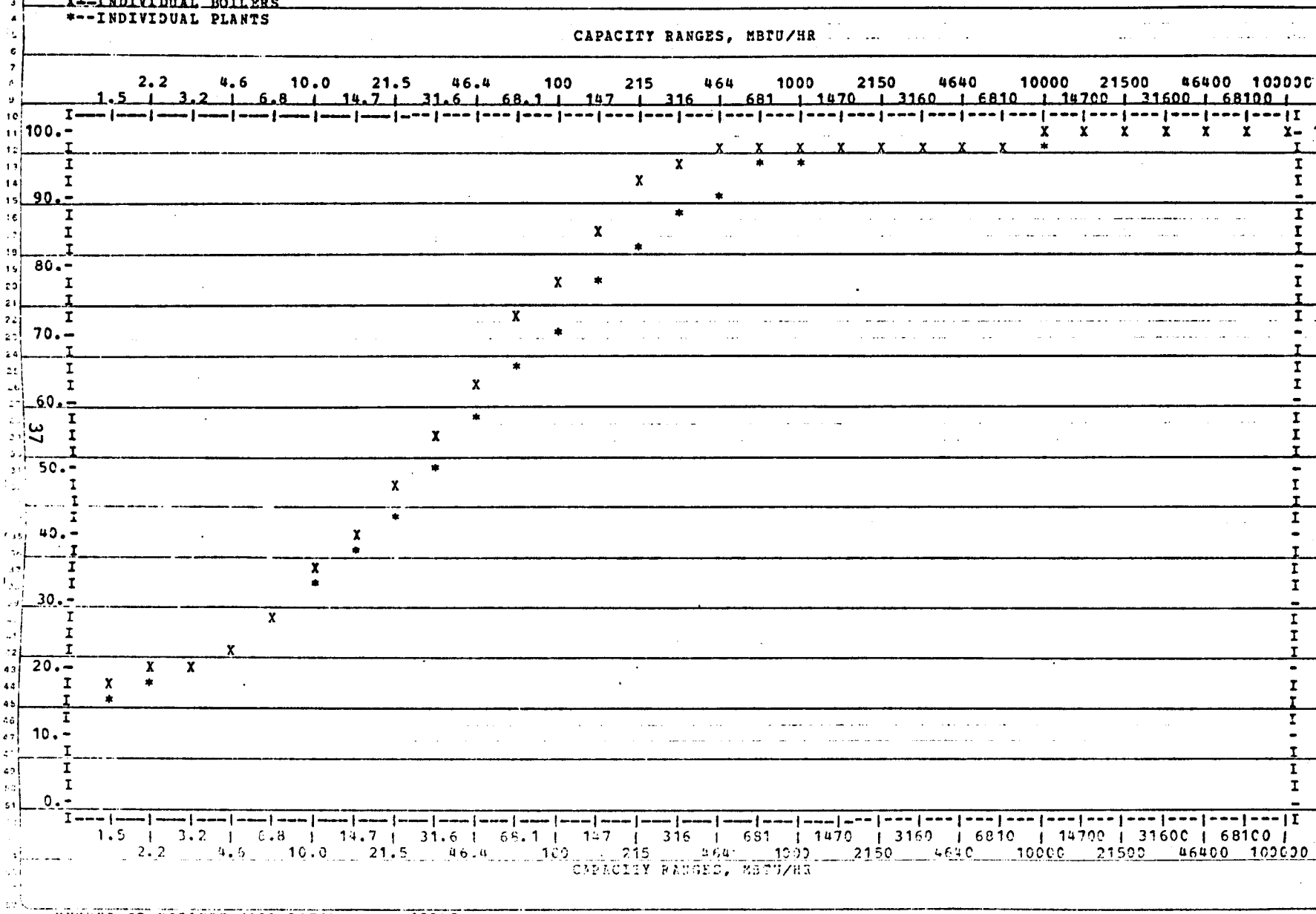

NUMBER OF BOILERS (ALL DATA) = 12043
NUMBER OF PLANTS (ALL DATA) = 5683

BOILER POPULATION DATA - INDUSTRIAL BOILERS
ALL BOILERS AND ALL FUELS
FUEL SULFUR CONTENTS

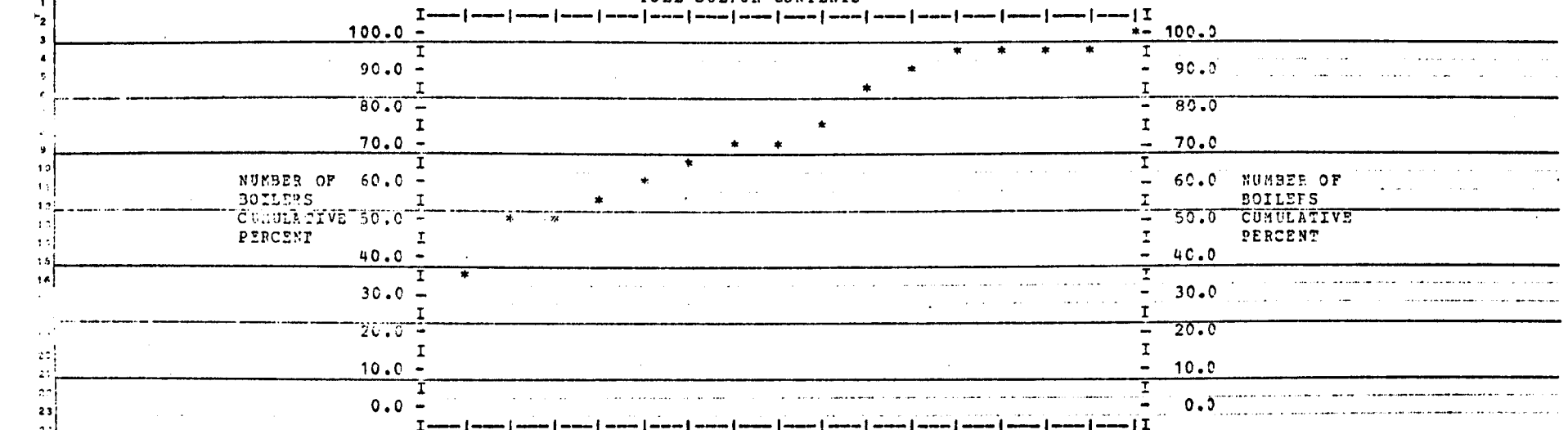

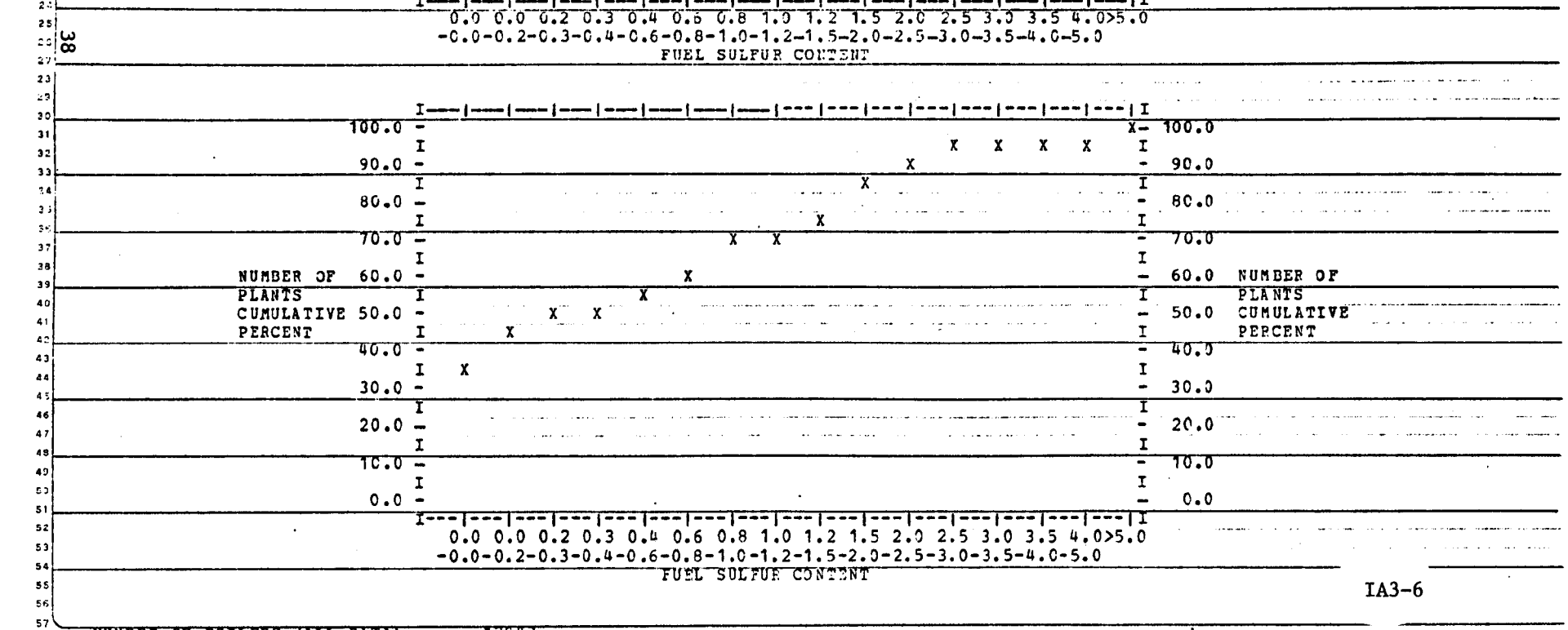

NUMBER OF BOILERS (ALL DATA) = 12043

BOILER POPULATION DATA - INDUSTRIAL BOILERS
ALL BOILERS AND ALL FUELS
FUEL SULFUR CONTENT DENSITIES

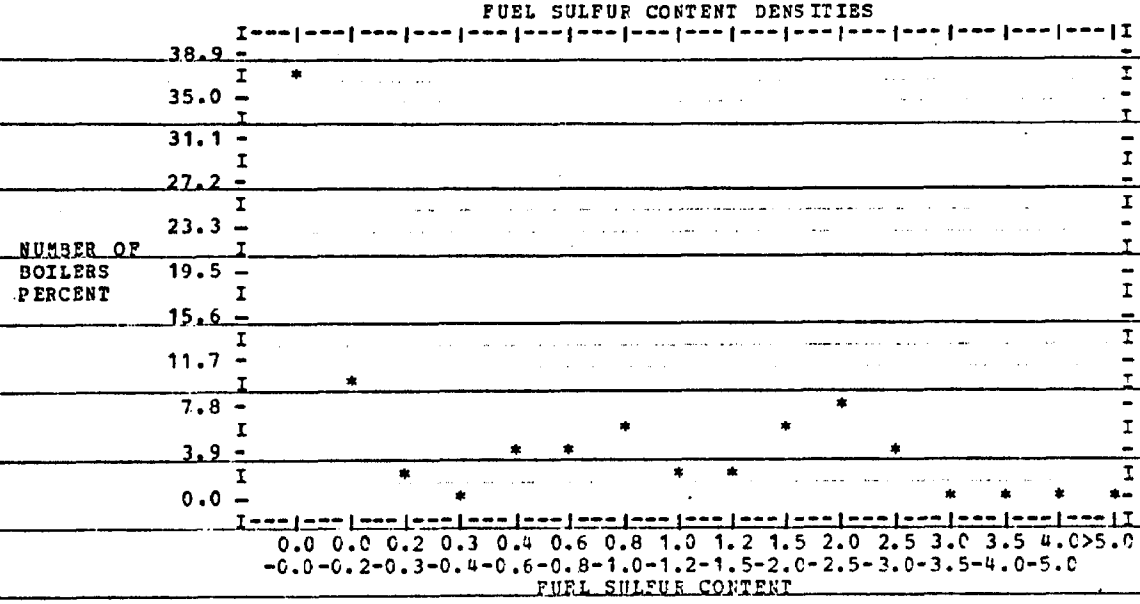

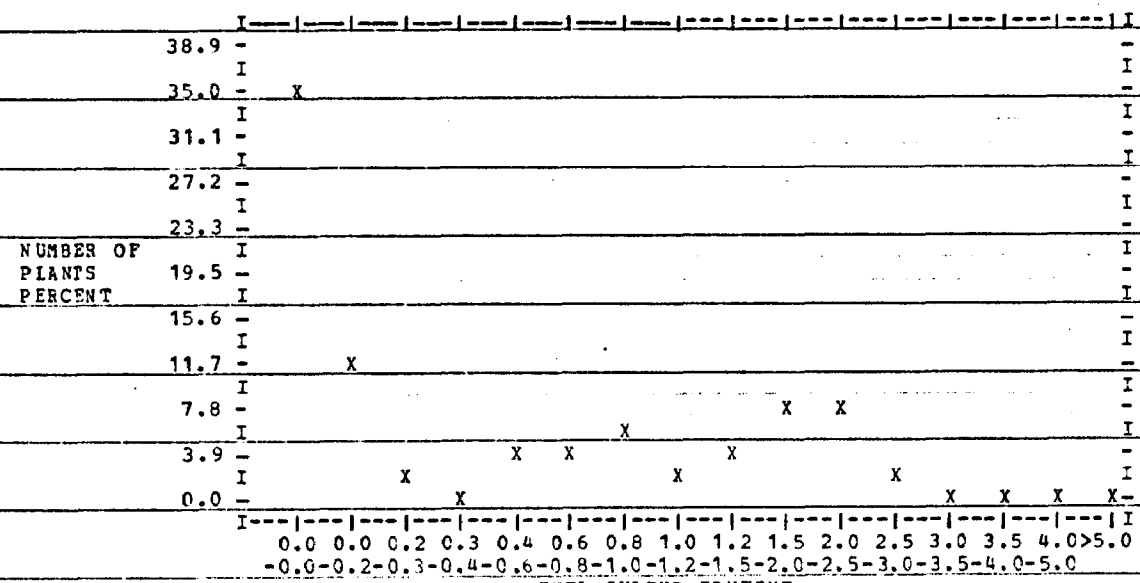

NUMBER OF BOILERS (ALL DATA) = 12043
NUMBER OF PLANTS (ALL DATA) = 5683

ALL BOILERS AND ALL FUELS

TABLE ENTRIES ARE TOTAL CAPACITY
WITHIN CAPACITY AND FUEL SULFUR CONTENT RANGES

BOILER FUEL SULFUR CONTENT (WEIGHT PERCENT, EQUIVALENT BTU BASIS)

CAPACITY MBTU'S/HR	EQUAL 0.	>0. -.2	>.2 -.3	>.3 -.4	>.4 -.6	>.6 -.8	>.8 -1.0	>1.0 -1.2	>1.2 -1.5
EQUAL 0	0.	0.	0.	0.	0.	0.	0.	0.	0.
1- 10	5805.	1663.	485.	201.	577.	490.	608.	155.	490.
11- 20	7830.	2434.	572.	596.	1490.	1042.	1264.	436.	672.
21- 30	7211.	2995.	925.	330.	1240.	1038.	1475.	490.	1090.
31- 40	5576.	2791.	890.	587.	2063.	1778.	1493.	560.	1830.
41- 50	7567.	4073.	512.	224.	1781.	1141.	2216.	555.	1028.
51- 60	7390.	3541.	563.	910.	1869.	1568.	2534.	1120.	833.
61- 70	4861.	3696.	459.	480.	1841.	1280.	1599.	963.	985.
71- 80	6019.	3725.	1057.	313.	2215.	2081.	3443.	1525.	682.
81- 90	3708.	3159.	514.	435.	1820.	1713.	1995.	784.	84.
91- 100	6158.	3143.	483.	679.	1178.	2230.	1665.	1721.	1465.
101- 200	34813.	22778.	4486.	4227.	13384.	13289.	22470.	8426.	9236.
201- 300	26470.	11845.	2819.	3137.	6153.	6266.	7992.	6607.	6160.
301- 400	18045.	10390.	2076.	1747.	5413.	3214.	4606.	4713.	2876.
401- 500	5729.	9973.	1862.	435.	962.	1374.	3280.	1451.	1865.
501- 600	10844.	5129.	0.	1060.	1055.	1681.	1791.	504.	2254.
601- 700	9986.	1370.	0.	1281.	1905.	0.	5658.	0.	1887.
701- 800	14435.	800.	0.	780.	0.	0.	727.	2238.	1546.
801- 900	4293.	1679.	1692.	1775.	0.	1800.	0.	836.	1664.
901- 1000	1959.	0.	0.	0.	0.	0.	0.	0.	1930.
1001- 2000	17759.	13731.	0.	0.	3985.	5922.	4808.	0.	2643.
2001- 3000	7465.	2220.	0.	0.	4330.	0.	0.	0.	0.
3001- 4000	3210.	0.	0.	0.	0.	0.	0.	0.	0.
4001- 5000	0.	4540.	0.	0.	0.	0.	0.	0.	0.
5001- 6000	0.	0.	0.	0.	0.	0.	0.	0.	0.
6001- 7000	0.	0.	0.	0.	0.	0.	0.	0.	0.
7001- 8000	0.	0.	0.	0.	0.	0.	0.	0.	0.
8001- 9000	8100.	0.	0.	0.	0.	0.	0.	0.	0.
9001- 10000	9900.	0.	0.	0.	0.	0.	0.	0.	0.
10001-100000	0.	0.	0.	0.	0.	0.	0.	0.	0.
COLUMN TOTALS	235133.	115675.	19395.	19197.	53261.	47907.	69624.	33084.	41220.
CUMUL. TOTALS	235133.	350808.	370203.	389400.	442661.	490568.	560192.	593276.	634496.

BOILER POPULATION DATA - INDUSTRIAL BOILERS
BOILER CAPACITY BY BOILER FUEL SULFUR CONTENT AND CAPACITY
ALL BOILERS AND ALL FUELS

TABLE ENTRIES ARE TOTAL CAPACITY
WITHIN CAPACITY AND FUEL SULFUR CONTENT RANGES

CAPACITY MBTU'S/HR		BOILER FUEL SULFUR CONTENT (WEIGHT PERCENT, EQUIVALENT BTU BASIS) >1.5 -2.0	>2.0 -2.5	>2.5 -3.0	>3.0 -3.5	>3.5 -4.0	>4.0 -5.0	>5.0	ROW TOTAL	CUMTOT ALL
EQUAL	0	0.	0.	0.	0.	0.	0.	0.	0.	0.
1-	10	1022.	885.	296.	98.	9.	19.	20.	12823.	12823.
11-	20	2894.	1813.	610.	234.	76.	79.	32.	22074.	34897.
21-	30	2726.	3179.	961.	382.	235.	150.	60.	24487.	59384.
31-	40	2618.	2812.	960.	374.	327.	35.	0.	24694.	84078.
41-	50	2163.	3405.	1218.	721.	729.	0.	322.	27655.	111733.
51-	60	1591.	3032.	1139.	385.	360.	180.	0.	27015.	138748.
61-	70	1835.	1968.	1381.	188.	503.	61.	0.	22100.	160848.
71-	80	1912.	2461.	2279.	1173.	80.	147.	142.	29254.	190102.
81-	90	1656.	3142.	2402.	90.	85.	270.	0.	21857.	211959.
91-	100	2729.	3988.	3612.	388.	0.	0.	0.	29439.	241398.
101-	200	14920.	17318.	14914.	4583.	3161.	810.	736.	189551.	430949.
201-	300	7608.	10978.	4961.	3447.	2073.	2138.	1572.	110226.	541175.
301-	400	4428.	8436.	1823.	2129.	1970.	670.	0.	72536.	613711.
401-	500	3749.	1383.	3581.	1880.	1863.	0.	0.	39387.	653098.
501-	600	3337.	1150.	1660.	2372.	2031.	0.	0.	34868.	687966.
601-	700	5950.	2030.	1261.	615.	602.	682.	0.	33227.	721193.
701-	800	0.	740.	2956.	751.	0.	0.	0.	24973.	746166.
801-	900	0.	0.	0.	0.	855.	0.	0.	14594.	760760.
901-	1000	988.	0.	0.	0.	0.	0.	0.	4877.	765637.
1001-	2000	8736.	0.	0.	6999.	1114.	0.	0.	65697.	831334.
2001-	3000	5171.	0.	0.	0.	0.	2100.	0.	21286.	852620.
3001-	4000	3020.	0.	7600.	3017.	0.	0.	0.	16847.	869467.
4001-	5000	0.	0.	0.	0.	0.	0.	0.	4540.	874007.
5001-	6000	0.	0.	0.	0.	0.	0.	5068.	5068.	879075.
6001-	7000	0.	0.	0.	0.	0.	0.	0.	0.	879075.
7001-	8000	0.	0.	0.	0.	0.	0.	0.	0.	879075.
8001-	9000	0.	0.	0.	0.	0.	0.	0.	8100.	887175.
9001-	10000	0.	0.	0.	0.	0.	0.	0.	9900.	897075.
10001-	100000	0.	0.	0.	0.	0.	0.	0.	0.	897075.
COLUMN TOTALS		79053.	68720.	53614.	29826.	16073.	7341.	7952.	897075.	
CUMUL. TOTALS		713549.	782269.	835883.	865709.	881782.	889123.	897075.		

ALL BOILERS AND ALL FUELS

TABLE ENTRIES ARE TOTAL CAPACITY
WITHIN CAPACITY AND FUEL SULFUR CONTENT RANGES

PLANT FUEL SULFUR CONTENT (WEIGHT PERCENT, EQUIVALENT BTU BASIS)

CAPACITY MBTU'S/HR	EQUAL 0.	>0. -.2	>.2 -.3	>.3 -.4	>.4 -.6	>.6 -.8	>.8 -1.0	>1.0 -1.2	>1.2 -1.5
EQUAL 0	0.	0.	0.	0.	0.	0.	0.	0.	0.
1- 10	2424.	875.	197.	63.	149.	176.	356.	89.	166.
11- 20	3453.	975.	269.	150.	351.	317.	523.	167.	349.
21- 30	2840.	1081.	397.	80.	555.	296.	604.	173.	581.
31- 40	2668.	1575.	218.	256.	501.	550.	579.	293.	672.
41- 50	2862.	1732.	284.	275.	1060.	462.	618.	90.	509.
51- 60	2934.	2023.	232.	278.	728.	722.	677.	171.	733.
61- 70	2617.	1187.	461.	461.	465.	395.	259.	598.	318.
71- 80	2340.	1984.	378.	234.	839.	750.	908.	233.	533.
81- 90	1803.	940.	250.	172.	503.	775.	677.	90.	345.
91- 100	2730.	1844.	197.	92.	672.	391.	680.	386.	678.
101- 200	15632.	13947.	2865.	2339.	7831.	5673.	5958.	2794.	3728.
201- 300	15418.	9081.	843.	1812.	6524.	4615.	7964.	2516.	2945.
301- 400	10404.	10004.	2825.	2090.	6456.	3504.	3402.	4143.	2829.
401- 500	6627.	7664.	1739.	838.	4538.	4681.	4422.	880.	3133.
501- 600	5175.	4341.	562.	2227.	3348.	3346.	4366.	2757.	4447.
601- 700	7819.	5952.	675.	1921.	1399.	1944.	1927.	1271.	1310.
701- 800	6244.	750.	0.	792.	1505.	3071.	3002.	0.	3098.
801- 900	5084.	3464.	1725.	0.	1673.	870.	2621.	3388.	818.
901- 1000	3793.	1945.	1992.	980.	1892.	0.	1867.	2889.	0.
1001- 2000	25947.	19055.	5071.	5511.	11362.	5922.	9947.	9882.	13983.
2001- 3000	12006.	7103.	6829.	2893.	7055.	4844.	5011.	4984.	0.
3001- 4000	10783.	0.	0.	0.	0.	6896.	3127.	0.	3039.
4001- 5000	0.	4540.	4537.	5000.	4470.	4496.	0.	0.	0.
5001- 6000	0.	0.	0.	0.	0.	0.	0.	0.	0.
6001- 7000	6615.	0.	0.	0.	0.	0.	6623.	0.	0.
7001- 8000	0.	0.	0.	0.	0.	0.	0.	0.	0.
8001- 9000	8100.	0.	0.	0.	0.	0.	0.	0.	0.
9001- 10000	9900.	10000.	0.	0.	0.	0.	0.	0.	0.
10001- 20000	0.	0.	0.	0.	0.	0.	0.	0.	0.
20001- 30000	0.	0.	0.	0.	0.	0.	0.	0.	0.
30001- 40000	0.	0.	0.	0.	0.	0.	0.	0.	0.
40001- 50000	0.	0.	0.	0.	0.	0.	0.	0.	0.
50001-100000	0.	0.	0.	0.	0.	0.	0.	0.	0.
COLUMN TOTALS	176218.	112062.	32546.	28464.	63876.	54696.	66118.	37794.	44214.
CUMUL. TOTALS	176218.	288280.	320826.	349290.	413166.	467862.	533980.	571774.	615988.

BOILER POPULATION DATA - INDUSTRIAL BOILERS
PLANT CAPACITY BY PLANT FUEL SULFUR CONTENT AND CAPACITY
ALL BOILERS AND ALL FUELS

TABLE ENTRIES ARE TOTAL CAPACITY
WITHIN CAPACITY AND FUEL SULFUR CONTENT RANGES

PLANT FUEL SULFUR CONTENT (WEIGHT PERCENT, EQUIVALENT BTU BASIS)

CAPACITY MBTU'S/HR	>1.5 -2.0	>2.0 -2.5	>2.5 -3.0	>3.0 -3.5	>3.5 -4.0	>4.0 -5.0	>5.0	ROW TOTAL	CUMTOT ALL
EQUAL 0	0.	0.	0.	0.	0.	0.	0.	0.	0.
1- 10	376.	474.	138.	46.	8.	1.	0.	5538.	5538.
11- 20	1026.	838.	254.	77.	28.	20.	20.	8817.	14355.
21- 30	1346.	1429.	493.	128.	30.	0.	0.	10033.	24388.
31- 40	1274.	1408.	330.	247.	69.	39.	32.	10711.	35099.
41- 50	1261.	1336.	563.	93.	50.	0.	0.	11195.	46294.
51- 60	1056.	1478.	577.	164.	0.	0.	60.	11833.	58127.
61- 70	1063.	1131.	461.	139.	0.	63.	0.	9618.	67745.
71- 80	1225.	909.	585.	0.	0.	0.	0.	10918.	78663.
81- 90	943.	1371.	263.	0.	167.	169.	88.	8556.	87219.
91- 100	1149.	879.	571.	196.	100.	0.	0.	10565.	97784.
101- 200	6492.	7925.	3743.	1341.	1026.	180.	451.	81925.	179709.
201- 300	6546.	4087.	4839.	1967.	490.	0.	517.	70164.	249873.
301- 400	4859.	4267.	4585.	304.	1101.	375.	0.	61148.	311021.
401- 500	6302.	2160.	4862.	882.	836.	0.	0.	49565.	360586.
501- 600	7833.	3862.	3282.	600.	0.	0.	0.	46146.	406732.
601- 700	1360.	2590.	1277.	695.	0.	0.	0.	30140.	436872.
701- 800	2312.	6121.	2230.	0.	0.	713.	0.	29838.	466710.
801- 900	2513.	876.	1714.	888.	0.	832.	848.	27314.	494024.
901- 1000	2894.	3773.	1935.	0.	0.	955.	0.	24915.	518939.
1001- 2000	22507.	11553.	7090.	2931.	1210.	0.	5210.	157181.	676120.
2001- 3000	10747.	4181.	4760.	2372.	5208.	2940.	2940.	83873.	759993.
3001- 4000	3020.	0.	3772.	0.	0.	0.	0.	30637.	790630.
4001- 5000	0.	0.	0.	0.	4795.	0.	0.	27838.	818468.
5001- 6000	10692.	0.	0.	0.	0.	0.	5068.	15760.	834228.
6001- 7000	0.	0.	0.	0.	0.	0.	6502.	19740.	853968.
7001- 8000	0.	7710.	0.	7397.	0.	0.	0.	15107.	869075.
8001- 9000	0.	0.	0.	0.	0.	0.	0.	8100.	877175.
9001- 10000	0.	0.	0.	0.	0.	0.	0.	19900.	897075.
10001- 20000	0.	0.	0.	0.	0.	0.	0.	0.	897075.
20001- 30000	0.	0.	0.	0.	0.	0.	0.	0.	897075.
30001- 40000	0.	0.	0.	0.	0.	0.	0.	0.	897075.
40001- 50000	0.	0.	0.	0.	0.	0.	0.	0.	897075.
50001-100000	0.	0.	0.	0.	0.	0.	0.	0.	897075.
COLUMN TOTALS	98796.	70358.	48324.	20468.	15118.	5287.	21736.	897075.	
CUMUL. TOTALS	714784.	785142.	833466.	853934.	869052.	875339.	897075.		

ALL BOILERS AND ALL FUELS

BOILER AND PLANT SIZE DISTRIBUTIONS

X--INDIVIDUAL BOILERS
*--PLANTS

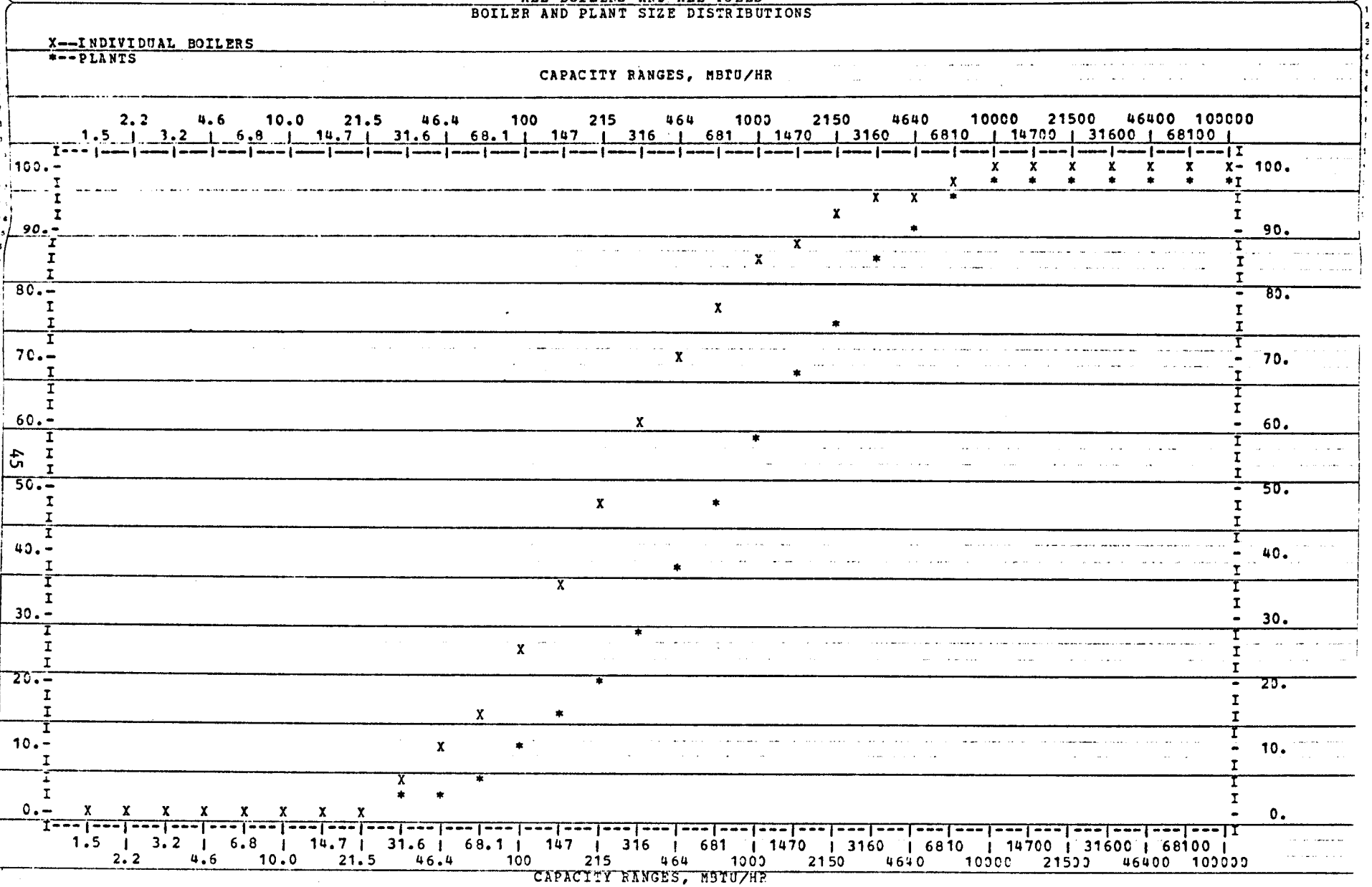

BOILER CAPACITIES (ALL DATA) = 897075.
PLANT CAPACITIES (ALL DATA) = 897075.

BOILER POPULATION DATA - INDUSTRIAL BOILERS
ALL BOILERS AND ALL FUELS
FUEL SULFUR CONTENTS

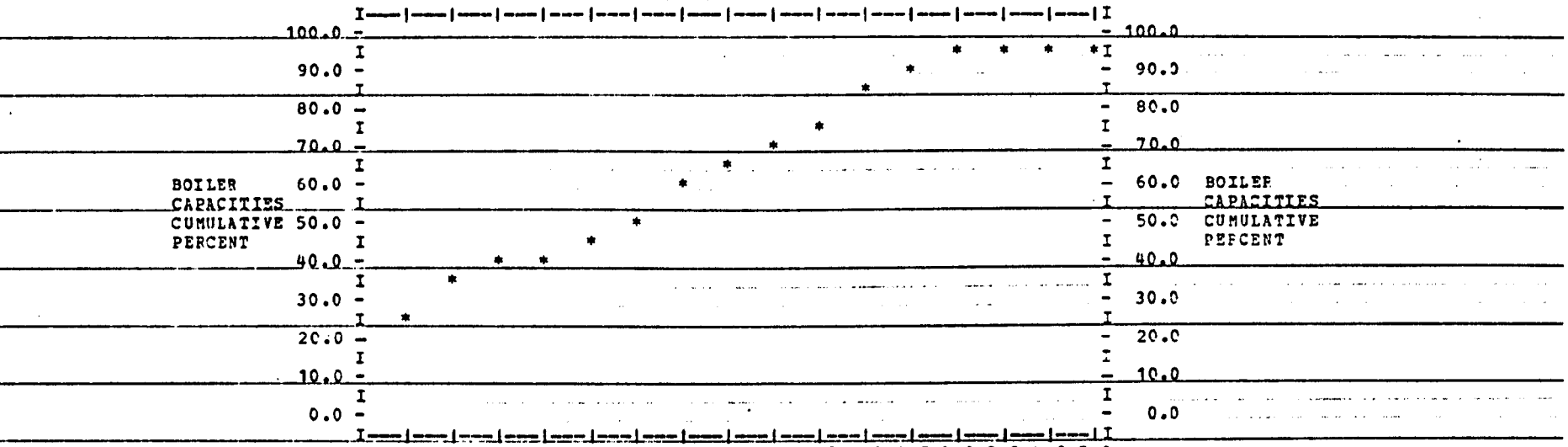

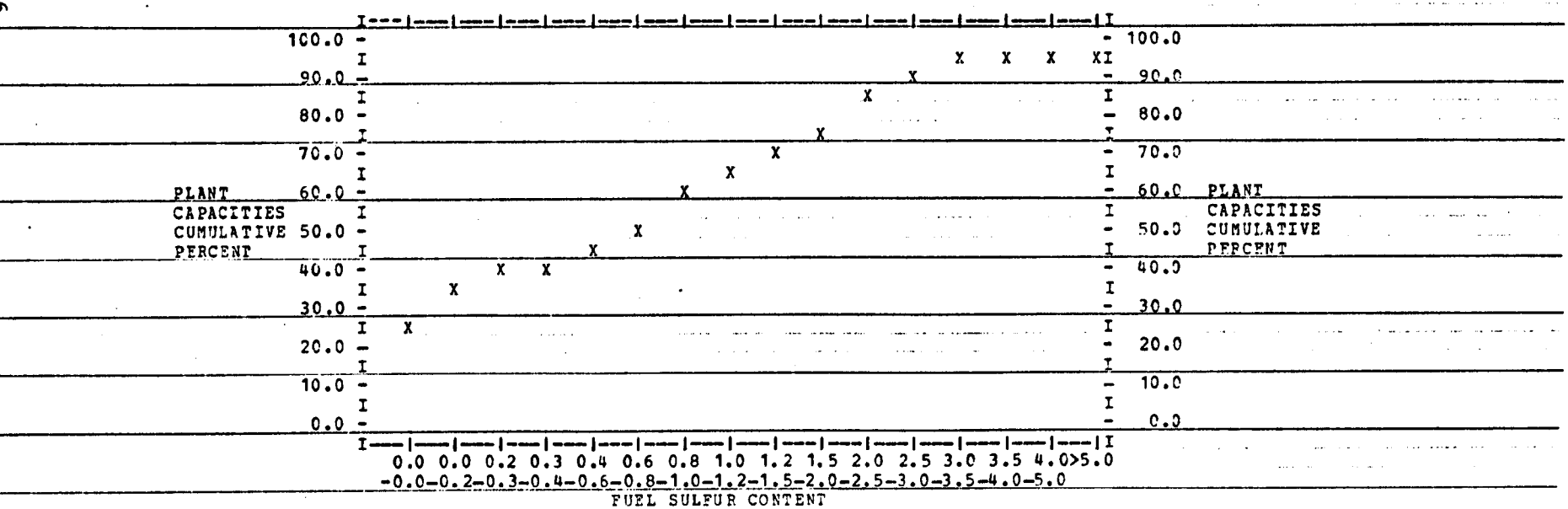

BOILER CAPACITIES (ALL DATA) = 897075.
PLANT CAPACITIES (ALL DATA) = 897075.



47

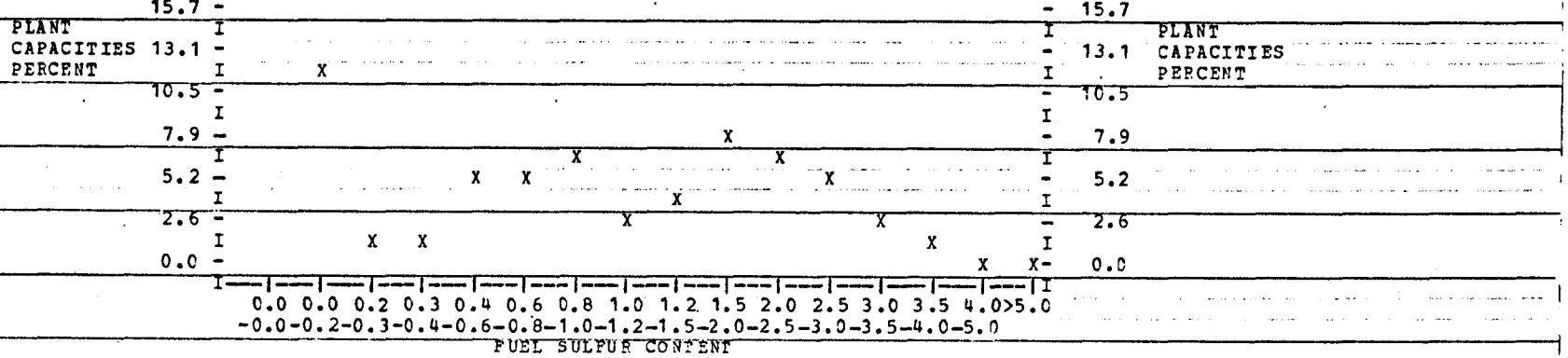

BOILER CAPACITIES (ALL DATA) = 897075.
PLANT CAPACITIES (ALL DATA) = 897075.

BOILER POPULATION DATA - INDUSTRIAL BOILERS
BOILER CAPACITY BY BOILER FUEL SULFUR CONTENT
ALL BOILERS AND ALL FUELS

TABLE ENTRIES ARE TOTAL BOILER SULFUR EMISSIONS, TONS/YEAR
WITHIN CAPACITY AND FUEL SULFUR CONTENT RANGES

BOILER FUEL SULFUR CONTENT (WEIGHT PERCENT, EQUIVALENT BTU BASIS)

CAPACITY MBTU'S/HR	EQUAL 0.	>0. -.2	>.2 -.3	>.3 -.4	>.4 -.6	>.6 -.8	>.8 -1.0	>1.0 -1.2	>1.2 -1.5
EQUAL 0	0.	0.	0.	0.	0.	0.	0.	0.	0.
1- 10	0.	1505.	605.	635.	2397.	4098.	2899.	285.	1656.
11- 20	0.	228.	106.	255.	1249.	1239.	1859.	836.	833.
21- 30	0.	228.	213.	131.	777.	1126.	1387.	1082.	3873.
31- 40	0.	264.	299.	451.	1149.	2937.	3498.	966.	2751.
41- 50	0.	462.	175.	81.	1194.	1485.	3788.	2146.	1709.
51- 60	0.	405.	115.	306.	1293.	4722.	3544.	2015.	2218.
61- 70	0.	375.	117.	151.	1178.	1417.	2512.	3269.	1197.
71- 80	0.	302.	344.	91.	1604.	2433.	3838.	2030.	709.
81- 90	0.	244.	55.	231.	1000.	1726.	2186.	600.	153.
91- 100	0.	922.	824.	545.	541.	2012.	2298.	3956.	1348.
101- 200	0.	2560.	1700.	3006.	8514.	16582.	29289.	16149.	11193.
201- 300	0.	1885.	1466.	1602.	3650.	6575.	15086.	13151.	13669.
301- 400	0.	912.	1077.	1077.	3555.	2587.	11742.	11005.	8080.
401- 500	0.	1380.	897.	20.	353.	516.	5326.	6500.	1767.
501- 600	0.	211.	0.	649.	160.	1977.	1597.	71.	8825.
601- 700	0.	126.	0.	401.	1612.	0.	9800.	0.	5301.
701- 800	0.	5.	0.	854.	0.	0.	1970.	3398.	1102.
801- 900	0.	79.	471.	1313.	0.	3998.	0.	3878.	2086.
901- 1000	0.	0.	0.	0.	0.	0.	0.	0.	2238.
1001- 2000	0.	785.	0.	0.	1093.	5294.	258.	0.	728.
2001- 3000	0.	177.	0.	0.	211.	0.	0.	0.	0.
3001- 4000	0.	0.	0.	0.	0.	0.	0.	0.	0.
4001- 5000	0.	25.	0.	0.	0.	0.	0.	0.	0.
5001- 6000	0.	0.	0.	0.	0.	0.	0.	0.	0.
6001- 7000	0.	0.	0.	0.	0.	0.	0.	0.	0.
7001- 8000	0.	0.	0.	0.	0.	0.	0.	0.	0.
8001- 9000	0.	0.	0.	0.	0.	0.	0.	0.	0.
9001- 10000	0.	0.	0.	0.	0.	0.	0.	0.	0.
10001-100000	0.	0.	0.	0.	0.	0.	0.	0.	0.
COLUMN TOTALS	0.	13078.	8465.	11798.	31531.	60725.	102875.	71338.	71437.
CUMUL. TOTALS	0.	13078.	21543.	33341.	64872.	125597.	228472.	299810.	371246.

BOILER POPULATION DATA - INDUSTRIAL BOILERS
BOILER CAPACITY BY BOILER FUEL SULFUR CONTENT
ALL BOILERS AND ALL FUELS

TABLE ENTRIES ARE TOTAL BOILER SULFUR EMISSIONS, TONS/YEAR
WITHIN CAPACITY AND FUEL SULFUR CONTENT RANGES

BOILER FUEL SULFUR CONTENT (WEIGHT PERCENT, EQUIVALENT BTU BASIS)

CAPACITY MBTU'S/HR	>1.5 -2.0	>2.0 -2.5	>2.5 -3.0	>3.0 -3.5	>3.5 -4.0	>4.0 -5.0	>5.0	ROW TOTAL	CUMTOT ALL
EQUAL 0	0.	0.	0.	0.	0.	0.	0.	0.	0.
1- 10	7842.	7930.	18376.	3355.	1171.	13752.	253.	66759.	66759.
11- 20	5684.	7054.	3972.	1924.	604.	516.	395.	26754.	93513.
21- 30	5705.	8777.	3112.	3383.	1866.	1159.	715.	33533.	127046.
31- 40	8880.	9321.	4764.	2541.	1438.	63.	0.	39322.	166368.
41- 50	3558.	13315.	11968.	2246.	6546.	0.	4915.	53588.	219956.
51- 60	3680.	8060.	8147.	2672.	3204.	3227.	0.	43609.	263564.
61- 70	4253.	4409.	6628.	850.	11202.	285.	0.	37843.	301407.
71- 80	5834.	5300.	12152.	9339.	903.	3542.	1800.	50222.	351628.
81- 90	6166.	8005.	7990.	932.	72.	1558.	0.	30917.	382546.
91- 100	9190.	11798.	13915.	1641.	0.	0.	0.	48990.	431536.
101- 200	92453.	52279.	78681.	26533.	13365.	12364.	3157.	367826.	799361.
201- 300	23956.	36587.	27700.	20339.	12422.	12779.	10652.	201519.	1000880.
301- 400	8885.	22459.	4186.	16632.	22121.	12166.	0.	126484.	1127363.
401- 500	5541.	6453.	55462.	11342.	19222.	0.	0.	114779.	1242142.
501- 600	7586.	1093.	6712.	26796.	15711.	0.	0.	71388.	1313530.
601- 700	42957.	6923.	5702.	5740.	5013.	9885.	0.	93460.	1406989.
701- 800	0.	2265.	14772.	7528.	0.	0.	0.	31895.	1438884.
801- 900	0.	0.	0.	0.	5012.	0.	0.	16839.	1455722.
901- 1000	216.	0.	0.	0.	0.	0.	0.	2453.	1458175.
1001- 2000	463002.	0.	0.	70056.	8182.	0.	0.	549398.	2007572.
2001- 3000	24324.	0.	0.	0.	0.	1720.	0.	26432.	2034004.
3001- 4000	21.	0.	1938.	30520.	0.	0.	0.	32479.	2066483.
4001- 5000	0.	0.	0.	0.	0.	0.	0.	25.	2066507.
5001- 6000	0.	0.	0.	0.	0.	0.	75713.	75713.	2142220.
6001- 7000	0.	0.	0.	0.	0.	0.	0.	0.	2142220.
7001- 8000	0.	0.	0.	0.	0.	0.	0.	0.	2142220.
8001- 9000	0.	0.	0.	0.	0.	0.	0.	0.	2142220.
9001- 10000	0.	0.	0.	0.	0.	0.	0.	0.	2142220.
10001-100000	0.	0.	0.	0.	0.	0.	0.	0.	2142220.
COLUMN TOTALS	729732.	212029.	286177.	244370.	128055.	73016.	97599.	2142220.	
CUMUL. TOTALS	1100978.	1313007.	1599183.	1843552.	1971607.	2044623.	2142222.		

BOILER POPULATION DATA - INDUSTRIAL BOILERS
PLANT CAPACITY BY PLANT FUEL SULFUR CONTENT
ALL BOILERS AND ALL FUELS

TABLE ENTRIES ARE TOTAL PLANT SULFUR EMISSIONS, TONS/YEAR
WITHIN CAPACITY AND FUEL SULFUR CONTENT RANGES

PLANT FUEL SULFUR CONTENT (WEIGHT PERCENT, EQUIVALENT BTU BASIS)

CAPACITY MBTU'S/HR	EQUAL 0.	>0. -.2	>.2 -.3	>.3 -.4	>.4 -.6	>.6 -.8	>.8 -1.0	>1.0 -1.2	>1.2 -1.5
EQUAL 0	0.	541.	128.	0.	2106.	3847.	1362.	3.	255.
1- 10	0.	250.	263.	28.	209.	369.	583.	205.	245.
11- 20	0.	135.	80.	102.	663.	459.	561.	296.	366.
21- 30	0.	140.	86.	26.	646.	399.	665.	264.	1239.
31- 40	0.	99.	56.	281.	288.	490.	678.	359.	911.
41- 50	0.	116.	109.	68.	885.	629.	784.	287.	603.
51- 60	0.	144.	62.	83.	735.	3705.	1265.	569.	1249.
61- 70	0.	132.	102.	279.	233.	315.	339.	1357.	577.
71- 80	0.	116.	140.	77.	691.	1620.	1061.	752.	704.
81- 90	0.	47.	78.	90.	452.	613.	972.	39.	1032.
91- 100	0.	187.	42.	23.	422.	602.	929.	449.	766.
101- 200	0.	1703.	1501.	1033.	5817.	7772.	8266.	6593.	8585.
201- 300	0.	1364.	433.	695.	3531.	3844.	10181.	4695.	2917.
301- 400	0.	1646.	492.	736.	3904.	3031.	4167.	6456.	5118.
401- 500	0.	762.	903.	548.	3329.	3702.	3944.	3079.	5380.
501- 600	0.	159.	389.	942.	1790.	5013.	7553.	2543.	11880.
601- 700	0.	643.	320.	1270.	1282.	2827.	1296.	853.	1502.
701- 800	0.	1.	0.	266.	873.	3209.	4940.	0.	9730.
801- 900	0.	1237.	3331.	0.	1113.	1367.	4196.	7426.	559.
901- 1000	0.	157.	523.	487.	1602.	0.	2772.	3632.	0.
1001- 2000	0.	1567.	2493.	3522.	7766.	5294.	16371.	20983.	36396.
2001- 3000	0.	1124.	3688.	962.	3351.	5145.	965.	8978.	0.
3001- 4000	0.	0.	0.	0.	0.	5584.	6646.	0.	4179.
4001- 5000	0.	25.	1323.	3998.	979.	6293.	0.	0.	0.
5001- 6000	0.	0.	0.	0.	0.	0.	0.	0.	0.
6001- 7000	0.	0.	0.	0.	0.	2359.	14701.	0.	0.
7001- 8000	0.	0.	0.	0.	0.	0.	0.	0.	0.
8001- 9000	0.	0.	0.	0.	0.	0.	0.	0.	0.
9001- 10000	0.	992.	0.	0.	0.	0.	0.	0.	0.
10001- 20000	0.	0.	0.	0.	0.	0.	0.	0.	0.
20001- 30000	0.	0.	0.	0.	0.	0.	0.	0.	0.
30001- 40000	0.	0.	0.	0.	0.	0.	0.	0.	0.
40001- 50000	0.	0.	0.	0.	0.	0.	0.	0.	0.
50001-100000	0.	0.	0.	0.	0.	0.	0.	0.	0.
COLUMN TOTALS	0.	13287.	16541.	15517.	42666.	68489.	95196.	69817.	94192.
CUMUL. TOTALS	0.	13287.	29828.	45345.	88011.	156499.	251696.	321512.	415704.

BOILER POPULATION DATA - INDUSTRIAL BOILERS
PLANT CAPACITY BY PLANT FUEL SULFUR CONTENT
ALL BOILERS AND ALL FUELS

TABLE ENTRIES ARE TOTAL PLANT SULFUR EMISSIONS, TONS/YEAR
WITHIN CAPACITY AND FUEL SULFUR CONTENT RANGES

PLANT FUEL SULFUR CONTENT (WEIGHT PERCENT, EQUIVALENT BTU BASIS)

CAPACITY MBTU'S/HR	>1.5 -2.0	>2.0 -2.5	>2.5 -3.0	>3.0 -3.5	>3.5 -4.0	>4.0 -5.0	>5.0	ROW TOTAL	CUMTOT ALL
EQUAL 0	1281.	1369.	16372.	37.	0.	337.	0.	27640.	27640.
1- 10	1111.	4149.	1183.	277.	1056.	647.	0.	10574.	38214.
11- 20	2120.	2325.	1289.	453.	167.	2594.	253.	11863.	50076.
21- 30	2331.	4208.	1414.	1591.	377.	0.	0.	13386.	63462.
31- 40	1821.	4920.	1001.	1825.	329.	291.	395.	13743.	77205.
41- 50	2002.	2747.	8386.	206.	306.	0.	0.	17128.	94332.
51- 60	2960.	3322.	1916.	650.	0.	0.	715.	17374.	111706.
61- 70	2375.	3781.	2903.	374.	0.	116.	0.	12883.	124589.
71- 80	4354.	2857.	2358.	0.	0.	0.	0.	14729.	139318.
81- 90	1325.	2633.	630.	0.	568.	11799.	901.	21181.	160499.
91- 100	5200.	3226.	2010.	677.	360.	0.	0.	14893.	175392.
101- 200	16107.	19357.	18774.	5676.	8511.	1586.	730.	112011.	287402.
201- 300	23333.	11953.	22651.	12769.	733.	0.	5814.	104912.	392314.
301- 400	5994.	13948.	21579.	1272.	5783.	11332.	0.	85457.	477771.
401- 500	17160.	8660.	18507.	3870.	7174.	0.	0.	77018.	554789.
501- 600	72377.	8657.	18501.	7155.	0.	0.	0.	136959.	691748.
601- 700	3597.	7183.	6423.	5670.	0.	0.	0.	32867.	724615.
701- 800	44288.	16480.	7205.	0.	0.	5634.	0.	92625.	817240.
801- 900	9481.	3522.	6615.	10656.	0.	1845.	0.	51348.	868589.
901- 1000	6357.	12760.	13922.	0.	0.	15701.	0.	57913.	926502.
1001- 2000	500780.	41445.	42899.	18567.	9092.	0.	13070.	720243.	1646744.
2001- 3000	24903.	17850.	17706.	26796.	32619.	8618.	6992.	159697.	1806441.
3001- 4000	21.	0.	43907.	0.	0.	0.	0.	60337.	1866778.
4001- 5000	0.	0.	0.	0.	46740.	0.	0.	59358.	1926136.
5001- 6000	34206.	0.	0.	0.	0.	0.	75713.	109919.	2036055.
6001- 7000	0.	0.	0.	0.	0.	0.	0.	17060.	2053114.
7001- 8000	0.	1939.	0.	83569.	0.	0.	0.	85508.	2138621.
8001- 9000	0.	0.	0.	0.	0.	0.	0.	0.	2138621.
9001- 10000	0.	0.	0.	0.	0.	0.	0.	992.	2139613.
10001- 20000	0.	0.	0.	0.	0.	0.	0.	0.	2139613.
20001- 30000	0.	0.	0.	0.	0.	0.	0.	0.	2139613.
30001- 40000	0.	0.	0.	0.	0.	0.	0.	0.	2139613.
40001- 50000	0.	0.	0.	0.	0.	0.	0.	0.	2139613.
50001-100000	0.	0.	0.	0.	0.	0.	0.	0.	2139613.
COLUMN TOTALS	785483.	199292.	278152.	182089.	113814.	60501.	104582.	2139613.	
CUMUL. TOTALS	1201187.	1400478.	1678629.	1860718.	1974531.	2035031.	2139613.		

BOILER AND PLANT NUMBER DISTRIBUTIONS

X--INDIVIDUAL BOILERS
*--INDIVIDUAL PLANTS

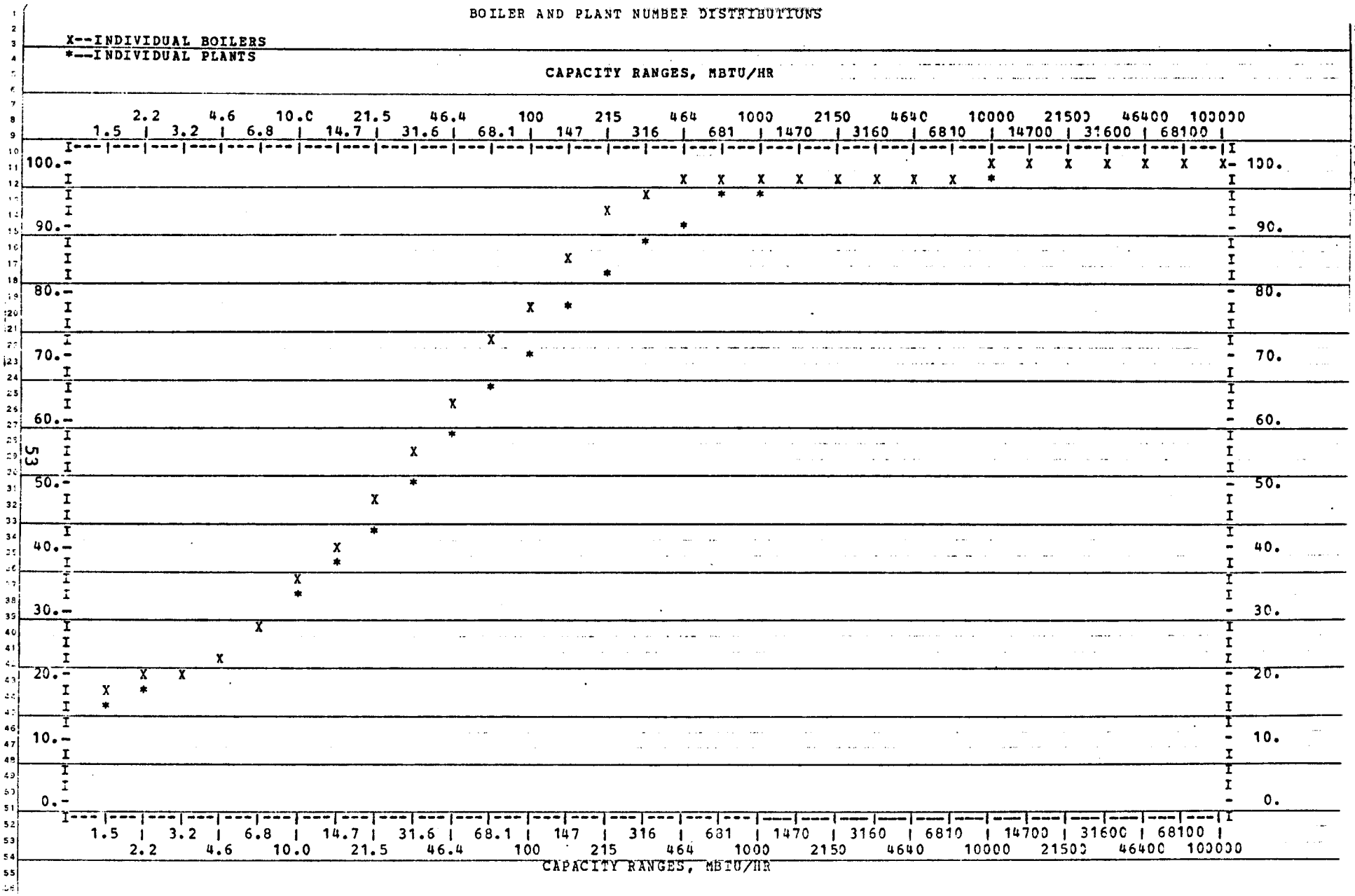

NUMBER OF BOILERS (ALL DATA) = 12043
NUMBER OF PLANTS (ALL DATA) = 5683

BOILER POPULATION DATA - INDUSTRIAL BOILERS
ALL BOILERS AND ALL FUELS

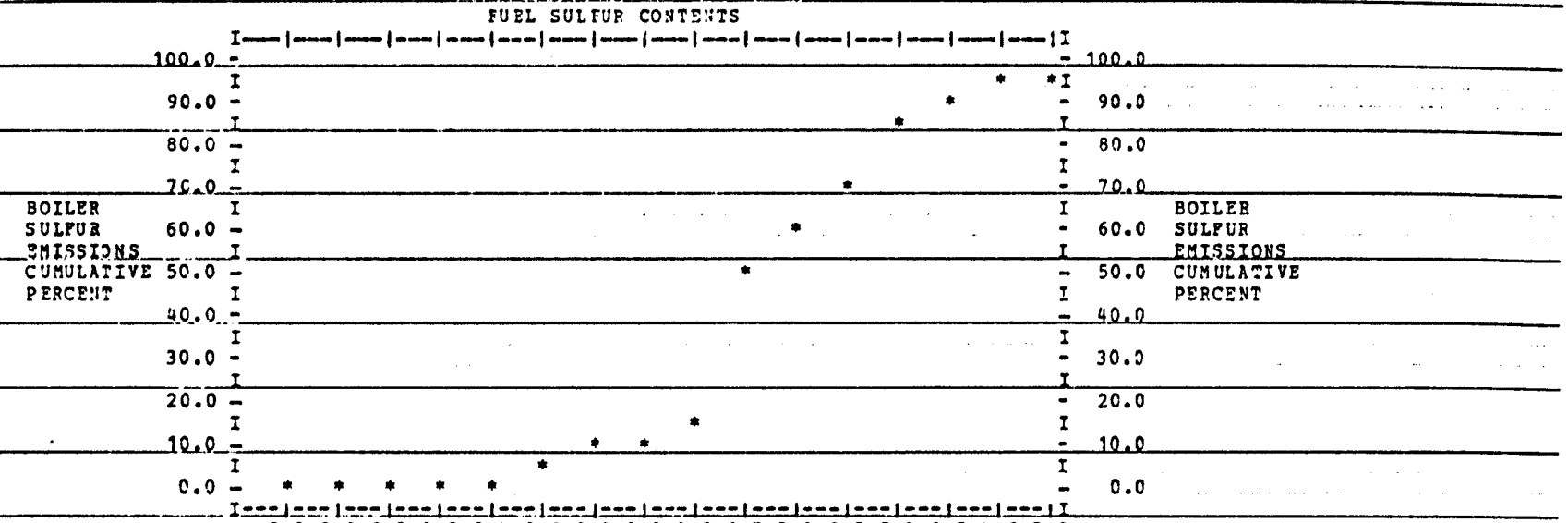

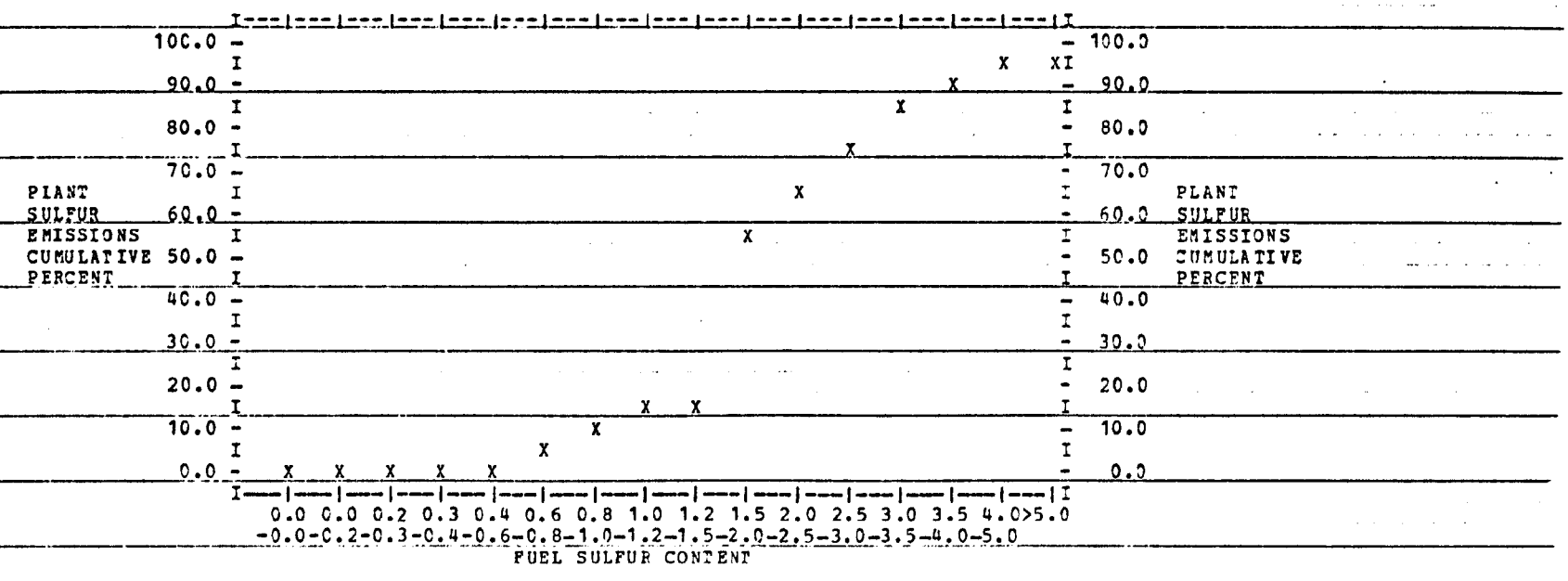

NUMBER OF BOILERS (ALL DATA) = 12043
NUMBER OF PLANTS (ALL DATA) = 5683

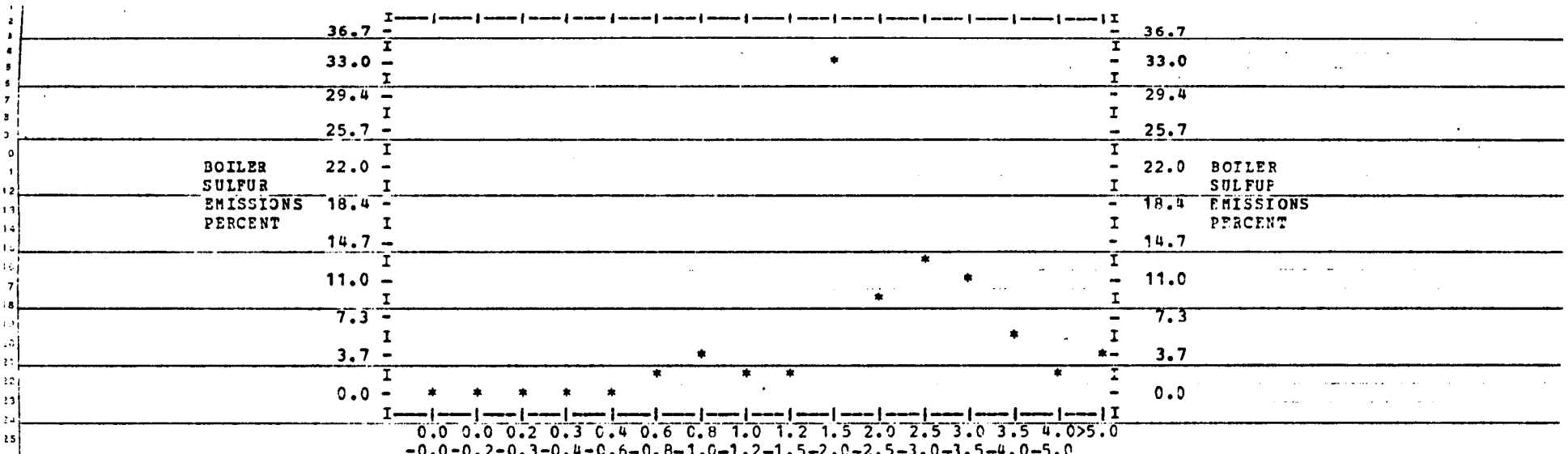

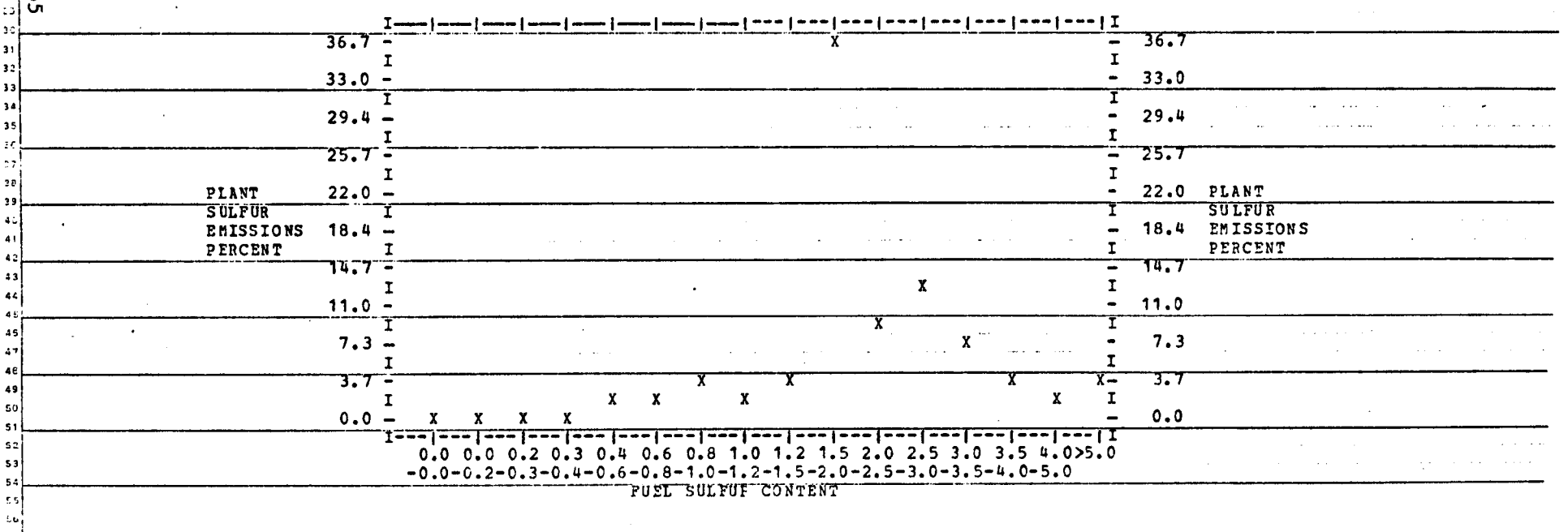

NUMBER OF BOILERS (ALL DATA) = 12043
NUMBER OF PLANTS (ALL DATA) = 5683

BOILER POPULATION DATA - INDUSTRIAL BOILERS
BOILER FUEL USE BY BOILER FUEL SULFUR CONTENT AND CAPACITY
ALL BOILERS AND ALL FUELS

TABLE ENTRIES ARE ACTUAL FUEL CONSUMPTION, GBTU'S/YEAR
WITHIN CAPACITY AND FUEL SULFUR CONTENT RANGES

BOILER FUEL SULFUR CONTENT (WEIGHT PERCENT, EQUIVALENT BTU BASIS)

CAPACITY MBTU'S/HR	EQUAL 0.	>0. -.2	>.2 -.3	>.3 -.4	>.4 -.6	>.6 -.8	>.8 -1.0	>1.0 -1.2	>1.2 -1.5
EQUAL 0	0.	0.	0.	0.	0.	0.	0.	0.	0.
1- 10	653915.	73890.	9303.	6484.	16614.	15370.	11540.	869.	4253.
11- 20	57840.	14697.	1502.	2911.	7777.	5229.	7292.	2206.	2068.
21- 30	49624.	13961.	3282.	2171.	5405.	4608.	5904.	2797.	8056.
31- 40	21806.	15776.	8943.	3954.	9203.	13845.	13453.	1988.	7381.
41- 50	33840.	30187.	2177.	719.	7814.	7691.	11616.	4780.	4031.
51- 60	33662.	30485.	1642.	3033.	7211.	23469.	14014.	5224.	7189.
61- 70	20437.	46361.	1807.	1730.	8183.	5949.	7800.	8247.	4435.
71- 80	133585.	21586.	6043.	1016.	11144.	9893.	14934.	5605.	1769.
81- 90	67931.	51472.	1406.	8298.	8045.	6971.	8563.	3323.	389.
91- 100	41223.	29818.	11156.	4058.	5077.	7769.	14063.	9839.	5765.
101- 200	4035696.	139628.	26409.	25856.	53355.	67805.	96630.	42966.	33552.
201- 300	266080.	65508.	18430.	11134.	24013.	26861.	47400.	40236.	32560.
301- 400	66873.	49191.	11047.	23803.	19800.	11018.	31070.	29810.	17600.
401- 500	16799.	49881.	10365.	181.	2745.	1835.	16589.	23019.	7368.
501- 600	35568.	13419.	0.	7196.	1317.	7286.	6879.	268.	18505.
601- 700	40584.	3502.	0.	6415.	9894.	0.	30632.	0.	15021.
701- 800	24222.	800.	0.	6942.	0.	0.	7894.	11383.	7090.
801- 900	296709.	5416.	4932.	11581.	0.	16464.	0.	8662.	4275.
901- 1000	15520.	0.	0.	0.	0.	0.	0.	0.	4429.
1001- 2000	111343.	20080.	0.	0.	8334.	20407.	899.	0.	6130.
2001- 3000	55054.	4040.	0.	0.	18334.	0.	0.	0.	0.
3001- 4000	28123.	0.	0.	0.	0.	0.	0.	0.	0.
4001- 5000	0.	68519.	0.	0.	0.	0.	0.	0.	0.
5001- 6000	0.	0.	0.	0.	0.	0.	0.	0.	0.
6001- 7000	0.	0.	0.	0.	0.	0.	0.	0.	0.
7001- 8000	0.	0.	0.	0.	0.	0.	0.	0.	0.
8001- 9000	756.	0.	0.	0.	0.	0.	0.	0.	0.
9001- 10000	87101.	0.	0.	0.	0.	0.	0.	0.	0.
10001-100000	0.	0.	0.	0.	0.	0.	0.	0.	0.
COLUMN TOTALS	6194282.	748215.	118444.	127484.	224265.	252469.	347171.	201221.	191866.
CUMUL. TOTALS	6194282.	6942497.	7060940.	7188423.	7412688.	7665156.	8012327.	8213547.	8405413.

BOILER POPULATION DATA - INDUSTRIAL BOILERS
BOILER FUEL USE BY BOILER FUEL SULFUR CONTENT AND CAPACITY
ALL BOILERS AND ALL FUELS

TABLE ENTRIES ARE ACTUAL FUEL CONSUMPTION, GBTU'S/YEAR
WITHIN CAPACITY AND FUEL SULFUR CONTENT RANGES

BOILER FUEL SULFUR CONTENT (WEIGHT PERCENT, EQUIVALENT BTU BASIS)

CAPACITY MBTU'S/HR	>1.5 -2.0	>2.0 -2.5	>2.5 -3.0	>3.0 -3.5	>3.5 -4.0	>4.0 -5.0	>5.0	ROW TOTAL	CUMTOT ALL
EQUAL 0	0.	0.	0.	0.	0.	0.	0.	0.	0.
1- 10	15801.	8143.	16924.	2124.	788.	11628.	45.	847690.	847690.
11- 20	10609.	10688.	3687.	1569.	381.	316.	70.	128844.	976535.
21- 30	10722.	13309.	3097.	2586.	1387.	623.	127.	127659.	1104194.
31- 40	16761.	11677.	4443.	1906.	1026.	933.	0.	133093.	1237287.
41- 50	6313.	16755.	10857.	1668.	4187.	0.	1995.	144629.	1381915.
51- 60	6405.	10640.	7399.	1892.	2068.	1467.	0.	155801.	1537715.
61- 70	8510.	6430.	5787.	689.	8089.	185.	0.	134637.	1672351.
71- 80	10860.	7519.	11149.	6788.	547.	6716.	600.	249755.	1922105.
81- 90	11074.	10062.	6870.	786.	48.	1380.	0.	186618.	2108723.
91- 100	16836.	15507.	12498.	1168.	0.	0.	0.	174777.	2283500.
101- 200	158304.	76084.	67395.	19033.	8552.	19839.	2456.	4873553.	7157053.
201- 300	42037.	47245.	25720.	14917.	9191.	7102.	3784.	682216.	7839269.
301- 400	16973.	36946.	4161.	13137.	14421.	5530.	0.	351381.	8190649.
401- 500	10387.	11209.	49274.	7998.	12544.	0.	0.	220194.	8410842.
501- 600	11917.	1389.	6513.	17864.	11449.	0.	0.	139569.	8550411.
601- 700	64932.	11793.	7388.	4348.	3325.	5694.	0.	203529.	8753939.
701- 800	0.	3450.	13259.	5576.	0.	0.	0.	80616.	8834555.
801- 900	0.	0.	0.	0.	3324.	0.	0.	351363.	9185917.
901- 1000	299.	0.	0.	0.	0.	0.	0.	20247.	9206164.
1001- 2000	6907089.	0.	0.	47023.	5018.	0.	0.	7126323.	16332487.
2001- 3000	30725.	0.	0.	0.	0.	1040.	0.	109193.	16441679.
3001- 4000	39.	0.	1615.	19184.	0.	0.	0.	48962.	16490640.
4001- 5000	0.	0.	0.	0.	0.	0.	0.	68519.	16559158.
5001- 6000	0.	0.	0.	0.	0.	0.	29691.	29691.	16588849.
6001- 7000	0.	0.	0.	0.	0.	0.	0.	0.	16588849.
7001- 8000	0.	0.	0.	0.	0.	0.	0.	0.	16588849.
8001- 9000	0.	0.	0.	0.	0.	0.	0.	756.	16589605.
9001- 10000	0.	0.	0.	0.	0.	0.	0.	87101.	16676705.
10001-100000	0.	0.	0.	0.	0.	0.	0.	0.	16676705.
COLUMN TOTALS	7356590.	298847.	258036.	170258.	86346.	62453.	38770.	16676705.	
CUMUL. TOTALS	15762003.	16060850.	16318886.	16489143.	16575489.	16637941.	16676710.		

BOILER POPULATION DATA - INDUSTRIAL BOILERS
PLANT FUEL USE BY PLANT FUEL SULFUR CONTENT AND CAPACITY
ALL BOILERS AND ALL FUELS

TABLE ENTRIES ARE ACTUAL FUEL CONSUMPTION, GBTU'S/YEAR
WITHIN CAPACITY AND FUEL SULFUR CONTENT RANGES

PLANT FUEL SULFUR CONTENT (WEIGHT PERCENT, EQUIVALENT BTU BASIS)

CAPACITY MBTU'S/HR	EQUAL 0.	>0. -.2	>.2 -.3	>.3 -.4	>.4 -.6	>.6 -.8	>.8 -1.0	>1.0 -1.2	>1.2 -1.5
EQUAL 0	467500.	26087.	1729.	0.	14113.	15665.	6249.	7.	701.
1- 10	71101.	24518.	4504.	243.	1386.	1601.	2011.	622.	633.
11- 20	37593.	7348.	1161.	1159.	4103.	1890.	1929.	845.	981.
21- 30	23757.	16312.	1281.	302.	4805.	1568.	2218.	839.	2789.
31- 40	13746.	6641.	849.	2496.	2296.	2514.	2589.	928.	2090.
41- 50	12425.	12725.	1245.	626.	4696.	2176.	2555.	631.	1389.
51- 60	18821.	7726.	969.	843.	4927.	19425.	3737.	1767.	2818.
61- 70	13684.	14742.	1501.	2557.	2095.	1333.	1309.	3170.	1188.
71- 80	7663.	9146.	2800.	959.	4242.	6782.	3426.	1737.	1842.
81- 90	53475.	3721.	1429.	886.	3592.	2941.	3175.	138.	2149.
91- 100	18717.	10879.	1059.	283.	2668.	1959.	2887.	1296.	1905.
101- 200	95867.	136158.	20792.	15905.	34456.	28250.	27759.	18552.	22049.
201- 300	52631.	191438.	4382.	3957.	22368.	16983.	36330.	20691.	6769.
301- 400	58086.	90701.	8743.	20712.	22456.	35999.	15059.	19231.	11455.
401- 500	16647.	52114.	9717.	4174.	18450.	13650.	13404.	6649.	14359.
501- 600	17118.	20871.	4432.	9136.	12167.	17673.	23522.	7395.	32411.
601- 700	36003.	22199.	5863.	16680.	9410.	10151.	4233.	1462.	4453.
701- 800	177173.	6086.	0.	2578.	5790.	12975.	19848.	0.	32018.
801- 900	296967.	34938.	34027.	0.	9440.	5257.	19470.	21743.	1184.
901- 1000	25989.	13091.	7365.	4623.	8496.	0.	7053.	8944.	0.
1001- 2000	3969534.	63984.	29547.	31069.	58176.	20407.	50810.	70149.	81953.
2001- 3000	61146.	36266.	43890.	11212.	39687.	19238.	3472.	29466.	0.
3001- 4000	69205.	0.	0.	0.	0.	23825.	16226.	0.	21076.
4001- 5000	0.	68519.	16466.	35501.	8110.	26485.	0.	0.	0.
5001- 6000	0.	0.	0.	0.	0.	0.	0.	0.	0.
6001- 7000	0.	0.	0.	0.	0.	29770.	42223.	0.	0.
7001- 8000	0.	0.	0.	0.	0.	0.	0.	0.	0.
8001- 9000	756.	0.	0.	0.	0.	0.	0.	0.	0.
9001- 10000	87101.	21479.	0.	0.	0.	0.	0.	0.	0.
10001- 20000	0.	0.	0.	0.	0.	0.	0.	0.	0.
20001- 30000	0.	0.	0.	0.	0.	0.	0.	0.	0.
30001- 40000	0.	0.	0.	0.	0.	0.	0.	0.	0.
40001- 50000	0.	0.	0.	0.	0.	0.	0.	0.	0.
50001-100000	0.	0.	0.	0.	0.	0.	0.	0.	0.
COLUMN TOTALS	5702702.	897687.	203751.	165904.	297929.	318519.	311495.	216260.	246212.
CUMUL. TOTALS	5702702.	6600389.	6804139.	6970042.	7267971.	7586489.	7897983.	8114242.	8360453.

BOILER POPULATION DATA - INDUSTRIAL BOILERS
PLANT FUEL USE BY PLANT FUEL SULFUR CONTENT AND CAPACITY
ALL BOILERS AND ALL FUELS

TABLE ENTRIES ARE ACTUAL FUEL CONSUMPTION, GBTU'S/YEAR
WITHIN CAPACITY AND FUEL SULFUR CONTENT RANGES

PLANT FUEL SULFUR CONTENT (WEIGHT PERCENT, EQUIVALENT BTU BASIS)

CAPACITY MBTU'S/HR	>1.5 -2.0	>2.0 -2.5	>2.5 -3.0	>3.0 -3.5	>3.5 -4.0	>4.0 -5.0	>5.0	ROW TOTAL	CUMTOT ALL
EQUAL 0	2271.	2322.	15168.	39.	0.	165.	0.	552014.	552014.
1- 10	1950.	2612.	958.	235.	745.	388.	0.	113508.	665523.
11- 20	4149.	3638.	1266.	314.	113.	1520.	45.	68054.	733577.
21- 30	4373.	6251.	1650.	1169.	231.	0.	0.	67544.	801120.
31- 40	3591.	7384.	1183.	1288.	236.	170.	70.	48072.	849193.
41- 50	3875.	4861.	7667.	224.	187.	0.	0.	55283.	904475.
51- 60	4983.	4678.	2144.	1189.	0.	0.	127.	74154.	978629.
61- 70	4475.	4883.	2601.	295.	0.	105.	0.	53938.	1032567.
71- 80	8184.	3876.	2691.	0.	0.	0.	0.	53349.	1085916.
81- 90	2433.	3150.	611.	0.	313.	10739.	317.	89072.	1174987.
91- 100	9978.	3747.	2277.	463.	207.	0.	0.	58325.	1233312.
101- 200	47280.	24983.	17450.	4596.	5490.	761.	656.	501005.	1734317.
201- 300	37319.	16024.	20683.	9370.	444.	0.	2389.	441776.	2176093.
301- 400	10299.	18132.	19156.	920.	3664.	24128.	0.	358740.	2534833.
401- 500	31441.	11127.	16051.	2726.	4620.	0.	0.	215127.	2749959.
501- 600	96287.	12731.	15017.	5516.	0.	0.	0.	274275.	3024234.
601- 700	4670.	10638.	5591.	3726.	0.	0.	0.	135079.	3159313.
701- 800	68674.	28487.	6595.	0.	0.	2754.	0.	362979.	3522291.
801- 900	17374.	3433.	5337.	8007.	0.	959.	0.	458137.	3980427.
901- 1000	13822.	17875.	13799.	0.	0.	7798.	0.	128854.	4109281.
1001- 2000	6972978.	56533.	39198.	14599.	5683.	0.	34331.	11498945.	15608226.
2001- 3000	41763.	18207.	17530.	17864.	20937.	5560.	14299.	380536.	15988762.
3001- 4000	39.	0.	41461.	0.	0.	0.	0.	171833.	16160595.
4001- 5000	0.	0.	0.	0.	30855.	0.	0.	185935.	16346530.
5001- 6000	64582.	0.	0.	0.	0.	0.	29691.	94273.	16440803.
6001- 7000	0.	0.	0.	0.	0.	0.	0.	71992.	16512795.
7001- 8000	0.	2066.	0.	52529.	0.	0.	0.	54596.	16567390.
8001- 9000	0.	0.	0.	0.	0.	0.	0.	756.	16568146.
9001- 10000	0.	0.	0.	0.	0.	0.	0.	108580.	16676725.
10001- 20000	0.	0.	0.	0.	0.	0.	0.	0.	16676725.
20001- 30000	0.	0.	0.	0.	0.	0.	0.	0.	16676725.
30001- 40000	0.	0.	0.	0.	0.	0.	0.	0.	16676725.
40001- 50000	0.	0.	0.	0.	0.	0.	0.	0.	16676725.
50001-100000	0.	0.	0.	0.	0.	0.	0.	0.	16676725.
COLUMN TOTALS	7456787.	267638.	256084.	125070.	73725.	55049.	81926.	16676725.	
CUMUL. TOTALS	15817240.	16084877.	16340960.	16466029.	16539753.	16594802.	16676728.		

BOILER POPULATION DATA - INDUSTRIAL BOILERS
ALL BOILERS AND ALL FUELS
BOILER AND PLANT SIZE DISTRIBUTIONS

X--INDIVIDUAL BOILERS
*--PLANTS

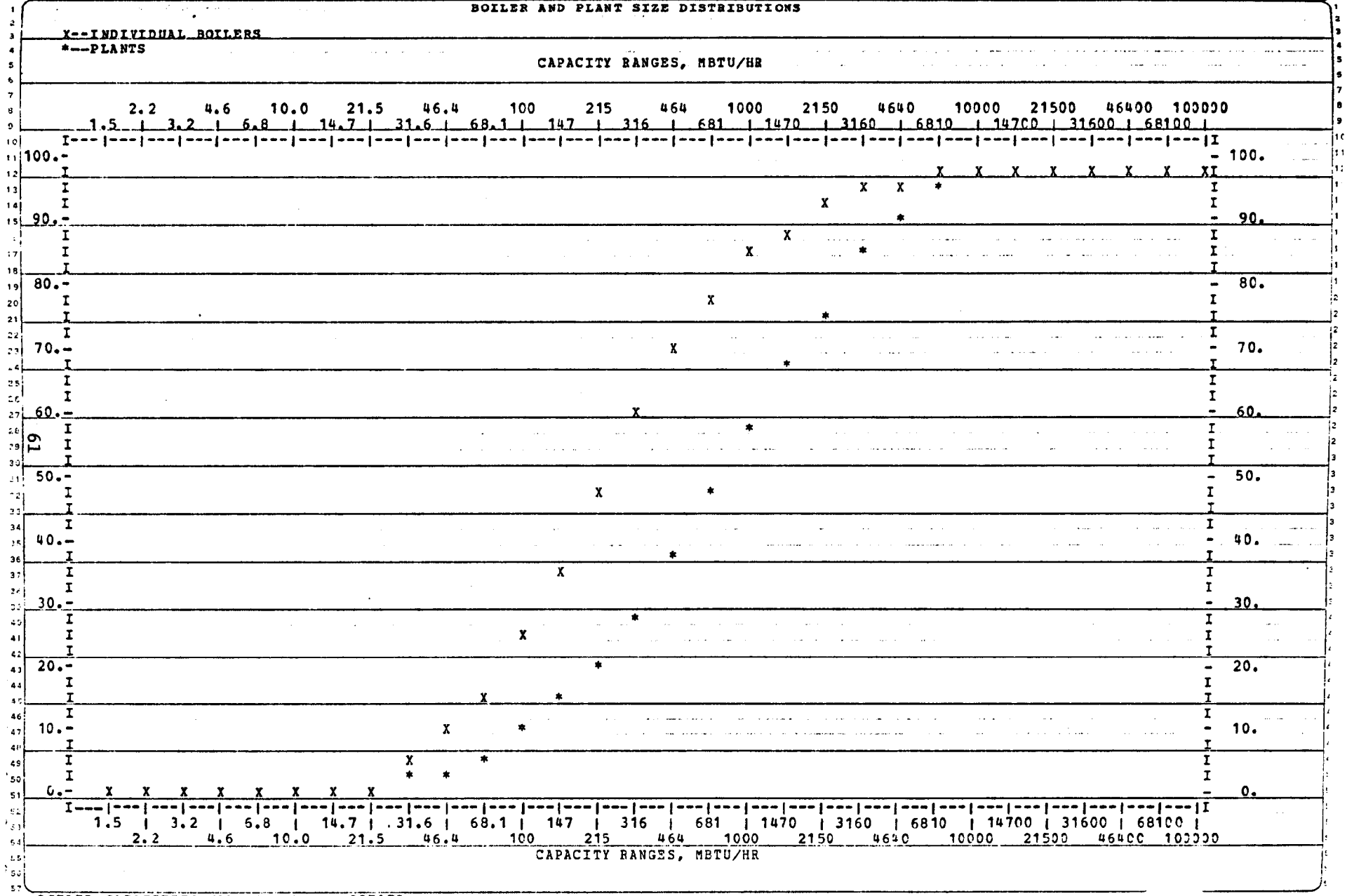

BOILER CAPACITIES (ALL DATA) = 897075.
PLANT CAPACITIES (ALL DATA) = 897075.

BOILER POPULATION DATA - INDUSTRIAL BOILERS
ALL BOILERS AND ALL FUELS
FUEL SULFUR CONTENTS

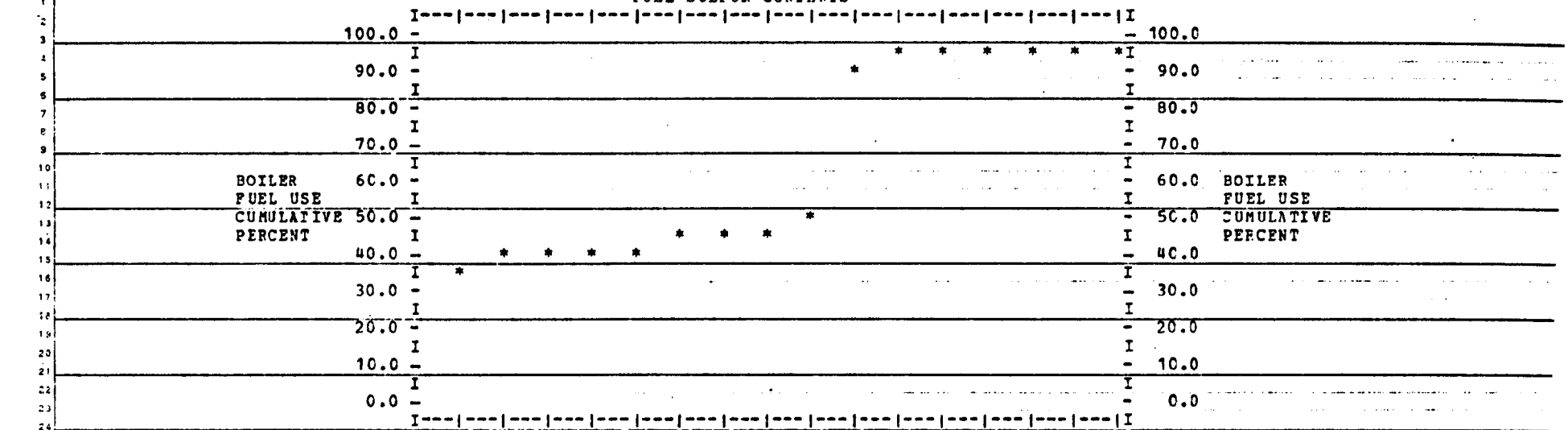

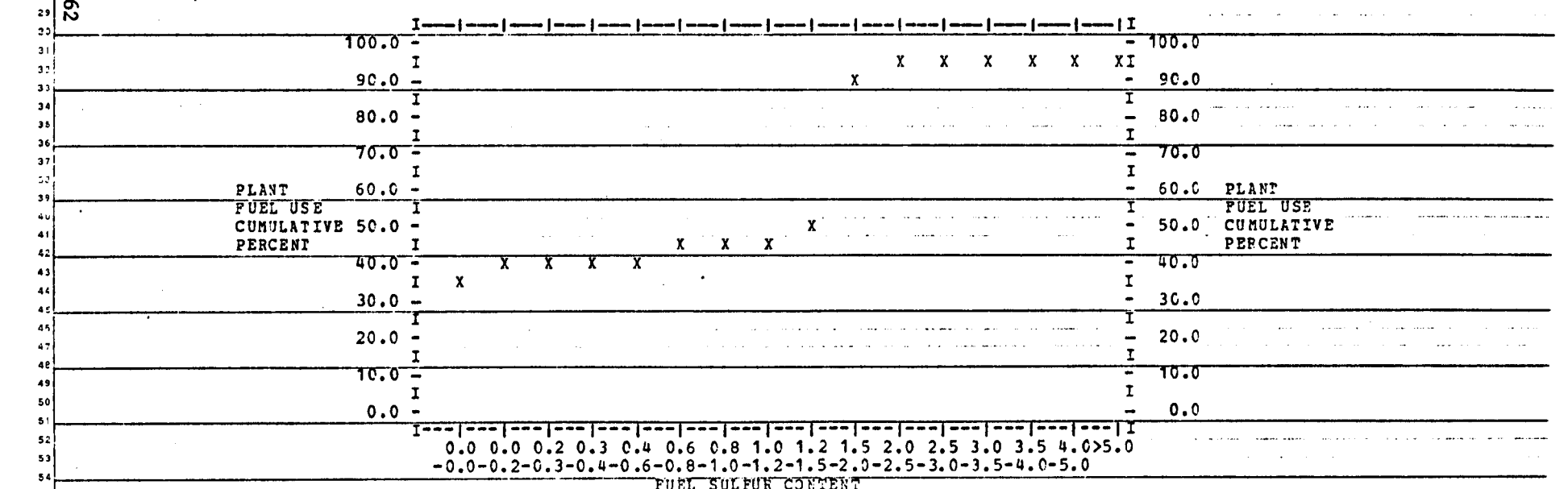

BOILER CAPACITIES (ALL DATA) = 897075.
PLANT CAPACITIES (ALL DATA) = 897075.

BOILER POPULATION DATA - INDUSTRIAL BOILERS
ALL BOILERS AND ALL FUELS
FUEL SULFUR CONTENT DENSITIES



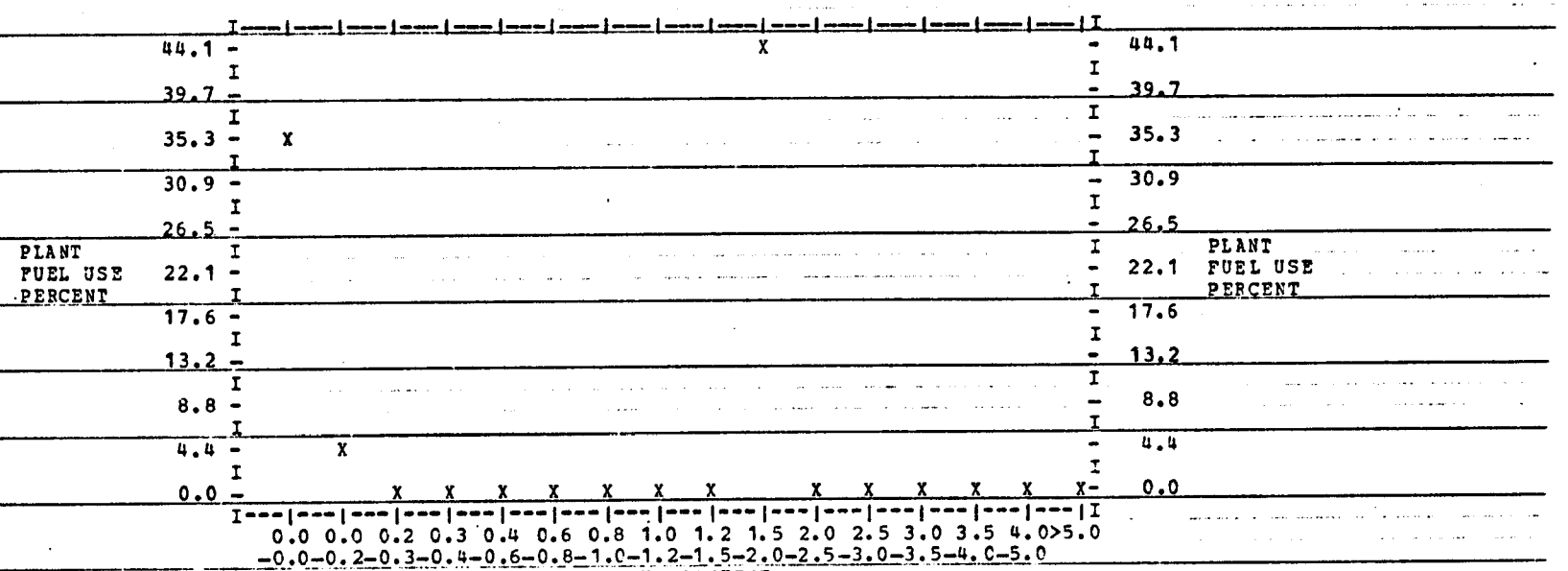

BOILER CAPACITIES (ALL DATA) = 897075.
PLANT CAPACITIES (ALL DATA) = 897075.

BOILER POPULATION DATA - INDUSTRIAL BOILERS
STACK HEIGHT BY TOTAL DESIGN CAPACITY SERVED
ALL BOILERS AND ALL FUELS

TABLE ENTRIES ARE NUMBER OF STACKS

CAPACITY MBTU'S/HR		STACK HEIGHTS IN FEET EQUAL ZERO	1- 20	21- 40	41- 60	61- 80	81- 100	101- 120	121- 140	141- 160	161- 180	181- 200	201- 250	251- 300	301- 350	351- 400
EQUAL	0	635	42	149	120	80	66	27	21	22	17	12	17	9	2	0
1-	10	516	290	634	241	189	88	32	24	18	8	3	5	1	0	0
11-	20	211	65	248	108	93	87	28	40	23	11	7	5	0	0	0
21-	30	118	35	159	94	67	50	22	29	22	9	6	8	0	1	0
31-	40	95	18	97	58	41	40	19	26	32	17	11	8	1	0	0
41-	50	68	14	71	60	46	36	19	17	16	22	6	3	0	1	0
51-	60	34	12	49	49	36	16	13	21	26	14	7	4	2	0	0
61-	70	33	8	43	22	24	21	5	20	14	12	4	2	0	0	0
71-	80	33	5	28	33	35	21	14	8	13	20	9	6	1	0	0
81-	90	27	1	20	19	16	15	7	8	14	6	6	4	0	0	0
91-	100	22	1	16	29	27	17	12	12	15	8	15	10	3	0	1
101-	200	107	6	79	117	110	71	46	51	61	56	32	55	10	1	0
201-	300	41	5	22	37	42	36	31	32	37	30	28	43	7	1	0
301-	400	14	0	16	21	23	22	10	22	26	18	15	24	4	1	2
401-	500	9	1	6	6	14	18	14	3	15	12	2	20	2	1	0
501-	600	8	0	2	3	4	11	4	7	8	8	8	14	4	3	0
601-	700	4	1	0	2	5	5	7	2	3	3	3	6	1	0	0
701-	800	9	0	1	2	2	4	7	3	3	4	5	7	2	1	0
801-	900	0	0	0	2	1	0	2	6	6	6	1	4	1	0	0
901-	1000	0	0	0	1	3	2	3	2	3	0	2	3	0	0	0
1001-	2000	9	1	3	3	4	9	8	6	6	9	8	11	2	1	1
2001-	3000	3	1	1	0	1	0	1	2	7	1	1	4	0	0	1
3001-	4000	0	0	0	1	1	0	1	0	0	1	0	1	1	0	0
4001-	5000	0	0	0	0	0	0	0	0	0	1	0	0	0	1	2
5001-	6000	0	0	1	0	0	0	0	0	0	0	0	0	1	0	0
6001-	7000	0	0	0	0	0	0	0	0	0	0	0	0	0	0	0
7001-	8000	0	0	0	0	0	0	0	0	0	0	0	0	0	0	0
8001-	9000	0	0	0	0	0	0	0	0	0	0	0	0	0	1	0
9001-	10000	0	0	0	0	0	0	1	0	0	0	0	0	0	0	0
10001-	20000	0	0	0	0	0	0	0	0	0	0	0	0	0	0	0
20001-	30000	0	0	0	0	0	0	0	0	0	0	0	0	0	0	0
30001-	40000	0	0	0	0	0	0	0	0	0	0	0	0	0	0	0
40001-	50000	0	0	0	0	0	0	0	0	0	0	0	0	0	0	0
50001-	100000	0	0	0	0	0	0	0	0	0	0	0	0	0	0	0
COLUMN TOTALS		1996	506	1645	1028	864	635	333	362	390	293	191	264	52	15	7
CUMUL. TOTALS		0	506	2151	3179	4043	4678	5011	5373	5763	6056	6247	6511	6563	6578	6585

BOILER POPULATION DATA - INDUSTRIAL BOILERS
STACK HEIGHT BY TOTAL DESIGN CAPACITY SERVED
ALL BOILERS AND ALL FUELS

TABLE ENTRIES ARE NUMBER OF STACKS

CAPACITY MBTU'S/HR	STACK HEIGHTS IN FEET 431-450	451-500	501-550	551-600	601-650	651-700	701-750	751-800	801-850	851-900	901-950	951-1000	ABOVE 1000	ROW TOTAL	CUM. TOTAL
EQUAL 0	0	0	0	0	0	0	0	0	0	0	0	0	0	1219	0
1- 10	0	1	1	0	0	0	0	0	0	0	0	0	0	2051	2051
11- 20	0	0	0	0	0	0	0	0	0	0	0	0	0	926	2977
21- 30	0	0	0	0	0	0	0	0	0	0	0	0	0	620	3597
31- 40	0	0	0	0	0	0	0	0	0	0	0	0	0	463	4060
41- 50	0	0	0	0	0	0	0	0	0	0	0	0	0	379	4439
51- 60	0	0	0	0	0	0	0	0	0	0	0	0	0	283	4722
61- 70	0	0	1	0	0	0	0	0	0	0	0	0	0	209	4931
71- 80	0	0	0	0	0	0	0	0	0	0	0	0	0	226	5157
81- 90	0	0	0	0	0	0	0	0	0	0	0	0	0	143	5300
91- 100	0	0	0	0	0	0	0	0	0	0	0	0	0	188	5488
101- 200	0	0	0	0	0	0	0	0	0	0	0	0	0	802	6290
201- 300	0	0	0	0	0	0	0	0	0	0	0	0	0	392	6682
301- 400	0	0	0	0	0	0	0	0	0	0	0	0	0	218	6900
401- 500	1	0	0	0	0	0	0	0	0	0	0	0	0	124	7024
501- 600	0	0	0	0	0	0	0	0	0	0	0	0	0	84	7108
601- 700	0	1	0	0	0	0	0	0	0	0	0	0	0	43	7151
701- 800	0	0	0	0	0	0	0	0	0	0	0	0	0	50	7201
801- 900	0	0	0	0	0	0	0	0	0	0	0	0	0	29	7230
901- 1000	0	0	0	0	0	0	0	0	0	0	0	0	0	19	7249
1001- 2000	0	0	0	0	0	0	0	0	0	0	0	0	0	81	7330
2001- 3000	0	0	0	0	0	0	0	0	0	0	0	0	0	23	7353
3001- 4000	0	1	0	0	0	0	0	0	0	0	0	0	0	7	7360
4001- 5000	0	0	0	0	0	0	0	0	0	0	0	0	0	4	7364
5001- 6000	0	0	0	0	0	0	0	0	1	0	0	0	0	3	7367
6001- 7000	0	0	0	0	0	0	0	0	0	0	0	0	0	0	7367
7001- 8000	0	0	0	0	0	0	0	0	0	0	0	0	0	0	7367
8001- 9000	0	0	0	0	0	0	0	0	0	0	0	0	0	1	7368
9001- 10000	0	0	0	0	0	0	0	0	0	0	0	0	0	1	7369
10001- 20000	0	0	0	0	0	0	0	0	0	0	0	0	0	0	7369
20001- 30000	0	0	0	0	0	0	0	0	0	0	0	0	0	0	7369
30001- 40000	0	0	0	0	0	0	0	0	0	0	0	0	0	0	7369
40001- 50000	0	0	0	0	0	0	0	0	0	0	0	0	0	0	7369
50001-100000	0	0	0	0	0	0	0	0	0	0	0	0	0	0	7369
COLUMN TOTALS	1	3	2	0	0	0	0	0	1	0	0	0	0	8588	7369
CUMUL. TOTALS	6586	6589	6591	6591	6591	6591	6591	6591	6592	6592	6592	6592	6592		

BOILER POPULATION DATA - INDUSTRIAL BOILERS
AVERAGE NUMBER OF BOILERS PER PLANT BY CAPACITY & LOAD FACTOR RANGE
ALL BOILERS AND ALL FUELS

ENTRIES ARE NUMBER OF BOILERS DIVIDED BY NUMBER OF PLANTS FOR EACH CAPACITY & LOAD FACTOR PAIR

CAPACITY MBTU'S/HR	PLANT LOAD FACTORS EQUAL 0.00	0.01- 0.09	0.10- 0.19	0.20- 0.29	0.30- 0.39	0.40- 0.49	0.50- 0.59	0.60- 0.69	0.70- 0.79
EQUAL 0	2.23	0.0	0.0	0.0	0.0	0.0	0.0	0.0	0.0
1- 10	1.20	1.15	1.08	1.19	1.16	1.18	1.06	1.10	1.13
11- 20	1.67	1.81	1.47	1.43	1.36	1.42	1.52	1.44	1.58
21- 30	1.88	1.81	1.74	1.49	1.56	1.94	1.75	1.43	1.54
31- 40	1.90	1.71	1.72	1.77	1.92	1.42	1.92	1.82	1.88
41- 50	1.60	1.47	1.73	2.22	1.59	1.79	1.41	1.64	1.38
51- 60	2.36	1.89	1.63	2.57	1.76	2.00	2.42	2.00	1.54
61- 70	2.80	1.62	1.86	2.19	2.48	2.25	1.86	2.11	2.00
71- 80	2.44	3.00	1.94	1.95	2.14	2.08	1.90	1.60	2.00
81- 90	3.00	1.80	2.00	2.44	2.63	1.75	3.10	2.14	1.33
91- 100	1.25	2.13	1.91	3.13	2.11	1.92	2.14	2.25	3.00
101- 200	3.39	2.06	2.40	2.35	2.40	2.68	2.69	2.73	2.86
201- 300	3.85	1.69	2.27	2.68	2.80	3.38	3.00	2.91	2.80
301- 400	4.40	2.19	3.45	3.16	2.86	3.39	3.00	3.67	1.67
401- 500	4.40	1.57	3.25	2.57	3.50	3.85	4.00	3.57	3.75
501- 600	2.00	1.40	4.33	3.70	4.09	4.11	2.88	4.11	4.00
601- 700	5.00	2.20	5.00	3.00	3.25	2.67	1.00	4.50	5.00
701- 800	1.00	2.67	0.0	5.75	5.67	5.80	5.00	3.67	1.67
801- 900	3.00	0.0	3.60	5.00	5.67	5.67	2.75	5.67	4.50
901- 1000	0.0	0.0	4.00	8.33	5.50	0.0	4.43	9.00	5.67
1001- 2000	4.00	2.62	5.00	2.80	5.17	6.57	4.92	6.25	5.71
2001- 3000	5.00	5.80	4.00	5.00	10.80	17.33	3.00	5.25	0.0
3001- 4000	0.0	1.00	0.0	19.00	3.00	0.0	12.00	0.0	25.00
4001- 5000	0.0	0.0	0.0	8.00	0.0	10.00	0.0	17.00	9.00
5001- 6000	0.0	0.0	0.0	0.0	0.0	0.0	0.0	1.50	9.00
6001- 7000	9.00	0.0	0.0	0.0	0.0	30.00	0.0	0.0	29.00
7001- 8000	0.0	8.00	0.0	0.0	0.0	0.0	0.0	0.0	0.0
8001- 9000	0.0	1.00	0.0	0.0	0.0	0.0	0.0	0.0	0.0
9001- 10000	0.0	0.0	0.0	8.00	0.0	0.0	0.0	0.0	0.0
10001- 20000	0.0	0.0	0.0	0.0	0.0	0.0	0.0	0.0	0.0
20001- 30000	0.0	0.0	0.0	0.0	0.0	0.0	0.0	0.0	0.0
30001- 40000	0.0	0.0	0.0	0.0	0.0	0.0	0.0	0.0	0.0
40001- 50000	0.0	0.0	0.0	0.0	0.0	0.0	0.0	0.0	0.0
50001-100000	0.0	0.0	0.0	0.0	0.0	0.0	0.0	0.0	0.0
COLUMN TOTALS	2.22	1.71	1.75	2.02	2.17	2.35	2.27	2.48	2.54
CUMUL. TOTALS	0.0	1.71	1.74	1.85	1.93	2.00	2.03	2.07	2.10

BOILER POPULATION DATA - INDUSTRIAL BOILERS
AVERAGE NUMBER OF BOILERS PER PLANT BY CAPACITY & LOAD FACTOR RANGE
ALL BOILERS AND ALL FUELS

ENTRIES ARE NUMBER OF BOILERS DIVIDED BY NUMBER OF PLANTS FOR EACH CAPACITY & LOAD FACTOR PAIR

CAPACITY MBTU'S/HR	PLANT LOAD FACTORS 0.80-0.89	0.90-0.99	TOTAL <1.00	EQUAL 1.00	ABOVE 1.00	ROW TOTAL	CUMTOT <1.00	CUMTOT ALL
EQUAL 0	0.0	0.0	2.23	0.0	1.63	1.96	0.0	0.0
1- 10	1.08	1.04	1.14	0.0	1.42	1.19	1.14	1.19
11- 20	1.28	1.26	1.48	0.0	1.62	1.50	1.25	1.28
21- 30	1.36	1.64	1.66	0.0	1.65	1.66	1.33	1.35
31- 40	1.83	1.69	1.74	0.0	1.96	1.76	1.38	1.40
41- 50	2.20	1.71	1.73	0.0	1.56	1.71	1.41	1.43
51- 60	1.17	2.50	2.05	0.0	3.04	2.17	1.46	1.48
61- 70	1.83	1.57	2.06	0.0	2.00	2.05	1.49	1.51
71- 80	1.43	1.73	2.02	0.0	2.00	2.02	1.51	1.53
81- 90	1.33	2.00	2.22	0.0	2.18	2.22	1.54	1.55
91- 100	1.67	1.80	2.20	0.0	1.83	2.16	1.56	1.57
101- 200	2.25	2.58	2.54	0.0	3.30	2.62	1.70	1.72
201- 300	2.07	2.30	2.80	0.0	4.17	2.88	1.78	1.80
301- 400	3.89	2.70	3.09	0.0	2.71	3.06	1.83	1.85
401- 500	3.80	2.80	3.36	0.0	3.38	3.36	1.87	1.88
501- 600	3.00	1.67	3.43	0.0	3.89	3.48	1.90	1.91
601- 700	6.00	2.25	3.53	0.0	7.00	3.61	1.91	1.93
701- 800	3.50	5.50	4.42	0.0	4.33	4.41	1.93	1.95
801- 900	0.0	3.67	4.27	0.0	5.67	4.53	1.95	1.97
901- 1000	8.50	3.00	5.72	0.0	14.00	6.04	1.97	1.99
1001- 2000	5.21	6.70	4.94	0.0	6.82	5.12	2.04	2.06
2001- 3000	19.67	1.00	8.52	0.0	4.00	7.85	2.09	2.10
3001- 4000	14.00	3.00	11.13	0.0	11.00	11.11	2.10	2.12
4001- 5000	7.00	0.0	10.20	0.0	1.00	8.67	2.11	2.13
5001- 6000	0.0	0.0	4.00	0.0	0.0	4.00	2.11	2.13
6001- 7000	0.0	0.0	22.67	0.0	0.0	22.67	2.13	2.14
7001- 8000	4.00	0.0	6.00	0.0	0.0	6.00	2.13	2.14
8001- 9000	0.0	0.0	1.00	0.0	0.0	1.00	2.13	2.14
9001- 10000	0.0	0.0	8.00	0.0	1.00	4.50	2.13	2.14
10001- 20000	0.0	0.0	0.0	0.0	0.0	0.0	2.13	2.14
20001- 30000	0.0	0.0	0.0	0.0	0.0	0.0	2.13	2.14
30001- 40000	0.0	0.0	0.0	0.0	0.0	0.0	2.13	2.14
40001- 50000	0.0	0.0	0.0	0.0	0.0	0.0	2.13	2.14
50001-100000	0.0	0.0	0.0	0.0	0.0	0.0	2.13	2.14
COLUMN TOTALS	2.59	2.19	2.14	0.0	2.02	1.79		
CUMUL. TOTALS	2.12	2.12	2.12	2.12	2.11			

BOILER POPULATION DATA - INDUSTRIAL BOILERS
BOILER CAPACITY BY BOILER LOAD FACTOR
ALL COAL-FIRED BOILERS

TABLE ENTRIES ARE NUMBER OF BOILERS
WITHIN CAPACITY AND LOAD FACTOR RANGES

CAPACITY MBTU'S/HR	BOILER LOAD FACTORS EQUAL 0.00	0.01- 0.09	0.10- 0.19	0.20- 0.29	0.30- 0.39	0.40- 0.49	0.50- 0.59	0.60- 0.69	0.70- 0.79
EQUAL 0	143	0	0	0	0	0	0	0	0
1- 10	5	41	38	32	12	14	17	9	4
11- 20	6	30	11	17	18	22	8	12	5
21- 30	4	14	10	26	28	18	8	10	13
31- 40	5	15	17	25	18	22	17	5	9
41- 50	6	16	15	28	21	17	7	10	17
51- 60	4	15	10	14	19	27	10	18	3
61- 70	5	3	7	14	14	7	6	8	7
71- 80	1	16	12	15	21	25	5	7	8
81- 90	1	12	12	18	3	8	5	2	1
91- 100	2	9	14	19	26	13	12	2	11
101- 200	4	42	61	70	75	48	30	50	27
201- 300	7	22	14	25	21	14	17	13	14
301- 400	2	12	5	3	7	6	3	4	6
401- 500	0	13	3	3	0	1	6	3	2
501- 600	2	2	1	1	1	1	0	0	4
601- 700	0	3	0	0	1	1	0	1	0
701- 800	2	1	0	0	0	0	0	3	0
801- 900	1	1	1	0	0	1	1	0	0
901- 1000	0	1	1	0	0	0	0	0	0
1001- 2000	0	3	0	2	0	0	1	0	0
2001- 3000	0	1	0	0	0	0	0	1	1
3001- 4000	0	2	0	0	0	0	0	0	1
4001- 5000	0	0	0	0	0	0	0	0	0
5001- 6000	0	0	0	0	0	0	0	1	0
6001- 7000	0	0	0	0	0	0	0	0	0
7001- 8000	0	0	0	0	0	0	0	0	0
8001- 9000	0	0	0	0	0	0	0	0	0
9001- 10000	0	0	0	0	0	0	0	0	0
10001-100000	0	0	0	0	0	0	0	0	0
COLUMN TOTALS	200	274	232	312	285	245	153	159	133
CUMUL. TOTALS	0	274	506	818	1103	1348	1501	1660	1793

BOILER POPULATION DATA - INDUSTRIAL BOILERS
BOILER CAPACITY BY BOILER LOAD FACTOR AND CAPACITY
ALL COAL-FIRED BOILERS

TABLE ENTRIES ARE NUMBER OF BOILERS
WITHIN CAPACITY AND LOAD FACTOR RANGES

CAPACITY MBTU'S/HR	BOILER LOAD FACTORS 0.80-0.89	0.90-0.99	TOTAL <1.00	EQUAL 1.00	ABOVE 1.00	ROW TOTAL	CUMTOT <1.00	CUMTOT ALL
EQUAL 0	0	0	143	0	70	213	0	0
1- 10	10	11	193	0	52	245	193	245
11- 20	5	9	143	0	39	182	336	427
21- 30	2	3	136	0	26	162	472	589
31- 40	12	6	151	0	18	169	623	758
41- 50	1	6	144	0	24	168	767	926
51- 60	4	7	131	0	8	139	898	1065
61- 70	5	6	82	0	11	93	980	1158
71- 80	1	5	116	0	11	127	1096	1285
81- 90	2	3	67	0	6	73	1163	1358
91- 100	6	4	118	0	3	121	1281	1479
101- 200	38	14	459	0	27	486	1740	1965
201- 300	11	8	166	0	5	171	1906	2136
301- 400	7	5	60	0	2	62	1966	2198
401- 500	3	1	35	0	4	39	2001	2237
501- 600	6	0	18	0	1	19	2019	2256
601- 700	6	1	13	0	1	14	2032	2270
701- 800	1	0	7	0	1	8	2039	2278
801- 900	0	0	5	0	3	8	2044	2286
901- 1000	0	0	2	0	0	2	2046	2288
1001- 2000	4	0	10	0	1	11	2056	2299
2001- 3000	0	0	3	0	0	3	2059	2302
3001- 4000	0	0	3	0	0	3	2062	2305
4001- 5000	0	0	0	0	0	0	2062	2305
5001- 6000	0	0	1	0	0	1	2063	2306
6001- 7000	0	0	0	0	0	0	2063	2306
7001- 8000	0	0	0	0	0	0	2063	2306
8001- 9000	0	0	0	0	0	0	2063	2306
9001- 10000	0	0	0	0	0	0	2063	2306
10001-100000	0	0	0	0	0	0	2063	2306
COLUMN TOTALS	124	89	2206	0	313	2519		
CUMUL. TOTALS	1917	2006	2006	2006	2319			

BOILER POPULATION DATA - INDUSTRIAL BOILERS
PLANT CAPACITY BY PLANT LOAD FACTOR
ALL COAL-FIRED BOILERS

TABLE ENTRIES ARE NUMBER OF PLANTS
WITHIN CAPACITY AND LOAD FACTOR RANGES

CAPACITY MBTU'S/HR	PLANT LOAD FACTORS EQUAL 0.00	0.01- 0.09	0.10- 0.19	0.20- 0.29	0.30- 0.39	0.40- 0.49	0.50- 0.59	0.60- 0.69	0.70- 0.79
EQUAL 0	39	0	0	0	0	0	0	0	0
1- 10	3	27	22	16	8	9	13	2	2
11- 20	4	8	5	10	5	9	4	3	3
21- 30	0	7	10	12	4	2	4	4	6
31- 40	1	13	7	2	5	10	4	1	2
41- 50	0	8	4	4	6	7	3	3	2
51- 60	2	5	5	5	5	7	2	3	2
61- 70	1	2	2	7	4	3	3	3	0
71- 80	1	6	2	4	1	3	1	3	3
81- 90	1	3	4	6	2	3	1	3	1
91- 100	1	1	2	7	7	1	4	1	2
101- 200	3	18	13	20	20	23	12	15	13
201- 300	3	10	9	17	11	12	5	7	6
301- 400	0	5	7	11	11	3	5	6	1
401- 500	0	5	3	10	13	4	3	2	3
501- 600	1	1	5	7	2	2	0	2	3
601- 700	0	0	0	2	2	2	1	0	0
701- 800	1	2	0	2	0	2	3	1	1
801- 900	1	3	1	1	3	1	2	0	0
901- 1000	0	0	0	0	2	0	2	0	1
1001- 2000	0	9	1	8	1	5	3	2	4
2001- 3000	1	1	2	2	0	1	0	2	0
3001- 4000	0	0	0	0	0	0	1	0	0
4001- 5000	0	1	0	0	0	0	0	0	1
5001- 6000	0	0	0	0	0	0	0	2	0
6001- 7000	0	0	0	0	0	0	0	0	1
7001- 8000	0	1	0	0	0	0	0	0	0
8001- 9000	0	0	0	0	0	0	0	0	0
9001- 10000	0	0	0	0	0	0	0	0	0
10001- 20000	0	0	0	0	0	0	0	0	0
20001- 30000	0	0	0	0	0	0	0	0	0
30001- 40000	0	0	0	0	0	0	0	0	0
40001- 50000	0	0	0	0	0	0	0	0	0
50001-100000	0	0	0	0	0	0	0	0	0
COLUMN TOTALS	63	136	104	153	112	109	76	65	57
CUMUL. TOTALS	0	136	240	393	505	614	690	755	812

BOILER POPULATION DATA - INDUSTRIAL BOILERS
PLANT CAPACITY BY PLANT LOAD FACTOR
ALL COAL-FIRED BOILERS

TABLE ENTRIES ARE NUMBER OF PLANTS
WITHIN CAPACITY AND LOAD FACTOR RANGES

CAPACITY MBTU'S/HR	PLANT LOAD FACTORS 0.80-0.89	0.90-0.99	TOTAL <1.00	EQUAL 1.00	ABOVE 1.00	ROW TOTAL	CUMTOT <1.00	CUMTOT ALL
EQUAL 0	0	0	39	0	44	83	0	0
1- 10	9	2	113	0	31	144	113	144
11- 20	0	7	58	0	8	66	171	210
21- 30	3	0	52	0	14	66	223	276
31- 40	3	5	53	0	7	60	276	336
41- 50	1	2	40	0	9	49	316	385
51- 60	1	2	39	0	7	46	355	431
61- 70	2	2	29	0	4	33	384	464
71- 80	2	2	28	0	2	30	412	494
81- 90	1	0	25	0	2	27	437	521
91- 100	1	1	28	0	1	29	465	550
101- 200	7	10	154	0	11	165	619	715
201- 300	7	2	89	0	7	96	708	811
301- 400	1	3	53	0	0	53	761	864
401- 500	4	1	48	0	0	48	809	912
501- 600	5	0	28	0	5	33	837	945
601- 700	3	0	10	0	1	11	847	956
701- 800	0	1	13	0	1	14	860	970
801- 900	0	0	12	0	2	14	872	984
901- 1000	0	1	6	0	0	6	878	990
1001- 2000	4	1	38	0	2	40	916	1030
2001- 3000	1	0	10	0	1	11	926	1041
3001- 4000	0	0	1	0	0	1	927	1042
4001- 5000	0	0	2	0	0	2	929	1044
5001- 6000	0	0	2	0	0	2	931	1046
6001- 7000	0	0	1	0	0	1	932	1047
7001- 8000	1	0	2	0	0	2	934	1049
8001- 9000	0	0	0	0	0	0	934	1049
9001- 10000	0	0	0	0	0	0	934	1049
10001- 20000	0	0	0	0	0	0	934	1049
20001- 30000	0	0	0	0	0	0	934	1049
30001- 40000	0	0	0	0	0	0	934	1049
40001- 50000	0	0	0	0	0	0	934	1049
50001-100000	0	0	0	0	0	0	934	1049
COLUMN TOTALS	56	42	973	0	159	1132		
CUMUL. TOTALS	868	910	910	910	1069			

BOILER POPULATION DATA - INDUSTRIAL BOILERS
ALL COAL-FIRED BOILERS
BOILER AND PLANT NUMBER DISTRIBUTIONS

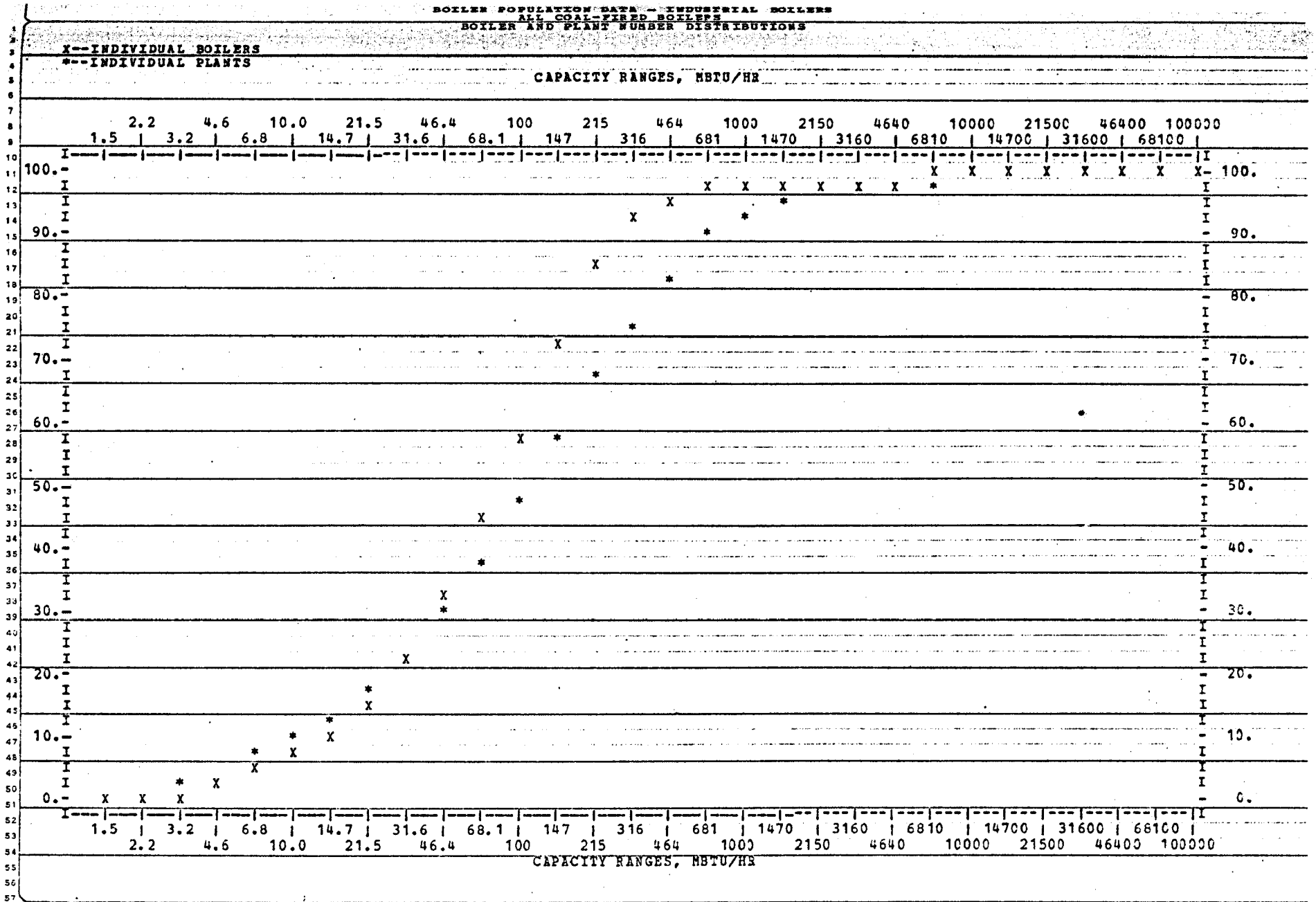

NUMBER OF BOILERS (ALL DATA) = 2519 NUMBER OF BOILERS (RELIABLE DATA) = 2006
NUMBER OF PLANTS (ALL DATA) = 1132 NUMBER OF PLANTS (RELIABLE DATA) = 910

IC1-5

BOILER POPULATION DATA - INDUSTRIAL BOILERS
ALL COAL-FIRED BOILERS
LOAD FACTORS



LOAD FACTOR
ALL COAL-FIRED BOILERS
LOAD FACTOR DENSITIES

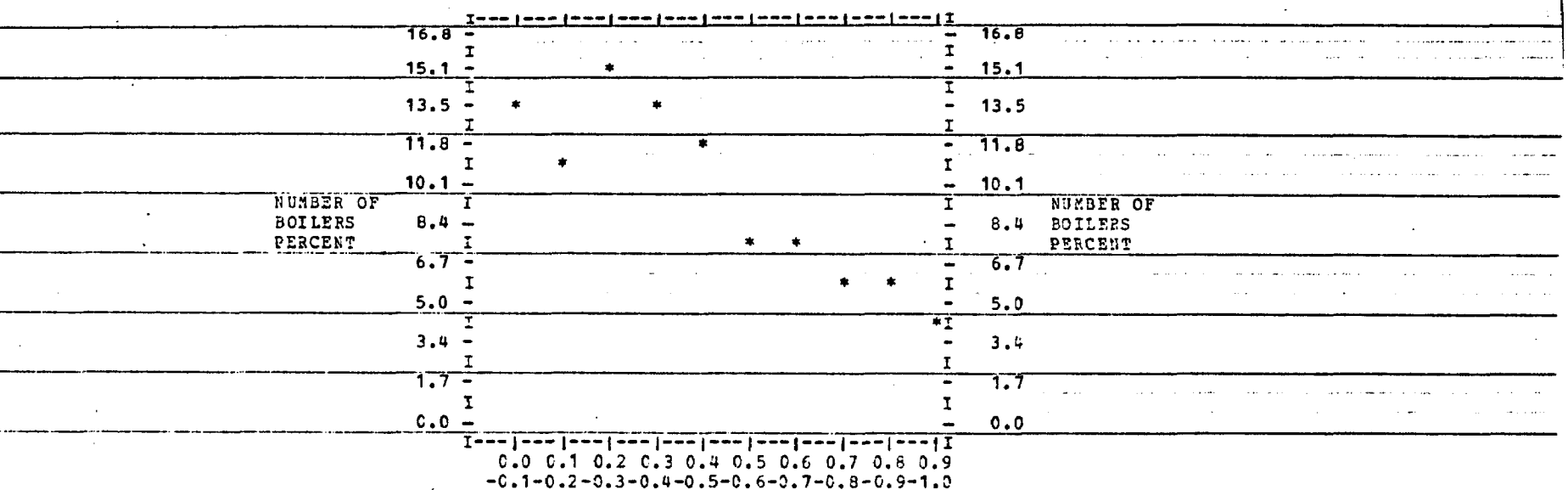

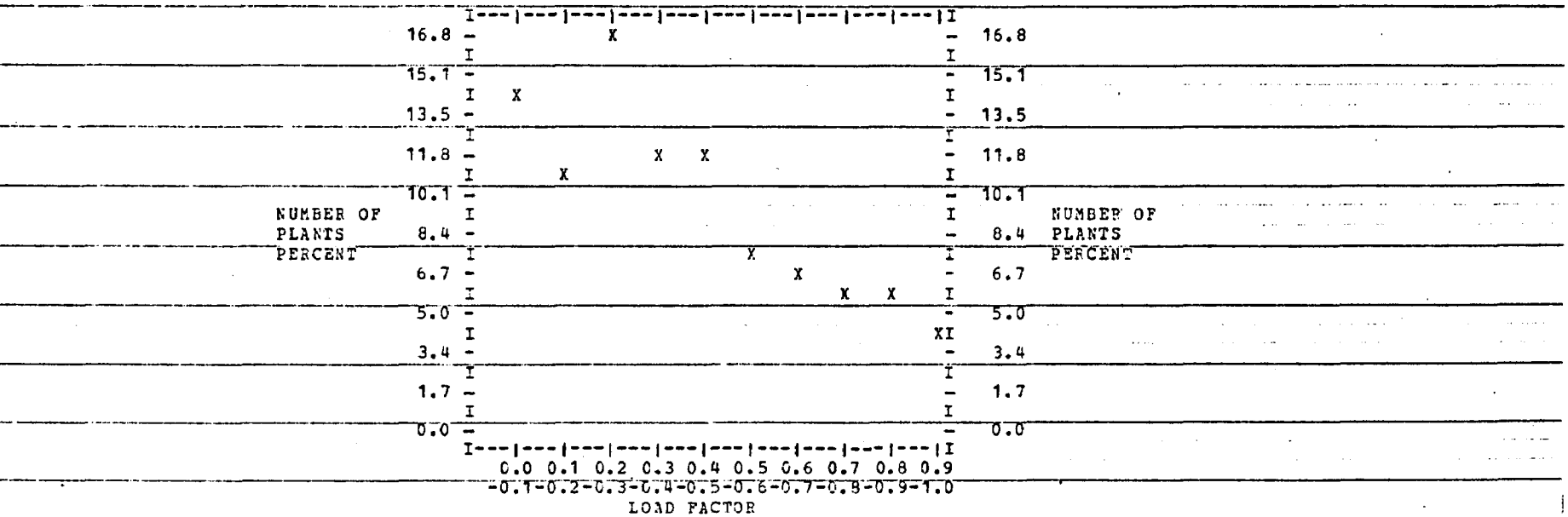

NUMBER OF BOILERS (ALL DATA) = 2519 NUMBER OF BOILERS (RELIABLE DATA) = 2006
NUMBER OF PLANTS (ALL DATA) = 1132 NUMBER OF PLANTS (RELIABLE DATA) = 910

IC1-7

BOILER POPULATION DATA - INDUSTRIAL BOILERS
BOILER CAPACITY BY BOILER LOAD FACTOR AND CAPACITY
ALL COAL-FIRED BOILERS

TABLE ENTRIES ARE TOTAL CAPACITY
WITHIN CAPACITY AND LOAD FACTOR RANGES

BOILER LOAD FACTORS

CAPACITY MBTU'S/HR	EQUAL 0.00	0.01- 0.09	0.10- 0.19	0.20- 0.29	0.30- 0.39	0.40- 0.49	0.50- 0.59	0.60- 0.69	0.70- 0.79
EQUAL 0	0.	0.	0.	0.	0.	0.	0.	0.	0.
1- 10	18.	241.	191.	173.	67.	81.	104.	47.	22.
11- 20	101.	481.	172.	271.	310.	356.	125.	172.	81.
21- 30	108.	360.	249.	672.	720.	470.	190.	265.	336.
31- 40	191.	547.	632.	909.	621.	813.	619.	174.	316.
41- 50	285.	741.	686.	1328.	979.	818.	316.	465.	826.
51- 60	234.	823.	577.	819.	1096.	1532.	577.	1014.	161.
61- 70	338.	184.	463.	921.	931.	450.	390.	520.	480.
71- 80	76.	1217.	899.	1143.	1555.	1910.	381.	526.	603.
81- 90	89.	1025.	1033.	1551.	255.	702.	426.	162.	85.
91- 100	200.	869.	1373.	1864.	2537.	1256.	1175.	199.	1053.
101- 200	498.	5853.	9129.	10121.	11157.	6913.	4540.	7773.	3622.
201- 300	1681.	5267.	3049.	6250.	5142.	3371.	4112.	3464.	3829.
301- 400	780.	3771.	1865.	1119.	2532.	2007.	995.	1364.	2294.
401- 500	0.	6009.	1440.	1356.	0.	432.	2751.	1367.	936.
501- 600	1180.	1103.	597.	531.	538.	600.	0.	0.	2082.
601- 700	0.	1901.	0.	0.	660.	660.	0.	602.	0.
701- 800	1585.	721.	0.	0.	0.	0.	0.	2235.	0.
801- 900	850.	852.	840.	0.	0.	855.	850.	0.	0.
901- 1000	0.	988.	930.	0.	0.	0.	0.	0.	0.
1001- 2000	0.	4055.	0.	3124.	0.	0.	1114.	0.	0.
2001- 3000	0.	2100.	0.	0.	0.	0.	0.	2590.	2581.
3001- 4000	0.	7600.	0.	0.	0.	0.	0.	0.	3017.
4001- 5000	0.	0.	0.	0.	0.	0.	0.	0.	0.
5001- 6000	0.	0.	0.	0.	0.	0.	0.	5068.	0.
6001- 7000	0.	0.	0.	0.	0.	0.	0.	0.	0.
7001- 8000	0.	0.	0.	0.	0.	0.	0.	0.	0.
8001- 9000	0.	0.	0.	0.	0.	0.	0.	0.	0.
9001- 10000	0.	0.	0.	0.	0.	0.	0.	0.	0.
10001-100000	0.	0.	0.	0.	0.	0.	0.	0.	0.
COLUMN TOTALS	8214.	46708.	24125.	32152.	29100.	23226.	18665.	28007.	22324.
CUMUL. TOTALS	0.	46708.	70833.	102985.	132085.	155311.	173976.	201983.	224307.

BOILER POPULATION DATA - INDUSTRIAL BOILERS
PLANT CAPACITY BY PLANT LOAD FACTOR AND CAPACITY
ALL COAL-FIRED BOILERS

TABLE ENTRIES ARE TOTAL CAPACITY
WITHIN CAPACITY AND LOAD FACTOR RANGES

CAPACITY MBTU'S/HR	PLANT LOAD FACTORS 0.80-0.89	0.90-0.99	TOTAL <1.00	EQUAL 1.00	ABOVE 1.00	ROW TOTAL	CUMTOT <1.00	CUMTOT ALL
EQUAL 0	0.	0.	0.	0.	0.	0.	0.	0.
1- 10	38.	14.	611.	0.	102.	713.	611.	713.
11- 20	0.	99.	919.	0.	130.	1049.	1530.	1762.
21- 30	82.	0.	1326.	0.	365.	1691.	2856.	3453.
31- 40	117.	191.	1947.	0.	261.	2208.	4803.	5661.
41- 50	44.	97.	1869.	0.	416.	2285.	6672.	7946.
51- 60	56.	112.	2187.	0.	394.	2581.	8859.	10527.
61- 70	132.	138.	1951.	0.	262.	2213.	10810.	12740.
71- 80	158.	154.	2142.	0.	152.	2294.	12952.	15034.
81- 90	85.	0.	2154.	0.	172.	2326.	15106.	17360.
91- 100	100.	96.	2745.	0.	96.	2841.	17851.	20201.
101- 200	1084.	1399.	22470.	0.	1672.	24142.	40321.	44343.
201- 300	1717.	493.	21924.	0.	1755.	23679.	62245.	68022.
301- 400	310.	1027.	18886.	0.	0.	18886.	81131.	86908.
401- 500	1800.	430.	21895.	0.	0.	21895.	103026.	108803.
501- 600	2798.	0.	15884.	0.	2753.	18637.	118910.	127440.
601- 700	1964.	0.	6558.	0.	680.	7238.	125468.	134678.
701- 800	0.	740.	9802.	0.	750.	10552.	135270.	145230.
801- 900	0.	0.	10292.	0.	1748.	12040.	145562.	157270.
901- 1000	0.	955.	5696.	0.	0.	5696.	151258.	162966.
1001- 2000	5924.	1369.	51703.	0.	3620.	55323.	202961.	218289.
2001- 3000	2372.	0.	24356.	0.	2810.	27166.	227317.	245455.
3001- 4000	0.	0.	3100.	0.	0.	3100.	230417.	248555.
4001- 5000	0.	0.	9017.	0.	0.	9017.	239434.	257572.
5001- 6000	0.	0.	10239.	0.	0.	10239.	249673.	267811.
6001- 7000	0.	0.	6599.	0.	0.	6599.	256272.	274410.
7001- 8000	7397.	0.	14997.	0.	0.	14997.	271269.	289407.
8001- 9000	0.	0.	0.	0.	0.	0.	271269.	289407.
9001- 10000	0.	0.	0.	0.	0.	0.	271269.	289407.
10001- 20000	0.	0.	0.	0.	0.	0.	271269.	289407.
20001- 30000	0.	0.	0.	0.	0.	0.	271269.	289407.
30001- 40000	0.	0.	0.	0.	0.	0.	271269.	289407.
40001- 50000	0.	0.	0.	0.	0.	0.	271269.	289407.
50001-100000	0.	0.	0.	0.	0.	0.	271269.	289407.
COLUMN TOTALS	26178.	7314.	271269.	0.	18138.	289407.		
CUMUL. TOTALS	257867.	265181.	265181.	265181.	283319.			

BOILER POPULATION DATA - INDUSTRIAL BOILERS
PLANT CAPACITY BY PLANT LOAD FACTOR AND CAPACITY
ALL COAL-FIRED BOILERS

TABLE ENTRIES ARE TOTAL CAPACITY
WITHIN CAPACITY AND LOAD FACTOR RANGES

PLANT LOAD FACTORS

CAPACITY MBTU'S/HR	EQUAL 0.00	0.01- 0.09	0.10- 0.19	0.20- 0.29	0.30- 0.39	0.40- 0.49	0.50- 0.59	0.60- 0.69	0.70- 0.79
EQUAL 0	0.	0.	0.	0.	0.	0.	0.	0.	0.
1- 10	11.	145.	97.	97.	46.	55.	91.	9.	8.
11- 20	67.	127.	87.	159.	87.	142.	56.	44.	51.
21- 30	0.	177.	249.	304.	109.	49.	95.	113.	148.
31- 40	38.	472.	258.	78.	166.	373.	142.	39.	73.
41- 50	0.	366.	187.	182.	292.	335.	135.	138.	93.
51- 60	114.	274.	289.	276.	289.	395.	105.	171.	106.
61- 70	70.	130.	140.	467.	268.	208.	198.	200.	0.
71- 80	80.	449.	157.	302.	80.	228.	80.	230.	224.
81- 90	89.	263.	349.	511.	170.	261.	85.	256.	85.
91- 100	100.	100.	200.	687.	693.	93.	388.	94.	194.
101- 200	439.	2440.	1966.	2769.	2831.	3460.	1889.	2225.	1968.
201- 300	685.	2465.	2273.	4176.	2601.	2868.	1246.	1751.	1649.
301- 400	0.	1788.	2616.	3973.	3837.	1047.	1773.	2165.	350.
401- 500	0.	2304.	1418.	4581.	5785.	1892.	1406.	910.	1369.
501- 600	590.	600.	2881.	3871.	1169.	1194.	0.	1128.	1653.
601- 700	0.	0.	0.	1319.	1345.	1328.	602.	0.	0.
701- 800	800.	1441.	0.	1580.	0.	1493.	2273.	754.	721.
801- 900	850.	2536.	832.	890.	2590.	866.	1728.	0.	0.
901- 1000	0.	0.	0.	0.	1892.	0.	1945.	0.	904.
1001- 2000	0.	11797.	1148.	11547.	1069.	6941.	3862.	2620.	5426.
2001- 3000	2155.	2194.	5220.	5518.	0.	2032.	0.	4865.	0.
3001- 4000	0.	0.	0.	0.	0.	0.	3100.	0.	0.
4001- 5000	0.	4222.	0.	0.	0.	0.	0.	0.	4795.
5001- 6000	0.	0.	0.	0.	0.	0.	0.	10239.	0.
6001- 7000	0.	0.	0.	0.	0.	0.	0.	0.	6599.
7001- 8000	0.	7600.	0.	0.	0.	0.	0.	0.	0.
8001- 9000	0.	0.	0.	0.	0.	0.	0.	0.	0.
9001- 10000	0.	0.	0.	0.	0.	0.	0.	0.	0.
10001- 20000	0.	0.	0.	0.	0.	0.	0.	0.	0.
20001- 30000	0.	0.	0.	0.	0.	0.	0.	0.	0.
30001- 40000	0.	0.	0.	0.	0.	0.	0.	0.	0.
40001- 50000	0.	0.	0.	0.	0.	0.	0.	0.	0.
50001-100000	0.	0.	0.	0.	0.	0.	0.	0.	0.
COLUMN TOTALS	6088.	41890.	20367.	43287.	25319.	25260.	21199.	27951.	26416.
CUMUL. TOTALS	0.	41890.	62257.	105544.	130863.	156123.	177322.	205273.	231689.

BOILER POPULATION DATA - INDUSTRIAL BOILERS
PLANT CAPACITY BY PLANT LOAD FACTOR AND CAPACITY
ALL COAL-FIRED BOILERS

TABLE ENTRIES ARE TOTAL CAPACITY
WITHIN CAPACITY AND LOAD FACTOR RANGES

PLANT LOAD FACTORS

CAPACITY MBTU'S/HR	0.80-0.89	0.90-0.99	TOTAL <1.00	EQUAL 1.00	ABOVE 1.00	ROW TOTAL	CUMTOT <1.00	CUMTOT ALL
EQUAL 0	0.	0.	0.	0.	0.	0.	0.	0.
1- 10	38.	14.	611.	0.	102.	713.	611.	713.
11- 20	0.	99.	919.	0.	130.	1049.	1530.	1762.
21- 30	82.	0.	1326.	0.	365.	1691.	2856.	3453.
31- 40	117.	191.	1947.	0.	261.	2208.	4803.	5661.
41- 50	44.	97.	1869.	0.	416.	2285.	6672.	7946.
51- 60	56.	112.	2187.	0.	394.	2581.	8859.	10527.
61- 70	132.	138.	1951.	0.	262.	2213.	10810.	12740.
71- 80	158.	154.	2142.	0.	152.	2294.	12952.	15034.
81- 90	85.	0.	2154.	0.	172.	2326.	15106.	17360.
91- 100	100.	96.	2745.	0.	96.	2841.	17851.	20201.
101- 200	1084.	1399.	22470.	0.	1672.	24142.	40321.	44343.
201- 300	1717.	493.	21924.	0.	1755.	23679.	62245.	68022.
301- 400	310.	1027.	18886.	0.	0.	18886.	81131.	86908.
401- 500	1800.	430.	21895.	0.	0.	21895.	103026.	108803.
501- 600	2798.	0.	15884.	0.	2753.	18637.	118910.	127440.
601- 700	1964.	0.	6558.	0.	680.	7238.	125468.	134678.
701- 800	0.	740.	9802.	0.	750.	10552.	135270.	145230.
801- 900	0.	0.	10292.	0.	1748.	12040.	145562.	157270.
901- 1000	0.	955.	5696.	0.	0.	5696.	151258.	162966.
1001- 2000	5924.	1369.	51703.	0.	3620.	55323.	202961.	218289.
2001- 3000	2372.	0.	24356.	0.	2810.	27166.	227317.	245455.
3001- 4000	0.	0.	3100.	0.	0.	3100.	230417.	248555.
4001- 5000	0.	0.	9017.	0.	0.	9017.	239434.	257572.
5001- 6000	0.	0.	10239.	0.	0.	10239.	249673.	267811.
6001- 7000	0.	0.	6599.	0.	0.	6599.	256272.	274410.
7001- 8000	7397.	0.	14997.	0.	0.	14997.	271269.	289407.
8001- 9000	0.	0.	0.	0.	0.	0.	271269.	289407.
9001- 10000	0.	0.	0.	0.	0.	0.	271269.	289407.
10001- 20000	0.	0.	0.	0.	0.	0.	271269.	289407.
20001- 30000	0.	0.	0.	0.	0.	0.	271269.	289407.
30001- 40000	0.	0.	0.	0.	0.	0.	271269.	289407.
40001- 50000	0.	0.	0.	0.	0.	0.	271269.	289407.
50001-100000	0.	0.	0.	0.	0.	0.	271269.	289407.
COLUMN TOTALS	26178.	7314.	271269.	0.	18138.	289407.		
CUMUL. TOTALS	257867.	265181.	265181.	265181.	283319.			

BOILER POPULATION DATA - INDUSTRIAL BOILERS
ALL COAL-FIRED BOILERS
BOILER AND PLANT SIZE DISTRIBUTIONS

X--INDIVIDUAL BOILERS
*--PLANTS

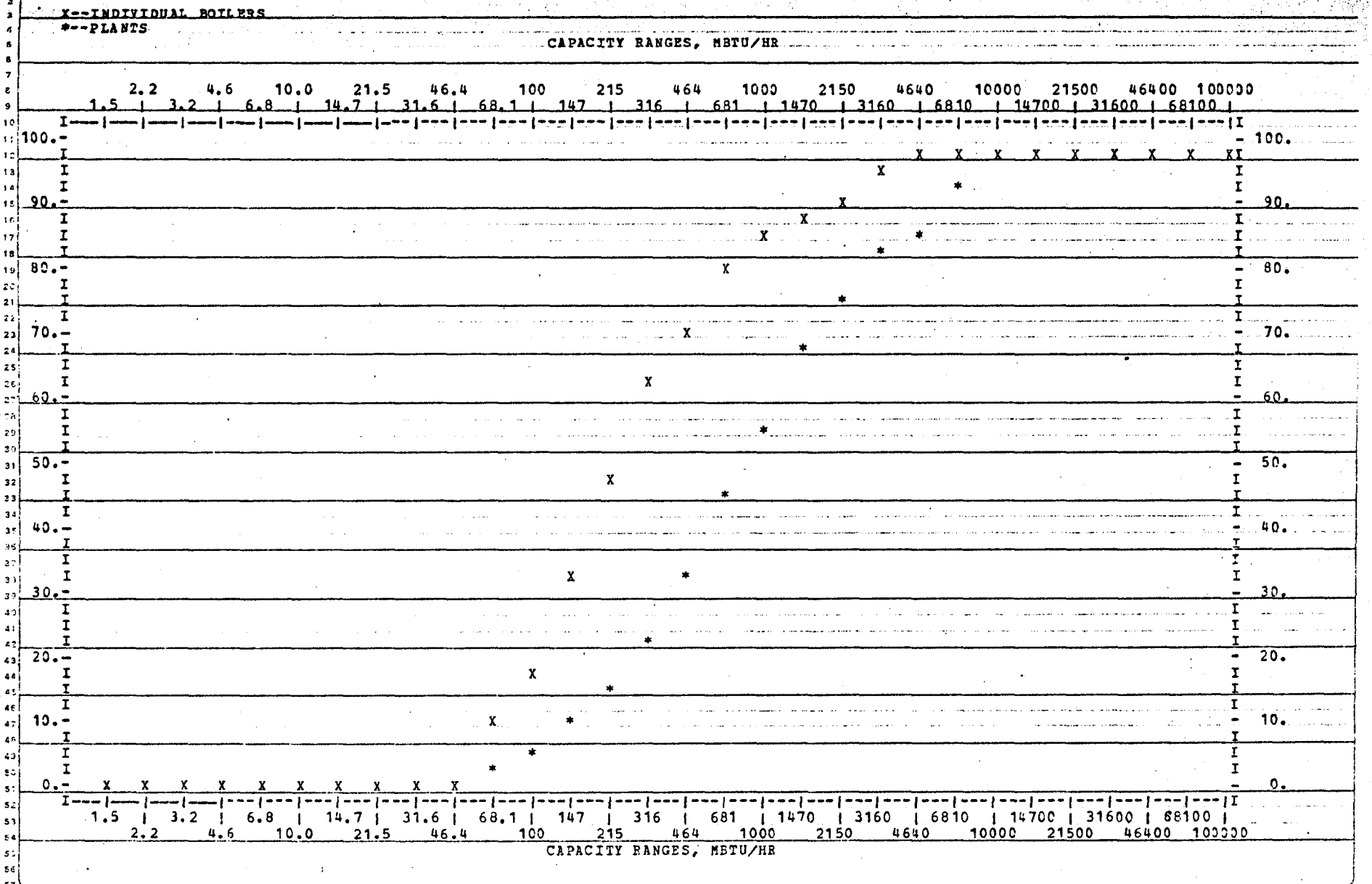

BOILER CATACITIES (ALL DATA) = 289407. BOILER CAPACITIES (RELIABLE DATA) = 261763.
PLANT CAPACITIES (ALL DATA) = 289407. PLANT CAPACITIES (RELIABLE DATA) = 265181.

BOILER POPULATION DATA - INDUSTRIAL BOILERS
ALL COAL-FIRED BOILERS
LOAD FACTORS



BOILER CAPACITIES (ALL DATA) - 289407. BOILER CAPACITIES (RELIABLE DATA) - 261763.

LOAD FACTOR DENSITIES

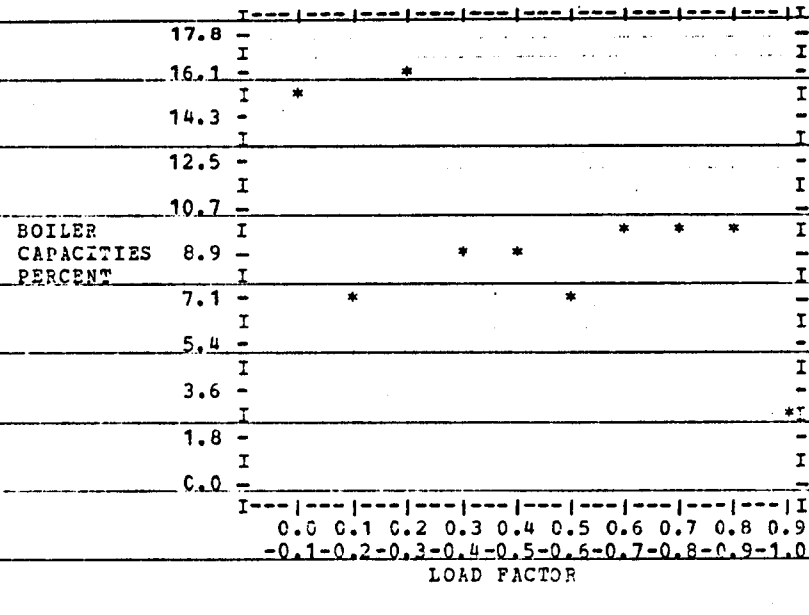

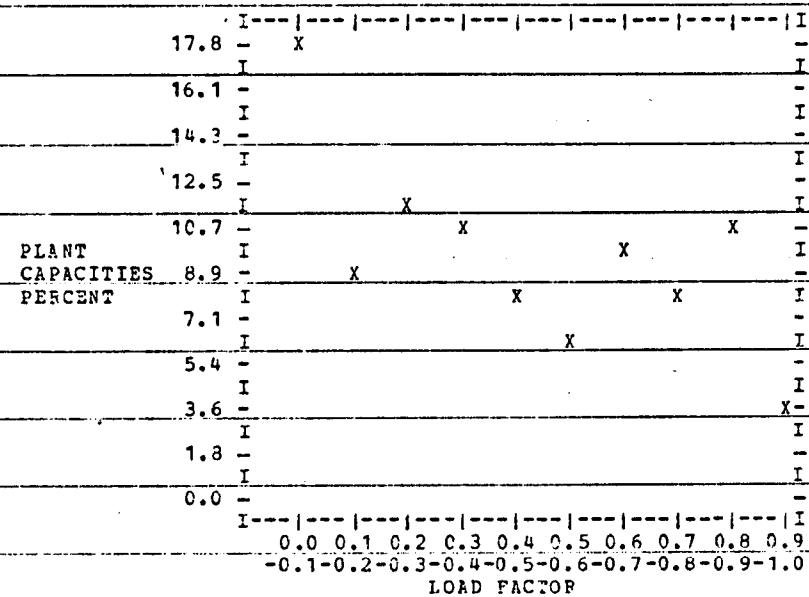

IC2-7

BOILER CATACITIES (ALL DATA) = 289407. BOILER CAPACITIES (RELIABLE DATA) = 261763.
PLANT CAPACITIES (ALL DATA) = 289407. PLANT CAPACITIES (RELIABLE DATA) = 265181.

BOILER POPULATION DATA - INDUSTRIAL BOILERS
BOILER CAPACITY BY BOILER FUEL SULFUR CONTENT
ALL COAL-FIRED BOILERS

TABLE ENTRIES ARE NUMBER OF BOILERS
WITHIN CAPACITY AND FUEL SULFUR CONTENT RANGES

BOILER FUEL SULFUR CONTENT (WEIGHT PERCENT, EQUIVALENT BTU BASIS)

CAPACITY MBTU'S/HR	EQUAL 0.	>0. -.2	>.2 -.3	>.3 -.4	>.4 -.6	>.6 -.8	>.8 -1.0	>1.0 -1.2	>1.2 -1.5
EQUAL 0	146	3	0	0	2	15	6	4	2
1- 10	11	2	2	3	11	49	43	11	15
11- 20	8	1	2	0	10	34	28	16	3
21- 30	8	0	2	0	6	25	18	6	15
31- 40	5	1	0	0	2	27	20	12	16
41- 50	6	0	0	0	2	21	22	16	6
51- 60	5	0	0	6	4	18	27	17	4
61- 70	5	0	0	0	4	9	13	11	2
71- 80	1	1	0	0	4	23	16	9	3
81- 90	2	0	0	0	0	11	9	3	0
91- 100	3	0	0	0	1	17	13	13	4
101- 200	6	0	1	0	23	37	104	37	19
201- 300	7	0	0	1	3	10	23	12	9
301- 400	3	0	0	0	5	9	3	8	5
401- 500	0	0	0	0	0	4	6	1	1
501- 600	2	0	0	0	0	0	1	0	2
601- 700	0	0	0	0	0	0	5	0	0
701- 800	2	0	0	1	0	0	0	0	0
801- 900	1	0	0	1	0	2	1	0	1
901- 1000	0	0	0	0	0	0	0	0	0
1001- 2000	0	0	0	0	0	4	1	0	0
2001- 3000	0	0	0	0	0	0	0	0	0
3001- 4000	0	0	0	0	0	0	0	0	0
4001- 5000	0	0	0	0	0	0	0	0	0
5001- 6000	0	0	0	0	0	0	0	0	0
6001- 7000	0	0	0	0	0	0	0	0	0
7001- 8000	0	0	0	0	0	0	0	0	0
8001- 9000	0	0	0	0	0	0	0	0	0
9001- 10000	0	0	0	0	0	0	0	0	0
10001-100000	0	0	0	0	0	0	0	0	0
COLUMN TOTALS	221	8	7	12	77	315	359	176	107
CUMUL. TOTALS	221	229	236	248	325	640	999	1175	1282

BOILER POPULATION DATA - INDUSTRIAL BOILERS
BOILER CAPACITY BY BOILER FUEL SULFUR CONTENT
ALL COAL-FIRED BOILERS

TABLE ENTRIES ARE NUMBER OF BOILERS
WITHIN CAPACITY AND FUEL SULFUR CONTENT RANGES

BOILER FUEL SULFUR CONTENT (WEIGHT PERCENT, EQUIVALENT BTU BASIS)

CAPACITY MBTU'S/HR	>1.5 -2.0	>2.0 -2.5	>2.5 -3.0	>3.0 -3.5	>3.5 -4.0	>4.0 -5.0	>5.0	ROW TOTAL	CUMTOT ALL
EQUAL 0	7	4	13	8	1	2	0	213	213
1- 10	17	16	44	14	5	2	0	245	458
11- 20	9	20	31	11	4	5	0	182	640
21- 30	22	15	23	13	9	0	0	162	802
31- 40	23	29	18	9	7	0	0	169	971
41- 50	11	33	14	14	10	1	12	168	1139
51- 60	8	17	17	7	6	3	0	139	1278
61- 70	10	7	20	2	9	1	0	93	1371
71- 80	18	13	22	14	1	0	2	127	1498
81- 90	8	10	28	1	1	0	0	73	1571
91- 100	10	19	31	9	0	1	0	121	1692
101- 200	45	41	95	46	26	2	4	486	2178
201- 300	14	22	23	24	7	10	6	171	2349
301- 400	8	2	5	6	6	2	0	62	2411
401- 500	11	1	6	5	4	0	0	39	2450
501- 600	1	1	5	4	3	0	0	19	2469
601- 700	3	2	1	1	1	1	0	14	2483
701- 800	0	0	4	1	0	0	0	8	2491
801- 900	0	0	1	0	1	0	0	8	2499
901- 1000	1	0	1	0	0	0	0	2	2501
1001- 2000	0	0	0	5	1	0	0	11	2512
2001- 3000	2	0	0	0	0	1	0	3	2515
3001- 4000	0	0	2	1	0	0	0	3	2518
4001- 5000	0	0	0	0	0	0	0	0	2518
5001- 6000	0	0	0	0	0	0	1	1	2519
6001- 7000	0	0	0	0	0	0	0	0	2519
7001- 8000	0	0	0	0	0	0	0	0	2519
8001- 9000	0	0	0	0	0	0	0	0	2519
9001- 10000	0	0	0	0	0	0	0	0	2519
10001-100000	0	0	0	0	0	0	0	0	2519
COLUMN TOTALS	228	252	404	195	102	31	25	2519	
CUMUL. TOTALS	1510	1762	2166	2361	2463	2494	2519		

BOILER POPULATION DATA — INDUSTRIAL BOILERS
PLANT CAPACITY BY PLANT FUEL SULFUR CONTENT
ALL COAL-FIRED BOILERS

TABLE ENTRIES ARE NUMBER OF PLANTS
WITHIN CAPACITY AND FUEL SULFUR CONTENT RANGES

PLANT FUEL SULFUR CONTENT (WEIGHT PERCENT, EQUIVALENT BTU BASIS)

CAPACITY MBTU'S/HR	EQUAL 0.	>0. -.2	>.2 -.3	>.3 -.4	>.4 -.6	>.6 -.8	>.8 -1.0	>1.0 -1.2	>1.2 -1.5
EQUAL 0	42	3	0	0	2	12	3	3	1
1- 10	9	2	2	2	8	23	27	6	5
11- 20	6	0	0	0	3	10	15	3	2
21- 30	2	0	0	0	5	9	14	2	5
31- 40	1	1	1	1	1	5	9	6	5
41- 50	0	0	1	0	4	10	12	2	3
51- 60	4	0	0	0	1	9	9	1	2
61- 70	1	0	0	0	0	5	1	4	2
71- 80	1	0	0	0	0	8	5	3	2
81- 90	1	0	0	0	0	3	2	2	3
91- 100	2	0	0	0	2	2	2	1	1
101- 200	4	0	0	0	7	25	23	17	7
201- 300	3	0	0	1	3	10	16	4	2
301- 400	1	0	0	0	4	1	9	5	3
401- 500	0	0	0	0	1	6	10	1	2
501- 600	1	0	0	0	0	5	8	1	1
601- 700	0	0	0	0	0	0	1	0	0
701- 800	1	0	0	0	0	1	3	2	0
801- 900	1	0	0	0	0	0	1	2	1
901- 1000	0	0	0	0	1	0	1	1	0
1001- 2000	0	0	0	0	2	9	1	3	3
2001- 3000	1	0	0	0	0	0	2	0	0
3001- 4000	0	0	0	0	0	0	1	0	0
4001- 5000	0	0	0	0	0	0	0	0	0
5001- 6000	0	0	0	0	0	0	0	0	0
6001- 7000	0	0	0	0	0	0	1	0	0
7001- 8000	0	0	0	0	0	0	0	0	0
8001- 9000	0	0	0	0	0	0	0	0	0
9001- 10000	0	0	0	0	0	0	0	0	0
10001- 20000	0	0	0	0	0	0	0	0	0
20001- 30000	0	0	0	0	0	0	0	0	0
30001- 40000	0	0	0	0	0	0	0	0	0
40001- 50000	0	0	0	0	0	0	0	0	0
50001-100000	0	0	0	0	0	0	0	0	0
COLUMN TOTALS	81	6	4	4	44	153	176	69	50
CUMUL. TOTALS	81	87	91	95	139	292	468	537	587

BOILER POPULATION DATA - INDUSTRIAL BOILERS
PLANT CAPACITY BY PLANT FUEL SULFUR CONTENT
ALL COAL-FIRED BOILERS

TABLE ENTRIES ARE NUMBER OF PLANTS
WITHIN CAPACITY AND FUEL SULFUR CONTENT RANGES

PLANT FUEL SULFUR CONTENT (WEIGHT PERCENT, EQUIVALENT BTU BASIS)

CAPACITY MBTU'S/HR	>1.5 -2.0	>2.0 -2.5	>2.5 -3.0	>3.0 -3.5	>3.5 -4.0	>4.0 -5.0	>5.0	ROW TOTAL	CUMTOT ALL
EQUAL 0	5	2	5	2	1	2	0	83	83
1- 10	13	7	28	9	2	1	0	144	227
11- 20	4	4	14	4	1	0	0	66	293
21- 30	3	7	10	6	3	0	0	66	359
31- 40	5	8	9	5	2	1	0	60	419
41- 50	6	2	8	0	1	0	0	49	468
51- 60	4	6	6	4	0	0	0	46	514
61- 70	3	8	7	2	0	0	0	33	547
71- 80	6	2	2	0	1	0	0	30	577
81- 90	1	5	5	1	3	0	1	27	604
91- 100	4	7	3	3	1	1	0	29	633
101- 200	15	22	22	11	7	2	3	165	798
201- 300	7	13	23	9	3	0	2	96	894
301- 400	2	6	14	5	3	0	0	53	947
401- 500	5	1	14	6	2	0	0	48	995
501- 600	5	2	8	1	1	0	0	33	1028
601- 700	3	1	1	5	0	0	0	11	1039
701- 800	1	2	1	2	0	1	0	14	1053
801- 900	1	0	4	3	0	1	0	14	1067
901- 1000	1	0	1	0	0	1	0	6	1073
1001- 2000	5	5	5	5	1	0	1	40	1113
2001- 3000	1	1	2	1	2	1	0	11	1124
3001- 4000	0	0	0	0	0	0	0	1	1125
4001- 5000	1	0	0	0	1	0	0	2	1127
5001- 6000	1	0	0	0	0	0	1	2	1129
6001- 7000	0	0	0	0	0	0	0	1	1130
7001- 8000	0	0	1	1	0	0	0	2	1132
8001- 9000	0	0	0	0	0	0	0	0	1132
9001- 10000	0	0	0	0	0	0	0	0	1132
10001- 20000	0	0	0	0	0	0	0	0	1132
20001- 30000	0	0	0	0	0	0	0	0	1132
30001- 40000	0	0	0	0	0	0	0	0	1132
40001- 50000	0	0	0	0	0	0	0	0	1132
50001-100000	0	0	0	0	0	0	0	0	1132
COLUMN TOTALS	102	111	193	85	35	11	8	1132	
CUMUL. TOTALS	689	800	993	1078	1113	1124	1132		

X--INDIVIDUAL BOILERS
*--INDIVIDUAL PLANTS

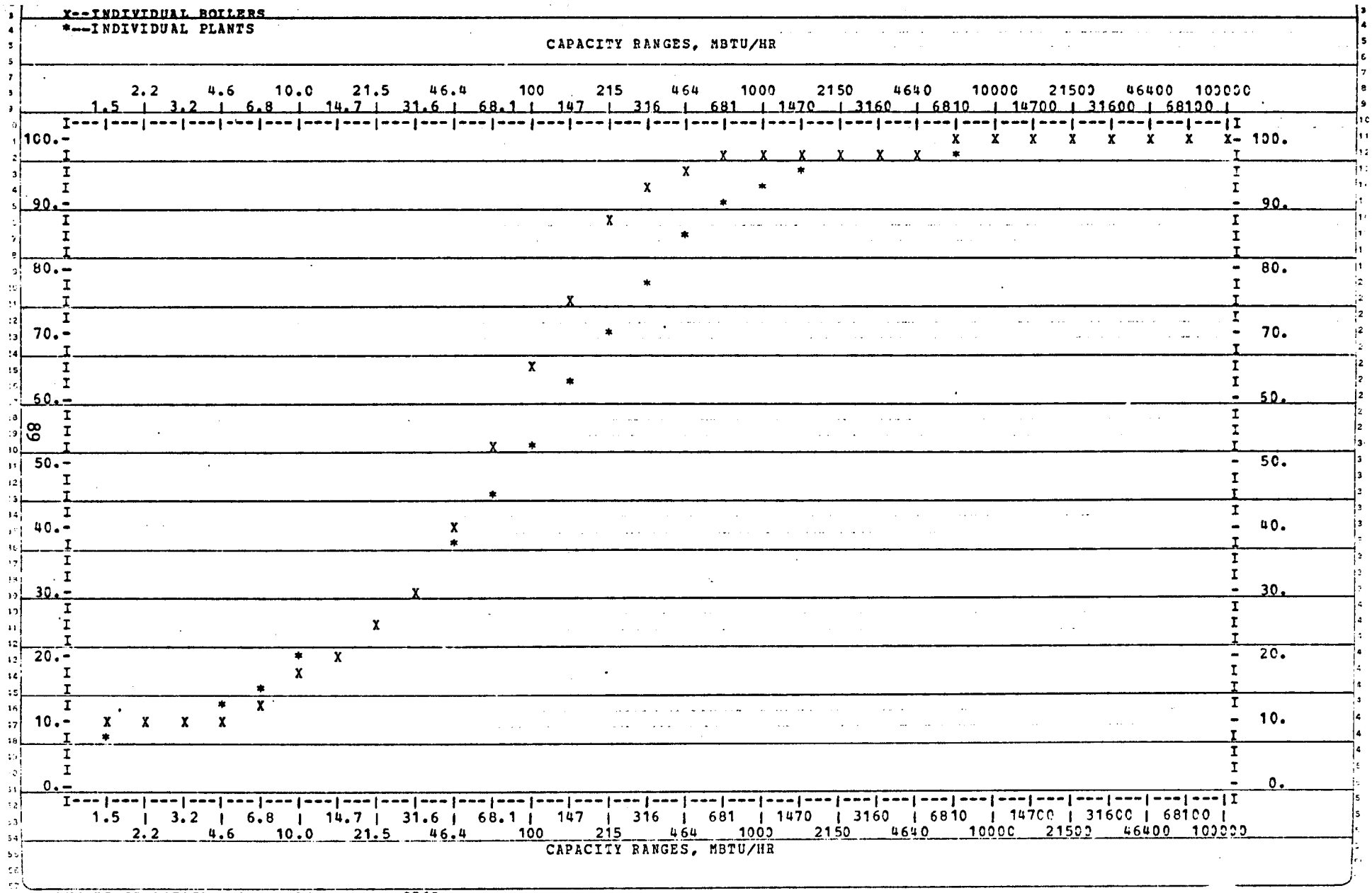

NUMBER OF BOILERS (ALL DATA) = 2519
NUMBER OF PLANTS (ALL DATA) = 1132

BOILER POPULATION DATA - INDUSTRIAL BOILERS
ALL COAL-FIRED BOILERS
FUEL SULFUR CONTENTS



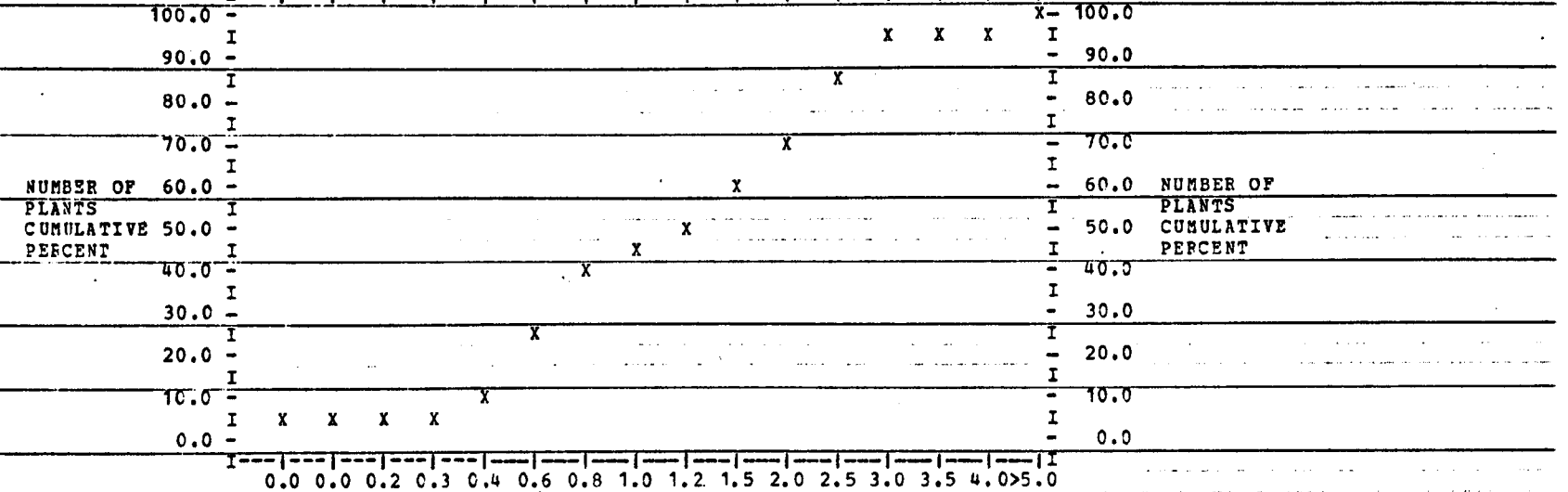

NUMBER OF BOILERS (ALL DATA) = 2519
NUMBER OF PLANTS (ALL DATA) = 1132

FUEL SULFUR CONTENT DENSITIES



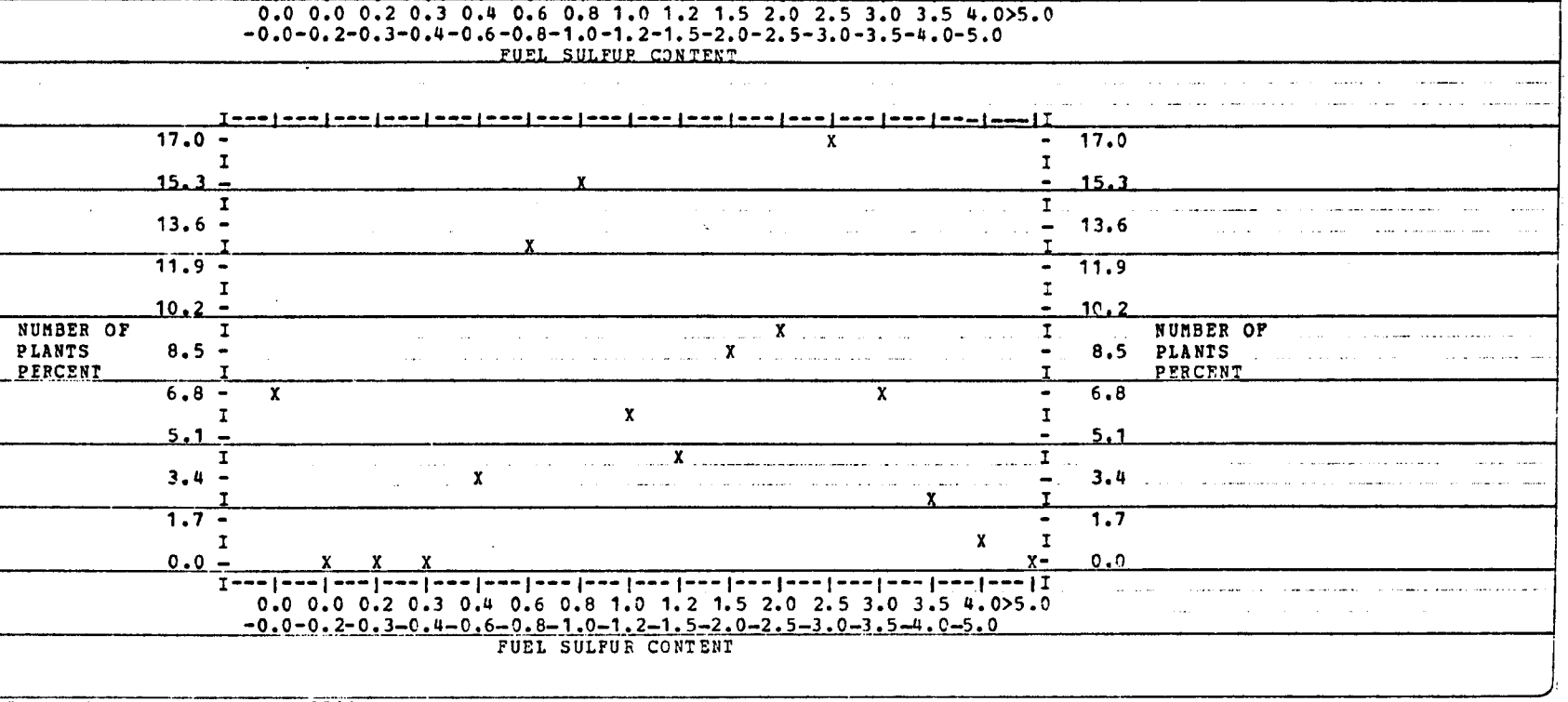

NUMBER OF BOILERS (ALL DATA) = 2519
NUMBER OF PLANTS (ALL DATA) = 1132

BOILER POPULATION DATA - INDUSTRIAL BOILERS
BOILER CAPACITY BY BOILER FUEL SULFUR CONTENT AND CAPACITY
ALL COAL-FIRED BOILERS

TABLE ENTRIES ARE TOTAL CAPACITY
WITHIN CAPACITY AND FUEL SULFUR CONTENT RANGES

BOILER FUEL SULFUR CONTENT (WEIGHT PERCENT, EQUIVALENT BTU BASIS)

CAPACITY MBTU'S/HR	EQUAL 0.	>0. -.2	>.2 -.3	>.3 -.4	>.4 -.6	>.6 -.8	>.8 -1.0	>1.0 -1.2	>1.2 -1.5
EQUAL 0	0.	0.	0.	0.	0.	0.	0.	0.	0.
1- 10	56.	14.	7.	19.	45.	266.	215.	52.	66.
11- 20	126.	15.	40.	0.	162.	514.	464.	279.	43.
21- 30	208.	0.	50.	0.	151.	647.	450.	153.	381.
31- 40	191.	36.	0.	0.	77.	990.	707.	430.	582.
41- 50	285.	0.	0.	0.	91.	958.	990.	761.	261.
51- 60	294.	0.	0.	360.	220.	1059.	1550.	943.	223.
61- 70	338.	0.	0.	0.	256.	604.	864.	709.	126.
71- 80	76.	75.	0.	0.	308.	1684.	1242.	681.	222.
81- 90	179.	0.	0.	0.	0.	939.	770.	259.	0.
91- 100	300.	0.	0.	0.	100.	1651.	1258.	1241.	382.
101- 200	801.	0.	103.	0.	3630.	5543.	15278.	5765.	2700.
201- 300	1681.	0.	0.	291.	755.	2423.	5615.	3072.	2391.
301- 400	1130.	0.	0.	0.	1901.	2989.	1008.	2855.	1701.
401- 500	0.	0.	0.	0.	0.	1668.	2892.	425.	500.
501- 600	1180.	0.	0.	0.	0.	0.	505.	0.	1131.
601- 700	0.	0.	0.	0.	0.	0.	3050.	0.	0.
701- 800	1585.	0.	0.	780.	0.	0.	0.	0.	0.
801- 900	850.	0.	0.	875.	0.	1800.	840.	0.	850.
901- 1000	0.	0.	0.	0.	0.	0.	0.	0.	0.
1001- 2000	0.	0.	0.	0.	0.	5922.	1583.	0.	0.
2001- 3000	0.	0.	0.	0.	0.	0.	0.	0.	0.
3001- 4000	0.	0.	0.	0.	0.	0.	0.	0.	0.
4001- 5000	0.	0.	0.	0.	0.	0.	0.	0.	0.
5001- 6000	0.	0.	0.	0.	0.	0.	0.	0.	0.
6001- 7000	0.	0.	0.	0.	0.	0.	0.	0.	0.
7001- 8000	0.	0.	0.	0.	0.	0.	0.	0.	0.
8001- 9000	0.	0.	0.	0.	0.	0.	0.	0.	0.
9001- 10000	0.	0.	0.	0.	0.	0.	0.	0.	0.
10001-100000	0.	0.	0.	0.	0.	0.	0.	0.	0.
COLUMN TOTALS	9280.	140.	200.	2325.	7696.	29657.	39281.	17625.	11559.
CUMUL. TOTALS	9280.	9420.	9620.	11945.	19641.	49298.	88579.	106204.	117763.

BOILER POPULATION DATA - INDUSTRIAL BOILERS
BOILER CAPACITY BY BOILER FUEL SULFUR CONTENT AND CAPACITY
ALL COAL-FIRED BOILERS

TABLE ENTRIES ARE TOTAL CAPACITY
WITHIN CAPACITY AND FUEL SULFUR CONTENT RANGES

BOILER FUEL SULFUR CONTENT (WEIGHT PERCENT, EQUIVALENT BTU BASIS)

CAPACITY MBTU'S/HR	>1.5 -2.0	>2.0 -2.5	>2.5 -3.0	>3.0 -3.5	>3.5 -4.0	>4.0 -5.0	>5.0	ROW TOTAL	CUMTOT ALL
EQUAL 0	0.	0.	0.	0.	0.	0.	0.	0.	0.
1- 10	61.	89.	275.	69.	8.	9.	0.	1251.	1251.
11- 20	152.	298.	464.	190.	59.	79.	0.	2885.	4136.
21- 30	560.	362.	591.	331.	244.	0.	0.	4128.	8264.
31- 40	847.	1080.	666.	308.	257.	0.	0.	6171.	14435.
41- 50	516.	1561.	636.	669.	483.	49.	572.	7832.	22267.
51- 60	440.	974.	964.	385.	360.	180.	0.	7952.	30219.
61- 70	663.	457.	1314.	125.	566.	61.	0.	6083.	36302.
71- 80	1366.	963.	1681.	1095.	80.	0.	142.	9615.	45917.
81- 90	696.	841.	2411.	90.	85.	0.	0.	6270.	52187.
91- 100	988.	1841.	3040.	870.	0.	100.	0.	11771.	63958.
101- 200	6543.	5561.	13968.	6714.	3567.	360.	530.	71063.	135021.
201- 300	3190.	5597.	5499.	5964.	1842.	2138.	1572.	42030.	177051.
301- 400	2504.	665.	1839.	2121.	1970.	670.	0.	21353.	198404.
401- 500	5195.	445.	2726.	2325.	1863.	0.	0.	18039.	216443.
501- 600	503.	597.	2819.	2372.	1521.	0.	0.	10628.	227071.
601- 700	1981.	1260.	660.	615.	602.	682.	0.	8850.	235921.
701- 800	0.	0.	2956.	751.	0.	0.	0.	6072.	241993.
801- 900	0.	0.	852.	0.	855.	0.	0.	6922.	248915.
901- 1000	988.	0.	930.	0.	0.	0.	0.	1918.	250833.
1001- 2000	0.	0.	0.	6999.	1114.	0.	0.	15618.	266451.
2001- 3000	5171.	0.	0.	0.	0.	2100.	0.	7271.	273722.
3001- 4000	0.	0.	7600.	3017.	0.	0.	0.	10617.	284339.
4001- 5000	0.	0.	0.	0.	0.	0.	0.	0.	284339.
5001- 6000	0.	0.	0.	0.	0.	0.	5068.	5068.	289407.
6001- 7000	0.	0.	0.	0.	0.	0.	0.	0.	289407.
7001- 8000	0.	0.	0.	0.	0.	0.	0.	0.	289407.
8001- 9000	0.	0.	0.	0.	0.	0.	0.	0.	289407.
9001- 10000	0.	0.	0.	0.	0.	0.	0.	0.	289407.
10001-100000	0.	0.	0.	0.	0.	0.	0.	0.	289407.
COLUMN TOTALS	32364.	22591.	51891.	35010.	15476.	6428.	7884.	289407.	
CUMUL. TOTALS	150127.	172718.	224609.	259619.	275095.	281523.	289407.		

BOILER POPULATION DATA - INDUSTRIAL BOILERS
PLANT CAPACITY BY PLANT FUEL SULFUR CONTENT AND CAPACITY
ALL COAL-FIRED BOILERS

TABLE ENTRIES ARE TOTAL CAPACITY
WITHIN CAPACITY AND FUEL SULFUR CONTENT RANGES

CAPACITY MBTU'S/HR		PLANT FUEL SULFUR CONTENT (WEIGHT PERCENT, EQUIVALENT BTU BASIS) EQUAL 0.	>0. -.2	>.2 -.3	>.3 -.4	>.4 -.6	>.6 -.8	>.8 -1.0	>1.0 -1.2	>1.2 -1.5
EQUAL	0	0.	0.	0.	0.	0.	0.	0.	0.	0.
1-	10	49.	14.	7.	12.	37.	123.	120.	26.	36.
11-	20	92.	0.	0.	0.	56.	157.	252.	44.	25.
21-	30	46.	0.	0.	0.	144.	229.	349.	49.	125.
31-	40	38.	36.	40.	40.	37.	180.	334.	223.	182.
41-	50	0.	0.	50.	0.	180.	459.	562.	96.	142.
51-	60	228.	0.	0.	0.	53.	494.	505.	52.	120.
61-	70	70.	0.	0.	0.	0.	337.	70.	267.	131.
71-	80	80.	0.	0.	0.	0.	608.	375.	227.	151.
81-	90	89.	0.	0.	0.	0.	257.	169.	177.	258.
91-	100	200.	0.	0.	0.	195.	196.	196.	92.	99.
101-	200	624.	0.	0.	0.	1050.	3682.	3208.	2386.	1065.
201-	300	685.	0.	0.	291.	706.	2564.	3739.	1100.	464.
301-	400	350.	0.	0.	0.	1530.	361.	3265.	1676.	1044.
401-	500	0.	0.	0.	0.	413.	2885.	4711.	465.	929.
501-	600	590.	0.	0.	0.	0.	2776.	4427.	575.	600.
601-	700	0.	0.	0.	0.	0.	0.	655.	0.	0.
701-	800	800.	0.	0.	0.	0.	780.	2265.	1464.	0.
801-	900	850.	0.	0.	0.	0.	0.	890.	1696.	850.
901-	1000	0.	0.	0.	0.	904.	0.	947.	944.	0.
1001-	2000	0.	0.	0.	0.	2312.	13244.	1355.	4048.	4112.
2001-	3000	2155.	0.	0.	0.	0.	0.	4474.	0.	0.
3001-	4000	0.	0.	0.	0.	0.	0.	3100.	0.	0.
4001-	5000	0.	0.	0.	0.	0.	0.	0.	0.	0.
5001-	6000	0.	0.	0.	0.	0.	0.	0.	0.	0.
6001-	7000	0.	0.	0.	0.	0.	0.	6599.	0.	0.
7001-	8000	0.	0.	0.	0.	0.	0.	0.	0.	0.
8001-	9000	0.	0.	0.	0.	0.	0.	0.	0.	0.
9001-	10000	0.	0.	0.	0.	0.	0.	0.	0.	0.
10001-	20000	0.	0.	0.	0.	0.	0.	0.	0.	0.
20001-	30000	0.	0.	0.	0.	0.	0.	0.	0.	0.
30001-	40000	0.	0.	0.	0.	0.	0.	0.	0.	0.
40001-	50000	0.	0.	0.	0.	0.	0.	0.	0.	0.
50001-	100000	0.	0.	0.	0.	0.	0.	0.	0.	0.
COLUMN TOTALS		6946.	50.	97.	343.	7617.	29332.	42567.	15607.	10333.
CUMUL. TOTALS		6946.	6996.	7093.	7436.	15053.	44385.	86952.	102559.	112892.

BOILER POPULATION DATA - INDUSTRIAL BOILERS
PLANT CAPACITY BY PLANT FUEL SULFUR CONTENT AND CAPACITY
ALL COAL-FIRED BOILERS

TABLE ENTRIES ARE TOTAL CAPACITY
WITHIN CAPACITY AND FUEL SULFUR CONTENT RANGES

PLANT FUEL SULFUR CONTENT (WEIGHT PERCENT, EQUIVALENT BTU BASIS)

CAPACITY MBTU'S/HR	>1.5 -2.0	>2.0 -2.5	>2.5 -3.0	>3.0 -3.5	>3.5 -4.0	>4.0 -5.0	>5.0	ROW TOTAL	CUMTOT ALL
EQUAL 0	0.	0.	0.	0.	0.	0.	0.	0.	0.
1- 10	53.	24.	155.	48.	8.	1.	0.	713.	713.
11- 20	64.	61.	210.	77.	11.	0.	0.	1049.	1762.
21- 30	78.	179.	262.	151.	79.	0.	0.	1691.	3453.
31- 40	185.	294.	330.	180.	70.	39.	0.	2208.	5661.
41- 50	278.	95.	373.	0.	50.	0.	0.	2285.	7946.
51- 60	220.	345.	342.	222.	0.	0.	0.	2581.	10527.
61- 70	208.	533.	464.	133.	0.	0.	0.	2213.	12740.
71- 80	461.	152.	160.	0.	80.	0.	0.	2294.	15034.
81- 90	81.	428.	435.	90.	254.	0.	88.	2326.	17360.
91- 100	387.	693.	291.	292.	100.	100.	0.	2841.	20201.
101- 200	2131.	3483.	3217.	1574.	924.	330.	468.	24142.	44343.
201- 300	1745.	3231.	5712.	2202.	746.	0.	494.	23679.	68022.
301- 400	622.	2163.	5005.	1769.	1101.	0.	0.	18886.	86908.
401- 500	2281.	438.	6211.	2726.	836.	0.	0.	21895.	108803.
501- 600	2796.	1141.	4550.	600.	582.	0.	0.	18637.	127440.
601- 700	2032.	628.	660.	3263.	0.	0.	0.	7238.	134678.
701- 800	795.	1540.	721.	1474.	0.	713.	0.	10552.	145230.
801- 900	848.	0.	3442.	2632.	0.	832.	0.	12040.	157270.
901- 1000	998.	0.	948.	0.	0.	955.	0.	5696.	162966.
1001- 2000	6323.	6526.	6677.	7682.	1210.	0.	1834.	55323.	218289.
2001- 3000	2810.	2032.	5175.	2372.	5208.	2940.	0.	27166.	245455.
3001- 4000	0.	0.	0.	0.	0.	0.	0.	3100.	248555.
4001- 5000	4222.	0.	0.	0.	4795.	0.	0.	9017.	257572.
5001- 6000	5171.	0.	0.	0.	0.	0.	5068.	10239.	267811.
6001- 7000	0.	0.	0.	0.	0.	0.	0.	6599.	274410.
7001- 8000	0.	0.	7600.	7397.	0.	0.	0.	14997.	289407.
8001- 9000	0.	0.	0.	0.	0.	0.	0.	0.	289407.
9001- 10000	0.	0.	0.	0.	0.	0.	0.	0.	289407.
10001- 20000	0.	0.	0.	0.	0.	0.	0.	0.	289407.
20001- 30000	0.	0.	0.	0.	0.	0.	0.	0.	289407.
30001- 40000	0.	0.	0.	0.	0.	0.	0.	0.	289407.
40001- 50000	0.	0.	0.	0.	0.	0.	0.	0.	289407.
50001-100000	0.	0.	0.	0.	0.	0.	0.	0.	289407.
COLUMN TOTALS	34789.	23986.	52940.	34884.	16054.	5910.	7952.	289407.	
CUMUL. TOTALS	147681.	171667.	224607.	259491.	275545.	281455.	289407.		

BOILER POPULATION DATA - INDUSTRIAL BOILERS
ALL COAL-FIRED BOILERS
BOILER AND PLANT SIZE DISTRIBUTIONS

X--INDIVIDUAL BOILERS
*--PLANTS

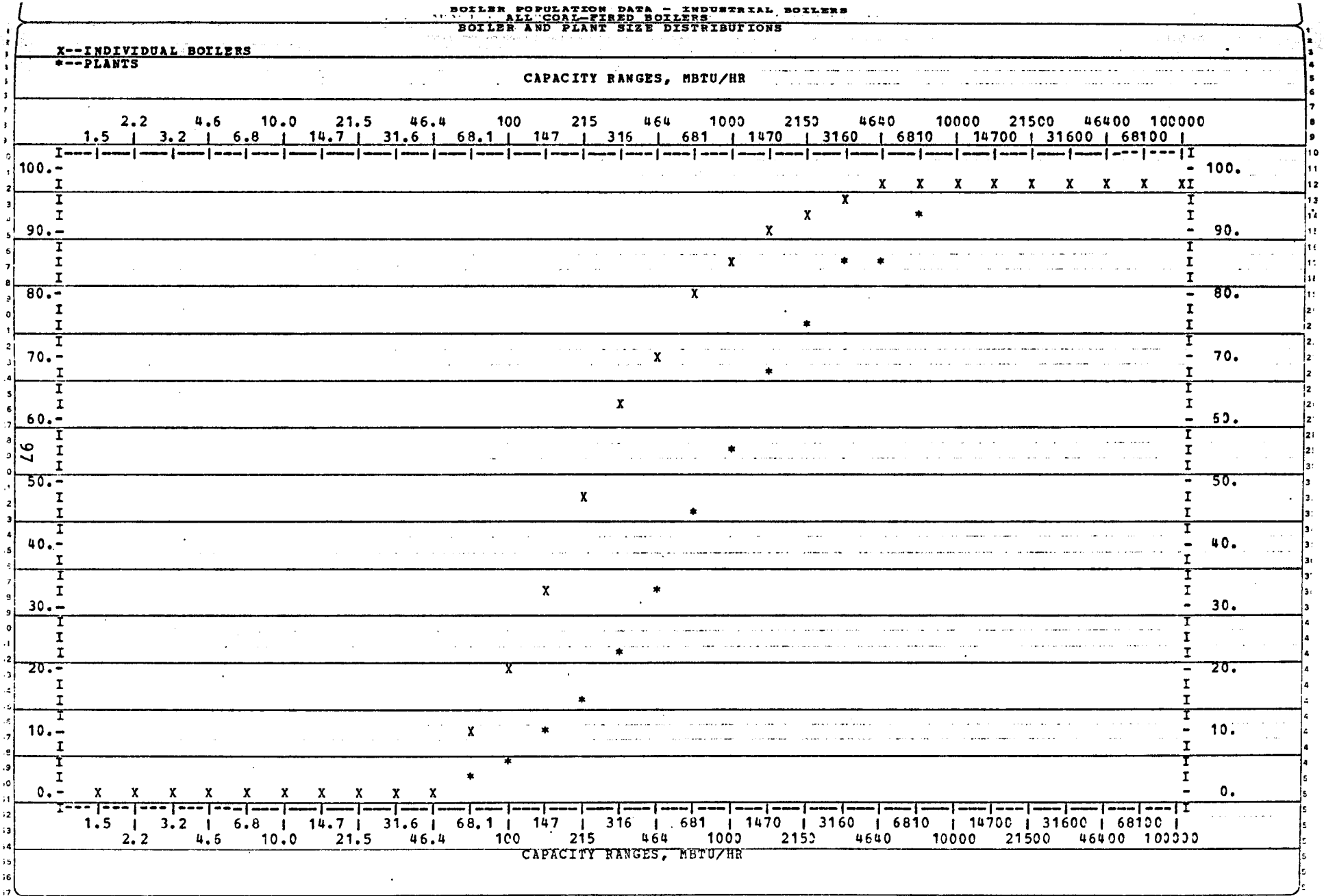

BOILER CAPACITIES (ALL DATA) = 289407.
PLANT CAPACITIES (ALL DATA) = 289407.

BOILER POPULATION DATA - INDUSTRIAL BOILERS
ALL COAL-FIRED BOILERS
FUEL SULFUR CONTENTS

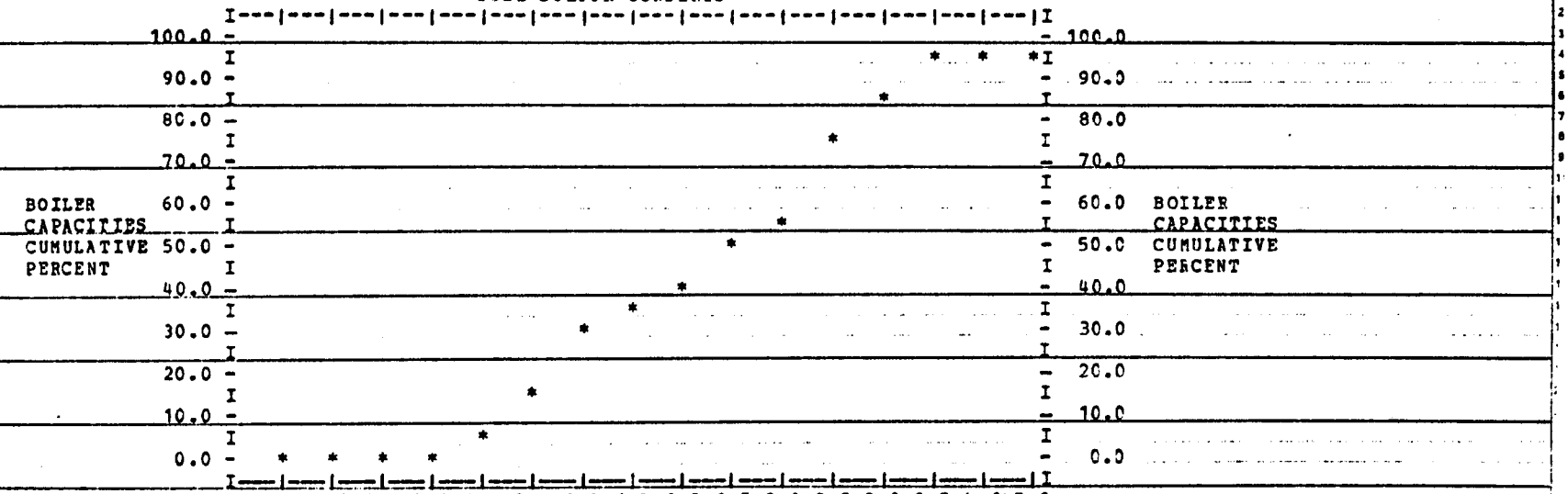

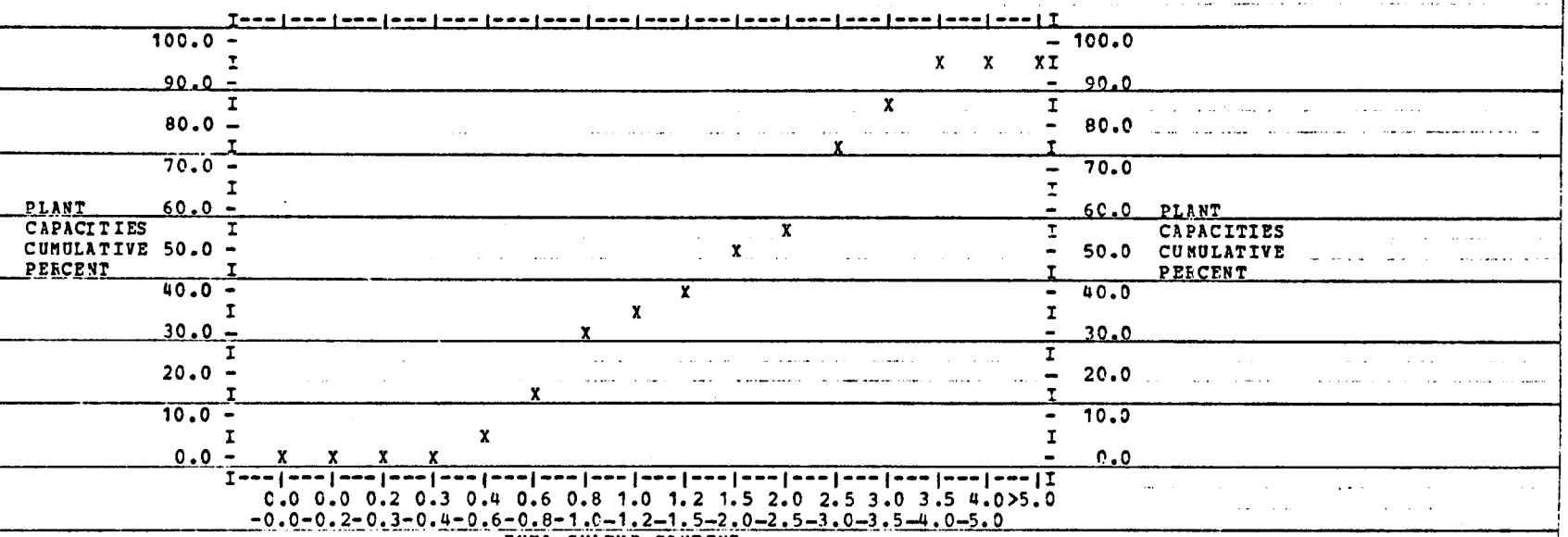

BOILER CAPACITIES (ALL DATA) = 289407.
PLANT CAPACITIES (ALL DATA) = 289407.

BOILER POPULATION DATA - INDUSTRIAL BOILERS
ALL COAL-FIRED BOILERS
FUEL SULFUR CONTENT DENSITIES

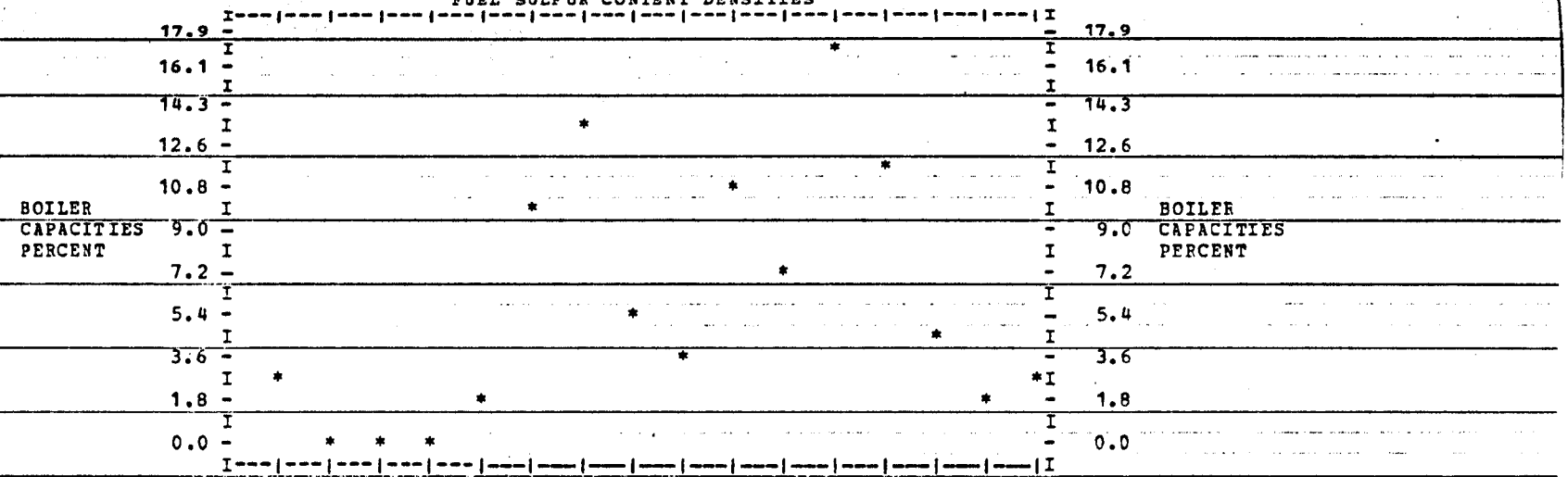

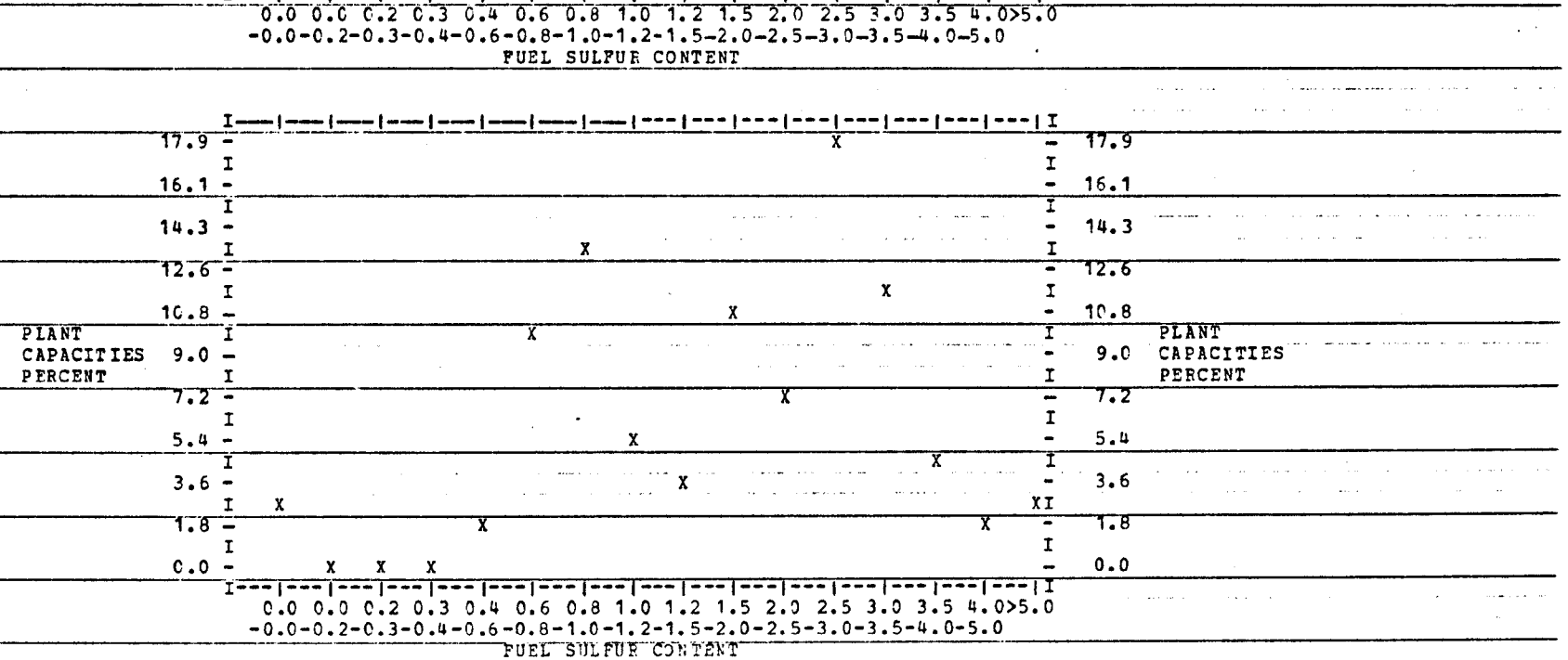

BOILER CAPACITIES (ALL DATA) = 289407.
PLANT CAPACITIES (ALL DATA) = 289407.

BOILER CAPACITY BY BOILER FUEL SULFUR CONTENT
ALL COAL-FIRED BOILERS

TABLE ENTRIES ARE TOTAL BOILER SULFUR EMISSIONS, TONS/YEAR
WITHIN CAPACITY AND FUEL SULFUR CONTENT RANGES

BOILER FUEL SULFUR CONTENT (WEIGHT PERCENT, EQUIVALENT BTU BASIS)

CAPACITY MBTU'S/HR	EQUAL 0.	>0. -.2	>.2 -.3	>.3 -.4	>.4 -.6	>.6 -.8	>.8 -1.0	>1.0 -1.2	>1.2 -1.5
EQUAL 0	0.	0.	0.	0.	0.	0.	0.	0.	0.
1- 10	0.	118.	4.	11.	92.	2686.	962.	69.	314.
11- 20	0.	3.	15.	0.	313.	758.	865.	638.	144.
21- 30	0.	0.	22.	0.	133.	750.	453.	677.	2876.
31- 40	0.	3.	0.	0.	50.	1352.	2508.	853.	1213.
41- 50	0.	0.	0.	0.	214.	1044.	2237.	2291.	598.
51- 60	0.	0.	0.	85.	323.	986.	1915.	1175.	602.
61- 70	0.	0.	0.	0.	312.	1007.	1226.	2810.	106.
71- 80	0.	0.	0.	0.	380.	1923.	1273.	1075.	115.
81- 90	0.	0.	0.	0.	0.	772.	1323.	150.	0.
91- 100	0.	0.	0.	0.	66.	1720.	1875.	3098.	440.
101- 200	0.	0.	40.	0.	3963.	5696.	21895.	13087.	5186.
201- 300	0.	0.	0.	360.	701.	2331.	10362.	7706.	5898.
301- 400	0.	0.	0.	0.	1662.	1687.	2533.	7816.	4471.
401- 500	0.	0.	0.	0.	0.	685.	3679.	950.	134.
501- 600	0.	0.	0.	0.	0.	0.	1315.	0.	5111.
601- 700	0.	0.	0.	0.	0.	0.	7743.	0.	0.
701- 800	0.	0.	0.	854.	0.	0.	0.	0.	0.
801- 900	0.	0.	0.	989.	0.	3998.	458.	0.	2086.
901- 1000	0.	0.	0.	0.	0.	0.	0.	0.	0.
1001- 2000	0.	0.	0.	0.	0.	5294.	126.	0.	0.
2001- 3000	0.	0.	0.	0.	0.	0.	0.	0.	0.
3001- 4000	0.	0.	0.	0.	0.	0.	0.	0.	0.
4001- 5000	0.	0.	0.	0.	0.	0.	0.	0.	0.
5001- 6000	0.	0.	0.	0.	0.	0.	0.	0.	0.
6001- 7000	0.	0.	0.	0.	0.	0.	0.	0.	0.
7001- 8000	0.	0.	0.	0.	0.	0.	0.	0.	0.
8001- 9000	0.	0.	0.	0.	0.	0.	0.	0.	0.
9001- 10000	0.	0.	0.	0.	0.	0.	0.	0.	0.
10001-100000	0.	0.	0.	0.	0.	0.	0.	0.	0.
COLUMN TOTALS	0.	124.	82.	2299.	8207.	32688.	62748.	42395.	29294.
CUMUL. TOTALS	0.	124.	206.	2505.	10712.	43400.	106149.	148543.	177837.

BOILER POPULATION DATA - INDUSTRIAL BOILERS
BOILER CAPACITY BY BOILER FUEL SULFUR CONTENT
ALL COAL-FIRED BOILERS

TABLE ENTRIES ARE TOTAL BOILER SULFUR EMISSIONS, TONS/YEAR
WITHIN CAPACITY AND FUEL SULFUR CONTENT RANGES

BOILER FUEL SULFUR CONTENT (WEIGHT PERCENT, EQUIVALENT BTU BASIS)

CAPACITY MBTU'S/HR	>1.5 -2.0	>2.0 -2.5	>2.5 -3.0	>3.0 -3.5	>3.5 -4.0	>4.0 -5.0	>5.0	ROW TOTAL	CUMTOT ALL
EQUAL 0	0.	0.	0.	0.	0.	0.	0.	0.	0.
1- 10	1349.	2240.	18109.	2296.	1141.	3705.	0.	33096.	33096.
11- 20	1210.	1972.	3605.	1771.	587.	510.	0.	12395.	45492.
21- 30	1410.	2601.	2215.	2390.	2017.	0.	0.	15544.	61036.
31- 40	2870.	5611.	4086.	2406.	975.	0.	0.	21926.	82963.
41- 50	1671.	7251.	10614.	1880.	2757.	305.	8294.	39153.	122116.
51- 60	1503.	4597.	7971.	2672.	3204.	3227.	0.	28260.	150376.
61- 70	2364.	1709.	6566.	748.	11305.	205.	0.	28437.	178812.
71- 80	3592.	1898.	9696.	9275.	903.	0.	1800.	31929.	210742.
81- 90	5033.	3667.	8381.	932.	72.	0.	0.	20330.	231072.
91- 100	3283.	6355.	17813.	3551.	0.	51.	0.	32252.	263324.
101- 200	70747.	19803.	70628.	34806.	15313.	3165.	2536.	266864.	530188.
201- 300	12036.	19300.	27226.	25611.	12293.	12779.	10652.	147257.	677444.
301- 400	3468.	1253.	4733.	12941.	22121.	12106.	0.	74852.	752296.
401- 500	4162.	202.	39391.	15734.	19222.	0.	0.	84159.	836455.
501- 600	173.	851.	12186.	26796.	15585.	0.	0.	62016.	898471.
601- 700	38465.	857.	2213.	5740.	5013.	9885.	0.	69916.	968386.
701- 800	0.	0.	14772.	7528.	0.	0.	0.	23155.	991541.
801- 900	0.	0.	13.	0.	5012.	0.	0.	12557.	1004097.
901- 1000	216.	0.	1769.	0.	0.	0.	0.	1984.	1006082.
1001- 2000	0.	0.	0.	70056.	8182.	0.	0.	83658.	1089739.
2001- 3000	24324.	0.	0.	0.	0.	1720.	0.	26044.	1115782.
3001- 4000	0.	0.	1938.	30520.	0.	0.	0.	32458.	1148240.
4001- 5000	0.	0.	0.	0.	0.	0.	0.	0.	1148240.
5001- 6000	0.	0.	0.	0.	0.	0.	75713.	75713.	1223953.
6001- 7000	0.	0.	0.	0.	0.	0.	0.	0.	1223953.
7001- 8000	0.	0.	0.	0.	0.	0.	0.	0.	1223953.
8001- 9000	0.	0.	0.	0.	0.	0.	0.	0.	1223953.
9001- 10000	0.	0.	0.	0.	0.	0.	0.	0.	1223953.
10001-100000	0.	0.	0.	0.	0.	0.	0.	0.	1223953.
COLUMN TOTALS	177874.	80166.	257924.	257653.	125701.	47804.	98995.	1223953.	
CUMUL. TOTALS	355711.	435877.	693801.	951454.	1077155.	1124959.	1223953.		

BOILER POPULATION DATA - INDUSTRIAL BOILERS
PLANT CAPACITY BY PLANT FUEL SULFUR CONTENT
ALL COAL-FIRED BOILERS

TABLE ENTRIES ARE TOTAL PLANT SULFUR EMISSIONS, TONS/YEAR
WITHIN CAPACITY AND FUEL SULFUR CONTENT RANGES

PLANT FUEL SULFUR CONTENT (WEIGHT PERCENT, EQUIVALENT BTU BASIS)

CAPACITY MBTU'S/HR	EQUAL 0.	>0. -.2	>.2 -.3	>.3 -.4	>.4 -.6	>.6 -.8	>.8 -1.0	>1.0 -1.2	>1.2 -1.5
EQUAL 0	0.	117.	0.	0.	14.	2234.	306.	4.	20.
1- 10	0.	1.	4.	11.	73.	257.	304.	42.	67.
11- 20	0.	0.	0.	0.	62.	312.	257.	38.	58.
21- 30	0.	0.	0.	0.	84.	345.	369.	57.	536.
31- 40	0.	3.	15.	0.	8.	242.	462.	283.	547.
41- 50	0.	0.	22.	0.	473.	665.	696.	311.	271.
51- 60	0.	0.	0.	0.	142.	349.	1016.	23.	137.
61- 70	0.	0.	0.	0.	0.	339.	40.	730.	178.
71- 80	0.	0.	0.	0.	0.	793.	502.	1033.	12.
81- 90	0.	0.	0.	0.	0.	341.	587.	56.	939.
91- 100	0.	0.	0.	0.	204.	297.	561.	166.	146.
101- 200	0.	0.	0.	0.	1443.	4367.	4874.	6580.	3437.
201- 300	0.	0.	0.	360.	714.	2340.	5690.	2376.	634.
301- 400	0.	0.	0.	0.	1127.	49.	3551.	2380.	2957.
401- 500	0.	0.	0.	0.	455.	2582.	7893.	1499.	1120.
501- 600	0.	0.	0.	0.	0.	3413.	8347.	951.	2262.
601- 700	0.	0.	0.	0.	0.	0.	590.	0.	0.
701- 800	0.	0.	0.	0.	0.	868.	5506.	3671.	0.
801- 900	0.	0.	0.	0.	0.	0.	570.	4105.	2086.
901- 1000	0.	0.	0.	0.	1177.	0.	1637.	1204.	0.
1001- 2000	0.	0.	0.	0.	1463.	11948.	2409.	11207.	10498.
2001- 3000	0.	0.	0.	0.	0.	0.	1807.	0.	0.
3001- 4000	0.	0.	0.	0.	0.	0.	6644.	0.	0.
4001- 5000	0.	0.	0.	0.	0.	0.	0.	0.	0.
5001- 6000	0.	0.	0.	0.	0.	0.	0.	0.	0.
6001- 7000	0.	0.	0.	0.	0.	0.	14673.	0.	0.
7001- 8000	0.	0.	0.	0.	0.	0.	0.	0.	0.
8001- 9000	0.	0.	0.	0.	0.	0.	0.	0.	0.
9001- 10000	0.	0.	0.	0.	0.	0.	0.	0.	0.
10001- 20000	0.	0.	0.	0.	0.	0.	0.	0.	0.
20001- 30000	0.	0.	0.	0.	0.	0.	0.	0.	0.
30001- 40000	0.	0.	0.	0.	0.	0.	0.	0.	0.
40001- 50000	0.	0.	0.	0.	0.	0.	0.	0.	0.
50001-100000	0.	0.	0.	0.	0.	0.	0.	0.	0.
COLUMN TOTALS	0.	121.	41.	371.	7438.	31741.	69294.	36715.	25907.
CUMUL. TOTALS	0.	121.	163.	533.	7972.	39712.	109007.	145722.	171628.

BOILER POPULATION DATA - INDUSTRIAL BOILERS
PLANT CAPACITY BY PLANT FUEL SULFUR CONTENT
ALL COAL-FIRED BOILERS

TABLE ENTRIES ARE TOTAL PLANT SULFUR EMISSIONS, TONS/YEAR
WITHIN CAPACITY AND FUEL SULFUR CONTENT RANGES

PLANT FUEL SULFUR CONTENT (WEIGHT PERCENT, EQUIVALENT BTU BASIS)

CAPACITY MBTU'S/HR	>1.5 -2.0	>2.0 -2.5	>2.5 -3.0	>3.0 -3.5	>3.5 -4.0	>4.0 -5.0	>5.0	ROW TOTAL	CUMTOT ALL
EQUAL 0	1054.	194.	16272.	1953.	85.	2931.	0.	25183.	25183.
1- 10	263.	603.	1260.	227.	1056.	647.	0.	4814.	29997.
11- 20	337.	887.	1090.	453.	149.	0.	0.	3643.	33640.
21- 30	658.	2180.	1211.	1809.	642.	0.	0.	7890.	41531.
31- 40	843.	1039.	1898.	1690.	496.	291.	0.	7819.	49350.
41- 50	942.	657.	8820.	0.	306.	0.	0.	13161.	62511.
51- 60	1590.	1569.	1465.	1814.	0.	0.	0.	8106.	70617.
61- 70	578.	2903.	2888.	877.	0.	0.	0.	8534.	79151.
71- 80	1552.	792.	498.	0.	903.	0.	0.	6085.	85236.
81- 90	301.	1272.	934.	144.	1528.	0.	901.	7004.	92240.
91- 100	1025.	2672.	1593.	909.	360.	51.	0.	7986.	100226.
101- 200	6163.	14346.	21180.	7084.	4887.	2400.	4067.	80828.	181054.
201- 300	10263.	13323.	27486.	11783.	2226.	0.	5813.	83009.	264063.
301- 400	1832.	7706.	22481.	5538.	5783.	0.	0.	53404.	317467.
401- 500	3261.	1225.	24279.	15365.	7174.	0.	0.	64852.	382319.
501- 600	61043.	1829.	25318.	7155.	1127.	0.	0.	111445.	493764.
601- 700	41402.	2341.	2213.	23767.	0.	0.	0.	70313.	564076.
701- 800	2349.	6785.	600.	6503.	0.	5634.	0.	31915.	595992.
801- 900	526.	0.	10150.	21968.	0.	1845.	0.	41250.	637241.
901- 1000	3011.	0.	4500.	0.	0.	15701.	0.	27231.	664472.
1001- 2000	10166.	20200.	64714.	36249.	9092.	0.	12420.	190366.	854838.
2001- 3000	17587.	6400.	19775.	26796.	32619.	8600.	0.	113584.	968422.
3001- 4000	0.	0.	0.	0.	0.	0.	0.	6644.	975066.
4001- 5000	1931.	0.	0.	0.	46740.	0.	0.	48671.	1023737.
5001- 6000	24324.	0.	0.	0.	0.	0.	75713.	100037.	1123774.
6001- 7000	0.	0.	0.	0.	0.	0.	0.	14673.	1138447.
7001- 8000	0.	0.	1938.	83569.	0.	0.	0.	85508.	1223954.
8001- 9000	0.	0.	0.	0.	0.	0.	0.	0.	1223954.
9001- 10000	0.	0.	0.	0.	0.	0.	0.	0.	1223954.
10001- 20000	0.	0.	0.	0.	0.	0.	0.	0.	1223954.
20001- 30000	0.	0.	0.	0.	0.	0.	0.	0.	1223954.
30001- 40000	0.	0.	0.	0.	0.	0.	0.	0.	1223954.
40001- 50000	0.	0.	0.	0.	0.	0.	0.	0.	1223954.
50001-100000	0.	0.	0.	0.	0.	0.	0.	0.	1223954.
COLUMN TOTALS	192998.	88924.	262563.	255652.	115173.	38101.	98916.	1223954.	
CUMUL. TOTALS	364626.	453550.	716114.	971765.	1086938.	1125038.	1223953.		

BOILER POPULATION DATA - INDUSTRIAL BOILERS
ALL COAL-FIRED BOILERS
BOILER AND PLANT NUMBER DISTRIBUTIONS

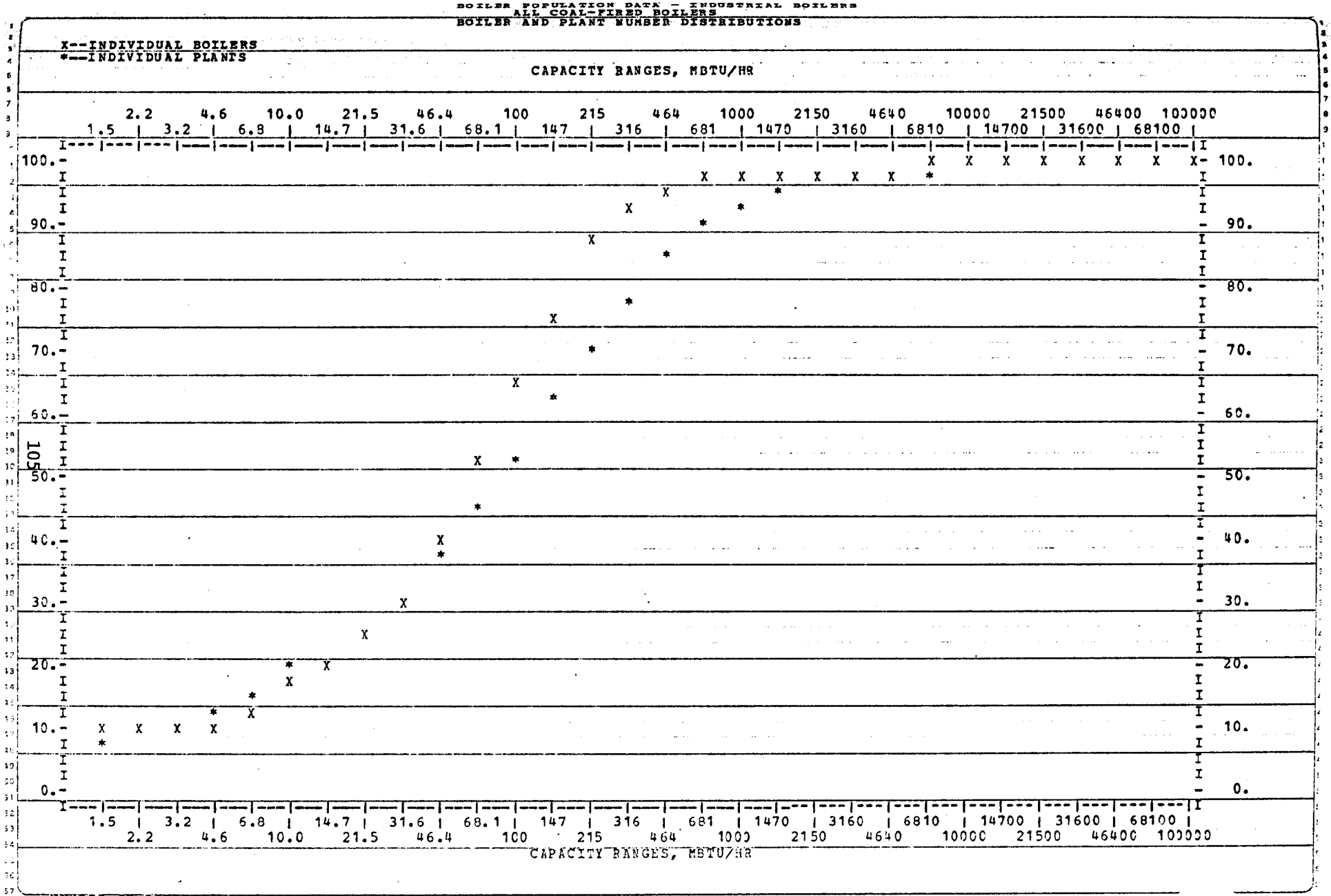

NUMBER OF BOILERS (ALL DATA) = 2519
NUMBER OF PLANTS (ALL DATA) = 1132

BOILER POPULATION DATA - INDUSTRIAL BOILERS
ALL COAL-FIRED BOILERS
FUEL SULFUR CONTENTS

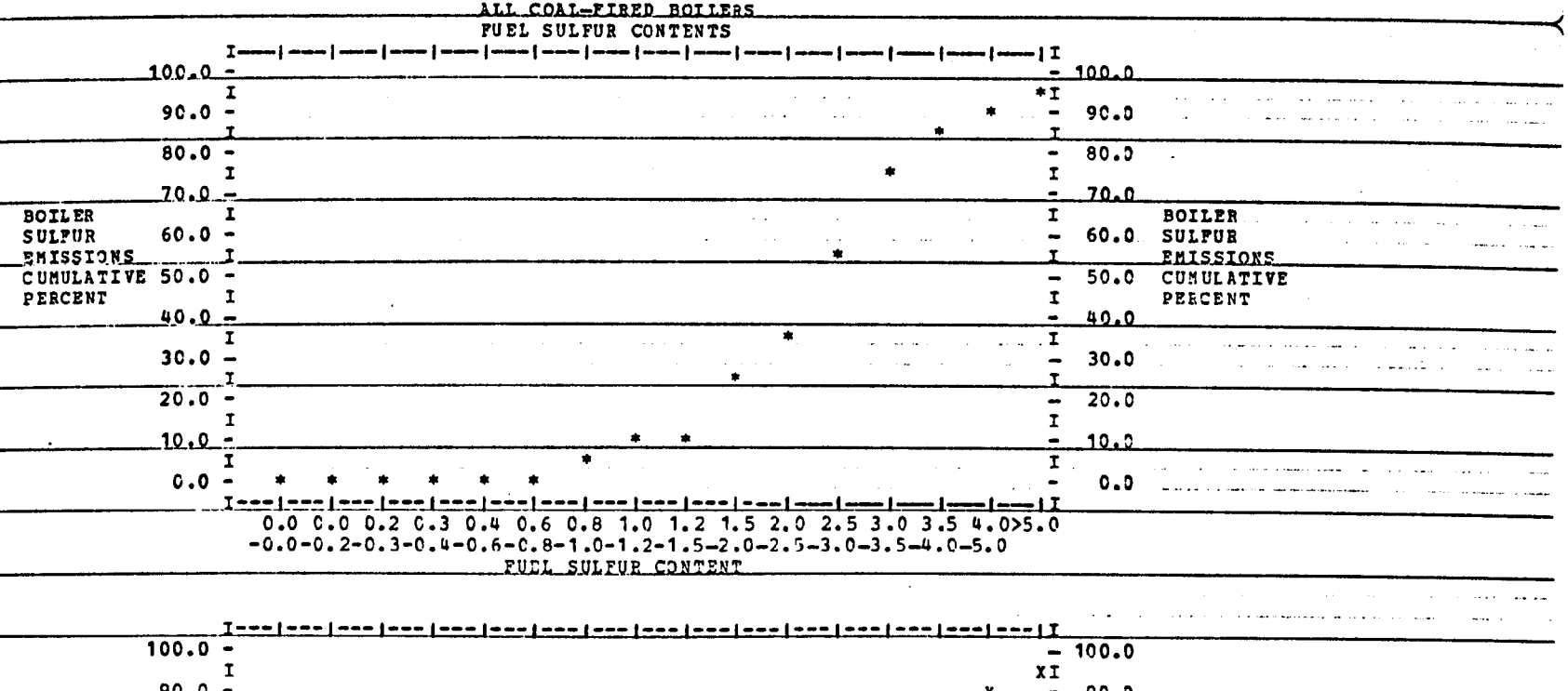

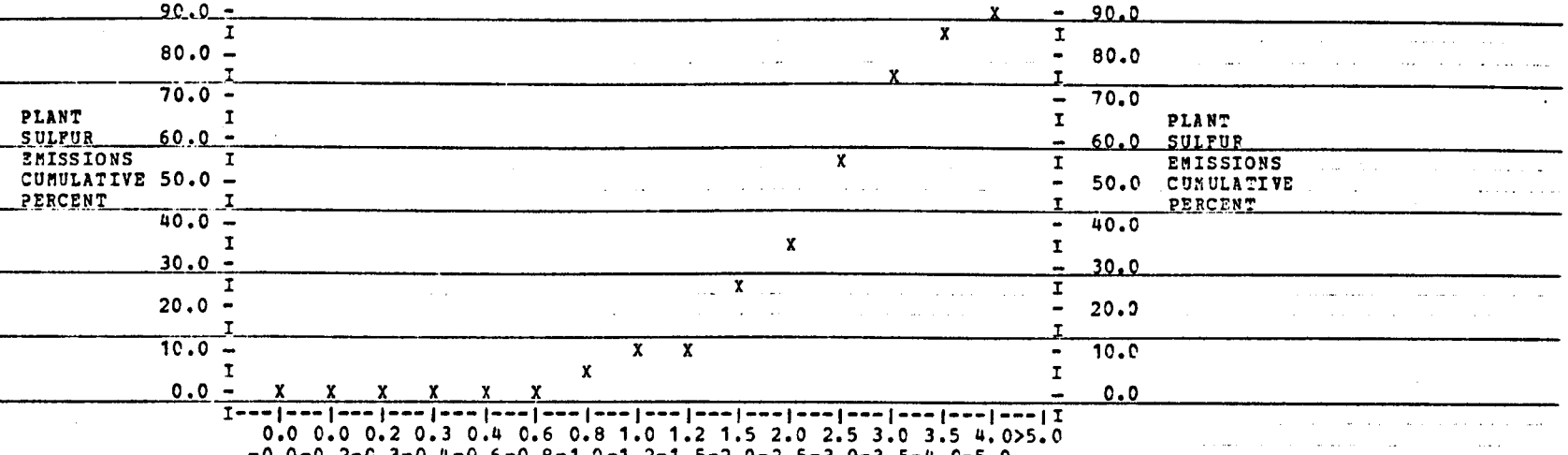

NUMBER OF BOILERS (ALL DATA) = 2519
NUMBER OF PLANTS (ALL DATA) = 1132



NUMBER OF BOILERS (ALL DATA) = 2519
NUMBER OF PLANTS (ALL DATA) = 1132

ALL COAL-FIRED BOILERS

TABLE ENTRIES ARE ACTUAL FUEL CONSUMPTION, GBTU'S/YEAR
WITHIN CAPACITY AND FUEL SULFUR CONTENT RANGES

BOILER FUEL SULFUR CONTENT (WEIGHT PERCENT, EQUIVALENT BTU BASIS)

CAPACITY MBTU'S/HR	EQUAL 0.	>0. -.2	>.2 -.3	>.3 -.4	>.4 -.6	>.6 -.8	>.8 -1.0	>1.0 -1.2	>1.2 -1.5
EQUAL 0	0.	0.	0.	0.	0.	0.	0.	0.	0.
1- 10	1245.	1488.	34.	78.	395.	8927.	2756.	162.	531.
11- 20	114.	45.	168.	0.	939.	2708.	2369.	1313.	258.
21- 30	418.	0.	192.	0.	630.	2644.	1294.	1423.	5231.
31- 40	0.	147.	0.	0.	204.	4984.	7612.	1403.	2290.
41- 50	0.	0.	0.	0.	857.	3479.	5986.	4450.	1075.
51- 60	8.	0.	0.	553.	1442.	3409.	5197.	2598.	1131.
61- 70	0.	0.	0.	0.	1560.	3754.	3525.	6753.	228.
71- 80	0.	0.	0.	0.	1900.	6232.	3576.	2497.	246.
81- 90	130.	0.	0.	0.	0.	2622.	3636.	334.	0.
91- 100	319.	0.	0.	0.	121.	6135.	5136.	6952.	775.
101- 200	655.	0.	310.	0.	17720.	19558.	60788.	29362.	10678.
201- 300	0.	0.	0.	1260.	2465.	8672.	27185.	17509.	11385.
301- 400	2160.	0.	0.	0.	6085.	5980.	7528.	17341.	8822.
401- 500	0.	0.	0.	0.	0.	2415.	10131.	2204.	223.
501- 600	0.	0.	0.	0.	0.	0.	3156.	0.	9819.
601- 700	0.	0.	0.	0.	0.	0.	21750.	0.	0.
701- 800	0.	0.	0.	6942.	0.	0.	0.	0.	0.
801- 900	0.	0.	0.	8034.	0.	16464.	1279.	0.	4275.
901- 1000	0.	0.	0.	0.	0.	0.	0.	0.	0.
1001- 2000	0.	0.	0.	0.	0.	20407.	378.	0.	0.
2001- 3000	0.	0.	0.	0.	0.	0.	0.	0.	0.
3001- 4000	0.	0.	0.	0.	0.	0.	0.	0.	0.
4001- 5000	0.	0.	0.	0.	0.	0.	0.	0.	0.
5001- 6000	0.	0.	0.	0.	0.	0.	0.	0.	0.
6001- 7000	0.	0.	0.	0.	0.	0.	0.	0.	0.
7001- 8000	0.	0.	0.	0.	0.	0.	0.	0.	0.
8001- 9000	0.	0.	0.	0.	0.	0.	0.	0.	0.
9001- 10000	0.	0.	0.	0.	0.	0.	0.	0.	0.
10001-100000	0.	0.	0.	0.	0.	0.	0.	0.	0.
COLUMN TOTALS	5049.	1681.	703.	16867.	34319.	118390.	173282.	94301.	56970.
CUMUL. TOTALS	5049.	6730.	7433.	24300.	58619.	177009.	350291.	444592.	501562.

BOILER POPULATION DATA - INDUSTRIAL BOILERS
BOILER FUEL USE BY BOILER FUEL SULFUR CONTENT AND CAPACITY
ALL COAL-FIRED BOILERS

TABLE ENTRIES ARE ACTUAL FUEL CONSUMPTION, GBTU'S/YEAR
WITHIN CAPACITY AND FUEL SULFUR CONTENT RANGES

CAPACITY MBTU'S/HR	BOILER FUEL SULFUR CONTENT (WEIGHT PERCENT, EQUIVALENT BTU BASIS) >1.5 -2.0	>2.0 -2.5	>2.5 -3.0	>3.0 -3.5	>3.5 -4.0	>4.0 -5.0	>5.0	ROW TOTAL	CUMTOT ALL
EQUAL 0	0.	0.	0.	0.	0.	0.	0.	0.	0.
1- 10	1920.	2443.	16552.	1517.	798.	2091.	0.	40937.	40937.
11- 20	1601.	2374.	3162.	1208.	364.	316.	0.	16939.	57876.
21- 30	2146.	2823.	1824.	1844.	1177.	0.	0.	21647.	79523.
31- 40	3960.	5633.	3367.	1755.	604.	0.	0.	31959.	111482.
41- 50	2236.	7649.	8960.	1330.	1786.	198.	3401.	41406.	152888.
51- 60	2032.	4749.	6812.	1892.	2068.	1467.	0.	33358.	186246.
61- 70	3310.	1864.	5529.	613.	8152.	185.	0.	35474.	221720.
71- 80	4579.	2009.	8413.	6722.	547.	0.	600.	37323.	259043.
81- 90	8618.	3960.	6856.	786.	48.	0.	0.	26991.	286034.
91- 100	4395.	6777.	9697.	2486.	0.	26.	0.	42820.	328853.
101- 200	107498.	21795.	57032.	24429.	9890.	1533.	959.	362208.	691062.
201- 300	16459.	20187.	22503.	18780.	7891.	7102.	3784.	165183.	856245.
301- 400	4656.	1242.	3699.	9736.	14421.	5530.	0.	87200.	943445.
401- 500	7048.	186.	35036.	10758.	12544.	0.	0.	80545.	1023990.
501- 600	228.	888.	10007.	17864.	10279.	0.	0.	52242.	1076231.
601- 700	52101.	857.	2074.	4348.	3325.	5694.	0.	90149.	1166380.
701- 800	0.	0.	13259.	5576.	0.	0.	0.	25777.	1192157.
801- 900	0.	0.	11.	0.	3324.	0.	0.	33386.	1225543.
901- 1000	299.	0.	1403.	0.	0.	0.	0.	1701.	1227244.
1001- 2000	0.	0.	0.	47023.	5018.	0.	0.	72827.	1300070.
2001- 3000	30725.	0.	0.	0.	0.	1040.	0.	31765.	1331834.
3001- 4000	0.	0.	1615.	19184.	0.	0.	0.	20799.	1352633.
4001- 5000	0.	0.	0.	0.	0.	0.	0.	0.	1352633.
5001- 6000	0.	0.	0.	0.	0.	0.	29691.	29691.	1382324.
6001- 7000	0.	0.	0.	0.	0.	0.	0.	0.	1382324.
7001- 8000	0.	0.	0.	0.	0.	0.	0.	0.	1382324.
8001- 9000	0.	0.	0.	0.	0.	0.	0.	0.	1382324.
9001- 10000	0.	0.	0.	0.	0.	0.	0.	0.	1382324.
10001-100000	0.	0.	0.	0.	0.	0.	0.	0.	1382324.
COLUMN TOTALS	253809.	85436.	217811.	177855.	82238.	25182.	38436.	1382324.	
CUMUL. TOTALS	755371.	840806.	1058617.	1236471.	1318708.	1343889.	1382325.		

TABLE ENTRIES ARE ACTUAL FUEL CONSUMPTION, GBTU'S/YEAR
WITHIN CAPACITY AND FUEL SULFUR CONTENT RANGES

PLANT FUEL SULFUR CONTENT (WEIGHT PERCENT, EQUIVALENT BTU BASIS)

CAPACITY MBTU'S/HR	EQUAL 0.	>0. -.2	>.2 -.3	>.3 -.4	>.4 -.6	>.6 -.8	>.8 -1.0	>1.0 -1.2	>1.2 -1.5
EQUAL 0	1031.	1473.	0.	0.	54.	7248.	901.	8.	34.
1- 10	214.	16.	34.	77.	319.	952.	864.	92.	120.
11- 20	114.	0.	0.	0.	280.	1114.	742.	83.	103.
21- 30	264.	0.	0.	0.	408.	1230.	1003.	136.	908.
31- 40	0.	147.	168.	1.	36.	972.	1360.	652.	1031.
41- 50	0.	0.	192.	0.	1516.	2303.	2070.	671.	462.
51- 60	162.	0.	0.	0.	683.	1293.	2645.	52.	252.
61- 70	0.	0.	0.	0.	0.	1144.	140.	1498.	314.
71- 80	0.	0.	0.	0.	0.	2616.	1436.	1661.	25.
81- 90	0.	0.	0.	0.	0.	1218.	1774.	129.	1754.
91- 100	319.	0.	0.	0.	785.	980.	1523.	416.	312.
101- 200	650.	0.	0.	0.	5789.	15398.	13166.	14925.	7556.
201- 300	0.	0.	0.	1260.	2436.	8843.	14884.	5644.	1144.
301- 400	2160.	0.	0.	0.	4191.	183.	10105.	5213.	5267.
401- 500	0.	0.	0.	0.	1365.	9003.	20292.	3182.	2127.
501- 600	0.	0.	0.	0.	0.	12221.	23850.	1902.	4350.
601- 700	0.	0.	0.	0.	0.	0.	1534.	0.	0.
701- 800	0.	0.	0.	0.	0.	3008.	14625.	8493.	0.
801- 900	0.	0.	0.	0.	0.	0.	1680.	8966.	4275.
901- 1000	0.	0.	0.	0.	5885.	0.	4529.	2737.	0.
1001- 2000	0.	0.	0.	0.	7070.	46565.	6960.	25569.	21306.
2001- 3000	0.	0.	0.	0.	0.	0.	5171.	0.	0.
3001- 4000	0.	0.	0.	0.	0.	0.	16178.	0.	0.
4001- 5000	0.	0.	0.	0.	0.	0.	0.	0.	0.
5001- 6000	0.	0.	0.	0.	0.	0.	0.	0.	0.
6001- 7000	0.	0.	0.	0.	0.	0.	41856.	0.	0.
7001- 8000	0.	0.	0.	0.	0.	0.	0.	0.	0.
8001- 9000	0.	0.	0.	0.	0.	0.	0.	0.	0.
9001- 10000	0.	0.	0.	0.	0.	0.	0.	0.	0.
10001- 20000	0.	0.	0.	0.	0.	0.	0.	0.	0.
20001- 30000	0.	0.	0.	0.	0.	0.	0.	0.	0.
30001- 40000	0.	0.	0.	0.	0.	0.	0.	0.	0.
40001- 50000	0.	0.	0.	0.	0.	0.	0.	0.	0.
50001-100000	0.	0.	0.	0.	0.	0.	0.	0.	0.
COLUMN TOTALS	4914.	1635.	393.	1338.	30818.	116289.	189290.	82031.	51338.
CUMUL. TOTALS	4914.	6549.	6943.	8281.	39098.	155387.	344678.	426708.	478047.

BOILER POPULATION DATA - INDUSTRIAL BOILERS
PLANT FUEL USE BY PLANT FUEL SULFUR CONTENT AND CAPACITY
ALL COAL-FIRED BOILERS

TABLE ENTRIES ARE ACTUAL FUEL CONSUMPTION, GBTU'S/YEAR
WITHIN CAPACITY AND FUEL SULFUR CONTENT RANGES

CAPACITY MBTU'S/HR	PLANT FUEL SULFUR CONTENT (WEIGHT PERCENT, EQUIVALENT BTU BASIS) >1.5 -2.0	>2.0 -2.5	>2.5 -3.0	>3.0 -3.5	>3.5 -4.0	>4.0 -5.0	>5.0	ROW TOTAL	CUMTOT ALL
EQUAL 0	1521.	201.	15064.	1284.	53.	1634.	0.	30506.	30506.
1- 10	336.	617.	977.	160.	745.	388.	0.	5911.	36417.
11- 20	461.	1021.	931.	314.	96.	0.	0.	5259.	41677.
21- 30	881.	2519.	1031.	1288.	415.	0.	0.	10084.	51760.
31- 40	1165.	1084.	1704.	1133.	324.	170.	0.	9946.	61706.
41- 50	1262.	808.	7626.	0.	187.	0.	0.	17095.	78801.
51- 60	2163.	1761.	1256.	1310.	0.	0.	0.	11575.	90376.
61- 70	776.	2889.	2437.	720.	0.	0.	0.	9919.	100295.
71- 80	1955.	792.	455.	0.	547.	0.	0.	9487.	109782.
81- 90	486.	1363.	624.	122.	793.	0.	317.	8580.	118363.
91- 100	1396.	2581.	1458.	653.	207.	26.	0.	10657.	129020.
101- 200	26140.	15104.	17209.	5345.	3244.	1289.	1709.	127525.	256545.
201- 300	15433.	14442.	23641.	8567.	1481.	0.	2284.	100059.	356604.
301- 400	2783.	7845.	18819.	3710.	3652.	0.	0.	63926.	420530.
401- 500	4337.	1176.	20737.	10234.	4620.	0.	0.	77073.	497603.
501- 600	76790.	1951.	20440.	5516.	687.	0.	0.	147707.	645309.
601- 700	55555.	2341.	2074.	17605.	0.	0.	0.	79110.	724419.
701- 800	3959.	8216.	520.	5006.	0.	2754.	0.	46583.	771002.
801- 900	657.	0.	8020.	15500.	0.	959.	0.	40057.	811058.
901- 1000	5163.	0.	3150.	0.	0.	7798.	0.	29262.	840320.
1001- 2000	13650.	19040.	55908.	27570.	5683.	0.	4415.	233735.	1074055.
2001- 3000	27768.	7851.	17182.	17864.	20937.	5200.	0.	101973.	1176028.
3001- 4000	0.	0.	0.	0.	0.	0.	0.	16178.	1192206.
4001- 5000	2849.	0.	0.	0.	30855.	0.	0.	33704.	1225909.
5001- 6000	30725.	0.	0.	0.	0.	0.	29691.	60416.	1286325.
6001- 7000	0.	0.	0.	0.	0.	0.	0.	41856.	1328180.
7001- 8000	0.	0.	1615.	52529.	0.	0.	0.	54144.	1382324.
8001- 9000	0.	0.	0.	0.	0.	0.	0.	0.	1382324.
9001- 10000	0.	0.	0.	0.	0.	0.	0.	0.	1382324.
10001- 20000	0.	0.	0.	0.	0.	0.	0.	0.	1382324.
20001- 30000	0.	0.	0.	0.	0.	0.	0.	0.	1382324.
30001- 40000	0.	0.	0.	0.	0.	0.	0.	0.	1382324.
40001- 50000	0.	0.	0.	0.	0.	0.	0.	0.	1382324.
50001-100000	0.	0.	0.	0.	0.	0.	0.	0.	1382324.
COLUMN TOTALS	278211.	93602.	222879.	176429.	74525.	20220.	38416.	1382324.	
CUMUL. TOTALS	756258.	849860.	1072738.	1249166.	1323691.	1343910.	1382325.		

BOILER AND PLANT SIZE DISTRIBUTIONS

X--INDIVIDUAL BOILERS
*--PLANTS

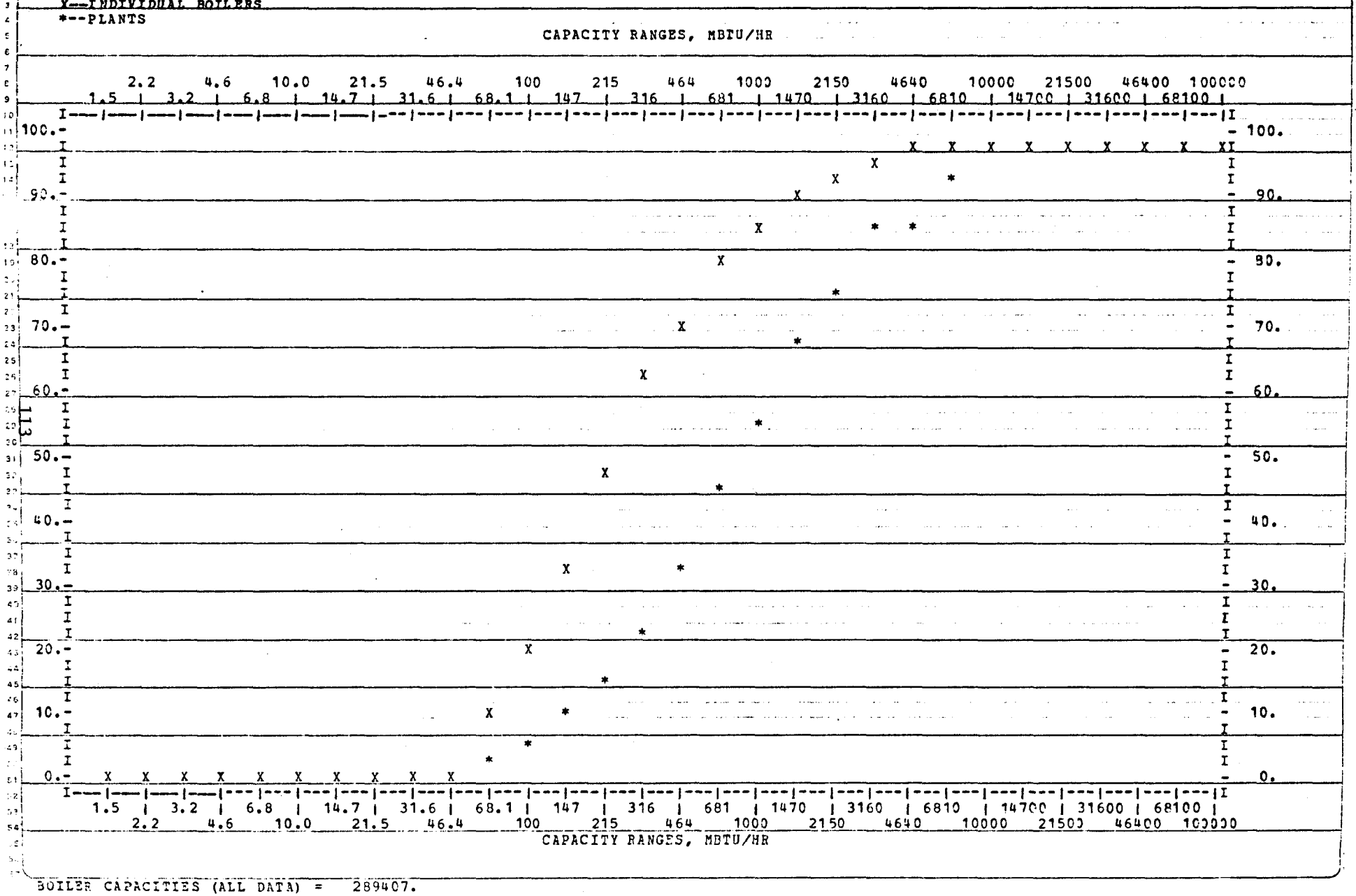

BOILER CAPACITIES (ALL DATA) = 289407.
PLANT CAPACITIES (ALL DATA) = 289407.

BOILER POPULATION DATA - INDUSTRIAL BOILERS
ALL COAL-FIRED BOILERS
FUEL SULFUR CONTENTS

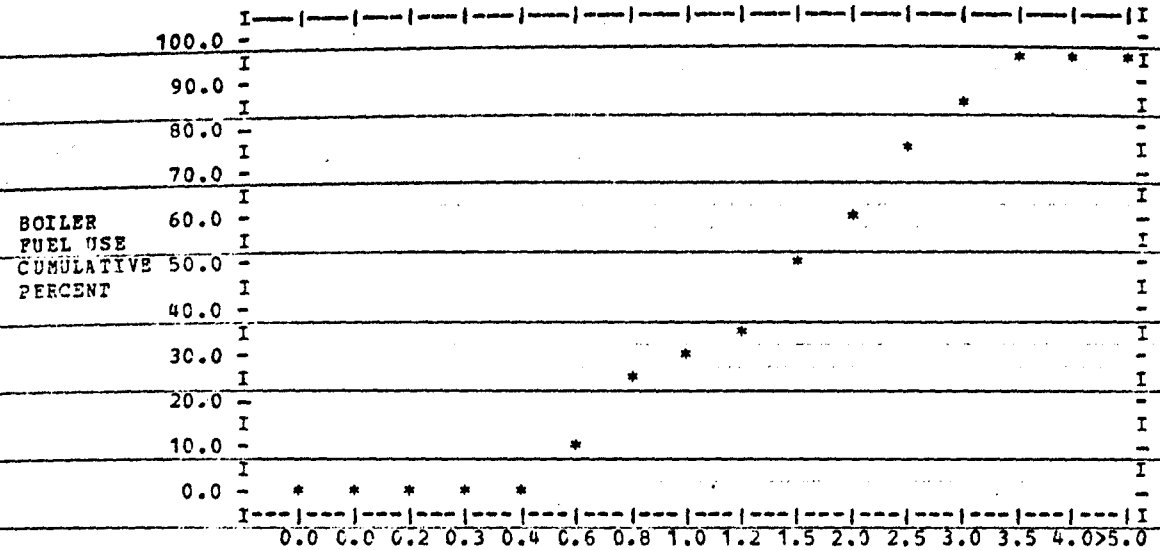

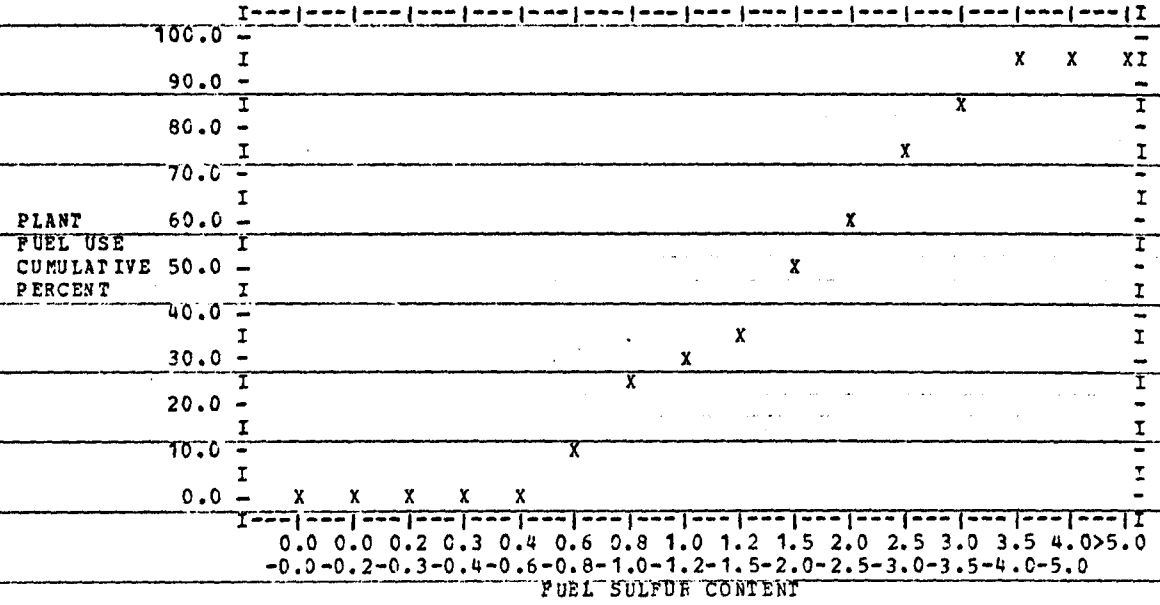

BOILER CAPACITIES (ALL DATA) = 289407.
PLANT CAPACITIES (ALL DATA) = 289407.

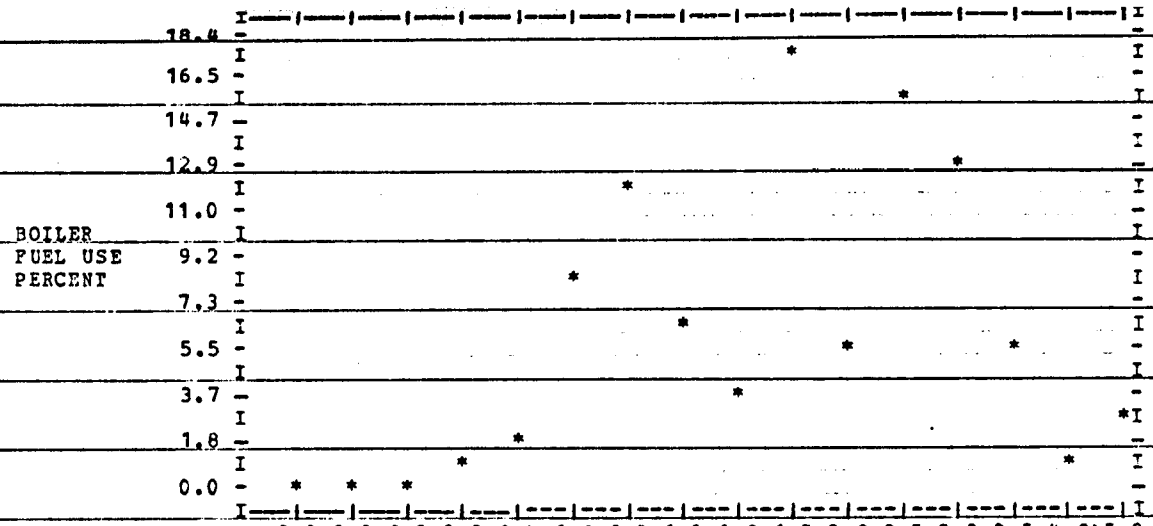

115

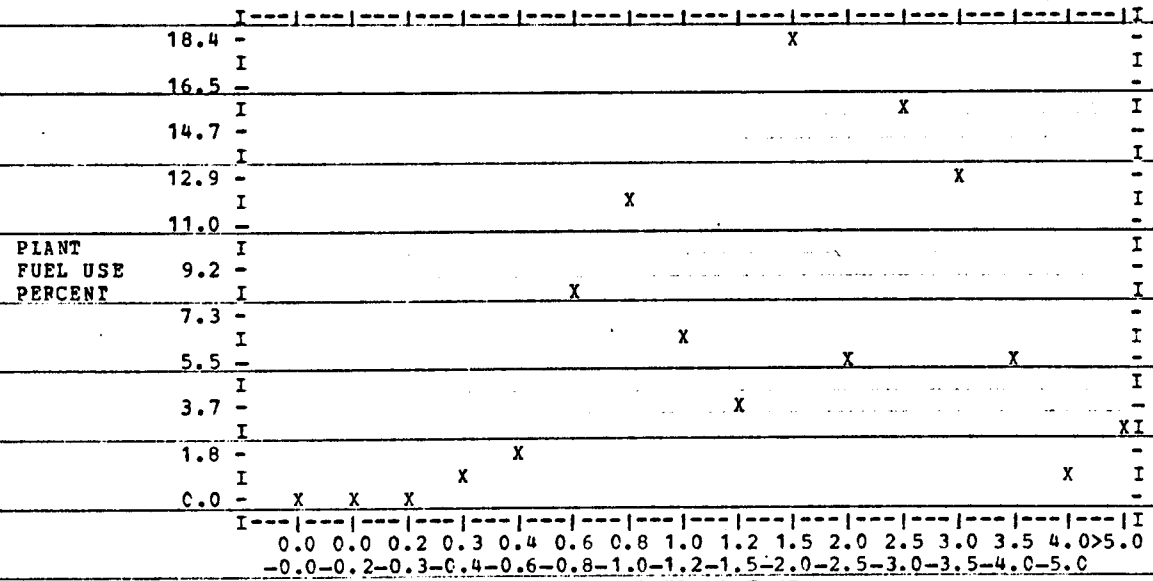

BOILER CAPACITIES (ALL DATA) = 289407.
PLANT CAPACITIES (ALL DATA) = 289407.

BOILER POPULATION DATA - INDUSTRIAL BOILERS
STACK HEIGHT BY TOTAL DESIGN CAPACITY SERVED
ALL COAL-FIRED BOILERS

TABLE ENTRIES ARE NUMBER OF STACKS

CAPACITY MBTU'S/HR	EQUAL ZERO	1- 20	21- 40	41- 60	61- 80	81- 100	101- 120	121- 140	141- 160	161- 180	181- 200	201- 250	251- 300	301- 350	351- 400
	STACK HEIGHTS IN FEET														
EQUAL 0	76	1	4	13	6	10	4	5	6	5	5	8	4	0	0
1- 10	32	3	23	32	40	25	8	9	8	5	1	2	0	0	0
11- 20	19	0	6	10	18	12	1	14	6	0	4	1	0	0	0
21- 30	15	1	3	5	15	13	4	9	9	4	2	4	0	0	0
31- 40	17	0	8	9	6	4	3	6	18	6	3	4	1	0	0
41- 50	9	1	2	5	15	9	4	4	10	9	1	2	0	1	0
51- 60	7	0	3	5	9	3	2	4	10	9	8	1	0	0	0
61- 70	10	0	2	3	5	4	2	6	6	11	1	2	0	0	0
71- 80	3	0	3	5	15	6	5	4	2	7	2	4	0	0	0
81- 90	7	0	2	4	9	4	1	4	4	2	1	3	0	0	0
91- 100	6	0	0	5	8	8	1	1	4	4	8	3	1	0	0
101- 200	18	0	3	17	42	33	22	20	26	23	11	26	8	0	0
201- 300	2	1	0	5	9	21	13	11	17	8	11	19	5	3	0
301- 400	2	0	0	2	11	4	7	7	11	8	4	8	3	1	2
401- 500	4	0	0	1	2	8	6	1	4	7	2	13	1	1	0
501- 600	3	0	0	0	0	2	1	0	6	4	5	7	1	1	0
601- 700	1	0	0	0	0	1	2	1	1	1	3	4	1	0	0
701- 800	2	0	0	1	1	2	0	1	0	1	2	2	0	1	0
801- 900	0	0	0	0	0	0	0	4	5	3	0	0	1	0	0
901- 1000	0	0	0	1	1	1	0	0	1	0	2	2	0	0	0
1001- 2000	2	0	0	0	0	2	4	4	3	5	4	5	1	2	0
2001- 3000	0	0	0	0	0	0	0	0	2	1	0	2	0	0	1
3001- 4000	0	0	0	0	1	0	1	0	0	0	0	1	0	0	0
4001- 5000	0	0	0	0	0	0	0	0	0	0	0	0	0	0	1
5001- 6000	0	0	0	0	0	0	0	0	0	0	0	0	1	0	0
6001- 7000	0	0	0	0	0	0	0	0	0	0	0	0	0	0	0
7001- 8000	0	0	0	0	0	0	0	0	0	0	0	0	0	0	0
8001- 9000	0	0	0	0	0	0	0	0	0	0	0	0	0	0	0
9001- 10000	0	0	0	0	0	0	0	0	0	0	0	0	0	0	0
10001- 20000	0	0	0	0	0	0	0	0	0	0	0	0	0	0	0
20001- 30000	0	0	0	0	0	0	0	0	0	0	0	0	0	0	0
30001- 40000	0	0	0	0	0	0	0	0	0	0	0	0	0	0	0
40001- 50000	0	0	0	0	0	0	0	0	0	0	0	0	0	0	0
50001-100000	0	0	0	0	0	0	0	0	0	0	0	0	0	0	0
COLUMN TOTALS	235	7	59	123	213	172	91	115	159	123	80	123	28	10	4
CUMUL. TOTALS	0	7	66	189	402	574	665	780	939	1062	1142	1265	1293	1303	1307

BOILER POPULATION DATA - INDUSTRIAL BOILERS
STACK HEIGHT BY TOTAL DESIGN CAPACITY SERVED
ALL COAL-FIRED BOILERS

TABLE ENTRIES ARE NUMBER OF STACKS

CAPACITY MBTU'S/HR	STACK HEIGHTS IN FEET 431-450	451-500	501-550	551-600	601-650	651-700	701-750	751-800	801-850	851-900	901-950	951-1000	ABOVE 1000	ROW TOTAL	CUM. TOTAL
EQUAL 0	0	0	0	0	0	0	0	0	0	0	0	0	0	147	0
1- 10	0	0	0	0	0	0	0	0	0	0	0	0	0	188	188
11- 20	0	0	0	0	0	0	0	0	0	0	0	0	0	91	279
21- 30	0	0	0	0	0	0	0	0	0	0	0	0	0	84	363
31- 40	0	0	0	0	0	0	0	0	0	0	0	0	0	85	448
41- 50	0	0	0	0	0	0	0	0	0	0	0	0	0	72	520
51- 60	0	0	0	0	0	0	0	0	0	0	0	0	0	61	581
61- 70	0	0	1	0	0	0	0	0	0	0	0	0	0	53	634
71- 80	0	0	0	0	0	0	0	0	0	0	0	0	0	56	690
81- 90	0	0	0	0	0	0	0	0	0	0	0	0	0	41	731
91- 100	0	0	0	0	0	0	0	0	0	0	0	0	0	49	780
101- 200	0	0	0	0	0	0	0	0	0	0	0	0	0	249	1029
201- 300	0	0	0	0	0	0	0	0	0	0	0	0	0	125	1154
301- 400	0	0	0	0	0	0	0	0	0	0	0	0	0	70	1224
401- 500	0	0	0	0	0	0	0	0	0	0	0	0	0	50	1274
501- 600	0	0	0	0	0	0	0	0	0	0	0	0	0	30	1304
601- 700	0	1	0	0	0	0	0	0	0	0	0	0	0	16	1320
701- 800	0	0	0	0	0	0	0	0	0	0	0	0	0	13	1333
801- 900	0	0	0	0	0	0	0	0	0	0	0	0	0	13	1346
901- 1000	0	0	0	0	0	0	0	0	0	0	0	0	0	8	1354
1001- 2000	0	0	0	0	0	0	0	0	0	0	0	0	0	32	1386
2001- 3000	0	0	0	0	0	0	0	0	0	0	0	0	0	6	1392
3001- 4000	0	1	0	0	0	0	0	0	0	0	0	0	0	4	1396
4001- 5000	0	0	0	0	0	0	0	0	0	0	0	0	0	1	1397
5001- 6000	0	0	0	0	0	0	0	0	1	0	0	0	0	2	1399
6001- 7000	0	0	0	0	0	0	0	0	0	0	0	0	0	0	1399
7001- 8000	0	0	0	0	0	0	0	0	0	0	0	0	0	0	1399
8001- 9000	0	0	0	0	0	0	0	0	0	0	0	0	0	0	1399
9001- 10000	0	0	0	0	0	0	0	0	0	0	0	0	0	0	1399
10001- 20000	0	0	0	0	0	0	0	0	0	0	0	0	0	0	1399
20001- 30000	0	0	0	0	0	0	0	0	0	0	0	0	0	0	1399
30001- 40000	0	0	0	0	0	0	0	0	0	0	0	0	0	0	1399
40001- 50000	0	0	0	0	0	0	0	0	0	0	0	0	0	0	1399
50001-100000	0	0	0	0	0	0	0	0	0	0	0	0	0	0	1399
COLUMN TOTALS	0	2	1	0	0	0	0	0	1	0	0	0	0	1546	1399
CUMUL. TOTALS	1307	1309	1310	1310	1310	1310	1310	1310	1311	1311	1311	1311	1311		

BOILER POPULATION DATA - INDUSTRIAL BOILERS
AVERAGE NUMBER OF BOILERS PER PLANT BY CAPACITY & LOAD FACTOR RANGE
ALL COAL-FIRED BOILERS

ENTRIES ARE NUMBER OF BOILERS DIVIDED BY NUMBER OF PLANTS FOR EACH CAPACITY & LOAD FACTOR PAIR

CAPACITY MBTU'S/HR	PLANT LOAD FACTORS EQUAL 0.00	0.01- 0.09	0.10- 0.19	0.20- 0.29	0.30- 0.39	0.40- 0.49	0.50- 0.59	0.60- 0.69	0.70- 0.79
EQUAL 0	4.44	0.0	0.0	0.0	0.0	0.0	0.0	0.0	0.0
1- 10	2.33	1.48	1.00	1.50	1.13	1.44	1.31	1.50	1.00
11- 20	2.00	1.88	2.60	1.90	1.20	1.67	1.25	1.00	1.33
21- 30	0.0	1.86	2.00	2.00	1.50	1.00	3.00	1.50	1.00
31- 40	1.00	1.85	2.00	2.00	2.60	1.60	2.00	3.00	2.00
41- 50	0.0	1.75	2.25	2.00	2.17	1.86	1.67	4.67	1.00
51- 60	1.50	3.20	2.00	2.00	1.80	2.14	1.50	2.00	1.00
61- 70	3.00	2.50	2.50	2.29	2.25	2.00	1.33	3.00	0.0
71- 80	2.00	2.00	1.50	2.00	2.00	2.33	1.00	1.00	1.33
81- 90	2.00	3.33	2.50	2.50	3.00	2.67	2.00	2.33	1.00
91- 100	2.00	1.00	1.50	1.71	3.00	1.00	1.25	2.00	3.00
101- 200	2.67	2.83	1.77	2.80	3.30	2.48	2.58	3.07	3.54
201- 300	3.33	2.00	2.89	3.24	3.18	3.83	2.40	3.57	2.50
301- 400	0.0	3.60	3.86	3.45	2.73	3.33	4.20	3.00	1.00
401- 500	0.0	4.80	3.00	4.20	4.62	4.75	3.00	3.50	4.00
501- 600	1.00	1.00	3.40	4.00	5.00	5.50	0.0	4.00	3.67
601- 700	0.0	0.0	0.0	6.00	3.50	5.00	5.00	0.0	0.0
701- 800	1.00	2.50	0.0	4.50	0.0	3.00	4.67	4.00	8.00
801- 900	1.00	6.33	4.00	5.00	4.33	13.00	4.50	0.0	0.0
901- 1000	0.0	0.0	0.0	0.0	6.00	0.0	5.00	0.0	10.00
1001- 2000	0.0	4.33	8.00	8.63	2.00	6.40	8.67	6.50	6.75
2001- 3000	5.00	5.00	6.50	4.00	0.0	11.00	0.0	6.50	0.0
3001- 4000	0.0	0.0	0.0	0.0	0.0	0.0	21.00	0.0	0.0
4001- 5000	0.0	30.00	0.0	0.0	0.0	0.0	0.0	0.0	9.00
5001- 6000	0.0	0.0	0.0	0.0	0.0	0.0	0.0	1.50	0.0
6001- 7000	0.0	0.0	0.0	0.0	0.0	0.0	0.0	0.0	29.00
7001- 8000	0.0	8.00	0.0	0.0	0.0	0.0	0.0	0.0	0.0
8001- 9000	0.0	0.0	0.0	0.0	0.0	0.0	0.0	0.0	0.0
9001- 10000	0.0	0.0	0.0	0.0	0.0	0.0	0.0	0.0	0.0
10001- 20000	0.0	0.0	0.0	0.0	0.0	0.0	0.0	0.0	0.0
20001- 30000	0.0	0.0	0.0	0.0	0.0	0.0	0.0	0.0	0.0
30001- 40000	0.0	0.0	0.0	0.0	0.0	0.0	0.0	0.0	0.0
40001- 50000	0.0	0.0	0.0	0.0	0.0	0.0	0.0	0.0	0.0
50001-100000	0.0	0.0	0.0	0.0	0.0	0.0	0.0	0.0	0.0
COLUMN TOTALS	3.60	2.72	2.27	3.02	2.94	2.85	2.89	2.97	3.49
CUMUL. TOTALS	0.0	2.72	2.52	2.72	2.77	2.78	2.79	2.81	2.86

BOILER POPULATION DATA - INDUSTRIAL BOILERS
AVERAGE NUMBER OF BOILERS PER PLANT BY CAPACITY & LOAD FACTOR RANGE
ALL COAL-FIRED BOILERS

ENTRIES ARE NUMBER OF BOILERS DIVIDED BY NUMBER OF PLANTS FOR EACH CAPACITY & LOAD FACTOR PAIR

CAPACITY MBTU'S/HR	PLANT LOAD FACTORS 0.80-0.89	0.90-0.99	TOTAL <1.00	EQUAL 1.00	ABOVE 1.00	ROW TOTAL	CUMTOT <1.00	CUMTOT ALL
EQUAL 0	0.0	0.0	4.44	0.0	1.75	3.01	0.0	0.0
1- 10	1.11	2.50	1.35	0.0	1.52	1.38	1.35	1.38
11- 20	0.0	1.86	1.74	0.0	1.50	1.71	1.48	1.49
21- 30	1.67	0.0	1.81	0.0	2.00	1.85	1.56	1.57
31- 40	1.67	2.20	1.94	0.0	2.86	2.05	1.63	1.66
41- 50	4.00	1.50	2.13	0.0	2.33	2.16	1.69	1.72
51- 60	1.00	4.00	2.13	0.0	3.00	2.26	1.74	1.78
61- 70	1.00	1.00	2.10	0.0	3.25	2.24	1.77	1.81
71- 80	3.50	1.00	1.82	0.0	4.00	1.97	1.77	1.82
81- 90	1.00	0.0	2.48	0.0	2.00	2.44	1.81	1.85
91- 100	1.00	1.00	1.96	0.0	2.00	1.97	1.82	1.86
101- 200	2.43	2.30	2.75	0.0	3.18	2.78	2.05	2.07
201- 300	2.71	3.00	3.02	0.0	4.29	3.11	2.18	2.20
301- 400	1.00	4.00	3.32	0.0	0.0	3.32	2.25	2.27
401- 500	4.00	4.00	4.21	0.0	0.0	4.21	2.37	2.37
501- 600	3.60	0.0	3.75	0.0	7.40	4.30	2.42	2.43
601- 700	4.67	0.0	4.80	0.0	2.00	4.55	2.45	2.46
701- 800	0.0	6.00	4.08	0.0	4.00	4.07	2.47	2.48
801- 900	0.0	0.0	5.33	0.0	7.50	5.64	2.51	2.53
901- 1000	0.0	6.00	6.23	0.0	0.0	6.33	2.54	2.55
1001- 2000	5.00	3.00	6.29	0.0	9.00	6.42	2.69	2.70
2001- 3000	4.00	0.0	5.90	0.0	3.00	5.64	2.73	2.73
3001- 4000	0.0	0.0	21.00	0.0	0.0	21.00	2.75	2.75
4001- 5000	0.0	0.0	19.50	0.0	0.0	19.50	2.78	2.78
5001- 6000	0.0	0.0	1.50	0.0	0.0	1.50	2.78	2.78
6001- 7000	0.0	0.0	29.00	0.0	0.0	29.00	2.81	2.80
7001- 8000	4.00	0.0	6.00	0.0	0.0	6.00	2.81	2.81
8001- 9000	0.0	0.0	0.0	0.0	0.0	0.0	2.81	2.81
9001- 10000	0.0	0.0	0.0	0.0	0.0	0.0	2.81	2.81
10001- 20000	0.0	0.0	0.0	0.0	0.0	0.0	2.81	2.81
20001- 30000	0.0	0.0	0.0	0.0	0.0	0.0	2.81	2.81
30001- 40000	0.0	0.0	0.0	0.0	0.0	0.0	2.81	2.81
40001- 50000	0.0	0.0	0.0	0.0	0.0	0.0	2.81	2.81
50001-100000	0.0	0.0	0.0	0.0	0.0	0.0	2.81	2.81
COLUMN TOTALS	2.66	2.50	2.88	0.0	2.50	2.47		
CUMUL. TOTALS	2.84	2.83	2.83	2.83	2.78			

BOILER POPULATION DATA - INDUSTRIAL BOILERS
BOILER CAPACITY BY BOILER LOAD FACTOR
ALL GAS-FIRED BOILERS

TABLE ENTRIES ARE NUMBER OF BOILERS
WITHIN CAPACITY AND LOAD FACTOR RANGES

BOILER LOAD FACTORS

CAPACITY MBTU'S/HR	EQUAL 0.00	0.01- 0.09	0.10- 0.19	0.20- 0.29	0.30- 0.39	0.40- 0.49	0.50- 0.59	0.60- 0.69	0.70- 0.79
EQUAL 0	619	0	0	0	0	0	0	0	0
1- 10	123	111	194	154	91	73	61	25	43
11- 20	39	68	84	110	69	36	31	29	27
21- 30	34	36	53	56	36	35	23	16	20
31- 40	16	29	39	37	33	24	9	14	15
41- 50	13	29	29	16	30	18	15	21	9
51- 60	11	25	28	26	25	19	11	14	14
61- 70	8	18	34	34	14	5	4	10	11
71- 80	5	9	15	25	12	13	16	19	10
81- 90	1	17	19	18	20	3	13	7	2
91- 100	10	22	16	19	6	11	6	8	5
101- 200	34	61	50	73	62	48	42	47	32
201- 300	17	30	22	31	21	15	11	19	11
301- 400	0	13	21	14	8	11	7	5	3
401- 500	2	4	3	9	1	3	8	2	0
501- 600	1	8	1	8	7	2	4	1	2
601- 700	0	3	8	2	6	1	1	0	0
701- 800	12	3	1	1	0	0	0	2	3
801- 900	0	3	1	2	1	1	0	0	0
901- 1000	0	0	1	0	0	0	0	0	0
1001- 2000	0	4	9	2	2	0	3	0	2
2001- 3000	0	0	1	0	0	0	1	0	0
3001- 4000	0	0	0	0	0	0	0	0	0
4001- 5000	0	0	0	0	0	0	0	0	0
5001- 6000	0	0	0	0	0	0	0	0	0
6001- 7000	0	0	0	0	0	0	0	0	0
7001- 8000	0	0	0	0	0	0	0	0	0
8001- 9000	0	1	0	0	0	0	0	0	0
9001- 10000	0	0	0	0	0	0	0	0	0
10001-100000	0	0	0	0	0	0	0	0	0
COLUMN TOTALS	945	494	629	637	444	318	266	239	209
CUMUL. TOTALS	0	494	1123	1760	2204	2522	2788	3027	3236

BOILER POPULATION DATA - INDUSTRIAL BOILERS
BOILER CAPACITY BY BOILER LOAD FACTOR AND CAPACITY
ALL GAS-FIRED BOILERS

TABLE ENTRIES ARE NUMBER OF BOILERS
WITHIN CAPACITY AND LOAD FACTOR RANGES

BOILER LOAD FACTORS

CAPACITY MBTU'S/HR	0.80-0.89	0.90-0.99	TOTAL <1.00	EQUAL 1.00	ABOVE 1.00	ROW TOTAL	CUMTOT <1.00	CUMTOT ALL
EQUAL 0	0	0	619	0	340	959	0	0
1- 10	26	35	936	0	240	1176	936	1176
11- 20	10	24	527	0	55	582	1463	1758
21- 30	13	18	340	0	32	372	1803	2130
31- 40	11	18	245	0	45	290	2048	2420
41- 50	19	10	209	0	38	247	2257	2667
51- 60	8	12	193	0	22	215	2450	2882
61- 70	2	6	146	0	15	161	2596	3043
71- 80	4	6	134	0	17	151	2730	3194
81- 90	4	9	113	0	12	125	2843	3319
91- 100	2	2	107	0	9	116	2950	3435
101- 200	50	22	521	0	50	571	3471	4006
201- 300	7	15	199	0	11	210	3670	4216
301- 400	1	6	89	0	6	95	3759	4311
401- 500	5	3	40	0	1	41	3799	4352
501- 600	0	1	35	0	0	35	3834	4387
601- 700	4	2	27	0	0	27	3861	4414
701- 800	0	0	22	0	0	22	3883	4436
801- 900	0	1	9	0	1	10	3892	4446
901- 1000	1	1	3	0	0	3	3895	4449
1001- 2000	1	3	26	0	3	29	3921	4478
2001- 3000	0	2	4	0	1	5	3925	4483
3001- 4000	0	0	0	0	1	1	3925	4484
4001- 5000	0	0	0	0	1	1	3925	4485
5001- 6000	0	0	0	0	0	0	3925	4485
6001- 7000	0	0	0	0	0	0	3925	4485
7001- 8000	0	0	0	0	0	0	3925	4485
8001- 9000	0	0	1	0	0	1	3926	4486
9001- 10000	0	0	0	0	1	1	3926	4487
10001-100000	0	0	0	0	0	0	3926	4487
COLUMN TOTALS	168	196	4545	0	901	5446		
CUMUL. TOTALS	3404	3600	3600	3600	4501			

BOILER POPULATION DATA - INDUSTRIAL BOILERS
PLANT CAPACITY BY PLANT LOAD FACTOR
ALL GAS-FIRED BOILERS

TABLE ENTRIES ARE NUMBER OF PLANTS
WITHIN CAPACITY AND LOAD FACTOR RANGES

CAPACITY MBTU'S/HR		PLANT LOAD FACTORS EQUAL 0.00	0.01- 0.09	0.10- 0.19	0.20- 0.29	0.30- 0.39	0.40- 0.49	0.50- 0.59	0.60- 0.69	0.70- 0.79
EQUAL	0	192	0	0	0	0	0	0	0	0
1-	10	38	60	101	75	39	45	34	10	19
11-	20	22	40	34	46	19	15	15	14	10
21-	30	11	17	29	23	15	8	17	2	4
31-	40	2	19	27	23	14	10	6	10	5
41-	50	7	7	14	17	8	9	7	6	6
51-	60	10	10	13	11	15	11	5	5	5
61-	70	1	13	13	8	14	4	2	3	1
71-	80	2	9	12	8	6	9	3	7	5
81-	90	4	8	8	3	5	4	7	0	0
91-	100	1	12	7	9	6	6	2	5	0
101-	200	11	35	32	43	50	19	22	20	13
201-	300	11	19	25	14	13	15	12	11	7
301-	400	2	6	15	13	9	7	4	5	5
401-	500	4	8	5	9	3	3	1	3	4
501-	600	1	4	2	5	3	3	3	3	2
601-	700	1	1	1	1	6	4	2	3	1
701-	800	1	3	1	4	0	0	2	0	3
801-	900	0	1	2	1	2	1	2	1	0
901-	1000	0	2	2	0	0	0	1	0	1
1001-	2000	4	9	5	6	4	2	4	0	3
2001-	3000	0	0	2	2	3	1	2	2	2
3001-	4000	0	0	0	0	1	0	1	1	0
4001-	5000	0	0	1	1	0	0	0	0	0
5001-	6000	0	0	0	0	1	0	0	0	0
6001-	7000	1	0	0	0	0	1	0	0	0
7001-	8000	0	0	0	0	0	0	0	0	0
8001-	9000	0	1	0	0	0	0	0	0	0
9001-	10000	0	0	0	1	0	0	0	0	0
10001-	20000	0	0	0	0	0	0	0	0	0
20001-	30000	0	0	0	0	0	0	0	0	0
30001-	40000	0	0	0	0	0	0	0	0	0
40001-	50000	0	0	0	0	0	0	0	0	0
50001-	100000	0	0	0	0	0	0	0	0	0
COLUMN TOTALS		326	284	351	323	236	177	154	111	96
CUMUL. TOTALS		0	284	635	958	1194	1371	1525	1636	1732

BOILER POPULATION DATA - INDUSTRIAL BOILERS
PLANT CAPACITY BY PLANT LOAD FACTOR
ALL GAS-FIRED BOILERS

TABLE ENTRIES ARE NUMBER OF PLANTS
WITHIN CAPACITY AND LOAD FACTOR RANGES

PLANT LOAD FACTORS

CAPACITY MBTU'S/HR	0.80-0.89	0.90-0.99	TOTAL <1.00	EQUAL 1.00	ABOVE 1.00	ROW TOTAL	CUMTOT <1.00	CUMTOT ALL
EQUAL 0	0	0	192	0	188	380	0	0
1- 10	15	16	452	0	120	572	452	572
11- 20	3	9	227	0	32	259	679	831
21- 30	3	4	133	0	18	151	812	982
31- 40	0	12	128	0	12	140	940	1122
41- 50	3	6	90	0	11	101	1030	1223
51- 60	4	4	93	0	8	101	1123	1324
61- 70	5	3	67	0	2	69	1190	1393
71- 80	1	2	64	0	11	75	1254	1468
81- 90	2	3	44	0	6	50	1298	1518
91- 100	3	1	52	0	5	57	1350	1575
101- 200	11	9	265	0	24	289	1615	1864
201- 300	7	6	140	0	7	147	1755	2011
301- 400	3	6	75	0	7	82	1830	2093
401- 500	2	4	46	0	5	51	1876	2144
501- 600	2	1	29	0	0	29	1905	2173
601- 700	2	2	24	0	0	24	1929	2197
701- 800	4	2	20	0	1	21	1949	2218
801- 900	0	1	11	0	2	13	1960	2231
901- 1000	0	2	8	0	0	8	1968	2239
1001- 2000	3	6	46	0	4	50	2014	2289
2001- 3000	1	2	17	0	1	18	2031	2307
3001- 4000	1	1	5	0	0	5	2036	2312
4001- 5000	0	0	2	0	1	3	2038	2315
5001- 6000	0	0	1	0	0	1	2039	2316
6001- 7000	0	0	2	0	0	2	2041	2318
7001- 8000	0	0	0	0	0	0	2041	2318
8001- 9000	0	0	1	0	0	1	2042	2319
9001- 10000	0	0	1	0	1	2	2043	2321
10001- 20000	0	0	0	0	0	0	2043	2321
20001- 30000	0	0	0	0	0	0	2043	2321
30001- 40000	0	0	0	0	0	0	2043	2321
40001- 50000	0	0	0	0	0	0	2043	2321
50001-100000	0	0	0	0	0	0	2043	2321
COLUMN TOTALS	75	102	2235	0	466	2701		
CUMUL. TOTALS	1807	1909	1909	1909	2375			

BOILER POPULATION DATA - INDUSTRIAL BOILERS
ALL GAS-FIRED BOILERS
BOILER AND PLANT NUMBER DISTRIBUTIONS

X--INDIVIDUAL BOILERS
*--INDIVIDUAL PLANTS

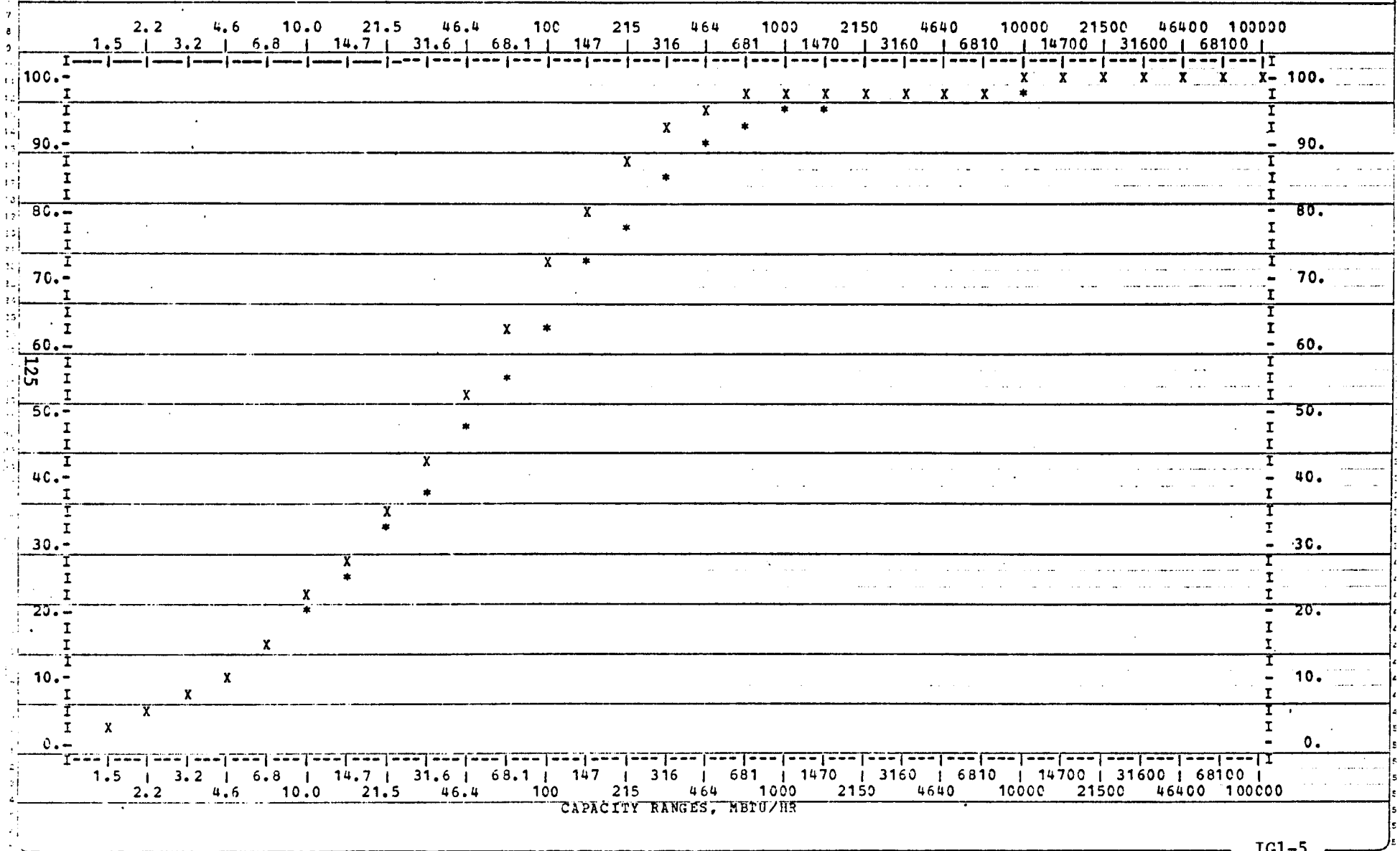

NUMBER OF BOILERS (ALL DATA) = 5446 NUMBER OF BOILERS (RELIABLE DATA) = 3600
NUMBER OF PLANTS (ALL DATA) = 2701 NUMBER OF PLANTS (RELIABLE DATA) = 1909

IG1-5

BOILER POPULATION DATA - INDUSTRIAL BOILERS
ALL GAS-FIRED BOILERS
LOAD FACTORS

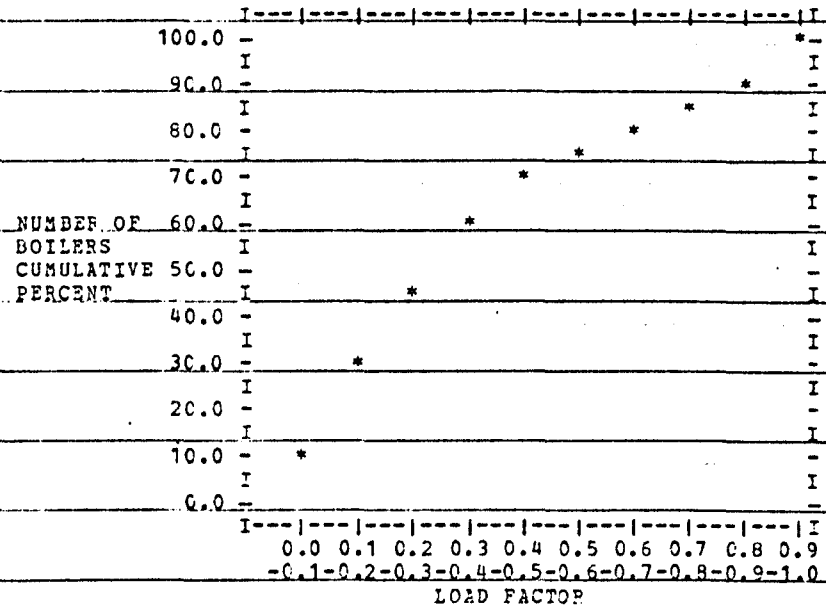

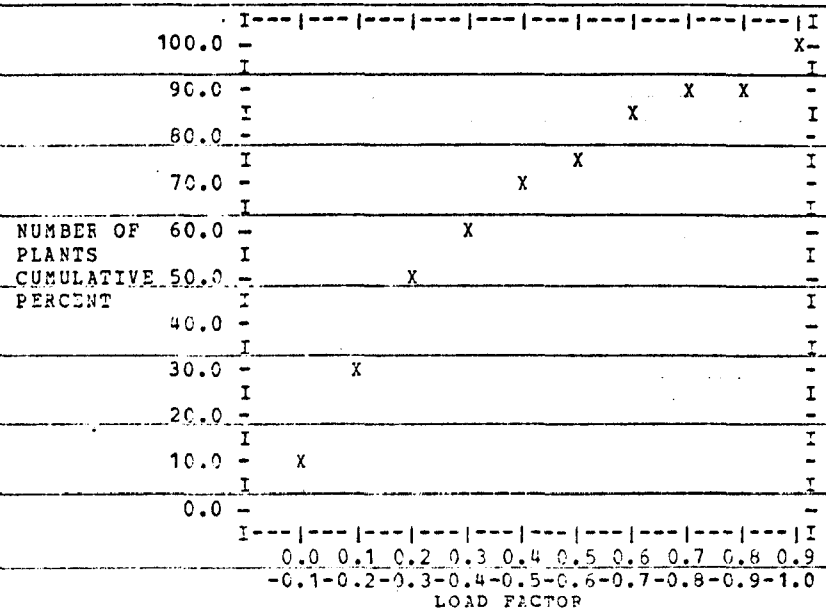

BOILER POPULATION DATA - INDUSTRIAL BOILERS
ALL GAS-FIRED BOILERS
LOAD FACTOR DENSITIES

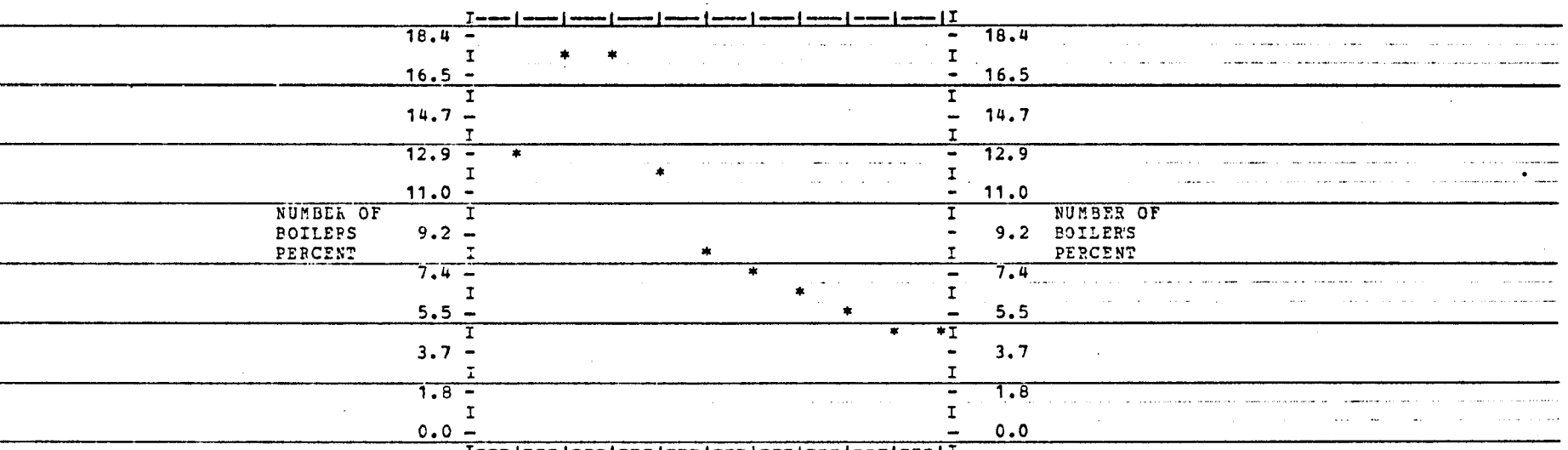



IG1-7

NUMBER OF BOILERS (ALL DATA) = 5446 NUMBER OF BOILERS (RELIABLE DATA) = 3600
NUMBER OF PLANTS (ALL DATA) = 2701 NUMBER OF PLANTS (RELIABLE DATA) = 1909

BOILER POPULATION DATA - INDUSTRIAL BOILERS
BOILER CAPACITY BY BOILER LOAD FACTOR AND CAPACITY
ALL GAS-FIRED BOILERS

TABLE ENTRIES ARE TOTAL CAPACITY
WITHIN CAPACITY AND LOAD FACTOR RANGES

BOILER LOAD FACTORS

CAPACITY MBTU'S/HR	EQUAL 0.00	0.01- 0.09	0.10- 0.19	0.20- 0.29	0.30- 0.39	0.40- 0.49	0.50- 0.59	0.60- 0.69	0.70- 0.79
EQUAL 0	0.	0.	0.	0.	0.	0.	0.	0.	0.
1- 10	585.	581.	810.	668.	430.	380.	342.	130.	209.
11- 20	600.	1032.	1327.	1659.	996.	603.	485.	491.	402.
21- 30	906.	932.	1338.	1402.	901.	919.	561.	388.	540.
31- 40	581.	1067.	1387.	1364.	1146.	881.	324.	500.	567.
41- 50	602.	1369.	1370.	735.	1391.	824.	696.	995.	422.
51- 60	624.	1423.	1614.	1478.	1382.	1075.	630.	784.	791.
61- 70	518.	1185.	2263.	2226.	931.	329.	263.	686.	713.
71- 80	376.	694.	1152.	1934.	919.	1000.	1195.	1406.	750.
81- 90	90.	1462.	1628.	1571.	1708.	253.	1140.	613.	175.
91- 100	975.	2139.	1558.	1864.	585.	1065.	582.	792.	500.
101- 200	4934.	9159.	7372.	10588.	9065.	6983.	6301.	6767.	4240.
201- 300	4398.	7531.	5345.	7599.	5193.	3694.	2717.	4448.	2670.
301- 400	0.	4695.	7623.	4874.	2582.	3688.	2583.	1630.	1136.
401- 500	922.	1786.	1307.	4144.	412.	1350.	3655.	953.	0.
501- 600	576.	4534.	600.	4163.	3984.	1060.	2388.	600.	1114.
601- 700	0.	1933.	5378.	1263.	3906.	614.	601.	0.	0.
701- 800	8941.	2238.	800.	727.	0.	0.	0.	1599.	2350.
801- 900	0.	2566.	809.	1770.	836.	840.	0.	0.	0.
901- 1000	0.	0.	930.	0.	0.	0.	0.	0.	0.
1001- 2000	0.	6431.	13279.	2800.	2926.	0.	4532.	0.	2886.
2001- 3000	0.	0.	2220.	0.	0.	0.	2140.	0.	0.
3001- 4000	0.	0.	0.	0.	0.	0.	0.	0.	0.
4001- 5000	0.	0.	0.	0.	0.	0.	0.	0.	0.
5001- 6000	0.	0.	0.	0.	0.	0.	0.	0.	0.
6001- 7000	0.	0.	0.	0.	0.	0.	0.	0.	0.
7001- 8000	0.	0.	0.	0.	0.	0.	0.	0.	0.
8001- 9000	0.	8100.	0.	0.	0.	0.	0.	0.	0.
9001- 10000	0.	0.	0.	0.	0.	0.	0.	0.	0.
10001-100000	0.	0.	0.	0.	0.	0.	0.	0.	0.
COLUMN TOTALS	25628.	60857.	60110.	52829.	39293.	25558.	31135.	22782.	19465.
CUMUL. TOTALS	0.	60857.	120967.	173796.	213089.	238647.	269782.	292564.	312029.

BOILER POPULATION DATA - INDUSTRIAL BOILERS
BOILER CAPACITY BY BOILER LOAD FACTOR AND CAPACITY
ALL GAS-FIRED BOILERS

TABLE ENTRIES ARE TOTAL CAPACITY
WITHIN CAPACITY AND LOAD FACTOR RANGES

BOILER LOAD FACTORS

CAPACITY MBTU'S/HR	0.80-0.89	0.90-0.99	TOTAL <1.00	EQUAL 1.00	ABOVE 1.00	ROW TOTAL	CUMTOT <1.00	CUMTOT ALL
EQUAL 0	0.	0.	0.	0.	0.	0.	0.	0.
1- 10	147.	211.	4493.	0.	986.	5479.	4493.	5479.
11- 20	152.	364.	8111.	0.	905.	9016.	12604.	14495.
21- 30	357.	442.	8686.	0.	813.	9499.	21290.	23994.
31- 40	416.	643.	8876.	0.	1636.	10512.	30166.	34506.
41- 50	916.	454.	9774.	0.	1725.	11499.	39940.	46005.
51- 60	465.	691.	10957.	0.	1237.	12194.	50897.	58199.
61- 70	131.	394.	9639.	0.	963.	10602.	60536.	68801.
71- 80	296.	460.	10182.	0.	1271.	11453.	70718.	80254.
81- 90	357.	776.	9773.	0.	1000.	10773.	80491.	91027.
91- 100	199.	196.	10455.	0.	886.	11341.	90946.	102368.
101- 200	7905.	3301.	76615.	0.	6773.	83388.	167561.	185756.
201- 300	2006.	3652.	49253.	0.	2515.	51768.	216814.	237524.
301- 400	369.	2131.	31311.	0.	2224.	33535.	248125.	271059.
401- 500	2320.	1339.	18188.	0.	480.	18668.	266313.	289727.
501- 600	0.	537.	19556.	0.	0.	19556.	285869.	309283.
601- 700	2730.	1340.	17765.	0.	0.	17765.	303634.	327048.
701- 800	0.	0.	16655.	0.	0.	16655.	320289.	343703.
801- 900	0.	863.	7684.	0.	875.	8559.	327973.	352262.
901- 1000	1000.	959.	2889.	0.	0.	2889.	330862.	355151.
1001- 2000	1191.	4843.	38868.	0.	3480.	42368.	369750.	397519.
2001- 3000	0.	5325.	9685.	0.	2090.	11775.	379435.	409294.
3001- 4000	0.	0.	0.	0.	3210.	3210.	379435.	412504.
4001- 5000	0.	0.	0.	0.	4540.	4540.	379435.	417044.
5001- 6000	0.	0.	0.	0.	0.	0.	379435.	417044.
6001- 7000	0.	0.	0.	0.	0.	0.	379435.	417044.
7001- 8000	0.	0.	0.	0.	0.	0.	379435.	417044.
8001- 9000	0.	0.	8100.	0.	0.	8100.	387535.	425144.
9001- 10000	0.	0.	0.	0.	9900.	9900.	387535.	435044.
10001-100000	0.	0.	0.	0.	0.	0.	387535.	435044.
COLUMN TOTALS	20957.	28921.	387535.	0.	47509.	435044.		
CUMUL. TOTALS	332986.	361907.	361907.	361907.	409416.			

BOILER POPULATION DATA — INDUSTRIAL BOILERS
PLANT CAPACITY BY PLANT LOAD FACTOR AND CAPACITY
ALL GAS-FIRED BOILERS

TABLE ENTRIES ARE TOTAL CAPACITY
WITHIN CAPACITY AND LOAD FACTOR RANGES

CAPACITY MBTU'S/HR		PLANT LOAD FACTORS EQUAL 0.00	0.01-0.09	0.10-0.19	0.20-0.29	0.30-0.39	0.40-0.49	0.50-0.59	0.60-0.69	0.70-0.79
EQUAL	0	0.	0.	0.	0.	0.	0.	0.	0.	0.
1-	10	151.	281.	439.	345.	193.	219.	181.	59.	82.
11-	20	340.	587.	536.	715.	268.	251.	228.	241.	162.
21-	30	278.	431.	737.	568.	370.	203.	426.	42.	111.
31-	40	67.	677.	972.	843.	475.	367.	209.	353.	191.
41-	50	326.	310.	667.	782.	372.	421.	316.	272.	284.
51-	60	539.	552.	739.	630.	824.	641.	291.	283.	287.
61-	70	64.	841.	849.	529.	928.	267.	129.	202.	70.
71-	80	152.	686.	913.	625.	465.	692.	224.	531.	373.
81-	90	358.	679.	685.	255.	435.	337.	606.	0.	0.
91-	100	94.	1174.	679.	863.	577.	574.	200.	492.	0.
101-	200	1746.	5160.	4405.	6206.	7390.	2724.	3357.	2974.	1806.
201-	300	2650.	4716.	6188.	3428.	3444.	3696.	3014.	2680.	1798.
301-	400	686.	2062.	5288.	4511.	3147.	2421.	1367.	1796.	1701.
401-	500	1756.	3507.	2170.	4196.	1318.	1306.	416.	1378.	1742.
501-	600	520.	2137.	1164.	2635.	1731.	1640.	1730.	1735.	1134.
601-	700	650.	673.	653.	636.	3908.	2594.	1289.	1959.	630.
701-	800	766.	2320.	741.	3037.	0.	0.	1523.	0.	2350.
801-	900	0.	824.	1710.	670.	1695.	848.	1639.	894.	0.
901-	1000	0.	1923.	1975.	0.	0.	0.	978.	0.	991.
1001-	2000	4902.	14236.	6598.	8530.	4927.	2804.	6338.	0.	3671.
2001-	3000	0.	0.	5628.	4984.	6931.	2725.	4420.	5150.	4618.
3001-	4000	0.	0.	0.	0.	3845.	0.	3976.	3200.	0.
4001-	5000	0.	0.	4470.	4537.	0.	0.	0.	0.	0.
5001-	6000	0.	0.	0.	0.	5241.	0.	0.	0.	0.
6001-	7000	6615.	0.	0.	0.	0.	6342.	0.	0.	0.
7001-	8000	0.	0.	0.	0.	0.	0.	0.	0.	0.
8001-	9000	0.	8100.	0.	0.	0.	0.	0.	0.	0.
9001-	10000	0.	0.	0.	10000.	0.	0.	0.	0.	0.
10001-	20000	0.	0.	0.	0.	0.	0.	0.	0.	0.
20001-	30000	0.	0.	0.	0.	0.	0.	0.	0.	0.
30001-	40000	0.	0.	0.	0.	0.	0.	0.	0.	0.
40001-	50000	0.	0.	0.	0.	0.	0.	0.	0.	0.
50001-	100000	0.	0.	0.	0.	0.	0.	0.	0.	0.
COLUMN TOTALS		22660.	51876.	48206.	59725.	48484.	31072.	32877.	24241.	22001.
CUMUL. TOTALS		0.	51876.	100082.	159807.	208291.	239363.	272240.	296481.	318482.

BOILER POPULATION DATA - INDUSTRIAL BOILERS
PLANT CAPACITY BY PLANT LOAD FACTOR AND CAPACITY
ALL GAS-FIRED BOILERS

TABLE ENTRIES ARE TOTAL CAPACITY
WITHIN CAPACITY AND LOAD FACTOR RANGES

PLANT LOAD FACTORS

CAPACITY MBTU'S/HR	0.80-0.89	0.90-0.99	TOTAL <1.00	EQUAL 1.00	ABOVE 1.00	ROW TOTAL	CUMTOT <1.00	CUMTOT ALL
EQUAL 0	0.	0.	0.	0.	0.	0.	0.	0.
1- 10	78.	82.	2110.	0.	478.	2588.	2110.	2588.
11- 20	52.	125.	3505.	0.	500.	4005.	5615.	6593.
21- 30	77.	94.	3337.	0.	448.	3785.	8952.	10378.
31- 40	0.	453.	4607.	0.	442.	5049.	13559.	15427.
41- 50	144.	267.	4161.	0.	489.	4650.	17720.	20077.
51- 60	224.	219.	5229.	0.	440.	5669.	22949.	25746.
61- 70	324.	190.	4393.	0.	124.	4517.	27342.	30263.
71- 80	71.	146.	4878.	0.	812.	5690.	32220.	35953.
81- 90	178.	254.	3787.	0.	512.	4299.	36007.	40252.
91- 100	286.	96.	5035.	0.	495.	5530.	41042.	45782.
101- 200	1481.	1384.	38633.	0.	3348.	41981.	79675.	87763.
201- 300	1914.	1443.	34971.	0.	1667.	36638.	114646.	124401.
301- 400	1070.	2122.	26191.	0.	2405.	28596.	140837.	152997.
401- 500	885.	1776.	20450.	0.	2390.	22840.	161287.	175837.
501- 600	1100.	537.	16063.	0.	0.	16063.	177350.	191900.
601- 700	1400.	1310.	15702.	0.	0.	15702.	193052.	207602.
701- 800	3031.	1482.	15250.	0.	718.	15968.	208302.	223570.
801- 900	0.	863.	9343.	0.	1755.	11098.	217645.	234668.
901- 1000	0.	1899.	7766.	0.	0.	7766.	225411.	242434.
1001- 2000	4409.	8688.	65103.	0.	5512.	70615.	290514.	313049.
2001- 3000	2420.	5325.	42201.	0.	2090.	44291.	332715.	357340.
3001- 4000	3680.	3258.	17959.	0.	0.	17959.	350674.	375299.
4001- 5000	0.	0.	9007.	0.	4540.	13547.	359681.	388846.
5001- 6000	0.	0.	5241.	0.	0.	5241.	364922.	394087.
6001- 7000	0.	0.	12957.	0.	0.	12957.	377879.	407044.
7001- 8000	0.	0.	0.	0.	0.	0.	377879.	407044.
8001- 9000	0.	0.	8100.	0.	0.	8100.	385979.	415144.
9001- 10000	0.	0.	10000.	0.	9900.	19900.	395979.	435044.
10001- 20000	0.	0.	0.	0.	0.	0.	395979.	435044.
20001- 30000	0.	0.	0.	0.	0.	0.	395979.	435044.
30001- 40000	0.	0.	0.	0.	0.	0.	395979.	435044.
40001- 50000	0.	0.	0.	0.	0.	0.	395979.	435044.
50001-100000	0.	0.	0.	0.	0.	0.	395979.	435044.
COLUMN TOTALS	22824.	32013.	395979.	0.	39065.	435044.		
CUMUL. TOTALS	341306.	373319.	373319.	373319.	412384.			

BOILER POPULATION DATA - INDUSTRIAL BOILERS
ALL GAS-FIRED BOILERS
BOILER AND PLANT SIZE DISTRIBUTIONS

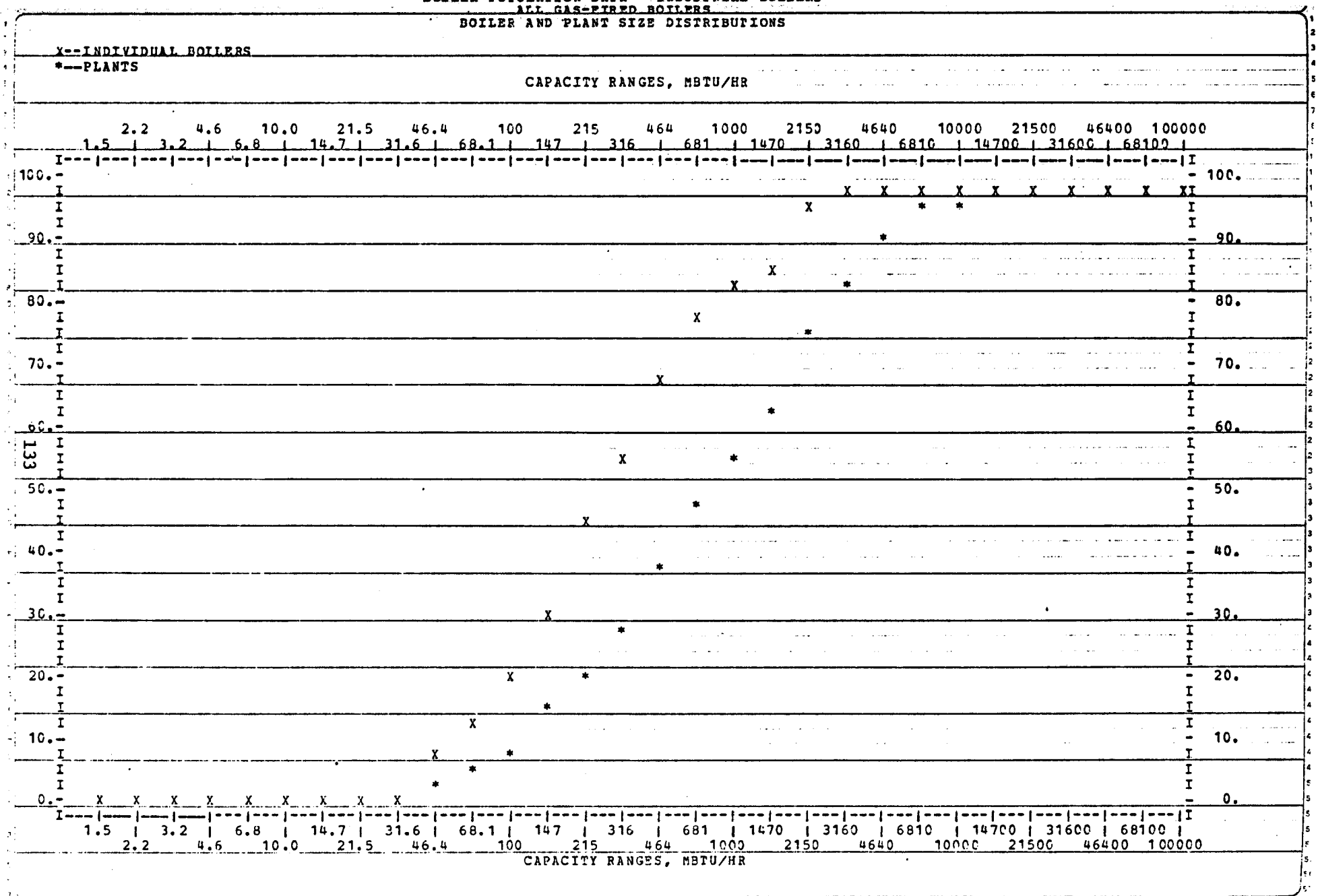

BOILER CATACITIES (ALL DATA) = 435044. BOILER CAPACITIES (RELIABLE DATA) = 361907.
PLANT CAPACITIES (ALL DATA) = 435044. PLANT CAPACITIES (RELIABLE DATA) = 373319.

BOILER POPULATION DATA - INDUSTRIAL BOILERS
ALL GAS-FIRED BOILERS
LOAD FACTORS

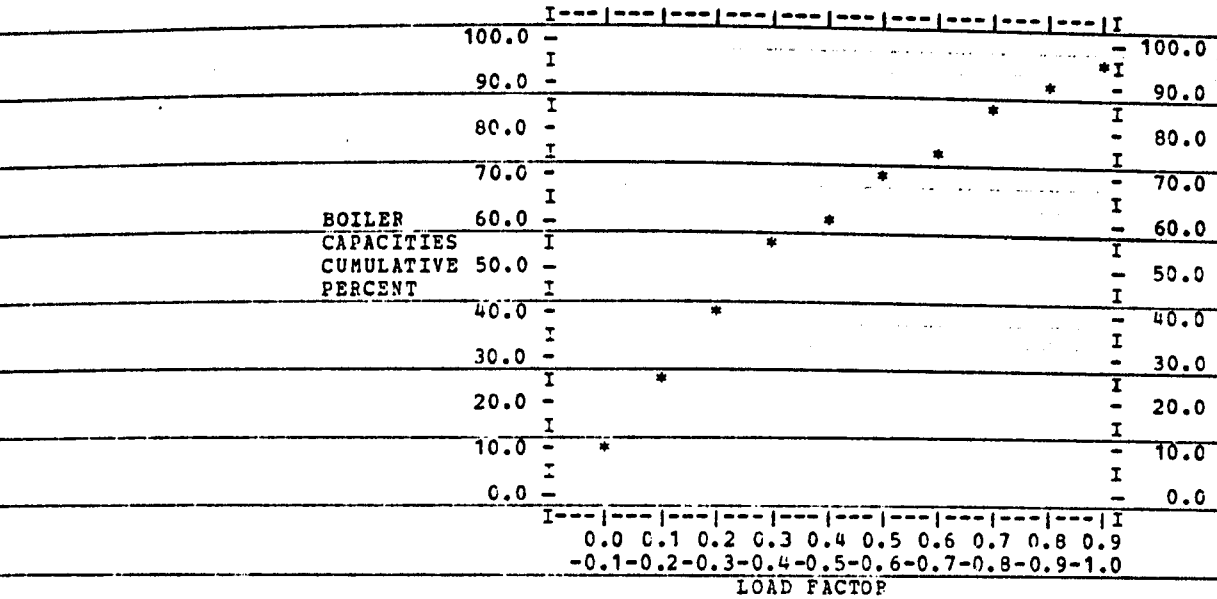

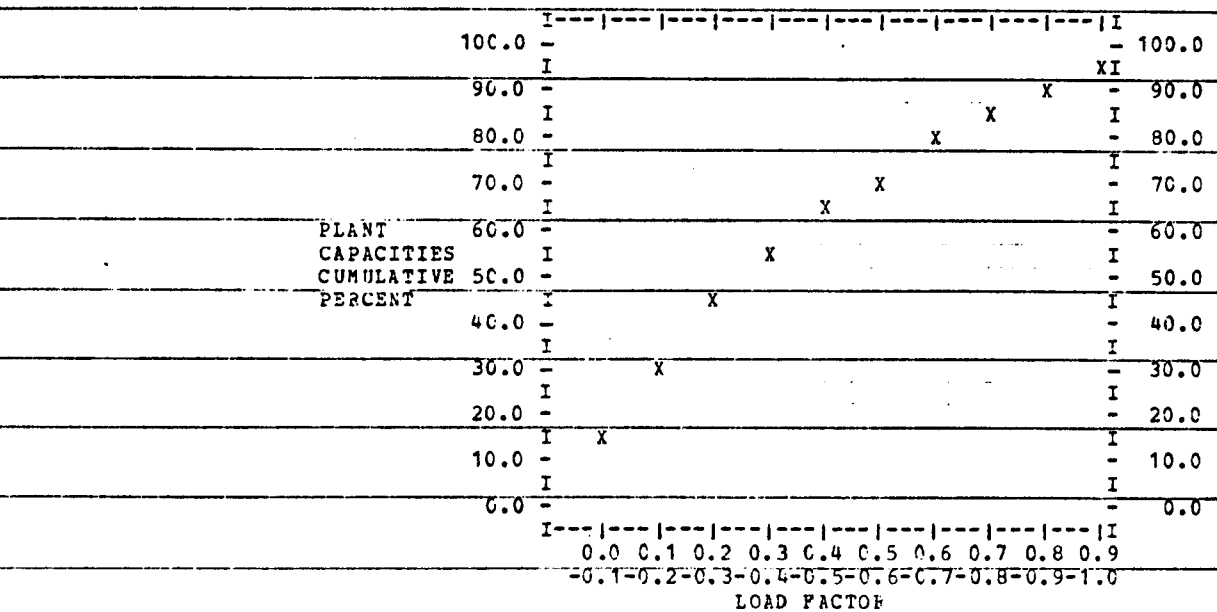

BOILER CATACITIES (ALL DATA) = 435044. BOILER CAPACITIES (RELIABLE DATA) = 361907.
PLANT CAPACITIES (ALL DATA) = 435044. PLANT CAPACITIES (RELIABLE DATA) = 373319.

IG2-6

BOILER POPULATION DATA - INDUSTRIAL BOILERS
ALL GAS-FIRED BOILERS
LOAD FACTOR DENSITIES

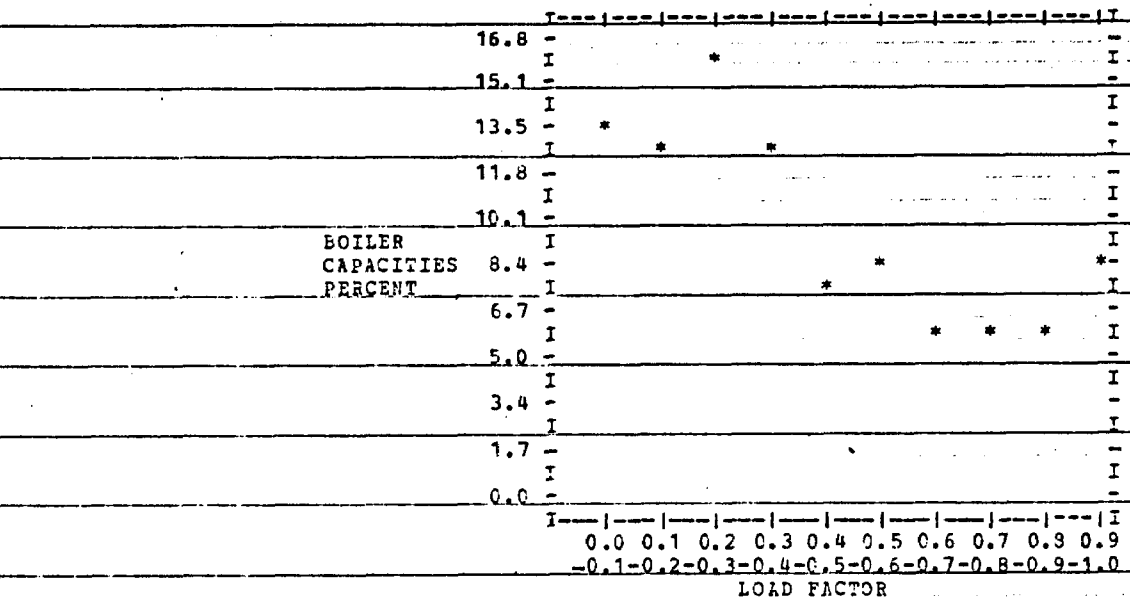

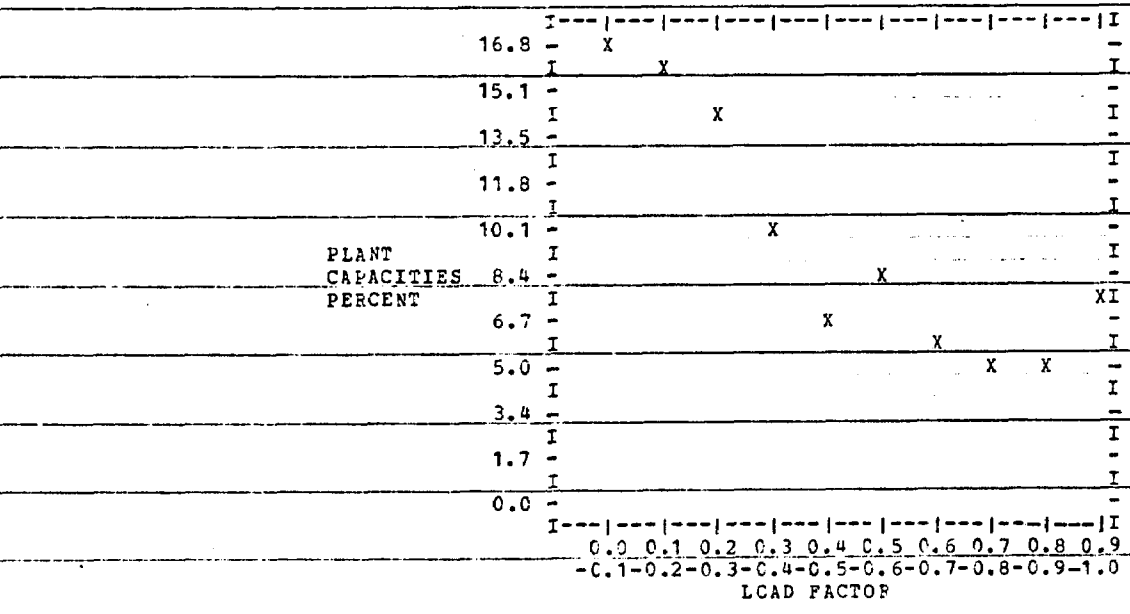

IG2-7

BOILER CATACITIES (ALL DATA) = 435044. BOILER CAPACITIES (RELIABLE DATA) = 361907.
PLANT CAPACITIES (ALL DATA) = 435044. PLANT CAPACITIES (RELIABLE DATA) = 373319.

ALL GAS-FIRED BOILERS

TABLE ENTRIES ARE NUMBER OF BOILERS
WITHIN CAPACITY AND FUEL SULFUR CONTENT RANGES

BOILER FUEL SULFUR CONTENT (WEIGHT PERCENT, EQUIVALENT BTU BASIS)

CAPACITY MBTU'S/HR	EQUAL 0.	>0. -.2	>.2 -.3	>.3 -.4	>.4 -.6	>.6 -.8	>.8 -1.0	>1.0 -1.2	>1.2 -1.5
EQUAL 0	940	13	0	0	1	0	5	0	0
1- 10	1082	89	1	0	1	0	1	0	0
11- 20	507	64	0	2	1	0	4	2	0
21- 30	339	24	2	1	0	0	4	0	1
31- 40	243	30	1	0	7	0	3	1	4
41- 50	206	28	0	0	6	1	1	0	2
51- 60	169	33	5	0	2	0	3	0	2
61- 70	118	30	0	0	1	2	0	0	3
71- 80	124	11	9	0	1	1	2	2	0
81- 90	104	10	0	0	1	0	9	0	0
91- 100	84	21	0	0	3	0	0	1	7
101- 200	465	53	6	0	6	2	8	9	9
201- 300	170	24	1	0	3	5	1	3	1
301- 400	77	10	1	0	3	0	1	0	2
401- 500	25	13	0	0	0	1	0	0	1
501- 600	32	0	0	0	0	0	1	0	0
601- 700	18	2	1	0	0	0	2	0	0
701- 800	18	3	0	0	0	0	0	0	1
801- 900	9	1	0	0	0	0	0	0	0
901- 1000	2	0	0	0	1	0	0	0	0
1001- 2000	24	0	0	0	0	0	0	0	2
2001- 3000	4	0	0	0	1	0	0	0	0
3001- 4000	1	0	0	0	0	0	0	0	0
4001- 5000	1	0	0	0	0	0	0	0	0
5001- 6000	0	0	0	0	0	0	0	0	0
6001- 7000	0	0	0	0	0	0	0	0	0
7001- 8000	0	0	0	0	0	0	0	0	0
8001- 9000	1	0	0	0	0	0	0	0	0
9001- 10000	1	0	0	0	0	0	0	0	0
10001-100000	0	0	0	0	0	0	0	0	0
COLUMN TOTALS	4764	459	27	3	38	12	45	18	35
CUMUL. TOTALS	4764	5223	5250	5253	5291	5303	5348	5366	5401

BOILER POPULATION DATA - INDUSTRIAL BOILERS
BOILER CAPACITY BY BOILER FUEL SULFUR CONTENT
ALL GAS-FIRED BOILERS

TABLE ENTRIES ARE NUMBER OF BOILERS
WITHIN CAPACITY AND FUEL SULFUR CONTENT RANGES

BOILER FUEL SULFUR CONTENT (WEIGHT PERCENT, EQUIVALENT BTU BASIS)

CAPACITY MBTU'S/HR	>1.5 -2.0	>2.0 -2.5	>2.5 -3.0	>3.0 -3.5	>3.5 -4.0	>4.0 -5.0	>5.0	ROW TOTAL	CUMTOT ALL
EQUAL 0	0	0	0	0	0	0	0	959	959
1- 10	0	1	0	1	0	0	0	1176	2135
11- 20	1	0	0	1	0	0	0	582	2717
21- 30	0	0	0	1	0	0	0	372	3089
31- 40	0	0	0	0	0	1	0	290	3379
41- 50	0	0	3	0	0	0	0	247	3626
51- 60	0	0	1	0	0	0	0	215	3841
61- 70	1	6	0	0	0	0	0	161	4002
71- 80	0	0	0	0	0	1	0	151	4153
81- 90	1	0	0	0	0	0	0	125	4278
91- 100	0	0	0	0	0	0	0	116	4394
101- 200	7	3	0	0	0	2	1	571	4965
201- 300	1	0	0	0	1	0	0	210	5175
301- 400	0	1	0	0	0	0	0	95	5270
401- 500	1	0	0	0	0	0	0	41	5311
501- 600	1	0	0	0	1	0	0	35	5346
601- 700	4	0	0	0	0	0	0	27	5373
701- 800	0	0	0	0	0	0	0	22	5395
801- 900	0	0	0	0	0	0	0	10	5405
901- 1000	0	0	0	0	0	0	0	3	5408
1001- 2000	2	1	0	0	0	0	0	29	5437
2001- 3000	0	0	0	0	0	0	0	5	5442
3001- 4000	0	0	0	0	0	0	0	1	5443
4001- 5000	0	0	0	0	0	0	0	1	5444
5001- 6000	0	0	0	0	0	0	0	0	5444
6001- 7000	0	0	0	0	0	0	0	0	5444
7001- 8000	0	0	0	0	0	0	0	0	5444
8001- 9000	0	0	0	0	0	0	0	1	5445
9001- 10000	0	0	0	0	0	0	0	1	5446
10001-100000	0	0	0	0	0	0	0	0	5446
COLUMN TOTALS	19	12	4	3	2	4	1	5446	
CUMUL. TOTALS	5420	5432	5436	5439	5441	5445	5446		

TABLE ENTRIES ARE NUMBER OF PLANTS
WITHIN CAPACITY AND FUEL SULFUR CONTENT RANGES

PLANT FUEL SULFUR CONTENT (WEIGHT PERCENT, EQUIVALENT BTU BASIS)

CAPACITY MBTU'S/HR	EQUAL 0.	>0. -.2	>.2 -.3	>.3 -.4	>.4 -.6	>.6 -.8	>.8 -1.0	>1.0 -1.2	>1.2 -1.5
EQUAL 0	371	7	0	0	0	0	2	0	0
1- 10	519	49	1	0	1	0	1	0	0
11- 20	235	22	0	1	0	0	0	0	0
21- 30	143	7	0	0	0	0	1	0	0
31- 40	127	12	0	0	1	0	0	0	0
41- 50	95	6	0	0	0	0	0	0	0
51- 60	91	8	0	0	0	0	0	0	0
61- 70	63	5	0	0	0	0	0	0	0
71- 80	67	5	1	0	0	0	1	0	1
81- 90	42	5	0	0	1	0	1	0	0
91- 100	47	8	1	0	1	0	0	0	0
101- 200	243	37	0	0	3	1	2	0	2
201- 300	134	10	0	0	0	1	0	1	0
301- 400	69	7	1	0	1	1	0	0	1
401- 500	40	9	0	0	0	0	0	0	1
501- 600	25	3	0	0	0	0	0	1	0
601- 700	18	4	1	0	0	0	0	1	0
701- 800	16	1	0	0	1	0	1	0	1
801- 900	9	3	0	0	0	0	1	0	0
901- 1000	7	1	0	0	0	0	0	0	0
1001- 2000	40	4	1	0	1	0	0	1	0
2001- 3000	9	3	0	1	2	1	1	0	0
3001- 4000	4	0	1	0	0	0	0	0	0
4001- 5000	2	0	1	0	0	0	0	0	0
5001- 6000	0	0	0	0	0	0	0	0	1
6001- 7000	1	1	0	0	0	0	0	0	0
7001- 8000	0	0	0	0	0	0	0	0	0
8001- 9000	1	0	0	0	0	0	0	0	0
9001- 10000	2	0	0	0	0	0	0	0	0
10001- 20000	0	0	0	0	0	0	0	0	0
20001- 30000	0	0	0	0	0	0	0	0	0
30001- 40000	0	0	0	0	0	0	0	0	0
40001- 50000	0	0	0	0	0	0	0	0	0
50001-100000	0	0	0	0	0	0	0	0	0
COLUMN TOTALS	2420	217	8	2	12	4	11	4	7
CUMUL. TOTALS	2420	2637	2645	2647	2659	2663	2674	2678	2685

BOILER POPULATION DATA - INDUSTRIAL BOILERS
PLANT CAPACITY BY PLANT FUEL SULFUR CONTENT
ALL GAS-FIRED BOILERS

TABLE ENTRIES ARE NUMBER OF PLANTS
WITHIN CAPACITY AND FUEL SULFUR CONTENT RANGES

PLANT FUEL SULFUR CONTENT (WEIGHT PERCENT, EQUIVALENT BTU BASIS)

CAPACITY MBTU'S/HR	>1.5 -2.0	>2.0 -2.5	>2.5 -3.0	>3.0 -3.5	>3.5 -4.0	>4.0 -5.0	>5.0	ROW TOTAL	CUMTOT ALL
EQUAL 0	0	0	0	0	0	0	0	380	380
1- 10	0	1	0	0	0	0	0	572	952
11- 20	1	0	0	0	0	0	0	259	1211
21- 30	0	0	0	0	0	0	0	151	1362
31- 40	0	0	0	0	0	0	0	140	1502
41- 50	0	0	0	0	0	0	0	101	1603
51- 60	0	0	1	1	0	0	0	101	1704
61- 70	0	1	0	0	0	0	0	69	1773
71- 80	0	0	0	0	0	0	0	75	1848
81- 90	1	0	0	0	0	0	0	50	1898
91- 100	0	0	0	0	0	0	0	57	1955
101- 200	0	0	1	0	0	0	0	289	2244
201- 300	1	0	0	0	0	0	0	147	2391
301- 400	0	1	0	0	0	1	0	82	2473
401- 500	0	1	0	0	0	0	0	51	2524
501- 600	0	0	0	0	0	0	0	29	2553
601- 700	0	0	0	0	0	0	0	24	2577
701- 800	0	1	0	0	0	0	0	21	2598
801- 900	0	0	0	0	0	0	0	13	2611
901- 1000	0	0	0	0	0	0	0	8	2619
1001- 2000	1	1	1	0	0	0	0	50	2669
2001- 3000	1	0	0	0	0	0	0	18	2687
3001- 4000	0	0	0	0	0	0	0	5	2692
4001- 5000	0	0	0	0	0	0	0	3	2695
5001- 6000	0	0	0	0	0	0	0	1	2696
6001- 7000	0	0	0	0	0	0	0	2	2698
7001- 8000	0	0	0	0	0	0	0	0	2698
8001- 9000	0	0	0	0	0	0	0	1	2699
9001- 10000	0	0	0	0	0	0	0	2	2701
10001- 20000	0	0	0	0.	0	0	0	0	2701
20001- 30000	0	0	0	0	0	0	0	0	2701
30001- 40000	0	0	0	0	0	0	0	0	2701
40001- 50000	0	0	0	0	0	0	0	0	2701
50001-100000	0	0	0	0	0	0	0	0	2701
COLUMN TOTALS	5	6	3	1	0	1	0	2701	
CUMUL. TOTALS	2690	2696	2699	2700	2700	2701	2701		

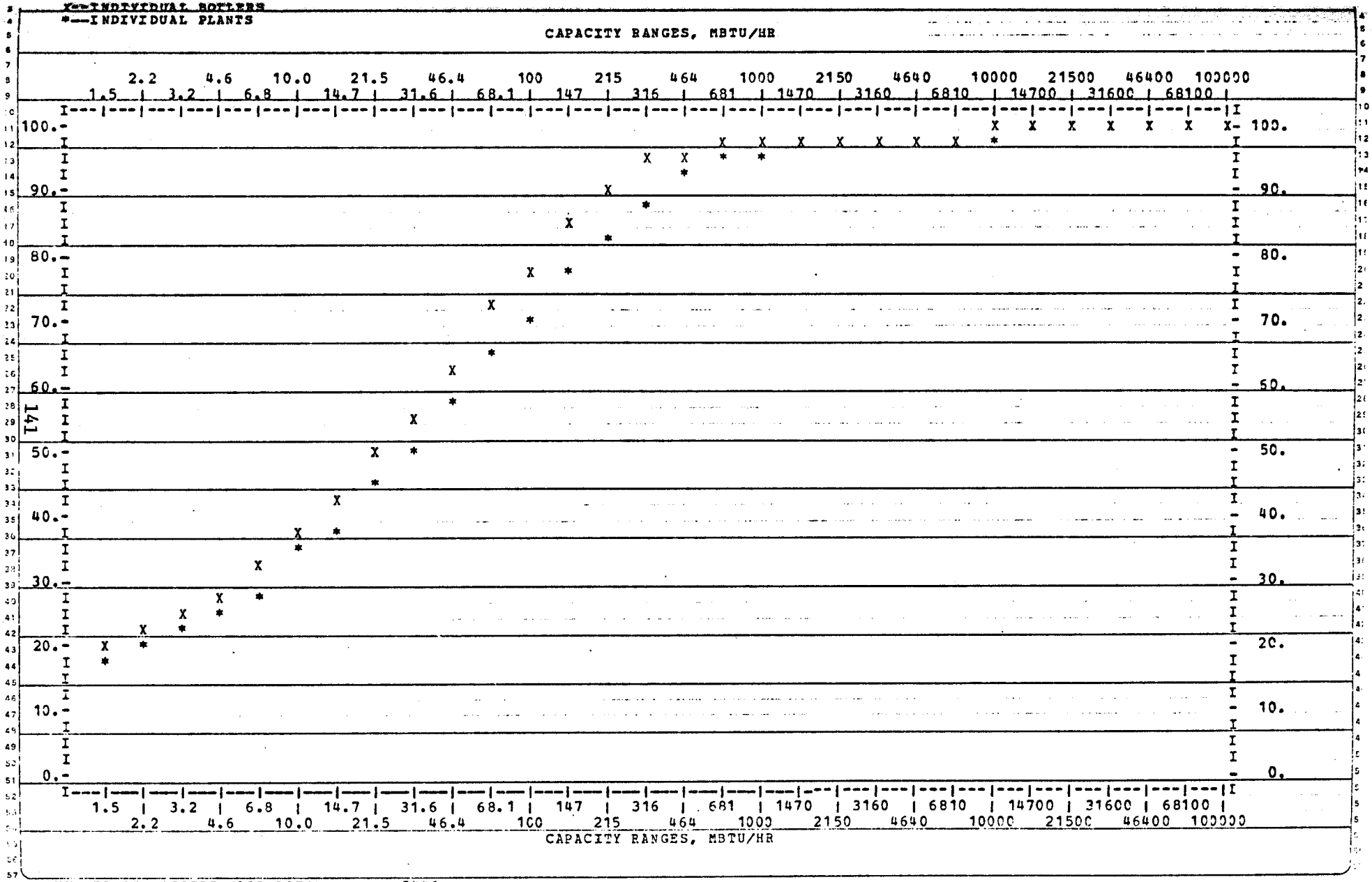

NUMBER OF BOILERS (ALL DATA) = 5446
NUMBER OF PLANTS (ALL DATA) = 2701

BOILER POPULATION DATA - INDUSTRIAL BOILERS
ALL GAS-FIRED BOILERS
FUEL SULFUR CONTENTS

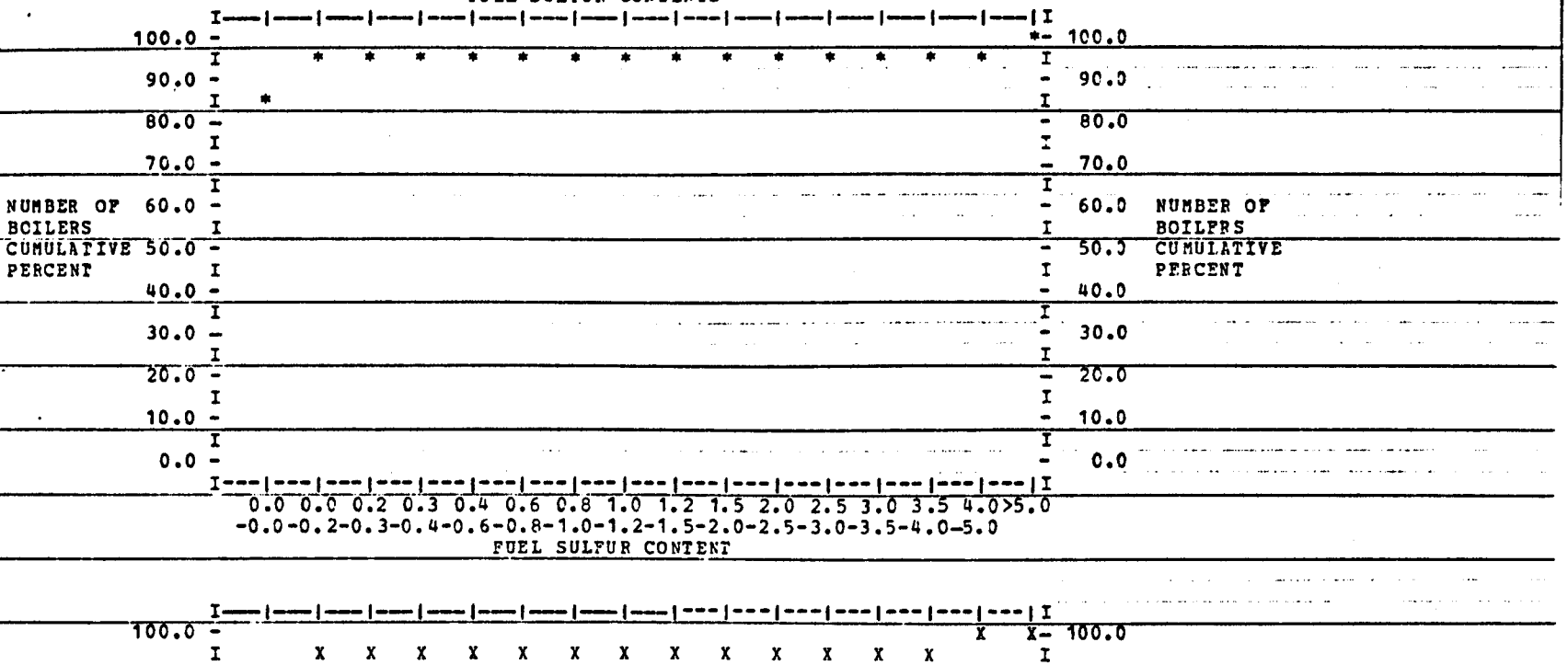

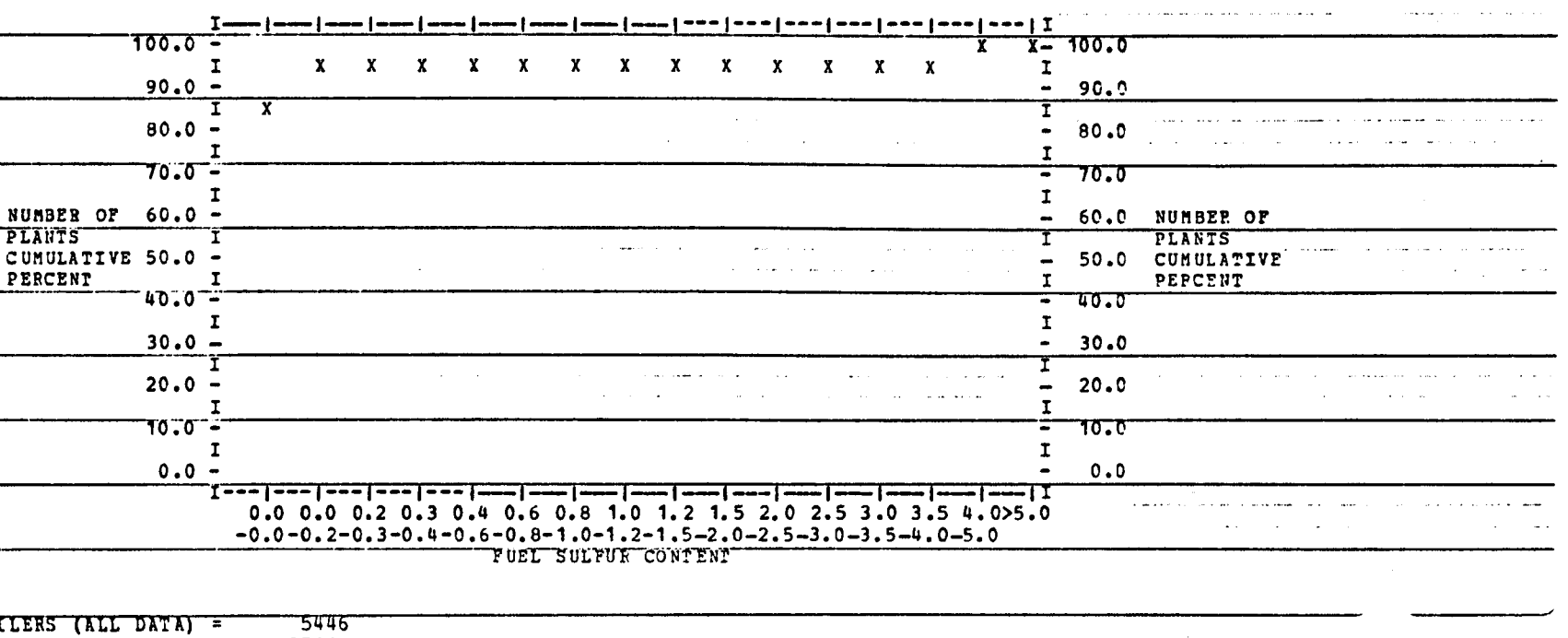

NUMBER OF BOILERS (ALL DATA) = 5446
NUMBER OF PLANTS (ALL DATA) = 2701



NUMBER OF BOILERS (ALL DATA) = 5446
NUMBER OF PLANTS (ALL DATA) = 2701

TABLE ENTRIES ARE TOTAL CAPACITY
WITHIN CAPACITY AND FUEL SULFUR CONTENT RANGES

CAPACITY MBTU'S/HR		BOILER FUEL SULFUR CONTENT (WEIGHT PERCENT, EQUIVALENT BTU BASIS) EQUAL 0.	>0. -.2	>.2 -.3	>.3 -.4	>.4 -.6	>.6 -.8	>.8 -1.0	>1.0 -1.2	>1.2 -1.5
EQUAL	0	0.	0.	0.	0.	0.	0.	0.	0.	0.
1-	10	5027.	429.	1.	0.	5.	0.	1.	0.	0.
11-	20	7884.	945.	0.	33.	19.	0.	76.	32.	0.
21-	30	8671.	593.	60.	26.	0.	0.	100.	0.	21.
31-	40	8805.	1093.	40.	0.	258.	0.	117.	32.	132.
41-	50	9618.	1298.	0.	0.	263.	42.	50.	0.	90.
51-	60	9578.	1909.	265.	0.	112.	0.	173.	0.	106.
61-	70	7711.	2019.	0.	0.	67.	126.	0.	0.	206.
71-	80	9417.	852.	661.	0.	77.	76.	153.	142.	0.
81-	90	8938.	877.	0.	0.	83.	0.	787.	0.	0.
91-	100	8208.	2041.	0.	0.	300.	0.	0.	92.	700.
101-	200	67495.	8239.	815.	0.	978.	302.	1094.	1384.	1139.
201-	300	42113.	5766.	300.	0.	690.	1221.	235.	733.	254.
301-	400	27233.	3434.	365.	0.	1170.	0.	375.	0.	640.
401-	500	11407.	5883.	0.	0.	0.	453.	0.	0.	475.
501-	600	17846.	0.	0.	0.	0.	0.	600.	0.	0.
601-	700	11953.	1263.	601.	0.	0.	0.	1260.	0.	0.
701-	800	13640.	2215.	0.	0.	0.	0.	0.	0.	800.
801-	900	7750.	809.	0.	0.	0.	0.	0.	0.	0.
901-	1000	1959.	0.	0.	0.	930.	0.	0.	0.	0.
1001-	2000	34771.	0.	0.	0.	0.	0.	0.	0.	3740.
2001-	3000	9685.	0.	0.	0.	2090.	0.	0.	0.	0.
3001-	4000	3210.	0.	0.	0.	0.	0.	0.	0.	0.
4001-	5000	4540.	0.	0.	0.	0.	0.	0.	0.	0.
5001-	6000	0.	0.	0.	0.	0.	0.	0.	0.	0.
6001-	7000	0.	0.	0.	0.	0.	0.	0.	0.	0.
7001-	8000	0.	0.	0.	0.	0.	0.	0.	0.	0.
8001-	9000	8100.	0.	0.	0.	0.	0.	0.	0.	0.
9001-	10000	9900.	0.	0.	0.	0.	0.	0.	0.	0.
10001-	100000	0.	0.	0.	0.	0.	0.	0.	0.	0.
COLUMN TOTALS		355459.	39665.	3108.	59.	7042.	2220.	5021.	2415.	8303.
CUMUL. TOTALS		355459.	395124.	398232.	398291.	405333.	407553.	412574.	414989.	423292.

BOILER POPULATION DATA - INDUSTRIAL BOILERS
BOILER CAPACITY BY BOILER FUEL SULFUR CONTENT AND CAPACITY
ALL GAS-FIRED BOILERS

TABLE ENTRIES ARE TOTAL CAPACITY
WITHIN CAPACITY AND FUEL SULFUR CONTENT RANGES

BOILER FUEL SULFUR CONTENT (WEIGHT PERCENT, EQUIVALENT BTU BASIS)

CAPACITY MBTU'S/HR	>1.5 -2.0	>2.0 -2.5	>2.5 -3.0	>3.0 -3.5	>3.5 -4.0	>4.0 -5.0	>5.0	ROW TOTAL	CUMTOT ALL
EQUAL 0	0.	0.	0.	0.	0.	0.	0.	0.	0.
1- 10	0.	7.	0.	9.	0.	0.	0.	5479.	5479.
11- 20	11.	0.	0.	16.	0.	0.	0.	9016.	14495.
21- 30	0.	0.	0.	28.	0.	0.	0.	9499.	23994.
31- 40	0.	0.	0.	0.	0.	35.	0.	10512.	34506.
41- 50	0.	0.	138.	0.	0.	0.	0.	11499.	46005.
51- 60	0.	0.	51.	0.	0.	0.	0.	12194.	58199.
61- 70	68.	405.	0.	0.	0.	0.	0.	10602.	68801.
71- 80	0.	0.	0.	0.	0.	75.	0.	11453.	80254.
81- 90	88.	0.	0.	0.	0.	0.	0.	10773.	91027.
91- 100	0.	0.	0.	0.	0.	0.	0.	11341.	102368.
101- 200	1027.	443.	0.	0.	0.	300.	172.	83388.	185756.
201- 300	225.	0.	0.	0.	231.	0.	0.	51768.	237524.
301- 400	0.	318.	0.	0.	0.	0.	0.	33535.	271059.
401- 500	450.	0.	0.	0.	0.	0.	0.	18668.	289727.
501- 600	600.	0.	0.	0.	510.	0.	0.	19556.	309283.
601- 700	2688.	0.	0.	0.	0.	0.	0.	17765.	327048.
701- 800	0.	0.	0.	0.	0.	0.	0.	16655.	343703.
801- 900	0.	0.	0.	0.	0.	0.	0.	8559.	352262.
901- 1000	0.	0.	0.	0.	0.	0.	0.	2889.	355151.
1001- 2000	2380.	1477.	0.	0.	0.	0.	0.	42368.	397519.
2001- 3000	0.	0.	0.	0.	0.	0.	0.	11775.	409294.
3001- 4000	0.	0.	0.	0.	0.	0.	0.	3210.	412504.
4001- 5000	0.	0.	0.	0.	0.	0.	0.	4540.	417044.
5001- 6000	0.	0.	0.	0.	0.	0.	0.	0.	417044.
6001- 7000	0.	0.	0.	0.	0.	0.	0.	0.	417044.
7001- 8000	0.	0.	0.	0.	0.	0.	0.	0.	417044.
8001- 9000	0.	0.	0.	0.	0.	0.	0.	8100.	425144.
9001- 10000	0.	0.	0.	0.	0.	0.	0.	9900.	435044.
10001-100000	0.	0.	0.	0.	0.	0.	0.	0.	435044.
COLUMN TOTALS	7537.	2650.	189.	53.	741.	410.	172.	435044.	
CUMUL. TOTALS	430829.	433479.	433668.	433721.	434462.	434872.	435044.		

TABLE ENTRIES ARE TOTAL CAPACITY
WITHIN CAPACITY AND FUEL SULFUR CONTENT RANGES

PLANT FUEL SULFUR CONTENT (WEIGHT PERCENT, EQUIVALENT BTU BASIS)

CAPACITY MBTU'S/HR	EQUAL 0.	>0. -.2	>.2 -.3	>.3 -.4	>.4 -.6	>.6 -.8	>.8 -1.0	>1.0 -1.2	>1.2 -1.5
EQUAL 0	0.	0.	0.	0.	0.	0.	0.	0.	0.
1- 10	2348.	226.	1.	0.	5.	0.	1.	0.	0.
11- 20	3657.	319.	0.	18.	0.	0.	0.	0.	0.
21- 30	3591.	169.	0.	0.	0.	0.	25.	0.	0.
31- 40	4583.	435.	0.	0.	31.	0.	0.	0.	0.
41- 50	4367.	283.	0.	0.	0.	0.	0.	0.	0.
51- 60	5110.	455.	0.	0.	0.	0.	0.	0.	0.
61- 70	4115.	332.	0.	0.	0.	0.	0.	0.	0.
71- 80	5081.	381.	75.	0.	0.	0.	77.	0.	76.
81- 90	3621.	421.	0.	0.	83.	0.	86.	0.	0.
91- 100	4575.	762.	100.	0.	93.	0.	0.	0.	0.
101- 200	35298.	5336.	0.	0.	404.	160.	375.	0.	270.
201- 300	33450.	2404.	0.	0.	0.	256.	0.	250.	0.
301- 400	24018.	2459.	365.	0.	315.	360.	0.	0.	386.
401- 500	17884.	4079.	0.	0.	0.	0.	0.	0.	475.
501- 600	13932.	1531.	0.	0.	0.	0.	0.	600.	0.
601- 700	11812.	2653.	601.	0.	0.	0.	0.	636.	0.
701- 800	12201.	750.	0.	0.	725.	0.	787.	0.	732.
801- 900	7661.	2578.	0.	0.	0.	0.	859.	0.	0.
901- 1000	6778.	988.	0.	0.	0.	0.	0.	0.	0.
1001- 2000	55867.	5853.	1657.	0.	1952.	0.	0.	1591.	0.
2001- 3000	21060.	7359.	0.	2770.	5030.	2986.	2398.	0.	0.
3001- 4000	13983.	0.	3976.	0.	0.	0.	0.	0.	0.
4001- 5000	9077.	0.	4470.	0.	0.	0.	0.	0.	0.
5001- 6000	0.	0.	0.	0.	0.	0.	0.	0.	5241.
6001- 7000	6615.	6342.	0.	0.	0.	0.	0.	0.	0.
7001- 8000	0.	0.	0.	0.	0.	0.	0.	0.	0.
8001- 9000	8100.	0.	0.	0.	0.	0.	0.	0.	0.
9001- 10000	19900.	0.	0.	0.	0.	0.	0.	0.	0.
10001- 20000	0.	0.	0.	0.	0.	0.	0.	0.	0.
20001- 30000	0.	0.	0.	0.	0.	0.	0.	0.	0.
30001- 40000	0.	0.	0.	0.	0.	0.	0.	0.	0.
40001- 50000	0.	0.	0.	0.	0.	0.	0.	0.	0.
50001-100000	0.	0.	0.	0.	0.	0.	0.	0.	0.
COLUMN TOTALS	338684.	46115.	11245.	2788.	8638.	3762.	4608.	3077.	7180.
CUMUL. TOTALS	338684.	384799.	396044.	398832.	407470.	411232.	415840.	418917.	426097.

BOILER POPULATION DATA - INDUSTRIAL BOILERS
PLANT CAPACITY BY PLANT FUEL SULFUR CONTENT AND CAPACITY
ALL GAS-FIRED BOILERS

TABLE ENTRIES ARE TOTAL CAPACITY
WITHIN CAPACITY AND FUEL SULFUR CONTENT RANGES

PLANT FUEL SULFUR CONTENT (WEIGHT PERCENT, EQUIVALENT BTU BASIS)

CAPACITY MBTU'S/HR	>1.5 -2.0	>2.0 -2.5	>2.5 -3.0	>3.0 -3.5	>3.5 -4.0	>4.0 -5.0	>5.0	ROW TOTAL	CUMTOT ALL
EQUAL 0	0.	0.	0.	0.	0.	0.	0.	0.	0.
1- 10	0.	7.	0.	0.	0.	0.	0.	2588.	2588.
11- 20	11.	0.	0.	0.	0.	0.	0.	4005.	6593.
21- 30	0.	0.	0.	0.	0.	0.	0.	3785.	10378.
31- 40	0.	0.	0.	0.	0.	0.	0.	5049.	15427.
41- 50	0.	0.	0.	0.	0.	0.	0.	4650.	20077.
51- 60	0.	0.	51.	53.	0.	0.	0.	5669.	25746.
61- 70	0.	70.	0.	0.	0.	0.	0.	4517.	30263.
71- 80	0.	0.	0.	0.	0.	0.	0.	5690.	35953.
81- 90	88.	0.	0.	0.	0.	0.	0.	4299.	40252.
91- 100	0.	0.	0.	0.	0.	0.	0.	5530.	45782.
101- 200	0.	0.	138.	0.	0.	0.	0.	41981.	87763.
201- 300	278.	0.	0.	0.	0.	0.	0.	36638.	124401.
301- 400	0.	318.	0.	0.	0.	375.	0.	28596.	152997.
401- 500	0.	402.	0.	0.	0.	0.	0.	22840.	175837.
501- 600	0.	0.	0.	0.	0.	0.	0.	16063.	191900.
601- 700	0.	0.	0.	0.	0.	0.	0.	15702.	207602.
701- 800	0.	773.	0.	0.	0.	0.	0.	15968.	223570.
801- 900	0.	0.	0.	0.	0.	0.	0.	11098.	234668.
901- 1000	0.	0.	0.	0.	0.	0.	0.	7766.	242434.
1001- 2000	1217.	1477.	1001.	0.	0.	0.	0.	70615.	313049.
2001- 3000	2688.	0.	0.	0.	0.	0.	0.	44291.	357340.
3001- 4000	0.	0.	0.	0.	0.	0.	0.	17959.	375299.
4001- 5000	0.	0.	0.	0.	0.	0.	0.	13547.	388846.
5001- 6000	0.	0.	0.	0.	0.	0.	0.	5241.	394087.
6001- 7000	0.	0.	0.	0.	0.	0.	0.	12957.	407044.
7001- 8000	0.	0.	0.	0.	0.	0.	0.	0.	407044.
8001- 9000	0.	0.	0.	0.	0.	0.	0.	8100.	415144.
9001- 10000	0.	0.	0.	0.	0.	0.	0.	19900.	435044.
10001- 20000	0.	0.	0.	0.	0.	0.	0.	0.	435044.
20001- 30000	0.	0.	0.	0.	0.	0.	0.	0.	435044.
30001- 40000	0.	0.	0.	0.	0.	0.	0.	0.	435044.
40001- 50000	0.	0.	0.	0.	0.	0.	0.	0.	435044.
50001-100000	0.	0.	0.	0.	0.	0.	0.	0.	435044.
COLUMN TOTALS	4282.	3047.	1190.	53.	0.	375.	0.	435044.	
CUMUL. TOTALS	430379.	433426.	434616.	434669.	434669.	435044.	435044.		

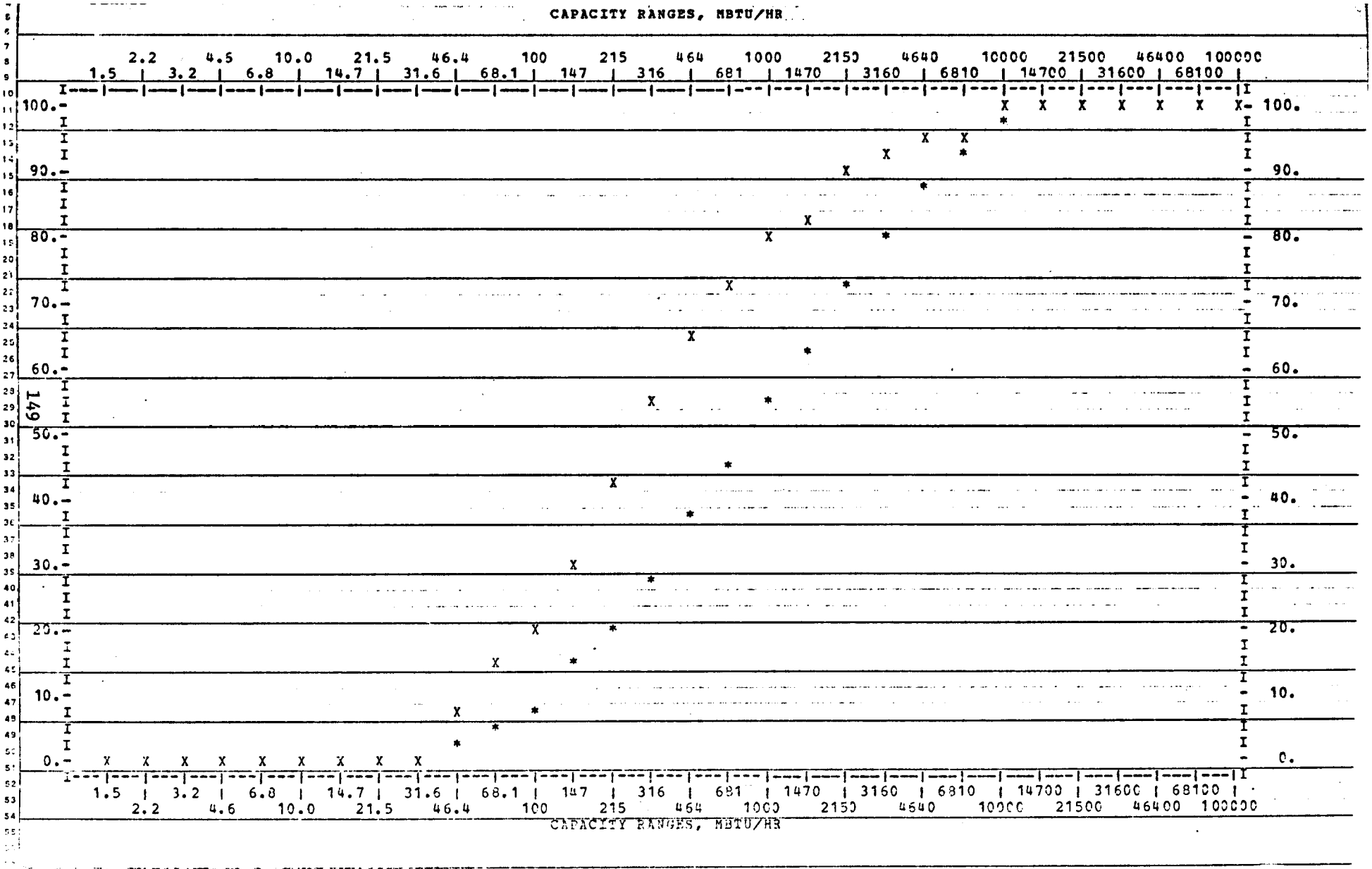

BOILER CAPACITIES (ALL DATA) = 435044.
PLANT CAPACITIES (ALL DATA) = 435044.

BOILER POPULATION DATA - INDUSTRIAL BOILERS
ALL GAS-FIRED BOILERS
FUEL SULFUR CONTENTS

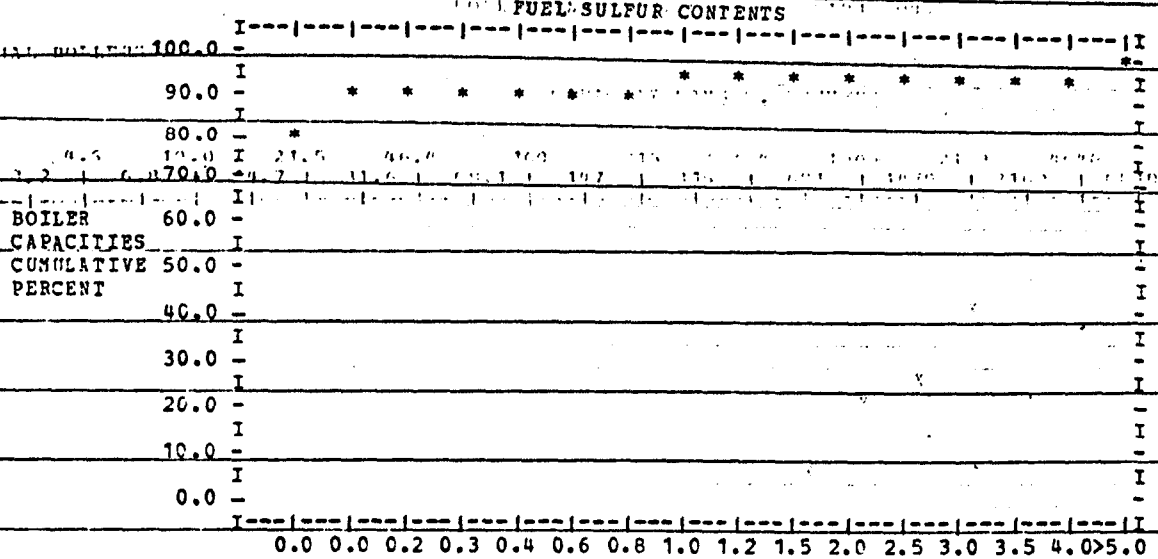

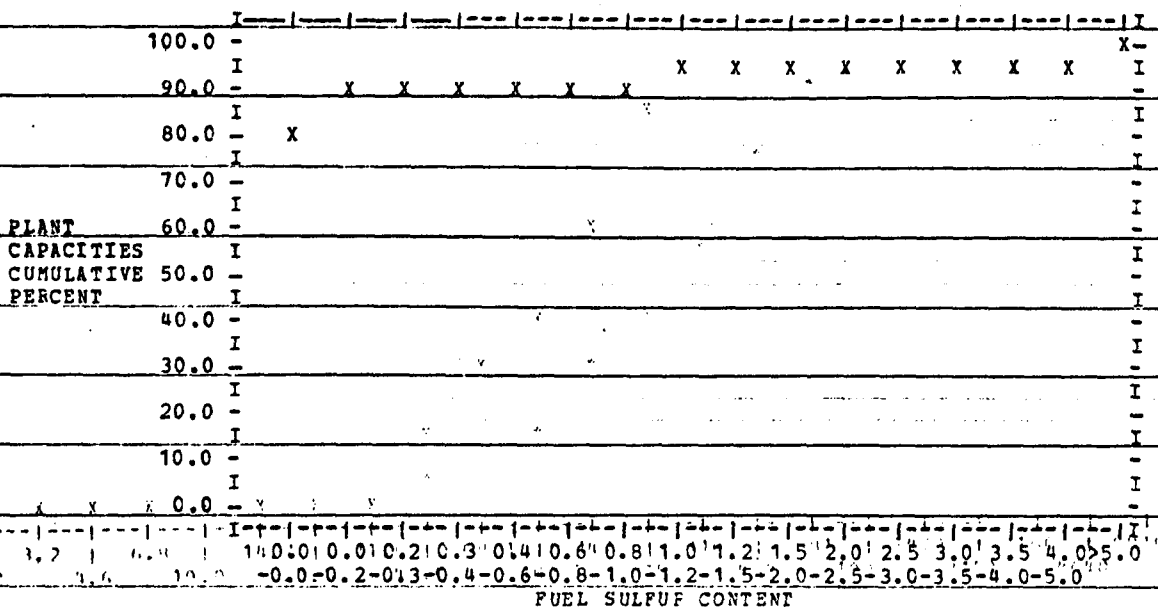

BOILER CAPACITIES (ALL DATA) = 435044.
PLANT CAPACITIES (ALL DATA) = 435044.

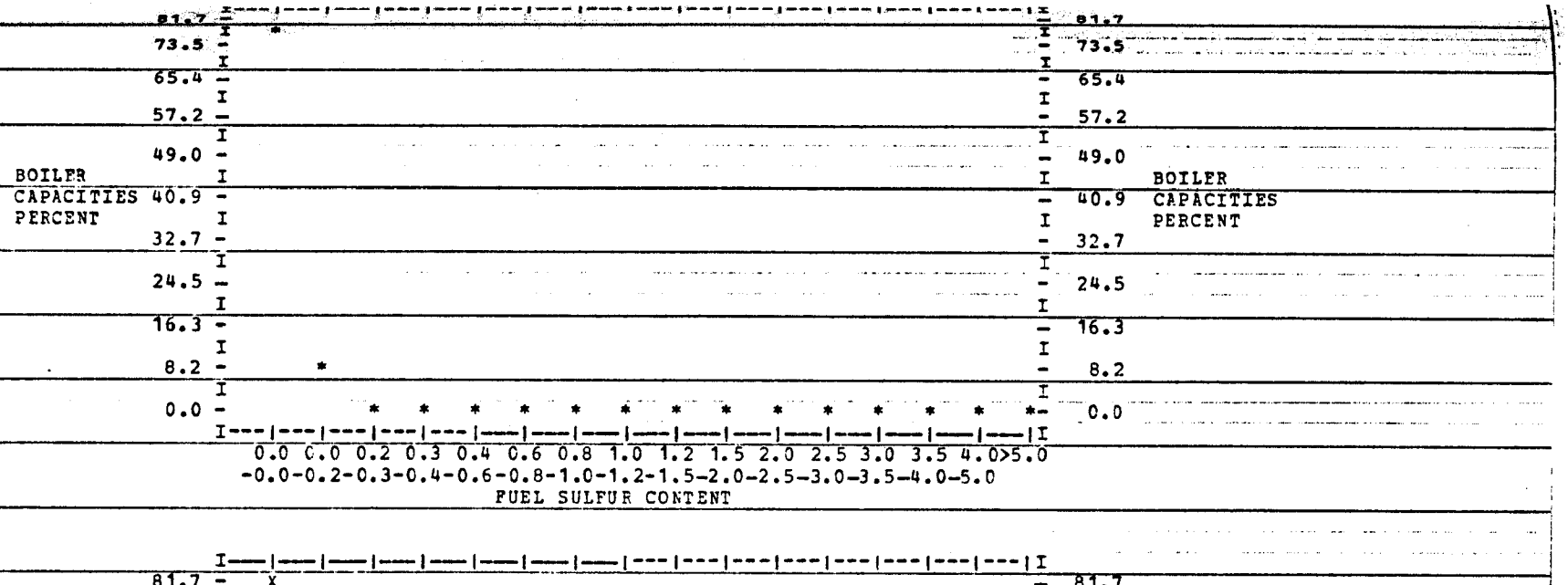



BOILER CAPACITIES (ALL DATA) = 435044.
PLANT CAPACITIES (ALL DATA) = 435044.

TABLE ENTRIES ARE TOTAL BOILER SULFUR EMISSIONS, TONS/YEAR
WITHIN CAPACITY AND FUEL SULFUR CONTENT RANGES

CAPACITY MBTU'S/HR	BOILER FUEL SULFUR CONTENT (WEIGHT PERCENT, EQUIVALENT BTU BASIS) EQUAL 0.	>0. -.2	>.2 -.3	>.3 -.4	>.4 -.6	>.6 -.8	>.8 -1.0	>1.0 -1.2	>1.2 -1.5
EQUAL 0	0.	0.	0.	0.	0.	0.	0.	0.	0.
1- 10	0.	45.	0.	0.	9.	0.	63.	0.	0.
11- 20	0.	19.	0.	2.	7.	0.	18.	11.	0.
21- 30	0.	1.	1.	4.	0.	0.	23.	0.	5.
31- 40	0.	95.	1.	0.	54.	0.	42.	24.	54.
41- 50	0.	120.	0.	0.	292.	5.	12.	0.	33.
51- 60	0.	213.	19.	0.	282.	0.	41.	0.	366.
61- 70	0.	242.	0.	0.	1.	5.	0.	0.	87.
71- 80	0.	34.	82.	0.	85.	58.	27.	32.	0.
81- 90	0.	42.	0.	0.	24.	0.	60.	0.	0.
91- 100	0.	10.	0.	0.	80.	0.	0.	2.	157.
101- 200	0.	183.	120.	0.	165.	17.	107.	363.	300.
201- 300	0.	37.	47.	0.	36.	43.	27.	353.	1.
301- 400	0.	104.	44.	0.	69.	0.	12.	0.	93.
401- 500	0.	381.	0.	0.	0.	37.	0.	0.	149.
501- 600	0.	0.	0.	0.	0.	0.	36.	0.	0.
601- 700	0.	1.	14.	0.	0.	0.	57.	0.	0.
701- 800	0.	0.	0.	0.	0.	0.	0.	0.	124.
801- 900	0.	0.	0.	0.	0.	0.	0.	0.	0.
901- 1000	0.	0.	0.	0.	54.	0.	0.	0.	0.
1001- 2000	0.	0.	0.	0.	0.	0.	0.	0.	237.
2001- 3000	0.	0.	0.	0.	211.	0.	0.	0.	0.
3001- 4000	0.	0.	0.	0.	0.	0.	0.	0.	0.
4001- 5000	0.	0.	0.	0.	0.	0.	0.	0.	0.
5001- 6000	0.	0.	0.	0.	0.	0.	0.	0.	0.
6001- 7000	0.	0.	0.	0.	0.	0.	0.	0.	0.
7001- 8000	0.	0.	0.	0.	0.	0.	0.	0.	0.
8001- 9000	0.	0.	0.	0.	0.	0.	0.	0.	0.
9001- 10000	0.	0.	0.	0.	0.	0.	0.	0.	0.
10001-100000	0.	0.	0.	0.	0.	0.	0.	0.	0.
COLUMN TOTALS	0.	1527.	328.	6.	1369.	165.	524.	784.	1605.
CUMUL. TOTALS	0.	1527.	1855.	1861.	3230.	3395.	3919.	4703.	6308.

BOILER POPULATION DATA - INDUSTRIAL BOILERS
BOILER CAPACITY BY BOILER FUEL SULFUR CONTENT
ALL GAS-FIRED BOILERS

TABLE ENTRIES ARE TOTAL BOILER SULFUR EMISSIONS, TONS/YEAR
WITHIN CAPACITY AND FUEL SULFUR CONTENT RANGES

BOILER FUEL SULFUR CONTENT (WEIGHT PERCENT, EQUIVALENT BTU BASIS)

CAPACITY MBTU'S/HR	>1.5 -2.0	>2.0 -2.5	>2.5 -3.0	>3.0 -3.5	>3.5 -4.0	>4.0 -5.0	>5.0	ROW TOTAL	CUMTOT ALL
EQUAL 0	0.	0.	0.	0.	0.	0.	0.	0.	0.
1- 10	0.	2345.	0.	9.	0.	0.	0.	2470.	2470.
11- 20	31.	0.	0.	15.	0.	0.	0.	102.	2572.
21- 30	0.	0.	0.	26.	0.	0.	0.	60.	2632.
31- 40	0.	0.	0.	0.	0.	63.	0.	333.	2965.
41- 50	0.	0.	8.	0.	0.	0.	0.	470.	3435.
51- 60	0.	0.	3.	0.	0.	0.	0.	923.	4359.
61- 70	14.	77.	0.	0.	0.	0.	0.	426.	4784.
71- 80	0.	0.	0.	0.	0.	2833.	0.	3150.	7935.
81- 90	3.	0.	0.	0.	0.	0.	0.	128.	8063.
91- 100	0.	0.	0.	0.	0.	0.	0.	249.	8312.
101- 200	198.	155.	0.	0.	0.	8499.	304.	10411.	18723.
201- 300	17.	0.	0.	0.	129.	0.	0.	690.	19412.
301- 400	0.	52.	0.	0.	0.	0.	0.	374.	19786.
401- 500	33.	0.	0.	0.	0.	0.	0.	600.	20386.
501- 600	56.	0.	0.	0.	126.	0.	0.	219.	20605.
601- 700	413.	0.	0.	0.	0.	0.	0.	484.	21089.
701- 800	0.	0.	0.	0.	0.	0.	0.	125.	21214.
801- 900	0.	0.	0.	0.	0.	0.	0.	0.	21214.
901- 1000	0.	0.	0.	0.	0.	0.	0.	54.	21268.
1001- 2000	447575.	1.	0.	0.	0.	0.	0.	447814.	469082.
2001- 3000	0.	0.	0.	0.	0.	0.	0.	211.	469293.
3001- 4000	0.	0.	0.	0.	0.	0.	0.	0.	469293.
4001- 5000	0.	0.	0.	0.	0.	0.	0.	0.	469293.
5001- 6000	0.	0.	0.	0.	0.	0.	0.	0.	469293.
6001- 7000	0.	0.	0.	0.	0.	0.	0.	0.	469293.
7001- 8000	0.	0.	0.	0.	0.	0.	0.	0.	469293.
8001- 9000	0.	0.	0.	0.	0.	0.	0.	0.	469293.
9001- 10000	0.	0.	0.	0.	0.	0.	0.	0.	469293.
10001-100000	0.	0.	0.	0.	0.	0.	0.	0.	469293.
COLUMN TOTALS	448341.	2630.	11.	50.	255.	11395.	304.	469293.	
CUMUL. TOTALS	454648.	457279.	457290.	457339.	457594.	468989.	469293.		

WITHIN CAPACITY AND FUEL SULFUR CONTENT RANGES

PLANT FUEL SULFUR CONTENT (WEIGHT PERCENT, EQUIVALENT BTU BASIS)

CAPACITY MBTU'S/HR	EQUAL 0.	>0. -.2	>.2 -.3	>.3 -.4	>.4 -.6	>.6 -.8	>.8 -1.0	>1.0 -1.2	>1.2 -1.5
EQUAL 0	0.	6.	0.	0.	0.	0.	62.	0.	0.
1- 10	0.	16.	0.	0.	0.	0.	0.	0.	0.
11- 20	0.	2.	0.	1.	0.	0.	0.	0.	0.
21- 30	0.	2.	0.	0.	0.	0.	2.	0.	0.
31- 40	0.	1.	0.	0.	11.	0.	0.	0.	0.
41- 50	0.	1.	0.	0.	0.	0.	0.	0.	0.
51- 60	0.	2.	0.	0.	0.	0.	0.	0.	0.
61- 70	0.	1.	0.	0.	0.	0.	0.	0.	0.
71- 80	0.	1.	2.	0.	0.	0.	20.	0.	39.
81- 90	0.	0.	0.	0.	24.	0.	8.	0.	0.
91- 100	0.	1.	1.	0.	11.	0.	0.	0.	0.
101- 200	0.	69.	0.	0.	435.	47.	35.	0.	440.
201- 300	0.	11.	0.	0.	0.	10.	0.	304.	0.
301- 400	0.	4.	44.	0.	347.	30.	0.	0.	63.
401- 500	0.	79.	0.	0.	0.	0.	0.	0.	149.
501- 600	0.	28.	0.	0.	0.	0.	0.	106.	0.
601- 700	0.	78.	14.	0.	0.	0.	0.	35.	0.
701- 800	0.	1.	0.	0.	38.	0.	70.	0.	172.
801- 900	0.	40.	0.	0.	0.	0.	82.	0.	0.
901- 1000	0.	0.	0.	0.	0.	0.	0.	0.	0.
1001- 2000	0.	243.	111.	0.	2.	0.	0.	265.	0.
2001- 3000	0.	817.	0.	115.	392.	3966.	520.	0.	0.
3001- 4000	0.	0.	357.	0.	0.	0.	0.	0.	0.
4001- 5000	0.	0.	105.	0.	0.	0.	0.	0.	0.
5001- 6000	0.	0.	0.	0.	0.	0.	0.	0.	461.
6001- 7000	0.	424.	0.	0.	0.	0.	0.	0.	0.
7001- 8000	0.	0.	0.	0.	0.	0.	0.	0.	0.
8001- 9000	0.	0.	0.	0.	0.	0.	0.	0.	0.
9001- 10000	0.	0.	0.	0.	0.	0.	0.	0.	0.
10001- 20000	0.	0.	0.	0.	0.	0.	0.	0.	0.
20001- 30000	0.	0.	0.	0.	0.	0.	0.	0.	0.
30001- 40000	0.	0.	0.	0.	0.	0.	0.	0.	0.
40001- 50000	0.	0.	0.	0.	0.	0.	0.	0.	0.
50001-100000	0.	0.	0.	0.	0.	0.	0.	0.	0.
COLUMN TOTALS	0.	1828.	636.	115.	1260.	4052.	800.	710.	1324.
CUMUL. TOTALS	0.	1828.	2464.	2579.	3840.	7892.	8692.	9402.	10726.

BOILER POPULATION DATA - INDUSTRIAL BOILERS
PLANT CAPACITY BY PLANT FUEL SULFUR CONTENT
ALL GAS-FIRED BOILERS

TABLE ENTRIES ARE TOTAL PLANT SULFUR EMISSIONS, TONS/YEAR
WITHIN CAPACITY AND FUEL SULFUR CONTENT RANGES

CAPACITY MBTU'S/HR	PLANT FUEL SULFUR CONTENT (WEIGHT PERCENT, EQUIVALENT BTU BASIS) >1.5 -2.0	>2.0 -2.5	>2.5 -3.0	>3.0 -3.5	>3.5 -4.0	>4.0 -5.0	>5.0	POW TOTAL	CUMTOT ALL
EQUAL 0	0.	0.	0.	0.	0.	0.	0.	68.	68.
1- 10	0.	2345.	0.	0.	0.	0.	0.	2362.	2430.
11- 20	31.	0.	0.	0.	0.	0.	0.	33.	2463.
21- 30	0.	0.	0.	0.	0.	0.	0.	4.	2467.
31- 40	0.	0.	0.	0.	0.	0.	0.	13.	2480.
41- 50	0.	0.	0.	0.	0.	0.	0.	1.	2481.
51- 60	0.	0.	3.	50.	0.	0.	0.	54.	2535.
61- 70	0.	43.	0.	0.	0.	0.	0.	44.	2579.
71- 80	0.	0.	0.	0.	0.	0.	0.	63.	2642.
81- 90	3.	0.	0.	0.	0.	0.	0.	35.	2678.
91- 100	0.	0.	0.	0.	0.	0.	0.	14.	2692.
101- 200	0.	0.	8.	0.	0.	0.	0.	1035.	3726.
201- 300	35.	0.	0.	0.	0.	0.	0.	359.	4086.
301- 400	0.	52.	0.	0.	0.	11332.	0.	11872.	15958.
401- 500	0.	35.	0.	0.	0.	0.	0.	263.	16221.
501- 600	0.	0.	0.	0.	0.	0.	0.	134.	16355.
601- 700	0.	0.	0.	0.	0.	0.	0.	127.	16482.
701- 800	0.	352.	0.	0.	0.	0.	0.	632.	17114.
801- 900	0.	0.	0.	0.	0.	0.	0.	122.	17236.
901- 1000	0.	0.	0.	0.	0.	0.	0.	0.	17236.
1001- 2000	443610.	1.	255.	0.	0.	0.	0.	444487.	461723.
2001- 3000	413.	0.	0.	0.	0.	0.	0.	6222.	467945.
3001- 4000	0.	0.	0.	0.	0.	0.	0.	357.	468302.
4001- 5000	0.	0.	0.	0.	0.	0.	0.	105.	468408.
5001- 6000	0.	0.	0.	0.	0.	0.	0.	461.	468869.
6001- 7000	0.	0.	0.	0.	0.	0.	0.	424.	469293.
7001- 8000	0.	0.	0.	0.	0.	0.	0.	0.	469293.
8001- 9000	0.	0.	0.	0.	0.	0.	0.	0.	469293.
9001- 10000	0.	0.	0.	0.	0.	0.	0.	0.	469293.
10001- 20000	0.	0.	0.	0.	0.	0.	0.	0.	469293.
20001- 30000	0.	0.	0.	0.	0.	0.	0.	0.	469293.
30001- 40000	0.	0.	0.	0.	0.	0.	0.	0.	469293.
40001- 50000	0.	0.	0.	0.	0.	0.	0.	0.	469293.
50001-100000	0.	0.	0.	0.	0.	0.	0.	0.	469293.
COLUMN TOTALS	444091.	2828.	266.	50.	0.	11332.	0.	469293.	
CUMUL. TOTALS	454818.	457646.	457912.	457961.	457961.	469293.	469293.		

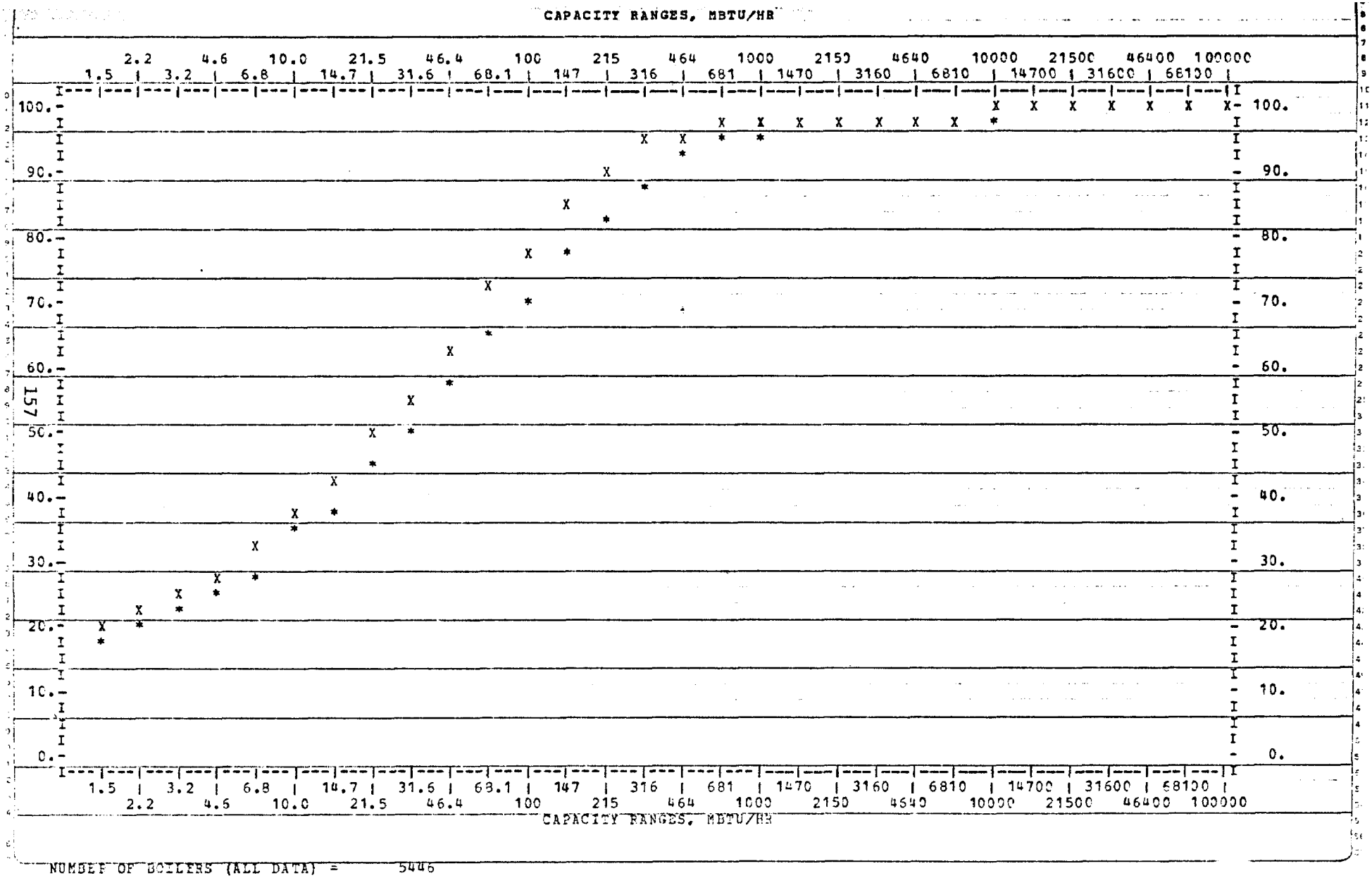

NUMBER OF BOILERS (ALL DATA) = 5446
NUMBER OF PLANTS (ALL DATA) = 2701

BOILER POPULATION DATA - INDUSTRIAL BOILERS

ALL GAS-FIRED BOILERS

FUEL SULFUR CONTENTS

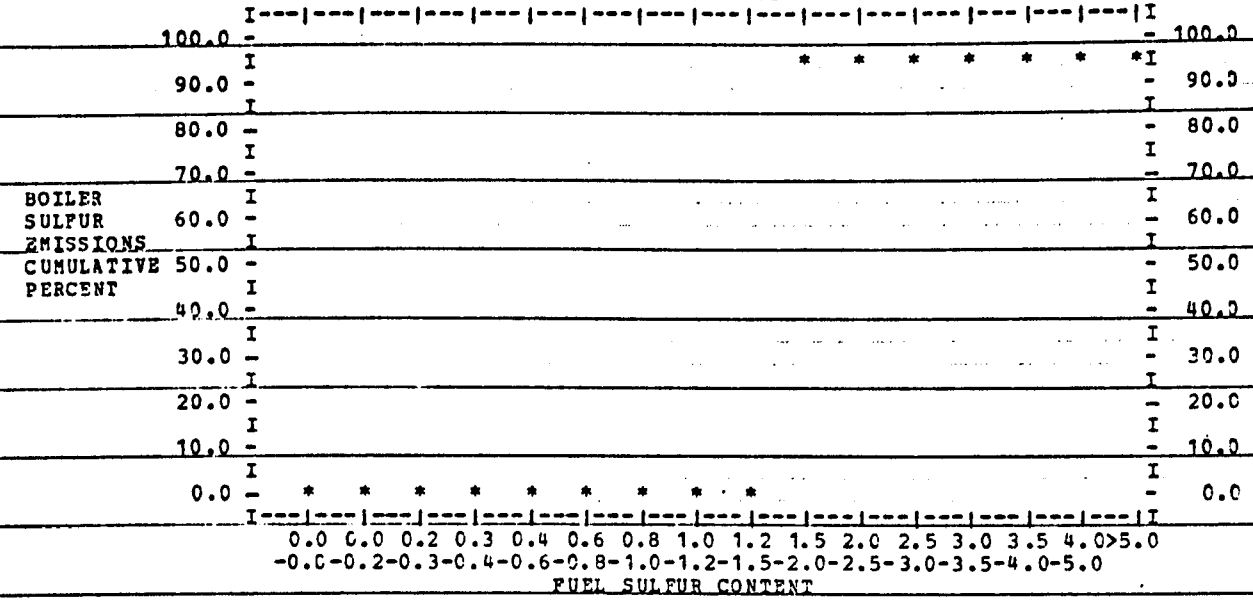

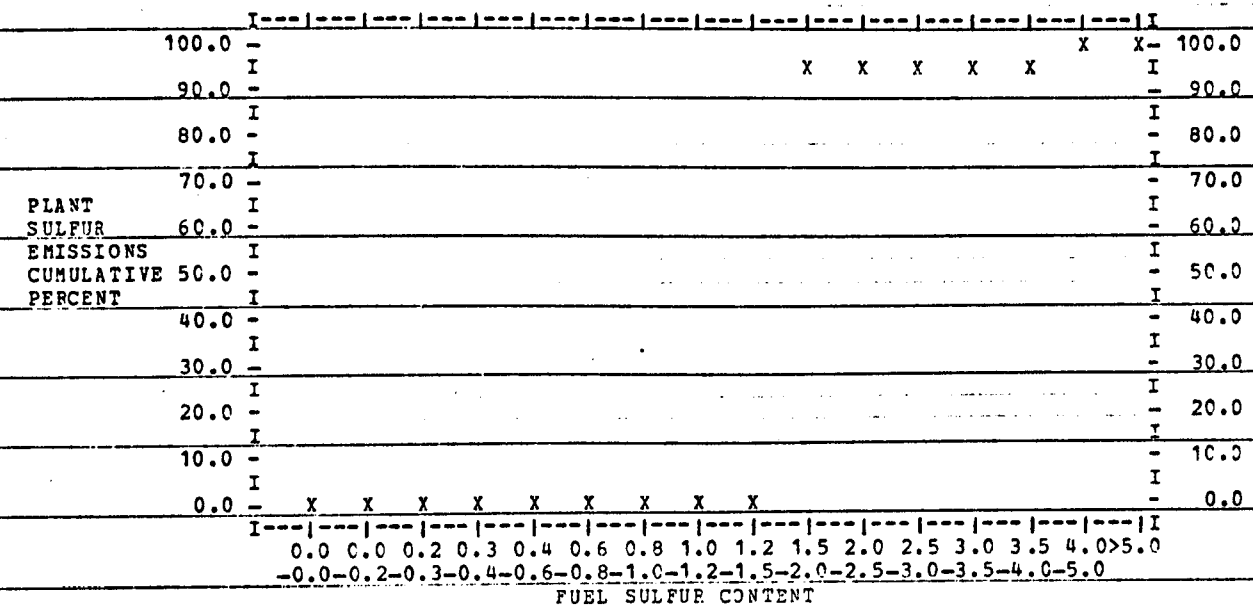

NUMBER OF BOILERS (ALL DATA) = 5446

NUMBER OF PLANTS (ALL DATA) = 2701



NUMBER OF BOILERS (ALL DATA) = 5446
NUMBER OF PLANTS (ALL DATA) = 2701

TABLE ENTRIES ARE ACTUAL FUEL CONSUMPTION, GBTU'S/YEAR
WITHIN CAPACITY AND FUEL SULFUR CONTENT RANGES

BOILER FUEL SULFUR CONTENT (WEIGHT PERCENT, EQUIVALENT BTU BASIS)

CAPACITY MBTU'S/HR	EQUAL 0.	>0. -.2	>.2 -.3	>.3 -.4	>.4 -.6	>.6 -.8	>.8 -1.0	>1.0 -1.2	>1.2 -1.5
EQUAL 0	0.	0.	0.	0.	0.	0.	0.	0.	0.
1- 10	478961.	23669.	38.	0.	248.	0.	1439.	0.	0.
11- 20	59875.	4984.	0.	274.	164.	0.	1095.	264.	0.
21- 30	50664.	1974.	102.	800.	0.	0.	1161.	0.	184.
31- 40	35565.	10449.	163.	0.	2014.	0.	1890.	300.	1154.
41- 50	51475.	7667.	0.	0.	3488.	368.	293.	0.	377.
51- 60	38669.	11363.	1166.	0.	650.	0.	2440.	0.	4340.
61- 70	27521.	37861.	0.	0.	91.	282.	0.	0.	1518.
71- 80	145382.	5807.	4156.	0.	1655.	631.	1967.	804.	0.
81- 90	119272.	4419.	0.	0.	803.	0.	3724.	0.	0.
91- 100	25354.	6760.	0.	0.	1971.	0.	0.	79.	3660.
101- 200	4166410.	31341.	5937.	0.	4278.	1215.	6575.	5119.	6392.
201- 300	174212.	19266.	2355.	0.	1182.	1364.	2324.	9531.	6.
301- 400	98644.	15249.	1688.	0.	1902.	0.	191.	0.	2500.
401- 500	39671.	28082.	0.	0.	0.	2766.	0.	0.	3605.
501- 600	53995.	0.	0.	0.	0.	0.	581.	0.	0.
601- 700	47554.	3170.	2710.	0.	0.	0.	913.	0.	0.
701- 800	20726.	1894.	0.	0.	0.	0.	0.	0.	4505.
801- 900	306243.	1346.	0.	0.	0.	0.	0.	0.	0.
901- 1000	15520.	0.	0.	0.	1506.	0.	0.	0.	0.
1001- 2000	129580.	0.	0.	0.	0.	0.	0.	0.	8592.
2001- 3000	57969.	0.	0.	0.	18333.	0.	0.	0.	0.
3001- 4000	28123.	0.	0.	0.	0.	0.	0.	0.	0.
4001- 5000	68369.	0.	0.	0.	0.	0.	0.	0.	0.
5001- 6000	0.	0.	0.	0.	0.	0.	0.	0.	0.
6001- 7000	0.	0.	0.	0.	0.	0.	0.	0.	0.
7001- 8000	0.	0.	0.	0.	0.	0.	0.	0.	0.
8001- 9000	756.	0.	0.	0.	0.	0.	0.	0.	0.
9001- 10000	87101.	0.	0.	0.	0.	0.	0.	0.	0.
10001-100000	0.	0.	0.	0.	0.	0.	0.	0.	0.
COLUMN TOTALS	6326602.	215301.	18314.	1074.	38285.	5625.	24593.	17097.	36831.
CUMUL. TOTALS	6326602.	6541902.	6560216.	6561289.	6599573.	6606197.	6630790.	6647887.	6684718.

BOILER POPULATION DATA - INDUSTRIAL BOILERS
BOILER FUEL USE BY BOILER FUEL SULFUR CONTENT AND CAPACITY
ALL GAS-FIRED BOILERS

TABLE ENTRIES ARE ACTUAL FUEL CONSUMPTION, GBTU'S/YEAR
WITHIN CAPACITY AND FUEL SULFUR CONTENT RANGES

BOILER FUEL SULFUR CONTENT (WEIGHT PERCENT, EQUIVALENT BTU BASIS)

CAPACITY MBTU'S/HR	>1.5 -2.0	>2.0 -2.5	>2.5 -3.0	>3.0 -3.5	>3.5 -4.0	>4.0 -5.0	>5.0	ROW TOTAL	CUMTOT ALL
EQUAL 0	0.	0.	0.	0.	0.	0.	0.	0.	0.
1- 10	0.	26.	0.	121.	0.	0.	0.	504503.	504503.
11- 20	20.	0.	0.	211.	0.	0.	0.	65887.	570389.
21- 30	0.	0.	0.	368.	0.	0.	0.	55254.	625644.
31- 40	0.	0.	0.	0.	0.	933.	0.	52466.	678110.
41- 50	0.	0.	114.	0.	0.	0.	0.	63782.	741891.
51- 60	0.	0.	38.	0.	0.	0.	0.	58667.	800558.
61- 70	400.	606.	0.	0.	0.	0.	0.	68278.	868836.
71- 80	0.	0.	0.	0.	0.	6032.	0.	166434.	1035270.
81- 90	50.	0.	0.	0.	0.	0.	0.	128268.	1163538.
91- 100	0.	0.	0.	0.	0.	0.	0.	37823.	1201361.
101- 200	5337.	2330.	0.	0.	0.	18096.	794.	4254816.	5456177.
201- 300	155.	0.	0.	0.	1300.	0.	0.	211694.	5667871.
301- 400	0.	1246.	0.	0.	0.	0.	0.	121420.	5789290.
401- 500	312.	0.	0.	0.	0.	0.	0.	74435.	5863725.
501- 600	463.	0.	0.	0.	1170.	0.	0.	56208.	5919933.
601- 700	4012.	0.	0.	0.	0.	0.	0.	58359.	5978291.
701- 800	0.	0.	0.	0.	0.	0.	0.	27124.	6005415.
801- 900	0.	0.	0.	0.	0.	0.	0.	307589.	6313003.
901- 1000	0.	0.	0.	0.	0.	0.	0.	17026.	6330029.
1001- 2000	6871324.	30.	0.	0.	0.	0.	0.	7009524.	13339553.
2001- 3000	0.	0.	0.	0.	0.	0.	0.	76302.	13415854.
3001- 4000	0.	0.	0.	0.	0.	0.	0.	28123.	13443976.
4001- 5000	0.	0.	0.	0.	0.	0.	0.	68369.	13512345.
5001- 6000	0.	0.	0.	0.	0.	0.	0.	0.	13512345.
6001- 7000	0.	0.	0.	0.	0.	0.	0.	0.	13512345.
7001- 8000	0.	0.	0.	0.	0.	0.	0.	0.	13512345.
8001- 9000	0.	0.	0.	0.	0.	0.	0.	756.	13513101.
9001- 10000	0.	0.	0.	0.	0.	0.	0.	87101.	13600201.
10001-100000	0.	0.	0.	0.	0.	0.	0.	0.	13600201.
COLUMN TOTALS	6882071.	4237.	152.	701.	2470.	25061.	794.	13600201.	
CUMUL. TOTALS	13566789.	13571026.	13571178.	13571878.	13574348.	13599408.	13600201.		

TABLE ENTRIES ARE ACTUAL FUEL CONSUMPTION, GBTU'S/YEAR
WITHIN CAPACITY AND FUEL SULFUR CONTENT RANGES

CAPACITY MBTU'S/HR		PLANT FUEL SULFUR CONTENT (WEIGHT PERCENT, EQUIVALENT BTU BASIS) EQUAL 0.	>0. -.2	>.2 -.3	>.3 -.4	>.4 -.6	>.6 -.8	>.8 -1.0	>1.0 -1.2	>1.2 -1.5
EQUAL	0	300414.	6221.	0.	0.	0.	0.	1436.	0.	0.
1-	10	84010.	5169.	38.	0.	37.	0.	3.	0.	0.
11-	20	41062.	2054.	0.	80.	0.	0.	0.	0.	0.
21-	30	31170.	10276.	0.	0.	0.	0.	97.	0.	0.
31-	40	18766.	2565.	0.	0.	165.	0.	0.	0.	0.
41-	50	24033.	1523.	0.	0.	0.	0.	0.	0.	0.
51-	60	23782.	1639.	0.	0.	0.	0.	0.	0.	0.
61-	70	13585.	1335.	0.	0.	0.	0.	0.	0.	0.
71-	80	19838.	5487.	475.	0.	0.	0.	1797.	0.	489.
81-	90	59744.	1645.	0.	0.	803.	0.	424.	0.	0.
91-	100	22745.	4092.	265.	0.	663.	0.	0.	0.	0.
101-	200	139536.	22356.	0.	0.	2223.	2227.	769.	0.	4863.
201-	300	254969.	36760.	0.	0.	0.	596.	0.	8300.	0.
301-	400	110809.	8987.	1688.	0.	6777.	2018.	0.	0.	686.
401-	500	101657.	17582.	0.	0.	0.	0.	0.	0.	3605.
501-	600	48726.	6308.	0.	0.	0.	0.	0.	3753.	0.
601-	700	55403.	8572.	2710.	0.	0.	0.	0.	1623.	0.
701-	800	53033.	3901.	0.	0.	1874.	0.	6093.	0.	6160.
801-	900	327270.	12886.	0.	0.	0.	0.	2787.	0.	0.
901-	1000	29091.	1604.	0.	0.	0.	0.	0.	0.	0.
1001-	2000	4045733.	31473.	8042.	0.	64.	0.	0.	13686.	0.
2001-	3000	113360.	33086.	0.	5686.	23314.	16520.	15185.	0.	0.
3001-	4000	88242.	0.	20641.	0.	0.	0.	0.	0.	0.
4001-	5000	78835.	0.	7190.	0.	0.	0.	0.	0.	0.
5001-	6000	0.	0.	0.	0.	0.	0.	0.	0.	16103.
6001-	7000	0.	24754.	0.	0.	0.	0.	0.	0.	0.
7001-	8000	0.	0.	0.	0.	0.	0.	0.	0.	0.
8001-	9000	756.	0.	0.	0.	0.	0.	0.	0.	0.
9001-	10000	106431.	0.	0.	0.	0.	0.	0.	0.	0.
10001-	20000	0.	0.	0.	0.	0.	0.	0.	0.	0.
20001-	30000	0.	0.	0.	0.	0.	0.	0.	0.	0.
30001-	40000	0.	0.	0.	0.	0.	0.	0.	0.	0.
40001-	50000	0.	0.	0.	0.	0.	0.	0.	0.	0.
50001-	100000	0.	0.	0.	0.	0.	0.	0.	0.	0.
COLUMN TOTALS		6252991.	250276.	41048.	5766.	35921.	21362.	28592.	27363.	31906.
CUMUL. TOTALS		6252991.	6503267.	6544315.	6550081.	6586001.	6607362.	6635953.	6663316.	6695222.

BOILER POPULATION DATA - INDUSTRIAL BOILERS
PLANT FUEL USE BY PLANT FUEL SULFUR CONTENT AND CAPACITY
ALL GAS-FIRED BOILERS

TABLE ENTRIES ARE ACTUAL FUEL CONSUMPTION, GBTU'S/YEAR
WITHIN CAPACITY AND FUEL SULFUR CONTENT RANGES

CAPACITY MBTU'S/HR	PLANT FUEL SULFUR CONTENT (WEIGHT PERCENT, EQUIVALENT BTU BASIS) >1.5 -2.0	>2.0 -2.5	>2.5 -3.0	>3.0 -3.5	>3.5 -4.0	>4.0 -5.0	>5.0	ROW TOTAL	CUMTOT ALL
EQUAL 0	0.	0.	0.	0.	0.	0.	0.	308071.	308071.
1- 10	0.	26.	0.	0.	0.	0.	0.	89283.	397354.
11- 20	20.	0.	0.	0.	0.	0.	0.	43216.	440570.
21- 30	0.	0.	0.	0.	0.	0.	0.	41543.	482113.
31- 40	0.	0.	0.	0.	0.	0.	0.	21496.	503609.
41- 50	0.	0.	0.	0.	0.	0.	0.	25555.	529164.
51- 60	0.	0.	38.	701.	0.	0.	0.	26159.	555323.
61- 70	0.	150.	0.	0.	0.	0.	0.	15070.	570394.
71- 80	0.	0.	0.	0.	0.	0.	0.	28086.	598479.
81- 90	50.	0.	0.	0.	0.	0.	0.	62666.	661146.
91- 100	0.	0.	0.	0.	0.	0.	0.	27765.	688911.
101- 200	0.	0.	114.	0.	0.	0.	0.	232090.	921000.
201- 300	900.	0.	0.	0.	0.	0.	0.	301524.	1222523.
301- 400	0.	1246.	0.	0.	0.	24128.	0.	156338.	1378861.
401- 500	0.	547.	0.	0.	0.	0.	0.	123390.	1502251.
501- 600	0.	0.	0.	0.	0.	0.	0.	58787.	1561038.
601- 700	0.	0.	0.	0.	0.	0.	0.	68308.	1629345.
701- 800	0.	3562.	0.	0.	0.	0.	0.	74623.	1703967.
801- 900	0.	0.	0.	0.	0.	0.	0.	342944.	2046910.
901- 1000	0.	0.	0.	0.	0.	0.	0.	30695.	2077605.
1001- 2000	6866034.	30.	3455.	0.	0.	0.	0.	10968513.	13046118.
2001- 3000	4012.	0.	0.	0.	0.	0.	0.	211164.	13257282.
3001- 4000	0.	0.	0.	0.	0.	0.	0.	108883.	13366164.
4001- 5000	0.	0.	0.	0.	0.	0.	0.	86024.	13452188.
5001- 6000	0.	0.	0.	0.	0.	0.	0.	16103.	13468291.
6001- 7000	0.	0.	0.	0.	0.	0.	0.	24754.	13493045.
7001- 8000	0.	0.	0.	0.	0.	0.	0.	0.	13493045.
8001- 9000	0.	0.	0.	0.	0.	0.	0.	756.	13493801.
9001- 10000	0.	0.	0.	0.	0.	0.	0.	106431.	13600232.
10001- 20000	0.	0.	0.	0.	0.	0.	0.	0.	13600232.
20001- 30000	0.	0.	0.	0.	0.	0.	0.	0.	13600232.
30001- 40000	0.	0.	0.	0.	0.	0.	0.	0.	13600232.
40001- 50000	0.	0.	0.	0.	0.	0.	0.	0.	13600232.
50001-100000	0.	0.	0.	0.	0.	0.	0.	0.	13600232.
COLUMN TOTALS	6871014.	5561.	3607.	701.	0.	24128.	0.	13600232.	
CUMUL. TOTALS	13566236.	13571796.	13575403.	13576103.	13576103.	13600231.	13600231.		

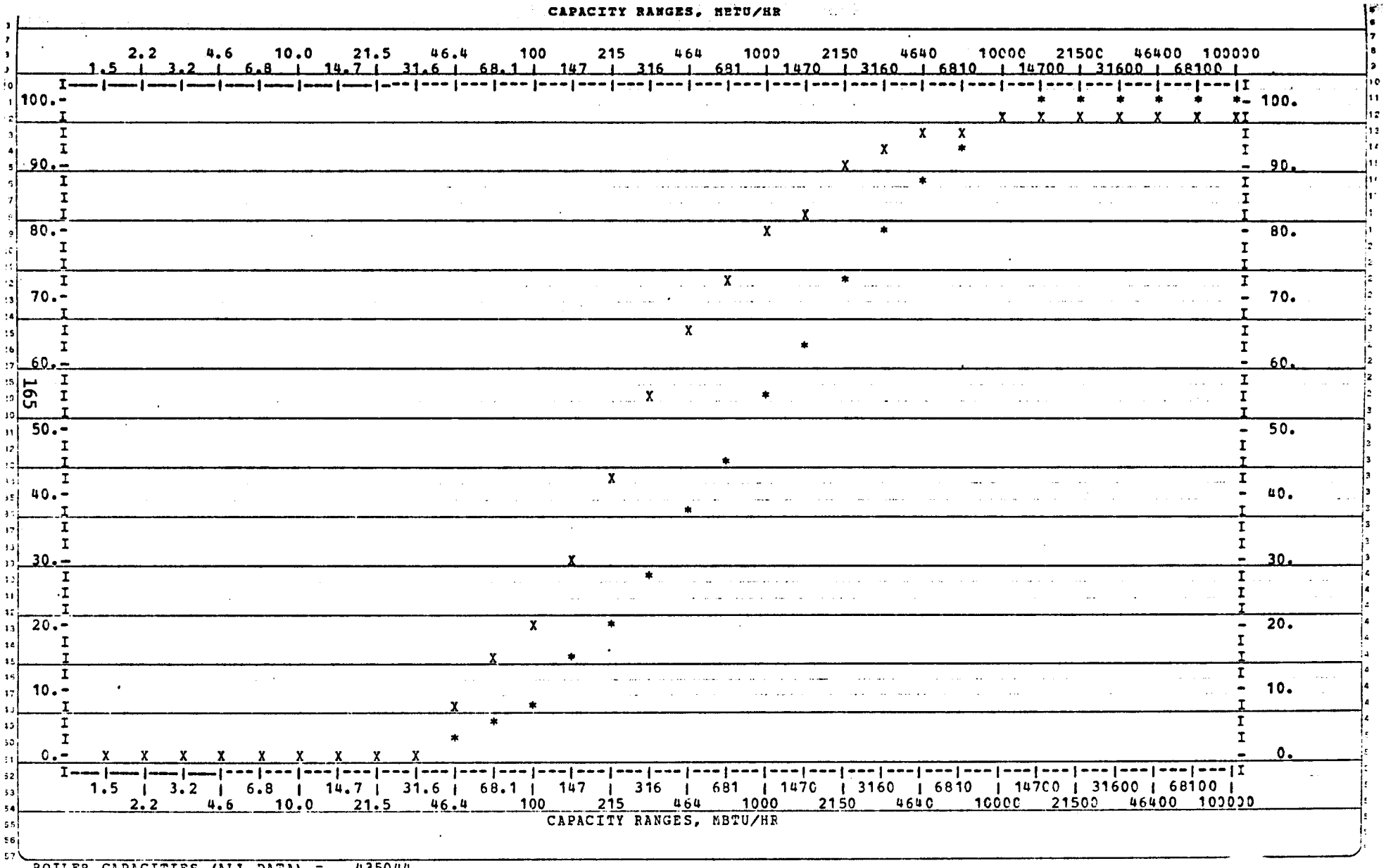

BOILER CAPACITIES (ALL DATA) = 435044.
PLANT CAPACITIES (ALL DATA) = 435044.

IG6-5

BOILER POPULATION DATA - INDUSTRIAL BOILERS
ALL GAS-FIRED BOILERS
FUEL SULFUR CONTENTS

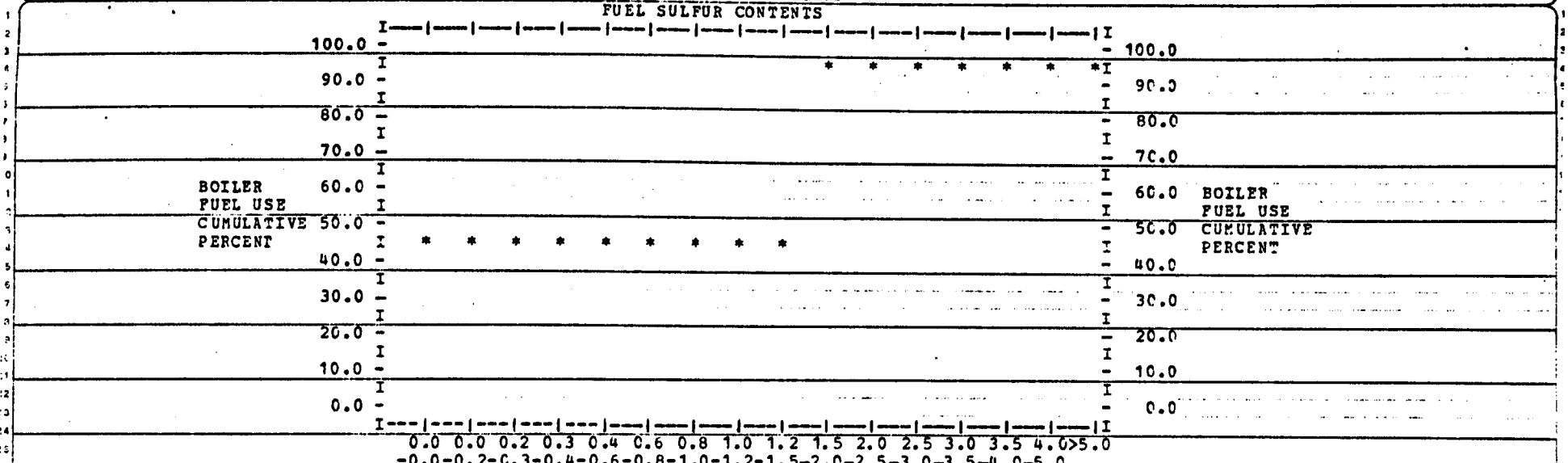

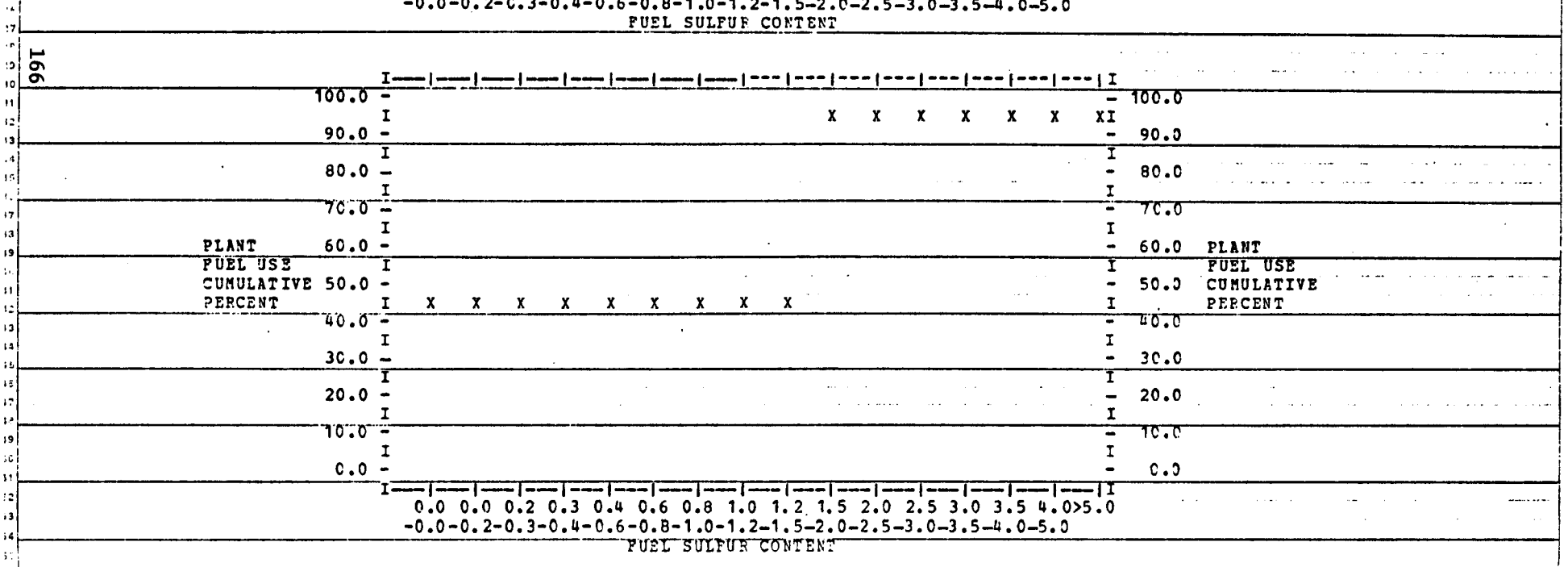

BOILER CAPACITIES (ALL DATA) = 435044.
PLANT CAPACITIES (ALL DATA) = 435044.

FUEL SULFUR CONTENT DENSITIES

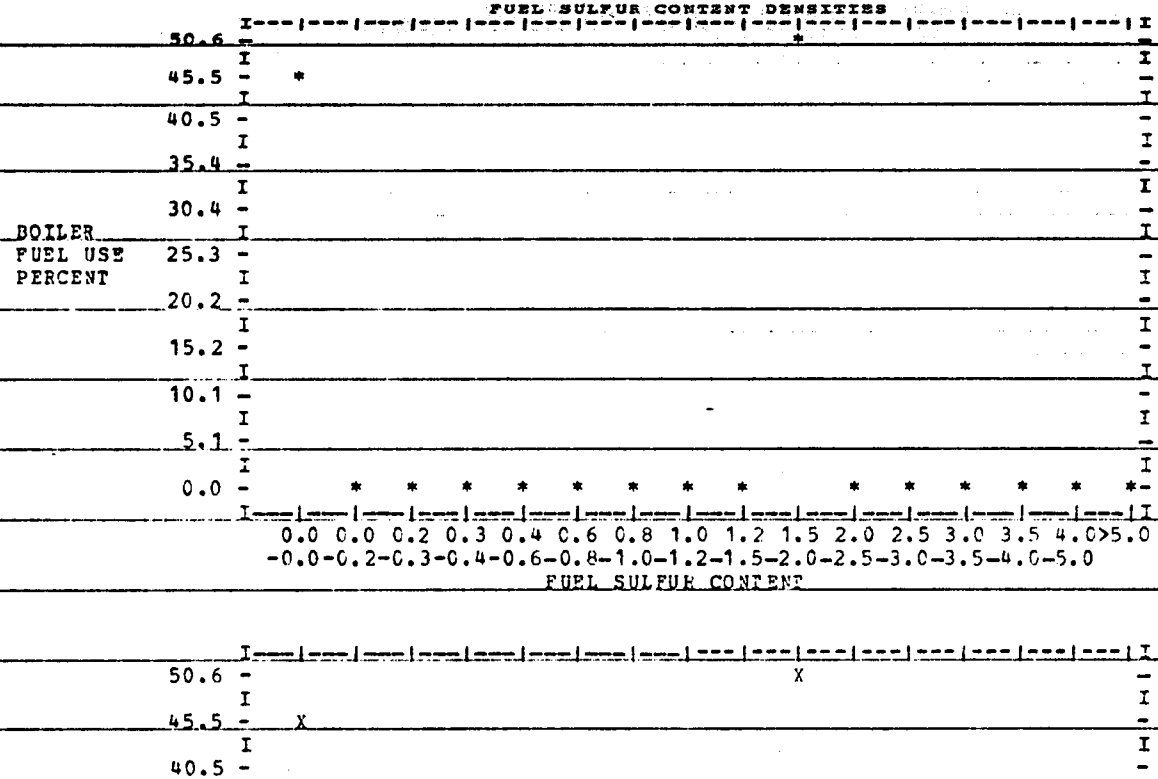

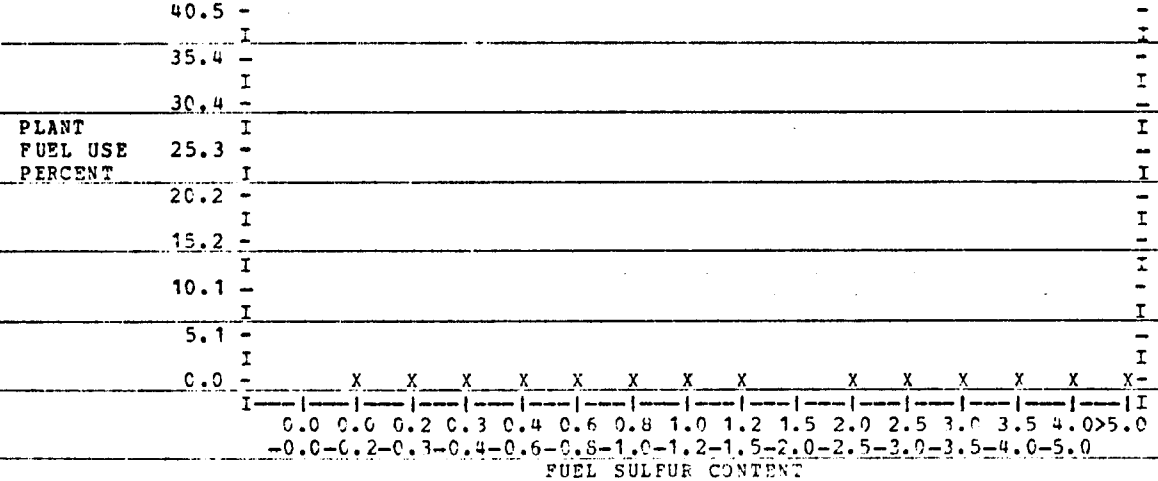

IG6-7

BOILER CAPACITIES (ALL DATA) = 430044.
BOILER CAPACITIES (ALL DATA) = 430044.

BOILER POPULATION DATA - INDUSTRIAL BOILERS
STACK HEIGHT BY TOTAL DESIGN CAPACITY SERVED
ALL GAS-FIRED BOILERS

TABLE ENTRIES ARE NUMBER OF STACKS

CAPACITY MBTU'S/HR		STACK HEIGHTS IN FEET EQUAL ZERO	1- 20	21- 40	41- 60	61- 80	81- 100	101- 120	121- 140	141- 160	161- 180	181- 200	201- 250	251- 300	301- 350	351- 400
EQUAL	0	269	32	116	80	45	38	18	13	11	2	6	5	5	2	0
1-	10	276	155	310	104	53	18	4	7	4	4	1	2	0	0	0
11-	20	94	36	133	51	31	23	10	9	7	5	2	1	0	0	0
21-	30	58	23	76	53	23	16	1	5	6	2	2	3	0	0	0
31-	40	45	9	58	29	21	13	4	12	8	4	3	3	0	0	0
41-	50	37	11	40	31	17	9	9	5	6	5	2	1	0	0	0
51-	60	15	9	26	26	15	11	8	7	11	6	0	0	1	0	0
61-	70	18	6	33	12	7	8	2	5	7	2	2	0	0	0	0
71-	80	18	2	18	23	11	10	7	2	8	5	3	1	1	0	0
81-	90	13	1	14	13	4	4	3	2	5	0	4	6	0	0	0
91-	100	9	1	11	16	15	6	4	4	6	5	10	2	1	0	0
101-	200	70	6	48	68	50	24	13	19	29	23	17	28	2	1	0
201-	300	30	2	17	20	27	14	13	16	14	12	8	19	2	2	0
301-	400	7	0	9	15	12	7	5	6	10	6	2	6	3	0	0
401-	500	3	0	4	5	4	8	5	3	5	3	1	6	1	0	0
501-	600	5	0	0	2	2	5	2	4	1	3	0	3	1	0	0
601-	700	3	1	0	0	4	4	6	1	1	1	1	1	0	0	0
701-	800	6	0	1	2	0	1	7	1	2	1	3	1	0	0	0
801-	900	0	0	0	1	1	0	1	3	3	4	0	3	0	0	0
901-	1000	0	0	0	0	1	2	2	1	0	0	1	1	0	0	0
1001-	2000	7	1	1	1	3	4	4	3	5	5	3	4	1	0	0
2001-	3000	3	1	0	0	1	0	0	1	5	1	0	1	0	0	0
3001-	4000	0	0	0	1	0	0	0	0	0	0	0	0	1	1	0
4001-	5000	0	0	0	0	0	0	0	0	0	1	0	0	0	0	1
5001-	6000	0	0	1	0	0	0	0	0	0	0	0	0	0	0	0
6001-	7000	0	0	0	0	0	0	0	0	0	0	0	0	0	0	0
7001-	8000	0	0	0	0	0	0	0	0	0	0	0	0	0	0	0
8001-	9000	0	0	0	0	0	0	0	0	0	0	0	0	0	1	0
9001-	10000	0	0	0	0	0	0	1	0	0	0	0	0	0	0	0
10001-	20000	0	0	0	0	0	0	0	0	0	0	0	0	0	0	0
20001-	30000	0	0	0	0	0	0	0	0	0	0	0	0	0	0	0
30001-	40000	0	0	0	0	0	0	0	0	0	0	0	0	0	0	0
40001-	50000	0	0	0	0	0	0	0	0	0	0	0	0	0	0	0
50001-	100000	0	0	0	0	0	0	0	0	0	0	0	0	0	0	0
COLUMN TOTALS		986	296	916	553	347	225	129	129	154	100	71	97	19	7	1
CUMUL. TOTALS		0	296	1212	1765	2112	2337	2466	2595	2749	2849	2920	3017	3036	3043	3044

BOILER POPULATION DATA - INDUSTRIAL BOILERS
STACK HEIGHT BY TOTAL DESIGN CAPACITY SERVED
ALL GAS-FIRED BOILERS

TABLE ENTRIES ARE NUMBER OF STACKS

CAPACITY MBTU'S/HR	STACK HEIGHTS IN FEET 431-450	451-500	501-550	551-600	601-650	651-700	701-750	751-800	801-850	851-900	901-950	951-1000	ABOVE 1000	ROW TOTAL	CUM. TOTAL
EQUAL 0	0	0	0	0	0	0	0	0	0	0	0	0	0	642	0
1- 10	0	0	0	0	0	0	0	0	0	0	0	0	0	938	938
11- 20	0	0	0	0	0	0	0	0	0	0	0	0	0	402	1340
21- 30	0	0	0	0	0	0	0	0	0	0	0	0	0	268	1608
31- 40	0	0	0	0	0	0	0	0	0	0	0	0	0	209	1817
41- 50	0	0	0	0	0	0	0	0	0	0	0	0	0	173	1990
51- 60	0	0	0	0	0	0	0	0	0	0	0	0	0	135	2125
61- 70	0	0	1	0	0	0	0	0	0	0	0	0	0	103	2228
71- 80	0	0	0	0	0	0	0	0	0	0	0	0	0	109	2337
81- 90	0	0	0	0	0	0	0	0	0	0	0	0	0	69	2406
91- 100	0	0	0	0	0	0	0	0	0	0	0	0	0	90	2496
101- 200	0	0	0	0	0	0	0	0	0	0	0	0	0	398	2894
201- 300	0	0	0	0	0	0	0	0	0	0	0	0	0	196	3090
301- 400	0	0	0	0	0	0	0	0	0	0	0	0	0	88	3178
401- 500	0	0	0	0	0	0	0	0	0	0	0	0	0	48	3226
501- 600	0	0	0	0	0	0	0	0	0	0	0	0	0	28	3254
601- 700	0	0	0	0	0	0	0	0	0	0	0	0	0	23	3277
701- 800	0	0	0	0	0	0	0	0	0	0	0	0	0	25	3302
801- 900	0	0	0	0	0	0	0	0	0	0	0	0	0	16	3318
901- 1000	0	0	0	0	0	0	0	0	0	0	0	0	0	8	3326
1001- 2000	0	0	0	0	0	0	0	0	0	0	0	0	0	42	3368
2001- 3000	0	0	0	0	0	0	0	0	0	0	0	0	0	13	3381
3001- 4000	0	0	0	0	0	0	0	0	0	0	0	0	0	3	3384
4001- 5000	0	0	0	0	0	0	0	0	0	0	0	0	0	2	3386
5001- 6000	0	0	0	0	0	0	0	0	0	0	0	0	0	1	3387
6001- 7000	0	0	0	0	0	0	0	0	0	0	0	0	0	0	3387
7001- 8000	0	0	0	0	0	0	0	0	0	0	0	0	0	0	3387
8001- 9000	0	0	0	0	0	0	0	0	0	0	0	0	0	1	3388
9001- 10000	0	0	0	0	0	0	0	0	0	0	0	0	0	1	3389
10001- 20000	0	0	0	0	0	0	0	0	0	0	0	0	0	0	3389
20001- 30000	0	0	0	0	0	0	0	0	0	0	0	0	0	0	3389
30001- 40000	0	0	0	0	0	0	0	0	0	0	0	0	0	0	3389
40001- 50000	0	0	0	0	0	0	0	0	0	0	0	0	0	0	3389
50001-100000	0	0	0	0	0	0	0	0	0	0	0	0	0	0	3389
COLUMN TOTALS	0	0	1	0	0	0	0	0	0	0	0	0	0	4031	3389
CUMUL. TOTALS	3044	3044	3045	3045	3045	3045	3045	3045	3045	3045	3045	3045			

AVERAGE NUMBER OF BOILERS PER PLANT BY CAPACITY & LOAD FACTOR RANGE
ALL GAS-FIRED BOILERS

ENTRIES ARE NUMBER OF BOILERS DIVIDED BY NUMBER OF PLANTS FOR EACH CAPACITY & LOAD FACTOR PAIR

CAPACITY		PLANT LOAD FACTORS EQUAL	0.01-	0.10-	0.20-	0.30-	0.40-	0.50-	0.60-	0.70-
MBTU'S/HR		0.00	0.09	0.19	0.29	0.39	0.49	0.59	0.69	0.79
EQUAL	0	2.68	0.0	0.0	0.0	0.0	0.0	0.0	0.0	0.0
1-	10	1.34	1.47	1.27	1.21	1.28	1.31	1.24	1.40	1.21
11-	20	1.91	1.97	1.79	1.74	1.53	1.47	1.80	1.64	1.90
21-	30	1.73	1.88	2.07	2.09	1.33	2.38	2.00	1.50	1.50
31-	40	4.00	1.63	2.15	1.74	1.86	1.60	1.83	1.60	3.00
41-	50	1.57	2.00	1.79	2.47	1.13	2.00	1.71	2.33	2.17
51-	60	2.70	1.50	4.00	2.73	2.20	2.27	2.20	2.40	2.60
61-	70	5.00	2.08	2.54	1.75	3.14	2.25	2.00	1.67	1.00
71-	80	3.00	3.22	2.67	1.75	2.50	2.22	1.67	1.71	2.60
81-	90	4.00	2.38	2.25	3.33	2.60	2.00	2.71	0.0	0.0
91-	100	14.00	1.75	2.29	4.56	2.67	2.33	2.50	2.60	0.0
101-	200	2.36	2.51	2.47	2.74	3.36	3.00	3.09	2.45	2.85
201-	300	3.55	2.00	3.36	3.29	3.46	2.80	3.92	3.82	2.71
301-	400	3.00	3.50	2.73	5.38	3.33	2.14	1.50	3.40	4.40
401-	500	2.00	3.00	4.20	3.22	5.33	2.00	3.00	4.00	3.00
501-	600	4.00	8.75	3.50	3.00	4.00	6.67	2.67	3.33	4.50
601-	700	5.00	1.00	3.00	4.00	3.33	4.50	2.50	5.67	3.00
701-	800	1.00	5.33	7.00	6.25	0.0	0.0	10.00	0.0	1.67
801-	900	0.0	4.00	2.50	1.00	4.00	4.00	7.50	7.00	0.0
901-	1000	0.0	5.00	4.00	0.0	0.0	0.0	7.00	0.0	9.00
1001-	2000	3.50	3.56	6.40	4.17	3.50	8.00	13.75	0.0	4.67
2001-	3000	0.0	0.0	6.50	6.00	10.00	26.00	2.50	5.50	14.50
3001-	4000	0.0	0.0	0.0	0.0	3.00	0.0	17.00	7.00	0.0
4001-	5000	0.0	0.0	8.00	10.00	0.0	0.0	0.0	0.0	0.0
5001-	6000	0.0	0.0	0.0	0.0	9.00	0.0	0.0	0.0	0.0
6001-	7000	9.00	0.0	0.0	0.0	0.0	30.00	0.0	0.0	0.0
7001-	8000	0.0	0.0	0.0	0.0	0.0	0.0	0.0	0.0	0.0
8001-	9000	0.0	1.00	0.0	0.0	0.0	0.0	0.0	0.0	0.0
9001-	10000	0.0	0.0	0.0	8.00	0.0	0.0	0.0	0.0	0.0
10001-	20000	0.0	0.0	0.0	0.0	0.0	0.0	0.0	0.0	0.0
20001-	30000	0.0	0.0	0.0	0.0	0.0	0.0	0.0	0.0	0.0
30001-	40000	0.0	0.0	0.0	0.0	0.0	0.0	0.0	0.0	0.0
40001-	50000	0.0	0.0	0.0	0.0	0.0	0.0	0.0	0.0	0.0
50001-	100000	0.0	0.0	0.0	0.0	0.0	0.0	0.0	0.0	0.0
COLUMN TOTALS		2.53	2.20	2.25	2.39	2.58	2.51	2.77	2.56	2.73
CUMUL. TOTALS		0.0	2.20	2.23	2.28	2.34	2.37	2.41	2.42	2.43

IG8-1

BOILER POPULATION DATA - INDUSTRIAL BOILERS
AVERAGE NUMBER OF BOILERS PER PLANT BY CAPACITY & LOAD FACTOR RANGE
ALL GAS-FIRED BOILERS

ENTRIES ARE NUMBER OF BOILERS DIVIDED BY NUMBER OF PLANTS FOR EACH CAPACITY & LOAD FACTOR PAIR

CAPACITY MBTU'S/HR	PLANT LOAD FACTORS 0.80-0.89	0.90-0.99	TOTAL <1.00	EQUAL 1.00	ABOVE 1.00	ROW TOTAL	CUMTOT <1.00	CUMTOT ALL
EQUAL 0	0.0	0.0	2.68	0.0	1.91	2.30	0.0	0.0
1- 10	1.07	1.19	1.29	0.0	1.77	1.39	1.29	1.39
11- 20	1.00	1.89	1.77	0.0	1.75	1.77	1.45	1.51
21- 30	1.33	2.00	1.90	0.0	2.44	1.97	1.52	1.58
31- 40	0.0	2.08	1.92	0.0	1.58	1.89	1.58	1.62
41- 50	6.67	1.67	2.09	0.0	1.55	2.03	1.62	1.65
51- 60	2.25	2.25	2.54	0.0	3.38	2.60	1.70	1.72
61- 70	3.00	1.67	2.42	0.0	1.00	2.38	1.74	1.76
71- 80	1.00	3.00	2.39	0.0	2.45	2.40	1.77	1.79
81- 90	5.00	3.33	2.80	0.0	3.67	2.90	1.81	1.83
91- 100	2.33	1.00	2.85	0.0	2.60	2.82	1.85	1.86
101- 200	2.00	2.78	2.78	0.0	3.83	2.87	2.00	2.02
201- 300	1.86	3.17	3.10	0.0	4.71	3.18	2.09	2.10
301- 400	5.00	3.00	3.48	0.0	3.00	3.44	2.14	2.15
401- 500	3.00	2.50	3.20	0.0	5.60	3.43	2.17	2.19
501- 600	3.50	1.00	4.41	0.0	0.0	4.41	2.20	2.21
601- 700	3.50	1.50	3.58	0.0	0.0	3.58	2.22	2.23
701- 800	5.00	6.00	5.30	0.0	9.00	5.48	2.25	2.26
801- 900	0.0	1.00	4.09	0.0	2.50	3.85	2.26	2.27
901- 1000	0.0	1.50	4.63	0.0	0.0	4.63	2.27	2.28
1001- 2000	4.67	7.17	5.63	0.0	6.25	5.68	2.35	2.35
2001- 3000	29.00	1.00	9.24	0.0	1.00	8.78	2.41	2.40
3001- 4000	14.00	3.00	8.80	0.0	0.0	8.80	2.42	2.42
4001- 5000	0.0	0.0	9.00	0.0	1.00	6.33	2.43	2.42
5001- 6000	0.0	0.0	9.00	0.0	0.0	9.00	2.43	2.42
6001- 7000	0.0	0.0	19.50	0.0	0.0	19.50	2.45	2.44
7001- 8000	0.0	0.0	0.0	0.0	0.0	0.0	2.45	2.44
8001- 9000	0.0	0.0	1.00	0.0	0.0	1.00	2.45	2.44
9001- 10000	0.0	0.0	8.00	0.0	1.00	4.50	2.45	2.44
10001- 20000	0.0	0.0	0.0	0.0	0.0	0.0	2.45	2.44
20001- 30000	0.0	0.0	0.0	0.0	0.0	0.0	2.45	2.44
30001- 40000	0.0	0.0	0.0	0.0	0.0	0.0	2.45	2.44
40001- 50000	0.0	0.0	0.0	0.0	0.0	0.0	2.45	2.44
50001-100000	0.0	0.0	0.0	0.0	0.0	0.0	2.45	2.44
COLUMN TOTALS	3.09	2.45	2.47	0.0	2.18	2.04		
CUMUL. TOTALS	2.46	2.46	2.46	2.46	2.41			

BOILER CAPACITY BY BOILER LOAD FACTOR
ALL OIL-FIRED BOILERS

TABLE ENTRIES ARE NUMBER OF BOILERS
WITHIN CAPACITY AND LOAD FACTOR RANGES

BOILER LOAD FACTORS

CAPACITY MBTU'S/HR	EQUAL 0.00	0.01- 0.09	0.10- 0.19	0.20- 0.29	0.30- 0.39	0.40- 0.49	0.50- 0.59	0.60- 0.69	0.70- 0.79
EQUAL 0	144	0	0	0	0	0	0	0	0
1- 10	140	227	204	194	106	105	52	46	32
11- 20	86	187	118	115	93	48	36	29	23
21- 30	51	144	90	101	30	46	28	19	8
31- 40	15	99	57	45	40	31	12	5	8
41- 50	24	102	30	28	24	13	9	10	12
51- 60	24	61	37	29	18	6	10	4	3
61- 70	6	57	20	19	9	13	5	5	10
71- 80	11	63	27	30	9	9	5	10	8
81- 90	6	73	17	15	4	12	7	6	0
91- 100	17	31	15	13	8	8	1	6	4
101- 200	31	233	88	50	36	42	18	23	38
201- 300	14	75	22	19	11	11	10	8	10
301- 400	3	29	19	8	3	2	9	7	5
401- 500	1	18	5	2	0	3	1	1	0
501- 600	3	17	0	3	3	1	1	0	0
601- 700	0	3	1	1	1	0	3	5	0
701- 800	3	3	0	0	1	0	3	1	0
801- 900	0	2	3	0	0	0	0	0	0
901- 1000	0	1	1	0	0	0	0	0	0
1001- 2000	0	14	1	0	0	1	0	1	1
2001- 3000	0	2	0	0	0	0	0	0	0
3001- 4000	0	1	0	0	0	0	0	0	0
4001- 5000	0	1	0	0	0	0	0	0	0
5001- 6000	0	0	0	0	0	0	0	0	0
6001- 7000	0	0	0	0	0	0	0	0	0
7001- 8000	0	0	0	0	0	0	0	0	0
8001- 9000	0	0	0	0	0	0	0	0	0
9001- 10000	0	0	0	0	0	0	0	0	0
10001-100000	0	0	0	0	0	0	0	0	0
COLUMN TOTALS	579	1443	755	672	396	351	210	186	162
CUMUL. TOTALS	0	1443	2198	2870	3266	3617	3827	4013	4175

BOILER POPULATION DATA - INDUSTRIAL BOILERS
BOILER CAPACITY BY BOILER LOAD FACTOR AND CAPACITY
ALL OIL-FIRED BOILERS

TABLE ENTRIES ARE NUMBER OF BOILERS
WITHIN CAPACITY AND LOAD FACTOR RANGES

BOILER LOAD FACTORS

CAPACITY MBTU'S/HR	0.80-0.89	0.90-0.99	TOTAL <1.00	EQUAL 1.00	ABOVE 1.00	ROW TOTAL	CUMTOT <1.00	CUMTOT ALL
EQUAL 0	0	0	144	0	186	330	0	0
1- 10	29	20	1155	0	115	1270	1155	1270
11- 20	17	14	766	0	35	801	1921	2071
21- 30	15	7	539	0	20	559	2460	2630
31- 40	4	6	322	0	28	350	2782	2980
41- 50	7	8	267	0	9	276	3049	3256
51- 60	3	4	199	0	8	207	3248	3463
61- 70	3	3	150	0	3	153	3398	3616
71- 80	1	4	177	0	4	181	3575	3797
81- 90	2	1	143	0	2	145	3718	3942
91- 100	2	5	110	0	11	121	3828	4063
101- 200	12	13	584	0	14	598	4412	4661
201- 300	5	5	190	0	6	196	4602	4857
301- 400	2	5	92	0	2	94	4694	4951
401- 500	3	0	34	0	2	36	4728	4987
501- 600	2	0	30	0	0	30	4758	5017
601- 700	0	0	14	0	2	16	4772	5033
701- 800	0	0	11	0	0	11	4783	5044
801- 900	0	0	5	0	0	5	4788	5049
901- 1000	0	0	2	0	0	2	4790	5051
1001- 2000	1	0	19	0	0	19	4809	5070
2001- 3000	0	0	2	0	0	2	4811	5072
3001- 4000	0	0	1	0	0	1	4812	5073
4001- 5000	0	0	1	0	0	1	4813	5074
5001- 6000	0	0	0	0	0	0	4813	5074
6001- 7000	0	0	0	0	0	0	4813	5074
7001- 8000	0	0	0	0	0	0	4813	5074
8001- 9000	0	0	0	0	0	0	4813	5074
9001- 10000	0	0	0	0	0	0	4813	5074
10001-100000	0	0	0	0	0	0	4813	5074
COLUMN TOTALS	108	95	4957	0	447	5404		
CUMUL. TOTALS	4283	4378	4378	4378	4825			

PLANT CAPACITY BY PLANT LOAD FACTOR
ALL OIL-FIRED BOILERS

TABLE ENTRIES ARE NUMBER OF PLANTS
WITHIN CAPACITY AND LOAD FACTOR RANGES

CAPACITY MBTU'S/HR	PLANT LOAD FACTORS EQUAL 0.00	0.01-0.09	0.10-0.19	0.20-0.29	0.30-0.39	0.40-0.49	0.50-0.59	0.60-0.69	0.70-0.79
EQUAL 0	68	0	0	0	0	0	0	0	0
1- 10	37	145	96	106	50	49	33	21	14
11- 20	19	65	54	48	47	20	18	14	8
21- 30	12	48	46	58	19	24	15	12	2
31- 40	12	49	42	32	23	19	5	6	3
41- 50	5	42	23	24	12	14	9	5	3
51- 60	8	41	14	27	15	5	3	4	4
61- 70	3	32	13	5	9	8	5	1	2
71- 80	6	28	11	14	6	4	5	1	2
81- 90	2	14	15	8	6	1	4	3	0
91- 100	6	18	10	8	5	2	0	0	1
101- 200	19	124	54	40	29	17	10	11	4
201- 300	16	52	24	18	11	15	6	4	5
301- 400	4	42	7	11	4	7	1	4	3
401- 500	4	20	6	5	3	3	3	1	4
501- 600	2	16	8	3	3	1	1	3	0
601- 700	2	12	2	0	1	1	2	0	0
701- 800	0	7	3	2	1	1	0	3	0
801- 900	1	4	2	0	2	0	0	0	1
901- 1000	0	2	0	1	0	0	2	0	0
1001- 2000	3	15	7	0	1	4	7	9	2
2001- 3000	0	3	2	2	0	0	1	0	0
3001- 4000	0	2	0	1	0	0	0	0	0
4001- 5000	0	1	0	0	0	0	0	0	0
5001- 6000	0	0	0	0	1	0	0	0	0
6001- 7000	0	0	0	0	0	0	0	0	0
7001- 8000	0	0	0	0	0	0	0	0	0
8001- 9000	0	0	0	0	0	0	0	0	0
9001- 10000	0	1	0	0	0	0	0	0	0
10001- 20000	0	0	0	0	0	0	0	0	0
20001- 30000	0	0	0	0	0	0	0	0	0
30001- 40000	0	0	0	0	0	0	0	0	0
40001- 50000	0	0	0	0	0	0	0	0	0
50001-100000	0	0	0	0	0	0	0	0	0
COLUMN TOTALS	229	783	439	413	248	195	130	102	58
CUMUL. TOTALS	0	783	1222	1635	1883	2078	2208	2310	2368

BOILER POPULATION DATA - INDUSTRIAL BOILERS
PLANT CAPACITY BY PLANT LOAD FACTOR
ALL OIL-FIRED BOILERS

TABLE ENTRIES ARE NUMBER OF PLANTS
WITHIN CAPACITY AND LOAD FACTOR RANGES

CAPACITY MBTU'S/HR	PLANT LOAD FACTORS 0.80-0.89	0.90-0.99	TOTAL <1.00	EQUAL 1.00	ABOVE 1.00	ROW TOTAL	CUMTOT. <1.00	CUMTOT ALL
EQUAL 0	0	0	68	0	136	204	0	0
1- 10	14	5	570	0	51	621	570	621
11- 20	11	9	313	0	11	324	883	945
21- 30	5	11	252	0	6	258	1135	1203
31- 40	3	4	198	0	6	204	1333	1407
41- 50	2	2	141	0	5	146	1474	1553
51- 60	3	0	124	0	5	129	1598	1682
61- 70	1	1	80	0	2	82	1678	1764
71- 80	1	3	81	0	6	87	1759	1851
81- 90	0	0	53	0	1	54	1812	1905
91- 100	3	2	55	0	5	60	1867	1965
101- 200	5	6	319	0	15	334	2186	2299
201- 300	3	0	154	0	4	158	2340	2457
301- 400	2	1	86	0	3	89	2426	2546
401- 500	1	0	50	0	1	51	2476	2597
501- 600	3	2	42	0	0	42	2518	2639
601- 700	0	1	21	0	1	22	2539	2661
701- 800	1	0	18	0	3	21	2557	2682
801- 900	0	0	10	0	0	10	2567	2692
901- 1000	0	0	5	0	0	5	2572	2697
1001- 2000	2	1	51	0	0	51	2623	2748
2001- 3000	0	0	8	0	0	8	2631	2756
3001- 4000	0	0	3	0	0	3	2634	2759
4001- 5000	0	0	1	0	0	1	2635	2760
5001- 6000	0	0	1	0	0	1	2636	2761
6001- 7000	0	0	0	0	0	0	2636	2761
7001- 8000	0	0	0	0	0	0	2636	2761
8001- 9000	0	0	0	0	0	0	2636	2761
9001- 10000	0	0	1	0	0	1	2637	2762
10001- 20000	0	0	0	0	0	0	2637	2762
20001- 30000	0	0	0	0	0	0	2637	2762
30001- 40000	0	0	0	0	0	0	2637	2762
40001- 50000	0	0	0	0	0	0	2637	2762
50001-100000	0	0	0	0	0	0	2637	2762
COLUMN TOTALS	60	48	2705	0	261	2966		
CUMUL. TOTALS	2428	2476	2476	2476	2737			

ALL OIL-FIRED BOILERS
BOILER AND PLANT NUMBER DISTRIBUTIONS

X--INDIVIDUAL BOILERS
*--INDIVIDUAL PLANTS

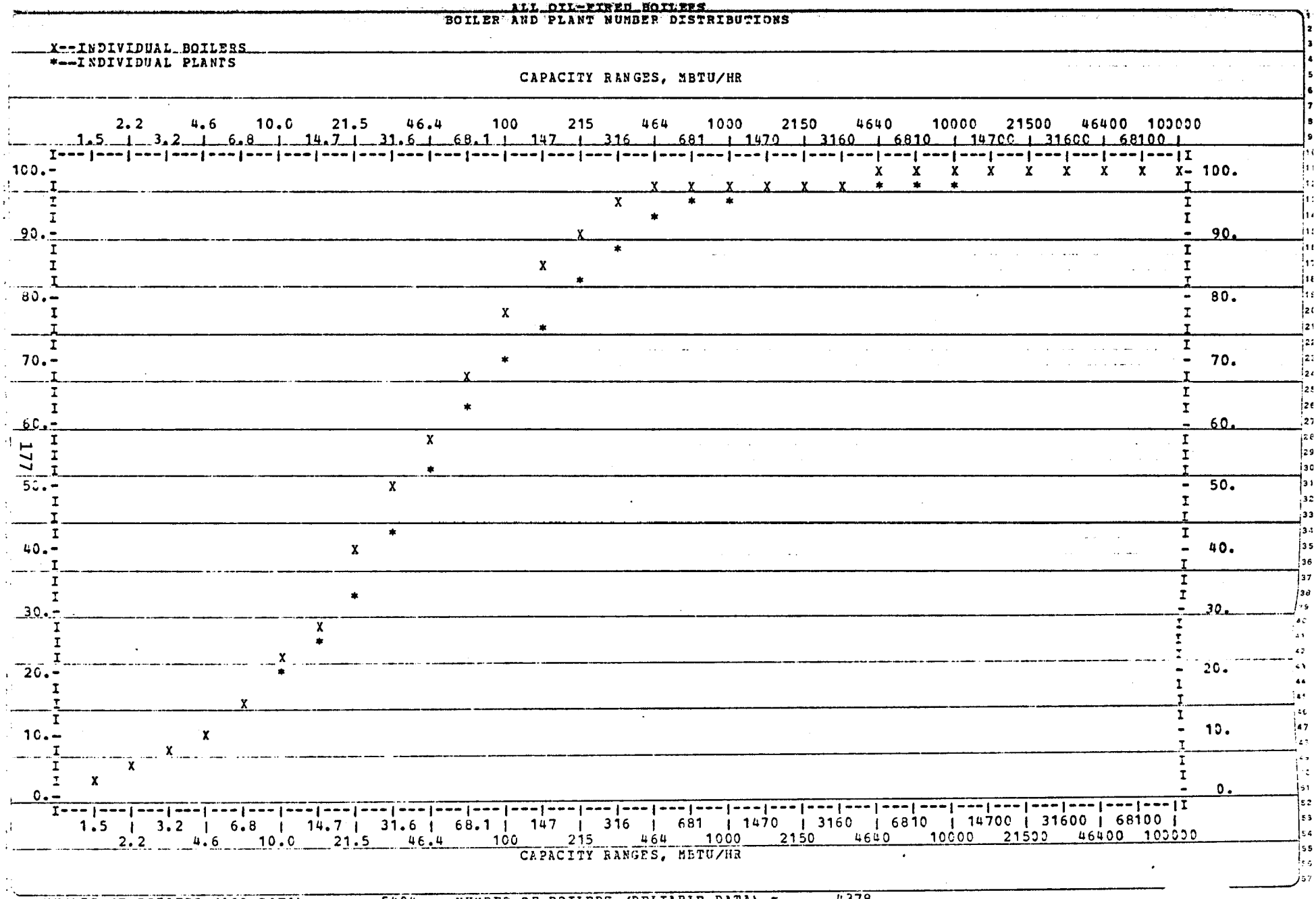

NUMBER OF BOILERS (ALL DATA) = 5404 NUMBER OF BOILERS (RELIABLE DATA) = 4378
NUMBER OF PLANTS (ALL DATA) = 2966 NUMBER OF PLANTS (RELIABLE DATA) = 2476

BOILER POPULATION DATA - INDUSTRIAL BOILERS
ALL OIL-FIRED BOILERS

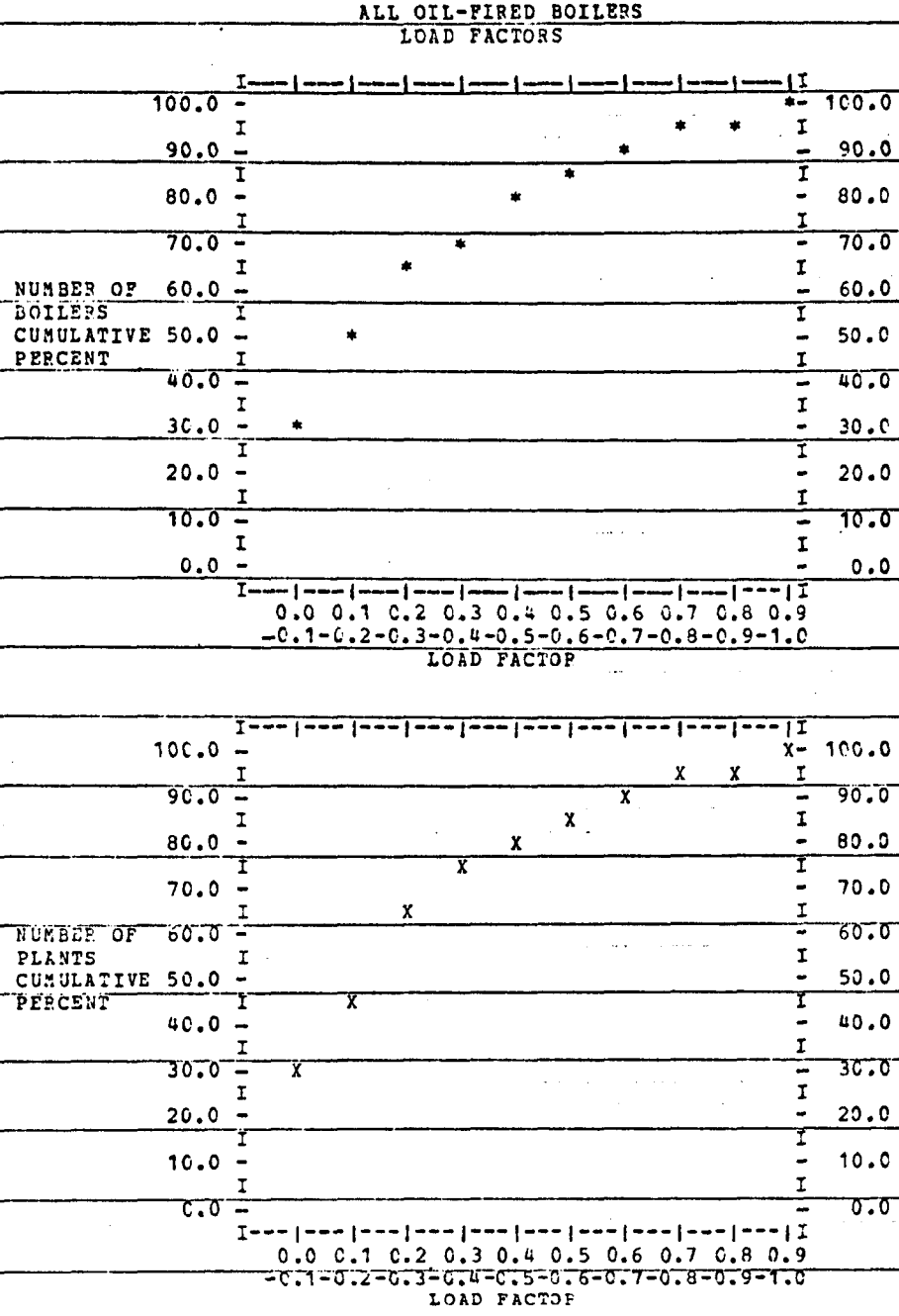

NUMBER OF BOILERS (ALL DATA) - 5404 NUMBER OF BOILERS (RELIABLE DATA) - 4378

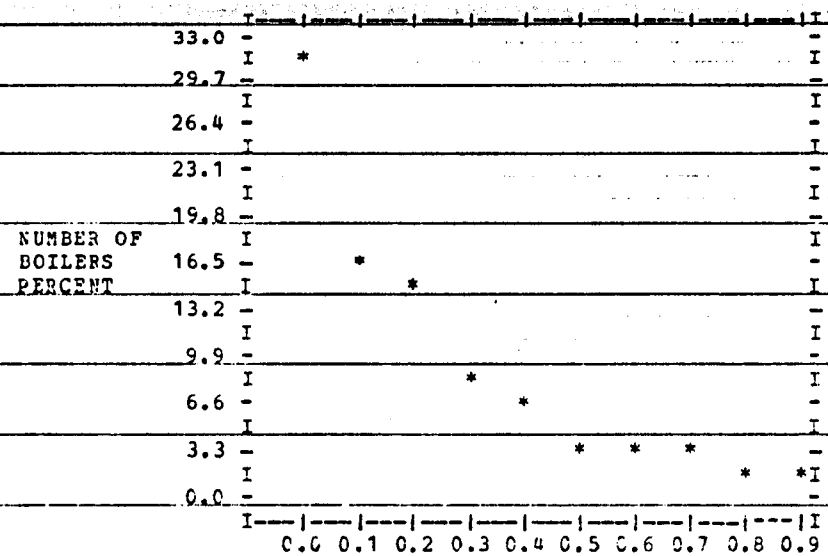

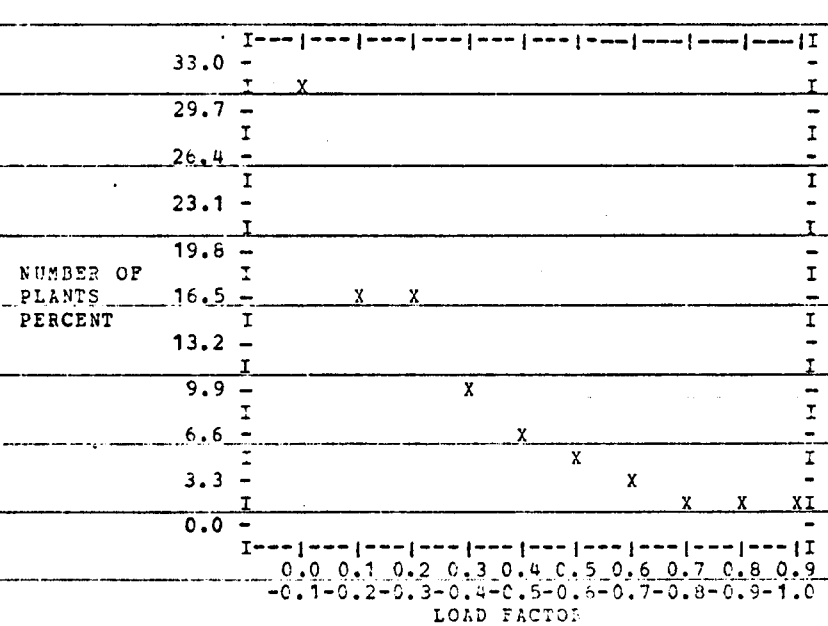

NUMBER OF BOILERS (ALL DATA) = 5404 NUMBER OF BOILERS (RELIABLE DATA) = 4378
NUMBER OF PLANTS (ALL DATA) = 2966 NUMBER OF PLANTS (RELIABLE DATA) = 2476

BOILER POPULATION DATA - INDUSTRIAL BOILERS
BOILER CAPACITY BY BOILER LOAD FACTOR AND CAPACITY
ALL OIL-FIRED BOILERS

TABLE ENTRIES ARE TOTAL CAPACITY
WITHIN CAPACITY AND LOAD FACTOR RANGES

BOILER LOAD FACTORS

CAPACITY MBTU'S/HR	EQUAL 0.00	0.01- 0.09	0.10- 0.19	0.20- 0.29	0.30- 0.39	0.40- 0.49	0.50- 0.59	0.60- 0.69	0.70- 0.79
EQUAL 0	0.	0.	0.	0.	0.	0.	0.	0.	0.
1- 10	811.	1164.	1002.	986.	502.	483.	264.	216.	152.
11- 20	1270.	2876.	1789.	1717.	1511.	723.	589.	451.	344.
21- 30	1274.	3678.	2246.	2537.	794.	1196.	718.	499.	202.
31- 40	556.	3593.	2031.	1674.	1467.	1122.	435.	178.	301.
41- 50	1101.	4804.	1389.	1295.	1104.	591.	416.	457.	546.
51- 60	1363.	3454.	2080.	1661.	1014.	349.	595.	216.	178.
61- 70	410.	3748.	1313.	1253.	583.	851.	326.	318.	673.
71- 80	853.	4816.	2060.	2265.	695.	670.	372.	758.	610.
81- 90	524.	6295.	1484.	1280.	340.	1009.	608.	527.	0.
91- 100	1646.	3025.	1468.	1261.	792.	775.	92.	584.	400.
101- 200	4095.	33716.	12358.	6951.	5382.	6203.	2478.	3512.	5167.
201- 300	3389.	18288.	5432.	4678.	2809.	2634.	2537.	1831.	2666.
301- 400	996.	10070.	6872.	2893.	978.	754.	3121.	2456.	1768.
401- 500	500.	8253.	2242.	883.	0.	1393.	451.	500.	0.
501- 600	1800.	9367.	0.	1726.	1660.	510.	546.	0.	0.
601- 700	0.	1971.	700.	680.	622.	0.	1876.	3348.	0.
701- 800	2359.	2296.	0.	0.	800.	0.	2247.	708.	0.
801- 900	0.	1679.	2550.	0.	0.	0.	0.	0.	0.
901- 1000	0.	1000.	930.	0.	0.	0.	0.	0.	0.
1001- 2000	0.	21252.	1870.	0.	0.	1870.	0.	1477.	1139.
2001- 3000	0.	4460.	0.	0.	0.	0.	0.	0.	0.
3001- 4000	0.	3020.	0.	0.	0.	0.	0.	0.	0.
4001- 5000	0.	4540.	0.	0.	0.	0.	0.	0.	0.
5001- 6000	0.	0.	0.	0.	0.	0.	0.	0.	0.
6001- 7000	0.	0.	0.	0.	0.	0.	0.	0.	0.
7001- 8000	0.	0.	0.	0.	0.	0.	0.	0.	0.
8001- 9000	0.	0.	0.	0.	0.	0.	0.	0.	0.
9001- 10000	0.	0.	0.	0.	0.	0.	0.	0.	0.
10001-100000	0.	0.	0.	0.	0.	0.	0.	0.	0.
COLUMN TOTALS	22947.	157965.	49816.	33740.	21053.	21133.	17671.	18031.	14146.
CUMUL. TOTALS	0.	157965.	207781.	241521.	262574.	283707.	301378.	319409.	333555.

BOILER POPULATION DATA - INDUSTRIAL BOILERS
BOILER CAPACITY BY BOILER LOAD FACTOR AND CAPACITY
ALL OIL-FIRED BOILERS

TABLE ENTRIES ARE TOTAL CAPACITY
WITHIN CAPACITY AND LOAD FACTOR RANGES

CAPACITY MBTU'S/HR	BOILER LOAD FACTORS 0.80-0.89	0.90-0.99	TOTAL <1.00	EQUAL 1.00	ABOVE 1.00	ROW TOTAL	CUMTOT <1.00	CUMTOT ALL
EQUAL 0	0.	0.	0.	0.	0.	0.	0.	0.
1- 10	144.	124.	5848.	0.	471.	6319.	5848.	6319.
11- 20	264.	205.	11739.	0.	495.	12234.	17587.	18553.
21- 30	424.	192.	13755.	0.	489.	14244.	31342.	32797.
31- 40	137.	219.	11713.	0.	1015.	12728.	43055.	45525.
41- 50	325.	369.	12397.	0.	392.	12789.	55452.	58314.
51- 60	157.	230.	11297.	0.	469.	11766.	66749.	70080.
61- 70	203.	204.	9862.	0.	196.	10078.	76631.	80158.
71- 80	72.	307.	13478.	0.	305.	13783.	90109.	93941.
81- 90	176.	90.	12333.	0.	178.	12511.	102442.	106452.
91- 100	200.	484.	10727.	0.	1080.	11807.	113169.	118259.
101- 200	1908.	2052.	83822.	0.	2160.	85982.	196991.	204241.
201- 300	1294.	1058.	46616.	0.	1559.	48175.	243607.	252416.
301- 400	776.	1813.	33097.	0.	738.	33835.	276704.	286251.
401- 500	1386.	0.	15608.	0.	929.	16537.	292312.	302788.
501- 600	1183.	0.	16792.	0.	0.	16792.	309104.	319580.
601- 700	0.	0.	9197.	0.	1246.	10443.	318301.	330023.
701- 800	0.	0.	8410.	0.	0.	8410.	326711.	338433.
801- 900	0.	0.	4229.	0.	0.	4229.	330940.	342662.
901- 1000	0.	0.	1930.	0.	0.	1930.	332870.	344592.
1001- 2000	1032.	0.	28640.	0.	0.	28640.	361510.	373232.
2001- 3000	0.	0.	4460.	0.	0.	4460.	365970.	377692.
3001- 4000	0.	0.	3020.	0.	0.	3020.	368990.	380712.
4001- 5000	0.	0.	4540.	0.	0.	4540.	373530.	385252.
5001- 6000	0.	0.	0.	0.	0.	0.	373530.	385252.
6001- 7000	0.	0.	0.	0.	0.	0.	373530.	385252.
7001- 8000	0.	0.	0.	0.	0.	0.	373530.	385252.
8001- 9000	0.	0.	0.	0.	0.	0.	373530.	385252.
9001- 10000	0.	0.	0.	0.	0.	0.	373530.	385252.
10001-100000	0.	0.	0.	0.	0.	0.	373530.	385252.
COLUMN TOTALS	9681.	7347.	373530.	0.	11722.	385252.		
CUMUL. TOTALS	343236.	350583.	350583.	350583.	362305.			

BOILER POPULATION DATA - INDUSTRIAL BOILERS
PLANT CAPACITY BY PLANT LOAD FACTOR AND CAPACITY
ALL OIL-FIRED BOILERS

TABLE ENTRIES ARE TOTAL CAPACITY
WITHIN CAPACITY AND LOAD FACTOR RANGES

PLANT LOAD FACTORS

CAPACITY MBTU'S/HR		EQUAL 0.00	0.01- 0.09	0.10- 0.19	0.20- 0.29	0.30- 0.39	0.40- 0.49	0.50- 0.59	0.60- 0.69	0.70- 0.79
EQUAL	0	0.	0.	0.	0.	0.	0.	0.	0.	0.
1-	10	219.	700.	429.	464.	206.	208.	155.	97.	71.
11-	20	300.	1030.	838.	711.	754.	295.	286.	218.	121.
21-	30	313.	1247.	1170.	1487.	483.	617.	394.	314.	46.
31-	40	425.	1767.	1502.	1162.	814.	677.	177.	219.	113.
41-	50	225.	1954.	1044.	1077.	551.	637.	417.	220.	141.
51-	60	446.	2331.	797.	1515.	865.	276.	176.	232.	238.
61-	70	197.	2090.	871.	342.	589.	526.	323.	62.	132.
71-	80	464.	2141.	828.	1038.	461.	317.	378.	79.	150.
81-	90	165.	1210.	1301.	698.	519.	84.	341.	256.	0.
91-	100	594.	1747.	962.	764.	479.	194.	0.	0.	100.
101-	200	2599.	18183.	7761.	5745.	4365.	2455.	1504.	1699.	556.
201-	300	3788.	13104.	5936.	4488.	2724.	3768.	1452.	901.	1221.
301-	400	1409.	14648.	2431.	3742.	1364.	2505.	330.	1361.	976.
401-	500	1745.	8881.	2624.	2204.	1360.	1321.	1405.	500.	1732.
501-	600	1120.	8675.	4340.	1619.	1722.	510.	546.	1685.	0.
601-	700	1296.	7844.	1300.	0.	608.	670.	1255.	0.	0.
701-	800	0.	5194.	2251.	1478.	750.	747.	0.	2307.	0.
801-	900	802.	3359.	1724.	0.	1692.	0.	0.	0.	872.
901-	1000	0.	1950.	0.	969.	0.	0.	1870.	0.	0.
1001-	2000	3984.	20991.	8878.	0.	1439.	5295.	9756.	12891.	2782.
2001-	3000	0.	7182.	5465.	5175.	0.	0.	2214.	0.	0.
3001-	4000	0.	6470.	0.	3164.	0.	0.	0.	0.	0.
4001-	5000	0.	4540.	0.	0.	0.	0.	0.	0.	0.
5001-	6000	0.	0.	0.	0.	5500.	0.	0.	0.	0.
6001-	7000	0.	0.	0.	0.	0.	0.	0.	0.	0.
7001-	8000	0.	0.	0.	0.	0.	0.	0.	0.	0.
8001-	9000	0.	0.	0.	0.	0.	0.	0.	0.	0.
9001-	10000	0.	10000.	0.	0.	0.	0.	0.	0.	0.
10001-	20000	0.	0.	0.	0.	0.	0.	0.	0.	0.
20001-	30000	0.	0.	0.	0.	0.	0.	0.	0.	0.
30001-	40000	0.	0.	0.	0.	0.	0.	0.	0.	0.
40001-	50000	0.	0.	0.	0.	0.	0.	0.	0.	0.
50001-	100000	0.	0.	0.	0.	0.	0.	0.	0.	0.
COLUMN TOTALS		20091.	147238.	52452.	37842.	27245.	21102.	22979.	23041.	9251.
CUMUL. TOTALS		0.	147238.	199690.	237532.	264777.	285879.	308858.	331899.	341150.

BOILER POPULATION DATA - INDUSTRIAL BOILERS
PLANT CAPACITY BY PLANT LOAD FACTOR AND CAPACITY
ALL OIL-FIRED BOILERS

TABLE ENTRIES ARE TOTAL CAPACITY
WITHIN CAPACITY AND LOAD FACTOR RANGES

CAPACITY MBTU'S/HR	PLANT LOAD FACTORS 0.80-0.89	0.90-0.99	TOTAL <1.00	EQUAL 1.00	ABOVE 1.00	ROW TOTAL	CUMTOT <1.00	CUMTOT ALL
EQUAL 0	0.	0.	0.	0.	0.	0.	0.	0.
1- 10	68.	25.	2642.	0.	200.	2842.	2642.	2842.
11- 20	163.	143.	4859.	0.	172.	5031.	7501.	7873.
21- 30	129.	291.	6491.	0.	154.	6645.	13992.	14518.
31- 40	105.	149.	7110.	0.	201.	7311.	21102.	21829.
41- 50	88.	85.	6439.	0.	227.	6666.	27541.	28495.
51- 60	163.	0.	7039.	0.	285.	7324.	34580.	35819.
61- 70	70.	70.	5272.	0.	132.	5404.	39852.	41223.
71- 80	72.	232.	6160.	0.	444.	6604.	46012.	47827.
81- 90	0.	0.	4574.	0.	82.	4656.	50586.	52483.
91- 100	298.	184.	5322.	0.	488.	5810.	55908.	58293.
101- 200	730.	827.	46424.	0.	2269.	48693.	102332.	106986.
201- 300	790.	0.	38172.	0.	1038.	39210.	140504.	146196.
301- 400	760.	344.	29870.	0.	1118.	30988.	170374.	177184.
401- 500	432.	0.	22204.	0.	459.	22663.	192578.	199847.
501- 600	1740.	1116.	23073.	0.	0.	23073.	215651.	222920.
601- 700	0.	658.	13631.	0.	609.	14240.	229282.	237150.
701- 800	780.	0.	13507.	0.	2267.	15774.	242789.	252934.
801- 900	0.	0.	8449.	0.	0.	8449.	251238.	261383.
901- 1000	0.	0.	4789.	0.	0.	4789.	256027.	266172.
1001- 2000	2127.	1227.	69370.	0.	0.	69370.	325397.	335542.
2001- 3000	0.	0.	20036.	0.	0.	20036.	345433.	355578.
3001- 4000	0.	0.	9634.	0.	0.	9634.	355067.	365212.
4001- 5000	0.	0.	4540.	0.	0.	4540.	359607.	369752.
5001- 6000	0.	0.	5500.	0.	0.	5500.	365107.	375252.
6001- 7000	0.	0.	0.	0.	0.	0.	365107.	375252.
7001- 8000	0.	0.	0.	0.	0.	0.	365107.	375252.
8001- 9000	0.	0.	0.	0.	0.	0.	365107.	375252.
9001- 10000	0.	0.	10000.	0.	0.	10000.	375107.	385252.
10001- 20000	0.	0.	0.	0.	0.	0.	375107.	385252.
20001- 30000	0.	0.	0.	0.	0.	0.	375107.	385252.
30001- 40000	0.	0.	0.	0.	0.	0.	375107.	385252.
40001- 50000	0.	0.	0.	0.	0.	0.	375107.	385252.
50001-100000	0.	0.	0.	0.	0.	0.	375107.	385252.
COLUMN TOTALS	8515.	5351.	375107.	0.	10145.	385252.		
CUMUL. TOTALS	349665.	355016.	355016.	355016.	365161.			

ALL OIL-FIRED BOILERS
BOILER AND PLANT SIZE DISTRIBUTIONS

X--INDIVIDUAL BOILERS
*--PLANTS

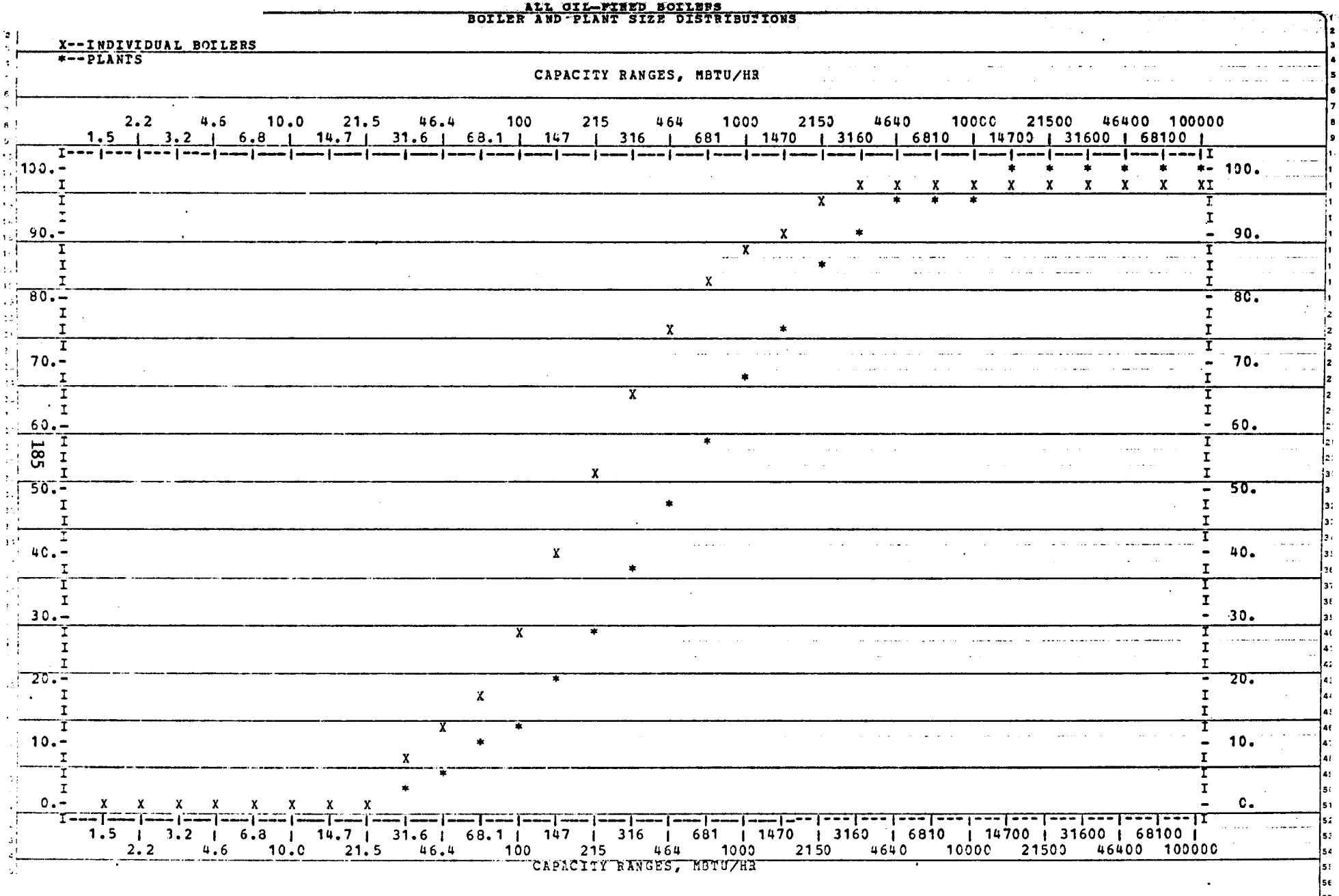

BOILER CATACITIES (ALL DATA) = 385252. BOILER CAPACITIES (RELIABLE DATA) = 350583.
PLANT CAPACITIES (ALL DATA) = 385252. PLANT CAPACITIES (RELIABLE DATA) = 355016.

BOILER POPULATION DATA - INDUSTRIAL BOILERS
ALL OIL-FIRED BOILERS
LOAD FACTORS

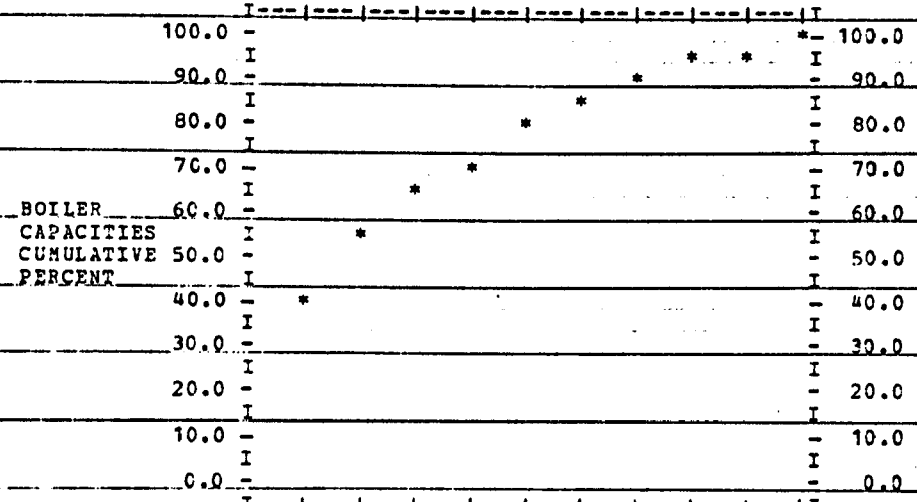

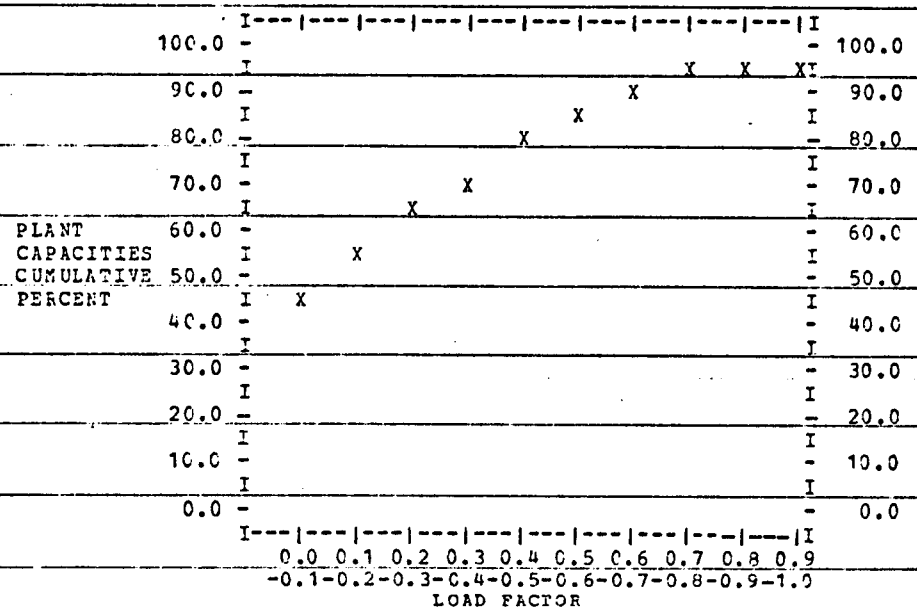

BOILER CAPACITIES (ALL DATA) = 385252. BOILER CAPACITIES (RELIABLE DATA) = 350583.

IO2-6

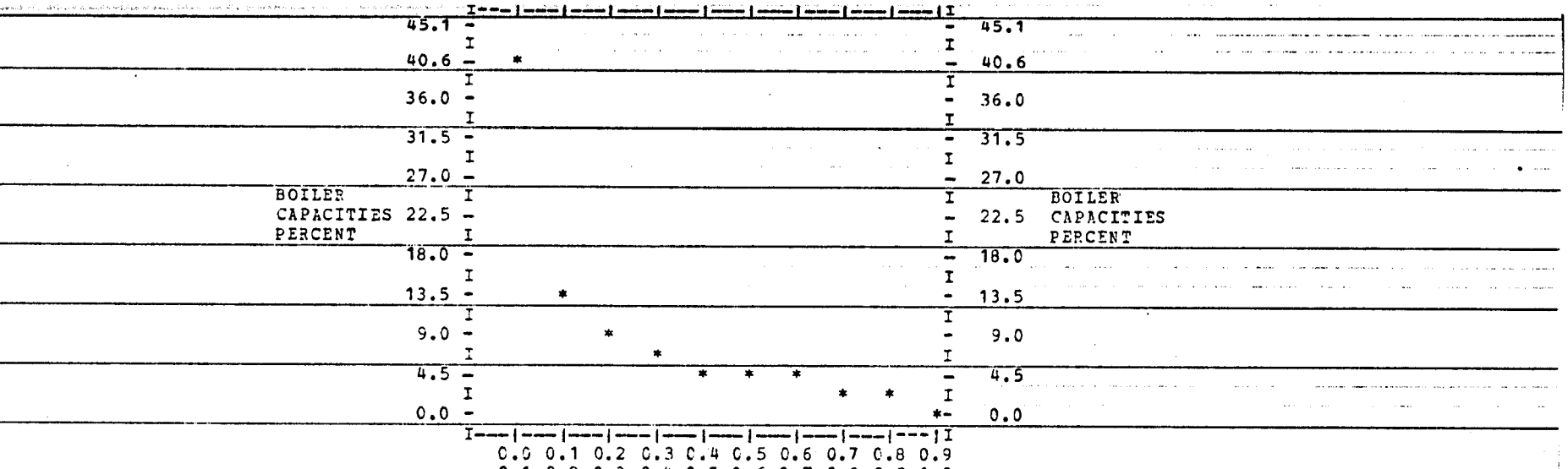

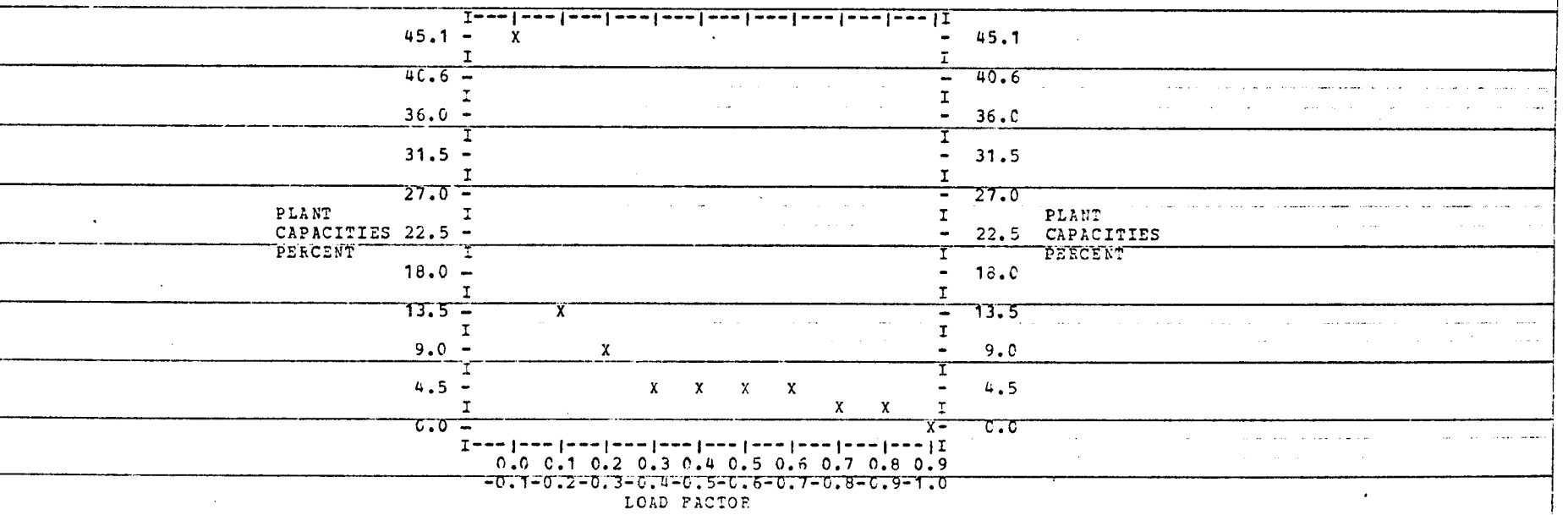

BOILER CATACITIES (ALL DATA) = 385252. BOILER CAPACITIES (RELIABLE DATA) = 350583.
PLANT CAPACITIES (ALL DATA) = 385252. PLANT CAPACITIES (RELIABLE DATA) = 355016.

TABLE ENTRIES ARE NUMBER OF BOILERS
WITHIN CAPACITY AND FUEL SULFUR CONTENT RANGES

BOILER FUEL SULFUR CONTENT (WEIGHT PERCENT, EQUIVALENT BTU BASIS)

CAPACITY MBTU'S/HR	EQUAL 0.	>0. -.2	>.2 -.3	>.3 -.4	>.4 -.6	>.6 -.8	>.8 -1.0	>1.0 -1.2	>1.2 -1.5
EQUAL 0	189	14	22	3	21	9	17	2	10
1- 10	164	173	149	41	114	44	92	15	90
11- 20	107	56	43	18	68	23	52	11	49
21- 30	56	33	22	12	27	21	57	6	33
31- 40	76	18	15	4	38	18	9	5	41
41- 50	31	11	13	3	41	9	26	3	20
51- 60	30	8	8	2	19	12	23	5	14
61- 70	9	7	8	1	23	8	6	3	27
71- 80	14	14	1	0	20	12	23	5	10
81- 90	9	10	15	2	12	4	19	2	2
91- 100	20	5	4	1	8	5	12	3	7
101- 200	36	19	28	11	56	50	70	19	41
201- 300	17	14	5	8	11	16	22	10	13
301- 400	3	4	3	0	14	9	5	7	5
401- 500	2	2	0	1	3	5	6	1	3
501- 600	5	0	6	0	0	4	5	2	1
601- 700	0	0	0	0	2	1	1	0	2
701- 800	3	0	0	0	1	0	0	0	2
801- 900	0	0	0	0	2	1	0	0	0
901- 1000	0	0	0	0	0	0	1	0	1
1001- 2000	0	0	0	0	2	0	3	0	4
2001- 3000	0	0	0	0	2	0	0	0	0
3001- 4000	0	0	0	0	0	0	0	0	0
4001- 5000	0	0	0	0	1	0	0	0	0
5001- 6000	0	0	0	0	0	0	0	0	0
6001- 7000	0	0	0	0	0	0	0	0	0
7001- 8000	0	0	0	0	0	0	0	0	0
8001- 9000	0	0	0	0	0	0	0	0	0
9001- 10000	0	0	0	0	0	0	0	0	0
10001-100000	0	0	0	0	0	0	0	0	0
COLUMN TOTALS	711	388	342	107	485	251	449	99	375
CUMUL. TOTALS	711	1099	1441	1548	2033	2284	2733	2832	3207

BOILER POPULATION DATA - INDUSTRIAL BOILERS
BOILER CAPACITY BY BOILER FUEL SULFUR CONTENT
ALL OIL-FIRED BOILERS

TABLE ENTRIES ARE NUMBER OF BOILERS
WITHIN CAPACITY AND FUEL SULFUR CONTENT RANGES

BOILER FUEL SULFUR CONTENT (WEIGHT PERCENT, EQUIVALENT BTU BASIS)

CAPACITY MBTU'S/HR	>1.5 -2.0	>2.0 -2.5	>2.5 -3.0	>3.0 -3.5	>3.5 -4.0	>4.0 -5.0	>5.0	ROW TOTAL	CUMTOT ALL
EQUAL 0	26	14	2	1	0	0	0	330	330
1- 10	190	180	13	3	0	2	0	1270	1600
11- 20	216	137	14	4	1	2	0	801	2401
21- 30	127	135	17	3	3	3	4	559	2960
31- 40	90	76	12	6	2	0	0	350	3310
41- 50	56	43	16	3	1	0	0	276	3586
51- 60	34	43	5	4	0	0	0	207	3793
61- 70	27	29	4	1	0	0	0	153	3946
71- 80	30	41	7	3	0	1	0	181	4127
81- 90	23	37	7	0	0	3	0	145	4272
91- 100	18	27	9	2	0	0	0	121	4393
101- 200	83	140	28	16	0	0	1	598	4991
201- 300	19	47	10	2	2	0	0	196	5187
301- 400	14	19	4	7	0	0	0	94	5281
401- 500	5	6	1	1	0	0	0	36	5317
501- 600	3	3	1	0	0	0	0	30	5347
601- 700	1	7	2	0	0	0	0	16	5363
701- 800	2	3	0	0	0	0	0	11	5374
801- 900	1	0	1	0	0	0	0	5	5379
901- 1000	0	0	0	0	0	0	0	2	5381
1001- 2000	8	2	0	0	0	0	0	19	5400
2001- 3000	0	0	0	0	0	0	0	2	5402
3001- 4000	1	0	0	0	0	0	0	1	5403
4001- 5000	0	0	0	0	0	0	0	1	5404
5001- 6000	0	0	0	0	0	0	0	0	5404
6001- 7000	0	0	0	0	0	0	0	0	5404
7001- 8000	0	0	0	0	0	0	0	0	5404
8001- 9000	0	0	0	0	0	0	0	0	5404
9001- 10000	0	0	0	0	0	0	0	0	5404
10001-100000	0	0	0	0	0	0	0	0	5404
COLUMN TOTALS	974	989	153	56	9	11	5	5404	
CUMUL. TOTALS	4181	5170	5323	5379	5388	5399	5404		

TABLE ENTRIES ARE NUMBER OF PLANTS
WITHIN CAPACITY AND FUEL SULFUR CONTENT RANGES

PLANT FUEL SULFUR CONTENT (WEIGHT PERCENT, EQUIVALENT BTU BASIS)

CAPACITY MBTU'S/HR	EQUAL 0.	>0. -.2	>.2 -.3	>.3 -.4	>.4 -.6	>.6 -.8	>.8 -1.0	>1.0 -1.2	>1.2 -1.5
EQUAL 0	100	12	19	2	15	4	9	2	9
1- 10	54	98	73	16	46	24	65	11	39
11- 20	28	23	25	6	19	8	25	8	31
21- 30	17	16	22	6	17	11	14	1	18
31- 40	13	16	7	0	11	12	11	4	20
41- 50	6	10	9	1	14	5	9	1	10
51- 60	10	5	9	2	9	7	15	2	13
61- 70	4	2	4	2	8	5	6	3	7
71- 80	6	7	3	0	6	4	11	1	7
81- 90	3	2	3	1	6	2	7	0	3
91- 100	7	4	1	2	3	3	7	3	7
101- 200	26	23	15	6	41	20	27	8	21
201- 300	17	11	5	4	20	7	22	1	17
301- 400	4	4	6	1	11	6	5	4	9
401- 500	5	2	0	2	6	1	7	3	4
501- 600	2	0	3	0	4	4	6	1	2
601- 700	2	0	0	0	4	1	1	2	2
701- 800	1	1	2	0	1	1	0	0	3
801- 900	1	0	1	0	3	0	0	0	0
901- 1000	0	0	0	0	0	0	2	0	0
1001- 2000	4	1	2	1	5	1	7	3	5
2001- 3000	0	0	0	0	2	1	1	1	1
3001- 4000	0	0	0	0	0	2	0	0	0
4001- 5000	0	0	0	0	1	0	0	0	0
5001- 6000	0	0	0	0	0	0	0	0	0
6001- 7000	0	0	0	0	0	0	0	0	0
7001- 8000	0	0	0	0	0	0	0	0	0
8001- 9000	0	0	0	0	0	0	0	0	0
9001- 10000	0	0	0	0	0	0	0	0	0
10001- 20000	0	0	0	0	0	0	0	0	0
20001- 30000	0	0	0	0	0	0	0	0	0
30001- 40000	0	0	0	0	0	0	0	0	0
40001- 50000	0	0	0	0	0	0	0	0	0
50001-100000	0	0	0	0	0	0	0	0	0
COLUMN TOTALS	310	237	209	52	252	129	257	59	228
CUMUL. TOTALS	310	547	756	808	1060	1189	1446	1505	1733

BOILER POPULATION DATA - INDUSTRIAL BOILERS
PLANT CAPACITY BY PLANT FUEL SULFUR CONTENT
ALL OIL-FIRED BOILERS

TABLE ENTRIES ARE NUMBER OF PLANTS
WITHIN CAPACITY AND FUEL SULFUR CONTENT RANGES

PLANT FUEL SULFUR CONTENT (WEIGHT PERCENT, EQUIVALENT BTU BASIS)

CAPACITY MBTU'S/HR	>1.5 -2.0	>2.0 -2.5	>2.5 -3.0	>3.0 -3.5	>3.5 -4.0	>4.0 -5.0	>5.0	ROW TOTAL	CUMTOT ALL
EQUAL 0	19	10	2	1	0	0	0	204	204
1- 10	79	105	9	2	0	0	0	621	825
11- 20	81	62	6	1	1	0	0	324	1149
21- 30	61	60	13	1	0	1	0	258	1407
31- 40	58	42	7	2	1	0	0	204	1611
41- 50	33	35	9	4	0	0	0	146	1757
51- 60	25	26	6	0	0	0	0	129	1886
61- 70	22	13	4	1	0	1	0	82	1968
71- 80	18	17	6	1	0	0	0	87	2055
81- 90	9	12	4	0	0	1	1	54	2109
91- 100	12	6	4	1	0	0	0	60	2169
101- 200	58	64	18	5	1	0	1	334	2503
201- 300	25	23	3	3	0	0	0	158	2661
301- 400	17	17	2	2	1	0	0	89	2750
401- 500	7	10	2	1	1	0	0	51	2801
501- 600	6	10	4	0	0	0	0	42	2843
601- 700	4	3	2	1	0	0	0	22	2865
701- 800	2	10	0	0	0	0	0	21	2886
801- 900	3	1	1	0	0	0	0	10	2896
901- 1000	0	3	0	0	0	0	0	5	2901
1001- 2000	5	13	3	1	0	0	0	51	2952
2001- 3000	0	1	0	1	0	0	0	8	2960
3001- 4000	1	0	0	0	0	0	0	3	2963
4001- 5000	0	0	0	0	0	0	0	1	2964
5001- 6000	0	1	0	0	0	0	0	1	2965
6001- 7000	0	0	0	0	0	0	0	0	2965
7001- 8000	0	0	0	0	0	0	0	0	2965
8001- 9000	0	0	0	0	0	0	0	0	2965
9001- 10000	1	0	0	0	0	0	0	1	2966
10001- 20000	0	0	0	0	0	0	0	0	2966
20001- 30000	0	0	0	0	0	0	0	0	2966
30001- 40000	0	0	0	0	0	0	0	0	2966
40001- 50000	0	0	0	0	0	0	0	0	2966
50001-100000	0	0	0	0	0	0	0	0	2966
COLUMN TOTALS	546	544	105	28	5	3	2	2966	
CUMUL. TOTALS	2279	2823	2928	2956	2961	2964	2966		

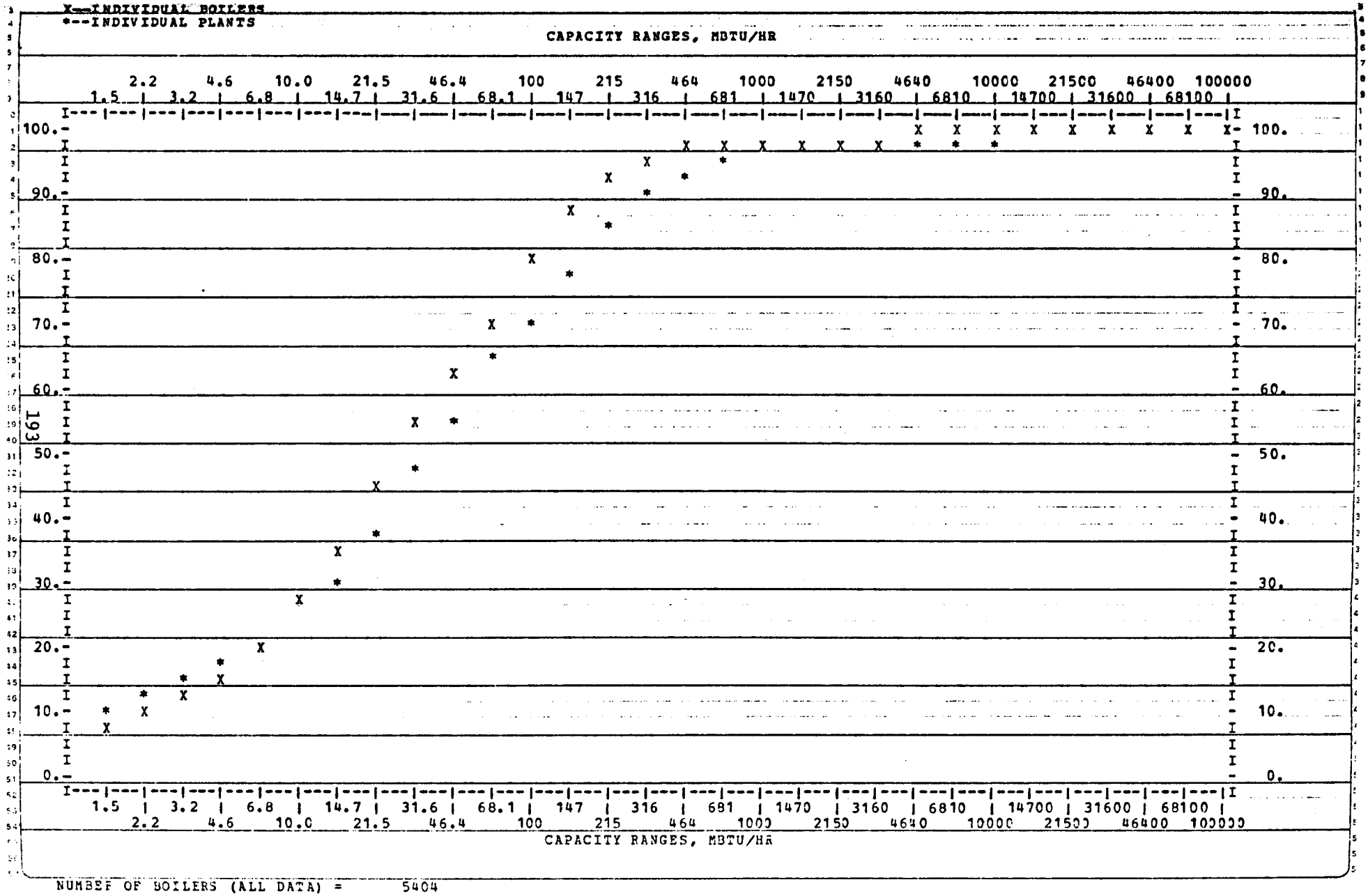

NUMBEF OF BOILERS (ALL DATA) = 5404
NUMBER OF PLANTS (ALL DATA) = 2966

BOILER POPULATION DATA - INDUSTRIAL BOILERS
ALL OIL-FIRED BOILERS
FUEL SULFUR CONTENTS

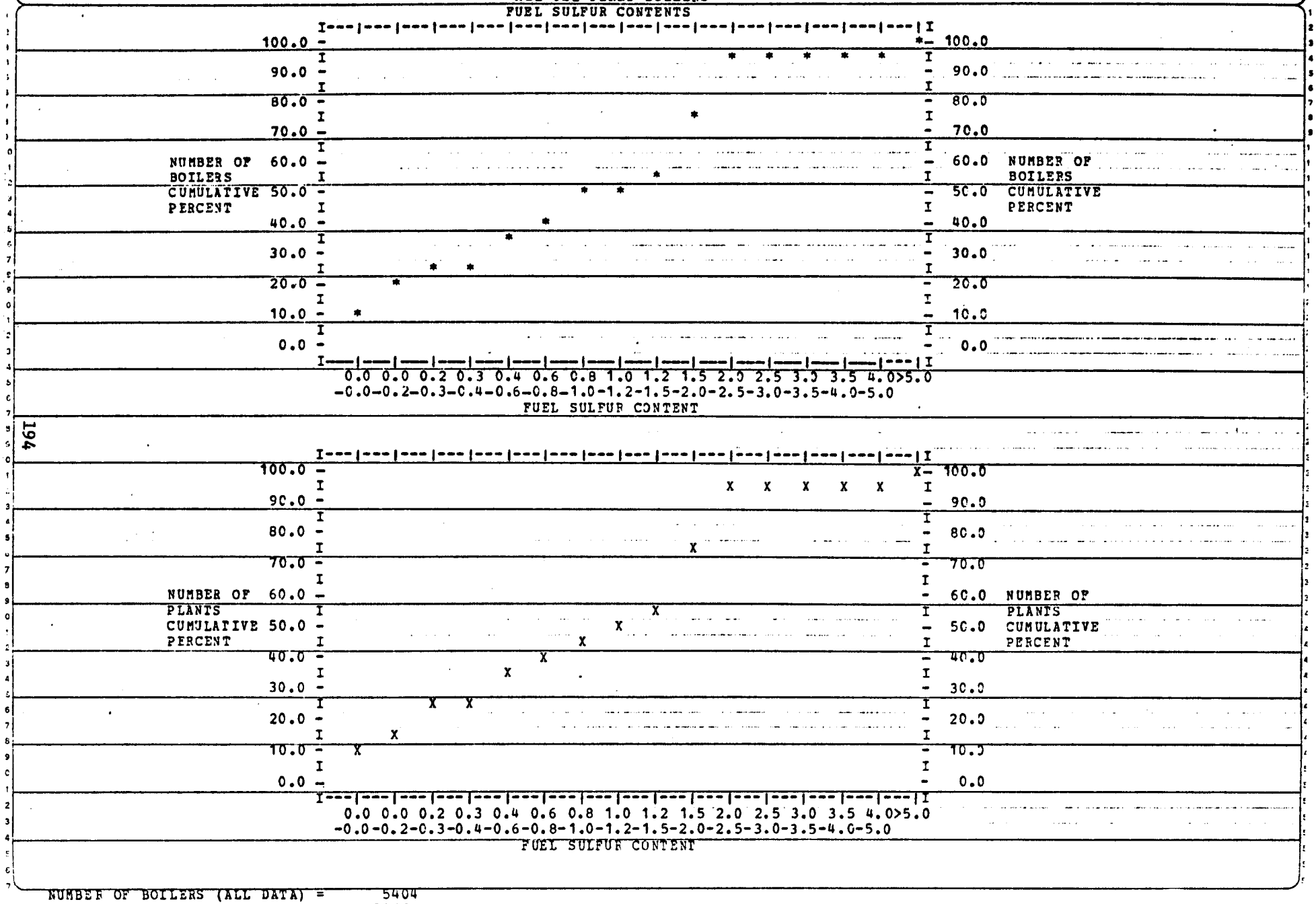

NUMBER OF BOILERS (ALL DATA) = 5404
NUMBER OF PLANTS (ALL DATA) = 2966

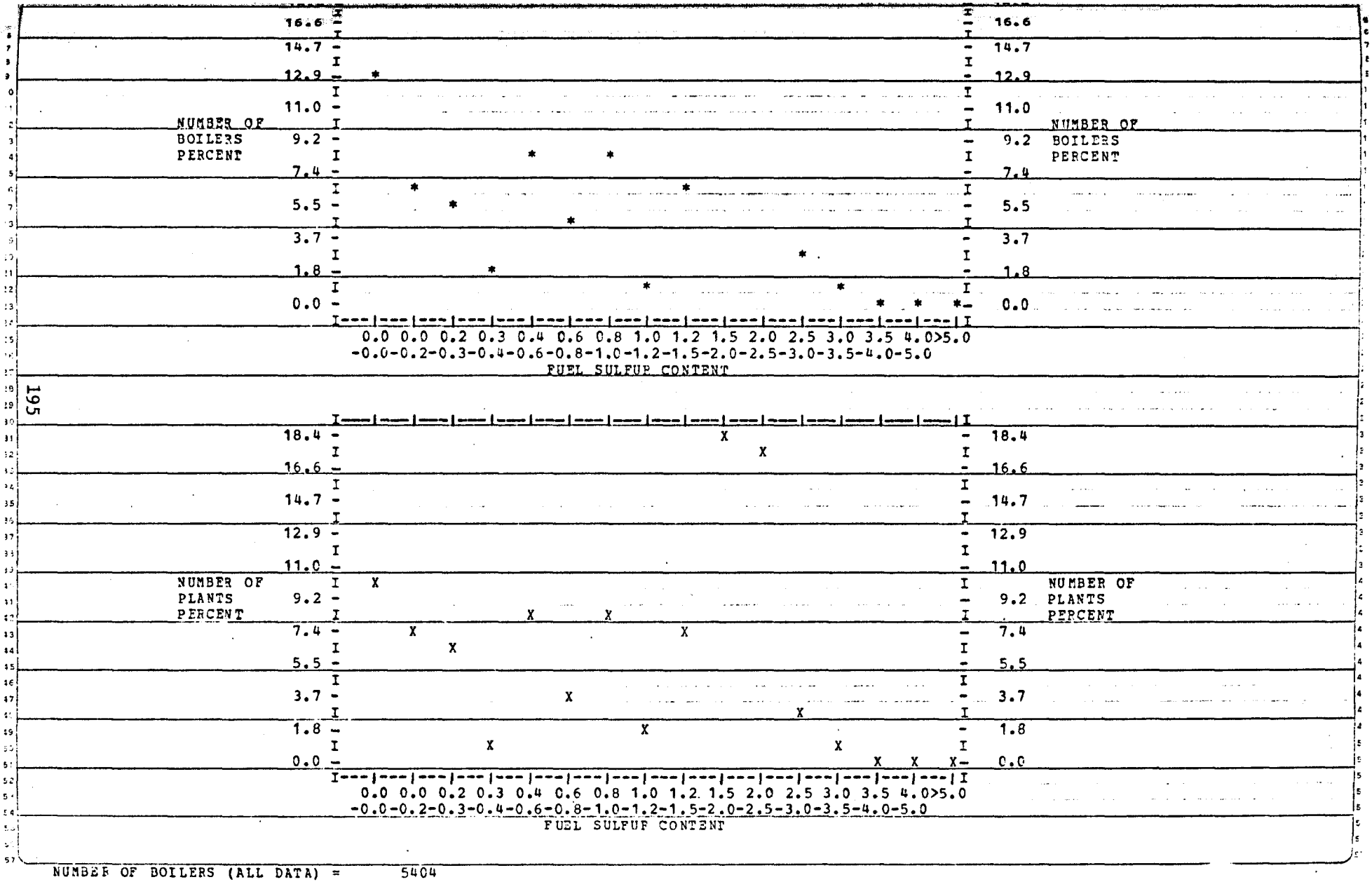

NUMBER OF BOILERS (ALL DATA) = 5404
NUMBER OF PLANTS (ALL DATA) = 2966

TABLE ENTRIES ARE TOTAL CAPACITY
WITHIN CAPACITY AND FUEL SULFUR CONTENT RANGES

BOILER FUEL SULFUR CONTENT (WEIGHT PERCENT, EQUIVALENT BTU BASIS)

CAPACITY MBTU'S/HR	EQUAL 0.	>0. -.2	>.2 -.3	>.3 -.4	>.4 -.6	>.6 -.8	>.8 -1.0	>1.0 -1.2	>1.2 -1.5
EQUAL 0	0.	0.	0.	0.	0.	0.	0.	0.	0.
1- 10	921.	710.	595.	162.	566.	195.	412.	60.	501.
11- 20	1567.	878.	657.	266.	998.	374.	788.	163.	751.
21- 30	1403.	806.	581.	306.	715.	543.	1493.	156.	850.
31- 40	587.	635.	514.	144.	1395.	652.	324.	185.	1477.
41- 50	1446.	517.	590.	136.	1917.	405.	1200.	135.	948.
51- 60	1710.	457.	437.	104.	1091.	669.	1312.	284.	793.
61- 70	602.	447.	530.	70.	1508.	536.	397.	196.	1779.
71- 80	1083.	1065.	72.	0.	1496.	937.	1777.	381.	777.
81- 90	784.	815.	1321.	176.	1038.	359.	1627.	173.	174.
91- 100	1946.	498.	392.	100.	770.	485.	1182.	285.	685.
101- 200	4837.	2634.	3821.	1429.	8021.	7108.	10297.	2849.	5873.
201- 300	4104.	3307.	1277.	2099.	2597.	4091.	5347.	2474.	3384.
301- 400	996.	1433.	1012.	0.	4911.	3316.	1905.	2401.	1826.
401- 500	913.	862.	0.	435.	1382.	2250.	2764.	491.	1353.
501- 600	2824.	0.	3442.	0.	0.	2236.	2875.	1105.	505.
601- 700	0.	0.	0.	0.	1335.	680.	700.	0.	1281.
701- 800	2359.	0.	0.	0.	800.	0.	0.	0.	1546.
801- 900	0.	0.	0.	0.	1679.	900.	0.	0.	0.
901- 1000	0.	0.	0.	0.	0.	0.	930.	0.	1000.
1001- 2000	0.	0.	0.	0.	2305.	0.	5156.	0.	5823.
2001- 3000	0.	0.	0.	0.	4460.	0.	0.	0.	0.
3001- 4000	0.	0.	0.	0.	0.	0.	0.	0.	0.
4001- 5000	0.	0.	0.	0.	4540.	0.	0.	0.	0.
5001- 6000	0.	0.	0.	0.	0.	0.	0.	0.	0.
6001- 7000	0.	0.	0.	0.	0.	0.	0.	0.	0.
7001- 8000	0.	0.	0.	0.	0.	0.	0.	0.	0.
8001- 9000	0.	0.	0.	0.	0.	0.	0.	0.	0.
9001- 10000	0.	0.	0.	0.	0.	0.	0.	0.	0.
10001-100000	0.	0.	0.	0.	0.	0.	0.	0.	0.
COLUMN TOTALS	28082.	15064.	15241.	5427.	43524.	25736.	40486.	11338.	31326.
CUMUL. TOTALS	28082.	43146.	58387.	63814.	107338.	133074.	173560.	184898.	216224.

BOILER POPULATION DATA - INDUSTRIAL BOILERS
BOILER CAPACITY BY BOILER FUEL SULFUR CONTENT AND CAPACITY
ALL OIL-FIRED BOILERS

TABLE ENTRIES ARE TOTAL CAPACITY
WITHIN CAPACITY AND FUEL SULFUR CONTENT RANGES

BOILER FUEL SULFUR CONTENT (WEIGHT PERCENT, EQUIVALENT BTU BASIS)

CAPACITY MBTU'S/HR	>1.5 -2.0	>2.0 -2.5	>2.5 -3.0	>3.0 -3.5	>3.5 -4.0	>4.0 -5.0	>5.0	ROW TOTAL	CUMTOT ALL
EQUAL 0	0.	0.	0.	0.	0.	0.	0.	0.	0.
1- 10	1124.	968.	82.	13.	0.	10.	0.	6319.	6319.
11- 20	3355.	2128.	207.	63.	17.	22.	0.	12234.	18553.
21- 30	3167.	3473.	421.	77.	78.	63.	112.	14244.	32797.
31- 40	3306.	2773.	440.	226.	70.	0.	0.	12728.	45525.
41- 50	2579.	1960.	767.	143.	46.	0.	0.	12789.	58314.
51- 60	1945.	2437.	287.	240.	0.	0.	0.	11766.	70080.
61- 70	1775.	1906.	268.	64.	0.	0.	0.	10078.	80158.
71- 80	2276.	3102.	511.	234.	0.	72.	0.	13783.	93941.
81- 90	1987.	3184.	603.	0.	0.	270.	0.	12511.	106452.
91- 100	1756.	2638.	870.	200.	0.	0.	0.	11807.	118259.
101- 200	11669.	20803.	4260.	2219.	0.	0.	162.	85982.	204241.
201- 300	4479.	11684.	2407.	505.	420.	0.	0.	48175.	252416.
301- 400	4932.	6777.	1538.	2788.	0.	0.	0.	33835.	286251.
401- 500	2410.	2785.	410.	482.	0.	0.	0.	16537.	302788.
501- 600	1688.	1607.	510.	0.	0.	0.	0.	16792.	319580.
601- 700	668.	4565.	1214.	0.	0.	0.	0.	10443.	330023.
701- 800	1488.	2217.	0.	0.	0.	0.	0.	8410.	338433.
801- 900	814.	0.	836.	0.	0.	0.	0.	4229.	342662.
901- 1000	0.	0.	0.	0.	0.	0.	0.	1930.	344592.
1001- 2000	11616.	3740.	0.	0.	0.	0.	0.	28640.	373232.
2001- 3000	0.	0.	0.	0.	0.	0.	0.	4460.	377692.
3001- 4000	3020.	0.	0.	0.	0.	0.	0.	3020.	380712.
4001- 5000	0.	0.	0.	0.	0.	0.	0.	4540.	385252.
5001- 6000	0.	0.	0.	0.	0.	0.	0.	0.	385252.
6001- 7000	0.	0.	0.	0.	0.	0.	0.	0.	385252.
7001- 8000	0.	0.	0.	0.	0.	0.	0.	0.	385252.
8001- 9000	0.	0.	0.	0.	0.	0.	0.	0.	385252.
9001- 10000	0.	0.	0.	0.	0.	0.	0.	0.	385252.
10001-100000	0.	0.	0.	0.	0.	0.	0.	0.	385252.
COLUMN TOTALS	66054.	78747.	15631.	7254.	631.	437.	274.	385252.	
CUMUL. TOTALS	282278.	361025.	376656.	383910.	384541.	384978.	385252.		

TABLE ENTRIES ARE TOTAL CAPACITY
WITHIN CAPACITY AND FUEL SULFUR CONTENT RANGES

PLANT FUEL SULFUR CONTENT (WEIGHT PERCENT, EQUIVALENT BTU BASIS)

CAPACITY MBTU'S/HR	EQUAL 0.	>0. -.2	>.2 -.3	>.3 -.4	>.4 -.6	>.6 -.8	>.8 -1.0	>1.0 -1.2	>1.2 -1.5
EQUAL 0	0.	0.	0.	0.	0.	0.	0.	0.	0.
1- 10	299.	411.	264.	62.	163.	86.	256.	39.	226.
11- 20	430.	360.	387.	88.	282.	133.	396.	107.	475.
21- 30	438.	416.	609.	155.	447.	276.	355.	25.	460.
31- 40	461.	571.	237.	0.	388.	414.	412.	143.	712.
41- 50	267.	476.	400.	50.	641.	230.	420.	44.	461.
51- 60	566.	273.	501.	119.	526.	386.	862.	119.	733.
61- 70	267.	138.	266.	132.	534.	323.	392.	192.	467.
71- 80	464.	530.	223.	0.	464.	313.	841.	79.	528.
81- 90	251.	172.	256.	88.	508.	179.	602.	0.	257.
91- 100	694.	398.	95.	192.	288.	288.	682.	277.	677.
101- 200	3663.	3412.	2171.	848.	5827.	2928.	4133.	1123.	3248.
201- 300	4003.	2756.	1241.	1069.	4863.	1855.	5482.	234.	4252.
301- 400	1409.	1472.	2057.	334.	3793.	2105.	1727.	1316.	3154.
401- 500	2158.	876.	0.	879.	2728.	467.	3166.	1403.	1706.
501- 600	1120.	0.	1659.	0.	2259.	2165.	3305.	505.	1012.
601- 700	1296.	0.	0.	0.	2683.	699.	608.	1318.	1281.
701- 800	750.	729.	1470.	0.	798.	725.	0.	0.	2274.
801- 900	802.	0.	860.	0.	2499.	0.	0.	0.	0.
901- 1000	0.	0.	0.	0.	0.	0.	1944.	0.	0.
1001- 2000	5008.	1522.	2805.	1021.	5990.	1135.	10417.	4608.	6573.
2001- 3000	0.	0.	0.	0.	4460.	2955.	2262.	2940.	2680.
3001- 4000	0.	0.	0.	0.	0.	6614.	0.	0.	0.
4001- 5000	0.	0.	0.	0.	4540.	0.	0.	0.	0.
5001- 6000	0.	0.	0.	0.	0.	0.	0.	0.	0.
6001- 7000	0.	0.	0.	0.	0.	0.	0.	0.	0.
7001- 8000	0.	0.	0.	0.	0.	0.	0.	0.	0.
8001- 9000	0.	0.	0.	0.	0.	0.	0.	0.	0.
9001- 10000	0.	0.	0.	0.	0.	0.	0.	0.	0.
10001- 20000	0.	0.	0.	0.	0.	0.	0.	0.	0.
20001- 30000	0.	0.	0.	0.	0.	0.	0.	0.	0.
30001- 40000	0.	0.	0.	0.	0.	0.	0.	0.	0.
40001- 50000	0.	0.	0.	0.	0.	0.	0.	0.	0.
50001-100000	0.	0.	0.	0.	0.	0.	0.	0.	0.
COLUMN TOTALS	24346.	14512.	15501.	5037.	44681.	24276.	38262.	14472.	31176.
CUMUL. TOTALS	24346.	38858.	54359.	59396.	104077.	128353.	166615.	181087.	212263.

BOILER POPULATION DATA - INDUSTRIAL BOILERS
PLANT CAPACITY BY PLANT FUEL SULFUR CONTENT AND CAPACITY
ALL OIL-FIRED BOILERS

TABLE ENTRIES ARE TOTAL CAPACITY
WITHIN CAPACITY AND FUEL SULFUR CONTENT RANGES

PLANT FUEL SULFUR CONTENT (WEIGHT PERCENT, EQUIVALENT BTU BASIS)

CAPACITY MBTU'S/HR	>1.5 -2.0	>2.0 -2.5	>2.5 -3.0	>3.0 -3.5	>3.5 -4.0	>4.0 -5.0	>5.0	ROW TOTAL	CUMTOT ALL
EQUAL 0	0.	0.	0.	0.	0.	0.	0.	0.	0.
1- 10	465.	501.	57.	13.	0.	0.	0.	2842.	2842.
11- 20	1284.	950.	103.	19.	17.	0.	0.	5031.	7873.
21- 30	1521.	1569.	324.	28.	0.	22.	0.	6645.	14518.
31- 40	2093.	1527.	253.	66.	34.	0.	0.	7311.	21829.
41- 50	1479.	1588.	424.	186.	0.	0.	0.	6666.	28495.
51- 60	1407.	1487.	345.	0.	0.	0.	0.	7324.	35819.
61- 70	1440.	865.	261.	64.	0.	63.	0.	5404.	41223.
71- 80	1349.	1301.	437.	75.	0.	0.	0.	6604.	47827.
81- 90	788.	1032.	354.	0.	0.	82.	87.	4656.	52483.
91- 100	1157.	581.	381.	100.	0.	0.	0.	5810.	58293.
101- 200	8343.	9332.	2671.	672.	160.	0.	162.	48693.	106986.
201- 300	6053.	5858.	799.	745.	0.	0.	0.	39210.	146196.
301- 400	5947.	5845.	729.	710.	390.	0.	0.	30988.	177184.
401- 500	3033.	4485.	860.	482.	420.	0.	0.	22663.	199847.
501- 600	3336.	5475.	2237.	0.	0.	0.	0.	23073.	222920.
601- 700	2581.	1937.	1225.	612.	0.	0.	0.	14240.	237160.
701- 800	1494.	7534.	0.	0.	0.	0.	0.	15774.	252934.
801- 900	2564.	888.	836.	0.	0.	0.	0.	8449.	261383.
901- 1000	0.	2845.	0.	0.	0.	0.	0.	4789.	266172.
1001- 2000	7554.	18139.	3580.	1018.	0.	0.	0.	69370.	335542.
2001- 3000	0.	2214.	0.	2525.	0.	0.	0.	20036.	355578.
3001- 4000	3020.	0.	0.	0.	0.	0.	0.	9634.	365212.
4001- 5000	0.	0.	0.	0.	0.	0.	0.	4540.	369752.
5001- 6000	0.	5500.	0.	0.	0.	0.	0.	5500.	375252.
6001- 7000	0.	0.	0.	0.	0.	0.	0.	0.	375252.
7001- 8000	0.	0.	0.	0.	0.	0.	0.	0.	375252.
8001- 9000	0.	0.	0.	0.	0.	0.	0.	0.	375252.
9001- 10000	10000.	0.	0.	0.	0.	0.	0.	10000.	385252.
10001- 20000	0.	0.	0.	0.	0.	0.	0.	0.	385252.
20001- 30000	0.	0.	0.	0.	0.	0.	0.	0.	385252.
30001- 40000	0.	0.	0.	0.	0.	0.	0.	0.	385252.
40001- 50000	0.	0.	0.	0.	0.	0.	0.	0.	385252.
50001-100000	0.	0.	0.	0.	0.	0.	0.	0.	385252.
COLUMN TOTALS	66908.	81453.	15876.	7315.	1021.	167.	249.	385252.	
CUMUL. TOTALS	279171.	360624.	376500.	383815.	384836.	385003.	385252.		

200

X--INDIVIDUAL BOILERS
*--PLANTS

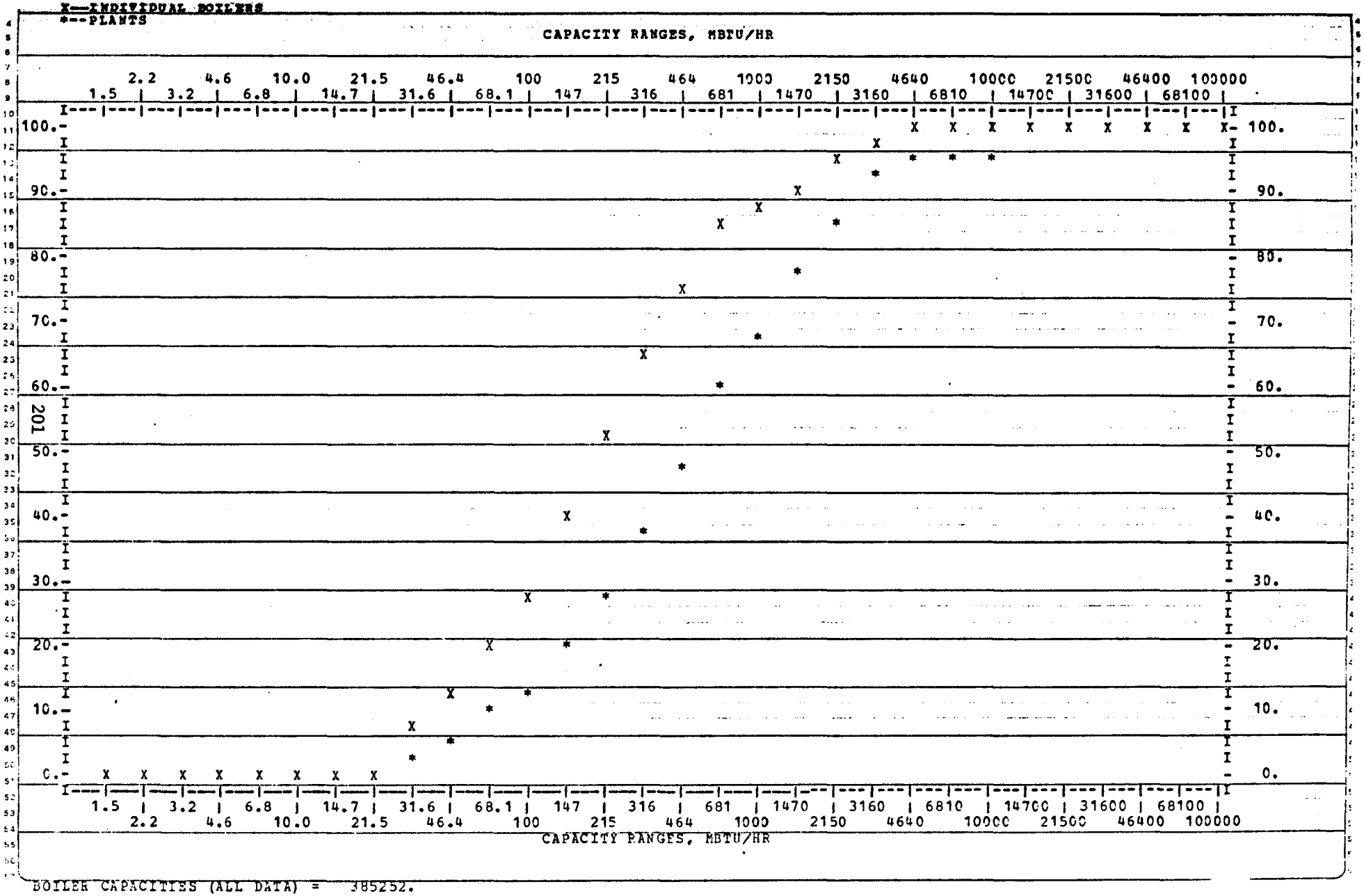

BOILER CAPACITIES (ALL DATA) = 385252.
PLANT CAPACITIES (ALL DATA) = 385252.

BOILER POPULATION DATA - INDUSTRIAL BOILERS
ALL OIL-FIRED BOILERS
FUEL SULFUR CONTENTS



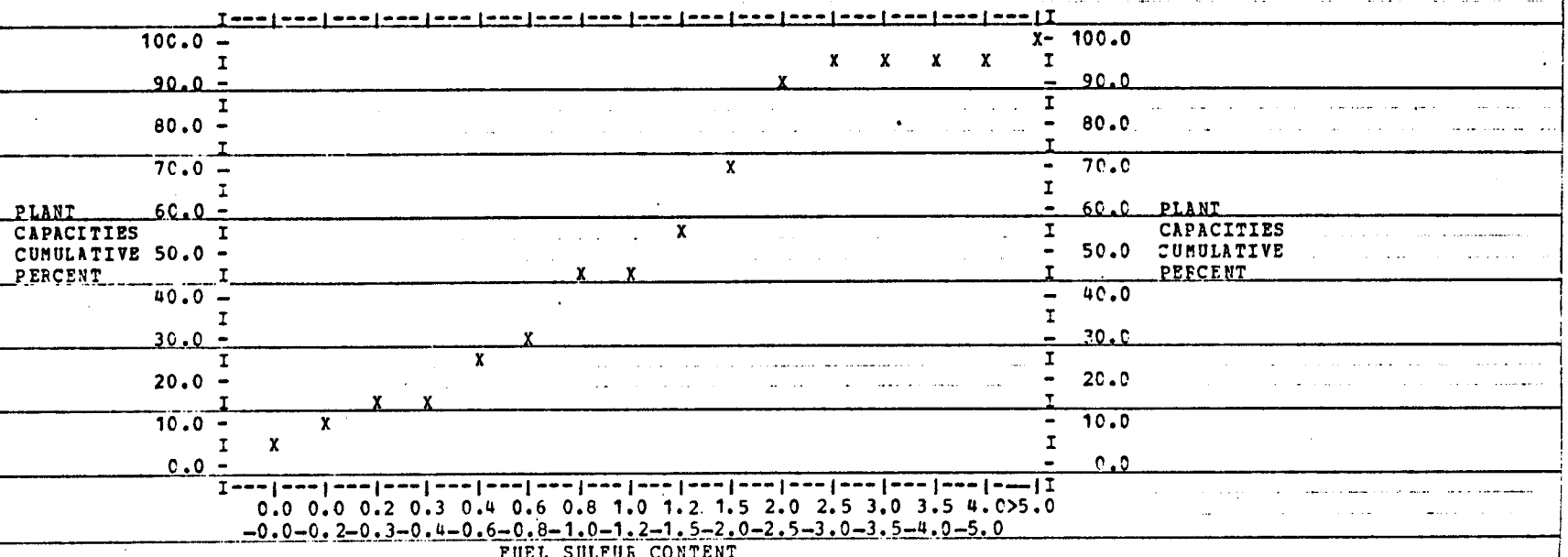

BOILER CAPACITIES (ALL DATA) = 385252.
PLANT CAPACITIES (ALL DATA) = 385252.



BOILER CAPACITIES (ALL DATA) = 385252.
PLANT CAPACITIES (ALL DATA) = 385252.

TABLE ENTRIES ARE TOTAL BOILER SULFUR EMISSIONS, TONS/YEAR
WITHIN CAPACITY AND FUEL SULFUR CONTENT RANGES

BOILER FUEL SULFUR CONTENT (WEIGHT PERCENT, EQUIVALENT BTU BASIS)

CAPACITY MBTU'S/HR	EQUAL 0.	>0. -.2	>.2 -.3	>.3 -.4	>.4 -.6	>.6 -.8	>.8 -1.0	>1.0 -1.2	>1.2 -1.5
EQUAL 0	0.	0.	0.	0.	0.	0.	0.	0.	0.
1- 10	0.	219.	131.	319.	2329.	309.	1798.	123.	1187.
11- 20	0.	127.	59.	136.	522.	152.	876.	135.	727.
21- 30	0.	54.	82.	62.	401.	161.	965.	176.	913.
31- 40	0.	12.	71.	91.	693.	244.	307.	165.	1614.
41- 50	0.	12.	86.	42.	490.	227.	1188.	277.	830.
51- 60	0.	11.	8.	77.	518.	3580.	1524.	663.	661.
61- 70	0.	8.	29.	2.	678.	237.	298.	381.	2149.
71- 80	0.	48.	8.	0.	603.	299.	1057.	600.	585.
81- 90	0.	10.	22.	156.	608.	67.	542.	145.	159.
91- 100	0.	733.	772.	0.	217.	243.	1001.	229.	358.
101- 200	0.	208.	146.	149.	2476.	2385.	6048.	2248.	6098.
201- 300	0.	174.	69.	247.	611.	930.	3539.	1489.	2981.
301- 400	0.	154.	14.	0.	1691.	418.	991.	1220.	1973.
401- 500	0.	91.	0.	20.	394.	67.	1182.	35.	5428.
501- 600	0.	0.	27.	0.	0.	1280.	1744.	19.	31.
601- 700	0.	0.	0.	0.	833.	325.	270.	0.	111.
701- 800	0.	0.	0.	0.	5.	0.	0.	0.	978.
801- 900	0.	0.	0.	0.	79.	325.	0.	0.	0.
901- 1000	0.	0.	0.	0.	0.	0.	410.	0.	5.
1001- 2000	0.	0.	0.	0.	1084.	0.	145.	0.	270.
2001- 3000	0.	0.	0.	0.	177.	0.	0.	0.	0.
3001- 4000	0.	0.	0.	0.	0.	0.	0.	0.	0.
4001- 5000	0.	0.	0.	0.	25.	0.	0.	0.	0.
5001- 6000	0.	0.	0.	0.	0.	0.	0.	0.	0.
6001- 7000	0.	0.	0.	0.	0.	0.	0.	0.	0.
7001- 8000	0.	0.	0.	0.	0.	0.	0.	0.	0.
8001- 9000	0.	0.	0.	0.	0.	0.	0.	0.	0.
9001- 10000	0.	0.	0.	0.	0.	0.	0.	0.	0.
10001-100000	0.	0.	0.	0.	0.	0.	0.	0.	0.
COLUMN TOTALS	0.	1859.	1526.	1301.	14436.	11250.	23886.	7904.	27108.
CUMUL. TOTALS	0.	1859.	3385.	4686.	19122.	30371.	54257.	62161.	89269.

BOILER POPULATION DATA - INDUSTRIAL BOILERS
BOILER CAPACITY BY BOILER FUEL SULFUR CONTENT
ALL OIL-FIRED BOILERS

TABLE ENTRIES ARE TOTAL BOILER SULFUR EMISSIONS, TONS/YEAR
WITHIN CAPACITY AND FUEL SULFUR CONTENT RANGES

BOILER FUEL SULFUR CONTENT (WEIGHT PERCENT, EQUIVALENT BTU BASIS)

CAPACITY MBTU'S/HR	>1.5 -2.0	>2.0 -2.5	>2.5 -3.0	>3.0 -3.5	>3.5 -4.0	>4.0 -5.0	>5.0	ROW TOTAL	CUMTOT ALL
EQUAL 0	0.	0.	0.	0.	0.	0.	0.	0.	0.
1- 10	7346.	4795.	591.	109.	0.	10047.	0.	29305.	29305.
11- 20	4557.	5841.	407.	145.	17.	1.	0.	13702.	43007.
21- 30	4785.	6593.	961.	3.	808.	116.	159.	16238.	59245.
31- 40	4992.	7308.	884.	147.	463.	0.	0.	16990.	76235.
41- 50	2134.	5568.	1610.	206.	489.	0.	0.	13211.	89445.
51- 60	1904.	2919.	775.	950.	0.	0.	0.	13589.	103035.
61- 70	1729.	3016.	363.	23.	0.	0.	0.	8913.	111947.
71- 80	2305.	5959.	1241.	192.	0.	709.	0.	13609.	125556.
81- 90	1180.	4477.	789.	0.	0.	1558.	0.	9713.	135268.
91- 100	5267.	5555.	1949.	43.	0.	0.	0.	16367.	151636.
101- 200	13967.	42998.	6601.	3091.	0.	0.	92.	86507.	238143.
201- 300	6658.	27071.	6033.	295.	168.	0.	0.	50266.	288409.
301- 400	7952.	21668.	2721.	3405.	0.	0.	0.	42208.	330617.
401- 500	2772.	7767.	36.	601.	0.	0.	0.	18392.	349009.
501- 600	4306.	456.	1291.	0.	0.	0.	0.	9154.	358163.
601- 700	2104.	13953.	5465.	0.	0.	0.	0.	23060.	381222.
701- 800	3316.	4317.	0.	0.	0.	0.	0.	8616.	389838.
801- 900	425.	0.	1087.	0.	0.	0.	0.	1916.	391754.
901- 1000	0.	0.	0.	0.	0.	0.	0.	414.	392168.
1001- 2000	8721.	7073.	0.	0.	0.	0.	0.	17293.	409461.
2001- 3000	0.	0.	0.	0.	0.	0.	0.	177.	409638.
3001- 4000	21.	0.	0.	0.	0.	0.	0.	21.	409659.
4001- 5000	0.	0.	0.	0.	0.	0.	0.	25.	409684.
5001- 6000	0.	0.	0.	0.	0.	0.	0.	0.	409684.
6001- 7000	0.	0.	0.	0.	0.	0.	0.	0.	409684.
7001- 8000	0.	0.	0.	0.	0.	0.	0.	0.	409684.
8001- 9000	0.	0.	0.	0.	0.	0.	0.	0.	409684.
9001- 10000	0.	0.	0.	0.	0.	0.	0.	0.	409684.
10001-100000	0.	0.	0.	0.	0.	0.	0.	0.	409684.
COLUMN TOTALS	86440.	177333.	32804.	9210.	1946.	12432.	251.	409684.	
CUMUL. TOTALS	175709.	353042.	385846.	395056.	397002.	409434.	409684.		

TABLE ENTRIES ARE TOTAL PLANT SULFUR EMISSIONS, TONS/YEAR
WITHIN CAPACITY AND FUEL SULFUR CONTENT RANGES

PLANT FUEL SULFUR CONTENT (WEIGHT PERCENT, EQUIVALENT BTU BASIS)

CAPACITY MBTU'S/HR	EQUAL 0.	>0. -.2	>.2 -.3	>.3 -.4	>.4 -.6	>.6 -.8	>.8 -1.0	>1.0 -1.2	>1.2 -1.5
EQUAL 0	0.	34.	30.	1.	1256.	96.	1089.	14.	324.
1- 10	0.	132.	36.	290.	135.	79.	209.	93.	485.
11- 20	0.	22.	37.	66.	92.	63.	342.	106.	457.
21- 30	0.	85.	82.	20.	559.	69.	365.	60.	690.
31- 40	0.	25.	17.	0.	171.	231.	410.	64.	556.
41- 50	0.	14.	44.	6.	251.	22.	244.	7.	445.
51- 60	0.	2.	45.	14.	113.	3260.	1564.	480.	677.
61- 70	0.	0.	22.	29.	137.	188.	400.	462.	99.
71- 80	0.	9.	11.	0.	239.	153.	436.	136.	632.
81- 90	0.	2.	9.	10.	164.	51.	360.	0.	278.
91- 100	0.	732.	0.	2.	61.	44.	354.	294.	508.
101- 200	0.	195.	881.	264.	2563.	1381.	2249.	793.	2974.
201- 300	0.	238.	51.	152.	1572.	1086.	3429.	33.	3311.
301- 400	0.	153.	33.	203.	1150.	882.	517.	1022.	2663.
401- 500	0.	90.	0.	82.	1030.	5.	1315.	134.	1482.
501- 600	0.	0.	50.	0.	1397.	104.	2626.	11.	513.
601- 700	0.	0.	0.	0.	310.	71.	519.	21.	111.
701- 800	0.	9.	1.	2.	126.	136.	0.	0.	5974.
801- 900	0.	0.	12.	0.	84.	0.	0.	0.	0.
901- 1000	0.	0.	0.	0.	0.	0.	501.	0.	0.
1001- 2000	0.	17.	33.	36.	3226.	194.	4211.	4144.	3684.
2001- 3000	0.	0.	0.	0.	0.	2197.	157.	1381.	14.
3001- 4000	0.	0.	0.	0.	0.	1589.	0.	0.	0.
4001- 5000	0.	0.	0.	0.	25.	0.	0.	0.	0.
5001- 6000	0.	0.	0.	0.	0.	0.	0.	0.	0.
6001- 7000	0.	0.	0.	0.	0.	0.	0.	0.	0.
7001- 8000	0.	0.	0.	0.	0.	0.	0.	0.	0.
8001- 9000	0.	0.	0.	0.	0.	0.	0.	0.	0.
9001- 10000	0.	0.	0.	0.	0.	0.	0.	0.	0.
10001- 20000	0.	0.	0.	0.	0.	0.	0.	0.	0.
20001- 30000	0.	0.	0.	0.	0.	0.	0.	0.	0.
30001- 40000	0.	0.	0.	0.	0.	0.	0.	0.	0.
40001- 50000	0.	0.	0.	0.	0.	0.	0.	0.	0.
50001-100000	0.	0.	0.	0.	0.	0.	0.	0.	0.
COLUMN TOTALS	0.	1758.	1394.	1177.	14664.	11901.	21298.	9255.	25878.
CUMUL. TOTALS	0.	1758.	3152.	4330.	18994.	30895.	52193.	61448.	87326.

BOILER POPULATION DATA - INDUSTRIAL BOILERS
PLANT CAPACITY BY PLANT FUEL SULFUR CONTENT
ALL OIL-FIRED BOILERS

TABLE ENTRIES ARE TOTAL PLANT SULFUR EMISSIONS, TONS/YEAR
WITHIN CAPACITY AND FUEL SULFUR CONTENT RANGES

CAPACITY MBTU'S/HR	PLANT FUEL SULFUR CONTENT (WEIGHT PERCENT, EQUIVALENT BTU BASIS) >1.5 -2.0	>2.0 -2.5	>2.5 -3.0	>3.0 -3.5	>3.5 -4.0	>4.0 -5.0	>5.0	ROW TOTAL	CUMTOT ALL
EQUAL 0	1520.	1991.	316.	33.	0.	0.	0.	6705.	6705.
1- 10	1000.	1483.	156.	76.	0.	0.	0.	4174.	10879.
11- 20	2058.	2400.	336.	5.	17.	0.	0.	5999.	16878.
21- 30	1872.	2882.	820.	138.	0.	1.	0.	7645.	24523.
31- 40	2586.	3732.	504.	135.	88.	0.	0.	8519.	33043.
41- 50	1512.	4424.	890.	211.	0.	0.	0.	8071.	41113.
51- 60	1595.	2414.	894.	0.	0.	0.	0.	11059.	52172.
61- 70	2323.	1432.	250.	23.	0.	116.	0.	5482.	57654.
71- 80	1884.	3758.	927.	105.	0.	0.	0.	8289.	65943.
81- 90	918.	1728.	328.	0.	0.	10756.	83.	14688.	80631.
91- 100	4385.	1103.	860.	0.	0.	0.	0.	8343.	88974.
101- 200	12130.	15184.	3874.	573.	1672.	0.	92.	44827.	133801.
201- 300	7364.	6980.	2105.	1244.	0.	0.	0.	27566.	161367.
301- 400	5962.	8734.	1395.	139.	1586.	0.	0.	24438.	185805.
401- 500	5643.	8913.	760.	601.	168.	0.	0.	20223.	206028.
501- 600	7039.	6486.	4120.	0.	0.	0.	0.	22346.	228374.
601- 700	2565.	9970.	2541.	195.	0.	0.	0.	16302.	244676.
701- 800	2797.	17337.	0.	0.	0.	0.	0.	26382.	271058.
801- 900	5173.	869.	1087.	0.	0.	0.	0.	7227.	278284.
901- 1000	0.	2924.	3129.	0.	0.	0.	0.	6553.	284838.
1001- 2000	16544.	57812.	8776.	885.	0.	0.	0.	99563.	384400.
2001- 3000	0.	5966.	0.	3534.	0.	0.	0.	13249.	397650.
3001- 4000	21.	0.	0.	0.	0.	0.	0.	1610.	399260.
4001- 5000	0.	0.	0.	0.	0.	0.	0.	25.	399285.
5001- 6000	0.	9408.	0.	0.	0.	0.	0.	9408.	408692.
6001- 7000	0.	0.	0.	0.	0.	0.	0.	0.	408692.
7001- 8000	0.	0.	0.	0.	0.	0.	0.	0.	408692.
8001- 9000	0.	0.	0.	0.	0.	0.	0.	0.	408692.
9001- 10000	992.	0.	0.	0.	0.	0.	0.	992.	409685.
10001- 20000	0.	0.	0.	0.	0.	0.	0.	0.	409685.
20001- 30000	0.	0.	0.	0.	0.	0.	0.	0.	409685.
30001- 40000	0.	0.	0.	0.	0.	0.	0.	0.	409685.
40001- 50000	0.	0.	0.	0.	0.	0.	0.	0.	409685.
50001-100000	0.	0.	0.	0.	0.	0.	0.	0.	409685.
COLUMN TOTALS	87887.	177928.	34067.	7897.	3532.	10873.	175.	409685.	
CUMUL. TOTALS	175213.	353141.	387207.	395104.	398636.	409509.	409685.		

X--INDIVIDUAL BOILERS
*--INDIVIDUAL PLANTS

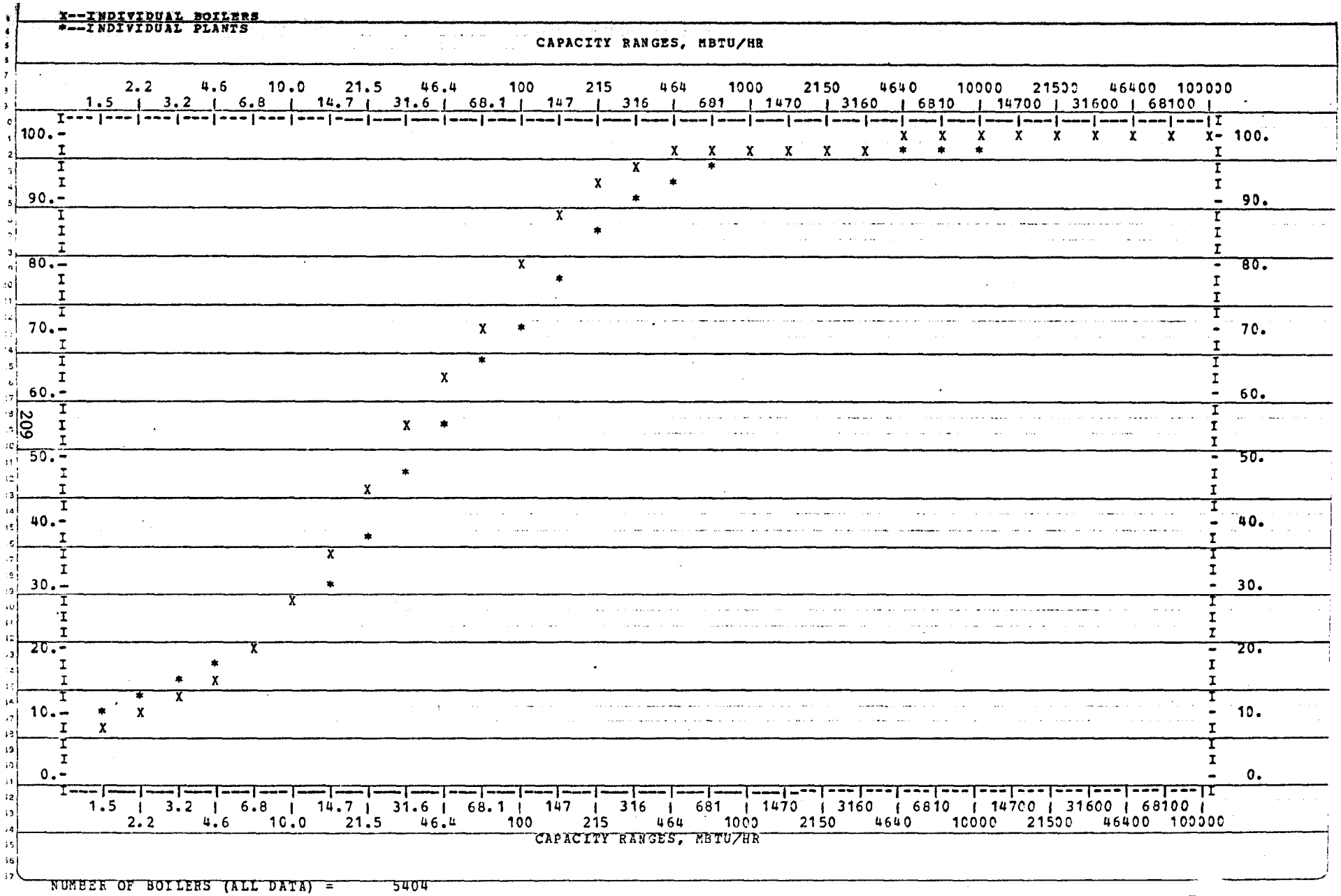

NUMBER OF BOILERS (ALL DATA) = 5404
NUMBER OF PLANTS (ALL DATA) = 2966

BOILER POPULATION DATA - INDUSTRIAL BOILERS
ALL OIL-FIRED BOILERS
FUEL SULFUR CONTENTS

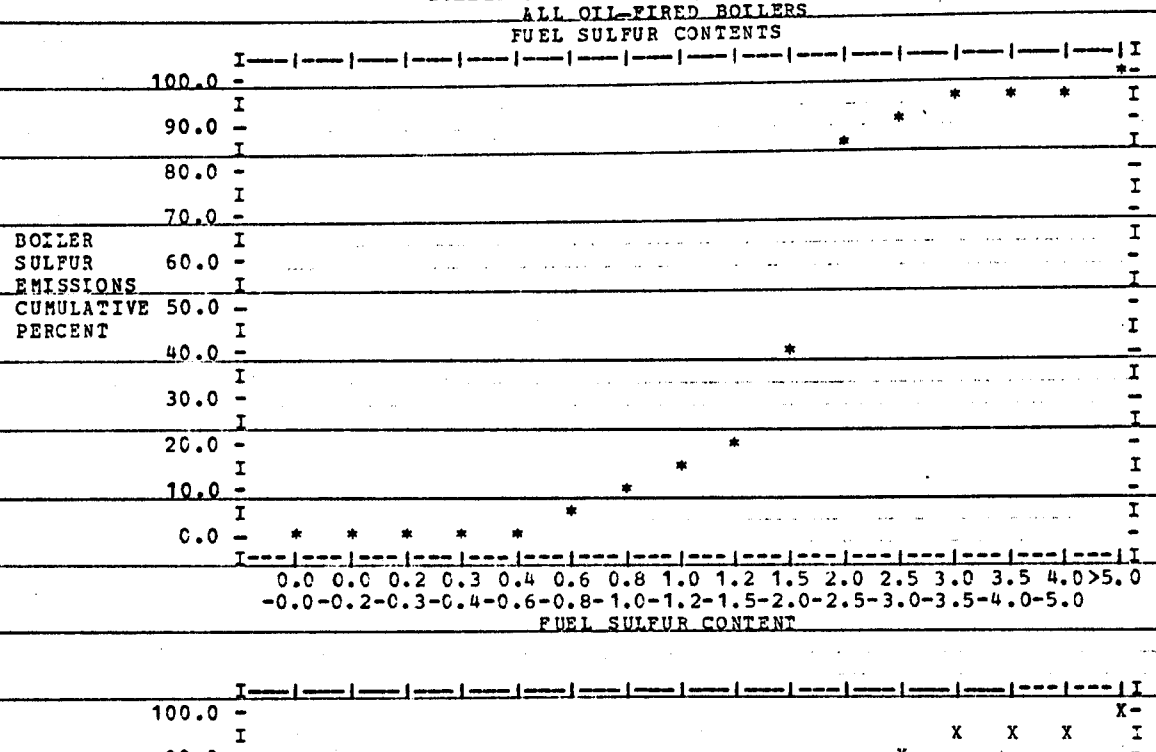

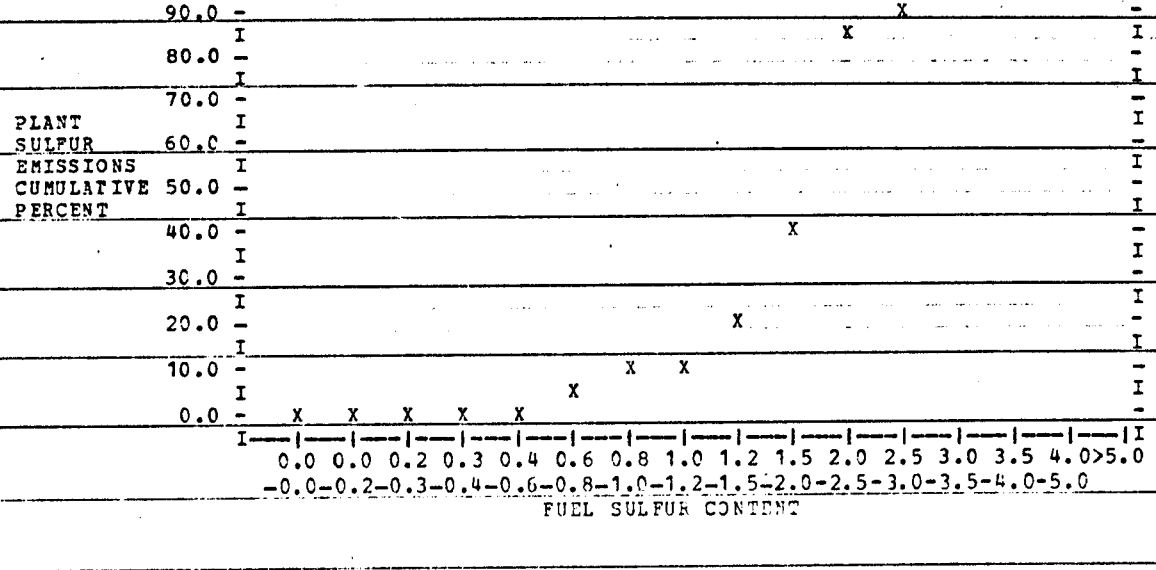

NUMBER OF BOILERS (ALL DATA) = 5404
NUMBER OF PLANTS (ALL DATA) = 2966



NUMBER OF BOILERS (ALL DATA) = 5400
NUMBER OF PLANTS (ALL DATA) = 2966

WITHIN CAPACITY AND FUEL SULFUR CONTENT RANGES

CAPACITY MBTU'S/HR		BOILER FUEL SULFUR CONTENT (WEIGHT PERCENT, EQUIVALENT BTU BASIS) EQUAL 0.	>0. -.2	>.2 -.3	>.3 -.4	>.4 -.6	>.6 -.8	>.8 -1.0	>1.0 -1.2	>1.2 -1.5
EQUAL	0	0.	0.	0.	0.	0.	0.	0.	0.	0.
1-	10	184854.	6564.	1807.	3139.	16419.	1688.	6893.	398.	3125.
11-	20	617.	3837.	811.	1425.	3912.	795.	3422.	444.	1904.
21-	30	234.	1420.	1180.	595.	2890.	893.	3702.	593.	2393.
31-	40	54.	417.	5498.	834.	5454.	1326.	1234.	533.	4286.
41-	50	23.	693.	1199.	420.	3700.	1279.	4635.	891.	2306.
51-	60	124.	227.	113.	716.	3901.	18848.	5955.	2194.	1746.
61-	70	521.	183.	378.	20.	5112.	1137.	1129.	1452.	5595.
71-	80	141.	1380.	111.	0.	4354.	1538.	4138.	1908.	1489.
81-	90	155.	307.	298.	7630.	4880.	334.	2084.	500.	401.
91-	100	22818.	17232.	10214.	2.	1620.	1197.	10686.	745.	904.
101-	200	2395.	4768.	1962.	1395.	19311.	12074.	26769.	7665.	15901.
201-	300	155363.	4351.	957.	2851.	4570.	4640.	13680.	5158.	7931.
301-	400	0.	3090.	188.	0.	24277.	2181.	3784.	4217.	5208.
401-	500	514.	1750.	0.	181.	3122.	320.	4518.	111.	16475.
501-	600	200.	0.	406.	0.	0.	5806.	6973.	66.	78.
601-	700	0.	0.	0.	0.	6245.	1473.	1028.	0.	296.
701-	800	0.	0.	0.	0.	30.	0.	0.	0.	2585.
801-	900	0.	0.	0.	0.	628.	1473.	0.	0.	0.
901-	1000	0.	0.	0.	0.	0.	0.	1508.	0.	12.
1001-	2000	0.	0.	0.	0.	8263.	0.	568.	0.	752.
2001-	3000	0.	0.	0.	0.	1126.	0.	0.	0.	0.
3001-	4000	0.	0.	0.	0.	0.	0.	0.	0.	0.
4001-	5000	0.	0.	0.	0.	149.	0.	0.	0.	0.
5001-	6000	0.	0.	0.	0.	0.	0.	0.	0.	0.
6001-	7000	0.	0.	0.	0.	0.	0.	0.	0.	0.
7001-	8000	0.	0.	0.	0.	0.	0.	0.	0.	0.
8001-	9000	0.	0.	0.	0.	0.	0.	0.	0.	0.
9001-	10000	0.	0.	0.	0.	0.	0.	0.	0.	0.
10001-	100000	0.	0.	0.	0.	0.	0.	0.	0.	0.
COLUMN TOTALS		368012.	46219.	25123.	19208.	119964.	57001.	102706.	26876.	73385.
CUMUL. TOTALS		368012.	414231.	439354.	458562.	578526.	635526.	738233.	765108.	838493.

BOILER POPULATION DATA - INDUSTRIAL BOILERS
BOILER FUEL USE BY BOILER FUEL SULFUR CONTENT AND CAPACITY
ALL OIL-FIRED BOILERS

TABLE ENTRIES ARE ACTUAL FUEL CONSUMPTION, GBTU'S/YEAR
WITHIN CAPACITY AND FUEL SULFUR CONTENT RANGES

BOILER FUEL SULFUR CONTENT (WEIGHT PERCENT, EQUIVALENT BTU BASIS)

CAPACITY MBTU'S/HR	>1.5 -2.0	>2.0 -2.5	>2.5 -3.0	>3.0 -3.5	>3.5 -4.0	>4.0 -5.0	>5.0	ROW TOTAL	CUMTOT ALL
EQUAL 0	0.	0.	0.	0.	0.	0.	0.	0.	0.
1- 10	15087.	7887.	844.	128.	0.	9537.	0.	258369.	258369.
11- 20	9120.	9563.	564.	158.	17.	1.	0.	36589.	294958.
21- 30	9591.	11078.	1354.	4.	690.	105.	78.	36800.	331758.
31- 40	10124.	11832.	1260.	164.	422.	0.	0.	43437.	375195.
41- 50	4168.	8966.	2205.	224.	421.	0.	0.	31132.	406327.
51- 60	4056.	4842.	1079.	1130.	0.	0.	0.	44930.	451257.
61- 70	3403.	5118.	469.	25.	0.	0.	0.	24541.	475798.
71- 80	4708.	9688.	1815.	197.	0.	684.	0.	32151.	507949.
81- 90	2305.	6907.	1098.	0.	0.	1380.	0.	28280.	536228.
91- 100	10308.	9143.	2783.	51.	0.	0.	0.	87701.	623930.
101- 200	28436.	71506.	9099.	3615.	0.	0.	44.	204940.	828870.
201- 300	13130.	44032.	8493.	324.	163.	0.	0.	265643.	1094512.
301- 400	15465.	35345.	3745.	4000.	0.	0.	0.	101500.	1196012.
401- 500	5926.	13293.	52.	704.	0.	0.	0.	46967.	1242979.
501- 600	8336.	732.	1890.	0.	0.	0.	0.	24485.	1267464.
601- 700	4005.	23427.	8089.	0.	0.	0.	0.	44563.	1312026.
701- 800	7650.	7170.	0.	0.	0.	0.	0.	17436.	1329461.
801- 900	937.	0.	1408.	0.	0.	0.	0.	4445.	1333906.
901- 1000	0.	0.	0.	0.	0.	0.	0.	1520.	1335425.
1001- 2000	17335.	11120.	0.	0.	0.	0.	0.	38039.	1373463.
2001- 3000	0.	0.	0.	0.	0.	0.	0.	1126.	1374589.
3001- 4000	39.	0.	0.	0.	0.	0.	0.	39.	1374628.
4001- 5000	0.	0.	0.	0.	0.	0.	0.	149.	1374777.
5001- 6000	0.	0.	0.	0.	0.	0.	0.	0.	1374777.
6001- 7000	0.	0.	0.	0.	0.	0.	0.	0.	1374777.
7001- 8000	0.	0.	0.	0.	0.	0.	0.	0.	1374777.
8001- 9000	0.	0.	0.	0.	0.	0.	0.	0.	1374777.
9001- 10000	0.	0.	0.	0.	0.	0.	0.	0.	1374777.
10001-100000	0.	0.	0.	0.	0.	0.	0.	0.	1374777.
COLUMN TOTALS	174126.	291649.	46247.	10726.	1712.	11707.	123.	1374777.	
CUMUL. TOTALS	1012619.	1304268.	1350514.	1361239.	1362951.	1374658.	1374780.		

TABLE ENTRIES ARE ACTUAL FUEL CONSUMPTION, GBTU'S/YEAR
WITHIN CAPACITY AND FUEL SULFUR CONTENT RANGES

PLANT FUEL SULFUR CONTENT (WEIGHT PERCENT, EQUIVALENT BTU BASIS)

CAPACITY MBTU'S/HR	EQUAL 0.	>0. -.2	>.2 -.3	>.3 -.4	>.4 -.6	>.6 -.8	>.8 -1.0	>1.0 -1.2	>1.2 -1.5
EQUAL 0	179465.	789.	427.	13.	9145.	531.	4126.	45.	905.
1- 10	5330.	3837.	496.	2863.	1004.	446.	829.	299.	1223.
11- 20	350.	592.	503.	768.	655.	326.	1338.	359.	1201.
21- 30	115.	2299.	1103.	205.	4302.	328.	1400.	203.	1801.
31- 40	11.	612.	228.	0.	1274.	1237.	1627.	216.	1423.
41- 50	178.	841.	631.	62.	1941.	125.	927.	23.	1191.
51- 60	58.	67.	700.	145.	835.	17284.	6151.	1573.	1789.
61- 70	450.	29.	286.	307.	1133.	976.	1547.	1702.	276.
71- 80	0.	632.	147.	0.	1790.	861.	1725.	455.	1654.
81- 90	112.	41.	110.	105.	1281.	252.	1345.	0.	743.
91- 100	992.	17197.	5.	20.	484.	239.	1375.	952.	1349.
101- 200	22181.	5302.	11722.	7389.	19614.	7067.	8905.	2570.	7874.
201- 300	583.	5314.	707.	1759.	11966.	18777.	17098.	107.	8715.
301- 400	0.	3061.	455.	1906.	20075.	4432.	2230.	3390.	7059.
401- 500	514.	1738.	0.	973.	8026.	23.	5148.	460.	3892.
501- 600	0.	0.	669.	0.	11173.	577.	10143.	38.	1396.
601- 700	0.	0.	0.	0.	2349.	350.	1986.	70.	296.
701- 800	154780.	282.	7.	28.	842.	646.	0.	0.	17463.
801- 900	0.	0.	155.	0.	661.	0.	0.	0.	0.
901- 1000	0.	0.	0.	0.	0.	0.	2015.	0.	0.
1001- 2000	200.	429.	512.	337.	24762.	1053.	16779.	14341.	9676.
2001- 3000	0.	0.	0.	0.	1.	11548.	610.	5021.	35.
3001- 4000	0.	0.	0.	0.	0.	7322.	0.	0.	0.
4001- 5000	0.	0.	0.	0.	149.	0.	0.	0.	0.
5001- 6000	0.	0.	0.	0.	0.	0.	0.	0.	0.
6001- 7000	0.	0.	0.	0.	0.	0.	0.	0.	0.
7001- 8000	0.	0.	0.	0.	0.	0.	0.	0.	0.
8001- 9000	0.	0.	0.	0.	0.	0.	0.	0.	0.
9001- 10000	0.	0.	0.	0.	0.	0.	0.	0.	0.
10001- 20000	0.	0.	0.	0.	0.	0.	0.	0.	0.
20001- 30000	0.	0.	0.	0.	0.	0.	0.	0.	0.
30001- 40000	0.	0.	0.	0.	0.	0.	0.	0.	0.
40001- 50000	0.	0.	0.	0.	0.	0.	0.	0.	0.
50001-100000	0.	0.	0.	0.	0.	0.	0.	0.	0.
COLUMN TOTALS	365319.	43064.	18864.	16881.	123461.	74399.	87302.	31824.	69961.
CUMUL. TOTALS	365319.	408383.	427247.	444128.	567589.	641988.	729290.	761114.	831074.

BOILER POPULATION DATA - INDUSTRIAL BOILERS
PLANT FUEL USE BY PLANT FUEL SULFUR CONTENT AND CAPACITY
ALL OIL-FIRED BOILERS

TABLE ENTRIES ARE ACTUAL FUEL CONSUMPTION, GBTU'S/YEAR
WITHIN CAPACITY AND FUEL SULFUR CONTENT RANGES

CAPACITY MBTU'S/HR	PLANT FUEL SULFUR CONTENT (WEIGHT PERCENT, EQUIVALENT BTU BASIS) >1.5 -2.0	>2.0 -2.5	>2.5 -3.0	>3.0 -3.5	>3.5 -4.0	>4.0 -5.0	>5.0	ROW TOTAL	CUMTOT ALL
EQUAL 0	3021.	3406.	462.	36.	0.	0.	0.	202370.	202370.
1- 10	2011.	2407.	217.	92.	0.	0.	0.	21053.	223423.
11- 20	4147.	3900.	474.	6.	17.	0.	0.	14637.	238060.
21- 30	3905.	4797.	1155.	150.	0.	1.	0.	21766.	259825.
31- 40	5134.	6099.	719.	150.	95.	0.	0.	18825.	278650.
41- 50	3093.	7542.	1234.	231.	0.	0.	0.	18018.	296668.
51- 60	3180.	4109.	1230.	0.	0.	0.	0.	37122.	333790.
61- 70	4513.	2390.	336.	25.	0.	105.	0.	14074.	347865.
71- 80	4132.	6092.	1355.	121.	0.	0.	0.	18963.	366828.
81- 90	1771.	2228.	471.	0.	0.	10221.	38.	18718.	385546.
91- 100	8512.	1882.	1257.	0.	0.	0.	0.	34264.	419810.
101- 200	24757.	24617.	5276.	669.	1438.	0.	44.	149424.	569234.
201- 300	14592.	11260.	2988.	1454.	0.	0.	0.	95321.	664554.
301- 400	11785.	14526.	1983.	165.	1621.	0.	0.	72688.	737243.
401- 500	11595.	14501.	1017.	704.	163.	0.	0.	48753.	785996.
501- 600	13700.	10658.	6003.	0.	0.	0.	0.	54357.	840352.
601- 700	5212.	16152.	3621.	218.	0.	0.	0.	30254.	870607.
701- 800	5396.	29231.	0.	0.	0.	0.	0.	208674.	1079280.
801- 900	10891.	1377.	1408.	0.	0.	0.	0.	14491.	1093770.
901- 1000	0.	5332.	4765.	0.	0.	0.	0.	12111.	1105881.
1001- 2000	33536.	95826.	12531.	963.	0.	0.	0.	210945.	1316826.
2001- 3000	0.	10837.	0.	4204.	0.	0.	0.	32256.	1349082.
3001- 4000	39.	0.	0.	0.	0.	0.	0.	7362.	1356443.
4001- 5000	0.	0.	0.	0.	0.	0.	0.	149.	1356592.
5001- 6000	0.	16041.	0.	0.	0.	0.	0.	16041.	1372632.
6001- 7000	0.	0.	0.	0.	0.	0.	0.	0.	1372632.
7001- 8000	0.	0.	0.	0.	0.	0.	0.	0.	1372632.
8001- 9000	0.	0.	0.	0.	0.	0.	0.	0.	1372632.
9001- 10000	2148.	0.	0.	0.	0.	0.	0.	2148.	1374780.
10001- 20000	0.	0.	0.	0.	0.	0.	0.	0.	1374780.
20001- 30000	0.	0.	0.	0.	0.	0.	0.	0.	1374780.
30001- 40000	0.	0.	0.	0.	0.	0.	0.	0.	1374780.
40001- 50000	0.	0.	0.	0.	0.	0.	0.	0.	1374780.
50001-100000	0.	0.	0.	0.	0.	0.	0.	0.	1374780.
COLUMN TOTALS	177068.	295208.	48501.	9190.	3333.	10327.	83.	1374780.	
CUMUL. TOTALS	1008142.	1303350.	1351851.	1361040.	1364372.	1374699.	1374781.		

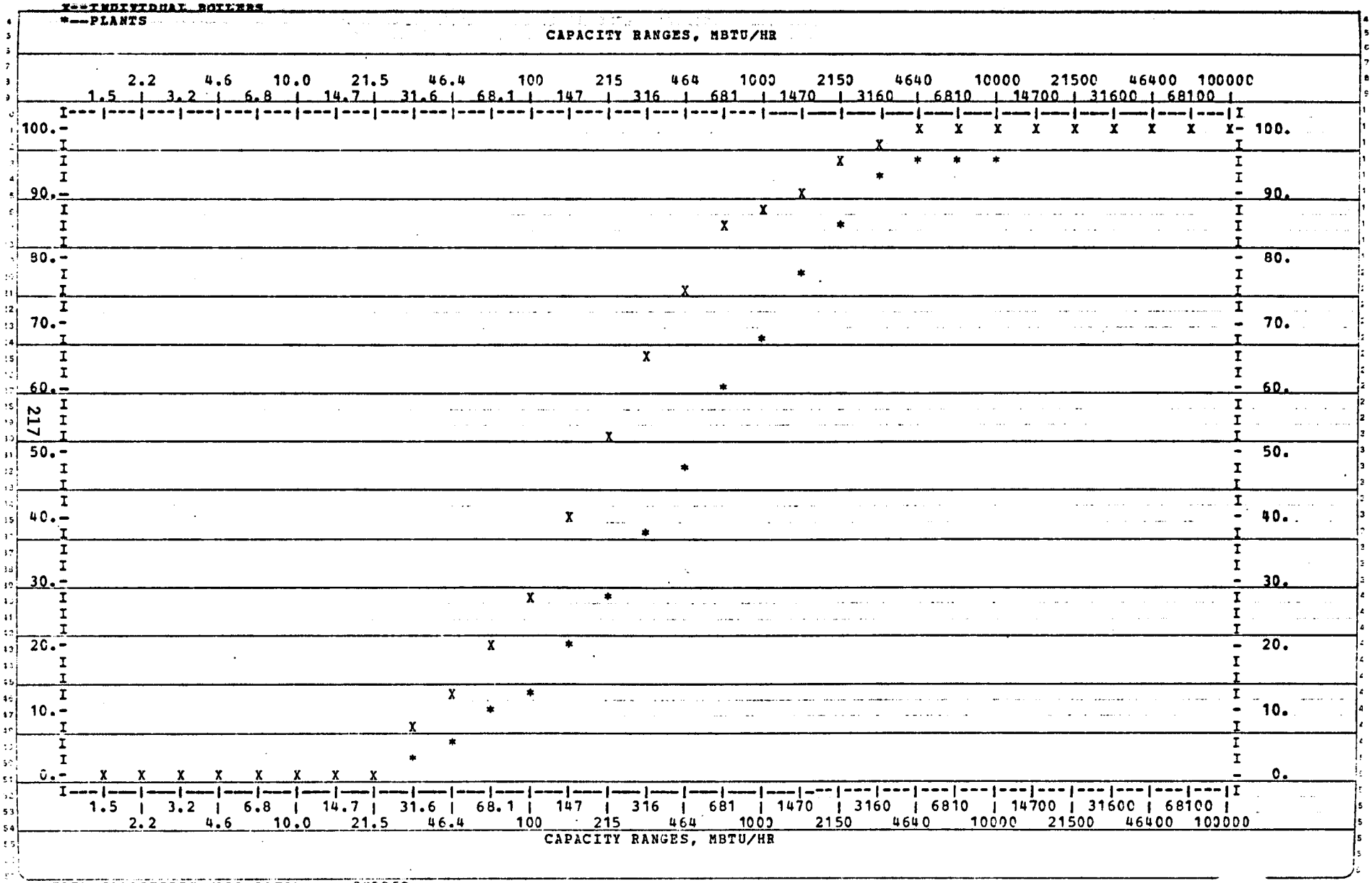

BOILER CAPACITIES (ALL DATA) = 385252.
PLANT CAPACITIES (ALL DATA) = 385252.

BOILER POPULATION DATA - INDUSTRIAL BOILERS
ALL OIL-FIRED BOILERS

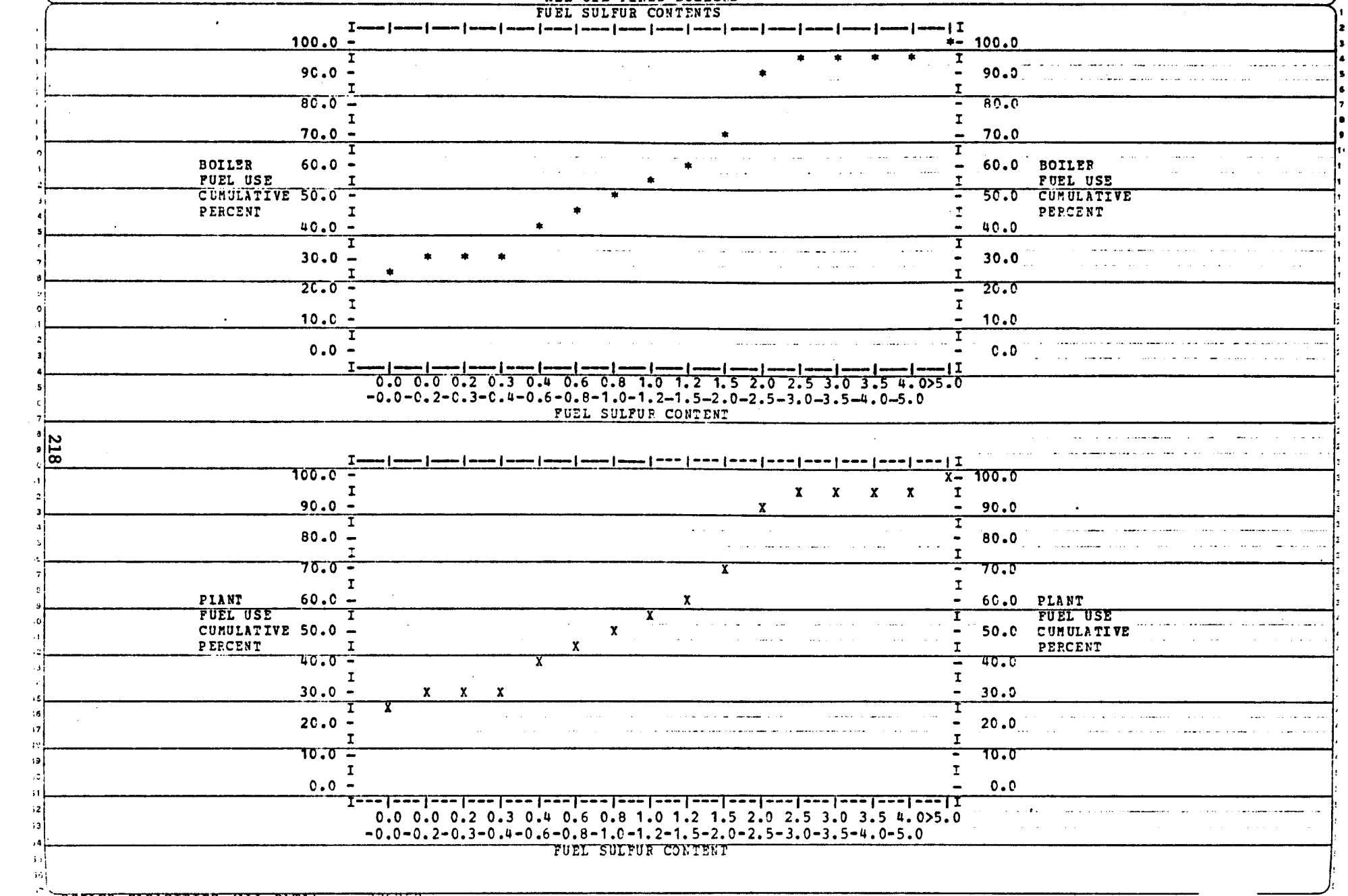

BOILER CAPACITIES (ALL DATA) = 385252.
PLANT CAPACITIES (ALL DATA) = 385252.

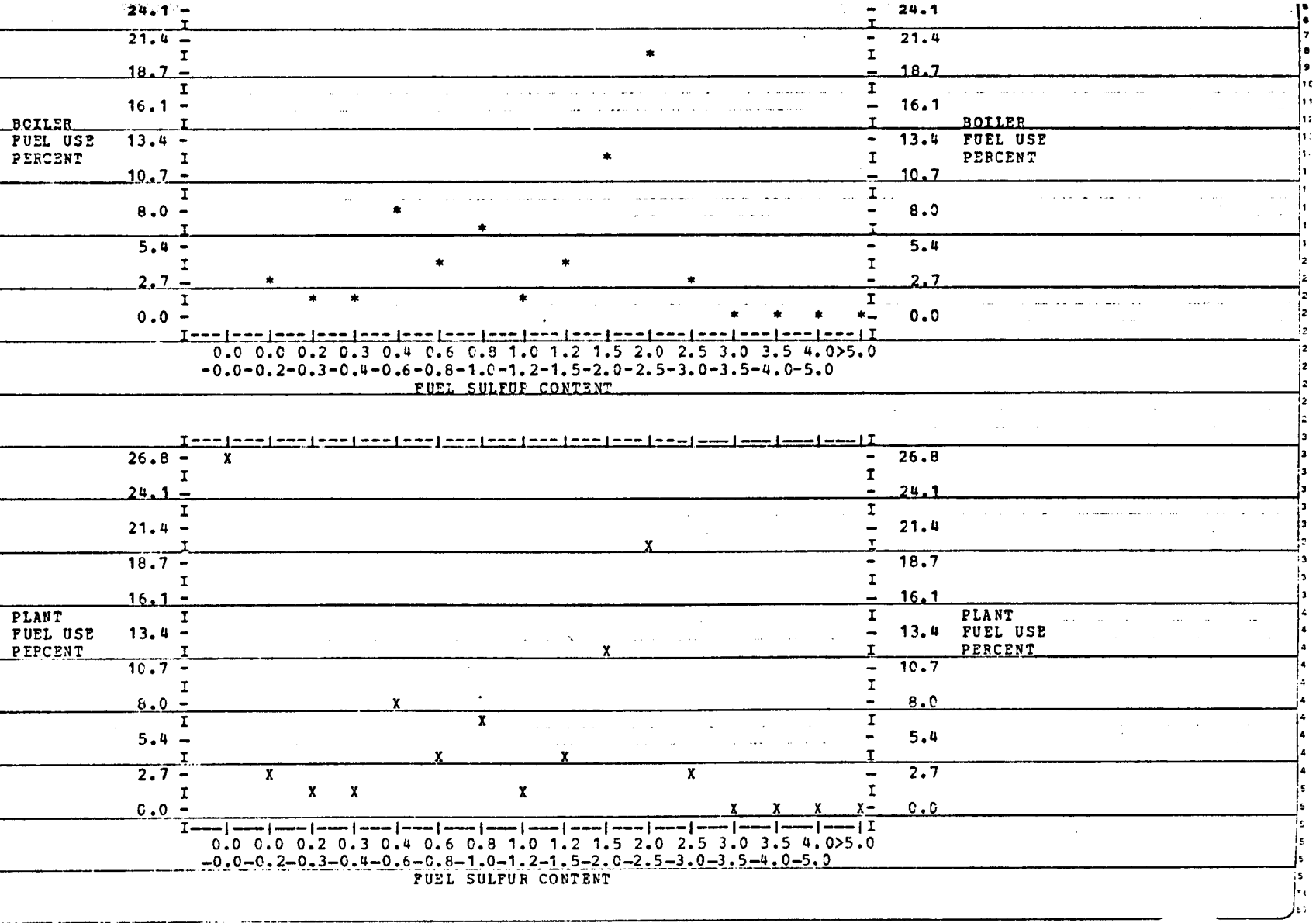

BOILER CAPACITIES (ALL DATA) = 385252.
PLANT CAPACITIES (ALL DATA) = 385252.

ALL OIL-FIRED BOILERS

TABLE ENTRIES ARE NUMBER OF STACKS

CAPACITY MBTU'S/HR		STACK HEIGHTS IN FEET EQUAL ZERO	1- 20	21- 40	41- 60	61- 80	81- 100	101- 120	121- 140	141- 160	161- 180	181- 200	201- 250	251- 300	301- 350	351- 400
EQUAL	0	151	13	36	24	15	12	2	3	8	6	2	5	5	2	0
1-	10	220	154	352	109	78	29	12	7	6	3	1	2	1	0	0
11-	20	89	44	157	70	45	45	8	19	15	9	2	0	0	0	0
21-	30	49	19	122	61	41	21	18	17	11	3	4	4	0	1	0
31-	40	53	10	61	36	31	30	10	16	12	11	7	1	0	0	0
41-	50	35	7	44	34	24	23	9	7	8	11	4	0	0	0	0
51-	60	13	7	36	27	18	4	7	12	11	4	1	3	0	0	0
61-	70	13	2	27	13	12	9	1	11	5	5	2	1	0	0	0
71-	80	12	3	15	24	21	9	9	4	8	7	3	0	1	0	0
81-	90	12	0	12	11	3	10	4	3	7	1	5	1	0	0	0
91-	100	7	0	7	15	17	7	9	8	11	3	5	5	3	0	1
101-	200	44	2	49	71	51	37	21	24	32	21	20	26	3	1	0
201-	300	21	1	12	21	19	16	16	15	26	21	15	20	1	0	0
301-	400	5	0	8	8	7	14	6	9	10	11	7	7	0	0	0
401-	500	3	1	3	4	6	8	4	1	8	5	1	7	0	0	0
501-	600	4	0	2	0	3	7	2	6	4	2	3	6	2	1	0
601-	700	1	0	0	1	4	1	3	3	2	2	1	1	0	0	0
701-	800	3	0	1	0	1	0	4	2	2	2	3	2	1	0	0
801-	900	0	0	0	2	0	0	0	2	2	2	0	3	0	0	0
901-	1000	0	0	0	0	0	0	3	1	1	0	1	1	0	0	0
1001-	2000	2	0	2	1	2	4	3	3	1	5	3	4	1	0	1
2001-	3000	0	0	1	0	1	0	1	0	4	1	0	0	0	0	0
3001-	4000	0	0	0	0	0	0	0	0	0	1	0	0	0	0	0
4001-	5000	0	0	0	0	0	0	0	0	0	0	0	0	0	0	1
5001-	6000	0	0	0	0	0	0	0	0	0	0	0	0	0	0	0
6001-	7000	0	0	0	0	0	0	0	0	0	0	0	0	0	0	0
7001-	8000	0	0	0	0	0	0	0	0	0	0	0	0	0	0	0
8001-	9000	0	0	0	0	0	0	0	0	0	0	0	0	0	0	0
9001-	10000	0	0	0	0	0	0	0	0	0	0	0	0	0	0	0
10001-	20000	0	0	0	0	0	0	0	0	0	0	0	0	0	0	0
20001-	30000	0	0	0	0	0	0	0	0	0	0	0	0	0	0	0
30001-	40000	0	0	0	0	0	0	0	0	0	0	0	0	0	0	0
40001-	50000	0	0	0	0	0	0	0	0	0	0	0	0	0	0	0
50001-	100000	0	0	0	0	0	0	0	0	0	0	0	0	0	0	0
COLUMN TOTALS		737	263	947	532	399	286	152	173	194	136	90	99	18	5	3
CUMUL. TOTALS		0	263	1210	1742	2141	2427	2579	2752	2946	3082	3172	3271	3289	3294	3297

BOILER POPULATION DATA - INDUSTRIAL BOILERS
STACK HEIGHT BY TOTAL DESIGN CAPACITY SERVED
ALL OIL-FIRED BOILERS

TABLE ENTRIES ARE NUMBER OF STACKS

CAPACITY MBTU'S/HR	STACK HEIGHTS IN FEET 431-450	451-500	501-550	551-600	601-650	651-700	701-750	751-800	801-850	851-900	901-950	951-1000	ABOVE 1000	ROW TOTAL	CUM. TOTAL
EQUAL 0	0	0	0	0	0	0	0	0	0	0	0	0	0	284	0
1- 10	0	1	0	0	0	0	0	0	0	0	0	0	0	975	975
11- 20	0	0	0	0	0	0	0	0	0	0	0	0	0	503	1478
21- 30	0	0	0	0	0	0	0	0	0	0	0	0	0	371	1849
31- 40	0	0	0	0	0	0	0	0	0	0	0	0	0	278	2127
41- 50	0	0	0	0	0	0	0	0	0	0	0	0	0	206	2333
51- 60	0	0	0	0	0	0	0	0	0	0	0	0	0	143	2476
61- 70	0	0	0	0	0	0	0	0	0	0	0	0	0	101	2577
71- 80	0	0	0	0	0	0	0	0	0	0	0	0	0	116	2693
81- 90	0	0	0	0	0	0	0	0	0	0	0	0	0	69	2762
91- 100	0	0	0	0	0	0	0	0	0	0	0	0	0	98	2860
101- 200	0	0	0	0	0	0	0	0	0	0	0	0	0	402	3262
201- 300	0	0	0	0	0	0	0	0	0	0	0	0	0	204	3466
301- 400	0	0	0	0	0	0	0	0	0	0	0	0	0	92	3558
401- 500	1	0	0	0	0	0	0	0	0	0	0	0	0	52	3610
501- 600	0	0	0	0	0	0	0	0	0	0	0	0	0	42	3652
601- 700	0	0	0	0	0	0	0	0	0	0	0	0	0	19	3671
701- 800	0	0	0	0	0	0	0	0	0	0	0	0	0	21	3692
801- 900	0	0	0	0	0	0	0	0	0	0	0	0	0	11	3703
901- 1000	0	0	0	0	0	0	0	0	0	0	0	0	0	7	3710
1001- 2000	0	0	0	0	0	0	0	0	0	0	0	0	0	32	3742
2001- 3000	0	0	0	0	0	0	0	0	0	0	0	0	0	8	3750
3001- 4000	0	0	0	0	0	0	0	0	0	0	0	0	0	1	3751
4001- 5000	0	0	0	0	0	0	0	0	0	0	0	0	0	1	3752
5001- 6000	0	0	0	0	0	0	0	0	0	0	0	0	0	0	3752
6001- 7000	0	0	0	0	0	0	0	0	0	0	0	0	0	0	3752
7001- 8000	0	0	0	0	0	0	0	0	0	0	0	0	0	0	3752
8001- 9000	0	0	0	0	0	0	0	0	0	0	0	0	0	0	3752
9001- 10000	0	0	0	0	0	0	0	0	0	0	0	0	0	0	3752
10001- 20000	0	0	0	0	0	0	0	0	0	0	0	0	0	0	3752
20001- 30000	0	0	0	0	0	0	0	0	0	0	0	0	0	0	3752
30001- 40000	0	0	0	0	0	0	0	0	0	0	0	0	0	0	3752
40001- 50000	0	0	0	0	0	0	0	0	0	0	0	0	0	0	3752
50001-100000	0	0	0	0	0	0	0	0	0	0	0	0	0	0	3752
COLUMN TOTALS	1	1	0	0	0	0	0	0	0	0	0	0	0	4036	3752
CUMUL. TOTALS	3298	3299	3299	3299	3299	3299	3299	3299	3299	3299	3299	3299	3299		

ALL OIL-FIRED BOILERS

ENTRIES ARE NUMBER OF BOILERS DIVIDED BY NUMBER OF PLANTS FOR EACH CAPACITY & LOAD FACTOR PAIR

CAPACITY MBTU'S/HR	PLANT LOAD FACTORS EQUAL 0.00	0.01- 0.09	0.10- 0.19	0.20- 0.29	0.30- 0.39	0.40- 0.49	0.50- 0.59	0.60- 0.69	0.70- 0.79
EQUAL 0	1.97	0.0	0.0	0.0	0.0	0.0	0.0	0.0	0.0
1- 10	1.27	1.23	1.28	1.23	1.34	1.14	1.21	1.05	1.21
11- 20	1.84	2.15	1.44	1.31	1.49	1.30	1.89	1.50	1.25
21- 30	2.50	2.58	1.93	1.95	1.58	2.21	1.73	1.82	2.50
31- 40	2.00	1.78	2.00	1.88	1.70	3.37	1.40	2.00	1.00
41- 50	1.40	1.86	2.17	2.00	1.33	1.93	1.78	1.60	1.33
51- 60	3.38	1.83	2.00	1.63	2.07	1.80	2.00	2.75	1.25
61- 70	2.00	2.50	1.85	2.80	1.78	2.25	2.40	1.00	2.50
71- 80	3.33	2.29	2.27	2.07	3.00	2.50	2.80	2.00	3.00
81- 90	5.00	2.64	1.87	1.63	3.00	1.00	3.00	6.33	0.0
91- 100	1.83	2.61	3.00	1.50	1.80	3.50	0.0	0.0	1.00
101- 200	5.11	2.47	2.48	2.72	2.38	3.65	3.20	3.09	2.00
201- 300	3.88	2.50	2.86	2.94	3.18	3.07	4.17	3.25	2.40
301- 400	5.50	2.86	3.57	3.36	3.25	4.14	1.00	4.75	6.00
401- 500	5.00	3.15	2.33	2.00	3.67	3.67	3.33	1.00	4.25
501- 600	2.50	3.56	4.00	3.00	4.00	1.00	1.00	5.00	0.0
601- 700	4.00	4.75	9.50	0.0	2.00	2.00	7.50	0.0	0.0
701- 800	0.0	8.29	5.00	11.50	13.00	5.00	0.0	4.00	0.0
801- 900	5.00	3.00	4.50	0.0	2.00	0.0	0.0	0.0	8.00
901- 1000	0.0	6.00	0.0	10.00	0.0	0.0	4.50	0.0	0.0
1001- 2000	3.33	4.73	10.43	0.0	8.00	10.25	4.57	6.56	13.50
2001- 3000	0.0	4.33	8.00	7.00	0.0	0.0	4.00	0.0	0.0
3001- 4000	0.0	9.00	0.0	19.00	0.0	0.0	0.0	0.0	0.0
4001- 5000	0.0	1.00	0.0	0.0	0.0	0.0	0.0	0.0	0.0
5001- 6000	0.0	0.0	0.0	0.0	9.00	0.0	0.0	0.0	0.0
6001- 7000	0.0	0.0	0.0	0.0	0.0	0.0	0.0	0.0	0.0
7001- 8000	0.0	0.0	0.0	0.0	0.0	0.0	0.0	0.0	0.0
8001- 9000	0.0	0.0	0.0	0.0	0.0	0.0	0.0	0.0	0.0
9001- 10000	0.0	8.00	0.0	0.0	0.0	0.0	0.0	0.0	0.0
10001- 20000	0.0	0.0	0.0	0.0	0.0	0.0	0.0	0.0	0.0
20001- 30000	0.0	0.0	0.0	0.0	0.0	0.0	0.0	0.0	0.0
30001- 40000	0.0	0.0	0.0	0.0	0.0	0.0	0.0	0.0	0.0
40001- 50000	0.0	0.0	0.0	0.0	0.0	0.0	0.0	0.0	0.0
50001-100000	0.0	0.0	0.0	0.0	0.0	0.0	0.0	0.0	0.0
COLUMN TOTALS	2.53	2.35	2.18	1.96	1.95	2.40	2.28	2.61	2.52
CUMUL. TOTALS	0.0	2.35	2.28	2.20	2.17	2.19	2.20	2.21	2.22

BOILER POPULATION DATA - INDUSTRIAL BOILERS
AVERAGE NUMBER OF BOILERS PER PLANT BY CAPACITY & LOAD FACTOR RANGE
ALL OIL-FIRED BOILERS

ENTRIES ARE NUMBER OF BOILERS DIVIDED BY NUMBER OF PLANTS FOR EACH CAPACITY & LOAD FACTOR PAIR

CAPACITY MBTU'S/HR	PLANT LOAD FACTORS 0.80-0.89	0.90-0.99	TOTAL <1.00	EQUAL 1.00	ABOVE 1.00	ROW TOTAL	CUMTOT <1.00	CUMTOT ALL
EQUAL 0	0.0	0.0	1.97	0.0	1.84	1.88	0.0	0.0
1- 10	1.36	1.60	1.24	0.0	1.61	1.27	1.24	1.27
11- 20	1.27	1.22	1.60	0.0	1.82	1.61	1.37	1.39
21- 30	1.20	2.27	2.06	0.0	1.33	2.04	1.52	1.53
31- 40	3.33	1.50	2.00	0.0	1.83	2.00	1.59	1.60
41- 50	2.00	4.50	1.89	0.0	2.60	1.92	1.62	1.63
51- 60	1.67	0.0	1.94	0.0	2.40	1.96	1.65	1.65
61- 70	1.00	2.00	2.24	0.0	2.50	2.24	1.68	1.68
71- 80	1.00	1.00	2.30	0.0	1.83	2.26	1.70	1.71
81- 90	0.0	0.0	2.60	0.0	3.00	2.61	1.73	1.73
91- 100	1.67	2.00	2.11	0.0	1.20	2.03	1.74	1.74
101- 200	2.00	5.00	2.79	0.0	4.20	2.86	1.89	1.90
201- 300	2.00	0.0	2.93	0.0	4.00	2.96	1.96	1.97
301- 400	2.00	1.00	3.36	0.0	1.33	3.29	2.01	2.02
401- 500	1.00	0.0	3.16	0.0	3.00	3.16	2.04	2.04
501- 600	6.67	5.00	3.86	0.0	0.0	3.86	2.07	2.07
601- 700	0.0	3.00	5.05	0.0	5.00	5.05	2.09	2.09
701- 800	3.00	0.0	7.17	0.0	5.00	6.86	2.13	2.13
801- 900	0.0	0.0	3.80	0.0	0.0	3.80	2.13	2.14
901- 1000	0.0	0.0	6.20	0.0	0.0	6.20	2.14	2.14
1001- 2000	3.00	11.00	6.63	0.0	0.0	6.63	2.23	2.23
2001- 3000	0.0	0.0	5.88	0.0	0.0	5.88	2.24	2.24
3001- 4000	0.0	0.0	12.33	0.0	0.0	12.33	2.25	2.25
4001- 5000	0.0	0.0	1.00	0.0	0.0	1.00	2.25	2.25
5001- 6000	0.0	0.0	9.00	0.0	0.0	9.00	2.25	2.25
6001- 7000	0.0	0.0	0.0	0.0	0.0	0.0	2.25	2.25
7001- 8000	0.0	0.0	0.0	0.0	0.0	0.0	2.25	2.25
8001- 9000	0.0	0.0	0.0	0.0	0.0	0.0	2.25	2.25
9001- 10000	0.0	0.0	8.00	0.0	0.0	8.00	2.25	2.25
10001- 20000	0.0	0.0	0.0	0.0	0.0	0.0	2.25	2.25
20001- 30000	0.0	0.0	0.0	0.0	0.0	0.0	2.25	2.25
30001- 40000	0.0	0.0	0.0	0.0	0.0	0.0	2.25	2.25
40001- 50000	0.0	0.0	0.0	0.0	0.0	0.0	2.25	2.25
50001-100000	0.0	0.0	0.0	0.0	0.0	0.0	2.25	2.25
COLUMN TOTALS	1.92	2.56	2.25	0.0	2.02	2.05		
CUMUL. TOTALS	2.21	2.22	2.22	2.22	2.20			

TABLE ENTRIES ARE NUMBER OF BOILERS
WITHIN CAPACITY AND LOAD FACTOR RANGES

CAPACITY MBTU'S/HR		BOILER LOAD FACTORS EQUAL 0.00	0.01- 0.09	0.10- 0.19	0.20- 0.29	0.30- 0.39	0.40- 0.49	0.50- 0.59	0.60- 0.69	0.70- 0.79
EQUAL	0	121	0	0	0	0	0	0	0	0
1-	10	79	299	351	224	91	48	49	24	16
11-	20	15	84	96	75	46	25	13	17	9
21-	30	13	48	80	51	29	19	14	4	1
31-	40	6	22	46	27	12	13	7	5	1
41-	50	7	21	27	25	15	8	7	5	2
51-	60	8	7	17	18	17	7	5	1	0
61-	70	1	14	15	16	12	4	0	4	1
71-	80	5	9	22	12	13	3	1	3	0
81-	90	1	6	9	5	3	1	2	0	1
91-	100	2	9	11	15	7	6	1	1	0
101-	200	5	18	33	23	12	11	4	1	1
201-	300	0	8	7	5	2	2	0	2	0
301-	400	0	3	6	1	3	0	0	0	0
401-	500	0	4	2	1	2	0	0	0	0
501-	600	0	3	0	2	1	0	0	0	0
601-	700	0	0	0	1	0	0	0	0	0
701-	800	0	0	0	0	0	0	0	0	0
801-	900	0	1	0	0	0	0	0	0	0
901-	1000	0	0	0	0	0	0	0	0	0
1001-	2000	0	1	1	0	0	0	0	0	0
2001-	3000	0	1	0	0	0	0	0	0	0
3001-	4000	0	0	0	0	0	0	0	0	0
4001-	5000	0	0	0	0	0	0	0	0	0
5001-	6000	0	0	0	0	0	0	0	0	0
6001-	7000	0	0	0	0	0	0	0	0	0
7001-	8000	0	0	0	0	0	0	0	0	0
8001-	9000	0	0	0	0	0	0	0	0	0
9001-	10000	0	0	0	0	0	0	0	0	0
10001-	100000	0	0	0	0	0	0	0	0	0
COLUMN TOTALS		263	558	723	501	265	147	103	67	32
CUMUL. TOTALS		0	558	1281	1782	2047	2194	2297	2364	2396

BOILER POPULATION DATA - COMMERCIAL INSTITUTIONAL BOILERS
BOILER CAPACITY BY BOILER LOAD FACTOR AND CAPACITY
ALL BOILERS AND ALL FUELS

TABLE ENTRIES ARE NUMBER OF BOILERS
WITHIN CAPACITY AND LOAD FACTOR RANGES

CAPACITY MBTU'S/HR	BOILER LOAD FACTORS 0.80-0.89	0.90-0.99	TOTAL <1.00	EQUAL 1.00	ABOVE 1.00	ROW TOTAL	CUMTOT <1.00	CUMTOT ALL
EQUAL 0	0	0	121	0	200	321	0	0
1- 10	14	23	1218	0	96	1314	1218	1314
11- 20	8	12	400	0	13	413	1618	1727
21- 30	4	8	271	0	11	282	1889	2009
31- 40	4	3	146	0	10	156	2035	2165
41- 50	1	1	119	0	0	119	2154	2284
51- 60	0	1	81	0	5	86	2235	2370
61- 70	0	0	67	0	1	68	2302	2438
71- 80	1	0	69	0	0	69	2371	2507
81- 90	2	0	30	0	0	30	2401	2537
91- 100	1	2	55	0	2	57	2456	2594
101- 200	1	1	110	0	5	115	2566	2709
201- 300	0	0	26	0	0	26	2592	2735
301- 400	0	0	13	0	0	13	2605	2748
401- 500	0	0	9	0	2	11	2614	2759
501- 600	0	0	6	0	0	6	2620	2765
601- 700	0	0	1	0	0	1	2621	2766
701- 800	0	0	0	0	1	1	2621	2767
801- 900	0	0	1	0	0	1	2622	2768
901- 1000	0	0	0	0	0	0	2622	2768
1001- 2000	0	0	2	0	0	2	2624	2770
2001- 3000	0	0	1	0	0	1	2625	2771
3001- 4000	0	0	0	0	0	0	2625	2771
4001- 5000	0	0	0	0	0	0	2625	2771
5001- 6000	0	0	0	0	0	0	2625	2771
6001- 7000	0	0	0	0	0	0	2625	2771
7001- 8000	0	0	0	0	0	0	2625	2771
8001- 9000	0	0	0	0	0	0	2625	2771
9001- 10000	0	0	0	0	0	0	2625	2771
10001-100000	0	0	0	0	0	0	2625	2771
COLUMN TOTALS	36	51	2746	0	346	3092		
CUMUL. TOTALS	2432	2483	2483	2483	2829			

TABLE ENTRIES ARE NUMBER OF PLANTS
WITHIN CAPACITY AND LOAD FACTOR RANGES

CAPACITY MBTU'S/HR	PLANT LOAD FACTORS EQUAL 0.00	0.01- 0.09	0.10- 0.19	0.20- 0.29	0.30- 0.39	0.40- 0.49	0.50- 0.59	0.60- 0.69	0.70- 0.79
EQUAL 0	59	0	0	0	0	0	0	0	0
1- 10	20	214	182	91	36	27	20	10	7
11- 20	1	41	36	26	22	12	5	8	3
21- 30	1	25	42	16	16	5	7	4	2
31- 40	1	14	26	11	5	5	4	2	1
41- 50	1	13	19	21	8	6	5	2	2
51- 60	0	9	11	16	6	2	8	2	0
61- 70	0	6	10	8	2	2	2	0	1
71- 80	2	3	15	5	1	0	1	2	1
81- 90	0	4	7	6	1	0	1	0	1
91- 100	0	1	6	8	7	0	1	1	0
101- 200	7	12	31	26	15	13	6	1	1
201- 300	2	5	14	13	7	3	0	0	0
301- 400	0	4	7	4	1	2	0	0	0
401- 500	1	3	4	4	4	1	1	0	0
501- 600	0	2	0	1	1	0	0	0	0
601- 700	0	0	1	3	1	1	1	0	0
701- 800	0	0	1	0	2	0	1	0	0
801- 900	0	1	1	1	0	0	0	0	0
901- 1000	0	0	1	0	0	0	0	0	0
1001- 2000	0	2	3	0	0	0	0	0	0
2001- 3000	0	1	0	0	0	0	0	0	0
3001- 4000	0	0	0	0	0	0	0	0	0
4001- 5000	0	0	0	0	0	0	0	0	0
5001- 6000	0	0	0	0	0	0	0	0	0
6001- 7000	0	0	0	0	0	0	0	0	0
7001- 8000	0	0	0	0	0	0	0	0	0
8001- 9000	0	0	0	0	0	0	0	0	0
9001- 10000	0	0	0	0	0	0	0	0	0
10001- 20000	0	0	0	0	0	0	0	0	0
20001- 30000	0	0	0	0	0	0	0	0	0
30001- 40000	0	0	0	0	0	0	0	0	0
40001- 50000	0	0	0	0	0	0	0	0	0
50001-100000	0	0	0	0	0	0	0	0	0
COLUMN TOTALS	95	360	417	260	135	79	63	32	19
CUMUL. TOTALS	0	360	777	1037	1172	1251	1314	1346	1365

CA1-3

BOILER POPULATION DATA - COMMERCIAL INSTITUTIONAL BOILERS
PLANT CAPACITY BY PLANT LOAD FACTOR
ALL BOILERS AND ALL FUELS

TABLE ENTRIES ARE NUMBER OF PLANTS
WITHIN CAPACITY AND LOAD FACTOR RANGES

CAPACITY MBTU'S/HR	PLANT LOAD FACTORS 0.80-0.89	0.90-0.99	TOTAL <1.00	EQUAL 1.00	ABOVE 1.00	ROW TOTAL	CUMTOT <1.00	CUMTOT ALL
EQUAL 0	0	0	59	0	111	170	0	0
1- 10	5	12	624	0	58	682	624	682
11- 20	1	3	158	0	7	165	782	847
21- 30	2	3	123	0	9	132	905	979
31- 40	1	2	72	0	6	78	977	1057
41- 50	2	3	82	0	2	84	1059	1141
51- 60	1	1	56	0	3	59	1115	1200
61- 70	2	0	33	0	0	33	1148	1233
71- 80	0	0	30	0	0	30	1178	1263
81- 90	2	0	22	0	0	22	1200	1285
91- 100	1	1	26	0	1	27	1226	1312
101- 200	1	2	115	0	6	121	1341	1433
201- 300	0	0	44	0	0	44	1385	1477
301- 400	0	0	18	0	2	20	1403	1497
401- 500	0	0	18	0	0	18	1421	1515
501- 600	0	0	4	0	0	4	1425	1519
601- 700	0	0	7	0	0	7	1432	1526
701- 800	0	0	4	0	0	4	1436	1530
801- 900	0	0	3	0	0	3	1439	1533
901- 1000	0	0	1	0	1	2	1440	1535
1001- 2000	0	0	5	0	0	5	1445	1540
2001- 3000	0	0	1	0	0	1	1446	1541
3001- 4000	0	0	0	0	0	0	1446	1541
4001- 5000	0	0	0	0	0	0	1446	1541
5001- 6000	0	0	0	0	0	0	1446	1541
6001- 7000	0	0	0	0	0	0	1446	1541
7001- 8000	0	0	0	0	0	0	1446	1541
8001- 9000	0	0	0	0	0	0	1446	1541
9001- 10000	0	0	0	0	0	0	1446	1541
10001- 20000	0	0	0	0	0	0	1446	1541
20001- 30000	0	0	0	0	0	0	1446	1541
30001- 40000	0	0	0	0	0	0	1446	1541
40001- 50000	0	0	0	0	0	0	1446	1541
50001-100000	0	0	0	0	0	0	1446	1541
COLUMN TOTALS	18	27	1505	0	206	1711		
CUMUL. TOTALS	1383	1410	1410	1410	1616			

X--INDIVIDUAL BOILERS
*--INDIVIDUAL PLANTS

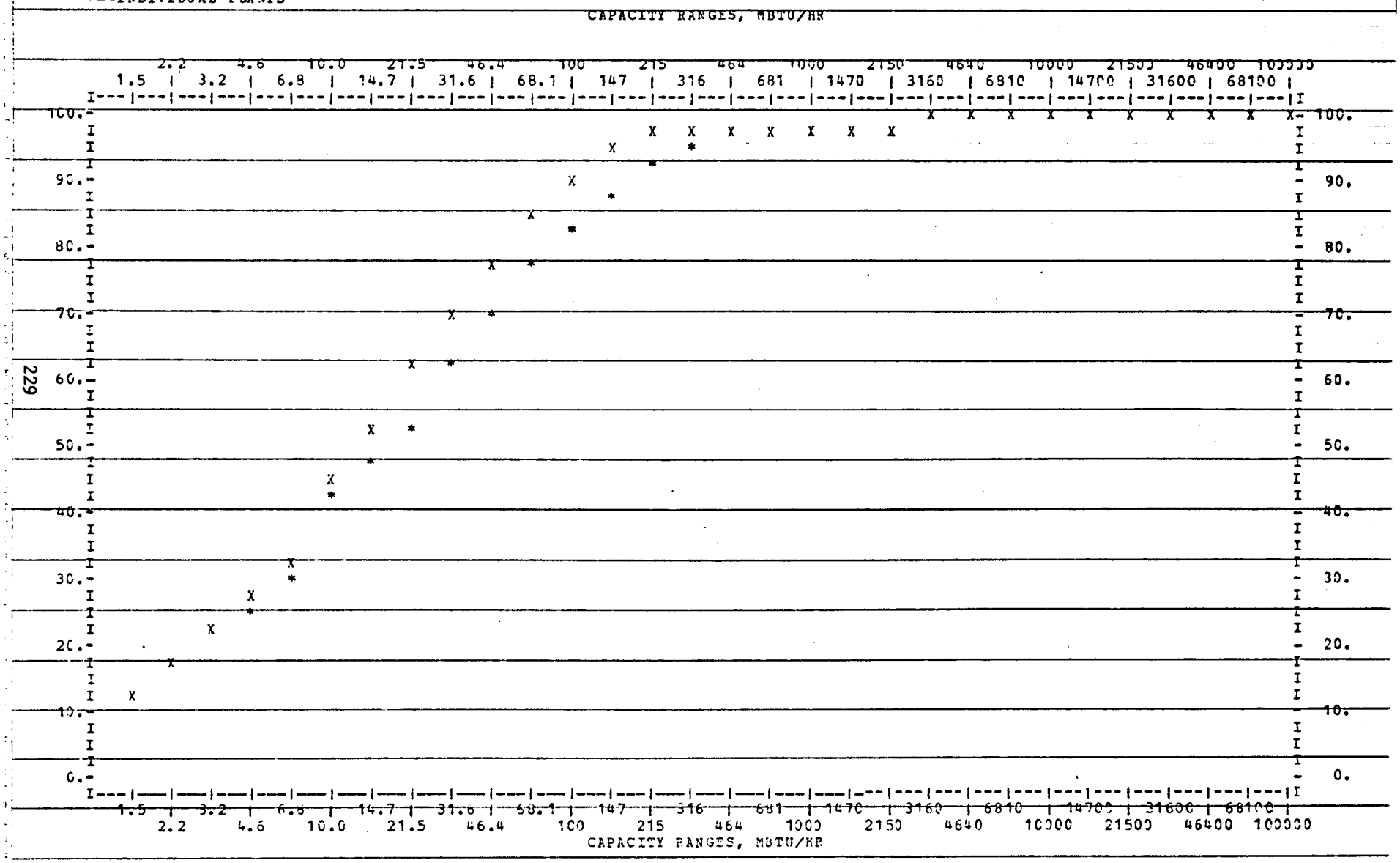

NUMBER OF BOILERS (ALL DATA) = 3092 NUMBER OF BOILERS (RELIABLE DATA) = 2483
NUMBER OF PLANTS (ALL DATA) = 1711 NUMBER OF PLANTS (RELIABLE DATA) = 1413

CA1-5

BOILER POPULATION DATA - COMMERCIAL INSTITUTIONAL BOILERS
ALL BOILERS AND ALL FUELS
LOAD FACTORS

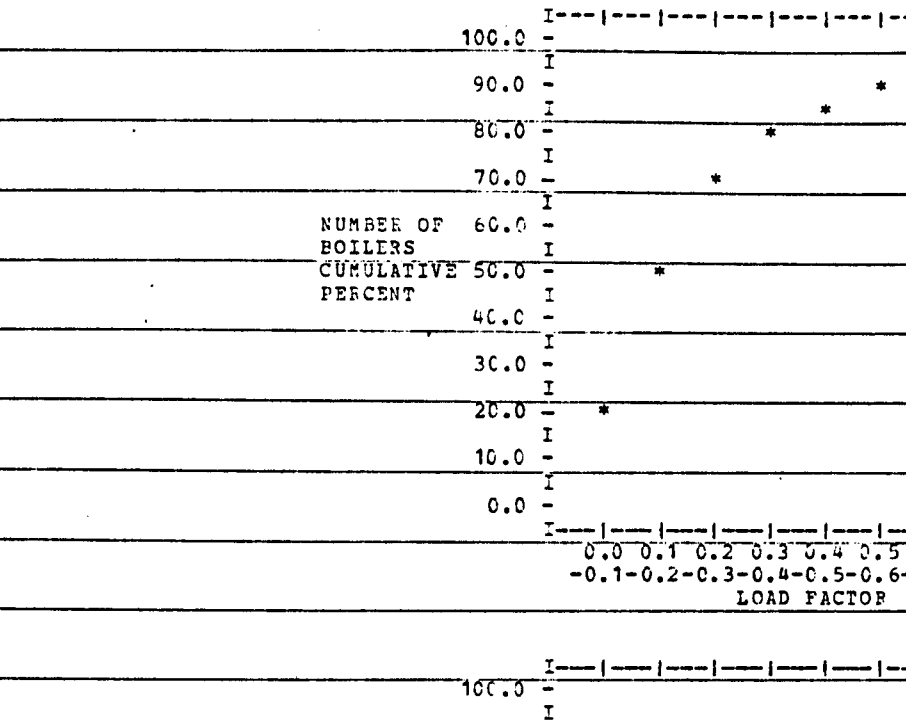

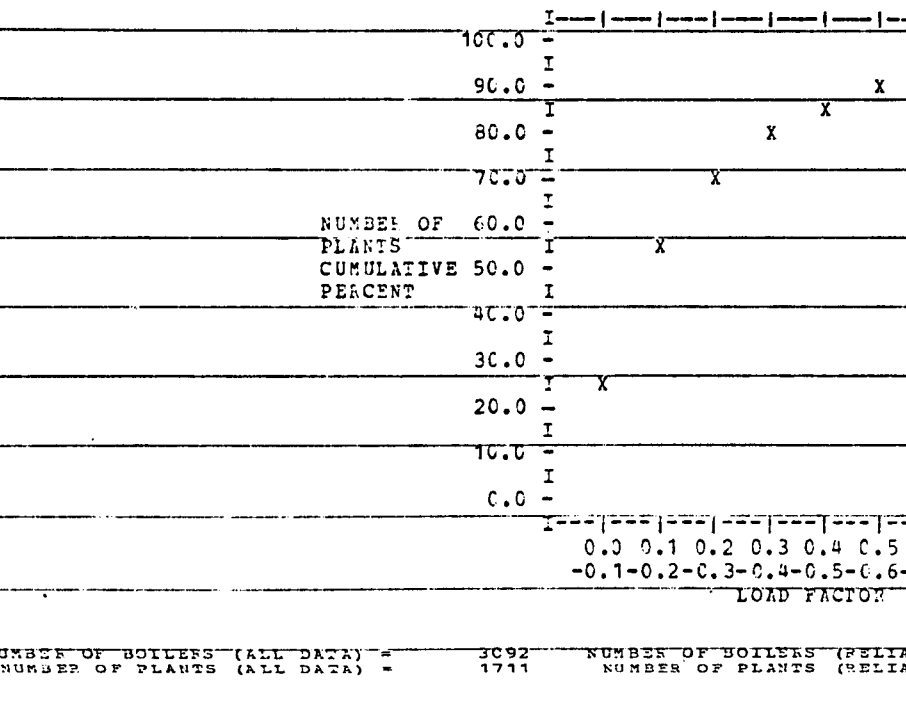

NUMBER OF BOILERS (ALL DATA) = 3092 NUMBER OF BOILERS (RELIABLE DATA) = 2483
NUMBER OF PLANTS (ALL DATA) = 1711 NUMBER OF PLANTS (RELIABLE DATA) = 1410

CA1-6



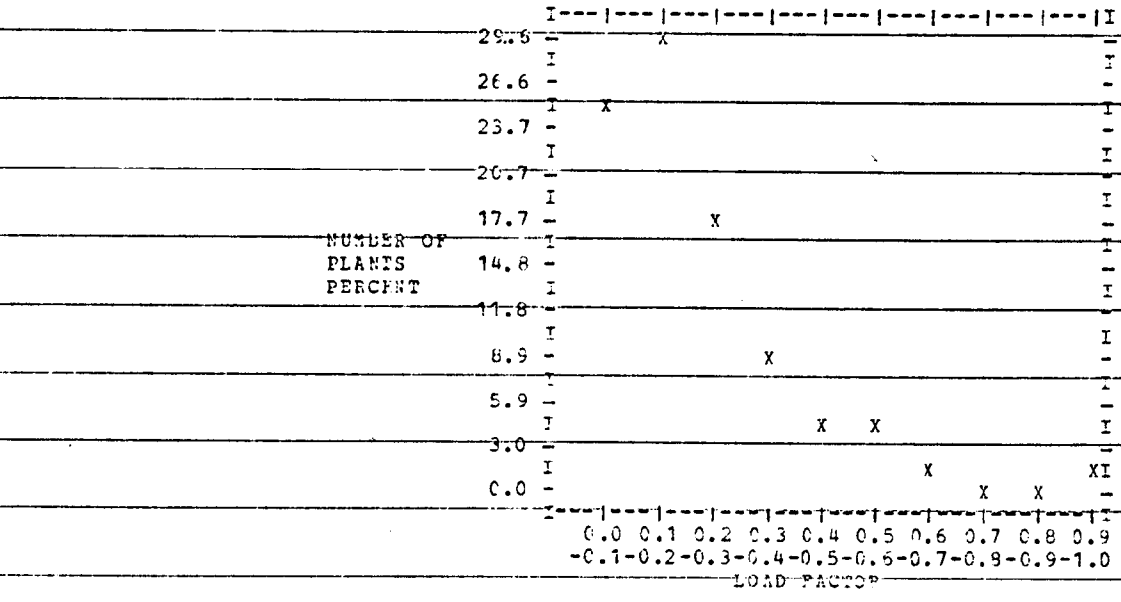

NUMBER OF BOILERS (ALL DATA) = 3692 NUMBER OF BOILERS (RELIABLE DATA) = 2483
NUMBER OF PLANTS (ALL DATA) = 1711 NUMBER OF PLANTS (RELIABLE DATA) = 1410

CA1-7

ALL BOILERS AND ALL FUELS

TABLE ENTRIES ARE TOTAL CAPACITY
WITHIN CAPACITY AND LOAD FACTOR RANGES

BOILER LOAD FACTORS

CAPACITY MBTU'S/HR	EQUAL 0.00	0.01- 0.09	0.10- 0.19	0.20- 0.29	0.30- 0.39	0.40- 0.49	0.50- 0.59	0.60- 0.69	0.70- 0.79
EQUAL 0	0.	0.	0.	0.	0.	0.	0.	0.	0.
1- 10	245.	1476.	1248.	858.	348.	179.	206.	88.	103.
11- 20	247.	1170.	1493.	1126.	714.	403.	201.	274.	145.
21- 30	337.	1220.	2053.	1297.	756.	472.	352.	112.	23.
31- 40	221.	775.	1629.	966.	411.	453.	253.	182.	40.
41- 50	325.	969.	1251.	1147.	721.	378.	335.	245.	99.
51- 60	472.	392.	958.	1026.	950.	387.	278.	60.	0.
61- 70	62.	926.	972.	1067.	787.	256.	0.	256.	67.
71- 80	374.	676.	1642.	895.	1007.	234.	80.	227.	0.
81- 90	85.	509.	766.	420.	270.	85.	172.	0.	90.
91- 100	196.	889.	1061.	1459.	680.	588.	100.	100.	0.
101- 200	841.	2501.	4399.	2952.	1715.	1497.	534.	146.	120.
201- 300	0.	2134.	1714.	1483.	512.	424.	0.	430.	0.
301- 400	0.	993.	2125.	380.	983.	0.	0.	0.	0.
401- 500	0.	1742.	658.	450.	822.	0.	0.	0.	0.
501- 600	0.	1715.	0.	1120.	520.	0.	0.	0.	0.
601- 700	0.	0.	0.	672.	0.	0.	0.	0.	0.
701- 800	0.	0.	0.	0.	0.	0.	0.	0.	0.
801- 900	0.	885.	0.	0.	0.	0.	0.	0.	0.
901- 1000	0.	0.	0.	0.	0.	0.	0.	0.	0.
1001- 2000	0.	1750.	1904.	0.	0.	0.	0.	0.	0.
2001- 3000	0.	2626.	0.	0.	0.	0.	0.	0.	0.
3001- 4000	0.	0.	0.	0.	0.	0.	0.	0.	0.
4001- 5000	0.	0.	0.	0.	0.	0.	0.	0.	0.
5001- 6000	0.	0.	0.	0.	0.	0.	0.	0.	0.
6001- 7000	0.	0.	0.	0.	0.	0.	0.	0.	0.
7001- 8000	0.	0.	0.	0.	0.	0.	0.	0.	0.
8001- 9000	0.	0.	0.	0.	0.	0.	0.	0.	0.
9001- 10000	0.	0.	0.	0.	0.	0.	0.	0.	0.
10001-100000	0.	0.	0.	0.	0.	0.	0.	0.	0.
COLUMN TOTALS	3405.	23348.	24073.	17318.	11196.	5356.	2511.	2120.	687.
CUMUL. TOTALS	0.	23348.	47421.	64739.	75935.	81291.	83802.	85922.	86609.

BOILER POPULATION DATA - COMMERCIAL INSTITUTIONAL BOILERS
BOILER CAPACITY BY BOILER LOAD FACTOR AND CAPACITY
ALL BOILERS AND ALL FUELS

TABLE ENTRIES ARE TOTAL CAPACITY
WITHIN CAPACITY AND LOAD FACTOR RANGES

CAPACITY MBTU'S/HR	0.80- 0.89	0.90- 0.99	BOILER LOAD FACTORS TOTAL <1.00	EQUAL 1.00	ABOVE 1.00	ROW TOTAL	CUMTOT <1.00	CUMTOT ALL
EQUAL 0	0.	0.	0.	0.	0.	0.	0.	0.
1- 10	53.	92.	4896.	0.	346.	5242.	4896.	5242.
11- 20	129.	197.	6099.	0.	190.	6289.	10995.	11531.
21- 30	111.	213.	6946.	0.	293.	7239.	17941.	18770.
31- 40	143.	103.	5176.	0.	365.	5541.	23117.	24311.
41- 50	42.	50.	5562.	0.	0.	5562.	28679.	29873.
51- 60	0.	60.	4583.	0.	271.	4854.	33262.	34727.
61- 70	0.	0.	4393.	0.	70.	4463.	37655.	39190.
71- 80	72.	0.	5207.	0.	0.	5207.	42862.	44397.
81- 90	176.	0.	2973.	0.	0.	2573.	45435.	46970.
91- 100	100.	200.	5373.	0.	200.	5573.	50808.	52543.
101- 200	120.	195.	15020.	0.	780.	15800.	65828.	68343.
201- 300	0.	0.	6697.	0.	0.	6697.	72525.	75040.
301- 400	0.	0.	4481.	0.	0.	4481.	77006.	79521.
401- 500	0.	0.	3872.	0.	928.	4800.	80878.	84321.
501- 600	0.	0.	3355.	0.	0.	3355.	84233.	87676.
601- 700	0.	0.	672.	0.	0.	672.	84905.	88348.
701- 800	0.	0.	0.	0.	735.	735.	84905.	89083.
801- 900	0.	0.	885.	0.	0.	885.	85790.	89968.
901- 1000	0.	0.	0.	0.	0.	0.	85790.	89968.
1001- 2000	0.	0.	3654.	0.	0.	3654.	89444.	93622.
2001- 3000	0.	0.	2626.	0.	0.	2626.	92070.	96248.
3001- 4000	0.	0.	0.	0.	0.	0.	92070.	96248.
4001- 5000	0.	0.	0.	0.	0.	0.	92070.	96248.
5001- 6000	0.	0.	0.	0.	0.	0.	92070.	96248.
6001- 7000	0.	0.	0.	0.	0.	0.	92070.	96248.
7001- 8000	0.	0.	0.	0.	0.	0.	92070.	96248.
8001- 9000	0.	0.	0.	0.	0.	0.	92070.	96248.
9001- 10000	0.	0.	0.	0.	0.	0.	92070.	96248.
10001-100000	0.	0.	0.	0.	0.	0.	92070.	96248.
COLUMN TOTALS	946.	1110.	92070.	0.	4178.	96248.		
CUMUL. TOTALS	87555.	88665.	88665.	88665.	92843.			

TABLE ENTRIES ARE TOTAL CAPACITY
WITHIN CAPACITY AND LOAD FACTOR RANGES

CAPACITY MBTU'S/HR	PLANT LOAD FACTORS EQUAL 0.00	0.01- 0.09	0.10- 0.19	0.20- 0.29	0.30- 0.39	0.40- 0.49	0.50- 0.59	0.60- 0.69	0.70- 0.79
EQUAL 0	0.	0.	0.	0.	0.	0.	0.	0.	0.
1- 10	48.	1080.	553.	314.	155.	113.	100.	24.	31.
11- 20	13.	553.	553.	400.	355.	185.	84.	127.	51.
21- 30	21.	636.	1051.	400.	414.	142.	180.	108.	49.
31- 40	36.	482.	906.	385.	177.	187.	133.	70.	40.
41- 50	43.	600.	856.	978.	362.	276.	241.	95.	91.
51- 60	0.	503.	638.	907.	330.	102.	449.	117.	0.
61- 70	0.	394.	662.	529.	136.	128.	129.	0.	67.
71- 80	152.	225.	1129.	367.	75.	0.	76.	147.	80.
81- 90	0.	349.	582.	505.	90.	0.	90.	0.	90.
91- 100	0.	96.	574.	759.	677.	0.	100.	100.	0.
101- 200	1175.	1749.	4443.	3797.	2155.	1893.	794.	146.	155.
201- 300	530.	1182.	3353.	3430.	1735.	847.	0.	0.	0.
301- 400	0.	1315.	2525.	1396.	363.	698.	0.	0.	0.
401- 500	457.	1316.	1713.	1787.	1774.	495.	460.	0.	0.
501- 600	0.	1187.	0.	600.	576.	0.	0.	0.	0.
601- 700	0.	0.	611.	2017.	630.	700.	697.	0.	0.
701- 800	0.	0.	767.	0.	1459.	0.	735.	0.	0.
801- 900	0.	885.	831.	861.	0.	0.	0.	0.	0.
901- 1000	0.	0.	972.	0.	0.	0.	0.	0.	0.
1001- 2000	0.	3544.	4538.	0.	0.	0.	0.	0.	0.
2001- 3000	0.	2639.	0.	0.	0.	0.	0.	0.	0.
3001- 4000	0.	0.	0.	0.	0.	0.	0.	0.	0.
4001- 5000	0.	0.	0.	0.	0.	0.	0.	0.	0.
5001- 6000	0.	0.	0.	0.	0.	0.	0.	0.	0.
6001- 7000	0.	0.	0.	0.	0.	0.	0.	0.	0.
7001- 8000	0.	0.	0.	0.	0.	0.	0.	0.	0.
8001- 9000	0.	0.	0.	0.	0.	0.	0.	0.	0.
9001- 10000	0.	0.	0.	0.	0.	0.	0.	0.	0.
10001- 20000	0.	0.	0.	0.	0.	0.	0.	0.	0.
20001- 30000	0.	0.	0.	0.	0.	0.	0.	0.	0.
30001- 40000	0.	0.	0.	0.	0.	0.	0.	0.	0.
40001- 50000	0.	0.	0.	0.	0.	0.	0.	0.	0.
50001-100000	0.	0.	0.	0.	0.	0.	0.	0.	0.
COLUMN TOTALS	2475.	18735.	27257.	19432.	11463.	5766.	4268.	934.	654.
CUMUL. TOTALS	0.	18735.	45992.	65424.	76887.	82653.	86921.	87855.	88509.

BOILER POPULATION DATA - COMMERCIAL INSTITUTIONAL BOILERS
PLANT CAPACITY BY PLANT LOAD FACTOR AND CAPACITY
ALL BOILERS AND ALL FUELS

TABLE ENTRIES ARE TOTAL CAPACITY
WITHIN CAPACITY AND LOAD FACTOR RANGES

CAPACITY MBTU'S/HR	PLANT LOAD FACTORS 0.80-0.89	0.90-0.99	TOTAL <1.00	EQUAL 1.00	ABOVE 1.00	ROW TOTAL	CUMTOT <1.00	CUMTOT ALL
EQUAL 0	0.	0.	0.	0.	0.	0.	0.	0.
1- 10	17.	57.	2492.	0.	222.	2714.	2492.	2714.
11- 20	11.	51.	2383.	0.	97.	2480.	4875.	5194.
21- 30	51.	80.	3132.	0.	231.	3363.	8007.	8557.
31- 40	35.	66.	2517.	0.	200.	2717.	10524.	11274.
41- 50	84.	139.	3765.	0.	91.	3856.	14289.	15130.
51- 60	54.	51.	3151.	0.	160.	3311.	17440.	18441.
61- 70	138.	0.	2183.	0.	0.	2183.	19623.	20624.
71- 80	0.	0.	2251.	0.	0.	2251.	21874.	22875.
81- 90	176.	0.	1882.	0.	0.	1882.	23756.	24757.
91- 100	94.	100.	2500.	0.	91.	2591.	26256.	27348.
101- 200	120.	311.	16738.	0.	866.	17604.	42994.	44952.
201- 300	0.	0.	11077.	0.	0.	11077.	54071.	56029.
301- 400	0.	0.	6297.	0.	720.	7017.	60368.	63046.
401- 500	0.	0.	8002.	0.	0.	8002.	68370.	71048.
501- 600	0.	0.	2363.	0.	0.	2363.	70733.	73411.
601- 700	0.	0.	4655.	0.	0.	4655.	75388.	78066.
701- 800	0.	0.	2961.	0.	0.	2961.	78349.	81027.
801- 900	0.	0.	2577.	0.	0.	2577.	80926.	83604.
901- 1000	0.	0.	972.	0.	951.	1923.	81898.	85527.
1001- 2000	0.	0.	8082.	0.	0.	8082.	89980.	93609.
2001- 3000	0.	0.	2639.	0.	0.	2639.	92619.	96248.
3001- 4000	0.	0.	0.	0.	0.	0.	92619.	96248.
4001- 5000	0.	0.	0.	0.	0.	0.	92619.	96248.
5001- 6000	0.	0.	0.	0.	0.	0.	92619.	96248.
6001- 7000	0.	0.	0.	0.	0.	0.	92619.	96248.
7001- 8000	0.	0.	0.	0.	0.	0.	92619.	96248.
8001- 9000	0.	0.	0.	0.	0.	0.	92619.	96248.
9001- 10000	0.	0.	0.	0.	0.	0.	92619.	96248.
10001- 20000	0.	0.	0.	0.	0.	0.	92619.	96248.
20001- 30000	0.	0.	0.	0.	0.	0.	92619.	96248.
30001- 40000	0.	0.	0.	0.	0.	0.	92619.	96248.
40001- 50000	0.	0.	0.	0.	0.	0.	92619.	96248.
50001-100000	0.	0.	0.	0.	0.	0.	92619.	96248.
COLUMN TOTALS	780.	855.	92619.	0.	3629.	96248.		
CUMUL. TOTALS	89289.	90144.	90144.	90144.	93773.			

CA2-4

X--INDIVIDUAL BOILERS
*--PLANTS

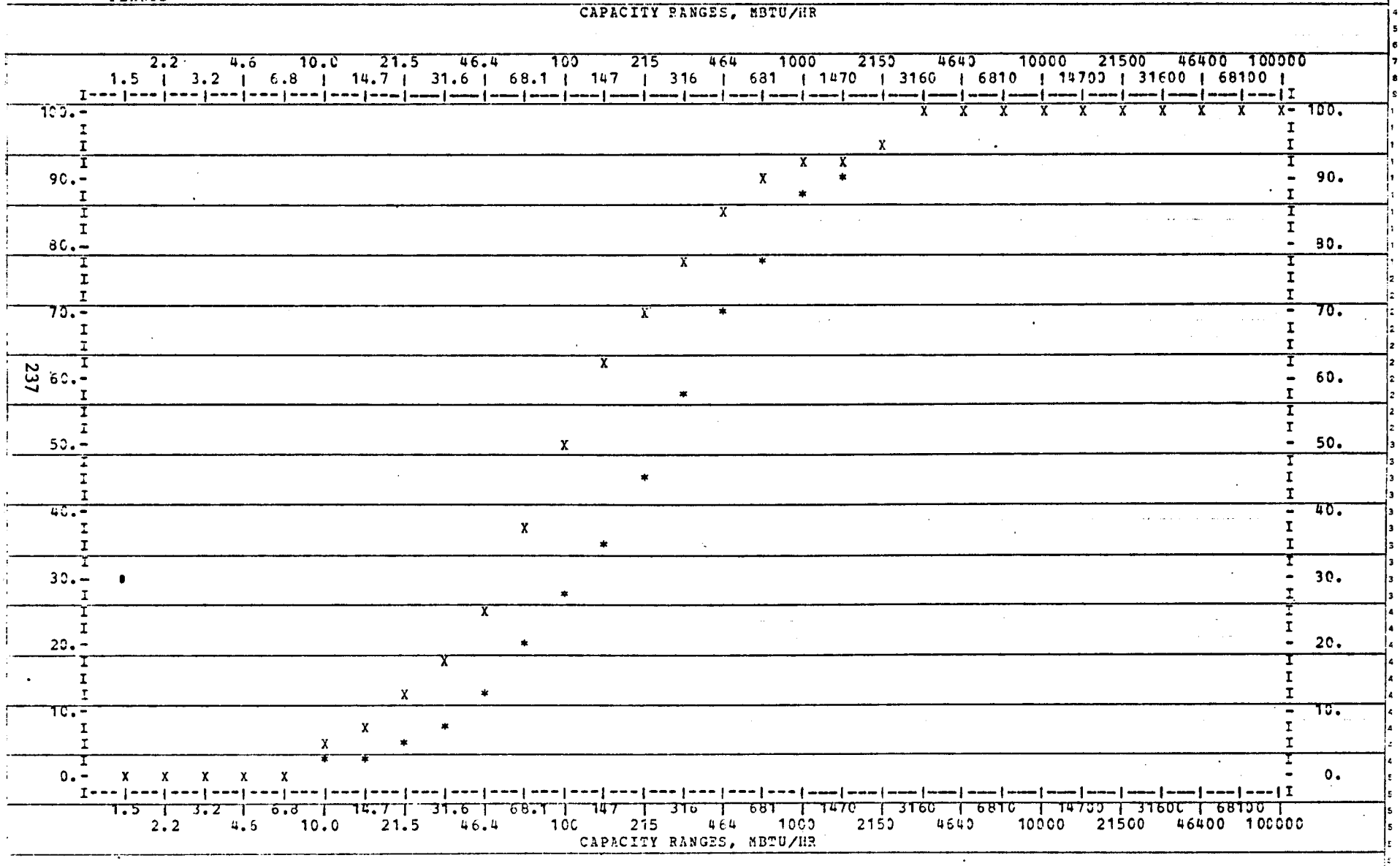

BOILER CATACITIES (ALL DATA) = 96248. BOILER CAPACITIES (RELIABLE DATA) = 88665.
PLANT CAPACITIES (ALL DATA) = 96248. PLANT CAPACITIES (RELIABLE DATA) = 90144.

CA2-5

BOILER POPULATION DATA - COMMERCIAL INSTITUTIONAL BOILERS
ALL BOILERS AND ALL FUELS
LOAD FACTORS



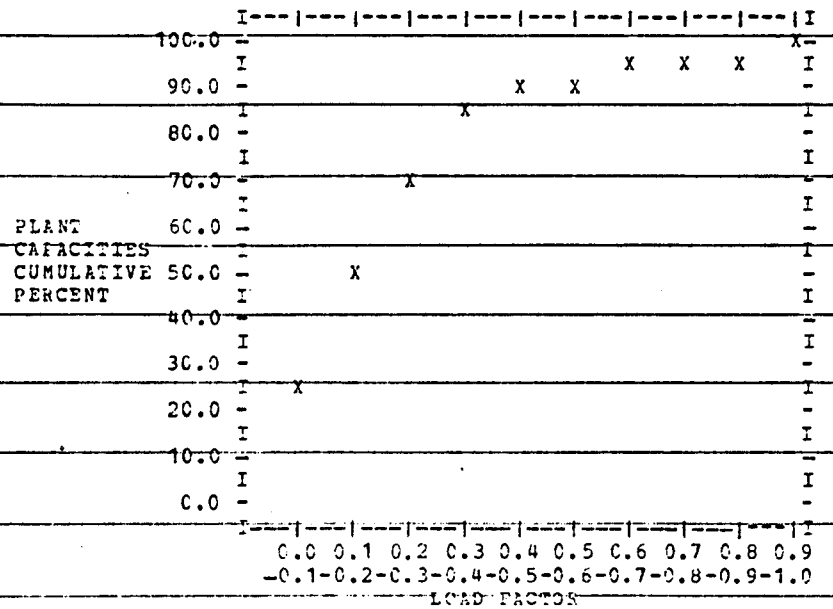

BOILER CAPACITIES (ALL DATA) = 96248. BOILER CAPACITIES (RELIABLE DATA) = 88665.
PLANT CAPACITIES (ALL DATA) = 96248. PLANT CAPACITIES (RELIABLE DATA) = 93144.

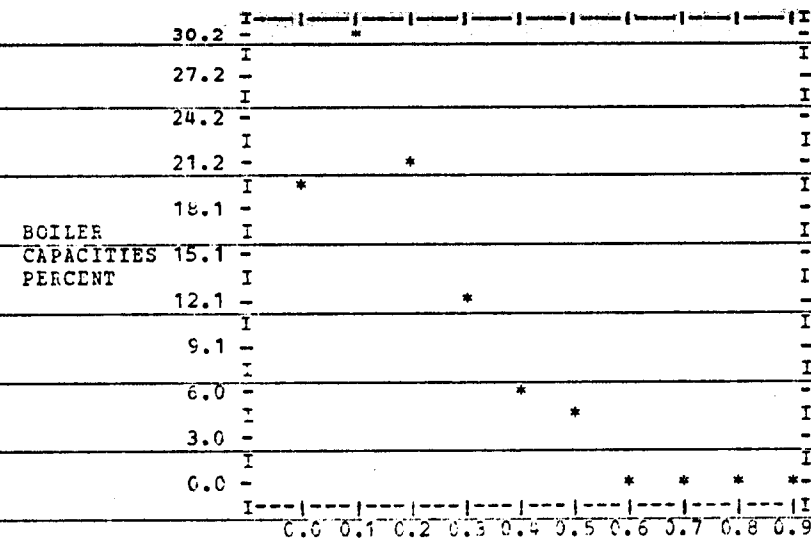



BOILER CAPACITIES (ALL DATA) = 96248. BOILER CAPACITIES (RELIABLE DATA) = 88655.
PLANT CAPACITIES (ALL DATA) = 96248. PLANT CAPACITIES (RELIABLE DATA) = 90144.

CA2-7

BOILER POPULATION DATA - COMMERCIAL-INSTITUTIONAL BOILERS
BOILER CAPACITY BY BOILER FUEL SULFUR CONTENT
ALL BOILERS AND ALL FUELS

TABLE ENTRIES ARE NUMBER OF BOILERS
WITHIN CAPACITY AND FUEL SULFUR CONTENT RANGES

BOILER FUEL SULFUR CONTENT (WEIGHT PERCENT, EQUIVALENT BTU BASIS)

CAPACITY MBTU'S/HR	EQUAL 0.	>0. -.2	>.2 -.3	>.3 -.4	>.4 -.6	>.6 -.8	>.8 -1.0	>1.0 -1.2	>1.2 -1.5
EQUAL 0	184	21	25	14	20	16	13	5	1
1- 10	370	56	101	72	59	195	197	26	55
11- 20	68	19	11	3	15	41	77	24	22
21- 30	41	17	8	1	12	39	45	4	20
31- 40	30	9	4	1	6	14	31	2	7
41- 50	15	1	2	1	7	6	21	1	7
51- 60	14	4	0	0	7	6	6	3	8
61- 70	11	3	4	4	1	2	12	0	6
71- 80	10	7	0	0	2	14	11	2	7
81- 90	3	2	1	0	4	3	3	0	1
91- 100	9	5	2	5	2	2	7	2	3
101- 200	25	9	7	1	7	9	22	0	6
201- 300	6	2	5	0	0	2	2	1	0
301- 400	2	2	0	1	0	4	1	0	0
401- 500	2	2	1	0	1	2	2	0	1
501- 600	2	3	0	0	1	0	0	0	0
601- 700	0	0	0	0	0	0	1	0	0
701- 800	0	0	0	0	1	0	0	0	0
801- 900	0	0	0	0	0	0	1	0	0
901- 1000	0	0	0	0	0	0	0	0	0
1001- 2000	1	1	0	0	0	0	0	0	0
2001- 3000	1	0	0	0	0	0	0	0	0
3001- 4000	0	0	0	0	0	0	0	0	0
4001- 5000	0	0	0	0	0	0	0	0	0
5001- 6000	0	0	0	0	0	0	0	0	0
6001- 7000	0	0	0	0	0	0	0	0	0
7001- 8000	0	0	0	0	0	0	0	0	0
8001- 9000	0	0	0	0	0	0	0	0	0
9001- 10000	0	0	0	0	0	0	0	0	0
10001-100000	0	0	0	0	0	0	0	0	0
COLUMN TOTALS	794	163	171	103	145	355	452	70	144
CUMUL. TOTALS	794	957	1128	1231	1376	1731	2183	2253	2397

BOILER POPULATION DATA - COMMERCIAL-INSTITUTIONAL BOILERS
BOILER CAPACITY BY BOILER FUEL SULFUR CONTENT
ALL BOILERS AND ALL FUELS

TABLE ENTRIES ARE NUMBER OF BOILERS
WITHIN CAPACITY AND FUEL SULFUR CONTENT RANGES

CAPACITY MBTU'S/HR	BOILER FUEL SULFUR CONTENT (WEIGHT PERCENT, EQUIVALENT BTU BASIS) >1.5 -2.0	>2.0 -2.5	>2.5 -3.0	>3.0 -3.5	>3.5 -4.0	>4.0 -5.0	>5.0	ROW TOTAL	CUMTOT ALL
EQUAL 0	10	5	4	0	3	0	0	321	321
1- 10	89	60	21	9	4	0	0	1314	1635
11- 20	68	37	15	8	1	0	4	413	2048
21- 30	39	31	19	4	0	2	0	282	2330
31- 40	24	10	13	3	0	0	2	156	2486
41- 50	15	19	15	8	1	0	0	119	2605
51- 60	15	14	6	1	1	0	1	86	2691
61- 70	4	7	9	4	0	0	1	68	2759
71- 80	4	6	6	0	0	0	0	69	2828
81- 90	5	7	1	0	0	0	0	30	2858
91- 100	11	6	3	0	0	0	0	57	2915
101- 200	4	12	9	3	1	0	0	115	3030
201- 300	3	5	0	0	0	0	0	26	3056
301- 400	0	1	0	2	0	0	0	13	3069
401- 500	0	0	0	0	0	0	0	11	3080
501- 600	0	0	0	0	0	0	0	6	3086
601- 700	0	0	0	0	0	0	0	1	3087
701- 800	0	0	0	0	0	0	0	1	3088
801- 900	0	0	0	0	0	0	0	1	3089
901- 1000	0	0	0	0	0	0	0	0	3089
1001- 2000	0	0	0	0	0	0	0	2	3091
2001- 3000	0	0	0	0	0	0	0	1	3092
3001- 4000	0	0	0	0	0	0	0	0	3092
4001- 5000	0	0	0	0	0	0	0	0	3092
5001- 6000	0	0	0	0	0	0	0	0	3092
6001- 7000	0	0	0	0	0	0	0	0	3092
7001- 8000	0	0	0	0	0	0	0	0	3092
8001- 9000	0	0	0	0	0	0	0	0	3092
9001- 10000	0	0	0	0	0	0	0	0	3092
10001-100000	0	0	0	0	0	0	0	0	3092
COLUMN TOTALS	291	220	121	42	11	2	8	3092	
CUMUL. TOTALS	2688	2908	3029	3071	3082	3084	3092		

PLANT CAPACITY BY PLANT FUEL SULFUR CONTENT
ALL BOILERS AND ALL FUELS

TABLE ENTRIES ARE NUMBER OF PLANTS
WITHIN CAPACITY AND FUEL SULFUR CONTENT RANGES.

CAPACITY MEGAWATTS/TB	PLANT FUEL SULFUR CONTENT (WEIGHT PERCENT, EQUIVALENT BTU BASIS) EQUAL 0.	>0. -.2	>.2 -.3	>.3 -.4	>.4 -.6	>.6 -.8	>.8 -1.0	>1.0 -1.2	>1.2 -1.5
0	92	12	14	8	17	6	7	2	1
1- 10	195	22	53	48	42	154	79	4	11
11- 20	30	9	4	2	4	20	32	6	9
21- 30	21	8	2	0	7	31	21	0	4
31- 40	11	4	2	0	5	8	13	1	5
41- 50	7	5	4	0	3	9	12	2	6
51- 60	4	2	2	0	3	4	13	2	3
61- 70	2	1	1	0	0	3	3	0	2
71- 80	4	3	0	0	4	0	1	2	1
81- 90	2	1	2	0	4	1	2	0	1
91- 100	2	5	0	1	1	1	2	1	2
101- 200	19	7	5	3	11	5	21	3	7
201- 300	6	3	1	1	3	6	7	1	3
301- 400	1	1	2	1	1	2	3	1	0
401- 500	2	3	1	1	2	3	2	0	2
501- 600	0	1	0	0	1	0	0	0	1
601- 700	0	1	1	0	0	0	2	1	0
701- 800	0	1	1	0	1	1	0	0	0
801- 900	0	0	0	0	0	0	2	1	0
901- 1000	1	0	1	0	0	0	0	0	0
1001- 2000	1	2	0	0	0	1	1	0	0
2001- 3000	1	0	0	0	0	0	0	0	0
3001- 4000	0	0	0	0	0	0	0	0	0
4001- 5000	0	0	0	0	0	0	0	0	0
5001- 6000	0	0	0	0	0	0	0	0	0
6001- 7000	0	0	0	0	0	0	0	0	0
7001- 8000	0	0	0	0	0	0	0	0	0
8001- 9000	0	0	0	0	0	0	0	0	0
9001- 10000	0	0	0	0	0	0	0	0	0
10001- 20000	0	0	0	0	0	0	0	0	0
20001- 30000	0	0	0	0	0	0	0	0	0
30001- 40000	0	0	0	0	0	0	0	0	0
40001- 50000	0	0	0	0	0	0	0	0	0
50001-100000	0	0	0	0	0	0	0	0	0
COLUMN TOTALS	401	91	96	65	109	255	221	27	58
CUMUL. TOTALS	401	492	588	652	761	1017	1238	1265	1323

BOILER POPULATION DATA - COMMERCIAL-INSTITUTIONAL BOILERS
PLANT CAPACITY BY PLANT FUEL SULFUR CONTENT
ALL BOILERS AND ALL FUELS

TABLE ENTRIES ARE NUMBER OF PLANTS
WITHIN CAPACITY AND FUEL SULFUR CONTENT RANGES

PLANT FUEL SULFUR CONTENT (WEIGHT PERCENT, EQUIVALENT BTU BASIS)

CAPACITY MBTU'S/HR	>1.5 -2.0	>2.0 -2.5	>2.5 -3.0	>3.0 -3.5	>3.5 -4.0	>4.0 -5.0	>5.0	ROW TOTAL	CUMTOT ALL
EQUAL 0	5	1	4	0	1	0	0	170	170
1- 10	26	31	10	5	2	0	0	682	852
11- 20	23	23	4	0	1	0	0	165	1017
21- 30	13	19	5	1	0	0	0	132	1149
31- 40	16	7	4	2	0	0	0	78	1227
41- 50	15	13	5	1	1	0	1	84	1311
51- 60	12	9	2	1	1	1	0	59	1370
61- 70	6	6	7	2	0	0	0	33	1403
71- 80	6	7	2	0	0	0	0	30	1433
81- 90	2	5	2	0	0	0	0	22	1455
91- 100	4	5	2	1	0	0	0	27	1482
101- 200	9	15	10	4	1	0	1	121	1603
201- 300	6	2	4	1	0	0	0	44	1647
301- 400	3	2	1	2	0	0	0	20	1667
401- 500	1	0	1	0	0	0	0	18	1685
501- 600	0	1	0	0	0	0	0	4	1689
601- 700	1	1	0	0	0	0	0	7	1696
701- 800	0	0	0	0	0	0	0	4	1700
801- 900	0	0	0	0	0	0	0	3	1703
901- 1000	0	0	0	0	0	0	0	2	1705
1001- 2000	0	0	0	0	0	0	0	5	1710
2001- 3000	0	0	0	0	0	0	0	1	1711
3001- 4000	0	0	0	0	0	0	0	0	1711
4001- 5000	0	0	0	0	0	0	0	0	1711
5001- 6000	0	0	0	0	0	0	0	0	1711
6001- 7000	0	0	0	0	0	0	0	0	1711
7001- 8000	0	0	0	0	0	0	0	0	1711
8001- 9000	0	0	0	0	0	0	0	0	1711
9001- 10000	0	0	0	0	0	0	0	0	1711
10001- 20000	0	0	0	0	0	0	0	0	1711
20001- 30000	0	0	0	0	0	0	0	0	1711
30001- 40000	0	0	0	0	0	0	0	0	1711
40001- 50000	0	0	0	0	0	0	0	0	1711
50001-100000	0	0	0	0	0	0	0	0	1711
COLUMN TOTALS	148	147	63	20	7	1	2	1711	
CUMUL. TOTALS	1471	1618	1681	1701	1708	1709	1711		

BOILER POPULATION DATA — COMMERCIAL-INSTITUTIONAL BOILERS
ALL BOILERS AND ALL FUELS

BOILER AND PLANT NUMBER DISTRIBUTIONS

X--INDIVIDUAL BOILERS
*--INDIVIDUAL PLANTS

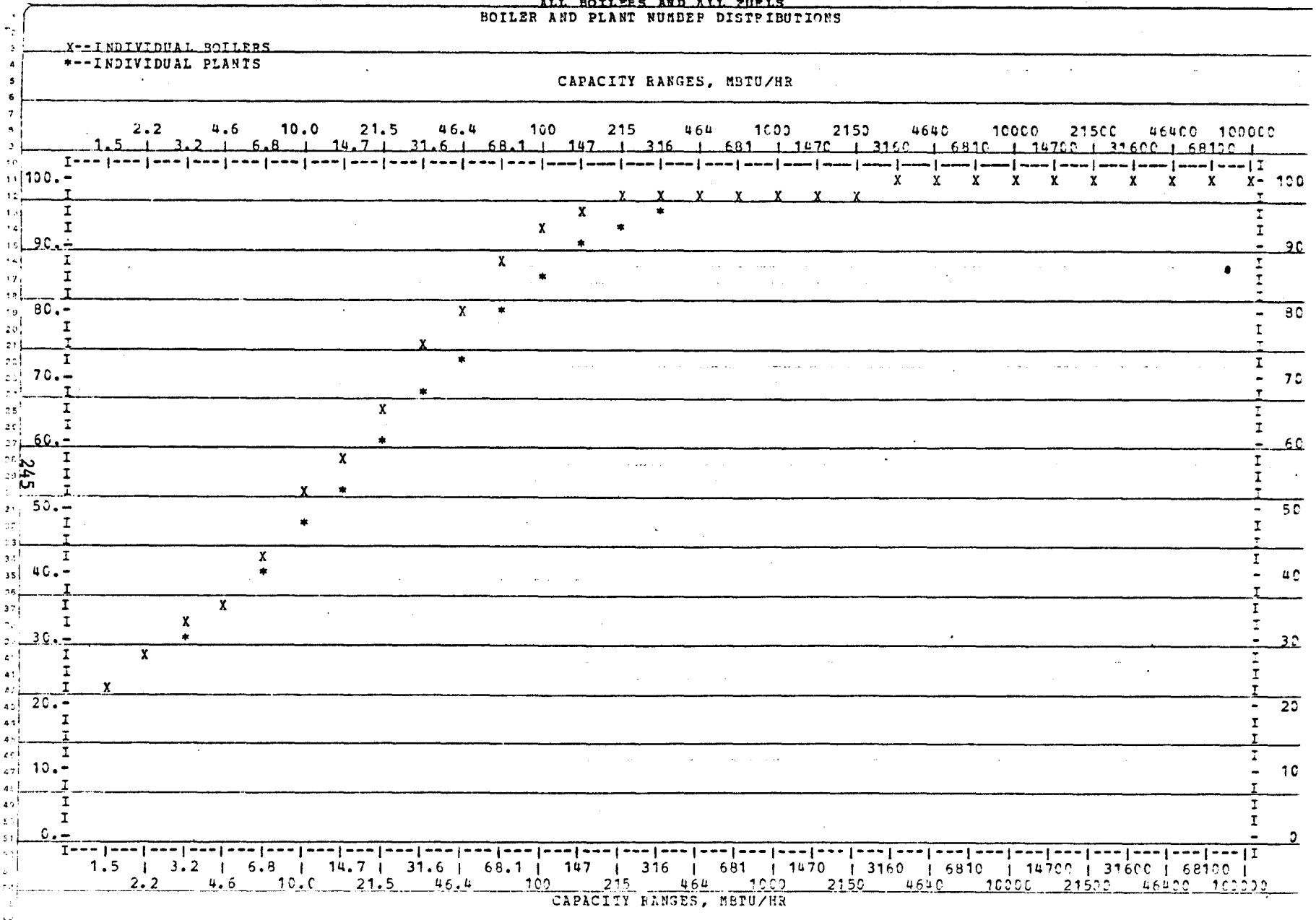

CA3-5

NUMBER OF BOILERS (ALL DATA) = 3092

BOILER POPULATION DATA - COMMERCIAL-INSTITUTIONAL BOILERS
ALL BOILERS AND ALL FUELS.
FUEL SULFUR CONTENTS

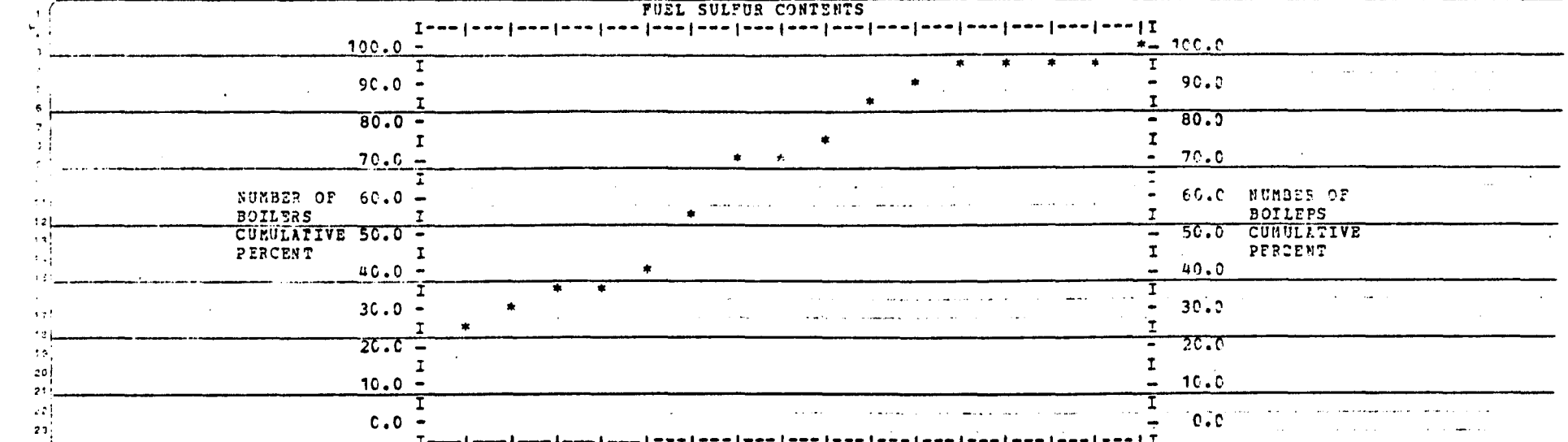

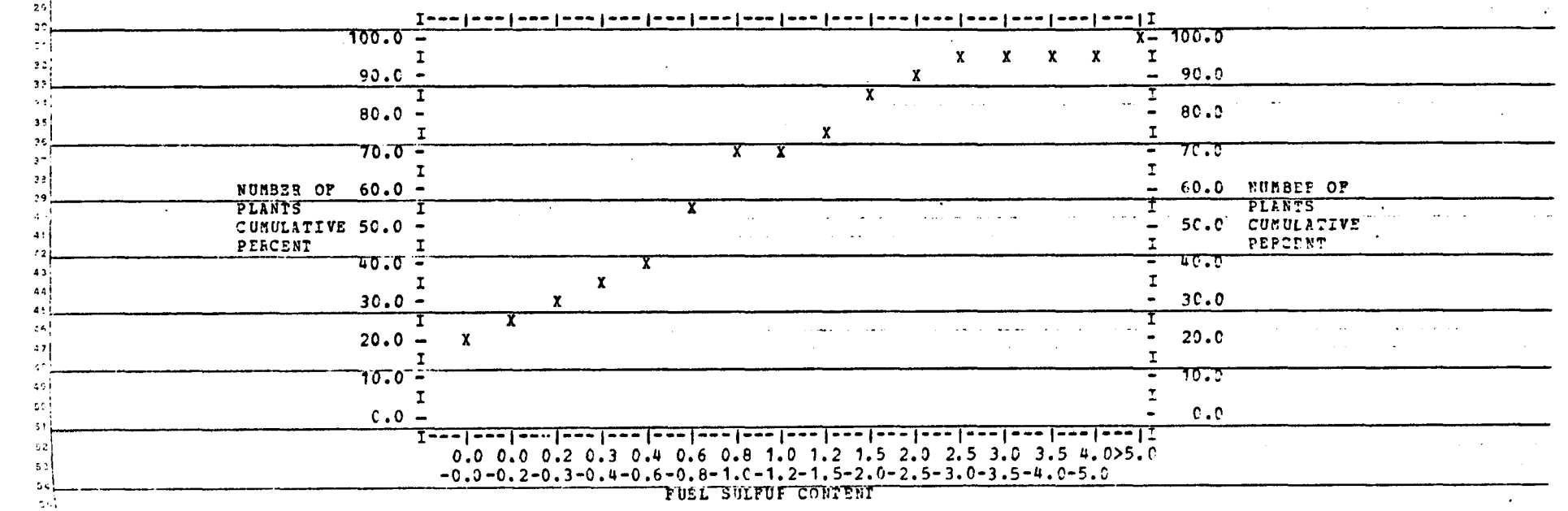

NUMBER OF BOILERS (ALL DATA) = 3092
NUMBER OF BOILERS (ALL DATA) = 1711

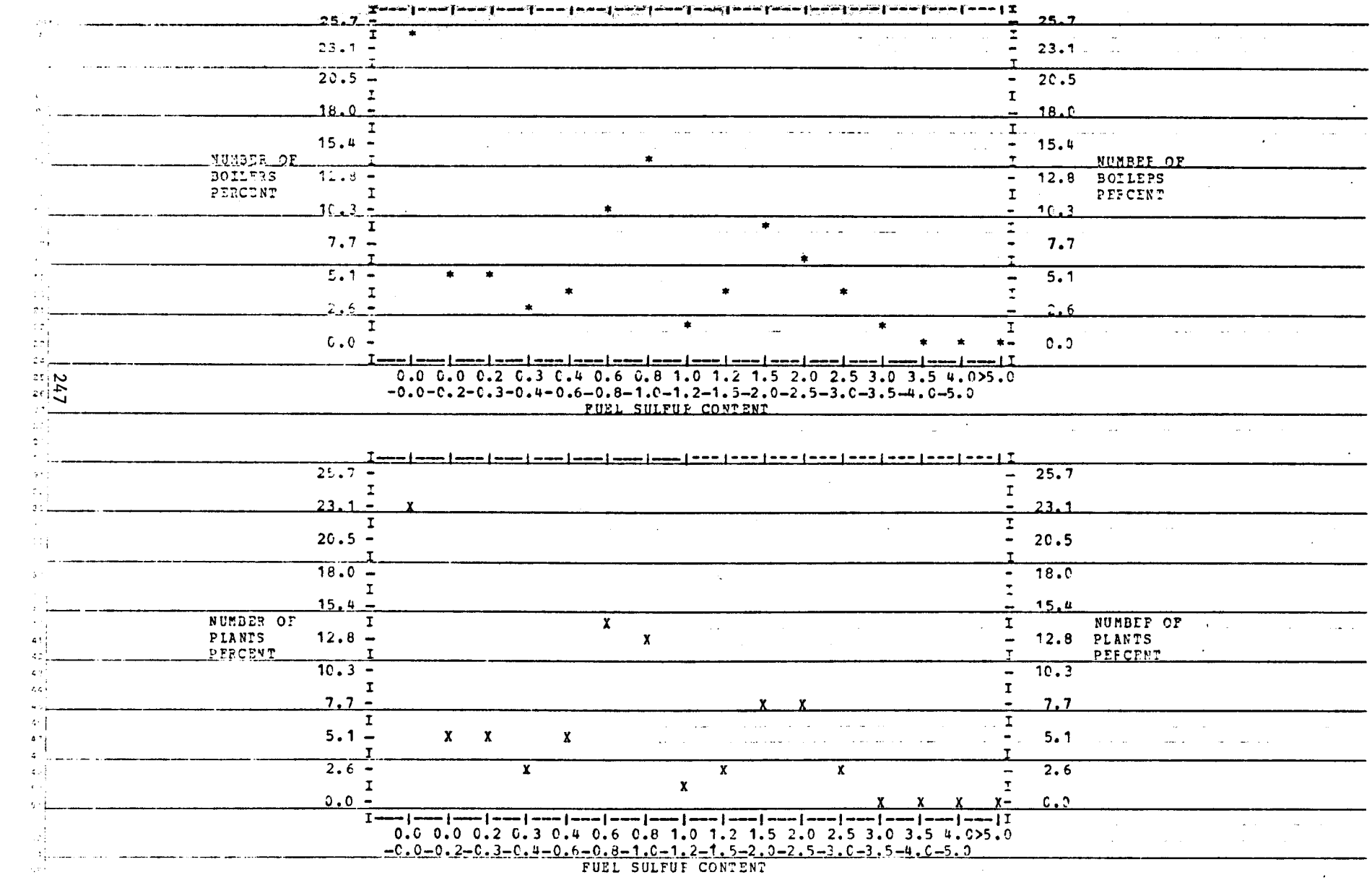

NUMBER OF BOILERS (ALL DATA) = 3092
NUMBER OF PLANTS (ALL DATA) = 1711

BOILER POPULATION DATA - COMMERCIAL-INSTITUTIONAL BOILERS
BOILER CAPACITY BY BOILER FUEL SULFUR CONTENT AND CAPACITY
ALL BOILERS AND ALL FUELS

TABLE ENTRIES ARE TOTAL CAPACITY
WITHIN CAPACITY AND FUEL SULFUR CONTENT RANGES

BOILER FUEL SULFUR CONTENT (WEIGHT PERCENT, EQUIVALENT BTU BASIS)

CAPACITY MBTU'S/HR		EQUAL 0.	>0. -.2	>.2 -.3	>.3 -.4	>.4 -.6	>.6 -.8	>.8 -1.0	>1.0 -1.2	>1.2 -1.5
EQUAL	0	0.	0.	0.	0.	0.	0.	0.	0.	0.
1-	10	1256.	267.	295.	166.	186.	1038.	832.	120.	243.
11-	20	1072.	287.	152.	49.	226.	604.	1198.	350.	321.
21-	30	1043.	448.	214.	30.	319.	1006.	1113.	96.	532.
31-	40	1090.	339.	146.	35.	219.	514.	1068.	58.	244.
41-	50	695.	46.	98.	45.	339.	284.	967.	42.	311.
51-	60	822.	222.	0.	0.	412.	336.	344.	167.	427.
61-	70	722.	200.	271.	256.	62.	126.	805.	0.	379.
71-	80	757.	528.	0.	0.	145.	1059.	825.	151.	545.
81-	90	257.	180.	90.	0.	344.	255.	264.	0.	83.
91-	100	879.	497.	200.	484.	199.	187.	693.	200.	290.
101-	200	3560.	1110.	976.	120.	907.	1248.	3034.	0.	833.
201-	300	1762.	512.	1186.	0.	0.	498.	520.	295.	0.
301-	400	663.	630.	0.	380.	0.	1426.	360.	0.	0.
401-	500	928.	893.	425.	0.	450.	816.	876.	0.	412.
501-	600	1115.	1640.	0.	0.	600.	0.	0.	0.	0.
601-	700	0.	0.	0.	0.	0.	0.	672.	0.	0.
701-	800	0.	0.	0.	0.	735.	0.	0.	0.	0.
801-	900	0.	0.	0.	0.	0.	0.	885.	0.	0.
901-	1000	0.	0.	0.	0.	0.	0.	0.	0.	0.
1001-	2000	1750.	1904.	0.	0.	0.	0.	0.	0.	0.
2001-	3000	2626.	0.	0.	0.	0.	0.	0.	0.	0.
3001-	4000	0.	0.	0.	0.	0.	0.	0.	0.	0.
4001-	5000	0.	0.	0.	0.	0.	0.	0.	0.	0.
5001-	6000	0.	0.	0.	0.	0.	0.	0.	0.	0.
6001-	7000	0.	0.	0.	0.	0.	0.	0.	0.	0.
7001-	8000	0.	0.	0.	0.	0.	0.	0.	0.	0.
8001-	9000	0.	0.	0.	0.	0.	0.	0.	0.	0.
9001-	10000	0.	0.	0.	0.	0.	0.	0.	0.	0.
10001-	100000	0.	0.	0.	0.	0.	0.	0.	0.	0.
COLUMN TOTALS		20997.	9703.	4053.	1565.	5143.	9397.	14456.	1489.	4620.
CUMUL. TOTALS		20997.	30700.	34753.	36318.	41461.	50858.	65314.	66803.	71423.

BOILER POPULATION DATA - COMMERCIAL-INSTITUTIONAL BOILERS
BOILER CAPACITY BY BOILER FUEL SULFUR CONTENT AND CAPACITY
ALL BOILERS AND ALL FUELS

TABLE ENTRIES ARE TOTAL CAPACITY
WITHIN CAPACITY AND FUEL SULFUR CONTENT RANGES

BOILER FUEL SULFUR CONTENT (WEIGHT PERCENT, EQUIVALENT BTU BASIS)

CAPACITY MBTU'S/HR	>1.5 -2.0	>2.0 -2.5	>2.5 -3.0	>3.0 -3.5	>3.5 -4.0	>4.0 -5.0	>5.0	ROW TOTAL	CUMTOT ALL
EQUAL 0	0.	0.	0.	0.	0.	0.	0.	0.	0.
1- 10	386.	308.	80.	61.	4.	0.	0.	5242.	5242.
11- 20	1031.	572.	228.	129.	13.	0.	57.	6289.	11531.
21- 30	992.	822.	459.	109.	0.	56.	0.	7239.	18770.
31- 40	846.	339.	467.	102.	0.	0.	64.	5541.	24311.
41- 50	689.	901.	733.	367.	45.	0.	0.	5562.	29873.
51- 60	852.	761.	338.	60.	60.	0.	53.	4854.	34727.
61- 70	268.	466.	582.	262.	0.	0.	64.	4463.	39190.
71- 80	296.	448.	453.	0.	0.	0.	0.	5207.	44397.
81- 90	421.	592.	87.	0.	0.	0.	0.	2573.	46970.
91- 100	1071.	584.	289.	0.	0.	0.	0.	5573.	52543.
101- 200	528.	1831.	1179.	366.	108.	0.	0.	15800.	68343.
201- 300	684.	1240.	0.	0.	0.	0.	0.	6697.	75040.
301- 400	0.	362.	0.	660.	0.	0.	0.	4481.	79521.
401- 500	0.	0.	0.	0.	0.	0.	0.	4800.	84321.
501- 600	0.	0.	0.	0.	0.	0.	0.	3355.	87676.
601- 700	0.	0.	0.	0.	0.	0.	0.	672.	88348.
701- 800	0.	0.	0.	0.	0.	0.	0.	735.	89083.
801- 900	0.	0.	0.	0.	0.	0.	0.	885.	89968.
901- 1000	0.	0.	0.	0.	0.	0.	0.	0.	89968.
1001- 2000	0.	0.	0.	0.	0.	0.	0.	3654.	93622.
2001- 3000	0.	0.	0.	0.	0.	0.	0.	2626.	96248.
3001- 4000	0.	0.	0.	0.	0.	0.	0.	0.	96248.
4001- 5000	0.	0.	0.	0.	0.	0.	0.	0.	96248.
5001- 6000	0.	0.	0.	0.	0.	0.	0.	0.	96248.
6001- 7000	0.	0.	0.	0.	0.	0.	0.	0.	96248.
7001- 8000	0.	0.	0.	0.	0.	0.	0.	0.	96248.
8001- 9000	0.	0.	0.	0.	0.	0.	0.	0.	96248.
9001- 10000	0.	0.	0.	0.	0.	0.	0.	0.	96248.
10001-100000	0.	0.	0.	0.	0.	0.	0.	0.	96248.
COLUMN TOTALS	8064.	9226.	4895.	2116.	230.	56.	238.	96248.	
CUMUL. TOTALS	79487.	88713.	93608.	95724.	95954.	95010.	96248.		

PLANT CAPACITY BY PLANT FUEL SULFUR CONTENT AND CAPACITY
ALL BOILERS AND ALL FUELS

TABLE ENTRIES ARE TOTAL CAPACITY
WITHIN CAPACITY AND FUEL SULFUR CONTENT RANGES

PLANT FUEL SULFUR CONTENT (WEIGHT PERCENT, EQUIVALENT BTU BASIS)

CAPACITY MBTU'S/HR	EQUAL 0.	>0. -.2	>.2 -.3	>.3 -.4	>.4 -.6	>.6 -.8	>.8 -1.0	>1.0 -1.2	>1.2 -1.5
EQUAL 0	0.	0.	0.	0.	0.	0.	0.	0.	0.
1- 10	592.	101.	145.	110.	123.	858.	375.	20.	64.
11- 20	458.	132.	50.	30.	68.	264.	441.	100.	128.
21- 30	520.	211.	49.	0.	172.	796.	507.	0.	103.
31- 40	386.	136.	66.	0.	183.	271.	452.	35.	175.
41- 50	337.	217.	193.	0.	139.	416.	552.	83.	258.
51- 60	229.	117.	114.	0.	174.	225.	735.	109.	161.
61- 70	128.	69.	70.	0.	0.	188.	195.	0.	131.
71- 80	306.	234.	0.	0.	289.	0.	78.	151.	73.
81- 90	164.	82.	180.	0.	346.	88.	174.	0.	83.
91- 100	190.	483.	0.	91.	99.	100.	193.	100.	190.
101- 200	2827.	1183.	720.	496.	1516.	814.	2976.	450.	953.
201- 300	1699.	730.	208.	280.	761.	1402.	1810.	295.	749.
301- 400	303.	360.	720.	364.	378.	719.	1031.	359.	0.
401- 500	917.	1324.	425.	440.	913.	1234.	923.	0.	910.
501- 600	0.	600.	0.	0.	600.	0.	0.	0.	587.
601- 700	0.	630.	611.	0.	0.	0.	1369.	662.	0.
701- 800	0.	734.	725.	0.	735.	767.	0.	0.	0.
801- 900	0.	0.	0.	0.	0.	0.	1716.	861.	0.
901- 1000	951.	0.	972.	0.	0.	0.	0.	0.	0.
1001- 2000	1750.	3345.	0.	0.	0.	1794.	1193.	0.	0.
2001- 3000	2639.	0.	0.	0.	0.	0.	0.	0.	0.
3001- 4000	0.	0.	0.	0.	0.	0.	0.	0.	0.
4001- 5000	0.	0.	0.	0.	0.	0.	0.	0.	0.
5001- 6000	0.	0.	0.	0.	0.	0.	0.	0.	0.
6001- 7000	0.	0.	0.	0.	0.	0.	0.	0.	0.
7001- 8000	0.	0.	0.	0.	0.	0.	0.	0.	0.
8001- 9000	0.	0.	0.	0.	0.	0.	0.	0.	0.
9001- 10000	0.	0.	0.	0.	0.	0.	0.	0.	0.
10001- 20000	0.	0.	0.	0.	0.	0.	0.	0.	0.
20001- 30000	0.	0.	0.	0.	0.	0.	0.	0.	0.
30001- 40000	0.	0.	0.	0.	0.	0.	0.	0.	0.
40001- 50000	0.	0.	0.	0.	0.	0.	0.	0.	0.
50001-100000	0.	0.	0.	0.	0.	0.	0.	0.	0.
COLUMN TOTALS	14396.	10688.	5248.	1811.	6496.	9936.	14720.	3225.	4565.
CUMUL. TOTALS	14396.	25084.	30332.	32143.	38639.	48575.	63295.	66520.	71085.

BOILER POPULATION DATA — COMMERCIAL-INSTITUTIONAL BOILERS
PLANT CAPACITY BY PLANT FUEL SULFUR CONTENT AND CAPACITY
ALL BOILERS AND ALL FUELS

TABLE ENTRIES ARE TOTAL CAPACITY
WITHIN CAPACITY AND FUEL SULFUR CONTENT RANGES

PLANT FUEL SULFUR CONTENT (WEIGHT PERCENT, EQUIVALENT BTU BASIS)

CAPACITY MBTU'S/HR	>1.5 -2.0	>2.0 -2.5	>2.5 -3.0	>3.0 -3.5	>3.5 -4.0	>4.0 -5.0	>5.0	ROW TOTAL	CUMTOT ALL
EQUAL 0	0.	0.	0.	0.	0.	0.	0.	0.	0.
1- 10	103.	145.	43.	31.	4.	0.	0.	2714.	2714.
11- 20	353.	376.	67.	0.	13.	0.	0.	2480.	5194.
21- 30	325.	513.	137.	30.	0.	0.	0.	3363.	8557.
31- 40	565.	243.	140.	65.	0.	0.	0.	2717.	11274.
41- 50	688.	601.	235.	50.	45.	0.	42.	3856.	15130.
51- 60	677.	494.	106.	54.	60.	56.	0.	3311.	18441.
61- 70	406.	404.	456.	136.	0.	0.	0.	2183.	20624.
71- 80	449.	523.	148.	0.	0.	0.	0.	2251.	22875.
81- 90	166.	426.	173.	0.	0.	0.	0.	1882.	24757.
91- 100	378.	478.	195.	94.	0.	0.	0.	2591.	27348.
101- 200	1211.	2280.	1378.	511.	108.	0.	181.	17604.	44952.
201- 300	1555.	478.	890.	220.	0.	0.	0.	11077.	56029.
301- 400	1084.	676.	363.	660.	0.	0.	0.	7017.	63046.
401- 500	420.	0.	496.	0.	0.	0.	0.	8002.	71048.
501- 600	0.	576.	0.	0.	0.	0.	0.	2363.	73411.
601- 700	683.	700.	0.	0.	0.	0.	0.	4655.	78066.
701- 800	0.	0.	0.	0.	0.	0.	0.	2961.	81047.
801- 900	0.	0.	0.	0.	0.	0.	0.	2577.	83604.
901- 1000	0.	0.	0.	0.	0.	0.	0.	1923.	85527.
1001- 2000	0.	0.	0.	0.	0.	0.	0.	8082.	93609.
2001- 3000	0.	0.	0.	0.	0.	0.	0.	2639.	96248.
3001- 4000	0.	0.	0.	0.	0.	0.	0.	0.	96248.
4001- 5000	0.	0.	0.	0.	0.	0.	0.	0.	96248.
5001- 6000	0.	0.	0.	0.	0.	0.	0.	0.	96248.
6001- 7000	0.	0.	0.	0.	0.	0.	0.	0.	96248.
7001- 8000	0.	0.	0.	0.	0.	0.	0.	0.	96248.
8001- 9000	0.	0.	0.	0.	0.	0.	0.	0.	96248.
9001- 10000	0.	0.	0.	0.	0.	0.	0.	0.	96248.
10001- 20000	0.	0.	0.	0.	0.	0.	0.	0.	96248.
20001- 30000	0.	0.	0.	0.	0.	0.	0.	0.	96248.
30001- 40000	0.	0.	0.	0.	0.	0.	0.	0.	96248.
40001- 50000	0.	0.	0.	0.	0.	0.	0.	0.	96248.
50001-100000	0.	0.	0.	0.	0.	0.	0.	0.	96248.
COLUMN TOTALS	9063.	8913.	4827.	1851.	230.	56.	223.	96248.	
CUMUL. TOTALS	89061.	89061.	93888.	95739.	95969.	96025.	96248.		

ALL BOILERS AND ALL FUELS
BOILER AND PLANT SIZE DISTRIBUTIONS

X--INDIVIDUAL BOILERS
*--PLANTS

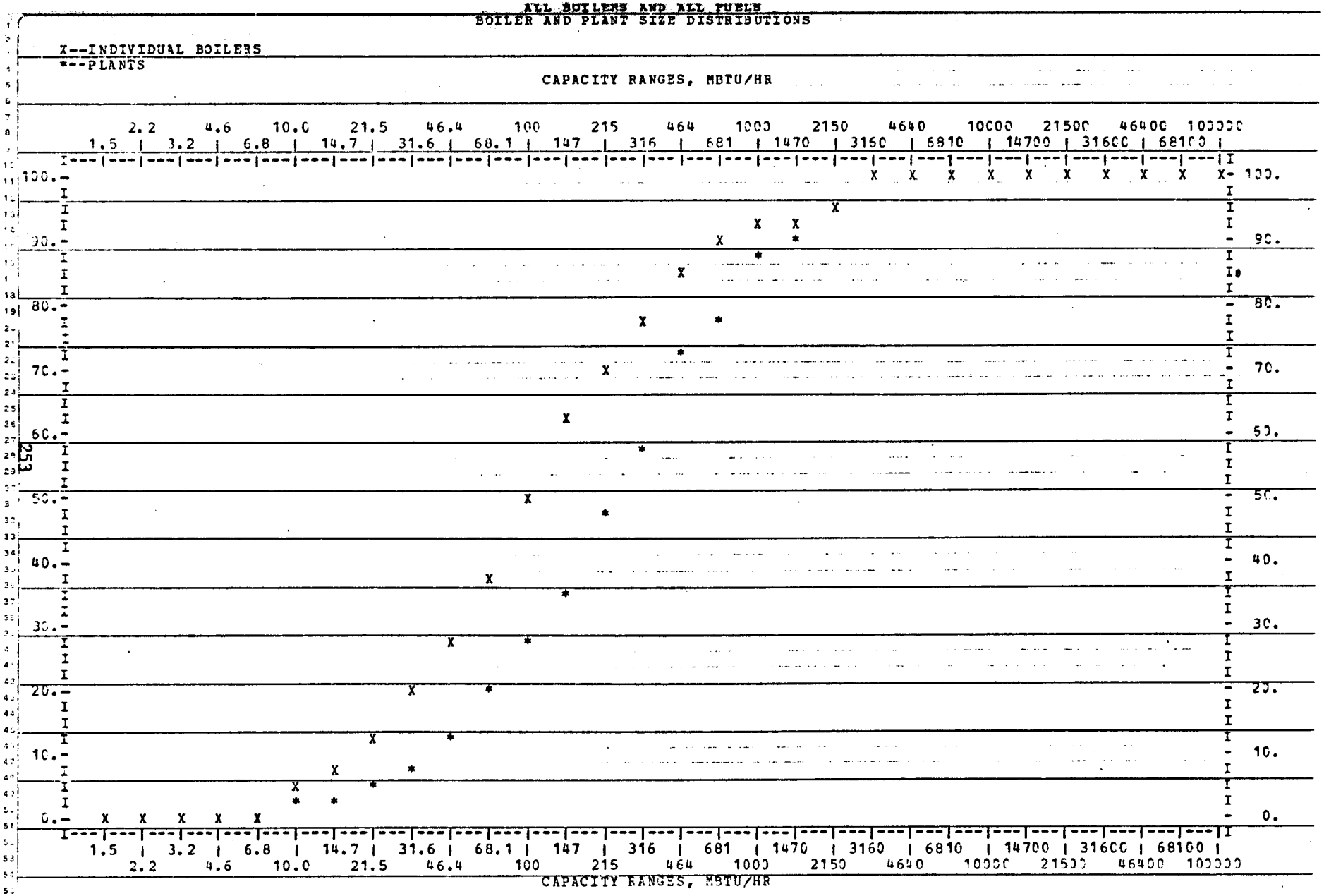

BOILER CAPACITIES (ALL DATA) = 96248.
PLANT CAPACITIES (ALL DATA) = 96248.

BOILER POPULATION DATA - COMMERCIAL-INSTITUTIONAL BOILERS
ALL BOILERS AND ALL FUELS
FUEL SULFUR CONTENTS

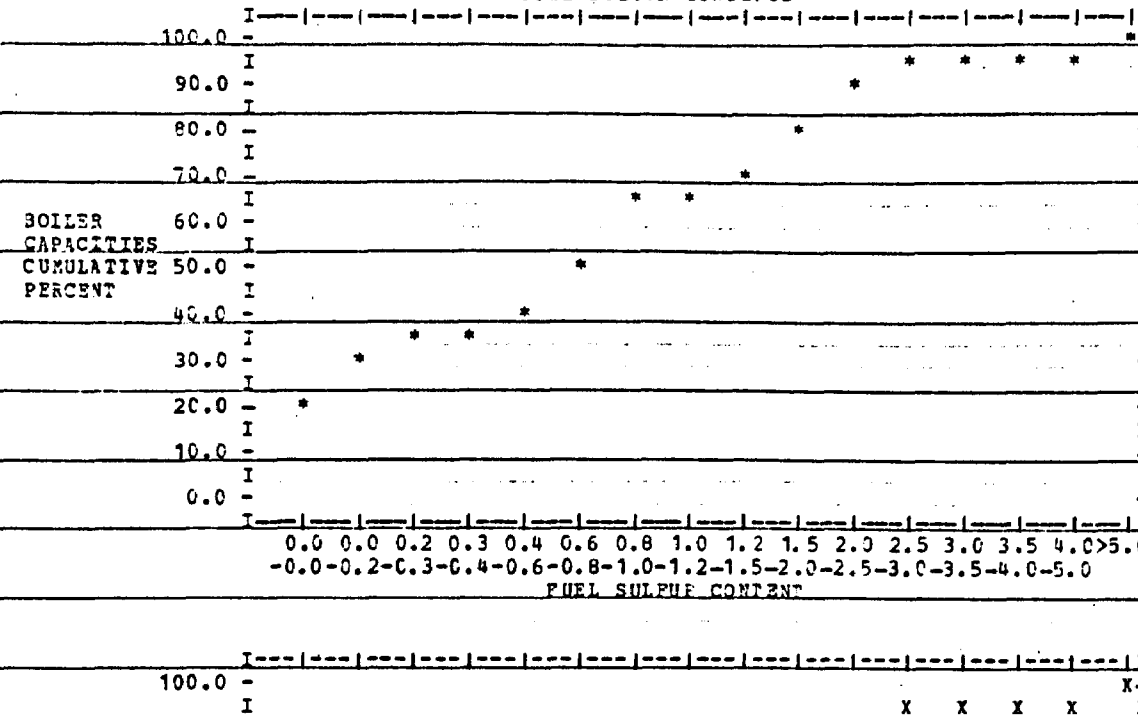

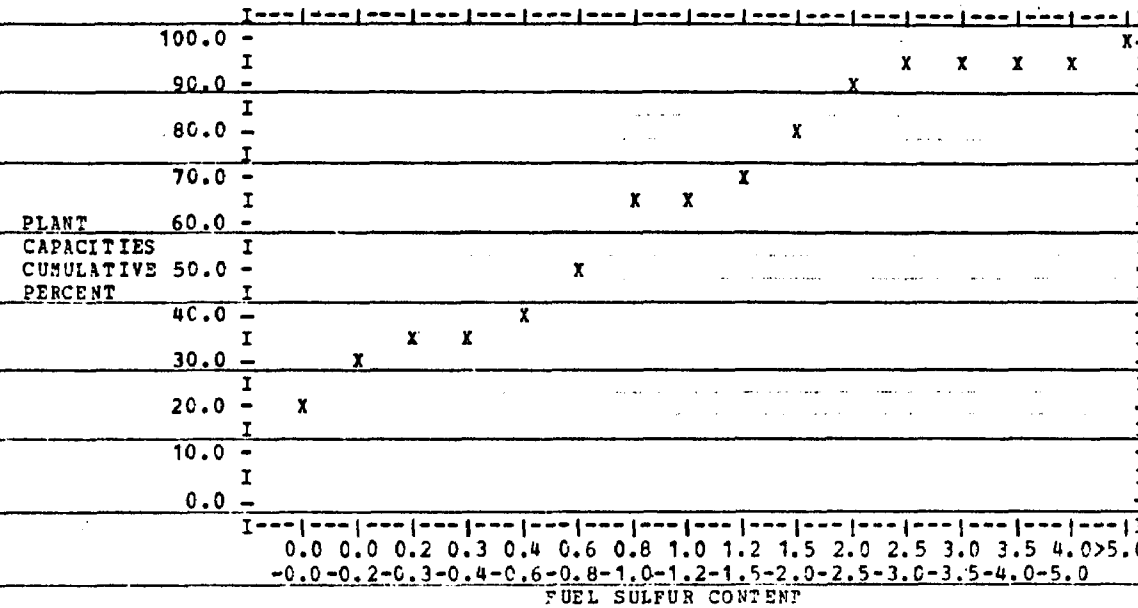

BOILER CAPACITIES (ALL DATA) = 96248.



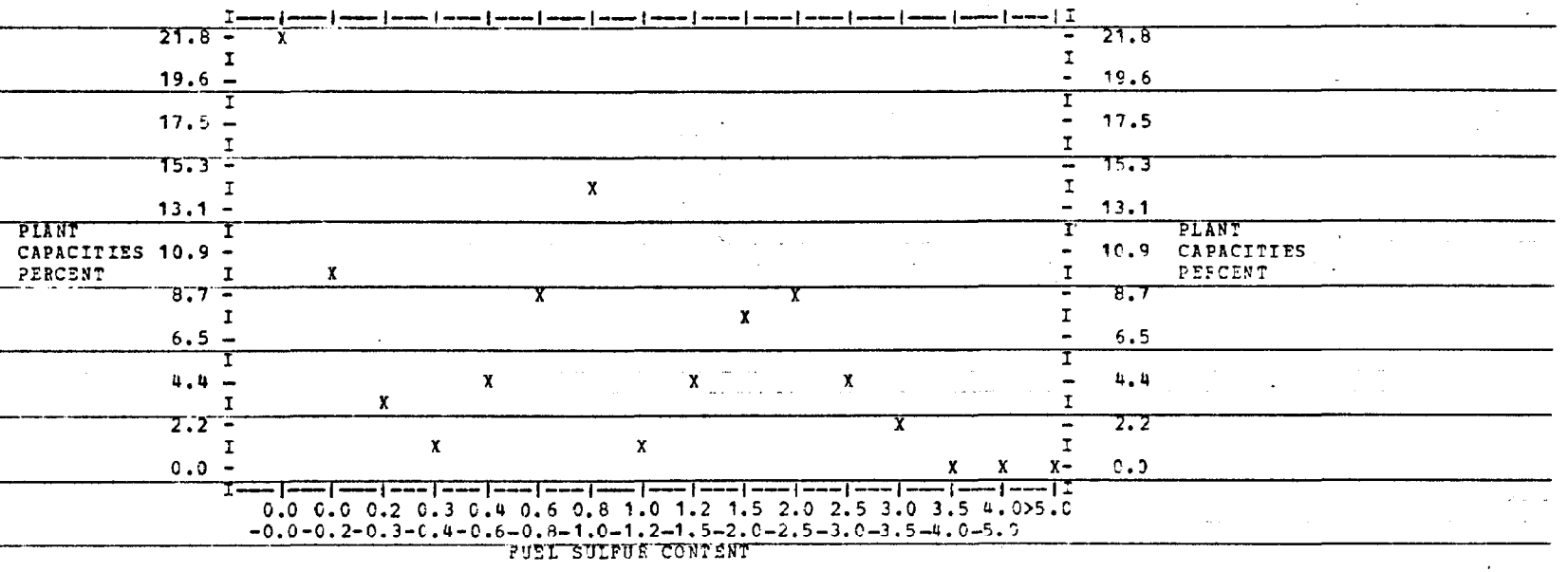

BOILER CAPACITIES (ALL DATA) = 96248.

ALL BOILERS AND ALL FUELS

TABLE ENTRIES ARE TOTAL BOILER SULFUR EMISSIONS, TONS/YEAR
WITHIN CAPACITY AND FUEL SULFUR CONTENT RANGES

BOILER FUEL SULFUR CONTENT (WEIGHT PERCENT, EQUIVALENT BTU BASIS)

CAPACITY MBTU'S/HR	EQUAL 0.	>0. -.2	>.2 -.3	>.3 -.4	>.4 -.6	>.6 -.8	>.8 -1.0	>1.0 -1.2	>1.2 -1.5
EQUAL 0	0.	0.	0.	0.	0.	0.	0.	0.	0.
1- 10	0.	85.	60.	59.	486.	898.	600.	180.	514.
11- 20	0.	22.	17.	15.	183.	294.	956.	458.	238.
21- 30	0.	46.	15.	45.	133.	575.	708.	59.	631.
31- 40	0.	23.	15.	16.	122.	230.	950.	90.	126.
41- 50	0.	2.	23.	2.	251.	64.	507.	16.	142.
51- 60	0.	12.	0.	0.	210.	192.	319.	67.	452.
61- 70	0.	6.	43.	86.	3.	26.	418.	0.	403.
71- 80	0.	14.	0.	0.	19.	536.	500.	86.	690.
81- 90	0.	8.	0.	0.	120.	292.	261.	0.	36.
91- 100	0.	94.	11.	60.	67.	105.	788.	607.	206.
101- 200	0.	40.	157.	94.	298.	614.	1747.	0.	1396.
201- 300	0.	27.	113.	0.	0.	377.	302.	156.	0.
301- 400	0.	142.	0.	77.	0.	581.	142.	0.	0.
401- 500	0.	15.	32.	0.	13.	514.	232.	0.	381.
501- 600	0.	72.	0.	0.	158.	0.	0.	0.	0.
601- 700	0.	0.	0.	0.	0.	0.	278.	0.	0.
701- 800	0.	1026.	0.	0.	0.	0.	0.	0.	0.
801- 900	0.	0.	0.	0.	0.	0.	96.	0.	0.
901- 1000	0.	0.	0.	0.	0.	0.	0.	0.	0.
1001- 2000	0.	39.	0.	0.	0.	0.	0.	0.	0.
2001- 3000	0.	0.	0.	0.	0.	0.	0.	0.	0.
3001- 4000	0.	0.	0.	0.	0.	0.	0.	0.	0.
4001- 5000	0.	0.	0.	0.	0.	0.	0.	0.	0.
5001- 6000	0.	0.	0.	0.	0.	0.	0.	0.	0.
6001- 7000	0.	0.	0.	0.	0.	0.	0.	0.	0.
7001- 8000	0.	0.	0.	0.	0.	0.	0.	0.	0.
8001- 9000	0.	0.	0.	0.	0.	0.	0.	0.	0.
9001- 10000	0.	0.	0.	0.	0.	0.	0.	0.	0.
10001-100000	0.	0.	0.	0.	0.	0.	0.	0.	0.
COLUMN TOTALS	0.	1675.	487.	453.	2062.	5297.	8804.	1719.	5213.
CUMUL. TOTALS	0.	1675.	2162.	2615.	4677.	9974.	18778.	20497.	25710.

BOILER POPULATION DATA - COMMERCIAL-INSTITUTIONAL BOILERS
BOILER CAPACITY BY BOILER FUEL SULFUR CONTENT
ALL BOILERS AND ALL FUELS

TABLE ENTRIES ARE TOTAL BOILER SULFUR EMISSIONS, TONS/YEAR
WITHIN CAPACITY AND FUEL SULFUR CONTENT RANGES

BOILER FUEL SULFUR CONTENT (WEIGHT PERCENT, EQUIVALENT BTU BASIS)

CAPACITY MBTU'S/HR	>1.5 -2.0	>2.0 -2.5	>2.5 -3.0	>3.0 -3.5	>3.5 -4.0	>4.0 -5.0	>5.0	ROW TOTAL	CUMTOT ALL
EQUAL 0	0.	0.	0.	0.	0.	0.	0.	0.	0.
1- 10	4568.	882.	930.	1170.	1229.	0.	0.	11660.	11660.
11- 20	1337.	1166.	877.	711.	74.	0.	291.	6639.	18299.
21- 30	1138.	1741.	1307.	532.	0.	70.	0.	6999.	25298.
31- 40	1456.	383.	1537.	884.	0.	0.	247.	6079.	31377.
41- 50	714.	1365.	2718.	1377.	440.	0.	0.	7620.	38998.
51- 60	1077.	1717.	895.	320.	133.	0.	200.	5592.	44590.
61- 70	162.	1068.	1384.	818.	0.	0.	241.	4657.	49247.
71- 80	164.	977.	701.	0.	0.	0.	0.	3688.	52935.
81- 90	240.	1233.	17.	0.	0.	0.	0.	2209.	55144.
91- 100	1524.	980.	477.	0.	0.	0.	0.	4920.	60063.
101- 200	197.	2725.	2895.	1750.	615.	0.	0.	12530.	72594.
201- 300	193.	2920.	0.	0.	0.	0.	0.	4088.	76681.
301- 400	0.	320.	0.	713.	0.	0.	0.	1974.	78655.
401- 500	0.	0.	0.	0.	0.	0.	0.	1185.	79840.
501- 600	0.	0.	0.	0.	0.	0.	0.	230.	80070.
601- 700	0.	0.	0.	0.	0.	0.	0.	278.	80348.
701- 800	0.	0.	0.	0.	0.	0.	0.	1026.	81374.
801- 900	0.	0.	0.	0.	0.	0.	0.	96.	81470.
901- 1000	0.	0.	0.	0.	0.	0.	0.	0.	81470.
1001- 2000	0.	0.	0.	0.	0.	0.	0.	39.	81509.
2001- 3000	0.	0.	0.	0.	0.	0.	0.	0.	81509.
3001- 4000	0.	0.	0.	0.	0.	0.	0.	0.	81509.
4001- 5000	0.	0.	0.	0.	0.	0.	0.	0.	81509.
5001- 6000	0.	0.	0.	0.	0.	0.	0.	0.	81509.
6001- 7000	0.	0.	0.	0.	0.	0.	0.	0.	81509.
7001- 8000	0.	0.	0.	0.	0.	0.	0.	0.	81509.
8001- 9000	0.	0.	0.	0.	0.	0.	0.	0.	81509.
9001- 10000	0.	0.	0.	0.	0.	0.	0.	0.	81509.
10001-100000	0.	0.	0.	0.	0.	0.	0.	0.	81509.
COLUMN TOTALS	12769.	17477.	13738.	8274.	2492.	70.	979.	81509.	
CUMUL. TOTALS	38480.	55957.	69695.	77969.	80460.	80531.	81509.		

BOILER POPULATION DATA - COMMERCIAL-INSTITUTIONAL BOILERS
PLANT CAPACITY BY PLANT FUEL SULFUR CONTENT
ALL BOILERS AND ALL FUELS

TABLE ENTRIES ARE TOTAL PLANT SULFUR EMISSIONS, TONS/YEAR
WITHIN CAPACITY AND FUEL SULFUR CONTENT RANGES

PLANT FUEL SULFUR CONTENT (WEIGHT PERCENT, EQUIVALENT BTU BASIS)

CAPACITY MBTU'S/HR	EQUAL 0.	>0. -.2	>.2 -.3	>.3 -.4	>.4 -.6	>.6 -.8	>.8 -1.0	>1.0 -1.2	>1.2 -1.5
EQUAL 0	0.	26.	2.	1.	377.	47.	2.	49.	353.
1- 10	0.	40.	35.	13.	94.	453.	394.	39.	61.
11- 20	0.	12.	6.	11.	53.	67.	245.	179.	82.
21- 30	0.	31.	7.	0.	96.	402.	429.	0.	159.
31- 40	0.	12.	9.	0.	75.	374.	301.	10.	93.
41- 50	0.	6.	42.	0.	170.	158.	322.	247.	191.
51- 60	0.	6.	7.	0.	98.	235.	581.	53.	169.
61- 70	0.	2.	12.	0.	0.	48.	157.	0.	258.
71- 80	0.	12.	0.	0.	60.	0.	25.	86.	57.
81- 90	0.	1.	3.	0.	137.	118.	232.	0.	36.
91- 100	0.	100.	0.	17.	66.	56.	95.	231.	180.
101- 200	0.	67.	186.	156.	585.	331.	1758.	690.	702.
201- 300	0.	29.	25.	53.	221.	536.	1119.	156.	889.
301- 400	0.	12.	78.	50.	288.	511.	624.	115.	0.
401- 500	0.	39.	32.	108.	151.	805.	727.	0.	1462.
501- 600	0.	6.	0.	0.	158.	0.	0.	0.	42.
601- 700	0.	142.	58.	0.	0.	0.	1357.	502.	0.
701- 800	0.	1133.	176.	0.	0.	295.	0.	0.	0.
801- 900	0.	0.	0.	0.	0.	0.	368.	454.	0.
901- 1000	0.	0.	71.	0.	0.	0.	0.	0.	0.
1001- 2000	0.	44.	0.	0.	0.	156.	275.	0.	0.
2001- 3000	0.	0.	0.	0.	0.	0.	0.	0.	0.
3001- 4000	0.	0.	0.	0.	0.	0.	0.	0.	0.
4001- 5000	0.	0.	0.	0.	0.	0.	0.	0.	0.
5001- 6000	0.	0.	0.	0.	0.	0.	0.	0.	0.
6001- 7000	0.	0.	0.	0.	0.	0.	0.	0.	0.
7001- 8000	0.	0.	0.	0.	0.	0.	0.	0.	0.
8001- 9000	0.	0.	0.	0.	0.	0.	0.	0.	0.
9001- 10000	0.	0.	0.	0.	0.	0.	0.	0.	0.
10001- 20000	0.	0.	0.	0.	0.	0.	0.	0.	0.
20001- 30000	0.	0.	0.	0.	0.	0.	0.	0.	0.
30001- 40000	0.	0.	0.	0.	0.	0.	0.	0.	0.
40001- 50000	0.	0.	0.	0.	0.	0.	0.	0.	0.
50001-100000	0.	0.	0.	0.	0.	0.	0.	0.	0.
COLUMN TOTALS	0.	1719.	746.	408.	2630.	4592.	9012.	2811.	4734.
CUMUL. TOTALS	0.	1719.	2466.	2874.	5504.	10096.	19107.	21919.	26652.

BOILER POPULATION DATA - COMMERCIAL-INSTITUTIONAL BOILERS
PLANT CAPACITY BY PLANT FUEL SULFUR CONTENT
ALL BOILERS AND ALL FUELS

TABLE ENTRIES ARE TOTAL PLANT SULFUR EMISSIONS, TONS/YEAR
WITHIN CAPACITY AND FUEL SULFUR CONTENT RANGES

PLANT FUEL SULFUR CONTENT (WEIGHT PERCENT, EQUIVALENT BTU BASIS)

CAPACITY MBTU'S/HR	>1.5 -2.0	>2.0 -2.5	>2.5 -3.0	>3.0 -3.5	>3.5 -4.0	>4.0 -5.0	>5.0	ROW TOTAL	CUMTOT ALL
EQUAL 0	241.	15.	567.	0.	714.	0.	0.	2393.	2393.
1- 10	571.	443.	576.	435.	363.	0.	0.	3517.	5910.
11- 20	587.	801.	151.	0.	74.	0.	0.	2268.	8178.
21- 30	557.	1046.	363.	735.	0.	0.	0.	3827.	12005.
31- 40	848.	230.	951.	418.	0.	0.	0.	3322.	15327.
41- 50	919.	842.	591.	44.	440.	0.	281.	4252.	19580.
51- 60	950.	877.	584.	184.	133.	70.	0.	3946.	23526.
61- 70	515.	557.	1046.	267.	0.	0.	0.	2862.	26387.
71- 80	351.	1027.	202.	0.	0.	0.	0.	1820.	28208.
81- 90	155.	904.	196.	0.	0.	0.	0.	1782.	29989.
91- 100	261.	853.	449.	310.	0.	0.	0.	2618.	32607.
101- 200	881.	3711.	4272.	3650.	615.	0.	718.	18324.	50931.
201- 300	1932.	344.	1831.	420.	0.	0.	0.	7555.	58486.
301- 400	3926.	941.	470.	713.	0.	0.	0.	7728.	66213.
401- 500	246.	0.	1596.	0.	0.	0.	0.	5167.	71380.
501- 600	0.	1016.	0.	0.	0.	0.	0.	1221.	72601.
601- 700	905.	2974.	0.	0.	0.	0.	0.	5937.	78538.
701- 800	0.	0.	0.	0.	0.	0.	0.	1604.	80142.
801- 900	0.	0.	0.	0.	0.	0.	0.	822.	80964.
901- 1000	0.	0.	0.	0.	0.	0.	0.	71.	81035.
1001- 2000	0.	0.	0.	0.	0.	0.	0.	474.	81509.
2001- 3000	0.	0.	0.	0.	0.	0.	0.	0.	81509.
3001- 4000	0.	0.	0.	0.	0.	0.	0.	0.	81509.
4001- 5000	0.	0.	0.	0.	0.	0.	0.	0.	81509.
5001- 6000	0.	0.	0.	0.	0.	0.	0.	0.	81509.
6001- 7000	0.	0.	0.	0.	0.	0.	0.	0.	81509.
7001- 8000	0.	0.	0.	0.	0.	0.	0.	0.	81509.
8001- 9000	0.	0.	0.	0.	0.	0.	0.	0.	81509.
9001- 10000	0.	0.	0.	0.	0.	0.	0.	0.	81509.
10001- 20000	0.	0.	0.	0.	0.	0.	0.	0.	81509.
20001- 30000	0.	0.	0.	0.	0.	0.	0.	0.	81509.
30001- 40000	0.	0.	0.	0.	0.	0.	0.	0.	81509.
40001- 50000	0.	0.	0.	0.	0.	0.	0.	0.	81509.
50001-100000	0.	0.	0.	0.	0.	0.	0.	0.	81509.
COLUMN TOTALS	13844.	16580.	13848.	7176.	2340.	70.	999.	81509.	
CUMUL. TOTALS	40496.	57076.	70924.	78100.	80440.	80510.	81509.		

BOILER AND PLANT NUMBER DISTRIBUTIONS

X--INDIVIDUAL BOILERS
*--INDIVIDUAL PLANTS

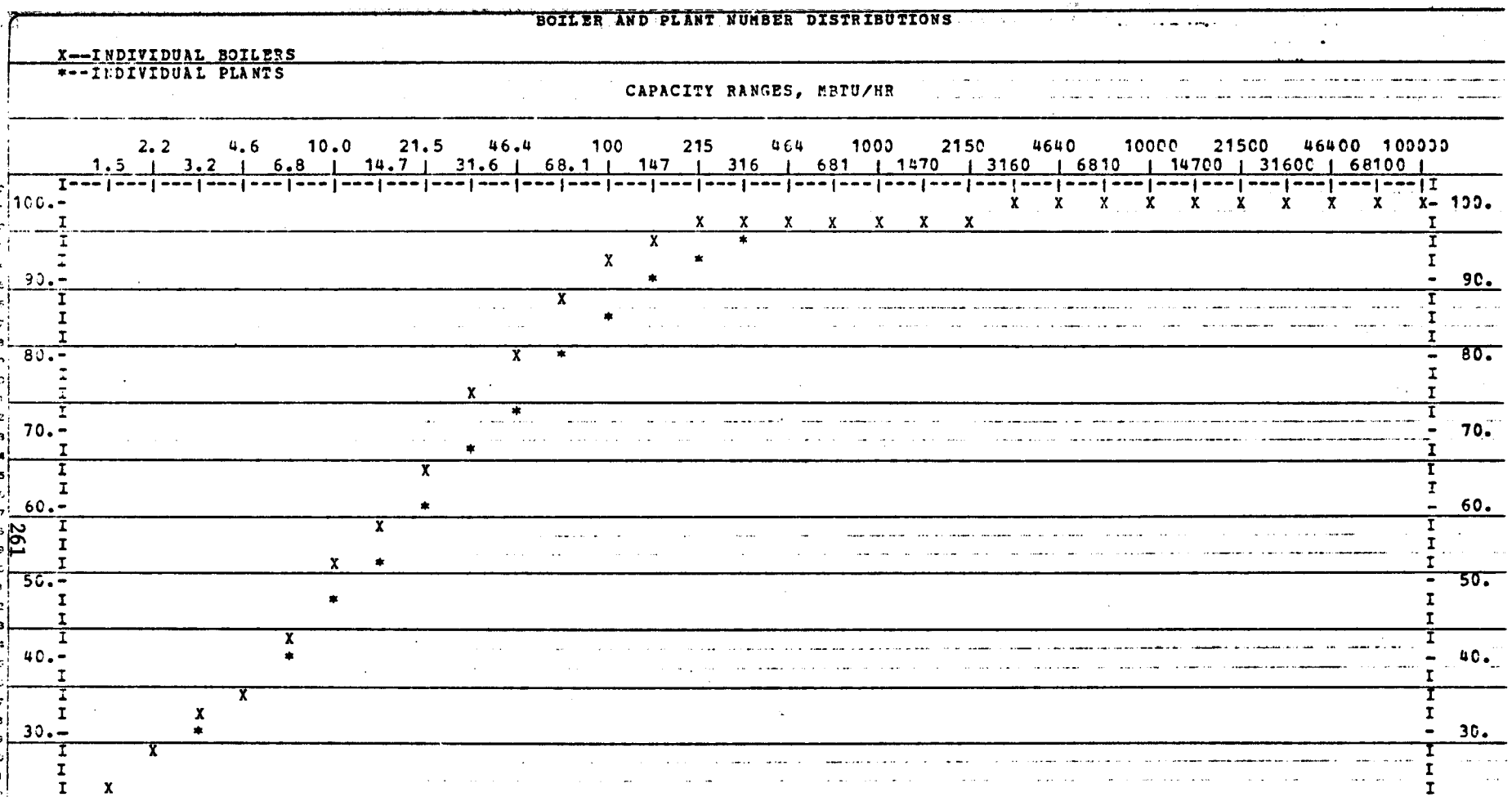

CA5-5

NUMBER OF BOILERS (ALL DATA) = 3092
NUMBER OF PLANTS (ALL DATA) = 1711

BOILER POPULATION DATA - COMMERCIAL-INSTITUTIONAL BOILERS
ALL BOILERS AND ALL FUELS
FUEL SULFUR CONTENTS

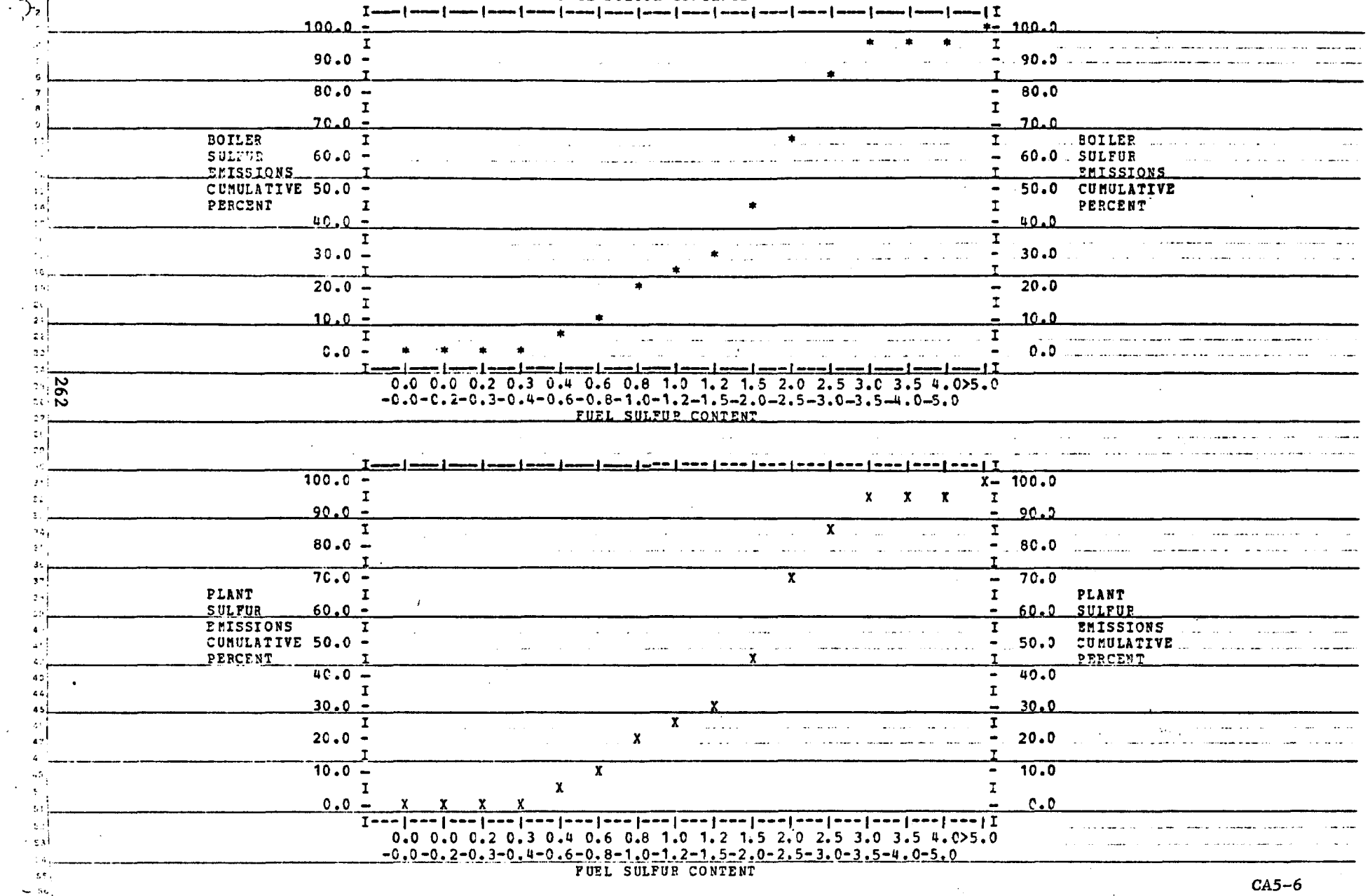

NUMBER OF BOILERS (ALL DATA) = 3092
NUMBER OF PLANTS (ALL DATA) = 1711

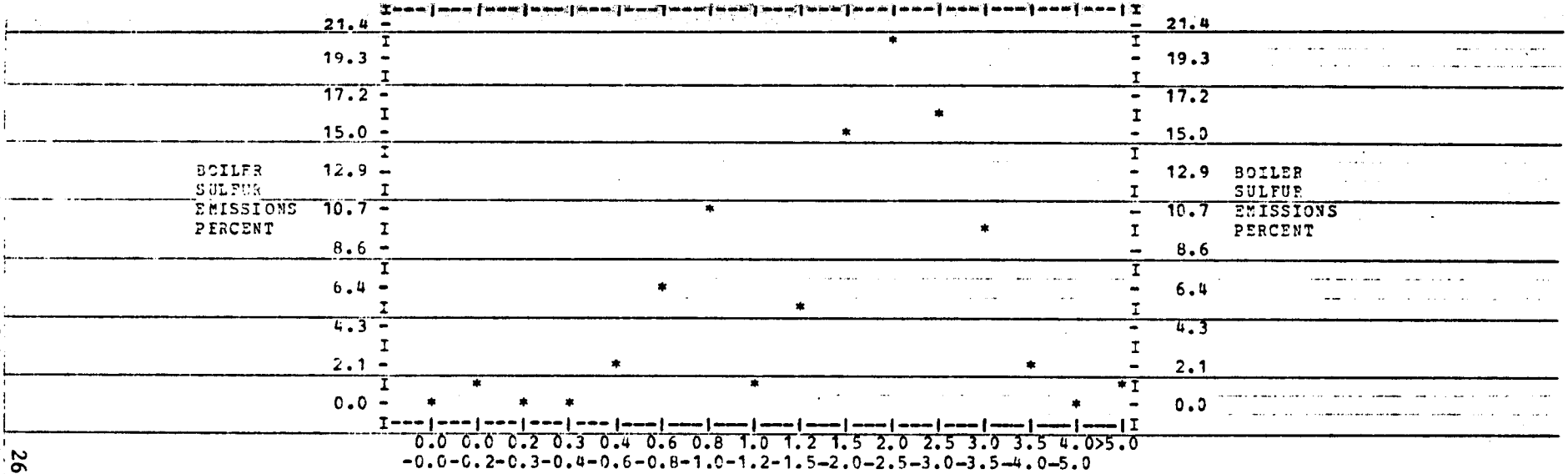

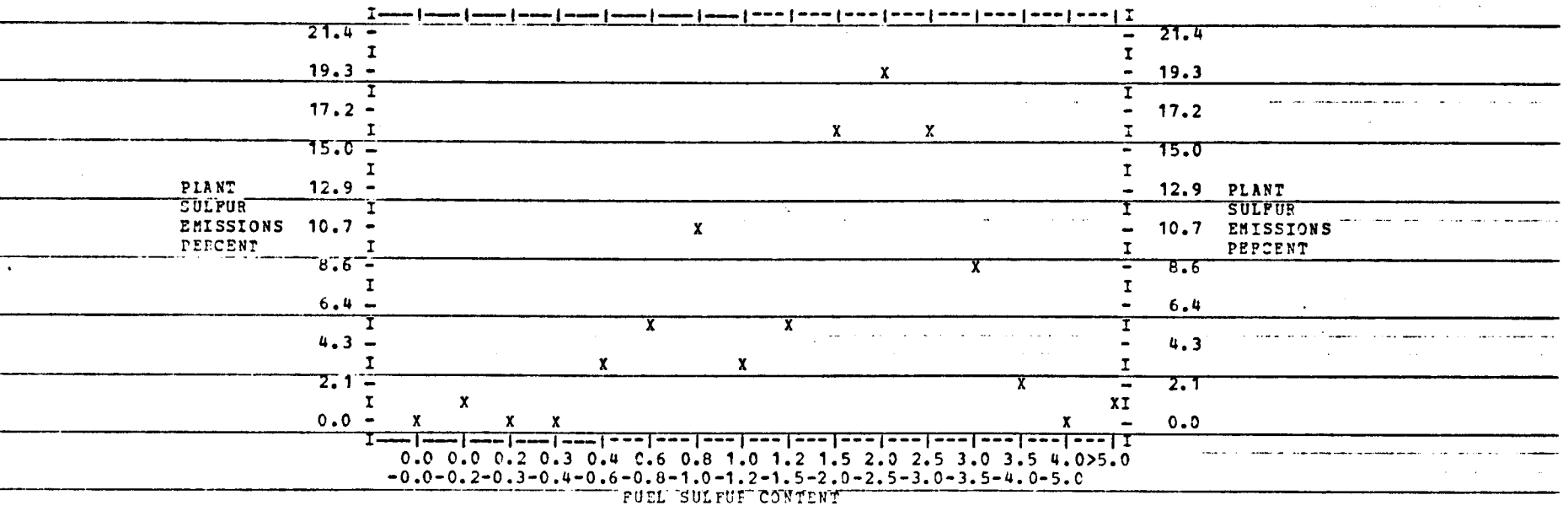

NUMBER OF BOILERS (ALL DATA) = 3092
NUMBER OF PLANTS (ALL DATA) = 1711

ALL BOILERS AND ALL FUELS

TABLE ENTRIES ARE ACTUAL FUEL CONSUMPTION, GBTU'S/YEAR
WITHIN CAPACITY AND FUEL SULFUR CONTENT RANGES

BOILER FUEL SULFUR CONTENT (WEIGHT PERCENT, EQUIVALENT BTU BASIS)

CAPACITY MBTU'S/HR	EQUAL 0.	>0. -.2	>.2 -.3	>.3 -.4	>.4 -.6	>.6 -.8	>.8 -1.0	>1.0 -1.2	>1.2 -1.5
EQUAL 0	0.	0.	0.	0.	0.	0.	0.	0.	0.
1- 10	28786.	6842.	861.	582.	3012.	3191.	2292.	437.	1562.
11- 20	3537.	854.	255.	159.	966.	1350.	20043.	1401.	524.
21- 30	3346.	1843.	241.	244.	744.	2239.	2515.	218.	1345.
31- 40	1827.	11988.	230.	154.	749.	960.	3067.	288.	331.
41- 50	961.	118.	355.	25.	1395.	262.	1900.	60.	338.
51- 60	828.	2256.	0.	0.	1045.	929.	1113.	262.	1183.
61- 70	1792.	375.	571.	999.	24.	98.	1581.	0.	791.
71- 80	413.	1355.	0.	0.	150.	2858.	1493.	225.	1324.
81- 90	341.	432.	6.	0.	1081.	1345.	638.	0.	93.
91- 100	1314.	47419.	168.	628.	339.	375.	2140.	1383.	433.
101- 200	10604.	3848.	2167.	916.	2212.	2346.	6148.	0.	3175.
201- 300	1796.	1531.	1714.	0.	0.	1411.	865.	529.	0.
301- 400	270.	1738.	0.	838.	0.	2544.	610.	0.	0.
401- 500	11700.	1031.	501.	0.	87.	1767.	921.	0.	1136.
501- 600	1080.	2037.	0.	0.	1200.	0.	0.	0.	0.
601- 700	0.	0.	0.	0.	0.	0.	1303.	0.	0.
701- 800	0.	4090.	0.	0.	0.	0.	0.	0.	0.
801- 900	0.	0.	0.	0.	0.	0.	360.	0.	0.
901- 1000	0.	0.	0.	0.	0.	0.	0.	0.	0.
1001- 2000	4.	1908.	0.	0.	0.	0.	0.	0.	0.
2001- 3000	168.	0.	0.	0.	0.	0.	0.	0.	0.
3001- 4000	0.	0.	0.	0.	0.	0.	0.	0.	0.
4001- 5000	0.	0.	0.	0.	0.	0.	0.	0.	0.
5001- 6000	0.	0.	0.	0.	0.	0.	0.	0.	0.
6001- 7000	0.	0.	0.	0.	0.	0.	0.	0.	0.
7001- 8000	0.	0.	0.	0.	0.	0.	0.	0.	0.
8001- 9000	0.	0.	0.	0.	0.	0.	0.	0.	0.
9001- 10000	0.	0.	0.	0.	0.	0.	0.	0.	0.
10001-100000	0.	0.	0.	0.	0.	0.	0.	0.	0.
COLUMN TOTALS	68767.	89665.	7071.	4543.	13004.	21675.	46990.	4801.	12235.
CUMUL. TOTALS	68767.	158432.	165503.	170046.	183050.	204724.	251714.	256515.	268749.

BOILER POPULATION DATA - COMMERCIAL-INSTITUTIONAL BOILERS
BOILER FUEL USE BY BOILER FUEL SULFUR CONTENT AND CAPACITY
ALL BOILERS AND ALL FUELS

TABLE ENTRIES ARE ACTUAL FUEL CONSUMPTION, GBTU'S/YEAR
WITHIN CAPACITY AND FUEL SULFUR CONTENT RANGES

BOILER FUEL SULFUR CONTENT (WEIGHT PERCENT, EQUIVALENT BTU BASIS)

CAPACITY MBTU'S/HR	>1.5 -2.0	>2.0 -2.5	>2.5 -3.0	>3.0 -3.5	>3.5 -4.0	>4.0 -5.0	>5.0	ROW TOTAL	CUMTOT ALL
EQUAL 0	0.	0.	0.	0.	0.	0.	0.	0.	0.
1- 10	8186.	1328.	1302.	835.	738.	0.	0.	59954.	59954.
11- 20	2540.	1739.	873.	551.	56.	0.	139.	34985.	94939.
21- 30	2182.	2291.	1255.	415.	0.	41.	0.	18918.	113857.
31- 40	2709.	592.	1537.	832.	0.	0.	99.	25364.	139221.
41- 50	1548.	1958.	2480.	1086.	265.	0.	0.	12750.	151971.
51- 60	2193.	2438.	677.	240.	82.	0.	80.	13326.	165297.
61- 70	329.	1403.	1293.	632.	0.	0.	96.	9985.	175281.
71- 80	350.	1379.	876.	0.	0.	0.	0.	10422.	185704.
81- 90	452.	1505.	24.	0.	0.	0.	0.	5927.	191631.
91- 100	2886.	1441.	530.	0.	0.	0.	0.	59056.	250687.
101- 200	336.	4543.	2721.	1162.	442.	0.	0.	40620.	291306.
201- 300	426.	2677.	0.	0.	0.	0.	0.	10950.	302256.
301- 400	0.	580.	0.	565.	0.	0.	0.	7145.	309401.
401- 500	0.	0.	0.	0.	0.	0.	0.	17143.	326543.
501- 600	0.	0.	0.	0.	0.	0.	0.	4317.	330860.
601- 700	0.	0.	0.	0.	0.	0.	0.	1303.	332164.
701- 800	0.	0.	0.	0.	0.	0.	0.	4090.	336254.
801- 900	0.	0.	0.	0.	0.	0.	0.	360.	336613.
901- 1000	0.	0.	0.	0.	0.	0.	0.	0.	336613.
1001- 2000	0.	0.	0.	0.	0.	0.	0.	1912.	338525.
2001- 3000	0.	0.	0.	0.	0.	0.	0.	168.	338693.
3001- 4000	0.	0.	0.	0.	0.	0.	0.	0.	338693.
4001- 5000	0.	0.	0.	0.	0.	0.	0.	0.	338693.
5001- 6000	0.	0.	0.	0.	0.	0.	0.	0.	338693.
6001- 7000	0.	0.	0.	0.	0.	0.	0.	0.	338693.
7001- 8000	0.	0.	0.	0.	0.	0.	0.	0.	338693.
8001- 9000	0.	0.	0.	0.	0.	0.	0.	0.	338693.
9001- 10000	0.	0.	0.	0.	0.	0.	0.	0.	338693.
10001-100000	0.	0.	0.	0.	0.	0.	0.	0.	338693.
COLUMN TOTALS	24146.	23874.	13569.	6319.	1581.	41.	414.	338693.	
CUMUL. TOTALS	292896.	316769.	330339.	336657.	338239.	338279.	338693.		

PLANT FUEL USE BY PLANT FUEL SULFUR CONTENT AND CAPACITY
ALL BOILERS AND ALL FUELS

TABLE ENTRIES ARE ACTUAL FUEL CONSUMPTION, GBTU'S/YEAR
WITHIN CAPACITY AND FUEL SULFUR CONTENT RANGES

CAPACITY MBTU'S/HR	PLANT FUEL SULFUR CONTENT (WEIGHT PERCENT, EQUIVALENT BTU BASIS) EQUAL 0.	>0. -.2	>.2 -.3	>.3 -.4	>.4 -.6	>.6 -.8	>.8 -1.0	>1.0 -1.2	>1.2 -1.5
EQUAL 0	1157.	4081.	23.	7.	2276.	199.	7.	99.	1138.
1- 10	21102.	2636.	512.	133.	651.	2020.	1509.	44.	164.
11- 20	1506.	464.	84.	102.	432.	310.	925.	523.	230.
21- 30	1620.	1050.	110.	0.	503.	1504.	1642.	0.	344.
31- 40	882.	587.	117.	0.	564.	949.	17611.	36.	235.
41- 50	1451.	1044.	673.	0.	983.	594.	1241.	631.	463.
51- 60	982.	392.	99.	0.	445.	1183.	2144.	209.	453.
61- 70	360.	108.	226.	0.	0.	242.	511.	0.	575.
71- 80	277.	757.	0.	0.	459.	0.	102.	225.	168.
81- 90	193.	82.	44.	0.	1234.	638.	520.	0.	93.
91- 100	1163.	2230.	0.	174.	329.	224.	382.	567.	379.
101- 200	12732.	6004.	2510.	1472.	3818.	1372.	6163.	2218.	1625.
201- 300	2116.	1737.	313.	578.	1323.	2444.	3570.	529.	1846.
301- 400	12.	57285.	896.	595.	1541.	2146.	2505.	420.	0.
401- 500	104.	2429.	501.	1007.	1161.	2949.	2334.	0.	3390.
501- 600	0.	279.	0.	0.	1200.	0.	0.	0.	133.
601- 700	0.	1738.	1042.	0.	0.	0.	4786.	1654.	0.
701- 800	0.	6575.	2220.	0.	0.	1042.	0.	0.	0.
801- 900	0.	0.	0.	0.	0.	0.	1396.	1542.	0.
901- 1000	11700.	0.	954.	0.	0.	0.	0.	0.	0.
1001- 2000	4.	3514.	0.	0.	0.	691.	1233.	0.	0.
2001- 3000	252.	0.	0.	0.	0.	0.	0.	0.	0.
3001- 4000	0.	0.	0.	0.	0.	0.	0.	0.	0.
4001- 5000	0.	0.	0.	0.	0.	0.	0.	0.	0.
5001- 6000	0.	0.	0.	0.	0.	0.	0.	0.	0.
6001- 7000	0.	0.	0.	0.	0.	0.	0.	0.	0.
7001- 8000	0.	0.	0.	0.	0.	0.	0.	0.	0.
8001- 9000	0.	0.	0.	0.	0.	0.	0.	0.	0.
9001- 10000	0.	0.	0.	0.	0.	0.	0.	0.	0.
10001- 20000	0.	0.	0.	0.	0.	0.	0.	0.	0.
20001- 30000	0.	0.	0.	0.	0.	0.	0.	0.	0.
30001- 40000	0.	0.	0.	0.	0.	0.	0.	0.	0.
40001- 50000	0.	0.	0.	0.	0.	0.	0.	0.	0.
50001-100000	0.	0.	0.	0.	0.	0.	0.	0.	0.
COLUMN TOTALS	57613.	92991.	10326.	4067.	16919.	18506.	48580.	8696.	11236.
CUMUL. TOTALS	57613.	150604.	160930.	164997.	181916.	200423.	249003.	257699.	268934.

BOILER POPULATION DATA - COMMERCIAL-INSTITUTIONAL BOILERS
PLANT FUEL USE BY PLANT FUEL SULFUR CONTENT AND CAPACITY
ALL BOILERS AND ALL FUELS

TABLE ENTRIES ARE ACTUAL FUEL CONSUMPTION, GBTU'S/YEAR
WITHIN CAPACITY AND FUEL SULFUR CONTENT RANGES

CAPACITY MBTU'S/HR	PLANT FUEL SULFUR CONTENT (WEIGHT PERCENT, EQUIVALENT BTU BASIS) >1.5 -2.0	>2.0 -2.5	>2.5 -3.0	>3.0 -3.5	>3.5 -4.0	>4.0 -5.0	>5.0	ROW TOTAL	CUMTOT ALL
EQUAL 0	467.	23.	480.	0.	424.	0.	0.	10382.	10382.
1- 10	750.	740.	981.	310.	209.	0.	0.	31762.	42143.
11- 20	1202.	1224.	147.	0.	56.	0.	0.	7205.	49348.
21- 30	1045.	1526.	422.	525.	0.	0.	0.	10291.	59639.
31- 40	1498.	352.	940.	456.	0.	0.	0.	24228.	83867.
41- 50	1794.	1248.	711.	52.	265.	0.	122.	11271.	95137.
51- 60	1983.	1218.	533.	138.	82.	41.	0.	9902.	105039.
61- 70	993.	1004.	1126.	218.	0.	0.	0.	5364.	110403.
71- 80	726.	1455.	296.	0.	0.	0.	0.	4465.	114868.
81- 90	300.	1176.	236.	0.	0.	0.	0.	4516.	119384.
91- 100	542.	1358.	425.	234.	0.	0.	0.	8006.	127290.
101- 200	1661.	5229.	3792.	2711.	442.	0.	275.	52023.	179414.
201- 300	3434.	589.	1550.	288.	0.	0.	0.	20317.	199731.
301- 400	7550.	975.	699.	565.	0.	0.	0.	75189.	274920.
401- 500	469.	0.	1327.	0.	0.	0.	0.	15670.	290590.
501- 600	0.	1842.	0.	0.	0.	0.	0.	3454.	294044.
601- 700	1691.	2617.	0.	0.	0.	0.	0.	13526.	307570.
701- 800	0.	0.	0.	0.	0.	0.	0.	9837.	317407.
801- 900	0.	0.	0.	0.	0.	0.	0.	2938.	320345.
901- 1000	0.	0.	0.	0.	0.	0.	0.	12654.	332999.
1001- 2000	0.	0.	0.	0.	0.	0.	0.	5441.	338441.
2001- 3000	0.	0.	0.	0.	0.	0.	0.	252.	338693.
3001- 4000	0.	0.	0.	0.	0.	0.	0.	0.	338693.
4001- 5000	0.	0.	0.	0.	0.	0.	0.	0.	338693.
5001- 6000	0.	0.	0.	0.	0.	0.	0.	0.	338693.
6001- 7000	0.	0.	0.	0.	0.	0.	0.	0.	338693.
7001- 8000	0.	0.	0.	0.	0.	0.	0.	0.	338693.
8001- 9000	0.	0.	0.	0.	0.	0.	0.	0.	338693.
9001- 10000	0.	0.	0.	0.	0.	0.	0.	0.	338693.
10001- 20000	0.	0.	0.	0.	0.	0.	0.	0.	338693.
20001- 30000	0.	0.	0.	0.	0.	0.	0.	0.	338693.
30001- 40000	0.	0.	0.	0.	0.	0.	0.	0.	338693.
40001- 50000	0.	0.	0.	0.	0.	0.	0.	0.	338693.
50001-100000	0.	0.	0.	0.	0.	0.	0.	0.	338693.
COLUMN TOTALS	26104.	22577.	13665.	5497.	1477.	41.	397.	338693.	
CUMUL. TOTALS	295038.	317616.	331281.	338255.	338295.	338693.			

BOILER AND PLANT SIZE DISTRIBUTIONS

X--INDIVIDUAL BOILERS
*--PLANTS

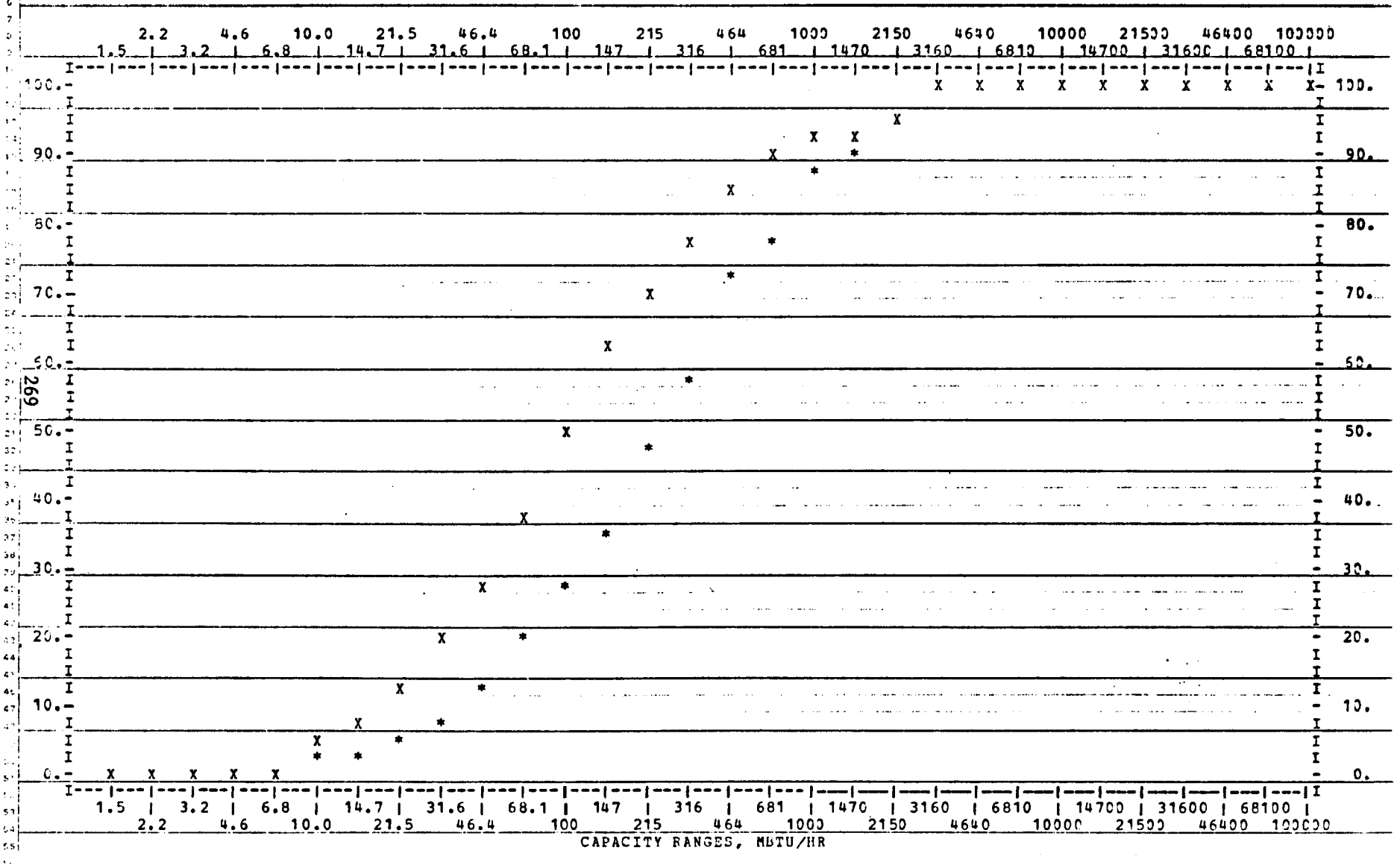

BOILER CAPACITIES (ALL DATA) = 96248.
PLANT CAPACITIES (ALL DATA) = 96248.

BOILER POPULATION DATA - COMMERCIAL-INSTITUTIONAL BOILERS
ALL BOILERS AND ALL FUELS
FUEL SULFUR CONTENTS

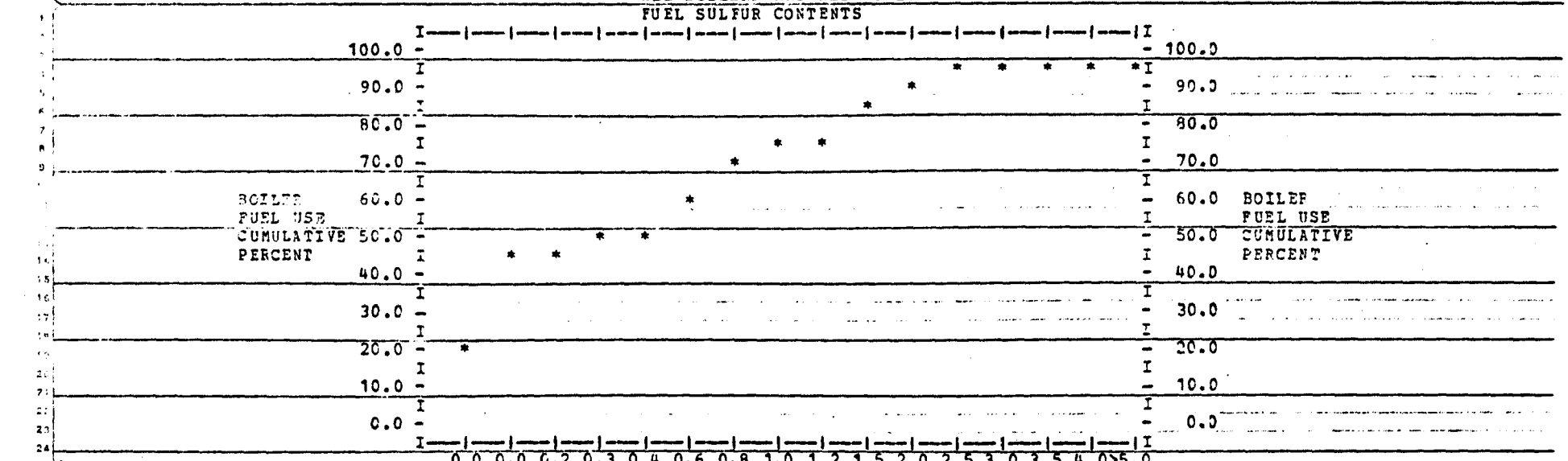

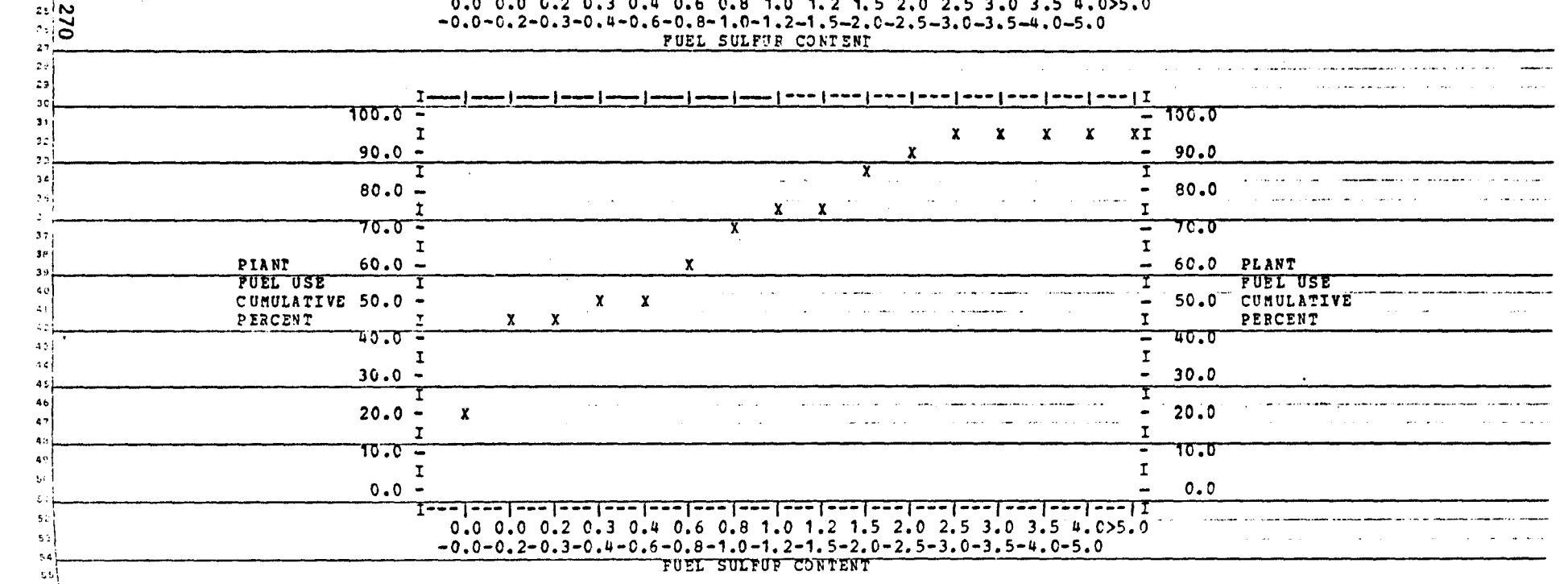

BOILER CAPACITIES (ALL DATA) = 96248.
PLANT CAPACITIES (ALL DATA) = 96248.

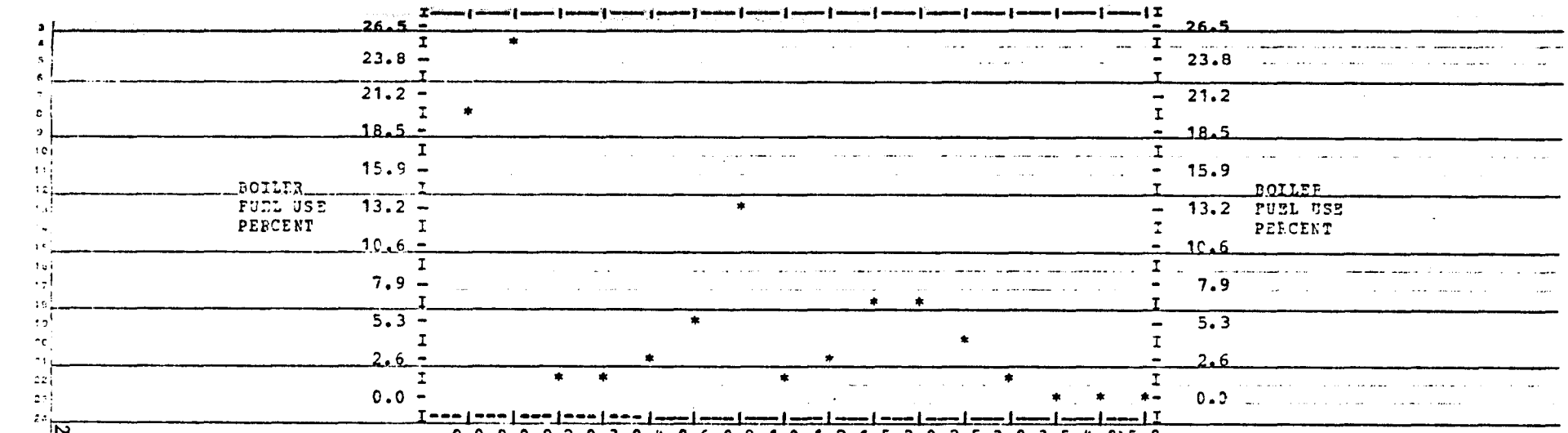

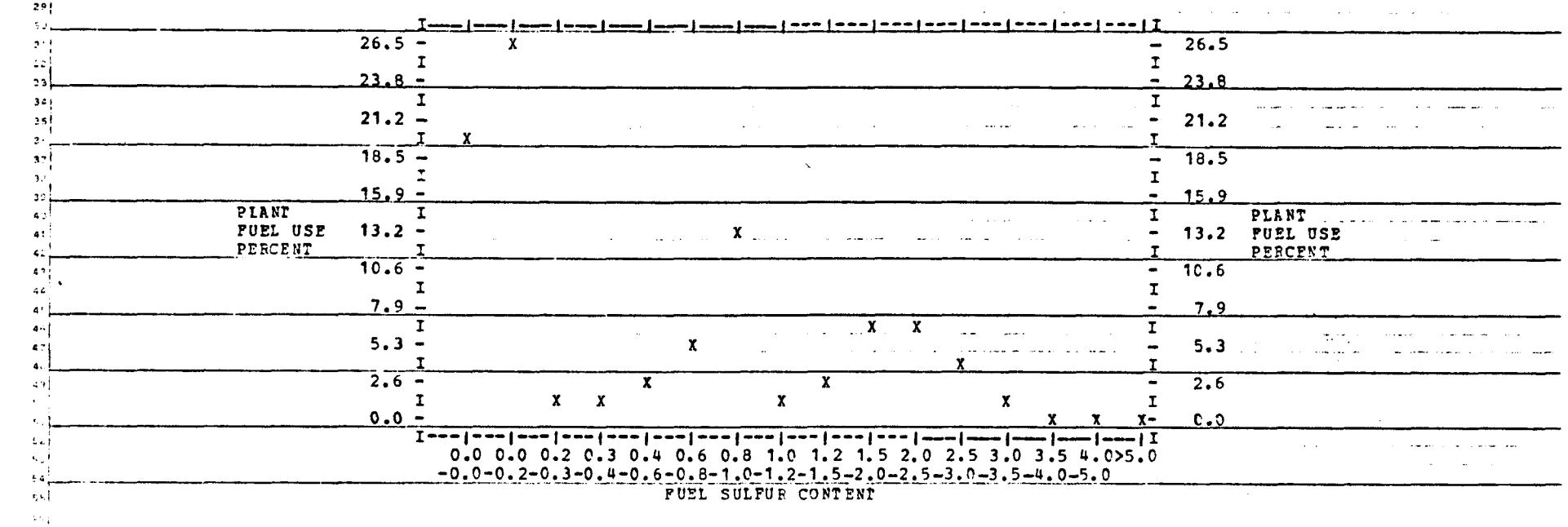

BOILER CAPACITIES (ALL DATA) = 96248.
PLANT CAPACITIES (ALL DATA) = 96248.

ALL BOILERS AND ALL FUELS

TABLE ENTRIES ARE NUMBER OF STACKS

CAPACITY MBTU'S/HR		STACK HEIGHTS IN FEET EQUAL ZERO	1-20	21-40	41-60	61-80	81-100	101-120	121-140	141-160	161-180	181-200	201-250	251-300	301-350	351-400
EQUAL	0	128	20	29	17	5	4	2	2	3	1	0	2	0	1	0
1-	10	529	42	88	69	64	64	25	18	8	1	4	4	0	1	0
11-	20	83	11	33	27	25	29	21	12	7	6	1	0	0	0	0
21-	30	47	4	15	11	17	15	13	18	6	9	0	4	0	0	0
31-	40	41	2	19	8	7	10	5	8	4	3	3	0	0	0	0
41-	50	31	2	6	10	4	11	7	8	14	10	2	2	0	0	1
51-	60	16	0	4	5	8	1	2	13	4	3	2	2	1	0	0
61-	70	14	0	3	4	5	3	3	4	6	2	1	2	0	0	0
71-	80	17	0	5	3	3	3	2	5	4	2	2	1	1	0	0
81-	90	7	0	2	1	2	2	0	4	3	2	1	1	0	0	0
91-	100	13	1	0	5	3	3	1	3	6	2	1	4	0	0	0
101-	200	41	1	12	12	13	6	5	14	15	8	7	11	2	0	0
201-	300	4	2	4	5	2	3	0	2	4	8	1	2	2	0	0
301-	400	3	1	0	0	0	2	0	1	0	1	3	3	0	0	0
401-	500	2	1	1	1	2	1	0	1	1	1	2	1	0	0	0
501-	600	3	0	0	0	1	0	0	0	0	0	0	0	0	1	0
601-	700	1	0	0	1	0	0	0	0	0	0	0	0	0	0	0
701-	800	0	0	0	0	0	0	0	0	0	0	0	2	0	0	0
801-	900	0	0	1	0	0	1	0	0	0	0	0	0	0	0	0
901-	1000	0	0	0	0	0	0	0	1	0	0	0	0	1	0	0
1001-	2000	1	1	0	0	0	0	0	0	0	0	0	0	0	0	0
2001-	3000	0	0	0	0	0	0	0	0	0	0	0	1	0	0	0
3001-	4000	0	0	0	0	0	0	0	0	0	0	0	0	0	0	0
4001-	5000	0	0	0	0	0	0	0	0	0	0	0	0	0	0	0
5001-	6000	0	0	0	0	0	0	0	0	0	0	0	0	0	0	0
6001-	7000	0	0	0	0	0	0	0	0	0	0	0	0	0	0	0
7001-	8000	0	0	0	0	0	0	0	0	0	0	0	0	0	0	0
8001-	9000	0	0	0	0	0	0	0	0	0	0	0	0	0	0	0
9001-	10000	0	0	0	0	0	0	0	0	0	0	0	0	0	0	0
10001-	20000	0	0	0	0	0	0	0	0	0	0	0	0	0	0	0
20001-	30000	0	0	0	0	0	0	0	0	0	0	0	0	0	0	0
30001-	40000	0	0	0	0	0	0	0	0	0	0	0	0	0	0	0
40001-	50000	0	0	0	0	0	0	0	0	0	0	0	0	0	0	0
50001-	100000	0	0	0	0	0	0	0	0	0	0	0	0	0	0	0
COLUMN TOTALS		981	88	222	179	161	158	86	114	95	59	30	42	7	3	1
CUMUL. TOTALS		0	88	310	489	650	808	894	1008	1093	1152	1182	1224	1231	1234	1235

CA7-1

BOILER POPULATION DATA - COMMERCIAL INSTITUTIONAL BOILERS
STACK HEIGHT BY TOTAL DESIGN CAPACITY SERVED
ALL BOILERS AND ALL FUELS

TABLE ENTRIES ARE NUMBER OF STACKS

CAPACITY MBTU'S/HR	STACK HEIGHTS IN FEET 431-450	451-500	501-550	551-600	601-650	651-700	701-750	751-800	801-850	851-900	901-950	951-1000	ABOVE 1000	ROW TOTAL	CUM. TOTAL
EQUAL 0	0	0	0	0	0	0	0	0	0	0	0	0	0	214	0
1- 10	0	0	0	0	0	0	0	0	0	0	0	0	0	917	917
11- 20	0	0	0	0	0	0	0	0	0	0	0	0	0	255	1172
21- 30	0	0	0	0	0	0	0	0	0	0	0	0	0	159	1331
31- 40	0	0	0	0	0	0	0	0	0	0	0	0	0	110	1441
41- 50	0	0	0	0	0	0	0	0	0	0	0	0	0	108	1549
51- 60	0	0	0	0	0	0	0	0	0	0	0	0	0	61	1610
61- 70	0	0	0	0	0	0	0	0	0	0	0	0	0	47	1657
71- 80	0	0	0	0	0	0	0	0	0	0	0	0	0	48	1705
81- 90	0	0	0	0	0	0	0	0	0	0	0	0	0	25	1730
91- 100	0	0	0	0	0	0	0	0	0	0	0	0	0	42	1772
101- 200	0	0	0	0	0	0	0	0	0	0	0	0	0	147	1919
201- 300	0	0	0	0	0	0	0	0	0	0	0	0	0	39	1958
301- 400	0	0	0	0	0	0	0	0	0	0	0	0	0	14	1972
401- 500	0	0	0	0	0	0	0	0	0	0	0	0	0	14	1986
501- 600	0	0	0	0	0	0	0	0	0	0	0	0	0	5	1991
601- 700	0	0	0	0	0	0	0	0	0	0	0	0	0	2	1993
701- 800	0	0	0	0	0	0	0	0	0	0	0	0	0	2	1995
801- 900	0	0	0	0	0	0	0	0	0	0	0	0	0	2	1997
901- 1000	0	0	0	0	0	0	0	0	0	0	0	0	0	2	1999
1001- 2000	0	0	0	0	0	0	0	0	0	0	0	0	0	2	2001
2001- 3000	0	0	0	0	0	0	0	0	0	0	0	0	0	1	2002
3001- 4000	0	0	0	0	0	0	0	0	0	0	0	0	0	0	2002
4001- 5000	0	0	0	0	0	0	0	0	0	0	0	0	0	0	2002
5001- 6000	0	0	0	0	0	0	0	0	0	0	0	0	0	0	2002
6001- 7000	0	0	0	0	0	0	0	0	0	0	0	0	0	0	2002
7001- 8000	0	0	0	0	0	0	0	0	0	0	0	0	0	0	2002
8001- 9000	0	0	0	0	0	0	0	0	0	0	0	0	0	0	2002
9001- 10000	0	0	0	0	0	0	0	0	0	0	0	0	0	0	2002
10001- 20000	0	0	0	0	0	0	0	0	0	0	0	0	0	0	2002
20001- 30000	0	0	0	0	0	0	0	0	0	0	0	0	0	0	2002
30001- 40000	0	0	0	0	0	0	0	0	0	0	0	0	0	0	2002
40001- 50000	0	0	0	0	0	0	0	0	0	0	0	0	0	0	2002
50001-100000	0	0	0	0	0	0	0	0	0	0	0	0	0	0	2002
COLUMN TOTALS	0	0	0	0	0	0	0	0	0	0	0	0	0	2216	2002
CUMUL. TOTALS	1235	1235	1235	1235	1235	1235	1235	1235	1235	1235	1235	1235	1235		

ALL BOILERS AND ALL FUELS

ENTRIES ARE NUMBER OF BOILERS DIVIDED BY NUMBER OF PLANTS FOR EACH CAPACITY & LOAD FACTOR PAIR

CAPACITY MBTU'S/HR		PLANT LOAD FACTORS EQUAL 0.00	0.01- 0.09	0.10- 0.19	0.20- 0.29	0.30- 0.39	0.40- 0.49	0.50- 0.59	0.60- 0.69	0.70- 0.79
EQUAL	0	1.39	0.0	0.0	0.0	0.0	0.0	0.0	0.0	0.0
1-	10	1.05	1.08	1.16	1.13	1.06	1.22	1.20	1.20	1.00
11-	20	1.00	1.15	1.72	1.42	1.86	1.92	1.60	1.25	1.00
21-	30	3.00	1.08	1.71	1.69	2.00	1.20	1.29	1.75	2.50
31-	40	1.00	1.36	1.38	1.27	3.60	3.60	1.75	1.50	4.00
41-	50	4.00	1.31	2.00	1.86	2.25	2.00	3.00	1.00	2.00
51-	60	0.0	1.78	2.18	1.81	3.33	2.00	1.50	2.00	0.0
61-	70	0.0	1.33	2.60	1.88	1.50	2.50	3.50	0.0	1.00
71-	80	4.00	2.67	2.40	1.40	1.00	0.0	2.00	1.00	2.00
81-	90	0.0	1.25	1.71	2.17	1.00	0.0	1.00	0.0	1.00
91-	100	0.0	1.00	1.33	3.13	2.86	0.0	1.00	1.00	0.0
101-	200	8.00	1.83	2.58	3.31	2.13	3.08	2.17	1.00	2.00
201-	300	3.50	2.20	5.07	2.85	2.57	3.67	0.0	0.0	0.0
301-	400	0.0	3.25	5.00	5.00	11.00	5.00	0.0	0.0	0.0
401-	500	11.00	1.33	4.00	3.75	5.00	3.00	3.00	0.0	0.0
501-	600	0.0	7.00	0.0	1.00	4.00	0.0	0.0	0.0	0.0
601-	700	0.0	0.0	4.00	27.33	2.00	4.00	23.00	0.0	0.0
701-	800	0.0	0.0	5.00	0.0	8.00	0.0	1.00	0.0	0.0
801-	900	0.0	1.00	48.00	20.00	0.0	0.0	0.0	0.0	0.0
901-	1000	0.0	0.0	4.00	0.0	0.0	0.0	0.0	0.0	0.0
1001-	2000	0.0	7.00	4.33	0.0	0.0	0.0	0.0	0.0	0.0
2001-	3000	0.0	2.00	0.0	0.0	0.0	0.0	0.0	0.0	0.0
3001-	4000	0.0	0.0	0.0	0.0	0.0	0.0	0.0	0.0	0.0
4001-	5000	0.0	0.0	0.0	0.0	0.0	0.0	0.0	0.0	0.0
5001-	6000	0.0	0.0	0.0	0.0	0.0	0.0	0.0	0.0	0.0
6001-	7000	0.0	0.0	0.0	0.0	0.0	0.0	0.0	0.0	0.0
7001-	8000	0.0	0.0	0.0	0.0	0.0	0.0	0.0	0.0	0.0
8001-	9000	0.0	0.0	0.0	0.0	0.0	0.0	0.0	0.0	0.0
9001-	10000	0.0	0.0	0.0	0.0	0.0	0.0	0.0	0.0	0.0
10001-	20000	0.0	0.0	0.0	0.0	0.0	0.0	0.0	0.0	0.0
20001-	30000	0.0	0.0	0.0	0.0	0.0	0.0	0.0	0.0	0.0
30001-	40000	0.0	0.0	0.0	0.0	0.0	0.0	0.0	0.0	0.0
40001-	50000	0.0	0.0	0.0	0.0	0.0	0.0	0.0	0.0	0.0
50001-	100000	0.0	0.0	0.0	0.0	0.0	0.0	0.0	0.0	0.0
COLUMN TOTALS		2.04	1.28	1.92	2.19	2.16	2.14	2.00	1.31	1.53
CUMUL. TOTALS		0.0	1.28	1.63	1.77	1.81	1.83	1.84	1.83	1.82

BOILER POPULATION DATA - COMMERCIAL INSTITUTIONAL BOILERS
AVERAGE NUMBER OF BOILERS PER PLANT BY CAPACITY & LOAD FACTOR RANGE
ALL BOILERS AND ALL FUELS

ENTRIES ARE NUMBER OF BOILERS DIVIDED BY NUMBER OF PLANTS FOR EACH CAPACITY & LOAD FACTOR PAIR

CAPACITY MBTU'S/HR	PLANT LOAD FACTORS 0.80-0.89	0.90-0.99	TOTAL <1.00	EQUAL 1.00	ABOVE 1.00	ROW TOTAL	CUMTOT <1.00	CUMTOT ALL
EQUAL 0	0.0	0.0	1.39	0.0	1.47	1.44	0.0	0.0
1- 10	1.00	1.25	1.13	0.0	1.62	1.17	1.13	1.17
11- 20	5.00	1.33	1.53	0.0	1.14	1.51	1.21	1.23
21- 30	3.00	1.00	1.60	0.0	1.56	1.60	1.26	1.28
31- 40	1.00	1.00	1.71	0.0	1.67	1.71	1.29	1.31
41- 50	2.00	2.00	1.94	0.0	3.50	1.98	1.34	1.36
51- 60	3.00	3.00	2.05	0.0	1.33	2.02	1.38	1.39
61- 70	3.00	0.0	2.15	0.0	0.0	2.15	1.40	1.42
71- 80	0.0	0.0	2.20	0.0	0.0	2.20	1.42	1.43
81- 90	1.00	0.0	1.59	0.0	0.0	1.59	1.42	1.44
91- 100	3.00	1.00	2.31	0.0	6.00	2.44	1.44	1.46
101- 200	3.00	1.50	2.94	0.0	2.17	2.90	1.57	1.58
201- 300	0.0	0.0	3.52	0.0	0.0	3.52	1.63	1.64
301- 400	0.0	0.0	4.94	0.0	5.50	5.00	1.68	1.68
401- 500	0.0	0.0	4.00	0.0	0.0	4.00	1.71	1.71
501- 600	0.0	0.0	4.75	0.0	0.0	4.75	1.71	1.72
601- 700	0.0	0.0	16.43	0.0	0.0	16.43	1.79	1.79
701- 800	0.0	0.0	4.50	0.0	0.0	4.50	1.79	1.79
801- 900	0.0	0.0	23.00	0.0	0.0	23.00	1.84	1.83
901- 1000	0.0	0.0	4.00	0.0	3.00	3.50	1.84	1.84
1001- 2000	0.0	0.0	5.40	0.0	0.0	5.40	1.85	1.85
2001- 3000	0.0	0.0	2.00	0.0	0.0	2.00	1.85	1.85
3001- 4000	0.0	0.0	0.0	0.0	0.0	0.0	1.85	1.85
4001- 5000	0.0	0.0	0.0	0.0	0.0	0.0	1.85	1.85
5001- 6000	0.0	0.0	0.0	0.0	0.0	0.0	1.85	1.85
6001- 7000	0.0	0.0	0.0	0.0	0.0	0.0	1.85	1.85
7001- 8000	0.0	0.0	0.0	0.0	0.0	0.0	1.85	1.85
8001- 9000	0.0	0.0	0.0	0.0	0.0	0.0	1.85	1.85
9001- 10000	0.0	0.0	0.0	0.0	0.0	0.0	1.85	1.85
10001- 20000	0.0	0.0	0.0	0.0	0.0	0.0	1.85	1.85
20001- 30000	0.0	0.0	0.0	0.0	0.0	0.0	1.85	1.85
30001- 40000	0.0	0.0	0.0	0.0	0.0	0.0	1.85	1.85
40001- 50000	0.0	0.0	0.0	0.0	0.0	0.0	1.85	1.85
50001-100000	0.0	0.0	0.0	0.0	0.0	0.0	1.85	1.85
COLUMN TOTALS	2.11	1.37	1.83	0.0	1.62	1.61		
CUMUL. TOTALS	1.83	1.82	1.82	1.82	1.79			

ALL COAL-FIRED BOILERS

TABLE ENTRIES ARE NUMBER OF BOILERS
WITHIN CAPACITY AND LOAD FACTOR RANGES

CAPACITY MBTU'S/HR	BOILER LOAD FACTORS EQUAL 0.00	0.01- 0.09	0.10- 0.19	0.20- 0.29	0.30- 0.39	0.40- 0.49	0.50- 0.59	0.60- 0.69	0.70- 0.79
EQUAL 0	7	0	0	0	0	0	0	0	0
1- 10	5	125	48	23	10	4	1	1	2
11- 20	7	25	10	11	14	3	1	1	0
21- 30	4	22	21	17	9	7	3	1	0
31- 40	1	4	9	6	3	2	1	1	1
41- 50	2	7	4	5	10	3	4	2	1
51- 60	2	1	10	3	5	6	1	0	0
61- 70	1	2	5	4	10	2	0	0	0
71- 80	0	3	9	2	6	0	1	1	0
81- 90	0	2	0	2	0	0	2	0	1
91- 100	0	2	4	7	3	0	0	1	0
101- 200	2	5	7	4	2	5	1	1	1
201- 300	0	2	0	0	1	0	0	2	0
301- 400	0	2	1	0	1	0	0	0	0
401- 500	0	0	0	0	1	0	0	0	0
501- 600	0	0	0	0	0	0	0	0	0
601- 700	0	0	0	0	0	0	0	0	0
701- 800	0	0	0	0	1	0	0	0	0
801- 900	0	0	0	0	0	0	0	0	0
901- 1000	0	0	0	0	0	0	0	0	0
1001- 2000	0	0	0	0	0	0	0	0	0
2001- 3000	0	0	0	0	0	0	0	0	0
3001- 4000	0	0	0	0	0	0	0	0	0
4001- 5000	0	0	0	0	0	0	0	0	0
5001- 6000	0	0	0	0	0	0	0	0	0
6001- 7000	0	0	0	0	0	0	0	0	0
7001- 8000	0	0	0	0	0	0	0	0	0
8001- 9000	0	0	0	0	0	0	0	0	0
9001- 10000	0	0	0	0	0	0	0	0	0
10001-100000	0	0	0	0	0	0	0	0	0
COLUMN TOTALS	31	202	128	84	76	32	15	11	6
CUMUL. TOTALS	0	202	330	414	490	522	537	548	554

BOILER POPULATION DATA - COMMERCIAL INSTITUTIONAL BOILERS
BOILER CAPACITY BY BOILER LOAD FACTOR AND CAPACITY
ALL COAL-FIRED BOILERS

TABLE ENTRIES ARE NUMBER OF BOILERS
WITHIN CAPACITY AND LOAD FACTOR RANGES

CAPACITY MBTU'S/HR	BOILER LOAD FACTORS 0.80-0.89	0.90-0.99	TOTAL <1.00	EQUAL 1.00	ABOVE 1.00	ROW TOTAL	CUMTOT <1.00	CUMTOT ALL
EQUAL 0	0	0	7	0	36	43	0	0
1- 10	2	5	226	0	23	249	226	249
11- 20	7	8	87	0	3	90	313	339
21- 30	0	2	86	0	5	91	399	430
31- 40	1	3	32	0	2	34	431	464
41- 50	0	0	38	0	0	38	469	502
51- 60	0	0	28	0	0	28	497	530
61- 70	0	0	24	0	0	24	521	554
71- 80	1	0	23	0	0	23	544	577
81- 90	0	0	7	0	0	7	551	584
91- 100	1	2	20	0	0	20	571	604
101- 200	0	0	28	0	1	29	599	633
201- 300	0	0	5	0	0	5	604	638
301- 400	0	0	4	0	0	4	608	642
401- 500	0	0	1	0	0	1	609	643
501- 600	0	0	0	0	0	0	609	643
601- 700	0	0	0	0	0	0	609	643
701- 800	0	0	1	0	0	1	610	644
801- 900	0	0	0	0	0	0	610	644
901- 1000	0	0	0	0	0	0	610	644
1001- 2000	0	0	0	0	0	0	610	644
2001- 3000	0	0	0	0	0	0	610	644
3001- 4000	0	0	0	0	0	0	610	644
4001- 5000	0	0	0	0	0	0	610	644
5001- 6000	0	0	0	0	0	0	610	644
6001- 7000	0	0	0	0	0	0	610	644
7001- 8000	0	0	0	0	0	0	610	644
8001- 9000	0	0	0	0	0	0	610	644
9001- 10000	0	0	0	0	0	0	610	644
10001-100000	0	0	0	0	0	0	610	644
COLUMN TOTALS	12	20	617	0	70	687		
CUMUL. TOTALS	586	586	586	586	656			

ALL COAL-FIRED BOILERS

TABLE ENTRIES ARE NUMBER OF PLANTS
WITHIN CAPACITY AND LOAD FACTOR RANGES

CAPACITY MBTU'S/HR		PLANT LOAD FACTORS EQUAL 0.00	0.01- 0.09	0.10- 0.19	0.20- 0.29	0.30- 0.39	0.40- 0.49	0.50- 0.59	0.60- 0.69	0.70- 0.79
EQUAL	0	6	0	0	0	0	0	0	0	0
1-	10	1	119	27	11	7	1	0	1	0
11-	20	1	20	2	4	2	2	0	0	1
21-	30	1	15	7	5	5	1	0	1	0
31-	40	0	5	2	1	3	1	0	0	0
41-	50	0	4	1	3	2	1	0	2	1
51-	60	0	3	1	1	1	1	2	0	0
61-	70	0	3	2	3	0	1	1	0	0
71-	80	0	1	2	0	0	0	0	1	0
81-	90	1	1	1	0	0	0	1	0	2
91-	100	0	1	0	3	4	0	0	1	0
101-	200	3	4	12	7	5	8	3	1	0
201-	300	0	2	5	3	3	0	0	0	0
301-	400	0	2	1	1	3	0	0	0	0
401-	500	0	0	0	0	2	0	0	0	0
501-	600	0	0	0	0	0	0	0	0	0
601-	700	0	1	0	0	0	1	1	0	0
701-	800	0	0	0	0	1	0	0	0	0
801-	900	0	0	0	0	0	0	0	0	0
901-	1000	0	0	0	0	0	0	0	0	0
1001-	2000	0	0	0	0	0	0	0	0	0
2001-	3000	0	0	0	0	0	0	0	0	0
3001-	4000	0	0	0	0	0	0	0	0	0
4001-	5000	0	0	0	0	0	0	0	0	0
5001-	6000	0	0	0	0	0	0	0	0	0
6001-	7000	0	0	0	0	0	0	0	0	0
7001-	8000	0	0	0	0	0	0	0	0	0
8001-	9000	0	0	0	0	0	0	0	0	0
9001-	10000	0	0	0	0	0	0	0	0	0
10001-	20000	0	0	0	0	0	0	0	0	0
20001-	30000	0	0	0	0	0	0	0	0	0
30001-	40000	0	0	0	0	0	0	0	0	0
40001-	50000	0	0	0	0	0	0	0	0	0
50001-	100000	0	0	0	0	0	0	0	0	0
COLUMN TOTALS		13	181	63	42	38	17	8	7	4
CUMUL. TOTALS		0	181	244	286	324	341	349	356	360

BOILER POPULATION DATA - COMMERCIAL INSTITUTIONAL BOILERS
PLANT CAPACITY BY PLANT LOAD FACTOR
ALL COAL-FIRED BOILERS

TABLE ENTRIES ARE NUMBER OF PLANTS
WITHIN CAPACITY AND LOAD FACTOR RANGES

CAPACITY MBTU'S/HR	PLANT LOAD FACTORS 0.80-0.89	0.90-0.99	TOTAL <1.00	EQUAL 1.00	ABOVE 1.00	ROW TOTAL	CUMTOT <1.00	CUMTOT ALL
EQUAL 0	0	0	6	0	17	23	0	0
1- 10	1	2	170	0	11	181	170	181
11- 20	0	1	33	0	1	34	203	215
21- 30	0	0	35	0	4	39	238	254
31- 40	1	2	15	0	2	17	253	271
41- 50	1	1	16	0	0	16	269	287
51- 60	1	1	11	0	0	11	280	298
61- 70	0	0	10	0	0	10	290	308
71- 80	0	0	4	0	0	4	294	312
81- 90	0	0	6	0	0	6	300	318
91- 100	0	2	11	0	0	11	311	329
101- 200	0	0	43	0	1	44	354	373
201- 300	1	0	14	0	0	14	368	387
301- 400	0	0	7	0	0	7	375	394
401- 500	0	0	2	0	0	2	377	396
501- 600	0	0	0	0	0	0	377	396
601- 700	0	0	3	0	0	3	380	399
701- 800	0	0	1	0	0	1	381	400
801- 900	0	0	0	0	0	0	381	400
901- 1000	0	0	0	0	0	0	381	400
1001- 2000	0	0	0	0	0	0	381	400
2001- 3000	0	0	0	0	0	0	381	400
3001- 4000	0	0	0	0	0	0	381	400
4001- 5000	0	0	0	0	0	0	381	400
5001- 6000	0	0	0	0	0	0	381	400
6001- 7000	0	0	0	0	0	0	381	400
7001- 8000	0	0	0	0	0	0	381	400
8001- 9000	0	0	0	0	0	0	381	400
9001- 10000	0	0	0	0	0	0	381	400
10001- 20000	0	0	0	0	0	0	381	400
20001- 30000	0	0	0	0	0	0	381	400
30001- 40000	0	0	0	0	0	0	381	400
40001- 50000	0	0	0	0	0	0	381	400
50001-100000	0	0	0	0	0	0	381	400
COLUMN TOTALS	5	9	387	0	36	423		
CUMUL. TOTALS	365	374	374	374	410			

BOILER AND PLANT NUMBER DISTRIBUTIONS

X--INDIVIDUAL BOILERS
*--INDIVIDUAL PLANTS



NUMBER OF BOILERS (ALL DATA) = 687 NUMBER OF BOILERS (RELIABLE DATA) = 586
NUMBER OF PLANTS (ALL DATA) = 423 NUMBER OF PLANTS (RELIABLE DATA) = 374

CC1-5

BOILER POPULATION DATA - COMMERCIAL INSTITUTIONAL BOILERS
ALL COAL-FIRED BOILERS
LOAD FACTORS

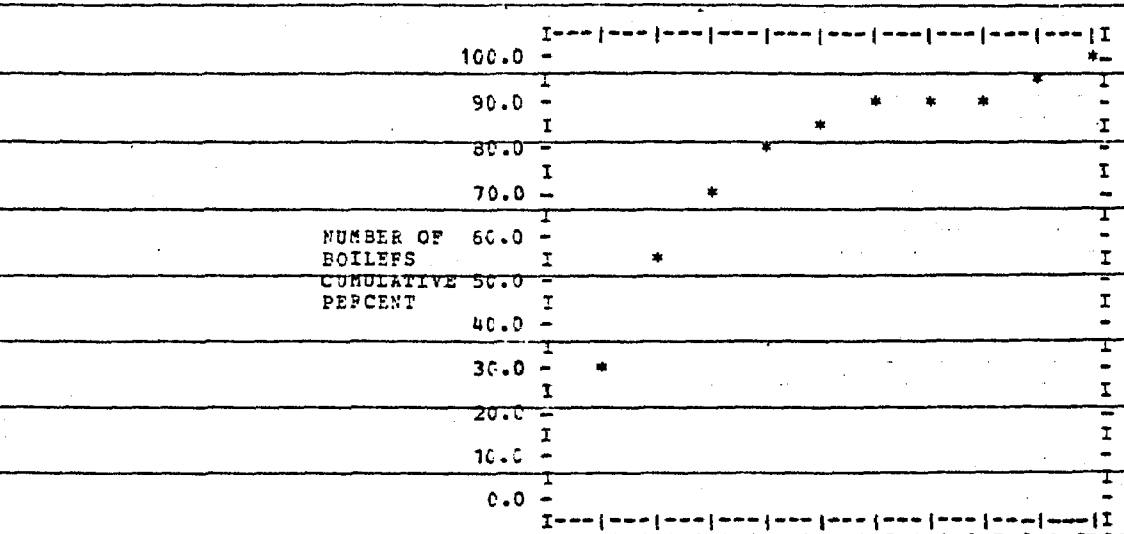

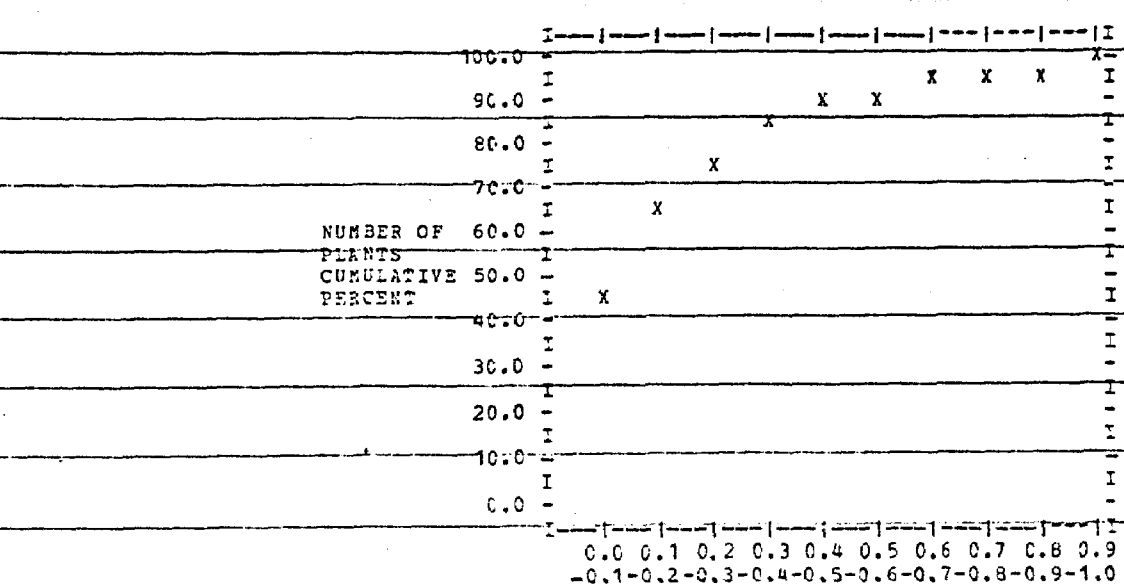

NUMBER OF BOILERS (ALL DATA) = 687 NUMBER OF BOILERS (RELIABLE DATA) = 586
NUMBER OF PLANTS (ALL DATA) = 423 NUMBER OF PLANTS (RELIABLE DATA) = 374

CC1-6

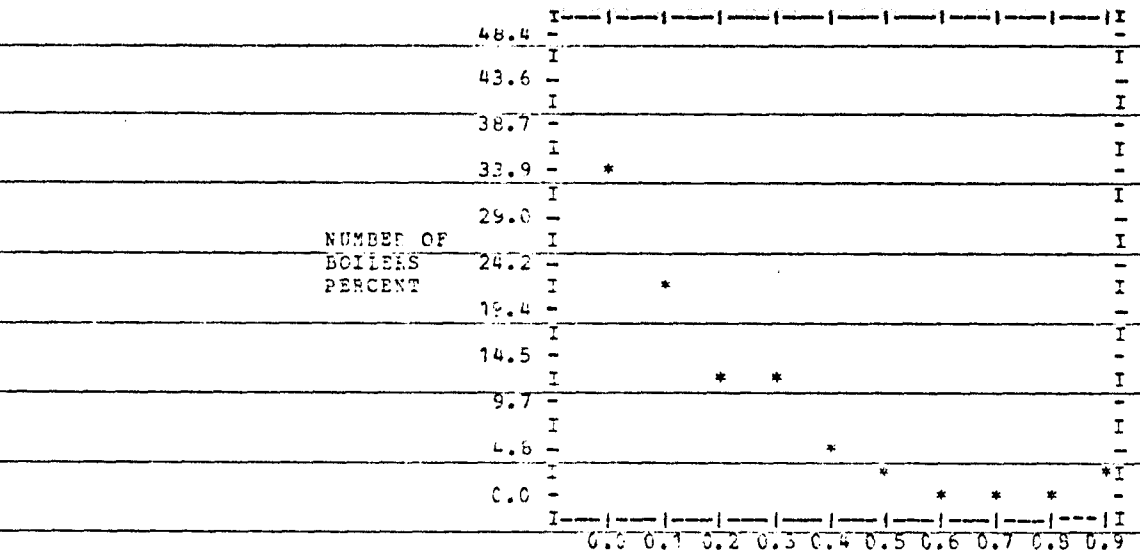

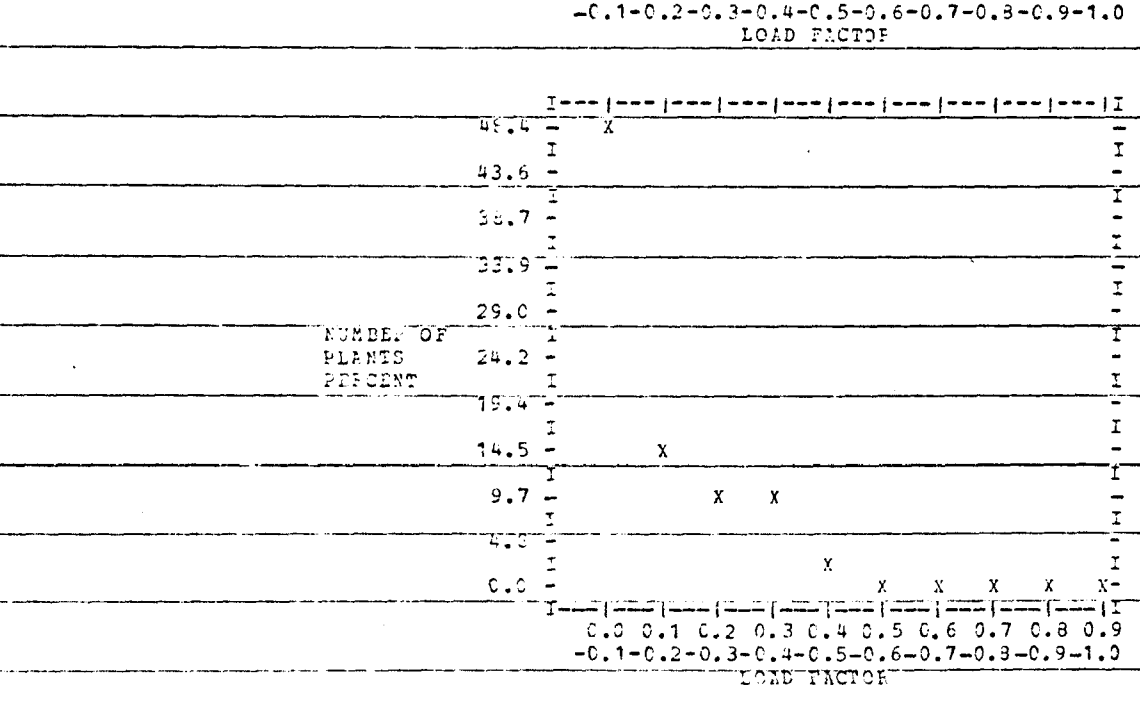

CC1-7

NUMBER OF BOILERS (ALL DATA) = 687 NUMBER OF BOILERS (RELIABLE DATA) = 586
NUMBER OF PLANTS (ALL DATA) = 423 NUMBER OF PLANTS (RELIABLE DATA) = 374

ALL COAL-FIRED BOILERS

TABLE ENTRIES ARE TOTAL CAPACITY
WITHIN CAPACITY AND LOAD FACTOR RANGES

CAPACITY MBTU'S/HR	BOILER LOAD FACTORS EQUAL 0.00	0.01- 0.09	0.10- 0.19	0.20- 0.29	0.30- 0.39	0.40- 0.49	0.50- 0.59	0.60- 0.69	0.70- 0.79
EQUAL 0	0.	0.	0.	0.	0.	0.	0.	0.	0.
1- 10	33.	767.	155.	54.	28.	21.	4.	5.	20.
11- 20	127.	324.	163.	183.	224.	47.	20.	17.	0.
21- 30	108.	573.	551.	441.	237.	170.	63.	27.	0.
31- 40	40.	136.	306.	216.	106.	72.	40.	40.	40.
41- 50	100.	328.	190.	230.	494.	150.	185.	95.	50.
51- 60	120.	51.	543.	180.	292.	336.	60.	0.	0.
61- 70	62.	126.	313.	264.	649.	124.	0.	0.	0.
71- 80	0.	226.	652.	155.	472.	0.	80.	75.	0.
81- 90	0.	164.	0.	166.	0.	0.	172.	0.	90.
91- 100	0.	196.	394.	687.	285.	0.	0.	100.	0.
101- 200	318.	685.	936.	507.	288.	664.	145.	146.	120.
201- 300	0.	550.	0.	0.	210.	0.	0.	430.	0.
301- 400	0.	630.	330.	0.	353.	0.	0.	0.	0.
401- 500	0.	0.	0.	0.	410.	0.	0.	0.	0.
501- 600	0.	0.	0.	0.	0.	0.	0.	0.	0.
601- 700	0.	0.	0.	0.	0.	0.	0.	0.	0.
701- 800	0.	0.	0.	0.	735.	0.	0.	0.	0.
801- 900	0.	0.	0.	0.	0.	0.	0.	0.	0.
901- 1000	0.	0.	0.	0.	0.	0.	0.	0.	0.
1001- 2000	0.	0.	0.	0.	0.	0.	0.	0.	0.
2001- 3000	0.	0.	0.	0.	0.	0.	0.	0.	0.
3001- 4000	0.	0.	0.	0.	0.	0.	0.	0.	0.
4001- 5000	0.	0.	0.	0.	0.	0.	0.	0.	0.
5001- 6000	0.	0.	0.	0.	0.	0.	0.	0.	0.
6001- 7000	0.	0.	0.	0.	0.	0.	0.	0.	0.
7001- 8000	0.	0.	0.	0.	0.	0.	0.	0.	0.
8001- 9000	0.	0.	0.	0.	0.	0.	0.	0.	0.
9001- 10000	0.	0.	0.	0.	0.	0.	0.	0.	0.
10001-100000	0.	0.	0.	0.	0.	0.	0.	0.	0.
COLUMN TOTALS	908.	4736.	4533.	3083.	4783.	1584.	769.	935.	320.
CUMUL. TOTALS	0.	4736.	9269.	12352.	17135.	18719.	19488.	20423.	20743.

BOILER POPULATION DATA - COMMERCIAL INSTITUTIONAL BOILERS
BOILER CAPACITY BY BOILER LOAD FACTOR AND CAPACITY
ALL COAL-FIRED BOILERS

TABLE ENTRIES ARE TOTAL CAPACITY
WITHIN CAPACITY AND LOAD FACTOR RANGES

CAPACITY MBTU'S/HR		BOILER LOAD FACTORS 0.80-0.89	0.90-0.99	TOTAL <1.00	EQUAL 1.00	ABOVE 1.00	ROW TOTAL	CUMTOT <1.00	CUMTOT ALL
EQUAL	0	0.	0.	0.	0.	0.	0.	0.	0.
1-	10	2.	27.	1116.	0.	110.	1226.	1116.	1226.
11-	20	116.	127.	1348.	0.	36.	1386.	2464.	2612.
21-	30	0.	53.	2223.	0.	138.	2361.	4687.	4973.
31-	40	35.	103.	1134.	0.	76.	1210.	5821.	6183.
41-	50	0.	0.	1822.	0.	0.	1822.	7643.	8005.
51-	60	0.	0.	1582.	0.	0.	1582.	9225.	9587.
61-	70	0.	0.	1538.	0.	0.	1538.	10763.	11125.
71-	80	72.	0.	1732.	0.	0.	1732.	12495.	12857.
81-	90	0.	0.	592.	0.	0.	592.	13087.	13449.
91-	100	100.	200.	1962.	0.	0.	1962.	15049.	15411.
101-	200	0.	0.	3789.	0.	180.	3969.	18838.	19380.
201-	300	0.	0.	1190.	0.	0.	1190.	20028.	20570.
301-	400	0.	0.	1313.	0.	0.	1313.	21341.	21883.
401-	500	0.	0.	410.	0.	0.	410.	21751.	22293.
501-	600	0.	0.	0.	0.	0.	0.	21751.	22293.
601-	700	0.	0.	0.	0.	0.	0.	21751.	22293.
701-	800	0.	0.	735.	0.	0.	735.	22486.	23028.
801-	900	0.	0.	0.	0.	0.	0.	22486.	23028.
901-	1000	0.	0.	0.	0.	0.	0.	22486.	23028.
1001-	2000	0.	0.	0.	0.	0.	0.	22486.	23028.
2001-	3000	0.	0.	0.	0.	0.	0.	22486.	23028.
3001-	4000	0.	0.	0.	0.	0.	0.	22486.	23028.
4001-	5000	0.	0.	0.	0.	0.	0.	22486.	23028.
5001-	6000	0.	0.	0.	0.	0.	0.	22486.	23028.
6001-	7000	0.	0.	0.	0.	0.	0.	22486.	23028.
7001-	8000	0.	0.	0.	0.	0.	0.	22486.	23028.
8001-	9000	0.	0.	0.	0.	0.	0.	22486.	23028.
9001-	10000	0.	0.	0.	0.	0.	0.	22486.	23028.
10001-	100000	0.	0.	0.	0.	0.	0.	22486.	23028.
COLUMN TOTALS		325.	510.	22486.	0.	542.	23028.		
CUMUL. TOTALS		21068.	21578.	21578.	21578.	22120.			

ALL COAL-FIRED BOILERS

TABLE ENTRIES ARE TOTAL CAPACITY
WITHIN CAPACITY AND LOAD FACTOR RANGES

CAPACITY		PLANT LOAD FACTORS EQUAL	0.01-	0.10-	0.20-	0.30-	0.40-	0.50-	0.60-	0.70-
MEGAWATTS/HR		0.00	0.09	0.19	0.29	0.39	0.49	0.59	0.69	0.79
EQUAL	0	0.	0.	0.	0.	0.	0.	0.	0.	0.
1-	10	1.	742.	109.	30.	19.	5.	0.	5.	0.
11-	20	17.	261.	26.	71.	40.	29.	0.	0.	20.
21-	30	29.	376.	190.	142.	135.	25.	0.	27.	0.
31-	40	0.	174.	68.	36.	106.	37.	0.	0.	0.
41-	50	0.	184.	43.	140.	90.	46.	0.	86.	42.
51-	60	0.	161.	60.	54.	52.	60.	120.	0.	0.
61-	70	0.	195.	126.	194.	0.	66.	63.	0.	0.
71-	80	0.	72.	148.	0.	0.	0.	0.	75.	0.
81-	90	83.	82.	90.	0.	0.	0.	90.	0.	179.
91-	100	0.	96.	0.	288.	391.	0.	0.	100.	0.
101-	200	490.	530.	1847.	1060.	831.	1083.	430.	146.	0.
201-	300	0.	539.	1233.	727.	661.	0.	0.	0.	0.
301-	400	0.	652.	330.	399.	1098.	0.	0.	0.	0.
401-	500	0.	0.	0.	0.	906.	0.	0.	0.	0.
501-	600	0.	0.	0.	0.	0.	0.	0.	0.	0.
601-	700	0.	630.	0.	0.	0.	700.	649.	0.	0.
701-	800	0.	0.	0.	0.	735.	0.	0.	0.	0.
801-	900	0.	0.	0.	0.	0.	0.	0.	0.	0.
901-	1000	0.	0.	0.	0.	0.	0.	0.	0.	0.
1001-	2000	0.	0.	0.	0.	0.	0.	0.	0.	0.
2001-	3000	0.	0.	0.	0.	0.	0.	0.	0.	0.
3001-	4000	0.	0.	0.	0.	0.	0.	0.	0.	0.
4001-	5000	0.	0.	0.	0.	0.	0.	0.	0.	0.
5001-	6000	0.	0.	0.	0.	0.	0.	0.	0.	0.
6001-	7000	0.	0.	0.	0.	0.	0.	0.	0.	0.
7001-	8000	0.	0.	0.	0.	0.	0.	0.	0.	0.
8001-	9000	0.	0.	0.	0.	0.	0.	0.	0.	0.
9001-	10000	0.	0.	0.	0.	0.	0.	0.	0.	0.
10001-	20000	0.	0.	0.	0.	0.	0.	0.	0.	0.
20001-	30000	0.	0.	0.	0.	0.	0.	0.	0.	0.
30001-	40000	0.	0.	0.	0.	0.	0.	0.	0.	0.
40001-	50000	0.	0.	0.	0.	0.	0.	0.	0.	0.
50001-	100000	0.	0.	0.	0.	0.	0.	0.	0.	0.
COLUMN TOTALS		620.	4702.	4270.	3141.	5064.	2051.	1352.	439.	241.
CUMUL. TOTALS		0.	4702.	8972.	12113.	17177.	19228.	20580.	21019.	21260.

BOILER POPULATION DATA - COMMERCIAL INSTITUTIONAL BOILERS
PLANT CAPACITY BY PLANT LOAD FACTOR AND CAPACITY
ALL COAL-FIRED BOILERS

TABLE ENTRIES ARE TOTAL CAPACITY
WITHIN CAPACITY AND LOAD FACTOR RANGES

CAPACITY MBTU'S/HR	PLANT LOAD FACTORS 0.80-0.89	0.90-0.99	TOTAL <1.00	EQUAL 1.00	ABOVE 1.00	ROW TOTAL	CUMTOT <1.00	CUMTOT ALL
EQUAL 0	0.	0.	0.	0.	0.	0.	0.	0.
1- 10	1.	5.	917.	0.	49.	966.	917.	966.
11- 20	0.	20.	484.	0.	14.	498.	1401.	1464.
21- 30	0.	0.	924.	0.	108.	1032.	2325.	2496.
31- 40	35.	66.	522.	0.	71.	593.	2847.	3089.
41- 50	42.	48.	721.	0.	0.	721.	3568.	3810.
51- 60	54.	51.	612.	0.	0.	612.	4180.	4422.
61- 70	0.	0.	644.	0.	0.	644.	4824.	5066.
71- 80	0.	0.	295.	0.	0.	295.	5119.	5361.
81- 90	0.	0.	524.	0.	0.	524.	5643.	5885.
91- 100	0.	200.	1075.	0.	0.	1075.	6718.	6960.
101- 200	0.	0.	6425.	0.	104.	6529.	13143.	13489.
201- 300	280.	0.	3440.	0.	0.	3440.	16583.	16929.
301- 400	0.	0.	2479.	0.	0.	2479.	19062.	19408.
401- 500	0.	0.	906.	0.	0.	906.	19968.	20314.
501- 600	0.	0.	0.	0.	0.	0.	19968.	20314.
601- 700	0.	0.	1979.	0.	0.	1979.	21947.	22293.
701- 800	0.	0.	735.	0.	0.	735.	22682.	23028.
801- 900	0.	0.	0.	0.	0.	0.	22682.	23028.
901- 1000	0.	0.	0.	0.	0.	0.	22682.	23028.
1001- 2000	0.	0.	0.	0.	0.	0.	22682.	23028.
2001- 3000	0.	0.	0.	0.	0.	0.	22682.	23028.
3001- 4000	0.	0.	0.	0.	0.	0.	22682.	23028.
4001- 5000	0.	0.	0.	0.	0.	0.	22682.	23028.
5001- 6000	0.	0.	0.	0.	0.	0.	22682.	23028.
6001- 7000	0.	0.	0.	0.	0.	0.	22682.	23028.
7001- 8000	0.	0.	0.	0.	0.	0.	22682.	23028.
8001- 9000	0.	0.	0.	0.	0.	0.	22682.	23028.
9001- 10000	0.	0.	0.	0.	0.	0.	22682.	23028.
10001- 20000	0.	0.	0.	0.	0.	0.	22682.	23028.
20001- 30000	0.	0.	0.	0.	0.	0.	22682.	23028.
30001- 40000	0.	0.	0.	0.	0.	0.	22682.	23028.
40001- 50000	0.	0.	0.	0.	0.	0.	22682.	23028.
50001-100000	0.	0.	0.	0.	0.	0.	22682.	23028.
COLUMN TOTALS	412.	390.	22682.	0.	346.	23028.		
CUMUL. TOTALS	21672.	22062.	22062.	22062.	22408.			

BOILER AND PLANT SIZE DISTRIBUTIONS

X--INDIVIDUAL BOILERS
*--PLANTS

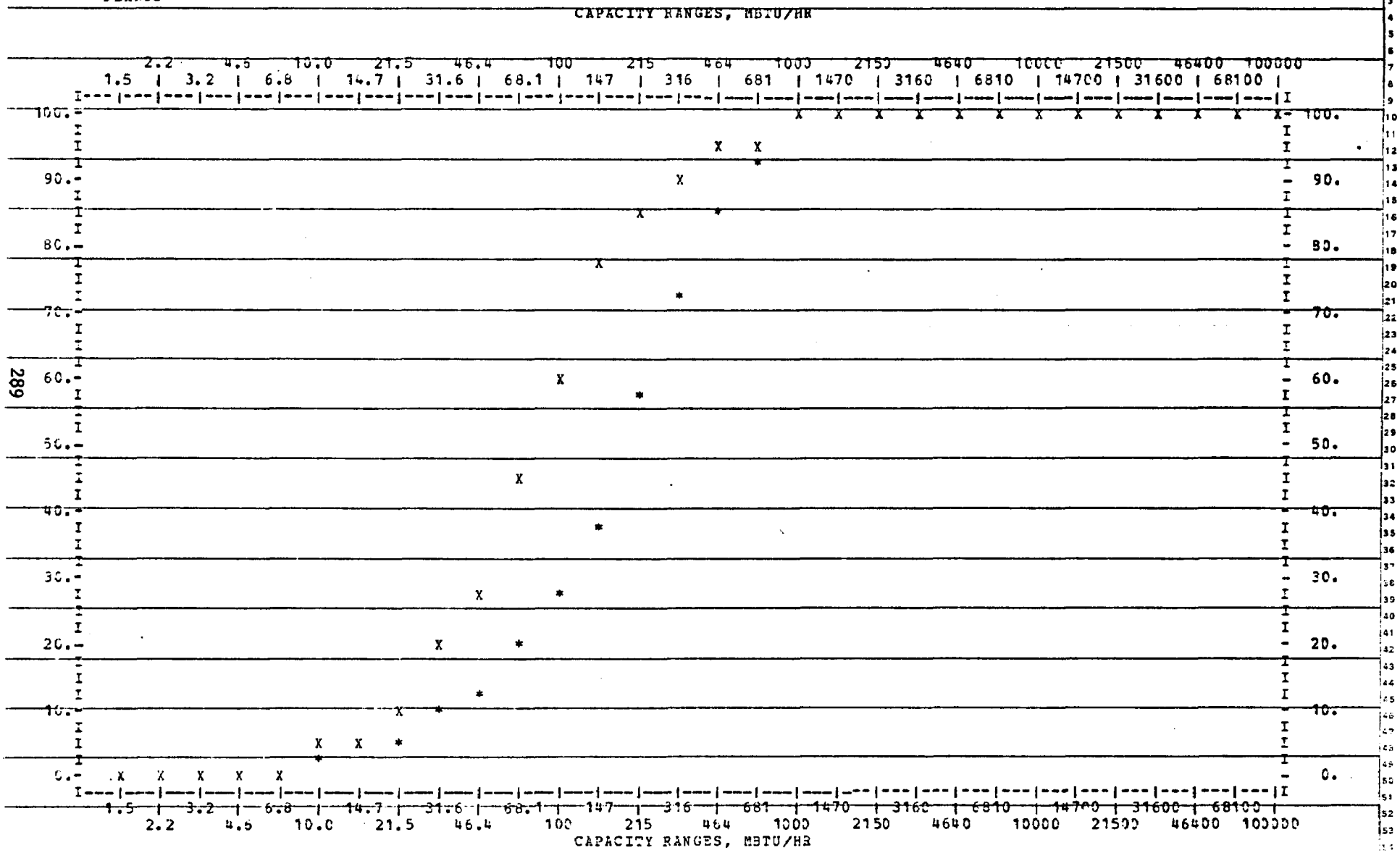

BOILER CATACITIES (ALL DATA) = 23028. BOILER CAPACITIES (RELIABLE DATA) = 21573.
PLANT CAPACITIES (ALL DATA) = 23028. PLANT CAPACITIES (RELIABLE DATA) = 22962.

BOILER POPULATION DATA - COMMERCIAL INSTITUTIONAL BOILERS
ALL COAL-FIRED BOILERS
LOAD FACTORS

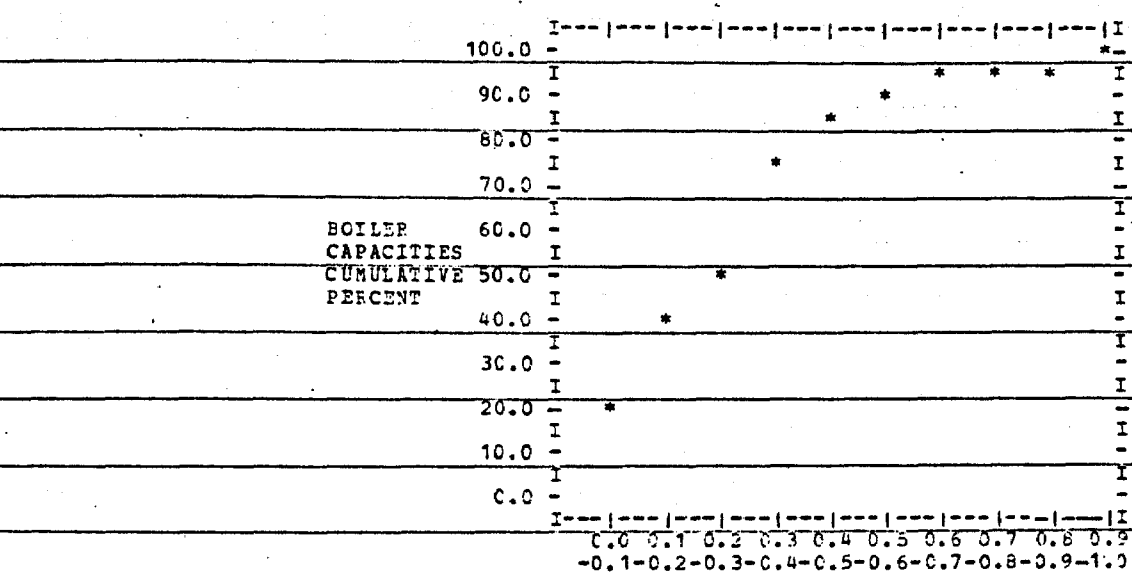

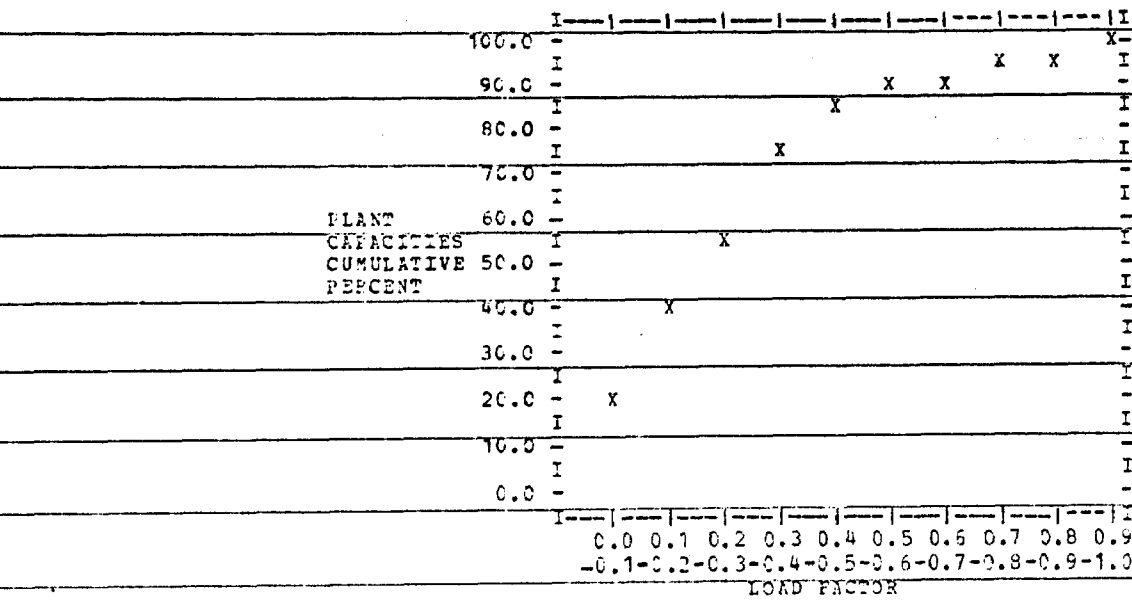

BOILER CAPACITIES (ALL DATA) = 23028. BOILER CAPACITIES (RELIABLE DATA) = 21578.
PLANT CAPACITIES (ALL DATA) = 23028. PLANT CAPACITIES (RELIABLE DATA) = 22062.

CC2-6





BOILER CAPACITIES (ALL DATA) = 23028. BOILER CAPACITIES (RELIABLE DATA) = 21578.
PLANT CAPACITIES (ALL DATA) = 23028. PLANT CAPACITIES (RELIABLE DATA) = 22062.

CC2-7

BOILER CAPACITY BY BOILER FUEL SULFUR CONTENT
ALL COAL-FIRED BOILERS

TABLE ENTRIES ARE NUMBER OF BOILERS
WITHIN CAPACITY AND FUEL SULFUR CONTENT RANGES

BOILER FUEL SULFUR CONTENT (WEIGHT PERCENT, EQUIVALENT BTU BASIS)

CAPACITY MBTU'S/HR	EQUAL 0.	>0. -.2	>.2 -.3	>.3 -.4	>.4 -.6	>.6 -.8	>.8 -1.0	>1.0 -1.2	>1.2 -1.5
EQUAL 0	8	0	0	0	5	14	2	4	0
1- 10	7	0	0	1	8	143	27	6	13
11- 20	7	0	0	0	6	21	11	4	4
21- 30	4	0	0	0	6	30	9	0	5
31- 40	1	0	0	0	1	7	9	0	0
41- 50	2	0	0	0	3	5	4	0	2
51- 60	2	0	0	0	4	4	5	0	0
61- 70	1	1	1	0	0	2	1	0	5
71- 80	0	0	0	0	0	5	7	1	5
81- 90	0	0	0	0	1	1	1	1	0
91- 100	0	1	0	0	1	2	7	2	2
101- 200	2	0	0	0	2	5	4	1	2
201- 300	0	0	0	0	0	0	0	1	0
301- 400	0	0	0	0	0	3	0	0	0
401- 500	0	0	0	0	0	1	0	0	0
501- 600	0	0	0	0	0	0	0	0	0
601- 700	0	0	0	0	0	0	0	0	0
701- 800	0	0	0	0	0	0	0	0	0
801- 900	0	0	0	0	0	0	0	0	0
901- 1000	0	0	0	0	0	0	0	0	0
1001- 2000	0	0	0	0	0	0	0	0	0
2001- 3000	0	0	0	0	0	0	0	0	0
3001- 4000	0	0	0	0	0	0	0	0	0
4001- 5000	0	0	0	0	0	0	0	0	0
5001- 6000	0	0	0	0	0	0	0	0	0
6001- 7000	0	0	0	0	0	0	0	0	0
7001- 8000	0	0	0	0	0	0	0	0	0
8001- 9000	0	0	0	0	0	0	0	0	0
9001- 10000	0	0	0	0	0	0	0	0	0
10001-100000	0	0	0	0	0	0	0	0	0
COLUMN TOTALS	34	2	1	1	37	243	87	20	38
CUMUL. TOTALS	34	36	37	38	75	318	405	425	463

BOILER POPULATION DATA - COMMERCIAL-INSTITUTIONAL BOILERS
BOILER CAPACITY BY BOILER FUEL SULFUR CONTENT
ALL COAL-FIRED BOILERS

TABLE ENTRIES ARE NUMBER OF BOILERS
WITHIN CAPACITY AND FUEL SULFUR CONTENT RANGES

CAPACITY MBTU'S/HR	BOILER FUEL SULFUR CONTENT (WEIGHT PERCENT, EQUIVALENT BTU BASIS) >1.5 -2.0	>2.0 -2.5	>2.5 -3.0	>3.0 -3.5	>3.5 -4.0	>4.0 -5.0	>5.0	ROW TOTAL	CUMTOT ALL
EQUAL 0	3	2	2	0	3	0	0	43	43
1- 10	13	4	14	9	4	0	0	249	292
11- 20	9	6	11	8	1	0	3	91	383
21- 30	5	8	18	4	0	2	0	91	474
31- 40	3	2	8	1	0	0	2	34	508
41- 50	0	3	11	7	1	0	0	38	546
51- 60	0	4	6	1	1	0	1	28	574
61- 70	0	3	6	3	0	0	1	24	598
71- 80	0	2	1	2	0	0	0	23	621
81- 90	0	3	0	0	0	0	0	7	628
91- 100	3	1	1	0	0	0	0	20	648
101- 200	2	1	6	3	1	0	0	29	677
201- 300	0	3	0	1	0	0	0	5	682
301- 400	0	0	0	1	0	0	0	4	686
401- 500	0	0	0	0	0	0	0	1	687
501- 600	0	0	0	0	0	0	0	0	687
601- 700	0	0	0	0	0	0	0	0	687
701- 800	0	0	0	0	0	0	0	1	687
801- 900	0	0	0	0	0	0	0	0	687
901- 1000	0	0	0	0	0	0	0	0	687
1001- 2000	0	0	0	0	0	0	0	0	687
2001- 3000	0	0	0	0	0	0	0	0	687
3001- 4000	0	0	0	0	0	0	0	0	687
4001- 5000	0	0	0	0	0	0	0	0	687
5001- 6000	0	0	0	0	0	0	0	0	687
6001- 7000	0	0	0	0	0	0	0	0	687
7001- 8000	0	0	0	0	0	0	0	0	687
8001- 9000	0	0	0	0	0	0	0	0	687
9001- 10000	0	0	0	0	0	0	0	0	687
10001-100000	0	0	0	0	0	0	0	0	687
COLUMN TOTALS	38	42	84	40	11	2	7	688	
CUMUL. TOTALS	501	543	627	667	628	680	687		

ALL COAL-FIRED BOILERS

TABLE ENTRIES ARE NUMBER OF PLANTS
WITHIN CAPACITY AND FUEL SULFUR CONTENT RANGES

PLANT FUEL SULFUR CONTENT (WEIGHT PERCENT, EQUIVALENT BTU BASIS)

CAPACITY MBTU'S/HR	EQUAL 0.	>0. -.2	>.2 -.3	>.3 -.4	>.4 -.6	>.6 -.8	>.8 -1.0	>1.0 -1.2	>1.2 -1.5
EQUAL 0	7	0	0	0	2	5	1	2	0
1- 10	3	0	0	1	6	130	11	3	2
11- 20	1	0	0	0	0	18	2	2	1
21- 30	1	0	0	0	3	24	3	0	0
31- 40	0	0	0	0	0	6	2	0	0
41- 50	0	0	0	0	1	5	2	1	2
51- 60	0	0	0	0	2	1	1	0	0
61- 70	0	0	0	0	0	2	2	0	2
71- 80	0	0	0	0	0	1	0	1	0
81- 90	1	0	0	0	1	0	1	1	1
91- 100	0	1	0	0	1	2	0	2	1
101- 200	3	0	0	0	1	3	9	0	2
201- 300	0	0	0	0	2	2	3	0	1
301- 400	0	0	0	0	0	3	0	1	1
401- 500	0	0	0	0	0	1	0	0	0
501- 600	0	0	0	0	0	0	0	0	0
601- 700	0	0	0	0	0	1	1	0	0
701- 800	0	0	0	0	0	0	0	0	1
801- 900	0	0	0	0	0	0	0	0	0
901- 1000	0	0	0	0	0	0	0	0	0
1001- 2000	0	0	0	0	0	0	0	0	0
2001- 3000	0	0	0	0	0	0	0	0	0
3001- 4000	0	0	0	0	0	0	0	0	0
4001- 5000	0	0	0	0	0	0	0	0	0
5001- 6000	0	0	0	0	0	0	0	0	0
6001- 7000	0	0	0	0	0	0	0	0	0
7001- 8000	0	0	0	0	0	0	0	0	0
8001- 9000	0	0	0	0	0	0	0	0	0
9001- 10000	0	0	0	0	0	0	0	0	0
10001- 20000	0	0	0	0	0	0	0	0	0
20001- 30000	0	0	0	0	0	0	0	0	0
30001- 40000	0	0	0	0	0	0	0	0	0
40001- 50000	0	0	0	0	0	0	0	0	0
50001-100000	0	0	0	0	0	0	0	0	0
COLUMN TOTALS	16	1	0	1	19	204	38	13	14
CUMUL. TOTALS	16	17	17	18	37	241	279	292	306

BOILER POPULATION DATA - COMMERCIAL-INSTITUTIONAL BOILERS
PLANT CAPACITY BY PLANT FUEL SULFUR CONTENT
ALL COAL-FIRED BOILERS

TABLE ENTRIES ARE NUMBER OF PLANTS
WITHIN CAPACITY AND FUEL SULFUR CONTENT RANGES

CAPACITY MBTU'S/HR	PLANT FUEL SULFUR CONTENT (WEIGHT PERCENT, EQUIVALENT BTU BASIS) >1.5 -2.0	>2.0 -2.5	>2.5 -3.0	>3.0 -3.5	>3.5 -4.0	>4.0 -5.0	>5.0	ROW TOTAL	CUMTOT ALL
EQUAL 0	1	1	3	0	1	0	0	23	23
1- 10	11	2	5	5	2	0	0	181	204
11- 20	1	2	5	1	1	0	0	34	238
21- 30	2	1	2	3	0	0	0	39	277
31- 40	5	0	4	0	0	0	0	17	294
41- 50	1	1	1	0	1	0	1	16	310
51- 60	0	1	2	2	1	1	0	11	321
61- 70	0	0	3	1	0	0	0	10	331
71- 80	0	2	0	0	0	0	0	4	335
81- 90	0	1	0	0	0	0	0	6	341
91- 100	1	1	1	1	0	0	0	11	352
101- 200	4	6	9	5	1	0	1	44	396
201- 300	0	1	3	2	0	0	0	14	410
301- 400	0	1	0	1	0	0	0	7	417
401- 500	0	0	1	0	0	0	0	2	419
501- 600	0	0	0	0	0	0	0	0	419
601- 700	0	1	0	0	0	0	0	3	422
701- 800	0	0	0	0	0	0	0	1	423
801- 900	0	0	0	0	0	0	0	0	423
901- 1000	0	0	0	0	0	0	0	0	423
1001- 2000	0	0	0	0	0	0	0	0	423
2001- 3000	0	0	0	0	0	0	0	0	423
3001- 4000	0	0	0	0	0	0	0	0	423
4001- 5000	0	0	0	0	0	0	0	0	423
5001- 6000	0	0	0	0	0	0	0	0	423
6001- 7000	0	0	0	0	0	0	0	0	423
7001- 8000	0	0	0	0	0	0	0	0	423
8001- 9000	0	0	0	0	0	0	0	0	423
9001- 10000	0	0	0	0	0	0	0	0	423
10001- 20000	0	0	0	0	0	0	0	0	423
20001- 30000	0	0	0	0	0	0	0	0	423
30001- 40000	0	0	0	0	0	0	0	0	423
40001- 50000	0	0	0	0	0	0	0	0	423
50001-100000	0	0	0	0	0	0	0	0	423
COLUMN TOTALS	26	21	39	21	7	1	2	423	
CUMUL. TOTALS	332	353	392	413	420	421	423		

BOILER AND PLANT NUMBER DISTRIBUTIONS

X--INDIVIDUAL BOILERS
*--INDIVIDUAL PLANTS

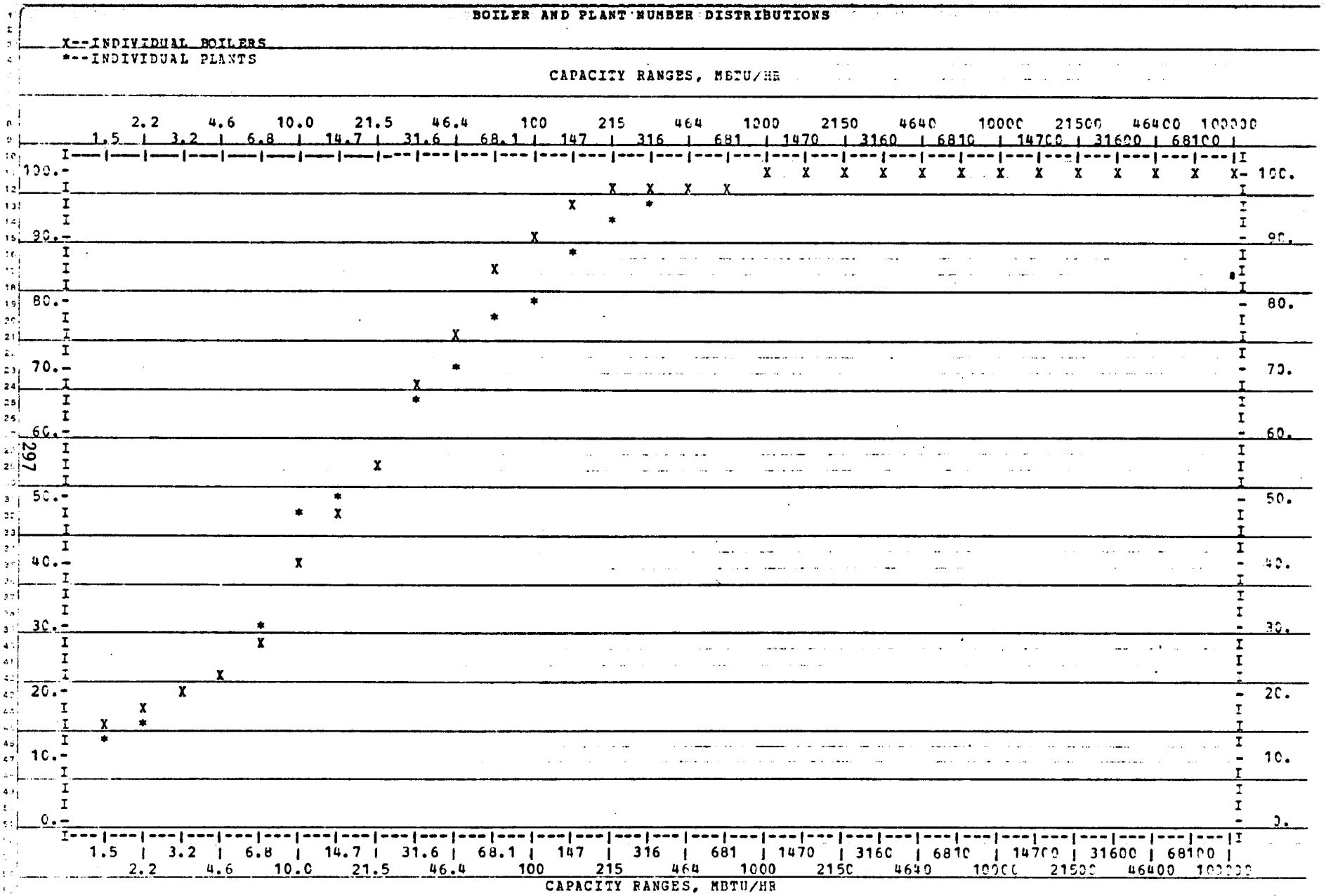

NUMBER OF BOILERS (ALL DATA) = 687
NUMBER OF PLANTS (ALL DATA) = 423

BOILER POPULATION DATA - COMMERCIAL-INSTITUTIONAL BOILERS
ALL COAL-FIRED BOILERS
FUEL SULFUR CONTENTS

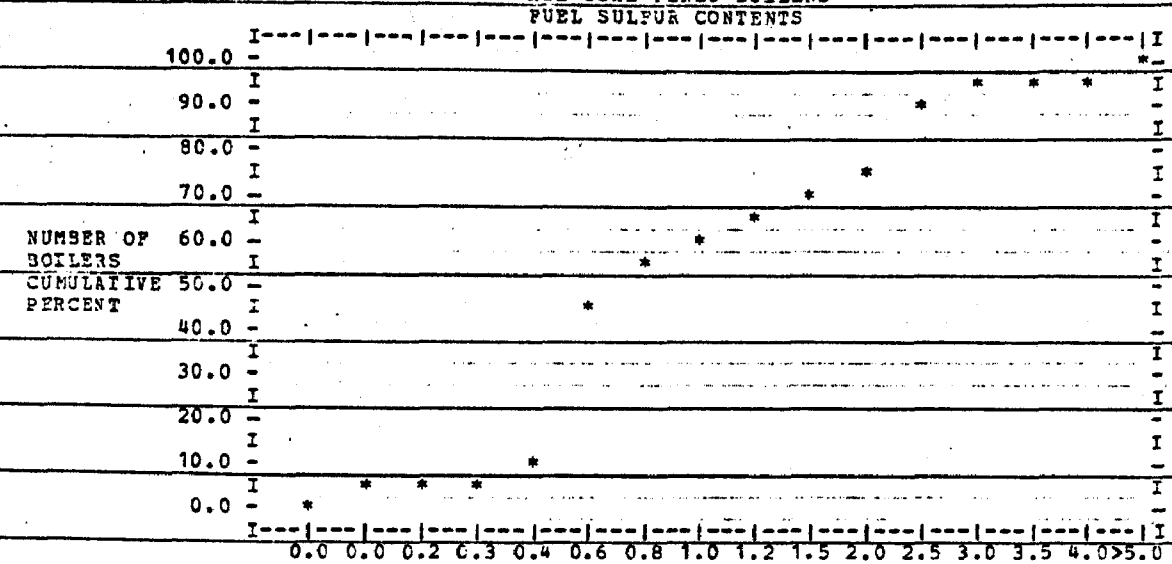

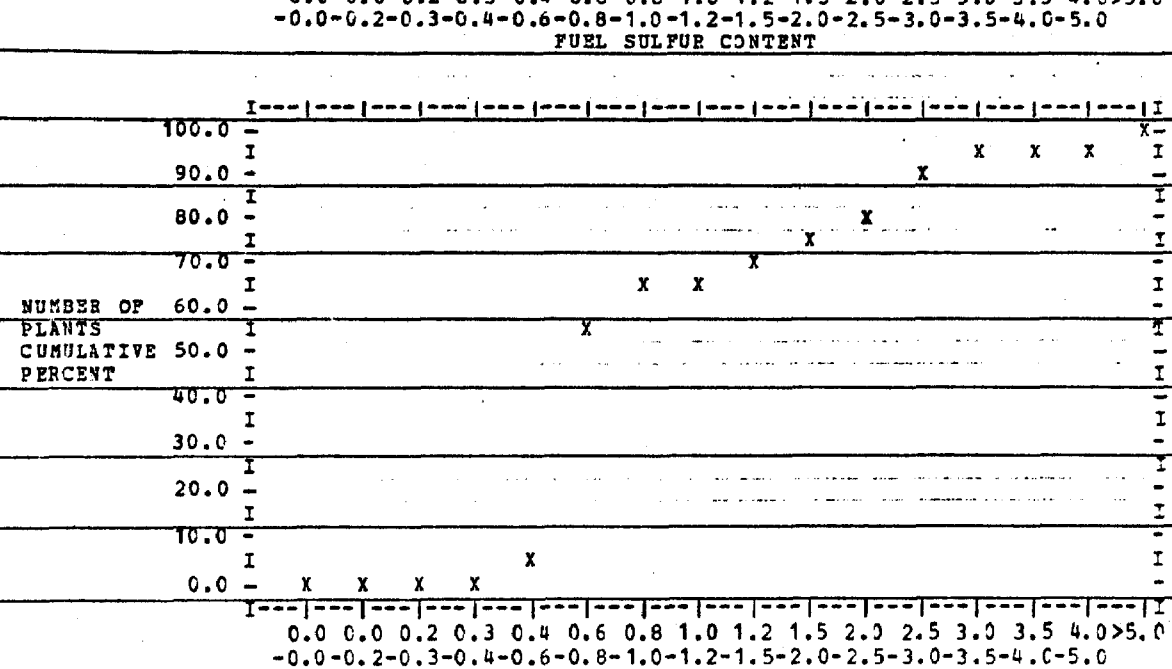

NUMBER OF BOILERS (ALL DATA) = 687
NUMBER OF PLANTS (ALL DATA) = 423

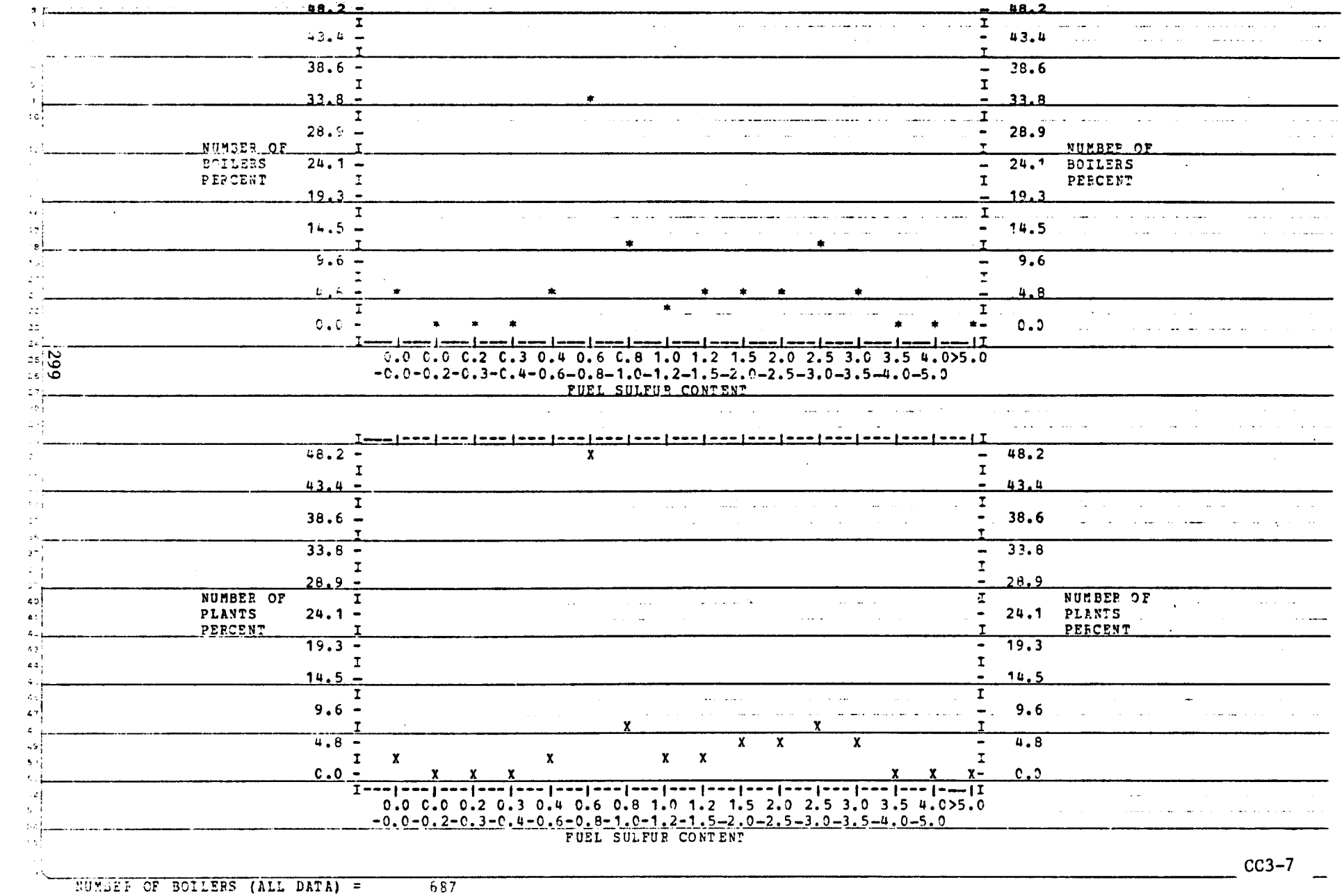

CC3-7

NUMBER OF BOILERS (ALL DATA) = 687
NUMBER OF PLANTS (ALL DATA) = 423

ALL COAL-FIRED BOILERS

TABLE ENTRIES ARE TOTAL CAPACITY
WITHIN CAPACITY AND FUEL SULFUR CONTENT RANGES

BOILER FUEL SULFUR CONTENT (WEIGHT PERCENT, EQUIVALENT BTU BASIS)

CAPACITY MBTU'S/HR	EQUAL 0.	>0. -.2	>.2 -.3	>.3 -.4	>.4 -.6	>.6 -.8	>.8 -1.0	>1.0 -1.2	>1.2 -1.5
EQUAL 0	0.	0.	0.	0.	0.	0.	0.	0.	0.
1- 10	44.	0.	0.	2.	22.	861.	63.	32.	33.
11- 20	113.	0.	0.	0.	93.	281.	174.	56.	68.
21- 30	108.	0.	0.	0.	167.	774.	226.	0.	142.
31- 40	40.	0.	0.	0.	40.	246.	320.	0.	0.
41- 50	100.	0.	0.	0.	150.	234.	194.	0.	89.
51- 60	120.	0.	0.	0.	240.	219.	276.	0.	0.
61- 70	62.	63.	63.	0.	0.	126.	70.	0.	312.
71- 80	0.	0.	0.	0.	0.	360.	515.	76.	400.
81- 90	0.	0.	0.	0.	82.	82.	90.	82.	0.
91- 100	0.	100.	0.	0.	99.	187.	693.	200.	193.
101- 200	318.	0.	0.	0.	266.	661.	596.	135.	342.
201- 300	0.	0.	0.	0.	0.	0.	0.	210.	0.
301- 400	0.	0.	0.	0.	0.	983.	0.	0.	0.
401- 500	0.	0.	0.	0.	0.	410.	0.	0.	0.
501- 600	0.	0.	0.	0.	0.	0.	0.	0.	0.
601- 700	0.	0.	0.	0.	0.	0.	0.	0.	0.
701- 800	0.	0.	0.	0.	0.	0.	0.	0.	735.
801- 900	0.	0.	0.	0.	0.	0.	0.	0.	0.
901- 1000	0.	0.	0.	0.	0.	0.	0.	0.	0.
1001- 2000	0.	0.	0.	0.	0.	0.	0.	0.	0.
2001- 3000	0.	0.	0.	0.	0.	0.	0.	0.	0.
3001- 4000	0.	0.	0.	0.	0.	0.	0.	0.	0.
4001- 5000	0.	0.	0.	0.	0.	0.	0.	0.	0.
5001- 6000	0.	0.	0.	0.	0.	0.	0.	0.	0.
6001- 7000	0.	0.	0.	0.	0.	0.	0.	0.	0.
7001- 8000	0.	0.	0.	0.	0.	0.	0.	0.	0.
8001- 9000	0.	0.	0.	0.	0.	0.	0.	0.	0.
9001- 10000	0.	0.	0.	0.	0.	0.	0.	0.	0.
10001-100000	0.	0.	0.	0.	0.	0.	0.	0.	0.
COLUMN TOTALS	905	163.	63.	2.	1159.	5424.	3217.	791.	2314.
CUMUL. TOTALS	905	1068.	1131.	1133.	2292.	7716.	10933.	11724.	14038.

CC4-1

BOILER POPULATION DATA - COMMERCIAL-INSTITUTIONAL BOILERS
BOILER CAPACITY BY BOILER FUEL SULFUR CONTENT AND CAPACITY
ALL COAL-FIRED BOILERS

TABLE ENTRIES ARE TOTAL CAPACITY
WITHIN CAPACITY AND FUEL SULFUR CONTENT RANGES

BOILER FUEL SULFUR CONTENT (WEIGHT PERCENT, EQUIVALENT BTU BASIS)

CAPACITY MBTU'S/HR	>1.5 -2.0	>2.0 -2.5	>2.5 -3.0	>3.0 -3.5	>3.5 -4.0	>4.0 -5.0	>5.0	ROW TOTAL	CUMTOT ALL
EQUAL 0	0.	0.	0.	0.	0.	0.	0.	0.	0.
1- 10	26.	22.	56.	61.	4.	0.	0.	1226.	1226.
11- 20	152.	94.	171.	129.	13.	0.	42.	1386.	2612.
21- 30	130.	206.	443.	109.	0.	56.	0.	2361.	4973.
31- 40	105.	69.	289.	37.	0.	0.	64.	1210.	6183.
41- 50	0.	150.	543.	317.	45.	0.	0.	1822.	8005.
51- 60	0.	216.	338.	60.	60.	0.	53.	1582.	9587.
61- 70	0.	201.	385.	192.	0.	0.	64.	1538.	11125.
71- 80	0.	147.	80.	154.	0.	0.	0.	1732.	12857.
81- 90	0.	256.	0.	0.	0.	0.	0.	592.	13449.
91- 100	296.	100.	94.	0.	0.	0.	0.	1962.	15411.
101- 200	208.	153.	816.	366.	108.	0.	0.	3969.	19380.
201- 300	0.	680.	0.	300.	0.	0.	0.	1190.	20570.
301- 400	0.	0.	0.	330.	0.	0.	0.	1313.	21883.
401- 500	0.	0.	0.	0.	0.	0.	0.	410.	22293.
501- 600	0.	0.	0.	0.	0.	0.	0.	0.	22293.
601- 700	0.	0.	0.	0.	0.	0.	0.	0.	22293.
701- 800	0.	0.	0.	0.	0.	0.	0.	735.	23028.
801- 900	0.	0.	0.	0.	0.	0.	0.	0.	23028.
901- 1000	0.	0.	0.	0.	0.	0.	0.	0.	23028.
1001- 2000	0.	0.	0.	0.	0.	0.	0.	0.	23028.
2001- 3000	0.	0.	0.	0.	0.	0.	0.	0.	23028.
3001- 4000	0.	0.	0.	0.	0.	0.	0.	0.	23028.
4001- 5000	0.	0.	0.	0.	0.	0.	0.	0.	23028.
5001- 6000	0.	0.	0.	0.	0.	0.	0.	0.	23028.
6001- 7000	0.	0.	0.	0.	0.	0.	0.	0.	23028.
7001- 8000	0.	0.	0.	0.	0.	0.	0.	0.	23028.
8001- 9000	0.	0.	0.	0.	0.	0.	0.	0.	23028.
9001- 10000	0.	0.	0.	0.	0.	0.	0.	0.	23028.
10001-100000	0.	0.	0.	0.	0.	0.	0.	0.	23028.
COLUMN TOTALS	917.	2294.	3215.	2055.	230.	56.	223.	23028.	
CUMUL. TOTALS	14955.	17249.	20464.	22519.	22749.	22805.	23028.		

BOILER POPULATION DATA - COMMERCIAL-INSTITUTIONAL BOILERS
PLANT CAPACITY BY PLANT FUEL SULFUR CONTENT AND CAPACITY
ALL COAL-FIRED BOILERS

TABLE ENTRIES ARE TOTAL CAPACITY
WITHIN CAPACITY AND FUEL SULFUR CONTENT RANGES

CAPACITY MBTU'S/HR	PLANT FUEL SULFUR CONTENT (WEIGHT PERCENT, EQUIVALENT BTU BASIS) EQUAL 0.	>0. -.2	>.2 -.3	>.3 -.4	>.4 -.6	>.6 -.8	>.8 -1.0	>1.0 -1.2	>1.2 -1.5
EQUAL 0	0.	0.	0.	0.	0.	0.	0.	0.	0.
1- 10	12.	0.	0.	2.	8.	803.	34.	12.	10.
11- 20	17.	0.	0.	0.	0.	237.	31.	34.	15.
21- 30	29.	0.	0.	0.	72.	630.	82.	0.	0.
31- 40	0.	0.	0.	0.	0.	203.	72.	0.	0.
41- 50	0.	0.	0.	0.	48.	234.	89.	42.	86.
51- 60	0.	0.	0.	0.	114.	51.	51.	0.	0.
61- 70	0.	0.	0.	0.	0.	126.	127.	0.	132.
71- 80	0.	0.	0.	0.	0.	72.	0.	76.	0.
81- 90	83.	0.	0.	0.	90.	0.	90.	82.	89.
91- 100	0.	100.	0.	0.	99.	199.	0.	200.	93.
101- 200	490.	0.	0.	0.	150.	445.	1356.	0.	348.
201- 300	0.	0.	0.	0.	506.	435.	827.	0.	280.
301- 400	0.	0.	0.	0.	0.	1054.	0.	345.	400.
401- 500	0.	0.	0.	0.	0.	410.	0.	0.	0.
501- 600	0.	0.	0.	0.	0.	0.	0.	0.	0.
601- 700	0.	0.	0.	0.	0.	630.	649.	0.	0.
701- 800	0.	0.	0.	0.	0.	0.	0.	0.	735.
801- 900	0.	0.	0.	0.	0.	0.	0.	0.	0.
901- 1000	0.	0.	0.	0.	0.	0.	0.	0.	0.
1001- 2000	0.	0.	0.	0.	0.	0.	0.	0.	0.
2001- 3000	0.	0.	0.	0.	0.	0.	0.	0.	0.
3001- 4000	0.	0.	0.	0.	0.	0.	0.	0.	0.
4001- 5000	0.	0.	0.	0.	0.	0.	0.	0.	0.
5001- 6000	0.	0.	0.	0.	0.	0.	0.	0.	0.
6001- 7000	0.	0.	0.	0.	0.	0.	0.	0.	0.
7001- 8000	0.	0.	0.	0.	0.	0.	0.	0.	0.
8001- 9000	0.	0.	0.	0.	0.	0.	0.	0.	0.
9001- 10000	0.	0.	0.	0.	0.	0.	0.	0.	0.
10001- 20000	0.	0.	0.	0.	0.	0.	0.	0.	0.
20001- 30000	0.	0.	0.	0.	0.	0.	0.	0.	0.
30001- 40000	0.	0.	0.	0.	0.	0.	0.	0.	0.
40001- 50000	0.	0.	0.	0.	0.	0.	0.	0.	0.
50001-100000	0.	0.	0.	0.	0.	0.	0.	0.	0.
COLUMN TOTALS	631.	100.	0.	2.	1087.	5529.	3408.	791.	2188.
CUMUL. TOTALS	631.	731.	731.	733.	1820.	7349.	10757.	11548.	13736.

BOILER POPULATION DATA - COMMERCIAL-INSTITUTIONAL BOILERS
PLANT CAPACITY BY PLANT FUEL SULFUR CONTENT AND CAPACITY
ALL COAL-FIRED BOILERS

TABLE ENTRIES ARE TOTAL CAPACITY
WITHIN CAPACITY AND FUEL SULFUR CONTENT RANGES

CAPACITY MBTU'S/HR	PLANT FUEL SULFUR CONTENT (WEIGHT PERCENT, EQUIVALENT BTU BASIS) >1.5 -2.0	>2.0 -2.5	>2.5 -3.0	>3.0 -3.5	>3.5 -4.0	>4.0 -5.0	>5.0	ROW TOTAL	CUMTOT ALL
EQUAL 0	0.	0.	0.	0.	0.	0.	0.	0.	0.
1- 10	26.	2.	22.	31.	4.	0.	0.	966.	966.
11- 20	17.	32.	83.	19.	13.	0.	0.	498.	1464.
21- 30	48.	27.	54.	90.	0.	0.	0.	1032.	2496.
31- 40	177.	0.	141.	0.	0.	0.	0.	593.	3089.
41- 50	48.	42.	45.	0.	45.	0.	42.	721.	3810.
51- 60	0.	60.	106.	114.	60.	56.	0.	612.	4422.
61- 70	0.	0.	193.	66.	0.	0.	0.	644.	5066.
71- 80	0.	147.	0.	0.	0.	0.	0.	295.	5361.
81- 90	0.	90.	0.	0.	0.	0.	0.	524.	5885.
91- 100	96.	94.	100.	94.	0.	0.	0.	1075.	6960.
101- 200	524.	958.	1304.	665.	108.	0.	181.	6529.	13489.
201- 300	0.	201.	671.	520.	0.	0.	0.	3440.	16929.
301- 400	0.	350.	0.	330.	0.	0.	0.	2479.	19408.
401- 500	0.	0.	496.	0.	0.	0.	0.	906.	20314.
501- 600	0.	0.	0.	0.	0.	0.	0.	0.	20314.
601- 700	0.	700.	0.	0.	0.	0.	0.	1979.	22293.
701- 800	0.	0.	0.	0.	0.	0.	0.	735.	23028.
801- 900	0.	0.	0.	0.	0.	0.	0.	0.	23028.
901- 1000	0.	0.	0.	0.	0.	0.	0.	0.	23028.
1001- 2000	0.	0.	0.	0.	0.	0.	0.	0.	23028.
2001- 3000	0.	0.	0.	0.	0.	0.	0.	0.	23028.
3001- 4000	0.	0.	0.	0.	0.	0.	0.	0.	23028.
4001- 5000	0.	0.	0.	0.	0.	0.	0.	0.	23028.
5001- 6000	0.	0.	0.	0.	0.	0.	0.	0.	23028.
6001- 7000	0.	0.	0.	0.	0.	0.	0.	0.	23028.
7001- 8000	0.	0.	0.	0.	0.	0.	0.	0.	23028.
8001- 9000	0.	0.	0.	0.	0.	0.	0.	0.	23028.
9001- 10000	0.	0.	0.	0.	0.	0.	0.	0.	23028.
10001- 20000	0.	0.	0.	0.	0.	0.	0.	0.	23028.
20001- 30000	0.	0.	0.	0.	0.	0.	0.	0.	23028.
30001- 40000	0.	0.	0.	0.	0.	0.	0.	0.	23028.
40001- 50000	0.	0.	0.	0.	0.	0.	0.	0.	23028.
50001-100000	0.	0.	0.	0.	0.	0.	0.	0.	23028.
COLUMN TOTALS	936.	2703.	3215.	1929.	230.	56.	223.	23028.	
CUMUL. TOTALS	14672.	17375.	20590.	22519.	22749.	22805.	23028.		

BOILER POPULATION DATA - COMMERCIAL-INSTITUTIONAL BOILERS
ALL COAL-FIRED BOILERS
BOILER AND PLANT SIZE DISTRIBUTIONS

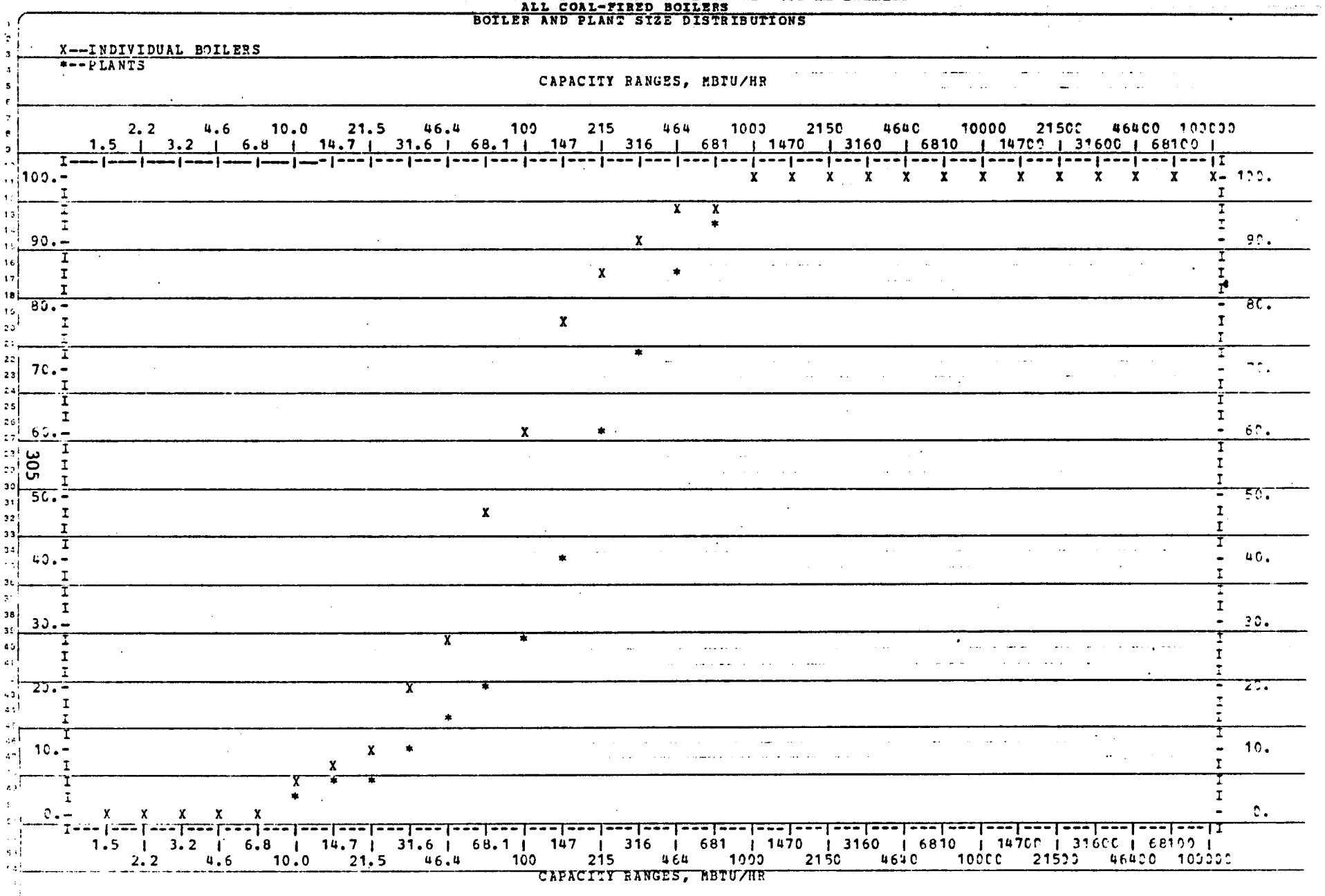

BOILER CAPACITIES (ALL DATA) = 23028.
PLANT CAPACITIES (ALL DATA) = 23028.

CC4-5

BOILER POPULATION DATA - COMMERCIAL-INSTITUTIONAL BOILERS
ALL COAL-FIRED BOILERS
FUEL SULFUR CONTENTS

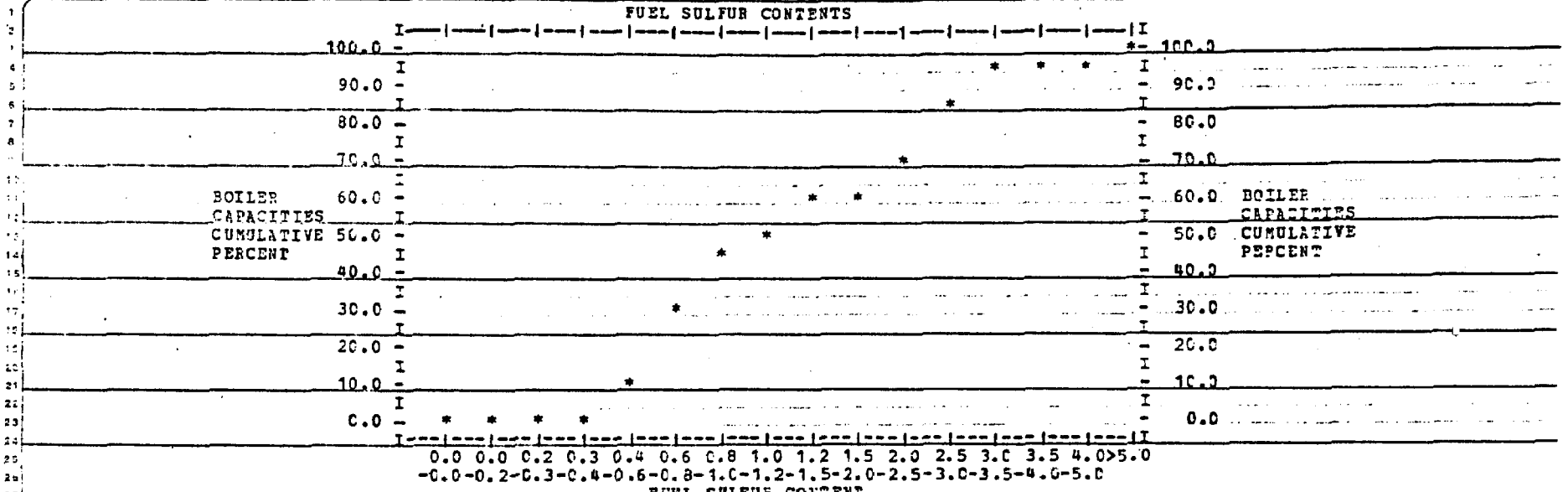

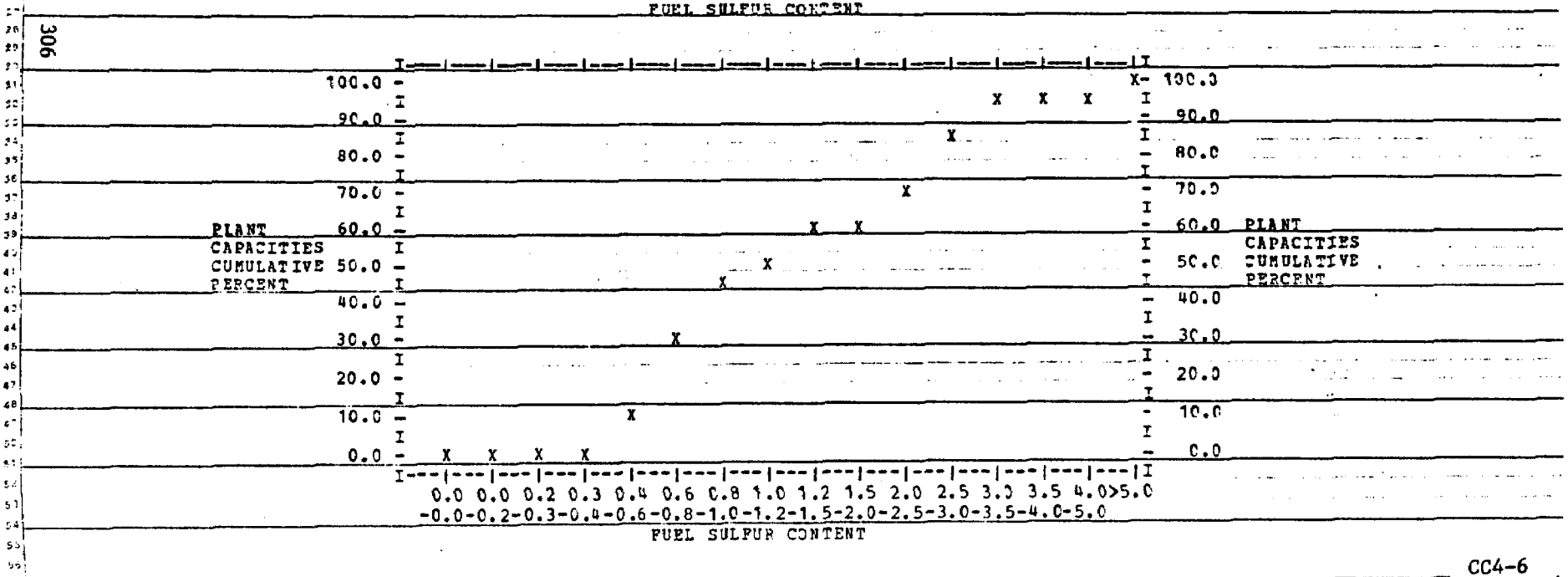

BOILER CAPACITIES (ALL DATA) = 23028.
PLANT CAPACITIES (ALL DATA) = 23028.

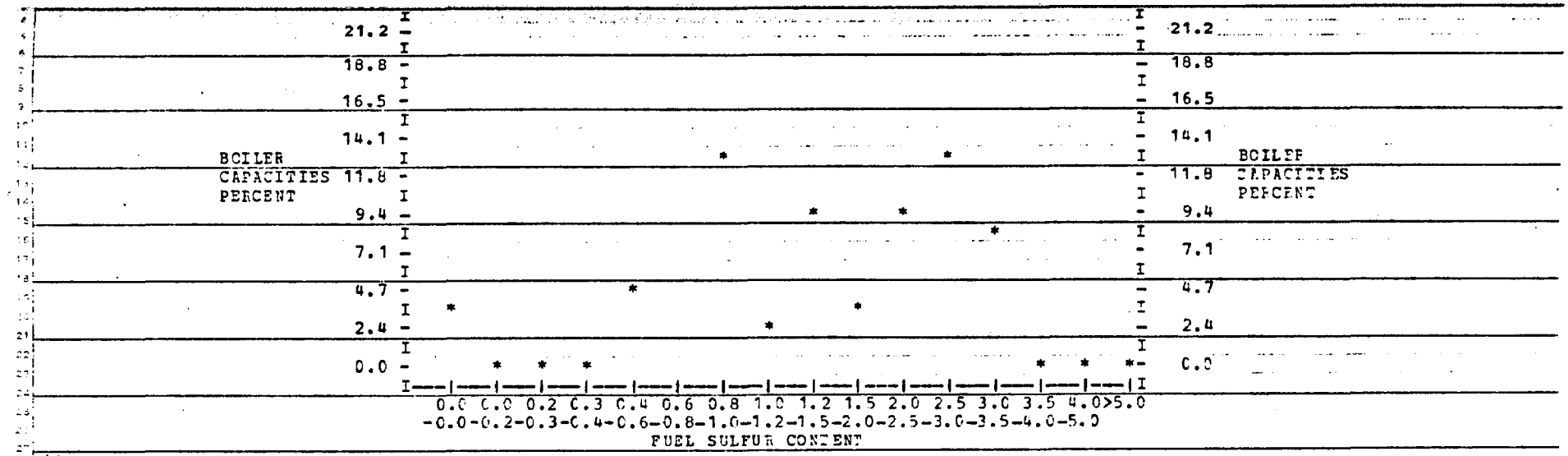

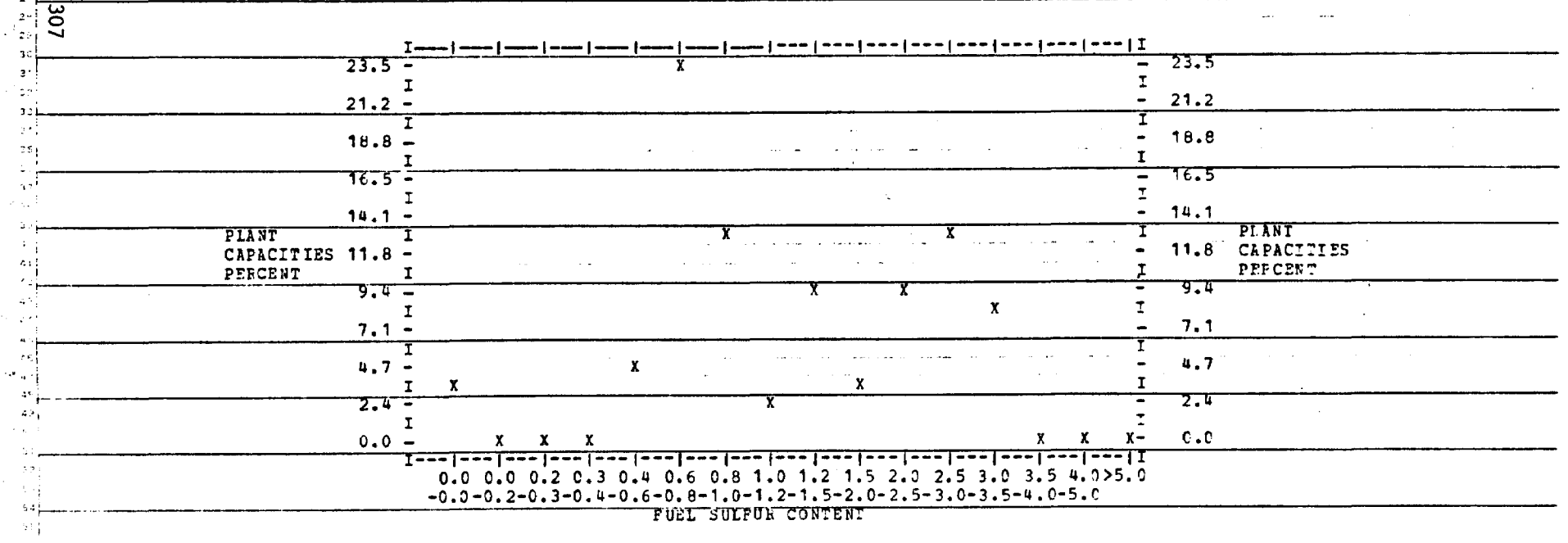

BOILER CAPACITIES (ALL DATA) = 23028.
PLANT CAPACITIES (ALL DATA) = 23028.

BOILER POPULATION DATA - COMMERCIAL-INSTITUTIONAL BOILERS
BOILER CAPACITY BY BOILER FUEL SULFUR CONTENT
ALL COAL-FIRED BOILERS

TABLE ENTRIES ARE TOTAL BOILER SULFUR EMISSIONS, TONS/YEAR
WITHIN CAPACITY AND FUEL SULFUR CONTENT RANGES

BOILER FUEL SULFUR CONTENT (WEIGHT PERCENT, EQUIVALENT BTU BASIS)

CAPACITY MBTU'S/HR	EQUAL 0.	>0. -.2	>.2 -.3	>.3 -.4	>.4 -.6	>.6 -.8	>.8 -1.0	>1.0 -1.2	>1.2 -1.5
EQUAL 0	0.	0.	0.	0.	0.	0.	0.	0.	0.
1- 10	0.	0.	0.	0.	154.	729.	27.	115.	17.
11- 20	0.	0.	0.	0.	152.	85.	235.	177.	115.
21- 30	0.	0.	0.	0.	75.	364.	271.	0.	416.
31- 40	0.	0.	0.	0.	48.	146.	453.	0.	0.
41- 50	0.	0.	0.	0.	150.	51.	78.	0.	46.
51- 60	0.	0.	0.	0.	176.	65.	241.	0.	0.
61- 70	0.	5.	21.	0.	0.	26.	70.	0.	342.
71- 80	0.	0.	0.	0.	0.	118.	388.	44.	630.
81- 90	0.	0.	0.	0.	7.	105.	200.	0.	0.
91- 100	0.	75.	0.	0.	66.	105.	788.	607.	172.
101- 200	0.	0.	0.	0.	53.	312.	732.	173.	1050.
201- 300	0.	0.	0.	0.	0.	0.	0.	267.	0.
301- 400	0.	0.	0.	0.	0.	423.	0.	0.	0.
401- 500	0.	0.	0.	0.	0.	456.	0.	0.	0.
501- 600	0.	0.	0.	0.	0.	0.	0.	0.	0.
601- 700	0.	0.	0.	0.	0.	0.	0.	0.	0.
701- 800	0.	0.	0.	0.	0.	0.	0.	0.	1000.
801- 900	0.	0.	0.	0.	0.	0.	0.	0.	0.
901- 1000	0.	0.	0.	0.	0.	0.	0.	0.	0.
1001- 2000	0.	0.	0.	0.	0.	0.	0.	0.	0.
2001- 3000	0.	0.	0.	0.	0.	0.	0.	0.	0.
3001- 4000	0.	0.	0.	0.	0.	0.	0.	0.	0.
4001- 5000	0.	0.	0.	0.	0.	0.	0.	0.	0.
5001- 6000	0.	0.	0.	0.	0.	0.	0.	0.	0.
6001- 7000	0.	0.	0.	0.	0.	0.	0.	0.	0.
7001- 8000	0.	0.	0.	0.	0.	0.	0.	0.	0.
8001- 9000	0.	0.	0.	0.	0.	0.	0.	0.	0.
9001- 10000	0.	0.	0.	0.	0.	0.	0.	0.	0.
10001-100000	0.	0.	0.	0.	0.	0.	0.	0.	0.
COLUMN TOTALS	0.	80.	21.	0.	879.	2986.	3484.	1383.	3788.
CUMUL. TOTALS	0.	80.	101.	102.	981.	3967.	7451.	8834.	12622.

BOILER POPULATION DATA - COMMERCIAL-INSTITUTIONAL BOILERS
BOILER CAPACITY BY BOILER FUEL SULFUR CONTENT
ALL COAL-FIRED BOILERS

TABLE ENTRIES ARE TOTAL BOILER SULFUR EMISSIONS, TONS/YEAR
WITHIN CAPACITY AND FUEL SULFUR CONTENT RANGES

BOILER FUEL SULFUR CONTENT (WEIGHT PERCENT, EQUIVALENT BTU BASIS)

CAPACITY MBTU'S/HR	>1.5 -2.0	>2.0 -2.5	>2.5 -3.0	>3.0 -3.5	>3.5 -4.0	>4.0 -5.0	>5.0	ROW TOTAL	CUMTOT ALL
EQUAL 0	0.	0.	0.	0.	0.	0.	0.	0.	0.
1- 10	611.	183.	852.	1170.	1229.	0.	0.	5088.	5088.
11- 20	234.	379.	736.	711.	74.	0.	281.	3178.	8266.
21- 30	231.	822.	1105.	532.	0.	70.	0.	3886.	12152.
31- 40	395.	116.	1267.	466.	0.	0.	247.	3140.	15291.
41- 50	0.	516.	2263.	1333.	440.	0.	0.	4878.	20169.
51- 60	0.	724.	895.	320.	133.	0.	200.	2753.	22922.
61- 70	0.	666.	1114.	775.	0.	0.	241.	3260.	26182.
71- 80	0.	384.	225.	38.	0.	0.	0.	1826.	28008.
81- 90	0.	923.	0.	0.	0.	0.	0.	1236.	29244.
91- 100	200.	250.	271.	0.	0.	0.	0.	2534.	31778.
101- 200	119.	385.	2360.	1750.	615.	0.	0.	7548.	39326.
201- 300	0.	2749.	0.	244.	0.	0.	0.	3260.	42586.
301- 400	0.	0.	0.	682.	0.	0.	0.	1104.	43691.
401- 500	0.	0.	0.	0.	0.	0.	0.	456.	44147.
501- 600	0.	0.	0.	0.	0.	0.	0.	0.	44147.
601- 700	0.	0.	0.	0.	0.	0.	0.	0.	44147.
701- 800	0.	0.	0.	0.	0.	0.	0.	1000.	45147.
801- 900	0.	0.	0.	0.	0.	0.	0.	0.	45147.
901- 1000	0.	0.	0.	0.	0.	0.	0.	0.	45147.
1001- 2000	0.	0.	0.	0.	0.	0.	0.	0.	45147.
2001- 3000	0.	0.	0.	0.	0.	0.	0.	0.	45147.
3001- 4000	0.	0.	0.	0.	0.	0.	0.	0.	45147.
4001- 5000	0.	0.	0.	0.	0.	0.	0.	0.	45147.
5001- 6000	0.	0.	0.	0.	0.	0.	0.	0.	45147.
6001- 7000	0.	0.	0.	0.	0.	0.	0.	0.	45147.
7001- 8000	0.	0.	0.	0.	0.	0.	0.	0.	45147.
8001- 9000	0.	0.	0.	0.	0.	0.	0.	0.	45147.
9001- 10000	0.	0.	0.	0.	0.	0.	0.	0.	45147.
10001-100000	0.	0.	0.	0.	0.	0.	0.	0.	45147.
COLUMN TOTALS	1790.	8097.	11088.	8019.	2492.	70.	969.	45147.	
CUMUL. TOTALS	14411.	22509.	33596.	41615.	44107.	44178.	45147.		

BOILER POPULATION DATA - COMMERCIAL-INSTITUTIONAL BOILERS
PLANT CAPACITY BY PLANT FUEL SULFUR CONTENT
ALL COAL-FIRED BOILERS

TABLE ENTRIES ARE TOTAL PLANT SULFUR EMISSIONS, TONS/YEAR
WITHIN CAPACITY AND FUEL SULFUR CONTENT RANGES

PLANT FUEL SULFUR CONTENT (WEIGHT PERCENT, EQUIVALENT BTU BASIS)

CAPACITY MBTU'S/HR	EQUAL 0.	>0. -.2	>.2 -.3	>.3 -.4	>.4 -.6	>.6 -.8	>.8 -1.0	>1.0 -1.2	>1.2 -1.5
EQUAL 0	0.	0.	0.	0.	144.	281.	1.	35.	0.
1- 10	0.	0.	0.	0.	2.	176.	13.	34.	6.
11- 20	0.	0.	0.	0.	0.	38.	30.	108.	1.
21- 30	0.	0.	0.	0.	54.	253.	96.	0.	0.
31- 40	0.	0.	0.	0.	0.	312.	69.	0.	0.
41- 50	0.	0.	0.	0.	90.	90.	85.	115.	175.
51- 60	0.	0.	0.	0.	84.	11.	147.	0.	0.
61- 70	0.	0.	0.	0.	0.	26.	127.	0.	82.
71- 80	0.	0.	0.	0.	0.	24.	0.	44.	0.
81- 90	0.	0.	0.	0.	24.	0.	200.	0.	331.
91- 100	0.	75.	0.	0.	66.	134.	0.	607.	146.
101- 200	0.	0.	0.	0.	150.	245.	1390.	0.	196.
201- 300	0.	0.	0.	0.	228.	190.	456.	0.	1040.
301- 400	0.	0.	0.	0.	0.	615.	0.	440.	630.
401- 500	0.	0.	0.	0.	0.	456.	0.	0.	0.
501- 600	0.	0.	0.	0.	0.	0.	0.	0.	0.
601- 700	0.	0.	0.	0.	0.	142.	1072.	0.	0.
701- 800	0.	0.	0.	0.	0.	0.	0.	0.	1000.
801- 900	0.	0.	0.	0.	0.	0.	0.	0.	0.
901- 1000	0.	0.	0.	0.	0.	0.	0.	0.	0.
1001- 2000	0.	0.	0.	0.	0.	0.	0.	0.	0.
2001- 3000	0.	0.	0.	0.	0.	0.	0.	0.	0.
3001- 4000	0.	0.	0.	0.	0.	0.	0.	0.	0.
4001- 5000	0.	0.	0.	0.	0.	0.	0.	0.	0.
5001- 6000	0.	0.	0.	0.	0.	0.	0.	0.	0.
6001- 7000	0.	0.	0.	0.	0.	0.	0.	0.	0.
7001- 8000	0.	0.	0.	0.	0.	0.	0.	0.	0.
8001- 9000	0.	0.	0.	0.	0.	0.	0.	0.	0.
9001- 10000	0.	0.	0.	0.	0.	0.	0.	0.	0.
10001- 20000	0.	0.	0.	0.	0.	0.	0.	0.	0.
20001- 30000	0.	0.	0.	0.	0.	0.	0.	0.	0.
30001- 40000	0.	0.	0.	0.	0.	0.	0.	0.	0.
40001- 50000	0.	0.	0.	0.	0.	0.	0.	0.	0.
50001-100000	0.	0.	0.	0.	0.	0.	0.	0.	0.
COLUMN TOTALS	0.	75.	0.	0.	842.	2994.	3686.	1383.	3606.
CUMUL. TOTALS	0.	75.	75.	75.	917.	3911.	7597.	8981.	12586.

BOILER POPULATION DATA - COMMERCIAL-INSTITUTIONAL BOILERS
PLANT CAPACITY BY PLANT FUEL SULFUR CONTENT
ALL COAL-FIRED BOILERS

TABLE ENTRIES ARE TOTAL PLANT SULFUR EMISSIONS, TONS/YEAR
WITHIN CAPACITY AND FUEL SULFUR CONTENT RANGES

PLANT FUEL SULFUR CONTENT (WEIGHT PERCENT, EQUIVALENT BTU BASIS)

CAPACITY MBTU'S/HR	>1.5 -2.0	>2.0 -2.5	>2.5 -3.0	>3.0 -3.5	>3.5 -4.0	>4.0 -5.0	>5.0	ROW TOTAL	CUMTOT ALL
EQUAL 0	1.	5.	534.	0.	714.	0.	0.	1715.	1715.
1- 10	406.	3.	537.	435.	363.	0.	0.	1975.	3690.
11- 20	23.	185.	256.	65.	74.	0.	0.	788.	4477.
21- 30	183.	250.	168.	897.	0.	0.	0.	1901.	6379.
31- 40	425.	0.	980.	0.	0.	0.	0.	1786.	8165.
41- 50	144.	288.	136.	0.	440.	0.	281.	1844.	10010.
51- 60	0.	343.	584.	504.	133.	70.	0.	1876.	11885.
61- 70	0.	0.	638.	224.	0.	0.	0.	1096.	12982.
71- 80	0.	384.	0.	0.	0.	0.	0.	452.	13434.
81- 90	0.	594.	0.	0.	0.	0.	0.	1149.	14583.
91- 100	1.	184.	375.	310.	0.	0.	0.	1897.	16480.
101- 200	396.	2533.	4051.	3688.	615.	0.	688.	13952.	30432.
201- 300	0.	666.	1586.	664.	0.	0.	0.	4831.	35263.
301- 400	0.	275.	0.	682.	0.	0.	0.	2642.	37905.
401- 500	0.	0.	1598.	0.	0.	0.	0.	2054.	39959.
501- 600	0.	0.	0.	0.	0.	0.	0.	0.	39959.
601- 700	0.	2974.	0.	0.	0.	0.	0.	4188.	44147.
701- 800	0.	0.	0.	0.	0.	0.	0.	1000.	45147.
801- 900	0.	0.	0.	0.	0.	0.	0.	0.	45147.
901- 1000	0.	0.	0.	0.	0.	0.	0.	0.	45147.
1001- 2000	0.	0.	0.	0.	0.	0.	0.	0.	45147.
2001- 3000	0.	0.	0.	0.	0.	0.	0.	0.	45147.
3001- 4000	0.	0.	0.	0.	0.	0.	0.	0.	45147.
4001- 5000	0.	0.	0.	0.	0.	0.	0.	0.	45147.
5001- 6000	0.	0.	0.	0.	0.	0.	0.	0.	45147.
6001- 7000	0.	0.	0.	0.	0.	0.	0.	0.	45147.
7001- 8000	0.	0.	0.	0.	0.	0.	0.	0.	45147.
8001- 9000	0.	0.	0.	0.	0.	0.	0.	0.	45147.
9001- 10000	0.	0.	0.	0.	0.	0.	0.	0.	45147.
10001- 20000	0.	0.	0.	0.	0.	0.	0.	0.	45147.
20001- 30000	0.	0.	0.	0.	0.	0.	0.	0.	45147.
30001- 40000	0.	0.	0.	0.	0.	0.	0.	0.	45147.
40001- 50000	0.	0.	0.	0.	0.	0.	0.	0.	45147.
50001-100000	0.	0.	0.	0.	0.	0.	0.	0.	45147.
COLUMN TOTALS	1586.	8683.	11444.	7469.	2340.	70.	969.	45147.	
CUMUL. TOTALS	14172.	22855.	34299.	41768.	44107.	44178.	45147.		

BOILER AND PLANT NUMBER DISTRIBUTIONS

X--INDIVIDUAL BOILERS
*--INDIVIDUAL PLANTS

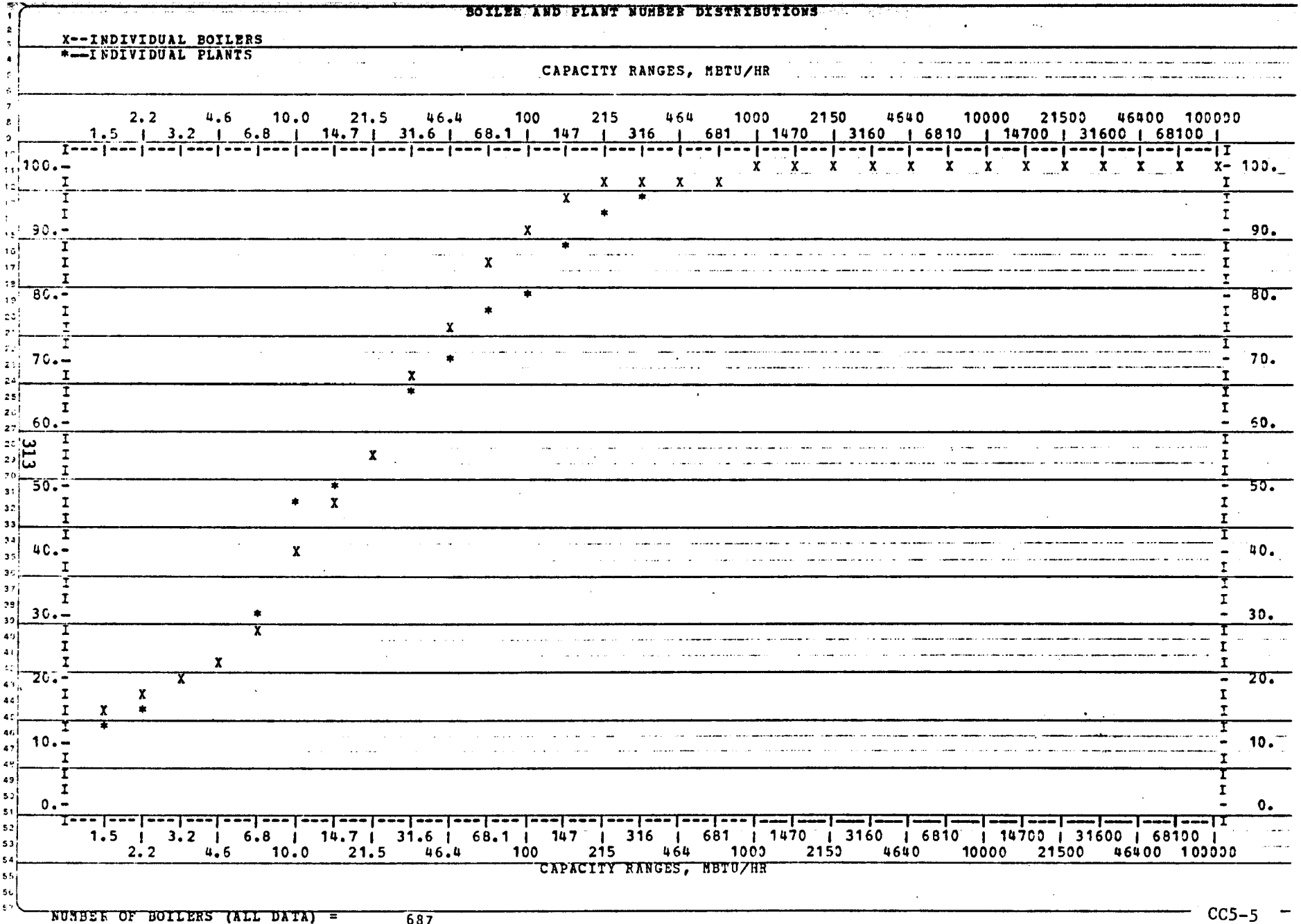

NUMBER OF BOILERS (ALL DATA) = 687
NUMBER OF PLANTS (ALL DATA) = 423

BOILER POPULATION DATA - COMMERCIAL-INSTITUTIONAL BOILERS

ALL COAL-FIRED BOILERS

FUEL SULFUR CONTENTS

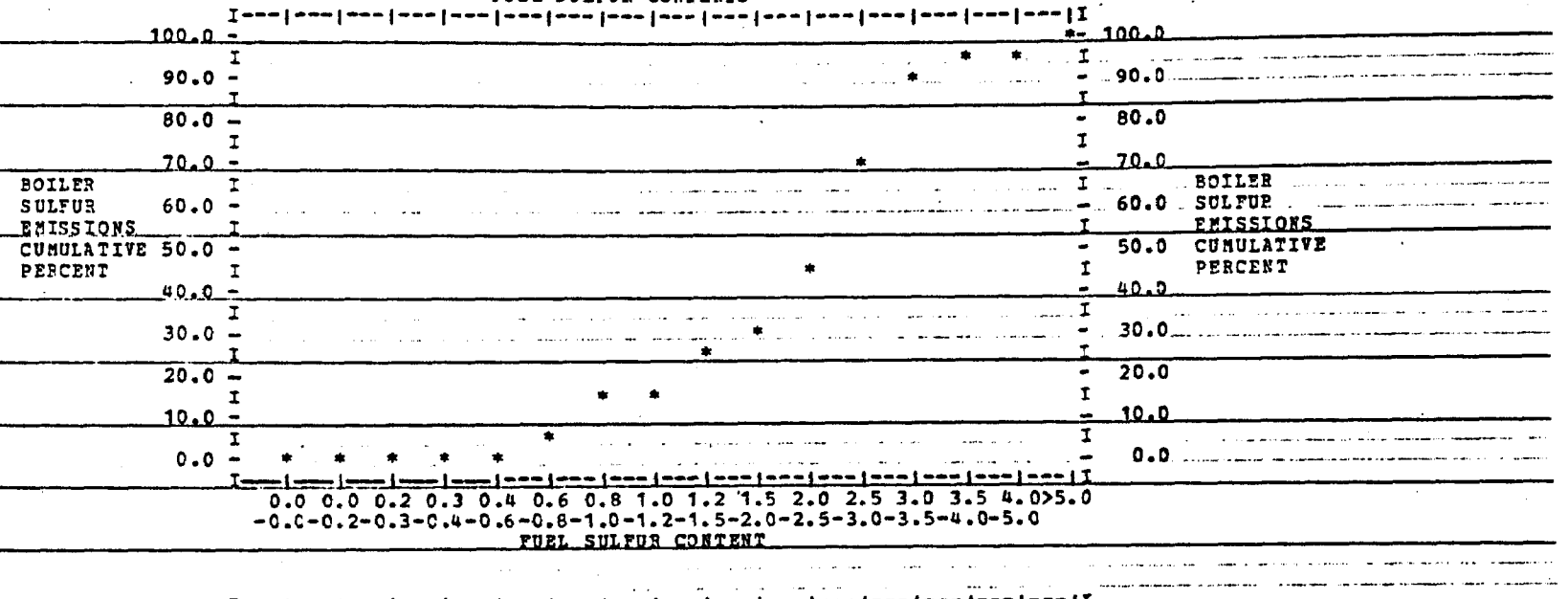

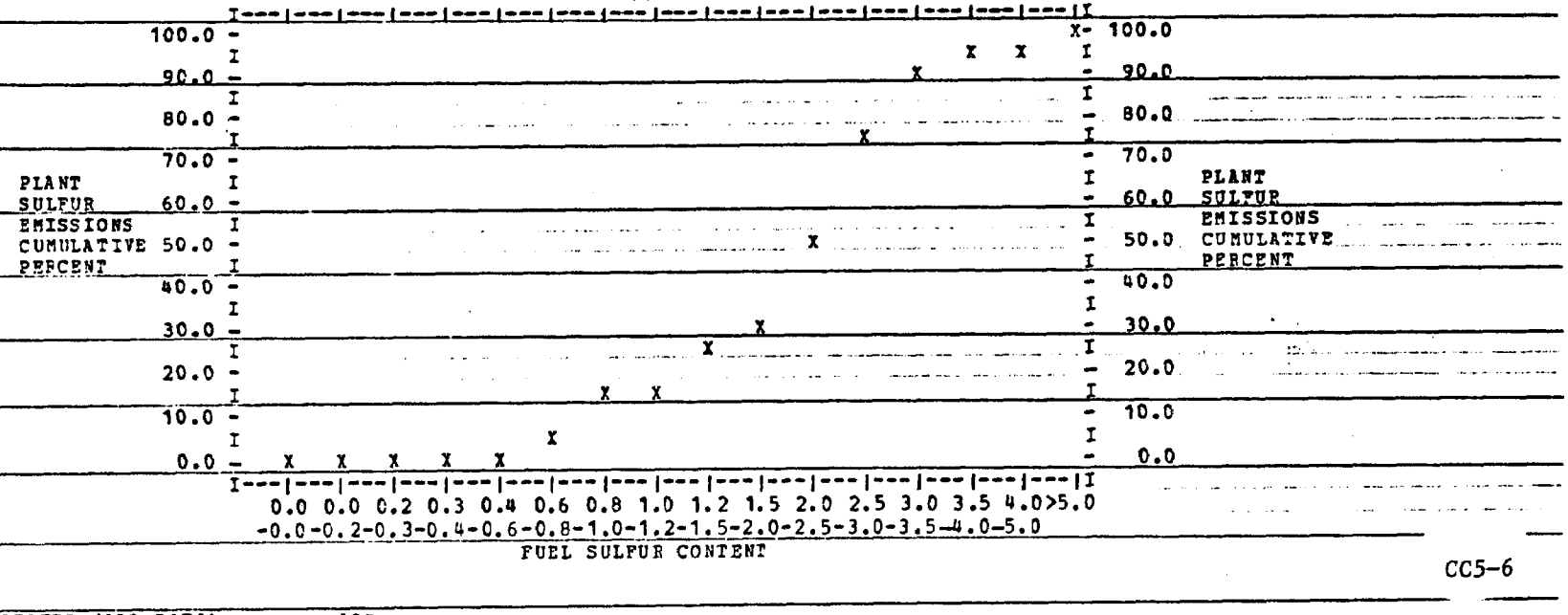

NUMBER OF BOILERS (ALL DATA) = 687

NUMBER OF PLANTS (ALL DATA) = 423

FUEL SULFUR CONTENT DENSITIES

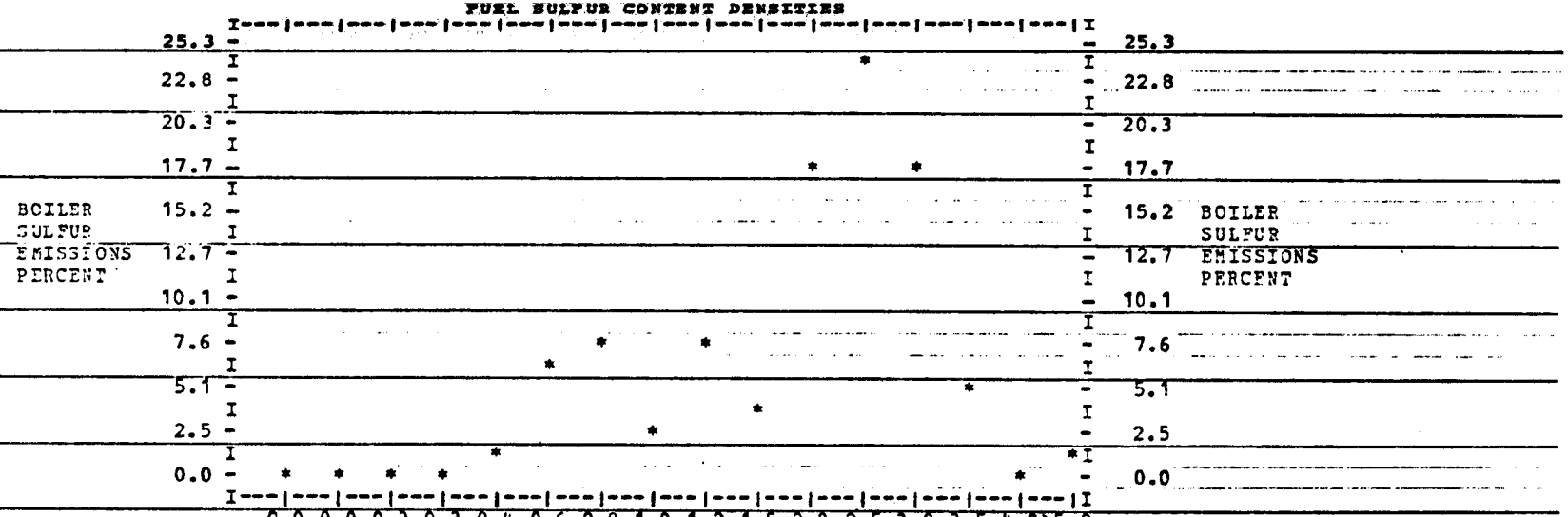

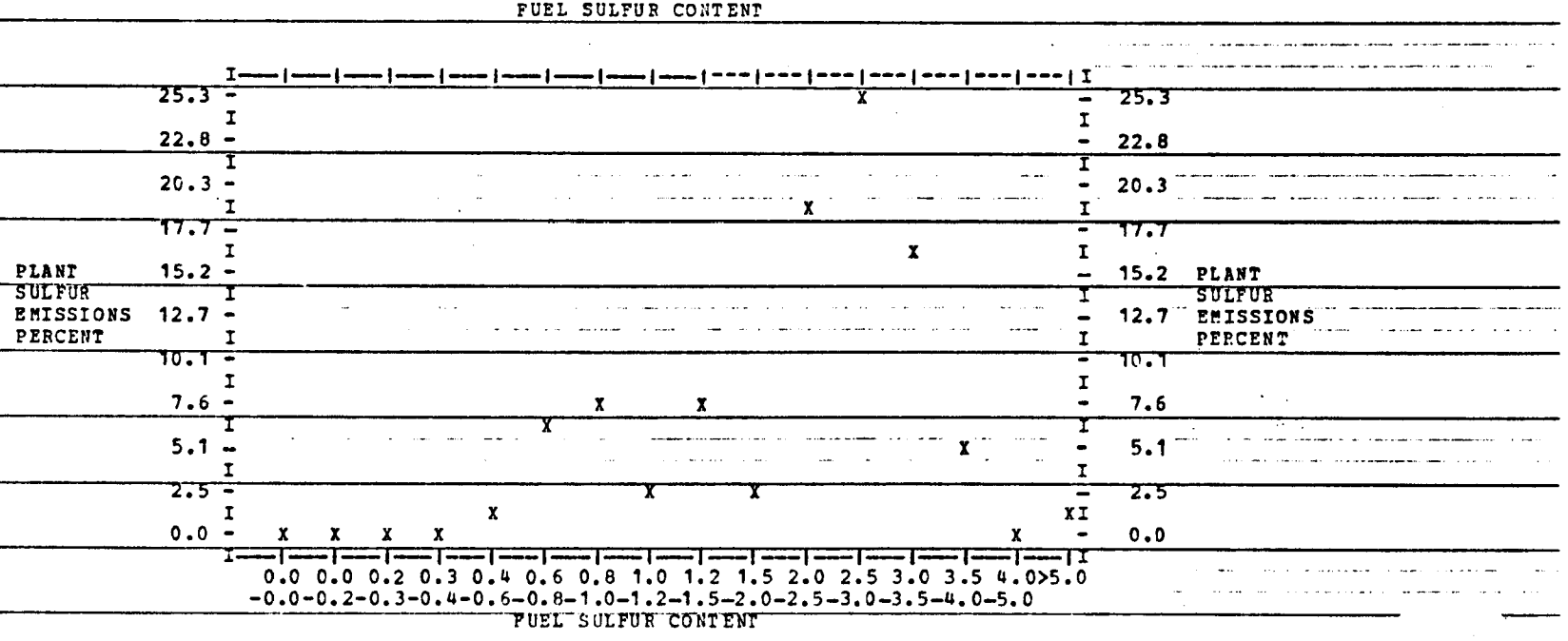

CC5-7

NUMBER OF BOILERS (ALL DATA) = 687

NUMBER OF PLANTS (ALL DATA) = 23

BOILER POPULATION DATA - COMMERCIAL-INSTITUTIONAL BOILERS
BOILER FUEL USE BY BOILER FUEL SULFUR CONTENT AND CAPACITY
ALL COAL-FIRED BOILERS

TABLE ENTRIES ARE ACTUAL FUEL CONSUMPTION, GBTU'S/YEAR
WITHIN CAPACITY AND FUEL SULFUR CONTENT RANGES

BOILER FUEL SULFUR CONTENT (WEIGHT PERCENT, EQUIVALENT BTU BASIS)

CAPACITY MBTU'S/HR	EQUAL 0.	>0. -.2	>.2 -.3	>.3 -.4	>.4 -.6	>.6 -.8	>.8 -1.0	>1.0 -1.2	>1.2 -1.5
EQUAL 0	0.	0.	0.	0.	0.	0.	0.	0.	0.
1- 10	13.	0.	0.	0.	435.	1999.	75.	201.	29.
11- 20	0.	0.	0.	0.	676.	330.	692.	416.	186.
21- 30	0.	0.	0.	0.	307.	1275.	717.	0.	762.
31- 40	0.	0.	0.	0.	200.	534.	1126.	0.	0.
41- 50	0.	0.	0.	0.	680.	192.	231.	0.	86.
51- 60	0.	0.	0.	0.	768.	231.	740.	0.	0.
61- 70	0.	207.	182.	0.	0.	98.	196.	0.	630.
71- 80	0.	0.	0.	0.	0.	837.	1043.	88.	1161.
81- 90	0.	0.	0.	0.	31.	378.	400.	1.	0.
91- 100	0.	850.	0.	0.	329.	375.	2140.	1383.	345.
101- 200	0.	0.	0.	0.	264.	1101.	2167.	377.	2168.
201- 300	0.	0.	0.	0.	0.	0.	0.	583.	0.
301- 400	0.	0.	0.	0.	0.	1549.	0.	0.	0.
401- 500	0.	0.	0.	0.	0.	1425.	0.	0.	0.
501- 600	0.	0.	0.	0.	0.	0.	0.	0.	0.
601- 700	0.	0.	0.	0.	0.	0.	0.	0.	0.
701- 800	0.	0.	0.	0.	0.	0.	0.	0.	2001.
801- 900	0.	0.	0.	0.	0.	0.	0.	0.	0.
901- 1000	0.	0.	0.	0.	0.	0.	0.	0.	0.
1001- 2000	0.	0.	0.	0.	0.	0.	0.	0.	0.
2001- 3000	0.	0.	0.	0.	0.	0.	0.	0.	0.
3001- 4000	0.	0.	0.	0.	0.	0.	0.	0.	0.
4001- 5000	0.	0.	0.	0.	0.	0.	0.	0.	0.
5001- 6000	0.	0.	0.	0.	0.	0.	0.	0.	0.
6001- 7000	0.	0.	0.	0.	0.	0.	0.	0.	0.
7001- 8000	0.	0.	0.	0.	0.	0.	0.	0.	0.
8001- 9000	0.	0.	0.	0.	0.	0.	0.	0.	0.
9001- 10000	0.	0.	0.	0.	0.	0.	0.	0.	0.
10001-100000	0.	0.	0.	0.	0.	0.	0.	0.	0.
COLUMN TOTALS	13.	1057.	182.	0.	3690.	10324.	9527.	3048.	7368.
CUMUL. TOTALS	13.	1070.	1252.	1252.	4942.	15267.	24794.	27842.	35210.

BOILER POPULATION DATA - COMMERCIAL-INSTITUTIONAL BOILERS
BOILER FUEL USE BY BOILER FUEL SULFUR CONTENT AND CAPACITY
ALL COAL-FIRED BOILERS

TABLE ENTRIES ARE ACTUAL FUEL CONSUMPTION, GBTU'S/YEAR
WITHIN CAPACITY AND FUEL SULFUR CONTENT RANGES

BOILER FUEL SULFUR CONTENT (WEIGHT PERCENT, EQUIVALENT BTU BASIS)

CAPACITY MBTU'S/HR	>1.5 -2.0	>2.0 -2.5	>2.5 -3.0	>3.0 -3.5	>3.5 -4.0	>4.0 -5.0	>5.0	ROW TOTAL	CUMTOT ALL
EQUAL 0	0.	0.	0.	0.	0.	0.	0.	0.	0.
1- 10	530.	178.	1193.	835.	738.	0.	0.	6224.	6224.
11- 20	296.	418.	683.	551.	56.	0.	122.	4427.	10652.
21- 30	355.	790.	923.	415.	0.	41.	0.	5584.	16236.
31- 40	579.	111.	1147.	376.	0.	0.	99.	4172.	20408.
41- 50	0.	494.	1871.	1034.	265.	0.	0.	4852.	25260.
51- 60	0.	790.	677.	240.	82.	0.	80.	3608.	28868.
61- 70	0.	666.	911.	582.	0.	0.	96.	3568.	32437.
71- 80	0.	457.	173.	26.	0.	0.	0.	3784.	36221.
81- 90	0.	950.	0.	0.	0.	0.	0.	1761.	37981.
91- 100	240.	220.	221.	0.	0.	0.	0.	6102.	44083.
101- 200	135.	438.	1948.	1162.	442.	0.	0.	10202.	54285.
201- 300	0.	2305.	0.	173.	0.	0.	0.	3061.	57346.
301- 400	0.	0.	0.	519.	0.	0.	0.	2068.	59416.
401- 500	0.	0.	0.	0.	0.	0.	0.	1425.	60839.
501- 600	0.	0.	0.	0.	0.	0.	0.	0.	60839.
601- 700	0.	0.	0.	0.	0.	0.	0.	0.	60839.
701- 800	0.	0.	0.	0.	0.	0.	0.	2001.	62839.
801- 900	0.	0.	0.	0.	0.	0.	0.	0.	62839.
901- 1000	0.	0.	0.	0.	0.	0.	0.	0.	62839.
1001- 2000	0.	0.	0.	0.	0.	0.	0.	0.	62839.
2001- 3000	0.	0.	0.	0.	0.	0.	0.	0.	62839.
3001- 4000	0.	0.	0.	0.	0.	0.	0.	0.	62839.
4001- 5000	0.	0.	0.	0.	0.	0.	0.	0.	62839.
5001- 6000	0.	0.	0.	0.	0.	0.	0.	0.	62839.
6001- 7000	0.	0.	0.	0.	0.	0.	0.	0.	62839.
7001- 8000	0.	0.	0.	0.	0.	0.	0.	0.	62839.
8001- 9000	0.	0.	0.	0.	0.	0.	0.	0.	62839.
9001- 10000	0.	0.	0.	0.	0.	0.	0.	0.	62839.
10001-100000	0.	0.	0.	0.	0.	0.	0.	0.	62839.
COLUMN TOTALS	7817.	7957.	9746.	5913.	1581.	41.	397.	62839.	
CUMUL. TOTALS	45161.	52978.	54907.	60820.	62402.	62442.	62839.		

BOILER POPULATION DATA - COMMERCIAL-INSTITUTIONAL BOILERS
PLANT FUEL USE BY PLANT FUEL SULFUR CONTENT AND CAPACITY
ALL COAL-FIRED BOILERS

TABLE ENTRIES ARE ACTUAL FUEL CONSUMPTION, GBTU'S/YEAR
WITHIN CAPACITY AND FUEL SULFUR CONTENT RANGES

CAPACITY MBTU'S/HR	PLANT FUEL SULFUR CONTENT (WEIGHT PERCENT, EQUIVALENT BTU BASIS) EQUAL 0.	>0. -.2	>.2 -.3	>.3 -.4	>.4 -.6	>.6 -.8	>.8 -1.0	>1.0 -1.2	>1.2 -1.5
EQUAL 0	1.	0.	0.	0.	412.	790.	3.	48.	0.
1- 10	12.	0.	0.	0.	6.	682.	36.	26.	12.
11- 20	0.	0.	0.	0.	0.	143.	81.	250.	3.
21- 30	0.	0.	0.	0.	182.	951.	241.	0.	0.
31- 40	0.	0.	0.	0.	0.	640.	188.	0.	0.
41- 50	0.	0.	0.	0.	420.	243.	243.	294.	309.
51- 60	0.	0.	0.	0.	333.	39.	440.	0.	0.
61- 70	0.	0.	0.	0.	0.	98.	365.	0.	123.
71- 80	0.	0.	0.	0.	0.	93.	0.	88.	0.
81- 90	0.	0.	0.	0.	125.	0.	400.	1.	617.
91- 100	0.	850.	0.	0.	329.	535.	0.	1383.	291.
101- 200	0.	0.	0.	0.	680.	1319.	3485.	0.	329.
201- 300	0.	0.	0.	0.	1032.	676.	1257.	0.	2160.
301- 400	0.	0.	0.	0.	0.	2298.	0.	960.	1161.
401- 500	0.	0.	0.	0.	0.	1425.	0.	0.	0.
501- 600	0.	0.	0.	0.	0.	0.	0.	0.	0.
601- 700	0.	0.	0.	0.	0.	427.	3335.	0.	0.
701- 800	0.	0.	0.	0.	0.	0.	0.	0.	2001.
801- 900	0.	0.	0.	0.	0.	0.	0.	0.	0.
901- 1000	0.	0.	0.	0.	0.	0.	0.	0.	0.
1001- 2000	0.	0.	0.	0.	0.	0.	0.	0.	0.
2001- 3000	0.	0.	0.	0.	0.	0.	0.	0.	0.
3001- 4000	0.	0.	0.	0.	0.	0.	0.	0.	0.
4001- 5000	0.	0.	0.	0.	0.	0.	0.	0.	0.
5001- 6000	0.	0.	0.	0.	0.	0.	0.	0.	0.
6001- 7000	0.	0.	0.	0.	0.	0.	0.	0.	0.
7001- 8000	0.	0.	0.	0.	0.	0.	0.	0.	0.
8001- 9000	0.	0.	0.	0.	0.	0.	0.	0.	0.
9001- 10000	0.	0.	0.	0.	0.	0.	0.	0.	0.
10001- 20000	0.	0.	0.	0.	0.	0.	0.	0.	0.
20001- 30000	0.	0.	0.	0.	0.	0.	0.	0.	0.
30001- 40000	0.	0.	0.	0.	0.	0.	0.	0.	0.
40001- 50000	0.	0.	0.	0.	0.	0.	0.	0.	0.
50001-100000	0.	0.	0.	0.	0.	0.	0.	0.	0.
COLUMN TOTALS	13.	850.	0.	0.	3518.	10358.	10071.	3048.	7004.
CUMUL. TOTALS	13.	863.	863.	863.	4382.	14739.	24811.	27859.	34863.

BOILER POPULATION DATA - COMMERCIAL-INSTITUTIONAL BOILERS
PLANT FUEL USE BY PLANT FUEL SULFUR CONTENT AND CAPACITY
ALL COAL-FIRED BOILERS

TABLE ENTRIES ARE ACTUAL FUEL CONSUMPTION, GBTU'S/YEAR
WITHIN CAPACITY AND FUEL SULFUR CONTENT RANGES

CAPACITY MBTU'S/HR	PLANT FUEL SULFUR CONTENT (WEIGHT PERCENT, EQUIVALENT BTU BASIS) >1.5 -2.0	>2.0 -2.5	>2.5 -3.0	>3.0 -3.5	>3.5 -4.0	>4.0 -5.0	>5.0	ROW TOTAL	CUMTOT ALL
EQUAL 0	0.	0.	434.	0.	424.	0.	0.	2118.	2118.
1- 10	362.	4.	925.	310.	209.	0.	0.	2583.	4701.
11- 20	38.	178.	214.	48.	56.	0.	0.	1009.	5709.
21- 30	274.	240.	136.	645.	0.	0.	0.	2669.	8378.
31- 40	619.	0.	909.	0.	0.	0.	0.	2356.	10734.
41- 50	158.	300.	101.	0.	265.	0.	122.	2454.	13188.
51- 60	0.	302.	533.	378.	82.	41.	0.	2147.	15336.
61- 70	0.	0.	533.	168.	0.	0.	0.	1287.	16622.
71- 80	0.	457.	0.	0.	0.	0.	0.	638.	17260.
81- 90	0.	621.	0.	0.	0.	0.	0.	1764.	19024.
91- 100	1.	246.	313.	234.	0.	0.	0.	4180.	23204.
101- 200	513.	2700.	3292.	2737.	442.	0.	275.	15771.	38975.
201- 300	0.	666.	1302.	461.	0.	0.	0.	7554.	46529.
301- 400	0.	242.	0.	519.	0.	0.	0.	5180.	51709.
401- 500	0.	0.	1327.	0.	0.	0.	0.	2752.	54461.
501- 600	0.	0.	0.	0.	0.	0.	0.	0.	54461.
601- 700	0.	2617.	0.	0.	0.	0.	0.	6378.	60839.
701- 800	0.	0.	0.	0.	0.	0.	0.	2001.	62839.
801- 900	0.	0.	0.	0.	0.	0.	0.	0.	62839.
901- 1000	0.	0.	0.	0.	0.	0.	0.	0.	62839.
1001- 2000	0.	0.	0.	0.	0.	0.	0.	0.	62839.
2001- 3000	0.	0.	0.	0.	0.	0.	0.	0.	62839.
3001- 4000	0.	0.	0.	0.	0.	0.	0.	0.	62839.
4001- 5000	0.	0.	0.	0.	0.	0.	0.	0.	62839.
5001- 6000	0.	0.	0.	0.	0.	0.	0.	0.	62839.
6001- 7000	0.	0.	0.	0.	0.	0.	0.	0.	62839.
7001- 8000	0.	0.	0.	0.	0.	0.	0.	0.	62839.
8001- 9000	0.	0.	0.	0.	0.	0.	0.	0.	62839.
9001- 10000	0.	0.	0.	0.	0.	0.	0.	0.	62839.
10001- 20000	0.	0.	0.	0.	0.	0.	0.	0.	62839.
20001- 30000	0.	0.	0.	0.	0.	0.	0.	0.	62839.
30001- 40000	0.	0.	0.	0.	0.	0.	0.	0.	62839.
40001- 50000	0.	0.	0.	0.	0.	0.	0.	0.	62839.
50001-100000	0.	0.	0.	0.	0.	0.	0.	0.	62839.
COLUMN TOTALS	1966.	8578.	10018.	5499.	1477.	41.	397.	62839.	
CUMUL. TOTALS	36829.	45407.	55425.	60924.	62402.	62442.	62839.		

ALL COAL-FIRED BOILERS

BOILER AND PLANT SIZE DISTRIBUTIONS

X--INDIVIDUAL BOILERS
*--PLANTS

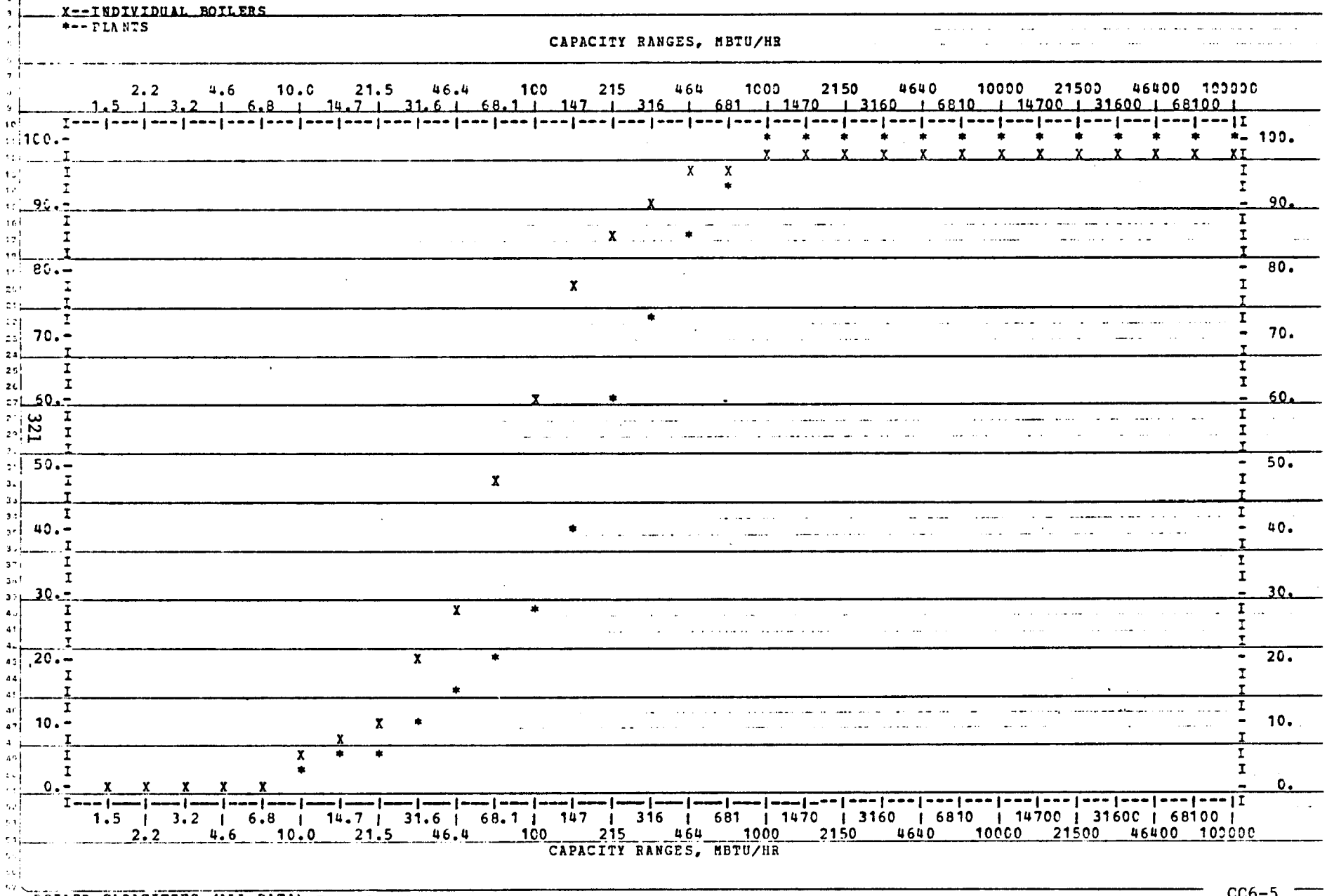

BOILER CAPACITIES (ALL DATA) = 23028.
PLANT CAPACITIES (ALL DATA) = 23028.

BOILER POPULATION DATA - COMMERCIAL-INSTITUTIONAL BOILERS
ALL COAL-FIRED BOILERS
FUEL SULFUR CONTENTS

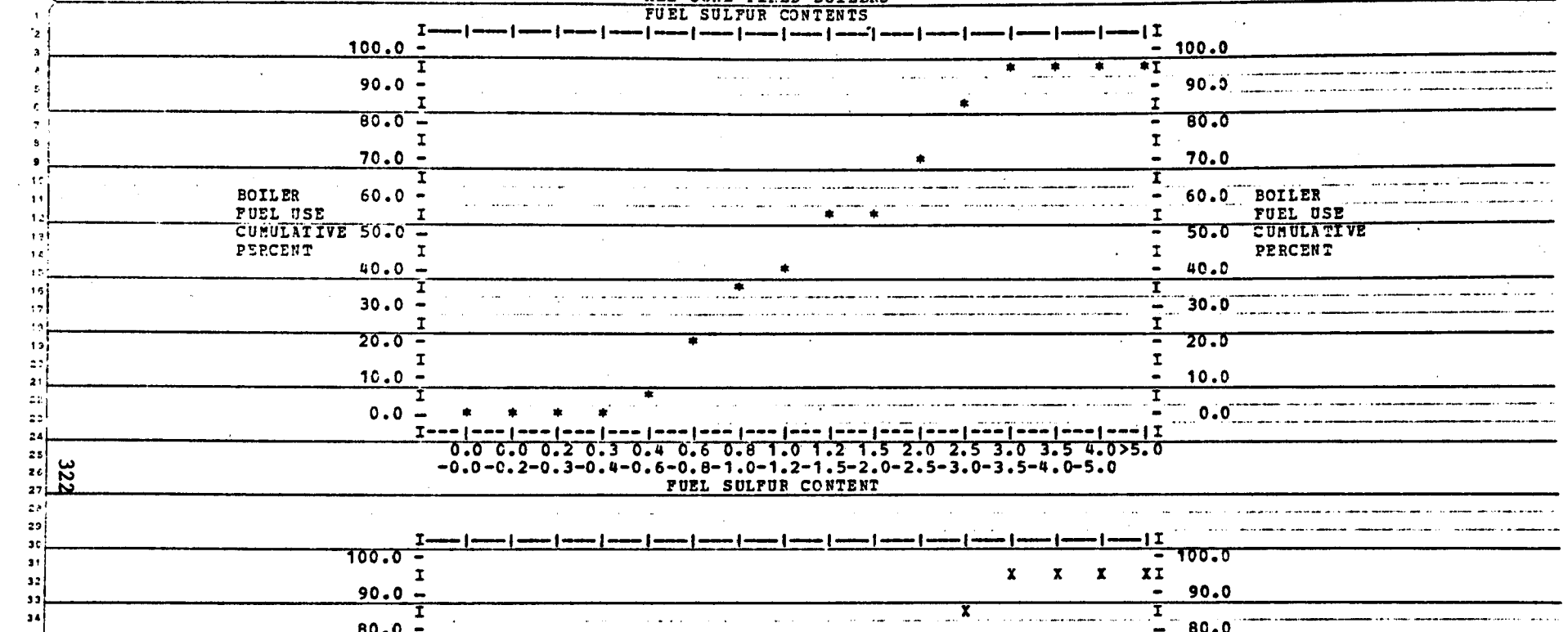

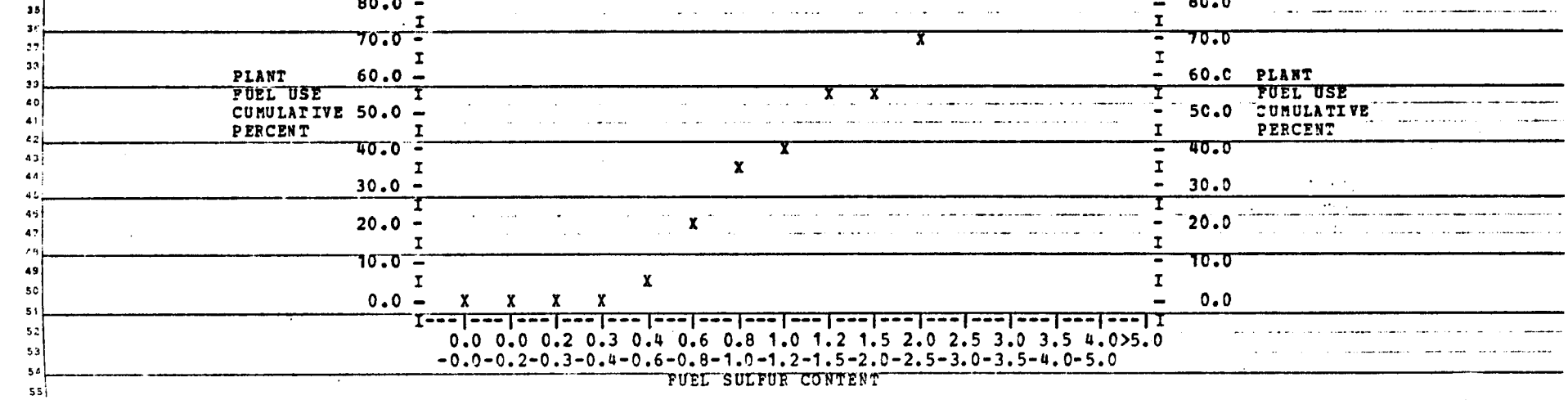

BOILER CAPACITIES (ALL DATA) = 23028.
PLANT CAPACITIES (ALL DATA) = 23028.

FUEL SULFUR CONTENT DENSITIES

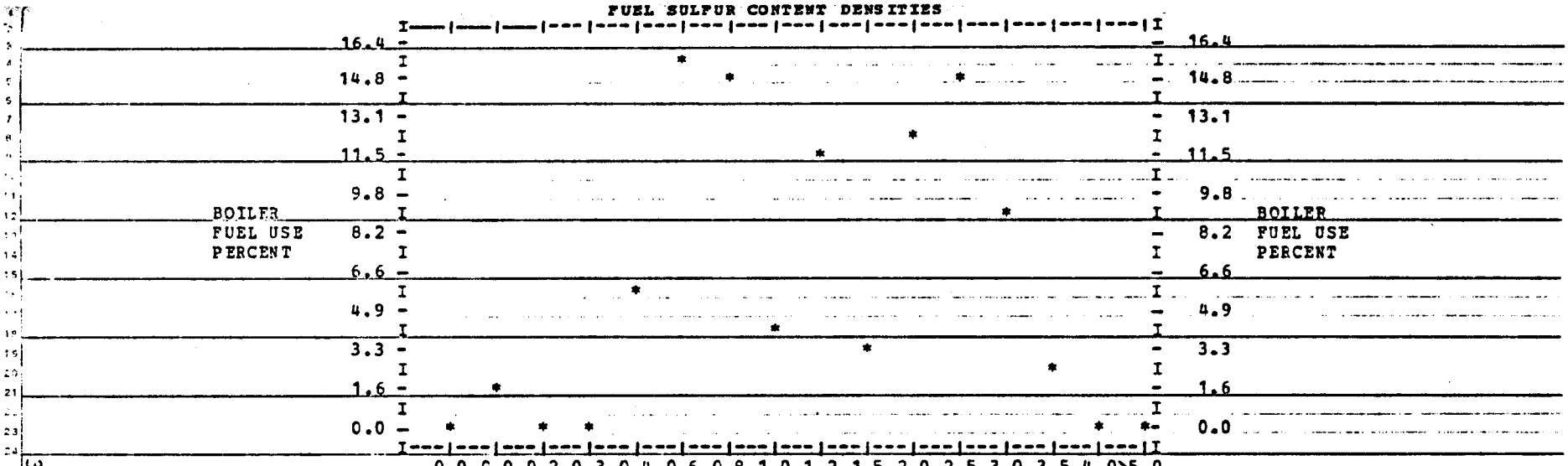

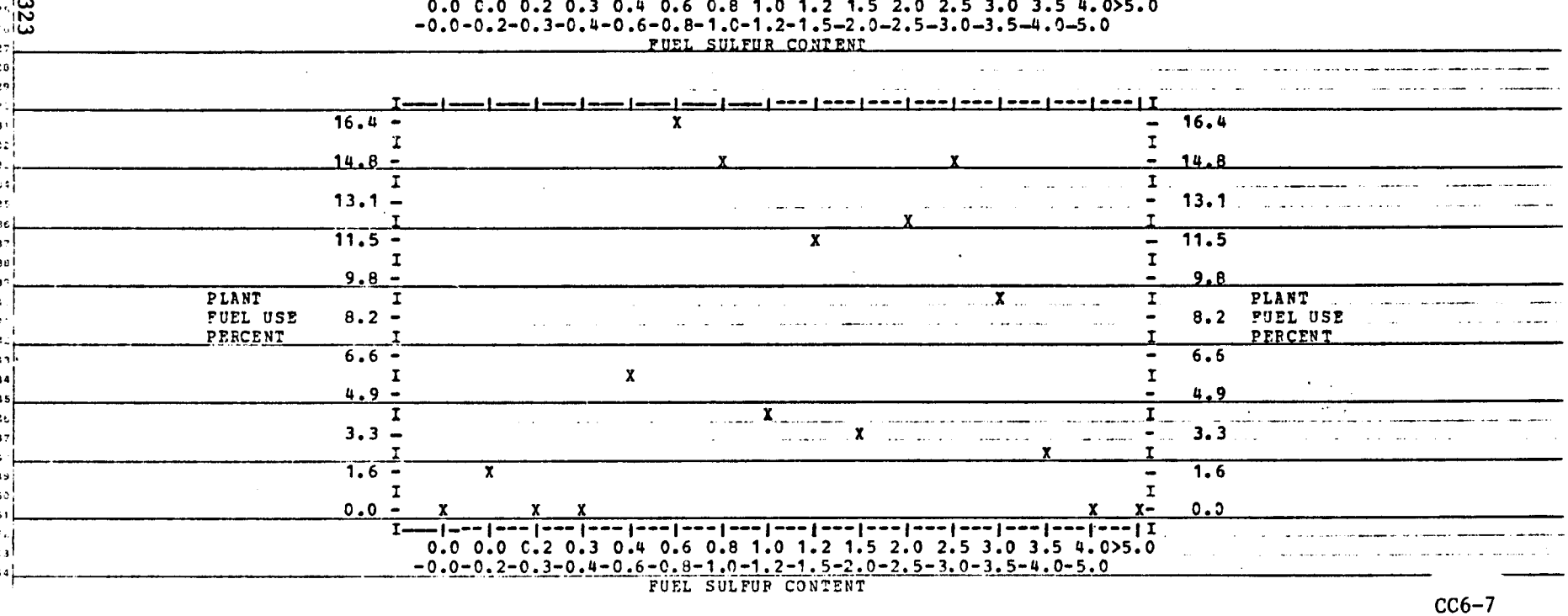

CC6-7

BOILER CAPACITIES (ALL DATA) = 23028.

CAPACITY MBTU'S/HR		STACK HEIGHTS IN FEET EQUAL ZERO	1-20	21-40	41-60	61-80	81-100	101-120	121-140	141-160	161-180	181-200	201-250	.251-300	301-350	351-400
EQUAL	0	18	1	3	7	2	2	1	1	1	1	0	0	0	0	0
1-	10	58	1	15	19	41	42	18	8	5	1	2	1	0	0	0
11-	20	13	0	1	2	2	7	9	4	5	2	0	0	0	0	0
21-	30	8	0	2	1	4	3	8	6	7	4	0	2	0	0	0
31-	40	10	0	0	2	1	0	0	3	3	3	3	0	0	0	0
41-	50	4	1	0	0	0	2	1	1	7	5	0	0	0	0	0
51-	60	2	0	0	0	2	0	0	1	2	2	1	1	0	0	0
61-	70	0	0	0	0	2	0	1	2	2	0	0	1	0	0	0
71-	80	2	0	1	0	0	2	0	1	0	0	2	0	0	0	0
81-	90	2	0	0	0	1	2	0	0	1	0	0	0	0	0	0
91-	100	8	0	0	0	2	1	1	0	2	0	1	2	0	0	0
101-	200	8	1	4	2	3	3	1	6	4	5	4	6	2	0	0
201-	300	1	0	0	0	0	0	0	1	2	5	0	2	1	0	0
301-	400	1	0	0	0	0	0	0	0	0	0	1	2	0	0	0
401-	500	1	0	0	0	0	0	0	0	0	0	2	0	0	0	0
501-	600	0	0	0	0	0	0	0	0	0	0	0	0	0	0	0
601-	700	0	0	0	1	0	0	0	0	0	0	0	0	0	0	0
701-	800	0	0	0	0	0	0	0	0	0	0	0	1	0	0	0
801-	900	0	0	0	0	0	0	0	0	0	0	0	0	0	0	0
901-	1000	0	0	0	0	0	0	0	0	0	0	0	0	0	0	0
1001-	2000	0	0	0	0	0	0	0	0	0	0	0	0	0	0	0
2001-	3000	0	0	0	0	0	0	0	0	0	0	0	0	0	0	0
3001-	4000	0	0	0	0	0	0	0	0	0	0	0	0	0	0	0
4001-	5000	0	0	0	0	0	0	0	0	0	0	0	0	0	0	0
5001-	6000	0	0	0	0	0	0	0	0	0	0	0	0	0	0	0
6001-	7000	0	0	0	0	0	0	0	0	0	0	0	0	0	0	0
7001-	8000	0	0	0	0	0	0	0	0	0	0	0	0	0	0	0
8001-	9000	0	0	0	0	0	0	0	0	0	0	0	0	0	0	0
9001-	10000	0	0	0	0	0	0	0	0	0	0	0	0	0	0	0
10001-	20000	0	0	0	0	0	0	0	0	0	0	0	0	0	0	0
20001-	30000	0	0	0	0	0	0	0	0	0	0	0	0	0	0	0
30001-	40000	0	0	0	0	0	0	0	0	0	0	0	0	0	0	0
40001-	50000	0	0	0	0	0	0	0	0	0	0	0	0	0	0	0
50001-	100000	0	0	0	0	0	0	0	0	0	0	0	0	0	0	0
COLUMN TOTALS		136	4	26	34	60	64	40	34	41	28	16	18	3	0	0
CUMUL. TOTALS		0	4	30	64	124	188	228	262	303	331	347	365	368	368	368

BOILER POPULATION DATA - COMMERCIAL INSTITUTIONAL BOILERS
STACK HEIGHT BY TOTAL DESIGN CAPACITY SERVED
ALL COAL-FIRED BOILERS

TABLE ENTRIES ARE NUMBER OF STACKS

CAPACITY MBTU'S/HP	STACK HEIGHTS IN FEET 431-450	451-500	501-550	551-600	601-650	651-700	701-750	751-800	801-850	851-900	901-950	951-1000	ABOVE 1000	ROW TOTAL	CUM. TOTAL
EQUAL 0	0	0	0	0	0	0	0	0	0	0	0	0	0	37	0
1- 10	0	0	0	0	0	0	0	0	0	0	0	0	0	211	211
11- 20	0	0	0	0	0	0	0	0	0	0	0	0	0	45	256
21- 30	0	0	0	0	0	0	0	0	0	0	0	0	0	45	301
31- 40	0	0	0	0	0	0	0	0	0	0	0	0	0	25	326
41- 50	0	0	0	0	0	0	0	0	0	0	0	0	0	21	347
51- 60	0	0	0	0	0	0	0	0	0	0	0	0	0	11	358
61- 70	0	0	0	0	0	0	0	0	0	0	0	0	0	8	366
71- 80	0	0	0	0	0	0	0	0	0	0	0	0	0	8	374
81- 90	0	0	0	0	0	0	0	0	0	0	0	0	0	6	380
91- 100	0	0	0	0	0	0	0	0	0	0	0	0	0	17	397
101- 200	0	0	0	0	0	0	0	0	0	0	0	0	0	49	446
201- 300	0	0	0	0	0	0	0	0	0	0	0	0	0	12	458
301- 400	0	0	0	0	0	0	0	0	0	0	0	0	0	4	462
401- 500	0	0	0	0	0	0	0	0	0	0	0	0	0	3	465
501- 600	0	0	0	0	0	0	0	0	0	0	0	0	0	0	465
601- 700	0	0	0	0	0	0	0	0	0	0	0	0	0	1	466
701- 800	0	0	0	0	0	0	0	0	0	0	0	0	0	1	467
801- 900	0	0	0	0	0	0	0	0	0	0	0	0	0	0	467
901- 1000	0	0	0	0	0	0	0	0	0	0	0	0	0	0	467
1001- 2000	0	0	0	0	0	0	0	0	0	0	0	0	0	0	467
2001- 3000	0	0	0	0	0	0	0	0	0	0	0	0	0	0	467
3001- 4000	0	0	0	0	0	0	0	0	0	0	0	0	0	0	467
4001- 5000	0	0	0	0	0	0	0	0	0	0	0	0	0	0	467
5001- 6000	0	0	0	0	0	0	0	0	0	0	0	0	0	0	467
6001- 7000	0	0	0	0	0	0	0	0	0	0	0	0	0	0	467
7001- 8000	0	0	0	0	0	0	0	0	0	0	0	0	0	0	467
8001- 9000	0	0	0	0	0	0	0	0	0	0	0	0	0	0	467
9001- 10000	0	0	0	0	0	0	0	0	0	0	0	0	0	0	467
10001- 20000	0	0	0	0	0	0	0	0	0	0	0	0	0	0	467
20001- 30000	0	0	0	0	0	0	0	0	0	0	0	0	0	0	467
30001- 40000	0	0	0	0	0	0	0	0	0	0	0	0	0	0	467
40001- 50000	0	0	0	0	0	0	0	0	0	0	0	0	0	0	467
50001-100000	0	0	0	0	0	0	0	0	0	0	0	0	0	0	467
COLUMN TOTALS	0	0	0	0	0	0	0	0	0	0	0	0	0	504	467
CUMUL. TOTALS	368	368	368	368	368	368	368	368	368	368	368	368	368	---	

AVERAGE NUMBER OF BOILERS PER PLANT BY CAPACITY & LOAD FACTOR RANGE
ALL COAL-FIRED BOILERS

ENTRIES ARE NUMBER OF BOILERS DIVIDED BY NUMBER OF PLANTS FOR EACH CAPACITY & LOAD FACTOR PAIR

CAPACITY MBTU'S/HR	PLANT LOAD FACTORS EQUAL 0.00	0.01-0.09	0.10-0.19	0.20-0.29	0.30-0.39	0.40-0.49	0.50-0.59	0.60-0.69	0.70-0.79
EQUAL 0	1.33	0.0	0.0	0.0	0.0	0.0	0.0	0.0	0.0
1- 10	1.00	1.06	1.48	2.55	1.14	1.00	0.0	1.00	0.0
11- 20	2.00	1.05	31.50	2.50	1.00	2.00	0.0	0.0	3.00
21- 30	4.00	1.20	1.57	4.40	2.00	1.00	0.0	1.00	0.0
31- 40	0.0	2.60	1.00	1.00	5.00	1.00	0.0	0.0	0.0
41- 50	0.0	1.00	3.00	2.00	3.00	3.00	0.0	1.50	3.00
51- 60	0.0	1.67	1.00	3.00	1.00	3.00	2.00	0.0	0.0
61- 70	0.0	2.00	4.00	2.00	0.0	3.00	3.00	0.0	0.0
71- 80	0.0	1.00	4.50	0.0	0.0	0.0	0.0	1.00	0.0
81- 90	38.00	1.00	4.00	0.0	0.0	0.0	1.00	0.0	3.00
91- 100	0.0	1.00	0.0	3.33	4.25	0.0	0.0	1.00	0.0
101- 200	3.00	2.50	3.67	3.57	3.40	2.50	2.67	1.00	0.0
201- 300	0.0	1.50	4.60	2.67	6.00	0.0	0.0	0.0	0.0
301- 400	0.0	26.50	1.00	3.00	13.00	0.0	0.0	0.0	0.0
401- 500	0.0	0.0	0.0	0.0	3.50	0.0	0.0	0.0	0.0
501- 600	0.0	0.0	0.0	0.0	0.0	0.0	0.0	0.0	0.0
601- 700	0.0	2.00	0.0	0.0	0.0	4.00	23.00	0.0	0.0
701- 800	0.0	0.0	0.0	0.0	1.00	0.0	0.0	0.0	0.0
801- 900	0.0	0.0	0.0	0.0	0.0	0.0	0.0	0.0	0.0
901- 1000	0.0	0.0	0.0	0.0	0.0	0.0	0.0	0.0	0.0
1001- 2000	0.0	0.0	0.0	0.0	0.0	0.0	0.0	0.0	0.0
2001- 3000	0.0	0.0	0.0	0.0	0.0	0.0	0.0	0.0	0.0
3001- 4000	0.0	0.0	0.0	0.0	0.0	0.0	0.0	0.0	0.0
4001- 5000	0.0	0.0	0.0	0.0	0.0	0.0	0.0	0.0	0.0
5001- 6000	0.0	0.0	0.0	0.0	0.0	0.0	0.0	0.0	0.0
6001- 7000	0.0	0.0	0.0	0.0	0.0	0.0	0.0	0.0	0.0
7001- 8000	0.0	0.0	0.0	0.0	0.0	0.0	0.0	0.0	0.0
8001- 9000	0.0	0.0	0.0	0.0	0.0	0.0	0.0	0.0	0.0
9001- 10000	0.0	0.0	0.0	0.0	0.0	0.0	0.0	0.0	0.0
10001- 20000	0.0	0.0	0.0	0.0	0.0	0.0	0.0	0.0	0.0
20001- 30000	0.0	0.0	0.0	0.0	0.0	0.0	0.0	0.0	0.0
30001- 40000	0.0	0.0	0.0	0.0	0.0	0.0	0.0	0.0	0.0
40001- 50000	0.0	0.0	0.0	0.0	0.0	0.0	0.0	0.0	0.0
50001-100000	0.0	0.0	0.0	0.0	0.0	0.0	0.0	0.0	0.0
COLUMN TOTALS	4.77	1.46	3.32	2.90	3.71	2.35	4.88	1.14	3.00
CUMUL. TOTALS	0.0	1.46	1.94	2.08	2.27	2.28	2.34	2.31	2.32

BOILER POPULATION DATA - COMMERCIAL INSTITUTIONAL BOILERS
AVERAGE NUMBER OF BOILERS PER PLANT BY CAPACITY & LOAD FACTOR RANGE
ALL COAL-FIRED BOILERS

ENTRIES ARE NUMBER OF BOILERS DIVIDED BY NUMBER OF PLANTS FOR EACH CAPACITY & LOAD FACTOR PAIR

CAPACITY MBTU'S/HR	PLANT LOAD FACTORS 0.80-0.89	0.90-0.99	TOTAL <1.00	EQUAL 1.00	ABOVE 1.00	ROW TOTAL	CUMTOT <1.00	CUMTOT ALL
EQUAL 0	0.0	0.0	1.33	0.0	2.29	2.04	0.0	0.0
1- 10	1.00	1.00	1.22	0.0	1.55	1.24	1.22	1.24
11- 20	0.0	2.00	3.24	0.0	1.00	3.18	1.55	1.55
21- 30	0.0	0.0	1.91	0.0	1.50	1.87	1.61	1.60
31- 40	1.00	1.00	2.33	0.0	2.50	2.35	1.65	1.65
41- 50	3.00	3.00	2.13	0.0	0.0	2.13	1.68	1.67
51- 60	3.00	3.00	2.09	0.0	0.0	2.09	1.69	1.69
61- 70	0.0	0.0	2.60	0.0	0.0	2.60	1.72	1.72
71- 80	0.0	0.0	2.75	0.0	0.0	2.75	1.74	1.73
81- 90	0.0	0.0	8.33	0.0	0.0	8.33	1.87	1.86
91- 100	0.0	2.00	3.00	0.0	0.0	3.00	1.91	1.89
101- 200	0.0	0.0	3.12	0.0	5.00	3.16	2.06	2.04
201- 300	3.00	0.0	3.93	0.0	0.0	3.93	2.13	2.11
301- 400	0.0	0.0	13.71	0.0	0.0	13.71	2.34	2.32
401- 500	0.0	0.0	3.50	0.0	0.0	3.50	2.35	2.32
501- 600	0.0	0.0	0.0	0.0	0.0	0.0	2.35	2.32
601- 700	0.0	0.0	9.67	0.0	0.0	9.67	2.41	2.38
701- 800	0.0	0.0	1.00	0.0	0.0	1.00	2.40	2.38
801- 900	0.0	0.0	0.0	0.0	0.0	0.0	2.40	2.38
901- 1000	0.0	0.0	0.0	0.0	0.0	0.0	2.40	2.38
1001- 2000	0.0	0.0	0.0	0.0	0.0	0.0	2.40	2.38
2001- 3000	0.0	0.0	0.0	0.0	0.0	0.0	2.40	2.38
3001- 4000	0.0	0.0	0.0	0.0	0.0	0.0	2.40	2.38
4001- 5000	0.0	0.0	0.0	0.0	0.0	0.0	2.40	2.38
5001- 6000	0.0	0.0	0.0	0.0	0.0	0.0	2.40	2.38
6001- 7000	0.0	0.0	0.0	0.0	0.0	0.0	2.40	2.38
7001- 8000	0.0	0.0	0.0	0.0	0.0	0.0	2.40	2.38
8001- 9000	0.0	0.0	0.0	0.0	0.0	0.0	2.40	2.38
9001- 10000	0.0	0.0	0.0	0.0	0.0	0.0	2.40	2.38
10001- 20000	0.0	0.0	0.0	0.0	0.0	0.0	2.40	2.38
20001- 30000	0.0	0.0	0.0	0.0	0.0	0.0	2.40	2.38
30001- 40000	0.0	0.0	0.0	0.0	0.0	0.0	2.40	2.38
40001- 50000	0.0	0.0	0.0	0.0	0.0	0.0	2.40	2.38
50001-100000	0.0	0.0	0.0	0.0	0.0	0.0	2.40	2.38
COLUMN TOTALS	2.20	1.78	2.39	0.0	2.03	2.18		
CUMUL. TOTALS	2.32	2.30	2.30	2.30	2.28			

BOILER CAPACITY BY BOILER LOAD FACTOR
ALL GAS-FIRED BOILERS

TABLE ENTRIES ARE NUMBER OF BOILERS
WITHIN CAPACITY AND LOAD FACTOR RANGES

CAPACITY MBTU'S/HR	BOILER LOAD FACTORS EQUAL 0.00	0.01- 0.09	0.10- 0.19	0.20- 0.29	0.30- 0.39	0.40- 0.49	0.50- 0.59	0.60- 0.69	0.70- 0.79
EQUAL 0	86	0	0	0	0	0	0	0	0
1- 10	32	37	107	52	19	16	15	10	13
11- 20	7	18	19	10	7	7	7	5	4
21- 30	7	11	19	5	4	2	4	1	2
31- 40	4	5	17	6	1	3	0	0	0
41- 50	3	5	3	3	0	1	1	1	0
51- 60	5	5	2	2	1	0	1	1	0
61- 70	1	3	5	3	1	0	0	1	0
71- 80	2	6	5	3	1	0	1	0	0
81- 90	0	1	1	1	2	1	1	0	0
91- 100	0	5	4	2	2	0	0	0	0
101- 200	2	9	14	5	3	0	3	0	1
201- 300	0	3	4	3	1	0	0	0	0
301- 400	0	3	2	2	0	0	0	0	0
401- 500	0	2	1	1	0	0	0	0	0
501- 600	0	2	0	1	1	0	0	0	0
601- 700	0	0	0	0	0	0	0	0	0
701- 800	0	0	1	0	0	0	0	0	0
801- 900	0	0	0	0	0	0	0	0	0
901- 1000	0	0	0	0	0	0	0	0	0
1001- 2000	0	2	0	0	0	0	0	0	0
2001- 3000	0	1	0	0	0	0	0	0	0
3001- 4000	0	0	0	0	0	0	0	0	0
4001- 5000	0	0	0	0	0	0	0	0	0
5001- 6000	0	0	0	0	0	0	0	0	0
6001- 7000	0	0	0	0	0	0	0	0	0
7001- 8000	0	0	0	0	0	0	0	0	0
8001- 9000	0	0	0	0	0	0	0	0	0
9001- 10000	0	0	0	0	0	0	0	0	0
10001-100000	0	0	0	0	0	0	0	0	0
COLUMN TOTALS	149	118	204	99	43	30	33	19	20
CUMUL. TOTALS	0	118	322	421	464	494	527	546	566

BOILER POPULATION DATA - COMMERCIAL INSTITUTIONAL BOILERS
BOILER CAPACITY BY BOILER LOAD FACTOR AND CAPACITY
ALL GAS-FIRED BOILERS

TABLE ENTRIES ARE NUMBER OF BOILERS
WITHIN CAPACITY AND LOAD FACTOR RANGES

CAPACITY MBTU'S/HR	BOILER LOAD FACTORS 0.80-0.89	0.90-0.99	TOTAL <1.00	EQUAL 1.00	ABOVE 1.00	ROW TOTAL	CUMTOT <1.00	CUMTOT ALL
EQUAL 0	0	0	86	0	80	166	0	0
1- 10	0	11	312	0	37	349	312	349
11- 20	0	3	87	0	2	89	399	438
21- 30	3	3	61	0	4	65	460	503
31- 40	1	0	37	0	5	42	497	545
41- 50	0	0	17	0	0	17	514	562
51- 60	0	0	17	0	3	20	531	582
61- 70	0	0	14	0	1	15	545	597
71- 80	0	0	18	0	0	18	563	615
81- 90	0	0	7	0	0	7	570	622
91- 100	0	0	13	0	2	15	583	637
101- 200	0	0	37	0	3	40	620	677
201- 300	0	0	11	0	0	11	631	688
301- 400	0	0	7	0	0	7	638	695
401- 500	0	0	4	0	2	6	642	701
501- 600	0	0	4	0	0	4	646	705
601- 700	0	0	0	0	0	0	646	705
701- 800	0	0	1	0	0	1	647	706
801- 900	0	0	0	0	0	0	647	706
901- 1000	0	0	0	0	0	0	647	706
1001- 2000	0	0	2	0	0	2	649	708
2001- 3000	0	0	1	0	0	1	650	709
3001- 4000	0	0	0	0	0	0	650	709
4001- 5000	0	0	0	0	0	0	650	709
5001- 6000	0	0	0	0	0	0	650	709
6001- 7000	0	0	0	0	0	0	650	709
7001- 8000	0	0	0	0	0	0	650	709
8001- 9000	0	0	0	0	0	0	650	709
9001- 10000	0	0	0	0	0	0	650	709
10001-100000	0	0	0	0	0	0	650	709
COLUMN TOTALS	4	17	736	0	139	875		
CUMUL. TOTALS	570	587	587	587	726			

TABLE ENTRIES ARE NUMBER OF PLANTS
WITHIN CAPACITY AND LOAD FACTOR RANGES

CAPACITY MBTU'S/HR		PLANT LOAD FACTORS EQUAL 0.00	0.01- 0.09	0.10- 0.19	0.20- 0.29	0.30- 0.39	0.40- 0.49	0.50- 0.59	0.60- 0.69	0.70- 0.79
EQUAL	0	46	0	0	0	0	0	0	0	0
1-	10	25	23	71	40	9	10	8	3	6
11-	20	3	16	6	5	3	6	4	3	2
21-	30	0	5	8	3	1	3	1	2	0
31-	40	2	4	9	4	2	0	1	0	1
41-	50	0	2	4	7	1	1	2	0	0
51-	60	0	3	3	3	0	0	1	1	0
61-	70	0	3	5	1	1	0	1	0	0
71-	80	2	1	5	1	0	0	0	1	0
81-	90	0	1	3	2	1	1	1	0	0
91-	100	0	2	2	3	0	0	0	0	0
101-	200	5	12	7	5	2	2	3	0	1
201-	300	1	2	5	3	2	0	0	0	0
301-	400	0	3	1	0	1	0	0	0	0
401-	500	0	2	4	1	1	0	0	0	0
501-	600	0	1	0	0	0	0	0	0	0
601-	700	0	0	0	1	0	0	0	0	0
701-	800	0	0	1	1	1	0	0	0	0
801-	900	0	0	0	0	0	0	0	0	0
901-	1000	0	0	0	0	0	0	0	0	0
1001-	2000	0	3	0	0	0	0	0	0	0
2001-	3000	0	1	0	0	0	0	0	0	0
3001-	4000	0	0	0	0	0	0	0	0	0
4001-	5000	0	0	0	0	0	0	0	0	0
5001-	6000	0	0	0	0	0	0	0	0	0
6001-	7000	0	0	0	0	0	0	0	0	0
7001-	8000	0	0	0	0	0	0	0	0	0
8001-	9000	0	0	0	0	0	0	0	0	0
9001-	10000	0	0	0	0	0	0	0	0	0
10001-	20000	0	0	0	0	0	0	0	0	0
20001-	30000	0	0	0	0	0	0	0	0	0
30001-	40000	0	0	0	0	0	0	0	0	0
40001-	50000	0	0	0	0	0	0	0	0	0
50001-	100000	0	0	0	0	0	0	0	0	0
COLUMN TOTALS		79	84	134	80	25	23	22	10	10
CUMUL. TOTALS		0	84	218	298	323	346	368	378	388

BOILER POPULATION DATA - COMMERCIAL INSTITUTIONAL BOILERS
PLANT CAPACITY BY PLANT LOAD FACTOR
ALL GAS-FIRED BOILERS

TABLE ENTRIES ARE NUMBER OF PLANTS
WITHIN CAPACITY AND LOAD FACTOR RANGES

CAPACITY MBTU'S/HR	PLANT LOAD FACTORS 0.80-0.89	0.90-0.99	TOTAL <1.00	EQUAL 1.00	ABOVE 1.00	ROW TOTAL	CUMTOT <1.00	CUMTOT ALL
EQUAL 0	0	0	46	0	49	95	0	0
1- 10	0	9	199	0	28	227	199	227
11- 20	0	1	49	0	2	51	248	278
21- 30	2	3	28	0	2	30	276	308
31- 40	0	0	23	0	0	23	299	331
41- 50	0	0	17	0	1	18	316	349
51- 60	0	0	11	0	1	12	327	361
61- 70	0	0	11	0	0	11	338	372
71- 80	0	0	10	0	0	10	348	382
81- 90	0	0	9	0	0	9	357	391
91- 100	1	0	8	0	1	9	365	400
101- 200	0	1	38	0	4	42	403	442
201- 300	0	0	13	0	0	13	416	455
301- 400	0	0	5	0	1	6	421	461
401- 500	0	0	8	0	0	8	429	469
501- 600	0	0	1	0	0	1	430	470
601- 700	0	0	1	0	0	1	431	471
701- 800	0	0	3	0	0	3	434	474
801- 900	0	0	0	0	0	0	434	474
901- 1000	0	0	0	0	1	1	434	475
1001- 2000	0	0	3	0	0	3	437	478
2001- 3000	0	0	1	0	0	1	438	479
3001- 4000	0	0	0	0	0	0	438	479
4001- 5000	0	0	0	0	0	0	438	479
5001- 6000	0	0	0	0	0	0	438	479
6001- 7000	0	0	0	0	0	0	438	479
7001- 8000	0	0	0	0	0	0	438	479
8001- 9000	0	0	0	0	0	0	438	479
9001- 10000	0	0	0	0	0	0	438	479
10001- 20000	0	0	0	0	0	0	438	479
20001- 30000	0	0	0	0	0	0	438	479
30001- 40000	0	0	0	0	0	0	438	479
40001- 50000	0	0	0	0	0	0	438	479
50001-100000	0	0	0	0	0	0	438	479
COLUMN TOTALS	3	14	484	0	90	574		
CUMUL. TOTALS	391	405	405	405	495			

CG1-4

X--INDIVIDUAL BOILERS
*--INDIVIDUAL PLANTS

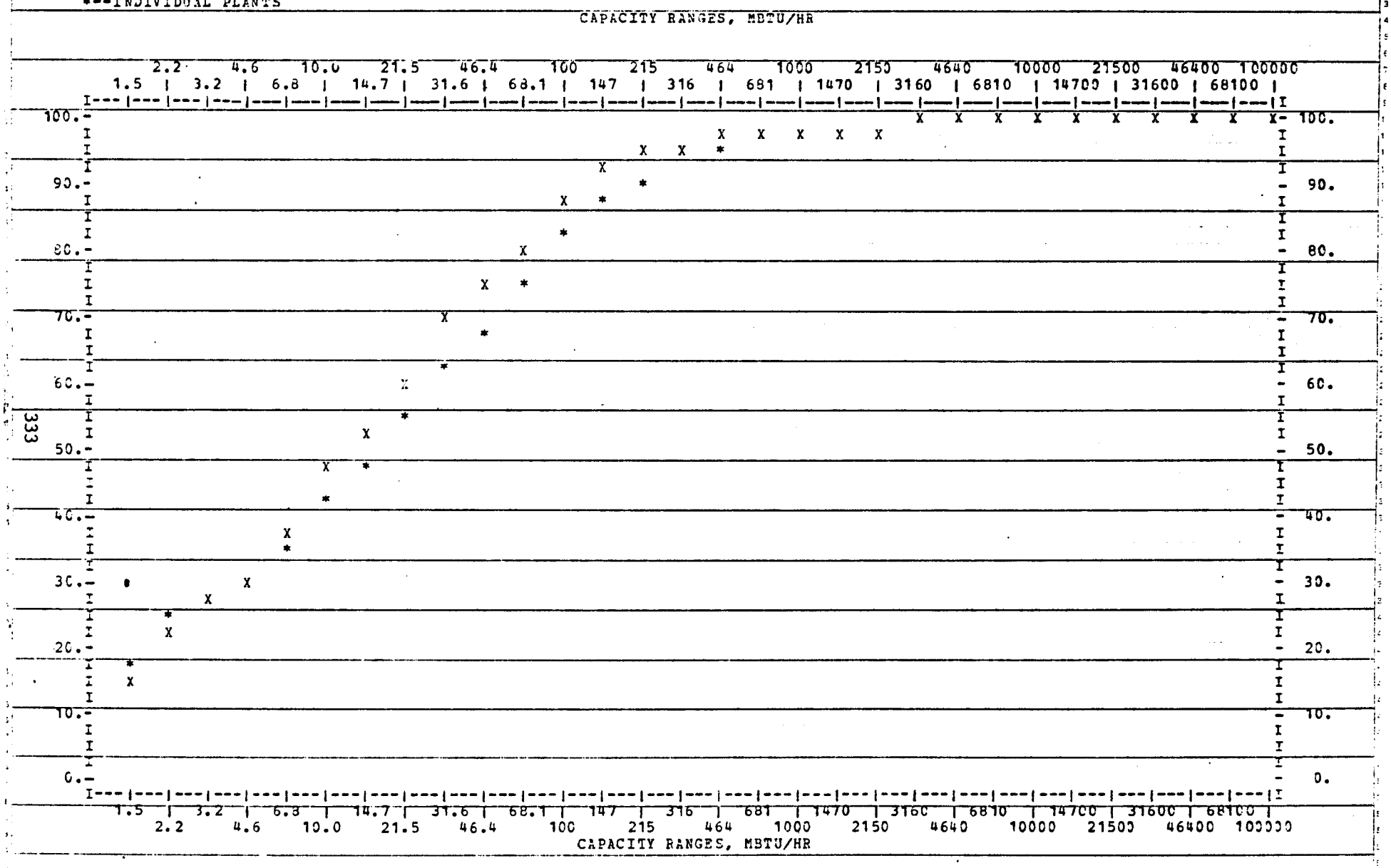

NUMBER OF BOILERS (ALL DATA) = 875 NUMBER OF BOILERS (RELIABLE DATA) = 587
NUMBER OF PLANTS (ALL DATA) = 574 NUMBER OF PLANTS (RELIABLE DATA) = 405

CG1-5

BOILER POPULATION DATA - COMMERCIAL INSTITUTIONAL BOILERS
ALL GAS-FIRED BOILERS
LOAD FACTORS

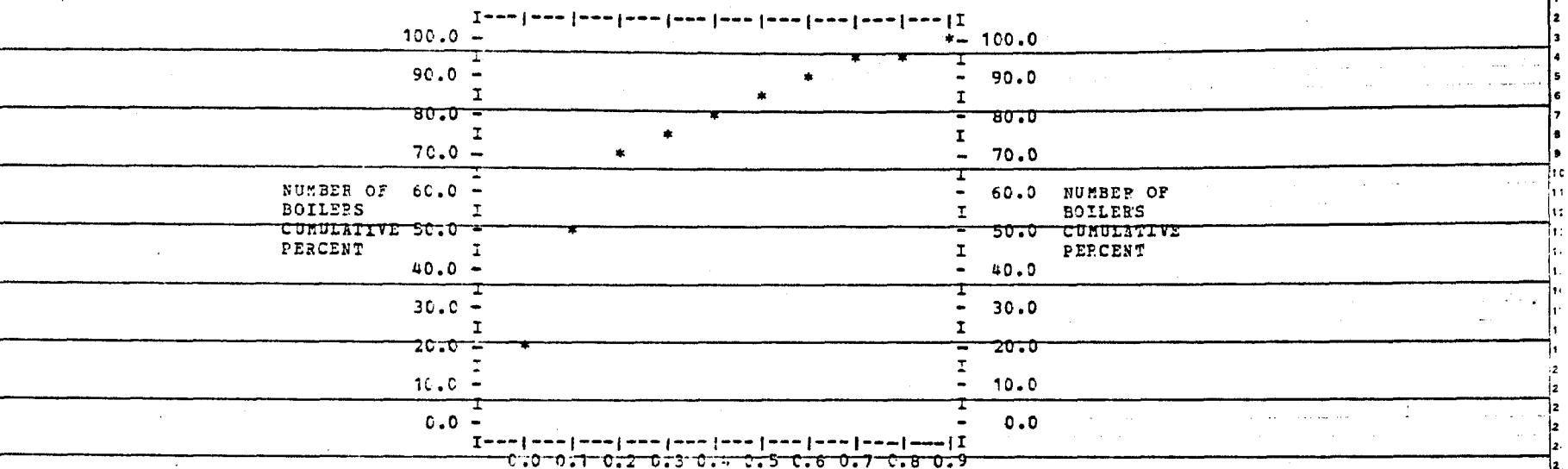

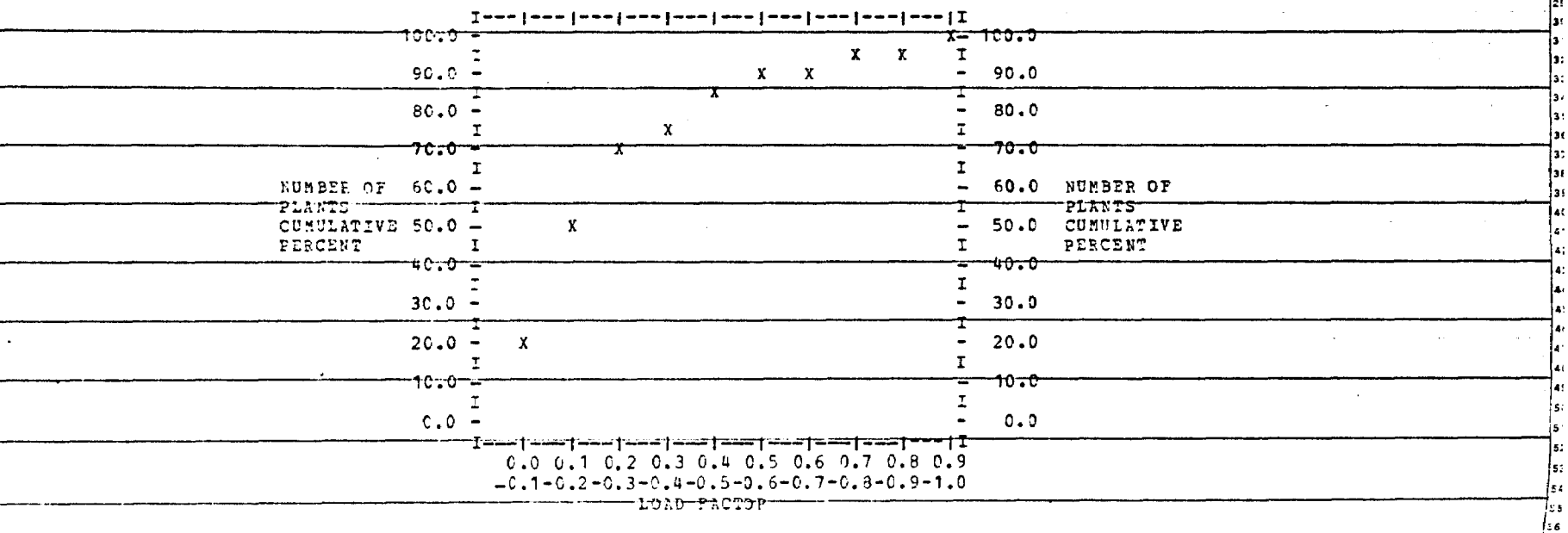

NUMBER OF BOILERS (ALL DATA) = 875. NUMBER OF BOILERS (RELIABLE DATA) = 587
NUMBER OF PLANTS (ALL DATA) = 574 NUMBER OF PLANTS (RELIABLE DATA) = 405

CG1-6



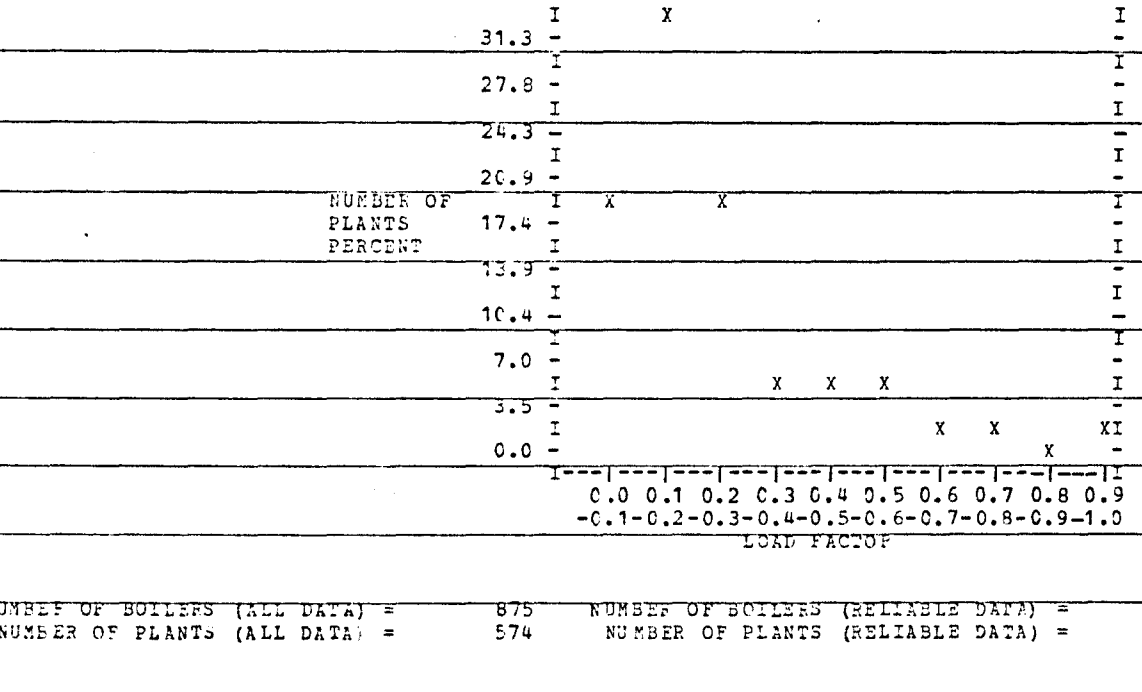

CG1-7

NUMBER OF BOILERS (ALL DATA) = 875 NUMBER OF BOILERS (RELIABLE DATA) = 587
NUMBER OF PLANTS (ALL DATA) = 574 NUMBER OF PLANTS (RELIABLE DATA) = 405

TABLE ENTRIES ARE TOTAL CAPACITY
WITHIN CAPACITY AND LOAD FACTOR RANGES

CAPACITY MBTU'S/HR		BOILER LOAD FACTORS EQUAL 0.00	0.01- 0.09	0.10- 0.19	0.20- 0.29	0.30- 0.39	0.40- 0.49	0.50- 0.59	0.60- 0.69	0.70- 0.79
EQUAL	0	0.	0.	0.	0.	0.	0.	0.	0.	0.
1-	10	89.	173.	301.	206.	83.	59.	68.	36.	82.
11-	20	109.	271.	289.	142.	121.	119.	121.	70.	64.
21-	30	180.	303.	476.	117.	105.	54.	115.	25.	56.
31-	40	151.	185.	617.	209.	40.	116.	0.	0.	0.
41-	50	137.	223.	140.	139.	0.	50.	50.	50.	0.
51-	60	300.	290.	109.	120.	52.	0.	60.	60.	0.
61-	70	62.	195.	330.	200.	70.	0.	0.	67.	0.
71-	80	152.	456.	379.	226.	74.	0.	80.	0.	0.
81-	90	0.	84.	82.	90.	180.	83.	88.	0.	0.
91-	100	0.	484.	382.	195.	200.	0.	0.	0.	0.
101-	200	358.	1261.	1629.	687.	418.	0.	389.	0.	195.
201-	300	0.	865.	1090.	850.	214.	0.	0.	0.	0.
301-	400	0.	993.	740.	630.	0.	0.	0.	0.	0.
401-	500	0.	856.	412.	450.	0.	0.	0.	0.	0.
501-	600	0.	1195.	0.	520.	520.	0.	0.	0.	0.
601-	700	0.	0.	0.	0.	0.	0.	0.	0.	0.
701-	800	0.	0.	735.	0.	0.	0.	0.	0.	0.
801-	900	0.	0.	0.	0.	0.	0.	0.	0.	0.
901-	1000	0.	0.	0.	0.	0.	0.	0.	0.	0.
1001-	2000	0.	3654.	0.	0.	0.	0.	0.	0.	0.
2001-	3000	0.	2626.	0.	0.	0.	0.	0.	0.	0.
3001-	4000	0.	0.	0.	0.	0.	0.	0.	0.	0.
4001-	5000	0.	0.	0.	0.	0.	0.	0.	0.	0.
5001-	6000	0.	0.	0.	0.	0.	0.	0.	0.	0.
6001-	7000	0.	0.	0.	0.	0.	0.	0.	0.	0.
7001-	8000	0.	0.	0.	0.	0.	0.	0.	0.	0.
8001-	9000	0.	0.	0.	0.	0.	0.	0.	0.	0.
9001-	10000	0.	0.	0.	0.	0.	0.	0.	0.	0.
10001-	100000	0.	0.	0.	0.	0.	0.	0.	0.	0.
COLUMN TOTALS		1538.	14114.	7711.	4781.	2077.	486.	971.	308.	397.
CUMUL. TOTALS		0.	14114.	21825.	26606.	28683.	29169.	30140.	30448.	30845.

CG2-1

BOILER POPULATION DATA - COMMERCIAL INSTITUTIONAL BOILERS
BOILER CAPACITY BY BOILER LOAD FACTOR AND CAPACITY
ALL GAS-FIRED BOILERS

TABLE ENTRIES ARE TOTAL CAPACITY
WITHIN CAPACITY AND LOAD FACTOR RANGES

CAPACITY MBTU'S/HR	BOILER LOAD FACTORS 0.80-0.89	0.90-0.99	TOTAL <1.00	EQUAL 1.00	ABOVE 1.00	ROW TOTAL	CUMTOT <1.00	CUMTOT ALL
EQUAL 0	0.	0.	0.	0.	0.	0.	0.	0.
1- 10	0.	39.	1136.	0.	124.	1260.	1136.	1260.
11- 20	0.	53.	1359.	0.	31.	1390.	2495.	2650.
21- 30	80.	75.	1586.	0.	105.	1691.	4081.	4341.
31- 40	38.	0.	1356.	0.	192.	1548.	5437.	5889.
41- 50	0.	0.	789.	0.	0.	789.	6226.	6678.
51- 60	0.	0.	991.	0.	162.	1153.	7217.	7831.
61- 70	0.	0.	924.	0.	70.	994.	8141.	8825.
71- 80	0.	0.	1367.	0.	0.	1367.	9508.	10192.
81- 90	0.	0.	612.	0.	0.	612.	10120.	10804.
91- 100	0.	0.	1261.	0.	200.	1461.	11381.	12265.
101- 200	0.	0.	4937.	0.	480.	5417.	16318.	17682.
201- 300	0.	0.	3019.	0.	0.	3019.	19337.	20701.
301- 400	0.	0.	2363.	0.	0.	2363.	21700.	23064.
401- 500	0.	0.	1718.	0.	928.	2646.	23418.	25710.
501- 600	0.	0.	2235.	0.	0.	2235.	25653.	27945.
601- 700	0.	0.	0.	0.	0.	0.	25653.	27945.
701- 800	0.	0.	735.	0.	0.	735.	26388.	28680.
801- 900	0.	0.	0.	0.	0.	0.	26388.	28680.
901- 1000	0.	0.	0.	0.	0.	0.	26388.	28680.
1001- 2000	0.	0.	3654.	0.	0.	3654.	30042.	32334.
2001- 3000	0.	0.	2626.	0.	0.	2626.	32668.	34960.
3001- 4000	0.	0.	0.	0.	0.	0.	32668.	34960.
4001- 5000	0.	0.	0.	0.	0.	0.	32668.	34960.
5001- 6000	0.	0.	0.	0.	0.	0.	32668.	34960.
6001- 7000	0.	0.	0.	0.	0.	0.	32668.	34960.
7001- 8000	0.	0.	0.	0.	0.	0.	32668.	34960.
8001- 9000	0.	0.	0.	0.	0.	0.	32668.	34960.
9001- 10000	0.	0.	0.	0.	0.	0.	32668.	34960.
10001-100000	0.	0.	0.	0.	0.	0.	32668.	34960.
COLUMN TOTALS	118.	167.	32668.	0.	2292.	34960.		
CUMUL. TOTALS	30963.	31130.	31130.	31130.	33422.			

ALL GAS-FIRED BOILERS

TABLE ENTRIES ARE TOTAL CAPACITY
WITHIN CAPACITY AND LOAD FACTOR RANGES

CAPACITY MBTU'S/HR		PLANT LOAD FACTORS EQUAL 0.00	0.01- 0.09	0.10- 0.19	0.20- 0.29	0.30- 0.39	0.40- 0.49	0.50- 0.59	0.60- 0.69	0.70- 0.79
EQUAL	0	0.	0.	0.	0.	0.	0.	0.	0.	0.
1-	10	44.	112.	173.	136.	42.	22.	36.	11.	32.
11-	20	39.	239.	83.	77.	43.	95.	70.	49.	31.
21-	30	0.	124.	204.	64.	28.	84.	25.	51.	0.
31-	40	76.	146.	311.	141.	71.	0.	34.	0.	40.
41-	50	0.	87.	177.	328.	46.	50.	97.	0.	0.
51-	60	0.	176.	165.	172.	0.	0.	60.	60.	0.
61-	70	0.	198.	338.	62.	70.	0.	66.	0.	0.
71-	80	158.	76.	379.	76.	0.	0.	0.	80.	0.
81-	90	0.	84.	246.	177.	90.	88.	88.	0.	0.
91-	100	0.	190.	186.	295.	0.	0.	0.	0.	0.
101-	200	806.	1638.	889.	763.	319.	237.	389.	0.	195.
201-	300	238.	555.	1370.	830.	525.	0.	0.	0.	0.
301-	400	0.	1008.	360.	0.	310.	0.	0.	0.	0.
401-	500	0.	856.	1787.	450.	485.	0.	0.	0.	0.
501-	600	0.	600.	0.	0.	0.	0.	0.	0.	0.
601-	700	0.	0.	0.	630.	0.	0.	0.	0.	0.
701-	800	0.	0.	735.	703.	734.	0.	0.	0.	0.
801-	900	0.	0.	0.	0.	0.	0.	0.	0.	0.
901-	1000	0.	0.	0.	0.	0.	0.	0.	0.	0.
1001-	2000	0.	5108.	0.	0.	0.	0.	0.	0.	0.
2001-	3000	0.	2639.	0.	0.	0.	0.	0.	0.	0.
3001-	4000	0.	0.	0.	0.	0.	0.	0.	0.	0.
4001-	5000	0.	0.	0.	0.	0.	0.	0.	0.	0.
5001-	6000	0.	0.	0.	0.	0.	0.	0.	0.	0.
6001-	7000	0.	0.	0.	0.	0.	0.	0.	0.	0.
7001-	8000	0.	0.	0.	0.	0.	0.	0.	0.	0.
8001-	9000	0.	0.	0.	0.	0.	0.	0.	0.	0.
9001-	10000	0.	0.	0.	0.	0.	0.	0.	0.	0.
10001-	20000	0.	0.	0.	0.	0.	0.	0.	0.	0.
20001-	30000	0.	0.	0.	0.	0.	0.	0.	0.	0.
30001-	40000	0.	0.	0.	0.	0.	0.	0.	0.	0.
40001-	50000	0.	0.	0.	0.	0.	0.	0.	0.	0.
50001-	100000	0.	0.	0.	0.	0.	0.	0.	0.	0.
COLUMN TOTALS		1361.	13836.	7403.	4904.	2763.	576.	865.	251.	298.
CUMUL. TOTALS		0.	13836.	21239.	26143.	28906.	29482.	30347.	30598.	30896.

BOILER POPULATION DATA - COMMERCIAL INSTITUTIONAL BOILERS
PLANT CAPACITY BY PLANT LOAD FACTOR AND CAPACITY
ALL GAS-FIRED BOILERS

TABLE ENTRIES ARE TOTAL CAPACITY
WITHIN CAPACITY AND LOAD FACTOR RANGES

CAPACITY MBTU'S/HR	PLANT LOAD FACTORS 0.80-0.89	0.90-0.99	TOTAL <1.00	EQUAL 1.00	ABOVE 1.00	ROW TOTAL	CUMTOT <1.00	CUMTOT ALL
EQUAL 0	0.	0.	0.	0.	0.	0.	0.	0.
1- 10	0.	38.	646.	0.	86.	732.	646.	732.
11- 20	0.	14.	740.	0.	27.	767.	1386.	1499.
21- 30	53.	75.	708.	0.	55.	763.	2094.	2262.
31- 40	0.	0.	819.	0.	0.	819.	2913.	3081.
41- 50	0.	0.	785.	0.	50.	835.	3698.	3916.
51- 60	0.	0.	633.	0.	51.	684.	4331.	4600.
61- 70	0.	0.	734.	0.	0.	734.	5065.	5334.
71- 80	0.	0.	769.	0.	0.	769.	5834.	6103.
81- 90	0.	0.	773.	0.	0.	773.	6607.	6876.
91- 100	94.	0.	765.	0.	91.	856.	7372.	7732.
101- 200	0.	116.	5352.	0.	642.	5994.	12724.	13726.
201- 300	0.	0.	3518.	0.	0.	3518.	16242.	17244.
301- 400	0.	0.	1678.	0.	360.	2038.	17920.	19282.
401- 500	0.	0.	3578.	0.	0.	3578.	21498.	22860.
501- 600	0.	0.	600.	0.	0.	600.	22098.	23460.
601- 700	0.	0.	630.	0.	0.	630.	22728.	24090.
701- 800	0.	0.	2172.	0.	0.	2172.	24900.	26262.
801- 900	0.	0.	0.	0.	0.	0.	24900.	26262.
901- 1000	0.	0.	0.	0.	951.	951.	24900.	27213.
1001- 2000	0.	0.	5108.	0.	0.	5108.	30008.	32321.
2001- 3000	0.	0.	2639.	0.	0.	2639.	32647.	34950.
3001- 4000	0.	0.	0.	0.	0.	0.	32647.	34960.
4001- 5000	0.	0.	0.	0.	0.	0.	32647.	34960.
5001- 6000	0.	0.	0.	0.	0.	0.	32647.	34960.
6001- 7000	0.	0.	0.	0.	0.	0.	32647.	34960.
7001- 8000	0.	0.	0.	0.	0.	0.	32647.	34960.
8001- 9000	0.	0.	0.	0.	0.	0.	32647.	34960.
9001- 10000	0.	0.	0.	0.	0.	0.	32647.	34960.
10001- 20000	0.	0.	0.	0.	0.	0.	32647.	34960.
20001- 30000	0.	0.	0.	0.	0.	0.	32647.	34960.
30001- 40000	0.	0.	0.	0.	0.	0.	32647.	34960.
40001- 50000	0.	0.	0.	0.	0.	0.	32647.	34960.
50001-100000	0.	0.	0.	0.	0.	0.	32647.	34960.
COLUMN TOTALS	147.	243.	32647.	0.	2313.	34960.		
CUMUL. TOTALS	31043.	31286.	31286.	31286.	33599.			

CG2-4

X--INDIVIDUAL BOILERS
*--PLANTS

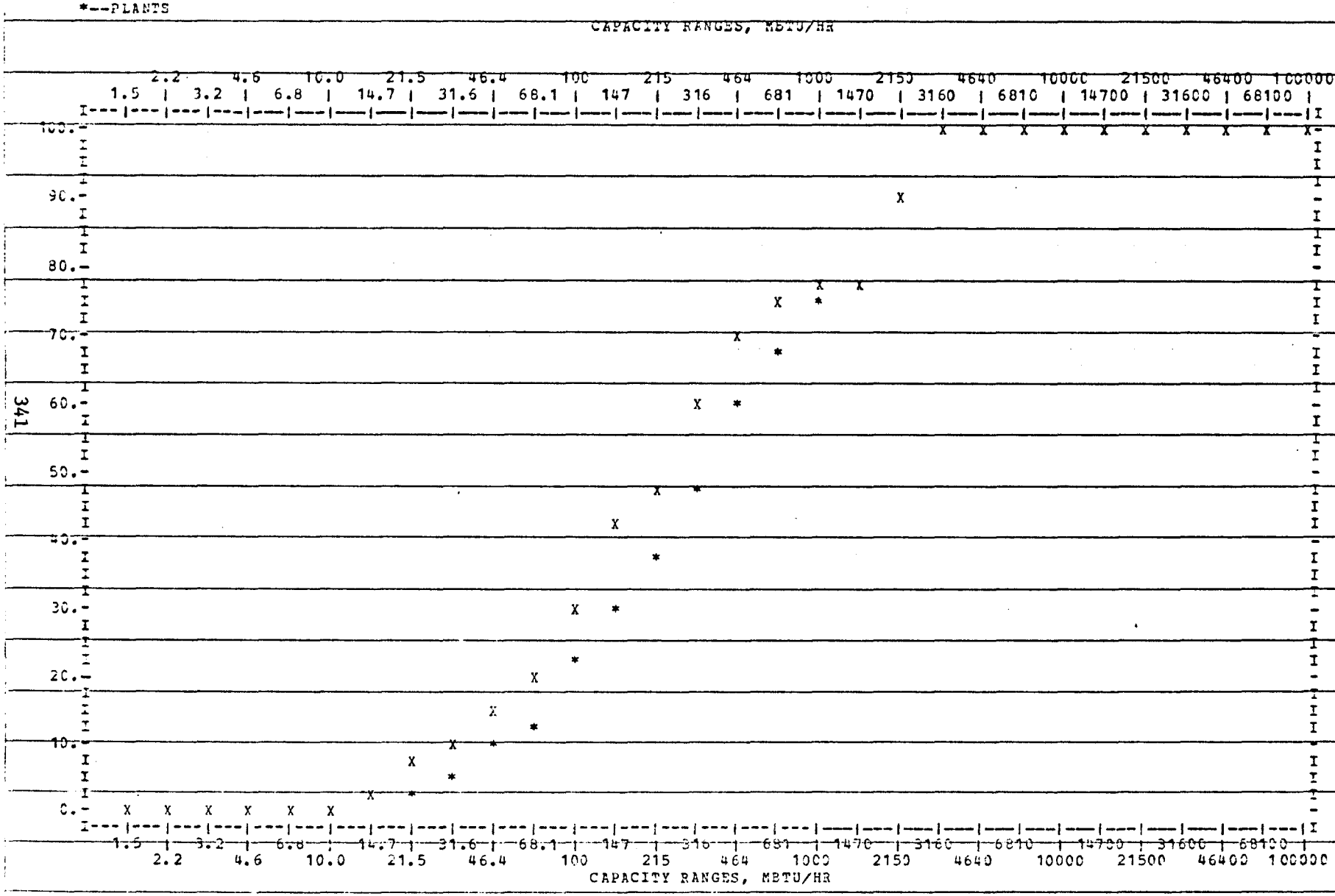

BOILER CAPACITIES (ALL DATA) = 34960. BOILER CAPACITIES (RELIABLE DATA) = 31130.
PLANT CAPACITIES (ALL DATA) = 34960. PLANT CAPACITIES (RELIABLE DATA) = 31296.

BOILER POPULATION DATA - COMMERCIAL INSTITUTIONAL BOILERS
ALL GAS-FIRED BOILERS
LOAD FACTORS

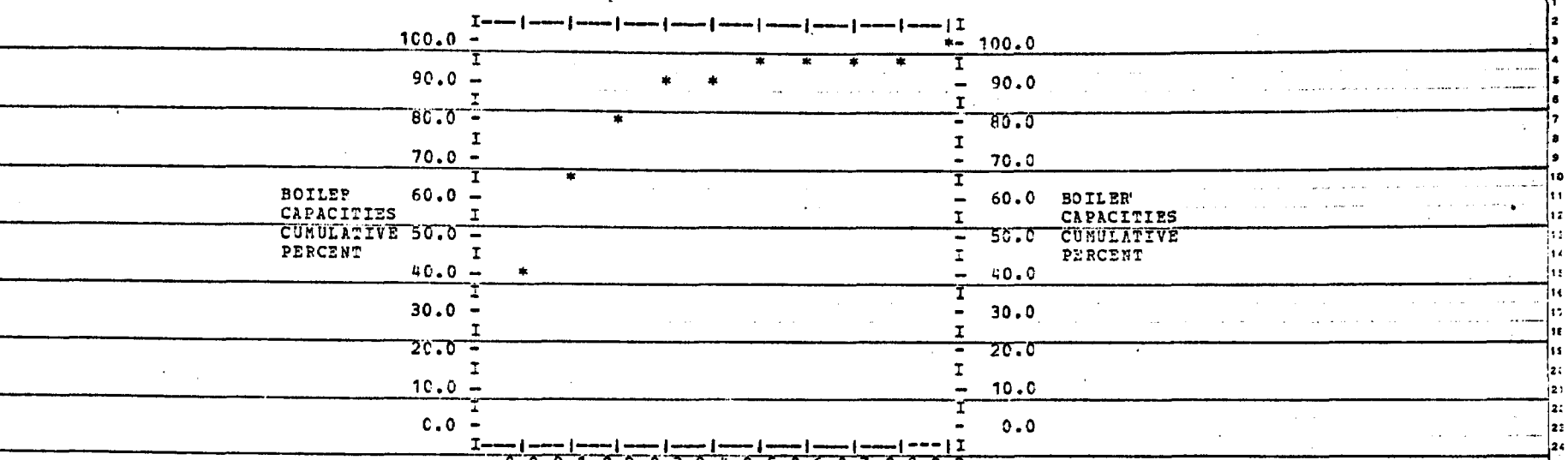

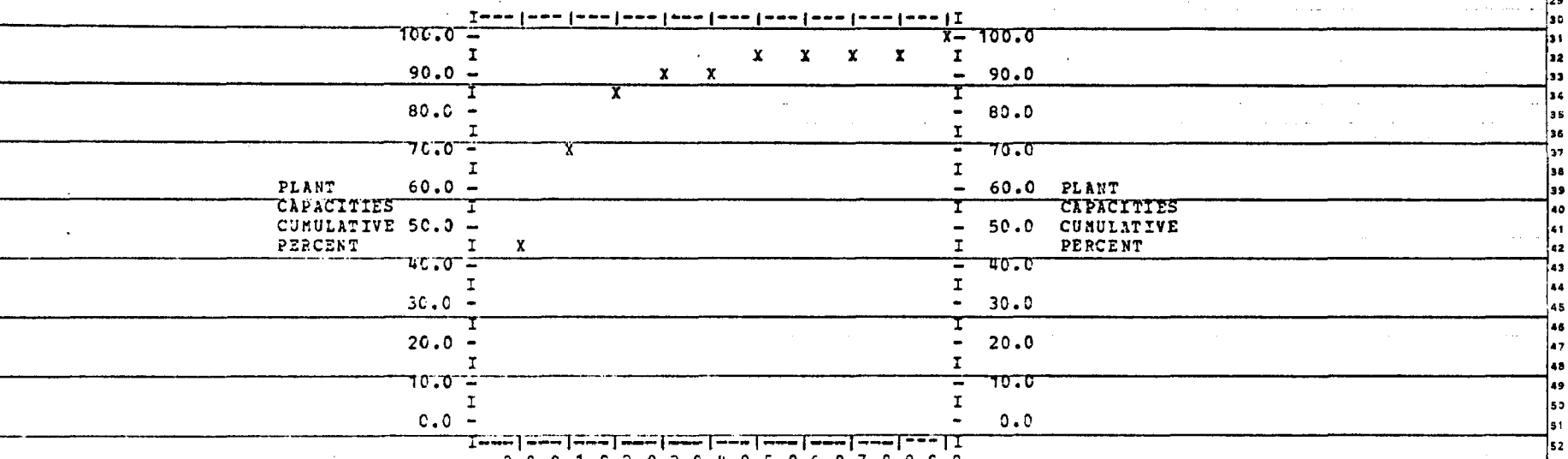

BOILER CAPACITIES (ALL DATA) = 34960. BOILER CAPACITIES (RELIABLE DATA) = 31130.
PLANT CAPACITIES (ALL DATA) = 34960. PLANT CAPACITIES (RELIABLE DATA) = 31286.

CG2-6

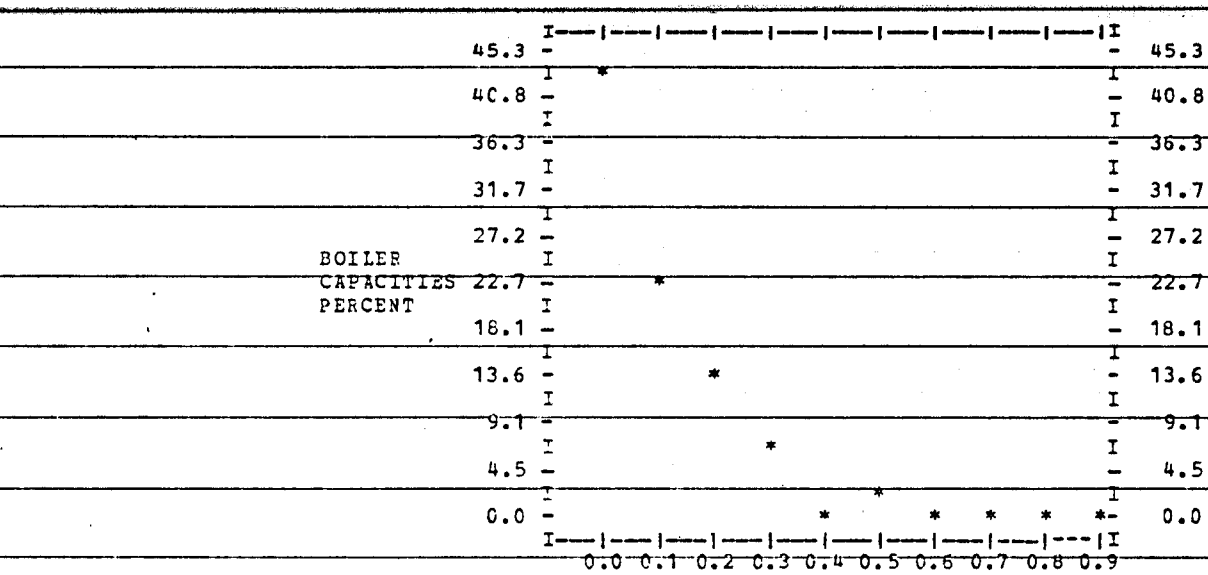

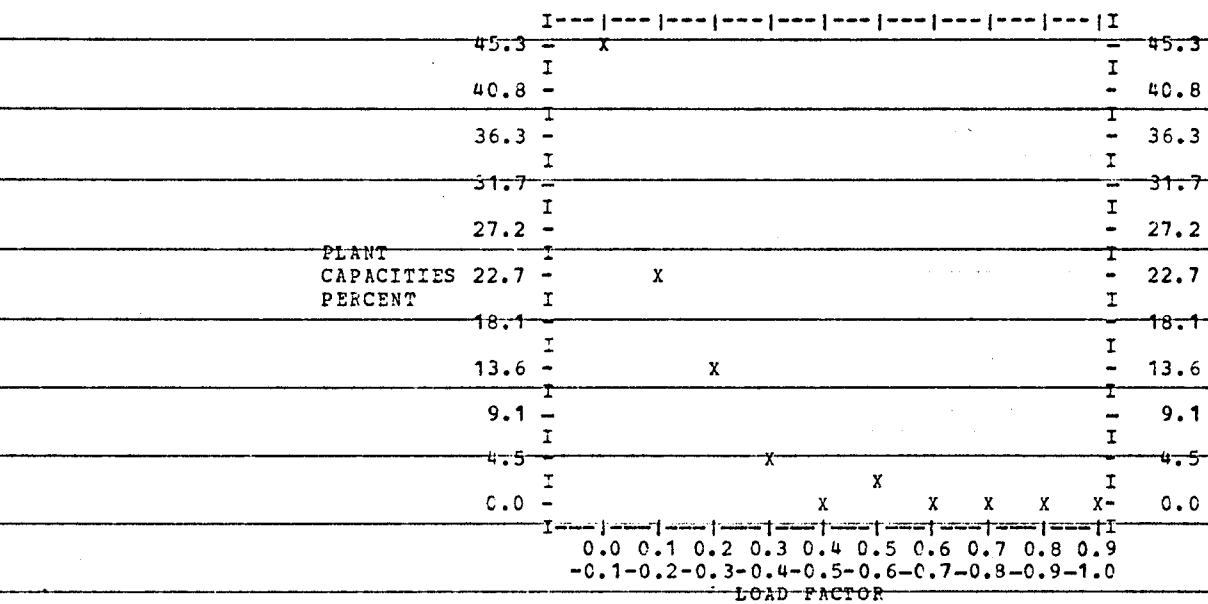

BOILER CAPACITIES (ALL DATA) = 34960. BOILER CAPACITIES (RELIABLE DATA) = 31130.
PLANT CAPACITIES (ALL DATA) = 34960. PLANT CAPACITIES (RELIABLE DATA) = 31286.

CG2-7

TABLE ENTRIES ARE NUMBER OF BOILERS
WITHIN CAPACITY AND FUEL SULFUR CONTENT RANGES

BOILER FUEL SULFUR CONTENT (WEIGHT PERCENT, EQUIVALENT BTU BASIS)

CAPACITY MBTU'S/HR	EQUAL 0.	>0. -.2	>.2 -.3	>.3 -.4	>.4 -.6	>.6 -.8	>.8 -1.0	>1.0 -1.2	>1.2 -1.5
EQUAL 0	161	5	0	0	0	0	0	0	0
1- 10	346	2	0	0	0	1	0	0	0
11- 20	86	3	0	0	0	0	0	0	0
21- 30	62	3	0	0	0	0	0	0	0
31- 40	37	5	0	0	0	0	0	0	0
41- 50	17	0	0	0	0	0	0	0	0
51- 60	20	0	0	0	0	0	0	0	0
61- 70	15	0	0	0	0	0	0	0	0
71- 80	15	2	0	0	0	0	0	0	0
81- 90	7	0	0	0	0	0	0	0	0
91- 100	11	4	0	0	0	0	0	0	0
101- 200	40	0	0	0	0	0	0	0	0
201- 300	11	0	0	0	0	0	0	0	0
301- 400	7	0	0	0	0	0	0	0	0
401- 500	6	0	0	0	0	0	0	0	0
501- 600	4	0	0	0	0	0	0	0	0
601- 700	0	0	0	0	0	0	0	0	0
701- 800	1	0	0	0	0	0	0	0	0
801- 900	0	0	0	0	0	0	0	0	0
901- 1000	0	0	0	0	0	0	0	0	0
1001- 2000	2	0	0	0	0	0	0	0	0
2001- 3000	1	0	0	0	0	0	0	0	0
3001- 4000	0	0	0	0	0	0	0	0	0
4001- 5000	0	0	0	0	0	0	0	0	0
5001- 6000	0	0	0	0	0	0	0	0	0
6001- 7000	0	0	0	0	0	0	0	0	0
7001- 8000	0	0	0	0	0	0	0	0	0
8001- 9000	0	0	0	0	0	0	0	0	0
9001- 10000	0	0	0	0	0	0	0	0	0
10001-100000	0	0	0	0	0	0	0	0	0
COLUMN TOTALS	849	24	0	0	0	1	0	0	0
CUMUL. TOTALS	849	873	873	873	873	874	874	874	874

BOILER POPULATION DATA - COMMERCIAL-INSTITUTIONAL BOILERS
BOILER CAPACITY BY BOILER FUEL SULFUR CONTENT
ALL GAS-FIRED BOILERS

TABLE ENTRIES ARE NUMBER OF BOILERS
WITHIN CAPACITY AND FUEL SULFUR CONTENT RANGES

BOILER FUEL SULFUR CONTENT (WEIGHT PERCENT, EQUIVALENT BTU BASIS)

CAPACITY MBTU'S/HR	>1.5 -2.0	>2.0 -2.5	>2.5 -3.0	>3.0 -3.5	>3.5 -4.0	>4.0 -5.0	>5.0	ROW TOTAL	CUMTOT ALL
EQUAL 0	0	0	0	0	0	0	0	166	166
1- 10	0	0	0	0	0	0	0	349	515
11- 20	0	0	0	0	0	0	0	89	604
21- 30	0	0	0	0	0	0	0	65	669
31- 40	0	0	0	0	0	0	0	42	711
41- 50	0	0	0	0	0	0	0	17	728
51- 60	0	0	0	0	0	0	0	20	748
61- 70	0	0	0	0	0	0	0	15	763
71- 80	1	0	0	0	0	0	0	18	781
81- 90	0	0	0	0	0	0	0	7	788
91- 100	0	0	0	0	0	0	0	15	803
101- 200	0	0	0	0	0	0	0	40	843
201- 300	0	0	0	0	0	0	0	11	854
301- 400	0	0	0	0	0	0	0	7	861
401- 500	0	0	0	0	0	0	0	6	867
501- 600	0	0	0	0	0	0	0	4	871
601- 700	0	0	0	0	0	0	0	0	871
701- 800	0	0	0	0	0	0	0	1	872
801- 900	0	0	0	0	0	0	0	0	872
901- 1000	0	0	0	0	0	0	0	0	872
1001- 2000	0	0	0	0	0	0	0	2	874
2001- 3000	0	0	0	0	0	0	0	1	875
3001- 4000	0	0	0	0	0	0	0	0	875
4001- 5000	0	0	0	0	0	0	0	0	875
5001- 6000	0	0	0	0	0	0	0	0	875
6001- 7000	0	0	0	0	0	0	0	0	875
7001- 8000	0	0	0	0	0	0	0	0	875
8001- 9000	0	0	0	0	0	0	0	0	875
9001- 10000	0	0	0	0	0	0	0	0	875
10001-100000	0	0	0	0	0	0	0	0	875
COLUMN TOTALS	1	0	0	0	0	0	0	875	
CUMUL. TOTALS	875	875	875	875	875	875	875		

TABLE ENTRIES ARE NUMBER OF PLANTS
WITHIN CAPACITY AND FUEL SULFUR CONTENT RANGES

PLANT FUEL SULFUR CONTENT (WEIGHT PERCENT, EQUIVALENT BTU BASIS)

CAPACITY MBTU'S/HR	EQUAL 0.	>0. -.2	>.2 -.3	>.3 -.4	>.4 -.6	>.6 -.8	>.8 -1.0	>1.0 -1.2	>1.2 -1.5
EQUAL 0	94	1	0	0	0	0	0	0	0
1- 10	225	1	0	0	0	1	0	0	0
11- 20	48	3	0	0	0	0	0	0	0
21- 30	28	2	0	0	0	0	0	0	0
31- 40	23	0	0	0	0	0	0	0	0
41- 50	18	0	0	0	0	0	0	0	0
51- 60	12	0	0	0	0	0	0	0	0
61- 70	11	0	0	0	0	0	0	0	0
71- 80	9	0	0	0	0	0	0	0	0
81- 90	9	0	0	0	0	0	0	0	0
91- 100	9	0	0	0	0	0	0	0	0
101- 200	41	1	0	0	0	0	0	0	0
201- 300	12	1	0	0	0	0	0	0	0
301- 400	5	1	0	0	0	0	0	0	0
401- 500	8	0	0	0	0	0	0	0	0
501- 600	1	0	0	0	0	0	0	0	0
601- 700	1	0	0	0	0	0	0	0	0
701- 800	3	0	0	0	0	0	0	0	0
801- 900	0	0	0	0	0	0	0	0	0
901- 1000	1	0	0	0	0	0	0	0	0
1001- 2000	3	0	0	0	0	0	0	0	0
2001- 3000	1	0	0	0	0	0	0	0	0
3001- 4000	0	0	0	0	0	0	0	0	0
4001- 5000	0	0	0	0	0	0	0	0	0
5001- 6000	0	0	0	0	0	0	0	0	0
6001- 7000	0	0	0	0	0	0	0	0	0
7001- 8000	0	0	0	0	0	0	0	0	0
8001- 9000	0	0	0	0	0	0	0	0	0
9001- 10000	0	0	0	0	0	0	0	0	0
10001- 20000	0	0	0	0	0	0	0	0	0
20001- 30000	0	0	0	0	0	0	0	0	0
30001- 40000	0	0	0	0	0	0	0	0	0
40001- 50000	0	0	0	0	0	0	0	0	0
50001-100000	0	0	0	0	0	0	0	0	0
COLUMN TOTALS	562	10	0	0	0	1	0	0	0
CUMUL. TOTALS	562	572	572	572	572	573	573	573	573

BOILER POPULATION DATA - COMMERCIAL-INSTITUTIONAL BOILERS
PLANT CAPACITY BY PLANT FUEL SULFUR CONTENT
ALL GAS-FIRED BOILERS

TABLE ENTRIES ARE NUMBER OF PLANTS
WITHIN CAPACITY AND FUEL SULFUR CONTENT RANGES

PLANT FUEL SULFUR CONTENT (WEIGHT PERCENT, EQUIVALENT BTU BASIS)

CAPACITY MBTU'S/HR	>1.5 -2.0	>2.0 -2.5	>2.5 -3.0	>3.0 -3.5	>3.5 -4.0	>4.0 -5.0	>5.0	ROW TOTAL	CUMTOT ALL
EQUAL 0	0	0	0	0	0	0	0	95	95
1- 10	0	0	0	0	0	0	0	227	322
11- 20	0	0	0	0	0	0	0	51	373
21- 30	0	0	0	0	0	0	0	30	403
31- 40	0	0	0	0	0	0	0	23	426
41- 50	0	0	0	0	0	0	0	18	444
51- 60	0	0	0	0	0	0	0	12	456
61- 70	0	0	0	0	0	0	0	11	467
71- 80	1	0	0	0	0	0	0	10	477
81- 90	0	0	0	0	0	0	0	9	486
91- 100	0	0	0	0	0	0	0	9	495
101- 200	0	0	0	0	0	0	0	42	537
201- 300	0	0	0	0	0	0	0	13	550
301- 400	0	0	0	0	0	0	0	6	556
401- 500	0	0	0	0	0	0	0	8	564
501- 600	0	0	0	0	0	0	0	1	565
601- 700	0	0	0	0	0	0	0	1	566
701- 800	0	0	0	0	0	0	0	3	569
801- 900	0	0	0	0	0	0	0	0	569
901- 1000	0	0	0	0	0	0	0	1	570
1001- 2000	0	0	0	0	0	0	0	3	573
2001- 3000	0	0	0	0	0	0	0	1	574
3001- 4000	0	0	0	0	0	0	0	0	574
4001- 5000	0	0	0	0	0	0	0	0	574
5001- 6000	0	0	0	0	0	0	0	0	574
6001- 7000	0	0	0	0	0	0	0	0	574
7001- 8000	0	0	0	0	0	0	0	0	574
8001- 9000	0	0	0	0	0	0	0	0	574
9001- 10000	0	0	0	0	0	0	0	0	574
10001- 20000	0	0	0	0	0	0	0	0	574
20001- 30000	0	0	0	0	0	0	0	0	574
30001- 40000	0	0	0	0	0	0	0	0	574
40001- 50000	0	0	0	0	0	0	0	0	574
50001-100000	0	0	0	0	0	0	0	0	574
COLUMN TOTALS	1	0	0	0	0	0	0	574	
CUMUL. TOTALS	574	574	574	574	574	574	574		

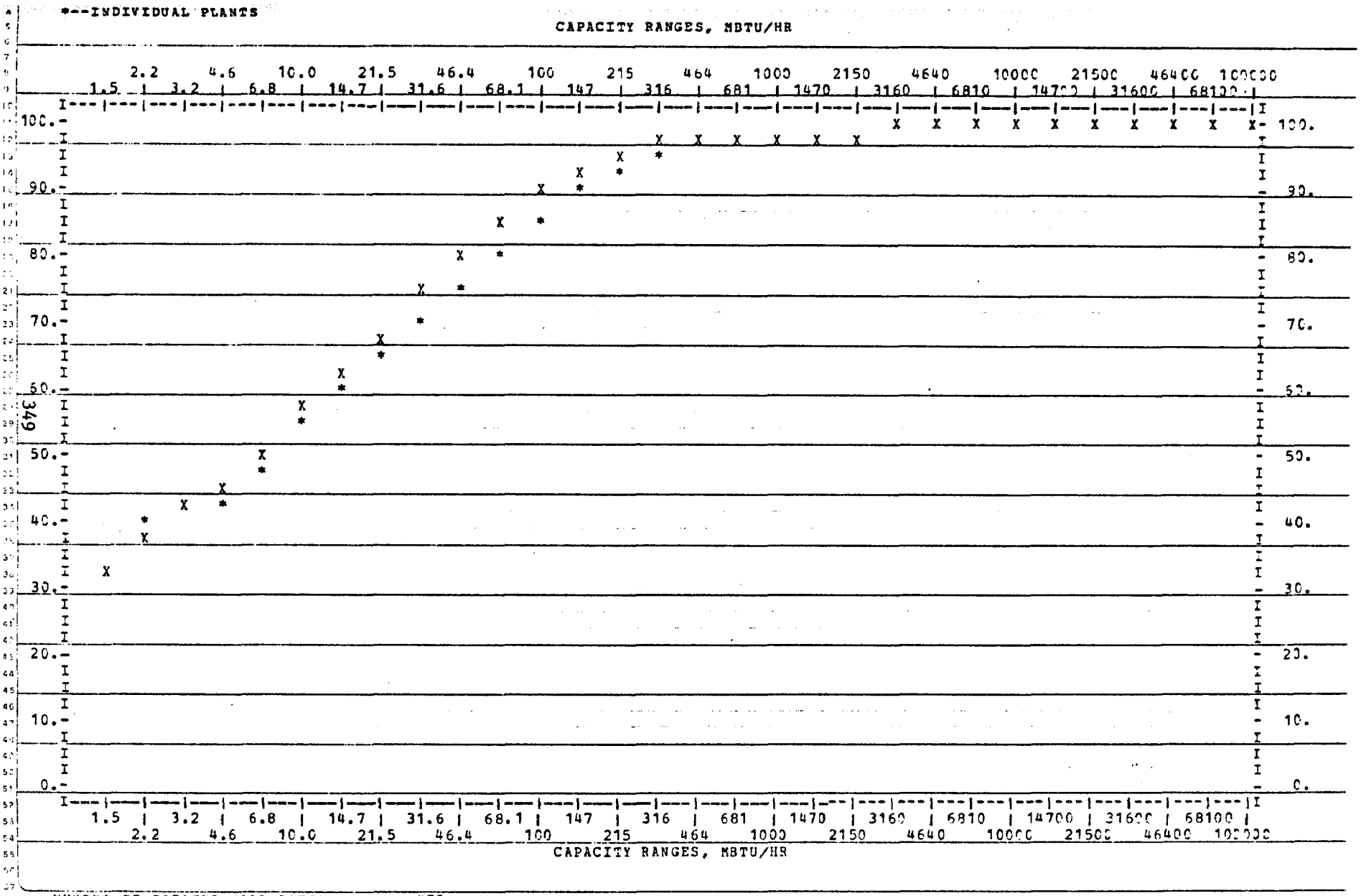

NUMBER OF BOILERS (ALL DATA) = 875
NUMBER OF PLANTS (ALL DATA) = 574

CG3-5

BOILER POPULATION DATA - COMMERCIAL-INSTITUTIONAL BOILERS
ALL GAS-FIRED BOILERS
FUEL SULFUR CONTENTS



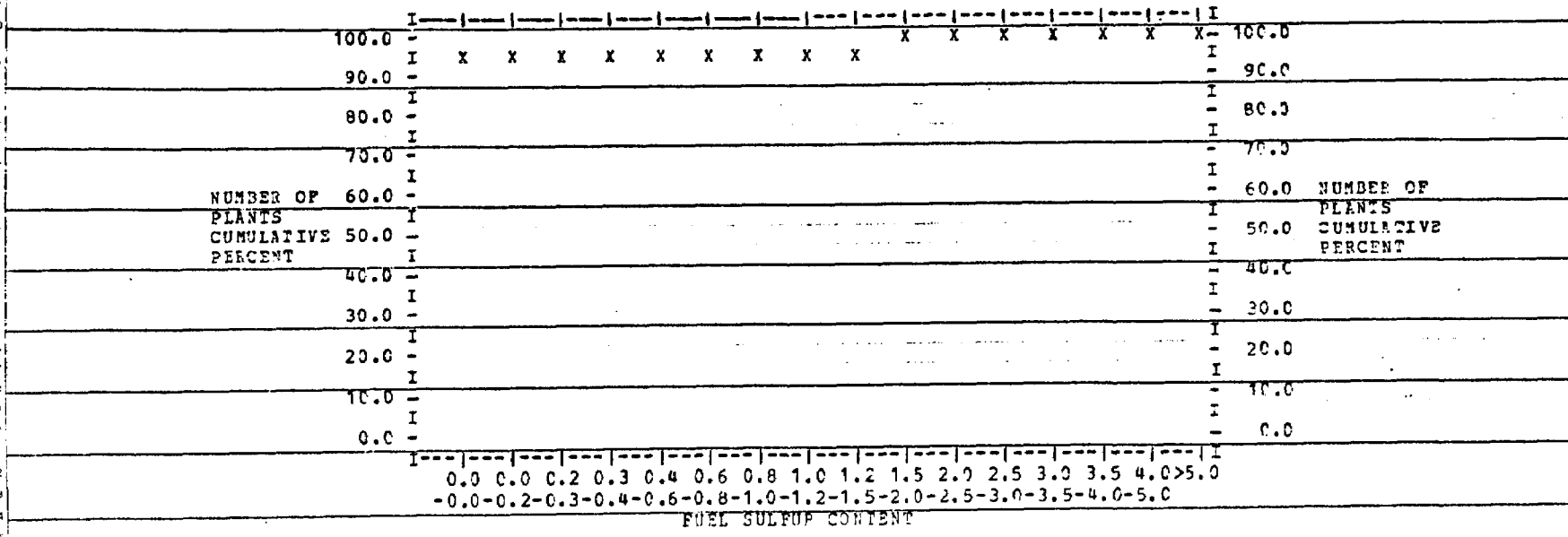

NUMBER OF BOILERS (ALL DATA) = 875
NUMBER OF PLANTS (ALL DATA) = 574

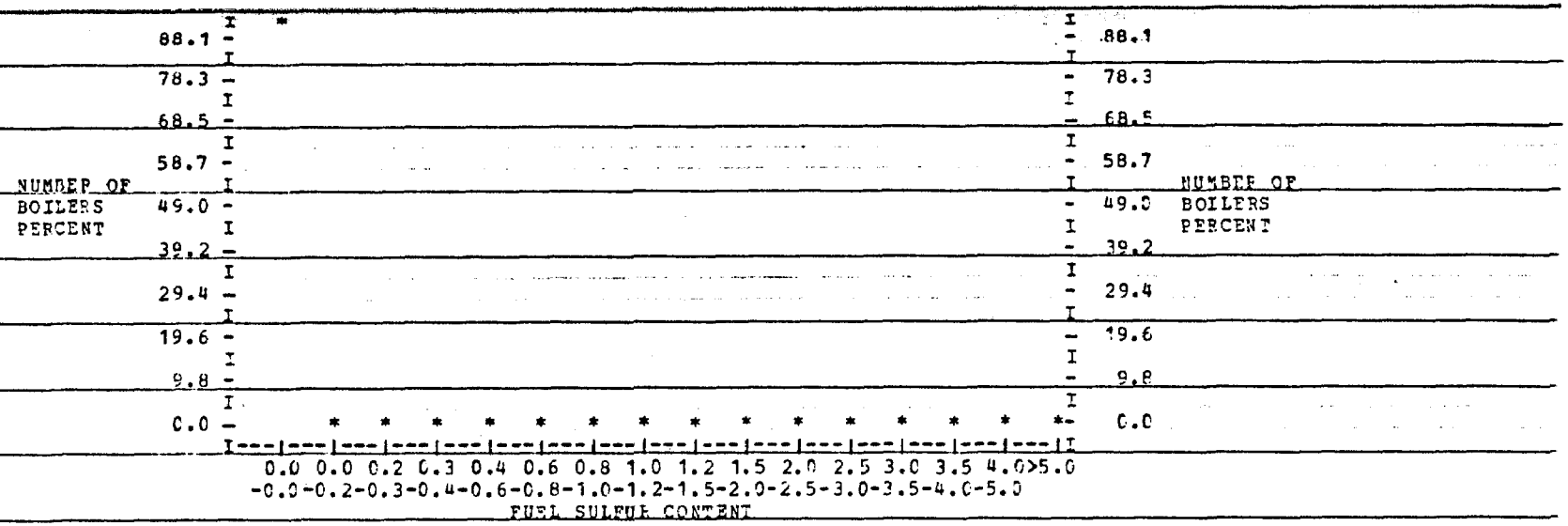

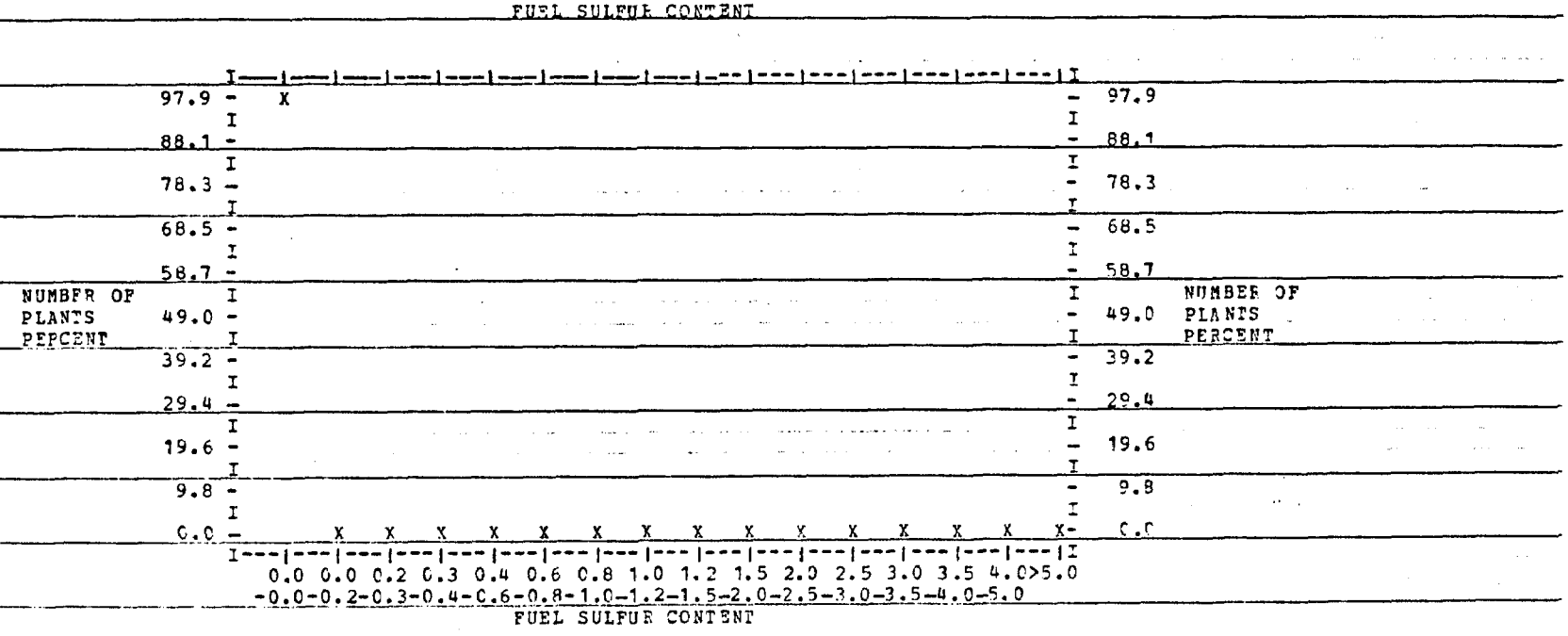

NUMBER OF BOILERS (ALL DATA) = 875
NUMBER OF PLANTS (ALL DATA) = 574

TABLE ENTRIES ARE TOTAL CAPACITY
WITHIN CAPACITY AND FUEL SULFUR CONTENT RANGES

BOILER FUEL SULFUR CONTENT (WEIGHT PERCENT, EQUIVALENT BTU BASIS)

CAPACITY MBTU'S/HR	EQUAL 0.	>0. -.2	>.2 -.3	>.3 -.4	>.4 -.6	>.6 -.8	>.8 -1.0	>1.0 -1.2	>1.2 -1.5
EQUAL 0	0.	0.	0.	0.	0.	0.	0.	0.	0.
1- 10	1247.	11.	0.	0.	0.	2.	0.	0.	0.
11- 20	1349.	41.	0.	0.	0.	0.	0.	0.	0.
21- 30	1608.	83.	0.	0.	0.	0.	0.	0.	0.
31- 40	1348.	200.	0.	0.	0.	0.	0.	0.	0.
41- 50	789.	0.	0.	0.	0.	0.	0.	0.	0.
51- 60	1153.	0.	0.	0.	0.	0.	0.	0.	0.
61- 70	994.	0.	0.	0.	0.	0.	0.	0.	0.
71- 80	1141.	150.	0.	0.	0.	0.	0.	0.	0.
81- 90	612.	0.	0.	0.	0.	0.	0.	0.	0.
91- 100	1061.	400.	0.	0.	0.	0.	0.	0.	0.
101- 200	5417.	0.	0.	0.	0.	0.	0.	0.	0.
201- 300	3019.	0.	0.	0.	0.	0.	0.	0.	0.
301- 400	2363.	0.	0.	0.	0.	0.	0.	0.	0.
401- 500	2646.	0.	0.	0.	0.	0.	0.	0.	0.
501- 600	2235.	0.	0.	0.	0.	0.	0.	0.	0.
601- 700	0.	0.	0.	0.	0.	0.	0.	0.	0.
701- 800	735.	0.	0.	0.	0.	0.	0.	0.	0.
801- 900	0.	0.	0.	0.	0.	0.	0.	0.	0.
901- 1000	0.	0.	0.	0.	0.	0.	0.	0.	0.
1001- 2000	3654.	0.	0.	0.	0.	0.	0.	0.	0.
2001- 3000	2626.	0.	0.	0.	0.	0.	0.	0.	0.
3001- 4000	0.	0.	0.	0.	0.	0.	0.	0.	0.
4001- 5000	0.	0.	0.	0.	0.	0.	0.	0.	0.
5001- 6000	0.	0.	0.	0.	0.	0.	0.	0.	0.
6001- 7000	0.	0.	0.	0.	0.	0.	0.	0.	0.
7001- 8000	0.	0.	0.	0.	0.	0.	0.	0.	0.
8001- 9000	0.	0.	0.	0.	0.	0.	0.	0.	0.
9001- 10000	0.	0.	0.	0.	0.	0.	0.	0.	0.
10001-100000	0.	0.	0.	0.	0.	0.	0.	0.	0.
COLUMN TOTALS	33997.	885.	0.	0.	0.	2.	0.	0.	0.
CUMUL. TOTALS	33997.	34882.	34882.	34882.	34882.	34884.	34884.	34884.	34884.

BOILER POPULATION DATA - COMMERCIAL-INSTITUTIONAL BOILERS
BOILER CAPACITY BY BOILER FUEL SULFUR CONTENT AND CAPACITY
ALL GAS-FIRED BOILERS

TABLE ENTRIES ARE TOTAL CAPACITY
WITHIN CAPACITY AND FUEL SULFUR CONTENT RANGES

BOILER FUEL SULFUR CONTENT (WEIGHT PERCENT, EQUIVALENT BTU BASIS)

CAPACITY MBTU'S/HR	>1.5 -2.0	>2.0 -2.5	>2.5 -3.0	>3.0 -3.5	>3.5 -4.0	>4.0 -5.0	>5.0	POW TOTAL	CUMTOT ALL
EQUAL 0	0.	0.	0.	0.	0.	0.	0.	0.	0.
1- 10	0.	0.	0.	0.	0.	0.	0.	1260.	1260.
11- 20	0.	0.	0.	0.	0.	0.	0.	1390.	2650.
21- 30	0.	0.	0.	0.	0.	0.	0.	1691.	4341.
31- 40	0.	0.	0.	0.	0.	0.	0.	1548.	5889.
41- 50	0.	0.	0.	0.	0.	0.	0.	789.	6678.
51- 60	0.	0.	0.	0.	0.	0.	0.	1153.	7831.
61- 70	0.	0.	0.	0.	0.	0.	0.	994.	8825.
71- 80	76.	0.	0.	0.	0.	0.	0.	1367.	10192.
81- 90	0.	0.	0.	0.	0.	0.	0.	612.	10804.
91- 100	0.	0.	0.	0.	0.	0.	0.	1461.	12265.
101- 200	0.	0.	0.	0.	0.	0.	0.	5417.	17682.
201- 300	0.	0.	0.	0.	0.	0.	0.	3019.	20701.
301- 400	0.	0.	0.	0.	0.	0.	0.	2363.	23064.
401- 500	0.	0.	0.	0.	0.	0.	0.	2646.	25710.
501- 600	0.	0.	0.	0.	0.	0.	0.	2235.	27945.
601- 700	0.	0.	0.	0.	0.	0.	0.	0.	27945.
701- 800	0.	0.	0.	0.	0.	0.	0.	735.	28680.
801- 900	0.	0.	0.	0.	0.	0.	0.	0.	28680.
901- 1000	0.	0.	0.	0.	0.	0.	0.	0.	28680.
1001- 2000	0.	0.	0.	0.	0.	0.	0.	3654.	32334.
2001- 3000	0.	0.	0.	0.	0.	0.	0.	2626.	34960.
3001- 4000	0.	0.	0.	0.	0.	0.	0.	0.	34960.
4001- 5000	0.	0.	0.	0.	0.	0.	0.	0.	34960.
5001- 6000	0.	0.	0.	0.	0.	0.	0.	0.	34960.
6001- 7000	0.	0.	0.	0.	0.	0.	0.	0.	34960.
7001- 8000	0.	0.	0.	0.	0.	0.	0.	0.	34960.
8001- 9000	0.	0.	0.	0.	0.	0.	0.	0.	34960.
9001- 10000	0.	0.	0.	0.	0.	0.	0.	0.	34960.
10001-100000	0.	0.	0.	0.	0.	0.	0.	0.	34960.
COLUMN TOTALS	76.	0.	0.	0.	0.	0.	0.	34960.	
CUMUL. TOTALS	34960.	34960.	34960.	34960.	34960.	34960.	34960.		

TABLE ENTRIES ARE TOTAL CAPACITY
WITHIN CAPACITY AND FUEL SULFUR CONTENT RANGES

PLANT FUEL SULFUR CONTENT (WEIGHT PERCENT, EQUIVALENT BTU BASIS)

CAPACITY MBTU'S/HR	EQUAL 0.	>0. -.2	>.2 -.3	>.3 -.4	>.4 -.6	>.6 -.8	>.8 -1.0	>1.0 -1.2	>1.2 -1.5
EQUAL 0	0.	0.	0.	0.	0.	0.	0.	0.	0.
1- 10	729.	1.	0.	0.	0.	2.	0.	0.	0.
11- 20	726.	41.	0.	0.	0.	0.	0.	0.	0.
21- 30	710.	53.	0.	0.	0.	0.	0.	0.	0.
31- 40	819.	0.	0.	0.	0.	0.	0.	0.	0.
41- 50	835.	0.	0.	0.	0.	0.	0.	0.	0.
51- 60	684.	0.	0.	0.	0.	0.	0.	0.	0.
61- 70	734.	0.	0.	0.	0.	0.	0.	0.	0.
71- 80	693.	0.	0.	0.	0.	0.	0.	0.	0.
81- 90	773.	0.	0.	0.	0.	0.	0.	0.	0.
91- 100	856.	0.	0.	0.	0.	0.	0.	0.	0.
101- 200	5844.	150.	0.	0.	0.	0.	0.	0.	0.
201- 300	3238.	280.	0.	0.	0.	0.	0.	0.	0.
301- 400	1678.	360.	0.	0.	0.	0.	0.	0.	0.
401- 500	3578.	0.	0.	0.	0.	0.	0.	0.	0.
501- 600	600.	0.	0.	0.	0.	0.	0.	0.	0.
601- 700	630.	0.	0.	0.	0.	0.	0.	0.	0.
701- 800	2172.	0.	0.	0.	0.	0.	0.	0.	0.
801- 900	0.	0.	0.	0.	0.	0.	0.	0.	0.
901- 1000	951.	0.	0.	0.	0.	0.	0.	0.	0.
1001- 2000	5108.	0.	0.	0.	0.	0.	0.	0.	0.
2001- 3000	2639.	0.	0.	0.	0.	0.	0.	0.	0.
3001- 4000	0.	0.	0.	0.	0.	0.	0.	0.	0.
4001- 5000	0.	0.	0.	0.	0.	0.	0.	0.	0.
5001- 6000	0.	0.	0.	0.	0.	0.	0.	0.	0.
6001- 7000	0.	0.	0.	0.	0.	0.	0.	0.	0.
7001- 8000	0.	0.	0.	0.	0.	0.	0.	0.	0.
8001- 9000	0.	0.	0.	0.	0.	0.	0.	0.	0.
9001- 10000	0.	0.	0.	0.	0.	0.	0.	0.	0.
10001- 20000	0.	0.	0.	0.	0.	0.	0.	0.	0.
20001- 30000	0.	0.	0.	0.	0.	0.	0.	0.	0.
30001- 40000	0.	0.	0.	0.	0.	0.	0.	0.	0.
40001- 50000	0.	0.	0.	0.	0.	0.	0.	0.	0.
50001-100000	0.	0.	0.	0.	0.	0.	0.	0.	0.
COLUMN TOTALS	33997.	885.	0.	0.	0.	2.	0.	0.	0.
CUMUL. TOTALS	33997.	34882.	34882.	34882.	34882.	34884.	34884.	34884.	34884.

BOILER POPULATION DATA - COMMERCIAL-INSTITUTIONAL BOILERS
PLANT CAPACITY BY PLANT FUEL SULFUR CONTENT AND CAPACITY
ALL GAS-FIRED BOILERS

TABLE ENTRIES ARE TOTAL CAPACITY
WITHIN CAPACITY AND FUEL SULFUR CONTENT RANGES

PLANT FUEL SULFUR CONTENT (WEIGHT PERCENT, EQUIVALENT BTU BASIS)

CAPACITY MBTU'S/HR	>1.5 -2.0	>2.0 -2.5	>2.5 -3.0	>3.0 -3.5	>3.5 -4.0	>4.0 -5.0	>5.0	ROW TOTAL	CUMTOT ALL
EQUAL 0	0.	0.	0.	0.	0.	0.	0.	0.	0.
1- 10	0.	0.	0.	0.	0.	0.	0.	732.	732.
11- 20	0.	0.	0.	0.	0.	0.	0.	753.	1499.
21- 30	0.	0.	0.	0.	0.	0.	0.	763.	2262.
31- 40	0.	0.	0.	0.	0.	0.	0.	819.	3081.
41- 50	0.	0.	0.	0.	0.	0.	0.	835.	3916.
51- 60	0.	0.	0.	0.	0.	0.	0.	684.	4600.
61- 70	0.	0.	0.	0.	0.	0.	0.	734.	5334.
71- 80	76.	0.	0.	0.	0.	0.	0.	769.	6103.
81- 90	0.	0.	0.	0.	0.	0.	0.	773.	6876.
91- 100	0.	0.	0.	0.	0.	0.	0.	856.	7732.
101- 200	0.	0.	0.	0.	0.	0.	0.	5994.	13726.
201- 300	0.	0.	0.	0.	0.	0.	0.	3518.	17244.
301- 400	0.	0.	0.	0.	0.	0.	0.	2038.	19282.
401- 500	0.	0.	0.	0.	0.	0.	0.	3578.	22860.
501- 600	0.	0.	0.	0.	0.	0.	0.	600.	23460.
601- 700	0.	0.	0.	0.	0.	0.	0.	630.	24090.
701- 800	0.	0.	0.	0.	0.	0.	0.	2172.	26262.
801- 900	0.	0.	0.	0.	0.	0.	0.	0.	26222.
901- 1000	0.	0.	0.	0.	0.	0.	0.	951.	32321.
1001- 2000	0.	0.	0.	0.	0.	0.	0.	5108.	34960.
2001- 3000	0.	0.	0.	0.	0.	0.	0.	2639.	34960.
3001- 4000	0.	0.	0.	0.	0.	0.	0.	0.	34960.
4001- 5000	0.	0.	0.	0.	0.	0.	0.	0.	34960.
5001- 6000	0.	0.	0.	0.	0.	0.	0.	0.	34960.
6001- 7000	0.	0.	0.	0.	0.	0.	0.	0.	34960.
7001- 8000	0.	0.	0.	0.	0.	0.	0.	0.	34960.
8001- 9000	0.	0.	0.	0.	0.	0.	0.	0.	34960.
9001- 10000	0.	0.	0.	0.	0.	0.	0.	0.	34960.
10001- 20000	0.	0.	0.	0.	0.	0.	0.	0.	34960.
20001- 30000	0.	0.	0.	0.	0.	0.	0.	0.	34960.
30001- 40000	0.	0.	0.	0.	0.	0.	0.	0.	34960.
40001- 50000	0.	0.	0.	0.	0.	0.	0.	0.	34960.
50001-100000	0.	0.	0.	0.	0.	0.	0.	0.	34960.
COLUMN TOTALS	76.	0.	0.	0.	0.	0.	0.	34960.	
CUMUL. TOTALS	34960.	34960.	34960.	34960.	34960.	34960.	34960.		

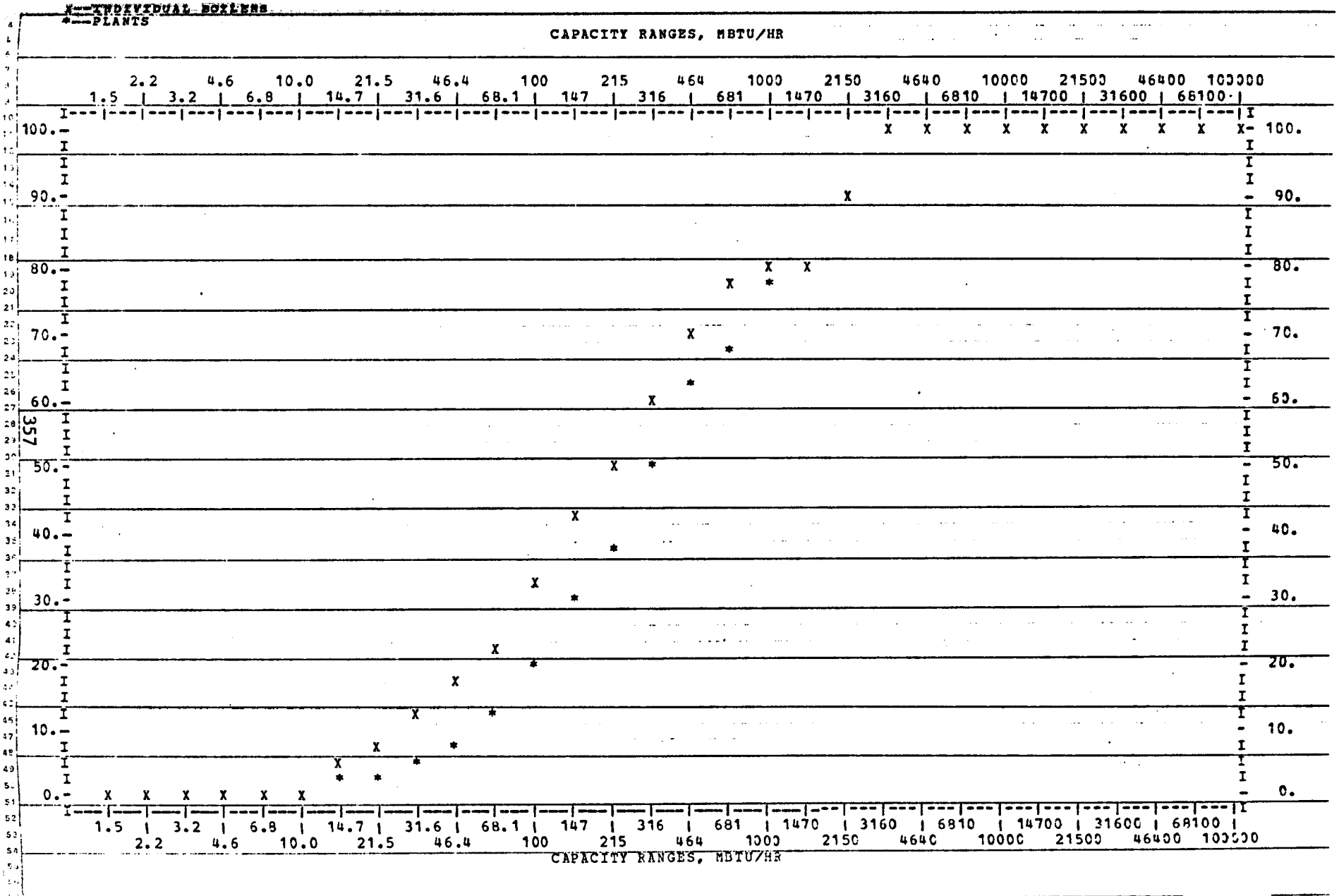

BOILER CAPACITIES (ALL DATA) = 34960.
PLANT CAPACITIES (ALL DATA) = 34960.

BOILER POPULATION DATA - COMMERCIAL-INSTITUTIONAL BOILERS
ALL GAS-FIRED BOILERS
FUEL SULFUR CONTENTS



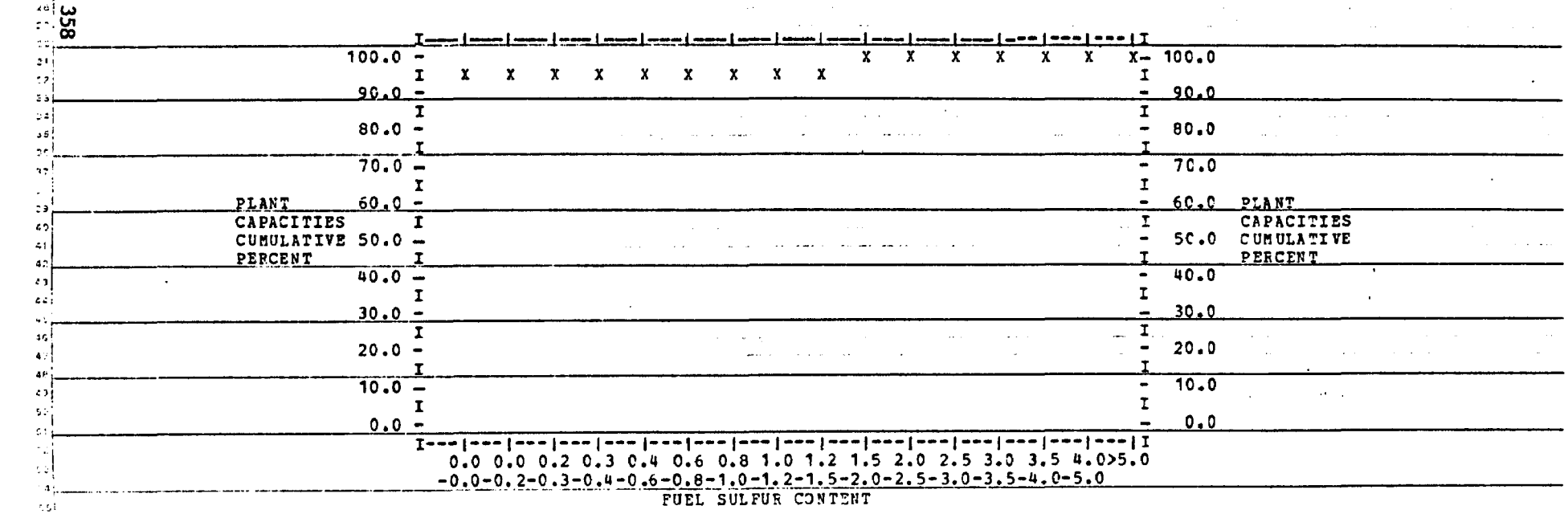

BOILER CAPACITIES (ALL DATA) = 34960.
PLANT CAPACITIES (ALL DATA) = 34960.

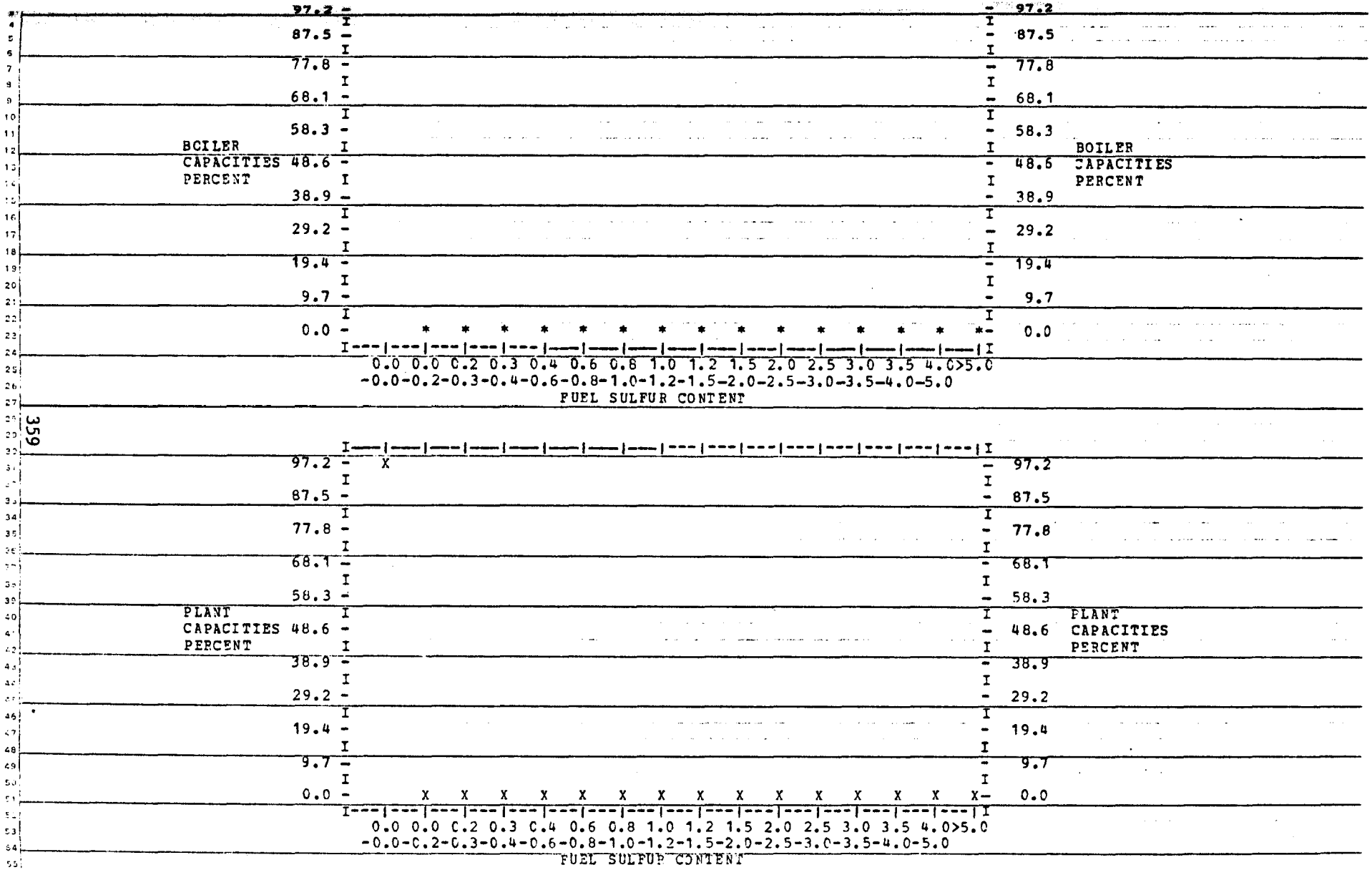

BOILER CAPACITIES (FUL DATA) = 34950.
PLANT CAPACITIES (ALL DATA) 34[illegible]0.

BOILER CAPACITY BY BOILER FUEL SULFUR CONTENT
ALL GAS-FIRED BOILERS

TABLE ENTRIES ARE TOTAL BOILER SULFUR EMISSIONS, TONS/YEAR
WITHIN CAPACITY AND FUEL SULFUR CONTENT RANGES

BOILER FUEL SULFUR CONTENT (WEIGHT PERCENT, EQUIVALENT BTU BASIS)

CAPACITY MBTU'S/HR	EQUAL 0.	>0. -.2	>.2 -.3	>.3 -.4	>.4 -.6	>.6 -.8	>.8 -1.0	>1.0 -1.2	>1.2 -1.5
EQUAL 0	0.	0.	0.	0.	0.	0.	0.	0.	0.
1- 10	0.	0.	0.	0.	0.	1.	0.	0.	0.
11- 20	0.	1.	0.	0.	0.	0.	0.	0.	0.
21- 30	0.	0.	0.	0.	0.	0.	0.	0.	0.
31- 40	0.	2.	0.	0.	0.	0.	0.	0.	0.
41- 50	0.	0.	0.	0.	0.	0.	0.	0.	0.
51- 60	0.	0.	0.	0.	0.	0.	0.	0.	0.
61- 70	0.	0.	0.	0.	0.	0.	0.	0.	0.
71- 80	0.	0.	0.	0.	0.	0.	0.	0.	0.
81- 90	0.	0.	0.	0.	0.	0.	0.	0.	0.
91- 100	0.	10.	0.	0.	0.	0.	0.	0.	0.
101- 200	0.	0.	0.	0.	0.	0.	0.	0.	0.
201- 300	0.	0.	0.	0.	0.	0.	0.	0.	0.
301- 400	0.	0.	0.	0.	0.	0.	0.	0.	0.
401- 500	0.	0.	0.	0.	0.	0.	0.	0.	0.
501- 600	0.	0.	0.	0.	0.	0.	0.	0.	0.
601- 700	0.	0.	0.	0.	0.	0.	0.	0.	0.
701- 800	0.	0.	0.	0.	0.	0.	0.	0.	0.
801- 900	0.	0.	0.	0.	0.	0.	0.	0.	0.
901- 1000	0.	0.	0.	0.	0.	0.	0.	0.	0.
1001- 2000	0.	0.	0.	0.	0.	0.	0.	0.	0.
2001- 3000	0.	0.	0.	0.	0.	0.	0.	0.	0.
3001- 4000	0.	0.	0.	0.	0.	0.	0.	0.	0.
4001- 5000	0.	0.	0.	0.	0.	0.	0.	0.	0.
5001- 6000	0.	0.	0.	0.	0.	0.	0.	0.	0.
6001- 7000	0.	0.	0.	0.	0.	0.	0.	0.	0.
7001- 8000	0.	0.	0.	0.	0.	0.	0.	0.	0.
8001- 9000	0.	0.	0.	0.	0.	0.	0.	0.	0.
9001- 10000	0.	0.	0.	0.	0.	0.	0.	0.	0.
10001-100000	0.	0.	0.	0.	0.	0.	0.	0.	0.
COLUMN TOTALS	0.	13.	0.	0.	0.	1.	0.	0.	0.
CUMUL. TOTALS	0.	13.	13.	13.	13.	14.	14.	14.	14.

BOILER POPULATION DATA - COMMERCIAL-INSTITUTIONAL BOILERS
BOILER CAPACITY BY BOILER FUEL SULFUR CONTENT
ALL GAS-FIRED BOILERS

TABLE ENTRIES ARE TOTAL BOILER SULFUR EMISSIONS, TONS/YEAR
WITHIN CAPACITY AND FUEL SULFUR CONTENT RANGES

BOILER FUEL SULFUR CONTENT (WEIGHT PERCENT, EQUIVALENT BTU BASIS)

CAPACITY MBTU'S/HR	>1.5 -2.0	>2.0 -2.5	>2.5 -3.0	>3.0 -3.5	>3.5 -4.0	>4.0 -5.0	>5.0	ROW TOTAL	CUMTOT ALL
EQUAL 0	0.	0.	0.	0.	0.	0.	0.	0.	0.
1- 10	0.	0.	0.	0.	0.	0.	0.	1.	1.
11- 20	0.	0.	0.	0.	0.	0.	0.	1.	2.
21- 30	0.	0.	0.	0.	0.	0.	0.	0.	2.
31- 40	0.	0.	0.	0.	0.	0.	0.	2.	5.
41- 50	0.	0.	0.	0.	0.	0.	0.	0.	5.
51- 60	0.	0.	0.	0.	0.	0.	0.	0.	5.
61- 70	0.	0.	0.	0.	0.	0.	0.	0.	5.
71- 80	9.	0.	0.	0.	0.	0.	0.	9.	14.
81- 90	0.	0.	0.	0.	0.	0.	0.	0.	14.
91- 100	0.	0.	0.	0.	0.	0.	0.	10.	24.
101- 200	0.	0.	0.	0.	0.	0.	0.	0.	24.
201- 300	0.	0.	0.	0.	0.	0.	0.	0.	24.
301- 400	0.	0.	0.	0.	0.	0.	0.	0.	24.
401- 500	0.	0.	0.	0.	0.	0.	0.	0.	24.
501- 600	0.	0.	0.	0.	0.	0.	0.	0.	24.
601- 700	0.	0.	0.	0.	0.	0.	0.	0.	24.
701- 800	0.	0.	0.	0.	0.	0.	0.	0.	24.
801- 900	0.	0.	0.	0.	0.	0.	0.	0.	24.
901- 1000	0.	0.	0.	0.	0.	0.	0.	0.	24.
1001- 2000	0.	0.	0.	0.	0.	0.	0.	0.	24.
2001- 3000	0.	0.	0.	0.	0.	0.	0.	0.	24.
3001- 4000	0.	0.	0.	0.	0.	0.	0.	0.	24.
4001- 5000	0.	0.	0.	0.	0.	0.	0.	0.	24.
5001- 6000	0.	0.	0.	0.	0.	0.	0.	0.	24.
6001- 7000	0.	0.	0.	0.	0.	0.	0.	0.	24.
7001- 8000	0.	0.	0.	0.	0.	0.	0.	0.	24.
8001- 9000	0.	0.	0.	0.	0.	0.	0.	0.	24.
9001- 10000	0.	0.	0.	0.	0.	0.	0.	0.	24.
10001-100000	0.	0.	0.	0.	0.	0.	0.	0.	24.
COLUMN TOTALS	9.	0.	0.	0.	0.	0.	0.	24.	
CUMUL. TOTALS	24.	24.	24.	24.	24.	24.	24.		

BOILER POPULATION DATA - COMMERCIAL-INSTITUTIONAL BOILERS
PLANT CAPACITY BY PLANT FUEL SULFUR CONTENT
ALL GAS-FIRED BOILERS

TABLE ENTRIES ARE TOTAL PLANT SULFUR EMISSIONS, TONS/YEAR
WITHIN CAPACITY AND FUEL SULFUR CONTENT RANGES

PLANT FUEL SULFUR CONTENT (WEIGHT PERCENT, EQUIVALENT BTU BASIS)

CAPACITY MBTU'S/HR	EQUAL 0.	>0. -.2	>.2 -.3	>.3 -.4	>.4 -.6	>.6 -.8	>.8 -1.0	>1.0 -1.2	>1.2 -1.5
EQUAL 0	0.	0.	0.	0.	0.	0.	0.	0.	0.
1- 10	0.	0.	0.	0.	0.	1.	0.	0.	0.
11- 20	0.	1.	0.	0.	0.	0.	0.	0.	0.
21- 30	0.	0.	0.	0.	0.	0.	0.	0.	0.
31- 40	0.	0.	0.	0.	0.	0.	0.	0.	0.
41- 50	0.	0.	0.	0.	0.	0.	0.	0.	0.
51- 60	0.	0.	0.	0.	0.	0.	0.	0.	0.
61- 70	0.	0.	0.	0.	0.	0.	0.	0.	0.
71- 80	0.	0.	0.	0.	0.	0.	0.	0.	0.
81- 90	0.	0.	0.	0.	0.	0.	0.	0.	0.
91- 100	0.	0.	0.	0.	0.	0.	0.	0.	0.
101- 200	0.	0.	0.	0.	0.	0.	0.	0.	0.
201- 300	0.	0.	0.	0.	0.	0.	0.	0.	0.
301- 400	0.	12.	0.	0.	0.	0.	0.	0.	0.
401- 500	0.	0.	0.	0.	0.	0.	0.	0.	0.
501- 600	0.	0.	0.	0.	0.	0.	0.	0.	0.
601- 700	0.	0.	0.	0.	0.	0.	0.	0.	0.
701- 800	0.	0.	0.	0.	0.	0.	0.	0.	0.
801- 900	0.	0.	0.	0.	0.	0.	0.	0.	0.
901- 1000	0.	0.	0.	0.	0.	0.	0.	0.	0.
1001- 2000	0.	0.	0.	0.	0.	0.	0.	0.	0.
2001- 3000	0.	0.	0.	0.	0.	0.	0.	0.	0.
3001- 4000	0.	0.	0.	0.	0.	0.	0.	0.	0.
4001- 5000	0.	0.	0.	0.	0.	0.	0.	0.	0.
5001- 6000	0.	0.	0.	0.	0.	0.	0.	0.	0.
6001- 7000	0.	0.	0.	0.	0.	0.	0.	0.	0.
7001- 8000	0.	0.	0.	0.	0.	0.	0.	0.	0.
8001- 9000	0.	0.	0.	0.	0.	0.	0.	0.	0.
9001- 10000	0.	0.	0.	0.	0.	0.	0.	0.	0.
10001- 20000	0.	0.	0.	0.	0.	0.	0.	0.	0.
20001- 30000	0.	0.	0.	0.	0.	0.	0.	0.	0.
30001- 40000	0.	0.	0.	0.	0.	0.	0.	0.	0.
40001- 50000	0.	0.	0.	0.	0.	0.	0.	0.	0.
50001-100000	0.	0.	0.	0.	0.	0.	0.	0.	0.
COLUMN TOTALS	0.	13.	0.	0.	0.	1.	0.	0.	0.
CUMUL. TOTALS	0.	13.	13.	13.	13.	14.	14.	14.	14.

BOILER POPULATION DATA - COMMERCIAL-INSTITUTIONAL BOILERS
PLANT CAPACITY BY PLANT FUEL SULFUR CONTENT
ALL GAS-FIRED BOILERS

TABLE ENTRIES ARE TOTAL PLANT SULFUR EMISSIONS, TONS/YEAR
WITHIN CAPACITY AND FUEL SULFUR CONTENT RANGES

CAPACITY MBTU'S/HR	PLANT FUEL SULFUR CONTENT (WEIGHT PERCENT, EQUIVALENT BTU BASIS) >1.5 -2.0	>2.0 -2.5	>2.5 -3.0	>3.0 -3.5	>3.5 -4.0	>4.0 -5.0	>5.0	ROW TOTAL	CUMTOT ALL
EQUAL 0	0.	0.	0.	0.	0.	0.	0.	0.	0.
1- 10	0.	0.	0.	0.	0.	0.	0.	1.	1.
11- 20	0.	0.	0.	0.	0.	0.	0.	1.	2.
21- 30	0.	0.	0.	0.	0.	0.	0.	0.	2.
31- 40	0.	0.	0.	0.	0.	0.	0.	0.	2.
41- 50	0.	0.	0.	0.	0.	0.	0.	0.	2.
51- 60	0.	0.	0.	0.	0.	0.	0.	0.	2.
61- 70	0.	0.	0.	0.	0.	0.	0.	0.	2.
71- 80	9.	0.	0.	0.	0.	0.	0.	9.	12.
81- 90	0.	0.	0.	0.	0.	0.	0.	0.	12.
91- 100	0.	0.	0.	0.	0.	0.	0.	0.	12.
101- 200	0.	0.	0.	0.	0.	0.	0.	0.	12.
201- 300	0.	0.	0.	0.	0.	0.	0.	0.	12.
301- 400	0.	0.	0.	0.	0.	0.	0.	12.	24.
401- 500	0.	0.	0.	0.	0.	0.	0.	0.	24.
501- 600	0.	0.	0.	0.	0.	0.	0.	0.	24.
601- 700	0.	0.	0.	0.	0.	0.	0.	0.	24.
701- 800	0.	0.	0.	0.	0.	0.	0.	0.	24.
801- 900	0.	0.	0.	0.	0.	0.	0.	0.	24.
901- 1000	0.	0.	0.	0.	0.	0.	0.	0.	24.
1001- 2000	0.	0.	0.	0.	0.	0.	0.	0.	24.
2001- 3000	0.	0.	0.	0.	0.	0.	0.	0.	24.
3001- 4000	0.	0.	0.	0.	0.	0.	0.	0.	24.
4001- 5000	0.	0.	0.	0.	0.	0.	0.	0.	24.
5001- 6000	0.	0.	0.	0.	0.	0.	0.	0.	24.
6001- 7000	0.	0.	0.	0.	0.	0.	0.	0.	24.
7001- 8000	0.	0.	0.	0.	0.	0.	0.	0.	24.
8001- 9000	0.	0.	0.	0.	0.	0.	0.	0.	24.
9001- 10000	0.	0.	0.	0.	0.	0.	0.	0.	24.
10001- 20000	0.	0.	0.	0.	0.	0.	0.	0.	24.
20001- 30000	0.	0.	0.	0.	0.	0.	0.	0.	24.
30001- 40000	0.	0.	0.	0.	0.	0.	0.	0.	24.
40001- 50000	0.	0.	0.	0.	0.	0.	0.	0.	24.
50001-100000	0.	0.	0.	0.	0.	0.	0.	0.	24.
COLUMN TOTALS	9.	0.	0.	0.	0.	0.	0.	24.	
CUMUL. TOTALS	24.	24.	24.	24.	24.	24.	24.		

ALL GAS-FIRED BOILERS
BOILER AND PLANT NUMBER DISTRIBUTIONS

X--INDIVIDUAL BOILERS
*--INDIVIDUAL PLANTS

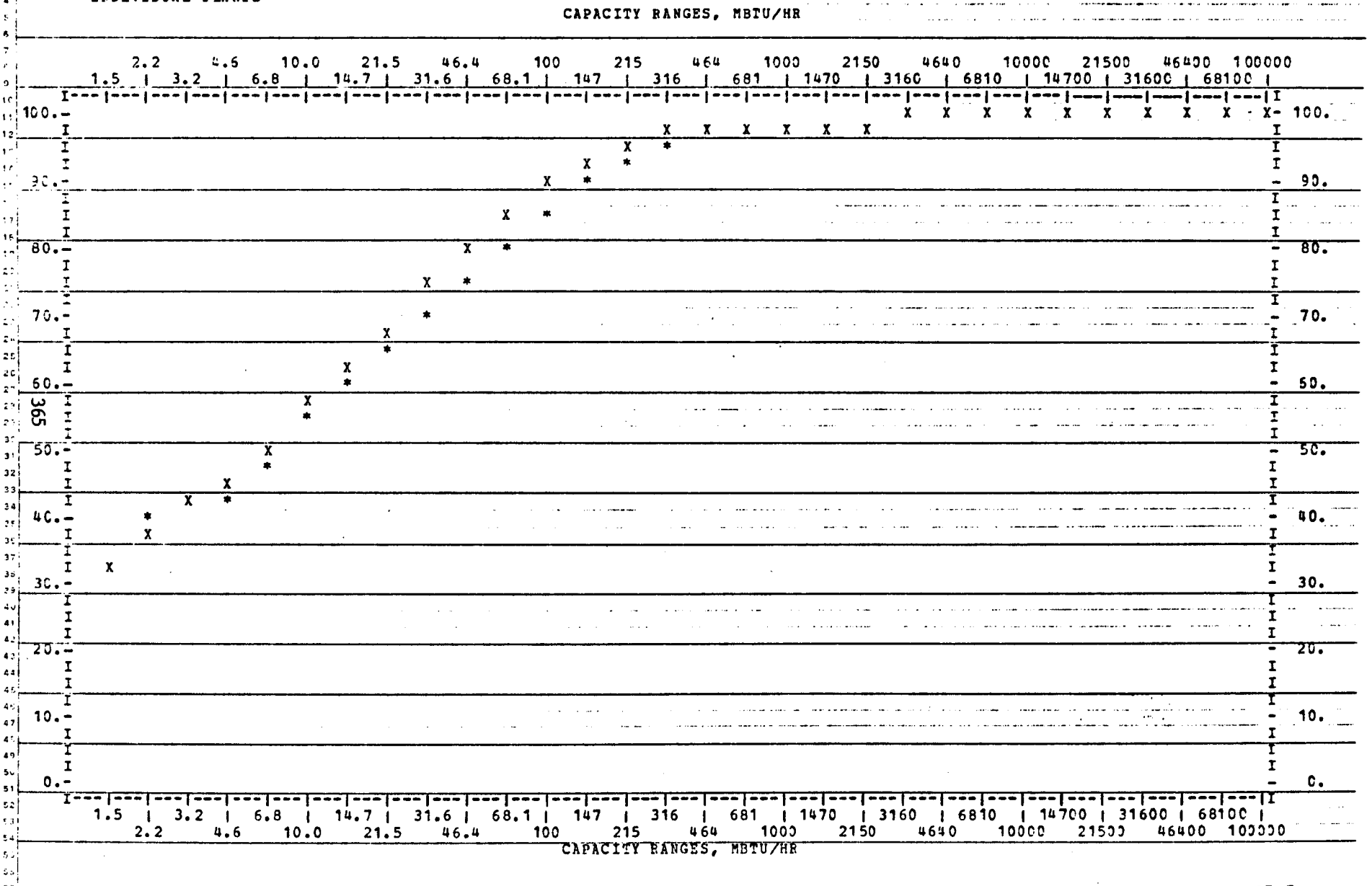

NUMBER OF BOILERS (ALL DATA) = 875
NUMBER OF PLANTS (ALL DATA) = 574

BOILER POPULATION DATA - COMMERCIAL-INSTITUTIONAL BOILERS
ALL GAS-FIRED BOILERS
FUEL SULFUR CONTENTS

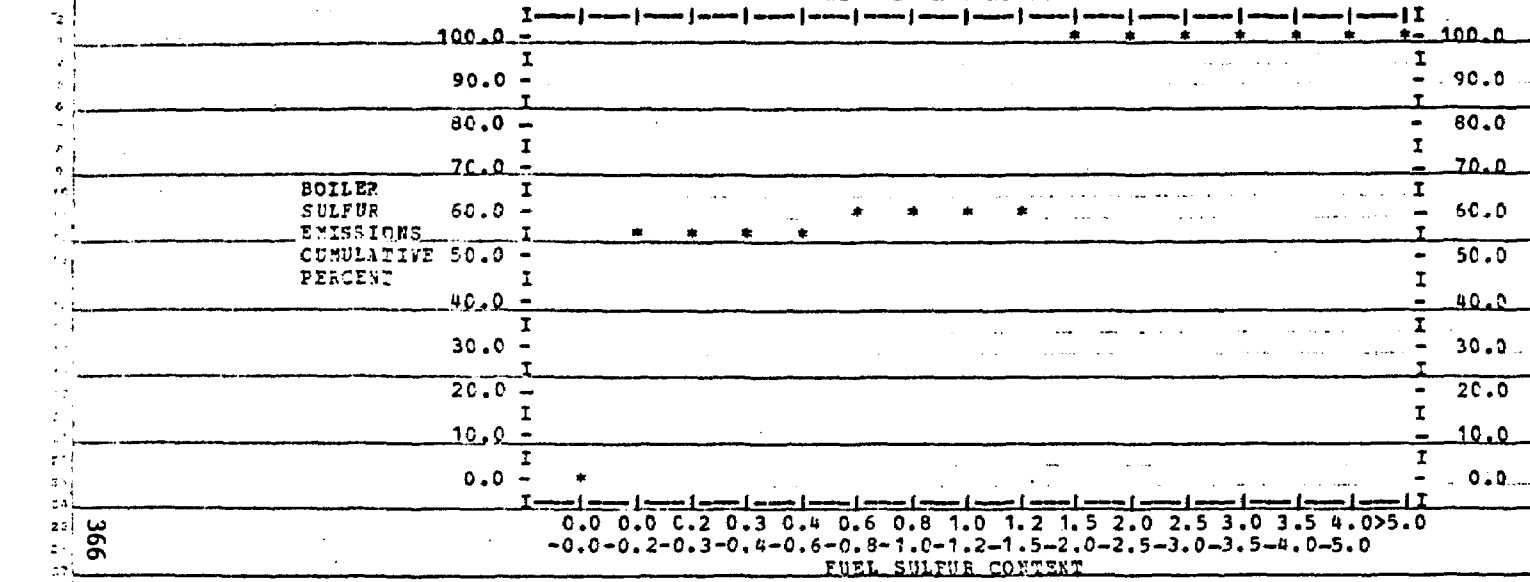

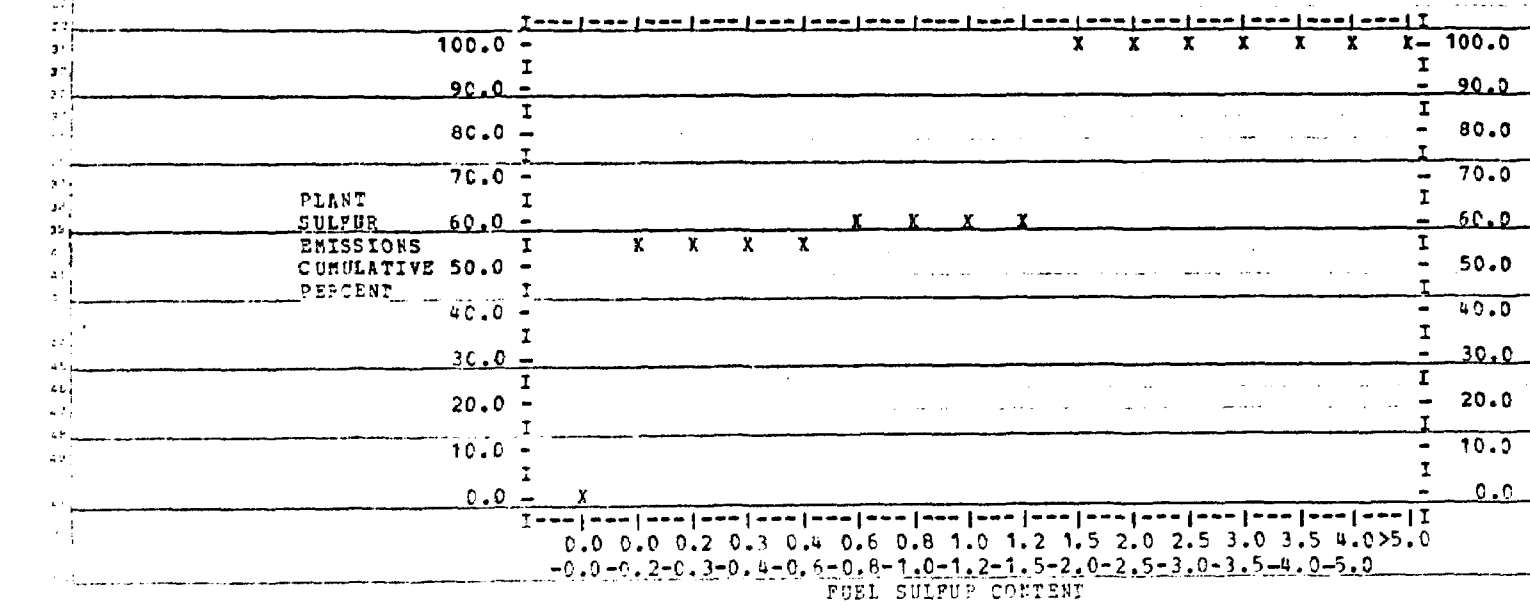

CG5-6

NUMBER OF BOILERS (ALL DATA) = 875
NUMBER OF PLANTS (ALL DATA) = 574

FUEL SULFUR CONTENT DENSITIES



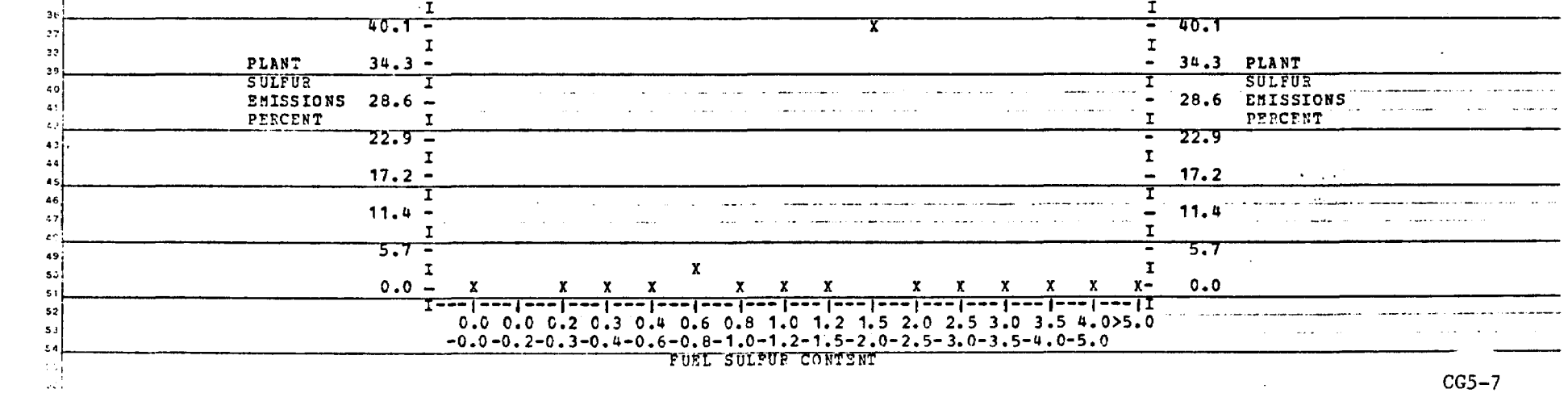

CG5-7

NUMBER OF BOILERS (ALL DATA) = 875
NUMBER OF PLANTS (ALL DATA) = 574

BOILER POPULATION DATA — COMMERCIAL-INSTITUTIONAL BOILERS
BOILER FUEL USE BY BOILER FUEL SULFUR CONTENT AND CAPACITY
ALL GAS-FIRED BOILERS

TABLE ENTRIES ARE ACTUAL FUEL CONSUMPTION, GBTU'S/YEAR
WITHIN CAPACITY AND FUEL SULFUR CONTENT RANGES

BOILER FUEL SULFUR CONTENT (WEIGHT PERCENT, EQUIVALENT BTU BASIS)

CAPACITY MBTU'S/HR	EQUAL 0.	>0. -.2	>.2 -.3	>.3 -.4	>.4 -.6	>.6 -.8	>.8 -1.0	>1.0 -1.2	>1.2 -1.5
EQUAL 0	0.	0.	0.	0.	0.	0.	0.	0.	0.
1- 10	34568.	33.	0.	0.	0.	2.	0.	0.	0.
11- 20	4506.	147.	0.	0.	0.	0.	0.	0.	0.
21- 30	4971.	232.	0.	0.	0.	0.	0.	0.	0.
31- 40	2407.	11215.	0.	0.	0.	0.	0.	0.	0.
41- 50	1264.	0.	0.	0.	0.	0.	0.	0.	0.
51- 60	3262.	0.	0.	0.	0.	0.	0.	0.	0.
61- 70	2255.	0.	0.	0.	0.	0.	0.	0.	0.
71- 80	1434.	311.	0.	0.	0.	0.	0.	0.	0.
81- 90	1611.	0.	0.	0.	0.	0.	0.	0.	0.
91- 100	1596.	46526.	0.	0.	0.	0.	0.	0.	0.
101- 200	14993.	0.	0.	0.	0.	0.	0.	0.	0.
201- 300	4292.	0.	0.	0.	0.	0.	0.	0.	0.
301- 400	2393.	0.	0.	0.	0.	0.	0.	0.	0.
401- 500	13371.	0.	0.	0.	0.	0.	0.	0.	0.
501- 600	2910.	0.	0.	0.	0.	0.	0.	0.	0.
601- 700	0.	0.	0.	0.	0.	0.	0.	0.	0.
701- 800	1181.	0.	0.	0.	0.	0.	0.	0.	0.
801- 900	0.	0.	0.	0.	0.	0.	0.	0.	0.
901- 1000	0.	0.	0.	0.	0.	0.	0.	0.	0.
1001- 2000	1602.	0.	0.	0.	0.	0.	0.	0.	0.
2001- 3000	168.	0.	0.	0.	0.	0.	0.	0.	0.
3001- 4000	0.	0.	0.	0.	0.	0.	0.	0.	0.
4001- 5000	0.	0.	0.	0.	0.	0.	0.	0.	0.
5001- 6000	0.	0.	0.	0.	0.	0.	0.	0.	0.
6001- 7000	0.	0.	0.	0.	0.	0.	0.	0.	0.
7001- 8000	0.	0.	0.	0.	0.	0.	0.	0.	0.
8001- 9000	0.	0.	0.	0.	0.	0.	0.	0.	0.
9001- 10000	0.	0.	0.	0.	0.	0.	0.	0.	0.
10001-100000	0.	0.	0.	0.	0.	0.	0.	0.	0.
COLUMN TOTALS	98785.	58464.	0.	0.	0.	2.	0.	0.	0.
CUMUL. TOTALS	98785.	157249.	157249.	157249.	157249.	157252.	157252.	157252.	157252.

BOILER POPULATION DATA - COMMERCIAL-INSTITUTIONAL BOILERS
BOILER FUEL USE BY BOILER FUEL SULFUR CONTENT AND CAPACITY
ALL GAS-FIRED BOILERS

TABLE ENTRIES ARE ACTUAL FUEL CONSUMPTION, GBTU'S/YEAR
WITHIN CAPACITY AND FUEL SULFUR CONTENT RANGES

BOILER FUEL SULFUR CONTENT (WEIGHT PERCENT, EQUIVALENT BTU BASIS)

CAPACITY MBTU'S/HR	>1.5 -2.0	>2.0 -2.5	>2.5 -3.0	>3.0 -3.5	>3.5 -4.0	>4.0 -5.0	>5.0	ROW TOTAL	CUMTOT ALL
EQUAL 0	0.	0.	0.	0.	0.	0.	0.	0.	0.
1- 10	0.	0.	0.	0.	0.	0.	0.	34604.	34604.
11- 20	0.	0.	0.	0.	0.	0.	0.	4653.	39257.
21- 30	0.	0.	0.	0.	0.	0.	0.	5203.	44460.
31- 40	0.	0.	0.	0.	0.	0.	0.	13622.	58083.
41- 50	0.	0.	0.	0.	0.	0.	0.	1264.	59346.
51- 60	0.	0.	0.	0.	0.	0.	0.	3262.	62608.
61- 70	0.	0.	0.	0.	0.	0.	0.	2255.	64863.
71- 80	34.	0.	0.	0.	0.	0.	0.	1779.	66642.
81- 90	0.	0.	0.	0.	0.	0.	0.	1611.	68254.
91- 100	0.	0.	0.	0.	0.	0.	0.	48122.	116376.
101- 200	0.	0.	0.	0.	0.	0.	0.	14993.	131369.
201- 300	0.	0.	0.	0.	0.	0.	0.	4292.	135661.
301- 400	0.	0.	0.	0.	0.	0.	0.	2393.	138054.
401- 500	0.	0.	0.	0.	0.	0.	0.	13371.	151425.
501- 600	0.	0.	0.	0.	0.	0.	0.	2910.	154335.
601- 700	0.	0.	0.	0.	0.	0.	0.	0.	154335.
701- 800	0.	0.	0.	0.	0.	0.	0.	1181.	155516.
801- 900	0.	0.	0.	0.	0.	0.	0.	0.	155516.
901- 1000	0.	0.	0.	0.	0.	0.	0.	0.	155516.
1001- 2000	0.	0.	0.	0.	0.	0.	0.	1602.	157118.
2001- 3000	0.	0.	0.	0.	0.	0.	0.	168.	157286.
3001- 4000	0.	0.	0.	0.	0.	0.	0.	0.	157286.
4001- 5000	0.	0.	0.	0.	0.	0.	0.	0.	157286.
5001- 6000	0.	0.	0.	0.	0.	0.	0.	0.	157286.
6001- 7000	0.	0.	0.	0.	0.	0.	0.	0.	157286.
7001- 8000	0.	0.	0.	0.	0.	0.	0.	0.	157286.
8001- 9000	0.	0.	0.	0.	0.	0.	0.	0.	157286.
9001- 10000	0.	0.	0.	0.	0.	0.	0.	0.	157286.
10001-100000	0.	0.	0.	0.	0.	0.	0.	0.	157286.
COLUMN TOTALS	34.	0.	0.	0.	0.	0.	0.	157286.	
CUMUL. TOTALS	157286.	157286.	157286.	157286.	157286.	157286.	157286.		

BOILER POPULATION DATA - COMMERCIAL-INSTITUTIONAL BOILERS
PLANT FUEL USE BY PLANT FUEL SULFUR CONTENT AND CAPACITY
ALL GAS-FIRED BOILERS

TABLE ENTRIES ARE ACTUAL FUEL CONSUMPTION, GBTU'S/YEAR
WITHIN CAPACITY AND FUEL SULFUR CONTENT RANGES

PLANT FUEL SULFUR CONTENT (WEIGHT PERCENT, EQUIVALENT BTU BASIS)

CAPACITY MBTU'S/HR	EQUAL 0.	>0. -.2	>.2 -.3	>.3 -.4	>.4 -.6	>.6 -.8	>.8 -1.0	>1.0 -1.2	>1.2 -1.5
EQUAL 0	5857.	15.	0.	0.	0.	0.	0.	0.	0.
1- 10	23545.	2.	0.	0.	0.	2.	0.	0.	0.
11- 20	2127.	147.	0.	0.	0.	0.	0.	0.	0.
21- 30	2831.	183.	0.	0.	0.	0.	0.	0.	0.
31- 40	1403.	0.	0.	0.	0.	0.	0.	0.	0.
41- 50	2329.	0.	0.	0.	0.	0.	0.	0.	0.
51- 60	1788.	0.	0.	0.	0.	0.	0.	0.	0.
61- 70	1219.	0.	0.	0.	0.	0.	0.	0.	0.
71- 80	1087.	0.	0.	0.	0.	0.	0.	0.	0.
81- 90	1731.	0.	0.	0.	0.	0.	0.	0.	0.
91- 100	2611.	0.	0.	0.	0.	0.	0.	0.	0.
101- 200	20590.	311.	0.	0.	0.	0.	0.	0.	0.
201- 300	5108.	521.	0.	0.	0.	0.	0.	0.	0.
301- 400	1577.	57285.	0.	0.	0.	0.	0.	0.	0.
401- 500	4562.	0.	0.	0.	0.	0.	0.	0.	0.
501- 600	230.	0.	0.	0.	0.	0.	0.	0.	0.
601- 700	1311.	0.	0.	0.	0.	0.	0.	0.	0.
701- 800	4936.	0.	0.	0.	0.	0.	0.	0.	0.
801- 900	0.	0.	0.	0.	0.	0.	0.	0.	0.
901- 1000	11700.	0.	0.	0.	0.	0.	0.	0.	0.
1001- 2000	1990.	0.	0.	0.	0.	0.	0.	0.	0.
2001- 3000	252.	0.	0.	0.	0.	0.	0.	0.	0.
3001- 4000	0.	0.	0.	0.	0.	0.	0.	0.	0.
4001- 5000	0.	0.	0.	0.	0.	0.	0.	0.	0.
5001- 6000	0.	0.	0.	0.	0.	0.	0.	0.	0.
6001- 7000	0.	0.	0.	0.	0.	0.	0.	0.	0.
7001- 8000	0.	0.	0.	0.	0.	0.	0.	0.	0.
8001- 9000	0.	0.	0.	0.	0.	0.	0.	0.	0.
9001- 10000	0.	0.	0.	0.	0.	0.	0.	0.	0.
10001- 20000	0.	0.	0.	0.	0.	0.	0.	0.	0.
20001- 30000	0.	0.	0.	0.	0.	0.	0.	0.	0.
30001- 40000	0.	0.	0.	0.	0.	0.	0.	0.	0.
40001- 50000	0.	0.	0.	0.	0.	0.	0.	0.	0.
50001-100000	0.	0.	0.	0.	0.	0.	0.	0.	0.
[illegible] TOTALS	98735.	58464.	0.	0.	0.	2.	0.	0.	0.
[illegible] TOTALS	98735.	157249.	157249.	157249.	157249.	157251.	157251.	157251.	157251.

BOILER POPULATION DATA - COMMERCIAL-INSTITUTIONAL BOILERS
PLANT FUEL USE BY PLANT FUEL SULFUR CONTENT AND CAPACITY
ALL GAS-FIRED BOILERS

TABLE ENTRIES ARE ACTUAL FUEL CONSUMPTION, GBTU'S/YEAR
WITHIN CAPACITY AND FUEL SULFUR CONTENT RANGES

PLANT FUEL SULFUR CONTENT (WEIGHT PERCENT, EQUIVALENT BTU BASIS)

CAPACITY MBTU'S/HR	>1.5 -2.0	>2.0 -2.5	>2.5 -3.0	>3.0 -3.5	>3.5 -4.0	>4.0 -5.0	>5.0	ROW TOTAL	CUMTOT ALL
EQUAL 0	0.	0.	0.	0.	0.	0.	0.	5872.	31696.
1- 10	0.	0.	0.	0.	0.	0.	0.	23550.	34711.
11- 20	0.	0.	0.	0.	0.	0.	0.	2275.	36113.
21- 30	0.	0.	0.	0.	0.	0.	0.	3014.	38442.
31- 40	0.	0.	0.	0.	0.	0.	0.	1403.	40230.
41- 50	0.	0.	0.	0.	0.	0.	0.	2329.	41449.
51- 60	0.	0.	0.	0.	0.	0.	0.	1788.	42571.
61- 70	0.	0.	0.	0.	0.	0.	0.	1219.	44301.
71- 80	34.	0.	0.	0.	0.	0.	0.	1121.	46913.
81- 90	0.	0.	0.	0.	0.	0.	0.	1731.	67814.
91- 100	0.	0.	0.	0.	0.	0.	0.	2611.	73443.
101- 200	0.	0.	0.	0.	0.	0.	0.	20901.	132305.
201- 300	0.	0.	0.	0.	0.	0.	0.	5629.	136867.
301- 400	0.	0.	0.	0.	0.	0.	0.	58862.	137097.
401- 500	0.	0.	0.	0.	0.	0.	0.	4562.	138408.
501- 600	0.	0.	0.	0.	0.	0.	0.	230.	143344.
601- 700	0.	0.	0.	0.	0.	0.	0.	1311.	143344.
701- 800	0.	0.	0.	0.	0.	0.	0.	4936.	155044.
801- 900	0.	0.	0.	0.	0.	0.	0.	0.	157034.
901- 1000	0.	0.	0.	0.	0.	0.	0.	11700.	157286.
1001- 2000	0.	0.	0.	0.	0.	0.	0.	1990.	157286.
2001- 3000	0.	0.	0.	0.	0.	0.	0.	252.	157286.
3001- 4000	0.	0.	0.	0.	0.	0.	0.	0.	157286.
4001- 5000	0.	0.	0.	0.	0.	0.	0.	0.	157286.
5001- 6000	0.	0.	0.	0.	0.	0.	0.	0.	157286.
6001- 7000	0.	0.	0.	0.	0.	0.	0.	0.	157286.
7001- 8000	0.	0.	0.	0.	0.	0.	0.	0.	157286.
8001- 9000	0.	0.	0.	0.	0.	0.	0.	0.	157286.
9001- 10000	0.	0.	0.	0.	0.	0.	0.	0.	157286.
10001- 20000	0.	0.	0.	0.	0.	0.	0.	0.	157286.
[illegible]	0.	0.	0.	0.	0.	0.	0.	0.	157286.
[illegible]	0.	0.	0.	0.	0.	0.	0.	0.	157286.
[illegible]	0.	0.	0.	0.	0.	0.	0.	0.	157286.
[illegible]	0.	0.	0.	0.	0.	0.	0.	0.	157286.
[illegible]	[illegible]	[illegible]	0.	0.	0.	0.	0.	157286.	

BOILER POPULATION DATA - COMMERCIAL-INSTITUTIONAL BOILERS
ALL GAS-FIRED BOILERS

BOILER AND PLANT SIZE DISTRIBUTIONS

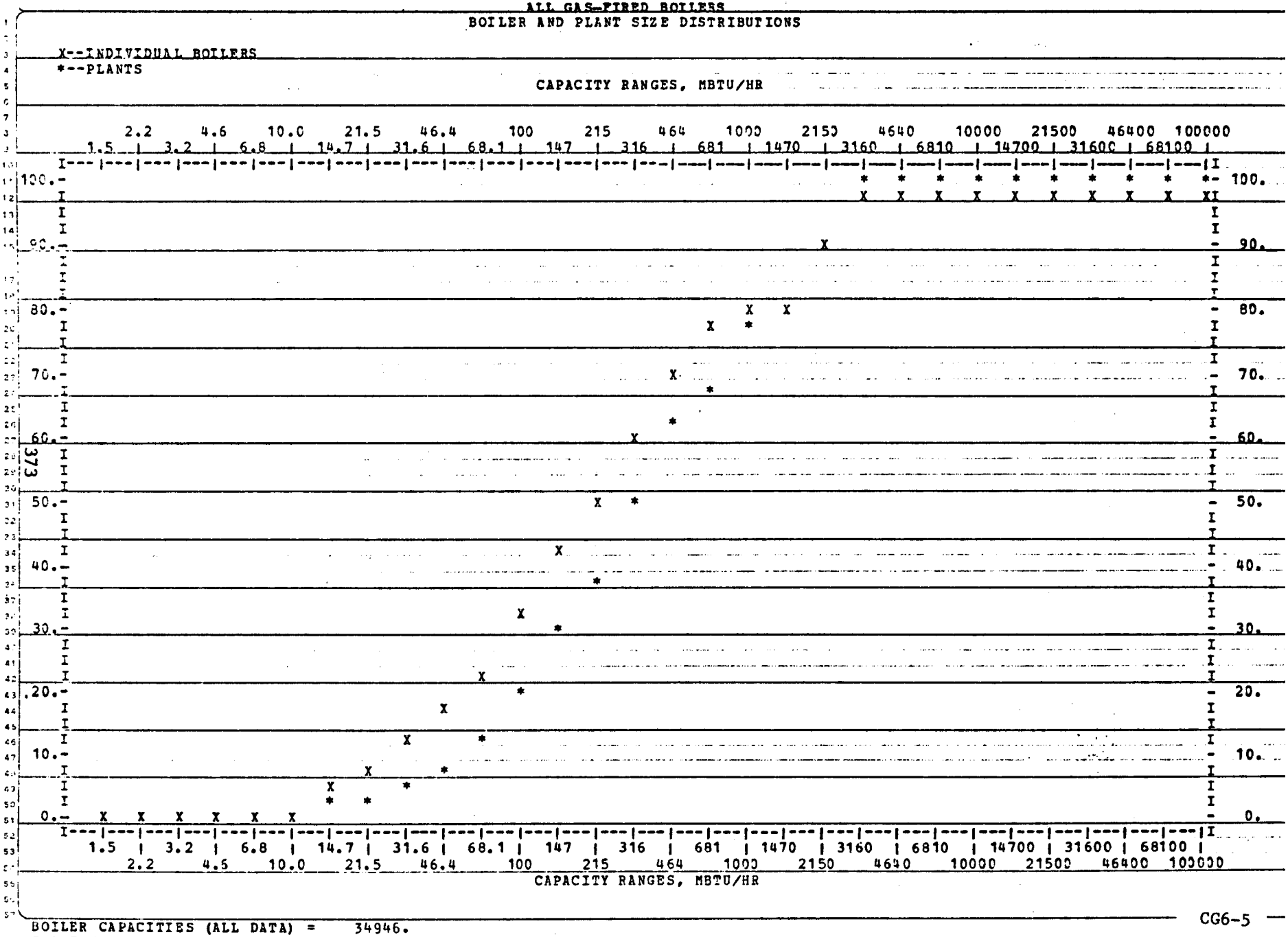

BOILER CAPACITIES (ALL DATA) = 34946.
PLANT CAPACITIES (ALL DATA) = 34946.

BOILER POPULATION DATA - COMMERCIAL-INSTITUTIONAL BOILERS
ALL GAS-FIRED BOILERS





BOILER CAPACITIES (ALL DATA) = 34946.
PLANT CAPACITIES (ALL DATA) = 34946.

BOILER POPULATION DATA — COMMERCIAL-INSTITUTIONAL BOILERS
ALL GAS-FIRED BOILERS

FUEL SULFUR CONTENT DENSITIES

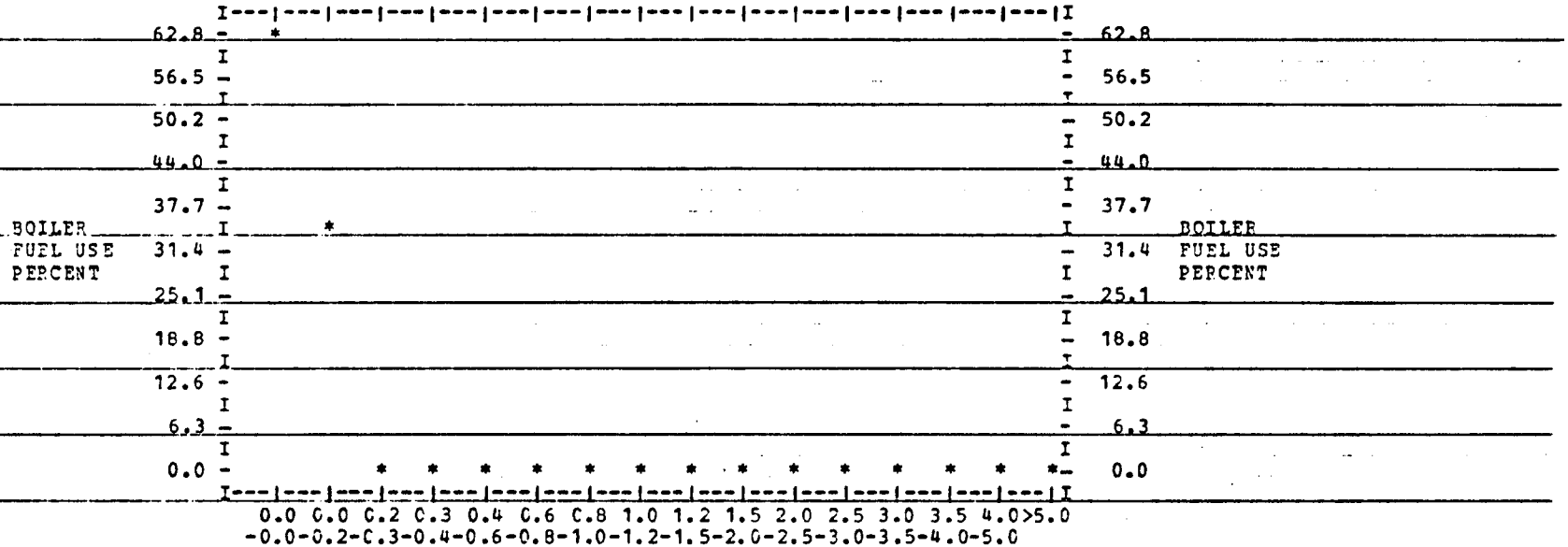

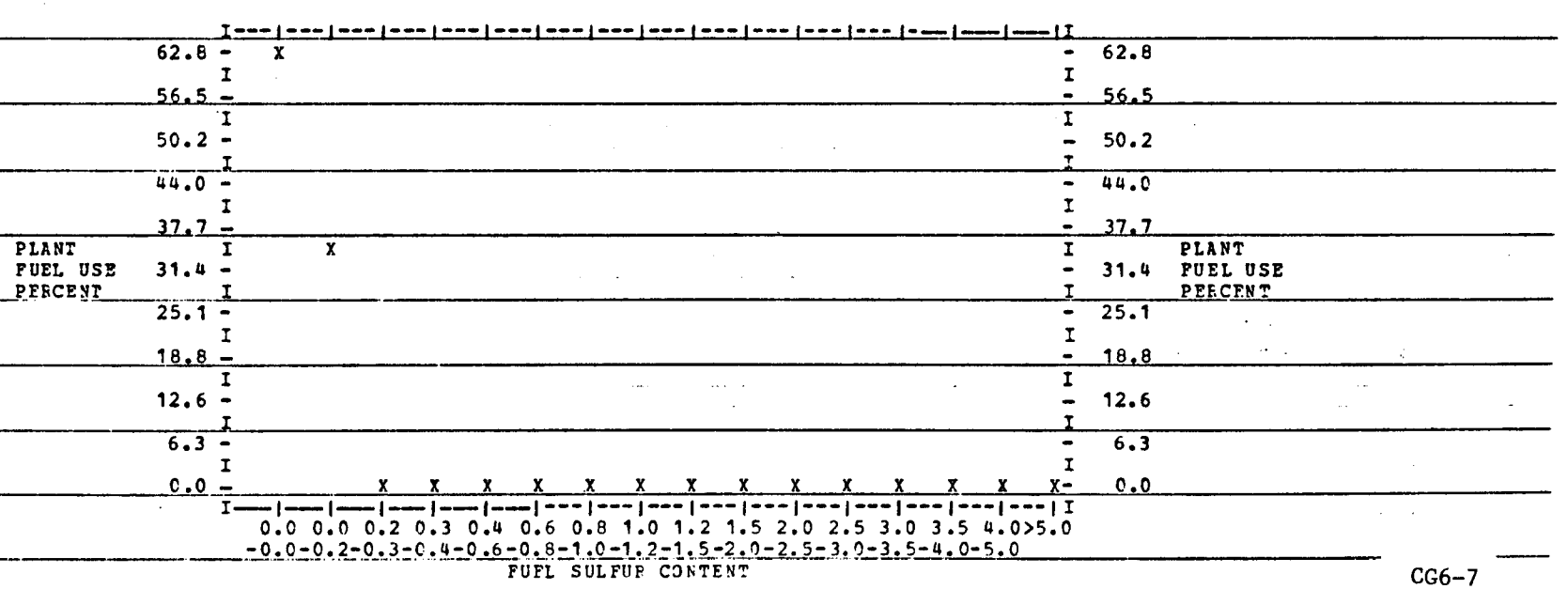

STACK HEIGHT BY TOTAL DESIGN CAPACITY SERVED
ALL GAS-FIRED BOILERS

TABLE ENTRIES ARE NUMBER OF STACKS

CAPACITY MBTU'S/HR	EQUAL ZERO	1-20	21-40	41-60	61-80	81-100	101-120	121-140	141-160	161-180	181-200	201-250	251-300	301-350	351-400
	STACK HEIGHTS IN FEET														
EQUAL 0	98	17	15	11	3	2	1	1	0	0	0	1	0	1	0
1- 10	209	19	25	16	7	3	2	3	2	0	1	1	0	0	0
11- 20	28	8	7	6	6	8	2	4	1	2	1	0	0	0	0
21- 30	17	1	6	5	1	1	2	5	0	0	0	1	0	0	0
31- 40	10	2	5	3	0	2	1	2	1	0	0	0	0	0	0
41- 50	4	0	2	3	1	0	1	3	2	1	1	1	0	0	0
51- 60	5	0	2	2	1	0	0	3	2	0	1	2	1	0	0
61- 70	5	0	2	3	0	0	0	3	0	0	0	0	0	0	0
71- 80	6	0	2	2	1	1	1	0	2	0	0	0	1	0	0
81- 90	1	0	2	1	0	0	0	1	1	1	1	0	0	0	0
91- 100	3	1	0	0	0	0	0	1	1	2	0	1	0	0	0
101- 200	10	0	6	5	5	0	3	2	4	3	1	2	1	0	0
201- 300	2	1	2	4	1	1	0	0	1	2	1	1	0	0	0
301- 400	1	1	0	0	0	0	0	1	0	0	1	1	0	0	0
401- 500	1	0	1	0	1	1	0	0	0	1	0	0	0	0	0
501- 600	1	0	0	0	1	0	0	0	0	0	0	0	0	1	0
601- 700	0	0	0	1	0	0	0	0	0	0	0	0	0	0	0
701- 800	0	0	0	0	0	0	0	0	0	0	0	1	0	0	0
801- 900	0	0	1	0	0	0	0	0	0	0	0	0	0	0	0
901- 1000	0	0	0	0	0	0	0	1	0	0	0	0	0	0	0
1001- 2000	1	1	0	0	0	0	0	0	0	0	0	0	0	0	0
2001- 3000	0	0	0	0	0	0	0	0	0	0	0	1	0	0	0
3001- 4000	0	0	0	0	0	0	0	0	0	0	0	0	0	0	0
4001- 5000	0	0	0	0	0	0	0	0	0	0	0	0	0	0	0
5001- 6000	0	0	0	0	0	0	0	0	0	0	0	0	0	0	0
6001- 7000	0	0	0	0	0	0	0	0	0	0	0	0	0	0	0
7001- 8000	0	0	0	0	0	0	0	0	0	0	0	0	0	0	0
8001- 9000	0	0	0	0	0	0	0	0	0	0	0	0	0	0	0
9001- 10000	0	0	0	0	0	0	0	0	0	0	0	0	0	0	0
10001- 20000	0	0	0	0	0	0	0	0	0	0	0	0	0	0	0
20001- 30000	0	0	0	0	0	0	0	0	0	0	0	0	0	0	0
30001- 40000	0	0	0	0	0	0	0	0	0	0	0	0	0	0	0
40001- 50000	0	0	0	0	0	0	0	0	0	0	0	0	0	0	0
50001-100000	0	0	0	0	0	0	0	0	0	0	0	0	0	0	0
COLUMN TOTALS	402	51	78	62	28	19	13	30	17	12	8	13	3	2	0
CUMUL. TOTALS	0	51	129	191	219	238	251	281	298	310	318	331	334	336	336

CG7-1

BOILER POPULATION DATA - COMMERCIAL INSTITUTIONAL BOILERS
STACK HEIGHT BY TOTAL DESIGN CAPACITY SERVED
ALL GAS-FIRED BOILERS

TABLE ENTRIES ARE NUMBER OF STACKS

CAPACITY MBTU'S/HR	STACK HEIGHTS IN FEET 431-450	451-500	501-550	551-600	601-650	651-700	701-750	751-800	801-850	851-900	901-950	951-1000	ABOVE 1000	ROW TOTAL	CUM. TOTAL
EQUAL 0	0	0	0	0	0	0	0	0	0	0	0	0	0	150	0
1- 10	0	0	0	0	0	0	0	0	0	0	0	0	0	288	288
11- 20	0	0	0	0	0	0	0	0	0	0	0	0	0	73	361
21- 30	0	0	0	0	0	0	0	0	0	0	0	0	0	39	400
31- 40	0	0	0	0	0	0	0	0	0	0	0	0	0	26	426
41- 50	0	0	0	0	0	0	0	0	0	0	0	0	0	19	445
51- 60	0	0	0	0	0	0	0	0	0	0	0	0	0	19	464
61- 70	0	0	0	0	0	0	0	0	0	0	0	0	0	13	477
71- 80	0	0	0	0	0	0	0	0	0	0	0	0	0	16	493
81- 90	0	0	0	0	0	0	0	0	0	0	0	0	0	8	501
91- 100	0	0	0	0	0	0	0	0	0	0	0	0	0	9	510
101- 200	0	0	0	0	0	0	0	0	0	0	0	0	0	42	552
201- 300	0	0	0	0	0	0	0	0	0	0	0	0	0	16	568
301- 400	0	0	0	0	0	0	0	0	0	0	0	0	0	5	573
401- 500	0	0	0	0	0	0	0	0	0	0	0	0	0	5	578
501- 600	0	0	0	0	0	0	0	0	0	0	0	0	0	3	581
601- 700	0	0	0	0	0	0	0	0	0	0	0	0	0	1	582
701- 800	0	0	0	0	0	0	0	0	0	0	0	0	0	1	583
801- 900	0	0	0	0	0	0	0	0	0	0	0	0	0	1	584
901- 1000	0	0	0	0	0	0	0	0	0	0	0	0	0	1	585
1001- 2000	0	0	0	0	0	0	0	0	0	0	0	0	0	2	587
2001- 3000	0	0	0	0	0	0	0	0	0	0	0	0	0	1	588
3001- 4000	0	0	0	0	0	0	0	0	0	0	0	0	0	0	588
4001- 5000	0	0	0	0	0	0	0	0	0	0	0	0	0	0	588
5001- 6000	0	0	0	0	0	0	0	0	0	0	0	0	0	0	588
6001- 7000	0	0	0	0	0	0	0	0	0	0	0	0	0	0	588
7001- 8000	0	0	0	0	0	0	0	0	0	0	0	0	0	0	588
8001- 9000	0	0	0	0	0	0	0	0	0	0	0	0	0	0	588
9001- 10000	0	0	0	0	0	0	0	0	0	0	0	0	0	0	588
10001- 20000	0	0	0	0	0	0	0	0	0	0	0	0	0	0	588
20001- 30000	0	0	0	0	0	0	0	0	0	0	0	0	0	0	588
30001- 40000	0	0	0	0	0	0	0	0	0	0	0	0	0	0	588
40001- 50000	0	0	0	0	0	0	0	0	0	0	0	0	0	0	588
50001-100000	0	0	0	0	0	0	0	0	0	0	0	0	0	0	588
COLUMN TOTALS	0	0	0	0	0	0	0	0	0	0	0	0	0	738	588
CUMUL. TOTALS	336	336	336	336	336	336	336	336	336	336	336	336	336		

CG7-2

BOILER POPULATION DATA - COMMERCIAL INSTITUTIONAL BOILERS
AVERAGE NUMBER OF BOILERS PER PLANT BY CAPACITY & LOAD FACTOR RANGE
ALL GAS-FIRED BOILERS

ENTRIES ARE NUMBER OF BOILERS DIVIDED BY NUMBER OF PLANTS FOR EACH CAPACITY & LOAD FACTOR PAIR

CAPACITY MBTU'S/HR	PLANT LOAD FACTORS EQUAL 0.00	0.01-0.09	0.10-0.19	0.20-0.29	0.30-0.39	0.40-0.49	0.50-0.59	0.60-0.69	0.70-0.79
EQUAL 0	1.59	0.0	0.0	0.0	0.0	0.0	0.0	0.0	0.0
1- 10	1.60	1.48	1.35	1.40	1.00	1.10	1.25	2.67	1.50
11- 20	2.33	2.19	13.67	2.20	2.00	1.17	1.00	1.67	1.00
21- 30	0.0	1.60	1.63	1.00	1.00	1.67	1.00	1.50	0.0
31- 40	2.50	1.50	1.67	1.75	2.50	0.0	2.00	0.0	4.00
41- 50	0.0	2.00	3.00	2.71	8.00	1.00	4.50	0.0	0.0
51- 60	0.0	1.33	1.33	3.33	0.0	0.0	1.00	1.00	0.0
61- 70	0.0	2.33	3.40	6.00	1.00	0.0	4.00	0.0	0.0
71- 80	3.50	1.00	2.00	1.00	0.0	0.0	0.0	2.00	0.0
81- 90	0.0	1.00	6.00	2.50	4.00	1.00	1.00	0.0	0.0
91- 100	0.0	1.00	1.50	4.00	0.0	0.0	0.0	0.0	0.0
101- 200	4.00	1.75	2.86	3.80	3.00	4.00	1.00	0.0	1.00
201- 300	2.00	2.50	2.40	2.33	6.50	0.0	0.0	0.0	0.0
301- 400	0.0	2.33	1.00	0.0	4.00	0.0	0.0	0.0	0.0
401- 500	0.0	1.00	3.25	1.00	10.00	0.0	0.0	0.0	0.0
501- 600	0.0	1.00	0.0	0.0	0.0	0.0	0.0	0.0	0.0
601- 700	0.0	0.0	0.0	2.00	0.0	0.0	0.0	0.0	0.0
701- 800	0.0	0.0	1.00	9.00	2.00	0.0	0.0	0.0	0.0
801- 900	0.0	0.0	0.0	0.0	0.0	0.0	0.0	0.0	0.0
901- 1000	0.0	0.0	0.0	0.0	0.0	0.0	0.0	0.0	0.0
1001- 2000	0.0	5.00	0.0	0.0	0.0	0.0	0.0	0.0	0.0
2001- 3000	0.0	2.00	0.0	0.0	0.0	0.0	0.0	0.0	0.0
3001- 4000	0.0	0.0	0.0	0.0	0.0	0.0	0.0	0.0	0.0
4001- 5000	0.0	0.0	0.0	0.0	0.0	0.0	0.0	0.0	0.0
5001- 6000	0.0	0.0	0.0	0.0	0.0	0.0	0.0	0.0	0.0
6001- 7000	0.0	0.0	0.0	0.0	0.0	0.0	0.0	0.0	0.0
7001- 8000	0.0	0.0	0.0	0.0	0.0	0.0	0.0	0.0	0.0
8001- 9000	0.0	0.0	0.0	0.0	0.0	0.0	0.0	0.0	0.0
9001- 10000	0.0	0.0	0.0	0.0	0.0	0.0	0.0	0.0	0.0
10001- 20000	0.0	0.0	0.0	0.0	0.0	0.0	0.0	0.0	0.0
20001- 30000	0.0	0.0	0.0	0.0	0.0	0.0	0.0	0.0	0.0
30001- 40000	0.0	0.0	0.0	0.0	0.0	0.0	0.0	0.0	0.0
40001- 50000	0.0	0.0	0.0	0.0	0.0	0.0	0.0	0.0	0.0
50001-100000	0.0	0.0	0.0	0.0	0.0	0.0	0.0	0.0	0.0
COLUMN TOTALS	1.85	1.85	2.37	2.10	2.76	1.43	1.59	1.90	1.60
CUMUL. TOTALS	0.0	1.85	2.17	2.15	2.20	2.14	2.11	2.11	2.09

BOILER POPULATION DATA - COMMERCIAL INSTITUTIONAL BOILERS
AVERAGE NUMBER OF BOILERS PER PLANT BY CAPACITY & LOAD FACTOR RANGE
ALL GAS-FIRED BOILERS

ENTRIES ARE NUMBER OF BOILERS DIVIDED BY NUMBER OF PLANTS FOR EACH CAPACITY & LOAD FACTOR PAIR

CAPACITY MBTU'S/HR	PLANT LOAD FACTORS 0.80-0.89	0.90-0.99	TOTAL <1.00	EQUAL 1.00	ABOVE 1.00	ROW TOTAL	CUMTOT <1.00	CUMTOT ALL
EQUAL 0	0.0	0.0	1.59	0.0	1.67	1.63	0.0	0.0
1- 10	0.0	2.78	1.46	0.0	1.93	1.52	1.46	1.52
11- 20	0.0	1.00	3.27	0.0	1.50	3.20	1.81	1.82
21- 30	1.50	1.33	1.46	0.0	1.50	1.47	1.78	1.79
31- 40	0.0	0.0	1.91	0.0	0.0	1.91	1.79	1.80
41- 50	0.0	0.0	3.12	0.0	2.00	3.06	1.86	1.86
51- 60	0.0	0.0	1.82	0.0	2.00	1.83	1.86	1.86
61- 70	0.0	0.0	3.18	0.0	0.0	3.18	1.90	1.90
71- 80	0.0	0.0	2.10	0.0	0.0	2.10	1.91	1.91
81- 90	0.0	0.0	3.33	0.0	0.0	3.33	1.94	1.94
91- 100	3.00	0.0	2.50	0.0	6.00	2.89	1.96	1.96
101- 200	0.0	2.00	2.63	0.0	1.75	2.55	2.02	2.02
201- 300	0.0	0.0	3.00	0.0	0.0	3.00	2.05	2.04
301- 400	0.0	0.0	2.40	0.0	6.00	3.00	2.05	2.06
401- 500	0.0	0.0	3.25	0.0	0.0	3.25	2.08	2.08
501- 600	0.0	0.0	1.00	0.0	0.0	1.00	2.07	2.07
601- 700	0.0	0.0	2.00	0.0	0.0	2.00	2.07	2.07
701- 800	0.0	0.0	4.00	0.0	0.0	4.00	2.09	2.09
801- 900	0.0	0.0	0.0	0.0	0.0	0.0	2.09	2.09
901- 1000	0.0	0.0	0.0	0.0	3.00	3.00	2.09	2.09
1001- 2000	0.0	0.0	5.00	0.0	0.0	5.00	2.11	2.11
2001- 3000	0.0	0.0	2.00	0.0	0.0	2.00	2.11	2.11
3001- 4000	0.0	0.0	0.0	0.0	0.0	0.0	2.11	2.11
4001- 5000	0.0	0.0	0.0	0.0	0.0	0.0	2.11	2.11
5001- 6000	0.0	0.0	0.0	0.0	0.0	0.0	2.11	2.11
6001- 7000	0.0	0.0	0.0	0.0	0.0	0.0	2.11	2.11
7001- 8000	0.0	0.0	0.0	0.0	0.0	0.0	2.11	2.11
8001- 9000	0.0	0.0	0.0	0.0	0.0	0.0	2.11	2.11
9001- 10000	0.0	0.0	0.0	0.0	0.0	0.0	2.11	2.11
10001- 20000	0.0	0.0	0.0	0.0	0.0	0.0	2.11	2.11
20001- 30000	0.0	0.0	0.0	0.0	0.0	0.0	2.11	2.11
30001- 40000	0.0	0.0	0.0	0.0	0.0	0.0	2.11	2.11
40001- 50000	0.0	0.0	0.0	0.0	0.0	0.0	2.11	2.11
50001-100000	0.0	0.0	0.0	0.0	0.0	0.0	2.11	2.11
COLUMN TOTALS	2.00	2.29	2.06	0.0	1.87	1.74		
CUMUL. TOTALS	2.09	2.10	2.10	2.10	2.06			

BOILER CAPACITY BY BOILER LOAD FACTOR
ALL OIL-FIRED BOILERS

TABLE ENTRIES ARE NUMBER OF BOILERS
WITHIN CAPACITY AND LOAD FACTOR RANGES

CAPACITY MBTU'S/HR		BOILER LOAD FACTORS EQUAL 0.00	0.01- 0.09	0.10- 0.19	0.20- 0.29	0.30- 0.39	0.40- 0.49	0.50- 0.59	0.60- 0.69	0.70- 0.79
EQUAL	0	32	0	0	0	0	0	0	0	0
1-	10	50	167	206	145	65	26	34	12	5
11-	20	9	56	70	63	30	16	3	7	5
21-	30	5	41	49	28	14	13	9	0	1
31-	40	2	23	23	17	7	9	6	3	0
41-	50	5	14	22	17	5	4	1	2	1
51-	60	7	10	13	12	7	1	3	0	0
61-	70	0	14	6	8	1	2	0	3	1
71-	80	3	11	9	5	7	2	1	0	0
81-	90	1	8	7	3	1	2	0	0	0
91-	100	4	10	5	3	1	6	1	0	0
101-	200	1	24	14	14	8	4	0	0	0
201-	300	0	8	8	0	1	0	0	0	0
301-	400	0	2	5	0	0	0	0	0	0
401-	500	0	5	3	0	0	0	0	0	0
501-	600	0	3	0	1	0	0	0	0	0
601-	700	0	0	0	1	0	0	0	0	0
701-	800	0	1	0	0	0	0	0	0	0
801-	900	0	1	0	0	0	0	0	0	0
901-	1000	0	0	0	0	0	0	0	0	0
1001-	2000	0	1	0	0	0	0	0	0	0
2001-	3000	0	0	0	0	0	0	0	0	0
3001-	4000	0	0	0	0	0	0	0	0	0
4001-	5000	0	0	0	0	0	0	0	0	0
5001-	6000	0	0	0	0	0	0	0	0	0
6001-	7000	0	0	0	0	0	0	0	0	0
7001-	8000	0	0	0	0	0	0	0	0	0
8001-	9000	0	0	0	0	0	0	0	0	0
9001-	10000	0	0	0	0	0	0	0	0	0
10001-	100000	0	0	0	0	0	0	0	0	0
COLUMN TOTALS		119	399	440	317	147	84	58	27	13
CUMUL. TOTALS		0	399	839	1156	1303	1387	1445	1472	1485

BOILER POPULATION DATA - COMMERCIAL INSTITUTIONAL BOILERS
BOILER CAPACITY BY BOILER LOAD FACTOR AND CAPACITY
ALL OIL-FIRED BOILERS

TABLE ENTRIES ARE NUMBER OF BOILERS
WITHIN CAPACITY AND LOAD FACTOR RANGES

CAPACITY MBTU'S/HR	BOILER LOAD FACTORS 0.80-0.89	0.90-0.99	TOTAL <1.00	EQUAL 1.00	ABOVE 1.00	ROW TOTAL	CUMTOT <1.00	CUMTOT ALL
EQUAL 0	0	0	32	0	101	133	0	0
1- 10	10	5	725	0	35	760	725	760
11- 20	1	1	261	0	7	268	986	1028
21- 30	0	1	161	0	2	163	1147	1191
31- 40	2	0	91	0	3	94	1238	1285
41- 50	1	1	73	0	0	73	1311	1358
51- 60	0	1	54	0	2	56	1365	1414
61- 70	0	0	35	0	0	35	1400	1449
71- 80	0	0	38	0	0	38	1438	1487
81- 90	0	0	22	0	0	22	1460	1509
91- 100	0	0	30	0	0	30	1490	1539
101- 200	1	0	66	0	1	67	1556	1606
201- 300	0	0	17	0	0	17	1573	1623
301- 400	0	0	7	0	0	7	1580	1630
401- 500	0	0	8	0	0	8	1588	1638
501- 600	0	0	4	0	0	4	1592	1642
601- 700	0	0	1	0	0	1	1593	1643
701- 800	0	0	1	0	0	1	1594	1644
801- 900	0	0	1	0	0	1	1595	1645
901- 1000	0	0	0	0	0	0	1595	1645
1001- 2000	0	0	1	0	0	1	1596	1646
2001- 3000	0	0	0	0	0	0	1596	1646
3001- 4000	0	0	0	0	0	0	1596	1646
4001- 5000	0	0	0	0	0	0	1596	1646
5001- 6000	0	0	0	0	0	0	1596	1646
6001- 7000	0	0	0	0	0	0	1596	1646
7001- 8000	0	0	0	0	0	0	1596	1646
8001- 9000	0	0	0	0	0	0	1596	1646
9001- 10000	0	0	0	0	0	0	1596	1646
10001-100000	0	0	0	0	0	0	1596	1646
COLUMN TOTALS	15	9	1628	0	151	1779		
CUMUL. TOTALS	1500	1509	1509	1509	1660			

PLANT CAPACITY BY PLANT LOAD FACTOR
ALL OIL-FIRED BOILERS

TABLE ENTRIES ARE NUMBER OF PLANTS
WITHIN CAPACITY AND LOAD FACTOR RANGES

CAPACITY MBTU'S/HR	PLANT LOAD FACTORS EQUAL 0.00	0.01- 0.09	0.10- 0.19	0.20- 0.29	0.30- 0.39	0.40- 0.49	0.50- 0.59	0.60- 0.69	0.70- 0.79
EQUAL 0	15	0	0	0	0	0	0	0	0
1- 10	4	86	100	49	25	13	14	6	4
11- 20	2	16	34	23	18	6	3	2	3
21- 30	1	13	29	10	10	3	4	1	1
31- 40	1	18	20	11	2	3	3	1	0
41- 50	0	18	17	14	5	4	2	1	1
51- 60	0	8	9	12	4	2	5	1	0
61- 70	0	8	8	5	1	1	0	0	1
71- 80	2	7	11	3	1	0	2	0	0
81- 90	0	6	5	4	1	1	0	0	0
91- 100	1	6	4	4	2	0	1	0	0
101- 200	3	21	16	16	9	5	0	1	1
201- 300	1	8	7	2	3	2	0	0	0
301- 400	0	3	3	2	0	1	0	0	0
401- 500	1	6	6	0	0	0	0	0	0
501- 600	0	2	1	1	1	0	0	0	0
601- 700	0	0	0	2	0	0	0	0	0
701- 800	0	3	0	0	0	0	0	0	0
801- 900	0	1	0	1	0	0	0	0	0
901- 1000	0	0	1	0	0	0	0	0	0
1001- 2000	0	1	1	0	0	0	0	0	0
2001- 3000	0	0	0	0	0	0	0	0	0
3001- 4000	0	0	0	0	0	0	0	0	0
4001- 5000	0	0	0	0	0	0	0	0	0
5001- 6000	0	0	0	0	0	0	0	0	0
6001- 7000	0	0	0	0	0	0	0	0	0
7001- 8000	0	0	0	0	0	0	0	0	0
8001- 9000	0	0	0	0	0	0	0	0	0
9001- 10000	0	0	0	0	0	0	0	0	0
10001- 20000	0	0	0	0	0	0	0	0	0
20001- 30000	0	0	0	0	0	0	0	0	0
30001- 40000	0	0	0	0	0	0	0	0	0
40001- 50000	0	0	0	0	0	0	0	0	0
50001-100000	0	0	0	0	0	0	0	0	0
COLUMN TOTALS	31	231	272	159	82	41	34	13	11
CUMUL. TOTALS	0	231	503	662	744	785	819	832	843

BOILER POPULATION DATA — COMMERCIAL INSTITUTIONAL BOILERS
PLANT CAPACITY BY PLANT LOAD FACTOR
ALL OIL-FIRED BOILERS

TABLE ENTRIES ARE NUMBER OF PLANTS
WITHIN CAPACITY AND LOAD FACTOR RANGES

CAPACITY MBTU'S/HR	PLANT LOAD FACTORS 0.80-0.89	0.90-0.99	TOTAL <1.00	EQUAL 1.00	ABOVE 1.00	ROW TOTAL	CUMTOT <1.00	CUMTOT ALL
EQUAL 0	0	0	15	0	70	85	0	0
1- 10	4	2	307	0	21	328	307	328
11- 20	1	1	109	0	3	112	416	440
21- 30	0	1	73	0	4	77	489	517
31- 40	0	0	59	0	5	64	548	581
41- 50	1	1	64	0	0	64	612	645
51- 60	0	0	41	0	2	43	653	688
61- 70	1	0	25	0	0	25	678	713
71- 80	0	0	26	0	0	26	704	739
81- 90	0	0	17	0	0	17	721	756
91- 100	0	0	18	0	1	19	739	775
101- 200	0	0	72	0	1	73	811	848
201- 300	0	0	23	0	0	23	834	871
301- 400	0	0	9	0	0	9	843	880
401- 500	0	0	13	0	0	13	856	893
501- 600	0	0	5	0	0	5	861	898
601- 700	0	0	2	0	0	2	863	900
701- 800	0	0	3	0	0	3	866	903
801- 900	0	0	2	0	0	2	868	905
901- 1000	0	0	1	0	0	1	869	906
1001- 2000	0	0	2	0	0	2	871	908
2001- 3000	0	0	0	0	0	0	871	908
3001- 4000	0	0	0	0	0	0	871	908
4001- 5000	0	0	0	0	0	0	871	908
5001- 6000	0	0	0	0	0	0	871	908
6001- 7000	0	0	0	0	0	0	871	908
7001- 8000	0	0	0	0	0	0	871	908
8001- 9000	0	0	0	0	0	0	871	908
9001- 10000	0	0	0	0	0	0	871	908
10001- 20000	0	0	0	0	0	0	871	908
20001- 30000	0	0	0	0	0	0	871	908
30001- 40000	0	0	0	0	0	0	871	908
40001- 50000	0	0	0	0	0	0	871	908
50001-100000	0	0	0	0	0	0	871	908
COLUMN TOTALS	7	5	886	0	107	993		
CUMUL. TOTALS	850	855	855	855	962			

ALL OIL-FIRED BOILERS
BOILER AND PLANT NUMBER DISTRIBUTIONS

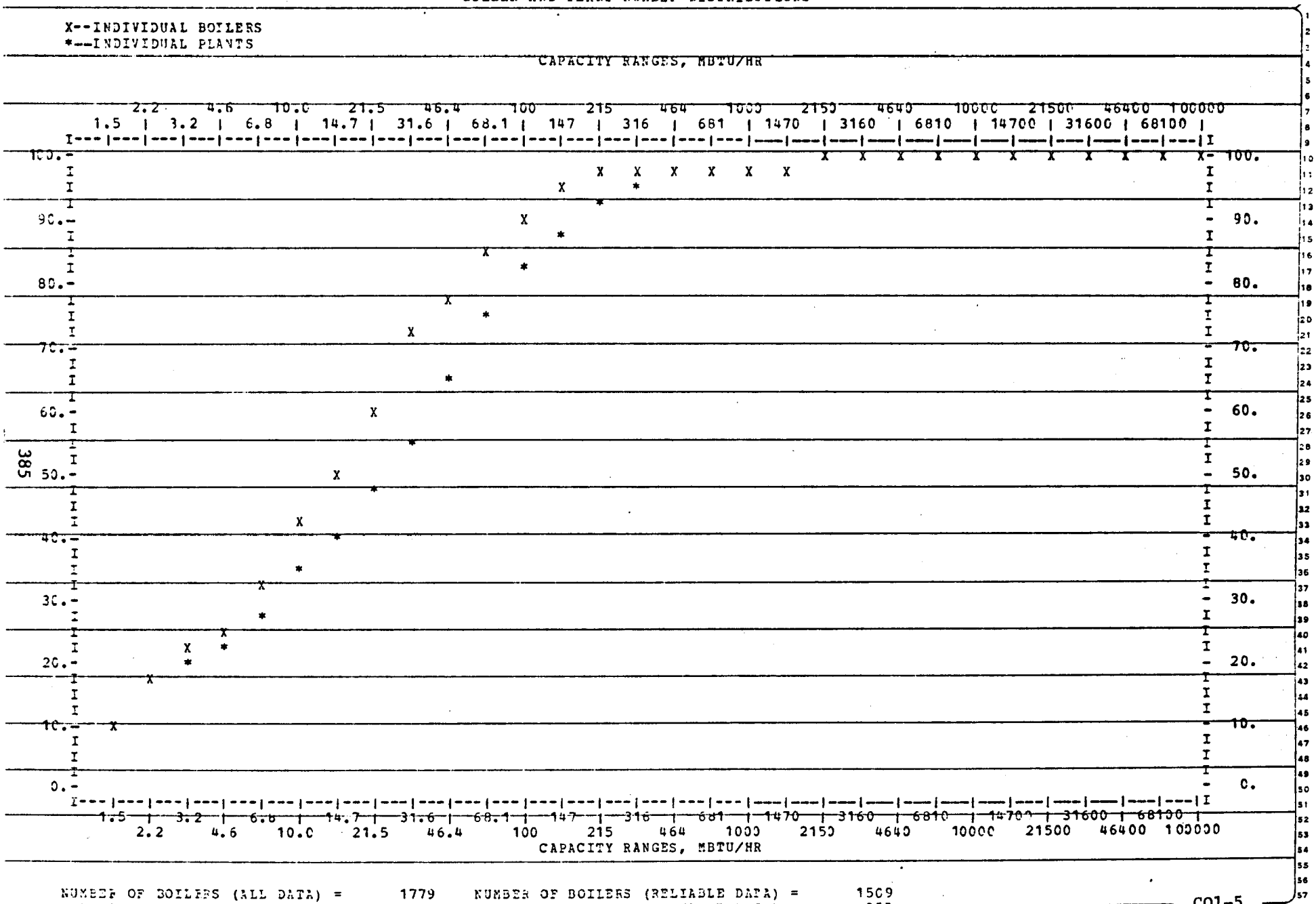

NUMBER OF BOILERS (ALL DATA) = 1779 NUMBER OF BOILERS (RELIABLE DATA) = 1509
NUMBER OF PLANTS (ALL DATA) = 993 NUMBER OF PLANTS (RELIABLE DATA) = 955

CO1-5

BOILER POPULATION DATA - COMMERCIAL INSTITUTIONAL BOILERS
ALL OIL-FIRED BOILERS
LOAD FACTORS



C01-6

NUMBER OF BOILERS (ALL DATA) = 1779 NUMBER OF BOILERS (RELIABLE DATA) = 1509
NUMBER OF PLANTS (ALL DATA) = 993 NUMBER OF PLANTS (RELIABLE DATA) = 855

LOAD FACTOR DENSITIES

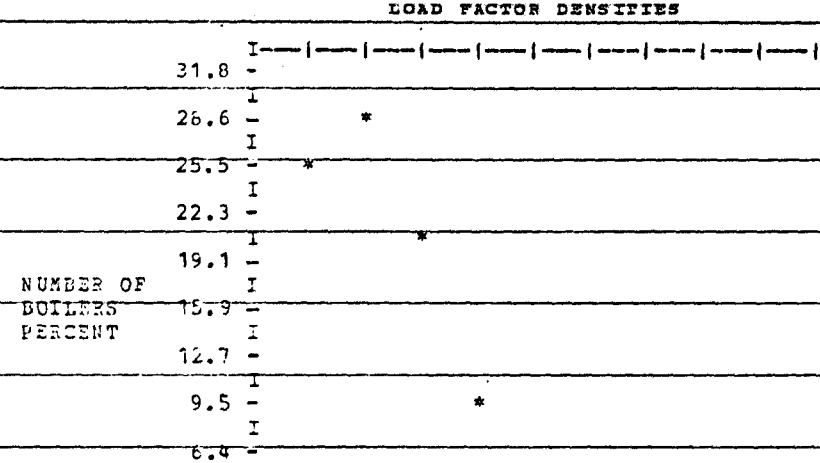

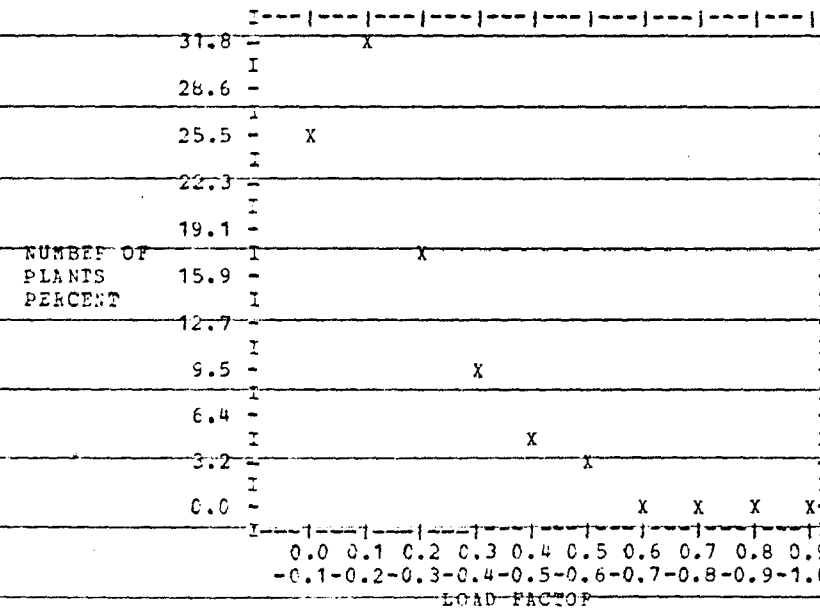

C01-7

NUMBER OF BOILERS (ALL DATA) = 1779 NUMBER OF BOILERS (RELIABLE DATA) = 1509
NUMBER OF PLANTS (ALL DATA) = 993 NUMBER OF PLANTS (RELIABLE DATA) = 855

BOILER POPULATION DATA - COMMERCIAL INSTITUTIONAL BOILERS
BOILER CAPACITY BY BOILER LOAD FACTOR AND CAPACITY
ALL OIL-FIRED BOILERS

TABLE ENTRIES ARE TOTAL CAPACITY
WITHIN CAPACITY AND LOAD FACTOR RANGES

CAPACITY MBTU'S/HR		BOILER LOAD FACTORS EQUAL 0.00	0.01- 0.09	0.10- 0.19	0.20- 0.29	0.30- 0.39	0.40- 0.49	0.50- 0.59	0.60- 0.69	0.70- 0.79
EQUAL	0	0.	0.	0.	0.	0.	0.	0.	0.	0.
1-	10	151.	725.	858.	556.	255.	76.	144.	46.	18.
11-	20	148.	822.	1085.	926.	456.	252.	41.	122.	80.
21-	30	138.	1054.	1256.	710.	364.	330.	238.	0.	23.
31-	40	70.	823.	814.	617.	225.	267.	213.	106.	0.
41-	50	230.	650.	1012.	787.	227.	178.	50.	100.	49.
51-	60	412.	554.	727.	677.	390.	51.	158.	0.	0.
61-	70	0.	940.	399.	533.	68.	132.	0.	189.	67.
71-	80	222.	822.	683.	368.	535.	160.	72.	0.	0.
81-	90	85.	691.	600.	254.	88.	173.	0.	0.	0.
91-	100	396.	982.	481.	286.	95.	588.	100.	0.	0.
101-	200	165.	3235.	1960.	1856.	1144.	578.	0.	0.	0.
201-	300	0.	1968.	2005.	0.	262.	0.	0.	0.	0.
301-	400	0.	690.	1815.	0.	0.	0.	0.	0.	0.
401-	500	0.	2192.	1270.	0.	0.	0.	0.	0.	0.
501-	600	0.	1640.	0.	600.	0.	0.	0.	0.	0.
601-	700	0.	0.	0.	672.	0.	0.	0.	0.	0.
701-	800	0.	735.	0.	0.	0.	0.	0.	0.	0.
801-	900	0.	885.	0.	0.	0.	0.	0.	0.	0.
901-	1000	0.	0.	0.	0.	0.	0.	0.	0.	0.
1001-	2000	0.	1904.	0.	0.	0.	0.	0.	0.	0.
2001-	3000	0.	0.	0.	0.	0.	0.	0.	0.	0.
3001-	4000	0.	0.	0.	0.	0.	0.	0.	0.	0.
4001-	5000	0.	0.	0.	0.	0.	0.	0.	0.	0.
5001-	6000	0.	0.	0.	0.	0.	0.	0.	0.	0.
6001-	7000	0.	0.	0.	0.	0.	0.	0.	0.	0.
7001-	8000	0.	0.	0.	0.	0.	0.	0.	0.	0.
8001-	9000	0.	0.	0.	0.	0.	0.	0.	0.	0.
9001-	10000	0.	0.	0.	0.	0.	0.	0.	0.	0.
10001-	100000	0.	0.	0.	0.	0.	0.	0.	0.	0.
COLUMN TOTALS		2017.	21332.	14965.	8842.	4109.	2785.	1016.	563.	237.
CUMUL. TOTALS		0.	21332.	36297.	45139.	49248.	52033.	53049.	53612.	53849.

BOILER POPULATION DATA - COMMERCIAL INSTITUTIONAL BOILERS
BOILER CAPACITY BY BOILER LOAD FACTOR AND CAPACITY
ALL OIL-FIRED BOILERS

TABLE ENTRIES ARE TOTAL CAPACITY
WITHIN CAPACITY AND LOAD FACTOR RANGES

CAPACITY MBTU'S/HR	BOILER LOAD FACTORS 0.80-0.89	0.90-0.99	TOTAL <1.00	EQUAL 1.00	ABOVE 1.00	ROW TOTAL	CUMTOT <1.00	CUMTOT ALL
EQUAL 0	0.	0.	0.	0.	0.	0.	0.	0.
1- 10	40.	20.	2889.	0.	105.	2994.	2889.	2994.
11- 20	13.	17.	3962.	0.	104.	4066.	6851.	7060.
21- 30	0.	27.	4140.	0.	50.	4190.	10991.	11250.
31- 40	70.	0.	3205.	0.	97.	3302.	14196.	14552.
41- 50	42.	50.	3375.	0.	0.	3375.	17571.	17927.
51- 60	0.	60.	3029.	0.	109.	3138.	20600.	21065.
61- 70	0.	0.	2328.	0.	0.	2328.	22928.	23393.
71- 80	0.	0.	2862.	0.	0.	2862.	25790.	26255.
81- 90	0.	0.	1891.	0.	0.	1891.	27681.	28146.
91- 100	0.	0.	2928.	0.	0.	2928.	30609.	31074.
101- 200	120.	0.	9058.	0.	120.	9178.	39667.	40252.
201- 300	0.	0.	4255.	0.	0.	4255.	43922.	44507.
301- 400	0.	0.	2505.	0.	0.	2505.	46427.	47012.
401- 500	0.	0.	3462.	0.	0.	3462.	49889.	50474.
501- 600	0.	0.	2240.	0.	0.	2240.	52129.	52714.
601- 700	0.	0.	672.	0.	0.	672.	52801.	53386.
701- 800	0.	0.	735.	0.	0.	735.	53536.	54121.
801- 900	0.	0.	885.	0.	0.	885.	54421.	55006.
901- 1000	0.	0.	0.	0.	0.	0.	54421.	55006.
1001- 2000	0.	0.	1904.	0.	0.	1904.	56325.	56910.
2001- 3000	0.	0.	0.	0.	0.	0.	56325.	56910.
3001- 4000	0.	0.	0.	0.	0.	0.	56325.	56910.
4001- 5000	0.	0.	0.	0.	0.	0.	56325.	56910.
5001- 6000	0.	0.	0.	0.	0.	0.	56325.	56910.
6001- 7000	0.	0.	0.	0.	0.	0.	56325.	56910.
7001- 8000	0.	0.	0.	0.	0.	0.	56325.	56910.
8001- 9000	0.	0.	0.	0.	0.	0.	56325.	56910.
9001- 10000	0.	0.	0.	0.	0.	0.	56325.	56910.
10001-100000	0.	0.	0.	0.	0.	0.	56325.	56910.
COLUMN TOTALS	285.	174.	56325.	0.	585.	56910.		
CUMUL. TOTALS	54134.	54308.	54308.	54308.	54893.			

BOILER POPULATION DATA — COMMERCIAL INSTITUTIONAL BOILERS
PLANT CAPACITY BY PLANT LOAD FACTOR AND CAPACITY
ALL OIL-FIRED BOILERS

TABLE ENTRIES ARE TOTAL CAPACITY
WITHIN CAPACITY AND LOAD FACTOR RANGES

CAPACITY		PLANT LOAD FACTORS								
		EQUAL	0.01-	0.10-	0.20-	0.30-	0.40-	0.50-	0.60-	0.70-
MBTU'S/HR		0.00	0.09	0.19	0.29	0.39	0.49	0.59	0.69	0.79
EQUAL	0	0.	0.	0.	0.	0.	0.	0.	0.	0.
1-	10	10.	300.	342.	181.	112.	56.	72.	9.	17.
11-	20	33.	215.	533.	349.	288.	94.	50.	33.	48.
21-	30	21.	346.	708.	247.	259.	87.	99.	30.	23.
31-	40	34.	630.	703.	395.	70.	114.	102.	35.	0.
41-	50	0.	826.	773.	652.	227.	182.	95.	50.	49.
51-	60	0.	448.	522.	685.	223.	103.	269.	57.	0.
61-	70	0.	540.	532.	333.	66.	62.	0.	0.	67.
71-	80	152.	529.	834.	225.	75.	0.	148.	0.	0.
81-	90	0.	523.	432.	335.	88.	88.	0.	0.	0.
91-	100	100.	574.	381.	381.	191.	0.	100.	0.	0.
101-	200	586.	3090.	2312.	2247.	1234.	772.	0.	169.	155.
201-	300	292.	2012.	1764.	501.	751.	588.	0.	0.	0.
301-	400	0.	991.	1089.	671.	0.	320.	0.	0.	0.
401-	500	457.	2636.	2588.	0.	0.	0.	0.	0.	0.
501-	600	0.	1187.	529.	600.	576.	0.	0.	0.	0.
601-	700	0.	0.	0.	1308.	0.	0.	0.	0.	0.
701-	800	0.	2207.	0.	0.	0.	0.	0.	0.	0.
801-	900	0.	885.	0.	861.	0.	0.	0.	0.	0.
901-	1000	0.	0.	972.	0.	0.	0.	0.	0.	0.
1001-	2000	0.	1904.	1193.	0.	0.	0.	0.	0.	0.
2001-	3000	0.	0.	0.	0.	0.	0.	0.	0.	0.
3001-	4000	0.	0.	0.	0.	0.	0.	0.	0.	0.
4001-	5000	0.	0.	0.	0.	0.	0.	0.	0.	0.
5001-	6000	0.	0.	0.	0.	0.	0.	0.	0.	0.
6001-	7000	0.	0.	0.	0.	0.	0.	0.	0.	0.
7001-	8000	0.	0.	0.	0.	0.	0.	0.	0.	0.
8001-	9000	0.	0.	0.	0.	0.	0.	0.	0.	0.
9001-	10000	0.	0.	0.	0.	0.	0.	0.	0.	0.
10001-	20000	0.	0.	0.	0.	0.	0.	0.	0.	0.
20001-	30000	0.	0.	0.	0.	0.	0.	0.	0.	0.
30001-	40000	0.	0.	0.	0.	0.	0.	0.	0.	0.
40001-	50000	0.	0.	0.	0.	0.	0.	0.	0.	0.
50001-	100000	0.	0.	0.	0.	0.	0.	0.	0.	0.
COLUMN TOTALS		1607.	19843.	16207.	9971.	4160.	2466.	935.	403.	359.
CUMUL. TOTALS		0.	19843.	36050.	46021.	50181.	52647.	53582.	53985.	54344.

BOILER POPULATION DATA - COMMERCIAL INSTITUTIONAL BOILERS
PLANT CAPACITY BY PLANT LOAD FACTOR AND CAPACITY
ALL OIL-FIRED BOILERS

TABLE ENTRIES ARE TOTAL CAPACITY
WITHIN CAPACITY AND LOAD FACTOR RANGES

CAPACITY MBTU'S/HR	PLANT LOAD FACTORS 0.80-0.89	0.90-0.99	TOTAL <1.00	EQUAL 1.00	ABOVE 1.00	ROW TOTAL	CUMTOT <1.00	CUMTOT ALL
EQUAL 0	0.	0.	0.	0.	0.	0.	0.	0.
1- 10	17.	14.	1130.	0.	84.	1214.	1130.	1214.
11- 20	11.	17.	1671.	0.	39.	1710.	2801.	2924.
21- 30	0.	27.	1847.	0.	98.	1945.	4648.	4869.
31- 40	0.	0.	2083.	0.	167.	2250.	6731.	7119.
41- 50	42.	50.	2946.	0.	0.	2946.	9677.	10065.
51- 60	0.	0.	2307.	0.	109.	2416.	11984.	12481.
61- 70	70.	0.	1670.	0.	0.	1670.	13654.	14151.
71- 80	0.	0.	1963.	0.	0.	1963.	15617.	16114.
81- 90	0.	0.	1466.	0.	0.	1466.	17083.	17580.
91- 100	0.	0.	1727.	0.	94.	1821.	18810.	19401.
101- 200	0.	0.	10507.	0.	120.	10627.	29317.	30028.
201- 300	0.	0.	5908.	0.	0.	5908.	35225.	35936.
301- 400	0.	0.	3071.	0.	0.	3071.	38296.	39007.
401- 500	0.	0.	5681.	0.	0.	5681.	43977.	44688.
501- 600	0.	0.	2892.	0.	0.	2892.	46869.	47580.
601- 700	0.	0.	1308.	0.	0.	1308.	48177.	48888.
701- 800	0.	0.	2207.	0.	0.	2207.	50384.	51095.
801- 900	0.	0.	1746.	0.	0.	1746.	52130.	52841.
901- 1000	0.	0.	972.	0.	0.	972.	53102.	53813.
1001- 2000	0.	0.	3097.	0.	0.	3097.	56199.	56910.
2001- 3000	0.	0.	0.	0.	0.	0.	56199.	56910.
3001- 4000	0.	0.	0.	0.	0.	0.	56199.	56910.
4001- 5000	0.	0.	0.	0.	0.	0.	56199.	56910.
5001- 6000	0.	0.	0.	0.	0.	0.	56199.	56910.
6001- 7000	0.	0.	0.	0.	0.	0.	56199.	56910.
7001- 8000	0.	0.	0.	0.	0.	0.	56199.	56910.
8001- 9000	0.	0.	0.	0.	0.	0.	56199.	56910.
9001- 10000	0.	0.	0.	0.	0.	0.	56199.	56910.
10001- 20000	0.	0.	0.	0.	0.	0.	56199.	56910.
20001- 30000	0.	0.	0.	0.	0.	0.	56199.	56910.
30001- 40000	0.	0.	0.	0.	0.	0.	56199.	56910.
40001- 50000	0.	0.	0.	0.	0.	0.	56199.	56910.
50001-100000	0.	0.	0.	0.	0.	0.	56199.	56910.
COLUMN TOTALS	140.	108.	56199.	0.	711.	56910.		
CUMUL. TOTALS	54484.	54592.	54592.	54592.	55303.			

ALL OIL-FIRED BOILERS
BOILER AND PLANT SIZE DISTRIBUTIONS

X--INDIVIDUAL BOILERS
*--PLANTS

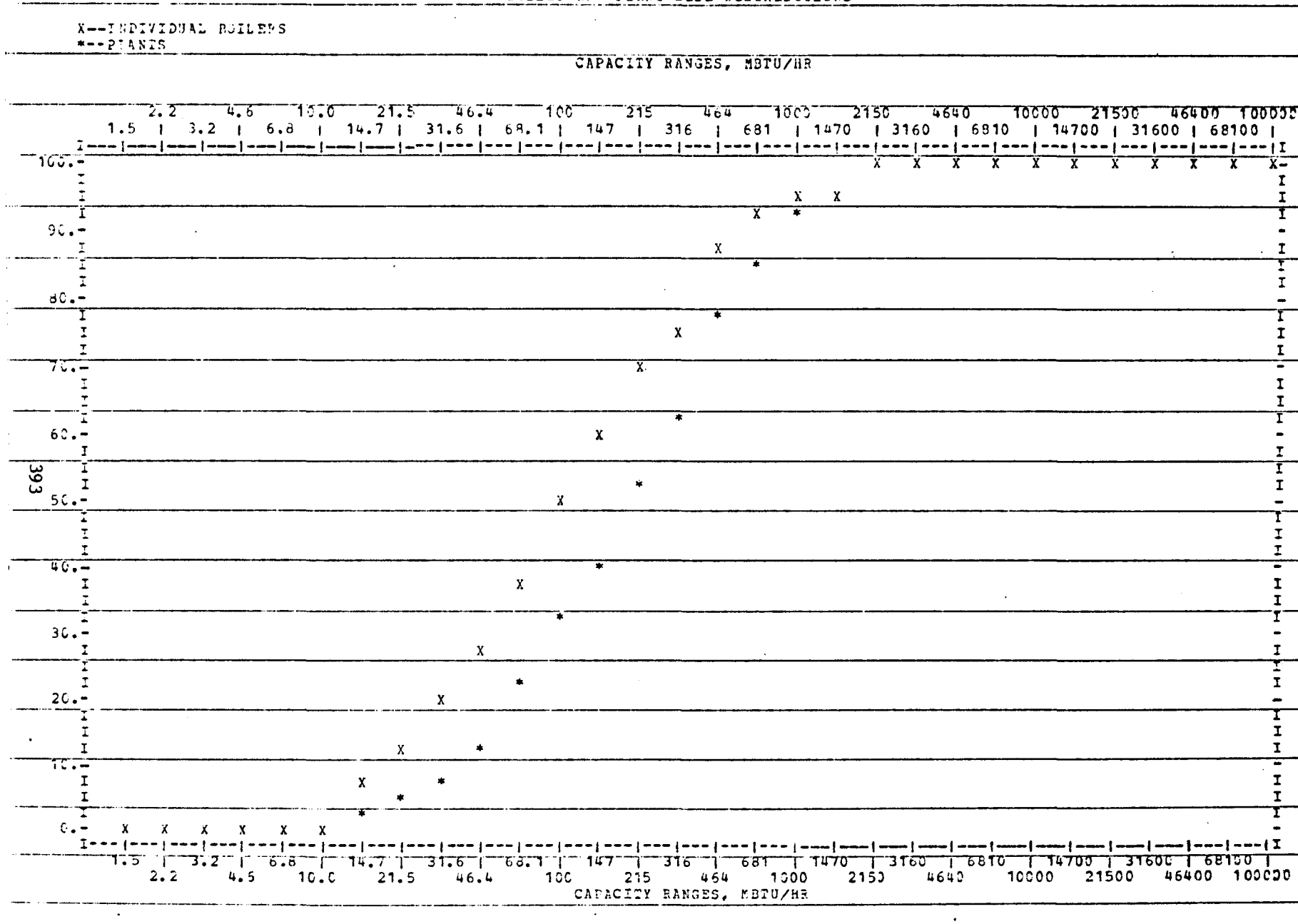

BOILER CATACITIES (ALL DATA) = 56910. BOILER CAPACITIES (RELIABLE DATA) = 54308.
PLANT CAPACITIES (ALL DATA) = 56910. PLANT CAPACITIES (RELIABLE DATA) = 54592.

CO2-5

BOILER POPULATION DATA - COMMERCIAL INSTITUTIONAL BOILERS
ALL OIL-FIRED BOILERS
LOAD FACTORS



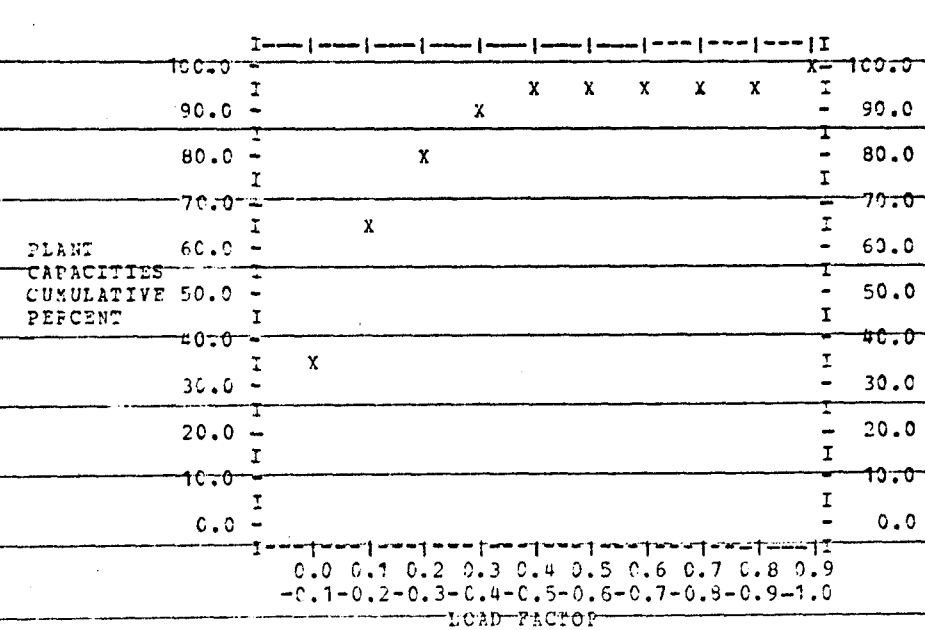

CO2-6

BOILER CAPACITIES (ALL DATA) = 56910. BOILER CAPACITIES (RELIABLE DATA) = 54908.
PLANT CAPACITIES (ALL DATA) = 56910. PLANT CAPACITIES (RELIABLE DATA) = 54592.

LOAD FACTOR DENSITIES

```
                                  I---|---|---|---|---|---|---|---|---|---|I
                            39.3 -                                        - 39.3
                                 I                                        I
                            35.4 -    *                                   - 35.4
                                 I                                        I
                            31.4 -                                        - 31.4
                                 I        *                               I
                            27.5 -                                        - 27.5
                                 I                                        I
                            23.6 -                                        - 23.6
BOILER                           I                                        I        BOILER
CAPACITIES                  19.6 -                                        - 19.6   CAPACITIES
PERCENT                          I            *                           I        PERCENT
                            15.7 -                                        - 15.7
                                 I                                        I
                            11.8 -                                        - 11.8
                                 I                                        I
                             7.9 -                                        -  7.9
                                 I                 *                      I
                             3.9 -                     *                  -  3.9
                                 I                                        I
                             0.0 -                         *   *   *   *  *-  0.0
                                 I---|---|---|---|---|---|---|---|---|---|I
                                      0.0 0.1 0.2 0.3 0.4 0.5 0.6 0.7 0.8 0.9
                                     -0.1-0.2-0.3-0.4-0.5-0.6-0.7-0.8-0.9-1.0
                                                LOAD FACTOR

                                  I---|---|---|---|---|---|---|---|---|---|I
                            39.3 -    X                                   - 39.3
                                 I                                        I
                            35.4 -                                        - 35.4
                                 I                                        I
                            31.4 -                                        - 31.4
                                 I                                        I
                            27.5 -        X                               - 27.5
                                 I                                        I
                            23.6 -                                        - 23.6
PLANT                            I                                        I        PLANT
CAPACITIES                  19.6 -                                        - 19.6   CAPACITIES
PERCENT                          I                                        I        PERCENT
                            15.7 -            X                           - 15.7
                                 I                                        I
                            11.8 -                                        - 11.8
                                 I                                        I
                             7.9 -                                        -  7.9
                                 I                 X                      I
                             3.9 -                     X                  -  3.9
                                 I                                        I
                             0.0 -                         X   X   X   X  X-  0.0
                                 I---|---|---|---|---|---|---|---|---|---|I
                                      0.0 0.1 0.2 0.3 0.4 0.5 0.6 0.7 0.8 0.9
                                     -0.1-0.2-0.3-0.4-0.5-0.6-0.7-0.8-0.9-1.0
                                                LOAD FACTOR
```

BOILER CAPACITIES (ALL DATA) = 56910. BOILER CAPACITIES (RELIABLE DATA) = 54308.
PLANT CAPACITIES (ALL DATA) = 56910. PLANT CAPACITIES (RELIABLE DATA) = 54592.

CO2-7

ALL OIL-FIRED BOILERS

TABLE ENTRIES ARE NUMBER OF BOILERS
WITHIN CAPACITY AND FUEL SULFUR CONTENT RANGES

BOILER FUEL SULFUR CONTENT (WEIGHT PERCENT, EQUIVALENT BTU BASIS)

CAPACITY MBTU'S/HR	EQUAL 0.	>0. -.2	>.2 -.3	>.3 -.4	>.4 -.6	>.6 -.8	>.8 -1.0	>1.0 -1.2	>1.2 -1.5
EQUAL 0	34	7	32	14	15	4	11	1	0
1- 10	61	35	104	66	49	58	168	20	47
11- 20	9	10	13	2	7	18	66	17	21
21- 30	7	2	9	2	7	10	39	3	12
31- 40	5	3	3	1	4	7	23	2	7
41- 50	5	1	0	1	4	2	17	1	5
51- 60	7	0	1	0	1	4	4	1	8
61- 70	0	2	1	4	0	2	11	0	1
71- 80	3	3	2	0	0	9	4	0	3
81- 90	1	1	1	0	0	1	4	0	2
91- 100	4	0	2	2	1	1	1	0	1
101- 200	3	5	4	1	4	6	20	0	3
201- 300	1	1	4	0	2	0	1	0	1
301- 400	0	0	0	0	0	4	0	0	0
401- 500	0	1	1	0	0	0	4	0	0
501- 600	0	1	0	0	2	0	0	0	0
601- 700	0	0	0	0	0	0	1	0	0
701- 800	0	0	0	0	0	0	1	0	0
801- 900	0	0	0	0	0	0	1	0	0
901- 1000	0	0	0	0	0	0	0	0	0
1001- 2000	0	0	0	0	1	0	0	0	0
2001- 3000	0	0	0	0	0	0	0	0	0
3001- 4000	0	0	0	0	0	0	0	0	0
4001- 5000	0	0	0	0	0	0	0	0	0
5001- 6000	0	0	0	0	0	0	0	0	0
6001- 7000	0	0	0	0	0	0	0	0	0
7001- 8000	0	0	0	0	0	0	0	0	0
8001- 9000	0	0	0	0	0	0	0	0	0
9001- 10000	0	0	0	0	0	0	0	0	0
10001-100000	0	0	0	0	0	0	0	0	0
COLUMN TOTALS	140	72	177	93	97	126	376	45	111
CUMUL. TOTALS	140	212	389	482	579	705	1081	1126	1237

BOILER POPULATION DATA - COMMERCIAL-INSTITUTIONAL BOILERS
BOILER CAPACITY BY BOILER FUEL SULFUR CONTENT
ALL OIL-FIRED BOILERS

TABLE ENTRIES ARE NUMBER OF BOILERS
WITHIN CAPACITY AND FUEL SULFUR CONTENT RANGES

BOILER FUEL SULFUR CONTENT (WEIGHT PERCENT, EQUIVALENT BTU BASIS)

CAPACITY MBTU'S/HR	>1.5 -2.0	>2.0 -2.5	>2.5 -3.0	>3.0 -3.5	>3.5 -4.0	>4.0 -5.0	>5.0	ROW TOTAL	CUMTOT ALL
EQUAL 0	9	4	2	0	0	0	0	133	133
1- 10	84	60	7	1	0	0	0	760	893
11- 20	62	37	4	1	0	0	1	268	1161
21- 30	41	25	5	1	0	0	0	163	1324
31- 40	21	9	6	3	0	0	0	94	1418
41- 50	14	18	4	1	0	0	0	73	1491
51- 60	18	10	0	2	0	0	0	56	1547
61- 70	5	5	3	1	0	0	0	35	1582
71- 80	3	5	5	1	0	0	0	38	1620
81- 90	7	4	1	0	0	0	0	22	1642
91- 100	8	5	3	2	0	0	0	30	1672
101- 200	3	14	3	1	0	0	0	67	1739
201- 300	4	3	0	0	0	0	0	17	1756
301- 400	1	1	0	1	0	0	0	7	1763
401- 500	0	1	1	0	0	0	0	8	1771
501- 600	1	0	0	0	0	0	0	4	1775
601- 700	0	0	0	0	0	0	0	1	1776
701- 800	0	0	0	0	0	0	0	1	1777
801- 900	0	0	0	0	0	0	0	1	1778
901- 1000	0	0	0	0	0	0	0	0	1778
1001- 2000	0	0	0	0	0	0	0	1	1779
2001- 3000	0	0	0	0	0	0	0	0	1779
3001- 4000	0	0	0	0	0	0	0	0	1779
4001- 5000	0	0	0	0	0	0	0	0	1779
5001- 6000	0	0	0	0	0	0	0	0	1779
6001- 7000	0	0	0	0	0	0	0	0	1779
7001- 8000	0	0	0	0	0	0	0	0	1779
8001- 9000	0	0	0	0	0	0	0	0	1779
9001- 10000	0	0	0	0	0	0	0	0	1779
10001-100000	0	0	0	0	0	0	0	0	1779
COLUMN TOTALS	281	201	44	15	0	0	1	1779	
CUMUL. TOTALS	1518	1719	1763	1778	1778	1778	1779		

PLANT CAPACITY BY PLANT FUEL SULFUR CONTENT
ALL OIL-FIRED BOILERS

TABLE ENTRIES ARE NUMBER OF PLANTS
WITHIN CAPACITY AND FUEL SULFUR CONTENT RANGES

PLANT FUEL SULFUR CONTENT (WEIGHT PERCENT, EQUIVALENT BTU BASIS)

CAPACITY MBTU'S/HR	EQUAL 0.	>0. -.2	>.2 -.3	>.3 -.4	>.4 -.6	>.6 -.8	>.8 -1.0	>1.0 -1.2	>1.2 -1.5
EQUAL 0	17	4	20	8	14	4	7	1	0
1- 10	10	6	58	48	36	30	72	1	12
11- 20	2	5	7	2	3	3	27	4	9
21- 30	1	1	3	0	3	9	21	0	4
31- 40	2	3	4	0	4	2	14	2	6
41- 50	1	1	4	1	3	4	12	0	5
51- 60	0	0	1	0	1	3	11	1	3
61- 70	0	1	0	0	0	2	2	0	0
71- 80	3	1	1	0	1	0	2	0	2
81- 90	0	0	1	0	1	0	4	0	2
91- 100	1	0	0	2	0	2	1	0	1
101- 200	4	3	2	3	4	4	24	1	4
201- 300	1	1	0	1	1	2	4	0	3
301- 400	0	0	1	0	0	1	1	0	1
401- 500	2	1	1	0	0	2	4	0	0
501- 600	0	0	0	0	2	0	1	0	1
601- 700	0	0	0	0	0	0	1	0	1
701- 800	0	1	0	0	0	0	1	0	0
801- 900	0	0	0	0	0	0	1	1	0
901- 1000	0	0	1	0	0	0	0	0	0
1001- 2000	0	0	0	0	1	0	1	0	0
2001- 3000	0	0	0	0	0	0	0	0	0
3001- 4000	0	0	0	0	0	0	0	0	0
4001- 5000	0	0	0	0	0	0	0	0	0
5001- 6000	0	0	0	0	0	0	0	0	0
6001- 7000	0	0	0	0	0	0	0	0	0
7001- 8000	0	0	0	0	0	0	0	0	0
8001- 9000	0	0	0	0	0	0	0	0	0
9001- 10000	0	0	0	0	0	0	0	0	0
10001- 20000	0	0	0	0	0	0	0	0	0
20001- 30000	0	0	0	0	0	0	0	0	0
30001- 40000	0	0	0	0	0	0	0	0	0
40001- 50000	0	0	0	0	0	0	0	0	0
50001-100000	0	0	0	0	0	0	0	0	0
COLUMN TOTALS	44	28	104	65	74	68	211	11	54
CUMUL. TOTALS	44	72	176	241	315	383	594	605	659

BOILER POPULATION DATA - COMMERCIAL-INSTITUTIONAL BOILERS
PLANT CAPACITY BY PLANT FUEL SULFUR CONTENT
ALL OIL-FIRED BOILERS

TABLE ENTRIES ARE NUMBER OF PLANTS
WITHIN CAPACITY AND FUEL SULFUR CONTENT RANGES

PLANT FUEL SULFUR CONTENT (WEIGHT PERCENT, EQUIVALENT BTU BASIS)

CAPACITY MBTU'S/HR	>1.5 -2.0	>2.0 -2.5	>2.5 -3.0	>3.0 -3.5	>3.5 -4.0	>4.0 -5.0	>5.0	ROW TOTAL	CUMTOT ALL
EQUAL 0	7	2	1	0	0	0	0	85	85
1- 10	18	32	5	0	0	0	0	328	413
11- 20	22	26	1	1	0	0	0	112	525
21- 30	14	18	3	0	0	0	0	77	602
31- 40	14	8	3	2	0	0	0	64	666
41- 50	14	14	4	1	0	0	0	64	730
51- 60	13	8	0	2	0	0	0	43	773
61- 70	6	8	5	1	0	0	0	25	798
71- 80	6	6	3	1	0	0	0	26	824
81- 90	4	4	1	0	0	0	0	17	841
91- 100	5	5	2	0	0	0	0	19	860
101- 200	7	13	3	1	0	0	0	73	933
201- 300	6	3	0	1	0	0	0	23	956
301- 400	2	1	1	1	0	0	0	9	965
401- 500	1	1	1	0	0	0	0	13	978
501- 600	0	1	0	0	0	0	0	5	983
601- 700	0	0	0	0	0	0	0	2	985
701- 800	1	0	0	0	0	0	0	3	988
801- 900	0	0	0	0	0	0	0	2	990
901- 1000	0	0	0	0	0	0	0	1	991
1001- 2000	0	0	0	0	0	0	0	2	993
2001- 3000	0	0	0	0	0	0	0	0	993
3001- 4000	0	0	0	0	0	0	0	0	993
4001- 5000	0	0	0	0	0	0	0	0	993
5001- 6000	0	0	0	0	0	0	0	0	993
6001- 7000	0	0	0	0	0	0	0	0	993
7001- 8000	0	0	0	0	0	0	0	0	993
8001- 9000	0	0	0	0	0	0	0	0	993
9001- 10000	0	0	0	0	0	0	0	0	993
10001- 20000	0	0	0	0	0	0	0	0	993
20001- 30000	0	0	0	0	0	0	0	0	993
30001- 40000	0	0	0	0	0	0	0	0	993
40001- 50000	0	0	0	0	0	0	0	0	993
50001-100000	0	0	0	0	0	0	0	0	993
COLUMN TOTALS	140	150	33	11	0	0	0	993	
CUMUL. TOTALS	799	949	982	993	993	993	993		

ALL OIL-FIRED BOILERS

BOILER AND PLANT NUMBER DISTRIBUTIONS

X--INDIVIDUAL BOILERS
*--INDIVIDUAL PLANTS

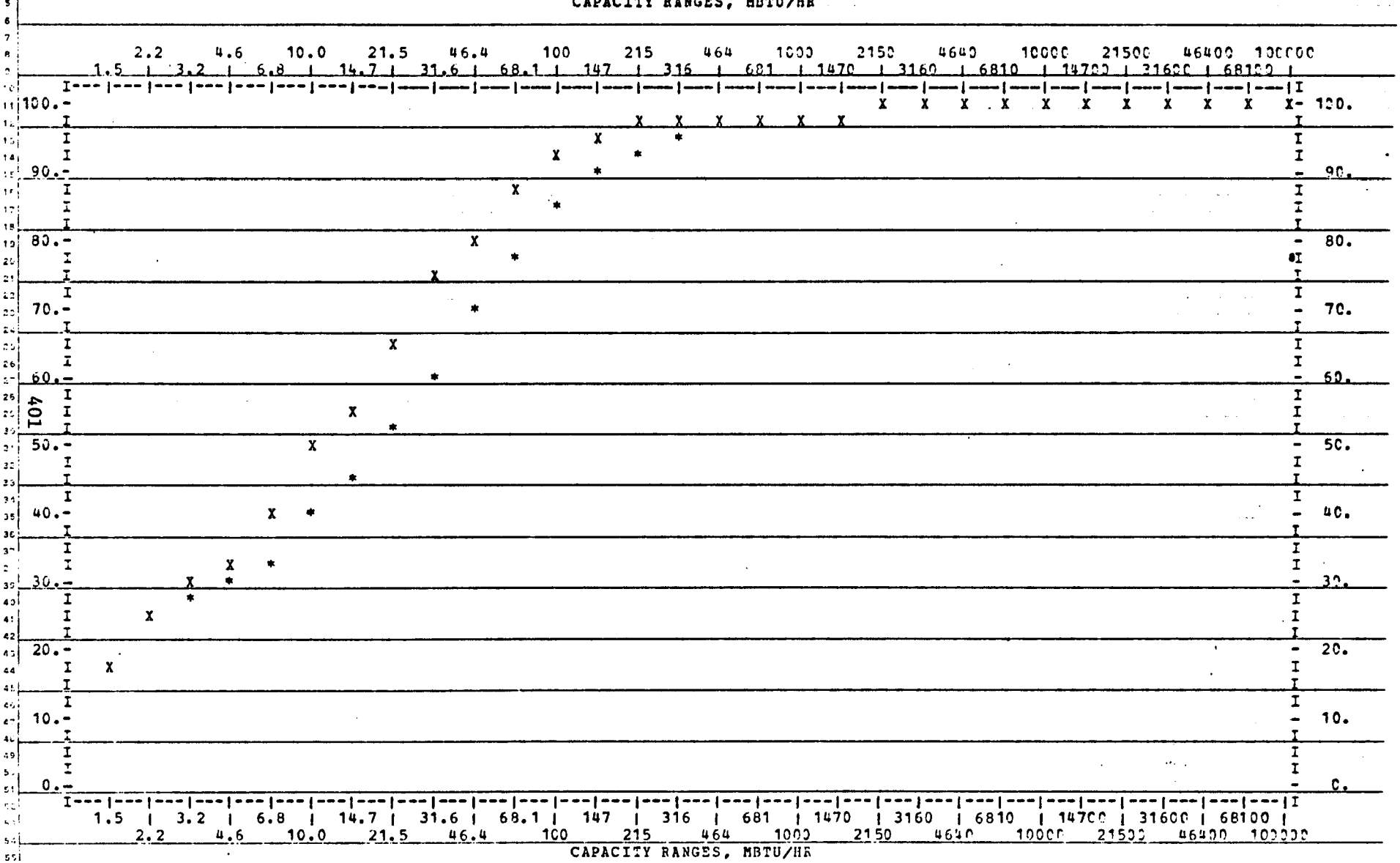

NUMBER OF BOILERS (ALL DATA) = 1779
NUMBER OF PLANTS (ALL DATA) = 993

BOILER POPULATION DATA - COMMERCIAL-INSTITUTIONAL BOILERS
ALL OIL-FIRED BOILERS

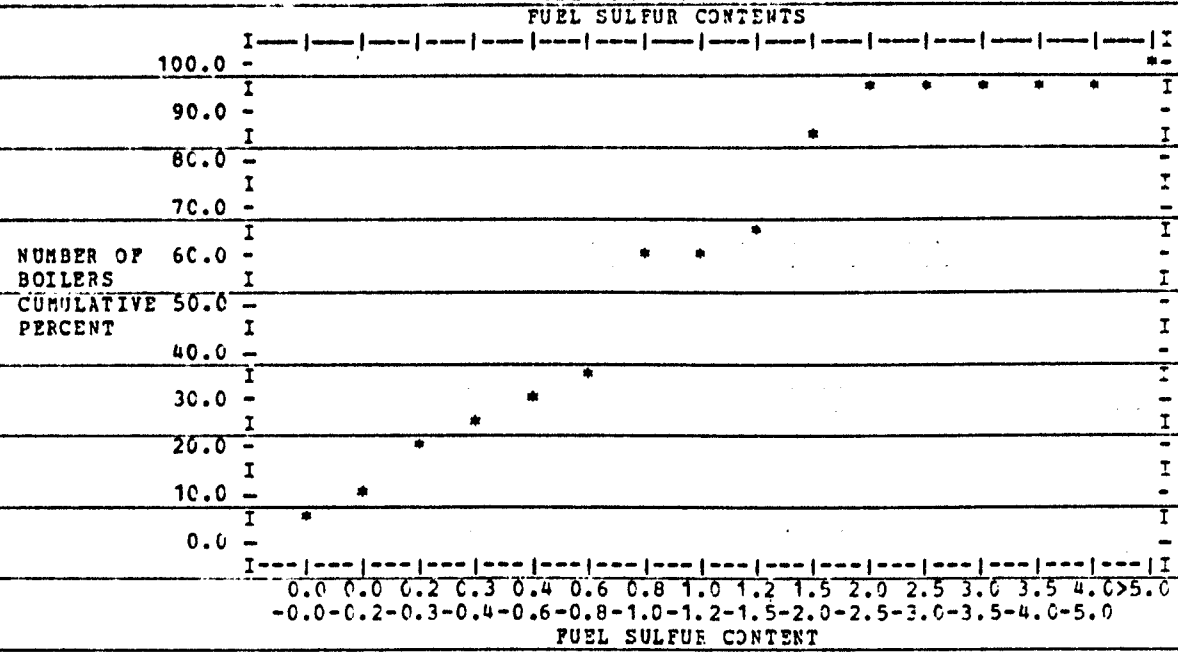

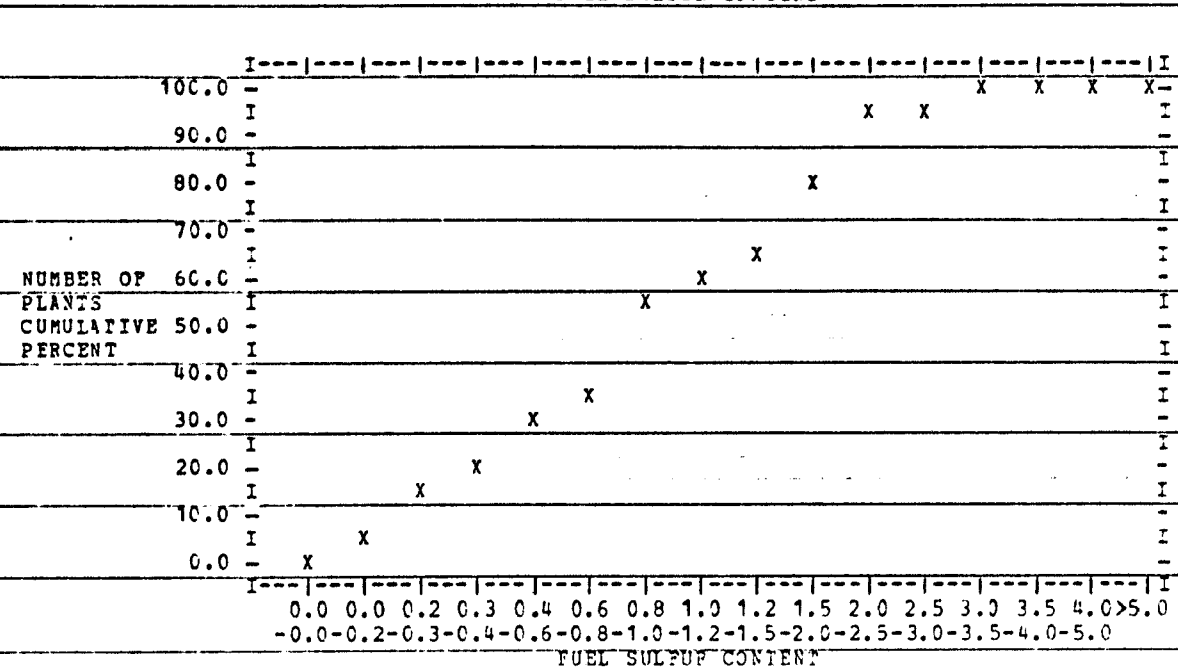

NUMBER OF BOILERS (ALL DATA) = 1779
NUMBER OF PLANTS (ALL DATA) = 993

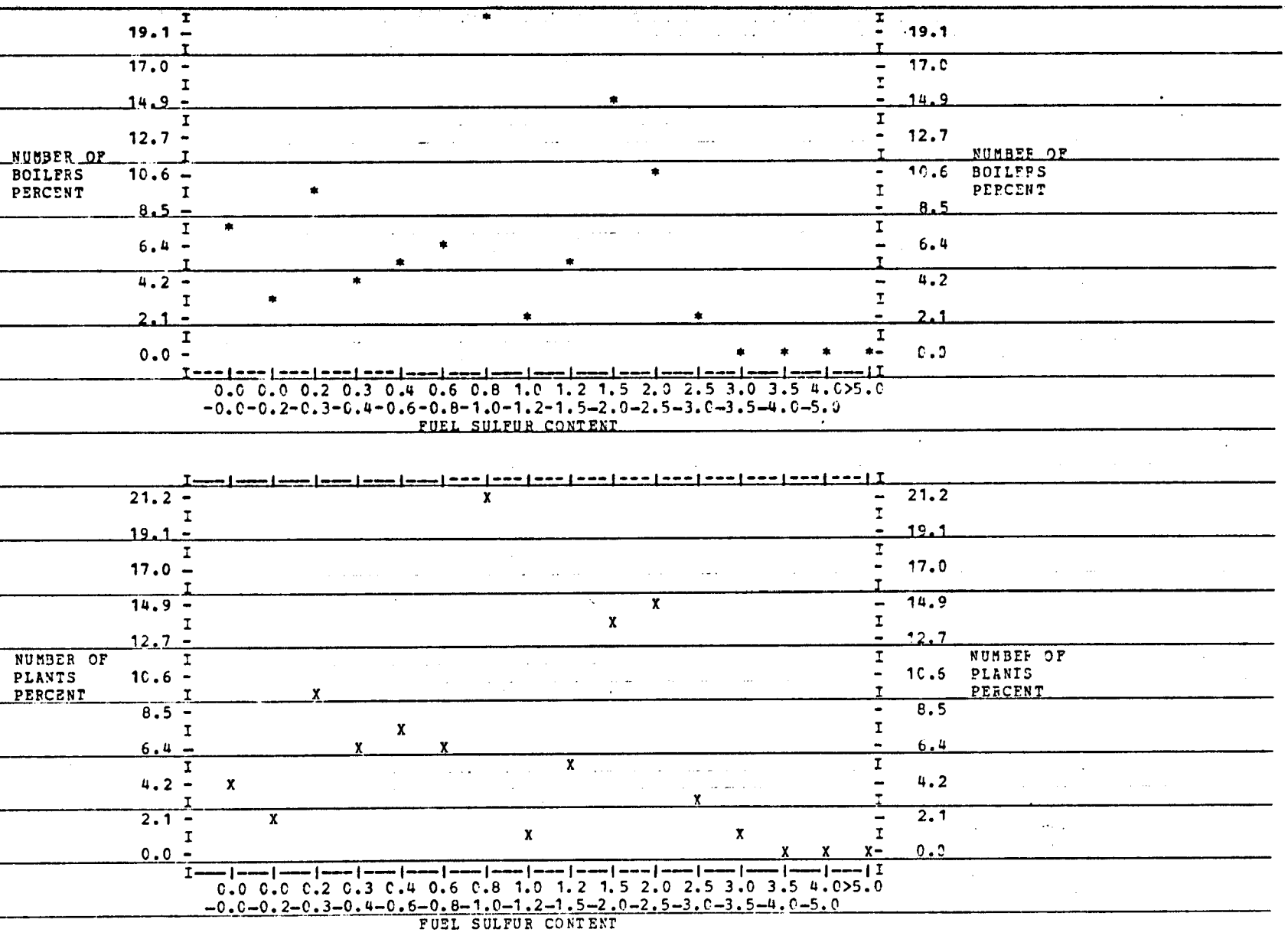

NUMBER OF BOILERS (ALL DATA) = 1779
NUMBER OF PLANTS (ALL DATA) = 993

BOILER CAPACITY BY BOILER FUEL SULFUR CONTENT AND CAPACITY
ALL OIL-FIRED BOILERS

TABLE ENTRIES ARE TOTAL CAPACITY
WITHIN CAPACITY AND FUEL SULFUR CONTENT RANGES

BOILER FUEL SULFUR CONTENT (WEIGHT PERCENT, EQUIVALENT BTU BASIS)

CAPACITY MBTU'S/HR	EQUAL 0.	>0. -.2	>.2 -.3	>.3 -.4	>.4 -.6	>.6 -.8	>.8 -1.0	>1.0 -1.2	>1.2 -1.5
EQUAL 0	0.	0.	0.	0.	0.	0.	0.	0.	0.
1- 10	197.	151.	297.	146.	154.	218.	774.	88.	230.
11- 20	148.	141.	183.	31.	100.	295.	1020.	260.	303.
21- 30	188.	52.	238.	50.	188.	257.	973.	71.	298.
31- 40	181.	108.	106.	35.	145.	267.	782.	68.	244.
41- 50	230.	46.	0.	45.	189.	100.	772.	42.	222.
51- 60	412.	0.	60.	0.	60.	229.	224.	58.	427.
61- 70	0.	137.	68.	256.	0.	132.	735.	0.	67.
71- 80	222.	222.	154.	0.	0.	697.	310.	0.	216.
81- 90	85.	90.	90.	0.	0.	85.	346.	0.	171.
91- 100	396.	0.	200.	193.	100.	100.	97.	0.	97.
101- 200	450.	670.	567.	120.	531.	703.	2766.	0.	376.
201- 300	300.	262.	972.	0.	460.	0.	220.	0.	288.
301- 400	0.	0.	0.	0.	0.	1453.	0.	0.	0.
401- 500	0.	443.	425.	0.	0.	0.	1732.	0.	0.
501- 600	0.	520.	0.	0.	1200.	0.	0.	0.	0.
601- 700	0.	0.	0.	0.	0.	0.	672.	0.	0.
701- 800	0.	0.	0.	0.	0.	0.	735.	0.	0.
801- 900	0.	0.	0.	0.	0.	0.	885.	0.	0.
901- 1000	0.	0.	0.	0.	0.	0.	0.	0.	0.
1001- 2000	0.	0.	0.	0.	1904.	0.	0.	0.	0.
2001- 3000	0.	0.	0.	0.	0.	0.	0.	0.	0.
3001- 4000	0.	0.	0.	0.	0.	0.	0.	0.	0.
4001- 5000	0.	0.	0.	0.	0.	0.	0.	0.	0.
5001- 6000	0.	0.	0.	0.	0.	0.	0.	0.	0.
6001- 7000	0.	0.	0.	0.	0.	0.	0.	0.	0.
7001- 8000	0.	0.	0.	0.	0.	0.	0.	0.	0.
8001- 9000	0.	0.	0.	0.	0.	0.	0.	0.	0.
9001- 10000	0.	0.	0.	0.	0.	0.	0.	0.	0.
10001-100000	0.	0.	0.	0.	0.	0.	0.	0.	0.
COLUMN TOTALS	2809.	2842.	3360.	876.	5031.	4536.	13043.	587.	2939.
CUMUL. TOTALS	2809.	5651.	9011.	9887.	14918.	19454.	32497.	33084.	36023.

405

BOILER POPULATION DATA - COMMERCIAL-INSTITUTIONAL BOILERS
BOILER CAPACITY BY BOILER FUEL SULFUR CONTENT AND CAPACITY
ALL OIL-FIRED BOILERS

TABLE ENTRIES ARE TOTAL CAPACITY
WITHIN CAPACITY AND FUEL SULFUR CONTENT RANGES

BOILER FUEL SULFUR CONTENT (WEIGHT PERCENT, EQUIVALENT BTU BASIS)

CAPACITY MBTU'S/HR	>1.5 -2.0	>2.0 -2.5	>2.5 -3.0	>3.0 -3.5	>3.5 -4.0	>4.0 -5.0	>5.0	ROW TOTAL	CUMTOT ALL
EQUAL 0	0.	0.	0.	0.	0.	0.	0.	0.	0.
1- 10	396.	309.	24.	10.	0.	0.	0.	2994.	2994.
11- 20	919.	574.	57.	20.	0.	0.	15.	4066.	7060.
21- 30	1045.	664.	136.	30.	0.	0.	0.	4190.	11250.
31- 40	739.	304.	218.	105.	0.	0.	0.	3302.	14552.
41- 50	647.	642.	190.	50.	0.	0.	0.	3375.	17927.
51- 60	1014.	545.	0.	109.	0.	0.	0.	3138.	21065.
61- 70	338.	328.	197.	70.	0.	0.	0.	2328.	23393.
71- 80	220.	373.	373.	75.	0.	0.	0.	2862.	26255.
81- 90	601.	336.	87.	0.	0.	0.	0.	1891.	28146.
91- 100	771.	484.	290.	200.	0.	0.	0.	2928.	31074.
101- 200	370.	2100.	363.	162.	0.	0.	0.	9178.	40252.
201- 300	898.	855.	0.	0.	0.	0.	0.	4255.	44507.
301- 400	360.	362.	0.	330.	0.	0.	0.	2505.	47012.
401- 500	0.	412.	450.	0.	0.	0.	0.	3462.	50474.
501- 600	520.	0.	0.	0.	0.	0.	0.	2240.	52714.
601- 700	0.	0.	0.	0.	0.	0.	0.	672.	53386.
701- 800	0.	0.	0.	0.	0.	0.	0.	735.	54121.
801- 900	0.	0.	0.	0.	0.	0.	0.	885.	55006.
901- 1000	0.	0.	0.	0.	0.	0.	0.	0.	55006.
1001- 2000	0.	0.	0.	0.	0.	0.	0.	1904.	56910.
2001- 3000	0.	0.	0.	0.	0.	0.	0.	0.	56910.
3001- 4000	0.	0.	0.	0.	0.	0.	0.	0.	56910.
4001- 5000	0.	0.	0.	0.	0.	0.	0.	0.	56910.
5001- 6000	0.	0.	0.	0.	0.	0.	0.	0.	56910.
6001- 7000	0.	0.	0.	0.	0.	0.	0.	0.	56910.
7001- 8000	0.	0.	0.	0.	0.	0.	0.	0.	56910.
8001- 9000	0.	0.	0.	0.	0.	0.	0.	0.	56910.
9001- 10000	0.	0.	0.	0.	0.	0.	0.	0.	56910.
10001-100000	0.	0.	0.	0.	0.	0.	0.	0.	56910.
COLUMN TOTALS	8838.	8488.	2385.	1161.	0.	0.	15.	56910.	
CUMUL. TOTALS	44861.	53349.	55734.	56895.	56895.	56895.	56910.		

BOILER POPULATION DATA — COMMERCIAL—INSTITUTIONAL BOILERS
PLANT CAPACITY BY PLANT FUEL SULFUR CONTENT AND CAPACITY
ALL OIL-FIRED BOILERS

TABLE ENTRIES ARE TOTAL CAPACITY
WITHIN CAPACITY AND FUEL SULFUR CONTENT RANGES

PLANT FUEL SULFUR CONTENT (WEIGHT PERCENT, EQUIVALENT BTU BASIS)

CAPACITY MBTU'S/HR	EQUAL 0.	>0. -.2	>.2 -.3	>.3 -.4	>.4 -.6	>.6 -.8	>.8 -1.0	>1.0 -1.2	>1.2 -1.5
EQUAL 0	0.	0.	0.	0.	0.	0.	0.	0.	0.
1- 10	39.	16.	160.	107.	100.	84.	359.	8.	69.
11- 20	33.	74.	91.	31.	53.	47.	394.	69.	131.
21- 30	21.	30.	75.	0.	74.	226.	507.	0.	95.
31- 40	67.	107.	133.	0.	149.	67.	493.	73.	210.
41- 50	50.	44.	183.	45.	141.	186.	546.	0.	213.
51- 60	0.	0.	60.	0.	60.	174.	628.	57.	161.
61- 70	0.	70.	0.	0.	0.	134.	129.	0.	0.
71- 80	230.	76.	80.	0.	72.	0.	157.	0.	144.
81- 90	0.	0.	90.	0.	90.	0.	346.	0.	171.
91- 100	100.	0.	0.	193.	0.	195.	96.	0.	97.
101- 200	633.	476.	289.	498.	531.	560.	3474.	150.	546.
201- 300	292.	262.	0.	300.	250.	438.	961.	0.	797.
301- 400	0.	0.	337.	0.	0.	320.	308.	0.	360.
401- 500	917.	430.	425.	0.	0.	880.	1709.	0.	0.
501- 600	0.	0.	0.	0.	1200.	0.	529.	0.	587.
601- 700	0.	0.	0.	0.	0.	0.	672.	0.	636.
701- 800	0.	738.	0.	0.	0.	0.	735.	0.	0.
801- 900	0.	0.	0.	0.	0.	0.	865.	861.	0.
901- 1000	0.	0.	972.	0.	0.	0.	0.	0.	0.
1001- 2000	0.	0.	0.	0.	1904.	0.	1193.	0.	0.
2001- 3000	0.	0.	0.	0.	0.	0.	0.	0.	0.
3001- 4000	0.	0.	0.	0.	0.	0.	0.	0.	0.
4001- 5000	0.	0.	0.	0.	0.	0.	0.	0.	0.
5001- 6000	0.	0.	0.	0.	0.	0.	0.	0.	0.
6001- 7000	0.	0.	0.	0.	0.	0.	0.	0.	0.
7001- 8000	0.	0.	0.	0.	0.	0.	0.	0.	0.
8001- 9000	0.	0.	0.	0.	0.	0.	0.	0.	0.
9001- 10000	0.	0.	0.	0.	0.	0.	0.	0.	0.
10001- 20000	0.	0.	0.	0.	0.	0.	0.	0.	0.
20001- 30000	0.	0.	0.	0.	0.	0.	0.	0.	0.
30001- 40000	0.	0.	0.	0.	0.	0.	0.	0.	0.
40001- 50000	0.	0.	0.	0.	0.	0.	0.	0.	0.
50001-100000	0.	0.	0.	0.	0.	0.	0.	0.	0.
COLUMN TOTALS	2382.	2323.	2895.	1174.	4624.	3311.	14121.	1218.	4217.
CUMUL. TOTALS	2382.	4705.	7600.	8774.	13398.	16709.	30830.	32048.	36265.

BOILER POPULATION DATA - COMMERCIAL-INSTITUTIONAL BOILERS
PLANT CAPACITY BY PLANT FUEL SULFUR CONTENT AND CAPACITY
ALL OIL-FIRED BOILERS

TABLE ENTRIES ARE TOTAL CAPACITY
WITHIN CAPACITY AND FUEL SULFUR CONTENT RANGES

CAPACITY MBTU'S/HR	PLANT FUEL SULFUR CONTENT (WEIGHT PERCENT, EQUIVALENT BTU BASIS) >1.5 -2.0	>2.0 -2.5	>2.5 -3.0	>3.0 -3.5	>3.5 -4.0	>4.0 -5.0	>5.0	ROW TOTAL	CUMTOT ALL
EQUAL 0	0.	0.	0.	0.	0.	0.	0.	0.	0.
1- 10	94.	157.	21.	0.	0.	0.	0.	1214.	1214.
11- 20	333.	416.	18.	20.	0.	0.	0.	1710.	2924.
21- 30	348.	486.	83.	0.	0.	0.	0.	1945.	4869.
31- 40	492.	279.	115.	65.	0.	0.	0.	2250.	7119.
41- 50	645.	653.	190.	50.	0.	0.	0.	2946.	10065.
51- 60	733.	434.	0.	109.	0.	0.	0.	2416.	12481.
61- 70	408.	529.	330.	70.	0.	0.	0.	1670.	14151.
71- 80	453.	448.	228.	75.	0.	0.	0.	1963.	16114.
81- 90	346.	336.	87.	0.	0.	0.	0.	1466.	17580.
91- 100	466.	484.	190.	0.	0.	0.	0.	1821.	19401.
101- 200	1015.	1905.	388.	162.	0.	0.	0.	10627.	30028.
201- 300	1555.	773.	0.	280.	0.	0.	0.	5908.	35936.
301- 400	752.	301.	363.	330.	0.	0.	0.	3071.	39007.
401- 500	420.	450.	450.	0.	0.	0.	0.	5681.	44688.
501- 600	0.	576.	0.	0.	0.	0.	0.	2892.	47580.
601- 700	0.	0.	0.	0.	0.	0.	0.	1308.	48888.
701- 800	734.	0.	0.	0.	0.	0.	0.	2207.	51095.
801- 900	0.	0.	0.	0.	0.	0.	0.	1746.	52841.
901- 1000	0.	0.	0.	0.	0.	0.	0.	972.	53813.
1001- 2000	0.	0.	0.	0.	0.	0.	0.	3097.	56910.
2001- 3000	0.	0.	0.	0.	0.	0.	0.	0.	56910.
3001- 4000	0.	0.	0.	0.	0.	0.	0.	0.	56910.
4001- 5000	0.	0.	0.	0.	0.	0.	0.	0.	56910.
5001- 6000	0.	0.	0.	0.	0.	0.	0.	0.	56910.
6001- 7000	0.	0.	0.	0.	0.	0.	0.	0.	56910.
7001- 8000	0.	0.	0.	0.	0.	0.	0.	0.	56910.
8001- 9000	0.	0.	0.	0.	0.	0.	0.	0.	56910.
9001- 10000	0.	0.	0.	0.	0.	0.	0.	0.	56910.
10001- 20000	0.	0.	0.	0.	0.	0.	0.	0.	56910.
20001- 30000	0.	0.	0.	0.	0.	0.	0.	0.	56910.
30001- 40000	0.	0.	0.	0.	0.	0.	0.	0.	56910.
40001- 50000	0.	0.	0.	0.	0.	0.	0.	0.	56910.
50001-100000	0.	0.	0.	0.	0.	0.	0.	0.	56910.
COLUMN TOTALS	8794.	8227.	2463.	1161.	0.	0.	0.	56910.	
CUMUL. TOTALS	45059.	53286.	55749.	56910.	56910.	56910.	56910.		

ALL OIL-FIRED BOILERS
BOILER AND PLANT SIZE DISTRIBUTIONS

X--INDIVIDUAL BOILERS
*--PLANTS

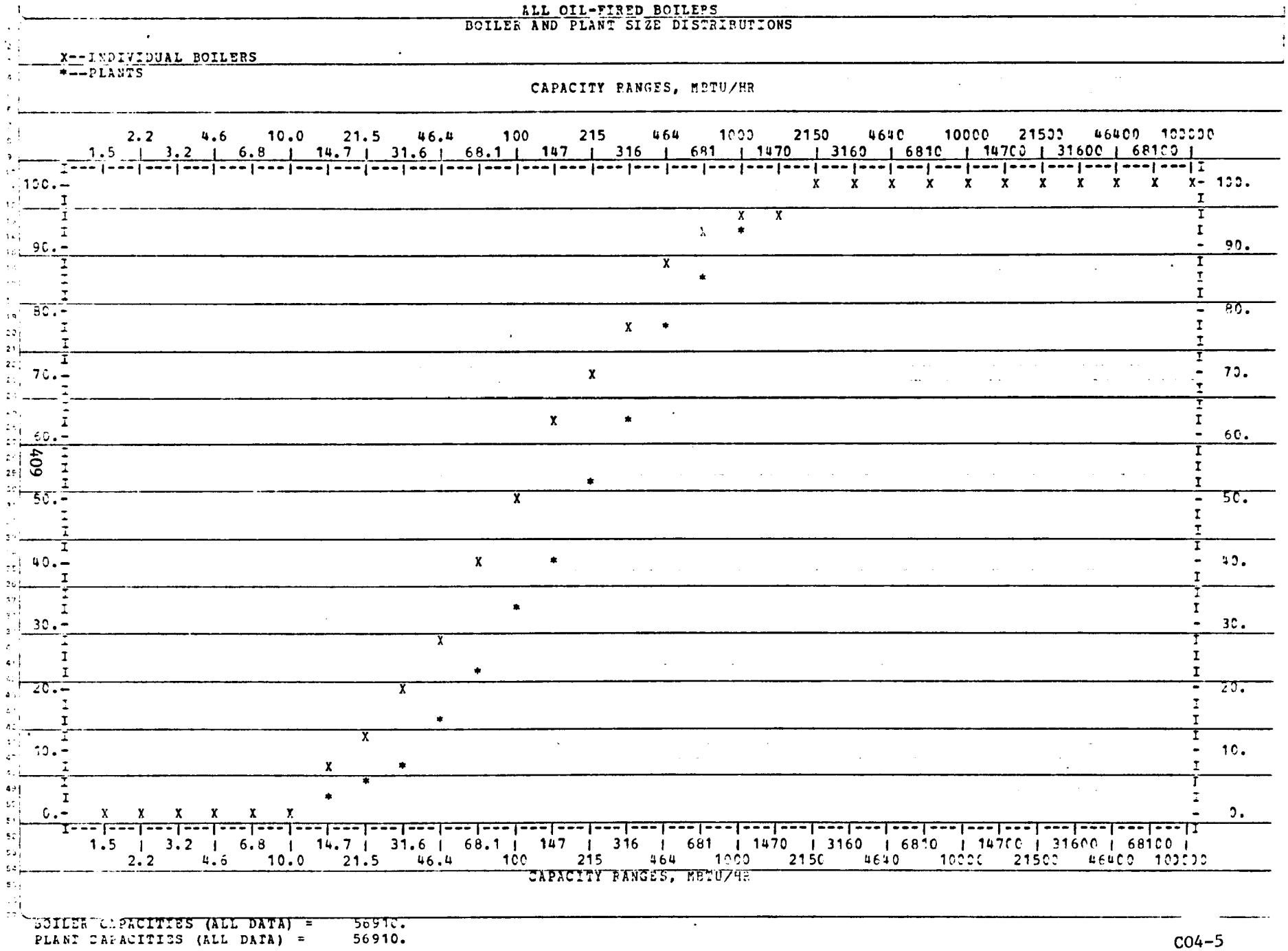

BOILER CAPACITIES (ALL DATA) = 56910.
PLANT CAPACITIES (ALL DATA) = 56910.

BOILER POPULATION DATA - COMMERCIAL-INSTITUTIONAL BOILERS
ALL OIL-FIRED BOILERS
FUEL SULFUR CONTENTS



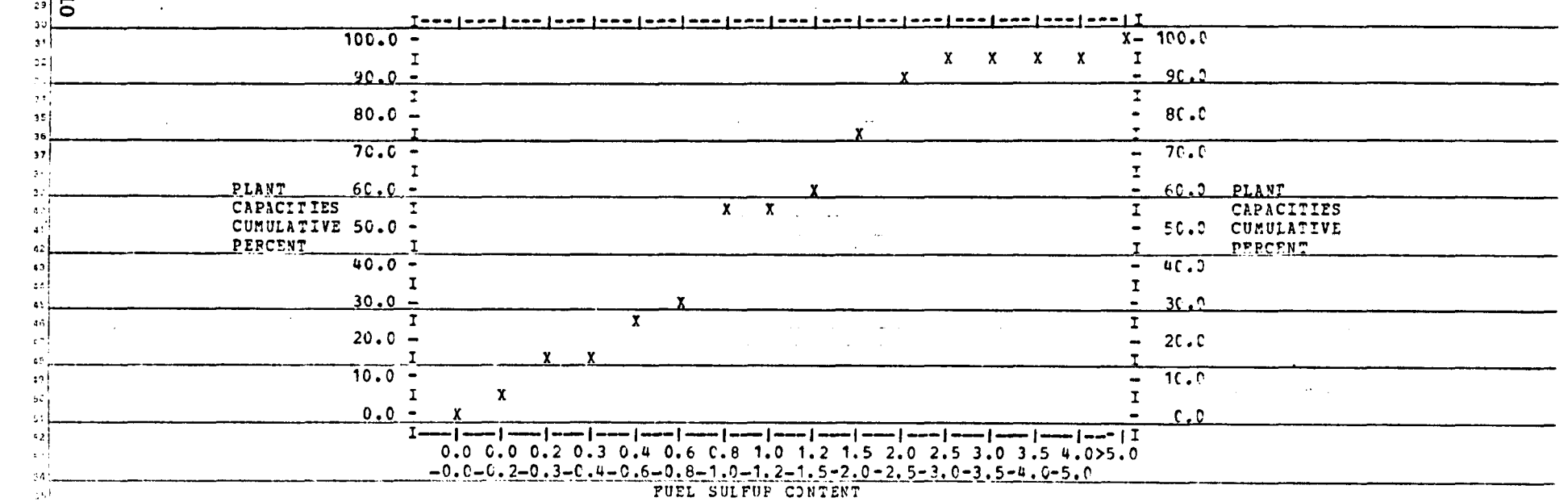

BOILER CAPACITIES (ALL DATA) = 56910.
PLANT CAPACITIES (ALL DATA) = 56910.

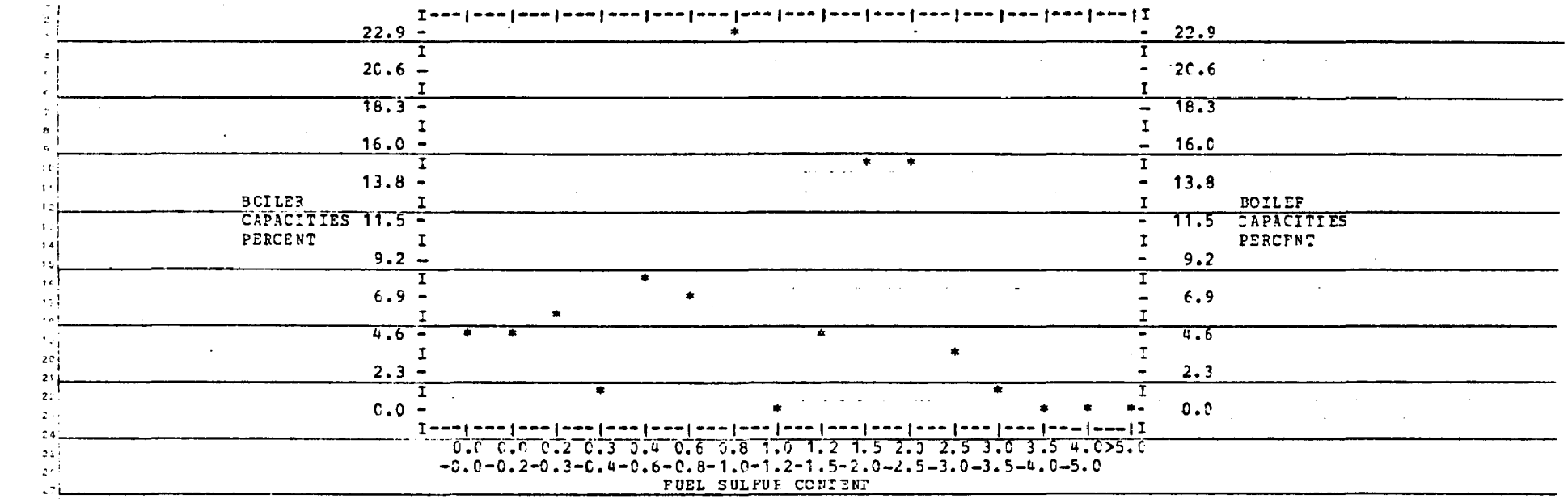

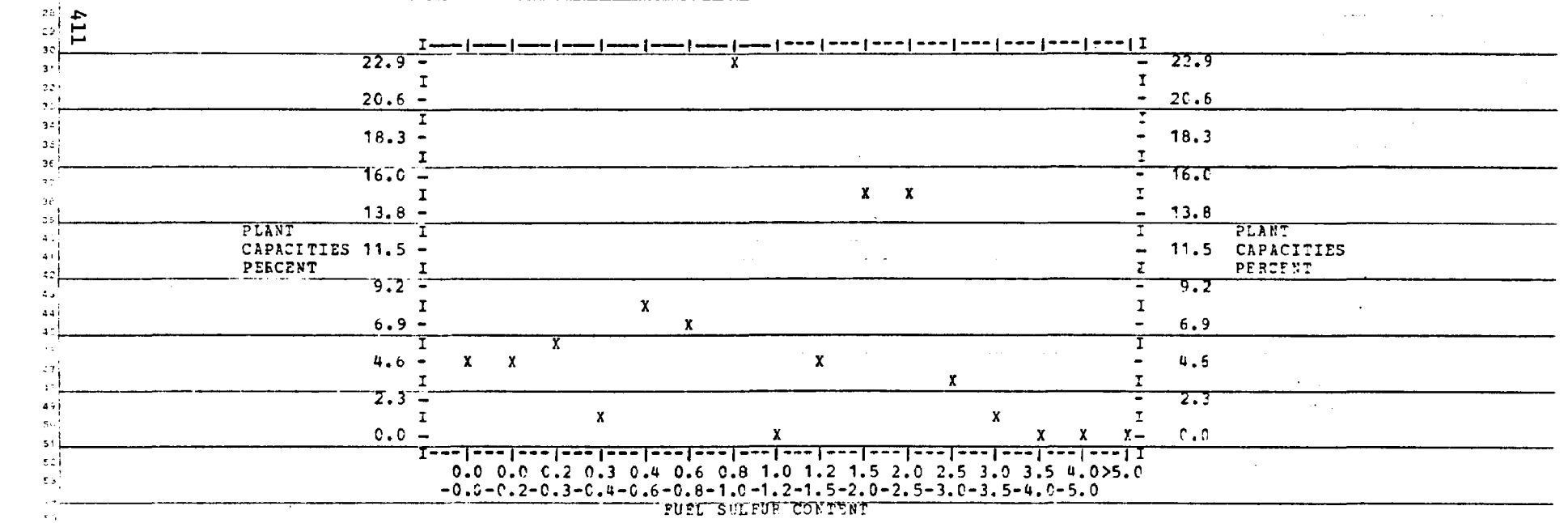

BOILER CAPACITIES (ALL DATA) = 56910.
PLANT CAPACITIES (ALL DATA) = 56910.

BOILER POPULATION DATA - COMMERCIAL-INSTITUTIONAL BOILERS
BOILER CAPACITY BY BOILER FUEL SULFUR CONTENT
ALL OIL-FIRED BOILERS

TABLE ENTRIES ARE TOTAL BOILER SULFUR EMISSIONS, TONS/YEAR
WITHIN CAPACITY AND FUEL SULFUR CONTENT RANGES

BOILER FUEL SULFUR CONTENT (WEIGHT PERCENT, EQUIVALENT BTU BASIS)

CAPACITY MILLION BTU'S/HR	EQUAL 0.	>0. -.2	>.2 -.3	>.3 -.4	>.4 -.6	>.6 -.8	>.8 -1.0	>1.0 -1.2	>1.2 -1.5
EQUAL 0	0.	0.	0.	0.	0.	0.	0.	0.	0.
1- 10	0.	16.	123.	51.	258.	324.	570.	263.	146.
11- 20	0.	14.	18.	14.	24.	135.	700.	146.	168.
21- 30	0.	3.	26.	1.	59.	125.	489.	45.	178.
31- 40	0.	12.	7.	16.	56.	73.	515.	90.	126.
41- 50	0.	2.	0.	2.	108.	22.	414.	16.	95.
51- 60	0.	0.	1.	0.	14.	147.	149.	14.	381.
61- 70	0.	0.	1.	86.	0.	12.	348.	0.	61.
71- 80	0.	4.	8.	0.	0.	385.	112.	0.	75.
81- 90	0.	3.	0.	0.	0.	69.	140.	0.	154.
91- 100	0.	0.	11.	8.	1.	6.	3.	0.	35.
101- 200	0.	32.	89.	94.	228.	98.	1077.	0.	281.
201- 300	0.	23.	71.	0.	4.	0.	58.	0.	110.
301- 400	0.	0.	0.	0.	0.	377.	0.	0.	0.
401- 500	0.	2.	32.	0.	0.	0.	302.	0.	0.
501- 600	0.	1.	0.	0.	163.	0.	0.	0.	0.
601- 700	0.	0.	0.	0.	0.	0.	278.	0.	0.
701- 800	0.	0.	0.	0.	0.	0.	26.	0.	0.
801- 900	0.	0.	0.	0.	0.	0.	96.	0.	0.
901- 1000	0.	0.	0.	0.	0.	0.	0.	0.	0.
1001- 2000	0.	0.	0.	0.	39.	0.	0.	0.	0.
2001- 3000	0.	0.	0.	0.	0.	0.	0.	0.	0.
3001- 4000	0.	0.	0.	0.	0.	0.	0.	0.	0.
4001- 5000	0.	0.	0.	0.	0.	0.	0.	0.	0.
5001- 6000	0.	0.	0.	0.	0.	0.	0.	0.	0.
6001- 7000	0.	0.	0.	0.	0.	0.	0.	0.	0.
7001- 8000	0.	0.	0.	0.	0.	0.	0.	0.	0.
8001- 9000	0.	0.	0.	0.	0.	0.	0.	0.	0.
9001- 10000	0.	0.	0.	0.	0.	0.	0.	0.	0.
10001-100000	0.	0.	0.	0.	0.	0.	0.	0.	0.
COLUMN TOTALS	0.	113.	388.	272.	954.	1774.	5277.	574.	1809.
CUMUL. TOTALS	0.	113.	501.	772.	1726.	3500.	8777.	9351.	11159.

BOILER POPULATION DATA - COMMERCIAL-INSTITUTIONAL BOILERS
BOILER CAPACITY BY BOILER FUEL SULFUR CONTENT
ALL OIL-FIRED BOILERS

TABLE ENTRIES ARE TOTAL BOILER SULFUR EMISSIONS, TONS/YEAR
WITHIN CAPACITY AND FUEL SULFUR CONTENT RANGES

CAPACITY MBTU'S/HR	BOILER FUEL SULFUR CONTENT (WEIGHT PERCENT, EQUIVALENT BTU BASIS) >1.5 -2.0	>2.0 -2.5	>2.5 -3.0	>3.0 -3.5	>3.5 -4.0	>4.0 -5.0	>5.0	ROW TOTAL	CUMTOT ALL
EQUAL 0	0.	0.	0.	0.	0.	0.	0.	0.	0.
1- 10	3990.	749.	78.	2.	0.	0.	0.	6570.	6570.
11- 20	1161.	892.	141.	35.	0.	0.	0.	3459.	10029.
21- 30	954.	934.	293.	6.	0.	0.	0.	3113.	13142.
31- 40	1016.	280.	321.	426.	0.	0.	0.	2938.	16080.
41- 50	674.	911.	455.	44.	0.	0.	0.	2743.	18823.
51- 60	1088.	993.	0.	53.	0.	0.	0.	2839.	21662.
61- 70	174.	421.	252.	43.	0.	0.	0.	1398.	23059.
71- 80	155.	593.	476.	42.	0.	0.	0.	1852.	24912.
81- 90	280.	310.	17.	0.	0.	0.	0.	973.	25884.
91- 100	1282.	730.	264.	35.	0.	0.	0.	2376.	28260.
101- 200	60.	2432.	535.	56.	0.	0.	0.	4982.	33242.
201- 300	234.	298.	0.	0.	0.	0.	0.	798.	34040.
301- 400	142.	320.	0.	31.	0.	0.	0.	869.	34910.
401- 500	0.	381.	13.	0.	0.	0.	0.	729.	35639.
501- 600	66.	0.	0.	0.	0.	0.	0.	230.	35869.
601- 700	0.	0.	0.	0.	0.	0.	0.	278.	36147.
701- 800	0.	0.	0.	0.	0.	0.	0.	26.	36172.
801- 900	0.	0.	0.	0.	0.	0.	0.	96.	36268.
901- 1000	0.	0.	0.	0.	0.	0.	0.	0.	36268.
1001- 2000	0.	0.	0.	0.	0.	0.	0.	39.	36307.
2001- 3000	0.	0.	0.	0.	0.	0.	0.	0.	36307.
3001- 4000	0.	0.	0.	0.	0.	0.	0.	0.	36307.
4001- 5000	0.	0.	0.	0.	0.	0.	0.	0.	36307.
5001- 6000	0.	0.	0.	0.	0.	0.	0.	0.	36307.
6001- 7000	0.	0.	0.	0.	0.	0.	0.	0.	36307.
7001- 8000	0.	0.	0.	0.	0.	0.	0.	0.	36307.
8001- 9000	0.	0.	0.	0.	0.	0.	0.	0.	36307.
9001- 10000	0.	0.	0.	0.	0.	0.	0.	0.	36307.
10001-100000	0.	0.	0.	0.	0.	0.	0.	0.	36307.
COLUMN TOTALS	11276.	10242.	2846.	775.	0.	0.	9.	36307.	
CUMUL. TOTALS	22435.	32677.	35524.	36298.	36298.	36298.	36307.		

BOILER POPULATION DATA — COMMERCIAL-INSTITUTIONAL BOILERS
PLANT CAPACITY BY PLANT FUEL SULFUR CONTENT
ALL OIL-FIRED BOILERS

TABLE ENTRIES ARE TOTAL PLANT SULFUR EMISSIONS, TONS/YEAR
WITHIN CAPACITY AND FUEL SULFUR CONTENT RANGES

PLANT FUEL SULFUR CONTENT (WEIGHT PERCENT, EQUIVALENT BTU BASIS)

CAPACITY MBTU'S/HR	EQUAL 0.	>0. -.2	>.2 -.3	>.3 -.4	>.4 -.6	>.6 -.8	>.8 -1.0	>1.0 -1.2	>1.2 -1.5
EQUAL 0	0.	4.	33.	1.	164.	21.	1.	213.	0.
1- 10	0.	1.	66.	13.	77.	285.	388.	6.	67.
11- 20	0.	10.	12.	14.	21.	23.	182.	33.	69.
21- 30	0.	2.	20.	0.	39.	78.	378.	0.	81.
31- 40	0.	15.	12.	0.	56.	10.	308.	34.	136.
41- 50	0.	0.	19.	2.	96.	59.	252.	0.	147.
51- 60	0.	0.	1.	0.	14.	225.	367.	5.	169.
61- 70	0.	0.	0.	0.	0.	13.	67.	0.	0.
71- 80	0.	0.	6.	0.	18.	0.	50.	0.	73.
81- 90	0.	0.	0.	0.	14.	0.	140.	0.	154.
91- 100	0.	0.	0.	8.	0.	8.	65.	0.	35.
101- 200	0.	35.	57.	201.	228.	97.	1555.	152.	358.
201- 300	0.	23.	0.	13.	4.	158.	505.	0.	286.
301- 400	0.	0.	0.	40.	0.	223.	191.	0.	177.
401- 500	0.	0.	32.	0.	0.	117.	319.	0.	0.
501- 600	0.	0.	0.	0.	163.	0.	225.	0.	42.
601- 700	0.	0.	0.	0.	0.	0.	278.	0.	497.
701- 800	0.	5.	0.	0.	0.	0.	26.	0.	0.
801- 900	0.	0.	0.	0.	0.	0.	96.	454.	0.
901- 1000	0.	0.	71.	0.	0.	0.	0.	0.	0.
1001- 2000	0.	0.	0.	0.	39.	0.	275.	0.	0.
2001- 3000	0.	0.	0.	0.	0.	0.	0.	0.	0.
3001- 4000	0.	0.	0.	0.	0.	0.	0.	0.	0.
4001- 5000	0.	0.	0.	0.	0.	0.	0.	0.	0.
5001- 6000	0.	0.	0.	0.	0.	0.	0.	0.	0.
6001- 7000	0.	0.	0.	0.	0.	0.	0.	0.	0.
7001- 8000	0.	0.	0.	0.	0.	0.	0.	0.	0.
8001- 9000	0.	0.	0.	0.	0.	0.	0.	0.	0.
9001- 10000	0.	0.	0.	0.	0.	0.	0.	0.	0.
10001- 20000	0.	0.	0.	0.	0.	0.	0.	0.	0.
20001- 30000	0.	0.	0.	0.	0.	0.	0.	0.	0.
30001- 40000	0.	0.	0.	0.	0.	0.	0.	0.	0.
40001- 50000	0.	0.	0.	0.	0.	0.	0.	0.	0.
50001-100000	0.	0.	0.	0.	0.	0.	0.	0.	0.
COLUMN TOTALS	0.	95.	328.	291.	932.	1316.	5667.	895.	2291.
CUMUL. TOTALS	0.	95.	423.	714.	1647.	2963.	8629.	9524.	11815.

BOILER POPULATION DATA - COMMERCIAL-INSTITUTIONAL BOILERS
PLANT CAPACITY BY PLANT FUEL SULFUR CONTENT
ALL OIL-FIRED BOILERS

TABLE ENTRIES ARE TOTAL PLANT SULFUR EMISSIONS, TONS/YEAR
WITHIN CAPACITY AND FUEL SULFUR CONTENT RANGES

PLANT FUEL SULFUR CONTENT (WEIGHT PERCENT, EQUIVALENT BTU BASIS)

CAPACITY MBTU'S/HR	>1.5 -2.0	>2.0 -2.5	>2.5 -3.0	>3.0 -3.5	>3.5 -4.0	>4.0 -5.0	>5.0	ROW TOTAL	CUMTOT ALL
EQUAL 0	255.	29.	33.	0.	0.	0.	0.	753.	753.
1- 10	173.	462.	40.	0.	0.	0.	0.	1578.	2331.
11- 20	561.	753.	27.	35.	0.	0.	0.	1738.	4069.
21- 30	409.	796.	195.	0.	0.	0.	0.	1997.	6067.
31- 40	485.	186.	271.	418.	0.	0.	0.	1930.	7997.
41- 50	733.	619.	455.	44.	0.	0.	0.	2427.	10424.
51- 60	956.	534.	0.	53.	0.	0.	0.	2322.	12745.
61- 70	450.	597.	504.	43.	0.	0.	0.	1674.	14420.
71- 80	436.	644.	212.	42.	0.	0.	0.	1480.	15900.
81- 90	194.	310.	17.	0.	0.	0.	0.	829.	16729.
91- 100	3586.	769.	132.	0.	0.	0.	0.	4603.	21331.
101- 200	493.	1917.	552.	56.	0.	0.	0.	5700.	27031.
201- 300	1643.	501.	0.	52.	0.	0.	0.	3184.	30215.
301- 400	464.	58.	470.	31.	0.	0.	0.	1655.	31870.
401- 500	246.	418.	13.	0.	0.	0.	0.	1144.	33014.
501- 600	0.	1016.	0.	0.	0.	0.	0.	1446.	34460.
601- 700	0.	0.	0.	0.	0.	0.	0.	775.	35235.
701- 800	107.	0.	0.	0.	0.	0.	0.	138.	35373.
801- 900	0.	0.	0.	0.	0.	0.	0.	549.	35922.
901- 1000	0.	0.	0.	0.	0.	0.	0.	71.	35993.
1001- 2000	0.	0.	0.	0.	0.	0.	0.	314.	36307.
2001- 3000	0.	0.	0.	0.	0.	0.	0.	0.	36307.
3001- 4000	0.	0.	0.	0.	0.	0.	0.	0.	36307.
4001- 5000	0.	0.	0.	0.	0.	0.	0.	0.	36307.
5001- 6000	0.	0.	0.	0.	0.	0.	0.	0.	36307.
6001- 7000	0.	0.	0.	0.	0.	0.	0.	0.	36307.
7001- 8000	0.	0.	0.	0.	0.	0.	0.	0.	36307.
8001- 9000	0.	0.	0.	0.	0.	0.	0.	0.	36307.
9001- 10000	0.	0.	0.	0.	0.	0.	0.	0.	36307.
10001- 20000	0.	0.	0.	0.	0.	0.	0.	0.	36307.
20001- 30000	0.	0.	0.	0.	0.	0.	0.	0.	36307.
30001- 40000	0.	0.	0.	0.	0.	0.	0.	0.	36307.
40001- 50000	0.	0.	0.	0.	0.	0.	0.	0.	36307.
50001-100000	0.	0.	0.	0.	0.	0.	0.	0.	36307.
COLUMN TOTALS	11191.	9607.	2921.	775.	0.	0.	0.	36307.	
CUMUL. TOTALS	23005.	32612.	35533.	36307.	36307.	36307.	36307.		

BOILER POPULATION DATA - COMMERCIAL-INSTITUTIONAL BOILERS
ALL OIL-FIRED BOILERS
BOILER AND PLANT NUMBER DISTRIBUTIONS

X--INDIVIDUAL BOILERS
*--INDIVIDUAL PLANTS

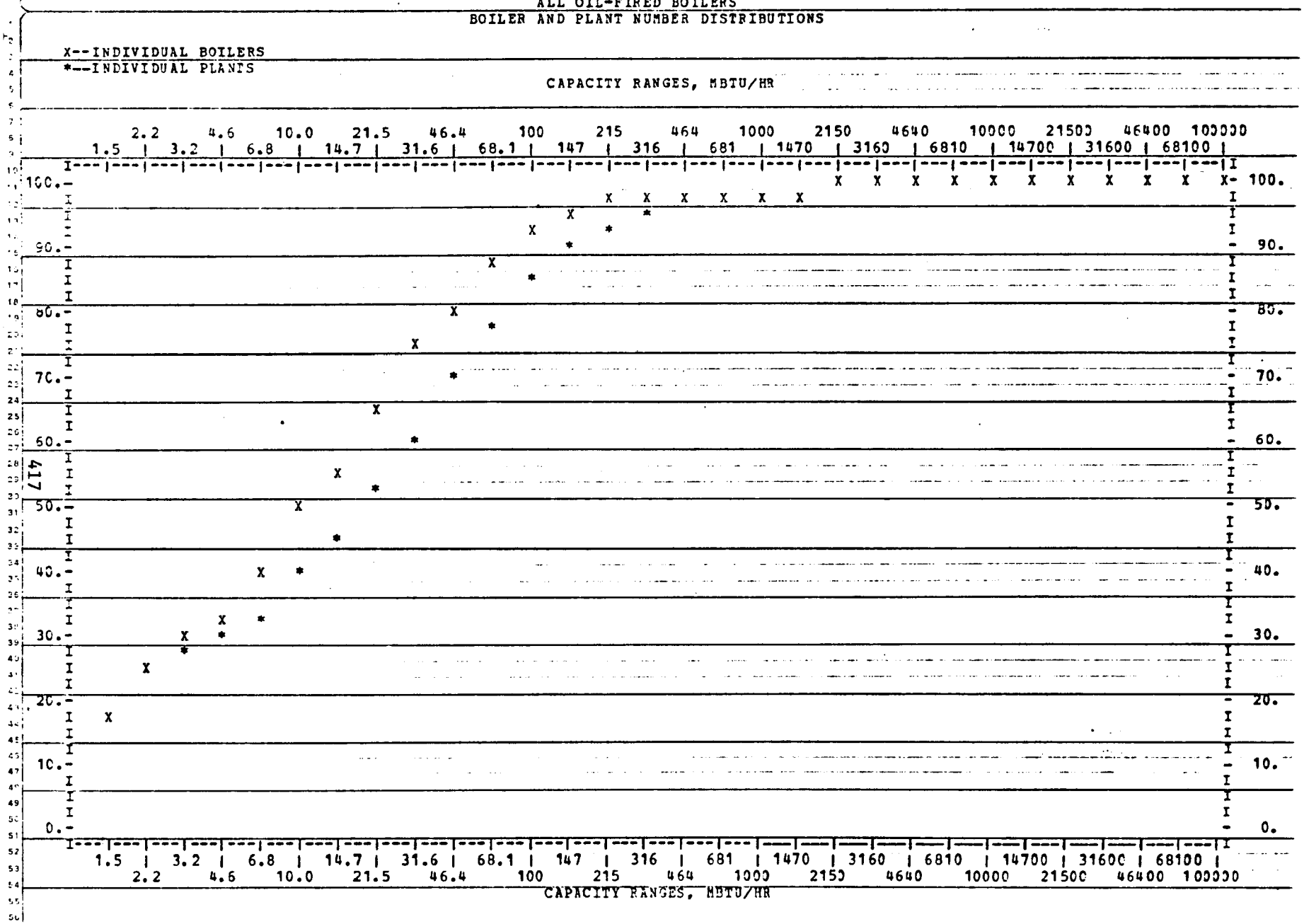

NUMBER OF BOILERS (ALL DATA) = 1779
NUMBER OF PLANTS (ALL DATA) = 993

BOILER POPULATION DATA - COMMERCIAL-INSTITUTIONAL BOILERS
ALL OIL-FIRED BOILERS

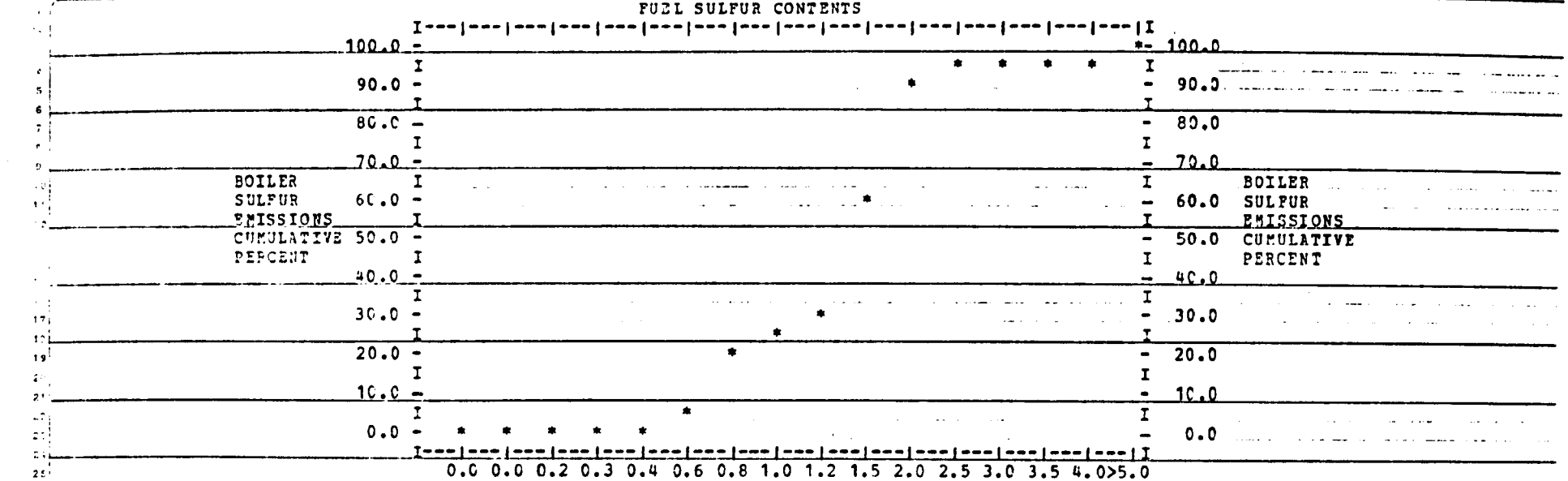

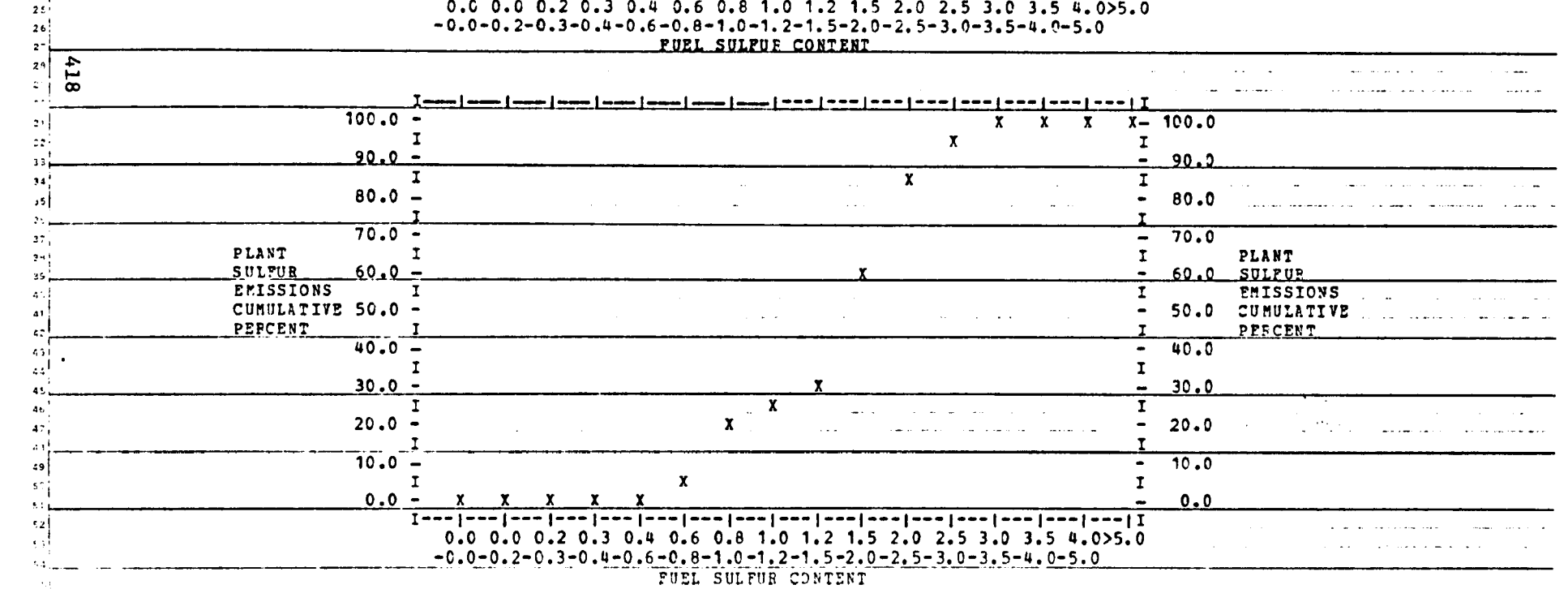

NUMBER OF BOILERS (ALL DATA) = 1779
NUMBER OF PLANTS (ALL DATA) = 993

ALL OIL-FIRED BOILERS

FUEL SULFUR CONTENT DENSITIES



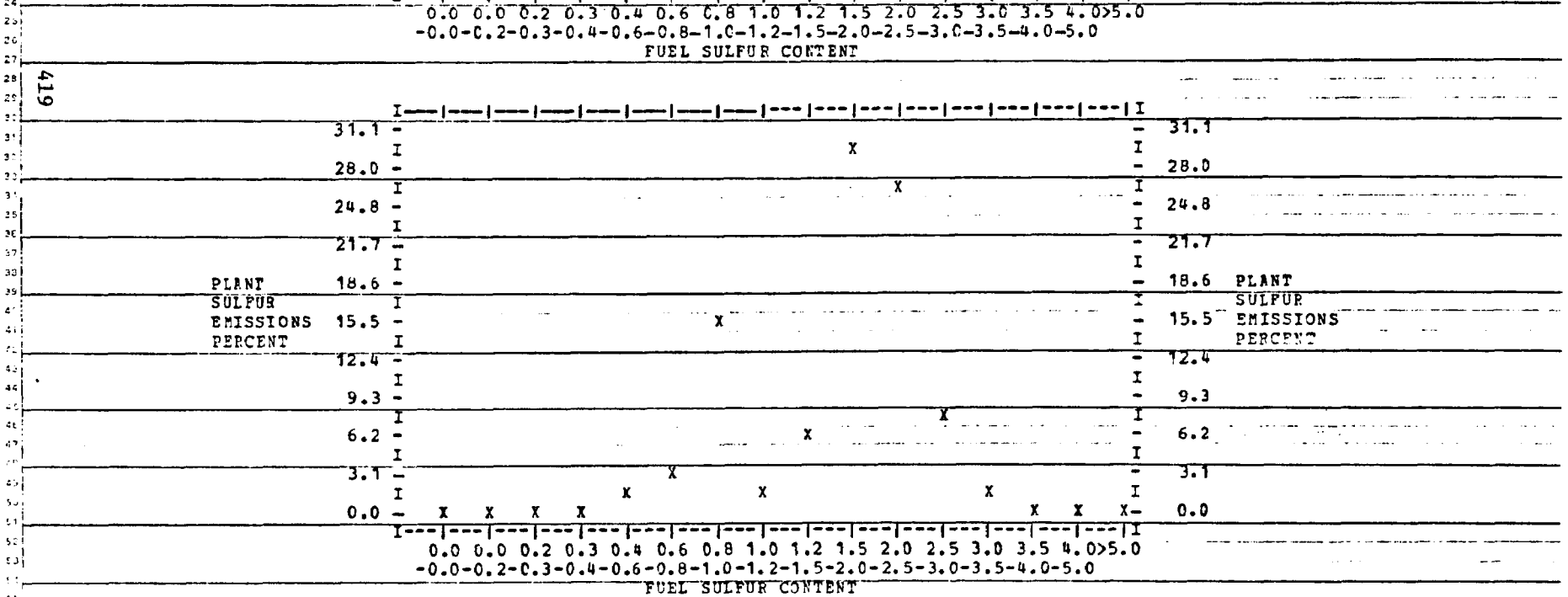

NUMBER OF BOILERS (ALL DATA) = 1779
NUMBER OF PLANTS (ALL DATA) = 993

BOILER POPULATION DATA - COMMERCIAL-INSTITUTIONAL BOILERS
BOILER FUEL USE BY BOILER FUEL SULFUR CONTENT AND CAPACITY
ALL OIL-FIRED BOILERS

TABLE ENTRIES ARE ACTUAL FUEL CONSUMPTION, GBTU'S/YEAR
WITHIN CAPACITY AND FUEL SULFUR CONTENT RANGES

BOILER FUEL SULFUR CONTENT (WEIGHT PERCENT, EQUIVALENT BTU BASIS)

CAPACITY MBTU'S/HR	EQUAL 0.	>0. -.2	>.2 -.3	>.3 -.4	>.4 -.6	>.6 -.8	>.8 -1.0	>1.0 -1.2	>1.2 -1.5
EQUAL 0	0.	0.	0.	0.	0.	0.	0.	0.	0.
1- 10	137.	469.	1712.	511.	1854.	1598.	2207.	913.	402.
11- 20	0.	338.	282.	143.	168.	655.	19246.	507.	446.
21- 30	92.	128.	410.	12.	422.	624.	1922.	169.	493.
31- 40	39.	404.	91.	154.	424.	375.	2011.	288.	331.
41- 50	0.	118.	0.	25.	763.	121.	1605.	60.	252.
51- 60	0.	0.	12.	0.	113.	798.	584.	53.	971.
61- 70	0.	9.	14.	999.	0.	68.	1385.	0.	161.
71- 80	0.	208.	107.	0.	0.	1907.	450.	0.	204.
81- 90	0.	130.	6.	0.	0.	329.	565.	0.	403.
91- 100	0.	0.	168.	90.	10.	24.	14.	0.	88.
101- 200	104.	702.	1235.	916.	1787.	524.	4194.	0.	760.
201- 300	68.	864.	954.	0.	35.	0.	231.	0.	284.
301- 400	0.	0.	0.	0.	0.	1797.	0.	0.	0.
401- 500	0.	48.	501.	0.	0.	0.	1201.	0.	0.
501- 600	0.	33.	0.	0.	1249.	0.	0.	0.	0.
601- 700	0.	0.	0.	0.	0.	0.	1303.	0.	0.
701- 800	0.	0.	0.	0.	0.	0.	99.	0.	0.
801- 900	0.	0.	0.	0.	0.	0.	360.	0.	0.
901- 1000	0.	0.	0.	0.	0.	0.	0.	0.	0.
1001- 2000	0.	0.	0.	0.	310.	0.	0.	0.	0.
2001- 3000	0.	0.	0.	0.	0.	0.	0.	0.	0.
3001- 4000	0.	0.	0.	0.	0.	0.	0.	0.	0.
4001- 5000	0.	0.	0.	0.	0.	0.	0.	0.	0.
5001- 6000	0.	0.	0.	0.	0.	0.	0.	0.	0.
6001- 7000	0.	0.	0.	0.	0.	0.	0.	0.	0.
7001- 8000	0.	0.	0.	0.	0.	0.	0.	0.	0.
8001- 9000	0.	0.	0.	0.	0.	0.	0.	0.	0.
9001- 10000	0.	0.	0.	0.	0.	0.	0.	0.	0.
10001-100000	0.	0.	0.	0.	0.	0.	0.	0.	0.
COLUMN TOTALS	440.	3452.	5492.	2848.	7134.	8821.	37378.	1988.	4795.
CUMUL. TOTALS	440.	3892.	9384.	12232.	19366.	28187.	65565.	67554.	72348.

BOILER POPULATION DATA - COMMERCIAL-INSTITUTIONAL BOILERS
BOILER FUEL USE BY BOILER FUEL SULFUR CONTENT AND CAPACITY
ALL OIL-FIRED BOILERS

TABLE ENTRIES ARE ACTUAL FUEL CONSUMPTION, GBTU'S/YEAR
WITHIN CAPACITY AND FUEL SULFUR CONTENT RANGES

BOILER FUEL SULFUR CONTENT (WEIGHT PERCENT, EQUIVALENT BTU BASIS)

CAPACITY MBTU'S/HR	>1.5 -2.0	>2.0 -2.5	>2.5 -3.0	>3.0 -3.5	>3.5 -4.0	>4.0 -5.0	>5.0	ROW TOTAL	CUMTOT ALL
EQUAL 0	0.	0.	0.	0.	0.	0.	0.	0.	0.
1- 10	7719.	1238.	105.	3.	0.	0.	0.	18868.	18868.
11- 20	2348.	1495.	190.	41.	0.	0.	17.	25874.	44742.
21- 30	1913.	1528.	411.	7.	0.	0.	0.	8130.	52872.
31- 40	2016.	503.	467.	465.	0.	0.	0.	7569.	60442.
41- 50	1464.	1560.	610.	52.	0.	0.	0.	6635.	67077.
51- 60	2214.	1648.	0.	63.	0.	0.	0.	6456.	73532.
61- 70	356.	764.	355.	50.	0.	0.	0.	4162.	77694.
71- 80	307.	922.	704.	50.	0.	0.	0.	4859.	82553.
81- 90	545.	554.	24.	0.	0.	0.	0.	2555.	85109.
91- 100	2532.	1221.	371.	38.	0.	0.	0.	4556.	89665.
101- 200	119.	4243.	773.	67.	0.	0.	0.	15424.	105089.
201- 300	505.	515.	0.	0.	0.	0.	0.	3457.	108546.
301- 400	270.	580.	0.	36.	0.	0.	0.	2683.	111229.
401- 500	0.	580.	17.	0.	0.	0.	0.	2347.	113576.
501- 600	125.	0.	0.	0.	0.	0.	0.	1407.	114983.
601- 700	0.	0.	0.	0.	0.	0.	0.	1303.	116286.
701- 800	0.	0.	0.	0.	0.	0.	0.	99.	116385.
801- 900	0.	0.	0.	0.	0.	0.	0.	360.	116745.
901- 1000	0.	0.	0.	0.	0.	0.	0.	0.	116745.
1001- 2000	0.	0.	0.	0.	0.	0.	0.	310.	117054.
2001- 3000	0.	0.	0.	0.	0.	0.	0.	0.	117054.
3001- 4000	0.	0.	0.	0.	0.	0.	0.	0.	117054.
4001- 5000	0.	0.	0.	0.	0.	0.	0.	0.	117054.
5001- 6000	0.	0.	0.	0.	0.	0.	0.	0.	117054.
6001- 7000	0.	0.	0.	0.	0.	0.	0.	0.	117054.
7001- 8000	0.	0.	0.	0.	0.	0.	0.	0.	117054.
8001- 9000	0.	0.	0.	0.	0.	0.	0.	0.	117054.
9001- 10000	0.	0.	0.	0.	0.	0.	0.	0.	117054.
10001-100000	0.	0.	0.	0.	0.	0.	0.	0.	117054.
COLUMN TOTALS	22434.	17358.	4025.	873.	0.	0.	17.	117054.	
CUMUL. TOTALS	94782.	112140.	116165.	117038.	117038.	117038.	117055.		

BOILER POPULATION DATA - COMMERCIAL-INSTITUTIONAL BOILERS
PLANT FUEL USE BY PLANT FUEL SULFUR CONTENT AND CAPACITY
ALL OIL-FIRED BOILERS

TABLE ENTRIES ARE ACTUAL FUEL CONSUMPTION, GBTU'S/YEAR
WITHIN CAPACITY AND FUEL SULFUR CONTENT RANGES

PLANT FUEL SULFUR CONTENT (WEIGHT PERCENT, EQUIVALENT BTU BASIS)

CAPACITY MBTU'S/HR	EQUAL 0.	>0. -.2	>.2 -.3	>.3 -.4	>.4 -.6	>.6 -.8	>.8 -1.0	>1.0 -1.2	>1.2 -1.5
EQUAL 0	35.	91.	440.	7.	1184.	112.	5.	727.	0.
1- 10	32.	28.	948.	133.	535.	1381.	1494.	18.	183.
11- 20	0.	199.	166.	143.	147.	130.	716.	114.	189.
21- 30	0.	75.	299.	0.	291.	418.	1495.	0.	205.
31- 40	38.	453.	156.	0.	425.	57.	17746.	127.	341.
41- 50	92.	5.	334.	25.	683.	301.	964.	0.	382.
51- 60	0.	0.	12.	0.	113.	1143.	1503.	15.	453.
61- 70	0.	2.	0.	0.	0.	72.	262.	0.	0.
71- 80	2.	8.	73.	0.	120.	0.	198.	0.	209.
81- 90	0.	0.	6.	0.	91.	0.	565.	0.	403.
91- 100	0.	0.	0.	90.	0.	37.	253.	0.	88.
101- 200	67.	779.	803.	2133.	1787.	551.	6196.	557.	973.
201- 300	0.	864.	0.	179.	35.	750.	2057.	0.	768.
301- 400	0.	0.	0.	541.	0.	1133.	727.	0.	451.
401- 500	104.	7.	501.	0.	0.	595.	1267.	0.	0.
501- 600	0.	0.	0.	0.	1249.	0.	873.	0.	133.
601- 700	0.	0.	0.	0.	0.	0.	1303.	0.	1623.
701- 800	0.	133.	0.	0.	0.	0.	99.	0.	0.
801- 900	0.	0.	0.	0.	0.	0.	360.	1542.	0.
901- 1000	0.	0.	954.	0.	0.	0.	0.	0.	0.
1001- 2000	0.	0.	0.	0.	310.	0.	1233.	0.	0.
2001- 3000	0.	0.	0.	0.	0.	0.	0.	0.	0.
3001- 4000	0.	0.	0.	0.	0.	0.	0.	0.	0.
4001- 5000	0.	0.	0.	0.	0.	0.	0.	0.	0.
5001- 6000	0.	0.	0.	0.	0.	0.	0.	0.	0.
6001- 7000	0.	0.	0.	0.	0.	0.	0.	0.	0.
7001- 8000	0.	0.	0.	0.	0.	0.	0.	0.	0.
8001- 9000	0.	0.	0.	0.	0.	0.	0.	0.	0.
9001- 10000	0.	0.	0.	0.	0.	0.	0.	0.	0.
10001- 20000	0.	0.	0.	0.	0.	0.	0.	0.	0.
20001- 30000	0.	0.	0.	0.	0.	0.	0.	0.	0.
30001- 40000	0.	0.	0.	0.	0.	0.	0.	0.	0.
40001- 50000	0.	0.	0.	0.	0.	0.	0.	0.	0.
50001-100000	0.	0.	0.	0.	0.	0.	0.	0.	0.
COLUMN TOTALS	370.	2646.	4692.	3250.	6968.	6681.	39316.	3102.	6398.
CUMUL. TOTALS	370.	3016.	7707.	10957.	17925.	24606.	63922.	67024.	73423.

BOILER POPULATION DATA - COMMERCIAL-INSTITUTIONAL BOILERS
PLANT FUEL USE BY PLANT FUEL SULFUR CONTENT AND CAPACITY
ALL OIL-FIRED BOILERS

TABLE ENTRIES ARE ACTUAL FUEL CONSUMPTION, GBTU'S/YEAR
WITHIN CAPACITY AND FUEL SULFUR CONTENT RANGES

CAPACITY MBTU'S/HR	PLANT FUEL SULFUR CONTENT (WEIGHT PERCENT, EQUIVALENT BTU BASIS) >1.5 -2.0	>2.0 -2.5	>2.5 -3.0	>3.0 -3.5	>3.5 -4.0	>4.0 -5.0	>5.0	ROW TOTAL	CUMTOT ALL
TOTAL 0	495.	46.	42.	0.	0.	0.	0.	3185.	3185.
1- 10	403.	773.	57.	0.	0.	0.	0.	5985.	9171.
11- 20	1169.	1270.	35.	41.	0.	0.	0.	4318.	13489.
21- 30	835.	1286.	286.	0.	0.	0.	0.	5190.	18679.
31- 40	969.	322.	392.	456.	0.	0.	0.	21482.	40161.
41- 50	1563.	1053.	610.	52.	0.	0.	0.	6064.	46225.
51- 60	1990.	916.	0.	63.	0.	0.	0.	6209.	52434.
61- 70	882.	1072.	730.	50.	0.	0.	0.	3070.	55504.
71- 80	873.	999.	309.	50.	0.	0.	0.	2841.	58344.
81- 90	382.	554.	24.	0.	0.	0.	0.	2025.	60369.
91- 100	6883.	1300.	175.	0.	0.	0.	0.	8824.	69194.
101- 200	967.	3307.	799.	67.	0.	0.	0.	18986.	88180.
201- 300	3259.	873.	0.	57.	0.	0.	0.	8841.	97020.
301- 400	892.	95.	699.	36.	0.	0.	0.	4573.	101593.
401- 500	469.	645.	17.	0.	0.	0.	0.	3604.	105197.
501- 600	0.	1842.	0.	0.	0.	0.	0.	4097.	109294.
601- 700	0.	0.	0.	0.	0.	0.	0.	2926.	112221.
701- 800	204.	0.	0.	0.	0.	0.	0.	435.	112656.
801- 900	0.	0.	0.	0.	0.	0.	0.	1902.	114558.
901- 1000	0.	0.	0.	0.	0.	0.	0.	954.	115512.
1001- 2000	0.	0.	0.	0.	0.	0.	0.	1542.	117054.
2001- 3000	0.	0.	0.	0.	0.	0.	0.	0.	117054.
3001- 4000	0.	0.	0.	0.	0.	0.	0.	0.	117054.
4001- 5000	0.	0.	0.	0.	0.	0.	0.	0.	117054.
5001- 6000	0.	0.	0.	0.	0.	0.	0.	0.	117054.
6001- 7000	0.	0.	0.	0.	0.	0.	0.	0.	117054.
7001- 8000	0.	0.	0.	0.	0.	0.	0.	0.	117054.
8001- 9000	0.	0.	0.	0.	0.	0.	0.	0.	117054.
9001- 10000	0.	0.	0.	0.	0.	0.	0.	0.	117054.
10001- 20000	0.	0.	0.	0.	0.	0.	0.	0.	117054.
20001- 30000	0.	0.	0.	0.	0.	0.	0.	0.	117054.
30001- 40000	0.	0.	0.	0.	0.	0.	0.	0.	117054.
40001- 50000	0.	0.	0.	0.	0.	0.	0.	0.	117054.
50001-100000	0.	0.	0.	0.	0.	0.	0.	0.	117054.
COLUMN TOTALS	22234.	16353.	4173.	873.	0.	0.	0.	117054.	
CUMUL. TOTALS	95656.	112009.	116181.	117055.	117055.	117055.	117055.		

BOILER POPULATION DATA - COMMERCIAL-INSTITUTIONAL BOILERS
ALL OIL-FIRED BOILERS
BOILER AND PLANT SIZE DISTRIBUTIONS

X--INDIVIDUAL BOILERS
*--PLANTS

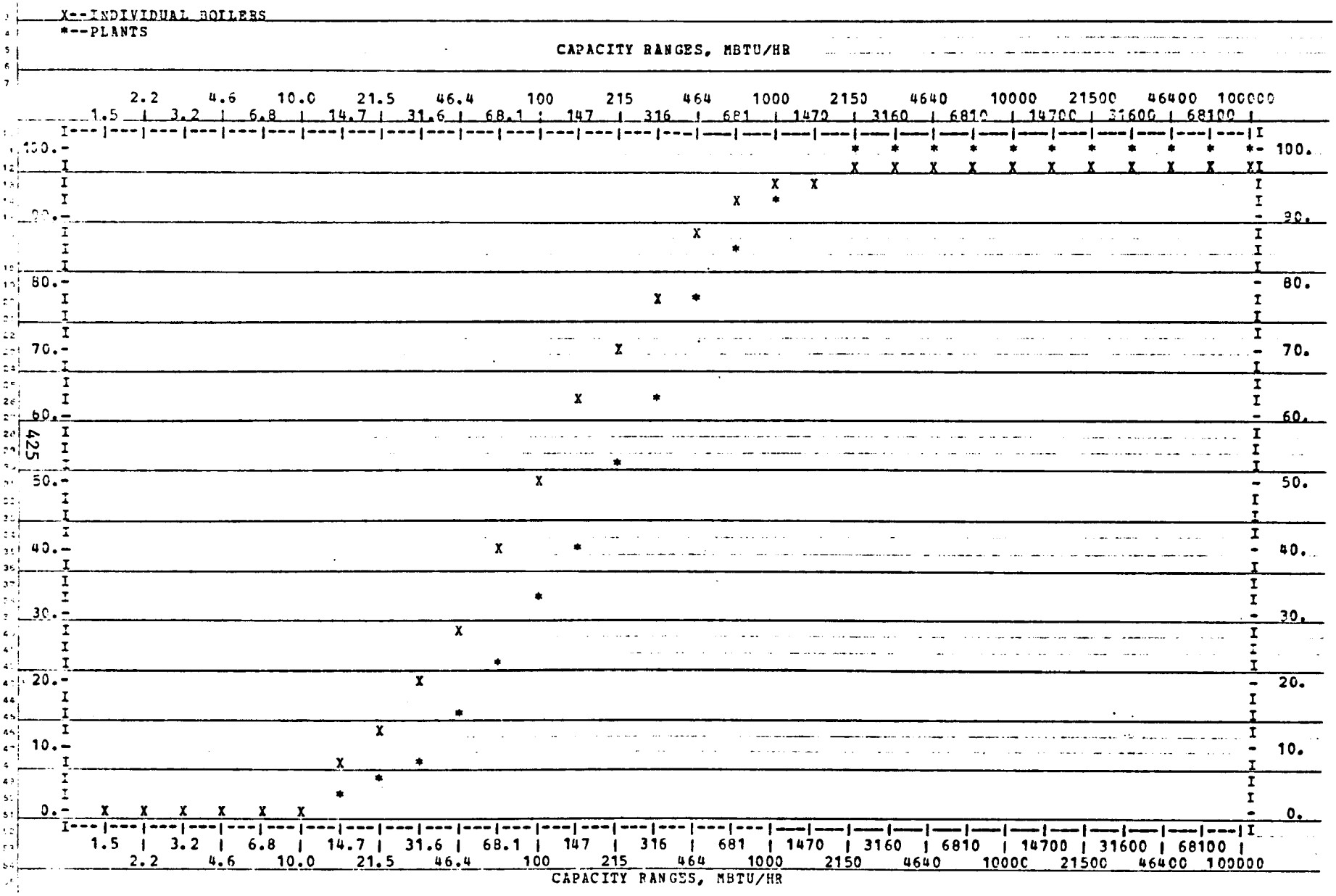

BOILER CAPACITIES (ALL DATA) = 56910.
PLANT CAPACITIES (ALL DATA) = 56910.

BOILER POPULATION DATA - COMMERCIAL-INSTITUTIONAL BOILERS
ALL OIL-FIRED BOILERS
FUEL SULFUR CONTENTS



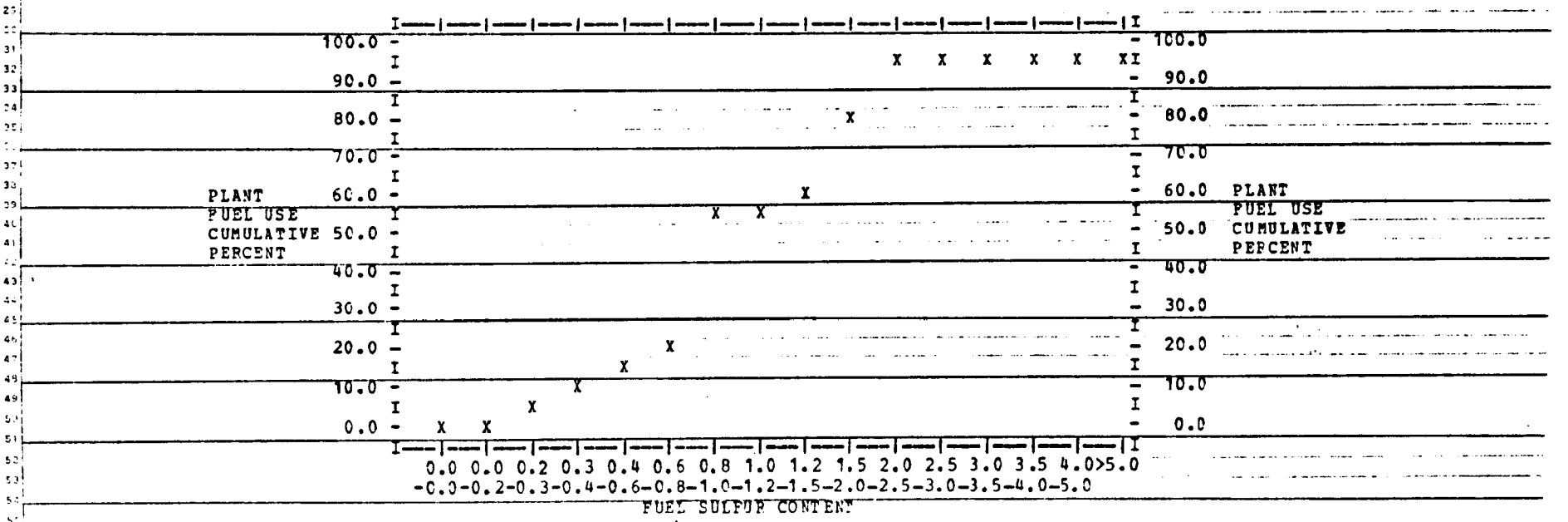

C06-6

BOILER CAPACITIES (ALL DATA) = 56910.
PLANT CAPACITIES (ALL DATA) = 56910.

ALL OIL-FIRED BOILERS

FUEL SULFUR CONTENT DENSITIES

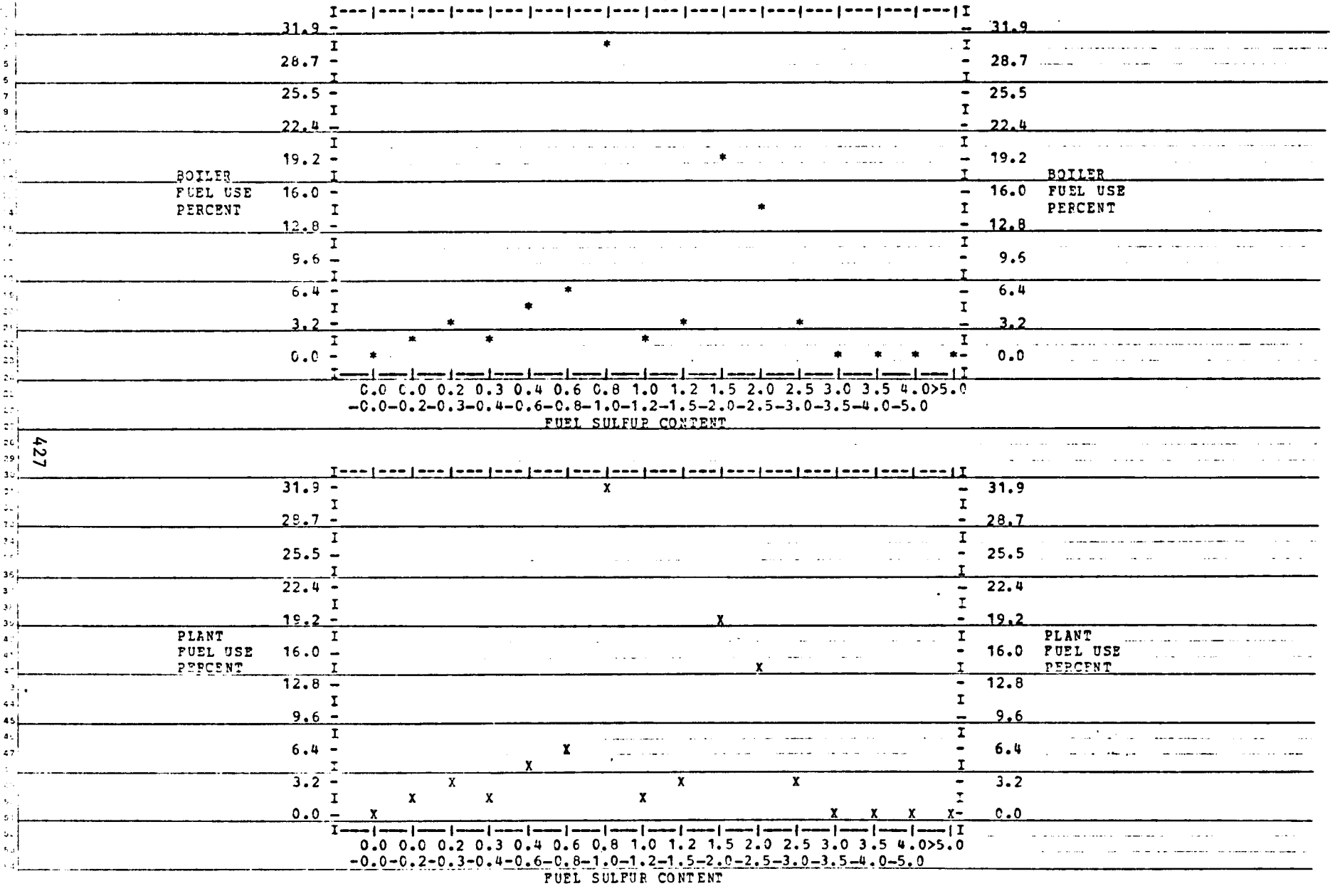

C06-7

BOILER CAPACITIES (ALL DATA) = 56910.
PLANT CAPACITIES (ALL DATA) = 56910.

BOILER POPULATION DATA - COMMERCIAL INSTITUTIONAL BOILERS
STACK HEIGHT BY TOTAL DESIGN CAPACITY SERVED
ALL OIL-FIRED BOILERS

TABLE ENTRIES ARE NUMBER OF STACKS

CAPACITY MILLION'S/HR		STACK HEIGHTS IN FEET: EQUAL ZERO	1-20	21-40	41-60	61-80	81-100	101-120	121-140	141-160	161-180	181-200	201-250	251-300	301-350	351-400
EQUAL	0	92	0	13	5	2	0	0	2	2	0	0	2	0	1	0
1-	10	462	21	52	36	24	19	6	8	2	0	1	3	0	1	0
11-	20	92	4	29	20	18	17	12	7	1	3	1	1	0	0	0
21-	30	41	3	11	7	14	12	3	11	0	5	0	2	0	0	0
31-	40	23	1	16	6	6	8	5	5	1	2	0	0	0	0	0
41-	50	23	1	5	8	4	9	6	6	5	5	1	2	0	0	1
51-	60	11	0	4	4	6	1	2	11	1	1	1	2	1	0	0
61-	70	9	0	2	3	3	3	2	2	4	1	1	1	0	0	0
71-	80	10	0	3	3	3	1	1	4	3	2	1	1	0	0	0
81-	90	4	0	0	1	1	1	0	4	3	2	1	1	0	0	0
91-	100	2	1	0	5	1	2	0	3	4	1	0	2	1	0	0
101-	200	24	0	8	8	7	5	4	8	12	2	2	4	1	0	0
201-	300	1	1	0	0	1	0	0	1	1	3	2	1	0	0	0
301-	400	1	0	0	0	0	1	0	1	0	0	2	0	0	0	0
401-	500	1	1	1	1	2	1	0	1	1	1	0	1	0	0	0
501-	600	2	0	0	0	1	0	0	0	0	0	0	0	0	1	0
601-	700	1	0	0	0	0	0	0	0	0	0	0	0	0	0	0
701-	800	0	0	0	0	0	0	0	0	0	0	0	2	0	0	0
801-	900	0	0	0	0	0	1	0	0	0	0	0	0	0	0	0
901-	1000	0	0	0	0	0	0	0	0	0	0	0	0	1	0	0
1001-	2000	0	0	0	0	0	0	0	0	0	0	0	0	0	0	0
2001-	3000	0	0	0	0	0	0	0	0	0	0	0	0	0	0	0
3001-	4000	0	0	0	0	0	0	0	0	0	0	0	0	0	0	0
4001-	5000	0	0	0	0	0	0	0	0	0	0	0	0	0	0	0
5001-	6000	0	0	0	0	0	0	0	0	0	0	0	0	0	0	0
6001-	7000	0	0	0	0	0	0	0	0	0	0	0	0	0	0	0
7001-	8000	0	0	0	0	0	0	0	0	0	0	0	0	0	0	0
8001-	9000	0	0	0	0	0	0	0	0	0	0	0	0	0	0	0
9001-	10000	0	0	0	0	0	0	0	0	0	0	0	0	0	0	0
10001-	20000	0	0	0	0	0	0	0	0	0	0	0	0	0	0	0
20001-	30000	0	0	0	0	0	0	0	0	0	0	0	0	0	0	0
30001-	40000	0	0	0	0	0	0	0	0	0	0	0	0	0	0	0
40001-	50000	0	0	0	0	0	0	0	0	0	0	0	0	0	0	0
50001-	100000	0	0	0	0	0	0	0	0	0	0	0	0	0	0	0
COLUMN TOTALS		794	37	149	111	93	86	41	74	40	28	13	25	4	3	1
CUMUL. TOTALS		0	37	186	297	390	476	517	591	631	659	672	697	701	704	705

BOILER POPULATION DATA - COMMERCIAL INSTITUTIONAL BOILERS
STACK HEIGHT BY TOTAL DESIGN CAPACITY SERVED
ALL OIL-FIRED BOILERS

TABLE ENTRIES ARE NUMBER OF STACKS

CAPACITY MBTU'S/HR	STACK HEIGHTS IN FEET 431-450	451-500	501-550	551-600	601-650	651-700	701-750	751-800	801-850	851-900	901-950	951-1000	ABOVE 1000	ROW TOTAL	CUM. TOTAL
EQUAL 0	0	0	0	0	0	0	0	0	0	0	0	0	0	125	0
1- 10	0	0	0	0	0	0	0	0	0	0	0	0	0	635	635
11- 20	0	0	0	0	0	0	0	0	0	0	0	0	0	205	840
21- 30	0	0	0	0	0	0	0	0	0	0	0	0	0	109	949
31- 40	0	0	0	0	0	0	0	0	0	0	0	0	0	73	1022
41- 50	0	0	0	0	0	0	0	0	0	0	0	0	0	76	1098
51- 60	0	0	0	0	0	0	0	0	0	0	0	0	0	45	1143
61- 70	0	0	0	0	0	0	0	0	0	0	0	0	0	33	1176
71- 80	0	0	0	0	0	0	0	0	0	0	0	0	0	32	1208
81- 90	0	0	0	0	0	0	0	0	0	0	0	0	0	18	1226
91- 100	0	0	0	0	0	0	0	0	0	0	0	0	0	22	1248
101- 200	0	0	0	0	0	0	0	0	0	0	0	0	0	85	1333
201- 300	0	0	0	0	0	0	0	0	0	0	0	0	0	20	1353
301- 400	0	0	0	0	0	0	0	0	0	0	0	0	0	5	1358
401- 500	0	0	0	0	0	0	0	0	0	0	0	0	0	11	1369
501- 600	0	0	0	0	0	0	0	0	0	0	0	0	0	4	1373
601- 700	0	0	0	0	0	0	0	0	0	0	0	0	0	1	1374
701- 800	0	0	0	0	0	0	0	0	0	0	0	0	0	2	1376
801- 900	0	0	0	0	0	0	0	0	0	0	0	0	0	1	1377
901- 1000	0	0	0	0	0	0	0	0	0	0	0	0	0	1	1378
1001- 2000	0	0	0	0	0	0	0	0	0	0	0	0	0	1	1379
2001- 3000	0	0	0	0	0	0	0	0	0	0	0	0	0	0	1379
3001- 4000	0	0	0	0	0	0	0	0	0	0	0	0	0	0	1379
4001- 5000	0	0	0	0	0	0	0	0	0	0	0	0	0	0	1379
5001- 6000	0	0	0	0	0	0	0	0	0	0	0	0	0	0	1379
6001- 7000	0	0	0	0	0	0	0	0	0	0	0	0	0	0	1379
7001- 8000	0	0	0	0	0	0	0	0	0	0	0	0	0	0	1379
8001- 9000	0	0	0	0	0	0	0	0	0	0	0	0	0	0	1379
9001- 10000	0	0	0	0	0	0	0	0	0	0	0	0	0	0	1379
10001- 20000	0	0	0	0	0	0	0	0	0	0	0	0	0	0	1379
20001- 30000	0	0	0	0	0	0	0	0	0	0	0	0	0	0	1379
30001- 40000	0	0	0	0	0	0	0	0	0	0	0	0	0	0	1379
40001- 50000	0	0	0	0	0	0	0	0	0	0	0	0	0	0	1379
50001-100000	0	0	0	0	0	0	0	0	0	0	0	0	0	0	1379
COLUMN TOTALS	0	0	0	0	0	0	0	0	0	0	0	0	0	1504	1379
CUMUL. TOTALS	705	705	705	705	705	705	705	705	705	705	705	705	705		

BOILER POPULATION DATA - COMMERCIAL INSTITUTIONAL BOILERS
AVERAGE NUMBER OF BOILERS PER PLANT BY CAPACITY & LOAD FACTOR RANGE
ALL OIL-FIRED BOILERS

ENTRIES ARE NUMBER OF BOILERS DIVIDED BY NUMBER OF PLANTS FOR EACH CAPACITY & LOAD FACTOR PAIR

CAPACITY MBTU'S/HR	PLANT LOAD FACTORS EQUAL 0.00	0.01- 0.09	0.10- 0.19	0.20- 0.29	0.30- 0.39	0.40- 0.49	0.50- 0.59	0.60- 0.69	0.70- 0.79
EQUAL 0	1.67	0.0	0.0	0.0	0.0	0.0	0.0	0.0	0.0
1- 10	1.00	1.37	1.22	1.27	1.20	1.08	1.36	1.00	1.00
11- 20	1.50	1.56	1.71	1.30	1.39	4.67	2.00	1.00	1.67
21- 30	3.00	1.77	1.41	1.80	2.40	1.00	1.00	3.00	1.00
31- 40	2.00	2.83	1.35	2.36	7.00	9.00	1.67	1.00	0.0
41- 50	0.0	2.33	2.12	1.57	1.40	2.25	2.50	1.00	1.00
51- 60	0.0	1.50	2.33	1.75	2.50	5.00	1.40	3.00	0.0
61- 70	0.0	1.88	3.00	2.20	2.00	2.00	0.0	0.0	1.00
71- 80	4.00	2.29	2.18	3.00	1.00	0.0	1.50	0.0	0.0
81- 90	0.0	1.50	1.80	1.50	1.00	1.00	0.0	0.0	0.0
91- 100	38.00	1.67	1.75	3.75	2.50	0.0	1.00	0.0	0.0
101- 200	4.00	2.95	2.69	3.06	1.67	4.60	0.0	6.00	2.00
201- 300	5.00	3.75	5.43	15.50	5.00	3.00	0.0	0.0	0.0
301- 400	0.0	2.00	4.67	6.50	0.0	4.00	0.0	0.0	0.0
401- 500	11.00	3.17	3.33	0.0	0.0	0.0	0.0	0.0	0.0
501- 600	0.0	7.00	48.00	1.00	4.00	0.0	0.0	0.0	0.0
601- 700	0.0	0.0	0.0	27.50	0.0	0.0	0.0	0.0	0.0
701- 800	0.0	4.00	0.0	0.0	0.0	0.0	0.0	0.0	0.0
801- 900	0.0	1.00	0.0	20.00	0.0	0.0	0.0	0.0	0.0
901- 1000	0.0	0.0	4.00	0.0	0.0	0.0	0.0	0.0	0.0
1001- 2000	0.0	1.00	3.00	0.0	0.0	0.0	0.0	0.0	0.0
2001- 3000	0.0	0.0	0.0	0.0	0.0	0.0	0.0	0.0	0.0
3001- 4000	0.0	0.0	0.0	0.0	0.0	0.0	0.0	0.0	0.0
4001- 5000	0.0	0.0	0.0	0.0	0.0	0.0	0.0	0.0	0.0
5001- 6000	0.0	0.0	0.0	0.0	0.0	0.0	0.0	0.0	0.0
6001- 7000	0.0	0.0	0.0	0.0	0.0	0.0	0.0	0.0	0.0
7001- 8000	0.0	0.0	0.0	0.0	0.0	0.0	0.0	0.0	0.0
8001- 9000	0.0	0.0	0.0	0.0	0.0	0.0	0.0	0.0	0.0
9001- 10000	0.0	0.0	0.0	0.0	0.0	0.0	0.0	0.0	0.0
10001- 20000	0.0	0.0	0.0	0.0	0.0	0.0	0.0	0.0	0.0
20001- 30000	0.0	0.0	0.0	0.0	0.0	0.0	0.0	0.0	0.0
30001- 40000	0.0	0.0	0.0	0.0	0.0	0.0	0.0	0.0	0.0
40001- 50000	0.0	0.0	0.0	0.0	0.0	0.0	0.0	0.0	0.0
50001-100000	0.0	0.0	0.0	0.0	0.0	0.0	0.0	0.0	0.0
COLUMN TOTALS	3.58	2.02	1.98	2.45	1.87	3.10	1.47		
CUMUL. TOTALS	0.0	2.02	2.00	2.11	2.08	2.13			

BOILER POPULATION DATA - COMMERCIAL INSTITUTIONAL BOILERS
AVERAGE NUMBER OF BOILERS PER PLANT BY CAPACITY & LOAD FACTOR RANGE
ALL OIL-FIRED BOILERS

ENTRIES ARE NUMBER OF BOILERS DIVIDED BY NUMBER OF PLANTS FOR EACH CAPACITY & LOAD FACTOR PAIR

CAPACITY MBTU'S/HR	PLANT LOAD FACTORS 0.80-0.89	0.90-0.99	TOTAL <1.00	EQUAL 1.00	ABOVE 1.00	ROW TOTAL	CUMTOT <1.00	CUMTOT ALL
EQUAL 0	0.0	0.0	1.67	0.0	1.50	1.53	0.0	0.0
1- 10	1.25	1.00	1.26	0.0	1.43	1.27	1.26	1.27
11- 20	5.00	1.00	1.72	0.0	1.00	1.71	1.38	1.38
21- 30	0.0	1.00	1.66	0.0	1.75	1.66	1.42	1.42
31- 40	0.0	0.0	2.59	0.0	1.80	2.53	1.55	1.54
41- 50	1.00	1.00	1.95	0.0	0.0	1.95	1.59	1.58
51- 60	0.0	0.0	2.05	0.0	1.00	2.00	1.62	1.61
61- 70	2.00	0.0	2.28	0.0	0.0	2.28	1.64	1.63
71- 80	0.0	0.0	2.35	0.0	0.0	2.35	1.67	1.66
81- 90	0.0	0.0	1.53	0.0	0.0	1.53	1.67	1.66
91- 100	0.0	0.0	4.22	0.0	5.00	4.26	1.73	1.72
101- 200	0.0	0.0	2.94	0.0	1.00	2.92	1.84	1.82
201- 300	0.0	0.0	5.43	0.0	0.0	5.43	1.94	1.92
301- 400	0.0	0.0	4.11	0.0	0.0	4.11	1.96	1.94
401- 500	0.0	0.0	3.85	0.0	0.0	3.85	1.99	1.97
501- 600	0.0	0.0	13.40	0.0	0.0	13.40	2.05	2.03
601- 700	0.0	0.0	27.50	0.0	0.0	27.50	2.11	2.09
701- 800	0.0	0.0	4.00	0.0	0.0	4.00	2.12	2.10
801- 900	0.0	0.0	10.50	0.0	0.0	10.50	2.14	2.11
901- 1000	0.0	0.0	4.00	0.0	0.0	4.00	2.14	2.12
1001- 2000	0.0	0.0	2.00	0.0	0.0	2.00	2.14	2.12
2001- 3000	0.0	0.0	0.0	0.0	0.0	0.0	2.14	2.12
3001- 4000	0.0	0.0	0.0	0.0	0.0	0.0	2.14	2.12
4001- 5000	0.0	0.0	0.0	0.0	0.0	0.0	2.14	2.12
5001- 6000	0.0	0.0	0.0	0.0	0.0	0.0	2.14	2.12
6001- 7000	0.0	0.0	0.0	0.0	0.0	0.0	2.14	2.12
7001- 8000	0.0	0.0	0.0	0.0	0.0	0.0	2.14	2.12
8001- 9000	0.0	0.0	0.0	0.0	0.0	0.0	2.14	2.12
9001- 10000	0.0	0.0	0.0	0.0	0.0	0.0	2.14	2.12
10001- 20000	0.0	0.0	0.0	0.0	0.0	0.0	2.14	2.12
20001- 30000	0.0	0.0	0.0	0.0	0.0	0.0	2.14	2.12
30001- 40000	0.0	0.0	0.0	0.0	0.0	0.0	2.14	2.12
40001- 50000	0.0	0.0	0.0	0.0	0.0	0.0	2.14	2.12
50001-100000	0.0	0.0	0.0	0.0	0.0	0.0	2.14	2.12
COLUMN TOTALS	1.86	1.00	2.13	0.0	1.51	1.90	2.08	2.07
CUMUL. TOTALS	2.09	2.08	2.08	2.08	2.02	1.90	2.08	2.07

APPENDIX B

Flowchart and Program Listings

LOGIC FLOWCHART OF COMPUTER PROGRAMS

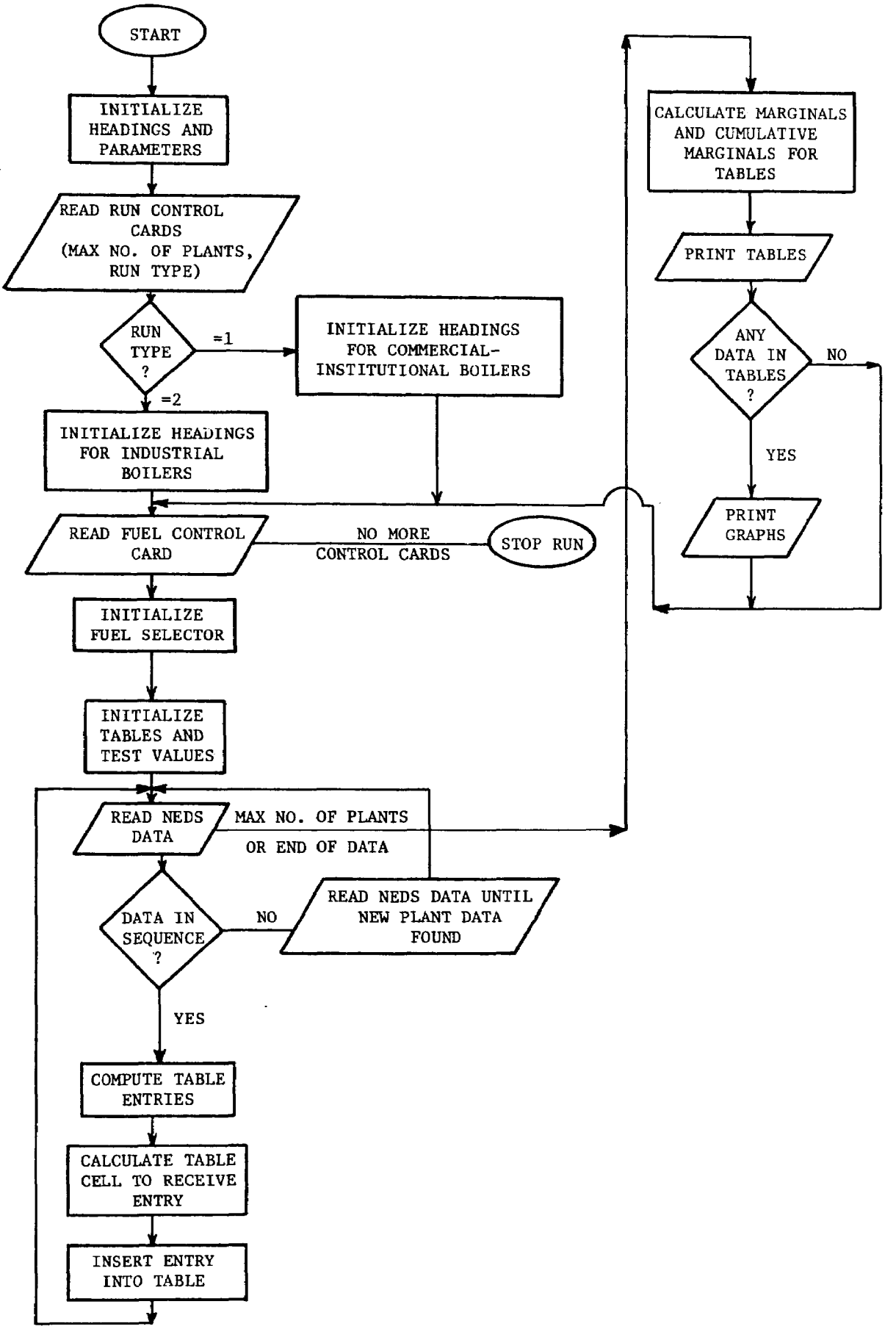

PROGRAM THAT PRODUCED JOINT DISTRIBUTIONS 1 THROUGH 6

```
C      SUBPROGRAM FOR BOILER POPULATION DATA ANALYSIS
C      DATA EITHER HAS BEEN  RDERED OR IS ASSUMED TO BE IN ORDER
       CALL REREAD
       COMMON LCAP(30),MAXBT (60),ACTBTU(60,3),LDFACT(3),BLDFAC(60),IBENT
      1Y(30,17),CUMCL(30),CO TT(30),LP(35),BLF(13),PLF(13),IPENTY(35,17),
      1MKAP(35),IDAT(8,500), AT(15,5),KBOIL(13),ICOLTT(17),ICUMCL(17),B(3
      110),IP(35),LPLANT(13), ENTY(30,17),PENTY(35,17),IHT(28),IHGHT(50),I
      1SENTY(34,30),BTUMAX(5 )
       INTEGER BENTY,PENTY,C LTT,CUMCL,TOT5,TOT6,TOT7,TOT8
       REAL LDFACT,MAXBTU,IB NTY,IPENTY,ICOLTT,ICUMCL
       DIMENSION ISIDE(3,21) JSIDE(3,21),KSIDE(3,21),LSIDE(3,21),CUM1(36)
      1,CUM2(36),CUM5(36),CU 6(36),CUM7(30),CUM8(30)
       DIMENSION CUM3(30),CU 4(30),IISIDE(3,21),JJSIDE(3,21),KKSIDE(3,21)
      1,LLSIDE(3,21),HEADNG( 9),BOILER(19,3),CMRINS(19),AINDUS(19),UTILIT
      1(19)
       DIMENSION IR(12,13),I R(12),LABEL(12,13),TITLE(12)
       DIMENSION ALFUEL(11), LCOAL(11),RESOIL(11),DISOIL(11),ALLOIL(11),N
      1ATGAS(11),PROGAS(11), PGGAS(11),ALLGAS(11),COKE(11),OTHER(11),BAGG
      1AS(11),MULTFL(11),ACO TT(17),ACUMCL(17),AVBPLT(34,17)
       REAL*4 LAREL,TITLE,LP GAS,NATGAS,MULTFL
       DATA IR/15*1,12*0,1,1 5*0,1,10*0,1,1,12*0,1,12*0,1,12*0,1,12*0,1,0,
      10,1,9*0,1,7*0,1,1,0,0 1,12*0,1,0/
       DATA ALFUEL/'(1H ',', 2X',',''AL','L BO','ILER','S AN','D AL','L F
      1U','ELS ','    ','  ' )'/
       DATA ALCOAL/'(53X',', 'AL','L CO','AL-F','IRED',' BOI','LERS','
      1 ','    ','    ','  ' )'/
       DATA RESOIL/'(52X',', 'RE','SIDU','AL O','IL-F','IRED',' BOI','LER
      1S','    ','    ','  ' )'/
       DATA DISOIL/'(51X',', 'DI','STIL','LATE',' OIL','-FIR','ED B','OIL
      1E','RS  ','    ','  ' )'/
       DATA ALLOIL/'(54X',', 'AL','L OI','L-FI','RED ','BOIL','ERS ','
      1 ','    ','    ','  ' )'/
       DATA NATGAS/'(52X',', 'NA','TURA','L GA','S-FI','RED ','BOIL','ERS
      1 ','    ','    ','  ' )'/
       DATA PROGAS/'(52X',', 'PR','OCES','S GA','S-FI','RED ','BOIL','ERS
      1 ','    ','    ','  ' )'/
       DATA LPGGAS/'(48X',', 'LI','QUID',' PET','ROLE','UM G','AS-F','IRE
      1D',' BOI','LERS','  ' )'/
       DATA ALLGAS/'(54X',', 'AL','L GA','S-FI','RED ','BOIL','ERS ','
      1 ','    ','    ','  ' )'/
       DATA COKE/'(53X',',''AL','L CO','KE-F','IRED',' BOI','LERS','    '
      1,'    ','    ','  '') /
       DATA BAGGAS/'(52X',', 'AL','L BA','GGAS','E-FI','RED ','BOIL','ERS
      1 ','    ','    ','  ' )'/
       DATA OTHER/'(49X',', 'AL','L WO','OD A','ND O','THER','-FIR','ED B
      1','OILE','RS  ','  '' '/
       DATA MULTFL/'(49X',', 'MU','LTIP','LE F','UEL-','FIRE','D BO','ILE
      1R','S ON','LY  ','  ' )'/
       DATA CUM3/30*0,/,CUM4 30*0,/,CUM7/30*0,/,CUM8/30*0,/,CUM5/36*0,/,C
      1UM6/36*0,/
       DATA ISIDE/27*'    ', PERC','ENT ','    ','CUMU','LATI','VE  ','CA
      1PA','CITI','ES  ','BO L','ER  ','    ',24*'    '/
       DATA JSIDE/27*'    ', PERC','ENT ','    ','CUMU','LATI','VE  ','CA
      1PA','CITI','ES  ','PLAN','T   ','    ',24*'    '/
       DATA KSIDE/27*'    ', PERC','ENT ','    ','CAPA','CITI','ES, ','BO
      1IL','ER  ',28*'    '/
       DATA LSIDE/27*'    ', PERC','ENT ','    ','CAPA','CITI','ES, ','PL
      1AN','T   ',28*'    '/
       DATA IISIDE/27*'    ' 'PERC','ENT ','    ','CUMU','LATI','VE  ','B
      1OIL','ERS ','    ','N MB','ER O','F   ',24*'    '/
```

```
      DATA JJSIDE/27*'     ' 'PERC','ENT ','    ','CUMU','LATI','VE  ','P
     1LAN','TS  ','    ','N MB','ER O','F   ',24*'    '/
      DATA KKSIDE/27*'     ' 'PERC','ENT ','    ','BOIL','ERS ','    ','N
     1UMB','ER O','F   ',27 '    '/
      DATA LLSIDE/27*'     ' 'PERC','ENT ','    ','PLAN','TS  ','    ','N
     1UMB','ER O','F   ',27 '    '/
      DATA CMRINS/'(1H1','', 6X','','BO','ILER',' POP','ULAT','ION ','DAT
     1A',' - C','OMME','RCIA','L IN','STIT','UTIO','NAL ','BOIL','ERS ',
     1'    ','  ')'/
      DATA AINDUS/'(1H1','',43X','','BO','ILER',' POP','ULAT','ION ','DAT
     1A',' - I','NDUS','TRIA','L BO','ILER','S   ','  ') ','    ','    '
     1,'    ','    '/
      DATA UTILIT/'(1H1','', 8X','','BO','ILER',' POP','ULAT','ION ','DAT
     1A',' - U','TILI','TY  ','POWE','R PL','ANT)',' BOI','LERS','    ',
     1'    ','  ')'/
      DO 10 L=1,19
      BOILER(L,1)=CMRINS(L)
      BOILER(L,2)=AINDUS(L)
      BOILER(L,3)=UTILIT(L)
      IF (L.GT.11) GO TO 10
      LABEL(L,1)=ALFUEL(L)
      LABEL(L,2)=ALCOAL(L)
      LABEL(L,3)=RESOIL(L)
      LABEL(L,4)=DISOIL(L)
      LABEL(L,5)=ALLOIL(L)
      LABEL(L,6)=NATGAS(L)
      LABEL(L,7)=PROGAS(L)
      LABEL(L,8)=COKE(L)
      LABEL(L,9)=OTHER(L)
      LABEL(L,10)=LPGGAS(L)
      LABEL(L,11)=ALLGAS(L)
      LABEL(L,12)=BAGGAS(L)
      LABEL(L,13)=MULTFL(L)
   10 CONTINUE
C      READ NUMBER OF PLANT  TO BE PROCESSED
C
      READ (1,30) ILAST
      DO 2710 JRUN=1,13
C
C      IRTYP = FUEL TYPE OR FUEL COMBINATIONS TO BE ANALYZED PER BOILER
C      IRUN = 1 RESULTS IN  RROR MESSAGES PRINTED FOR EACH FUEL, BOILER,
C         AND PLANT, IF IRU  IS NOT EQUAL TO 1, ONLY OVERSIZED BOILERS
C         AND PLANTS WILL B  NOTED IN ERROR MESSAGES
C      ICODE = THE SCC CODE ASSOCIATED WITH THE CLASS OF BOILERS BEING
C         EXAMINED, AND IS  SED TO DETERMINE WHETHER THE BOILER IS IN
C         THE CORRECT CATEG RY (EG, UTILITY AS AN INDUSTRIAL, ETC.).
C      NPLANT = THE CATEGOR  OF PLANTS BEING ANALYZED, AND IS USED TO
C         PRODUCE HEADINGS  OR THE TABLES AND GRAPHS BY ASSIGNING
C         APPROPRIATE DATA  TATEMENTS TO THE VARIABLE CALLED HEADNG(LL).
C
      READ (1,30, END=2720) IRTYP,IRUN,ICODE,NPLANT
   30 FORMAT (4I5)
      DO 40 LL=1,19
      HEADNG(LL)=BOILER(LL,NPLANT)
      IF (LL.GT.11) GO TO 4
      TITLE(LL)=LABEL(LL,IR YP)
   40 CONTINUE
      IND=0
      IPRINT=3
      WRITE (3,HEADNG)
      WRITE (3,TITLE)
      IND1=0
      IX1=1
      IX2=1
      ITAPE=8
      PLTCAP=0.
```

```
      PLDFAC=0.
      ABVBLR=0.
      ABVPLT=0.
      NLGBLR=0
      NLGPLT=0
      BLF(1)=0.0
C
C      SET UP TABLE OF BOIL R LOAD FACTORS
C
      DO 50 LF=2,11
      BLF(LF)=BLF(LF-1)+0.1
   50 CONTINUE
      BLF(12)=1.001
      BLF(13)=BLF(12)
C      INITIALIZE VALUES
      DO 60 KP=1,30
      B(KP)=0.0
      CUM3(KP)=0.
      CUM4(KP)=0.
      CUM7(KP)=0.
      CUM8(KP)=0.
      DO 60 LF=1,13
      LPLANT(LF)=0
      KBOIL(LF)=0
      IBENTY(KP,LF)=0
      BENTY(KP,LF)=0
   60 CONTINUE
      PLF(1)=0.0
      DO 70 LF=2,13
      PLF(LF)=BLF(LF)
   70 CONTINUE
      CUM1(1)=0.
      CUM2(1)=0.
      CUM5(1)=0.
      CUM6(1)=0.
      DO 90 KM=1,35
      MKAP(KM)=0
      CUM1(KM+1)=0.
      CUM2(KM+1)=0.
      CUM5(KM+1)=0.
      CUM6(KM+1)=0.
      DO 90 LF=1,30
      IF (LF.GT.13) GO TO 8
      IPENTY(KM,LF)=0
      AVBPLT(KM,LF)=0.0
      PENTY(KM,LF)=0
   80 IF (KM.GT.34) GO TO 9
      ISENTY(KM,LF)=0
      BTUMAX(LF)=0.
      IF (LF.GT.25) GO TO 9
      BTUMAX(LF+25)=0.
   90 CONTINUE
      DO 100 K=1,60
      MAXBTU(K)=0.0
      DO 100 J=1,3
      ACTBTU(K,J)=0.0
      LDFACT(J)=0.0
  100 CONTINUE
C
C      CONSTRUCT TEST VALUE TABLE FOR STACK HEIGHTS
C
      IHT(1)=0
      DO 110 IS=2,11
  110 IHT(IS)=IHT(IS-1)+20
      DO 120 IS=12,27
  120 IHT(IS)=IHT(IS-1)+50
```

```
      IHT(28)=10000
      JRTYP=IRTYP
      IF (JRTYP.GE.13)JRTYP 1
      DO 130 I=1,12
  130 IAR(I)=IR(JRTYP,I)
      JFUEL=0
      M=0
      N=0
      J=0
      K=0
      L=0
      IBOIL=0
      KK=0
      KN=0
      JJ=0
      IPLANT=0
      LSTACK=0
      LCAP(1)=0
      DO 140 KP=2,11
      LCAP(KP)=LCAP(KP-1)+1
  140 CONTINUE
      DO 150 KP=12,20
      LCAP(KP)=LCAP(KP-1)+1 0
  150 CONTINUE
      DO 160 KP=21,29
      LCAP(KP)=LCAP(KP-1)+1 00
  160 CONTINUE
      LCAP(30)=100000
      DO 170 KM=1,29
      LP(KM)=LCAP(KM)
  170 CONTINUE
      DO 180 KM=30,33
      LP(KM)=LP(KM-1)+10000
  180 CONTINUE
      LP(34)=100000
      IF (IRUN.NE.1) GO TO 490
      WRITE (3,HEADNG)
      WRITE (3,TITLE)
      WRITE (3,1570)
      WRITE (3,1570)
  190 N=N+1
      READ (ITAPE,200, END=380, ERR=500) (IDAT(I,N),I=1,6),ICARD
  200 FORMAT (I9,I4,4I2,58X I1)
      IF (ICARD.NE.1) GO TO 240
C
C *** READ PLANT NAME, OWNE , PERSON TO CONTACT, AND ICARD
      READ (99,220) (IDAT(I N),I=1,6),(DAT(I,N),I=1,15),ICARD
  220 FORMAT (I9,I4,4I2,14A ,A2,I1)
      M=M+1
C
C *** WRITE PLANT NAME,PERS N TO CONTACT, OWNER, AND ICARD
      IF (IRUN.EQ.1) WRITE  3,230) (IDAT(I,N),I=1,6),(DAT(I,N),I=1,15),I
     1CARD
  230 FORMAT (1H0,I9,I4,4I2,2X,10A4,2X,4A4,2X,A2,I1)
      JJ=1
      GO TO 410
  240 IF (ICARD.NE.2) GO TO 260
      M=M+1
      WRITE (3,250) (IDAT(I N),I=1,4)
  250 FORMAT (1H0,'NO PLANT SOURCE RECORD FOR STACK = ',I9,I4,2I2)
      JJ=2
      GO TO 410
  260 IF (ICARD.NE.3) GO TO 290
      M=M+1
      K=K+1
      READ (99,270) JBOIL,I R,MAXBTU(K)
```

```
270 FORMAT (13X,2I2,F5.0)
    WRITE (3,280) (IDAT(I N),I=1,2),IYR,JBOIL
280 FORMAT (1H0,'NO PLANT SOURCE NOR STACK RECORD FOR MAX DESIGN RECOR
   1D   BOILER = ',I9,I4, I2)
    MBOIL=JBOIL
    JJ=3
    IF (MAXBTU(K).EQ.0.)  O TO 730
    IF (MAXBTU(K).EQ.1.0) K=1
    GO TO 750
290 IF (ICARD.NE.4) GO TO 300
300 IF (ICARD.NE.5) GO TO 330
    READ (99,310) LBOIL,I R
310 FORMAT (13X,I2,I2)
    WRITE (3,320) (IDAT(I N),I=1,2),LBOIL,IYR
320 FORMAT (1H0,'NO PLANT STACK,OR MAX DESIGN RECORDS FOR BOILER WITH
   1 ID NUMBER = ',I4,I9, I2,1H ,'MAXBTU SET = 1.0 IF ACTUAL BTU DATA
   1 IS AVAILABLE IN RECO D 6, "EXTRANEOUS DATA" ERROR GIVEN IF NO REC
   1ORD IS PRESENT')
    GO TO 190
330 IF (ICARD.NE.6) GO TO 360
    M=M+1
    K=K+1
    J=J+1
    READ (99,340) KBOIL6, YR,JCODE,IFUEL,RATE,HEAT
340 FORMAT (13X,2I2,I3,I3*2X,F7.0,13X,F5.0)
    JBOIL6=KBOIL6
    WRITE (3,350) (IDAT(I N),I=1,2),KBOIL6,IYR
350 FORMAT (1H0,'NO PLANT STACK,OR MAX DESIGN RECORD FOR BOILER =',I9,
   1I4,2I2,'  MAXBTU SET   1.0 TO PROCESS ACTBTU RECORD')
    MAXBTU(K)=1.0
    GO TO 810
360 WRITE (3,370)
370 FORMAT (1H0,'EXTRANEO S DATA')
    GO TO 190
380 CONTINUE
    WRITE (3,400)
400 FORMAT (1H0,'NO DATA  VAILABLE')
    GO TO 860
410 N=N+1
    READ (ITAPE,200, END= 60, ERR=500) (IDAT(I,N),I=1,6),ICARD
    IF (ICARD.NE.1) GO TO 440
    IF ((JJ.EQ.6).AND.(JF EL.EQ.1)) GO TO 880
420 IF (IBOIL.EQ.1) GO TO 1070
430 M=M+1
    IF (M.GT.ILAST) GO TO 860
    K=0
    J=0
    N=1
    PLTCAP=0.
    READ (99,220) (IDAT(I N),I=1,6),(DAT(I,N),I=1,15),ICARD
    IF (IRUN.EQ.1) WRITE  3,230) (IDAT(I,N),I=1,6),(DAT(I,N),I=1,15),I
   1CARD
    JJ=1
    GO TO 410
440 IF (ICARD.NE.2) GO TO 480
    IF ((JJ.EQ.6).AND.(JF EL.EW.1)) GO TO 880
450 CONTINUE
    READ (99,460) JSTACK, YR,SHGHT,PHGHT,ICOMPT
460 FORMAT (13X,2I2,15X,F4.0,14X,F4.0,1X,I4)
    IF (IPLANT.NE.0) GO T  470
    MSTACK=JSTACK
    SHGHT1=SHGHT
    PHGHT1=PHGHT
    MCOMPT=ICOMPT
    MS=1
    BTUMAX(MS)=0.
```

```
      IHGHT(MS)=0
470   JJ=2
      GO TO 410
480   IF (ICARD.NE.3) GO TO 490
      K=K+1
      READ (99,270) JBOIL,I R,MAXBTU(K)
      MBOIL=JBOIL
      JJ=3
      GO TO 410
490   IF (ICARD.EQ.4) GO TO 410
      IF (ICARD.EQ.5) GO TO 410
      IF (ICARD.EQ.6) GO TO 520
500   WRITE (3,510)
510   FORMAT (1H0,'EXTRANEO S DATA READ')
      GO TO 410
520   IF (IRTYP.LE.12) GO T  540
      READ (ITAPE,200, END=530) (IDAT(I,N),I=1,6),ICARD
      BACKSPACE ITAPE
      IF ((ICARD.NE.6).AND. JFUEL.NE.1)) GO TO 410
530   BACKSPACE ITAPE
      READ (ITAPE,200) (IDA (I,N),I=1,6),ICARD
540   CONTINUE
      READ (99,340) KBOIL6, YR,JCODE,IFUEL,RATE,HEAT
      JJ=6
      IF (IFUEL.GT.12)IFUEL 12
      IAR(IFUEL)=IR(IFUEL,J TYP)
      IF (IAR(IFUEL))  410,410,550
550   J=J+1
      IF ((JCODE.NE.ICODE). ND.(IRUN.EQ.1)) WRITE (3,560) (IDAT(I,N),I=1
     1,2),KBOIL6,IYR,JCODE,ICODE
560   FORMAT (1H0,'FUEL REC RD HAS INCORRECT BOILER TYPE FOR BOILER WITH
     1 ID = ',I9,I4,2I2,',  ODE FOUND WAS',I4,', BUT CODE EXPECTED WAS',
     1I4)
      IF (MAXBTU(K).LE.1000 .) GO TO 580
      WRITE (3,1010) (IDAT( ,N-1),I=1,2),MBOIL,IYR,MAXBTU(K),K,M
      J=0
      K=K-1
      DO 570 IRD=1,4
      READ (ITAPE,200, END= 60, ERR=500) (IDAT(I,N),I=1,6),ICARD
      IF (ICARD.EQ.1) GO TO 420
      IF (ICARD.EQ.2) GO TO 450
570   CONTINUE
580   IF (LSTACK.NE.0) GO T  670
      LSTACK=1
      IF (IPLANT.NE.0) GO T  590
      IPLANT=1
590   IF (J.GT.1) GO TO 670
      IF (ICOMPT.EQ.0) GO T  600
      IF (ICOMPT.EQ.MCOMPT) GO TO 650
      MS=MS+1
      BTUMAX(MS)=BTUMAX(MS) MAXBTU(K)
      IHGHT(MS)=AMAX1(SHGHT PHGHT)
      GO TO 670
600   IF (SHGHT.EQ.0) GO TO 610
      IF (SHGHT1.EQ.SHGHT)  O TO 650
      MS=MS+1
      BTUMAX(MS)=BTUMAX(MS) MAXBTU(K)
      IHGHT(MS)=SHGHT
      GO TO 670
610   IF (PHGHT.EQ.0) GO TO 620
      IF (PHGHT1.EQ.PHGHT)  O TO 650
      MS=MS+1
      IHGHT(MS)=PHGHT
      BTUMAX(MS)=BTUMAX(MS) MAXBTU(K)
      GO TO 670
620   IF (IRUN.NE.1) GO TO  40
```

```
      IF ((SHGHT.EQ.0).AND. PHGHT.EQ.0)) WRITE (5,630) (IDAT(I,N),I=1,2)
     1,JSTACK,IYR,M,MS
  630 FORMAT (1H0,'NO STACK OR PLUME HEIGHT FOR STACK WITH ID = ',I9,I4,
     12I2,/,' PLANT NO.= ', 5,', STACK NO. SELECTED WITHIN PLANT = ',I3)
     1
  640 IF ((MS.EQ.1).AND.(IP ANT.EQ.1)) GO TO 650
      MS=MS+1
      IHGHT(MS)=SHGHT
  650 BTUMAX(MS)=BTUMAX(MS) MAXBTU(K)
      IF (IHGHT(MS).EQ.0)IH HT(MS)=AMAX1(SHGHT,PHGHT)
  660 FORMAT (1H0,'BTUMAX(M ) = ',F10.0,' FOR STACK NO.',I3,' WITH HEIGH
     1T =',I4,' AT PLANT OB ERVATION NO. ',I5)
  670 IF (RATE.NE.0) GO TO  90
      IF (IRUN.EQ.1) WRITE  3,680) (IDAT(I,N),I=1,2),KBOIL6,IYR,K,IFUEL
  680 FORMAT (1H0,'SCC PROC SS RATE = 0.0 FOR BOILER ID = ',I9,I4,2I2,'
     1K = ',I4,' FUEL TYPE = ',I3)
  690 IF (HEAT.NE.0.0) GO T  710
      IF (IRUN.EQ.1) WRITE  3,700) IFUEL,K,(IDAT(I,N),I=1,2),KBOIL6,IYR
  700 FORMAT (1H0,'NO HEAT  ONTENT FOR FUEL J = ',I3,' K = ',I4,' BOILER
     1 ID = ',I9,I4,2I2)
  710 IF (JFUEL.EQ.1) GO TO 810
      IF (MAXBTU(K).EQ.1.0) K=1
C***COMPUTE MAXIMUM CAPACIT  FOR PLANT(BOILERS 1 THROUGH K)
      PLTCAP=PLTCAP+MAXBTU( )
      IF (MAXBTU(K).NE.0.0) GO TO 750
      KP=1
      B(KP)=B(KP)+MAXBTU(K)
  730 MAXBTU(K)=1.0
      IF (IRUN.EQ.1) WRITE  3,740) (IDAT(I,N),I=1,2),MBOIL,IYR,K
  740 FORMAT (1H0,'MAX DESI N RECORD HAS NO CAPACITY FOR BOILER =',I9,I4
     1,2I2,2X,'K= ',I5,2X,' AXIMUM DESIGN SET = 1.0')
      GO TO 770
  750 DO 760 KP=2,30
      IF (MAXBTU(K).LE.LCAP KP)) GO TO 770
  760 CONTINUE
  770 IF (KP.EQ.1) GO TO 78
      B(KP)=B(KP)+MAXBTU(K)
  780 MBOIL=JBOTL
      IF (JJ.LE.2) GO TO 79
      I=1
      GO TO 800
  790 I=2
  800 JJ=6
C***COMPUTE FUEL LOAD FACTO  FOR FUEL TYPE
  810 IF (JFUEL.EQ.1) GO TO 830
      IF (MAXBTU(K).NE.1.0) GO TO 830
      IF (KK.EQ.1) GO TO 83
      MAXBTU(K)=MAXBTU(K)/8 60.
  830 ACTBTU(K,J)=RATE*HEAT
      LDFACT(J)=ACTBTU(K,J) (MAXBTU(K)*8760.)
      IF (LDFACT(J).LT.1.0) GO TO 850
      IF (IRUN.EQ.1) WRITE  3,840) K,LDFACT(J),IFUEL,(IDAT(I,N),I=1,2),K
     1BOIL6,IYR
  840 FORMAT (1H0,'FUEL LOA  FACTOR FOR BOILER K =',I4,' IS ',F10.0,' FU
     1EL TYPE =',I3,' BOILE  ID = ',I9,I4,2I2)
  850 MBOIL6=KBOIL6
      JFUEL=1
      IBOIL=1
      GO TO 410
  860 CONTINUE
      KN=1
      IF (JFUEL.EQ.0) GO TO 1300
  880 BLDFAC(K)=0.0
C***COMPUTE LOAD FACTOR FOR BOILER K(FUELS 1 THROUGH J)
      DO 890 IK=1,J
      BLDFAC(K)=BLDFAC(K)+LDFACT(IK)
```

```
890 CONTINUE
    IF (BLDFAC(K),LT,1,0) GO TO 910
    IF (IRUN,EQ,1) WRITE  3,900) J,M,K,(IDAT(I,N-1),I=1,2),KBOIL6,IYR,
   1BLDFAC(K)
900 FORMAT (1H0,'BOILER L AD FACTOR FOR J = ',I2,' FUELS IS ,EQ, OR ,G
   1T, 1,0 M= ',I4,' K= ' I3,' BOILER ID = ',I9,I4,2I2,' LOAD FACTOR =
   1',F10,0)
910 IF (BLDFAC(K),NE,BLF( )) GO TO 920
    LF=1
    GO TO 960
920 DO 930 LF=2,11
    IF (BLDFAC(K),LT,BLF( F)) GO TO 960
930 CONTINUE
    IF (BLDFAC(K),EQ,BLF( 1)) GO TO 940
    IF (BLDFAC(K),GT,BLF( 1)) GO TO 950
    GO TO 960
940 LF=12
    GO TO 960
950 LF=13
960 KBOIL(LF)=KBOIL(LF)+1
    IBENTY(KP,LF)=IBENTY( P,LF)+B(KP)
    BENTY(KP,LF)=BENTY(KP LF)+1
    IF (LF,LT,1,OR,LF,GT, 3) GO TO 980
    GO TO 1000
980 WRITE (3,990) LF
990 FORMAT (1H0,'TEST FOR BOILER LOAD FACTOR INDEX RANGE HAS FAILED, L
   1OAD FACTOR INDEX = ', 3)
1000 IX2=1
    IF (MAXBTU(K),LE,1000 ,) GO TO 1030
    WRITE (3,1010) (IDAT( ,N-1),I=1,2),MBOIL,IYR,MAXBTU(K),K,M
1010 FORMAT (1H0,'BOILER W'TH ID = ',I9,I4,2I2,' HAS CAPACITY OVER 1000
   10 MBTU''S/HR, CAPACIT  =',F6,0,' BOILER NO, =',I3,' IN PLANT NO, =
   1',I5,/,'  BOILER DATA WILL NOT BE INCLUDED IN GRAPHIC OUTPUT')
    IF ((LF,GT,1,AND,LF,L ,I2),AND,(KP,GT,1))ABVBLR=ABVBLR+MAXBTU(K)
    IF ((LF,GT,1,AND,LF,L ,I2),AND,(KP,GT,1))NLGBLR=NLGBLR+1
    DO 1020 I=LF,11
1020 CUM2(I)=CUM2(I)-MAXBT (K)
    GO TO 1050
1030 IF (MAXBTU(K),GT,0,)I 2=6,*ALOG10(MAXBTU(K))+1,0
    IF (IX2,LT,1)IX2=1
    CUM4(IX2)=CUM4(IX2)+M XBTU(K)
    CUM8(IX2)=CUM8(IX2)+1
1040 FORMAT (1H0,'IX2 = ', 5,' CUM4(IX2) =',F12,0,' MAXBTU(K) = ',F12,0
   1,' K = ',I5,' S = 212 )
    IF ((LF,EQ,1),OR,(KP, Q,1))CUM8(IX2)=CUM8(IX2)-1,
    IF ((LF,GT,11),AND,(K ,GT,1))CUM8(IX2)=CUM8(IX2)-1,
    IF ((LF,EQ,1),OR,((LF GT,11),AND,(KP,GT,1)))CUM4(IX2)=CUM4(IX2)-MA
   1XBTU(K)
1050 DO 1060 L=1,KP
1060 B(L)=0,0
    IF (ICARD,EQ,1) GO TO 1070
    IF (ICARD,EQ,2)J=0
    JFUEL=0
    IF (KN,EQ,1) GO TO 10 0
    KK=0
    LSTACK=0
    MSTACK=JSTACK
    SHGHT1=SHGHT
    PHGHT1=PHGHT
    MCOMPT=ICOMPT
    IPLANT=IPLANT+1
    GO TO 450
1070 CONTINUE
    IF (PLTCAP,NE,LP(1))  O TO 1080
    KM=1
    GO TO 1100
```

```
 1080 DO 1090 KM=2,34
      IF (PLTCAP.LE.LP(KM)) GO TO 1100
 1090 CONTINUE
 1100 MKAP(KM)=MKAP(KM)+1
C***COMPUTE LOAD FACTOR FOR PLANT M(BOILERS 1 THROUGH K)
      PLDFAC=0.
      DO 1110 JK=1,K
      DO 1110 L=1,3
      PLDFAC=PLDFAC+ACTBTU( K,L)
 1110 CONTINUE
      IF (PLTCAP.NE.0.) GO  O 1130
      IF (IRUN.EQ.1) WRITE  3,1120) (IDAT(I,N-1),I=1,6),M,K
 1120 FORMAT (1H0,'NO PLANT CAPACITY FOR PLANT= ',I9,I4,4I2,'   M= ',I5,'
     1 K= ',I4,'  MAXIMUM C PACITY SET = 1.0')
      PLTCAP=1.0/8760.
 1130 PLDFAC=PLDFAC/(PLTCAP 8760.)
      IF (PLDFAC.NE.PLF(1)) GO TO 1140
      LF=1
      GO TO 1200
 1140 DO 1150 LF=2,11
      IF (PLDFAC.LT.PLF(LF)  GO TO 1200
 1150 CONTINUE
      IF (PLDFAC.EQ.PLF(11)  GO TO 1160
      IF (PLDFAC.GT.PLF(11)  GO TO 1170
 1160 LF=12
      GO TO 1180
 1170 LF=13
 1180 IF (IRUN.EQ.1) WRITE  3,1190) K,M,(IDAT(I,N-1),I=1,2),KBOIL6,IYR,P
     1LDFAC
 1190 FORMAT (1H0,'PLANT LO D FACTOR .EQ. OR .GT. 1.0 FOR K = ',I4,' BOI
     1LERS.  M =',I5,' PLAN  ID = ',I9,I4,2I2,' LOAD FACTOR =',F10.0)
 1200 LPLANT(LF)=LPLANT(LF) 1
      IF (LF.LT.1.OR.LF.GT. 3) GO TO 1210
      GO TO 1230
 1210 WRITE (3,1220) LF
 1220 FORMAT (1H0,'TEST FOR PLANT LOAD FACTOR INDEX RANGE HAS FAILED. LO
     1AD FACTOR INDEX = ',I )
 1230 IF (PLTCAP.LE.100000.  GO TO 1270
      DO 1250 MP=1,K
      IF (MAXBTU(MP).GT.100 0.) WRITE (3,1240) M,(IDAT(I,N-1),I=1,6),MP,
     1MAXBTU(MP)
 1240 FORMAT (1H0,'PLANT NO  ',I5,' WITH ID NO. ',I9,I4,4I2,' HAS CAPACI
     1TY GREATER THAN 100,0 0 MBTU''S/HR.',/,' BOILER NO.',I3,' HAS CAPA
     1CITY = ',F6.0,' MBTU' S/HR.   PLANT CAPACITY DATA WILL NOT BE INCL
     1UDED IN GRAPHIC OUTPU .')
 1250 CONTINUE
      IF ((LF.GT.1.AND.LF.L .12).AND.(KM.GT.1))ABVPLT=ABVPLT+PLTCAP
      IF ((LF.GT.1.AND.LF.L .12).AND.(KM.GT.1))NLGPLT=NLGPLT+1
      DO 1260 I=LF,11
 1260 CUM1(I)=CUM1(I)-PLTCA
      GO TO 1280
 1270 IX1=1
      IF (PLTCAP.GT.0.)IX1= .*ALOG10(PLTCAP)+1.0
      IF (IX1.LT.1)IX1=1
      CUM3(IX1)=CUM3(IX1)+P TCAP
      CUM7(IX1)=CUM7(IX1)+1
      IF ((LF.EQ.1).OR.(KM. Q.1))CUM7(IX1)=CUM7(IX1)-1.
      IF ((LF.GT.11).AND.(K .GT.1))CUM7(IX1)=CUM7(IX1)-1.
      IF ((LF.EQ.1).OR.((LF GT.11).AND.(KM.GT.1)))CUM3(IX1)=CUM3(IX1)-PL
     1TCAP
 1280 IF (KM.EQ.1)PLTCAP=0.
      IPENTY(KM,LF)=IPENTY( M,LF)+PLTCAP
      AVBPLT(KM,LF)=AVBPLT( M,LF)+K
      PENTY(KM,LF)=PENTY(KM LF)+1
      DO 1290 I=1,K
      BLDFAC(I)=0.0
```

```
      MAXBTU(I)=0.0
      DO 1290 L=1,3
      ACTBTU(I,L)=0.0
 1290 CONTINUE
 1300 CONTINUE
      LK=0
 1310 LK=LK+1
      DO 1320 IT=1,28
      IF (IHGHT(LK).LE.IHT( T)) GO TO 1330
 1320 CONTINUE
 1330 DO 1340 IM=1,34
      IF (BTUMAX(LK).LE.LP( M)) GO TO 1350
 1340 CONTINUE
 1350 ISENTY(IM,IT)=ISENTY( M,IT)+1
      IF (LK.LT.MS) GO TO 1310
      DO 1370 MK=1,MS
 1360 FORMAT (1H0,'BTUMAX(M ) = ',F10.0,' FOR STACK NO.',I3,' WITH HEIGH
     1T = ',I4,' AT PLANT O SERVATION NO.',I5)
      BTUMAX(MK)=0.
 1370 IHGHT(MK)=0
      MS=1
      IPLANT=0
      LSTACK=0
      K=0
      J=0
      JFUEL=0
      IBOIL=0
      KK=0
      N=1
      IF (KN.EQ.1) GO TO 13 0
      IF (M.LT.ILAST) GO TO 430
C***COMPUTE ROW AND COLUMN  NTRIES FOR BOILER CAPACITIES & LOAD FACTORS
 1380 WRITE (3,HEADNG)
 1390 FORMAT (1H1,36X,'BOIL R POPULATION DATA - COMMERCIAL/INSTITUTIONAL
     1 BOILERS')
      WRITE (3,1400)
 1400 FORMAT (1H ,46X,'BOIL R CAPACITY BY BOILER LOAD FACTOR')
      WRITE (3,TITLE)
      WRITE (3,1570)
      WRITE (3,1410)
 1410 FORMAT (1H ,48X,'TABL  ENTRIES ARE NUMBER OF BOILERS')
      WRITE (3,2270)
      WRITE (3,1420)
 1420 FORMAT (1H0,52X,'BOIL R LOAD FACTORS')
      WRITE (3,1430)
 1430 FORMAT (1H ,3X,'CAPAC TY',7X,'     EQUAL       0.01-       0.10-
     1 0.20-       0.30-       0.40-       0.50-       0.60-       0.70-')
      WRITE (3,1440)
 1440 FORMAT (1H ,2X,'MBTU' S/HR',8X,'    0.00        0.09        0.19
     1  0.29        0.39        0.49        0.59        0.69        0.79')
      DO 1450 IJ=1,30
      DO 1450 IK=14,17
      IBENTY(IJ,IK)=0.
      BENTY(IJ,IK)=0
 1450 CONTINUE
      DO 1470 IJ=1,30
      DO 1470 IK=1,13
      IF (IK.GT.11) GO TO 1460
      IBENTY(IJ,14)=IBENTY( J,14)+IBENTY(IJ,IK)
      BENTY(IJ,14)=BENTY(IJ 14)+BENTY(IJ,IK)
      GO TO 1470
 1460 IBENTY(IJ,15)=IBENTY( J,14)+IBENTY(IJ,IK)
      BENTY(IJ,15)=BENTY(IJ 14)+BENTY(IJ,IK)
 1470 CONTINUE
      IBENTY(1,16)=0.
      IBENTY(1,17)=0.
```

```
      BENTY(1,16)=0
      BENTY(1,17)=0
      DO 1480 IJ=2,30
      IBENTY(IJ,16)=IBENTY( J,16)+IBENTY(IJ,14)+IBENTY(IJ-1,16)
      IBENTY(IJ,17)=IBENTY( J,17)+IBENTY(IJ,15)+IBENTY(IJ-1,17)
      BENTY(IJ,16)=BENTY(IJ 16)+BENTY(IJ,14)+BENTY(IJ-1,16)
      BENTY(IJ,17)=BENTY(IJ 17)+BENTY(IJ,15)+BENTY(IJ-1,17)
 1480 CONTINUE
      DO 1490 KL=15,17
      ICOLTT(KL)=0
      ICUMCL(KL)=0
      COLTT(KL)=0
      CUMCL(KL)=0
 1490 CONTINUE
      DO 1510 IK=1,14
      ICOLTT(IK)=0
      ICUMCL(IK)=0
      COLTT(IK)=0
      CUMCL(IK)=0
      DO 1510 IJ=1,30
      ICOLTT(IK)=ICOLTT(IK) IBENTY(IJ,IK)
      COLTT(IK)=COLTT(IK)+B NTY(IJ,IK)
      IF (IK.GT.11) GO TO 1500
      ICOLTT(16)=ICOLTT(16) IBENTY(IJ,IK)
      COLTT(16)=COLTT(16)+B NTY(IJ,IK)
 1500 IF (IK.GT.13) GO TO 1 10
      ICOLTT(15)=ICOLTT(15) IBENTY(IJ,IK)
      COLTT(15)=COLTT(15)+B NTY(IJ,IK)
      ICOLTT(17)=ICOLTT(17) IBENTY(IJ,IK)
      COLTT(17)=COLTT(17)+B NTY(IJ,IK)
 1510 CONTINUE
      ICUMCL(1)=0.
      CUMCL(1)=0
      DO 1520 IK=2,13
      CUMCL(IK)=COLTT(IK)+C MCL(IK-1)
 1520 ICUMCL(IK)=ICOLTT(IK) ICUMCL(IK-1)
      ICUMCL(14)=ICOLTT(14) ICOLTT(1)
      ICUMCL(15)=ICOLTT(15)
      ICUMCL(16)=ICOLTT(16)
      ICUMCL(17)=ICOLTT(17)
      CUMCL(14)=COLTT(14)-C LTT(1)
      CUMCL(15)=COLTT(15)
      COLTT(16)=COLTT(16)-C LTT(1)
      CUMCL(16)=COLTT(16)
      CUMCL(17)=COLTT(17)
      WRITE (3,1530) (BENTY 1,II),II=1,9)
 1530 FORMAT (1H0,' EQUAL      0',4X,9(2X,I9))
      LCAP(1)=LCAP(1)+1
      NUM=1
      DO 1580 I=2,30
      WRITE (3,1550) LCAP(I-1),LCAP(I)
 1550 FORMAT (1H ,I5,'-',I6
      LCAP(I)=LCAP(I)+1
      WRITE (3,1560) (BENTY I,II),II=1,9)
 1560 FORMAT (1H+,16X,9(2X, 9))
      IF (I/5.LT.NUM) GO TO 1580
      NUM=NUM+1
      WRITE (3,1570)
 1570 FORMAT (1H )
 1580 CONTINUE
      WRITE (3,1590) (COLTT IK),IK=1,9)
 1590 FORMAT (1H0,'COLUMN TOTALS',3X,9(2X,I9))
      WRITE (3,1600) (CUMCL IK),IK=1,9)
 1600 FORMAT (1H ,'CUMUL. T TALS',3X,9(2X,I9))
C***PRINT SECOND HALF OF TA LE FOR NUMBER OF BOILERS BY CAP'Y AND L.F.
      WRITE (3,HEADNG)
```

```
      WRITE (3,2000)
      WRITE (3,TITLE)
      WRITE (3,1570)
      WRITE (3,1410)
      WRITE (3,2270)
      WRITE (3,1420)
      WRITE (3,1610)
 1610 FORMAT (1H ,3X,'CAPAC TY',13X,'     0.80-          0.90-          TOTAL
     1         EQUAL           BOVE           ROW           CUMTOT         CUMTOT
     1')
      WRITE (3,1620)
 1620 FORMAT (1H ,2X,'MBTU' S/HR',17X,'0.89          0.99          <1.00
     1       1.00          1. 0          TOTAL          <1.00          ALL')
      WRITE (3,1630) (BENTY 1,II),II=10,11),BENTY(1,14),(BENTY(1,II),II=
     112,13),(BENTY(1,II),I =15,17)
 1630 FORMAT (1H0,' EQUAL      0',11X,8(I9,4X))
      NUM=1
      DO 1640 I=2,30
 1640 LCAP(I)=LCAP(I)-1
      DO 1660 J=2,30
      WRITE (3,2090) LCAP(J-1),LCAP(J)
      LCAP(J)=LCAP(J)+1
      WRITE (3,1650) (BENTY J,II),II=10,11),BENTY(J,14),(BENTY(J,II),II=
     112,13),(BENTY(J,II),I =15,17)
 1650 FORMAT (1H+,23X,8(I9, X))
      IF (J/5.LT.NUM) GO TO 1660
      NUM=NUM+1
      WRITE (3,1570)
 1660 CONTINUE
      WRITE (3,1670) (COLTT IK),IK=10,11),COLTT(14),(COLTT(IK),IK=12,13)
     1,(COLTT(IK),IK=15,17)
 1670 FORMAT (1H ,'COLUMN T TALS',10X,8(I9,4X))
      WRITE (3,1680) (CUMCL IK),IK=10,11),CUMCL(14),(CUMCL(IK),IK=12,13)
     1,(CUMCL(IK),IK=15,17)
 1680 FORMAT (1H ,'CUMUL. T TALS',10X,8(I9,4X))
      TOT2=ICUMCL(14)-ABVBL
      TOT1=ICUMCL(17)
      TOT6=CUMCL(14)-NLGBLR
      TOT5=CUMCL(17)
      DO 1690 IK=1,11
      CUM2(IK)=ICUMCL(IK)+C M2(IK)
      IF (TOT2.EQ.0.) GO TO 1700
      CUM2(IK)=CUM2(IK)*100 /TOT2
 1690 CUM5(IK)=CUMCL(IK)
C***WRITE HEADINGS FOR FIRS  HALF OF TABLE OF PLANTS BY LOAD FACTORS
 1700 WRITE (3,HEADNG)
      WRITE (3,1710)
 1710 FORMAT (1H ,47X,'PLAN  CAPACITY BY PLANT LOAD FACTOR')
      WRITE (3,TITLE)
      WRITE (3,1570)
      WRITE (3,1860)
      WRITE (3,2270)
      WRITE (3,2230)
      WRITE (3,1430)
      WRITE (3,1440)
C***INITIALIZE TABLE EXTENS ON TO NUMBERS OF PLANTS WITHIN CAP'Y & L.F.
      DO 1720 IJ=1,34
      DO 1720 IK=14,17
      IPENTY(IJ,IK)=0.
      PENTY(IJ,IK)=0
      AVBPLT(IJ,IK)=0.0
 1720 CONTINUE
      DO 1740 KM=1,34
      DO 1740 LF=1,13
      IF (LF.GT.11) GO TO 1 30
      IPENTY(KM,14)=IPENTY( M,14)+IPENTY(KM,LF)
```

```
      AVBPLT(KM,14)=AVBPLT( M,14)+AVBPLT(KM,LF)
      PENTY(KM,14)=PENTY(KM 14)+PENTY(KM,LF)
      GO TO 1740
 1730 IPENTY(KM,15)=IPENTY( M,14)+IPENTY(KM,LF)
      PENTY(KM,15)=PENTY(KM 14)+PENTY(KM,LF)
      AVBPLT(KM,15)=AVBPLT( M,14)+AVBPLT(KM,LF)
 1740 CONTINUE
      IPENTY(1,16)=0,
      IPENTY(1,17)=0,
      PENTY(1,16)=0
      PENTY(1,17)=0
      AVBPLT(1,16)=0.0
      AVBPLT(1,17)=0.0
      DO 1750 KM=2,34
      IPENTY(KM,16)=IPENTY( M,16)+IPENTY(KM,14)+IPENTY(KM-1,16)
      IPENTY(KM,17)=IPENTY( M,17)+IPENTY(KM,15)+IPENTY(KM-1,17)
      AVBPLT(KM,16)=AVBPLT( M,16)+AVBPLT(KM,14)+AVBPLT(KM-1,16)
      PENTY(KM,16)=PENTY(KM 16)+PENTY(KM,14)+PENTY(KM-1,16)
      PENTY(KM,17)=PENTY(KM 17)+PENTY(KM,15)+PENTY(KM-1,17)
      AVBPLT(KM,17)=AVBPLT( M,17)+AVBPLT(KM,15)+AVBPLT(KM-1,17)
 1750 CONTINUE
      DO 1760 KL=15,17
      COLTT(KL)=0
      CUMCL(KL)=0
      ACOLTT(KL)=0.0
 1760 CONTINUE
      DO 1790 IK=1,14
      COLTT(IK)=0
      ACOLTT(IK)=0.0
      CUMCL(IK)=0
      DO 1790 IJ=1,34
      COLTT(IK)=COLTT(IK)+P NTY(IJ,IK)
      ACOLTT(IK)=ACOLTT(IK)Y AVBPLT(IJ,IK)
      IF (IK.GT.11) GO TO 1 80
      COLTT(16)=COLTT(16)+P NTY(IJ,IK)
      ACOLTT(16)=ACOLTT(16) AVBPLT(IJ,IK)
      GO TO 1790
 1780 COLTT(15)=COLTT(15)+P NTY(IJ,IK)
      COLTT(17)=COLTT(17)+P NTY(IJ,IK)
      ACOLTT(17)=ACOLTT(17) AVBPLT(IJ,IK)
 1790 CONTINUE
      DO 1830 IJ=1,34
      ACOLTT(15)=ACOLTT(15) AVBPLT(IJ,IK)
      IF (PENTY(IJ,15).EQ.0  GO TO 1800
      AVBPLT(IJ,15)=AVBPLT( J,15)/PENTY(IJ,15)
 1800 IF (PENTY(IJ,16).EQ.0  GO TO 1810
      AVBPLT(IJ,16)=AVBPLT( J,16)/PENTY(IJ,16)
 1810 IF (PENTY(IJ,17).EQ.0  GO TO 1820
      AVBPLT(IJ,17)=AVBPLT( J,17)/PENTY(IJ,17)
 1820 DO 1830 IK=1,14
      IF (PENTY(IJ,IK).EQ.0  GO TO 1830
      AVBPLT(IJ,IK)=AVBPLT( J,IK)/PENTY(IJ,IK)
 1830 CONTINUE
      CUMCL(1)=0
      AVBPLT(1,16)=0.0
      AVBPLT(1,17)=0.0
      DO 1840 IK=2,13
      CUMCL(IK)=COLTT(IK)+C MCL(IK-1)
 1840 CONTINUE
      CUMCL(14)=COLTT(14)+C LTT(1)
      CUMCL(15)=COLTT(15)
      COLTT(16)=COLTT(16)+C LTT(1)
      ACOLTT(16)=ACOLTT(16) ACOLTT(1)
      CUMCL(16)=COLTT(16)
      CUMCL(17)=COLTT(17)
C***PRINT TABLE ENTRIES--FI ST HALF OF PLANTS\BY CAPIY & LOAD FACTOR
```

```
      WRITE (3,1530) (PENTY 1,II),II=1,9)
      LP(1)=LP(1)+1
      NUM=1
      DO 1850 I=2,34
      WRITE (3,1550) LP(I-1 ,LP(I)
      LP(I)=LP(I)+1
      WRITE (3,1560) (PENTY I,II),II=1,9)
      IF (I/5.LT.NUM) GO TO 1850
      NUM=NUM+1
      WRITE (3,1570)
 1850 CONTINUE
      WRITE (3,1590) (COLTT IK),IK=1,9)
      WRITE (3,1600) (CUMCL IK),IK=1,9)
C***PRINT SECOND HALF OF TA LE--PLANTS BY CAP'Y AND LOAD FACTOR
      WRITE (3,HEADNG)
      WRITE (3,1710)
      WRITE (3,TITLE)
      WRITE (3,1570)
      WRITE (3,1860)
 1860 FORMAT (1H ,48X,'TABL  ENTRIES ARE NUMBER OF PLANTS')
      WRITE (3,2270)
      WRITE (3,2230)
      WRITE (3,1610)
      WRITE (3,1620)
      WRITE (3,1630) (PENTY 1,II),II=10,11),PENTY(1,14),(PENTY(1,II),II=
     112,13),(PFNTY(1,II),I =15,17)
      NUM=1
      DO 1870 I=2,34
 1870 LP(I)=LP(I)-1
      DO 1880 J=2,34
      WRITE (3,2090) LP(J-1 ,LP(J)
      WRITE (3,1650) (PENTY J,II),II=10,11),PENTY(J,14),(PENTY(J,II),II=
     112,13),(PENTY(J,II),I =15,17)
      LP(J)=LP(J)+1
      IF (J/5.LT.NUM) GO TO 1880
      NUM=NUM+1
      WRITE (3,1570)
 1880 CONTINUE
      WRITE (3,1570)
      WRITE (3,1670) (COLTT IK),IK=10,11),COLTT(14),(COLTT(IK),IK=12,13)
     1,(COLTT(IK),IK=15,17)
      WRITE (3,1680) (CUMCL IK),IK=10,11),CUMCL(14),(CUMCL(IK),IK=12,13)
     1,(CUMCL(IK),IK=15,17)
      DO 1890 IK=2,30
      CUM7(IK)=CUM7(IK)+CUM (IK-1)
      CUM8(IK)=CUM8(IK)+CUM (IK-1)
      CUM3(IK)=CUM3(IK)+CUM (IK-1)
 1890 CUM4(IK)=CUM4(IK)+CUM (IK-1)
      TOT8=CUMCL(14)-NLGPLT
      TOT7=CUMCL(17)
      IF ((TOT6.EQ.0.).OR.( OT8.EQ.0.)) GO TO 1910
      DO 1900 IK=1,30
      CUM7(IK)=CUM7(IK)*100 /TOT8
 1900 CUM8(IK)=CUM8(IK)*100 /TOT6
C***CALL PLOTS FOR CUMULATI E AND DENSITY DISTRIBUTIONS OF BOILS & PLTS.
 1910 WRITE (3,HEADNG)
      WRITE (3,TITLE)
      WRITE (3,1920)
 1920 FORMAT (47X,'BOILER A D PLANT NUMBER DISTRIBUTIONS',///,'      X--IN
     1DIVIDUAL BOILERS',/,'      *--INDIVIDUAL PLANTS')
      TOTT5=TOT5
      TOTT6=TOT6
      TOTT7=TOT7
      TOTT8=TOT8
      IF ((TOT6.EQ.0.).OR.( OT8.EQ.0.)) GO TO 1980
      CALL PLOT1(CUM8,CUM7, ND,TOTT5,TOTT6,TOTT7,TOTT8)
```

```
      WRITE (IPRINT,1930) T T5,TOT6,TOT7,TOT8
 1930 FORMAT (!     NUMBER OF BOILERS (ALL DATA) = !,I9,!     NUMBER OF BO
     1ILERS (RELIABLE DATA) = !,I9,/,!      NUMBER OF PLANTS (ALL DATA) =
     1 !,I9,!      NUMBER OF PLANTS (RELIABLE DATA) = !,I9)
      DO 1940 IK=1,11
 1940 CUM6(IK)=CUMCL(IK)
      DO 1950 IK=1,11
      CUM5(IK)=CUM5(IK)*100 /TOT6
 1950 CUM6(IK)=CUM6(IK)*100 /TOT8
C***WRITE TITLES AND CALL P OT2 (CUMULATIVE BOILER & PLANT DATA)
      WRITE (3,HEADNG)
      WRITE (3,TITLE)
      WRITE (3,1960)
 1960 FORMAT (57X,'LOAD FAC ORS',/)
      DMAX=100.
      IND=0
      CALL PLOT2(CUM5,CUM6,IND,IISIDE,JJSIDE,TOTT5,TOTT6,TOTT7,TOTT8,DMA
     1X)
      WRITE (3,1930) TOT5,T T6,TOT7,TOT8
C***WRITE TITLES AND CALL P OT2 AGAIN (DENSITY DATA, BOILERS & PLANTS)
      WRITE (3,HEADNG)
      WRITE (3,TITLE)
      WRITE (3,2350)
      DMAX=0.
      DO 1970 IK=1,10
      I=12-IK
      CUM5(I)=CUM5(I)-CUM5( -1)
      CUM6(I)=CUM6(I)-CUM6( -1)
 1970 DMAX=AMAX1(DMAX,CUM5( ),CUM6(I))
      CALL PLOT2(CUM5,CUM6,IND,KKSIDE,LLSIDE,TOTT5,TOTT6,TOTT7,TOTT8,DMA
     1X)
 1980 IF ((TOT6.EQ.0.).OR.( OT8.EQ.0.)) WRITE (3,1990)
 1990 FORMAT (1H0,//,' GRAPHIC DISPLAY OF DATA IS NOT GIVEN FOR THIS TYP
     1E OF FUEL. SEE ASSOCI TED TABLES AND THE FOLLOWING 2 LINES FOR FUR
     1THER INFORMATION',//)
      WRITE (3,1930) TOT5,T T6,TOT7,TOT8
      IND=0
C***WRITE TITLES AND PRINT  ABLE FOR BOILERS, CAPITY BY CAPITY AND L.F.
      WRITE (3,HEADNG)
      WRITE (3,2000)
 2000 FORMAT (1H ,40X,'BOILER CAPACITY BY BOILER LOAD FACTOR AND CAPACIT
     1Y')
      WRITE (3,TITLE)
      WRITE (3,1570)
      WRITE (3,2260)
      WRITE (3,2270)
      WRITE (3,1420)
      WRITE (3,1430)
      WRITE (3,1440)
      DO 2010 LK=2,30
 2010 LCAP(LK)=LCAP(LK)-1
      WRITE (3,2020) (IBENT (1,II),II=1,9)
 2020 FORMAT (1H0,' EQUAL      0',4X,9(1X,F10.0))
      NUM=1
      DO 2040 I=2,30
      WRITE (3,2090) LCAP(I-1),LCAP(I)
      WRITE (3,2030) (IBENT (I,II),II=1,9)
 2030 FORMAT (1H+,16X,9(1X, 10.0))
      LCAP(I)=LCAP(I)+1
      IF (I/5.LT.NUM) GO TO 2040
      NUM=NUM+1
      WRITE (3,1570)
 2040 CONTINUE
      WRITE (3,1570)
      WRITE (3,2050) (ICULT (IK),IK=1,9)
 2050 FORMAT (1H0,'COLUMN T TALS',3X,9(1X,F10.0))
```

```
      WRITE (3,2060) (ICUMC (IK),IK=1,9)
 2060 FORMAT (1H ,'CUMUL. T TALS',3X,9(1X,F10.0))
C***PRINT SECOND HALF OF TA LE-BOILER CAP'Y BY CAP'Y & LOAD FACTOR RANGE
      WRITE (3,HEADNG)
      WRITE (3,2000)
      WRITE (3,TITLE)
      WRITE (3,1570)
      WRITE (3,2260)
      WRITE (3,2270)
      WRITE (3,1420)
      WRITE (3,1610)
      WRITE (3,1620)
      WRITE (3,2070) (IBENT (1,II),II=10,11),IBENTY(1,14),(IBENTY(1,II),
     1II=12,13),(IBENTY(1,I ),II=15,17)
 2070 FORMAT (1H0,' EQUAL      0',11X,8(F10.0,3X))
      NUM=1
      DO 2080 I=2,30
 2080 LCAP(I)=LCAP(I)-1
      DO 2110 J=2,30
      WRITE (3,2090) LCAP(J-1),LCAP(J)
 2090 FORMAT (1H ,I5,'-',I6
      LCAP(J)=LCAP(J)+1
      WRITE (3,2100) (IBENT (J,II),II=10,11),IBENTY(J,14),(IBENTY(J,II),
     1II=12,13),(IBENTY(J,I ),II=15,17)
 2100 FORMAT (1H+,23X,8(F10 0,3X))
      IF (J/5.LT.NUM) GO TO 2110
      NUM=NUM+1
      WRITE (3,1570)
 2110 CONTINUE
      WRITE (3,1570)
      WRITE (3,2120) (ICOLT (IK),IK=10,11),ICOLTT(14),(ICOLTT(IK),IK=12,
     113),(ICOLTT(IK),IK=15 17)
 2120 FORMAT (1H ,'COLUMN T TALS',10X,8(F10.0,3X))
      WRITE (3,2130) (ICUMC (IK),IK=10,11),ICUMCL(14),(ICUMCL(IK),IK=12,
     113),(ICUMCL(IK),IK=15 17)
 2130 FORMAT (1H ,'CUMUL. T TALS',10X,8(F10.0,3X))
      DO 2140 KL=15,17
      ICOLTT(KL)=0
      ICUMCL(KL)=0
      ACUMCL(KL)=0.0
 2140 CONTINUE
      DO 2160 IK=1,14
      ICOLTT(IK)=0
      ICUMCL(IK)=0
      ACUMCL(IK)=0.0
      DO 2160 IJ=1,34
      ICOLTT(IK)=ICOLTT(IK) IPENTY(IJ,IK)
      IF (IK.GT.11) GO TO 2150
      ICOLTT(16)=ICOLTT(16) IPENTY(IJ,IK)
      GO TO 2160
 2150 ICOLTT(15)=ICOLTT(15) IPENTY(IJ,IK)
      ICOLTT(17)=ICOLTT(17) IPENTY(IJ,IK)
 2160 CONTINUE
      ICUMCL(1)=0.
      ACUMCL(1)=0.0
      DO 2170 IK=2,13
      ICUMCL(IK)=ICOLTT(IK) ICUMCL(IK-1)
      ACUMCL(IK)=ACOLTT(IK) ACUMCL(IK-1)
 2170 CONTINUE
      ICUMCL(14)=ICOLTT(14) ICOLTT(1)
      ACUMCL(14)=ACOLTT(14) ACOLTT(1)
      ICUMCL(15)=ICOLTT(15)
      ACUMCL(15)=ACOLTT(15)
      ICUMCL(16)=ICOLTT(16)
      ACUMCL(16)=ACOLTT(16)
      ICUMCL(17)=ICOLTT(17)
```

```
      ACUMCL(17)=ACOLTT(17)
      TOT4=ICUMCL(14)-ABVPL
      TOT3=ICUMCL(17)
      IF (COLTT(1).NE.0) GO TO 2180
      ACOLTT(1)=COLTT(1)
      GO TO 2190
 2180 ACOLTT(1)=ACOLTT(1)/C LTT(1)
      ACUMCL(1)=0.0
 2190 DO 2210 IK=2,17
      IF (COLTT(IK).NE.0) G  TO 2200
      ACUMCL(IK)=ACOLTT(IK) ACUMCL(IK-1)
      GO TO 2210
 2200 ACOLTT(IK)=ACOLTT(IK) COLTT(IK)
      IF (CUMCL(IK).EQ.0) G  TO 2210
      ACUMCL(IK)=ACUMCL(IK) CUMCL(IK)
 2210 CONTINUE
C***WRITE TITLES AND PRINT  ABLE FOR PLANTS, CAP'Y BY CAP'Y AND L.F.
      WRITE (3,HEADNG)
      WRITE (3,2220)
 2220 FORMAT (1H ,41X,'PLAN  CAPACITY BY PLANT LOAD FACTOR AND CAPACITY'
     1)
      WRITE (3,TITLE)
      WRITE (3,1570)
      WRITE (3,2260)
      WRITE (3,2270)
      WRITE (3,2230)
 2230 FORMAT (1H0,53X,'PLAN  LOAD FACTORS')
      WRITE (3,1430)
      WRITE (3,1440)
      WRITE (3,2020) (IPENT (1,II),II=1,9)
      DO 2240 J=2,34
 2240 LP(J)=LP(J)-1
      NUM=1
      DO 2250 I=2,34
      WRITE (3,2090) LP(I-1 ,LP(I)
      WRITE (3,2030) (IPENT (I,II),II=1,9)
      LP(I)=LP(I)+1
      IF (I/5.LT.NUM) GO TO 2250
      NUM=NUM+1
      WRITE (3,1570)
 2250 CONTINUE
      WRITE (3,2050) (ICOLT (IK),IK=1,9)
      WRITE (3,2060) (ICUMC (IK),IK=1,9)
C***WRITE TITLES AND PRINT  ECOND HALF OF PLANT CAP'Y BY CAP'Y & L.F.
      WRITE (3,HEADNG)
      WRITE (3,2220)
      WRITE (3,TITLE)
      WRITE (3,1570)
      WRITE (3,2260)
 2260 FORMAT (1H ,49X,'TABL HENTRIES ARE TOTAL CAPACITY')
      WRITE (3,2270)
 2270 FORMAT (1H ,46X,'WITH N CAPACITY AND LOAD FACTOR RANGES')
      WRITE (3,2230)
      WRITE (3,1610)
      WRITE (3,1620)
      WRITE (3,2070) (IPENT (1,II),II=10,11),IPENTY(1,14),(IPENTY(1,II),
     1II=12,13),(IPENTY(1,I ),II=15,17)
      NUM=1
      DO 2280 I=2,34
 2280 LP(I)=LP(I)-1
      DO 2290 J=2,34
      WRITE (3,2090) LP(J-1 ,LP(J)
      LP(J)=LP(J)+1
      WRITE (3,2100) (IPENT (J,II),II=10,11),IPENTY(J,14),(IPENTY(J,II),
     1II=12,13),(IPENTY(J,I ),II=15,17)
      IF (J/5.LT.NUM) GO TO 2290
```

```
      NUM=NUM+1
      WRITE (3,1570)
 2290 CONTINUE
      WRITE (3,1570)
      WRITE (3,2120) (ICOLT (IK),IK=10,11),ICOLTT(14),(ICOLTT(IK),IK=12,
     113),(ICOLTT(IK),IK=15 17)
      WRITE (3,2130) (ICUMC (IK),IK=10,11),ICUMCL(14),(ICUMCL(IK),IK=12,
     113),(ICUMCL(IK),IK=15 17)
C***WRITE TITLES AND CALL P OT1(BOILER AND PLANT CUMULATIVE CAP'Y DATA)
      WRITE (3,HEADNG)
      WRITE (3,TITLE)
      WRITE (3,2300)
 2300 FORMAT (48X,'BOILER A D PLANT SIZE DISTRIBUTIONS',//,'      X--INDI
     1VIDUAL BOILERS',/,'      *--PLANTS')
      IF ((TOT2.EQ.0.).OR.( OT4.EQ.0.)) GO TO 2370
      DO 2310 IK=1,30
      CUM3(IK)=CUM3(IK)*100 /TOT4
 2310 CUM4(IK)=CUM4(IK)*100 /TOT2
      CALL PLOT1(CUM4,CUM3, ND1,TOT1,TOT2,TOT3,TOT4)
      WRITE (IPRINT,2340) T T1,TOT2,TOT3,TOT4
      IND=0
C***WRITE TITLES AND CALL P OT2 (CUMUL. DATA, CAP'Y BY CAP'Y & L.F.)
      WRITE (3,HEADNG)
      WRITE (3,TITLE)
      WRITE (3,1960)
      DMAX=100.
      DO 2320 IK=1,11
 2320 CUM1(IK)=ICUMCL(IK)+C M1(IK)
      DO 2330 IK=1,11
 2330 CUM1(IK)=CUM1(IK)*100 /TOT4
      CALL PLOT2(CUM1,CUM2, ND,ISIDE,JSIDE,TOT1,TOT2,TOT3,TOT4,DMAX)
      WRITE (IPRINT,2340) T T1,TOT2,TOT3,TOT4
 2340 FORMAT ('  BOILER CAT CITIES (ALL DATA) =',F10.0,'  BOILER CAPACIT
     1IES (RELIABLE DATA) = ,F10.0,/,'  PLANT CAPACITIES (ALL DATA) =',F
     111.0,'  PLANT CAPACIT ES (RELIABLE DATA) =',F11.0)
C***WRITE TITLES AND CALL P OT2(DENSITY DATA, CAP'Y BY CAP'Y & LOAD FAC.
      WRITE (3,HEADNG)
      WRITE (3,TITLE)
      WRITE (3,2350)
 2350 FORMAT (55X,'LOAD FAC OR DENSITIES',/)
      DMAX=0.
      DO 2360 IK=1,10
      I=12-IK
      CUM1(I)=CUM1(I)-CUM1( -1)
      CUM2(I)=CUM2(I)-CUM2( -1)
 2360 DMAX=AMAX1(DMAX,CUM1( ),CUM2(I))
      CALL PLOT2(CUM1,CUM2, ND,KSIDE,LSIDE,TOT1,TOT2,TOT3,TOT4,DMAX)
 2370 IF ((TOT2.EQ.0.).OR.( OT4.EQ.0.)) WRITE (3,1990)
      WRITE (IPRINT,2340) T T1,TOT2,TOT3,TOT4
C *** COMPUTE ENTRIES FOR S ACK DATA TABLE
      DO 2380 IM=2,34
      IF (IM.GT.30) GO TO 2380
      COLTT(IM)=0
      CUMCL(IM)=0
 2380 LP(IM)=LP(IM)-1
      COLTT(1)=0
      CUMCL(1)=0
      ISENTY(1,30)=0
      DO 2410 IN=1,34
      ISENTY(IN,29)=ISENTY( N,1)
      COLTT(1)=COLTT(1)+ISE TY(IN,1)
      IF (IN.EQ.1) GO TO 23 0
      ISENTY(IN,30)=ISENTY( N-1,30)+ISENTY(IN,1)
      COLTT(30)=COLTT(30)+I ENTY(IN,1)
      CUMCL(30)=CUMCL(30)+I ENTY(IN,1)
 2390 COLTT(29)=COLTT(29)+I ENTY(IN,1)
```

```
      CUMCL(29)=CUMCL(29)+I ENTY(IN,I)
      DO 2410 IC=2,28
      ISENTY(IN,29)=ISENTY( N,29)+ISENTY(IN,IC)
      COLTT(IC)=COLTT(IC)+I ENTY(IN,IC)
      CUMCL(IC)=COLTT(IC)+C MCL(IC-1)
      IF (IN.EQ.1) GO TO 24 0
      ISENTY(IN,30)=ISENTY( N,30)+ISENTY(IN,IC)
      CUMCL(30)=CUMCL(30)+I ENTY(IN,IC)
      COLTT(30)=COLTT(30)+I ENTY(IN,IC)
 2400 COLTT(29)=COLTT(29)+I ENTY(IN,IC)
      CUMCL(29)=CUMCL(29)+I ENTY(IN,IC)
 2410 CONTINUE
C *** PRINT FIRST HALF OF S ACK DATA TABLE
      WRITE (3,HEADNG)
      WRITE (3,2420)
      WRITE (3,TITLE)
 2420 FORMAT (1H ,43X,'STAC  HEIGHT BY TOTAL DESIGN CAPACITY SERVED')
      WRITE (3,2430)
 2430 FORMAT (1H0,48X,'TABL  ENTRIES ARE NUMBER OF STACKS')
      WRITE (3,2440)
 2440 FORMAT (1H0,55X,'STAC  HEIGHTS IN FEET')
      WRITE (3,2450)
 2450 FORMAT (1H ,3X,'CAPAC TY',11X,'EQUAL',5X,'1-    21-    41-    61-
     1   81-   101-   121-   141-   161-   181-   201-   251-   301-   3
     151-')
      WRITE (3,2460)
 2460 FORMAT (1H ,2X,'MBTU' S/HR',11X,'ZERO     20     40     60     80
     1   100    120    140    160    180    200    250    300    350
     1400')
      WRITE (3,2470) (ISENT (1,KK),KK=1,15)
 2470 FORMAT (1H0,' EQUAL     0',9X,I5,2X,14(I5,2X))
      NUM=1
      DO 2490 LI=2,34
      WRITE (3,2480) LP(LI- ),LP(LI),(ISENTY(LI,KK),KK=1,15)
 2480 FORMAT (1H ,I5,'-',I6^9X,15(I5,2X))
      LP(LI)=LP(LI)+1
      IF (LI/5.LT.NUM) GO T§82490
      WRITE (3,1570)
      NUM=NUM+1
 2490 CONTINUE
      WRITE (3,2500) (COLTT JJ),JJ=1,15)
 2500 FORMAT (1H0,'COLUMN T TALS',8X,15(I5,2X))
      WRITE (3,2510) (CUMCL JJ),JJ=1,15)
 2510 FORMAT (1H ,'CUMUL, T TALS',8X,15(I5,2X))
C *** PRINT SECOND HALF OF  TACK DATA TABLE
      DO 2520 LI=2,34
 2520 LP(LI)=LP(LI)-1
      WRITE (3,HEADNG)
      WRITE (3,2420)
      WRITE (3,TITLE)
      WRITE (3,2430)
      WRITE (3,2440)
      WRITE (3,2530)
 2530 FORMAT (1H ,3X,'CAPAC TY',12X,'431-   451-   501-   551-   601-
     1651-   701-   751-    01-   851-   901-   951-  ABOVE   ROW    CUM
     1,')
      WRITE (3,2540)
 2540 FORMAT (1H ,2X,'MBTU' S/HR',11X,' 450    500    550    600    650
     1   700    750    800    850    900    950   1000   1000   TOTAL  T
     1OTAL')
      WRITE (3,2550) (ISENT (1,KK),KK=16,30)
 2550 FORMAT (1H0,' EQUAL     0',9X,15(I5,2X))
      NUM=1
      DO 2560 LI=2,34
      WRITE (3,2480) LP(LI- ),LP(LI),(ISENTY(LI,KK),KK=16,30)
      LP(LI)=LP(LI)+1
```

```
      IF (LI/5.LT.NUM) GO T  2560
      NUM=NUM+1
      WRITE (3,1570)
 2560 CONTINUE
      WRITE (3,2500) (COLTT JJ),JJ=16,30)
      WRITE (3,2510) (CUMCL JJ),JJ=16,30)
      NLGPLT=0
      NLGBLR=0
      ABVPLT=0.
      ABVBLR=0.
      WRITE (3,HEADNG)
      WRITE (3,2570)
 2570 FORMAT (1H ,32X,'AVER GE NUMBER OF BOILERS PER PLANT BY CAPACITY &
     1 LOAD FACTOR RANGE')
      WRITE (3,TITLE)
      WRITE (3,1570)
      WRITE (3,2580)
 2580 FORMAT (1H ,17X,'ENTR ES ARE NUMBER OF BOILERS DIVIDED BY MUMBER O
     1F PLANTS FOR EACH CAP CITY & LOAD FACTOR PAIR')
      WRITE (3,2230)
      WRITE (3,1430)
      WRITE (3,1440)
      DO 2590 LI=2,34
 2590 LP(LI)=LP(LI)-1
      WRITE (3,2600) (AVBPL (1,II),II=1,9)
 2600 FORMAT (1H0,12H EQUAL     0,4X,9(1X,F10.2))
      NUM=1
      DO 2620 I=2,34
      WRITE (3,2090) LP(I-1 ,LP(I)
      WRITE (3,2610) (AVBPL (I,II),II=1,9)
 2610 FORMAT (1H+,16X,9(1X, 10.2))
      LP(I)=LP(I)+1
      IF (I/5.LT.NUM) GO TO 2620
      NUM=NUM+1
      WRITE (3,1570)
 2620 CONTINUE
      WRITE (3,1570)
      WRITE (3,2630) (ACOLT (IK),IK=1,9)
 2630 FORMAT (1H0,'COLUMN T TALS',3X,9(1X,F10.2))
      WRITE (3,2640) (ACUMC (IK),IK=1,9)
 2640 FORMAT (1H ,'CUMUL. T TALS',3X,9(1X,F10.2))
C
C   WRITE TITLES FOR SECOND HALF OF AVE. NO. OF BOILERS PER PLANT
C
      WRITE (3,HEADNG)
      WRITE (3,2570)
      WRITE (3,TITLE)
      WRITE (3,1570)
      WRITE (3,2580)
      WRITE (3,2230)
      WRITE (3,1610)
      WRITE (3,1620)
      DO 2650 IK=2,34
 2650 LP(IK)=LP(IK)-1
      WRITE (3,2660) (AVBPL (1,II),II=10,11),AVBPLT(1,14),(AVBPLT(1,II),
     1II=12,13),(AVBPLT(1,I ),II=15,17)
 2660 FORMAT (1H0,12H EQUAL     0,11X,8(F10.2,3X))
      NUM=1
      DO 2680 I=2,34
      WRITE (3,2090) LP(I-1 ,LP(I)
      WRITE (3,2670) (AVBPL (I,II),II=10,11),AVBPLT(I,14),(AVBPLT(I,II),
     1II=12,13),(AVBPLT(I,I ),II=15,17)
 2670 FORMAT (1H+,23X,8(F10 2,3X))
      LP(I)=LP(I)+1
      IF (I/5.LT.NUM) GO TO 2680
      NUM=NUM+1
```

```
      WRITE (3,1570)
 2680 CONTINUE
      WRITE (3,1570)
      WRITE (3,2690) (ACOLT (IK),IK=10,11),ACOLTT(14),(ACOLTT(IK),IK=12,
     113),(ACOLTT(IK),IK=15 17)
 2690 FORMAT (1H0,'COLUMN T TALS',10X,8(F10.2,3X))
      WRITE (3,2700) (ACUMC (IK),IK=10,11),ACUMCL(14),(ACUMCL(IK),IK=12,
     113),(ACUMCL(IK),IK=15 17)
 2700 FORMAT (1H ,'CUMUL. T TALS',10X,8(F10.2,3X))
 2710 CONTINUE
 2720 CONTINUE
      CALL EXIT
      END
```

```
      SUBROUTINE PLOT2(DATA CORAQ,IND,ISIDE,JSIDE,TOT1,TOT2,TOT3,TOT4,DM
     1AX)
      DIMENSION IGR(21,36)
      DIMENSION DATA(36),SC LE(11),CORAQ(36),ISIDE(3,21),JSIDE(3,21)
      DIMENSION SCH(11)
      DATA SCH/0.,.1,.2,.3, 4,.5,.6,.7,.8,.9,1./
      DATA ISPACE/'    '/,I PASK/'   *'/,ISPACX/'   X'/
      IF (IND)  20,10,20
C
C   ON FIRST CALL, INITIALI E VALUES.
C
   10 IND=999
      IPRINT=3
      ISTAR=ISPASK
      IBLANK=ISPACE
      IX=ISPACX
      SCALE(1)=0.
C
C   START BY BLANKING IGR.
C
   20 DO 30 I=1,21
      DO 30 J=1,36
   30 IGR(I,J)=IBLANK
C
C   DETERMINE VERTICAL SCAL  FACTORS.
C
      DMAX1=DMAX/20.
      DO 40 I=2,11
      SCALE(I)=DMAX/10.*FLO T(I-1)
   40 CONTINUE
C
C   SET UP PRINT GRID IGR.
C
      DO 60 I=1,11
      X2=DATA(I)
      IDX2=X2*20./DMAX+1.
      IF (X2.LE.DMAX1)IDX2=
      IGR(IDX2,I)=ISTAR
   60 CONTINUE
C
C   PRINT GRAPH.
C
      WRITE (IPRINT,70)
   70 FORMAT (45X,42HI---|- -|---|---|---|---|---|---|---|---|I)
      DO 100 I=1,10
      J=12-I
      K=J+J-1
      WRITE (IPRINT,80) (IS*DE(L,K),L=1,3),SCALE(J),(IGR(K,L),L=2,11),SC
     1ALE(J),(ISIDE(L,K),L= ,3)
   80 FORMAT (29X,2A4,A2,F5 1,2H =,10A4,2H- ,F5.1,2X,2A4,A2)
      K=K-1
      WRITE (IPRINT,90) (IS*DE(L,K),L=1,3),(IGR(K,L),L=2,11),(ISIDE(L,K)
     1,L=1,3)
   90 FORMAT (29X,2A4,A2,5X 2H I,10A4,2HI ,7X,2A4,A2)
  100 CONTINUE
      WRITE (IPRINT,80) (JS*DE(L,1),L=1,3),SCALE(1),(IGR(1,I),I=2,11),SC
     1ALE(1),(ISIDE(L,1),L= ,3)
      WRITE (IPRINT,70)
      WRITE (IPRINT,110) (S H(I),I=1,10),(SCH(I),I=2,11)
  110 FORMAT (47X,10F4.1,/, 7X,10(1H-,F3.1),/,59X,'LOAD FACTOR',//)
```

```
      WRITE (IPRINT,70)
      DO 120 I=1,21
      DO 120 J=1,11
  120 IGR(I,J)=IBLANK
      DO 130 I=1,11
      X1=CORAQ(I)
      IDX=X1/DMAX*20.+1.
      IF (X1.LE.DMAX1)IDX=1
      IGR(IDX,I)=IX
  130 CONTINUE
      DO 140 I=1,10
      J=12-I
      K=J+J-1
      WRITE (IPRINT,80) (JSIDE(L,K),L=1,3),SCALE(J),(IGR(K,L),L=2,11),SC
     1ALE(J),(JSIDE(L,K),L= ,3)
      K=K-1
      WRITE (IPRINT,90) (JSIDE(L,K),L=1,3),(IGR(K,L),L=2,11),(JSIDE(L,K)
     1,L=1,3)
  140 CONTINUE
      WRITE (IPRINT,80) (JSIDE(L,1),L=1,3),SCALE(1),(IGR(1,I),I=2,11),SC
     1ALE(1),(JSIDE(L,1),L= ,3)
      WRITE (IPRINT,70)
      WRITE (IPRINT,110) (S H(I),I=1,10),(SCH(I),I=2,11)
      RETURN
      END
```

```
      SUBROUTINE PLOT1(DATA CATA,IND,TOT1,TOT2,TOT3,TOT4)
      DIMENSION IGR(41,30)
      DIMENSION DATA(30),CA A(30),SCALE(11)
      DATA IBLANK/'     '/,I /'    X'/,ISTAR/'    *'/
      IF (IND)  60,10,60
C
C   ON FIRST CALL, INITIALI E VALUES,
C
   10 IND=999
      DMAX=100.
      SCALE(1)=0.
C
C   START BY BLANKING IGR,
C
C
C   PRINT GRAPH TOP
C
      PRINT 20
   20 FORMAT (55X,'CAPACITY RANGES, MBTU/HR'//)
      PRINT 30
   30 FORMAT (5X,124H        2.2      4.6     10.0     21.5     46.4      100
     1    215      464     10 0     2150     4640    10000    21500    46400
     1100000 )
      PRINT 40
   40 FORMAT (5X,124H    1.5  |  3.2  |  6.8  |  14.7 |  31.6 |  68.1 |
     1147  |  316  |  681    1470  | 3160  | 6810  | 14700 | 31600 | 681
     100 |    )
      PRINT 50
   50 FORMAT (5X,122HI---|- -|---|---|---|---|---|---|---|---|---|---|--
     1-|---|---|---|---|--- ---|---|---|---|---|---|---|---|---|---|---|
     1---|I)
   60 DO 70 J=1,30
      DO 70 I=1,41
   70 IGR(I,J)=IBLANK
C
C   DETERMINE VERTICAL SCAL  FACTORS,
C
      DO 80 I=2,11
      SCALE(I)=DMAX/10.*FLO T(I-1)
   80 CONTINUE
C
C   SET UP PRINT GRID IGR,
      DMAXX=DMAX/40.
C
      DO 140 I=1,30
      X1=DATA(I)
      X2=CATA(I)
      IF (X2-DMAXX)  100,10 ,90
   90 IDX=X2/DMAX*40.+1.
      IGR(IDX,I)=ISTAR
      GO TO 110
  100 IGR(1,I)=ISTAR
  110 CONTINUE
      IF (X2-DMAXX)  130,13 ,120
  120 IDX2=X1/DMAX*40.+1.
      IGR(IDX2,I)=IX
      GO TO 140
  130 IGR(1,I)=IX
  140 CONTINUE
C
```

```
C   PRINT GRAPH.
C
      DO 180 I=1,10
      J=12-I
      K=(J-1)*4+1
      PRINT 150,SCALE(J),(I R(K,L),L=1,30),SCALE(J)
  150 FORMAT (F5.0,1H-,30A4 1H-,F5.0)
      DO 160 M=1,3
      K=K-1
  160 PRINT 170,(IGR(K,L),L 1,30)
  170 FORMAT (5X,'I',30A4,' ')
  180 CONTINUE
      PRINT 150,SCALE(1),(I R(1,L),L=1,30),SCALE(1)
      PRINT 50
      PRINT 40
      PRINT 30
      PRINT 20
      RETURN
      END
```

```
C     SUBPROGRAM FOR BOILER POPULATION DATA ANALYSIS                    MAIN  10
C     DATA EITHER HAS BEEN ORDERED OR IS ASSUMED TO BE IN ORDER         MAIN  15
      REAL LDFACT,MAXBTU                                                MAIN  20
      COMMON LCAP(30),MAXBTU(60),ACTBTU(60,3),LDFACT(3),BLDFAC(60),BENTYMAIN  25
     1(30,18),ICUMCL(18),ICOLTT(18),LP(35),PENTY(35,18),MKAP(35),IDAT(6,MAIN  30
     1600),DAT(15,5),KBOIL(18),COLTT(18),CUMCL(18),B(30),IP(35),LPLANT(1MAIN  35
     18),IBENTY(30,18),IPENTY(35,18)                                    MAIN  40
      DIMENSION BLF(15)                                                 MAIN  45
      DIMENSION ISIDE(3,21),JSIDE(3,21),KSIDE(3,21),LSIDE(3,21),CUM1(36)MAIN  50
     1,CUM2(36),CUM5(36),CUM6(36),CUM7(30),CUM8(30)                     MAIN  55
      DIMENSION CUM3(30),CUM4(30),IISIDE(3,21),JJSIDE(3,21),KKSIDE(3,21)MAIN  60
     1,LISIDE(3,21)                                                     MAIN  65
      DIMENSION IR(12,13),IAR(12)                                       MAIN  70
      DIMENSION LABEL(11,13),TITLE(11),TOTBTU(60),ITIT(18),ITIT1(18,2)  MAIN  75
      DIMENSION ALFUEL(11),ALCOAL(11),RESOIL(11),DISOIL(11),ALLOIL(11),NMAIN  80
     1ATGAS(11),PROGAS(11),LPGGAS(11),ALLGAS(11),COKE(11),OTHER(11),BAGGMAIN  85
     1AS(11),MULTFL(11)                                                 MAIN  90
      REAL*4 LABEL,TITLE,LPGGAS,NATGAS,MULTFL                           MAIN  95
      EQUIVALENCE (LABEL(1),ALFUEL(1)),(LABEL(12),ALCOAL(1)),(LABEL(23),MAIN 100
     1RESOIL(1)),(LABEL(34),DISOIL(1)),(LABEL(45),ALLOIL(1)),(LABEL(56),MAIN 105
     1NATGAS(1)),(LABEL(67),PROGAS(1)),(LABEL(78),COKE(1)),(LABEL(89),OTMAIN 110
     1HER(1)),(LABEL(100),LPGGAS(1)),(LABEL(111),ALLGAS(1)),(LABEL(122),MAIN 115
     1BAGGAS(1)),(LABEL(133),MULTFL(1))                                 MAIN 120
      DATA ITIT1/'(1H1',',36X',',''BO','ILER',' POP','ULAT','ION ','DATAMAIN 125
     1',' - C','OMME','RCIA','L-IN','STIT','UTIO','NAL ','BOIL','ERS''',MAIN 130
     1')   ','(1H1',',46X',',''BO','ILER',' POP','ULAT','ION ','DATA',' MAIN 135
     1- I','NDUS','TRIA','L BO','ILER','S'') ',4*'    '/                MAIN 140
      DATA BLF/0.,.2,.3,.4,.6,.8,1.0,1.2,1.5,2.0,2.5,3.0,3.5,4.0,5.0/   MAIN 145
      DATA IR/15*1,12*0,1,12*0,1,10*0,1,1,12*0,1,12*0,1,12*0,1,12*0,1,0,MAIN 150
     10,1,9*0,1,7*0,1,1,0,0,1,12*0,1,0,12*1/                            MAIN 155
      DATA ALFUEL/'(1H ',',52X',',''AL','L BO','ILER','S AN','D AL','L FMAIN 160
     1U','ELS ','    ','  '')'/                                         MAIN 165
      DATA ALCOAL/'(53X',',''AL','L CO','AL-F','IRED',' BOI','LERS','   MAIN 170
     1 ','    ','    ','  '')'/                                         MAIN 175
      DATA RESOIL/'(52X',',''RE','SIDU','AL O','IL-F','IRED',' BOI','LERMAIN 180
     1S','    ','    ','  '')'/                                         MAIN 185
      DATA DISOIL/'(51X',',''DI','STIL','LATE',' OIL','-FIR','ED B','OILMAIN 190
     1E','RS  ','    ','  '')'/                                         MAIN 195
      DATA ALLOIL/'(54X',',''AL','L OI','L-FI','RED ','BOIL','ERS ','   MAIN 200
     1 ','    ','    ','  '')'/                                         MAIN 205
      DATA NATGAS/'(52X',',''NA','TURA','L GA','S-FI','RED ','BOIL','ERSMAIN 210
     1 ','    ','    ','  '')'/                                         MAIN 215
      DATA PROGAS/'(52X',',''PR','OCES','S GA','S-FI','RED ','BOIL','ERSMAIN 220
     1 ','    ','    ','  '')'/                                         MAIN 225
      DATA LPGGAS/'(48X',',''LI','QUID',' PET','ROLE','UM G','AS-F','IREMAIN 230
     1D',' BOI','LERS','  '')'/                                         MAIN 235
      DATA ALLGAS/'(54X',',''AL','L GA','S-FI','RED ','BOIL','ERS ','   MAIN 240
     1 ','    ','    ','  '')'/                                         MAIN 245
      DATA COKE/'(53X',',''AL','L CO','KE-F','IRED',' BOI','LERS','    'MAIN 250
     1,'    ','    ','  '')'/                                           MAIN 255
      DATA BAGGAS/'(52X',',''AL','L BA','GGAS','E-FI','RED ','BOIL','ERSMAIN 260
     1 ','    ','    ','  '')'/                                         MAIN 265
      DATA OTHER/'(49X',',''AL','L WO','OD A','ND O','THER','-FIR','ED BMAIN 270
     1','OILE','RS  ','  '')'/                                          MAIN 275
      DATA MULTFL/'(49X',',''MU','LTIP','LE F','UEL-','FIRE','D BO','ILEMAIN 280
     1R','S ON','LY  ','  '')'/                                         MAIN 285
      DATA CUM3/30*0./,CUM4/30*0./,CUM7/30*0./,CUM8/30*0./,CUM5/36*0./,CMAIN 290
     1UM6/36*0./                                                        MAIN 295
      DATA ISIDE/27*'    ','PERC','ENT ','    ','CUMU','LATI','VE  ','CAMAIN 300
     1PA','CITI','ES  ','BOIL','ER  ','    ',24*'    '/                 MAIN 305
```

```
      DATA JSIDE/27*'    ','PERC','ENT ','    ','CUMU','LATI','VE  ','CAMAIN 310
     1PA','CITI','ES  ','PLAN','T   ','    ',24*'    '/                  MAIN 315
      DATA KSIDE/27*'    ','PERC','ENT ','    ','CAPA','CITI','ES, ','BOMAIN 320
     1IL','ER  ',28*'    '/                                              MAIN 325
      DATA LSIDE/27*'    ','PERC','ENT ','    ','CAPA','CITI','ES, ','PLMAIN 330
     1AN','T   ',28*'    '/                                              MAIN 335
      DATA IISIDE/27*'    ','PERC','ENT ','    ','CUMU','LATI','VE  ','BMAIN 340
     1OIL','ERS ','    ','NUMB','ER O','F   ',24*'    '/                MAIN 345
      DATA JJSIDE/27*'    ','PERC','ENT ','    ','CUMU','LATI','VE  ','PMAIN 350
     1LAN','TS  ','    ','NUMB','ER O','F   ',24*'    '/                MAIN 355
      DATA KKSIDE/27*'    ','PERC','ENT ','    ','BOIL','ERS ','    ','NMAIN 360
     1UMB','ER O','F   ',27*'    '/                                      MAIN 365
      DATA LLSIDE/27*'    ','PERC','ENT ','    ','PLAN','TS  ','    ','NMAIN 370
     1UMB','ER O','F   ',27*'    '/                                      MAIN 375
      CALL REREAD                                                        MAIN 380
      IND=0                                                              MAIN 385
      IPRINT=3                                                           MAIN 390
      IX1=1                                                              MAIN 395
      IX2=1                                                              MAIN 400
      ITAPE=8                                                            MAIN 405
      READ (1,10) ILAST,ITITL                                            MAIN 410
   10 FORMAT (2I5)                                                       MAIN 415
      DO 20 LL=1,18                                                      MAIN 420
   20 ITIT(LL)=ITIT1(LL,ITITL)                                           MAIN 425
   30 READ (1,10, END=1560) IRTYP,IRUN                                   MAIN 430
      DO 40 LL=1,11                                                      MAIN 435
   40 TITLE(LL)=LABEL(LL,IRTYP)                                          MAIN 440
      PLTCAP=0.                                                          MAIN 445
      PLDFAC=0.                                                          MAIN 450
      DO 50 KP=1,30                                                      MAIN 455
      B(KP)=0.0                                                          MAIN 460
      CUM3(KP)=0.                                                        MAIN 465
      CUM4(KP)=0.                                                        MAIN 470
      CUM7(KP)=0.                                                        MAIN 475
      CUM8(KP)=0.                                                        MAIN 480
      DO 50 LF=1,18                                                      MAIN 485
      LPLANT(LF)=0                                                       MAIN 490
      KBOIL(LF)=0                                                        MAIN 495
      BENTY(KP,LF)=0                                                     MAIN 500
      IBENTY(KP,LF)=0                                                    MAIN 505
   50 CONTINUE                                                           MAIN 510
      CUM1(1)=0.                                                         MAIN 515
      CUM2(1)=0.                                                         MAIN 520
      CUM5(1)=0.                                                         MAIN 525
      CUM6(1)=0.                                                         MAIN 530
      DO 60 KM=1,35                                                      MAIN 535
      MKAP(KM)=0                                                         MAIN 540
      CUM1(KM+1)=0.                                                      MAIN 545
      CUM2(KM+1)=0.                                                      MAIN 550
      CUM5(KM+1)=0.                                                      MAIN 555
      CUM6(KM+1)=0.                                                      MAIN 560
      DO 60 LF=1,18                                                      MAIN 565
      PENTY(KM,LF)=0                                                     MAIN 570
      IPENTY(KM,LF)=0                                                    MAIN 575
   60 CONTINUE                                                           MAIN 580
      DO 70 K=1,60                                                       MAIN 585
      MAXBTU(K)=0.0                                                      MAIN 590
      TOTBTU(K)=0.0                                                      MAIN 595
      DO 70 J=1,3                                                        MAIN 600
      ACTBTU(K,J)=0.0                                                    MAIN 605
      LDFACT(J)=0.0                                                      MAIN 610
   70 CONTINUE                                                           MAIN 615
      JRTYP=IRTYP                                                        MAIN 620
      IF (JRTYP.GE.13)JRTYP=1                                            MAIN 625
      DO 80 I=1,12                                                       MAIN 630
   80 IAR(I)=IR(JRTYP,I)                                                 MAIN 635
```

```
      JFUEL=0                                                           MAIN 640
      M=0                                                               MAIN 645
      N=0                                                               MAIN 650
      J=0                                                               MAIN 655
      K=0                                                               MAIN 660
      L=0                                                               MAIN 665
      IBOIL=0                                                           MAIN 670
      KK=0                                                              MAIN 675
      KN=0                                                              MAIN 680
      JJ=0                                                              MAIN 685
      LCAP(1)=0                                                         MAIN 690
      DO 90 KP=2,11                                                     MAIN 695
      LCAP(KP)=LCAP(KP-1)+10                                            MAIN 700
   90 CONTINUE                                                          MAIN 705
      DO 100 KP=12,20                                                   MAIN 710
      LCAP(KP)=LCAP(KP-1)+100                                           MAIN 715
  100 CONTINUE                                                          MAIN 720
      DO 110 KP=21,29                                                   MAIN 725
      LCAP(KP)=LCAP(KP-1)+1000                                          MAIN 730
  110 CONTINUE                                                          MAIN 735
      LCAP(30)=100000                                                   MAIN 740
      DO 120 KM=1,29                                                    MAIN 745
      LP(KM)=LCAP(KM)                                                   MAIN 750
  120 CONTINUE                                                          MAIN 755
      DO 130 KM=30,33                                                   MAIN 760
      LP(KM)=LP(KM-1)+10000                                             MAIN 765
  130 CONTINUE                                                          MAIN 770
      LP(34)=100000                                                     MAIN 775
      IF (IRUN.NE.1) GO TO 140                                          MAIN 780
      WRITE (3,ITIT)                                                    MAIN 785
      WRITE (3,TITLE)                                                   MAIN 790
      WRITE (3,990)                                                     MAIN 795
      WRITE (3,990)                                                     MAIN 800
  140 N=N+1                                                             MAIN 805
      READ (ITAPE,150, END=320, ERR=400) (IDAT(I,N),I=1,6),ICARD        MAIN 810
  150 FORMAT (I9,I4,4I2,58X,I1)                                         MAIN 815
      IF (ICARD.NE.1) GO TO 180                                         MAIN 820
C *** READ PLANT NAME, OWNER, PERSON TO CONTACT, AND ICARD              MAIN 825
      READ (99,160) (IDAT(I,N),I=1,6),(DAT(I,N),I=1,15),ICARD           MAIN 830
  160 FORMAT (I9,I4,4I2,14A4,A2,I1)                                     MAIN 835
      M=M+1                                                             MAIN 840
C *** WRITE PLANT NAME,PERSON TO CONTACT, OWNER, AND ICARD              MAIN 845
      IF (IRUN.EQ.1) WRITE (3,170) (IDAT(I,N),I=1,6),(DAT(I,N),I=1,15),IMAIN 850
     1CARD                                                              MAIN 855
  170 FORMAT (1H0,I9,I4,4I2,2X,10A4,2X,4A4,2X,A2,I1)                    MAIN 860
      JJ=1                                                              MAIN 865
      GO TO 340                                                         MAIN 870
  180 IF (ICARD.NE.2) GO TO 200                                         MAIN 875
      M=M+1                                                             MAIN 880
      WRITE (3,190) (IDAT(I,N),I=1,4)                                   MAIN 885
  190 FORMAT (1H0,'NO PLANT SOURCE RECORD FOR STACK = ',I9,I4,2I2)      MAIN 890
      JJ=2                                                              MAIN 895
      GO TO 340                                                         MAIN 900
  200 IF (ICARD.NE.3) GO TO 230                                         MAIN 905
      M=M+1                                                             MAIN 910
      K=K+1                                                             MAIN 915
      READ (99,210) JBOIL,IYR,MAXBTU(K)                                 MAIN 920
  210 FORMAT (13X,2I2,F5.0)                                             MAIN 925
      WRITE (3,220) (IDAT(I,N),I=1,2),IYR,JBOIL                         MAIN 930
  220 FORMAT (1H0,'NO PLANT SOURCE NOR STACK RECORD FOR MAX DESIGN RECORMAIN 935
     1D   BOILER = ',I9,I4,2I2)                                         MAIN 940
      MBOIL=JBOIL                                                       MAIN 945
      JJ=3                                                              MAIN 950
      IF (MAXBTU(K).EQ.0.) GO TO 510                                    MAIN 955
      IF (MAXBTU(K).EQ.1.0)KK=1                                         MAIN 960
      GO TO 530                                                         MAIN 965
```

```
230 IF (ICARD.NE.4) GO TO 240                                          MAIN 970
240 IF (ICARD.NE.5) GO TO 270                                          MAIN 975
    READ (99,250) LBOIL,IYR                                            MAIN 980
250 FORMAT (13X,I2,I2)                                                 MAIN 985
    WRITE (3,260) (IDAT(I,N),I=1,2),LBOIL,IYR                          MAIN 990
260 FORMAT (1H0,'NO PLANT,STACK,OR MAX DESIGN RECORDS FOR BOILER WITH MAIN 995
   1 ID NUMBER = ',I4,I9,2I2,1H ,'MAXBTU SET = 1.0 IF ACTUAL BTU DATA MAIN1000
   1 IS AVAILABLE IN RECORD 6. "EXTRANEOUS DATA" ERROR GIVEN IF NO RECMAIN1005
   1ORD IS PRESENT')                                                   MAIN1010
    GO TO 140                                                          MAIN1015
270 IF (ICARD.NE.6) GO TO 300                                          MAIN1020
    M=M+1                                                              MAIN1025
    K=K+1                                                              MAIN1030
    J=J+1                                                              MAIN1035
    READ (99,280) KBOIL6,IYR,IFUEL,RATE,SULF,HEAT                      MAIN1040
280 FORMAT (13X,2I2,3X,I3,2X,F7.0,7X,F3.2,3X,F5.0)                     MAIN1045
    JBOIL6=KBOIL6                                                      MAIN1050
    WRITE (3,290) (IDAT(I,N),I=1,2),KBOIL6,IYR                         MAIN1055
290 FORMAT (1H0,'NO PLANT,STACK,OR MAX DESIGN RECORD FOR BOILER =',I9,MAIN1060
   1I4,2I2,'  MAXBTU SET = 1.0 TO PROCESS ACTBTU RECORD')              MAIN1065
    MAXBTU(K)=1.0                                                      MAIN1070
    GO TO 590                                                          MAIN1075
300 WRITE (3,310) ICARD                                                MAIN1080
310 FORMAT (1H0,'EXTRANEOUS DATA, CARD NO. =',I3)                      MAIN1085
    GO TO 140                                                          MAIN1090
320 WRITE (3,330)                                                      MAIN1095
330 FORMAT (1H0,'NO DATA AVAILABLE')                                   MAIN1100
    GO TO 610                                                          MAIN1105
340 N=N+1                                                              MAIN1110
    READ (ITAPE,150, END=610, ERR=400) (IDAT(I,N),I=1,6),ICARD         MAIN1115
    IF (ICARD.LE.0) GO TO 400                                          MAIN1120
    GO TO (350,370,390,340,340,420,400,400,400),ICARD                  MAIN1125
350 IF ((JJ.EQ.6).AND.(JFUEL.EQ.1)) GO TO 620                          MAIN1130
    IF (IBOIL.EQ.1) GO TO 710                                          MAIN1135
360 M=M+1                                                              MAIN1140
    IF (M.GT.ILAST) GO TO 610                                          MAIN1145
    K=0                                                                MAIN1150
    J=0                                                                MAIN1155
    N=1                                                                MAIN1160
    PLTCAP=0.                                                          MAIN1165
    READ (99,160) (IDAT(I,N),I=1,6),(DAT(I,N),I=1,15),ICARD            MAIN1170
    IF (IRUN.EQ.1) WRITE (3,170) (IDAT(I,N),I=1,6),(DAT(I,N),I=1,15),IMAIN1175
   1CARD                                                               MAIN1180
    JJ=1                                                               MAIN1185
    GO TO 340                                                          MAIN1190
370 IF ((JJ.EQ.6).AND.(JFUEL.EQ.1)) GO TO 620                          MAIN1195
380 JJ=2                                                               MAIN1200
    GO TO 340                                                          MAIN1205
390 K=K+1                                                              MAIN1210
    READ (99,210) JBOIL,IYR,MAXBTU(K)                                  MAIN1215
    MBOIL=JBOIL                                                        MAIN1220
    JJ=3                                                               MAIN1225
    GO TO 340                                                          MAIN1230
400 WRITE (3,410) ICARD                                                MAIN1235
410 FORMAT (1H0,'EXTRANEOUS DATA READ, CARD NO. =',I3)                 MAIN1240
    GO TO 340                                                          MAIN1245
420 IF (IRTYP.LE.12) GO TO 440                                         MAIN1250
    READ (ITAPE,150, END=430) (IDAT(I,N),I=1,6),ICARD                  MAIN1255
    BACKSPACE ITAPE                                                    MAIN1260
    IF ((ICARD.NE.6).AND.(JFUEL.NE.1)) GO TO 340                       MAIN1265
430 BACKSPACE ITAPE                                                    MAIN1270
    READ (ITAPE,150) (IDAT(I,N),I=1,6),ICARD                           MAIN1275
440 READ (99,280) KBOIL6,IYR,IFUEL,RATE,SULF,HEAT                      MAIN1280
    JJ=6                                                               MAIN1285
    IF (IFUEL.GT.12)IFUEL=12                                           MAIN1290
    IAR(IFUEL)=IR(IFUEL,JRTYP)                                         MAIN1295
```

```
      IF (IAR(IFUEL))  340,340,450                                      MAIN1300
  450 J=J+1                                                             MAIN1305
      IF (MAXBTU(K).LE.10000.) GO TO 460                                MAIN1310
      WRITE (7,800) N,(IDAT(I,N-1),I=1,6),K,MAXBTU(K)                   MAIN1315
      GO TO 340                                                         MAIN1320
  460 IF (RATE.NE.0.0) GO TO 480                                        MAIN1325
      IF (IRUN.EQ.1) WRITE (3,470) (IDAT(I,N),I=1,2),KBOIL6,IYR,K,IFUEL MAIN1330
  470 FORMAT (1H0,'SCC PROCESS RATE = 0.0 FOR BOILER ID = ',I9,I4,2I2,' MAIN1335
     1K = ',I4,' FUEL TYPE = ',I3)                                      MAIN1340
  480 IF (HEAT.NE.0.0) GO TO 500                                        MAIN1345
      IF (IRUN.EQ.1) WRITE (3,490) IFUEL,K,(IDAT(I,N),I=1,2),KBOIL6,IYR MAIN1350
  490 FORMAT (1H0,'NO HEAT CONTENT FOR FUEL J = ',I3,' K = ',I4,' BOILERMAIN1355
     1 ID = ',I9,I4,2I2)                                                MAIN1360
  500 IF (JFUEL.EQ.1) GO TO 590                                         MAIN1365
      IF (MAXBTU(K).EQ.1.0)KK=1                                         MAIN1370
C***COMPUTE MAXIMUM CAPACITY FOR PLANT(BOILERS 1 THROUGH K)             MAIN1375
      PLTCAP=PLTCAP+MAXBTU(K)                                           MAIN1380
      IF (MAXBTU(K).NE.0.0) GO TO 530                                   MAIN1385
      KP=1                                                              MAIN1390
      B(KP)=B(KP)+MAXBTU(K)                                             MAIN1395
  510 MAXBTU(K)=1.0                                                     MAIN1400
      IF (IRUN.EQ.1) WRITE (3,520) (IDAT(I,N),I=1,2),MBOIL,IYR,K        MAIN1405
  520 FORMAT (1H0,'MAX DESIGN RECORD HAS NO CAPACITY FOR BOILER =',I9,I4MAIN1410
     1,2I2,2X,'K= ',I5,2X,'MAXIMUM DESIGN SET = 1.0')                   MAIN1415
      GO TO 550                                                         MAIN1420
  530 DO 540 KP=2,30                                                    MAIN1425
      IF (MAXBTU(K).LE.LCAP(KP)) GO TO 550                              MAIN1430
  540 CONTINUE                                                          MAIN1435
  550 IF (KP.EQ.1) GO TO 560                                            MAIN1440
      B(KP)=B(KP)+MAXBTU(K)                                             MAIN1445
  560 MBOIL=JBOIL                                                       MAIN1450
      IF (JJ.LE.2) GO TO 570                                            MAIN1455
      I=1                                                               MAIN1460
      GO TO 580                                                         MAIN1465
  570 I=2                                                               MAIN1470
  580 JJ=6                                                              MAIN1475
C***COMPUTE FUEL LOAD FACTOR FOR FUEL TYPE                              MAIN1480
  590 IF (JFUEL.EQ.1) GO TO 600                                         MAIN1485
      IF (MAXBTU(K).NE.1.0) GO TO 600                                   MAIN1490
      IF (KK.EQ.1) GO TO 600                                            MAIN1495
      MAXBTU(K)=MAXBTU(K)/8760.                                         MAIN1500
  600 ACTBTU(K,J)=RATE*HEAT                                             MAIN1505
      LDFACT(J)=SULF*ACTBTU(K,J)                                        MAIN1510
      TOTBTU(K)=TOTBTU(K)+ACTBTU(K,J)                                   MAIN1515
      MBOIL6=KBOIL6                                                     MAIN1520
      JFUEL=1                                                           MAIN1525
      IBOIL=1                                                           MAIN1530
      GO TO 340                                                         MAIN1535
  610 KN=1                                                              MAIN1540
      IF (JFUEL.EQ.0) GO TO 850                                         MAIN1545
  620 BLDFAC(K)=0.0                                                     MAIN1550
C***COMPUTE LOAD FACTOR FOR BOILER K(FUELS 1 THROUGH J)                 MAIN1555
      IF (TOTBTU(K).LE.0.) GO TO 640                                    MAIN1560
      DO 630 IK=1,J                                                     MAIN1565
      BLDFAC(K)=BLDFAC(K)+LDFACT(IK)                                    MAIN1570
  630 CONTINUE                                                          MAIN1575
      BLDFAC(K)=BLDFAC(K)/TOTBTU(K)                                     MAIN1580
  640 DO 650 LF=1,15                                                    MAIN1585
      IF (BLDFAC(K).LE.BLF(LF)) GO TO 660                               MAIN1590
  650 CONTINUE                                                          MAIN1595
      LF=16                                                             MAIN1600
  660 KBOIL(LF)=KBOIL(LF)+1                                             MAIN1605
      BENTY(KP,LF)=BENTY(KP,LF)+B(KP)                                   MAIN1610
      IBENTY(KP,LF)=IBENTY(KP,LF)+1                                     MAIN1615
      IX2=1                                                             MAIN1620
      IF (MAXBTU(K).LE.10000.) GO TO 690                                MAIN1625
```

```
      WRITE (3,670) (IDAT(I,N),I=1,2),IYR,JBOIL                         MAIN1630
  670 FORMAT (1H0,'BOILER WITH ID =',I9,I4,2I2,' HAS CAPACITY OVER 10000MAIN1635
     1 MBTU''S/HR. ')                                                   MAIN1640
      DO 680 I=LF,18                                                    MAIN1645
  680 CUM2(I)=CUM2(I)-MAXBTU(K)                                         MAIN1650
  690 CONTINUE                                                          MAIN1655
      IF (MAXBTU(K).GT.0.)IX2=6.*ALOG10(MAXBTU(K))+1.0                  MAIN1660
      IF (IX2.LT.1)IX2=1                                                MAIN1665
      CUM4(IX2)=CUM4(IX2)+MAXBTU(K)                                     MAIN1670
      CUM8(IX2)=CUM8(IX2)+1.                                            MAIN1675
      DO 700 L=1,KP                                                     MAIN1680
  700 B(L)=0.0                                                          MAIN1685
      IF (ICARD.EQ.1) GO TO 710                                         MAIN1690
      IF (ICARD.EQ.2)J=0                                                MAIN1695
      JFUEL=0                                                           MAIN1700
      IF (KN.EQ.1) GO TO 710                                            MAIN1705
      KK=0                                                              MAIN1710
      GO TO 380                                                         MAIN1715
  710 DO 720 KM=1,34                                                    MAIN1720
      IF (PLTCAP.LE.LP(KM)) GO TO 730                                   MAIN1725
  720 CONTINUE                                                          MAIN1730
  730 MKAP(KM)=MKAP(KM)+1                                               MAIN1735
C***COMPUTE LOAD FACTOR FOR PLANT M(BOILERS 1 THROUGH K)                MAIN1740
      PLDFAC=0.                                                         MAIN1745
      TOTBTX=0.                                                         MAIN1750
      DO 740 JK=1,K                                                     MAIN1755
      PLDFAC=PLDFAC+BLDFAC(JK)*TOTBTU(JK)                               MAIN1760
  740 TOTBTX=TOTBTX+TOTBTU(JK)                                          MAIN1765
      IF (TOTBTX.GT.0.)PLDFAC=PLDFAC/TOTBTX                             MAIN1770
      IF (PLTCAP.NE.0.) GO TO 760                                       MAIN1775
      IF (IRUN.EQ.1) WRITE (3,750) (IDAT(I,N-1),I=1,6),M,K              MAIN1780
  750 FORMAT (1H0,'NO PLANT CAPACITY FOR PLANT= ',I9,I4,4I2,'  M= ',I5,'MAIN1785
     1 K= ',I4,'  MAXIMUM CAPACITY SET = 1.0')                          MAIN1790
  760 DO 770 LF=1,15                                                    MAIN1795
      IF (PLDFAC.LE.BLF(LF)) GO TO 780                                  MAIN1800
  770 CONTINUE                                                          MAIN1805
      LF=16                                                             MAIN1810
  780 LPLANT(LF)=LPLANT(LF)+1                                           MAIN1815
      IF (PLTCAP.LT.100000.) GO TO 820                                  MAIN1820
      DO 810 MP=1,K                                                     MAIN1825
      DO 790 KK=LF,18                                                   MAIN1830
  790 CUM1(KK)=CUM1(KK)-PLTCAP                                          MAIN1835
      IF (MAXBTU(MP).GE.10000.) WRITE (7,800) M,(IDAT(I,N-1),I=1,6),MP,MMAIN1840
     1AXBTU(MP)                                                         MAIN1845
  800 FORMAT (1H0,'PLANT NO. ',I5,' WITH ID NO. ',I9,I4,4I2,' HAS CAPACIMAIN1850
     1TY GREATER THAN 100,000 MBTU''S/HR.',/,' BOILER NO. ',I3,' HAS CAPMAIN1855
     1ACITY = ',F10.0,' MBTU''S/HR.   PLANT CAPACITY DATA WILL NOT BE INMAIN1860
     1CLUDED IN OUTPUT')                                                MAIN1865
  810 CONTINUE                                                          MAIN1870
      GO TO 830                                                         MAIN1875
  820 IX1=1                                                             MAIN1880
      IF (PLTCAP.GT.0.)IX1=6.*ALOG10(PLTCAP)+1.0                        MAIN1885
      IF (IX1.LT.1)IX1=1                                                MAIN1890
      CUM3(IX1)=CUM3(IX1)+PLTCAP                                        MAIN1895
      CUM7(IX1)=CUM7(IX1)+1                                             MAIN1900
  830 IF (KM.EQ.1)PLTCAP=0.                                             MAIN1905
      PENTY(KM,LF)=PENTY(KM,LF)+PLTCAP                                  MAIN1910
      IPENTY(KM,LF)=IPENTY(KM,LF)+1                                     MAIN1915
      DO 840 I=1,K                                                      MAIN1920
      BLDFAC(I)=0.0                                                     MAIN1925
      MAXBTU(I)=0.0                                                     MAIN1930
      TOTBTU(I)=0.                                                      MAIN1935
      DO 840 L=1,3                                                      MAIN1940
      ACTBTU(I,L)=0.0                                                   MAIN1945
  840 CONTINUE                                                          MAIN1950
  850 K=0                                                               MAIN1955
```

```
      J=0                                                               MAIN1960
      JFUEL=0                                                           MAIN1965
      IBOIL=0                                                           MAIN1970
      KK=0                                                              MAIN1975
      N=1                                                               MAIN1980
      IF (KN.EQ.1) GO TO 860                                            MAIN1985
      IF (M.LT.ILAST) GO TO 360                                         MAIN1990
C***COMPUTE ROW AND COLUMN ENTRIES FOR BOILER CAPACITIES & LOAD FACTORS MAIN1995
  860 WRITE (3,IIIT)                                                    MAIN2000
      WRITE (3,870)                                                     MAIN2005
  870 FORMAT (1H ,42X,'BOILER CAPACITY BY BOILER FUEL SULFUR CONTENT')  MAIN2010
      WRITE (3,TITLE)                                                   MAIN2015
      WRITE (3,990)                                                     MAIN2020
      WRITE (3,880)                                                     MAIN2025
  880 FORMAT (1H ,48X,'TABLE ENTRIES ARE NUMBER OF BOILERS')            MAIN2030
      WRITE (3,1450)                                                    MAIN2035
      WRITE (3,890)                                                     MAIN2040
  890 FORMAT (1H0,33X,'BOILER FUEL SULFUR CONTENT (WEIGHT PERCENT, EQUIVMAIN2045
     1ALENT BTU BASIS)')                                                MAIN2050
      WRITE (3,900)                                                     MAIN2055
  900 FORMAT (1H ,3X,'CAPACITY',7X,'    EQUAL       >0.         >.2     MAIN2060
     1  >.3         >.4         >.6         >.8         >1.0        >1.2',/,3XMAIN2065
     1,'MBTU''S/HR',8X,'     0.         -.2         -.3         -.4    MAIN2070
     1-.6        -.8        -1.0        -1.2        -1.5')             MAIN2075
      DO 910 IJ=1,30                                                    MAIN2080
      DO 910 IK=17,18                                                   MAIN2085
      BENTY(IJ,IK)=0.                                                   MAIN2090
      IBENTY(IJ,IK)=0                                                   MAIN2095
  910 CONTINUE                                                          MAIN2100
      DO 920 IJ=1,30                                                    MAIN2105
      DO 920 IK=1,16                                                    MAIN2110
      BENTY(IJ,17)=BENTY(IJ,17)+BENTY(IJ,IK)                            MAIN2115
      IBENTY(IJ,17)=IBENTY(IJ,17)+IBENTY(IJ,IK)                         MAIN2120
      GO TO 920                                                         MAIN2125
  920 CONTINUE                                                          MAIN2130
      BENTY(1,18)=BENTY(1,17)                                           MAIN2135
      IBENTY(1,18)=IBENTY(1,17)                                         MAIN2140
      DO 930 IJ=2,30                                                    MAIN2145
      BENTY(IJ,18)=BENTY(IJ,18)+BENTY(IJ,17)+BENTY(IJ-1,18)             MAIN2150
      IBENTY(IJ,18)=IBENTY(IJ,18)+IBENTY(IJ,17)+IBENTY(IJ-1,18)         MAIN2155
  930 CONTINUE                                                          MAIN2160
      DO 940 IK=1,17                                                    MAIN2165
      COLTT(IK)=0                                                       MAIN2170
      CUMCL(IK)=0                                                       MAIN2175
      ICOLTT(IK)=0                                                      MAIN2180
      ICUMCL(IK)=0                                                      MAIN2185
      DO 940 IJ=1,30                                                    MAIN2190
      COLTT(IK)=COLTT(IK)+BENTY(IJ,IK)                                  MAIN2195
      ICOLTT(IK)=ICOLTT(IK)+IBENTY(IJ,IK)                               MAIN2200
  940 CONTINUE                                                          MAIN2205
      COLTT(18)=BENTY(30,18)                                            MAIN2210
      ICOLTT(18)=IBENTY(30,18)                                          MAIN2215
      ICUMCL(1)=ICOLTT(1)                                               MAIN2220
      CUMCL(1)=COLTT(1)                                                 MAIN2225
      DO 950 IK=2,16                                                    MAIN2230
      ICUMCL(IK)=ICOLTT(IK)+ICUMCL(IK-1)                                MAIN2235
  950 CUMCL(IK)=COLTT(IK)+CUMCL(IK-1)                                   MAIN2240
      CUMCL(17)=COLTT(17)                                               MAIN2245
      ICUMCL(17)=ICOLTT(17)                                             MAIN2250
      CUMCL(18)=COLTT(18)                                               MAIN2255
      ICUMCL(18)=ICOLTT(18)                                             MAIN2260
      WRITE (3,960) (IBENTY(1,II),II=1,9)                               MAIN2265
  960 FORMAT (1H0,' EQUAL      0',4X,9(2X,I9))                          MAIN2270
      LCAP(1)=LCAP(1)+1                                                 MAIN2275
      NUM=1                                                             MAIN2280
      DO 1000 I=2,30                                                    MAIN2285
```

```
      WRITE (3,970) LCAP(I-1),LCAP(I)                                   MAIN2290
  970 FORMAT (1H ,I5,'-',I6)                                            MAIN2295
      LCAP(I)=LCAP(I)+1                                                 MAIN2300
      WRITE (3,980) (IBENTY(I,II),II=1,9)                               MAIN2305
  980 FORMAT (1H+,16X,9(2X,I9))                                         MAIN2310
      IF (I/5.LT.NUM) GO TO 1000                                        MAIN2315
      NUM=NUM+1                                                         MAIN2320
      WRITE (3,990)                                                     MAIN2325
  990 FORMAT (1H )                                                      MAIN2330
 1000 CONTINUE                                                          MAIN2335
      WRITE (3,1010) (ICOLTT(IK),IK=1,9)                                MAIN2340
 1010 FORMAT (1H0,'COLUMN TOTALS',3X,9(2X,I9))                          MAIN2345
      WRITE (3,1020) (ICUMCL(IK),IK=1,9)                                MAIN2350
 1020 FORMAT (1H ,'CUMUL. TOTALS',3X,9(2X,I9))                          MAIN2355
C***PRINT SECOND HALF OF TABLE FOR NUMBER OF BOILERS BY CAP'Y AND L.F.  MAIN2360
      WRITE (3,ITIT)                                                    MAIN2365
      WRITE (3,TITLE)                                                   MAIN2370
      WRITE (3,990)                                                     MAIN2375
      WRITE (3,880)                                                     MAIN2380
      WRITE (3,1450)                                                    MAIN2385
      WRITE (3,890)                                                     MAIN2390
      WRITE (3,1030)                                                    MAIN2395
 1030 FORMAT (4X,'CAPACITY',7X,'    >1.5       >2.0       >2.5       >3.MAIN2400
     10       >3.5       >4.0       >5.0        ROW       CUMTOT',/,3X,'MAIN2405
     1MBTU''S/HR',11X,'-2.0       -2.5       -3.0       -3.5       -4.0 MAIN2410
     1      -5.0                 TOTAL         ALL')                   MAIN2415
      WRITE (3,960) (IBENTY(1,II),II=10,18)                             MAIN2420
      NUM=1                                                             MAIN2425
      DO 1040 I=2,30                                                    MAIN2430
 1040 LCAP(I)=LCAP(I)-1                                                 MAIN2435
      DO 1050 J=2,30                                                    MAIN2440
      WRITE (3,1370) LCAP(J-1),LCAP(J)                                  MAIN2445
      LCAP(J)=LCAP(J)+1                                                 MAIN2450
      WRITE (3,980) (IBENTY(J,II),II=10,18)                             MAIN2455
      IF (J/5.LT.NUM) GO TO 1050                                        MAIN2460
      NUM=NUM+1                                                         MAIN2465
      WRITE (3,990)                                                     MAIN2470
 1050 CONTINUE                                                          MAIN2475
      WRITE (3,1010) (ICOLTT(IK),IK=10,18)                              MAIN2480
      WRITE (3,1020) (ICUMCL(IK),IK=10,18)                              MAIN2485
      TOT2=CUMCL(18)                                                    MAIN2490
      ITOT6=ICUMCL(18)                                                  MAIN2495
      DO 1060 IK=1,18                                                   MAIN2500
      CUM1(IK)=CUMCL(IK)                                                MAIN2505
      IF (TOT2.EQ.0.) GO TO 1070                                        MAIN2510
      CUM1(IK)=CUM1(IK)*100./TOT2                                       MAIN2515
 1060 CUM5(IK)=ICUMCL(IK)                                               MAIN2520
C***WRITE HEADINGS FOR FIRST HALF OF TABLE OF PLANTS BY LOAD FACTORS    MAIN2525
 1070 WRITE (3,ITIT)                                                    MAIN2530
      WRITE (3,1080)                                                    MAIN2535
 1080 FORMAT (1H ,43X,'PLANT CAPACITY BY PLANT FUEL SULFUR CONTENT')    MAIN2540
      WRITE (3,TITLE)                                                   MAIN2545
      WRITE (3,990)                                                     MAIN2550
      WRITE (3,1150)                                                    MAIN2555
      WRITE (3,1450)                                                    MAIN2560
      WRITE (3,1090)                                                    MAIN2565
 1090 FORMAT (1H0,33X,'PLANT FUEL SULFUR CONTENT (WEIGHT PERCENT, EQUIVAMAIN2570
     1LENT BTU BASIS)')                                                 MAIN2575
      WRITE (3,900)                                                     MAIN2580
C***INITIALIZE TABLE EXTENSION TO NUMBERS OF PLANTS WITHIN CAP'Y & L.F. MAIN2585
      DO 1100 KM=1,34                                                   MAIN2590
      DO 1100 LF=1,16                                                   MAIN2595
      PENTY(KM,17)=PENTY(KM,17)+PENTY(KM,LF)                            MAIN2600
      IPENTY(KM,17)=IPENTY(KM,17)+IPENTY(KM,LF)                         MAIN2605
 1100 CONTINUE                                                          MAIN2610
      PENTY(1,18)=PENTY(1,17)                                           MAIN2615
```

```
      IPENTY(1,18)=IPENTY(1,17)                                         MAIN2620
      DO 1110 KM=2,34                                                   MAIN2625
      PENTY(KM,18)=PENTY(KM,18)+PENTY(KM,17)+PENTY(KM-1,18)             MAIN2630
      IPENTY(KM,18)=IPENTY(KM,18)+IPENTY(KM,17)+IPENTY(KM-1,18)         MAIN2635
 1110 CONTINUE                                                          MAIN2640
      DO 1120 IK=1,17                                                   MAIN2645
      ICOLTT(IK)=0                                                      MAIN2650
      ICUMCL(IK)=0                                                      MAIN2655
      DO 1120 IJ=1,34                                                   MAIN2660
      ICOLTT(IK)=ICOLTT(IK)+IPENTY(IJ,IK)                               MAIN2665
 1120 CONTINUE                                                          MAIN2670
      ICOLTT(18)=IPENTY(34,18)                                          MAIN2675
      COLTT(18)=PENTY(34,18)                                            MAIN2680
      CUMCL(1)=COLTT(1)                                                 MAIN2685
      ICUMCL(1)=ICOLTT(1)                                               MAIN2690
      DO 1130 IK=2,17                                                   MAIN2695
      ICUMCL(IK)=ICOLTT(IK)+ICUMCL(IK-1)                                MAIN2700
 1130 CONTINUE                                                          MAIN2705
      ICUMCL(17)=ICOLTT(17)                                             MAIN2710
      ICUMCL(18)=ICOLTT(18)                                             MAIN2715
C***PRINT TABLE ENTRIES--FIRST HALF OF PLANTS BY CAP'Y & LOAD FACTOR    MAIN2720
      WRITE (3,960) (IPENTY(1,II),II=1,9)                               MAIN2725
      LP(1)=LP(1)+1                                                     MAIN2730
      NUM=1                                                             MAIN2735
      DO 1140 I=2,34                                                    MAIN2740
      WRITE (3,970) LP(I-1),LP(I)                                       MAIN2745
      LP(I)=LP(I)+1                                                     MAIN2750
      WRITE (3,980) (IPENTY(I,II),II=1,9)                               MAIN2755
      IF (I/5.LT.NUM) GO TO 1140                                        MAIN2760
      NUM=NUM+1                                                         MAIN2765
      WRITE (3,990)                                                     MAIN2770
 1140 CONTINUE                                                          MAIN2775
      WRITE (3,1010) (ICOLTT(IK),IK=1,9)                                MAIN2780
      WRITE (3,1020) (ICUMCL(IK),IK=1,9)                                MAIN2785
C***PRINT SECOND HALF OF TABLE--PLANTS BY CAP'Y AND LOAD FACTOF         MAIN2790
      WRITE (3,ITIT)                                                    MAIN2795
      WRITE (3,1080)                                                    MAIN2800
      WRITE (3,TITLE)                                                   MAIN2805
      WRITE (3,990)                                                     MAIN2810
      WRITE (3,1150)                                                    MAIN2815
 1150 FORMAT (1H ,48X,'TABLE ENTRIES ARE NUMBER OF PLANTS')             MAIN2820
      WRITE (3,1450)                                                    MAIN2825
      WRITE (3,1090)                                                    MAIN2830
      WRITE (3,1030)                                                    MAIN2835
      WRITE (3,960) (IPENTY(1,II),II=10,18)                             MAIN2840
      NUM=1                                                             MAIN2845
      DO 1160 I=2,34                                                    MAIN2850
 1160 LP(I)=LP(I)-1                                                     MAIN2855
      DO 1170 J=2,34                                                    MAIN2860
      WRITE (3,1370) LP(J-1),LP(J)                                      MAIN2865
      WRITE (3,980) (IPENTY(J,II),II=10,18)                             MAIN2870
      LP(J)=LP(J)+1                                                     MAIN2875
      IF (J/5.LT.NUM) GO TO 1170                                        MAIN2880
      NUM=NUM+1                                                         MAIN2885
      WRITE (3,990)                                                     MAIN2890
 1170 CONTINUE                                                          MAIN2895
      WRITE (3,990)                                                     MAIN2900
      WRITE (3,1010) (ICOLTT(IK),IK=10,18)                              MAIN2905
      WRITE (3,1020) (ICUMCL(IK),IK=10,18)                              MAIN2910
      DO 1180 IK=2,30                                                   MAIN2915
      CUM7(IK)=CUM7(IK)+CUM7(IK-1)                                      MAIN2920
      CUM8(IK)=CUM8(IK)+CUM8(IK-1)                                      MAIN2925
      CUM3(IK)=CUM3(IK)+CUM3(IK-1)                                      MAIN2930
 1180 CUM4(IK)=CUM4(IK)+CUM4(IK-1)                                      MAIN2935
      ITOT8=ICUMCL(18)                                                  MAIN2940
      IF ((ITOT6.EQ.0.).OR.(ITOT8.EQ.0.)) GO TO 1200                    MAIN2945
```

```
      DO 1190 IK=1,30                                                   MAIN2950
      CUM7(IK)=CUM7(IK)*100./ITOT8                                      MAIN2955
 1190 CUM8(IK)=CUM8(IK)*100./ITOT6                                      MAIN2960
C***CALL PLOTS FOR CUMULATIVE AND DENSITY DISTRIBUTIONS OF BOILS & PLTS.MAIN2965
 1200 WRITE (3,ITIT)                                                    MAIN2970
      WRITE (3,TITLE)                                                   MAIN2975
      WRITE (3,1210)                                                    MAIN2980
 1210 FORMAT (47X,'BOILER AND PLANT NUMBER DISTRIBUTIONS',//,'     X--INMAIN2985
     1DIVIDUAL BOILERS',/,'     *--INDIVIDUAL PLANTS')                 MAIN2990
      TOTT6=ITOT6                                                       MAIN2995
      TOTT8=ITOT8                                                       MAIN3000
      IF ((ITOT6.EQ.0.).OR.(ITOT8.EQ.0.)) GO TO 1270                    MAIN3005
      CALL PLOT1(CUM8,CUM7,IND,TOTT6,TOTT8)                             MAIN3010
      WRITE (IPRINT,1220) ITOT6,ITOT8                                   MAIN3015
 1220 FORMAT ('    NUMBER OF BOILERS (ALL DATA) = ',I9,/,'     NUMBER OFMAIN3020
     1 PLANTS (ALL DATA) =',I9)                                         MAIN3025
      DO 1230 IK=1,18                                                   MAIN3030
 1230 CUM6(IK)=ICUMCL(IK)                                               MAIN3035
      DO 1240 IK=1,18                                                   MAIN3040
      CUM5(IK)=CUM5(IK)*100./ITOT6                                      MAIN3045
 1240 CUM6(IK)=CUM6(IK)*100./ITOT8                                      MAIN3050
C***WRITE TITLES AND CALL PLOT2 (CUMULATIVE BOILER & PLANT DATA)        MAIN3055
      WRITE (3,ITIT)                                                    MAIN3060
      WRITE (3,TITLE)                                                   MAIN3065
      WRITE (3,1250)                                                    MAIN3070
 1250 FORMAT (53X,'FUEL SULFUR CONTENTS')                               MAIN3075
      DMAX=100.                                                         MAIN3080
      IND=0                                                             MAIN3085
      CALL PLOT2(CUM5,CUM6,IND,IISIDE,JJSIDE,TOTT6,TOTT8,DMAX)          MAIN3090
      WRITE (3,1220) ITOT6,ITOT8                                        MAIN3095
C***WRITE TITLES AND CALL PLOT2 AGAIN (DENSITY DATA, BOILERS & PLANTS)  MAIN3100
      WRITE (3,ITIT)                                                    MAIN3105
      WRITE (3,TITLE)                                                   MAIN3110
      WRITE (3,1530)                                                    MAIN3115
      DMAX=AMAX1(CUM5(1),CUM6(1))                                       MAIN3120
      DO 1260 IK=1,17                                                   MAIN3125
      I=19-IK                                                           MAIN3130
      CUM5(I)=CUM5(I)-CUM5(I-1)                                         MAIN3135
      CUM6(I)=CUM6(I)-CUM6(I-1)                                         MAIN3140
 1260 DMAX=AMAX1(DMAX,CUM5(I),CUM6(I))                                  MAIN3145
      CALL PLOT2(CUM5,CUM6,IND,KKSIDE,LLSIDE,TOTT6,TOTT8,DMAX)          MAIN3150
 1270 IF ((ITOT6.EQ.0.).OR.(ITOT8.EQ.0.)) WRITE (3,1280)                MAIN3155
 1280 FORMAT (1H0,//,' GRAPHIC DISPLAY OF DATA IS NOT GIVEN FOR THIS TYPMAIN3160
     1E OF FUEL. SEE ASSOCIATED TABLES AND THE FOLLOWING 2 LINES FOR FURMAIN3165
     1THER INFORMATION',//)                                             MAIN3170
      WRITE (3,1220) ITOT6,ITOT8                                        MAIN3175
      IND=0                                                             MAIN3180
C***WRITE TITLES AND PRINT TABLE FOR BOILERS, CAP'Y BY CAP'Y AND L.F.   MAIN3185
      WRITE (3,ITIT)                                                    MAIN3190
      WRITE (3,1290)                                                    MAIN3195
 1290 FORMAT (1H ,36X,'BOILER CAPACITY BY BOILER FUEL SULFUR CONTENT ANDMAIN3200
     1 CAPACITY')                                                       MAIN3205
      WRITE (3,TITLE)                                                   MAIN3210
      WRITE (3,990)                                                     MAIN3215
      WRITE (3,1440)                                                    MAIN3220
      WRITE (3,1450)                                                    MAIN3225
      WRITE (3,890)                                                     MAIN3230
      WRITE (3,900)                                                     MAIN3235
      DO 1300 LK=2,30                                                   MAIN3240
 1300 LCAP(LK)=LCAP(LK)-1                                               MAIN3245
      WRITE (3,1310) (BENTY(1,II),II=1,9)                               MAIN3250
 1310 FORMAT (1H0,' EQUAL     0',4X,9(1X,F10.0))                       MAIN3255
      NUM=1                                                             MAIN3260
      DO 1330 I=2,30                                                    MAIN3265
      WRITE (3,1370) LCAP(I-1),LCAP(I)                                  MAIN3270
      WRITE (3,1320) (BENTY(I,II),II=1,9)                               MAIN3275
```

```
 1320 FORMAT (1H+,16X,9(1X,F10.0))                                      MAIN3280
      LCAP(I)=LCAP(I)+1                                                 MAIN3285
      IF (I/5.LT.NUM) GO TO 1330                                        MAIN3290
      NUM=NUM+1                                                         MAIN3295
      WRITE (3,990)                                                     MAIN3300
 1330 CONTINUE                                                          MAIN3305
      WRITE (3,990)                                                     MAIN3310
      WRITE (3,1340) (COLTT(IK),IK=1,9)                                 MAIN3315
 1340 FORMAT (1H0,'COLUMN TOTALS',3X,9(1X,F10.0))                       MAIN3320
      WRITE (3,1350) (CUMCL(IK),IK=1,9)                                 MAIN3325
 1350 FORMAT (1H ,'CUMUL. TOTALS',3X,9(1X,F10.0))                       MAIN3330
C***PRINT SECOND HALF OF TABLE-BOILER CAP'Y BY CAP'Y & LOAD FACTOR RANGEMAIN3335
      WRITE (3,ITIT)                                                    MAIN3340
      WRITE (3,1290)                                                    MAIN3345
      WRITE (3,TITLE)                                                   MAIN3350
      WRITE (3,990)                                                     MAIN3355
      WRITE (3,1440)                                                    MAIN3360
      WRITE (3,1450)                                                    MAIN3365
      WRITE (3,890)                                                     MAIN3370
      WRITE (3,1030)                                                    MAIN3375
      WRITE (3,1310) (BENTY(1,II),II=10,18)                             MAIN3380
      NUM=1                                                             MAIN3385
      DO 1360 I=2,30                                                    MAIN3390
 1360 LCAP(I)=LCAP(I)-1                                                 MAIN3395
      DO 1380 J=2,30                                                    MAIN3400
      WRITE (3,1370) LCAP(J-1),LCAP(J)                                  MAIN3405
 1370 FORMAT (1H ,I5,'-',I6)                                            MAIN3410
      LCAP(J)=LCAP(J)+1                                                 MAIN3415
      WRITE (3,1320) (BENTY(J,II),II=10,18)                             MAIN3420
      IF (J/5.LT.NUM) GO TO 1380                                        MAIN3425
      NUM=NUM+1                                                         MAIN3430
      WRITE (3,990)                                                     MAIN3435
 1380 CONTINUE                                                          MAIN3440
      WRITE (3,990)                                                     MAIN3445
      WRITE (3,1340) (COLTT(IK),IK=10,18)                               MAIN3450
      WRITE (3,1350) (CUMCL(IK),IK=10,18)                               MAIN3455
      DO 1390 IK=1,17                                                   MAIN3460
      COLTT(IK)=0                                                       MAIN3465
      CUMCL(IK)=0                                                       MAIN3470
      DO 1390 IJ=1,34                                                   MAIN3475
      COLTT(IK)=COLTT(IK)+PENTY(IJ,IK)                                  MAIN3480
 1390 CONTINUE                                                          MAIN3485
      COLTT(18)=PENTY(34,18)                                            MAIN3490
      CUMCL(1)=COLTT(1)                                                 MAIN3495
      DO 1400 IK=2,16                                                   MAIN3500
      CUMCL(IK)=COLTT(IK)+CUMCL(IK-1)                                   MAIN3505
 1400 CONTINUE                                                          MAIN3510
      CUMCL(17)=COLTT(17)                                               MAIN3515
      CUMCL(18)=COLTT(18)                                               MAIN3520
      TOT4=CUMCL(18)                                                    MAIN3525
C***WRITE TITLES AND PRINT TABLE FOR PLANTS, CAP'Y BY CAP'Y AND L.F.    MAIN3530
      WRITE (3,ITIT)                                                    MAIN3535
      WRITE (3,1410)                                                    MAIN3540
 1410 FORMAT (1H ,37X,'PLANT CAPACITY BY PLANT FUEL SULFUR CONTENT AND CMAIN3545
     1APACITY')                                                         MAIN3550
      WRITE (3,TITLE)                                                   MAIN3555
      WRITE (3,990)                                                     MAIN3560
      WRITE (3,1440)                                                    MAIN3565
      WRITE (3,1450)                                                    MAIN3570
      WRITE (3,1090)                                                    MAIN3575
      WRITE (3,900)                                                     MAIN3580
      WRITE (3,1310) (PENTY(1,II),II=1,9)                               MAIN3585
      DO 1420 J=2,34                                                    MAIN3590
 1420 LP(J)=LP(J)-1                                                     MAIN3595
      NUM=1                                                             MAIN3600
      DO 1430 I=2,34                                                    MAIN3605
```

```
      WRITE (3,1370) LP(I-1),LP(I)                                      MAIN3610
      WRITE (3,1320) (PENTY(I,II),II=1,9)                               MAIN3615
      LP(I)=LP(I)+1                                                     MAIN3620
      IF (I/5.LT.NUM) GO TO 1430                                        MAIN3625
      NUM=NUM+1                                                         MAIN3630
      WRITE (3,990)                                                     MAIN3635
 1430 CONTINUE                                                          MAIN3640
      WRITE (3,1340) (COLTT(IK),IK=1,9)                                 MAIN3645
      WRITE (3,1350) (CUMCL(IK),IK=1,9)                                 MAIN3650
C***WRITE TITLES AND PRINT SECOND HALF OF PLANT CAP'Y BY CAP'Y & L.F.   MAIN3655
      WRITE (3,ITIT)                                                    MAIN3660
      WRITE (3,1410)                                                    MAIN3665
      WRITE (3,TITLE)                                                   MAIN3670
      WRITE (3,990)                                                     MAIN3675
      WRITE (3,1440)                                                    MAIN3680
 1440 FORMAT (1H ,49X,'TABLE ENTRIES ARE TOTAL CAPACITY')               MAIN3685
      WRITE (3,1450)                                                    MAIN3690
 1450 FORMAT (1H ,42X,'WITHIN CAPACITY AND FUEL SULFUR CONTENT RANGES') MAIN3695
      WRITE (3,1090)                                                    MAIN3700
      WRITE (3,1030)                                                    MAIN3705
      WRITE (3,1310) (PENTY(1,II),II=10,18)                             MAIN3710
      NUM=1                                                             MAIN3715
      DO 1460 I=2,34                                                    MAIN3720
 1460 LP(I)=LP(I)-1                                                     MAIN3725
      DO 1470 J=2,34                                                    MAIN3730
      WRITE (3,1370) LP(J-1),LP(J)                                      MAIN3735
      LP(J)=LP(J)+1                                                     MAIN3740
      WRITE (3,1320) (PENTY(J,II),II=10,18)                             MAIN3745
      IF (J/5.LT.NUM) GO TO 1470                                        MAIN3750
      NUM=NUM+1                                                         MAIN3755
      WRITE (3,990)                                                     MAIN3760
 1470 CONTINUE                                                          MAIN3765
      WRITE (3,990)                                                     MAIN3770
      WRITE (3,1340) (COLTT(IK),IK=10,18)                               MAIN3775
      WRITE (3,1350) (CUMCL(IK),IK=10,18)                               MAIN3780
C***WRITE TITLES AND CALL PLOT1(BOILER AND PLANT CUMULATIVE CAP'Y DATA) MAIN3785
      WRITE (3,ITIT)                                                    MAIN3790
      WRITE (3,TITLE)                                                   MAIN3795
      WRITE (3,1480)                                                    MAIN3800
 1480 FORMAT (48X,'BOILER AND PLANT SIZE DISTRIBUTIONS',//,'     X--INDIMAIN3805
     1VIDUAL BOILERS',/,'     *--PLANTS')                              MAIN3810
      IF ((TOT2.EQ.0.).OR.(TOT4.EQ.0.)) GO TO 1550                      MAIN3815
      DO 1490 IK=1,30                                                   MAIN3820
      CUM3(IK)=CUM3(IK)*100./TOT4                                       MAIN3825
 1490 CUM4(IK)=CUM4(IK)*100./TOT2                                       MAIN3830
      CALL PLOT1(CUM4,CUM3,IND,TOT2,TOT4)                               MAIN3835
      WRITE (IPRINT,1520) TOT2,TOT4                                     MAIN3840
C***WRITE TITLES AND CALL PLOT2 (CUMUL. DATA, CAP'Y BY CAP'Y & L.F.)    MAIN3845
      WRITE (3,ITIT)                                                    MAIN3850
      WRITE (3,TITLE)                                                   MAIN3855
      WRITE (3,1250)                                                    MAIN3860
      DMAX=100.                                                         MAIN3865
      DO 1500 IK=1,18                                                   MAIN3870
      CUM1(IK)=CUMCL(IK)+CUM1(IK)                                       MAIN3875
 1500 CUM2(IK)=CUMCL(IK)                                                MAIN3880
      TOT4=CUM2(16)                                                     MAIN3885
      DO 1510 IK=1,18                                                   MAIN3890
      CUM1(IK)=CUM1(IK)*100./TOT2                                       MAIN3895
 1510 CUM2(IK)=CUM2(IK)*100./TOT4                                       MAIN3900
      CALL PLOT2(CUM1,CUM2,IND,ISIDE,JSIDE,TOT2,TOT4,DMAX)              MAIN3905
      WRITE (IPRINT,1520) TOT2,TOT4                                     MAIN3910
 1520 FORMAT ('  BOILER CAPACITIES (ALL DATA) =',F10.0,/,'  PLANT CAPACIMAIN3915
     1TIES (ALL DATA) =',F11.0)                                         MAIN3920
C***WRITE TITLES AND CALL PLOT2(DENSITY DATA, CAP'Y BY CAP'Y & FSC      MAIN3925
      WRITE (3,ITIT)                                                    MAIN3930
      WRITE (3,TITLE)                                                   MAIN3935
```

```
      WRITE (3,1530)                                                    MAIN3940
 1530 FORMAT (51X,'FUEL SULFUR CONTENT DENSITIES')                      MAIN3945
      DMAX=AMAX1(CUM1(1),CUM2(1))                                       MAIN3950
      DO 1540 IK=1,17                                                   MAIN3955
      I=19-IK                                                           MAIN3960
      CUM1(I)=CUM1(I)-CUM1(I-1)                                         MAIN3965
      CUM2(I)=CUM2(I)-CUM2(I-1)                                         MAIN3970
 1540 DMAX=AMAX1(DMAX,CUM1(I),CUM2(I))                                  MAIN3975
      CALL PLOT2(CUM1,CUM2,IND,KSIDE,LSIDE,TOT2,TOT4,DMAX)              MAIN3980
 1550 IF ((TOT2.EQ.0.).OR.(TOT4.EQ.0.)) WRITE (3,1280)                  MAIN3985
      WRITE (IPRINT,1520) TOT2,TOT4                                     MAIN3990
      GO TO 30                                                          MAIN3995
 1560 CALL EXIT                                                         MAIN4000
      END                                                               MAIN4005
```

```
      SUBROUTINE PLOT1(DATA,CATA,IND,TOT2,TOT4)
      DIMENSION IGR(41,30)
      DIMENSION DATA(30),CATA(30),SCALE(11)
      DATA IBLANK/'    '/,IX/'   X'/,ISTAR/'   *'/
      IF (IND)  20,10,20
C
C   ON FIRST CALL, INITIALIZE VALUES.
C
   10 IND=999
      DMAX=100.
      SCALE(1)=0.
C
C   START BY BLANKING IGR.
C
   20 DO 30 J=1,30
      DO 30 I=1,41
   30 IGR(I,J)=IBLANK
C
C   PRINT GRAPH TOP
C
      PRINT 40
   40 FORMAT (55X,'CAPACITY RANGES, MBTU/HR'//)
      PRINT 50
   50 FORMAT (5X,124H       2.2     4.6     10.0     21.5     46.4      100
     1    215     464    1000    2150    4640    10000   21500   46400
     1100000 )
      PRINT 60
   60 FORMAT (5X,124H   1.5  |  3.2  |  6.8  |  14.7 |  31.6 |  68.1 |
     1147  |  316  |  681  | 1470  | 3160  | 6810  | 14700 | 31600 | 681
     100 |   )
      PRINT 70
   70 FORMAT (5X,122HI---|---|---|---|---|---|---|---|---|---|---|---|--
     1-|---|---|---|---|---|---|---|---|---|---|---|---|---|---|---|
     1---|I)
C
C   DETERMINE VERTICAL SCALE FACTORS.
C
      DO 80 I=2,11
      SCALE(I)=DMAX/10.*FLOAT(I-1)
   80 CONTINUE
C
C   SET UP PRINT GRID IGR.
      DMAXX=DMAX/40.
C
      DO 140 I=1,30
      X1=DATA(I)
      X2=CATA(I)
      IF (X2-DMAXX)  100,100,90
   90 IDX=X2/DMAX*40.+1.
      IGR(IDX,I)=ISTAR
      GO TO 110
  100 IGR(1,I)=ISTAR
  110 IF (X2-DMAXX)  130,130,120
  120 IDX2=X1/DMAX*40.+1.
      IGR(IDX2,I)=IX
      GO TO 140
  130 IGR(1,I)=IX
  140 CONTINUE
C
C   PRINT GRAPH.
```

```
C                                                                       PLT1 310
      DO 180 I=1,10                                                     PLT1 315
      J=12-I                                                            PLT1 320
      K=(J-1)*4+1                                                       PLT1 325
      PRINT 150,SCALE(J),(IGR(K,L),L=1,30),SCALE(J)                     PLT1 330
  150 FORMAT (F5.0,1H-,30A4,1H-,F5.0)                                   PLT1 335
      DO 160 M=1,3                                                      PLT1 340
      K=K-1                                                             PLT1 345
  160 PRINT 170,(IGR(K,L),L=1,30)                                       PLT1 350
  170 FORMAT (5X,'I',30A4,'I')                                          PLT1 355
  180 CONTINUE                                                          PLT1 360
      PRINT 150,SCALE(1),(IGR(1,L),L=1,30),SCALE(1)                     PLT1 365
      PRINT 70                                                          PLT1 370
      PRINT 60                                                          PLT1 375
      PRINT 50                                                          PLT1 380
      PRINT 40                                                          PLT1 385
      RETURN                                                            PLT1 390
      END                                                               PLT1 395
```

```
      SUBROUTINE PLOT2(DATA,CORAQ,IND,ISIDE,JSIDE,TOT2,TOT4,DMAX)
      DIMENSION IGR(21,36)
      DIMENSION DATA(36),SCALE(11),CORAQ(36),ISIDE(3,21),JSIDE(3,21)
      DIMENSION SCH(16)
      DATA SCH/0.,0.,.2,.3,.4,.6,.8,1.,1.2,1.5,2.0,2.5,3.0,3.5,4.0,5.0/
      DATA ISPACE/'    '/,ISPASK/'   *'/,ISPACX/'   X'/
      IF (IND)  20,10,20
C
C   ON FIRST CALL, INITIALIZE VALUES.
C
   10 IND=999
      IPRINT=3
      ISTAR=ISPASK
      IBLANK=ISPACE
      IX=ISPACX
      SCALE(1)=0.
C
C   START BY BLANKING IGR.
C
   20 DO 30 I=1,21
      DO 30 J=1,36
   30 IGR(I,J)=IBLANK
C
C   DETERMINE VERTICAL SCALE FACTORS.
C
      DMAX1=DMAX/20.
      DO 40 I=2,11
      SCALE(I)=DMAX/10.*FLOAT(I-1)
   40 CONTINUE
C
C   SET UP PRINT GRID IGR.
C
      DO 60 I=1,16
      X2=DATA(I)
      IDX2=X2*20./DMAX+1.
      IF (X2.LE.DMAX1)IDX2=1
      IGR(IDX2,I)=ISTAR
   60 CONTINUE
C
C   PRINT GRAPH.
C
      WRITE (IPRINT,70)
   70 FORMAT (33X,66HI---|---|---|---|---|---|---|---|---|---|---|---|
     1-|---|---|---|I)
      DO 100 I=1,10
      J=12-I
      K=J+J-1
      WRITE (IPRINT,80) (ISIDE(L,K),L=1,3),SCALE(J),(IGR(K,L),L=1,16),SC
     1ALE(J),(ISIDE(L,K),L=1,3)
   80 FORMAT (17X,2A4,A2,F5.1,2H -,16A4,2H- ,F5.1,2X,2A4,A2)
      K=K-1
      WRITE (IPRINT,90) (ISIDE(L,K),L=1,3),(IGR(K,L),L=1,16),(ISIDE(L,K)
     1,L=1,3)
   90 FORMAT (17X,2A4,A2,5X,2H I,16A4,2HI ,7X,2A4,A2)
  100 CONTINUE
      WRITE (IPRINT,80) (ISIDE(L,1),L=1,3),SCALE(1),(IGR(1,I),I=1,16),SC
     1ALE(1),(ISIDE(L,1),L=1,3)
      WRITE (IPRINT,70)
      WRITE (IPRINT,110) (SCH(I),I=1,16),(SCH(I),I=2,16)
  110 FORMAT (35X,15F4.1,'>',F3.1,/,35X,15('-',F3.1),/,55X,'FUEL SULFUR
```

```
     1CONTENT' ,//)                                                     PLT2 310
      WRITE (IPRINT,70)                                                 PLT2 315
      DO 120 I=1,21                                                     PLT2 320
      DO 120 J=1,16                                                     PLT2 325
  120 IGR(I,J)=IBLANK                                                   PLT2 330
      DO 130 I=1,16                                                     PLT2 335
      X1=CORAQ(I)                                                       PLT2 340
      IDX=X1/DMAX*20.+1.                                                PLT2 345
      IF (X1.LE.DMAX1) IDX=1                                            PLT2 350
      IGR(IDX,I)=IX                                                     PLT2 355
  130 CONTINUE                                                          PLT2 360
      DO 140 I=1,10                                                     PLT2 365
      J=12-I                                                            PLT2 370
      K=J+J-1                                                           PLT2 375
      WRITE (IPRINT,80) (JSIDE(L,K),L=1,3),SCALE(J),(IGR(K,L),L=1,16),SCPLT2 380
     1ALE(J),(JSIDE(L,K),I=1,3)                                         PLT2 385
      K=K-1                                                             PLT2 390
      WRITE (IPRINT,90) (JSIDE(L,K),L=1,3),(IGR(K,L),L=1,16),(JSIDE(L,K)PLT2 395
     1,L=1,3)                                                           PLT2 400
  140 CONTINUE                                                          PLT2 405
      WRITE (IPRINT,80) (JSIDE(L,1),L=1,3),SCALE(1),(IGR(1,I),I=1,16),SCPLT2 410
     1ALE(1),(JSIDE(L,1),L=1,3)                                         PLT2 415
      WRITE (IPRINT,70)                                                 PLT2 420
      WRITE (IPRINT,110) (SCH(I),I=1,16),(SCH(I),I=2,16)                PLT2 425
      RETURN                                                            PLT2 430
      END                                                               PLT2 435
```

```
C     SUBPROGRAM FOR BOILER POPULATION DATA ANALYSIS                    MAIN  10
C     DATA EITHER HAS BEEN ORDERED OR IS ASSUMED TO BE IN ORDER         MAIN  15
      INTEGER TOT5,TOT6,TOT7,TOT8                                       MAIN  20
      REAL LDFACT,MAXBTU,IBENTY,IPENTY,ICOLTT,ICUMCL                    MAIN  25
      INTEGER TOTT6,TOTT8                                               MAIN  30
      DIMENSION BLF(15)                                                 MAIN  35
      DIMENSION ISIDE(3,21),JSIDE(3,21),KSIDE(3,21),LSIDE(3,21),CUM1(36)MAIN  40
     1,CUM2(36),CUM5(36),CUM6(36),CUM7(30),CUM8(30)                     MAIN  45
      DIMENSION CUM3(30),CUM4(30),IISIDE(3,21),JJSIDE(3,21),KKSIDE(3,21)MAIN  50
     1,LLSIDE(3,21)                                                     MAIN  55
      DIMENSION IR(12,13),IAR(12),FACT(12)                              MAIN  60
      DIMENSION LABEL(11,13),TITLE(11),TOTBTU(60),ITIT(18),ITIT1(18,2)  MAIN  65
      DIMENSION ALFUEL(11),ALCOAL(11),RESOIL(11),DISOIL(11),ALLOIL(11),NMAIN  70
     1ATGAS(11),PROGAS(11),LPGGAS(11),ALLGAS(11),COKE(11),OTHER(11),BAGGMAIN  75
     1AS(11),MULTFL(11)                                                 MAIN  80
      REAL*4 LABEL,TITLE,LPGGAS,NATGAS,MULTFL                           MAIN  85
      COMMON LCAP(30),MAXBTU(60),ACTBTU(60,3),LDFACT(3),BLDFAC(60),IBENTMAIN  90
     1Y(30,18),CUMCL(18),COLTT(18),LP(35),IPENTY(35,18),MKAP(35),IDAT(6,MAIN  95
     1600),DAT(15,5),KBOIL(18),ICOLTT(18),ICUMCL(18),B(30),IP(35),LPLANTMAIN 100
     1(18),BENTY(30,18),PENTY(35,18)                                    MAIN 105
      EQUIVALENCE (LABEL(1),ALFUEL(1)),(LABEL(12),ALCOAL(1)),(LABEL(23),MAIN 110
     1RESOIL(1)),(LABEL(34),DISOIL(1)),(LABEL(45),ALLOIL(1)),(LABEL(56),MAIN 115
     1NATGAS(1)),(LABEL(67),PROGAS(1)),(LABEL(78),COKE(1)),(LABEL(89),OTMAIN 120
     1HER(1)),(LABEL(100),LPGGAS(1)),(LABEL(111),ALLGAS(1)),(LABEL(122),MAIN 125
     1BAGGAS(1)),(LABEL(133),MULTFL(1))                                 MAIN 130
      DATA ITIT1/'(1H1',',36X',',''BO','ILER',' POP','ULAT','ION ','DATAMAIN 135
     1',' - C','OMME','RCIA','L-IN','STIT','UTIO','NAL ','BOIL','ERS''',MAIN 140
     1')   ','(1H1',',46X',',''BO','ILER',' POP','ULAT','ION ','DATA',' MAIN 145
     1- I','NDUS','TRIA','L BO','ILER','S'') ',4*'    '/                MAIN 150
      DATA FACT/.01,.01,.01,.0394,.03525,.0205,.0359,.01,.01,.0227,.01,.MAIN 155
     101/                                                               MAIN 160
      DATA BLF/0.,.2,.3,.4,.6,.8,1.0,1.2,1.5,2.0,2.5,3.0,3.5,4.0,5.0/   MAIN 165
      DATA IR/15*1,12*0,1,12*0,1,10*0,1,1,12*0,1,12*0,1,12*0,1,12*0,1,0,MAIN 170
     10,1,9*0,1,7*0,1,1,0,0,1,12*0,1,0,12*1/                            MAIN 175
      DATA ALFUEL/'(1H ',',52X',',''AL','L BO','ILER','S AN','D AL','L FMAIN 180
     1U','ELS ','    ','  '')'/                                         MAIN 185
      DATA ALCOAL/'(53X',',''AL','L CO','AL-F','IRED',' BOI','LERS','   MAIN 190
     1 ','    ','    ','  '')'/                                         MAIN 195
      DATA RESOIL/'(52X',',''RE','SIDU','AL O','IL-F','IRED',' BOI','LERMAIN 200
     1S','    ','    ','  '')'/                                         MAIN 205
      DATA DISOIL/'(51X',',''DI','STIL','LATE',' OIL','-FIR','ED B','OILMAIN 210
     1E','RS  ','    ','  '')'/                                         MAIN 215
      DATA ALLOIL/'(54X',',''AL','L OI','L-FI','RED ','BOIL','ERS ','   MAIN 220
     1 ','    ','    ','  '')'/                                         MAIN 225
      DATA NATGAS/'(52X',',''NA','TURA','L GA','S-FI','RED ','BOIL','ERSMAIN 230
     1 ','    ','    ','  '')'/                                         MAIN 235
      DATA PROGAS/'(52X',',''PR','OCES','S GA','S-FI','RED ','BOIL','ERSMAIN 240
     1 ','    ','    ','  '')'/                                         MAIN 245
      DATA LPGGAS/'(48X',',''LI','QUID',' PET','ROLE','UM G','AS-F','IREMAIN 250
     1D',' BOI','LERS','  '')'/                                         MAIN 255
      DATA ALLGAS/'(54X',',''AL','L GA','S-FI','RED ','BOIL','ERS ','   MAIN 260
     1 ','    ','    ','  '')'/                                         MAIN 265
      DATA COKE/'(53X',',''AL','L CO','KE-F','IRED',' BOI','LERS','    'MAIN 270
     1,'    ','    ','  '')'/                                           MAIN 275
      DATA BAGGAS/'(52X',',''AL','L BA','GGAS','E-FI','RED ','BOIL','ERSMAIN 280
     1 ','    ','    ','  '')'/                                         MAIN 285
      DATA OTHER/'(49X',',''AL','L WO','OD A','ND O','THER','-FIR','ED BMAIN 290
     1','OILE','RS  ','  '')'/                                          MAIN 295
      DATA MULTFL/'(49X',',''MU','LTIP','LE F','UEL-','FIRE','D BO','ILEMAIN 300
     1R','S ON','LY  ','  '')'/                                         MAIN 305
```

```
      DATA CUM3/30*0./,CUM4/30*0./,CUM7/30*0./,CUM8/30*0./,CUM5/36*0./,CMAIN 310
     1UM6/36*0./                                                        MAIN 315
      DATA ISIDE/27*'    ','PERC','ENT ','    ','CUMU','LATI','VE  ','CAMAIN 320
     1PA','CITI','ES  ','BOIL','ER  ','    ',24*'    '/                 MAIN 325
      DATA JSIDE/27*'    ','PERC','ENT ','    ','CUMU','LATI','VE  ','CAMAIN 330
     1PA','CITI','ES  ','PLAN','T   ','    ',24*'    '/                 MAIN 335
      DATA KSIDE/27*'    ','PERC','ENT ','    ','CAPA','CITI','ES, ','BOMAIN 340
     1IL','ER  ',28*'    '/                                             MAIN 345
      DATA LSIDE/27*'    ','PERC','ENT ','    ','CAPA','CITI','ES, ','PLMAIN 350
     1AN','T   ',28*'    '/                                             MAIN 355
      DATA IISIDE/27*'    ','PERC','ENT ','    ','CUMU','LATI','VE  ','BMAIN 360
     1OIL','ERS ','    ','NUMB','ER O','F   ',24*'    '/                MAIN 365
      DATA JJSIDE/27*'    ','PERC','ENT ','    ','CUMU','LATI','VE  ','PMAIN 370
     1LAN','TS  ','    ','NUMB','ER O','F   ',24*'    '/                MAIN 375
      DATA KKSIDE/27*'    ','PERC','ENT ','    ','BOIL','ERS ','    ','NMAIN 380
     1UMB','ER O','F   ',27*'    '/                                     MAIN 385
      DATA LLSIDE/27*'    ','PERC','ENT ','    ','PLAN','TS  ','    ','NMAIN 390
     1UMB','ER O','F   ',27*'    '/                                     MAIN 395
      CALL PEREAD                                                       MAIN 400
      IND=0                                                             MAIN 405
      IPRINT=3                                                          MAIN 410
      IX1=1                                                             MAIN 415
      IX2=1                                                             MAIN 420
      ITAPE=8                                                           MAIN 425
      READ (1,20) ILAST,ITITL                                           MAIN 430
      DO 10 LL=1,18                                                     MAIN 435
   10 ITIT(LL)=ITIT1(LL,ITITL)                                          MAIN 440
   20 FORMAT (2I5)                                                      MAIN 445
   30 READ (1,20, END=1690) IRTYP,IRUN                                  MAIN 450
      DO 40 LL=1,11                                                     MAIN 455
   40 TITLE(LL)=LABEL(LL,IRTYP)                                         MAIN 460
      PLTCAP=0.                                                         MAIN 465
      PLDFAC=0.                                                         MAIN 470
      DO 50 KP=1,30                                                     MAIN 475
      B(KP)=0.0                                                         MAIN 480
      CUM3(KP)=0.                                                       MAIN 485
      CUM4(KP)=0.                                                       MAIN 490
      CUM7(KP)=0.                                                       MAIN 495
      CUM8(KP)=0.                                                       MAIN 500
      DO 50 LF=1,18                                                     MAIN 505
      LPLANT(LF)=0                                                      MAIN 510
      KBOIL(LF)=0                                                       MAIN 515
      IBENTY(KP,LF)=0                                                   MAIN 520
      BENTY(KP,LF)=0                                                    MAIN 525
   50 CONTINUE                                                          MAIN 530
      CUM1(1)=0.                                                        MAIN 535
      CUM2(1)=0.                                                        MAIN 540
      CUM5(1)=0.                                                        MAIN 545
      CUM6(1)=0.                                                        MAIN 550
      DO 60 KM=1,35                                                     MAIN 555
      MKAP(KM)=0                                                        MAIN 560
      CUM1(KM+1)=0.                                                     MAIN 565
      CUM2(KM+1)=0.                                                     MAIN 570
      CUM5(KM+1)=0.                                                     MAIN 575
      CUM6(KM+1)=0.                                                     MAIN 580
      DO 60 LF=1,18                                                     MAIN 585
      IPENTY(KM,LF)=0                                                   MAIN 590
      PENTY(KM,LF)=0                                                    MAIN 595
   60 CONTINUE                                                          MAIN 600
      DO 70 K=1,60                                                      MAIN 605
      MAXBTU(K)=0.0                                                     MAIN 610
      TOTBTU(K)=0.0                                                     MAIN 615
      DO 70 J=1,3                                                       MAIN 620
      ACTBTU(K,J)=0.0                                                   MAIN 625
      LDFACT(J)=0.0                                                     MAIN 630
   70 CONTINUE                                                          MAIN 635
```

```
      JRTYP=IRTYP                                                       MAIN 640
      IF (JRTYP.GE.13)JRTYP=1                                           MAIN 645
      DO 80 I=1,12                                                      MAIN 650
   80 IAR(I)=IR(JRTYP,I)                                                MAIN 655
      JFUEL=0                                                           MAIN 660
      M=0                                                               MAIN 665
      N=0                                                               MAIN 670
      J=0                                                               MAIN 675
      K=0                                                               MAIN 680
      L=0                                                               MAIN 685
      IBOIL=0                                                           MAIN 690
      KK=0                                                              MAIN 695
      KN=0                                                              MAIN 700
      JJ=0                                                              MAIN 705
      LCAP(1)=0                                                         MAIN 710
      DO 90 KP=2,11                                                     MAIN 715
      LCAP(KP)=LCAP(KP-1)+10                                            MAIN 720
   90 CONTINUE                                                          MAIN 725
      DO 100 KP=12,20                                                   MAIN 730
      LCAP(KP)=LCAP(KP-1)+100                                           MAIN 735
  100 CONTINUE                                                          MAIN 740
      DO 110 KP=21,29                                                   MAIN 745
      LCAP(KP)=LCAP(KP-1)+1000                                          MAIN 750
  110 CONTINUE                                                          MAIN 755
      LCAP(30)=100000                                                   MAIN 760
      DO 120 KM=1,29                                                    MAIN 765
      LP(KM)=LCAP(KM)                                                   MAIN 770
  120 CONTINUE                                                          MAIN 775
      DO 130 KM=30,33                                                   MAIN 780
      LP(KM)=LP(KM-1)+10000                                             MAIN 785
  130 CONTINUE                                                          MAIN 790
      LP(34)=100000                                                     MAIN 795
      IF (IRUN.NE.1) GO TO 140                                          MAIN 800
      WRITE (3,ITIT)                                                    MAIN 805
      WRITE (3,TITLE)                                                   MAIN 810
      WRITE (3,1140)                                                    MAIN 815
      WRITE (3,1140)                                                    MAIN 820
  140 N=N+1                                                             MAIN 825
      READ (ITAPE,150, END=330, ERR=420) (IDAT(I,N),I=1,6),ICARD        MAIN 830
  150 FORMAT (I9,I4,4I2,58X,I1)                                         MAIN 835
      IF (ICARD.NE.1) GO TO 190                                         MAIN 840
C *** READ PLANT NAME, OWNER, PERSON TO CONTACT, AND ICARD              MAIN 845
      READ (99,170) (IDAT(I,N),I=1,6),(DAT(I,N),I=1,15),ICARD           MAIN 850
  170 FORMAT (I9,I4,4I2,14A4,A2,I1)                                     MAIN 855
      M=M+1                                                             MAIN 860
C *** WRITE PLANT NAME,PERSON TO CONTACT, OWNER, AND ICARD              MAIN 865
      IF (IRUN.EQ.1) WRITE (3,180) (IDAT(I,N),I=1,6),(DAT(I,N),I=1,15),IMAIN 870
     1CARD                                                              MAIN 875
  180 FORMAT (1H0,I9,I4,4I2,2X,10A4,2X,4A4,2X,A2,I1)                    MAIN 880
      JJ=1                                                              MAIN 885
      GO TO 360                                                         MAIN 890
  190 IF (ICARD.NE.2) GO TO 210                                         MAIN 895
      M=M+1                                                             MAIN 900
      WRITE (3,200) (IDAT(I,N),I=1,4)                                   MAIN 905
  200 FORMAT (1H0,'NO PLANT SOURCE RECORD FOR STACK = ',I9,I4,2I2)      MAIN 910
      JJ=2                                                              MAIN 915
      GO TO 360                                                         MAIN 920
  210 IF (ICARD.NE.3) GO TO 240                                         MAIN 925
      M=M+1                                                             MAIN 930
      K=K+1                                                             MAIN 935
      READ (99,220) JBOIL,IYR,MAXBTU(K)                                 MAIN 940
  220 FORMAT (13X,2I2,F5.0)                                             MAIN 945
      WRITE (3,230) (IDAT(I,N),I=1,2),IYR,JBOIL                         MAIN 950
  230 FORMAT (1H0,'NO PLANT SOURCE NOR STACK RECORD FOR MAX DESIGN RECORMAIN 955
     1D   BOILER = ',I9,I4,2I2)                                         MAIN 960
      MBOIL=JBOIL                                                       MAIN 965
```

```
      JJ=3                                                              MAIN 970
      IF (MAXBTU(K).EQ.0.) GO TO 540                                    MAIN 975
      IF (MAXBTU(K).EQ.1.0)KK=1                                         MAIN 980
      GO TO 560                                                         MAIN 985
  240 IF (ICARD.NE.4) GO TO 250                                         MAIN 990
  250 IF (ICARD.NE.5) GO TO 280                                         MAIN 995
      READ (99,260) LBOIL,IYR                                           MAIN1000
  260 FORMAT (13X,I2,I2)                                                MAIN1005
      WRITE (3,270) (IDAT(I,N),I=1,2),LBOIL,IYR                         MAIN1010
  270 FORMAT (1H0,'NO PLANT,STACK,OR MAX DESIGN RECORDS FOR BOILER WITH MAIN1015
     1 ID NUMBER = ',I4,I9,2I2,1H ,'MAXBTU SET = 1.0 IF ACTUAL BTU DATA MAIN1020
     1 IS AVAILABLE IN RECORD 6. "EXTRANEOUS DATA" EPROR GIVEN IF NO RECMAIN1025
     1ORD IS PRESENT')                                                  MAIN1030
      GO TO 140                                                         MAIN1035
  280 IF (ICARD.NE.6) GO TO 310                                         MAIN1040
      M=M+1                                                             MAIN1045
      K=K+1                                                             MAIN1050
      J=J+1                                                             MAIN1055
      READ (99,290) KBOIL6,IYR,IFUEL,RATE,SULF,HEAT                     MAIN1060
  290 FORMAT (13X,2I2,3X,I3,2X,F7.0,7X,F3.2,3X,F5.0)                    MAIN1065
      JBOIL6=KBOIL6                                                     MAIN1070
      WRITE (3,300) (IDAT(I,N),I=1,2),KBOIL6,IYR                        MAIN1075
  300 FORMAT (1H0,'NO PLANT,STACK,OR MAX DESIGN RECORD FOR BOILER =',I9,MAIN1080
     1I4,2I2,'  MAXBTU SET = 1.0 TO PROCESS ACTBTU RECORD')             MAIN1085
      MAXBTU(K)=1.0                                                     MAIN1090
      GO TO 590                                                         MAIN1095
  310 WRITE (3,320) ICARD                                               MAIN1100
  320 FORMAT (1H0,'EXTRANEOUS DATA, CARD NO. =',I3)                     MAIN1105
      GO TO 140                                                         MAIN1110
  330 CONTINUE                                                          MAIN1115
      WRITE (3,350)                                                     MAIN1120
  350 FORMAT (1H0,'NO DATA AVAILABLE')                                  MAIN1125
      GO TO 670                                                         MAIN1130
  360 N=N+1                                                             MAIN1135
      READ (ITAPE,150, END=670, ERR=420) (IDAT(I,N),I=1,6),ICARD        MAIN1140
      IF (ICARD.LE.0) GO TO 420                                         MAIN1145
      GO TO (370,390,410,360,360,440,420,420,420),ICARD                 MAIN1150
  370 IF ((JJ.EQ.6).AND.(JFUEL.EQ.1)) GO TO 690                         MAIN1155
      IF (IBOIL.EQ.1) GO TO 830                                         MAIN1160
  380 M=M+1                                                             MAIN1165
      IF (M.GT.ILAST) GO TO 670                                         MAIN1170
      K=0                                                               MAIN1175
      J=0                                                               MAIN1180
      N=1                                                               MAIN1185
      PLTCAP=0.                                                         MAIN1190
      READ (99,170) (IDAT(I,N),I=1,6),(DAT(I,N),I=1,15),ICARD           MAIN1195
      IF (IRJN.EQ.1) WRITE (3,180) (IDAT(I,N),I=1,6),(DAT(I,N),I=1,15),IMAIN1200
     1CARD                                                              MAIN1205
      JJ=1                                                              MAIN1210
      GO TO 360                                                         MAIN1215
  390 IF ((JJ.EQ.6).AND.(JFUEL.EQ.1)) GO TO 690                         MAIN1220
  400 CONTINUE                                                          MAIN1225
      JJ=2                                                              MAIN1230
      GO TO 360                                                         MAIN1235
  410 K=K+1                                                             MAIN1240
      READ (99,220) JBOIL,IYR,MAXBTU(K)                                 MAIN1245
      MBOIL=JBOIL                                                       MAIN1250
      JJ=3                                                              MAIN1255
      GO TO 360                                                         MAIN1260
  420 WRITE (3,430) ICARD                                               MAIN1265
  430 FORMAT (1H0,'EXTRANEOUS DATA READ, CARD NO. =',I3)                MAIN1270
      GO TO 360                                                         MAIN1275
  440 IF (IRTYP.LE.12) GO TO 460                                        MAIN1280
      READ (ITAPE,150, END=450) (IDAT(I,N),I=1,6),ICARD                 MAIN1285
      BACKSPACE ITAPE                                                   MAIN1290
      IF ((ICARD.NE.6).AND.(JFUEL.NE.1)) GO TO 360                      MAIN1295
```

```
  450 BACKSPACE ITAPE                                                   MAIN1300
      READ (ITAPE,150)  (IDAT(I,N),I=1,6),ICARD                         MAIN1305
  460 CONTINUE                                                          MAIN1310
      READ (99,290) KBOIL6,IYR,IFUEL,RATE,SULF,HEAT                     MAIN1315
      JJ=6                                                              MAIN1320
      IF (IFUEL.GT.12)IFUEL=12                                          MAIN1325
      IAR(IFUEL)=IR(IFUEL,JRTYP)                                        MAIN1330
      IF (IAR(IFUEL))  360,360,470                                      MAIN1335
  470 J=J+1                                                             MAIN1340
      IF (MAXBTU(K).LE.10000.) GO TO 480                                MAIN1345
      WRITE (7,950) N,(IDAT(I,N-1),I=1,6),K,MAXBTU(K)                   MAIN1350
      GO TO 360                                                         MAIN1355
  480 CONTINUE                                                          MAIN1360
      IF (RATE.NE.0.0) GO TO 500                                        MAIN1365
      IF (IRUN.EQ.1) WRITE (3,490) (IDAT(I,N),I=1,2),KBOIL6,IYR,K,IFUEL MAIN1370
  490 FORMAT (1H0,'SCC PROCESS RATE = 0.0 FOR BOILER ID = ',I9,I4,2I2,' MAIN1375
     1K = ',I4,' FUEL TYPE = ',I3)                                      MAIN1380
  500 IF (HEAT.NE.0.0) GO TO 520                                        MAIN1385
      IF (IRUN.EQ.1) WRITE (3,510) IFUEL,K,(IDAT(I,N),I=1,2),KBOIL6,IYR MAIN1390
  510 FORMAT (1H0,'NO HEAT CONTENT FOR FUEL J = ',I3,' K = ',I4,' BOILERMAIN1395
     1 ID = ',I9,I4,2I2)                                                MAIN1400
  520 ACTBTU(K,J)=RATE*HEAT/1000.                                       MAIN1405
      IF (JFUEL.EQ.1) GO TO 610                                         MAIN1410
      IF (MAXBTU(K).EQ.1.0)KK=1                                         MAIN1415
C***COMPUTE MAXIMUM CAPACITY FOR PLANT(BOILERS 1 THROUGH K)             MAIN1420
      PLTCAP=PLTCAP+MAXBTU(K)                                           MAIN1425
      IF (MAXBTU(K).NE.0.0) GO TO 560                                   MAIN1430
      B(1)=B(1)+ACTBTU(K,J)                                             MAIN1435
  540 MAXBTU(K)=1.0                                                     MAIN1440
      IF (IRUN.EQ.1) WRITE (3,550) (IDAT(I,N),I=1,2),MBOIL,IYR,K        MAIN1445
  550 FORMAT (1H0,'MAX DESIGN RECORD HAS NO CAPACITY FOR BOILER =',I9,I4MAIN1450
     1,2I2,2X,'K= ',I5,2X,'MAXIMUM DESIGN SET = 1.0')                   MAIN1455
      GO TO 560                                                         MAIN1460
  560 MBOIL=JBOIL                                                       MAIN1465
      IF (JJ.LE.2) GO TO 570                                            MAIN1470
      I=1                                                               MAIN1475
      GO TO 580                                                         MAIN1480
  570 I=2                                                               MAIN1485
  580 JJ=6                                                              MAIN1490
C***COMPUTE FUEL LOAD FACTOR FOR FUEL TYPE                              MAIN1495
  590 IF (MAXBTU(K).NE.1.0) GO TO 610                                   MAIN1500
      IF (KK.EQ.1) GO TO 610                                            MAIN1505
      MAXBTU(K)=MAXBTU(K)/8760.                                         MAIN1510
  610 LDFACT(J)=SULF*ACTBTU(K,J)                                        MAIN1515
      TOTBTU(K)=TOTBTU(K)+ACTBTU(K,J)                                   MAIN1520
      IF (MAXBTU(K).NE.1..OR.KK.EQ.1) GO TO 620                         MAIN1525
      B(1)=B(1)+ACTBTU(K,J)                                             MAIN1530
      GO TO 650                                                         MAIN1535
  620 DO 630 KP=1,30                                                    MAIN1540
      IF (MAXBTU(K).LE.LCAP(KP)) GO TO 640                              MAIN1545
  630 CONTINUE                                                          MAIN1550
      KP=30                                                             MAIN1555
  640 B(KP)=B(KP)+ACTBTU(K,J)                                           MAIN1560
  650 CONTINUE                                                          MAIN1565
      IF (ACTBTU(K,J).LE.0.) GO TO 660                                  MAIN1570
      ACTBTU(K,J)=RATE*FACT(IFUEL)*SULF                                 MAIN1575
  660 MBOIL6=KBOIL6                                                     MAIN1580
      JFUEL=1                                                           MAIN1585
      IBOIL=1                                                           MAIN1590
      GO TO 360                                                         MAIN1595
  670 CONTINUE                                                          MAIN1600
      KN=1                                                              MAIN1605
      IF (JFUEL.EQ.0) GO TO 1010                                        MAIN1610
  690 BLDFAC(K)=0.0                                                     MAIN1615
C***COMPUTE LOAD FACTOR FOR BOILER K(FUELS 1 THROUGH J)                 MAIN1620
      IF (TOTBTU(K).LE.0.) GO TO 710                                    MAIN1625
```

```
      DO 700 IK=1,J                                                     MAIN1630
      BLDFAC(K)=BLDFAC(K)+LDFACT(IK)                                    MAIN1635
  700 CONTINUE                                                          MAIN1640
      BLDFAC(K)=BLDFAC(K)/TOTBTU(K)                                     MAIN1645
  710 CONTINUE                                                          MAIN1650
      DO 730 LF=1,15                                                    MAIN1655
      IF (BLDFAC(K).LE.BLF(LF)) GO TO 750                               MAIN1660
  730 CONTINUE                                                          MAIN1665
      LF=16                                                             MAIN1670
  750 KBOIL(LF)=KBOIL(LF)+1                                             MAIN1675
      IBENTY(KP,LF)=IBENTY(KP,LF)+B(KP)                                 MAIN1680
      DO 770 IK=1,J                                                     MAIN1685
  770 BENTY(KP,LF)=BENTY(KP,LF)+ACTBTU(K,IK)                            MAIN1690
      IX2=1                                                             MAIN1695
      IF (MAXBTU(K).LE.10000.) GO TO 810                                MAIN1700
      WRITE (3,790) (IDAT(I,N),I=1,2),IYR,JBOIL                         MAIN1705
  790 FORMAT (1H0,'BOILER WITH ID =',I9,I4,2I2,' HAS CAPACITY OVER 10000MAIN1710
     1 MBTU''S/HR. ')                                                   MAIN1715
      DO 800 I=LF,18                                                    MAIN1720
  800 CUM2(I)=CUM2(I)-MAXBTU(K)                                         MAIN1725
  810 CONTINUE                                                          MAIN1730
      IF (MAXBTU(K).GT.0.)IX2=6.*ALOG10(MAXBTU(K))+1.0                  MAIN1735
      IF (IX2.LT.1)IX2=1                                                MAIN1740
      CUM4(IX2)=CUM4(IX2)+MAXBTU(K)                                     MAIN1745
      CUM8(IX2)=CUM8(IX2)+1.                                            MAIN1750
      DO 820 L=1,KP                                                     MAIN1755
  820 B(L)=0.0                                                          MAIN1760
      IF (ICARD.EQ.1) GO TO 830                                         MAIN1765
      IF (ICARD.EQ.2)J=0                                                MAIN1770
      JFUEL=0                                                           MAIN1775
      IF (KN.EQ.1) GO TO 830                                            MAIN1780
      KK=0                                                              MAIN1785
      GO TO 400                                                         MAIN1790
  830 CONTINUE                                                          MAIN1795
      DO 850 KM=1,34                                                    MAIN1800
      IF (PLTCAP.LE.LP(KM)) GO TO 860                                   MAIN1805
  850 CONTINUE                                                          MAIN1810
  860 MKAP(KM)=MKAP(KM)+1                                               MAIN1815
C***COMPUTE LOAD FACTOR FOR PLANT M(BOILERS 1 THROUGH K)                MAIN1820
      PLDFAC=0.                                                         MAIN1825
      TOTBTX=0.                                                         MAIN1830
      DO 870 JK=1,K                                                     MAIN1835
      PLDFAC=PLDFAC+BLDFAC(JK)*TOTBTU(JK)                               MAIN1840
  870 TOTBTX=TOTBTX+TOTBTU(JK)                                          MAIN1845
      IF (TOTBTX.GT.0.)PLDFAC=PLDFAC/TOTBTX                             MAIN1850
      IF (PLTCAP.NE.0.) GO TO 890                                       MAIN1855
      IF (IRUN.EQ.1) WRITE (3,880) (IDAT(I,N-1),I=1,6),M,K              MAIN1860
  880 FORMAT (1H0,'NO PLANT CAPACITY FOR PLANT= ',I9,I4,4I2,'  M= ',I5,'MAIN1865
     1 K= ',I4,'  MAXIMUM CAPACITY SET = 1.0')                          MAIN1870
  890 DO 900 LF=1,15                                                    MAIN1875
      IF (PLDFAC.LE.BLF(LF)) GO TO 920                                  MAIN1880
  900 CONTINUE                                                          MAIN1885
      LF=16                                                             MAIN1890
  920 LPLANT(LF)=LPLANT(LF)+1                                           MAIN1895
      IF (PLTCAP.LT.100000.) GO TO 970                                  MAIN1900
      DO 940 KK=LF,18                                                   MAIN1905
  940 CUM1(KK)=CUM1(KK)-PLTCAP                                          MAIN1910
      DO 960 MP=1,K                                                     MAIN1915
      IF (MAXBTU(MP).GE.10000.) WRITE (7,950) M,(IDAT(I,N-1),I=1,6),MP,MMAIN1920
     1AXBTU(MP)                                                         MAIN1925
  950 FORMAT (1H0,'PLANT NO. ',I5,' WITH ID NO. ',I9,I4,4I2,' HAS CAPACIMAIN1930
     1TY GREATER THAN 100,000 MBTU''S/HR.',/,' BOILER NO. ',I3,' HAS CAPMAIN1935
     1ACITY = ',F10.0,' MBTU''S/HR.   PLANT CAPACITY DATA WILL NOT BE INMAIN1940
     1CLUDED IN OUTPUT')                                                MAIN1945
  960 CONTINUE                                                          MAIN1950
      GO TO 990                                                         MAIN1955
```

```
  970 IX1=1                                                             MAIN1960
      IF (PLTCAP.GT.0.)IX1=6.*ALOG10(PLTCAP)+1.0                        MAIN1965
      IF (IX1.LT.1)IX1=1                                                MAIN1970
      CUM3(IX1)=CUM3(IX1)+PLTCAP                                        MAIN1975
      CUM7(IX1)=CUM7(IX1)+1                                             MAIN1980
      IF (KM.EQ.1) PLTCAP=0.                                            MAIN1985
      DO 980 I=1,K                                                      MAIN1990
      IPENTY(KM,LF)=IPENTY(KM,LF)+TOTBTU(I)                             MAIN1995
      DO 980 L=1,3                                                      MAIN2000
  980 PENTY(KM,LF)=PENTY(KM,LF)+ACTBTU(I,L)                             MAIN2005
  990 DO 1000 I=1,K                                                     MAIN2010
      BLDFAC(I)=0.0                                                     MAIN2015
      MAXBTU(I)=0.0                                                     MAIN2020
      TOTBTU(I)=0.                                                      MAIN2025
      DO 1000 L=1,3                                                     MAIN2030
      ACTBTU(I,L)=0.0                                                   MAIN2035
 1000 CONTINUE                                                          MAIN2040
 1010 CONTINUE                                                          MAIN2045
      K=0                                                               MAIN2050
      J=0                                                               MAIN2055
      JFUEL=0                                                           MAIN2060
      IBOIL=0                                                           MAIN2065
      KK=0                                                              MAIN2070
      N=1                                                               MAIN2075
      IF (KN.EQ.1) GO TO 1020                                           MAIN2080
      IF (N.LT.ILAST) GO TO 380                                         MAIN2085
C***COMPUTE ROW AND COLUMN ENTRIES FOR BOILER CAPACITIES & LOAD FACTORS MAIN2090
 1020 WRITE (3,IHIT)                                                    MAIN2095
      WRITE (3,1030)                                                    MAIN2100
 1030 FORMAT (1H ,42X,'BOILER CAPACITY BY BOILER FUEL SULFUR CONTENT')  MAIN2105
      WRITE (3,TITLE)                                                   MAIN2110
      WRITE (3,1140)                                                    MAIN2115
      WRITE (3,1040)                                                    MAIN2120
 1040 FORMAT (37X,'TABLE ENTRIES ARE TOTAL BOILER SULFUR EMISSIONS, TONSMAIN2125
     1/YEAR')                                                           MAIN2130
      WRITE (3,1570)                                                    MAIN2135
      WRITE (3,1050)                                                    MAIN2140
 1050 FORMAT (1H0,33X,'BOILER FUEL SULFUR CONTENT (WEIGHT PERCENT, EQUIVMAIN2145
     1ALENT BTU BASIS)')                                                MAIN2150
      WRITE (3,1060)                                                    MAIN2155
 1060 FORMAT (1H ,3X,'CAPACITY',7X,'    EQUAL        >0.        >.2      MAIN2160
     1  >.3        >.4        >.6        >.8        >1.0       >1.2',/,3XMAIN2165
     1,'MBTU''S/HR',8X,'     0.        -.2        -.3        -.4       MAIN2170
     1-.6        -.8       -1.0       -1.2       -1.5')                 MAIN2175
      DO 1070 IJ=1,30                                                   MAIN2180
      DO 1070 IK=17,18                                                  MAIN2185
      IBENTY(IJ,IK)=0.                                                  MAIN2190
      BENTY(IJ,IK)=0                                                    MAIN2195
 1070 CONTINUE                                                          MAIN2200
      DO 1080 IJ=1,30                                                   MAIN2205
      DO 1080 IK=1,16                                                   MAIN2210
      IBENTY(IJ,17)=IBENTY(IJ,17)+IBENTY(IJ,IK)                         MAIN2215
      BENTY(IJ,17)=BENTY(IJ,17)+BENTY(IJ,IK)                            MAIN2220
      GO TO 1080                                                        MAIN2225
 1080 CONTINUE                                                          MAIN2230
      IBENTY(1,18)=IBENTY(1,17)                                         MAIN2235
      BENTY(1,18)=BENTY(1,17)                                           MAIN2240
      DO 1090 IJ=2,30                                                   MAIN2245
      IBENTY(IJ,18)=IBENTY(IJ,18)+IBENTY(IJ,17)+IBENTY(IJ-1,18)         MAIN2250
      BENTY(IJ,18)=BENTY(IJ,18)+BENTY(IJ,17)+BENTY(IJ-1,18)             MAIN2255
 1090 CONTINUE                                                          MAIN2260
      DO 1100 IK=1,17                                                   MAIN2265
      ICOLTT(IK)=0                                                      MAIN2270
      ICUMCL(IK)=0                                                      MAIN2275
      COLTT(IK)=0                                                       MAIN2280
      CUMCL(IK)=0                                                       MAIN2285
```

```
      DO 1100 IJ=1,30                                                   MAIN2290
      ICOLTT(IK)=ICOLTT(IK)+IBENTY(IJ,IK)                               MAIN2295
      COLTT(IK)=COLTT(IK)+BENTY(IJ,IK)                                  MAIN2300
 1100 CONTINUE                                                          MAIN2305
      ICOLTT(18)=IBENTY(30,18)                                          MAIN2310
      COLTT(18)=BENTY(30,18)                                            MAIN2315
      CUMCL(1)=COLTT(1)                                                 MAIN2320
      ICUMCL(1)=ICOLTT(1)                                               MAIN2325
      DO 1110 IK=2,16                                                   MAIN2330
      CUMCL(IK)=COLTT(IK)+CUMCL(IK-1)                                   MAIN2335
 1110 ICUMCL(IK)=ICOLTT(IK)+ICUMCL(IK-1)                                MAIN2340
      ICUMCL(17)=ICOLTT(17)                                             MAIN2345
      CUMCL(17)=COLTT(17)                                               MAIN2350
      ICUMCL(18)=ICOLTT(18)                                             MAIN2355
      CUMCL(18)=COLTT(18)                                               MAIN2360
      WRITE (3,1440) (BENTY(1,II),II=1,9)                               MAIN2365
      LCAP(1)=LCAP(1)+1                                                 MAIN2370
      NUM=1                                                             MAIN2375
      DO 1150 I=2,30                                                    MAIN2380
      WRITE (3,1130) LCAP(I-1),LCAP(I)                                  MAIN2385
 1130 FORMAT (1H ,I5,'-',I6)                                            MAIN2390
      LCAP(I)=LCAP(I)+1                                                 MAIN2395
      WRITE (3,1450) (BENTY(I,II),II=1,9)                               MAIN2400
      IF (I/5.LT.NUM) GO TO 1150                                        MAIN2405
      NUM=NUM+1                                                         MAIN2410
      WRITE (3,1140)                                                    MAIN2415
 1140 FORMAT (1H )                                                      MAIN2420
 1150 CONTINUE                                                          MAIN2425
      WRITE (3,1470) (COLTT(IK),IK=1,9)                                 MAIN2430
      WRITE (3,1480) (CUMCL(IK),IK=1,9)                                 MAIN2435
C***PRINT SECOND HALF OF TABLE FOR NUMBER OF BOILERS BY CAP'Y AND L.F.  MAIN2440
      WRITE (3,ITIT)                                                    MAIN2445
      WRITE (3,1420)                                                    MAIN2450
      WRITE (3,TITLE)                                                   MAIN2455
      WRITE (3,1140)                                                    MAIN2460
      WRITE (3,1040)                                                    MAIN2465
      WRITE (3,1570)                                                    MAIN2470
      WRITE (3,1050)                                                    MAIN2475
      WRITE (3,1160)                                                    MAIN2480
 1160 FORMAT (4X,'CAPACITY',7X,'     >1.5        >2.0        >2.5        >3.MAIN2485
     10        >3.5        >4.0        >5.0        ROW        CUMTOT',/,3X,'MAIN2490
     1MBTU''S/HR',11X,'-2.0        -2.5        -3.0        -3.5        -4.0 MAIN2495
     1      -5.0                   TOTAL          ALL')                  MAIN2500
      WRITE (3,1440) (BENTY(1,II),II=10,18)                             MAIN2505
      NUM=1                                                             MAIN2510
      DO 1170 I=2,30                                                    MAIN2515
 1170 LCAP(I)=LCAP(I)-1                                                 MAIN2520
      DO 1180 J=2,30                                                    MAIN2525
      WRITE (3,1130) LCAP(J-1),LCAP(J)                                  MAIN2530
      LCAP(J)=LCAP(J)+1                                                 MAIN2535
      WRITE (3,1450) (BENTY(J,II),II=10,18)                             MAIN2540
      IF (J/5.LT.NUM) GO TO 1180                                        MAIN2545
      NUM=NUM+1                                                         MAIN2550
      WRITE (3,1140)                                                    MAIN2555
 1180 CONTINUE                                                          MAIN2560
      WRITE (3,1470) (COLTT(IK),IK=10,18)                               MAIN2565
      WRITE (3,1480) (CUMCL(IK),IK=10,18)                               MAIN2570
      TOT2=ICUMCL(18)                                                   MAIN2575
      TOT6=CUMCL(18)                                                    MAIN2580
      DO 1190 IK=1,18                                                   MAIN2585
      CUM1(IK)=ICUMCL(IK)                                               MAIN2590
      CUM2(IK)=ICUMCL(IK)+CUM2(IK)                                      MAIN2595
      IF (TOT2.EQ.0.) GO TO 1200                                        MAIN2600
      CUM1(IK)=CUM1(IK)*100./TOT2                                       MAIN2605
      CUM2(IK)=CUM2(IK)*100./TOT2                                       MAIN2610
 1190 CUM5(IK)=CUMCL(IK)                                                MAIN2615
```

```
C***WRITE HEADINGS FOR FIRST HALF OF TABLE OF PLANTS BY LOAD FACTORS     MAIN2620
 1200 WRITE (3,ITIT)                                                     MAIN2625
      WRITE (3,1210)                                                     MAIN2630
 1210 FORMAT (1H ,43X,'PLANT CAPACITY BY PLANT FUEL SULFUR CONTENT')     MAIN2635
      WRITE (3,TITLE)                                                    MAIN2640
      WRITE (3,1140)                                                     MAIN2645
      WRITE (3,1280)                                                     MAIN2650
      WRITE (3,1570)                                                     MAIN2655
      WRITE (3,1220)                                                     MAIN2660
 1220 FORMAT (1H0,33X,'PLANT FUEL SULFUR CONTENT (WEIGHT PERCENT, EQUIVAMAIN2665
     1LENT BTU BASIS)')                                                  MAIN2670
      WRITE (3,1060)                                                     MAIN2675
C***INITIALIZE TABLE EXTENSION TO NUMBERS OF PLANTS WITHIN CAP'Y & L.F. MAIN2680
      DO 1230 KM=1,34                                                    MAIN2685
      DO 1230 LF=1,16                                                    MAIN2690
      IPENTY(KM,17)=IPENTY(KM,17)+IPENTY(KM,LF)                          MAIN2695
      PENTY(KM,17)=PENTY(KM,17)+PENTY(KM,LF)                             MAIN2700
 1230 CONTINUE                                                           MAIN2705
      IPENTY(1,18)=IPENTY(1,17)                                          MAIN2710
      PENTY(1,18)=PENTY(1,17)                                            MAIN2715
      DO 1240 KM=2,34                                                    MAIN2720
      IPENTY(KM,18)=IPENTY(KM,18)+IPENTY(KM,17)+IPENTY(KM-1,18)          MAIN2725
      PENTY(KM,18)=PENTY(KM,18)+PENTY(KM,17)+PENTY(KM-1,18)              MAIN2730
 1240 CONTINUE                                                           MAIN2735
      DO 1250 IK=1,17                                                    MAIN2740
      COLTT(IK)=0                                                        MAIN2745
      CUMCL(IK)=0                                                        MAIN2750
      DO 1250 IJ=1,34                                                    MAIN2755
      COLTT(IK)=COLTT(IK)+PENTY(IJ,IK)                                   MAIN2760
 1250 CONTINUE                                                           MAIN2765
      COLTT(18)=PENTY(34,18)                                             MAIN2770
      ICOLTT(18)=IPENTY(34,18)                                           MAIN2775
      ICUMCL(1)=ICOLTT(1)                                                MAIN2780
      CUMCL(1)=COLTT(1)                                                  MAIN2785
      DO 1260 IK=2,17                                                    MAIN2790
      CUMCL(IK)=COLTT(IK)+CUMCL(IK-1)                                    MAIN2795
 1260 CONTINUE                                                           MAIN2800
      CUMCL(17)=COLTT(17)                                                MAIN2805
      CUMCL(18)=COLTT(18)                                                MAIN2810
C***PRINT TABLE ENTRIES--FIRST HALF OF PLANTS BY CAP'Y & LOAD FACTOR     MAIN2815
      WRITE (3,1440) (PENTY(1,II),II=1,9)                                MAIN2820
      LP(1)=LP(1)+1                                                      MAIN2825
      NUM=1                                                              MAIN2830
      DO 1270 I=2,34                                                     MAIN2835
      WRITE (3,1130) LP(I-1),LP(I)                                       MAIN2840
      LP(I)=LP(I)+1                                                      MAIN2845
      WRITE (3,1450) (PENTY(I,II),II=1,9)                                MAIN2850
      IF (I/5.LT.NUM) GO TO 1270                                         MAIN2855
      NUM=NUM+1                                                          MAIN2860
      WRITE (3,1140)                                                     MAIN2865
 1270 CONTINUE                                                           MAIN2870
      WRITE (3,1470) (COLTT(IK),IK=1,9)                                  MAIN2875
      WRITE (3,1480) (CUMCL(IK),IK=1,9)                                  MAIN2880
C***PRINT SECOND HALF OF TABLE--PLANTS BY CAP'Y AND LOAD FACTOR          MAIN2885
      WRITE (3,ITIT)                                                     MAIN2890
      WRITE (3,1210)                                                     MAIN2895
      WRITE (3,TITLE)                                                    MAIN2900
      WRITE (3,1140)                                                     MAIN2905
      WRITE (3,1280)                                                     MAIN2910
 1280 FORMAT (37X,'TABLE ENTRIES ARE TOTAL PLANT SULFUR EMISSIONS, TONS/MAIN2915
     1YEAR')                                                             MAIN2920
      WRITE (3,1570)                                                     MAIN2925
      WRITE (3,1220)                                                     MAIN2930
      WRITE (3,1160)                                                     MAIN2935
      WRITE (3,1440) (PENTY(1,II),II=10,18)                              MAIN2940
      NUM=1                                                              MAIN2945
```

```
      DO 1290 I=2,34                                                    MAIN2950
 1290 LP(I)=LP(I)-1                                                     MAIN2955
      DO 1300 J=2,34                                                    MAIN2960
      WRITE (3,1130) LP(J-1),LP(J)                                      MAIN2965
      WRITE (3,1450) (PENTY(J,II),II=10,18)                             MAIN2970
      LP(J)=LP(J)+1                                                     MAIN2975
      IF (J/5.LT.NUM) GO TO 1300                                        MAIN2980
      NUM=NUM+1                                                         MAIN2985
      WRITE (3,1140)                                                    MAIN2990
 1300 CONTINUE                                                          MAIN2995
      WRITE (3,1140)                                                    MAIN3000
      WRITE (3,1470) (COLTT(IK),IK=10,18)                               MAIN3005
      WRITE (3,1480) (CUMCL(IK),IK=10,18)                               MAIN3010
      DO 1310 IK=2,30                                                   MAIN3015
      CUM7(IK)=CUM7(IK)+CUM7(IK-1)                                      MAIN3020
      CUM8(IK)=CUM8(IK)+CUM8(IK-1)                                      MAIN3025
      CUM3(IK)=CUM3(IK)+CUM3(IK-1)                                      MAIN3030
 1310 CUM4(IK)=CUM4(IK)+CUM4(IK-1)                                      MAIN3035
      TOT8=CUMCL(18)                                                    MAIN3040
      IF ((TOT6.EQ.0.).OR.(TOT8.EQ.0.)) GO TO 1330                      MAIN3045
      TOTT6=CUM8(30)                                                    MAIN3050
      TOTT8=CUM7(30)                                                    MAIN3055
      DO 1320 IK=1,30                                                   MAIN3060
      CUM7(IK)=CUM7(IK)*100./TOTT8                                      MAIN3065
 1320 CUM8(IK)=CUM8(IK)*100./TOTT6                                      MAIN3070
C***CALL PLOTS FOR CUMULATIVE AND DENSITY DISTRIBUTIONS OF BOILS & PLTS.MAIN3075
 1330 WRITE (3,ITIT)                                                    MAIN3080
      WRITE (3,TITLE)                                                   MAIN3085
      WRITE (3,1340)                                                    MAIN3090
 1340 FORMAT (47X,'BOILER AND PLANT NUMBER DISTRIBUTIONS',//,'     X--INMAIN3095
     1DIVIDUAL BOILERS',/,'     *--INDIVIDUAL PLANTS')                 MAIN3100
      IF ((TOT6.EQ.0.).OR.(TOT8.EQ.0.)) GO TO 1400                      MAIN3105
      CALL PLOT1(CUM8,CUM7,IND,TOTT6,TOTT8)                             MAIN3110
      WRITE (IPRINT,1350) TOTT6,TOTT8                                   MAIN3115
 1350 FORMAT ('    NUMBER OF BOILERS (ALL DATA) = ',I9,/,'     NUMBER OFMAIN3120
     1 PLANTS (ALL DATA) =',I9)                                         MAIN3125
      DO 1360 IK=1,18                                                   MAIN3130
 1360 CUM6(IK)=CUMCL(IK)                                                MAIN3135
      DO 1370 IK=1,18                                                   MAIN3140
      CUM5(IK)=CUM5(IK)*100./TOT6                                       MAIN3145
 1370 CUM6(IK)=CUM6(IK)*100./TOT8                                       MAIN3150
C***WRITE TITLES AND CALL PLOT2 (CUMULATIVE BOILER & PLANT DATA)        MAIN3155
      WRITE (3,ITIT)                                                    MAIN3160
      WRITE (3,TITLE)                                                   MAIN3165
      WRITE (3,1380)                                                    MAIN3170
 1380 FORMAT (53X,'FUEL SULFUR CONTENTS')                               MAIN3175
      DMAX=100.                                                         MAIN3180
      IND=0                                                             MAIN3185
      CALL PLOT2(CUM5,CUM6,IND,IISIDE,JJSIDE,TOTT6,TOTT8,DMAX)          MAIN3190
      WRITE (IPRINT,1350) TOTT6,TOTT8                                   MAIN3195
C***WRITE TITLES AND CALL PLOT2 AGAIN (DENSITY DATA, BOILERS & PLANTS)  MAIN3200
      WRITE (3,ITIT)                                                    MAIN3205
      WRITE (3,TITLE)                                                   MAIN3210
      WRITE (3,1650)                                                    MAIN3215
      DMAX=AMAX1(CUM5(1),CUM6(1))                                       MAIN3220
      DO 1390 IK=1,17                                                   MAIN3225
      I=19-IK                                                           MAIN3230
      CUM5(I)=CUM5(I)-CUM5(I-1)                                         MAIN3235
      CUM6(I)=CUM6(I)-CUM6(I-1)                                         MAIN3240
 1390 DMAX=AMAX1(DMAX,CUM5(I),CUM6(I))                                  MAIN3245
      CALL PLOT2(CUM5,CUM6,IND,KKSIDE,LLSIDE,TOTT6,TOTT8,DMAX)          MAIN3250
 1400 IF ((TOT6.EQ.0.).OR.(TOT8.EQ.0.)) WRITE (3,1410)                  MAIN3255
 1410 FORMAT (1H0,//,' GRAPHIC DISPLAY OF DATA IS NOT GIVEN FOR THIS TYPMAIN3260
     1E OF FUEL. SEE ASSOCIATED TABLES AND THE FOLLOWING 2 LINES FOR FURMAIN3265
     1THER INFORMATION',//)                                             MAIN3270
      WRITE (IPRINT,1350) TOTT6,TOTT8                                   MAIN3275
```

```
      IND=0                                                             MAIN3280
C***WRITE TITLES AND PRINT TABLE FOR BOILERS, CAP'Y BY CAP'Y AND L.F.   MAIN3285
      WRITE (3,IIIT)                                                    MAIN3290
      WRITE (3,1420)                                                    MAIN3295
 1420 FORMAT (1H ,36X,'BOILER FUEL USE BY BOILER FUEL SULFUR CONTENT ANDMAIN3300
     1 CAPACITY')                                                       MAIN3305
      WRITE (3,TITLE)                                                   MAIN3310
      WRITE (3,1140)                                                    MAIN3315
      WRITE (3,1560)                                                    MAIN3320
      WRITE (3,1570)                                                    MAIN3325
      WRITE (3,1050)                                                    MAIN3330
      WRITE (3,1060)                                                    MAIN3335
      DO 1430 LK=2,30                                                   MAIN3340
 1430 LCAP(LK)=LCAP(LK)-1                                               MAIN3345
      WRITE (3,1440) (IBENTY(1,II),II=1,9)                              MAIN3350
 1440 FORMAT (1H0,' EQUAL      0',4X,9(1X,F10.0))                       MAIN3355
      NUM=1                                                             MAIN3360
      DO 1460 I=2,30                                                    MAIN3365
      WRITE (3,1130) LCAP(I-1),LCAP(I)                                  MAIN3370
      WRITE (3,1450) (IBENTY(I,II),II=1,9)                              MAIN3375
 1450 FORMAT (1H+,16X,9(1X,F10.0))                                      MAIN3380
      LCAP(I)=LCAP(I)+1                                                 MAIN3385
      IF (I/5.LT.NUM) GO TO 1460                                        MAIN3390
      NUM=NUM+1                                                         MAIN3395
      WRITE (3,1140)                                                    MAIN3400
 1460 CONTINUE                                                          MAIN3405
      WRITE (3,1140)                                                    MAIN3410
      WRITE (3,1470) (ICOLTT(IK),IK=1,9)                                MAIN3415
 1470 FORMAT (1H0,'COLUMN TOTALS',3X,9(1X,F10.0))                       MAIN3420
      WRITE (3,1480) (ICUMCL(IK),IK=1,9)                                MAIN3425
 1480 FORMAT (1H ,'CUMUL. TOTALS',3X,9(1X,F10.0))                       MAIN3430
C***PRINT SECOND HALF OF TABLE-BOILER CAP'Y BY CAP'Y & LOAD FACTOR RANGEMAIN3435
      WRITE (3,IIIT)                                                    MAIN3440
      WRITE (3,1420)                                                    MAIN3445
      WRITE (3,TITLE)                                                   MAIN3450
      WRITE (3,1140)                                                    MAIN3455
      WRITE (3,1560)                                                    MAIN3460
      WRITE (3,1570)                                                    MAIN3465
      WRITE (3,1050)                                                    MAIN3470
      WRITE (3,1160)                                                    MAIN3475
      WRITE (3,1440) (IBENTY(1,II),II=10,18)                            MAIN3480
      NUM=1                                                             MAIN3485
      DO 1490 I=2,30                                                    MAIN3490
 1490 LCAP(I)=LCAP(I)-1                                                 MAIN3495
      DO 1500 J=2,30                                                    MAIN3500
      WRITE (3,1130) LCAP(J-1),LCAP(J)                                  MAIN3505
      LCAP(J)=LCAP(J)+1                                                 MAIN3510
      WRITE (3,1450) (IBENTY(J,II),II=10,18)                            MAIN3515
      IF (J/5.LT.NUM) GO TO 1500                                        MAIN3520
      NUM=NUM+1                                                         MAIN3525
      WRITE (3,1140)                                                    MAIN3530
 1500 CONTINUE                                                          MAIN3535
      WRITE (3,1140)                                                    MAIN3540
      WRITE (3,1470) (ICOLTT(IK),IK=10,18)                              MAIN3545
      WRITE (3,1480) (ICUMCL(IK),IK=10,18)                              MAIN3550
      DO 1510 IK=1,17                                                   MAIN3555
      ICOLTT(IK)=0                                                      MAIN3560
      ICUMCL(IK)=0                                                      MAIN3565
      DO 1510 IJ=1,34                                                   MAIN3570
      ICOLTT(IK)=ICOLTT(IK)+IPENTY(IJ,IK)                               MAIN3575
 1510 CONTINUE                                                          MAIN3580
      ICOLTT(18)=IPENTY(34,18)                                          MAIN3585
      ICUMCL(1)=ICOLTT(1)                                               MAIN3590
      DO 1520 IK=2,16                                                   MAIN3595
      ICUMCL(IK)=ICOLTT(IK)+ICUMCL(IK-1)                                MAIN3600
 1520 CONTINUE                                                          MAIN3605
```

```
      ICUMCL(17)=ICOLTT(17)                                             MAIN3610
      ICUMCL(18)=ICOLTT(18)                                             MAIN3615
      TOT4=ICUMCL(18)                                                   MAIN3620
C***WRITE TITLES AND PRINT TABLE FOR PLANTS, CAP'Y BY CAP'Y AND L.F.    MAIN3625
      WRITE (3,ITIT)                                                    MAIN3630
      WRITE (3,1530)                                                    MAIN3635
 1530 FORMAT (1H ,37X,'PLANT FUEL USE BY PLANT FUEL SULFUR CONTENT AND CMAIN3640
     1APACITY')                                                         MAIN3645
      WRITE (3,TITLE)                                                   MAIN3650
      WRITE (3,1140)                                                    MAIN3655
      WRITE (3,1560)                                                    MAIN3660
      WRITE (3,1570)                                                    MAIN3665
      WRITE (3,1220)                                                    MAIN3670
      WRITE (3,1060)                                                    MAIN3675
      WRITE (3,1440)  (IPENTY(1,II),II=1,9)                             MAIN3680
      DO 1540 J=2,34                                                    MAIN3685
 1540 LP(J)=LP(J)-1                                                     MAIN3690
      NUM=1                                                             MAIN3695
      DO 1550 I=2,34                                                    MAIN3700
      WRITE (3,1130)  LP(I-1),LP(I)                                     MAIN3705
      WRITE (3,1450)  (IPENTY(I,II),II=1,9)                             MAIN3710
      LP(I)=LP(I)+1                                                     MAIN3715
      IF (I/5.LT.NUM)  GO TO 1550                                       MAIN3720
      NUM=NUM+1                                                         MAIN3725
      WRITE (3,1140)                                                    MAIN3730
 1550 CONTINUE                                                          MAIN3735
      WRITE (3,1470)  (ICOLTT(IK),IK=1,9)                               MAIN3740
      WRITE (3,1480)  (ICUMCL(IK),IK=1,9)                               MAIN3745
C***WRITE TITLES AND PRINT SECOND HALF OF PLANT CAP'Y BY CAP'Y & L.F.   MAIN3750
      WRITE (3,ITIT)                                                    MAIN3755
      WRITE (3,1530)                                                    MAIN3760
      WRITE (3,TITLE)                                                   MAIN3765
      WRITE (3,1140)                                                    MAIN3770
      WRITE (3,1560)                                                    MAIN3775
 1560 FORMAT (38X,'TABLE ENTRIES ARE ACTUAL FUEL CONSUMPTION, GBTU''S/YEMAIN3780
     1AR')                                                              MAIN3785
      WRITE (3,1570)                                                    MAIN3790
 1570 FORMAT (1H ,42X,'WITHIN CAPACITY AND FUEL SULFUR CONTENT RANGES') MAIN3795
      WRITE (3,1220)                                                    MAIN3800
      WRITE (3,1160)                                                    MAIN3805
      WRITE (3,1440)  (IPENTY(1,II),II=10,18)                           MAIN3810
      NUM=1                                                             MAIN3815
      DO 1580 I=2,34                                                    MAIN3820
 1580 LP(I)=LP(I)-1                                                     MAIN3825
      DO 1590 J=2,34                                                    MAIN3830
      WRITE (3,1130)  LP(J-1),LP(J)                                     MAIN3835
      LP(J)=LP(J)+1                                                     MAIN3840
      WRITE (3,1450)  (IPENTY(J,II),II=10,18)                           MAIN3845
      IF (J/5.LT.NUM)  GO TO 1590                                       MAIN3850
      NUM=NUM+1                                                         MAIN3855
      WRITE (3,1140)                                                    MAIN3860
 1590 CONTINUE                                                          MAIN3865
      WRITE (3,1140)                                                    MAIN3870
      WRITE (3,1470)  (ICOLTT(IK),IK=10,18)                             MAIN3875
      WRITE (3,1480)  (ICUMCL(IK),IK=10,18)                             MAIN3880
C***WRITE TITLES AND CALL PLOT1(BOILER AND PLANT CUMULATIVE CAP'Y DATA) MAIN3885
      WRITE (3,ITIT)                                                    MAIN3890
      WRITE (3,TITLE)                                                   MAIN3895
      WRITE (3,1600)                                                    MAIN3900
 1600 FORMAT (48X,'BOILER AND PLANT SIZE DISTRIBUTIONS',//,'     X--INDIMAIN3905
     1VIDUAL BOILERS',/,'     *--PLANTS')                              MAIN3910
      IF ((TOT2.EQ.0.).OR.(TOT4.EQ.0.)) GO TO 1670                      MAIN3915
      TOTT4=CUM3(30)                                                    MAIN3920
      TOTT2=CUM4(30)                                                    MAIN3925
      DO 1610 IK=1,30                                                   MAIN3930
      CUM3(IK)=CUM3(IK)*100./TOTT4                                      MAIN3935
```

```
 1610 CUM4(IK)=CUM4(IK)*100./TOTT2                                      MAIN3940
      CALL PLOT1(CUM4,CUM3,IND,TOT2,TOT4)                               MAIN3945
      WRITE (IPRINT,1640) TOTT2,TOTT4                                   MAIN3950
C***WRITE TITLES AND CALL PLOT2 (CUMUL. DATA, CAP'Y BY CAP'Y & L.F.)    MAIN3955
      WRITE (3,ITIT)                                                    MAIN3960
      WRITE (3,TITLE)                                                   MAIN3965
      WRITE (3,1380)                                                    MAIN3970
      DMAX=100.                                                         MAIN3975
      DO 1620 IK=1,18                                                   MAIN3980
      CUM1(IK)=ICUMCL(IK)+CUM1(IK)                                      MAIN3985
 1620 CUM2(IK)=ICUMCL(IK)                                               MAIN3990
      TOT4=CUM2(16)                                                     MAIN3995
      DO 1630 IK=1,18                                                   MAIN4000
      CUM1(IK)=CUM1(IK)*100./TOT2                                       MAIN4005
 1630 CUM2(IK)=CUM2(IK)*100./TOT4                                       MAIN4010
      CALL PLOT2(CUM1,CUM2,IND,ISIDE,JSIDE,TOT2,TOT4,DMAX)              MAIN4015
      WRITE (IPRINT,1640) TOTT2,TOTT4                                   MAIN4020
 1640 FORMAT ('  BOILER CAPACITIES (ALL DATA) =',F10.0,/,'  PLANT CAPACIMAIN4025
     1TIES (ALL DATA) =',F11.0)                                         MAIN4030
C***WRITE TITLES AND CALL PLOT2(DENSITY DATA, CAP'Y BY CAP'Y & FSC      MAIN4035
      WRITE (3,ITIT)                                                    MAIN4040
      WRITE (3,TITLE)                                                   MAIN4045
      WRITE (3,1650)                                                    MAIN4050
 1650 FORMAT (51X,'FUEL SULFUR CONTENT DENSITIES')                      MAIN4055
      DMAX=AMAX1(CUM1(1),CUM2(1))                                       MAIN4060
      DO 1660 IK=1,17                                                   MAIN4065
      I=19-IK                                                           MAIN4070
      CUM1(I)=CUM1(I)-CUM1(I-1)                                         MAIN4075
      CUM2(I)=CUM2(I)-CUM2(I-1)                                         MAIN4080
 1660 DMAX=AMAX1(DMAX,CUM1(I),CUM2(I))                                  MAIN4085
      CALL PLOT2(CUM1,CUM2,IND,KSIDE,LSIDE,TOT2,TOT4,DMAX)              MAIN4090
 1670 IF ((TOT2.EQ.0.).OR.(TOT4.EQ.0.)) WRITE (3,1410)                  MAIN4095
      WRITE (IPRINT,1640) TOTT2,TOTT4                                   MAIN4100
      GO TO 30                                                          MAIN4105
 1690 CONTINUE                                                          MAIN4110
      CALL EXIT                                                         MAIN4115
      END                                                               MAIN4120
```

```
      SUBROUTINE PLOT1(DATA,CATA,IND,TOT2,TOT4)
      DIMENSION IGR(41,30)
      DIMENSION DATA(30),CATA(30),SCALE(11)
      DATA IBLANK/'    '/,IX/'   X'/,ISTAR/'   *'/
      IF (IND)  20,10,20
C
C   ON FIRST CALL, INITIALIZE VALUES.
C
   10 IND=999
      DMAX=100.
      SCALE(1)=0.
C
C   START BY BLANKING IGR.
C
   20 DO 30 J=1,30
      DO 30 I=1,41
   30 IGR(I,J)=IBLANK
C
C   PRINT GRAPH TOP
C
      PRINT 40
   40 FORMAT (55X,'CAPACITY RANGES, MBTU/HR'//)
      PRINT 50
   50 FORMAT (5X,124H        2.2      4.6     10.0     21.5     46.4      100
     1    215      464     1000     2150     4640     10000    21500    46400
     1100000 )
      PRINT 60
   60 FORMAT (5X,124H   1.5  |  3.2  |  6.8  |  14.7 |  31.6 |  68.1 |
     1147  |  316  |  681  | 1470  | 3160  | 6810  | 14700 | 31600 | 681
     100 |   )
      PRINT 70
   70 FORMAT (5X,122HI---|---|---|---|---|---|---|---|---|---|---|---|--
     1-|---|---|---|---|---|---|---|---|---|---|---|---|---|---|---|---|
     1---|I)
C
C   DETERMINE VERTICAL SCALE FACTORS.
C
      DO 80 I=2,11
      SCALE(I)=DMAX/10.*FLOAT(I-1)
   80 CONTINUE
C
C   SET UP PRINT GRID IGR.
      DMAXX=DMAX/40.
C
      DO 140 I=1,30
      X1=DATA(I)
      X2=CATA(I)
      IF (X2-DMAXX)  100,100,90
   90 IDX=X2/DMAX*40.+1.
      IGR(IDX,I)=ISTAR
      GO TO 110
  100 IGR(1,I)=ISTAR
  110 IF (X2-DMAXX)  130,130,120
  120 IDX2=X1/DMAX*40.+1.
      IGR(IDX2,I)=IX
      GO TO 140
  130 IGR(1,I)=IX
  140 CONTINUE
C
```

```
C     PRINT GRAPH.                                                      PLT1 305
C                                                                       PLT1 310
      DO 180 I=1,10                                                     PLT1 315
      J=12-I                                                            PLT1 320
      K=(J-1)*4+1                                                       PLT1 325
      PRINT 150,SCALE(J),(IGR(K,L),L=1,30),SCALE(J)                     PLT1 330
  150 FORMAT (F5.0,1H-,30A4,1H-,F5.0)                                   PLT1 335
      DO 160 M=1,3                                                      PLT1 340
      K=K-1                                                             PLT1 345
  160 PRINT 170,(IGR(K,L),L=1,30)                                       PLT1 350
  170 FORMAT (5X,'I',30A4,'I')                                          PLT1 355
  180 CONTINUE                                                          PLT1 360
      PRINT 150,SCALE(1),(IGR(1,L),L=1,30),SCALE(1)                     PLT1 365
      PRINT 70                                                          PLT1 370
      PRINT 60                                                          PLT1 375
      PRINT 50                                                          PLT1 380
      PRINT 40                                                          PLT1 385
      RETURN                                                            PLT1 390
      END                                                               PLT1 395
```

```
      SUBROUTINE PLOT2(DATA,CORAQ,IND,ISIDE,JSIDE,TOT2,TOT4,DMAX)
      DIMENSION IGR(21,36)
      DIMENSION DATA(36),SCALE(11),CORAQ(36),ISIDE(3,21),JSIDE(3,21)
      DIMENSION SCH(16)
      DATA SCH/0.,0.,.2,.3,.4,.6,.8,1.,1.2,1.5,2.0,2.5,3.0,3.5,4.0,5.0/
      DATA ISPACE/'    '/,ISPASK/'   *'/,ISPACX/'   X'/
      IF (IND)  20,10,20
C
C   ON FIRST CALL, INITIALIZE VALUES.
C
   10 IND=999
      IPRINT=3
      ISTAR=ISPASK
      IBLANK=ISPACE
      IX=ISPACX
      SCALE(1)=0.
C
C   START BY BLANKING IGR.
C
   20 DO 30 I=1,21
      DO 30 J=1,36
   30 IGR(I,J)=IBLANK
C
C   DETERMINE VERTICAL SCALE FACTORS.
C
      DMAX1=DMAX/20.
      DO 40 I=2,11
      SCALE(I)=DMAX/10.*FLOAT(I-1)
   40 CONTINUE
C
C   SET UP PRINT GRID IGR.
C
      DO 60 I=1,16
      X2=DATA(I)
      IDX2=X2*20./DMAX+1.
      IF (X2.LE.DMAX1)IDX2=1
      IGR(IDX2,I)=ISTAR
   60 CONTINUE
C
C   PRINT GRAPH.
C
      WRITE (IPRINT,70)
   70 FORMAT (33X,66HI---|---|---|---|---|---|---|---|---|---|---|---|--
     1-|---|---|---|I)
      DO 100 I=1,10
      J=12-I
      K=J+J-1
      WRITE (IPRINT,80) (ISIDE(L,K),L=1,3),SCALE(J),(IGR(K,L),L=1,16),SC
     1ALE(J),(ISIDE(L,K),L=1,3)
   80 FORMAT (17X,2A4,A2,F5.1,2H -,16A4,2H- ,F5.1,2X,2A4,A2)
      K=K-1
      WRITE (IPRINT,90) (ISIDE(L,K),L=1,3),(IGR(K,L),L=1,16),(ISIDE(L,K)
     1,L=1,3)
   90 FORMAT (17X,2A4,A2,5X,2H I,16A4,2HI ,7X,2A4,A2)
  100 CONTINUE
      WRITE (IPRINT,80) (ISIDE(L,1),L=1,3),SCALE(1),(IGR(1,I),I=1,16),SC
     1ALE(1),(ISIDE(L,1),L=1,3)
      WRITE (IPRINT,70)
      WRITE (IPRINT,110) (SCH(I),I=1,16),(SCH(I),I=2,16)
```

```
110 FORMAT (35X,15F4.1,'>',F3.1,/,35X,15('-',F3.1),/,55X,'FUEL SULFUR PLT2 305
   1CONTENT',//)                                                      PLT2 310
    WRITE (IPRINT,70)                                                 PLT2 315
    DO 120 I=1,21                                                     PLT2 320
    DO 120 J=1,16                                                     PLT2 325
120 IGR(I,J)=IBLANK                                                   PLT2 330
    DO 130 I=1,16                                                     PLT2 335
    X1=CORAQ(I)                                                       PLT2 340
    IDX=X1/DMAX*20.+1.                                                PLT2 345
    IF (X1.LE.DMAX1) IDX=1                                            PLT2 350
    IGR(IDX,I)=IX                                                     PLT2 355
130 CONTINUE                                                          PLT2 360
    DO 140 I=1,10                                                     PLT2 365
    J=12-I                                                            PLT2 370
    K=J+J-1                                                           PLT2 375
    WRITE (IPRINT,80) (JSIDE(L,K),L=1,3),SCALE(J),(IGR(K,L),L=1,16),SCPLT2 380
   1ALE(J),(JSIDE(L,K),L=1,3)                                         PLT2 385
    K=K-1                                                             PLT2 390
    WRITE (IPRINT,90) (JSIDE(L,K),L=1,3),(IGR(K,L),L=1,16),(JSIDE(L,K)PLT2 395
   1,L=1,3)                                                           PLT2 400
140 CONTINUE                                                          PLT2 405
    WRITE (IPRINT,80) (JSIDE(L,1),L=1,3),SCALE(1),(IGR(1,I),I=1,16),SCPLT2 410
   1ALE(1),(JSIDE(L,1),L=1,3)                                         PLT2 415
    WRITE (IPRINT,70)                                                 PLT2 420
    WRITE (IPRINT,110) (SCH(I),I=1,16),(SCH(I),I=2,16)                PLT2 425
    RETURN                                                            PLT2 430
    END                                                               PLT2 435
```

TECHNICAL REPORT DATA
(Please read Instructions on the reverse before completing)

1. REPORT NO. EPA-650/2-75-021	2.	3. RECIPIENT'S ACCESSION NO.
4. TITLE AND SUBTITLE Distributions of Industrial and Commercial-Institutional External Combustion Boilers		5. REPORT DATE February 1975
		6. PERFORMING ORGANIZATION CODE
7. AUTHOR(S) Richard E. Paddock and Douglas C. McMann		8. PERFORMING ORGANIZATION REPORT NO. Project 43U-893-31
9. PERFORMING ORGANIZATION NAME AND ADDRESS Research Triangle Institute, P.O. Box 12194, Research Triangle Park, NC 27709		10. PROGRAM ELEMENT NO. 1AB013; ROAP 21ADE-029
		11. CONTRACT/GRANT NO. 68-02-1325, Task 5
12. SPONSORING AGENCY NAME AND ADDRESS EPA, Office of Research and Development, NERC-RTP, Control Systems Laboratory, Research Triangle Park, NC 27711		13. TYPE OF REPORT AND PERIOD COVERED Final: 9/73 - 11/74
		14. SPONSORING AGENCY CODE
15. SUPPLEMENTARY NOTES		

16. ABSTRACT

The report gives results of a study of some characteristics of industrial and commercial-institutional external combustion boilers. The results are presented as tables of joint distributions within various boiler, plant, stack, and fuel characteristics, along with marginals and cumulative marginals and some descriptive graphs. Inputs were provided from EPA's National Emissions Data System (NEDS) data base. Preceding the distributions and marginals, there is a description of the method of their production; following the distributions are a logical flow chart and listings of the computer programs that produced the distributions and graphs.

17. KEY WORDS AND DOCUMENT ANALYSIS

a. DESCRIPTORS		b. IDENTIFIERS/OPEN ENDED TERMS	c. COSATI Field/Group	
Air Pollution	Fuels	Air Pollution Control	13B	21D
Boilers		Stationary Sources	13A	
Combustion		Commercial-Institutional		
Properties			14B	
Industrial Plants		Industrial	13I	
Chimneys			13M	

18. DISTRIBUTION STATEMENT Unlimited	19. SECURITY CLASS *(This Report)* Unclassified	21. NO. OF PAGES 505
	20. SECURITY CLASS *(This page)* Unclassified	22. PRICE

EPA Form 2220-1 (9-73)