

Summary and Analysis of the 2009 Nonroad Diesel Fuel Pre-Compliance Reports

Summary and Analysis of the 2009 Nonroad Diesel Fuel Pre-Compliance Reports

Compliance and Innovative Strategies Division
Office of Transportation and Air Quality
U.S. Environmental Protection Agency

NOTICE

This technical report does not necessarily represent final EPA decisions or positions. It is intended to present technical analysis of issues using data that are currently available. The purpose in the release of such reports is to facilitate the exchange of technical information and to inform the public of technical developments.



United States
Environmental Protection
Agency

EPA-420-R-09-018
November 2009

Table of Contents

I.	Executive Summary	1
II.	Nonroad Diesel Program Overview	1
III.	Nonroad Pre-Compliance Reporting Requirements	4
IV.	NRLM Summary Data	5
A.	Nationwide Analysis	5
1.	Refineries and Importers – Numbers and Production	5
2.	Projected Credit Generation and Use	8
3.	Project Scope and Timing.....	9
4.	Small Refiner Options	10
B.	PADD Analysis	11
1.	PADD 1	14
2.	PADD 2	15
3.	PADD 3	16
4.	PADD 4	17
5.	PADD 5	18
C.	Comparison of 2008 and 2009 NRLM Pre-Compliance Reports.....	19

I. Executive Summary

Any refiner or importer planning to produce or import nonroad, locomotive, or marine (NRLM) diesel fuel containing 15 ppm sulfur or less after June 1, 2010 is required to submit to the U.S. Environmental Protection Agency (EPA) annual pre-compliance reports. Reports are due annually by June 1 from 2005 through 2011 under the diesel sulfur regulations. This report summarizes the results of refiners' June 2009 pre-compliance reports.

Refiners' and importers' nonroad pre-compliance reports must contain estimates of all 15 ppm diesel fuel and 500 ppm diesel fuel produced or imported from June 2010 through December 2014. For those refiners and importers planning on participating in the credit trading program, the reports must contain a projection of how many credits will be generated and/or used by each refinery or importer. The pre-compliance reports must also contain information outlining each refinery's timeline for complying with the 15 ppm sulfur standard and provide information regarding engineering plans (e.g., design and construction), and capital commitments for making the necessary modifications to produce 15 ppm NRLM diesel fuel.

The 2009 nonroad pre-compliance reports showed that:

- 117 refineries are planning to produce 15 ppm diesel fuel by June 1, 2014
- 23 refineries are either undecided as to their plans, or are choosing to stop producing NRLM diesel fuel by June 1, 2014
- refiners are taking advantage of the flexibilities offered by the regulations (19 refineries said they generated high sulfur credits in 2006 and 2007, 27 refineries plan to generate 500 ppm credits in 2009 and 2010, small refiners are utilizing all of the options available to them)
- total highway and NRLM diesel fuel ("total diesel fuel") production and importation is projected to grow from 2010 through 2014
- total diesel fuel production and importation beginning June 1, 2010 is projected to decrease compared to the 2008 nonroad pre-compliance reports.

Many refiners have developed firmer plans to produce 15 ppm NRLM diesel fuel than what they indicated in their 2008 pre-compliance reports, although these plans are still subject to change. EPA expects that next year's nonroad pre-compliance reports will contain more definite information on refiners' plans to produce 15 ppm NRLM diesel fuel.

II. Nonroad Diesel Program Overview

The Nonroad Diesel final rule (69 FR 38958, June 29, 2004) contains a two-step approach to reducing the sulfur content of nonroad, locomotive, and marine (NRLM) diesel fuel from uncontrolled levels down to 15 ppm. Beginning June 1,

II. Nonroad Diesel Program Overview

2007, refiners and importers were required to produce or import NRLM diesel fuel with a maximum sulfur content of 500 ppm. Beginning June 1, 2010, refiners and importers are required to produce or import nonroad (NR) diesel fuel with a maximum sulfur content of 15 ppm. Beginning June 1, 2012, refiners and importers are required to produce or import locomotive and marine (LM) diesel fuel with a maximum sulfur content of 15 ppm.

The rule includes provisions for refiners and importers to generate credits for early NRLM diesel sulfur reduction efforts. “High sulfur” credits could be generated for early production of 500 ppm NRLM diesel fuel between June 1, 2006 and June 1, 2007. Similarly, “500 ppm” credits may be generated for early production of 15 ppm NRLM diesel fuel between June 1, 2009 and June 1, 2010. “High sulfur” credits could be used to comply with the 500 ppm NRLM standard beginning June 1, 2007, while “500 ppm” credits could be used to comply with the 15 ppm NR standard beginning June 1, 2010 and the 15 ppm LM standard beginning June 1, 2012. For both high sulfur credits and 500 ppm credits, one credit is equivalent to one gallon of diesel fuel that meets the respective standard earlier than required. In addition, “high sulfur” credits can be converted into “500 ppm” credits for use in 2010 and later. NRLM sulfur credits may be transferred nationwide. No credit trading area restrictions exist such as those found in the Highway Diesel rulemaking.

Small Refiner Flexibilities

Additional compliance flexibilities are provided for small refiners in the nonroad diesel sulfur regulations. The criteria for qualification as an NRLM small refiner are similar to those under the Gasoline Sulfur and Highway Diesel rules. To qualify as “small”, a refiner must: 1) process NRLM diesel fuel from crude oil; 2) employ no more than 1,500 people corporate-wide, based on the average number of employees for all pay periods from January 1, 2002 to January 1, 2003; and, 3) have a corporate crude oil capacity less than or equal to 155,000 barrels per calendar day (bpcd) for 2002.

The small refiner relief options provide additional time for compliance and, for small refiners that choose to comply earlier than required with the NRLM requirements, the option of either generating diesel fuel sulfur credits or receiving a limited relaxation of their gasoline sulfur standards. These small refiner options are described in more detail below.

Option 1 – Delay 500 ppm NRLM production

This option allows approved small refiners an additional 3 years to comply with the 500 ppm NRLM diesel fuel sulfur standard. Small refiners have a 500 ppm NRLM compliance date of June 1, 2010, compared to a compliance date of June 1, 2007 for non-small refiners. Small refiners may continue to produce high sulfur (greater than 500 ppm) NRLM diesel fuel until June 1, 2010. However,

II. Nonroad Diesel Program Overview

production of high sulfur NRLM diesel fuel from a small refiner's refinery between June 1, 2007 and June 1, 2010 is limited to 105 percent of the refinery's average NRLM diesel fuel production from 2003 through 2005.

Option 2 – Delay 15 ppm NRLM production

This option allows approved small refiners additional time to comply with the 15 ppm NRLM diesel fuel sulfur standard. Small refiners have a single 15 ppm NRLM compliance date of June 1, 2014, compared to compliance dates of June 1, 2010 and June 1, 2012 for NR and LM diesel fuel, respectively, for non-small refiners. Small refiners may continue to produce 500 ppm NRLM diesel fuel until June 1, 2014. However, production of 500 ppm NRLM diesel fuel from a small refiner's refinery between June 1, 2010 and June 1, 2014 is limited to 105 percent of the refinery's average NRLM diesel fuel production from 2006 through 2008.

Option 3 - NRLM Credit Option

The NRLM Credit Option allows approved small refiners additional time to generate nonroad diesel sulfur credits, compared to non-small refiners. Small refiners could generate "High Sulfur" credits if their refinery's annual average 500 ppm NRLM diesel fuel production between June 1, 2006 and June 1, 2010 exceeded the refinery's annual average NRLM diesel fuel production from 2003 through 2005 (non-small refiners could only generate High Sulfur credits between June 1, 2006 and June 1, 2007). Small refiners could also generate "500 ppm" credits if their refinery's annual average 15 ppm NRLM diesel fuel production between June 1, 2009 and December 31, 2013 exceeded the refinery's average annual NRLM diesel fuel production from 2006 through 2008 (non-small refiners could only generate "500 ppm" credits between June 1, 2009 and June 1, 2010). These credits can be banked for future use or sold to another refiner.

Option 4 - NRLM Diesel/Gasoline Compliance Option

This option is available to small refiners that elect not to use Option 3. Under this option, at least 95 percent of the NRLM diesel fuel produced at a small refiner's refinery must meet the 15 ppm sulfur standard by June 1, 2006. Annual average production of 15 ppm NRLM diesel fuel at the refinery must also be equal to or greater than 85 percent of the refinery's annual average NRLM diesel fuel production from 2003 through 2005. Small refiners choosing this option will receive a modest relaxation in the refinery interim gasoline sulfur standards beginning January 1, 2004. Specifically, the applicable refinery annual average and per-gallon cap standards would be increased by 20 percent through 2007. A small refiner may elect to further extend the duration of the refinery interim gasoline sulfur standards through 2010 by producing all highway diesel fuel at the refinery containing less than 15 ppm sulfur or less by June 1, 2006. However, in no case may the per-gallon gasoline sulfur cap exceed 450 ppm.

II. Nonroad Diesel Program Overview

Other Flexibilities

Unlike the Highway Diesel rule, the Nonroad Diesel rule did not provide any specific flexibilities for refineries located in the Geographic Phase-in Area (GPA). Refiners located in the Rocky Mountain States (ID, MT, ND, WY, UT, CO and NM) must comply with the 500 ppm and 15 ppm NRLM sulfur standards within the compliance deadlines discussed above. NRLM diesel fuel used in rural areas of Alaska (a GPA state in the gasoline sulfur rulemaking) is exempt from the 500 ppm NRLM diesel fuel sulfur standard beginning June 1, 2007, but must meet the 15 ppm sulfur standard beginning June 1, 2010¹. This fuel is regulated under a special rule for Alaska which was finalized in June 2006 (71 FR 32450, June 6, 2006).

Transmix processors distill off-specification interface mixtures of petroleum products from pipeline systems into gasoline and distillate fuel and are considered refiners by EPA. Their simple refinery configuration does not make it cost effective for them to install and operate a hydrotreater to reduce distillate fuel sulfur content. As a result, they have been provided with additional flexibility to comply with the diesel sulfur standards. Transmix processors may choose to continue to produce all of their highway diesel fuel to the 500 ppm sulfur standard until 2010. They may further choose to continue to produce all of their NRLM diesel fuel as high sulfur diesel fuel until June 1, 2010, all of their NRLM diesel fuel to meet the 500 ppm sulfur standard until June 1, 2014, and all of their LM diesel fuel to meet a 500 ppm sulfur standard indefinitely.

III. Nonroad Pre-Compliance Reporting Requirements

The diesel sulfur regulations require that any refiner or importer planning to produce or import 15 ppm NRLM diesel fuel after June 1, 2010 must submit annual pre-compliance reports to EPA. The first nonroad pre-compliance report was due on June 1, 2005 and subsequent reports are due annually through 2011, or until the refiner or importer begins producing or importing 15 ppm NR or NRLM diesel fuel.

The pre-compliance reports must contain the following information:

1. Any changes in the refiner's or importer's basic company or facility information since registration.
2. Estimates of the average daily volumes (gallon) of each sulfur grade of highway and NRLM diesel fuel produced at each refinery or imported at each import facility. The volume estimates must include both fuel produced from crude oil and other sources for the periods of June 1, 2010 through December 31, 2010, calendar years 2011-2013, January 1, 2014 through May 31, 2014, and June 1, 2014 through December 31, 2014.

¹ Rural areas are defined as areas of Alaska not served by the federal aid highway system (FAHS)

III. Nonroad Pre-Compliance Reporting Requirements

3. For refiners or importers expecting to participate in the NRLM credit program, estimates of the number of credits generated and/or used during the periods above.
4. Information on project schedule by known or projected completion date (by quarter) for each stage of the project (strategic planning, front-end engineering, detailed engineering and permitting, procurement and construction, and commissioning and startup).
5. Basic information regarding the selected technology pathway for compliance (e.g. conventional hydrotreating versus other technologies, revamp versus grassroots, etc.).
6. Whether capital investments have been made or are projected to be made.
7. An update of the progress in each of these areas.

We recognize that the pre-compliance reports contain preliminary information and that final decisions on desulfurization plans may not have been made in all cases as of the reporting deadline. Accordingly, the information in this summary and analysis is based on the best available refinery information as of June 1, 2009. The information presented here will be updated with more current analyses with information from the annual pre-compliance reports submitted in 2010.

IV. NRLM Summary Data

A. Nationwide Analysis

1. Refineries and Importers – Numbers and Production

According to the Energy Information Administration (EIA), 140 refineries reported producing either high or low sulfur (or both) distillate fuels in 2003. This reported production includes data from 4 refiner/importers that are located outside of the continental United States (in the U.S. Virgin Islands, Aruba, and Eastern Canada) whose production is targeted to the U.S. market. We received 2009 pre-compliance reports for 129 refineries, all of which produced high and/or low sulfur diesel fuel in 2003. The 11 refineries which did not send pre-compliance reports may be planning to produce high sulfur distillate fuel for the heating oil market, or may be planning to sell their high sulfur distillate fuel to other refineries that can desulfurize it.

Refiners indicated that, for most of their refineries, they have made decisions whether or not to produce 15 ppm NRLM diesel fuel. Table 1 shows that a total of 121 refineries reported they anticipate producing 15 and/or 500 ppm diesel fuel beginning June 1, 2010. The remaining 8 refineries that sent pre-compliance reports said they either plan to produce only high sulfur distillate for the heating oil market, or are still deciding whether to produce 15 ppm NRLM diesel fuel.

IV. NRLM Summary Data

Table 1.
U.S. Aggregated Report Information
Highway and NRLM Diesel Fuel Refinery Data 2010-2014

Year	2010	2011	2012	2013	2014a ²	2014b
# refineries producing diesel fuel	121	122	121	120	120	117
# refineries at 100% 15 ppm	96	98	99	112	113	117
# refineries at 100% 500 ppm	10	9	5	4	3	0
# refineries with 15/500 ppm mix	15	15	17	4	4	0

The 2009 nonroad pre-compliance reports indicated that production of 15 ppm and 500 ppm total diesel fuel beginning June 1, 2010 is projected to be 4.17 million bbls/day, as shown in Table 2 below. The reported information does not allow for any distinction between highway and NRLM production. However, from EIA's weekly supply estimates (http://tonto.eia.doe.gov/dnav/pet/pet_sum_sndw_dcus_nus_w.htm), production and importation of 15 ppm and 500 ppm diesel fuel for the third annual compliance period in the highway diesel program (July 1, 2008 through June 30, 2009) averaged approximately 3.89 million bbls/day. This average production and importation includes all highway diesel fuel and nearly all NRLM diesel fuel produced in or imported into the U.S. during the compliance period.³ Thus, by comparing total production and importation from the 2009 reports with average production and importation from the third annual compliance period, refiners and importers are planning to produce and import approximately 280,000 bbls/day total additional 15 ppm and 500 ppm diesel fuel beginning June 1, 2010.

Table 2 and Figure 1 also illustrate that national production of 15 ppm diesel fuel is projected to increase by 400,000 bbls/day from 2010 to 2014, from 4.01 to 4.41 million bbls/day. However, this projected increase is offset by a projected decrease in 500 ppm NRLM diesel fuel production of 163,000 bbls/day from 2010 to 2014. Production of 500 ppm NRLM diesel fuel decreases from 163,000 bbls/day in 2010 to 54,000 bbls/day in 2012, as some refiners begin producing 15 ppm LM diesel fuel by June 1, 2012. Production of 500 ppm NRLM diesel fuel ends completely by May 31, 2014, when the flexibilities for small refiners and NRLM credit use end.

Projected total production should be sufficient to meet future demand of 15 ppm and 500 ppm total diesel fuel. Although projected total production from the 2009 pre-compliance reports has decreased compared to the 2008 pre-compliance reports, projected total diesel fuel demand from EIA's Annual Energy Outlook (AEO) 2009 has also decreased compared to projected demand from AEO 2008. Total demand for 15 ppm and 500 ppm diesel fuel calculated from AEO 2009 is 3.74 million bbls/day in 2010

² Data from the pre-compliance reports is divided into two sections for 2014 throughout this summary and analysis. In all tables and figures, data for the first five months of 2014 is labeled 2014a, and data for the last seven months of 2014 is labeled 2014b.

³ The average does not include a relatively small amount of high sulfur NRLM diesel fuel produced by small refiners and hardship refiners.

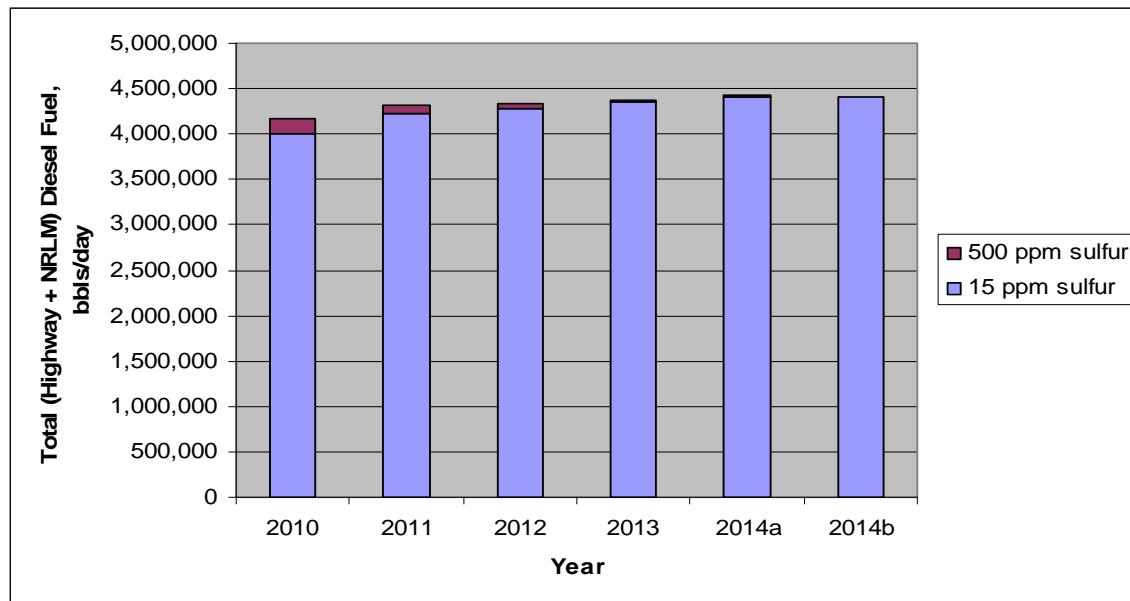
IV. NRLM Summary Data

and 4.16 million bbls/day in 2015, compared to projected total diesel fuel production of 4.17 million bbls/day in 2010 and 4.41 million bbls/day in 2014.⁴

As mentioned previously, 140 refineries reported to EIA that they produced low and/or high sulfur distillate fuel in 2003. Twelve of these refineries either reported that they have no plans at present to produce 15 ppm diesel fuel by June 1, 2014, and 11 refineries did not send an NRLM pre-compliance report to EPA in 2009. In 2003, these 23 refineries produced a total of 122,000 bbls/day of diesel fuel containing less than 500 ppm sulfur, and 136,000 bbls/day of distillate fuel containing more than 500 ppm sulfur. We cannot tell at this time if or when these refineries might choose to produce 15 ppm diesel fuel, or whether they will simply choose to produce heating oil indefinitely.

Table 2. U.S. Aggregated Report Information Diesel Fuel Production 2010-2014						
Year	2010	2011	2012	2013	2014a	2014b
Total 15 ppm (highway + NRLM), bbls/day	4,010,938	4,227,617	4,280,088	4,353,095	4,413,598	4,412,417
Total 500 ppm NRLM, bbls/day	162,808	97,273	53,541	12,379	9,379	0
Total 15 ppm and 500 ppm (highway + NRLM), bbls/day	4,173,746	4,324,890	4,333,629	4,365,473	4,422,976	4,412,417

Figure 1. Projected (Highway + NRLM) Diesel Fuel Production by Type, 2010-2014



⁴ AEO 2009 projected a total distillate fuel oil demand of 4.08 million bbls/day in 2010 and 4.46 million bbls/day in 2015 (see Table A11 in <http://www.eia.doe.gov/oiaf/aeo/pdf/appa.pdf>). These totals include 341,000 and 303,000 bbls/day respectively of distillate fuel oil (heating oil) for residential energy consumption (see Table A2 at <http://www.eia.doe.gov/oiaf/aeo/pdf/appa.pdf>). EPA does not require heating oil to meet either the 15 ppm or 500 ppm sulfur standard, so total demand for 15 ppm and 500 ppm diesel fuel was calculated by subtracting heating oil demand from total distillate fuel oil demand.

2. Projected Credit Generation and Use

Table 3 shows total reported nonroad diesel sulfur credits generated and used for each year of the nonroad diesel sulfur credit program. High sulfur credits are shown for the last 7 months of 2006 (refiners could not begin generating high sulfur NRLM credits until June 1, 2006), the full calendar years 2007 through 2009, and the first 5 months of 2010. 500 ppm credits are shown for the last 7 months of 2009, the full calendar years 2010 through 2013, and the first 5 months of 2014. Nineteen refineries indicated they generated a total of 1,982 million high sulfur credits (1 credit = 1 gallon diesel fuel), mostly during the early credit generation period from June 1, 2006 through May 31, 2007, and including 4 refineries owned by small refiners who plan to continue generating high sulfur credits after May 31, 2007. Eight refineries indicated they planned to use a total of 2,256 million high sulfur credits from June 1, 2007 through May 31, 2010.

Twenty seven refineries indicated they plan to generate a total of 3,884 million 500 ppm credits, mostly during the early credit generation period from June 1, 2009 through May 31, 2010, including 3 refineries owned by small refiners who plan to continue generating 500 ppm credits after May 31, 2010. Seven refineries indicated they planned to use a total of 1,214 million credits from June 1, 2010 through May 31, 2014.

Table 3. U.S. Aggregated Report Information Nonroad Diesel Fuel Credits 2006-2014							
Year		2006	2007	2008	2009	2010	total
# refineries generating high sulfur credits		18	19	4	4	3	
# refineries using high sulfur credits			8	7	6	5	
High sulfur credit generation, millions		724	973	126	113	46	1,982
High sulfur credit usage, millions			526	773	685	272	2,256
Year	2009	2010	2011	2012	2013	2014	total
# refineries generating 500 ppm credits	26	27	3	2	1		
# refineries using 500 ppm credits		7	5	3	2	1	
500 ppm credit generation, millions	1,808	1,614	155	212	94		3,884
500 ppm credit usage, millions		650	436	86	41	1	1,214

Figures 2 and 3 illustrate cumulative projected generation and usage of high sulfur credits and 500 ppm credits by year. Although Figure 3 shows that 500 ppm credit generation significantly exceeds 500 ppm credit usage, Figure 2 shows a projected shortfall in high sulfur credits beginning in 2009. EPA has talked with refiners who had indicated in their pre-compliance reports that they planned to use more high sulfur credits than they generated, and learned that they have flexibility to use fewer high sulfur credits, if necessary. Based on our conversations with these refiners, we believe they have

sufficient flexibility to reduce their usage of high sulfur credits in order to match the available supply of high sulfur credits.

Figure 2. Total U.S. High Sulfur Credits

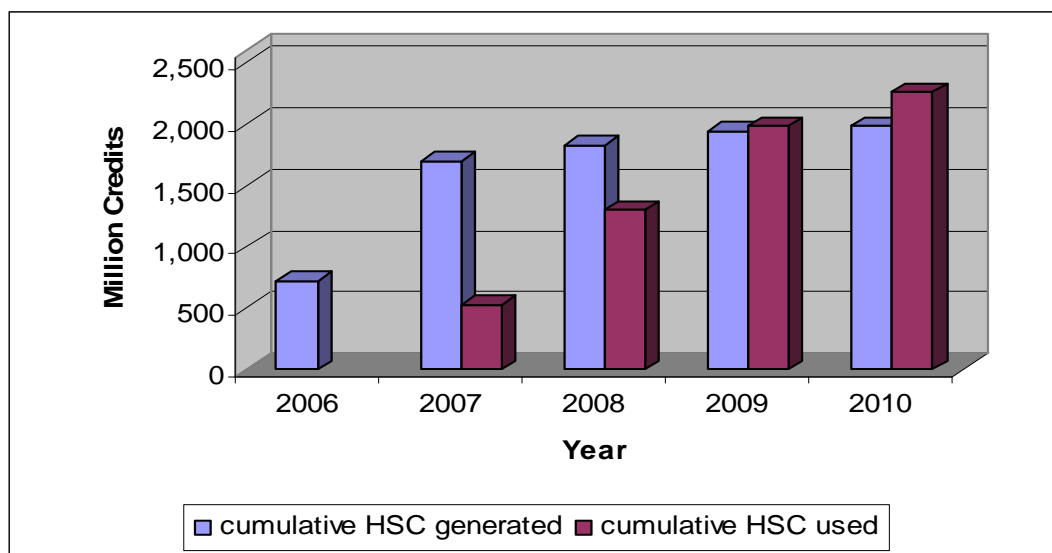
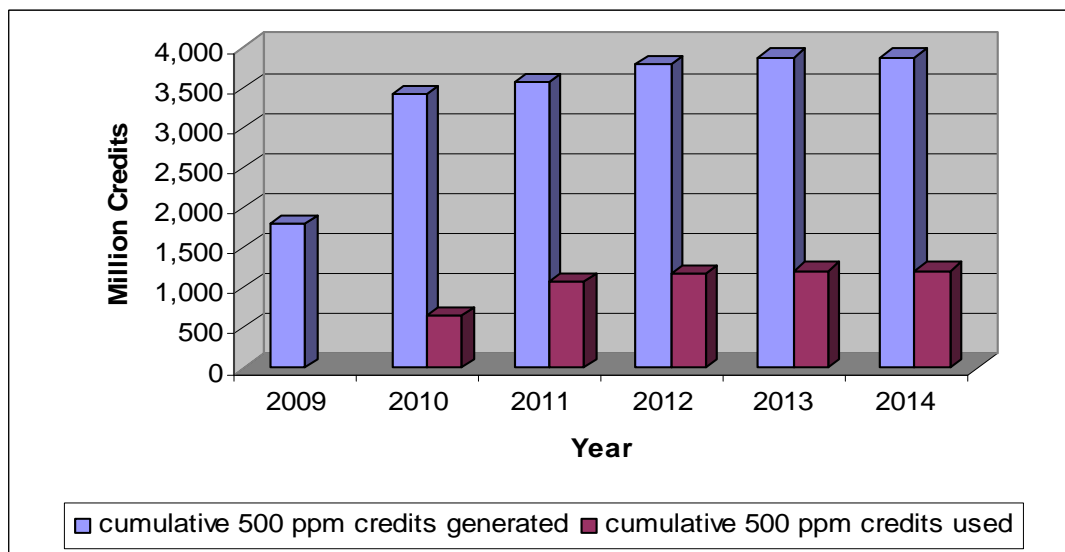


Figure 3. Total U.S. 500 ppm Credits



3. Project Scope and Timing

In addition to providing diesel fuel production and credit projections, refiners must also include information outlining both their timeline for compliance with the 15

ppm sulfur NRLM standard and their engineering plans (e.g., design and construction) in their pre-compliance reports. We requested that refiners report their progress according to the following five stages: 1) strategic planning, 2) planning and front-end engineering, 3) detailed engineering and permitting, 4) procurement and construction, and 5) commissioning and start-up. In the 2008 nonroad pre-compliance reports, most refiners indicated they had ordered long lead time equipment like reactor vessels and were well into the detailed engineering and permitting stage, or did not plan to produce any more 15 ppm diesel fuel than indicated in their highway pre-compliance reports.

In the 2009 NRLM pre-compliance reports, refiners indicated they have plans to install new desulfurization capacity at 22 refineries specifically to produce 15 ppm NRLM diesel fuel. Most of these refineries are generally in the final stages of their projects to produce 15 ppm NRLM diesel fuel. Most have completed their detailed engineering, and are well into the procurement and construction stage.

All 22 refineries are planning to either revamp existing hydrotreating or hydrocracking units, or install new hydrotreating or hydrocracking units. Twenty of these refineries indicated specific project scopes to produce 15 ppm NRLM diesel. Of these 20 refineries, 10 are planning to install a new desulfurization unit, 6 are planning to revamp an existing desulfurization unit, and 4 refineries are planning to both install at least one new desulfurization unit and revamp at least one existing desulfurization unit. The other 2 refineries did not report detailed project information.

4. Small Refiner Options

As discussed previously, the diesel sulfur regulations contain 4 options which provide qualified small refiners with flexibilities regarding production of 500 ppm or 15 ppm NRLM diesel fuel. Option 1 allows a refinery owned by an approved small refiner to delay production of 500 ppm NRLM diesel fuel until June 1, 2010. Refiners chose Option 1 for 9 refineries. These 9 refineries produced 37,000 bbls/day high sulfur distillate fuel in 2003.

Option 2 allows a refinery owned by an approved small refiner to delay production of 15 ppm NRLM diesel fuel until June 1, 2014. Refiners chose Option 2 for 7 refineries. These 7 refineries produced 22,000 bbls/day high sulfur distillate fuel in 2003. (Options 1 and 2 are not mutually exclusive, small refiners may choose both Options 1 and 2.)

Option 3 allows a small refiner to generate credits for 500 ppm NRLM diesel fuel produced between June 1, 2006 and May 31, 2010, and also allows a small refiner to generate credits for 15 ppm NRLM diesel fuel produced between June 1, 2009 and December 31, 2013. Refiners chose Option 3 for 4 refineries. These 4 refineries produced 9,000 bbls/day high sulfur distillate fuel in 2003.

IV. NRLM Summary Data

Lastly, Option 4 allows a small refiner the ability to increase their refinery gasoline sulfur standards by 20 percent, provided they begin producing 15 ppm NRLM diesel fuel by June 1, 2006 at their refinery, and their refinery's annual average 15 ppm NRLM diesel fuel production is at least 85 percent of the refinery's annual average NRLM diesel fuel production from 2003 through 2005. Refiners chose Option 4 for 4 refineries. These 4 refineries produced 11,000 bbls/day high sulfur distillate fuel in 2003.

The number of refineries owned by small refiners, and the production of high sulfur distillate fuel from these refineries in 2003, are shown below in Table 4 for each option.

Table 4. Intended Small Refiner Compliance Options by Number of Refineries and High Sulfur Distillate Fuel Production			
Option	Description	Number of Refineries	2003 High Sulfur Distillate Fuel Production (thousand bbls/day)
1.	Delay 500 ppm NRLM Production	9	37
2.	Delay 15 ppm NRLM Production	7	22
3.	NRLM Credit Option	4	9
4.	NRLM Diesel/Gasoline Compliance Option	4	11

B. PADD Analysis

This section presents information specific to each PADD. Tables 5 and 6 show, by PADD, the number of refineries producing 15 and/or 500 ppm diesel fuel for 2010 (from June 1 through December 31) and 2014 (from June 1 through December 31). The total number of refineries producing diesel fuel decreases by 4 from 2010 to 2014, as 1 refinery enters the diesel fuel market in 2011, and 5 refineries exit by 2014. In 2010, 25 refineries are using flexibilities in the rules (producing 500 ppm LM diesel fuel, producing 500 ppm NR diesel fuel using NRLM credits, small refiner flexibilities) to produce some or all 500 ppm diesel fuel. However, by June 1, 2014, all of these refineries will only be producing 15 ppm diesel fuel and/or heating oil.

Tables 7 and 8 show, by PADD, anticipated production of 15 ppm and 500 ppm total diesel fuel for 2010 (from June 1 through December 31) and 2014 (from June 1 through December 31), and Figure 4 illustrates the average anticipated production of 15 ppm and 500 ppm total diesel fuel by PADD from June 1, 2010 through December 31, 2014. Tables 7 and 8 show that from 2010 through 2014, projected total diesel fuel production increases in PADDs 1 through 4 and decreases in PADD 5.

IV. NRLM Summary Data

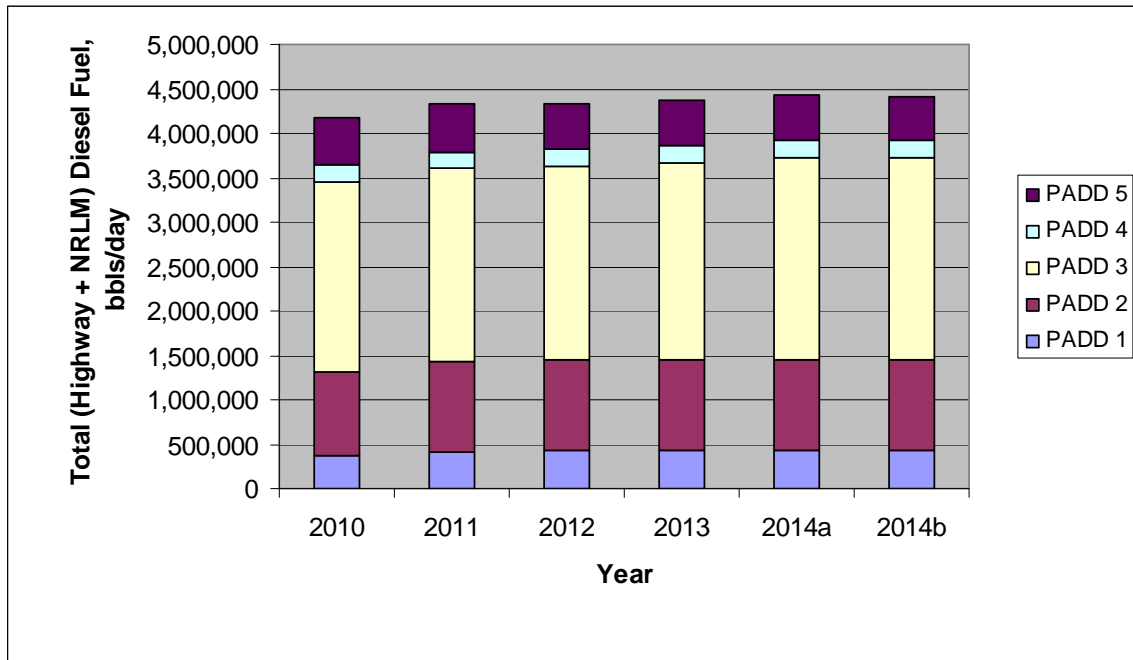
Table 5. Projected Number of Highway and NRLM Diesel Fuel Refineries by PADD for 2010						
PADD	1	2	3	4	5	Total U.S.
# refineries producing diesel fuel	12	25	44	14	26	121
# refineries at 100% 15 ppm	8	21	36	11	20	96
# refineries at 100% 500 ppm	0	3	4	0	3	10
# refineries with 15/500 ppm mix	4	1	4	3	3	15

Table 6. Projected Number of Highway and NRLM Diesel Fuel Refineries by PADD for 2014b						
PADD	1	2	3	4	5	Total U.S.
# refineries producing diesel fuel	12	26	42	14	23	117
# refineries at 100% 15 ppm	12	26	42	14	23	117
# refineries at 100% 500 ppm	0	0	0	0	0	0
# refineries with 15/500 ppm mix	0	0	0	0	0	0

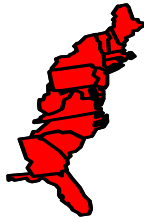
Table 7. Projected Production of (Highway + NRLM) Diesel Fuel by PADD for 2010						
PADD	1	2	3	4	5	Total U.S.
Total 15 ppm (highway + NRLM), bbls/day	363,304	902,942	2,064,882	180,346	499,463	4,010,938
Total 500 ppm (highway + NRLM), bbls/day	8,310	47,425	68,171	8,500	30,403	162,808
Total 15 ppm and 500 ppm total (highway + NRLM), bbls/day	371,613	950,367	2,133,053	188,846	529,866	4,173,746

Table 8. Projected Production of (Highway + NRLM) Diesel Fuel by PADD for 2014b						
PADD	1	2	3	4	5	Total U.S.
Total 15 ppm (highway + NRLM), bbls/day	424,205	1,023,862	2,277,361	189,465	497,525	4,412,417
Total 500 ppm (highway + NRLM), bbls/day	0	0	0	0	0	0
Total 15 ppm and 500 ppm total (highway + NRLM), bbls/day	424,205	1,023,862	2,277,361	189,465	497,525	4,412,417

Figure 4. Projected (Highway+NRLM) Diesel Fuel Production by PADD, 2010-2014



More detailed information for each PADD is shown below in Tables 9 through 13.

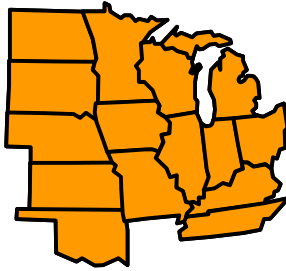


1. PADD 1

Reported totals for all PADD 1 refineries and importers are summarized below in Table 9. Table 9 shows that for 2010, 12 refineries anticipate producing approximately 372,000 bbls/day total (15 ppm and 500 ppm sulfur) diesel fuel. Eight refineries reported they intend to produce all of their diesel fuel containing 15 ppm sulfur or less, and 4 refineries reported they intend to produce some 500 ppm NRLM diesel fuel between 2010 and 2014. Table 9 also shows that total diesel fuel production in PADD 1 is projected to increase by approximately 53,000 bbls/day from 2010 through 2014.

Table 9
PADD 1 Diesel Fuel Data: 2010-2014

Year	2010	2011	2012	2013	2014a	2014b
# refineries producing diesel fuel	12	12	12	12	12	12
# refineries at 100% 15 ppm	8	8	8	11	11	12
# refineries at 100% 500 ppm	0	0	0	0	0	0
# refineries with 15/500 ppm mix	4	4	4	1	1	0
Total 15 ppm (bbls/day)	363,304	406,229	423,729	423,729	423,729	424,205
Total 500 ppm (bbls/day)	8,310	12,476	5,643	476	476	0
Total 15 ppm and 500 ppm (bbls/day)	371,613	418,705	429,372	424,205	424,205	424,205

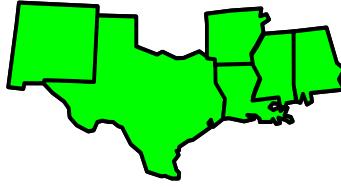


2. PADD 2

The reported totals for all PADD 2 refineries are summarized below in Table 10. Table 10 shows that for 2010, 25 refineries anticipate producing approximately 950,000 bbls/day total (15 ppm and 500 ppm sulfur) diesel fuel. Twenty one refineries reported they intend to produce all of their diesel fuel containing 15 ppm sulfur or less, and 4 refineries reported they intend to produce all or some 500 ppm NRLM diesel fuel between 2010 and 2012. Table 10 also shows that total diesel fuel production in PADD 2 is projected to increase by approximately 74,000 bbls/day from 2010 through 2014, including one refinery which enters the diesel fuel market in 2011.

Table 10.
PADD 2 Diesel Fuel Data: 2010-2014

Year	2010	2011	2012	2013	2014a	2014b
# refineries producing diesel fuel	25	26	26	26	26	26
# refineries at 100% 15 ppm	21	23	23	26	26	26
# refineries at 100% 500 ppm	3	2	0	0	0	0
# refineries with 15/500 ppm mix	1	1	3	0	0	0
Total 15 ppm (bbls/day)	902,942	992,927	1,020,364	1,032,998	1,032,558	1,023,862
Total 500 ppm (bbls/day)	47,425	13,091	5,314	0	0	0
Total 15 ppm and 500 ppm (bbls/day)	950,367	1,006,018	1,025,678	1,032,998	1,032,558	1,023,862

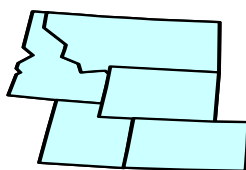


3. PADD 3

Reported totals for all PADD 3 refineries are summarized below in Table 11. Table 11 shows that 44 refineries anticipate producing 2.13 million bbls/day total (15 ppm and 500 ppm sulfur) diesel fuel in 2010. Thirty six refineries reported they intend to produce all of their diesel fuel containing 15 ppm sulfur or less, and 8 refineries reported they intend to produce all or some 500 ppm NRLM diesel fuel between 2010 and 2014. One refinery plans to exit the diesel fuel market in 2011, and another refinery plans to exit the diesel fuel market in 2014. Total diesel fuel production is projected to increase by approximately 144,000 bbls/day from 2010 through 2014.

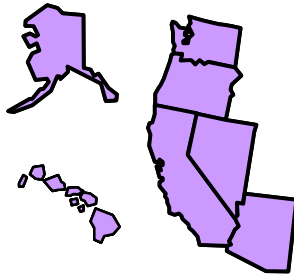
Table 11. PADD 3 Diesel Fuel Data: 2010-2014						
Year	2010	2011	2012	2013	2014a	2014b
# refineries producing diesel fuel	44	44	43	43	43	42
# refineries at 100% 15 ppm	36	36	37	41	42	42
# refineries at 100% 500 ppm	4	4	2	2	1	0
# refineries with 15/500 ppm mix	4	4	4	0	0	0
Total 15 ppm (bbls/day)	2,064,882	2,141,855	2,148,430	2,203,762	2,271,861	2,277,361
Total 500 ppm (bbls/day)	68,171	32,803	20,199	5,000	2,000	0
Total 15 ppm and 500 ppm (bbls/day)	2,133,053	2,174,659	2,168,629	2,208,762	2,273,861	2,277,361

4. PADD 4



Reported totals for all PADD 4 refineries are summarized below in Table 12. Table 12 shows that 14 refineries anticipate producing approximately 189,000 bbls/day total (15 ppm and 500 ppm sulfur) diesel fuel in 2010. Eleven refineries reported they intend to produce all of their diesel fuel containing 15 ppm sulfur or less, and 3 refineries reported they intend to produce some 500 ppm NRLM diesel fuel between 2010 and 2014. Table 12 also shows that the projected total diesel fuel production in PADD 4 remains relatively constant from 2010 through 2014.

Table 12. PADD 4 Diesel Fuel Data: 2010-2014						
Year	2010	2011	2012	2013	2014a	2014b
# refineries producing diesel fuel	14	14	14	14	14	14
# refineries at 100% 15 ppm	11	11	11	13	13	14
# refineries at 100% 500 ppm	0	0	0	0	0	0
# refineries with 15/500 ppm mix	3	3	3	1	1	0
Total 15 ppm (bbls/day)	180,346	183,667	186,294	189,667	189,049	189,465
Total 500 ppm (bbls/day)	8,500	8,500	4,982	500	500	0
Total 15 ppm and 500 ppm (bbls/day)	188,846	192,167	191,276	190,167	189,549	189,465



5. PADD 5⁵

Reported totals for all refineries in PADD 5 are summarized below in Table 13. Table 13 shows that 26 refineries anticipate producing approximately 530,000 bbls/day total (15 ppm and 500 ppm sulfur) diesel fuel in 2010. Twenty of these refineries indicated they expect to produce all of their diesel fuel containing 15 ppm sulfur or less, and 6 refineries reported they intend to produce all or some 500 ppm NRLM diesel fuel between 2010 and 2014. Total diesel fuel production is projected to decrease by approximately 32,000 bbls/day from 2010 through 2014, as one refinery plans to exit the diesel fuel market in 2012 and another two refineries exit the market in 2014.

Table 13. PADD 5 Diesel Fuel Data: 2010-2014						
Year	2010	2011	2012	2013	2014a	2014b
# refineries producing diesel fuel	26	26	26	25	25	23
# refineries at 100% 15 ppm	20	20	20	21	21	23
# refineries at 100% 500 ppm	3	3	3	2	2	0
# refineries with 15/500 ppm mix	3	3	3	2	2	0
Total 15 ppm (bbls/day)	499,463	502,938	501,271	502,938	496,401	497,525
Total 500 ppm (bbls/day)	30,403	30,403	17,403	6,403	6,403	0
Total 15 ppm and 500 ppm (bbls/day)	529,866	533,341	518,674	509,341	502,803	497,525

⁵ Alaska refineries are included in this analysis

C. Comparison of 2008 and 2009 NRLM Pre-Compliance Reports

Total reported production of 15 ppm and 500 ppm diesel fuel in the 2009 pre-compliance reports decreased, compared to the 2008 pre-compliance reports. Table 14 shows the projected production of 15 ppm and 500 ppm diesel fuel from the 2008 and 2009 pre-compliance reports for 2010 (from June 1 to December 31). Total production of diesel fuel from the 2009 reports was approximately 223,000 bbls/day less than total production from the 2008 reports. Most of this decrease occurred in PADDs 1 and 2, while reported production in PADDs 3, 4, and 5 showed little change. Projected total diesel fuel demand in 2010 has also decreased so that production is expected to be sufficient to meet demand. Projected total diesel fuel demand from AEO 2008 was 4.04 million bbls/day, while projected total diesel fuel demand from AEO 2009 was only 3.74 million bbls/day, a decrease of 300,000 bbls/day.

Table 14.						
Projected Production of (Highway + NRLM) Diesel Fuel by PADD for 2010						
PADD	1	2	3	4	5	Total U.S.
2008 NRLM reports						
Total 15 ppm, bbls/day	480,001	1,028,534	2,092,135	182,284	507,592	4,290,547
Total 500 ppm, bbls/day	20,476	13,425	53,844	7,500	11,326	106,571
Total 15 ppm and 500 ppm , bbls/day	500,478	1,041,959	2,145,980	189,784	518,918	4,397,118
2009 NRLM reports						
Total 15 ppm, bbls/day	363,304	902,942	2,064,882	180,346	499,463	4,010,938
Total 500 ppm, bbls/day	8,310	47,425	68,171	8,500	30,403	162,808
Total 15 ppm and 500 ppm , bbls/day	371,613	950,367	2,133,053	188,846	529,866	4,173,746
Change in reported production, bbls/day	-128,864	-91,591	-12,927	-938	10,948	-223,372

Table 15 shows the projected production of 15 and 500 ppm diesel fuel from the 2008 and 2009 pre-compliance reports for 2014 (from June 1 to December 31). Total production of diesel fuel from the 2009 reports was approximately 144,000 bbls/day less than the total production from the 2008 reports. Most of this decrease occurred in PADD 1, with lesser decreases in PADDs 2, 4 and 5, and an increase PADD 3. Projected total diesel fuel demand in 2015 has also decreased so that production is expected to be sufficient to meet demand. Projected total diesel fuel demand from AEO 2008 was 4.32 million bbls/day, while projected total diesel fuel demand from AEO 2009 was only 4.16 million bbls/day, a decrease of 160,000 bbls/day.

IV. NRLM Summary Data

Table 15. Projected Production of (Highway + NRLM) Diesel Fuel by PADD for 2014b						
PADD	1	2	3	4	5	Total U.S.
2008 NRLM reports						
Total 15 ppm, bbls/day	530,105	1,050,024	2,261,308	192,584	522,926	4,556,947
Total 500 ppm, bbls/day	0	0	0	0	0	0
Total 15 ppm and 500 ppm , bbls/day	530,105	1,050,024	2,261,308	192,584	522,926	4,556,947
2009 NRLM reports						
Total 15 ppm, bbls/day	424,205	1,023,862	2,277,361	189,465	497,525	4,412,417
Total 500 ppm, bbls/day	0	0	0	0	0	0
Total 15 ppm and 500 ppm , bbls/day	424,205	1,023,862	2,277,361	189,465	497,525	4,412,417
Change in reported production, bbls/day	-105,900	-26,162	16,053	-3,119	-25,402	-144,529

Appendix - List of Acronyms

bbls/day	<i>barrels per day</i>
bpcd	<i>barrels per calendar day</i>
EIA	<i>Energy Information Administration</i>
EPA	<i>U.S. Environmental Protection Agency</i>
FR	<i>Federal Register</i>
LM	<i>Locomotive and Marine</i>
NR	<i>Nonroad</i>
NRLM	<i>Nonroad, Locomotive, and Marine</i>
PADD	<i>Petroleum Administration for Defense District</i>
ppm	<i>parts-per-million</i>
ULSD	<i>Ultra Low Sulfur Diesel</i>
AEO	<i>Annual Energy Outlook</i>