



ENERGY STAR® OVERVIEW OF 2007 ACHIEVEMENTS

ENERGY EFFICIENCY FIGHTS CLIMATE CHANGE AND GROWS THE ECONOMY

Global climate change has emerged as one of the world's most significant environmental challenges. As the effects of climate change begin to manifest themselves, businesses, consumers, and organizations are looking for real solutions available today. Energy efficiency is a very effective strategy for reducing greenhouse gas emissions right now at little or negative cost. Since 1992, the ENERGY STAR program has worked to dismantle identifiable and pervasive market barriers stifling investment in energy efficiency and bring practical solutions to the residential, commercial, and industrial sectors.

The more than 12,000 organizations partnering with ENERGY STAR over the past 15 years have captured environmental benefits and more. The ever-growing number of products, practices, and policies offered through the ENERGY STAR program has enabled American families, businesses, and organizations to save money on their energy bills, hedge against volatility in energy markets, improve energy security, and grow the economy. Americans have enjoyed these benefits while experiencing the quality, comfort, and performance they expect from their products, homes, buildings, and industrial facilities.

The ENERGY STAR program plays a vital role as a credible, objective source of information and tools that homeowners and businesses can use to make well-informed decisions for themselves and the environment. As a result, the program benefits have grown steadily since 1992 and are poised to continue well into the future.

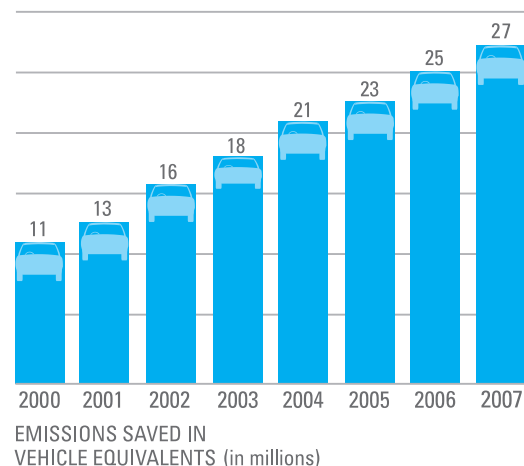
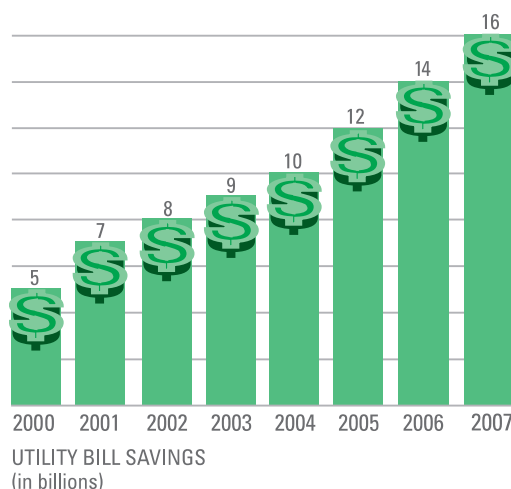
This document provides a brief overview of the key achievements in 2007 based on partner actions. A more detailed summary of 2007 achievements and plans for the future will be provided in an Annual Report published in the fall of 2008.

RESULTS FOR 2007

2007 was the most successful year to date for the ENERGY STAR program. Americans, with the help of ENERGY STAR, prevented 40 million metric tons of greenhouse gas emissions in 2007 alone—equivalent to the annual emissions from 27 million vehicles—and saved more than \$16 billion on their utility bills (see Fig. 1).

Savings are on track to nearly double again in 10 years as more households, businesses, and organizations rely on ENERGY STAR for guidance on investing in energy-efficient products, practices, and policies. The 2007 ENERGY STAR results represent about one-third of the total greenhouse gas emissions reductions from U.S. Environmental Protection Agency (EPA) climate change programs.

FIG. 1. Since 2000, ENERGY STAR Benefits Have More Than Doubled



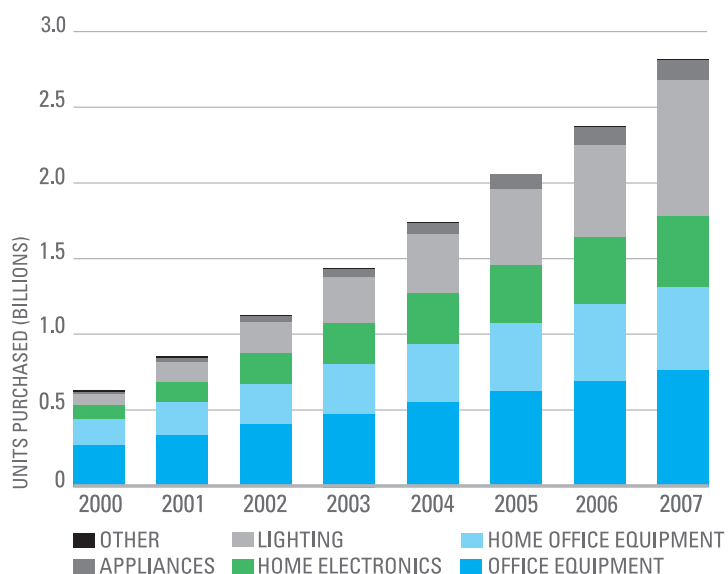
ENERGY STAR PARTNERS

Across the residential, commercial, and industrial sectors, businesses and institutions are realizing that they can do well by doing good. A diverse set of public and private organizations across the country are joining forces with EPA and the U.S. Department of Energy (DOE) through ENERGY STAR to protect the environment, while bringing the value of energy efficiency to their customers, the public, and themselves. The more than 12,000 ENERGY STAR partners include:

- About 2,000 manufacturers using the ENERGY STAR to label and differentiate more than 40,000 individual product models, many of which carry the brands that today's consumers prefer.
- More than 1,000 retail partners bringing ENERGY STAR qualifying products and educational information to their customers.
- Over 5,000 builder partners constructing new homes in every state and the District of Columbia that qualify as ENERGY STAR—saving homeowners money while maintaining high levels of comfort.
- More than 3,000 private businesses, public sector organizations, and industrial facilities investing in energy efficiency and reducing energy use in their buildings.
- More than 40 states, 550 utilities, and many other energy efficiency program sponsors nationwide leveraging ENERGY STAR to improve the efficiency of commercial buildings and homes.
- Hundreds of energy service providers, home energy raters, financial institutions, architects, and building engineers making energy efficiency more widely available through ENERGY STAR—providing additional value to their customers.

The efforts of these partners and EPA have resulted in steady growth of consumer awareness of the ENERGY STAR label. By the end of 2007, more than 70% of the American public could identify the ENERGY STAR label. The influence of the label is growing in tandem. One in three households knowingly purchased an ENERGY STAR qualified product in 2007, and more than 70% of those households credited the label as an important factor in their decision.

FIG. 2. More Than 2.5 Billion ENERGY STAR Qualified Products Purchased Since 1992



ENERGY STAR FOR THE HOME

The American public trusts ENERGY STAR as the national symbol for energy efficiency to guide their purchasing decisions, save them money, and protect the environment. By looking to ENERGY STAR for best practices and products, households can reduce their energy use and save up to 30%, or \$600 annually, on their utility bills,¹ while reducing the greenhouse gas emissions that contribute to climate change.

Highlights for 2007

- Americans purchased about 500 million ENERGY STAR qualified products in 2007 across more than 50 product categories for a cumulative total of more than 2.5 billion products (see Fig. 2). These categories—including appliances, heating and cooling equipment, consumer electronics, office equipment, and lighting—offer consumer savings of as much as 90% relative to standard models.
- EPA raised the bar on outreach efforts in 2007. The ENERGY STAR *Change a Light, Change the World* campaign “hit the road” with a national bus tour—stopping in 10 cities for 16 events—with a message for Americans: “Join the fight against global warming.” The bus tour collected more than 1 million pledges to change an incandescent bulb to an ENERGY STAR qualified compact fluorescent light bulb. Combined media efforts through a variety of channels totaled nearly 160 million impressions.
- Despite a downturn in the new housing market in 2007, over 120,000 new homes were constructed to meet ENERGY STAR guidelines, bringing the total number of ENERGY STAR qualified homes to almost 840,000 (see Fig. 3). Owners of these homes are saving more than \$200 million annually on their utility bills.
- Over 38,000 homeowners are enjoying greater comfort in their homes thanks to state and locally sponsored Home Performance with ENERGY STAR programs. In 2007, four new sponsors launched Home Performance with ENERGY STAR, for a total of 20 programs, bringing the benefits of this comprehensive whole-house approach to more families across the country.
- More than 7,700 ENERGY STAR qualified homes were built using public funding in FY 2007, guaranteeing that families most in need will save money on their utility bills. EPA worked with 21 state housing finance agencies (HFAs) to promote ENERGY STAR products and homes in their funding criteria for housing projects. More than 30 HFAs give preference to projects that include ENERGY STAR products and guidelines, while four states require all new homes funded with housing tax credits to be ENERGY STAR qualified.
- EPA released the Home Energy Advisor, an interactive Web-based tool that offers homeowners personalized recommendations on how to improve the energy efficiency of their homes. In addition, two pilot programs for ENERGY STAR HVAC Proper Installation were successfully completed in 2007, setting the stage for the program debut in 2008.
- EPA added digital TV adapters and decorative light strings to the suite of ENERGY STAR product categories for the home. EPA also updated the ENERGY STAR specifications for roof products and residential light fixtures. Work was completed on an internationally approved, technology-neutral testing procedure for TVs in “on mode,” paving the way for a new, comprehensive ENERGY STAR specification.

¹ Average household utility bill is approximately \$1,900 per year.

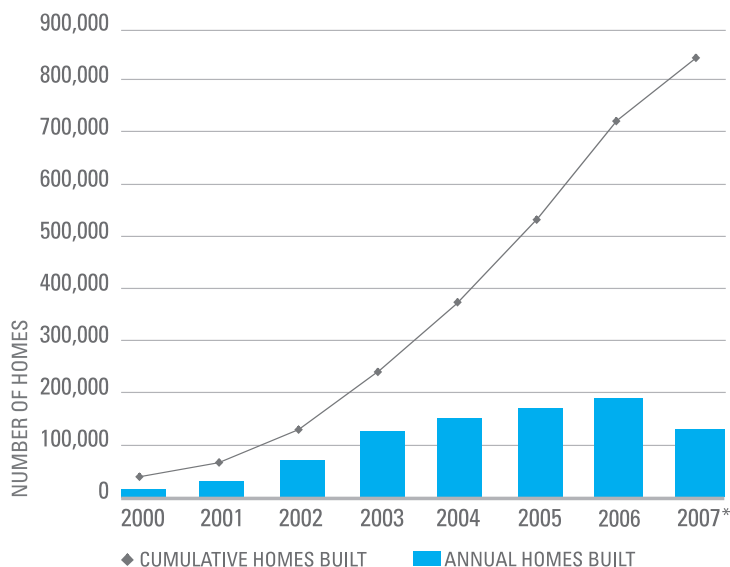
ENERGY STAR FOR BUSINESS

Through the ENERGY STAR program, EPA continued to provide its commercial and industrial partners of all sizes with tools and guidance on assessing current energy use and developing concrete action plans that would lead to significant energy reductions. These efforts resulted in exponential program growth in 2007.

Highlights for 2007

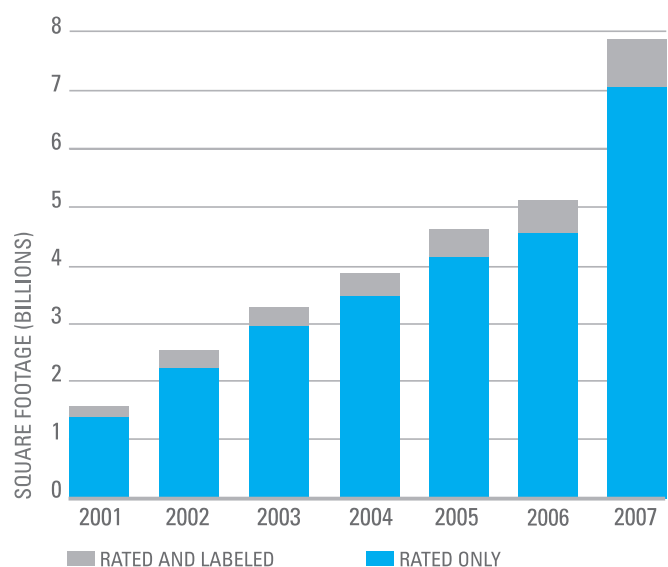
- EPA continued to promote the ENERGY STAR Challenge, which calls on U.S. businesses and institutions to reduce energy use by 10% or more. As a result, almost 800 organizations and individuals—including more than 150 local governments—have now joined the Challenge. Influential local government associations supported the Challenge, such as the National Association of Counties (NACo) and the U.S. Conference of Mayors.
- Key organizations stepped up their efforts to promote ENERGY STAR in 2007. The Building Owners and Managers Association (BOMA) International announced its 7-Point Challenge to achieve a 30% improvement in its members' portfolios using EPA's Portfolio Manager. CoStar, the leading information service provider to U.S. commercial real estate properties, integrated ENERGY STAR information into its Web site and building research.
- EPA's energy performance rating system experienced tremendous growth and was expanded to include retail space in 2007. Building owners and operators have now used the system to rate the energy efficiency of more than 62,000 buildings—more than double the number since the end of 2006. These buildings represent more than 7.5 billion square feet (see Fig. 4), including 55% of hospital space (acute care), 52% of supermarket space, 31% of office building space, 24% of school space, and 24% of hotel space across the country.
- In addition, more buildings than ever qualified for the ENERGY STAR label in 2007, bringing the total to more than 4,000 buildings representing over 740 million square feet. Recognized for their superior energy and environmental performance, these buildings use about 35% less energy, on average, than typical buildings; almost 500 use 50% less energy.
- EPA recognized more than 50 partners as ENERGY STAR Leaders for meeting important energy saving milestones across their entire building portfolio. These Leaders represent more than 4,500 facilities and more than 260 million square feet.
- Automated Benchmarking Services (ABS), which facilitates building benchmarking across a portfolio of buildings through third-party servers, grew more than 400% to service about 30,000 buildings. Service and Product Providers helped rate over 32,000 buildings—most of them through ABS—and assisted close to 500 client buildings in achieving at least a 10 point energy performance improvement in 2007.
- 35 building projects achieved Designed to Earn the ENERGY STAR in 2007. Kinard Junior High in Poudre, CO, became the first building to achieve Designed to Earn the ENERGY STAR that went on to earn the ENERGY STAR label in 2007 based on demonstrated, operating performance.
- In 2007, vigorous activity continued for ENERGY STAR's industrial partners, including those in the key focus industries of motor vehicles, cement, wet corn milling, food processing, glass, pharmaceuticals, petrochemicals, petroleum refining, and pulp & paper. EPA released first drafts of plant energy performance rating tools for petrochemical plants, four different kinds of food processing plants, and three types of glass manufacturing plants. Almost 40 plants have now earned the ENERGY STAR label for superior energy performance.
- EPA added commercial dishwashers and icemakers to the suite of ENERGY STAR commercial product categories. Due to the successful transformation of the market to highly efficient traffic lights and transformers, EPA sunsetted these specifications in 2007.
- EPA completed a report to Congress on energy use in U.S. data centers, showing the potential to save up to \$4 billion in electricity costs by improving the efficiency of equipment and operations.

FIG. 3. 840,000 Homes Nationwide Bear the ENERGY STAR Label



*Reflects transition to more stringent specification and slow down in U.S. housing starts.

FIG. 4. Commercial Building Rating and Labeling Activity Gains Momentum





ENERGY STAR® AWARD WINNERS

SUSTAINED EXCELLENCE

3M
St. Paul, MN

Advantage IQ, Inc.
Spokane, WA

Austin Energy
Austin, TX

California Portland Cement Company
Glendora, CA

CenterPoint Energy
Houston, TX

Food Lion, LLC
Salisbury, NC

Ford Motor Company
Dearborn, MI

GE Consumer & Industrial
Louisville, KY

Giant Eagle, Inc.
Pittsburgh, PA

Gorell Enterprises, Inc.
Indiana, PA

Marriott International Inc.
Bethesda, MD

Merck & Co., Inc.
Whitehouse Station, NJ

Nevada ENERGY STAR Partners
Las Vegas, NV

New York State Energy Research and Development Authority
Albany, NY

NewYork-Presbyterian Hospital
New York, NY

Northeast ENERGY STAR Products Initiative
Lexington, MA

Oncor Electric Delivery
Dallas, TX

OSRAM SYLVANIA
Danvers, MA

PepsiCo
Purchase, NY

ProVia Door
Sugarcreek, OH

Raytheon Company
Waltham, MA

Sea Gull Lighting Products, LLC
Riverside, NJ

Southern California Edison
Rosemead, CA

Toyota Motor Engineering & Manufacturing North America, Inc.
Erlanger, KY

Transwestern
Houston, TX

USAA Real Estate Company
San Antonio, TX

Whirlpool Corporation
Benton Harbor, MI

Wisconsin Focus on Energy
Madison, WI

PARTNER OF THE YEAR

Allergan, Inc.
Irvine, CA

ArcelorMittal USA
Chicago, IL

Arizona Public Service (APS)
Phoenix, AZ

Building Owners and Managers Association (BOMA) International
Washington, DC

CB Richard Ellis, Inc.
Los Angeles, CA

Colorado Springs Utilities
Colorado Springs, CO

Council Rock School District
Newtown, PA

Energy Inspectors
Las Vegas, NV

Environmental Building Solutions
Matthews, NC

Gresham-Barlow School District
Gresham, OR

ITW Food Equipment Group, North America
Troy, OH

J. C. Penney Company, Inc.
Plano, TX

Lithonia Lighting, an Acuity Brands Company
Conyers, GA

National Grid
Westborough, MA

Pacific Gas and Electric Company
San Francisco, CA

Pella Corporation
Pella, IA

Providence Health & Services
Seattle, WA

Rocky Mountain Power
Salt Lake City, UT

Seattle Lighting
*DestinationLighting.com
Seattle, WA*

Simon Property Group
Indianapolis, IN

Southern Energy Management
Raleigh, NC

Southwest Energy Conservation, LLC
El Paso, TX

The Dow Chemical Company
Midland, MI

The Joint Management Committee representing Massachusetts New Homes with ENERGY STAR
Massachusetts

TIAA-CREF
New York, NY

TRC Energy Services
Windsor, CT

AWARDS FOR EXCELLENCE

Best Buy Co., Inc.
Richfield, MN

Bosch Home Appliances
Huntington Beach, CA

Canon USA, Inc.
Lake Success, NY

Efficiency Vermont
Burlington, VT

Energy Trust of Oregon, Inc.
Portland, OR

Forest City Stapleton
Denver, CO

Georgia Power
Atlanta, GA

Haven Properties
Alpharetta, GA

Ideal Homebuilders
Lexington, KY

Ivey Residential
Evans, GA

Long Island Power Authority
Uniondale, NY

Lowe's Companies, Inc.
Mooresville, NC

Nashville Area Habitat for Humanity
Nashville, TN

Nationwide Marketing Group
Winston-Salem, NC

Nevada Power & Sierra Pacific Power ENERGY STAR Lighting and Appliance Program
Reno, NV

NJBPU, New Jersey's Clean Energy Program
Newark, NJ

Pacific Gas and Electric Company
San Francisco, CA

The Home Depot
Atlanta, GA

Utah Division of Housing and Community Development
Salt Lake City, UT

Virgin Islands Water and Power Authority
St. Thomas, U.S. Virgin Islands

Winton/Flair Custom Homes
El Paso, TX

SPECIAL RECOGNITION

3M's Optical Systems Division
St. Paul, MN

Lennar Homes—Bay Area, California
San Ramon, CA

Menards
Eau Claire, WI

For more information, visit www.energystar.gov

All values and figures for 2007 are preliminary as of March 1, 2008. Source for all figures: EPA Climate Protection Partnerships Division