



EPA's BEACH Report:

Pennsylvania 2009 Swimming Season

May 2010

Introduction

The BEACH Act of 2000 requires that coastal and Great Lakes states and territories report to EPA on beach monitoring and notification data for their coastal recreation waters.

The BEACH Act defines coastal recreation waters as the Great Lakes and coastal waters (including coastal estuaries) that states, territories, and authorized tribes officially recognize or designate for swimming, bathing, surfing, or similar activities in the water.

This fact sheet summarizes beach monitoring and notification data submitted to EPA by the State of Pennsylvania for the 2009 swimming season.

Figure 1. Pennsylvania coastal counties.

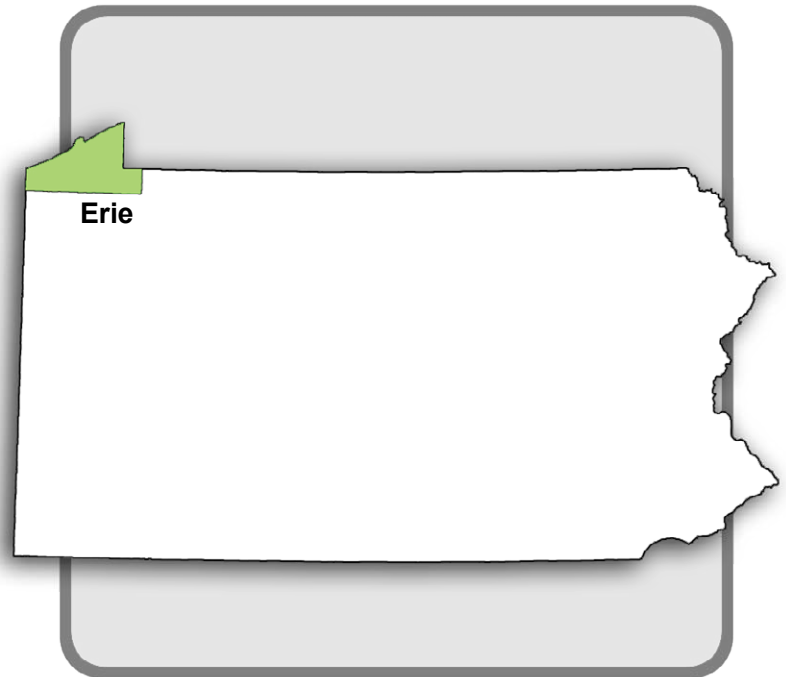


Table 1. Breakdown of monitored and unmonitored coastal beaches by county for 2009.

County	Total Beaches	Monitored	Not Monitored
ERIE	13	13	0
TOTALS	13	13	0

2009 Summary Results

How many notification actions were reported and how long were they?

When water quality standards are exceeded at a particular beach, Pennsylvania's approach is to issue a beach advisory that warns people to avoid contact with the water. A total of 11 monitored beaches had at least one advisory issued during the 2009 swimming season. All of Pennsylvania's 26 notification actions lasted two days or less. Figure 2 presents a full breakdown of notification action durations.

What percentage of days were beaches under a notification action?

For Pennsylvania's 2009 swimming season, actions were reported about 3 percent of the time (Figure 3).

How do 2009 results compare to previous years?

Table 2 compares 2009 notification action data with monitored beach data from previous years.

What pollution sources possibly affect investigated monitored beaches?

Figure 4 displays the percentage of Pennsylvania's investigated monitored beaches possibly affected by various pollution sources. In 2009, sources of pollution at 13 investigated beaches were unknown.

For More Information

For general information about beaches:
www.epa.gov/beaches/

For information regarding sample results for all permitted bathing beaches contact the Erie County Department of Health at (814) 451-6700 or on the web at www.ecdh.org

Figure 2: Beach notification actions by duration.

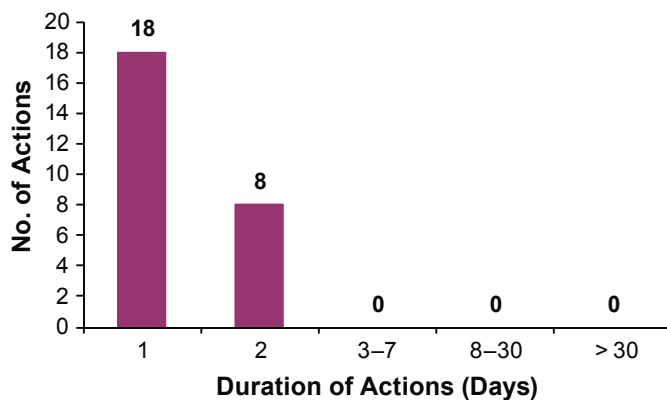


Figure 3: Beach days with and without notification actions.

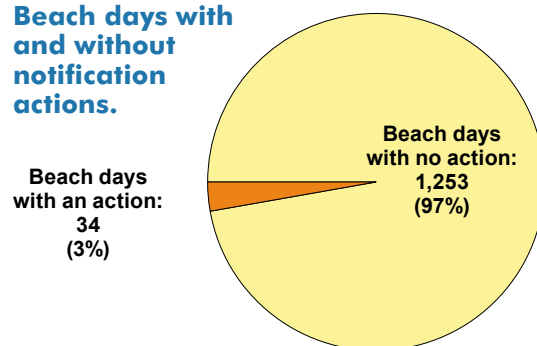


Table 2. Beach notification actions, 2007-2009.

	2007	2008	2009
Number of monitored beaches	13	12	13
Number of beaches affected by notification actions	8	11	11
Percentage of beaches affected by notification actions	61%	92%	85%
Percentage of beach days affected by notification actions	2%	11%	3%

Figure 4: Percent of investigated monitored beaches affected by possible pollution sources (13 beaches).

