

Ecological Soil Screening Levels for Arsenic

Interim Final

OSWER Directive 9285.7-62



**U.S. Environmental Protection Agency
Office of Solid Waste and Emergency Response
1200 Pennsylvania Avenue, N.W.
Washington, DC 20460**

March 2005

This page intentionally left blank

TABLE OF CONTENTS

1.0	INTRODUCTION	1
2.0	SUMMARY OF ECO-SSLs FOR ARSENIC	2
3.0	ECO-SSL FOR TERRESTRIAL PLANTS	3
4.0	ECO-SSL FOR SOIL INVERTEBRATES	3
5.0	ECO-SSL FOR AVIAN WILDLIFE	5
5.1	Avian TRV	5
5.2	Estimation of Dose and Calculation of the Eco-SSL	5
6.0	ECO-SSL FOR MAMMALIAN WILDLIFE	8
6.1	Mammalian TRV	8
6.2	Estimation of Dose and Calculation of the Eco-SSL	13
7.0	REFERENCES	14
7.1	General Arsenic References	14
7.2	References Used for Derivation of Plant and Soil Invertebrate Eco-SSLs	14
7.3	References Rejected for Use in Derivation of Plant and Soil Invertebrate Eco-SSLs	15
7.4	References Used for Derivation of Wildlife TRVs	27
7.5	References Rejected for Use in Derivation of Wildlife TRVs	31

LIST OF TABLES

Table 2.1	Arsenic Eco-SSLs (mg/kg dry weight in soil)	2
Table 3.1	Plant Toxicity Data - Arsenic	4
Table 5.1	Avian Toxicity Data Extracted for Wildlife Toxicity Reference Value (TRV) - Arsenic	6
Table 5.2	Calculation of the Avian Eco-SSLs for Arsenic	8
Table 6.1	Mammalian Toxicity Data Extracted for Wildlife Toxicity Reference Value (TRV) - Arsenic	9
Table 6.2	Calculation of the Mammalian Eco-SSLs for Arsenic	13

LIST OF FIGURES

Figure 2.1	Typical Background Concentrations of Arsenic in U.S. Soils	3
Figure 5.1	Avian TRV Derivation for Arsenic	7
Figure 6.1	Mammalian TRV Derivation for Arsenic	12

LIST OF APPENDICES

Appendix 5-1	Avian Toxicity Data Extracted and Reviewed for Wildlife Toxicity Reference Value (TRV) - Arsenic
Appendix 6-1	Mammalian Toxicity Data Extracted and Reviewed for Wildlife Toxicity Reference Value (TRV) - Arsenic

1.0 INTRODUCTION

Ecological Soil Screening Levels (Eco-SSLs) are concentrations of contaminants in soil that are protective of ecological receptors that commonly come into contact with and/or consume biota that live in or on soil. Eco-SSLs are derived separately for four groups of ecological receptors: plants, soil invertebrates, birds, and mammals. As such, these values are presumed to provide adequate protection of terrestrial ecosystems. Eco-SSLs are derived to be protective of the conservative end of the exposure and effects species distribution, and are intended to be applied at the screening stage of an ecological risk assessment. These screening levels should be used to identify the contaminants of potential concern (COPCs) that require further evaluation in the site-specific baseline ecological risk assessment that is completed according to specific guidance (U.S. EPA, 1997, 1998, and 1999). The Eco-SSLs are not designed to be used as cleanup levels and the United States (U.S.) Environmental Protection Agency (EPA) emphasizes that it would be inappropriate to adopt or modify the intended use of these Eco-SSLs as national cleanup standards.

The detailed procedures used to derive Eco-SSL values are described in separate documentation (U.S. EPA, 2003). The derivation procedures represent the collaborative effort of a multi-stakeholder group consisting of federal, state, consulting, industry, and academic participants led by the U.S. EPA, Office of Solid Waste and Emergency Response.

This document provides the Eco-SSL values for arsenic and the documentation for their derivation. This document provides guidance and is designed to communicate national policy on identifying arsenic concentrations in soil that may present an unacceptable ecological risk to terrestrial receptors. The document does not, however, substitute for EPA's statutes or regulations, nor is it a regulation itself. Thus, it does not impose legally-binding requirements on EPA, states, or the regulated community, and may not apply to a particular situation based upon the circumstances of the site. EPA may change this guidance in the future, as appropriate. EPA and state personnel may use and accept other technically sound approaches, either on their own initiative, or at the suggestion of potentially responsible parties, or other interested parties. Therefore, interested parties are free to raise questions and objections about the substance of this document and the appropriateness of the application of this document to a particular situation. EPA welcomes public comments on this document at any time and may consider such comments in future revisions of this document.

2.0 SUMMARY OF ECO-SSLs FOR ARSENIC

Arsenic is naturally present in rock and soils with concentrations in soils reflecting the geology of the region as well as anthropogenic inputs. Higher concentrations are associated with igneous and sedimentary rocks, particularly with sulfidic ores (API, 1998). Extensive discussions of the sources, concentrations, and chemical species are presented in API (1998) and Cullen and Reimer (1989).

Arsenic is used in multiple manufacturing and industrial processes including the production of wood treating chemicals, herbicides, pesticides, desiccants, metal alloys, glass, pharmaceuticals, and semi-conductors. Elevated arsenic soil concentrations are often associated with mining activities, smelters, pesticide/herbicide manufacturing facilities and agricultural lands (API, 1998).

Arsenic can exist in four oxidation states: +5, +3, 0 and -3. In soil, arsenic is a constituent of numerous minerals and is found frequently associated with sulfur, most commonly as arsenopyrite (FeAsS). Inorganic arsenate can also be bound to iron and aluminum cations, or any other cation that may be present (e.g., calcium, zinc, magnesium, lead) as well as organic matter in soils (API, 1998).

Arsenic occurs in contaminated soils primarily as the inorganic arsenic (V) and arsenic (III) but soil microorganisms can produce organic forms (Cullen and Reimer, 1989; Huang, 1994; CCME, 1996). Transformations among inorganic and organic forms are controlled by the oxidation-reduction, precipitation/adsorption, and biomethylation processes in addition to the biological production and volatilization of the arsines (API, 1998). The availability or solubility of arsenic in soils depends on the source (natural vs. anthropogenic) and the soil's clay content, redox potential, and pH. Generally, factors that tend to increase arsenic availability are anthropogenic sources (e.g., pesticides), low clay content, low redox potential (reducing conditions), and high pH (alkaline conditions) (Cullen and Reimer, 1989, API, 1998).

The Eco-SSL values derived to date for arsenic are summarized in Table 2.1.

Table 2.1 Arsenic Eco-SSLs (mg/kg dry weight in soil)			
Plants	Soil Invertebrates	Wildlife	
		Avian	Mammalian
18	NA	43	46
NA = Not Available. Data were insufficient to derive an Eco-SSL.			

Eco-SSL values for arsenic were derived for plants, avian wildlife, and mammalian wildlife. An Eco-SSL value for arsenic for soil invertebrates could not be derived as data were insufficient. The Eco-SSLs range from 18 mg/kg dry weight (dw) for plants to 46 mg/kg dw for avian wildlife. These concentrations are higher than the reported range of background

soil concentrations in eastern and western U.S. soils (Figure 2.1). Background concentrations of many metals in U.S. soils are described in Attachment 1-4 of the Eco-SSL guidance (U.S. EPA, 2003).

3.0 ECO-SSL FOR TERRESTRIAL PLANTS

Of the papers identified from the literature search process, 171 were selected for acquisition for further review. Of those papers acquired, 26 met all 11 Study Acceptance Criteria (U.S. EPA 2003; Attachment 3-1). Each of these papers was reviewed and the studies were scored according to the Eco-SSL guidance (U.S. EPA, 2003; Attachment 3-2). Seventeen studies received an Evaluation Score greater than ten. These studies are summarized in Table 3.1.

The data in Table 3.1 are sorted by bioavailability score. There are three study results with a bioavailability score of two used to derive the plant Eco-SSL for arsenic according to the Eco-SSL guidance (U.S. EPA, 2003; Attachment 3-2). The Eco-SSL is the geometric mean of the maximum acceptable toxicant concentration (MATC) values reported for each of three test species under two separate test conditions (pH and % organic matter (OM)) and is equal to 18 mg/kg dw.

4.0 ECO-SSL FOR SOIL INVERTEBRATES

Of the papers identified from the literature search process, 35 were acquired for further review. Of those acquired, one met all 11 Study Acceptance Criteria (U.S. EPA, 2003; Attachment 3-1). There were no studies that received an Evaluation Score greater than 10. A soil invertebrate Eco-SSL could not be derived for arsenic.

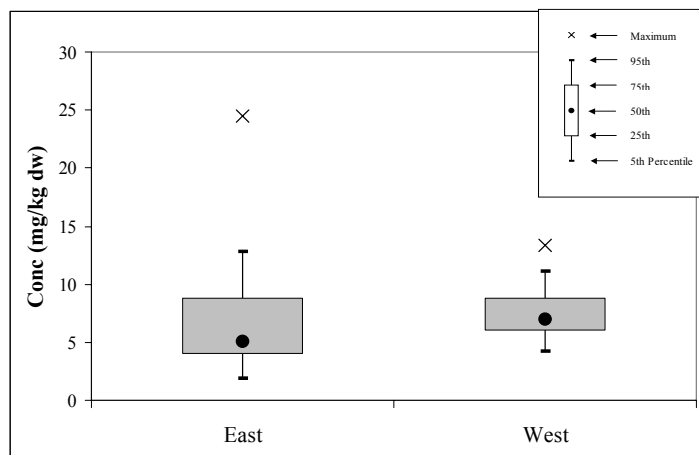


Figure 2.1 Typical Background Concentrations of Arsenic in U.S. Soils.

Table 3.1 Plant Toxicity Data - Arsenic

Reference	IP Number	Study ID	Test Organism		Soil pH	OM%	Bio-availability Score	ERE	Tox Parameter	Tox Value - Soil Concentration (mg/kg dw)	Total Evaluation Score	Eligible for Eco-SSL Derivation?	Used for Eco-SSL?
Jiang and Singh, 1994	4441	a	Ryegrass	<i>Lolium perenne</i>	5.6	0.7	2	GRO	MATC	22	13	Y	Y
Schweizer, 1967	9659	a	Cotton	<i>Gossypium hirsutum stoneville 7A</i>	7.9	1.1	2	GRO	MATC	69	16	Y	Y
Schweizer, 1967	9659	b	Rice	<i>Oryza sativa L. var. Noto</i>	7.9	1.1	2	GRO	MATC	4	15	Y	Y
Geometric Mean										18			
Data not Used to Derive Plant Eco-SSL													
Jiang and Singh, 1994	4441	e	Barley	<i>Hordeum vulgare</i>	5.6	0.7	2	GRO	LOAEC	2	13	N	N
Jiang and Singh, 1994	4441	g	Barley	<i>Hordeum vulgare</i>	5.6	0.7	2	GRO	LOAEC	2	13	N	N
Jiang and Singh, 1994	4441	c	Ryegrass	<i>Lolium perenne</i>	5.6	0.7	2	GRO	MATC	22	13	N	N
Woolson and Isensee, 1981	56454	a	Radish	<i>Raphanus sativus</i>	5.1	1.5	1	POP	MATC	6	13	N	N
Woolson and Isensee, 1981	56454	b	Soybean	<i>Glycine Max (L.) Merr.</i>	5.1	1.5	1	POP	MATC	6	13	N	N
Jacobs et al., 1970	5577	b	Corn	<i>Zea mays</i>	5.5	1.2	1	GRO	MATC	40	12	Y	N
Jacobs et al., 1970	5577	c	Snap Bean	<i>Phaseolus vulgaris</i>	5.5	1.2	1	GRO	MATC	22	12	Y	N
Jacobs et al., 1970	5577	e	Pea	<i>Pisum sativum</i>	5.5	1.2	1	GRO	MATC	40	12	Y	N
Jacobs et al., 1970	5577	a	Potato	<i>Solanum tuberosum</i>	5.5	1.2	1	GRO	MATC	97	11	Y	N
Anastasia and Kender, 1973	11144	a	Blueberry	<i>Vaccinium angustifolium</i>	4.6	0.17-98.0	0	GRO	MATC	55	13	Y	N
Jiang and Singh, 1994	4441	b	Ryegrass	<i>Lolium perenne</i>	4.9	5.3	0	GRO	MATC	22	11	Y	N
Jiang and Singh, 1994	4441	d	Ryegrass	<i>Lolium perenne</i>	4.9	5.3	0	GRO	MATC	22	11	N	N
Jiang and Singh, 1994	4441	f	Barley	<i>Hordeum vulgare</i>	4.9	5.3	0	GRO	MATC	22	11	Y	N
Jiang and Singh, 1994	4441	h	Barley	<i>Hordeum vulgare</i>	4.9	5.3	0	GRO	MATC	22	11	N	N

ERE = Ecologically relevant endpoint

GRO = Growth

LOAEC = Lowest observed adverse effect concentration

MATC = Maximum acceptable toxicant concentration. Geometric mean of NOAEC and LOAEC.

N = No

NOAEC = No observed adverse effect concentration

OM = Organic matter

POP = Population

Y = Yes

Bioavailability Score described in *Guidance for Developing Eco-SSLs* (U.S. EPA, 2003)

Total Evaluation Score described in *Guidance for Developing Eco-SSLs* (U.S. EPA, 2003)

5.0 ECO-SSL FOR AVIAN WILDLIFE

The derivation of the Eco-SSL for avian wildlife was completed as two parts. First, the toxicity reference value (TRV) was derived according to the Eco-SSL guidance (U.S. EPA, 2003; Attachment 4-5). Second, the Eco-SSL (soil concentration) was back-calculated for each of three surrogate species based on the wildlife exposure model and the TRV (U.S. EPA, 2003).

5.1 Avian TRV

The literature search completed according to the Eco-SSL guidance (U.S. EPA, 2003; Attachment 4-2) identified 1,173 papers with possible toxicity data for either avian or mammalian species. Of these papers, 1,110 were rejected for use as described in Section 7.5. Of the remaining papers, five contained data for avian test species. These papers were reviewed and data were extracted and scored according to the Eco-SSL guidance (U.S. EPA, 2003; Attachment 4-3 and 4-4). The results of the data extraction and review are summarized in Table 5.1. The complete results are included as Appendix 5-1.

Within the five reviewed papers, there are 16 results for biochemical (BIO), behavioral (BEH), pathology (PTH), reproduction (REP), growth (GRO), and survival (MOR) effects that meet the Data Evaluation Score of >65 for use to derive the TRV (U.S. EPA 2003; Attachment 4-5). These data are plotted in Figure 5.1 and correspond directly with the data presented in Table 5.1. The no-observed adverse effect (NOAEL) values for growth and reproduction are used to calculate a geometric mean NOAEL. This result is examined in relationship to the lowest bounded lowest-observed adverse effect level (LOAEL) for reproduction, growth and survival to derive the TRV according to procedures in the Eco-SSL guidance (U.S. EPA, 2003; Attachment 4-5).

A geometric mean of the NOAEL values for growth and reproduction could not be calculated as only two values are available. The TRV is equal to 2.24 mg arsenic/kg bw/day which is the lowest NOAEL value for reproduction, growth, or survival.

5.2 Estimation of Dose and Calculation of the Eco-SSL

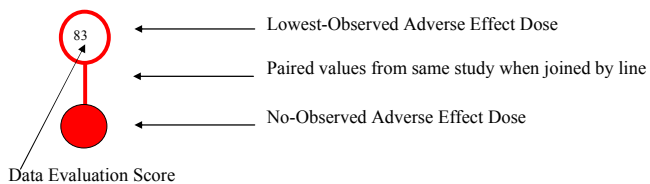
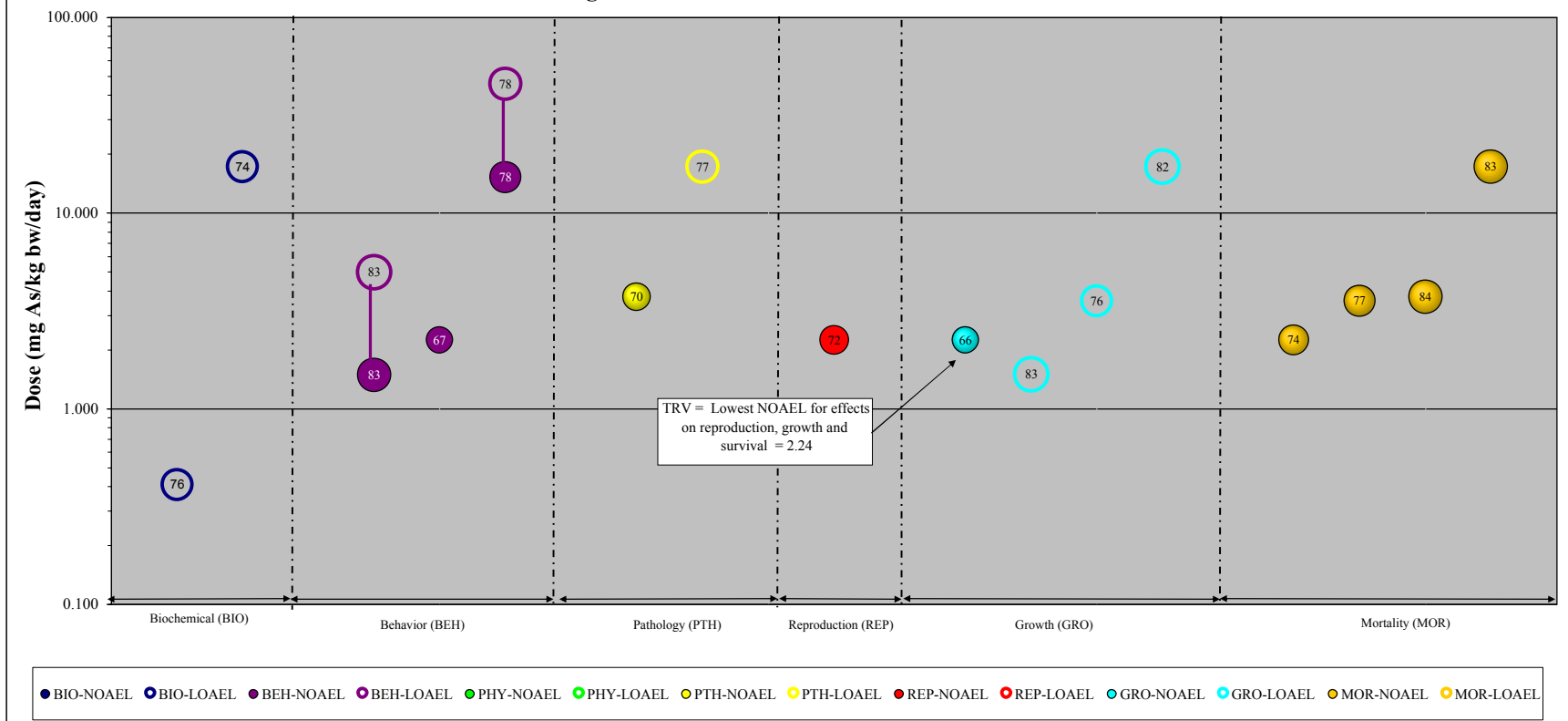
Three separate Eco-SSL values were calculated for avian wildlife, one each for three surrogate species representing different trophic groups. The avian Eco-SSLs for arsenic were calculated according to the Eco-SSL guidance (U.S. EPA, 2003; Attachment 4-5) and are summarized in Table 5.2.

**Table 5.1 Avian Toxicity Data Extracted for Wildlife Toxicity Reference Value (TRV)
Arsenic
Page 1 of 1**

Result #	Reference	Ref No.	Test Organism	# of Conc/ Doses	Method of Analyses	Route of Exposure	Exposure Duration	Duration Units	Age	Age Units	Lifestage	Sex	Effect Type	Effect Measure	Response Site	NOAEL Dose (mg/kg bw/day)	LOAEL Dose (mg/kg bw/day)	Data Evaluation Score	
Biochemical (BIO)																			
1	Camardese et al, 1990	5747	Mallard duck (<i>Anas platyrhynchos</i>)	4	UX	FD	10	w	1	d	JV	F	ENZ	ACHE	BR		0.410	76	
2	Hoffman et al, 1992	1376	Mallard duck (<i>Anas platyrhynchos</i>)	2	UX	FD	4	w	1	d	JV	B	ENZ	GLPX	PL		17.3	74	
Behavior (BEH)																			
3	Camardese et al, 1990	5747	Mallard duck (<i>Anas platyrhynchos</i>)	4	UX	FD	2	w	1	d	JV	F	FDB	FCNS	WO	1.49	4.98	83	
4	Holcman and Stibilj, 1997	5305	Chicken (<i>Gallus domesticus</i>)	4	U	FD	19	d	49	w	SM	F	FDB	FCNS	WO	2.24		67	
5	Whitworth et al 1991	5690	Mallard duck (<i>Anas platyrhynchos</i>)	4	U	FD	9	w	1	d	JV	NR	BEH	ACTV	WO	15.2	45.7	78	
Pathology (PTH)																			
6	Camardese et al, 1990	5747	Mallard duck (<i>Anas platyrhynchos</i>)	4	UX	FD	10	w	1	d	JV	B	ORW	ORWT	LI	3.72		70	
7	Hoffman et al, 1992	1376	Mallard duck (<i>Anas platyrhynchos</i>)	2	UX	FD	4	w	1	d	JV	B	ORW	ORWT	LI		17.3	77	
Reproduction (REP)																			
8	Holcman and Stibilj, 1997	5305	Chicken (<i>Gallus domesticus</i>)	4	U	FD	19	d	49	w	LB	F	REP	PROG	WO	2.24		72	
Growth (GRO)																			
9	Holcman and Stibilj, 1997	5305	Chicken (<i>Gallus domesticus</i>)	4	U	FD	19	d	49	w	SM	F	GRO	BDWT	WO	2.24		66	
10	Camardese et al, 1990	5747	Mallard duck (<i>Anas platyrhynchos</i>)	4	UX	FD	2	w	1	d	JV	F	GRO	GGRO	WO		1.49	83	
11	Howell and Hill, 1978	1387	Chicken (<i>Gallus domesticus</i>)	2	U	FD	21	d	1	d	JV	B	GRO	BDWT	WO		3.55	76	
12	Hoffman et al, 1992	1376	Mallard duck (<i>Anas platyrhynchos</i>)	2	UX	FD	4	w	1	d	JV	B	GRO	BDWT	WO		17.3	82	
Survival (MOR)																			
13	Holcman and Stibilj, 1997	5305	Chicken (<i>Gallus domesticus</i>)	4	U	FD	19	d	49	w	SM	F	MOR	MORT	WO	2.24		74	
14	Howell and Hill, 1978	1387	Chicken (<i>Gallus domesticus</i>)	2	U	FD	21	d	1	d	JV	B	MOR	MORT	WO	3.55		77	
15	Camardese et al, 1990	5747	Mallard duck (<i>Anas platyrhynchos</i>)	4	UX	FD	10	w	1	d	JV	B	MOR	MORT	WO	3.72		84	
16	Hoffman et al, 1992	1376	Mallard duck (<i>Anas platyrhynchos</i>)	2	UX	FD	4	w	1	d	JV	B	MOR	SURV	WO	17.3		83	

ACHE = acetylcholinesterase; ACTV = general activity levels; B = both; BDWT = body weight changes; BEH = behavior; BR = brain; d = days; ENZ = enzyme changes; F = female; FCNS = food consumption; FD = food; FDB = feeding behavior; GGRO = general growth changes; GRO = growth; GLPX = glutathione peroxidase; JV = juvenile; LB = laying bird; LI = liver; LOAEL = lowest observed adverse effect level; MOR = mortality; MORT = mortality; NOAEL = no observed adverse effect level; NR = Not reported; ORW = organ weight changes; ORWT = organ weight; PL = plasma; PROG = progeny counts; REP = reproduction; SM = sexually mature; SURV = survival; U = unmeasured; UX = measured but results not reported; w = weeks; WO = whole organism

Figure 5.1 Avian TRV Derivation for Arsenic



Wildlife TRV Derivation Process

- 1) There are at least three results available for two test species within the growth, reproduction, and mortality effect groups. There are enough data to derive a TRV.
- 2) There are not three NOAEL results available within the growth and reproduction effect groups for calculation of a geometric mean.
- 3) There are no bounded LOAEL values for comparison.
- 3) The avian wildlife TRV for arsenic is equal to 2.24 mg arsenic/kg bw/day which is the lowest NOAEL value for effects on reproduction, growth or survival.

Table 5.2 Calculation of the Avian Eco-SSLs for Arsenic					
Surrogate Receptor Group	TRV for Arsenic (mg dw/kg bw/d) ¹	Food Ingestion Rate (FIR) ² (kg dw/kg bw/d)	Soil Ingestion as Proportion of Diet (P _s) ²	Arsenic in Biota Type (i) ^{2,3} (B _i) (mg/kg dw)	Eco-SSL (mg/kg dw) ⁴
Avian herbivore (dove)	2.24	0.190	0.139	B _i = 0.03752 * Soil _j where i = plants	67
Avian ground insectivore (woodcock)	2.24	0.214	0.164	ln(B _i) = 0.706 * ln(Soil _j) - 1.421 where i = earthworms	43
Avian carnivore (hawk)	2.24	0.0353	0.057	ln(B _i) = 0.8188 * ln(Soil _j) - 4.8471 where i = mammals	1100

¹ The process for derivation of wildlife TRVs is described in Attachment 4-5 of U.S. EPA (2003).
² Parameters (FIR, P_s, B_i values, regressions) are provided in U.S. EPA (2003) Attachment 4-1 (revised February 2005).
³ B_i = Concentration in biota type (i) which represents 100% of the diet for the respective receptor.
⁴ HQ = FIR * (Soil_j * P_s + B_i) / TRV solved for HQ=1 where Soil_j = Eco-SSL (Equation 4-2; U.S. EPA, 2003).
NA = Not Applicable

6.0 ECO-SSL FOR MAMMALIAN WILDLIFE

The derivation of the Eco-SSL for mammalian wildlife was completed as two parts. First the TRV was derived according to the Eco-SSL guidance (U.S. EPA, 2003; Attachment 4-5). Second the Eco-SSL (soil concentration) was back-calculated for each of three surrogate species based on the wildlife exposure model and the TRV (U.S. EPA, 2003).

6.1 Mammalian TRV

The literature search was completed according to the Eco-SSL guidance (U.S. EPA, 2003; Attachment 4-2) and identified 1,173 papers with possible toxicity data for arsenic for either avian or mammalian test species. Of these studies, 1,110 were rejected for use as described in Section 7.5. Of the remaining papers, 55 contained data for mammalian test species. These papers were reviewed and the data were extracted and scored according to the Eco-SSL guidance (U.S. EPA, 2003; Attachment 4-3 and 4-4). The results of the data extraction and review are summarized in Table 6.1. The complete results are provided in Appendix 6.1.

Within the 55 papers there are 138 results for biochemical (BIO), behavioral (BEH), physiology (PHY), pathology (PTH), reproduction (REP), growth (GRO), and survival (MOR) endpoints with a total Data Evaluation Score >65 that were used to derive the TRV (U.S. EPA 2003; Attachment 4-3). These data are plotted in Figure 6.1 and correspond directly with the data presented in Table 6.1. The NOAEL values for growth and reproduction are used to calculate a geometric mean NOAEL. This result is examined in relationship to the lowest bounded LOAEL for reproduction, growth and survival to derive the TRV according to procedures in the Eco-SSL guidance (U.S. EPA, 2003; Attachment 4-4).

Table 6.1 Mammalian Toxicity Data Extracted for Wildlife Toxicity Reference Value (TRV)

Arsenic
Page 1 of 3

Result #	Reference	Ref No.	Test Organism	# of Conc/Doses	Method of Analyses	Route of Exposure	Exposure Duration	Duration Units	Age	Age Units	Lifestage	Sex	Effect Type	Effect Measure	Response Site	NOAEL Dose (mg/kg bw/day)	LOAEL Dose (mg/kg bw/day)	Total
Biochemical (BIO)																		
1	Neiger and Osweiler 1989	14583	Dog (<i>Canis familiaris</i>)	4	U	FD	8	w	8	mo	JV	F	ENZ	ASAT	SR	1.04	1.66	80
2	Neiger and Osweiler, 1992	15703	Dog (<i>Canis familiaris</i>)	4	M	FD	58	d	8	mo	JV	F	CHM	GBCM	UR		0.500	79
3	Wood and Fowler, 1978	15387	Rat (<i>Rattus norvegicus</i>)	4	U	DR	6	w	NR	NR	JV	M	ENZ	GENZ	LI		1.20	69
4	Mahaffey et al., 1977	14580	Rat (<i>Rattus norvegicus</i>)	2	UX	FD	10	w	NR	NR	AD	M	CHM	RBCE	BL		1.50	68
5	Ghosh et al 1999	15011	Rat (<i>Rattus norvegicus</i>)	3	U	GV	28	d	35	d	JV	F	ENZ	GENZ	AR		2.06	73
6	Itoh et al., 1990	14577	Mouse (<i>Mus musculus</i>)	3	U	OR	14	d	4	w	JV	M	CHM	TRYP	BR		2.51	77
7	Schroeder, 1968	15506	Rat (<i>Rattus norvegicus</i>)	2	U	DR	781	d	21-23	d	JV	B	CHM	CHOL	SR		3.78	69
8	Nagaraja and Desiraju, 1994	15216	Rat (<i>Rattus norvegicus</i>)	2	U	GV	20	d	2	d	JV	B	ENZ	ACHE	BR		5.00	77
9	Nagaraja and Desiraju 1993	14546	Rat (<i>Rattus norvegicus</i>)	2	U	FD	90	d	90	d	JV	NR	HRM	DOPA	BR		5.00	68
10	Nagaraja and Desiraju 1993	14546	Rat (<i>Rattus norvegicus</i>)	2	U	GV	18	d	2	d	JV	B	HRM	DOPA	BR		5.00	77
11	Nagaraja and Desiraju, 1994	15216	Rat (<i>Rattus norvegicus</i>)	2	U	FD	90	d	90	d	JV	B	ENZ	ACHE	BR		5.00	74
12	Glattre et al.,	11361	Rat (<i>Rattus norvegicus</i>)	2	U	DR	4	w	NR	NR	JV	M	HRM	TRII	SR		6.36	69
13	Wood and Fowler, 1978	15387	Mouse (<i>Mus musculus</i>)	4	U	DR	6	w	NR	NR	JV	M	ENZ	GENZ	LI		6.60	69
14	Morrison and Chavez, 1983	15709	Pig (<i>Sus scrofa</i>)	2	U	FD	2	w	21	d	JV	B	ENZ	GLPX	PL		9.44	71
15	Biswas, et al, 2000	25916	Goat (<i>Ovis aries</i>)	2	U	OR	3	w	12	mo	AD	F	ENZ	ASAT	BL		14.4	70
16	Biswas et al, 1998	15322	Goat (<i>Capra hircus</i>)	2	U	DR	6	w	1	yr	JV	F	CHM	HMGL	BL		14.4	69
17	Garcia-Vargas et al, 1995	15530	Mouse (<i>Mus musculus</i>)	2	U	DR	6	w	NR	NR	JV	M	CHM	PORP	UR		24.6	66
18	Tripathi et al 1997	14590	Rat (<i>Rattus norvegicus</i>)	2	U	DR	16	w	NR	NR	JV	M	HRM	DOPA	BR		32.0	66
19	Garcia-Vargas et al, 1995	15530	Mouse (<i>Mus musculus</i>)	2	U	DR	6	w	NR	NR	JV	M	CHM	PORP	UR		42.1	66
Behavior (BEH)																		
20	Hunder et al, 1999	15007	Guinea pig (<i>Cavia porcellus</i>)	4	U	FD	3	w	NR	NR	JV	F	FDB	FCNS	WO	0.844	2.53	79
21	Bencko 1972	15471	Mouse (<i>Mus musculus</i>)	3	U	DR	64	d	NR	NR	JV	M	FDB	WCN	WO	0.880	6.00	73
22	Neiger and Osweiler 1989	14583	Dog (<i>Canis familiaris</i>)	4	U	FD	1	w	8	mo	JV	F	FDB	FCNS	WO	1.04	1.66	83
23	Franke and Moxon 1937	14508	Rat (<i>Rattus norvegicus</i>)	2	U	FD	100	d	28	d	JV	M	FDB	FCNS	WO	1.88		68
24	Fowler and Woods 1979	15358	Mouse (<i>Mus musculus</i>)	4	U	DR	6	w	NR	NR	JV	M	FDB	WCN	WO	2.84	5.69	74
25	Franke and Moxon 1937	14508	Rat (<i>Rattus norvegicus</i>)	2	U	FD	100	d	28	d	JV	M	FDB	FCNS	WO	3.22		68
26	Morrison and Chavez, 1983	15709	Pig (<i>Sus scrofa</i>)	2	U	FD	6	w	21	d	JV	B	FDB	FCNS	WO	3.59		74
27	Hunder et al, 1999	15007	Mouse (<i>Mus musculus</i>)	4	U	FD	3	w	NR	NR	JV	F	FDB	FCNS	WO	3.85	7.69	79
28	Benese and Bencko, 1981	15288	Mouse (<i>Mus musculus</i>)	4	U	DR	32	d	NR	NR	JV	M	FDB	WCN	WO	6.43	32.4	73
29	Coulson et al, 1935	14603	Rat (<i>Rattus norvegicus</i>)	2	M	FD	52	w	33-35	d	JV	B	FDB	FCNS	WO		0.472	79
30	Mahaffey et al., 1977	14580	Rat (<i>Rattus norvegicus</i>)	2	UX	FD	10	w	NR	NR	AD	M	FDB	FCNS	WO		1.50	71
31	Itoh et al., 1990	14577	Mouse (<i>Mus musculus</i>)	3	U	OR	14	d	4	w	JV	M	BEH	ACTV	WO		2.51	80
32	Brown et al., 1976	4	Rat (<i>Rattus norvegicus</i>)	4	U	DR	6	w	NR	NR	JV	M	FDB	WCN	WO		4.70	68
33	Nagaraja and Desiraju, 1994	15216	Rat (<i>Rattus norvegicus</i>)	2	U	GV	21	d	2	d	JV	B	FDB	FCNS	WO		5.00	80
34	Nagaraja and Desiraju, 1994	15216	Rat (<i>Rattus norvegicus</i>)	2	U	FD	90	d	90	d	JV	B	BEH	ACTP	WO		5.00	73
35	Cabe, et al., 1979	1244	Rat (<i>Rattus norvegicus</i>)	2	U	DR	18	w	50	d	JV	M	FDB	WCN	WO		5.81	68
36	Garcia-Vargas et al, 1995	15530	Mouse (<i>Mus musculus</i>)	2	U	DR	6	w	NR	NR	JV	M	FDB	WCN	WO		24.6	69
37	Garcia-Vargas et al, 1995	15530	Mouse (<i>Mus musculus</i>)	2	U	DR	6	w	NR	NR	JV	M	FDB	WCN	WO		42.1	69
Physiology (PHY)																		
38	Bencko 1972	15471	Mouse (<i>Mus musculus</i>)	3	U	DR	32	d	NR	NR	JV	M	PHY	GPHY	LI	0.880	6.00	73
39	Kanisawa and Schroeder, 1969	15061	Rat (<i>Rattus norvegicus</i>)	2	U	DR	18	mo	21	d	JV	B	PHY	BLPR	WO		0.569	67
40	Carmignani et al, 1985	15174	Rat (<i>Rattus norvegicus</i>)	2	U	DR	18	mo	NR	NR	NR	M	PHY	GPHY	WO		2.55	67
41	Carmignani et al, 1985	15174	Rabbit (<i>Oryctolagus cuniculus</i>)	2	U	DR	10	mo	NR	NR	NR	F	PHY	BLPR	WO		2.61	67
42	Carmignani et al, 1985	15174	Rat (<i>Rattus norvegicus</i>)	2	U	DR	18	mo	NR	NR	NR	M	PHY	BLPR	WO		3.22	67
43	Morrison and Chavez, 1983	15709	Pig (<i>Sus scrofa</i>)	2	U	FD	6	w	21	d	JV	B	PHY	EXCR	WO		3.59	74
44	Brown et al., 1976	4	Rat (<i>Rattus norvegicus</i>)	4	U	DR	6	w	NR	NR	JV	M	PHY	RPRT	KI		4.70	68
45	Nagaraja and Desiraju 1993	14546	Rat (<i>Rattus norvegicus</i>)	2	U	GV	18	d	2	d	JV	B	PHY	GPHY	HA		5.0	80
46	Carmignani et al 1983	15249	Rat (<i>Rattus norvegicus</i>)	2	U	DR	320	d	NR	NR	JV	M	PHY	GPHY	HA		5.65	67
47	Biswas et al, 1998	15322	Goat (<i>Capra hircus</i>)	2	U	DR	6	w	1	yr	JV	F	PHY	GPHY	BL		14.4	72
48	Biswas, et al, 2000	25916	Goat (<i>Ovis aries</i>)	2	U	OR	9	w	12	mo	AD	F	PHY	RPRT	WO		14.4	73
Pathology (PTH)																		
49	Hughes and Thompson, 1996	15160	Mouse (<i>Mus musculus</i>)	3	U	DR	28	d	96	d	SM	F	ORW	ORWT	LI	0.000859	0.0859	67
50	Coulson et al, 1935	14603	Rat (<i>Rattus norvegicus</i>)	2	M	FD	52	w	33-35	d	JV	B	HIS	GHIS	LI	0.447		69
51	Kanisawa and Schroeder, 1969	15061	Rat (<i>Rattus norvegicus</i>)	2	U	DR	42	mo	21	d	JV	B	HIS	GHIS	KI	0.569		67
52	Nemec et al, 1998	15057	Rabbit (<i>Oryctolagus cuniculus</i>)	4	M	GV	7	d	NR	NR	GE	F	GRS	BDWT	WO	0.750	3.0	84
53	Bencko 1972	15471	Mouse (<i>Mus musculus</i>)	3	U	DR	64	d	NR	NR	JV	M	ORW	ORWT	SP	0.880	6.00	73
54	Obermeyer et al, 1971	12934	Rat (<i>Rattus norvegicus</i>)	2	U	FD	4	w	NR	NR	JV	M	ORW	SMIX	LI	0.913		73
55	Tice et al 1997	14589	Mouse (<i>Mus musculus</i>)	4	U	GV	4	d	12	w	JV	M	HIS	USTR	BL	1.44	2.88	86
56	Neiger and Osweiler 1989	14583	Dog (<i>Canis familiaris</i>)	4	U	FD	8	w	8	mo	JV	F	ORW	SMIX	LI	1.66		68
57	Fowler et al., 1977	14569	Rat (<i>Rattus norvegicus</i>)	4	U	DR	6	w	NR	NR	JV	M	HIS	USTR	LI	2.22	4.43	74
58	Fowler and Woods 1979	15358	Mouse (<i>Mus musculus</i>)	4	U	DR	6	w	NR	NR	JV	M	HIS	USTR	LI	2.84	5.69	74

Table 6.1 Mammalian Toxicity Data Extracted for Wildlife Toxicity Reference Value (TRV)

Arsenic
Page 2 of 3

Result #	Reference	Ref No.	Test Organism	# of Conc/Doses	Method of Analyses	Route of Exposure	Exposure Duration	Duration Units	Age	Age Units	Lifestage	Sex	Effect Type	Effect Measure	Response Site	NOAEL Dose (mg/kg bw/day)	LOAEL Dose (mg/kg bw/day)	Total
59	Byron et al, 1967	2	Rat (<i>Rattus norvegicus</i>)	6	U	FD	2	yr	NR	NR	JV	B	HIS	GHIS	LI	4.91	9.81	79
60	Byron et al, 1967	2	Rat (<i>Rattus norvegicus</i>)	6	U	FD	2	yr	NR	NR	JV	B	HIS	GHIS	LI	9.84	19.7	79
61	Nemec et al, 1998	15057	Mouse (<i>Mus musculus</i>)	4	M	GV	6	d	NR	NR	GE	F	GRS	BDWT	WO	24.0	48.0	86
62	Garcia-Vargas et al, 1995	15530	Mouse (<i>Mus musculus</i>)	2	U	DR	6	w	NR	NR	JV	M	ORW	SMIX	LI	24.6		69
63	Garcia-Vargas et al, 1995	15530	Mouse (<i>Mus musculus</i>)	2	U	DR	6	w	NR	NR	JV	M	ORW	SMIX	LI	42.1		69
64	Seidenberg et al 1986	113	Mouse (<i>Mus musculus</i>)	2	U	GV	5	d	NR	NR	GE	F	GRS	BDWT	WO	43.4		78
65	Healy et al., 1998	14543	Mouse (<i>Mus musculus</i>)	3	U	DR	91	d	76	d	JV	M	ORW	ORWT	LI		0.00650	68
66	Healy et al., 1998	14543	Mouse (<i>Mus musculus</i>)	3	U	DR	32	d	76	d	JV	M	PTH	ORWT	KI		0.00850	68
67	Schroeder et al, 1968	7	Rat (<i>Rattus norvegicus</i>)	2	U	DR	1575	d	21-23	d	JV	M	ORW	SMIX	HE		0.533	68
68	Mahaffey et al., 1977	14580	Rat (<i>Rattus norvegicus</i>)	2	UX	FD	10	w	NR	NR	AD	M	GRS	BDWT	WO		1.50	71
69	Ghosh et al, 1999	15011	Rat (<i>Rattus norvegicus</i>)	3	U	GV	28	d	35	d	JV	F	ORW	SMIX	AR		2.06	76
70	Brown et al., 1976	4	Rat (<i>Rattus norvegicus</i>)	4	U	DR	6	w	NR	NR	JV	M	ORW	SMIX	KI		4.70	68
71	Nagaraja and Desiraju, 1994	15216	Rat (<i>Rattus norvegicus</i>)	2	U	GV	20	d	2	d	JV	B	ORW	ORWT	BR		5.00	80
72	Nagaraja and Desiraju 1993	14546	Rat (<i>Rattus norvegicus</i>)	2	U	FD	90	d	90	d	JV	NR	ORW	ORWT	BR		5.0	71
73	Nagaraja and Desiraju 1993	14546	Rat (<i>Rattus norvegicus</i>)	2	U	GV	18	d	2	d	JV	B	ORW	ORWT	BR		5.0	80
74	Nagaraja and Desiraju, 1994	15216	Rat (<i>Rattus norvegicus</i>)	2	U	FD	90	d	90	d	JV	B	ORW	ORWT	BR		5.00	73
75	Carmignani et al 1983	15249	Rat (<i>Rattus norvegicus</i>)	2	U	DR	320	d	NR	NR	JV	M	HIS	GHIS	KI		5.65	67
Reproduction (REP)																		
76	Savabieasfahani et al, 1998	14556	Cotton rat (<i>Sigmodon hispidus</i>)	3	U	DR	6	w	NR	NR	AD	M	REP	TEWT	TE	0.601		70
77	Nemec et al, 1998	15057	Rabbit (<i>Oryctolagus cuniculus</i>)	4	M	GV	12	d	NR	NR	GE	F	REP	RSEM	WO	0.750	3.0	90
78	Morris et al, 1938	15125	Rat (<i>Rattus norvegicus</i>)	3	U	FD	340	d	26-27	d	JV	M	REP	PRWT	WO	7.47		71
79	Nemec et al, 1998	15057	Mouse (<i>Mus musculus</i>)	4	M	GV	9	d	NR	NR	GE	F	REP	PROG	WO	24.0	48.0	92
80	Healy et al., 1998	14543	Mouse (<i>Mus musculus</i>)	3	U	DR	91	d	76	d	JV	M	REP	TEWT	TE		0.00650	74
81	Schroeder and Mitchener, 1971	66	Mouse (<i>Mus musculus</i>)	2	U	DR	6	mo	21	d	JV	F	REP	PROG	WO		0.548	67
82	Skalnaya et al, 1996	15167	Mouse (<i>Mus musculus</i>)	2	U	OR	30	d	NR	NR	GE	F	REP	PRWT	WO		5.66	81
83	Seidenberg et al 1986	113	Mouse (<i>Mus musculus</i>)	2	U	GV	5	d	NR	NR	GE	F	REP	PROG	WO		43.4	86
Growth (GRO)																		
84	Hughes and Thompson, 1996	15160	Mouse (<i>Mus musculus</i>)	3	U	DR	28	d	96	d	SM	F	GRO	BDWT	WO	0.0859		69
85	Coulson et al, 1935	14603	Rat (<i>Rattus norvegicus</i>)	2	M	FD	52	w	33-35	d	JV	B	GRO	BDWT	WO	0.447		74
86	Kanisawa and Schroeder, 1969	3701	Rat (<i>Rattus norvegicus</i>)	2	U	DR	519	d	21	d	JV	B	GRO	BDWT	WO	0.533		72
87	Schroeder et al, 1968	7	Rat (<i>Rattus norvegicus</i>)	2	U	DR	69	d	21-23	d	JV	B	GRO	BDWT	WO	0.571		72
88	Obermeyer et al, 1971	12934	Rat (<i>Rattus norvegicus</i>)	2	U	FD	4	w	NR	NR	JV	NR	GRO	BDWT	WO	0.913		77
89	Neiger and Osweiler 1989	14583	Dog (<i>Canis familiaris</i>)	4	U	FD	8	w	8	mo	JV	F	GRO	BDWT	WO	1.04	1.66	87
90	Palmer et al 1983	15262	Rat (<i>Rattus norvegicus</i>)	2	U	FD	4	w	NR	NR	JV	M	GRO	BDWT	WO	1.39		68
91	Palmer et al 1983	15262	Rat (<i>Rattus norvegicus</i>)	2	U	FD	8	w	NR	NR	JV	M	GRO	BDWT	WO	1.65		68
92	Franke and Moxon 1937	14508	Rat (<i>Rattus norvegicus</i>)	2	U	FD	100	d	28	d	JV	M	GRO	BDWT	WO	1.88		72
93	Byron et al, 1967	2	Dog (<i>Canis familiaris</i>)	5	U	FD	2	yr	6	mo	JV	B	GRO	BDWT	WO	2.25	5.62	82
94	Schmolke et al 1992	15264	Rat (<i>Rattus norvegicus</i>)	3	U	FD	15	w	7	w	JV	F	GRO	BDWT	WO	2.52		68
95	Fowler and Woods 1979	15358	Mouse (<i>Mus musculus</i>)	4	U	DR	6	w	NR	NR	JV	M	GRO	BDWT	WO	2.84	5.69	78
96	Franke and Moxon 1937	14508	Rat (<i>Rattus norvegicus</i>)	2	U	FD	100	d	28	d	JV	M	GRO	BDWT	WO	3.22		72
97	Ghosh et al 1999	15011	Rat (<i>Rattus norvegicus</i>)	3	U	GV	28	d	35	d	JV	F	GRO	BDWT	WO	3.78		73
98	Fowler et al., 1977	14569	Rat (<i>Rattus norvegicus</i>)	4	U	DR	6	w	NR	NR	JV	M	GRO	BDWT	WO	4.43	9.42	78
99	Hunder et al, 1999	15007	Rat (<i>Rattus norvegicus</i>)	4	U	FD	3	w	NR	NR	JV	F	GRO	BDWT	WO	5.52		68
100	Bencko 1972	15471	Mouse (<i>Mus musculus</i>)	3	U	DR	64	d	NR	NR	JV	M	GRO	BDWT	WO	6.00		73
101	Benese and Bencko, 1981	15288	Mouse (<i>Mus musculus</i>)	4	U	DR	32	d	NR	NR	JV	M	GRO	BDWT	WO	6.43	32.4	77
102	Morris et al, 1938	15125	Rat (<i>Rattus norvegicus</i>)	3	U	FD	340	d	26-27	d	JV	M	GRO	BDWT	WO	7.47		69
103	Hunder et al, 1999	15007	Mouse (<i>Mus musculus</i>)	4	U	FD	3	w	NR	NR	JV	F	GRO	BDWT	WO	7.69		68
104	Brown et al., 1976	4	Rat (<i>Rattus norvegicus</i>)	4	U	DR	6	w	NR	NR	JV	M	GRO	BDWT	WO	9.40	10.7	78
105	Byron et al, 1967	2	Rat (<i>Rattus norvegicus</i>)	6	U	FD	12	w	NR	NR	JV	B	GRO	BDWT	WO	9.84	19.7	83
106	Byron et al, 1967	2	Rat (<i>Rattus norvegicus</i>)	6	U	FD	12	w	NR	NR	JV	M	GRO	BDWT	WO	10.3	20.6	83
107	Kanisawa and Schroeder, 1967	20979	Mouse (<i>Mus musculus</i>)	2	U	DR	338	d	20-22	d	JV	M	GRO	BDWT	WO		0.663	72
108	Schroeder and Balassa, 1967	3084	Mouse (<i>Mus musculus</i>)	2	U	DR	339	d	21	d	JV	B	GRO	BDWT	WO		0.665	72
109	Hunder et al, 1999	15007	Guinea pig (<i>Cavia porcellus</i>)	4	U	FD	3	w	NR	NR	JV	F	GRO	BDWT	WO		0.844	77
110	Nagaraja and Desiraju, 1994	15216	Rat (<i>Rattus norvegicus</i>)	2	U	GV	20	d	2	d	JV	B	GRO	BDWT	WO		5.00	84
111	Nagaraja and Desiraju 1993	14546	Rat (<i>Rattus norvegicus</i>)	2	U	FD	90	d	90	d	JV	NR	GRO	BDWT	WO		5.0	75
112	Nagaraja and Desiraju 1993	14546	Rat (<i>Rattus norvegicus</i>)	2	U	GV	18	d	2	d	JV	B	GRO	BDWT	WO		5.0	84
113	Kiyono et al, 1974	15427	Rat (<i>Rattus norvegicus</i>)	4	U	GV	10	d	1	d	JV	M	GRO	BDWT	WO		5.0	84
114	Nagaraja and Desiraju, 1994	15216	Rat (<i>Rattus norvegicus</i>)	2	U	FD	90	d	90	d	JV	B	GRO	BDWT	WO		5.00	77
115	Glatte et al.,	11361	Rat (<i>Rattus norvegicus</i>)	2	U	DR	4	w	NR	NR	JV	M	GRO	BDWT	WO		6.36	76
116	Morrison and Chavez, 1983	15709	Pig (<i>Sus scrofa</i>)	2	U	FD	2	w	21	d	JV	B	GRO	BDWT	WO		9.44	78
117	Biswas et al, 1998	15322	Goat (<i>Capra hircus</i>)	2	U	DR	9	w	1	yr	JV	F	GRO	BDWT	WO		14.4	76
118	Biswas, et al, 2000	25916	Goat (<i>Ovis aries</i>)	2	U	OR	9	w	12	mo	AD	F	GRO	BDWT	WO		14.4	77


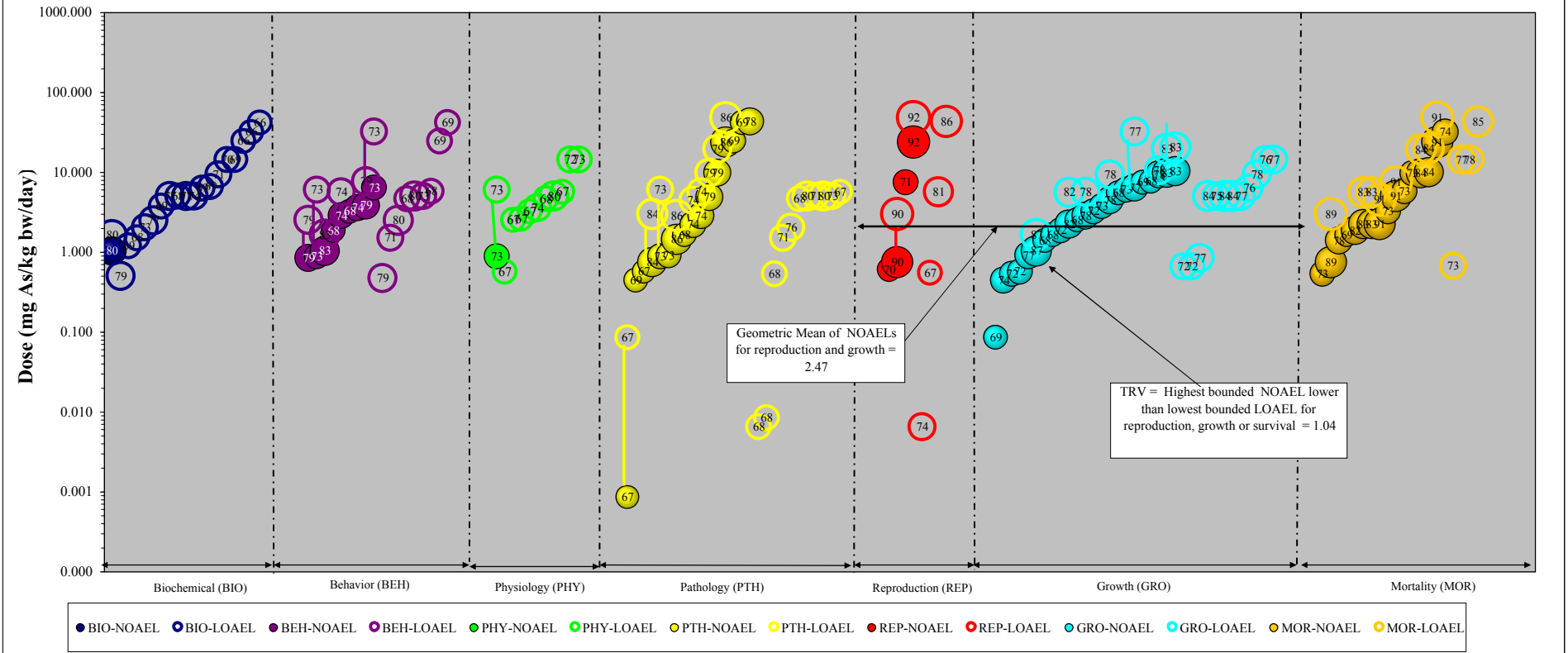
Table 6.1 Mammalian Toxicity Data Extracted for Wildlife Toxicity Reference Value (TRV)

Arsenic
Page 3 of 3

Result #	Reference	Ref No.	Test Organism	# of Conc/Doses	Method of Analyses	Route of Exposure	Exposure Duration	Duration Units	Age	Age Units	Lifestage	Sex	Effect Type	Effect Measure	Response Site	NOAEL Dose (mg/kg bw/day)	LOAEL Dose (mg/kg bw/day)	Total
Survival (MOR)																		
119	Schroeder et al, 1968	7	Rat (<i>Rattus norvegicus</i>)	2	U	DR	1575	d	21-23	d	JV	B	MOR	SURV	WO	0.533		73
120	Nemec et al, 1998	15057	Rabbit (<i>Oryctolagus cuniculus</i>)	4	M	GV	12	d	NR	NR	GE	F	MOR	MORT	WO	0.750	3.00	89
121	Palmer et al 1983	15262	Rat (<i>Rattus norvegicus</i>)	2	U	FD	4	w	NR	NR	JV	M	MOR	MORT	WO	1.39		78
122	Palmer et al 1983	15262	Rat (<i>Rattus norvegicus</i>)	2	U	FD	8	w	NR	NR	JV	M	MOR	SURV	WO	1.65		69
123	Franke and Moxon 1937	14508	Rat (<i>Rattus norvegicus</i>)	2	U	FD	100	d	28	d	JV	M	MOR	MORT	WO	1.88		82
124	Byron et al, 1967	2	Dog (<i>Canis familiaris</i>)	5	U	FD	2	yr	6	mo	JV	B	MOR	MORT	WO	2.25	5.62	83
125	Byron et al, 1967	2	Dog (<i>Canis familiaris</i>)	5	U	FD	13.5	mo	6	mo	JV	B	MOR	MORT	WO	2.25	5.62	83
126	Nemec et al, 1998	15057	Rabbit (<i>Oryctolagus cuniculus</i>)	6	M	GV	12	d	NR	NR	GE	F	MOR	MORT	WO	2.25	4.50	91
127	Franke and Moxon 1937	14508	Rat (<i>Rattus norvegicus</i>)	2	U	FD	100	d	28	d	JV	M	MOR	MORT	WO	3.22		73
128	Kiyono et al, 1974	15427	Rat (<i>Rattus norvegicus</i>)	4	U	GV	21	d	1	d	JV	M	MOR	MORT	WO	5.0	7.5	91
129	Cabe, et al., 1979	1244	Rat (<i>Rattus norvegicus</i>)	2	U	DR	18	w	50	d	JV	M	MOR	MORT	WO	5.81		73
130	Fowler et al., 1977	14569	Rat (<i>Rattus norvegicus</i>)	4	U	DR	6	w	NR	NR	JV	M	MOR	MORT	WO	9.63		73
131	Byron et al, 1967	2	Rat (<i>Rattus norvegicus</i>)	6	U	FD	78	w	NR	NR	JV	B	MOR	SURV	WO	9.65	19.3	84
132	Byron et al, 1967	2	Rat (<i>Rattus norvegicus</i>)	6	U	FD	2	yr	NR	NR	JV	B	MOR	SURV	WO	9.99	20.0	84
133	Nemec et al, 1998	15057	Mouse (<i>Mus musculus</i>)	4	M	GV	9	d	NR	NR	GE	F	MOR	MORT	WO	24.0	48.0	91
134	Tripathi et al 1997	14590	Rat (<i>Rattus norvegicus</i>)	2	U	DR	16	w	NR	NR	JV	M	MOR	MORT	WO	32.0		74
135	Schroeder and Balassa, 1967	3084	Mouse (<i>Mus musculus</i>)	2	U	DR	519	d	21	d	JV	M	MOR	SURV	WO		0.675	73
136	Biswas et al, 1998	15322	Goat (<i>Capra hircus</i>)	2	U	DR	78	d	1	yr	JV	F	MOR	MORT	WO		14.4	77
137	Biswas, et al, 2000	25916	Goat (<i>Ovis aries</i>)	2	U	OR	12	w	12	mo	AD	F	MOR	MORT	WO		14.4	78
138	Seidenberg et al 1986	113	Mouse (<i>Mus musculus</i>)	2	U	GV	5	d	NR	NR	GE	F	MOR	MORT	WO		43.4	85

ACHE = acetylcholinesterase; ACTP = accuracy of learned behavior; ACTV = activity, general; AD = adult; AR = adrenal; ASAT = aspartate aminotransferase; B = both; BDWT = body weight changes; BEH = behavior; BL = blood; BLPR = blood pressure; BR = brain; bw = body weight; CHM = chemical changes; CHOL = cholesterol; d - day; DOPA = dopamine; DR = Drinking water; ENZ = enzyme level changes; EXCR = excretion; F = female; FCNS = food consumption; FD = food; FDB = feeding behavior; GBCM = general biochemical changes; GE = gestation; GENZ = general enzyme changes; GHIS = general histology; GLPX = glutathione peroxidase; GPBY = general physiology changes; GRO = growth; GRS = gross body weight changes; GV = gavage; HA = hair; HE = heart; HIS = histological changes; HMGL = hemoglobin; HRM = hormone changes; JV = juvenile; kg = kilograms; KI = kidney; L = liter; LI = liver; LOAEL = lowest observed adverse effect level; mo = months; M = male; M = measured; MOR = effects on mortality and survival; MORT = mortality; NOAEL = No Observed Adverse Effect Level; NR = Not reported; OR = other oral; ORW = organ weight changes; ORWT = organ weight changes; PHY = physiology; PL = plasma; PORP = porphyrin; PROG = progeny numbers/counts; PRWT = progeny weight; PTH = pathology; RBCE = red blood cell count; REP = reproduction; RPRT = respiratory rate; RSEM = resorbed embryo; SM = sexually mature; SMIX = weight relative to body weight; SP = spleen; SR = serum; SURV = survival; TE = testes; TEWT = testes weight; TRII = triiodothyronine; TRYP = tryptophan; U = unmeasured; UR = urine; USTR = ultrastructural changes; UX = measured but values not reported; w = weeks; WCON = water consumption; WO = whole organism; yr = year.

Figure 6.1 Mammalian TRV Derivation for Arsenic



Wildlife TRV Derivation Process

- 1) There are at least three results available for two test species within the growth, reproduction, and mortality effect groups. There are enough data to derive a TRV.
- 2) There are three NOAEL results available within the growth and reproduction effect groups for calculation of a geometric mean.
- 3) The geometric mean is equal to 2.47 mg arsenic /kg bw/d and is lower than the lowest bounded LOAEL for results within the reproduction, growth, and survival (MOR) effect groups.
- 4) The mammalian wildlife TRV for arsenic is equal to 1.04 mg arsenic/kg bw/day which is the geometric mean of NOAEL values for reproduction and growth.

A geometric mean of the NOAEL values for growth and reproduction was calculated at 2.47 mg arsenic/kg bw/day. However, this value is higher than the lowest bounded LOAEL for reproduction, growth, or survival results. Therefore, the TRV is equal to 1.04 mg arsenic/kg bw/day which is the highest bounded NOAEL lower than the lowest bounded LOAEL for reproduction, growth or survival.

6.2 Estimation of Dose and Calculation of the Eco-SSL

Three separate Eco-SSL values were calculated for mammalian wildlife, one each for three surrogate species representing different trophic groups. The mammalian Eco-SSLs for arsenic are calculated according to the Eco-SSL guidance (U.S. EPA, 2003; Attachment 4-5) and are summarized in Table 6.2

Table 6.2 Calculation of the Mammalian Eco-SSLs for Arsenic					
Surrogate Receptor Group	TRV for Arsenic (mg dw/kg bw/d) ¹	Food Ingestion Rate (FIR) ² (kg dw/kg bw/d)	Soil Ingestion as Proportion of Diet (P _s) ²	Arsenic in Biota Type (i) ^{2,3} (B _i) (mg/kg dw)	Eco-SSL (mg/kg dw) ⁴
Mammalian herbivore (vole)	1.04	0.0875	0.032	$B_i = 0.03752 * \text{Soil}_j$ where i = plants	170
Mammalian ground insectivore (shrew)	1.04	0.209	0.030	$\ln(B_i) = 0.706 * \ln(\text{Soil}_j) - 1.421$ where i = earthworms	46
Mammalian carnivore (weasel)	1.04	0.130	0.043	$\ln(B_i) = 0.8188 * \ln(\text{Soil}_j) - 4.8471$ where i = mammals	170

¹ The process for derivation of wildlife TRVs is described in Attachment 4-5 of U.S. EPA (2003).
² Parameters (FIR, P_s, B_i values, regressions) are provided in U.S. EPA (2003) Attachment 4-1 (revised February 2005).
³ B_i = Concentration in biota type (i) which represents 100% of the diet for the respective receptor.
⁴ $HQ = \text{FIR} * (\text{Soil}_j * P_s + B_i) / \text{TRV}$ solved for HQ=1 where Soil_j = Eco-SSL (Equation 4-2; U.S. EPA, 2003).
 NA = Not Applicable

This Page Intentionally Left Blank

7.0 REFERENCES

7.1 General Arsenic References

American Petroleum Institute (API). 1998. *Arsenic: Chemistry, Fate, Toxicity, and Wastewater Treatment Options*. Health and Environmental Sciences Department. Publication 4676.

Canadian Council of Ministers of the Environment (CCME). 1996. Recommended Canadian Soil Quality Guidelines for Arsenic: Environmental and Human Health, Supporting Document - Final Draft. December 1996.

Cullen, W.R. and K. J. Reimer. 1989. Arsenic speciation in the environment. *Chem. Rev.* 89: 713-764.

Huang, Y-C. 1994. Arsenic distribution in soils. In: *Arsenic in the Environment. Part I: Cycling and Characterization*, pp 17-49. J. O. Nriagu (ed.), John Wiley & Sons, Inc., New York.

United States Environmental Protection Agency (U.S. EPA). 2003. *Guidance for Developing Ecological Soil Screening Levels (Eco-SSLs)*. November. Office of Emergency and Remedial Response, Washington, DC. OSWER Directive 9285.7-55.

United States Environmental Protection Agency (U.S. EPA). 1999. *Ecological Risk Assessment and Risk Management Principles for Superfund Sites*. Office of Emergency and Remedial Response, Washington, DC. OSWER Directive 9285.7-28.P.

United States Environmental Protection Agency (U.S. EPA). 1998. *Guidelines for Ecological Risk Assessment*. Risk Assessment Forum. U.S. Environmental Protection Agency, Washington DC. EPA/630/R-95/002F. April. May 14, 1998 Federal Register 63(93): 26846-26924.

United States Environmental Protection Agency (U.S. EPA). 1997. *Ecological Risk Assessment Guidance for Superfund: Process for Designing and Conducting Ecological Risk Assessments*. Interim Final. U.S. Environmental Protection Agency, Environmental Response Team (Edison, NJ). June 5, 1997.

7.2 References Used for Derivation of Plant and Soil Invertebrate Eco-SSLs

Anastasia, F. B. and Kender, W. J. 1973. The Influence of Soil Arsenic on the Growth of Lowbush Blueberry. *J. Environ. Qual.* 2(3): 335-337

Jacobs, L. W., Keeney, D. R., and Walsh, L. M. 1970. Arsenic Residue Toxicity to Vegetable Crops Grown on Plainfield Sand. *Agron. J.* 62: 588-591.

Jiang, Q. Q. and Singh, B. R. 1994. Effect of different forms and sources of arsenic on crop yield and arsenic concentration. *Water Air Soil Pollut.* 74(3/4): 321-343.

Schweizer, E. E. 1967. Toxicity of DSMA Soil Residues to Cotton and Rotational Crops. *Weed Sci.* 15(1): 72-76.

Woolson, E. A. and Isensee, A. R. 1981. Soil Residue Accumulation from Three Applied Arsenic Sources. *Weed Sci.* 29(1): 17-21.

7.3 References Rejected for Use in Derivation of Plant and Soil Invertebrate Eco-SSLs

These references were reviewed and rejected for use in derivation of the Eco-SSL. The definition of the codes describing the basis for rejection is provided at the end of the reference sections.

- No Tox** Albert, W. B. and Arndt, C. H. 1931. The Concentration of Soluble Arsenic as an Index of Arsenic Toxicity to Plants. *South Carolina Agric Exp Sta Ann Rep* 44: 47-48 (1931)
- OM, pH** Amonoo-Neizer, E. H., Nyamah, D., and Bakiamoh, S. B. 1996. Mercury and Arsenic Pollution in Soil and Biological Samples Around the Mining Town of Obuasi, Ghana. *Water Air Soil Pollut.* 91(3/4): 363-373 (1996)
- No Conc** Amonoo-Neizer, Eugene H. and Amekor, Emmanuel M. K. 1983. Determination of Total Arsenic in Environmental Samples from Kumasi and Obusai, Ghana. *Environ. Health Perspect.* 101(1): 46-49 (1993)
- pH,** Anderson, L. W. J., Pringle, J. C., and Raines, R. W. 1978. Arsenic Levels in Crops Irrigated with Water Containing MSMA. *Weed Sci.* 26(4): 370-373.
- No Conc** Arnott, J. T. and Leaf, A. L. 1967. The Determination and Distribution of Toxic Levels of Arsenic in a Silt Loam Soil. *Weed Sci.* 15(2): 121-124.
- Media** Asher, C. J. and Reay, P. F. 1979. Arsenic Uptake by Barley Seedlings. *Aust. J. Plant Physiol.* 6: 459-466 (1979).
- No Conc** Baker, R. S., Barrentine, W. L., Bowman, D. H., Hawthorne, W. L., and Pettiet, J. V. 1976. Crop Response and Arsenic Uptake Following Soil Incorporation of MSMA. *Weed Sci.* 24(3): 322-326.
- Mix** Bardgett, R. D., Speir, T. W., Ross, D. J., Yeates, G. W., and Kettles, H. A. 1994. Impact of Pasture Contamination by Copper, Chromium, and Arsenic Timber Preservative on Soil Microbial Properties and Nematodes. *Biol.Fertil.Soils* 18(1): 71-79.
- Media** Barrachina, A. C., Carbonell, F. B., and Beneyto, J. M. 1995. Arsenic Uptake, Distribution and Accumulation in Tomato Plants: Human Health Risk. *Fresenius Environ.Bull.* 4: 395-400 (1995)
- Mix** Batjer, L. P. and Benson, N. R. 1958. Effect of Mtal Chelates in Overcoming Arsenic Toxicity to Peach Trees. *Proc Am Soc Hort Sci* 72: 74-78 (1958)
- No Dur** Bech, Jaume, Poschenrieder, Charlotte, Llugany, Merce, Barcelo, Juan, Tume, P., Tobias, F. J., Barranzuela, J. L., and Vasquez, E. R. 1997. Arsenic and heavy metal contamination of soil and vegetation around a copper mine in northern peru. *Science of the Total Environment.* 203(1): 83-91.
- No Control** Benson, L. M., Porter, E. K., and Peterson, P. J. 1981. Arsenic Accumulation, Tolerance and Genotypic Variation in Plants on Arsenical Mine Wastes in S.W.England. *J. Plant Nutr.* 3(1-4): 655-666 (1981)
- OM** Benson, N. R. 1953. Effect of Season, Phosphate and Acidity in Plant Growth in Arsenic-Toxic Soils. *Soil Sci.* 76: 215-224 (1953)
- OM** Benson, N. R. 1976. Retardation of Apple Tree Growth by Soil Arsenic Residues. *J. Am. Soc. Hortic. Sci.* 101(3): 251-253 (1976)

- Media** Bhattacharya, A. and Mandal, S. 1999. Loss of Pollen Viability of *Cassia siamea* Lamk, Following Treatment with Arsenic. *J. Environ. Biol.* 20(1): 67-69.
- Rev** Bibhas, R. 1975. Fate of Organic Arsenicals in Soils and Plants. *Int. Pest. Control.* 17: 9-14.
- Score** Biro, B., Koves-Pechy, K., Voros, I., and Kadar, I. 1998. Toxicity of Some Field Applied Heavy Metal Salts to the Rhizobial and Fungal Microsymbionts of Alfalfa and Red Clover. *Agrokem. Talajtan.* 47(1-4): 265-276.
- OM** Bishop, R. F. and Chisholm, D. 1962. Arsenic Accumulation in Annapolis Valley Orchard Soils. *Can. J. Soil Sci.* 42: 77-80.
- ERE** Blatt, C. R. - Effect of Arsenic and Molybdenum on Plant Response of Cauliflower (*Brassica oleracea*) Grown in Sand Culture. In: M.L.VanBuesichem, (Ed.), *Plant Nutr. Physiol. Appl.* 41: 303-306 (1990)
- Species** Bliss, C. I. 1936. The Size Factor in the Action of Arsenic upon Silkworm Larvae. *Exp. Biol.* 13: 95-110.
- Mix** Boisson, J., Ruttens, A., and Vangronsveld, J. 1999. Evaluation of Hydroxyapatite as a Metal Immobilizing Soil Additive for the Remediation of Polluted Soils. Part I. Influence of Hydroxyapatite on Metal Exchangeability in Soil, Plant Growth and Plant Metal Accumulation. *Environ. Pollut.* 104(2): 225-233.
- Rev** Braman, R. S. 1975. Arsenic in the Environment. In: E.A.Woolson (Ed.), *Arsenical Pesticides*, Chapter 8, ACS Symp.Ser.No.7, Washington, D.C. 108-123.
- Media** Brenchley, W. E. 1914. On the Action of Certain Compounds of Zinc, Arsenic, and Boron on the Growth of Plants. *Ann. Bot.* 28: 283-301.
- OM, pH** Burlo, F., Guijarro, I., Carbonell-Barrachina, A. A., Valero, D., and Martinez-Sanchez, F. 1999. Arsenic Species: Effects on and Accumulation by Tomato Plants. *J. Agric. Food Chem.* 47(3): 1247-1253.
- Species** Campbell, F. L. 1926. Relative Susceptibility to Arsenic in Successive Instars of the Silkworm. *Gen. Physiol.* 9(6): 727-733.
- OM, pH** Carbonell-Barrachina, A. A., Burlo-Carbonell, F., and Mataix-Beneyto, J. 1997. Arsenic Uptake, Distribution and Accumulation in Bean Plants: Effect of Arsenite and Salinity on Plant Growth and Yield. *J. Plant Nutr.* 20(10): 1419-1430.
- Media** Carbonell-Barrachina, A. A., Aarabi, M. A., DeLaune, R. D., Gambrell, R. P., and Patrick, W. H., Jr. 1998. The influence of arsenic chemical form and concentration on *Spartina patens* and *Spartina alterniflora* growth and tissue arsenic concentration. *Plant Soil.* 198(1): 33-43 .
- OM, pH** Carbonell-Barrachina, A. A., Burlo, F., and Mataix, J. 1998. Response of Bean Micronutrient Nutrition to Arsenic and Salinity. *J. Plant Nutr.* 21(6): 1287-1299.
- OM** Carbonell-Barrachina, A. A., Burlo, F., Lopez, E., and Martinez-Sanchez, F. 1999. Arsenic Toxicity and Accumulation in Radish as Affected by Arsenic Chemical Speciation. *J. Environ. Sci. Health. Part B.* 34(4): 661-679.

- Media** Carbonell-Barrachina, A. A., Burlo, F., Valero, D., Lopez, E., Martinez-Romero, D., and Martinez-Sanchez, F. 1999. Arsenic Toxicity and Accumulation in Turnip as Affected by Arsenic Chemical Speciation. *J. Agric. Food Chem.* 47(6): 2288-2294 .
- Media** Carbonell Abrrachina, A., Burlo Carbonell, F., and Mataix Beneyto, J. 1995. Arsenic uptake, distribution, and accumulation in tomato plants: effect of arsenite on plant growth and yield. *J.Plant Nutr.* 18(6): 1237-1250.
- Media** Carbonell, A. A., Aarabi, M. A., DeLaune, R. D., Gambrell, R. P., and Patrick, W. H. 1998. Arsenic in wetland vegetation: Availability, phytotoxicity, uptake and effects on plant growth and nutrition. *Science of the Total Environment* . 217(3): 189-199.
- OM, pH** Carbonell, A. A., Aarabi, M. A., DeLaune, R. D., Gambrell, R. P., and Patrick, W. H., Jr. 1998. Bioavailability and uptake of arsenic by wetland vegetation: effects on plant growth and nutrition. *J.Environ.Sci.Health Part A* A33(1): 45-66.
- Species** Carriker, N. E., Gillespie, W. T., and Brezonik, P. L. 1976. Boron and Arsenic Studies in Florida Waters. Florida Water Resources Council, Publ.No.34, Gainesville, FL (Cited in Demayo et al 1979) : 3-48.
- Score** Carrow, R. N., Rieke, P. E., and Ellis, B. G. 1975. Growth of Turf grasses as Affected by Soil Phosphorus and Arsenic. *Soil Sci Am Proc.* 39: 1121-1124.
- ERE** Cataldo, D. A. and Wildung, R. E. 1978. Soil and Plant Factors Influencing the Accumulation of Heavy Metals by Plants. *Environ. Health Perspect.* 27: 149-159.
- Abstract** Chaney, R. and Ryan, J. 1995. Risk Based Standards For Arsenic, Lead And Cadmium In Urban Soils. Summary Of Information And Methods Developed To Estimate Standards For Cd, Pb And As In Urban Soils. Govt-Reports-Announcements-&-Index-(GRA&I) (19).
- Media** Chen, Shyi Hwan. 1997. An investigation on the effect of arsenic poisoning on humans, agriculture, and fisheries. *J. Chin. Chem. Soc.(Taipei).* 44(2): 115-121.
- FL** Chen, T. and Liu, G. 1993. Effects of Soil pH on Arsenic Adsorption in Soil and Its Toxicity to Rice (*Oryza sativa* L.). *Zhongguo Nongye Kexue (Beijing)* 26(1): 63-68 (CHI).
- OM** Chen, T. and and Liu, G. 1993. Effect of Arsenic on Rice (*Oryza sativa* L.) Growth and Development and Its Mechanism. *Scientia Agricultura Sinica (Zhongguo Nongye Kexue (Beijing))* 26(6): 50-58.
- OM, pH** Chisholm, D. 1972. Lead, Arsenic, and Copper Content of Crops Grown on Lead Arsenate-Treated and Untreated Soils. *Can. J. Plant Sci.* 52: 583-588.
- OM, pH** Clements, H. F. and Munson, J. 1947. Arsenic Toxicity Studies in Soil and in Culture Solutions. *Pac Sci.* 1: 151-171.
- Mix** Codling, E. E. and Wright, R. J. 1998. Plant Uptake of Selenium Arsenic and Molybdenum From Soil Treated with Coal Combustion Byproducts. *Fresenius Environ. Bull.* 7(1-2): 118-125.
- No Data** Cooper, H. P., Paden, W. R., Hall, E. E., Albert, W. B., Rogers, W. B., and Riley, J. A. 1931. Effect of Calcium Arsenate on the Productivity of Certain Soil Types. *S.C. Agric. Exp. Stn. Ann. Rep.* No. 44 , 28-36.

- Score** Covey, R. P., Koch, B. L., and Larsen, H. J. 1981. Influence of Vesicular Arbuscular Mycorrhizae on the Growth of Apple and Corn in Low-Phosphorous Soil. *Phytopathology*. 71: 712-715.
- Score** Cox, M. S., Bell, P. F., and Kovar, J. L. 1996. Differential Tolerance of Canola to Arsenic when Grown Hydroponically or in Soil. *J. Plant Nutr.* 19(12): 1599-1610.
- OM, pH** Crafts, A. S. and Rosenfels, R. S. 1939. Toxicity Studies with Arsenic in Eighty California Soils. *Hilgardia*. 12(3): 177-200.
- No Data** Crafts, A. S. 1935. The Toxicity of Sodium Arsenite and Sodium Chlorate in Four California Soils. *Hilgardia*. 9: 462-498.
- Species** Crecelius, E. A., Johnson, C. J., and Hofer, G. C. 1974. Contamination of Soils Near a Copper Smelter by Arsenic, Antimony, and Lead. *Water Air Soil Pollut.* 3: 337-342.
- Mix** Da Costa, E. W. B. and Bezemer, L. D. 1973. Anti-Fungal Effectiveness of Copper-Chrome-Arsenic Preservatives in a Phosphatic Environment. *Int. Biodeterior. Bull.* 9(1/2): 44-48.
- OM, pH** Daris, B. T., Papadopoulou, C., Kleperis, J., and Grimanis, A. P. 1970. Herbicide Influence on the Arsenic Uptake of Grapes. A Study by Neutron Activation Analysis. *Proc. Br. Weed Control Conf.* 10(1): 429-433.
- Mix** Davis, R. D., Beckett, P. H. T., and Wollan, E. 1978. Critical Levels of Twenty Potentially Toxic Elements in Young Spring Barley. *Plant Soil* . 49: 395-408.
- Mix** De Koe, T. 1991. Arsenic in Water, Sediment and Vegetation of the Jales Gold Mine, North Portugal. In: J.Rozema and J.A.C.Verkleij (Eds.), *Ecological Responses to Environmental Stresses*, Chapter 5, Kluwer Acad.Publ., Netherlands : 42-47 (1991)
- No Data** Dorman, C., Tucker, F. H., and Coleman, R. 1939. The Effect of Calcium Arsenate upon the Productivity of Several Important Soils of the Cotton Belt. *J Am Soc Agron.* 31: 1020-1028.
- No Conc** Deuel, L. E. and Swoboda, A. R. 1972. Arsenic Toxicity to Cotton and Soybeans. *J. Environ. Qual.* 1(3): 317-320.
- Rev** Environment Canada. - Canadian Soil Quality Guidelines for Arsenic: (Environmental and Human Health). Draft Document.Guidelines Division, Evaluation and Interpretation Branch, Environmental Conservation Service, Environment Canada, Ottawa : 61 p. (1996)
- ERE** Escritt, J. R. 1955. Calcium Arsenate for Earthworm Control. *J Sports Turf Res Inst* 9: 28-34 .
- Media** Fargasova, A. 1994. Effect of Pb, Cd, Hg, As, and Cr on Germination and Root Growth of *Sinapis alba* Seeds. *Bull. Environ. Contam. Toxicol.* 52: 452-456 .
- OM, pH** Fergus, I. F. 1955. A Note on Arsenic Toxicity in Some Queensland Soils. Queensland *J. Agric. Sci.* 12(4): 95-100 (1955)
- No Conc** Fodor, L. 1998. Effect of Heavy Metals on Wheat and Maize Crop on Brown Forest Soil. *Agrokem.Talajtan.* 47(1-4): 197-206.
- Rev** Fowler, B. A. and Mahaffey, K. R. 1978. Interactions Among Lead, Cadmium, and Arsenic in Relation to Porphyrin Excretion Patterns. *Environ.Health Perspect.* 25: 87-9.

- OM, pH** Gal, J. Y. and Bouche, M. B. 1988. Correlation of Lethal Concentrations of Heavy Metals with Tissue Levels of Earthworms. University of France, Montpellier, France (NTIS#ADA199269) : 34 (1988)
- OM** Geiszinger, A., Goessler, W., Kuehnelt, D., Francesconi, K., and Kosmus, W. 1998. Determination of arsenic compounds in earthworms. *Environ. Sci. Technol.* 32(15): 2238-2243 (8-1-1998).
- OM, pH** Gill, B. S. and Sandhu, S. S. 1992. Application of the tradescantia micronucleus assay for the genetic evaluation of chemical mixtures in soil and aqueous media. *Mutation Research* 270(1): 65-69.
- OM, pH** Girling, C. A., Peterson, P. J., and Minski, M. J. 1978. Gold and Arsenic Concentrations in Plants as an Indication of Gold Mineralization. *Sci Total Environ.* 10(1): 79-86 .
- FL** Guo, Y., Wang, Z., Lai, Q., Zhang, Y., Xia, W., Yan, H., and Deng, J. 1995. Soil Heavy Metal Pollution And Earthworm Isozymes. *Yingyong Shengtai Xuebao* 6(3): 317-322.
- OM, pH** Hall, I. V., Lockhart, C. L., Newbery, R. J., and Wood, G. W. 1971. Factors Affecting Arsenic Injury to Lowbush Blueberry Foliage. *Phytoprotection* 52(3): 95-99.
- Media** Hara, T., Sonoda, Y., and Iwai, I. 1977. Growth Response of Cabbage Plants to Arsenic and Antimony Under Water Culture Conditions. *Soil Sci.Plant Nutr.* 23(2): 253-256 .
- Mix** Helgesen, H. and Larsen, E. H. 1998. Bioavailability and Speciation of Arsenic in Carrots Grown in Contaminated. *Soil. Analyst.* 123(5): 791-796.
- Mix** Hiroko, Mikiya. 1993. Effect of Arsenic Pollution on Soil Microbial Population. *Soil Sci.Plant Nutr.* 39(2): 227-235.
- FL** Il'In, V. B. and Konarbaeva, G. A. 1993. Forms of arsenic in soil and its accumulation in tomato organs. *Agrokhimiya* : 54-57.
- FL** Il'In, V. B. 1994. Arsenic in orchard soils of kuzbas cities. *Agrokhimiya* : 82-85.
- OM** Jackson, B. P., Miller, W. P., Schumann, A. W., and Sumner, M. E. 1999. Trace Element Solubility from Land Application of Fly Ash/Organic Waste Mixtures. *J.Environ.Qual.* 28(2): 639-647.
- No Control** Johnson, L. R. and Hiltbold, A. E. 1969. Division S-4-Soil Fertility and Plant Nutrition. Arsenic Content of Soil and Crops Following Use of Methanearsonate Herbicides. *Soil Sci.Soc.Am.Proc.* 33(2): 279-282.
- ERE** Johnson, L. R. and Hiltbold, A. E. 1969. Arsenic Content of Soil and Crops Following Use of Methanearsonate Herbicides. *Soil Sci.Soc.Am.Proc.* 33(1): 279-282.
- Mix** Jones, J. S. and Hatch, M. B. 1945. Spray Residues and Crop Assimilation of Arsenic and Lead. *Soil Sci.* 60: 277-288.
- ERE** Kanabo, I. A. K. and Gilkes, R. J. 1992. Low-Contaminant Jarosite Waste as a Fertilizer Amendment. *J. Environ. Qual.* 21(4): 679-684 .

- FL** Kawashiro, I. and Kondo, T. 1962. Determination of Trace Amounts of Poisonous Metals in Foods. II. The Content of Arsenic, Cadmium, Copper, Manganese and Mercury in Rice, Wheat Flour and Soybeans. *Bull. Natl. Inst. Hyg. Sci.* 80: 75-87 (JPN).
- Media** Khattak, R. A., Haghnia, G. H., Mikkelsen, R. L., Page, A. L., and Bradford, G. R. 1989. Influence of Binary Interactions of Arsenate, Molybdate and Selenate on Yield and Composition of Alfalfa. *J. Environ. Qual.* 18(3): 355-360.
- Media** Khattak, R. A., Page, A. L., Parker, D. R., and Bakhtar, D. 1991. Accumulation and Interactions of Arsenic, Selenium, Molybdenum and Phosphorus in Alfalfa. *J. Environ. Qual.* 20(1): 165-168.
- OM** Kiss, A. S., Oncsik, M., Dombovari, J., Veres, S., and Acs, G. 1992. Dangers of arsenic drinking and irrigation water to plants and humans: antagonism of arsenic and magnesium. *Acta Agron. Hung.* 41(1/2): 3-9 .
- FL** Koseki, K. 1988. Suppression of arsenic injury of rice plants by the application of higher phosphate concn. in culture soln. *Gakujutsu Hokoku - Miyagi-ken Nogyo Tanki Daigaku* 36: 15-21.
- FL** Kulich, J. 1987. Basic Nutrition and Phytotoxicity Caused by Arsenic and Lead. Part II. *Agriculture* 33(10): 907-919 (RUS) (1987)
- FL** Kulich, J. and Kulichova, R. 1984. Comparison of the Phytotoxicity of Arsenic and Lead (Porovnanie Fytotoxicity Arzenu a Olova). *Agriculture* 30(2): 109-117 (RUS).
- FL** Kulich, Jozef. 1988. The response of cereals to arsenic and lead. *Rostl. Vyroba* 34(5): 491-498.
- FL** Kulich, Jozef. 1990. Detoxication of arsenic in cereals and legumes by sulfur. *Rostl. Vyroba* 36(4): 395-405.
- Species** Lancaster, R. J., Coup, M. R., and Hughes, J. W. 1971. Toxicity of Arsenic Present in Lakeweed. *N.Z.Vet.J.* 19(7): 141-145.
- Media** Lane, I. and Puckett, K. J. 1979. Responses of the Phosphatase Activity of the Lichen *Cladonia rangiferina* to Various Environmental Factors Including Metals. *Can. J. Bot.* 57: 1534-1540.
- Mix** Langdon, C. J., Pearce, T. G., Black, S., and Semple, K. T. 1999. Resistance to Arsenic-Toxicity in a Population of the Earthworm *Lumbricus rubellus*. *Soil Biol Biochem.* 31: 1963-1967.
- Mix** Lejeune, Katherine, Galbraith, Hector, Lipton, Joshua, and Kapustka, Lawrence A. 1996. Effects of metals and arsenic on riparian communities in southwest Montana. *Ecotoxicology* . 5(5): 297-312.
- FL** Li, Xunguang and Li, Xiaoping. 1992. Critical concentration of arsenic in soils of Xiashu loess area. *Turang (Nanjing) (CHI)*. 24(6): 302-305.
- Media** Liebig, G. F., Jr., Bradford, G. R., and Vanselow, A. P. 1959. Effects of Arsenic Compounds on Citrus Plants in Solution Culture. *Soil Sci.* 88(6): 342-348.
- Rev** Liebig, G. F. Jr. 1966. Arsenic. In: H.D.Chapman (Ed.), *Diagnostic Criteria for Plants and Soils*, University of California, Berkeley, CA : 13, 23 (1966)

- Media** Lindner, R. C. and Reeves, E. R. 1942. Arsenic Injury of Peach Trees: A Disorder Sometimes Confused with Western X-Disease. *Washington State Hort Assoc Proc* 38: 37-40.
- No Dur** Lindner, R. C. 1943. Arsenic Injury of Peach Trees. *Proc Am Soc Hort Sci.* 42: 275-279.
- FL** Luo, Jinfa, Xia, Zenglu, and Li, Senzhao. 1991. Chemical behavior of arsenic in purple soil and their effects on crops. *Huanjing Kexue Xuebao.* 11(3): 269-275.
- Media** Machlis, L. 1941. Accumulation of Arsenic in the Shoots of Sudan Grass and Bush Bean. *Plant Physiol.* 16: 521-543.
- Species** MacLauchlan, L. E., Borden, J. H., D'Auria, J. M., and Wheeler, L. A. 1988. Distribution of arsenic in MSMA-treated lodgepole pines infested by the mountain pine beetle *Dendroctonus-ponderosae* Coleoptera Scolytidae and its relationship to beetle mortality. *Journal of Economic Entomology.* 81 (1): 274-280.
- Media** Marin, A. R., Pezeshki, S. R., Masschelen, P. H., and Choi, H. S. 1993. Effect of dimethylarsenic acid (DMAA) on growth, tissue arsenic, and photosynthesis of rice plants. *J. Plant Nutr.* 16(5): 865-880.
- Conc** Marin, A. R., Masscheleyn, P. H., and Patrick, W. H., Jr. 1993. Soil Redox-pH Stability of Arsenic Species and Its Influence on Arsenic Uptake by Rice. *Plant Soil.* 152(2): 245-253.
- OM** Martin, R. R., Tomlin, A., and Marsello, B. - Arsenic Uptake in Orchard Trees: Implications for Dendroanalysis. *Chemosphere* 41(5): 635-637 (2000)
- OM, pH** Mcbee, G. G., Johnson, P. R., and Holt, E. C. 1967. Arsenic Residue Studies on Coastal Bermudagrass. *Weeds* 15: 77-79.
- OM, pH** Mclean, H. C., Weber, A. L., and Joffe, J. S. 1944. Arsenic Content of Vegetables Grown in Soils Treated with Lead Arsenate. *J. Econ. Entomol.* 37(3): 315-316.
- Score** Meharg, A. A., Shore, R. F., and Broadgate, K. 1998. Edaphic Factors Affecting the Toxicity and Accumulation of Arsenate in the Earthworm *Lumbricus terrestris*. *Environ. Toxicol. Chem.* 17(6): 1124-1131.
- Media** Meharg, A. A. and Macnair, M. R. 1991. Uptake, Accumulation and Translocation of Arsenate in Arsenate-Tolerant and Non-Tolerant *Holcus lanatus* L. *New Phytol.* 117: 225-231.
- Mix** Merry, R. H., Tiller, K. G., and Alston, A. M. 1986. The Effects of Soil Contamination with Copper, Lead and Arsenic on the Growth and Composition of Plants. II. Effects of Source of Contamination, Varying soil pH, and Prior Waterlogging. *Plant Soil.* 95: 255-269.
- No Control** Merry, R. H., Tiller, K. G., and Alston, A. M. 1986. The Effects of Contamination of Soil with Copper, Lead and Arsenic on the Growth and Composition of Plants. I. Effects of Season, Genotype, Soil Temperature and Fertilizers. *Plant Soil.* 91: 115-128.
- OM** Miller, R. L., Bassett, I. P., and Yothers, W. W. 1933. Effect of Lead Arsenate Insecticides on Orange Trees in Florida. U.S.Dep.of Agric.Tech.Bull.No.350, Washington, D.C. 20 p.
- Mix** Morgan, A. J., Winters, C., and Yarwood, A. 1994. Speed-Mapping Of Arsenic Distribution In The Tissues Of Earthworms Inhabiting Arsenious Soil. *Cell Biol Int Rep.* 18(9): 911-914.

- OM, pH** Murphy, H. J. and Goven, M. J. 1966. Arsenic Residues in Potato Soils and Tubers. *Maine Farm Res.* 14(3): 4-8.
- Rev** National Academy of Sciences. Arsenic. Medical and Biologic Effects of Environmental Pollutants. Rep.of the Natl.Tech.Advisory Committee to the Secretary of the Interior, Washington, D.C. 277-321
- Rev** National Research Council of Canada. 1978. Effects of Arsenic in the Canadian Environment. NRCC No.15391, Associate Committee on Scientific Criteria for Environmental Quality, National Research Council of Canada, Ottawa: 352 p. 363.
- Media** Ngu, M., Moya, E., and Magan, N. 1998. Tolerance and uptake of cadmium, arsenic and lead by Fusarium pathogens of cereals. *International Biodeterioration & Biodegradation.* 42(1): 55-62.
- Media** Nissen, P. and Benson, A. A. 1982. Arsenic Metabolism in Freshwater and Terrestrial Plants. *Physiol. Plant.* 54: 446-450 .
- pH** Nyarai-Horvath, F., Szalai, T., Kadar, I., and Csatho, P. 1997. Germination characteristics of pea seeds originating from a field trial treated with different levels of harmful elements. *Acta Agron. Hung.* 452(147-154).
- No Dur** Olson, O. E., Sisson, L. L., and Moxon, A. L. 1940. Absorption of Selenium and Arsenic by Plants from Soils Under Natural Conditions. *Soil Sci.* 50: 115-118.
- No Data** Onken, B. M. and Hossner, L. R. 1995. Plant uptake and determination of arsenic species in soil solution under flooded conditions. *J. Environ. Qual.* 24(2): 373-381.
- OM, pH** Otte, M. L., Rozema, J., Beek, M. A., Ernst, W. H. O., and Broekman, R. A. 1988. Uptake of Arsenic by Vegetation of the Former Rhine Estuary. Proc.Third Int.Conf.Envirion.Contam., Sept.1988, Venice, Italy : 529-531.
- OM, pH** Otte, M. L., Rozema, J., Beek, M. A., Kater, B. J., and Broekman, R. A. 1990. Uptake of Arsenic by Estuarine Plants and Interactions with Phosphate, in the Field (Rhine Estuary) and Under Outdoor Experimental Conditions. *Sci.Total Environ.* 97/98: 839-854.
- Media** Paivoke, A. 1983. Anatomical Response of the Roots of Pea Seedlings to Lead and Arsenate Ions. *Ann. Bot. Fenn.* 20: 307-315.
- Media** Paliouris, G. and Hutchinson, T. 1997. Arsenic, Cobalt and Nickel Tolerances in Two Populations of *Silene vulgaris* (Moench) Garcke from Ontario, Canada. *New Phytol.* 117: 449-459.
- No COC** Pavlikova, D., Tlustos, P., Szakova, J., and Balik, J. 1997. b The effect of application of potassium humate on the content of cadmium, zinc and arsenic in plants. *Rostl. Vyroba* 43(10): 481-486.
- Media** Pepper, I., Galanti, N., Sans, J., and Lopez-Saez, J. F. 1988. Reversible Inhibition of Root Growth and Cell Proliferation by Pentavalent Arsenic in *Allium cepa* L. *Environ. Exp. Bot.* 28(1): 9-18.
- Rev** Pershagen, G. and Vahter, M. 1979. Arsenic-A Toxicological and Epidemiological Appraisal. Naturvardsverket Rapp.SNV PM 1128, Liber Tryck, Stockholm : 265 .

Species	Peryea, F. J. 1991. Phosphate-Induced Release of Arsenic from Soils Contaminated with Lead Arsenate. <i>Soil Sci. Soc. Am. J.</i> 55(5): 1301-1306.
Mix	Pilgrim, W. 1995. Lead, Cadmium, Arsenic, And Zinc In The Ecosystem Surrounding The Belledune Lead Smelter. Gov.Rep.Announce.Index (24) (1995)
Mix	Pitten, F. A., Muller, G., Konig, P., Schmidt, D., Thurow, K., and Kramer, A. 1999. Risk Assessment of a Former Military Base Contaminated with Organoarsenic-Based Warfare Agents: Uptake of Arsenic by Terrestrial Plants. <i>Sci Total Environ.</i> 226: 237-245.
Mix	Porter, E. K. and Peterson, P. J. 1975. Arsenic Accumulation by Plants on Mine Waste (United Kingdom). <i>Sci Total Environ.</i> 4(4): 365-371.
Media	Porter, E. K. and Peterson, P. J. 1977. Arsenic Accumulation by Plants on Mine Waste (United Kingdom). <i>Environ. Pollut. Ser. A Ecol. Biol.</i> 14(4): 255-265.
OM, pH	Pyles, R. A. and Woolson, E. A. 1982. Quantitation and Characterization of Arsenic Compounds in Vegetables Grown in Arsenic Acid Treated Soil. <i>J.Agric.Food Chem.</i> 30(5): 866-870 .
No Data	Reed, J. F. and M. B. Sturgis. 1936. Toxicity from Arsenic Compounds to Rice on Flooded Soils. <i>J. Am. Soc. Agron.</i> 28: 432-436.
Species	Riedel, G. F. and Valette-Silver, N. 2002. Differences in the Bioaccumulation of Arsenic by Oysters from Southeast Coastal US and Chesapeake Bay: Environmental Versus Genetic Control. <i>Chemosphere.</i> 49(1): 27-37 (2002)
OM	Robinson, E. L. 1975. Arsenic in Soil with Five Annual Applications of MSMA. <i>Weed Sci.</i> 23(5): 341-343.
Media	Rocovich, S. E. and West, D. A. 1975. Arsenic Tolerance in a Population of the Grass <i>Andropogon scoparius Michx.</i> <i>Science</i> 188: 263-264 (1975)
OM, pH	Rosehart, R. G. and Lee, J. Y. 1973. The Effect of Arsenic Trioxide on the Growth of White Spruce Seedlings. <i>Water Air Soil Pollut.</i> 2: 439-443.
Rev	Sandberg, G. R. and Allen, I. K. 1975. A Proposed Arsenic Cycle in an Agronomic Ecosystem. In: E.A.Woolson (Ed.), <i>Arsenical Pesticides, ACS Symp.Ser.No.7</i> : 124-147 (1975)
FL	Savory, J. and Wills, M. R. Arsenic. In: E.Merian (Ed.), <i>Metals in the Environment: Distribution, Analysis and Biological Relevance</i> , Chapter 3, Verlag: Weinheim, West Germany
OM, pH	Sheppard, M. I., Thibault, D. H., and Sheppard, S. C. 1985 Concentrations and Concentration Ratios of U, As and Co in Scots Pine Grown in a Waste-Site Soil and an Experimentally Contaminated Soil. <i>Water Air Soil Pollut.</i> 26(1): 85-94 .
Rev	Sheppard, S. C. 1992. Summary of Phytotoxic Levels of Soil Arsenic. <i>Water Air Soil Pollut.</i> 64(3/4): 539-550.
ERE	Shinonaga, Taeko and Ambe, Shizuko. 1998. Multitracer study on absorption of radionuclides in atmosphere-plant model system. <i>Water Air Soil Pollut.</i> 10(1-4): 93-103.
OM, pH	Sieczka, J. B. and Lisk, D. J. 1971. Arsenic Residues in Red Clover. <i>Am.Potato J.</i> 48: 395-397.
OM, pH	Sihlbom, E. 1956. Arsenic in Potato Tubers. <i>Sveriges Utsadesforen Tids</i> 66: 199-201 (1956)

- OM** Sihlbom, E. and Fredriksson, L. 1960. Yield and Arsenic Content in Potatoes Grown in Soil with Different Amounts of Arsenite. *Sveriges Utsadesforen Tids* 70: 312-317 .
- pH** Simon, T., Mikanova, O., and Kubat, J. 1998. The Effect of Addition of Inorganic Ni and As Compounds on the Growth of Radish and Activities of Soil Microorganisms. *Rostl.Vyroba*. 44(4): 187-192.
- OM, pH** Singh, B. R. and Steinnes, E. 1976. Uptake of Trace Elements by Barley in Zinc-Polluted Soils: 2. Lead, Cadmium, Mercury, Selenium, Arsenic, Chromium and Vanadium in Barley. *Soil Sci*. 121(1): 38-43 .
- Rev** Slooff, W., Haring, B. J. A., Hesse, J. M., Janus, J. A., and Thomas, R. 1990. Integrated Criteria Document Arsenic. RIVM Rep.No.758701002, Natl.Inst.of Public Health and Environ.Prot., Bilthoven, Netherlands : 130 p. (DUT).
- OM, pH** Small, H. G., Jr. and McCants, C. B. 1962. Residual Arsenic in Soils and Concentration in Tobacco. *Tobacco Sci*. 6: 34-36.
- ERE** Small, H. G., Jr. and McCants, C. B. 1962. Influence of Arsenic Applied to the Growth Media on the Arsenic Content of Flue-Cured Tobacco. *Agron .J*. 54: 129-133.
- Rev** Smith, E., Naidu, R., and Alston, A. M. 1998. Arsenic in the Soil Environment: A Review. *Adv.Agron*. 64: 149-195 .
- Mix** Speir, T. W., Ross, D. J., Feltham, C. W., Orchard, V. A., and Yeates, G. W. 1992. Assessment of the Feasibility of Using CCA (Copper, Chromium and Arsenic)-Treated and Boric Acid-Treated Sawdust as Soil Amendments. II. Soil Biochemical and Biological Properties. *Plant Soil*. 142(2): 249-258.
- No COC** Speir, T. W., August, J. A., and Feltham, C. W. 1992. Assessment of the feasibility of using cca copper chromium and arsenic-treated and boric acid-treated sawdust as soil amendments i. Plant growth and element uptake. *Plant Soil* 142(2): 235-248.
- Media** Stakman, E. C., Stevenson, F. V., and Wilson, C. T. 1946. Adaptation of Monosporidial Lines of *Ustilago zeae* to Arsenic. *Phytopathology* 36: 411 (ABS).
- OM, pH** Steevens, D. R., Walsh, L. M., and Keeney, D. R. 1972. Arsenic Residues in Soil and Potatoes from Wisconsin Potato Fields - 1970. *Pestic.Monit.J*. 6(2): 89-90 .
- Score** Steevens, D. R., Walsh, L. M., and Keeney, D. R. 1972. Arsenic Phytotoxicity on a Plainfield Sand as Affected by Ferric Sulfate or Aluminum Sulfate. *J. Environ. Qual*. 1(3): 301-303.
- OM, pH** Stewart, J. and Smith, E. S. 1922. Some Relations of Arsenic to Plant Growth: Part 2. *Soil Sci*. 14(2): 119-126.
- No Dur** Stijve, T., Vellinga, E. C., and Herrmann, A. 1990. Arsenic Accumulation in Some Higher Fungi. *Persoonia* 14: 161-166.
- No Tox** Tang, T. and Miller, D. M. 1991. Growth and Tissue Composition of Rice Grown in Soil Treated with Inorganic Copper Nickel and Arsenic. *Commun .Soil Sci. Plant Anal*. 22(19/20): 2037-2046.

- OM** Thompson, A. H. and Batjer, L. P. 1950. Effect of Various Soil Treatments for Correcting Arsenic Injury of Peach Trees. *Soil Sci.* 69: 281-290.
- No Tox** Thompson, M. E. and Johnston, A. M. 1958. Total Sulphydryl Content of Embryos of Arsenic-Resistant and Sensitive Strains of the Blue Tick *Boophilus decoloratus*. *Nature*. 181: 647-648.
- No Stats** Tlustos, P., Balik, J., Szakova, J., and Pavlikova, D. 1998. The accumulation of arsenic in radish biomass when different forms of As were applied in the soil (Czech). *Rostlinna Vyroba*. 44(1): 7-13.
- Mix** Tlustos, P., Pavlikova, D., Balik, J., Szakova, J., Hanc, A., and Balikova, M. 1998. The accumulation of arsenic and cadmium in plants and their distribution [Czech]. *Rostlinna Vyroba* 44(10): 463-469.
- Mix** Tlustos, P., Balik, J., Pavlikova, D., and Szakova, J. 1997. The uptake of cadmium, zinc, arsenic and lead by chosen crops. *Rostl. Vyroba*. 43(10): 487-494.
- Mix** Tolle, D. A., Arthur, M. F., Chesson, J., and Van Voris, P. 1985. Comparison of Pots Versus Microcosms for Predicting Agroecosystem Effects due to Waste Amendment. *Environ. Toxicol. Chem.* 4(4): 501-509.
- Media** Tso, T. C., Sorokin, T. P., and Engelhaupt, M. E. 1973. Effects of Some Rare Elements on Nicotine Content of the Tobacco Plant. *Plant Physiol.* 51: 805-806.
- Rev** Tsutsumi, M. 1981. Arsenic Pollution in Arable Land. In: K. Kitagishi and I. Yamane (Eds.), Chapter 14, *Heavy Metal Pollutants in Soils of Japan*, Japan Scientific Soc. Press, Tokyo : 181-192 (1981)
- Rev** Valberg, P. A., Beck, B. D., Bowers, T. S., Keating, J. L., Bergstrom, P. D., and Boardman, P. D. 1997. Issues In Setting Health-Based Cleanup Levels For Arsenic In Soil. *Regul Toxicol Pharmacol.* 26(2): 219-229.
- Rev** Vetter, J. 1994. Data on Arsenic and Cadmium Contents of Some Common Mushrooms. *Toxicol* 32(1): 11-15.
- Media** Villalobos-Pietrini, R., Flores-Marquez, A. R., Sanchez, M., and Gomez-Arroyo, S. 1990. Micronuclei induced in tradescantia by arsenic. *Rev Int Contam Ambient.* 6(1): 75-78.
- Mix** Wang, Zhenzhong, Zhang, Youmei, Hu, Juelian, Zheng, Yunyou, Hu, Zhaoyang, Guo, Yongcan, Lai, Qing, Yan, Hengmei, and Deng, Jifu. 1994. Effect of heavy metals in soil on earthworms (*Opisthopora*). *Huanjing Kexue Xuebao*. 14(2): 236-243.
- Score** Weaver, R. W., Melton, J. R., Wang, D., and Duple, R. L. 1984. Uptake of Arsenic and Mercury from Soil by Bermudagrass *Cynodon dactylon*. *Environ. Pollut.* 33: 133-142.
- Media** Wells, B. R. and Gilmour, J. T. 1977. Sterility in Rice Cultivars as Influenced by MSMA Rate and Water Management. *Agron. J.* 69: 451-454.
- Media** Wetzel, A. and Werner, D. 1995. Ecotoxicological Evaluation of Contaminated Soil Using the Legume Root Nodule Symbiosis as Effect Parameter. *Environ. Toxicol. Water Qual.* 10(2): 127-133.

- Mix** Wiersma, D., Van Goor, B. J., and Van der Veen, N. G. 1986. Cadmium, Lead, Mercury, and Arsenic Concentrations in Crops and Corresponding Soils in The Netherlands. *J. Agric. Food Chem.* 34: 1067-1074.
- Mix** Wilkins, C. 1997. The Uptake of Copper, Arsenic and Zinc by Miscanthus-Environmental Implications for Use as an Energy Crop. Biomass and Energy Crops, April 7-8, 1997, Royal Agricultural College, Cirencester : 335-340 (1997)
- Score** Woolson, E. A., Axley, J. H., and Kearney, P. C. 1973. The Chemistry and Phytotoxicity of Arsenic in Soils: II. Effects of Time and Phosphorus. *Proc. Soil Sci. Soc. Am.* 37: 254-259.
- No Data** Woolson, E. A. 1973. Arsenic Phytotoxicity and Uptake in Six Vegetable Crops. *Weed Sci.* 21(6): 524-527.
- Score** Woolson, E. A. 1972. Effects of Fertiliser Materials and Combinations on the Phytotoxicity, Availability and Content of Arsenic in Corn (Maize). *J. Sci. Food Agric.* 23: 1477-1481.
- OM** Woolson, E. A., Axley, J. H., and Kearney, P. C. 1971. Correlation Between Available Soil Arsenic, Estimated by Six Methods, and Response of Corn (*Zea mays* L.). *Soil Sci.Soc.Am.Proc.* 35(1): 101-105 (1971)
- No Data** Woolson, E. A., Axley, J. H., and Kearney, P. C. 1971. The Chemistry and Phytotoxicity of Arsenic in Soils: I. Contaminated Field Soils. *Soil Sci Am Proc.* 35: 938-943.
- Mix** Wyttenbach, A., Bajo, S., and Tobler, L. 1996. Arsenic Concentrations in Successive Needle Age Classes of Norway Spruce (*Picea abies* (L.) Karst.). *Fresenius' J.Anal.Chem.* 354(5/6): 668-671.
- No Dur** Wyttenbach, A., Bajo, S., Furrer, V., Langenauer, M., and Tobler, L. 1997. The accumulation of arsenic, bromine and iodine in needles of norway spruce (*Picea abies* (L.) Karst.) At sites with low pollution. *Water Air Soil Pollut.* 94(3-4): 417-430.
- FL** Xi, Yuying, Li, Feng, and Fan, Jiaren. 1989. Rule of accumulation and movement of chromium and arsenic in soil and the inside of plants. *Shanxi Daxue Xuebao, Ziran Kexueban.* 12(4): 472-480.
- Media** Xie, Zheng Miao and Huang, Chang Yong. 1998. Control of arsenic toxicity in rice plants grown on an arsenic-polluted paddy soil. *Commun. Soil Sci.Plant Anal.* 29(15/16): 2471-2477.
- FL** Xie, Zhengmiao, Zhu, Zuxiang, Yuan, Keneng, and Huang, Changyong. - Effect of birnessite (Δ -MnO₂) on oxidation of arsenic(III) in soils. *Huanjing Huaxue* 8(2): 1-6 (1989)
- FL** Xie, Zhengmiao, Zhu, Zuxiang, Yuan, Keneng, and Huang, Changyong. 1991. Study on critical arsenic contents causing toxicity towards rice plants in different soils. *Zhongguo Huanjing Kexue* 11(2): 105-108.
- Mix** Yeates, G. W., Orchard, V. A., and Speir, T. W. 1995. Reduction In Faunal Populations And Decomposition Following Pasture Contamination By A Cu-Cr-As Based Timber Preservative. *Acta Zool. Fenn.* (196): 297-300.
- OM, pH** Yothers, M. A. and Carlson, F. W. - Effect of DDT on the Green Peach Aphid and Its Coccinellid Predators. *J.Econ.Entomol.* 41(3): 515-516 (1948)

- Species** Zaman, K., MacGill, R. S., Johnson, J. E., Ahmad, S., and Pardini, R. S. - An Insect Model for Assessing Oxidative Stress Related to Arsenic Toxicity. *Arch.Insect Biochem.Physiol.* 29(2): 199-209 (1995)
- FL** Zyrin, N. G., Kovnatskii, E. F., Roslyakov, N. P., Ryakhovskii, A. V., and Samonov, A. M. - Determination of Arsenic and Antimony in Plants. *Yad.-Fiz.Metody Anal.Kontrola Okruzh.Sredy, Tr.Vses.Soveshch.* 228-231 (1985)

7.4 References Used for Derivation of Wildlife TRVs

- Bencko, V. 1972. oxygen consumption by mouse liver homogenate during drinking water arsenic exposure. ii. *J. Hyg. Epidemiol., Microbiol., Immunol.* 16(1): 42-6. Ref ID: 15471
- Benes, B. and Bencko, V. 1981. content of lipids and esterified fatty acids in the liver of mice exposed to arsenic in drinking water. *J. Hyg. Epidemiol., Microbiol., Immunol.* 25(4): 384-92. Ref ID: 15288
- Biswas, U., Sarkar, S., Bhowmik, M. K., and Roy, S. clinicopathological profile of induced chronic arsenic toxicity in Goats. *Indian Journal of Animal Sciences; 68 (4). 1998. 320-323.* Ref ID: 15322
- Biswas, U. S. Sarkar M. K. Bhowmik A. K. Samanta and S. Biswas. 2000. chronic toxicity of arsenic in goats: clinicobiochemical changes pathomorphology and tissue residues. *Small Ruminant Research* 38(3): 229-235. Ref ID: 25916
- Blakley, BR, Sisodia, CS, and Mukkur, TK. 1980. the effect of methylmercury, tetraethyl lead, and sodium arsenite on the humoral immune response in mice. *Toxicol. Appl. Pharmacol.* 52(2): 245-254. Ref ID: 14598
- Brown, M. M., Rhyne, B. C., and Goyer, R. A. 1976. intracellular effects of chronic arsenic administration on renal proximal tubule cells. *J Toxicol Environm Health.* 1(3): 505-514. Ref ID: 4
- Byron, W. R., Bierbower, G. W., Brouwer, J. B., and Hansen, W. H. 1967. pathologic changes in rats and dogs from two-year feeding of sodium arsenite or sodium arsenate. *Toxicol.Appl.Pharmacol.* 10(1): 132-147. Ref ID: 2
- Cabe, P. A., Carmichael, N. G., and Tilson, H. A. 1979. effects of selenium, alone and in combination with silver or arsenic, in rats. *Neurobehav Toxicol.* 1(4): 275-8. Ref ID: 1244
- Camardese, Michael B. , Hoffman, David J., LeCaptain, Leonard J., and Pendleton, Grey W. effects of arsenate on growth and physiology in mallard ducklings. *Environ. Toxicol. Chem. (1990)* 9(6): 785-95. Ref ID: 5747
- Carmignani, M., Boscolo, P., and Castellino, N. 1985. metabolic fate and cardiovascular effects of arsenic in rats and rabbits chronically exposed to trivalent and pentavalent arsenic. *Arch. Toxicol. Suppl. (8): (Recept. Other Targets Toxic Subst.),* 452-5. Ref ID: 15174
- Carmignani, M., Boscolo, P., and Iannaccone, A. effects of chronic exposure to arsenate on the cardiovascular function of rats. *Br. J. Ind. Med. (1983)* 40(3): 280-4. Ref ID: 15249
- Chaudhuri, Aditi Nag, Basu, Srabanti, Chattopadhyay, Sukumar, and Gupta, S. Das. effect of high arsenic content in drinking water on rat brain. *Indian J. Biochem. Biophys. (1999)* 36(1): 51-54. Ref ID: 15033
- Chiou WenShyg, P., Chen, K. L., and Yu, B. 1998. effect of dietary organic arsenicals and cupric sulfate on copper toxicity, liver accumulation and residue in eggs and excreta of laying Hens. *Animal Feed Science and*

Technology. 73(1-2) Ref ID: 2049

Cobo, Jose M., Aguilar, Maria V., and Martinez, Maria C. effect of chronic Cr^{3+} administration and its interaction with dietary As^{3+} on glucose tolerance in wistar rats. *Nutr. Res. (N. Y.)* (1995) 15(4): 555-64. Ref ID: 15198

Coulson, EJ, Remington, RE, and Lynch, KM. 1935. metabolism in the rat of the naturally occurring arsenic of shrimp as compared with arsenic trioxide. *J. Nutr.* 10: 255-270. Ref ID: 14603

Fowler, BA, Woods, JS, and Schiller, CM. 1977. ultrastructural and biochemical effects of prolonged oral arsenic exposure on liver mitochondria of rats. *Environ. Health Perspect.* 19: 197-204. Ref ID: 14569

Fowler, Bruce A. and Woods, James S. the effects of prolonged oral arsenate exposure on liver mitochondria of mice : morphometric and biochemical studies. *Toxicol. Appl. Pharmacol.* (1979) 50(2): 177-87. Ref ID: 15358

Franke, KW and Moxon, AL. 1937. the toxicity of orally ingested arsenic, selenium, tellurium, vanadium and molybdenum. *J. Pharmacol. Exp. Ther.* 61: 89. Ref ID: 14508

Fuentes, N, Zambrano, F, and Rosenmann, M. 1981. arsenic contamination: metabolic effects and localization in rats. *Comp. Biochem. Physiol.* 70C: 269-272. Ref ID: 14570

Garcia-Vargas, G., Cebrian, M. E., Albores, A., Lim, C. K., and De Matteis, F. 1995. time-dependent porphyric response in mice subchronically exposed to arsenic. *Human & Experimental Toxicology* 14(6): 475-83. Ref ID: 15530

Ghosh, Debidas, Chattopadhyay, Sandip, and Debnath, Jogen. effect of sodium arsenite on adrenocortical activity in immature female rats : evidence of dose-dependent response. *J. Environ. Sci. (China)* (1999) 11(4): 419-422. Ref ID: 15011

Glattre, E., Mravcova, A., Lener, J., Vobecky, M., Egertova, E., and Mysliveckova, M. 1995. study of distribution and interaction of arsenic and selenium in rat thyroid. *Biol Trace Elem Res.* 49(2-3): 177-86. Ref ID: 11361

Healy, Sm, Casarez, Ea, Ayala-Fierro, F, and Aposhian, HV. 1998. enzymatic methylation of arsenic compounds. *Toxicol. Appl. Pharmacol.* 148: 65-70. Ref ID: 14543

Hoffman, D. J., Sanderson, C. J., LeCaptain, L. J., Cromartie, E. , and Pendleton, G. W. 1992. interactive effects of arsenate, selenium, and dietary protein on survival, growth, and physiology in mallard ducklings. *Arch Environ Contam Toxicol.* 22(1): 55-62. Ref ID: 1376

Holcman, A. and Stibilj, V. arsenic residues in eggs from laying hens fed with a diet containing arsenic (iii) oxide. *Arch. Environ. Contam. Toxicol.* (1997) 32(4): 407-410. Ref ID: 5305

Howell, G. O. and Hill, C. H. 1978. biological interaction of selenium with other trace elements in chicks. *Environ Health Perspect.* 25: 147-50. Ref ID: 1387

Hughes, Michael F. and Thompson, Daniel J. subchronic dispositional and toxicological effects of arsenate administered in drinking water to mice. *J. Toxicol. Environ. Health* (1996) 49(2): 177-196. Ref ID: 15160

Hunder, G., Schaper, J., Ademuyiwa, O., and Elsenhans, B. species differences in arsenic-mediated renal copper accumulation: a comparison between rats , mice and guinea pigs. *Hum. Exp. Toxicol.* (1999) 18(11): 699-705. Ref ID: 15007

- Itoh, T, Zhang, YF, Murai, S, Saito, H, Nagahama, H, Miyate, H, Saito, Y, and Abe, E. 1990. the effect of arsenic trioxide on brain monoamine metabolism and locomotor activity of mice. *Toxicol. Letters*. 54: 345-353. Ref ID: 14577
- Kanisawa, M. and Schroeder, H. A. 1969. life term studies on the effect of trace elements on spontaneous tumors in mice and rats. *Cancer Res*. 29(4): 892-895. Ref ID: 3701
- Kanisawa, M. and Schroeder, H. A. 1969. renal arteriolar changes in hypertensive rats given cadmium in drinking water. *Experimental and Molecular Pathology* 10(1): 81-98. Ref ID: 15061
- Kanisawa, M. and H. A. Schroeder. 1967. life term studies on the effects of arsenic, germanium, tin, and vanadium on spontaneous tumors in mice. *Cancer Research*. 27: 1192-1195. Ref ID: 20979
- Kiyono, S., Hasui, K., Takasu, K., and Seo, M. toxic effect of arsenic trioxide in infant rats. *J. Physiol. Soc. Jpn.* 36(7): 253-254; 1974.(5 References) Ref ID: 15427
- Mahaffey, KR and Fowler, BA. 1977. effects of concurrent administration of lead, cadmium, arsenic in the rat. *Environ. Health Perspect.* 19: 165-171. Ref ID: 14580
- Mercado, R. C. and Bibby, B. G. 1973. trace element effects on enamel pigmentation incisor growth and molar morphology in rats. *ARCH ORAL BIOL*. 18(5): 629-635 . Ref ID: 757
- Morgareidge, K. 1963. metabolism of two forms of dietary arsenic by the rat. *J. Agric. Food Chem.* 11: 377. Ref ID: 14414
- Morris, H. P., Laug, E. P., Morris, H. J., and Grant, R. L. growth and reproduction of rats fed diets containing lead acetate and arsenic trioxide and the lead and arsenic content of newborn and suckling Rats. *J Pharmacol Exp Ther* 64:420-445,1938 Ref ID: 15125
- Morrison, L. L. and Chavez, E. R. 1983. selenium-arsenic interaction in the weanling pig. *Canadian Journal of Animal Science* 63(1): 239-246. Ref ID: 15709
- Nagaraja, T. N. and Desiraju, T. effects on operant learning and brain acetylcholine esterase activity in rats following chronic inorganic arsenic intake. *Hum. Exp. Toxicol. (1994)* 13(5): 353-6. Ref ID: 15216
- Nagaraja, TN and Desiraju, T. 1993. regional alterations in the levels of brain biogenic amines, glutamate, gaba, and gad activity due to chronic consumption of inorganic arsenic in developing and adult rats/. *Bull. Environ. Contam. Toxicol.* 50: 100-107. Ref ID: 14546
- Neiger, R. D. and Osweiler, G. D. 1992. arsenic concentrations in tissues and body fluids of dogs on chronic low-level dietary sodium arsenite. *Journal Of Veterinary Diagnostic Investigation*. 4(3): 334-337. Ref ID: 15703
- Neiger, RD and Osweiler, GD. 1989. effect of subacute low level dietary sodium arsenite on dogs. *Fund. Appl. Toxicol.* 13: 439-451. Ref ID: 14583
- Nemec, Mark D., Holson, Joseph F., Farr, Craig H., and Hood, Ronald D. developmental toxicity assessment of arsenic acid in mice and rabbits. *Reprod. Toxicol. (1998)* 12(6): 647-658. Ref ID: 15057
- Nielsen, F. H., Hunt, C. D., and Uthus, E. O. 1980. interactions between essential trace and ultratrace elements. *Annals of the New York Academy of Sciences* 355: 152-64. Ref ID: 15690
- Obermeyer, B. D., Palmer, I. S., Olson, O. E., and Halverson, A. W. 1971. toxicity of trimethylselenonium chloride

in the rat with and without arsenite. *Toxicol Appl Pharmacol.* 20(2): 135-46. Ref ID: 12934

Palmer, I. S., Thiex, Nancy, and Olson, O. E. dietary selenium and arsenic effects in rats. *Nutr. Rep. Int.* (1983) 27(2): 249-57. Ref ID: 15262

Savabieasfahani, M, Lochmiller, RL, Rafferty, DP, and Sinclair, JA. 1998. sensitivity of wild cotton rats (*sigmodon hispidus*) to the immunotoxic effects of low-level arsenic exposure. *Arch. Environ. Contam. Toxicol.* 34: 289-296. Ref ID: 14556

Schiller, Carol M., Fowler, Bruce A., and Woods, James S. effects of arsenic on pyruvate dehydrogenase activation. *Environ. Health Perspect.* (1977) : 19, 205-7. Ref ID: 15397

Schiller, Carol M., Walden, Ramsey, and Fowler, Bruce A. interaction between arsenic and alloxan-induced diabetes. effects on rat urinary enzyme levels. *Biochem. Pharmacol.* (1981) 30(2): 168-70. Ref ID: 15324

Schmolke, G., Elsenhans, B., Ehtechami, C., and Forth, W. arsenic-copper interaction in the kidney of the rat. *Hum. Exp. Toxicol.* (1992) 11(5): 315-21. Ref ID: 15264

Schroeder, H. A. and Balassa, J. J. 1967. arsenic, germanium, tin and vanadium in mice: effects on growth, survival and tissue levels. *J. Nutr.* 92(2): 245-252. Ref ID: 3084

Schroeder, H. A., Kanisawa, M., Frost, D. V., and Mitchener, M. 1968. germanium, tin, and arsenic in rats: effects on growth, survival, pathological lesions, and life span. *J Nutr.* 96: 37-45. Ref ID: 7

Schroeder, H. A. and Mitchener, M. 1971. toxic effects of trace elements on the reproduction of mice and rats. *Arch. Environ. Health.* 23: 102-106. Ref ID: 66

Schroeder, Henry A. 1968. serum cholesterol levels in rats fed thirteen trace elements. *J. Nutr.* 94(4): 475-80. Ref ID: 15506

Seidenberg, J. M., Anderson, D. G., and Becker, R. A. 1986. validation of an in vivo developmental toxicity screen in the mouse. *Teratog Carcinog Mutagen.* 6: 361-374. Ref ID: 113

Skalnaya, M. G., Zavoronkov, A. A., Kalinina, I. I., and Skalny, A. V. characteristic of thymus in newborn mice after chronic exposure of their mothers to sodium arsenite. *Trace Elem. Electrolytes* (1996) 13(2): 88-91 Ref ID: 15167

Stanley, T. R. Jr., Spann, J. W., Smith, G. J., and Rosscoe, R. 1994. main and interactive effects of arsenic and selenium on mallard reproduction and duckling growth and survival. *Archives of Environmental Contamination and Toxicology.* 26(4): 444-451. Ref ID: 1570

Tice, RR, Yager, JW, Andrews, P, and Crecelius, E. 1997. effect of hepatic methyl donor status on urinary excretion and dna damage in bc3f1 mice treated with sodium arsenite. *Mutation Res.* 386: 315-334. Ref ID: 14589

Tripathi, N, Kannan, GM, Pant, BP, Jaiswal, DK, Malhotra, PR, and Flora, SJS. 1997. arsenic-induced changes in certain neurotransmitter levels and their recoveries following chelation in rat whole brain. *Toxicol. Letters.* 92: 201-208. Ref ID: 14590

Uthus, Eric O. and Nielsen, Forrest H. 1985. effects in chicks of arsenic, arginine, and zinc and their interaction on body weight, plasma uric acid, plasma urea, and kidney arginase activity. *Biol. Trace Elem. Res.* 7(1): 11-20. Ref ID: 6188

Valkonen, S, Savolainen, J, and Javisalo, J. 1983. arsenic distribution and neurochemical effects in peroral sodium arsenite exposure of rats. *Bull. Environ. Contam. Toxicol.* 30(3): 303-308. Ref ID: 14593

Vreman, K., Van, D. E. R. Veen Ng, Van, D. E. R. Molen Ej, and De, Ruig Wg. 1988. transfer of cadmium lead mercury and arsenic from feed into tissues of fattening bulls chemical and pathological data. *Neth J Agric Sci.* 36(4): 327-338. Ref ID: 471

Whitworth, Molly R., Pendleton, Grey W., Hoffman, David J., and Camardese, Michael B. effects of dietary boron and arsenic on the behavior of mallard ducklings. *Environ. Toxicol. Chem.* (1991) 10(7): 911-16: 0730-7268. Ref ID: 5690

Woods, James S. and Fowler, Bruce A. altered regulation of mammalian hepatic heme biosynthesis and urinary porphyrin excretion during prolonged exposure to sodium arsenate. *Toxicol. Appl. Pharmacol.* (1978) 43(2): 361-71. Ref ID: 15387

7.5 References Rejected for Use in Derivation of Wildlife TRVs

These references were reviewed and rejected for use in derivation of the Eco-SSL. The definition of the codes describing the basis for rejection is provided at the end of the reference sections.

- Diss** Arsenic: an analytical procedure to determine its total content in biological samples and signs of its deprivation in rats and chicks. 788794 ORDER NO: AAD82-20750
- Diss** Characterization and comparison of mitochondrial atpase and adenine nucleotide transport activity in mitochondria from rat liver and neoplastic tissues of different growth rates. 760425 ORDER NO: AAD81-23882
- Diss** Characterization, fate and environmental risk assessment of microbial, elemental and toxic components of fractionated broiler litter during storage and reutilization. 01295605 ORDER NO: AAD93-16361
- Diss** Crystallographic studies of transport proteins and ligands (thiobacillus ferrooxidans, didelphins virginiana, multiplewavelength anomalous dispersion). 01695894 ORDER NO: AAD99-23629
- Diss** Ecology and toxicology of arsenic in contaminated grassland. 0996661 ORDER NO: Not Available from University Microfilms Int'l.
- Diss** effects of chronic dietary inorganic arsenic in dogs. 0966997 ORDER NO: AAD87-21915
- Diss** effects of stripped oil shale retort water on fishes, birds, and mammals. 01265899 ORDER NO: AAD84-08915
- Diss** electrochemical synthesis and structural characterization of zintl anion clusters produced via the cathodic dissolution of telluride electrodes. 01378472 ORDER NO: AAD94-29162
- Diss** factors affecting the toxicity and metabolism of organic arsenicals (roxarsone, copper, cysteine). 1003496 ORDER NO: AAD85-02122
- Diss** heavy metal bioaccumulation in great basin submersed aquatic macrophytes. 01363274 ORDER

NO: AAD94-18488

- No Oral** letter from smelter environmental research association to usepa submitting two research reports on arsenic compounds, cadmium compounds and calcium sulfate with attachments. EPA/OTS; Doc #88-7800150
- Unrel** *Multielement Geochemical Exploration Data for the Cove Known Geothermal Resource Area, Beaver and Millard Counties, Utah* AU-
- CP** newer trace elements - vanadium (v) and arsenic (as) : deficiency and possible metabolic roles. au. <Document Title>Trace Element Metabolism in Man and Animals - 3
- No COC** news about chemicals. IRPTC Bull. V8, N1, P17(16)
- Diss** processes controlling arsenic mobility in natural and engineered systems (drinking water, los angeles, water treatment, geothermal. 01603177 ORDER NO: AAD98-03506
- No Oral** Tadlock, Charles H. and Aposhian, H. Vasken. protection of mice against the lethal effects of sodium arsenite by 2,3 dimercapto-1-propanesulfonic acid and dimercaptosuccinic acid. *Biochem. Biophys. Res. Commun.* (1980) 94(2): 501-7.
- Diss** the role of activated charcoal in the treatment of acute arsenic poisoning: an in vivo study. 01201519 ORDER NO: AAD13-46055
- Diss** Stress-induced proteins in rat myoblasts (arsenic, heat shock, phosphorylation, gel electrophoresis, two-dimensional. 887311 ORDER NO: AAD85-14020
- FL** Study on the maximum permissible concentration of arsenic compounds in drinking water. *Huan Ching K'o Hsueh* (1981) 2(3): 184-8 CODEN: HCKHDV; ISSN: 0250-3301.
- Unrel** Synergistic teratogenic effects of arsenic and hyperthermia in.
- Diss** systemic indicators of inorganic arsenic toxicity in several species. 1015071 ORDER NO: AAD13-33254
- No COC** 1949. Thiouracil Administration and Thyroidectomy in Experimental Polyarthritits of Rats : 8p.
- Surv** 1958. Regional Monitoring Activities, May 1958. HW-56226
- Surv** 1976. Rocky Mountain Arsenal Bird Kill (Entomological Special Study). RMA-83020R03
- An Prod** 1980. market milk technology and equipment; milk products microbiology, physico-chemical properties and analysis. <document title>india, national dairy research institute: annual report 1979. 211-219.
- FL** 1980. [a study on the combined toxicity of ddt, 666, as, hg and cr (author's transl)]. *Chung-Hua Yu Fang i Hsueh Tsa Chih* 14(2): 86-8.
- Unrel** 1982. Use of Isotopes to Detect Moderate Mineral Imbalances in Farm Animals. Results of a CO-Ordinated Research Programme on the Use of Isotope Techniques for Detection of Moderate Mineral Imbalances in Farm Animals Organized by the Joint FAO/IAEA Division of Isotope and Radiation Applications of Atomic Energy for Food and Agricultural Development and Presented

at a Research CO-Ordination Meeting Held in Nicosia, Cyprus, 6-10 October 1980. IAEA-TECDOC-267; CONF-8010327-

- Unrel** 1987. Toxicology and biochemistry of acaricides. <document title>report 1984-86, division of tropical animal sciences,csiro. 25-31.
- No Dose** 1989. *Superfund Record of Decision (EPA Region 5): Ott/Story/Cordova Chemical Site, North Muskegon, Michigan (First Remedial Action), September 1989. EPA/ROD/R05-89/111*
- Mix** 1993. NTP technical report on toxicity studies of a chemical mixture of 25 groundwater contaminants administered in drinking water to f344/n rats and b6c3f1 mice. *Natl. Toxicol. Program Toxic. Rep. Ser.* 35: 184 pp.
- Unrel** 1996. *Environmental Cleanup: Progress in Resolving Long-Standing Issues at the Rocky Mountain Arsenal*
- Drug** aAbdul-Ghani, A. S., Attwell, P. J., and Bradford, H. F. 1998. the effect of 2-amino-3-arsonopropionate and 2-amino-4-arsonobutyrate on the development and maintenance of amygdala kindled seizures. *International Journal of Neuroscience* 96(3-4): 255-67.
- Org met** Abdo, K. M., Elwell, M. R., Montgomery, C. A., Thompson, M. B., Thompson, R. B., and Prejean, J. D. 1989. toxic responses in f344 rats and b6c3f1 mice given roxarson in their diets for up to 13 weeks. *Toxicology Letters* 45(1): 55-66.
- FL** Abdrashitova, S. A., Mynbaeva, B. N., Aidarkhanov, B. B., Abdullina, G. G., and Ilialetdinov, A. N. 1989. relationship between arsenite oxidation and lipid oxidation during arsenite-oxidizing microorganism growth. *Doklady Akademii Nauk Sssr* 304(3): 737-740.
- An Prod** Abrahams, P. W. and Thornton, I. 1994. the contamination of agricultural land in the metalliferous province of southwest England: implications to livestock. *Agriculture Ecosystems & Environment*; 48 (2): 125-137.
- FL** Adachi, S., Kawai, H., Hosogai, Y., Takahashi, T., Yoshimura, H., Katayama, H., and Takemoto, K. 1980. Toxicity of hijiki (*Hizikia fusiforme*) extract containing unidentified arsenic compound. *J Food Hyg Soc Jpn.* 21 (6): (RECD. 1981). 425-434.
- CP** <Additional> Su, L. C., Csallany, A. S., Tangney, C. C., Driskell, J. A., Chow, C. K., Howell, G., Hill, C. H., Prohaska, J. R., Ganther, H. E., Oh, S. H., Hoekstra, W. G., Burk, R. F., Nishiki, K., Lawrence, R. A., Chance, B., Ullrey, D. E., Shelle, J. E., Brady, P. S., Miller, E. R., Ayaz, K. L., Machlin, L. J., Gabriel, E., Horn, L. R., Spiegel, H. E., Nelson, J., Brin, M., Catignani, G. L., Bieri, J. G., Thorp, S. L., Tolliver, T. J., Shih, J. C. H., Scott, M. L., Schloss, J., Corwin, L. M., Ferretti, R. J., Morris, V. C., Levander, O. A., Soares, J. H. Jr., Swerdel, M., Sleet, R. B., Chou, A. C., Broun, G. O. Jr., Fitch, C. D., Heffron, J. J. A., Chan, A. C., Hegarty, P. V. J., and Fisher, M. 1977. federation of american societies for experimental biology; 61st annualmeeting, chicago, illinois april 1 - 8, 1977. selenium and vitamin e. *Federation Proceedings* 36(3): 1094-1095, 1167-1168.
- FL** Ado, V. A. and Horyachkina, L. A. modeling of chemical allergoses and their selective and nonspecific inhibition. *Fiziol Zh (Kiev)*; 21 (4). 1975 481-485
- Fate** Aguilar, M. V., Martinez-Para, M. C., and Gonzalez, M. J. 1997. effects of arsenic (v)-chromium (iii) interaction on plasma glucose and cholesterol levels in growing rats. *Ann Nutr Metab.*

41(3): 189-95.

- CP** Aguilar, M. V., Martinez-Para, M. C., and Gonzalez, M. J. 1998. effect of as(v)-cr(iii) interaction on body weight, plasma protein, urea, uric acid and creatinine levels in growing rats. *Met. Ions Biol. Med. Proc. Int. Symp., 5th* : 280-284. Editor(s): Collery, Phillipe. Publisher: Libbey Eurotext, Montrouge, Fr..
- FL** Aguilar, M. Victorina, Martinez-Para, M. Carmen, and Gonzalez, M. Jose. 1997. effects of arsenic(v)-chromium(iii) interaction on plasma glucose and cholesterol levels in growing rats. *Ann. Nutr. Metab.* 41(3): 189-195.
- An Prod** Akhtar, M. H., Patterson, J. R., Salisbury, C. D. C., Ho, S. K., Jui, P. Y., and Hartin, K. E. effects of feeding 3 nitro-4-hydroxyphenylarsonic acid on growing-finishing pigs.. *Canadian Journal of Animal Science.* 72 (2). 1992. 389-394.
- Org met** Al-Timimi, A. A. and Sullivan, T. W. 1972. safety and toxicity of dietary organic arsenicals relative to performance of young turkeys part 1 arsanilic-acid and sodium arsanilate. *Poultry Science.* 51 (1): 1972 111-116.
- Gene** Ali, A., Krone, P. H., Pearson, D. S., and Heikkila, J. J. 1996. evaluation of stress-inducible hsp90 gene expression as a potential molecular biomarker in xenopus laevis. *Cell Stress & Chaperones* 1(1): 62-9.
- Dead** Allen, G. T., Blackford, S. H., and Welsh, D. 1998. arsenic, mercury, selenium, and organochlorines and reproduction of interior least terns in the northern great plains, 1992-1994. *Colonial Waterbirds.* 21(3): 356-366.
- Abstract** Alvarez-Barrera L(A), Corona-Martinez A(A), Rodriguez-Aguilera, E., Betancourt-Rule, M., and Altamirano-Lozano, M. A(A). 2000. dna damage in leukocytes and testicular cells in male mice after chronic or acute treatments with sodium arsenate. *Environmental and Molecular Mutagenesis.* 35(Suppl. 31): 10.
- No Oral** Aly, S., Mousa, S., el-Kahky, M., Saleh, A., and el-Mofty, A. 1975. toxic deafness. i. histological study of the effect of arsenic, salicylates and quinine, on the organ of corti of guinea pigs. *Journal of the Egyptian Medical Association.* 58(3-4): 144-57.
- In Vit** Amacher, D. E. and Paillet, S. C. 1980. induction of trifluorothymidine-resistant mutants by metal ions in 15178y/tk-plus/minus Cells. *Mutat Res.* 78 (3): 279-288.
- Diss** Amann, R. P. reproductive toxicology of chemical mixtures. *Crisp Data Base National Institutes Of Health*
- No Dose** Amano, Ryohei, Oishi, Shigeo, Lit, B., Enomoto, Shuichi, and Ambe, Fumitoshi. biodistribution of trace elements in normal, aluminum-overloaded and cadmium-overloaded mice. *Ann. Clin. Lab. Sci. (1996)* 26(6): 531-541.
- HHE** Ambrose, K. R., Butler, T. A., Callahan, A. P., and Ferren, L. A. 1987. in vivo toxicity of arsenic trioxide for human cells in diffusion chambers. *Govt Reports Announcements & Index (GRA&I)*
- FL** Anca, Zoe, Gabor, Silvia, and Bordas, E. arsenic and lead interaction with glucose metabolism and acetylcholinesterase activity in the rat brain. *Stud. Cercet. Biochim. (1985)* 28(1): 3-8.

- Unrel** Andersen, F. A. 1996. amended final safety assessment of polyvinyl acetate. *Vol. 15, No. 2, Pp. 166-176* J. Am. Coll. Toxicol.
- Org met** Anderson Brian and Chamblee, T. N. 1998. the effect of dietary 3-nitro-4-phenylarsonic acid on growth, processing yield fecal arsenic and litter arsenic in broiler chickens. *Poultry Science* 77(SUPPL. 1): 149.
- FL** Angelow, L. Institut fuer Tierzucht Kostinbrod Bulgaria, Petrova, I., Yanchev, I., Anke, M., Groppe, B., Guertler, H., Gruen, M., Lombeck, I., and Schneider, H. J. 1992. the influence of a copper, zinc, arsenic, molybdenum and sulphur supply on the flora and fauna, 1: the influence on the trace element content of the flora. <original> die wirkung einer kupfer-, zink-, arsen-, molybdaen- und schwefelbelastung auf die flora und fauna, 1: der einfluss auf den spurenelementgehalt der flora. macro and trace elements. <original> mengen- und spurenelemente. *P. 395-402*
- Rev** Anke, M., Dorn, W., Gunstheimer, G., Arnhold, W., Gleis, M., Anke, S., and Losch, E. 1998. effect of trace and ultratrace elements on the reproduction performance of ruminants. *Veterinari Medicina*. 43(9): 272-282.
- FL** Anke, M., Hennig, A., Grun, M., Partschfeld, M., Groppe, B., and Ludke, H. arsenic, a new essential trace element. *Archiv Fur Tierernahrung* | PY- 1976| VO- 26| IS- 10| PG- P.742-743| LA- Miniature Pigs Given As-Deficient and Normal Diets, With As 50 or 350 Mu G/Kg Diet, Respectively, Indicate That the Fertility, Number of Live Births, Survival to Weaning and Total Weight of Offspring Were Adversely Affected in Both Species Deprived of As; Differences in the Total Weight of Young at Birth Were Highly Significant and There Was a Pronounced Retardation of Growth (24%) in the Lambs Born to Ewes Deprived of As During the Sucking Period. Growth Rates After Weaning Were Adversely Affected in the Second Generation Only. During the Experiment There Was a 30% Adult Mortality in the Controls Which Increased to 71% in Those Deprived of As, Chiefly During the Period of Lactation, and Mostly Accompanied by Histological Evidence of Myocardial Lesions.
- Bio Acc** Anke, M., Hoffmann, G., Gruen, M., Groppe, B., and Riedel, E. Karl-Marx-Universitaet Leipzig German D. R. Sektion Tierproduktion und Veterinaermedizin. 1982. absorption, distribution and excretion of arsenic-76 in hens and ruminants. the use of isotopes to detect moderate mineral imbalances in farm animals. <subtitle> results of a co-ordinated research programme on the use of isotope techniques for detection of moderate mineral imbalances in farm animals organized by the joint fao/iaea division of isotope and radiation applications of atomic energy for food and agricultural development and presented at a research co-ordination meeting held in nicosia, cyprus, 6-10 october 1980. *P. 135-146*
- Diss** Anke, M., Krause, U., and Groppe, B. 1987. the effect of arsenic deficiency on growth, reproduction, life expectancy and disease symptoms in animals. *533-550*.
- CP** Anke, M., Schmidt, A., Groppe, B., and Kronemann, H. 1983. further evidence for the essentiality of arsenic. *Spurenelement-Symposium* 4: 97-104.
- CP** Anke, M., Schmidt, A., Kronemann, H., Krause, U., and Gruhn, K. 1985. new data on the essentiality of arsenic. *Trace Elem. Man Anim. -- TEMA 5 Proc. Int. Symp., 5th* : Meeting Date 1984, 151-4. Editor(s): Mills, C. F.; Bremner, I.; Chesters, J. K. Publisher: CAB, Farnham Royal, Slough, UK.
- No Oral** Anon. controlling the cattle tick in new-south-wales. *AGR GAZ N S W*. 80 (6). 1969 356-368

- Reg** Anon. 1935. report for 1990 of a study committee for testing the toxicity and other aspects of dangerous exotic chemicals used in the ic industry and elsewhere. japan industrial safety and health association.
- Unrel** Anon. 1990 . regional monitoring activities, may 1958. *Govt Reports Announcements & Index (GRA&I)*
- No Oral** Anon. 1996. thiouracil administration and thyroidectomy in experimental polyarthritis of rats. *Govt Reports Announcements & Index (GRA&I)*
- FL** Antoniuk, M. V., Ivanova, I. L., and Khasina, E. I. 1996. [the effect of the internal intake of carbonate mineral waters on lipid and carbohydrate metabolism in the development of experimental obesity]. <original> vliianie vnutrennego priema uglekislykh mineral'nykh vod na obmen lipidov i uglevodov pri razvitii eksperimental'nogo ozhireniia. *Voprosy Kurortologii, Fizioterapii, i Lechebnoi Fizicheskoi Kultury*;
- In Vit** Aoki, Y., Lipsky, M. M., and Fowler, B. A. 1990. alteration in protein synthesis in primary cultures of rat kidney proximal tubule epithelial cells by exposure to gallium, indium, and arsenite. *Toxicology and Applied Pharmacology* 106(3): 462-8.
- In Vit** Aoki, Yasunobu, Lipsky, Michael M., and Fowler, Bruce A. altered protein synthesis in rat kidney cells exposed to semiconductor materials. *Appl. Organomet. Chem. (1994)* 8(3): 253-8
- Acu** Aposhian, H. V. 1981. *Prevention and Treatment of Vesication and Poisoning Caused by Arsenicals*. <NOTE> *Annual Summary Rept. Feb 80-Jan 81*
- Drug** Aposhian, H. V. 1982. biological chelation: 2,3-dimercapto-propanesulfonic acid and meso-dimercaptosuccinic acid. *Advances in Enzyme Regulation* 20: 301-19.
- No Oral** Aposhian, H. V., Tadlock, C. H., and Moon, T. E. 1981. protection of mice against lethal effects of sodium arsenite--a quantitative comparison of a number of chelating agents. *Toxicology and Applied Pharmacology* 61(3): 385-92.
- Acu** Aposhian, H. Vasken, Tadlock, Charles H., and Moon, Thomas E. protection of mice against the lethal effects of sodium arsenite - a quantitative comparison of a number of chelating agents. *Toxicol. Appl. Pharmacol. (1981)* 61(3): 385-92 CODEN: TXAPA9; ISSN: 0041-008X.
- Diss** Arnold, R. L. 1971. effects of various levels of dietary selenium and arsenic on chickens .
- Abstract** Arnold, R. L. and Carlson, C. W. life cycle studies with chickens using selenium and arsenic Supplements. *Poultry Sci.* 49 (5). 1970 1364-1365.
- Mix** Arnold, R. L., Olson, O. E., and Carlson, C. W. 1973. dietary selenium and arsenic additions and their effects on tissue and egg selenium. *Poultry Sci.* 52: 847-854.
- HHE** Atalla, L. T., Silva, C. M., and Lima, F. W. 1965. activation analysis of arsenic in human hair--some observations on the problem of external contamination. *An. Acad. Brasil. Cien.*; 37(3/4): 433-441
- Acute** Atkins, C. E. and Johnson, R. K. 1975. clinical toxicities of cats. *Vet. Clin. N. Am.* 5(4): 623-652.

- Surv** Augspurger, Tom, Franson, J. C., Converse, Kathryn A., Spitzer, Paul R., and Miller, Erica A. an epizootic of common loons in coastal waters of north carolina: concentrations of elemental contaminants and results of necropsies. *Environ. Toxicol. Chem.* (1998) 17(2): 205-209.
- Phys** Bacchi, C. J., Nathan, H. C., Livingston, T., Valladares, G., Saric, M., Sayer, P. D., Njogu, A. R., and Clarkson, A. B. Jr. 1990. differential susceptibility to dl-alpha-difluoromethylornithine in clinical isolates of trypanosoma brucei rhodesiense. *Antimicrobial Agents and Chemotherapy* 34(6): 1183-8.
- Drug** Bacchi, C. J., Nathan, H. C., Yarlett, N., Goldberg, B., McCann, P. P., Sjoerdsma, A., Saric, M., and Clarkson, A. B. Jr. 1994. combination chemotherapy of drug-resistant trypanosoma brucei rhodesiense infections in mice using dl-alpha-difluoromethylornithine and standard trypanocides. *Antimicrobial Agents and Chemotherapy* 38(3): 563-9.
- Unrel** Badakhsh, F F and Foster, J W. endotoxin-containing preparations of brucella abortus: biological studies. *Am J Vet Res.* Feb 1970 31(2): 365-369
- Mix** Bai, K. M., Bhavnagary, H. M., and Majumder, S. K. enhancement of magnesium ammonium arsenate toxicity to rats. *Pestic. Sci.* 5(5): 527-534; 1975.(13 References)
- Rev** Baker, D. H. and Czarnecki-Maulden, G. L. 1987. pharmacologic role of cysteine in ameliorating or exacerbating mineral toxicities. *Journal of Nutrition* 117(6): 1003-1010.
- Drug** Baker, D. H., Robbins, K. R., and Willis, G. M. 1982. amino acid utilization as influenced by antibacterial and anticoccidial drugs. *Federation Proceedings* 41(11): 2824-7.
- Surv** Baker, F. D., Tumasonis, C. F., Stone, W. B., and Bush, B. 1976. levels of pcb and trace metals in waterfowl in new york state. *N. Y. Fish Game J.* 23(1): 82-91.
- CP** Balatincz, J., Ajtony, Z., and Tamasy, V. 1997. prenatal protein-energy malnutrition: its effects on mineral concentrations in rats ' brain. *Mengen- Spurenelem. Arbeitstag., 17th* : 525-535. Editor(s): Anke, Manfred. Publisher: Verlag Harald Schubert, Leipzig, Germany.
- FL** Balatskii, K. P. new aspects in the toxic effect of arsenic compounds and antidote therapy during poisoning of animals by them. *Visn. Sil's'Kogospod. Nauki* (1978) (4): 58-62
- FL** Balatskii, K. P. 1976. arsenic poisoning in animals (experimental sodium arsenite or calciumarsenate poisoning in cattle, treated with dimercaprol). *Veterinariya, Moscow, USSR* (No.9): 84-86.
- Unrel** Baozhen, Wang. 1987. the development of ecological wastewater treatment and utilization systems (EWTUS) in China. *Water Sci. Technol.* (1987) 19(1-2, Water Pollut. Res. Control, Rio de Janeiro, 1986, Pt. 1): 51-63 .
- Unrel** Barbour, A. G. 1981. vaginal isolates of staphylococcus aureus associated with toxic shock syndrome. *Infection and Immunity* 33(2): 442-9.
- In Vit** Barchowsky Aaron(A), Klei Linda R, Dudek Edward J, Swartz Harold M, and James Philip E. 1999. stimulation of reactive oxygen, but not reactive nitrogen species, in vascular endothelial cells exposed to low levels of arsenite. *Free Radical Biology & Medicine* 27(11-12): 1405-1412.

- Chem Meth** Barnett, N. W., Chen, L. S., and Kirkbright, G. F. 1984. the rapid-determination of arsenic by optical-emission spectroscopy using a microwave induced plasma source and a miniature hydride generation device. *Spectrochimica Acta Part B-Atomic Spectroscopy* 39(9-11): 1141-1147.
- HHE** Baron, P. and Schweinsberg, F. 1989. a literature-review on concentrations of arsenic, cadmium, lead and mercury in human-body fluids and tissues to localize normal levels and to detect expositions .4. lead, summary of medium levels for As, Cd, Hg, Pb and references. *Zentralblatt Fur Hygiene Und Umweltmedizin* 188(3-4): 195-239.
- FL** Battistis, P. de and Giordano, A. 1972. studies on arsenic in livers of slaughtered cows. *Zooprofilassi* 27(1/2): 47-50.
- In Vit** Bauman, J. W., Liu, J., and Klaassen, C. D. 1993. production of metallothionein and heat-shock proteins in response to metals. *Fundamental and Applied Toxicology* 21(1): 15-22.
- Acute** Baxley, M. N., Hood, R. D., Vedel, G. C., Harrison, W. P., and Szczech, G. M. 1981. prenatal toxicity of orally administered sodium arsenite in mice. *Bull. Environm. Contam. Toxicol.* 26(6): 749-756.
- Dup** Baxley M.N., Hood R.D., Vedel G.C., Harrison W.P., and Szczech G.M. 1981. prenatal toxicity of orally administered sodium arsenite in mice. *Bull. Environ. Contam. Toxicol* Vol. 26, No. 6: pp. 749-756.
- Abstract** Baxley, M. N., Vedel, G. C., Harrison, W. P., and Hood, R. D. 1980. effects of oral sodium arsenite on mouse development. *Teratology* 21: A27.
- Abstract** Beaudoin, A. R. 1973. lack of teratogenic action of sodium arsenate in rats. *Teratology* 7:12A.
- No Oral** Beaudoin, A. R. 1974. teratogenicity of sodium arsenate in rats. *Teratology* 10: 153-158,1974
- FL** Beletskii, V. I. and Govyadin, V. G. 1979. tin arsenate poisoning in sheep. *Veterinariya, Moscow, USSR* (9): 43-45.
- Acute** Bell, J. 1972. the acute toxicity of four common poisons to the opossum, *Trichosurus vulpecula*. *New Zealand Vet. J.* 20: 212-214.
- In Vit** Belton, J. C., Benson, N. C., Hanna, M. L., and Taylor, R. T. growth inhibitory and cytotoxic effects of 3 arsenic compounds on cultured chinese hamster ovary cells. *J ENVIRON SCI HEALTH PART A ENVIRON SCI ENG. Journal of Environmental Science and Health Part A Environmental Science and Engineering.* 20 (1). 1985. 37-72.
- In Vit** Belton, John C., Benson, Nancy C., Hanna, M. Leslie, and Taylor, Robert T. growth inhibitory and cytotoxic effects of three arsenic compounds on cultured chinese hamster ovary cells. *J. Environ. Sci. Health Part A* (1985): A20(1), 37-72.
- FL** Bencko, V. 1972. tissue respiration of a mouse liver homogenate during poisoning by arsenic administered with drinking water . ii. *Zh. Gig. Epidemiol., Mikrobiol. Immunol.* 16(1): 41-4.
- FL** Bencko, V. and Benes, B. changes in blood glucose and the content of glucose and glycogen in liver of mice exposed to arsenic in drinking water. *Cesk. Hyg. (1978)* 23(9): 377-82.

- Fate** Bencko, V, Benes, B, and Cikrt, M. 1976. biotransformation of as (iii) to as (v) and arsenic tolerance . *Arch. Toxicol.* 36(2): 159-162.
- FL** Bencko, V., Benes, B., and Hajek, V. the content of free sulfhydryl groups and the activity of glutathione reductase in the liver of mice exposed to arsenic in drinking water. *Cesk. Hyg. (1978)* 23(5): 209-14.
- No control** Bencko, V., Benes, B., Jechova, S., and Symon, K. 1980. the effect of a milk diet on the retention of arsenic-74 in mice. *J. Hyg. Epidemiol., Microbiol., Immunol.* 24(4): 389-95.
- No Oral** Bencko, V., Dvorak, V., and Symon, K. 1973. organ retention of parenterally administered arsenic labeled with arsenic-74 in mice preliminarily exposed to the element in drinking water arsenic tolerance. *J. Hyg. Epidemiol., Microbiol., Immunol.* 17(2): 165-8.
- No Oral** Bencko, V., Dvorak, V., and Symon, K. 1973. organ retention of parenterally administered arsenic (labelled with 74as) in mice preliminarily exposed to the element in drinking water: a study in arsenic tolerance. *Journal of Hygiene, Epidemiology, Microbiology and Immunology* 17(No.2): 165-168.
- FL** Bencko, V., Dvorak, V., and Symon, K. 1973. retention of parenterally administered arsenic-74-labeled arsenic in organs of mice having previously received arsenic in drinking water in relation to arsenic tolerance. *Zh. Gig. Epidemiol., Mikrobiol. Immunol.* 17(2): 153-6.
- FL** Bencko, V., Mokry, Z., and Nemeckova, H. 1970. metabolic oxygen consumption by mouse liver homogenate during ingestion of arsenic. *Cesk. Hyg. (1970)* 15(9/10): 305-8.
- FL** Bencko, V., Nejedly, K., and Somora, J. 344. histological picture of certain organs following peroral administration of arsenic in hairless mice. *Cesk. Hyg.;* 13(6)
- FL** Bencko, V., Nejedly, K., Somora, J., and Symon, K. 1969. analytical and histological findings in hairless mice exposed to arsenic. *Cesk. Hyg. (1969)* 14(7-8): 266-71 CODEN: CEHYAN.
- In Vitro** Bencko, V. and Nemeckova, H. 1971. oxygen consumption by mouse live homogenate during drinking - water arsenic exposure. i. *J. Hyg. Epidemiol., Microbiol., Immunol.* 15(1): 104-10
- In Vit** Bencko, V. and Nemeckova, H. 1971. oxygen consumption by mouse liver homogenate during drinking water arsenic exposure. i. *Journal of Hygiene, Epidemiology, Microbiology, and Immunology* 15(1)
- In Vitro** Bencko, V., Rossner, P., and Mokry, M. 1975. dehydrogenase activity of liver parenchyma in mice exposed to arsenic in drinking water. *Journal of Hygiene, Epidemiology, Microbiology, and Immunology* 19(1)
- FL** Bencko, V. and Simane, Z. the effect of chronic intake of arsenic on the liver tissue respiration in mice. *Experientia (1968)* 24(7): 706.
- FL** Bencko, V. and Simane, Z. tissue respiration of liver parenchyma in hairless mice exposed to arsenic. *Cesk. Hyg. (1968)* 13(5): 271-5.
- Alt** Bencko, V. and Symon, K. 1969; (REF:27). suitability of hairless mice for experimental work and their sensitivity to arsenic. *J. Hyg. Epidemiol. Microbiol. Immunol. ;* 13(1): 1-6

- Alt** Bencko, V. and Symon, K. 1953. dynamics of arsenic cumulation in hairless mice after peroral administration. *J. Hyg. Epidemiol. Microbiol. Immunol.* 13(2): 248.
- Alt** Bencko, V. and Symon, K. 1969. suitability of hairless mice for experimental work and their sensitivity of arsenic. *J. Hyg. Epidemiol., Microbiol., Immunol.* 13(1): 1-6.
- FL** Benes, B. and Bencko, V. excretion of tri- and pentavalent arsenic in the urine of mice exposed to a toxic concentration of trivalent arsenic in potable water (study of arsenic tolerance). *Cesk. Hyg. (1976)* 21(2): 56-9.
- Gene** Benes, B. and Bencko, V. 1985. incorporation of c14-thymidine and c14-uridine nucleosides into nucleic acid molecules in the liver of mice exposed to trivalent arsenic in drinking water. *J. Hyg. Epidemiol., Microbiol., Immunol.* 29(4): 347-51.
- Mix** Benjamin, S. A., Constan, A. A., Yang, R. S. H., Tessari, J. D., Baker, D. C., and Chubb, L. 1995. lack of correlation between liver cell proliferation and preneoplastic foci in rats exposed to a mixture of groundwater contaminants. *Toxicologic Pathology* 23(6): 756.
- Mix** Bennett, DG Jr and Schwartz, TE. 1971. cumulative toxicity of lead arsenate in phenothiazine given to sheep. *Am J Vet Res.* 32(5): 727-730.
- FL** Benzko, W. 1970. hygienic and toxicological problems of air pollution by arsenic. *Wiss. Z. Humboldt-Univ. Berlin Math.-Naturwiss. Reihe* 19(5): 499-501.
- Surv** Bergeland, M. E., Ruth, G. R., Stack, R. L., and Emerick, R. J. arsenic toxicosis in cattle associated with soil and watercontamination from mining operations.
- CP** Bernardini, P., Boscolo, P., Carelli, G., Iannaccone, A., and Sacchettoni-Logroscino, G. 1980. effect of chronic arsenic exposure on the liver and on the peripheral nervous system. *Spurenelem.-Symp.: Arsen 3rd* : 199-204. Editor(s): Anke, Manfred; Schneider, Hans-Joachim; Brueckner, Chr. Publisher: Friedrich-Schiller- Univ. Jena Abt. Wiss. Publ., Jena, Ger. Dem. Rep.
- In Vit** Berry, J. P. and Galle, P. 1994. selenium-arsenic interaction in renal cells: role of lysosomes. electron microprobe study. *J Submicrosc Cytol Pathol.* 26(2): 203-10.
- No Dose** Berry, J. P., Zhang, L., and Galle, P. 1995. interaction of selenium with copper, silver, and gold salts. electron microprobe study. *Journal of Submicroscopic Cytology and Pathology* 27(1): 21-8.
- Surv** Beyer, W. Nelson, Miller, Gary, and Simmers, John W. trace elements in soil and biota in confined disposal facilities for dredged material. *Environ. Pollut. (1990)* 65(1): 19-32
- Unrel** Bezuidenhout, J. D. and Stutterheim, C. J. 1980. a critical evaluation of the role played by the red-billed oxpeckerbuphagus erythrorhynchus in the biological control of ticks. *Onderstepoort Journal of Veterinary Research* 47(2): 51-75.
- FL** Bires, J. 1989. interactions between copper, iron, zinc, arsenic, cadmium, and lead in the liver of sheep after experimental poisoning with copper oxide. *Veterinarni Medicina.* 34(11): 665-674.
- Bio Acc** Bires, J. and Vrzgula, L. 1990. wool as an indicator of sheep exposure to copper iron zinc molybdenum arsenic lead cadmium and selenium from the industrial emission source. *Ekologia-CSSR.* 9(4): 419-428.

- FL** Bires, J., Vrzgula, L., and Mudron, P. 1990. the influence of experimental and spontaneous copper intoxication on the contents of copper, iron, zinc, cadmium, arsenic and lead in the liver and kidneys of ewes and their foetuses. *Zivocisna Vyroba - UVTIZ.* 35(2): 159-168.
- FL** Bires, J. Ustav Experimentalnej Veterinarnej Mediciny Kosice Czechoslovakia, Vrzgula, L., and Mudron, P. 1990. the influence of experimental and spontaneous copper intoxication on the contents of copper, iron, zinc, cadmium, arsenic and lead in the liver and kidneys of ewes and their foetuses. <original> vplyv experimentalnej a spontannej intoxikacie medou na obsah medi, zeleza, zinku, kadmia, arzenu a olova v peceni a oblickach bahnic a ich plodov. *Zivocisna Vyroba - UVTIZ.* V. 35(2) P. 159-168
- FL** Bires, J. Vysoka Skola Veterinarska Kosice CSFR, Vrzgula, L., and Juhasova, Z. 1991. distribution of harmful metals in ewes after experimental industrial contaminant intake. <original> distribucia rizikovych kovov v organizme oviec po prijme priemyselnej emisie v experimente. *Veterinarni Medicina - UVTIZ.* V. 36(6) P. 361-371
- No Oral** Birge, W. J. and Just, J. J. sensitivity of vertebrate embryos to heavy metals as a criterion of water quality. *NTIS PB REPORT (PB-226 850):20 PP,1973*
- Herp** Birge, W. J. and Just, J. J. 1975. *Sensitivity of Vertebrate Embryos to Heavy Metals As a Criterion of Water Quality. Phase II. Bioassay Procedures Using Developmental Stages As Test Organisms.* <NOTE> *Research Rept. RR-84; W75-06352; OWRT-B-039-KY(1)*
- No Oral** Birge, W. J. and Roberts, O. W. 1976. toxicity of metals to chick embryos. *Bull. Environ. Contam. Toxicol.* 16: 319-324.
- No Oral** Birge, W. J., Westerman, A. G., and Roberts, O. W. lethal and teratogenic effects of metallic pollutants on vertebrate embryos. *Trace Contam. Environ.* Proc. Annu. NSF-RANN Trace Contam. Conf., 2nd (1974): Issue LBL-3217, 316-20 Publisher: NTIS, Springfield, Va.
- No COC** Birnboim, H. C. 1985. dna clastogenic activity of diethylstilbestrol. *Biochemical Pharmacology* 34(18): 3251-7.
- Mix** Bishop, Christine A., Boermans, Herman J., Ng, Peggy, Campbell, G. Douglas, and Struger, John. health of tree swallows (*tachycineta bicolor*) nesting in pesticide-sprayed apple orchards in ontario, canada. i. immunological parameters. *J. Toxicol. Environ. Health* Part A (1998): 55(8), 531-559.
- Surv** Bishop, Christine A., Van Der Kraak, Glen J., Ng, Peggy, Smits, Judit E. G., and Hontela, Alice. health of tree swallows (*tachycineta bicolor*) nesting in pesticide-sprayed apple orchards in ontario, canada. ii. sex and thyroid hormone concentrations and testes development. *J. Toxicol. Environ. Health* Part A (1998): 55(8), 561-581.
- Rev** Biswas, N. M., Roychowdhury, G., and Sarkar, M. 1995. effect of sodium arsenite on adrenocortical activities in male rats: dose- and duration-dependent responses. *Vol. 23, No. 3, Pp. 153-154* *Med. Sci. Res.*
- No Oral** Biswas, NM, Roychowdhury, G, and Sarkar, M. 1995. effect of sodium arsenite on adrenocortical activities in male rats: dose- and duration-dependant responses. *Med. Sci. Res.* 23: 153-154.
- Acute** Biswas, S, Taluka, G, and Sharma, A. 1999. prevention of cytotoxic effects of arsenic by short-

term dietary supplementation with selenium in mice in vivo. *Mutation Res.* 441: 155-160.

- Acute** Biswas, Sonali, Talukder, Geeta, and Sharma, Archana. 1999. prevention of cytotoxic effects of arsenic by short-term dietary supplementation with selenium in mice in vivo. *Mutat. Res.* (1999) 441(1): 155-160.
- Org met** Bjoernstad, J., Opstvedt, J., and Lunde, G. 1974. unidentified growth factors in fish meal. organic arsenic compounds in broiler diets. *Br. Poult. Sci.* (1974). 15(5): 481-7.
- Mix** Blakley, B. R. 1987. alterations in urethane-induced adenoma formation in mice exposed to selenium and arsenic. *Drug-Nutr. Interact.* (1987) 5(2): 97-102.
- Mix** Blakley, B. R. 1987. the effect of arsenic on urethane-induced adenoma formation in swiss mice. *Can. J. Vet. Res.* (1987) 51(2): 240-3.
- Org met** Blakley, B. R., Clark, E. G., and Fairley, R. 1990. roxarsone (3-nitro-4-hydroxyphenylarsonic acid) poisoning in pigs. *Canadian Veterinary Journal* 31(5): 385-387.
- Rev** Blus, L. J., Henny, C. J., and Grove, R. A. 1985. effects of pelletized anticoagulant rodenticides on california quail. *Journal Of Wildlife Diseases* 21(4): 391-395.
- Dead** Blus, L. J., Stroud, R. K., Reiswig, B., and Mceneaney, T. 1989. lead poisoning and other mortality factors in trumpeter swans. *Environ Toxicol Chem.* 8(3): p263-271.
- Chem Meth** Boerma, D. O., Smit, E. P., and Roosnek, N. 1989. PIXE trace-element determination and its accuracy in the analysis of bile. *Nucl. Instrum. Methods Phys. Res. Sect. B* B36(1): 60-73.
- FL** Bogos, V., Aureliu, C., Gheorghe, M., Chirila, C., and Blendea, G. 1987. increasing fecundity and natality in pigs by nutritional therapy. *Productia Animala, Zootehnie Si Medicina Veterinara* 37(8): 25-30.
- Method** Bolton, B. A. and Hopke, P. K. 1975. the use of instrumental neutron activation analysis for the determination of arsenic concentrations in Poultry. *J Radioanal Chem. Journal of Radioanalytical Chemistry.* 25 (2): 299-302.
- No Org** Boon, D. Y. 1989. potential selenium problems in great plains soils. *SSSA (Soil Sci Soc Am) Spec Publ Ser; 23.:* 107-122.
- FL** Boscolo, P., Carmignani, M., Porcelli, G., L'abbate, N., and Ripanti, G. 1980. cardiovascular function and urinary kallikrein excretion in rats chronically exposed to mercury, arsenic, lead, cadmium or cadmium and lead. *Acta Med Rom; 18 (2). 1980 (RECD. 1981). 211-217.*
- FL** Boscolo, Paolo, Carmignani, Marco, Sacchettoni-Logroscino, Gabriella, Carelli, Giovanni, and Bernardini, Pierluigi. 1982. chronic exposure of rats to arsenic: morphological and functional comparisons. *G. Ital. Med. Lav. (1982) 4(4-5): 169-74.*
- No Oral** Bosque, M. A., Domingo, J. L., Llobet, J. M., and Corbella, J. 1991. effects of meso-2,3-dimercaptosuccinic acid (DMSA) on the teratogenicity of sodium arsenate in mice. *Bull. Environ. Contam. Toxicol.* 47(5): 682-8.
- Drug** Bosque, M. A., Paternain, J. L., Domingo, J. L., Llobet, J. M., and Corbella, J. 1990. prevention by meso-2,3-dimercaptosuccinic acid (DMSA) of sodium arsenite-induced embryotoxic and

teratogenic effects in mice. *Trace Elem Med.* 7(2): 69-70.

- Acute** Bosque, M. A., Paternain, J. L., Domingo, J. L., Llobet, J. M., and Corbella, J. 1990. prevention by meso-2,3-dimercaptosuccinic acid (dmsa) of sodium arsenite-induced embryotoxic effects in mice. *Met. Ions Biol. Med. Proc. Int. Symp., 1st* : 345-7. Editor(s): Collery, Philippe. Publisher: Libbey, Paris, Fr..
- No Oral** Bosque, M. A., Piera, V., Domingo, J. L., and Corbella, J. 1991. meso-2,3-dimercaptosuccinic acid (dmsa) alleviation of arsenite-induced embryofetotoxicity in mice: effectiveness with time. *Toxicologist. Feb;11(1)*: 295.
- Surv** Bourne, W. R. P. 1976. the mass mortality of common murre in the irish sea in 1969. *J. Wildl. Manage.* 40(4): 789-792 1976 (35 References)
- No Org** Boyer, Kenneth W. and Capar, Stephen G. 1977. fortification variability in rat diets fortified with arsenic, cadmium, and lead. *J. Toxicol. Environ. Health* 3(4): 745-53.
- Unrel** Briones, Annabelle V., Ambal, Wilhelmina O., Monroyo, Evangelina C., Bonifacio, Teresita S., and Sison, Fe M. 1997. seaweed tablet: a natural source of iodine. *Philipp. J. Sci. (1997)* 126(3): 221-232
- QAC** Brostrom, C. O., Protko, C. R., Kaufman, R. J., and Brostrom, M. A. 1996. inhibition of translational initiation by activators of the glucose-regulated stress protein and heat shock protein stress response systems. role of the interferon-inducible double-stranded rna-activated eukaryotic initiation factor 2alpha kinase. *Journal of Biological Chemistry* 271(40): 24995-5002.
- Org met** Brown, T. P., Larsen, C. T., Boyd, D. L., and Allen, B. M. 1991. ulcerative cholecystitis produced by 3 nitro-4-hydroxyphenylarsonic acid toxicosis in turkey Poults. *Avian Dis; 35 (1).* 1991. 241-243.
- Abstract** Brumm, M. C., Sutton, A. L., and Mayrose, V. B. dietary arsenic effects on stored swine waste. *Journal of Animal Science.* 42 (5). 1976 1340
- Org met** Brumm, M. C., Sutton, A. L., Mayrose, V. B., and Krider, J. L. 1979. effect of dietary arsonic acids on fresh swine waste composition and anaerobic decomposition. *Journal of Animal Science* 48(6): 1305-1311.
- Org met** Brumm, M. C., Sutton, A. L., Mayrose, V. B., Nye, J. C., and Jones, H. W. 1977. effect of arsanilic-acid in swine diets on fresh waste production composition and anaerobic decomposition. *Journal of Animal Science.* 44 (4): 521-531.
- Rev** Buck, WB. toxicity of inorganic aliphatic organic arsenicals. in *Oehme, FW (Ed) Toxicity of Heavy Metals in the Environment.*: 357-374.
- No Dose** Bucy, LL, Garrigus, US, Forbes, RM, Norton, HW, and James, MF. 1954. arsenical supplements in lamb fattening rations. *J. Anim. Sci.* 13: 668.
- n = 1** Bucy, L.L., Garrigus, U.S., Forbes, R.M, Norton, HW, and Moore, W.W. 1955. toxicity of some arsenicals to growing-fattening lambs. *J. Anim. Sci.* 14: 435.
- Surv** Bukovjan, K., Wittlingerova, Z., and Cerna, E. 1997. chemical elements in tissues and histological changes in tissues of hares (l. europaeus pall.). *Scientia Agriculturae Bohemica.*

28(3): 215-226.

- Bio Acc** Burger, J. and Gochfeld, M. 1997. age differences in metals in the blood of herring gull (*Larus argentatus*) and franklin's (*Larus pipixcan*) gulls. *Arch Environ Contamin Toxicol.* 33(4): 436-440.
- Surv** Burger, J. and Gochfeld, M. 1997. age differences in metals in the blood of herring (*Larus argentatus*) and franklin's (*Larus pipixcan*) gulls. *Archives of Environmental Contamination and Toxicology* 33(4): 436-440.
- Bio Acc** Burger, J., Woolfenden, G. E., and Gochfeld, M. 1999. metal concentrations in the eggs of endangered florida scrub-jays from central florida. *Archives of Environmental Contamination and Toxicology* 37(3): 385-388.
- Abstract** Burk, D. T. 1976. arsenic induced renal agenesis in the wistar rat. *Teratology.* 13 (2). 1976 19a
- No Oral** Burk, Dorothy and Beaudoin, 1977. Allan R. arsenate-induced renal agenesis in rats. *Teratology (1977)* 16(3): 247-59.
- Diss** Burk, Dorothy Thamah. 1976. inorganic arsenic: placental transfer and effect on embryogenesis of the urogenital system of the rat. *Avail.: Xerox Univ. Microfilms. Ann Arbor, Mich., Order No. 77-7884 From: Diss. Abstr. Int. B 1977, 37. 10. 4805-6. 89 pp.*
- Drug** Burns, Leigh Ann, McCay, J. Ann, Brown, Ronnetta, and Munson, Albert E. 1993. arsenic in the sera of gallium arsenide-exposed mice inhibits bacterial growth and increases host resistance. *J. Pharmacol. Exp. Ther.* 265(2): 795-800.
- Surv** Butler, D. L., Krueger, R. P., Osmundson, B. C., and Thompson, A. J. 1993. *Reconnaissance Investigation of Water Quality, Bottom Sediment, and Biota Associated With Irrigation Drainage in the Pine River Project Area, Southern Ute Indian Reservation, Southwestern Colorado and Northwestern New Mexico, 1988-89* : 105 pp.
- Bio Acc** Cahill, T. M., Anderson, D. W., Elbert, R. A., Perley, B. P., and Johnson, D. R. 1998. elemental profiles in feather samples from a mercury-contaminated lake in central California. *Arch. Environ. Contam. Toxicol.* 35(1): 75-81 .
- Abstract** Calvert, CC and Smith, LW. 1972. arsenic in milk and blood of cows fed organic arsenic compounds. *J. Dairy Sci.* 55: 706.
- Org met** Calvert, CC and Smith, LW. 1981. arsenic in tissues of sheep and milk of dairy cows fed arsanilic acid and 3-nitro-4-hydroxyphenylarsonic acid. *J. Anim. Sci.* 51(2): 414-421.
- No Control** Calvery, H. O. E. P. Laug and H. J. Morris. 1938. the chronic effects on dogs of feeding diets containing lead acetate, lead arsenate and arsenic trioxide in varying concentrations. *J. Pharmacol. Exp. Ther.* 64: 364-387.
- No Oral** Cannon, J. R., Saunders, J. B., and Toia, R. F. isolation and preliminary toxicological evaluation of arsenobetaine: the water-soluble arsenical constituent from the hepatopancreas of the western rock lobster (*Panulirus cygnus*). *Sci Total Environ; 31 (2). 1983. 181-186.*
- No Dose** Cannon, J. R., Saunders, J. B., and Toia, R. F. 1983. isolation and preliminary toxicological evaluation of arsenobetaine - the water-soluble arsenical constituent from the hepatopancreas of

the western rock lobster. *Science of the Total Environment* 31(2): 181-5.

- In Vit** Cantoni, Orazio, Hussain, Saber, Guidarelli, Andrea, and Cattabeni, Flaminio. 1994. cross-resistance to heavy metals in hydrogen peroxide-resistant cho cell variants. *Mutat. Res.* 324(1-2): 1-6 .
- Mix** Capar, Stephen G. and Boyer, Kenneth W. 1977. fortification variability in rat diet fortified with arsenic, cadmium, and lead. *Journal of Toxicology and Environmental Health.* 3(4): 745.
- CP** Carmignani, M., Carelli, G., Sacchettoni-Logroscino, G., Gioia, A., and Boscolo, P. 1983. chronic exposure of rats to sodium arsenite or arsenate: cardiovascular function and tissue metal levels. *Spurenelem.-Symp. 4th* : 119-26. Editor(s): Anke, Manfred. Publisher: Friedrich-Schiller-Univ., Jena, Ger. Dem. Rep.
- No Oral** Carpenter, S. J. 1987. development analysis of cephalic axial dysraphic disorders in arsenic-treated hamster Embryos. *Anat Embryol.* 176 (3): 345-366.
- No Oral** Carpenter, S. J. 1987. developmental analysis of cephalic axial dysraphic disorders in arsenic-treated hamster embryos. *Anatomy and Embryology* 176(3): 345-65.
- Abstract** Carpenter, S. J. and Ferm, V. H. 1977. early stages in development of exencephaly in arsenic-treated hamster embryos. *Teratology* 15: A23.
- Drug** Castejon, M., Tagliaferro, M., and Cedeno, G. 1987. use of anabolics in the finishing of cattle. <document title>informe anual, instituto de produccion animal, universidad central de venezuela. 155.
- Alt** Chaîneau, E., Binet, S., Pol, D., Chatellier, G., and Meininger, V. embryotoxic effects of sodium arsenite and sodium arsenate on mouse embryos in culture. *Teratology.* 41 (1). 1990. 105-112.
- Mix** Chapin, Robert E., Phelps, Jerry L., Schwetz, Bernard A., and Yang, Raymond S. H. toxicology studies of a chemical mixture of 25 groundwater contaminants. iii. male reproduction study in b6c3f1 mice . *Fundam. Appl. Toxicol. (1989)* 13(3): 388-98 .
- Prim** Charbonneau, S. M., Spencer, K., Bryce, F., and et, a. l. 1978. arsenic excretion by monkeys dosed with arsenic-dosed fish or with inorganic Arsenic. *Bulletin of Environmental Contamination and Toxicology* 20(4): 470-477.
- Org met** Chen, H, Yoshida, K, Wanibuchi, H, Fukushima, S, Inoue, Y, and Endo, G. 1996. methylation and demethylation of dimethylarsinic acid in rats following chronic oral exposure. *Appl. Organometallic Chem.* 10: 741-745.
- No Org** Chen, M, Ma, LQ, and Harris, WG. 1999. baseline concentrations of 15 trace elements in florida surface soils. *J. Environ. Quality.* 28: 1173-1181.
- In Vit** Chen, M. L., King, R. S., and Armbrecht, H. J. 1990. sodium-dependent phosphate transport in primary cultures of renal tubule cells from young and adult rats. *Journal of Cellular Physiology* 143(3): 488-93.
- FL** Choe, R. S., Boo, M. J., and Kim, H. H. 1990. studies on the properties of intracellular arsenic binding substances in the rat liver. *Korean J Zool.* 33(4): 476-492.

- Unrel** Choi Wahn Soo(A), Chung Kae Jong, Chang Man Sik, Chun Kae Kwang, Lee Hyang Woo, and Hong Sung Youl. 1993. a turbidimetric determination of protein by trichloroacetic acid. *Archives of Pharmacal Research (Seoul)* 16(1): 57-61.
- No Oral** Choudhury, A. R., Das, T., and Sharma, A. 1997. mustard oil and garlic extract as inhibitors of sodium arsenite-induced chromosomal breaks in vivo. *Cancer Letters* 121(1): 45-52.
- No Oral** Choudhury Arati Roy(A), Das Tandra, Sharma Archana, and Talukder Geeta. 1997. inhibition of clastogenic effects of arsenic through continued oral administration of garlic extract in mice in vivo. *Mutation Research* 392(3): 237-242.
- Diss** Cibulka, J., Slamova, A., Szakova, J., Miholova, D., Mader, P., Svatos, Z., <Editors> Anke, M., Meissner, D., and Mills, C. F. 1993. cadmium status in rats contaminated with cadmium and arsenic from their diet. 579-580.
- Mix** Cikrt, M., Mravcova, A., Malatova, I., and Bencko, V. 1988. distribution and excretion of ⁷⁴as and ⁷⁵se in rats after their simultaneous administration. the effect of arsenic, selenium and combined pretreatment. *Journal of Hygiene, Epidemiology, Microbiology, and Immunology* 32(1)
- Herp** Clark, D. R. Jr., Cantu, R., Cowman, D. F., and Maxson, D. J. 1998. uptake of arsenic and metals by tadpoles at an historically contaminated texas site. *Ecotoxicology*. 7(2): 61-67.
- Rev** Clarkson, T. W. 1977. factors involved in heavy metal Poisoning. *Fed Proc.* 36(5): 1634-1639.
- Rev** Clements, HF and Munson, J. 1947. arsenic studies in soil and in culture solution. *Pacific Sci.* 1: 151-171.
- FL** Cobo, J. M., Gonzalez, M. J., Perez Piqueras, J. L., Aguilar, M. V., and Martinez Para, M. C. 1990. effect of chromium over insulin levels and its interaction with the arsenic of the diet. *Anales De Bromatologia* 42(1): 133-138.
- FL** Cobo, J. M., Gonzalez, M. J., Perez Piqueras, J. L., Aguilar, M. V., and Martinez Para, M. C. Alcala de Henares Univ. Madrid Spain Facultad de Farmacia. 1990. effect of chromium over insulin levels and its interaction with the arsenic of the diet. <original> efecto del cromo sobre los niveles de insulina: interaccion con el arsenico de la dieta. *Anales De Bromatologia*. V. 42(1) P. 133-138
- Diss** Cobo, J. M., Valdez, J. G., and Gurley, L. R. 1994. *Inhibition of Mitotic-Specific Histone Phophorylation by Sodium Arsenite*. LA-UR-94-3210; CONF-9409234-1
- Acu** Colomina, M. T., Albina, M. L., Domingo, J. L., and Corbella, J. influence of maternal restraint stress on arsenic-induced pre- and postnatal alterations in mice. *Psychobiology* 1996 Sep;24(3):227-34
- Acute** Colomina, MT, Albina, ML, Domingo, JL, and Corbella, J. 1997. influence of maternal stress on the effects of prenatal exposure to methylmercury and arsenic on postnatal development and behavior in mice: a preliminary evaluation. *Physiol. Behav.* 61(3): 455-459.
- No Dose** Confer, Anthony W., Ward, Billy C., and Hines, Fred A. arsanilic acid toxicity in rabbits. *Lab. Anim. Sci.* (1980) 30(2, Pt. 1): 234-6

- Org met** Confer, AW, Ward, BC, and Hines, FA. 1980. arsanilic acid toxicity in rabbits. *Lab. Anim. Sci.* 30(2 (part 1)): 234-236.
- Abstract** Conner, EA, Yamauchi, H, and Fowler, BA. 1992. effects of indium and arsenide on heme biosynthetic pathway. *The Toxicologist.* 12(1): 360.
- No Oral** Conner, EA, Yamauchi, H, and Fowler, BA. 1995. alterations in the heme biosynthetic pathway from the iii-v semiconductor metal, indium arsenide (inas). *Chemico Biol. Interact.* 96(3): 273-285.
- Mix** Constan, A. A., Benjamin, S. A., Tessari, J. D., Baker, D. C., and Yang, R. S. 1996. 1995 STP young investigator award recipient. increased rate of apoptosis correlates with hepatocellular proliferation in fischer-344 rats following long-term exposure to a mixture of groundwater contaminants. *Toxicologic Pathology* 24(3): 315-22.
- Mix** Constan, A. A., Yang, R. S., Baker, D. C., and Benjamin, S. A. 1995. a unique pattern of hepatocyte proliferation in f344 rats following long-term exposures to low levels of a chemical mixture of groundwater contaminants. *Carcinogenesis* 16(2): 303-10.
- Mix** Constan, A. A(A), Benjamin, S. A., Yang, R. S. H., Tessari, J. D., and Baker, D. C. 1995. increased rate of apoptosis correlates with hepatocellular proliferation in fischer-344 rats following long-term, low-level exposure to a mixture of groundwater contaminants. *Toxicologic Pathology* 23(6): 755-756.
- Mix** Constan Alexander A(A), Benjamin Stephen A, Tessari John D, Baker Dalec. , and Yang Raymond S H. 1996. increased rate of apoptosis correlates with hepatocellular proliferation in fischer-344 rats following long-term exposure to a mixture of groundwater contaminants. *Toxicologic Pathology* 24(3): 315-322.
- FL** Costa, Maria R. M., Da Fonseca, Maria I. C., and Do Paco, Natalia M. 1970. arsenic content of meat and viscera in chickens. *Rev. Port. Farm.* 20(1): 1-7..
- Unrel** Crans Debbie C(A), Simone Carmen M, Holz Richard C, and Que Lawrence Jr. 1992. interaction of porcine uterine fluid purple acid phosphatase with vanadate and vanadyl cation. *Biochemistry* 31(47): 11731-11739.
- Unrel** Creffield, J. W. and Tam Mun Kwong. 1979. laboratory assessments of the efficacy of cca and pcp-treated dyeracostulata (jelutong) against two species of australian termites. *Malaysian Forester.* 42(3): 230-239.
- Chem Meth** Croteau, L. G., Akhtar, M. H., Belanger, J. M. R., and Pare, J. R. J. 1994. high performance liquid chromatography determination following microwave assisted extraction of 3-nitro-4-hydroxyphenylarsonic acid from swine liver, kidney and muscle. *Journal of Liquid Chromatography* 17(13): 2971-2981.
- Unrel** Crowder, M. W., Vincent, J. B., and Averill, B. A(A). 1992. electron paramagnetic resonance studies on the high-salt form of bovine spleen purple acid phosphatase. *Biochemistry* 31(40): 9603-9608.
- Surv** Custer, T. W. and Mitchell, C. A. 1991. contaminant exposure of willets feeding in agricultural drainages of the lower rio grande valley of south texas (usa). *Environ Monit Assess.* 16(2): 189-200.

- Surv** Custer, T. W. and Mitchell, C. A. 1993. trace elements and organochlorines in the shoalgrass community of the lower laguna madre, texas. *Environ Monit Assess* 25(3): 235-246.
- Surv** Custer, Thomas W. and Hohman, William L. trace elements in canvasbacks (*Aythya valisineria*) wintering in louisiana, usa, 1987-1988. *Environ. Pollut. (1994)* 84(3): 253-9 .
- Surv** Custer, Thomas W. and Mitchell, Christine A. 1991. contaminant exposure of willets feeding in agricultural drainages of the lower rio grande valley of south Texas. *Environ. Monit. Assess. (1991)* 16(2): 189-200.
- Org met** Czarnecki, G. L. and Baker, D. H. 1985. reduction of liver copper concentration by the organic arsenical, 3-nitro-4-hydroxyphenylarsonic acid. *Journal of Animal Science* 60(2): 440-50.
- Org met** Czarnecki, G. L., Baker, D. H., and Garst, J. E. 1984. arsenic-sulfur amino acid interactions in the chick. *J. Anim. Sci. (1984)*. 59(6): 1573-81 .
- Bio Acc** Daghir, N. J. and Hariri, N. N. 1977. determination of total arsenic residues in chicken Eggs. *J Agric Food Chem.* 25 (5). 1977 1009-1010.
- Chem Meth** Dal Lago, A. and Lucke, S. 1973. a method of fixing rat testis for light and electron microscopy. *Stain Technology* 48(6): 289-95.
- Mix** Dam Trung Bao and Nguyen Quang Thuong. 1985. effect of arsenic and selenium on the nonprotein sulfhydryl and disulfide content of the liver and the brain of mice. *Rev. Pharm. (1985)* 92-102
- Surv** Danielsson, B. R., Dencker, L., Lindgren, A., and Tjalve, H. 1984. accumulation of toxic metals in male reproduction organs. *Arch Toxicol Suppl.* 7: 177-80.
- Plant** Darmody, Robert G., Green, William P., and Dreher, Gary B. 1998. coal slurry solids/coal fluidized bed combustion byproduct mixtures as plant growth media. *Int. J. Surf. Min. (Reclam. Environ.)*: 12(3), 111-115 .
- FL** Das, P. M., Sadana, J. R., Gupta, R. K. P., and Kumar, K. 1989. experimental selenium toxicity in guinea pigs: biochemical studies. *Annals Of Nutrition And Metabolism.* 33(1): 57-63.
- FL** Das, P. M., Sadana, J. R., Gupta, R. K. Paul, and Gupta, R. P. experimental selenium toxicity in guinea pigs : hematological studies. *Ann. Nutr. Metab. (1989)* 33(6): 347-53.
- CP** Das, T., Roychoudhury, A., and Sharma, A. 1997. bio-anticlastogenic effects of mustard oil and garlic in the first-generation offsprings of sodium arsenite treated mice. *Mutation Research* 379(1 SUPPL. 1): S89.
- No Oral** Das, T., Roychoudhury, A., Sharma, A., and Talukder, G. 1993. modification of clastogenicity of three known clastogens by garlic extract in mice in vivo. *Environmental and Molecular Mutagenesis* 21(4): 383-8.
- Gene** Datta, Supriti, Talukder, Geeta, and Sharma, Archana. 1986. cytotoxic effects of arsenic in dietary oil primed rats. *Sci. Cult. (1986)* 52(6): 196-8.
- Bio Acc** Dauwe, T., Bervoets, L., Blust, R., Pinxten, R., and Eens, M. 1999. are eggshells and egg contents of great and blue tits suitable as indicators of heavy metal Pollution? *Belgian Journal of*

Zoology; 129 (2). 1999. 439-447.

- CP** Davies, N. T. 1981. an appraisal of the newer trace elements. *Philosophical Transactions of the Royal Society of London. Series B*:
- Unrel** Davis, S. D., Gibbons, D. F., Martin, R. L., Levitt, S. R., Smith, J., and Harrington, R. V. biocompatibility of ceramic implants in soft tissue. *J Biomed Mater Res.* 6 (5): 1972 425-449.
- No Oral** De Kimpe, J., Cornelis, R., Wittevrongel, L., and Vanholder, R. 1999. dose dependent changes in 74as-arsenate metabolism of flemish giant rabbits. *Journal of Trace Elements in Medicine and Biology* 12(4): 193-200.
- Abstract** De Ruiter N, Mailaender, V., and Kappus, H. 1984. effect of heavy metals on cellular growth metabolism and integrity of cultured chinese hamster kidney cells. *3rd International Workshop on Tissue Culture Application in Toxicology*
- Dup** Debidas Ghosh, Sandip Cattopadhyay, and Jogen Debnath. 1999. effect of sodium arsenite on adrenocortical activity in immature femalerats: evidence of dose dependent response. *Journal of Environmental Sciences* 11(4): 419-422.
- Carcin** Deknudt, G., Leonard, A., Arany, J., Jenar-du Buisson G, and Delavignette, E. 1984. in-vivo studies on the mutagenicity of arsenic. *14th Annual Meeting of the European Environmental Mutagen Society*
- In Vitro** Deknudt, G., Leonard, A., Arany, J., Jenar-Du Buisson, G., and Delavignette, E. 1986. in vivo studies in male mice on the mutagenic effects of inorganic arsenic. *Mutagenesis* 1(1): 33-4.
- In Vit** Delnomdedieu, Marielle, Basti, Mufeed M., Styblo, Miroslav, Otvos, James D., and Thomas, David J. 1994. complexation of arsenic species in rabbit erythrocytes. *Chem. Res. Toxicol.* (1994) 7(5): 621-7.
- CP** Den Tonkelaar E M, Kroes, R., and Van Logten M J. comparative toxicity studies of lead arsenate and lead acetate in Rats. *Int Union Pharmacol. Proceedings of the International Congress of Pharmacology, 6th. Abstract. Helsinki, Finland, 1975. 632p. Illus. Pergamon Press: Oxford, Engl.; New York, N.y., Usa. Isbn 0-08-021308-1. 1977 33*
- Bio Acc** Denneman, W. D. and Douben, P. E. T. 1993. trace metals in primary feathers of the barn owl (*Tyto alba guttatus*) in the netherlands. *Environ. Pollut.* 82(3): 301-10 .
- Abstract** DeSesso, JM, Jacobson, CF, Scialli, AR, Farr, CH, and Holson, JF. 1998. inorganic arsenic is not likely to be a developmental toxicant at environmentally relevant exposures. *Toxicology.* 57(4/5): 216.
- Aquatic** Desgranges, J. L., Rodrigue, J., and Champoux, L. 1993. outline of an exotoxicological surveillance network for fauna of the saint lawrence the role of the Canadian wildlife service. *Twentieth Annual Aquatic Toxicity Workshop*
- Dead** DeSloovere, J., Debackere, M., and Hoorens, J. 1971. poisoning of domestic animals. *Vlaams Diergeneesk. Tijdschr.* 40(1): 8-29; 1971(REF:18)
- FL** Dinu, I., Boghianu, L., Botescu, E., and Sporn, A. 1972. effect of some metals on carbohydrate metabolism. *Igiena.* 21(8): 469-476.

- CP** Diplock, A. T. and Mehlert, A. 1980. the effect of arsenic and vitamin e on the uptake and distribution in the rat of selenium-75-labeled sodium selenite. *Spurenelem.-Symp.: Arsen 3rd* : 75-81. Editor(s): Anke, Manfred; Schneider, Hans-Joachim; Brueckner, Chr. Publisher: Friedrich-Schiller- Univ. Jena Abt. Wiss. Publ., Jena, Ger. Dem. Rep.
- Unrel** Disa, S., Manilla, A. C., and Scher, C. D. 1989. purification and characterization of a platelet-derived growth factor and heavy metal-modulated nuclear protein. *Journal of Biological Chemistry* 264(27): 15993-9.
- Surv** Divers, T. J., Crowell, W. A., Duncan, J. R., and Whitlock, R. H. 1982. acute renal disorders in cattle: a retrospective study of 22 cases. *Journal of the American Veterinary Medical Association* 181(7): 694-699.
- In Vit** Dix, D. J. and Hunter, E. S. function of hsp70s during embryogenesis. 1996. *Dev Biol* 1996 May 1;175(2):394 .
- No Dose** Dogan, A. 1996. amounts of arsenic in goose embryos that died during incubation. *Etlik Veteriner Mikrobiyoloji Dergisi* 8(3): 84-89.
- Unrel** Dolan, T. T. 1999. dogmas and misunderstandings in east coast fever. *Tropical Medicine and International Health* 4(9): A3-A11.
- In Vit** Dolzhanskaya, Natalia, Goncharova, Ekaterina, and Rossman, Toby G. 1998. isolation and properties of lead-resistant variants of rat glioma cells. *Biol. Trace Elem. Res.* (1998) 65(1): 31-43 .
- No Oral** Domingo, J. L., Bosque, M. A., and Piera, V. 1991. meso-2,3-dimercaptosuccinic acid and prevention of arsenite embryotoxicity and teratogenicity in the mouse. *Fundam. Appl. Toxicol.* (1991) 17(2): 314-20.
- No Oral** Domingo, J. L., Gomez, M., Sanchez, D. J., and Llobet, J. M. 1995. effects of monoisoamyl meso-2,3-dimercaptosuccinate on arsenite-induced maternal and developmental toxicity in mice. *Vol. 89, No. 3, Pp. 389-400* Res. Commun. Mol. Pathol. Pharmacol.
- Abstract** Domingo, J. L., Llobet, J. M., Ortega, A., Paternain, J. L., and Corbella, J. 1990. effects of meso-2,3-dimercaptosuccinic acid (dmsa) in the pregnant rat: teratogenicity and tissue trace elements. *Teratology*. 42(2): 23A.
- No COC** Domingo, J. L., Ortega, A., Paternain, J. L., Llobet, J. M., and Corbella, J. 1990. oral meso-2,3-dimercaptosuccinic acid in pregnant sprague-dawley rats: teratogenicity and alterations in mineral metabolism. i. teratological evaluation. *Journal of Toxicology and Environmental Health* 30(3): 181-90.
- Abstract** Domingo, JL, Llobet, JM, Ortega, A, Paternain, JL, and Corbella, J. 1990. effects of meso-2,3-dimercaptosuccinic acid (dmas) in the pregnant rat: teratogenicity and tissue trace elements. *Teratology*. 42(2): 23A.
- No COC** Domingo, JL, Ortega, A, Paternain, JL, and Llobet, JM. 1990. oral meso-2,3-dimercaptosuccinic acid in pregnant sprague-dawley rats: teratogenicity and alterations in mineral metabolism. i. teratological evaluation. *J. Toxicol. Environ. Health.* 30(3): 181-190.
- No COC** Domingo Jose L. 1995. prevention by chelating agents of metal-induced developmental toxicity.

Reproductive Toxicology 9(2): 105-113.

- No Oral** Domingo, Jose O., Bosque, M. Angeles, Llobet, Juan M., and Corbella, Jacinto. 1992, amelioration by bal (2,3-dimercapto-1-propanol) and dmpps (sodium 2,3-dimercapto-1-propanesulfonic acid) of arsenite developmental toxicity in mice. *Ecotoxicol. Environ. Saf.* (1992) 23(3): 274-81
- Org met** Donoghue, D. J., Hairston, H., Cope, C. V., Bartholomew, M. J., and Wagner, D. D. 1994. incurred arsenic residues in chicken eggs. *Journal of Food Protection.* 57(3): 218-223 .
- Rev** Doyle, J. J. 1979. toxic and essential elements in bone. a review. *J. Anim. Sci.* 49(2): 482-497 .
- Rev** Doyle, J. J. and Spaulding, J. E. 1978. toxic and essential trace elements in meat - a review. *Journal of Animal Science.* 47(2): 398-419.
- FL** Droumev, D. and Stojanova, L. 1976. efficacy of sodium arsanilate and its influence on immunity in chickens experimentally infected with borrelia anserina. *Deutsche Tierarztliche Wochenschrift* 83(5): 221-224.
- Unrel** Dube, Benoit, Dunning, Greg, and Lauziere, Kathleen. 1998. geology of the hope brook mine, newfoundland, canada: a preserved late proterozoic high-sulfidation epithermal gold deposit and its implications for exploration. *Econ. Geol.* (1998) 93(4): 405-436 .
- In Vit** Dubrow, R., Riddle, V. G. H., and Pardee, A. B. 1979. different responses to drugs and serum of cells transformed by various means. *Cancer Research.* 39 (7 Part 1). 1979. 2718-2726.
- Abstract** Earnest, N. M. and Hood, R. D. 1981. effects of chronic prenatal exposure to sodium arsenite on mouse development and Behavior. *Teratology* 24(1):53A,1981
- Surv** Edwards, W. C. and Clay, B. R. 1980. an investigation of an arsenic poisoning case. *Bovine Practitioner.* 0 (15). 1980. 157-158.
- FL** Efthymiou, M. L., Cristofini, P., Pierron, E., and Djezzar, S. 1995. diagnosis of toxic or drug induced pancreatitis. *Therapie (Paris).* 50(5): 467-468.
- Unrel** Egan, H. 1972. pesticides and toxic chemicals. *Proc. Nutr. Soc.* 31(1): p23-32.
- Rev** Eisler, R. 1927. a review of arsenic hazards to plants and animals with emphasis on fishery and wildlife resources. *Nriagu* : Art II: Human Health and Ecosystem Effects. Xv+293p. John Wiley and Sons, Inc.: New York, New York, Usa; Chichester, England, UK. ISBN 0-471-30436-0.; 0 (0). 1994. 185-259.
- Mix** El-Begearmi, M. M., Ganther, H. E., and Sunde, M. L. 1982. dietary interaction between methylmercury, selenium, arsenic, and sulfur amino acids in Japanese quail. *Poult. Sci.* (1982) 61(2): 272-9.
- Abstract** El-begearmi, M. M., Ganther, H. E., and Sunde, M. L. 1975 . more evidence for a selenium arsenic interaction in modifying mercury toxicity. *Poult Sci.* 49(5): 1756-1757.
- Mix** Elgerwi, A. Al-Fateh Univ. Tripoli Libya Faculty of Veterinary Medicine and Bires, J. 1999. distribution of minerals in organs of sheep after intoxication with copper from industrial emissions. *Czech Journal of Animal Science.* V. 44(11) P. 487-495

- Diss** Elliott, S. C., Pedersen, N. D., Weswig, P. H., and Whanger, P. D. 1973. arsenic tissue levels in rats supplemented with dietary arsenic. *Proc Oreg Acad Sci.* 9. 1973 (RECD 1974) 28
- CP** Elsenhans, B., Ademuyiwa, O., Schmolke, G., Schaper, J., and Hunder, G. 1993. arsenic-copper interactions in the kidneys of laboratory animals. *Met.-Met. Interact. [Symp.]* : 110-28. Editor(s): Elsenhans, Bernd; Forth, Wolfgang; Schuemann, Klaus. Publisher: Bertelsmann Found. Publ., Guetersloh, Germany. CODEN: 60IEAS.
- Mix** Elsenhans, B., Schmolke, G., Kolb, K., Stokes, J., and Forth, W. 1987. metal-metal interactions among dietary toxic and essential trace metals in the rat. *Ecotoxicol. Environ. Saf.* 14(3): 275-287.
- CP** Elsenhans, B., Schuemann, K., Schaefer, S., and Forth, W. interactions among cadmium arsenic lead nickel and essential trace elements in rat tissue after dietary Exposure. *Second Joint Meeting of the Nederlandse Vereniging Voor Toxicologie (Toxicological Society of the Netherlands) and the British Toxicology Society, Leyden, Netherlands, May 17-19, 1987.* *Hum Toxicol.* 7 (1). 1988. 78.
- No Oral** Erickson, Norman E. 1966. *Arsenic in Hair.* U. S. At. Energy Comm. (1966)
- Bio Acc** Erry, B. V., Macnair, M. R., Meharg, A. A., Shore, R. F., and Newton, I. 1999. arsenic residues in predatory birds from an area of britain with naturally and anthropogenically elevated arsenic levels. *Environ. Pollut.* (1999) 106(1): 91-95.
- Surv** Erry, BV, Macnair, MR, Meharg, AA, and Shore, RF. 1999. seasonal variation in dietary and body organ arsenic concentrations in wood mice *apodemus sylvaticus* and bank voles *clethrionomys glareolus*. *Bull. Environ. Contam. Toxicol.* 63(5): 567-574.
- In Vit** Espevik, T., Lamvik, M. K., Sunde, A., and Eik-Nes, K. B. 1982. effects of cadmium on survival and morphology of cultured rat sertoli cells. *Journal of Reproduction and Fertility* 65(2): 489-95.
- Unrel** Essig, T. H. 1967. *Environmental Status of the Hanford Reservation for January-February 1967.* BNWL-CC-1197-1
- Unrel** Essig, T. H. 1967. *Environmental Status of the Hanford Reservation for March-April 1967.* BNWL-CC-1197-2
- Unrel** Ewer, T. K. animal Husbandry. *Grunsell, C.s.g. (Ed.). the Veterinary Annual, Issue 11.* Xvi+361p. *Illus. John Wright & Sons, Ltd.: Bristol, England; (Dist. In U.S.A. by Williams & Wilkins Co.: Baltimore, Md.).* 1971 310-335.
- Org met** Exon, J. H., Harr, J. R., and Claeys, R. R. 1974. the effects of long term feeding of monosodium acid methanearsenate(msma) to rabbits. *Nutrition Reports International* 9(5): 351-357. Ref ID: 15382
- Surv** Fairbrother, A., Fix, M., O'Hara, T., and Ribic, C. A. 1994. impairment of growth and immune function of avocet chicks from sites with elevated selenium, arsenic, and boron. *J. Wildl. Dis.* 30(2): 222-233.
- No Oral** Falandysz, J. 1986. metals and organochlorines in adult and immature males of white-tailed eagle *Haliaeetus-albicilla*. *Environ Conserv.* 13(1): p69-70.

- FL** Falandysz, J. and Jakuczun, B. 1986. polychlorinated compounds and trace elements in tissues and organs of white-tailed eagle *haliaeetus-albicilla*. *Bromatol Chem Toksykol.* 19(2): 131-133.
- FL** Fang, J. F., Kitagawa, Y., Ishikawa, S., Yanagisawa, H., Nakajima, K., Manabe, S., and Wada, O. 1986. [toxicity assessments of chemical substances using primary culture of rat hepatocytes]. *Sangyo Igaku* 28(6): 438-44.
- Phys** Fawcett, T. W., Eastman, H. B., Martindale, J. L., and Holbrook, N. J. 1996. physical and functional association between gadd153 and ccaat/enhancer-binding protein beta during cellular stress. *Journal of Biological Chemistry* 271(24): 14285-9.
- Rev** Feldman, B. F. and Kruckenberg, S. M. clinical toxicities of domestic and wild caged birds. *Vet. Clin. N. Am.* 5(4): 653-673; 1975.(40 References).
- In Vit** Feldmann, K. and Helmreich, E. J. 1976. the pyridoxal 5' -phosphate site in rabbit skeletal muscle glycogen phosphorylase b: an ultraviolet and 1h and 31p nuclear magnetic resonance spectroscopic study. *Biochemistry* 15(11): 2394-401.
- In Vit** Feldmann, K. and Helmreich, E. J. M. the pyridoxal 5 phosphate site in rabbit skeletal muscle glycogen phosphorylase ec-2.4.1.1 an uv and proton nmr and phosphorus-31 NMR spectroscopic study. *Biochemistry.* 15 (11). 1976 2394-2401.
- Bio Acc** Fendick, E. A., Stevens, G. L., Brown, R. J., and Jordan, W. P. 1989. element content in tissues of four rodent species sampled in the geysers geothermal steamfield california usa. *Environ Pollut.* 58(2-3): 155-178.
- Mix** Fendick, E. A., Stevens, G. L., Brown, R. J., and Jordan, W. P. 1989. element content in tissues of four rodent species sampled in the geysers geothermal steamfield. *Environ. Pollut. (1989)* 58(2-3): 155-78 .
- Unrel** Feng, J. 1995. improving the iodine supply to humans by iodination of pig feed. 57 pp.
- No Oral** Ferm, V. H. 1977. arsenic as a teratogenic agent. *Environmental Health Perspectives* 19: 215-7.
- No Oral** Ferm, V. H. and Carpenter, S. J. 199-201. malformations induced by sodium arsenate. *J. REprod. Fertility.*; 17(1)
- No Oral** Ferm, V. H. and Hanlon, D. P. 1985. constant rate exposure of pregnant hamsters to arsenate during early gestation. *Environmental Research* 37(2): 425-432.
- No Oral** Ferm, V. H. and Hanlon, D. P. 1986. arsenate-induced neural tube defects not influenced by constant rate administration of folic acid. *Pediatric Research* 20(8): 761-2.
- Rev** Ferm, V. H., Hanlon, D. P., Clarkson, T. W., Nordberg, G. F., and Sager, P. R. eds. 1983. metal-induced congenital malformations. *Reproductive and Developmental Toxicity of Metals.* 383-398.
- Rev** Ferm, V. H., Hanlon, D. P., Clarkson, T. W., Nordberg, G. F., and Sager, P. R. eds. 1983. metal-induced congenital malformations. reproductive and developmental toxicity of metals. Pp. 383-398

- No Oral** Ferm, Vergil H., Saxon, Andrew, and Smith, Bruce M. teratogenic profile of sodium arsenate in the golden hamster. *Arch. Environ. Health* (1971) 22(5): 557-60.
- No Oral** Ferm, VH and Kilham, L. 1977. synergistic teratogenic effects of arsenic and hyperthermia in hamsters. *Environ. Res.* 14: 483-486.
- No Oral** Ferm, VH, Saxon, A, and Smith, BM. 1971. the teratogenic profile of sodium arsenate in the golden hamster. *Arch. Environ. Health.* 22: 557-560.
- Org met** Ferslew, K. E. and Edds, G. T. 1979. effects of arsanilic acids on growth, serum enzymes, hematologic values, and residual arsenic in young swine. *American Journal of Veterinary Research* 40(10): 1365-1369.
- Drug** Finnell, R. H. folate receptor knockouts, arsenate and birth defects. *Crisp Data Base National Institutes Of Health*
- In Vit** Fisher, D. L. cultured rat embryo accumulation of dna, rna and protein following maternal administration of sodium Arsenate. *Environ Res.* 28 (1). 1982. 1-9.
- No Oral** Flora, S. J. S., Pant, S. C., Malhotra, P. R., and Kannan, G. M. biochemical and histopathological changes in arsenic-intoxicated rats coexposed to ethanol. *Alcohol (N. Y.)* (1997) 14(6): 563-568
- No Oral** Flora, SJS, Kannan, GM, and Kumar, P. 1999. selenium effects on gallium arsenide induced biochemical and immunotoxicological changes in rats. *Chemico-Biological Interactions.* 122: 1-13.
- No Dose** Flora, Swaran J. S. 1999. arsenic-induced oxidative stress and its reversibility following combined administration of n-acetylcysteine and meso 2,3-dimercaptosuccinic acid in rats. *Clin. Exp. Pharmacol. Physiol.* (1999) 26(11): 865-869
- Rev** Fonseca, M. I., Lunt, G. G., and Aguilar, J. S. 1991. inhibition of muscarinic cholinergic receptors by disulfide reducing agents and arsenicals differential effect on locust and rat. *Biochemical Pharmacology.* 41 (5). 1991. 735-742.
- Invert** Fonseca, MI, Lunt, GG, and Aguilar, JS. 1991. inhibition of muscarinic cholinergic receptors by disulfide reducing agents and arsenicals. *Biochem. Pharmacol.* 41(5): 735-742.
- Abstract** Fowler, B. A. and Woods, J. S. 1976. ultrastructural and biochemical effects of ingested arsenic on rat liver Mitochondria. *Toxicol Appl Pharmacol.* 37(1): 121. Ref ID: 15161
- In Vit** Fowler, B. A. ultrastructural and biochemical alterations of cellular organelles by prenatal exposure to toxic trace metals. *Reprod Dev Toxic Met(proc Jt Meet 1982) :437-451,1983*
- Rev** Fowler, B. A. and Mahaffey, K. R. 1978. interactions among lead, cadmium, and arsenic in relation to porphyrin excretion patterns. *Environ Health Perspect.* 25: 87-90.
- In Vitro** Fowler, B. A., Woods, J. S., and Schiller, C. M. 1979. studies of hepatic mitochondrial structure and function: morphometric and biochemical evaluation in in vivo perturbation by arsenate. *Lab Invest.* 41 (4). 1979. 313-320.
- Abstract** Fowler, B. A., Woods, J. S., and Schiller, C. M. 1978. effects of arsenic on mitochondrial and

microsomal oxidative interactions. *Society of Toxicology Seventeenth Annual Meeting: Abstracts of Papers. In Toxicology and Applied Pharmacology* 45(1): 308-309.

- Surv** Franson J.C., Augspurger T.P., Converse K.A., Spitzer P.R., Miller E.A., Bachmann R.W., Jones J.R., Peters R.H., and Soballe, D. M. (eds.). 1995. necropsy results and concentrations of mercury, lead, arsenic, and selenium in emaciated loons from the coast of north carolina in 1993. *Lake Reserv. Manage* Vol. 11, NO. 2: p. 139^.
- Bio Acc** Franson, J. Christian, Koehl, Philip S., Derksen, Dirk V., Rothe, Thomas C., Bunck, Christine M., and Moore, John F. 1995. heavy metals in seaducks and mussels from misty fjords national monument in southeast Alaska. *Environ. Monit. Assess.* 36(2): 149-67 .
- Acute** Freeman, GB, Johnson, JD, Killinger, JM, Liao, SC, Davis, Ao, Ruby, MV, Chaney, RL, Lovre, SC, and Bergstrom, PD. 1993. bioavailability of arsenic in soil impacted by smelter activities following oral administration in rabbits. *Fund. Appl. Toxicol.* 21: 83-88.
- Prim** Freeman, GB, Schoof, RA, Ruby, MV, Davis, AO, Dill, JA, Liao, SC, Lapin, CA , and Bergstrom, PD. 1995. bioavailability of arsenic in soil and house dust impacted by smelter activities following oral administration in cynomolgus monkeys. *Fund. Appl. Toxicol.* 28(2): 215-222.
- Reg** Frey, Michelle M., Owen, Douglas M., Chowdhury, Zaid K., Raucher, Robert S., and Edwards, Marc A. 1998. cost to utilities of a lower mcl for arsenic. *J. - Am. Water Works Assoc.* (1998) 90(3): 89-102.
- No Oral** Friedheim, E. A. H. 1974. therapeutic field trial of a macro- and microfilaricidal agent incanine filariasis. *Bulletin of the World Health Organization* 50(No.6): 572-574.
- Unrel** Froseth, A. J. 1979. selenium and vitamin e: blood and tissue levels in pigs. *Acta Agriculturae Scandinavica*.(Suppl. 21): 219-231.
- Rev** Frost, DV, Overby, LR, and Spruth, HC. 1955. studies with arsanilic acid and related compounds. *J. Agric. Food Chem.* 3: 235.
- Drug** Funderburk, William H., Foxwell, M., and Ward, John W. 1969. inhibition of release of slow-reacting substance by arsenic. *Eur. J. Pharmacol.* (1969) 5(2): 203-8..
- Gene** Gabis Kimberly K(A), Gildemeister Otto S, Pepe Joyce A, Lambrecht Richard W, and Bonkovsky Herbert L. 1996. induction of heme oxygenase-1 in lmh cells. comparison of lmh cells to primary cultures of chick embryo liver cells. *Biochimica Et Biophysica Acta* 1290(1): 113-120.
- FL** Gabrashanskii, P., Koichev, K. B., and Troev, T. 1986. some diseases in fallow deer in northeast bulgaria and their prevention. *Veterinarno Meditsinski Nauki.* 23 (10). 1986 (Recd. 1987). 83-88.
- Phys** Gainer, J. H. 1973. activation of the rauscher leukemia virus by metals. *J. Nat. Cancer Inst.* (1973) 51(2): 609-13.
- Acu** Gainer, J. H. 1977. effects of interferon of heavy metal excess and zinc deficiency. *AM J VET RES.* 38(6): 863-867.
- In Vit** Gainer, J. H. 1977. effects on interferon of heavy metal excess and zinc deficiency. *American Journal of Veterinary Research* 38(6): 863-7.

- No Oral** Gainer, J. H. and Pry, T. W. 1972. effects of arsenicals on viral infections in mice. *Amer. J. Vet. Res.* (1972) 33(11): 2299-307.
- Bact** Galperin, M. Y., Noll, K. M., and Romano, A. H. 1996. the glucose transport system of the hyperthermophilic anaerobic bacterium *thermotoga neapolitana*. *Vol. 62, No. 8, Pp. 2915-2918* Appl. Environ. Microbiol.
- Rev** Gebel, T. 1997. arsenic and antimony: comparative approach on mechanistic toxicology. *Chem.Biol.Interact.* 107(3): 131-144.
- FL** Gencik, Andrej, Szokolayova, Jana, and Cerey, Karol. dominant lethal test after peroral administration of arsenic. *Bratisl. Lek. Listy* (1977) 67(2): 179-87.
- Chem Meth** George, G. M. and Frahm, L. J. 1986. graphite furnace atomic absorption spectrophotometric determination of 4 hydroxy-3-nitrobenzenearsonic-acid in finished animal feed collaborative study. *Journal of the Association of Official Analytical Chemists.* 69 (5). 1986. 838-843.
- Unrel** Gerard, C. and Troncoso, J. 1980. use of fresh water hyacinth by the broiler rabbit. *Revue D'Eleavage Et De Medecine Veterinaire Des Pays Tropicaux* 33(1): 91-96.
- Mix** Gerber, G. B., Maes, J., and Eykens, B. 1982. transfer of antimony and arsenic to the developing organism. *Arch Toxicol.* 49(2): 159-68.
- Alt** German, J., Louie, E., and Banerjee, D. 1986. the heat-shock response in vivo: experimental induction during mammalian organogenesis. *Teratogenesis, Carcinogenesis, and Mutagenesis* 6(6): 555-62.
- Mix** Germolec, Dori R., Yang, Raymond S. H., Ackermann, Michael F., Rosenthal, Gary J., Boorman, Gary A., Blair, Patricia, and Luster, Michael I. 1989. toxicology studies of a chemical mixture of 25 groundwater contaminants. ii. immunosuppression in b6c3f1 mice. *Fundam. Appl. Toxicol.* (1989) 13(3): 377-87.
- No Dose** Ghergariu, S., Roca, R., Mezei, E. , and Toth, E. 1994. comparative epidemiology in an area with endemic goitre in man and animals. *Revista Romana De Medicina Veterinara* 4(1): 17-23.
- Phys** Ghishan, F. K. and Dykes, W. 1993. ontogeny of phosphate transport by rat liver plasma membrane vesicles. *Journal of Developmental Physiology* 19(5): 197-201.
- CP** Gibbs, P. J. 1992-31820. heavy metal and organochlorine concentrations in tissues of the little penguin *eudyptula minor*. *DANN*
- HHE** Gibson, R. S. and Gage, L. A. 1982. changes in hair arsenic levels in breast and bottle fed infants during the 1st year of infancy. *Science Of The Total Environment* 26(1): 33-40.
- CP** Gilani, S. H. and Alibai, Y. 1985. the effects of heavy metals on the chick embryo development. *American Association of Anatomists 98th Annual Meeting and the Association Canadienne Des Anatomistes (Canadian Association of Anatomists) 29th Annual Meeting*
- Acu** Gilani, Shamshad H. New Jersey Medical School Newark and Alibhai, Yasmin New Jersey Inst of Technology Newark. teratogenicity of metals to chick embryos. *J Toxicol Environ Health.* V30, N1, P23(9)

- Mix** Gilbert, F. R., Wells, G. A. H., and Gunning, R. F. 1981. 3-nitro-4-hydroxyphenylarsonic acid toxicity in pigs. *Veterinary Record* 109(8): 158-160.
- Surv** Gill, J. M. and Darby, J. T. 1993. deaths in yellow-eyed penguins (*megadyptes antipodes*) on the otagopeninsula during the summer of 1990. *New Zealand Veterinary Journal*. 41(1): 39-42.
- Mix** Gilmartin, JE, Alo, DK, Richmond, ME, Bache, CA, and Lisk, DJ. 1985. lead in tissues of cats fed pine voles from lead arsenate-treated orchards. *Bull. Environ. Contam. Toxicol.* 34(2): 291-294.
- No Oral** Gladney, W. J. and Dawkins, C. C. 1976. the brown dog tick: laboratory tests of acaricides. *Southwestern Entomologist* 1(4): 184-189.
- Surv** Goede, A. A., Nygard, T., de Bruin, M., and Steinnes, E. 1989. selenium, mercury, arsenic and cadmium in the lifecycle of the dunlin, *calidris alpina*, a migrant wader. *Science of the Total Environment*. 78(1): 205-218.
- Bio Acc** Goede, AA. 1985. mercury, selenium, arsenic and zinc in waders from the dutch wadden sea. *Environ. Pollution (Series A)*. 37: 287-309.
- CP** Goeneches, S., Fischer, B., Fischer, K., and Koehler, F. 1983. dose-related incorporation of arsenic into organs in pregnant mice following chronic oral administration of arsenic. *Anorg. Stoffe Toxikol. Krim. Symp.* 91-9 Publisher: Verlag Dr. Dieter Helm, Heppenheim, Fed. Rep. Ger. CODEN: 52GUAX.
- Aquatic** Goldberg, E. D. 1972. *Baseline Studies of Pollutants in the Marine Environment and Research Recommendations*. NSF/IDOE-74-26
- No COC** Goldman, M. and Dacre, J. C. 1989. lewisite: its chemistry, toxicology, and biological effects. *Reviews of Environmental Contamination and Toxicology* 110: 75-115.
- FL** Golikov, S. N., Gur'yanov, G. A., and Kozlov, V. K. 1986. specific antibodies as modulators of the effects of physiologically active substances and xenobiotics the principle phenomena. *Uspekhi Sovremennoi Biologii*. 102 (2). 1986 (Recd. 1987). 193-206.
- Rev** Golub, M. S. 1994. maternal toxicity and the identification of inorganic arsenic as a developmental toxicant. *Reproductive Toxicology*. 8 (4): 283-295.
- Mix** Golub, Mari S., Keen, Carl L., Commisso, Joel F., Salocks, Charles B., and Hathaway, T. R. 1999. arsenic tissue concentration of immature mice one hour after oral exposure to gold mine tailings. *Environ. Geochem. Health (1999)* 21(3): 199-209.
- Rev** Golub, Mari S., MacIntosh, Michael S., and Baumrind, Nikki. 1998. developmental and reproductive toxicity of inorganic arsenic: animal studies and human concerns. *J. Toxicol. Environ. Health Part B (1998)*: 1(3), 199-241.
- Fate** Gonzalez, M. J., Aguilar, M. V., and Martinez, Para Mc. 1995. gastrointestinal absorption of inorganic arsenic v the effect of concentration and interactions with phosphate and dichromate. *Veterinary and Human Toxicology*. 37(2): 131-136.
- HHE** Goyer, R. A. 1976. toxicology of lead on kidney and other organs. *Health Effects of Occupational Lead and Arsenic Exposure: a Symposium; Carnow B.W., Ed.*

- No COC** Gray, L. Earl Jr(A) and Ostby Joseph S. 1993. the effects of prenatal administration of azo dyes on testicular development in the mouse: a structure activity profile of dyes derived from benzidine, dimethylbenzidine, or dimethoxybenzidine. *Fundamental and Applied Toxicology* 20(2): 177-183.
- No COC** Gray, LE and Ostby, JS. 1993. the effects of prenatal administration of azo dyes on testicular development in the mouse: a structure activity profile of dyes derived from benzidine, dimethylbenzidine, or dimethoxybenzidine. *Fundamental Appl. Toxicol.* 20: 177-183.
- Drug** Graziano, J. H., Cuccia, D., and Friedheim, E. 1978. the pharmacology of 2,3-dimercaptosuccinic acid and its potential use in arsenic poisoning. *Journal of Pharmacology and Experimental Therapeutics* 207(3): 1051-5.
- Unrel** Greaves, T., McInnes, R. S., and Dowse, J. E. 1966. *The Control of Termites (Coptotermes Spp.) in Blackbutt (Eucalyptus Pilularis)*
- CP** Green, E., Inns, R. H., and Bright, J. E. 1990. pyruvate measurement in rabbit tissues as a measure of arsenic intoxication. *Proceedings of the British Toxicology Society*
- Gene** Groff, J. L. and Haurowitz, F. 1963. *Comparison of the Peptide Maps of Anti= Bodies Against an Acidic and a Basic Determinant Group* : 2p.
- No oral** Groth, D. H., Stettler, L. E., and Burg, J. R. 1986. carcinogenic effects of antimony trioxide and antimony ore concentrate in rats. *J Toxicol Environ Health.* 18: 607-626.
- Mix** Gry, J., Bille, N., Kristiansen, E., Madsen, C., Meyer, O., Olsen, P., Roswall, K., Thorup, I., and Wurtzen, G. 1988. thermally oxidized soya bean oil interacted with mono- and diglycerides of food fatty acids (esters of glycerol and thermally oxidized soybean fatty acids): a long-term study in rats. *Publ. - Levnedsmiddelstyr. (Den.) (1988)* : 172, 154 pp. CODEN: PULEE4; ISSN: 0901-4322.
- Surv** Guitart, R., Torra, M., Cerradelo, S., Puig-Casado, P., Mateo, R., and To-Figueras, J. 1994. pb, cd, as, and se concentrations in livers of dead wild birds from the ebro delta, spain. *Bull. Environ. Contam. Toxicol.* 52(4): 523-529.
- In Vit** Gurley, L. R., Walters, R. A., Jett, J. H., and Tobey, R. A. 1980. response of cho cell proliferation and histone phosphorylation to sodium arsenite. *Journal of Toxicology and Environmental Health* 6(1): 87-105.
- Unrel** Haas, A. L., Warms, J. V., and Rose, I. A. 1983. ubiquitin adenylate: structure and role in ubiquitin activation. *Biochemistry* 22(19): 4388-94.
- No COC** Hackett, P. L., Sasser, L. B., Rommereim, R. L., Cushing, J. A., and Buschbom, R. L. 1987. *Teratology Studies of Lewisite and Sulfur Mustard Agents: Effects of Lewisite in Rats and Rabbits.* <NOTE> Final Rept. 15 May 83-28 Feb 8. PNL-6408
- Acu** Haegele, M. A. and Tucker, R. K. 1974. effects of 15 common environmental pollutants on eggshell thickness in mallards and coturnix. *Bull Environ Contam Toxicol.* 11(1): 98-102.
- Surv** Halbrook, R. S., Brewer, R. L., and Buehler, D. A. 1999. ecological risk assessment in a large river-reservoir. 7. environmental contaminant accumulation and effects in great blue heron. *Environmental Toxicology And Chemistry* / 18(4): 641-648.

- Surv** Hall, L. W. Jr and Burton, D. T. 1982. effects of power plant coal pile and coal waste runoff and leachate on aquatic biota: an overview with research recommendations. *Crit Rev Toxicol.* 10(4): 287-301 (REF: 116).
- Bio Acc** Halverson, A. W., Tsay, D. T., Triebwasser, K. C., and Whitehead, E. I. 1970. development of hemolytic anemia in rats fed selenite. *Toxicol. Appl. Pharmacol.* 17(1): 151-159.
- Mix** Halverson, Andrew W., Tsay, Ding-Tsair, Triebwasser, K. C., and Whitehead, E. I. 1970. development of hemolytic anemia in rats fed selenite. *Toxicol. Appl. Pharmacol.* (1970) 17(1): 151-9.
- Carcin** Hanlon, D. P. and Ferm, V. H. 1986. teratogen concentration changes as the basis of the heat stress enhancement of arsenate teratogenesis in hamsters. *Teratology.* 34 (2). 1986. 189-194.
- No Oral** Hanlon, David P. and Ferm, Vergil H. 1986. concentration and chemical status of arsenic in the blood of pregnant hamsters during critical embryogenesis. *Environ. Res.* (1986) 40(2): 380-90
- No Oral** Hanlon, David P. and Ferm, Vergil H. 1986. concentration and chemical status of arsenic in the blood of pregnant hamsters during critical embryogenesis. 1. subchronic exposure to arsenate utilizing constant rate administration. *Environ. Res.* (1986) 40(2): 372-9.
- No oral** Hanlon, DP and Ferm, VH. 1986. concentration and chemical status of arsenic in the blood of pregnant hamsters during critical embryogenesis. 2. acute exposure. *Environ. Res.* 40(2): 380-390.
- Abstract** Hanna, L., Peters, J. M., Wiley, L. M., Clegg, M. S., and Keen, C. L. 1996. comparative effects of essential and nonessential metals on preimplantation mouse embryo development. *Experimental Biology* 96
- FL** Hapke, H. J. 1971. (general toxicological viewpoints in the use of pesticides, particularly weedkillers.). *Tieraerztl. Umschau;* 26(4): 149-52 1971
- Unrel** Harris, T. K., Cole, R. N., Comer, F. I., and Mildvan, A. S. 1998. proton transfer in the mechanism of triosephosphate isomerase. *Biochemistry* 37(47): 16828-38.
- Abstract** Harrison, W. P. and Hood, R. D. 1981. prenatal effects following exposure of hamsters to sodium arsenite by oral or intraperitoneal routes. *Teratology.* 23:40A,1981
- CP** Hartig, P. C. and Hunter, E. S. 1998. effects of overexpression of human p53 on arsenite-induced dysmorphology on mouse embryos in Culture. *Thirty-eighth Annual Meeting of the Teratology Society and the 22nd Annual Meeting of the Neurobehavioral Teratology Society and 11th International Conference of the Organization of Teratology Information*
- In Vit** Hatayama, T., Takahashi, H., and Yamagishi, N. 1997. reduced induction of hsp70 in pc12 cells during neuronal differentiation. *Journal of Biochemistry* 122(5): 904-10.
- Acu** Hatch, R. C., Clark, J. D., and Jain, A. V. 1978. use of thiols and thiosulfate for treatment of experimentally induced acute arsenite toxicosis in cattle. *American Journal of Veterinary Research* 39(9): 1411-1414.
- No Oral** Hattori, K., Nishikawa, M., Fujita, K., Mashiko, M., Arima, T., and Ichiki, Y. 1983. epidermal

and follicular changes on the mouse skin induced by arsenic trioxide solution (arsenous acid) administration as drinking water: microscopic and ultrastructural Studies. *J Natl Def Med Coll.* 8 (2). 1983. 132-138.

- Phys** Hauser, G. J., Dayao, E. K., Wasserloos, K., Pitt, B. R., and Wong, H. R. 1996. hsp induction inhibits inos mrna expression and attenuates hypotension in endotoxin-challenged rats. *American Journal of Physiology* 271(6 Pt 2): H2529-35.
- In Vit** Haveman, J., Li, G. C., Mak, J. Y., and Kipp, J. B. A. 1986. chemically induced resistance to heat treatment and stress protein synthesis in cultured mammalian cells. *International Journal of Radiation Biology & Related Studies in Physics Chemistry & Medicine.* 50 (1). 1986. 51-64.
- Mix** Haynes, R., Minyard, J., Collins, J., Sparks, T., and Hill, J. 1980. weight gains and arsenic depletion rate in steers fed broiler litter. *Res. Rep. - Miss. Agric. For. Exp. Stn. (1980).* 5(5): 4 pp.
- Phys** Head Mark W(A), Corbin Elaine, and Goldman James E. 1994. coordinate and independent regulation of alpha-b-crystallin and hsp27 expression in response to physiological stress. *Journal of Cellular Physiology* 159(1): 41-50.
- Rev** Healy, Sheila M., Wildfang, Eric, Zakharyan, Robert A., and Aposhian, H. Vasken. 1999. diversity of inorganic arsenite biotransformation. *Biol. Trace Elem. Res. (1999)* 68(3): 249-266
- No COC** Hedlund, B., Norin, H., Christakopoulos, A., Alberts, P., and Bartfai, T. 1982. acetylarsenocholine: a cholinergic agonist. *Journal of Neurochemistry* 39(3): 871-3.
- Mix** Heindel, J. J., George, J. D., and Fail, P. A. 1990. final report on the reproductive toxicity of a chemical mixture in cd-1-swiss mice: volume 2, laboratory supplement. *NTIS Technical Report (NTIS/PB91-158451) 1990 Nov;:189 Pp.*
- Mix** Heindel, Jerold J., Chapin, Robert E., George, Julia, Gulati, Dushyant K., Fail, Patricia A., Barnes, Leta H., and Yang, Raymond S. H. 1995. assessment of the reproductive toxicity of a complex mixture of 25 groundwater contaminants in mice and rats. *Fundam. Appl. Toxicol.* 25(1): 9-19.
- HHE** Henderson, P., Hale, T. W., Shum, S., and Habersang, R. W. 1985. n-acetylcysteine therapy of acute heavy metal poisoning in mice. *Veterinary and Human Toxicology* 27(6): 522-5.
- No Oral** Henderson, P., Hale, T. W., Shum, Shu, and Habersang, R. W. 1985. n-acetylcysteine therapy of acute heavy metal poisoning in mice. *Vet. Hum. Toxicol. (1985)* 27(6): 522-5.
- In Vit** Henle, K. J., Norris, J. S., and Lumpkin, C. K. 1990. heat-induced protein dephosphorylation in chinese hamster ovary cells. *Biomedica Biochimica Acta* 49(1): 35-44.
- Surv** Henny, C. J., Blus, L. J., and Grove, R. A. western grebe, aechmophorus occidentalis, wintering biology and contaminant accumulation in commencement bay, Puget sound, Washington (usa). *Can Field-nat; 104 (3).* 1990. 460-472.
- Phys** Henriksen, E. J. 1991. effects of phenylarsine oxide on insulin-stimulated system a amino acid uptake in skeletal muscle. *American Journal of Physiology* 261(4 Pt 1): C608-13 .

- Aquatic** Herbel, M. J., Tanji, K. K., Dahlgren, R. A., and Gao, S. 1996. acidification of agricultural evaporation ponds: effects on traceelement chemistry in sediment-water core microcosms. *Journal of Environmental Quality* 25(4): 732-742.
- Abstract** Hermayer, K. L., Stake, P. E., and Shippe, R. L. 1977. evaluation of dietary zinc, cadmium, tin, lead, bismuth and arsenictoxicity in hens. *Poult. Sci.* 56(5): 1721-1722.
- Prim** Heywood, R. and Sortwell, R. J. arsenic intoxication in the rhesus monkey. *Toxicol. Lett.* (1979) 3(3): 137-44..
- CP** Hill, C. H. reductions in mortality of phosphorus deficient chicks by vanadium arsenic selenium and cadmium. *Meeting of the Federation of American Societies for Experimental Biology (Faseb) Part II, Anaheim, California, Usa, April 5-9, 1992. Faseb (Fed Am Soc Exp Biol) J.* 6 (5). 1992. A1651.
- Rev** Hill, C. H. 1975. interrelationships of selenium with other trace elements. *Fed. Proc.* 34(11): 2096-2100.
- Rev** Hill, C. H. and Matrone, G. 1970. chemical parameters in the study of in vivo and in vitro interactions of transition elements. *Federation Proceedings.* 29(4): 1474-81.
- Acu** Hill, E. F., Heath, R. G., Spann, J. W., Spann, J. W., and Williams, J. D. 1975.
- Mix** Hilliard, E. P. and Pearce, G. R. 1978. limitations of guidelines governing rates of application of pig manure to land. *Agriculture and Environment.* 4 (1). 1978 65-76.
- No Dose** Hilliard, E. P. and Pearce, G. R. 1936. variability in the composition of commercial pig diets with particularreference to minerals. *Australian Journal of Experimental Agriculture and Animal Husbandry*
- Acu** Hilmy, A. M., El-Domiaty, N. A., Kamal, M. A., Mohamed, M. A., and Abou Samra, W. E. 1991. effect of some arsenic antagonists on the toxicity, distribution and excretion of arsenite and arsenate in rats. *Comp. Biochem. Physiol. C: Comp. Pharmacol. Toxicol.* 99C(3): 357-62
- Acute** Hirata, M, Tanaka, A, Hisanaga, A, and Ishinishi, N. 1990. effects of glutathione depletion on the acute nephrotoxic potential of arsenite and on arsenic metabolism in hamsters. *Toxicol Applied Pharmacol.* 106: 496-481.
- Acute** Hirata, Miyuki, Tanaka, Akiyo, Hisanaga, Akira, and Ishinishi, Noburu. 1990. effects of glutathione depletion on the acute nephrotoxic potential of arsenite and on arsenic metabolism in hamsters. *Toxicol. Appl. Pharmacol. (1990)* 106(3): 469-81.
- Nut def** Hirunuma, R., Sotogaku, N., Endo, K., Enomoto, S., Ambe, S., and Ambe, F. 1999. time dependence of distribution of radioactive trace elements in se-deficient rats . application of the multitracer technique. *J. Radioanal. Nucl. Chem. (1999)* 239(1): 213-215.
- Acu** Hochadel, J. F. and Waalkes, M. P. 1997. sequence of exposure to cadmium and arsenic determines the extent of toxic effects in male fischer rats. *Toxicology* 116(1-3): 89-98.
- Diss** Hodel, M. 1994. *Untersuchungen Zur Festlegung Und Mobilisierung Der Elemente As, Cd, Ni Und Pb an Ausgewaehlten Festphasen Unter Besonderer Beruecksichtigung Des Einflusses Von Huminstoffen. (Investigation into the Immobilization and Mobilization of the Elements As, Cd, Ni*

and Pb at Selected Solid Phases With Special Regard to the Influence of Humic Matter).
<NOTE> Diss. (Dr.Rer.Nat.)

- Surv** Hoernfeldt, Birger and Nyholm, N. Erik I. 1996. breeding performance of tengmalm's owl in a heavy metal pollution gradient. *J. Appl. Ecol.* 33(2): 377-386 .
- Rev** Hoffman, D. J. measurements of toxicity and critical stages of development. wildlife toxicology and population modeling: integrated studies of agroecosystems . (*SETAC Special Publications Series*) 1994;:47-7
- Rev** Hoffman, D. J. 1994. measurements of toxicity and critical stages of development. *Wildlife Toxicology and Population Modeling: Integrated Studies of Agroecosystems (SETAC Special Publications Series)* .: 47-7.
- No Oral** Holmberg, R. Jr. 1969. interrelationships of selenium, cadmium and arsenic in mammalian teratogenesis. *Arch. Environ. Health.* 18(6): 837-7.
- No Oral** Holmberg REFermVH Jr. 837. interrelationships of selenium, cadmium and arsenic in mammalian teratogenesis. *Arch. Environ. Health;* 18(6)
- No Oral** Holson, J. F., Stump, D. G., Ulrich, C. E., and Farr, C. H. 1999. absence of prenatal developmental toxicity from inhaled arsenic trioxide in Rats. *Toxicological Sciences.* 51 (1). 1999. 87-97.
- No Oral** Holson, JF, Stump, DG, Ulrich, CE, and Farr, CH. 1999. absence of prenatal developmental toxicity from inhaled arsenic trioxide in rats. *Toxicological Sciences.* 51(1): 87-97.
- Mix** Hong, H. L., Yang, R. S. H., and Boorman, G. A. residual damage to hematopoietic system in mice exposed to a mixture of groundwater contaminants. *Toxicol. Lett. (1991)* 57(1): 101-11 .
- Mix** Hong, H. L., Yang, R. S. H., and Boorman, G. A. 1992. alterations in hematopoietic responses in b6c3f1 mice caused by drinking a mixture of 25 groundwater contaminants. *J. Environ. Pathol. Toxicol. Oncol.* 11(2): 65-74 .
- Mix** Hong, H. L., Yang, R. S. H., and Boorman, G. A. 1993. enhancement of myelotoxicity induced by repeated irradiation in mice exposed to a mixture of groundwater contaminants. *Arch. Toxicol.* 67(5): 358-64.
- Acu** Hood, R. D., Thacker, G. T., Patterson, B. L., and et, a. I. 1978. prenatal effects of oral versus intraperitoneal sodium arsenate in Mice. *Journal of Environmental Pathology and Toxicology* 1(6): 857-864.
- CP** Hood, R. D. 1981. toxicology of prenatal exposure to arsenic. *Arsenic: ind Biomed Environ Perspect Proc Arsenic Symp 1981 134-150,1983*
- No Oral** Hood, R. D. 1998. developmental effects of methylated arsenic metabolites in mice. *Bulletin Of Environmental Contamination And Toxicology.* 61(2): 231-238.
- Abstract** Hood, R. D., Baxley, M. N., and Harrison, W. P. 1979. evaluation of chromated copper arsenate(cca)for Teratogenicity. *Teratology* 19:31A,1979
- Abstract** Hood, R. D., Baxley, M. N., and Harrison, W. P. 1979. evaluation of chromated copper arsenate

for teratogenicity. *Teratology*. 19 (2). 1979 31a

- No Oral** Hood, R. D., Harrison, W. P., and Vedel, G. C. 1982. evaluation of arsenic metabolites for prenatal effects in the Hamster. *Bull Environ Contam Toxicol* 29:679-687,1982
- Abstract** Hood, R. D., Harrison, W. P., and Vedel, G. C. 1982. prenatal effects of arsenic metabolites in the Hamster. *Teratology* 25(2):50A,1982
- Abstract** Hood, R. D., Nemecek, M. D., Holson, J. F., and Farr, C. H. 1988. effects of mid-gestational exposure of mice and rabbits to arsenic acid. *Toxicologist* 1998 Mar;42(1-S):258
- Dup** Hood, R. D., Thacker, G. T., Patterson, B. L., and Szczech, G. M. 1978. pre natal effects of oral vs intra peritoneal sodium arsenate in mice.. *Journal of Environmental Pathology and Toxicology*. 1 (6). 1978. 857-864.
- Mix** Hood, R. D. and Vedel-Macrandner, G. C. 1984. evaluation of the effect of bal (2,3-dimercaptopropanol) on arsenite-induced teratogenesis in mice. *Toxicology and Applied Pharmacology* 73(1): 1-7.
- Acute** Hood, RD. 1972. effects of sodium arsenite on fetal development. *Bull. Environ. Contam. Toxicol.* 7(4): 216-222.
- Org met** Hood, RD. 1998. developmental effects of methylated arsenic metabolites in mice. *Bull. Environ. Contam. Toxicol.* 61: 231-238.
- No Oral** Hood, RD and Bishop, SL. 1972. teratogenic effects of sodium arsenate in mice. *Arch, Environ. Health.* 24(1): 62-65.
- No oral** Hood, RD, Harrison, WP, and Vedel, GC. 1982. evaluation of arsenic metabolites for prenatal effects in the hamster. *Bull. Environ. Contam. Toxicol.* 29(6): 679-687.
- Acute** Hood, RD, Thacker, GT, and Patterson, BL. 1977. effects in the mouse and rat of prenatal exposure to arsenic. *Env Health Perspect.* 19: 219-222.
- CP** Hood, Ronald D. arsenic as a teratogen. *DOE Symp. Ser. (1978)* Volume Date 1977, 47(Dev. Toxicol. Energy-Relat. Pollut.): 536-44.
- No Oral** Hood, Ronald D. 1972. effects of sodium arsenite on fetal development. *Bull. Environ. Contam. Toxicol.* (1972) 7(4): 216-22.
- No Oral** Hood, Ronald D. embryonic, placental, and maternal uptake and retention of dimethylarsinic acid by species relatively sensitive (rat) or resistant (mouse) to its developmental toxicity. *Res. Commun. Pharmacol. Toxicol.* (1998) 3(3 & 4): 99-104 CODEN: RCPTFY; ISSN: 1087-1101.
- No Oral** Hood Ronald D. 1972. effects of sodium arsenite on fetal development. *Bulletin of Environmental Contamination and Toxicology*,7(4): 216-222, April 1972
- No Oral** Hood, Ronald D. and Bishop, Sally L. 1972. teratogenic effects of sodium arsenate in mice. *Arch. Environ. Health* (1972) 24(1): 62-5.
- Acute** Hood, Ronald D. and Harrison, William P. 1982. effects of prenatal arsenite exposure in the hamster. *Bull. Environ. Contam. Toxicol.* (1982) 29(6): 671-8.

- No Oral** Hood, Ronald D. and Pike, Charles T. 1972. bal [2,3-dimercaptopropanol] alleviation of arsenate-induced teratogenesis in mice. *Teratology* (1972) 6(2): 235-7.
- Dup** Hood, Ronald D., Thacker, Gary T., Patterson, Barbara L., and Szczech, George M. 1978. prenatal effects of oral versus intraperitoneal sodium arsenate in mice. *J. Environ. Pathol. Toxicol.* (1978) 1(6): 857-64.
- Unrel** Hooghe, R. J., Maisin, J. R., Vander Plaetse, F., Urbain, J., and Urbain-Vansanten, G. 1988. the effect of prenatal or early postnatal irradiation on the production of anti-arsenate antibodies and cross-reactive idiotypes. *International Journal of Radiation Biology and Related Studies in*
- Herp** Hopkins, W. A., Mendonca, M. T., Rowe, C. L., and Congdon, J. D. 1998. elevated trace element concentrations in southern toads, *bufo terrestris*, exposed to coal combustion waste. *Arch Environ Contam Toxicol.* 35(2): 325-9.
- Surv** Hornfeldt, B. and Nyholm, N. EI. 1996. breeding performance of tengmalm's owl in a heavy metal pollution gradient. *Journal of Applied Ecology.* 33(2): 377-386.
- No Oral** Horovitz, C. T. and ZIV, G. 1988. susceptibility of staphylococcus-aureus of bovine udder origin to antimicrobial drugs and heavy Metals. *Isr J Vet Med.* 44 (2). 119-123.
- Surv** Hothem, R. L. and Ohlendorf, H. M. 1989. contaminants in foods of aquatic birds at kesterson reservoir california usa 1985. *Arch Environ Contam Toxicol.* 18(6): 773-786.
- Surv** Hothem, R. L. and Welsh, D. 1994. contaminants in eggs of aquatic birds from the grasslands of central california. *Arch Environ Contam Toxicol.* 27(2): 180-5.
- Abstract** Howell, G and Hill, CH. 1977. effects of arsenic in chicks. *Fed. Proc.* 36: 1094.
- Rev** Howell, J. M., <Editors> Masters, D. G., and White, C. L. 1996. toxicities and excessive intakes of minerals. <book>detection and treatment of mineral nutrition problems in grazingsheep. 95-117.
- Rev** Howell, J. M., Masters, D. G., and White, C. L. 1996. toxicities and excessive intakes of minerals. *Detection and Treatment of Mineral Nutrition Problems in Grazing Sheep.* 95-117.
- Unrel** Howick, C. D. and Creffield, J. W. 1975. the development of a standard laboratory bio-assay technique with *Mastotermes darwiniensis froggatt* (isoptera: mastotermitidae). *Zeitschrift Fur Angewandte Entomologie.* 78(2): 126-138.
- In Vit** Huang, H., Huang, C. F., Wu, D. R., Jinn, C. M., and Jan, K. Y. 1993. glutathione as a cellular defence against arsenite toxicity in cultured chinese hamster ovary cells. *Toxicology* (1993) 79(3): 195-204..
- Surv** Hudec, K., Kredl, F., Pellantova, J., Svobodnik, J., and Svobodova, R. 1988. residues of chlorinated pesticides pcb and heavy metals in the eggs of water birds in southern moravia Czechoslovakia. *Folia Zool.* 37(2): p157-166.
- Acu** Hudson, R, Tucker, R, and Haegele M. 1984. handbook of toxicity of pesticides to wildlife. *US Fish and Wildlife Service Resource Publication.* 153.: 90.
- Rev** Hueper, WC and Payne, WW. 1962. experimental studies in metal carcinogenesis. *Arch.*

Environ. Health. 5: 445-462.

- Surv** Hui, Clifford A. 1998. metal and trace element burdens in two shorebird species at two sympatric wintering sites in southern california. *Environ. Monit. Assess. (1998)* 50(3): 233-247.
- Mix** Hullinger, G., Sangster, L., Colvin, B., and Frazier, K. 1998. bovine arsenic toxicosis from ingestion of ashed copper-chrome-arsenatetreated timber. *Veterinary and Human Toxicology* 40(3): 147-148.
- CP** Hunter, E. S. 1998. selenite prevents the dysmorphology and early phase cell cycle changes produced by arsenite in mouse embryos in Culture. *Thirty-eighth Annual Meeting of the Teratology Society and the 22nd Annual Meeting of the Neurobehavioral Teratology Society and 11th International Conference of the Organization of Teratology Information*
- CP** Hunter, E. S Iii, Elstein, K. H., and Zucker, R. M. 1997. studies of the pathogenesis of arsenite-induced Dysmorphology. *Joint Meeting of the Teratology Society Thirty-seventh Annual Meeting and Tenth International Conference of the Organization of Teratology Information Services*
- Acute** Inamasu, T. 1983. arsenic metabolites in urine and feces of hamsters pretreated with pcb. *Toxicol Appl Pharmacol.* 71: 142-152.
- Acu** Inns, R. H., Bright, J. E., and Marrs, T. C. 1988. comparative acute systemic toxicity of sodium arsenite and dichloro(2-chlorovinyl)arsine in rabbits. *Toxicology (1988)* 51(2-3): 213-22.
- CP** Inns, R. H., Bright, J. E., and Marrs, T. C. 1986. comparative acute toxicity of sodium arsenite and dichloro-2-chlorovinylarsine. *British Toxicology Society Meeting*
- Drug** Inns, R. H., Rice, P., Bright, J. E., and Marrs, T. C. 1990. evaluation of the efficacy of dimercapto chelating agents for the treatment of systemic organic arsenic poisoning in rabbits. *Human & Experimental Toxicology* 9(4): 215-20.
- FL** Inouye, M. 1989. teratology of heavy metals: mercury and other contaminants. *Senten Ijo* 1989;29:333-44 29: 333-344.
- Rev** Int Task Group Metal Interact. 1978. factors influencing metabolism and toxicity of metals a consensus Report. *Environ Health Perspect.* (25). 1978 3-41
- Abstract** Irgolic, KJ and Irvin, TR. 1987. arsenic compounds in water and organisms. *Abstr. Pap. Am. Chem. Soc.* 194: 3264.
- FL** Isar, M., Isar, O., Poleacu, I., Bellea, S., Groza, I., Nemteanu, S., Popescu, V., Raducanescu, H., Popii, V. B., Togoe, I., Borhan, G., Popescu, I., Bosinceanu, M., Iacoban, N., and Boier, L. 1983. effect of biological sludge given to piglets and fattening pigs. *Lucrarile Stiintifice Ale Institutului De Biologie Si Nutritie Animala* 12: 59-72.
- Acu** Ishida, Kazuo and Shirakawa, Takako. 1969. histopathological studies of liver and kidney of mice injected with lethal doses of pesticides. *Niigata Norin Kenkyu (1969)* : No. 21, 183-201..
- FL** Ishinishi, Noburu, Tomita, Masako, and Hisanaga, Akira. 1980. chronic toxicity of arsenic trioxide in rats with special reference to liver damages. *Fukuoka Igaku Zasshi (1980)* 71(1):

- FL** Ishizaki, Mutsuo. 1980. studies on pharmacokinetics of arsenicals in rats. *Nippon Eiseigaku Zasshi (1980)* 35(3): 584-96.
- CP** Ishizaki, Mutsuo, Ueno, Seiichi, Oyamada, Noritaka, Kubota, Kaoru, Yamaguchi, Seiya, and Fujiki, Motoo. 1979. studies on arsenical behavior in rats. *Kankyo Osen Busshitsu to Sono Tokishikorojii Shinpojumu [Koen Yoshishu]*, 6th : 93-4 Publisher: Nagasaki-shi Ishi Kaikan, Nagasaki, Japan.
- In Vit** Jacobs, J., Roussel, R., Roberts, M., Marek, D., Wood, S., Walton, H., Dwyer, B., Sinclair, P., and Sinclair, J. 1998. effect of arsenite on induction of cyp1a and cyp2h in primary cultures of chick Hepatocytes. *Toxicology and Applied Pharmacology*. 150 (2). 1998. 376-382.
- Reg** Jacobson-Kram, D. and Montalbano, D. 1985. the reproductive effects assessment group's report on the mutagenicity of inorganic arsenic. *Environmental Mutagenesis* 7(5): 787-804.
- Org met** Jaghabir, MTW, Abdelghani, AA, and Anderson, AC. 1989. histopathological effects of monosodium methanearsonate on new zealand white rabbits (*Oryctolagus cuniculus*). *Bull. Environ. Contam. Toxicol.* 42: 289-293.
- No Control** James, L. F., Lazar, V. A., and Binns, W. 1966. effects of sublethal doses of certain minerals on pregnant ewes and fetal development. *Am J Vet Res.* 27(116): 132-135.
- Unrel** Japenga, J., Zschuppe, K. H., De Groot, A J., and Salomons, W. 1990. heavy metals and organic micropollutants in floodplains of the river waal (netherlands) a distributary of the river rhine, (netherlands), 1958-1981. *NETH J AGRIC SCI.* 38(3A): 381-397.
- HHE** Jelovsek, Frederick R., Mattison, Donald R., and Chen, James J. 1989. prediction of risk for human developmental toxicity: how important are animal studies for hazard identification? *Obstet. Gynecol. (N. Y.) (1989)* 74(4): 624-36 .
- FL** Jennings, F. W. 1988. the potentiation of arsenicals with difluoromethylornithine (DFMO): experimental studies in murine trypanosomiasis. *Bulletin De La Societe De Pathologie Exotique Et De Ses Filiales; 81 (3*
- Unrel** Jennings, F. W., Gichuki, C. W., Kennedy, P. G., Rodgers, J., Hunter, C. A., Murray, M., and Burke, J. M. 1997. the role of the polyamine inhibitor eflornithine in the neuropathogenesis of experimental murine african trypanosomiasis. *Neuropathology and Applied Neurobiology* 23(3): 225-34.
- Surv** Johnson, E. V., Mack, G. L., and Thompson, D. Q. 1976. effects of orchard pesticide applications on breeding Robins. *Wilson Bull.* 88: 16-35.
- Drug** Johnson, P. W., Boray, J. C., and Plant, J. W. 1989. itchmite in sheep. *Wool Technology and Sheep Breeding* 37(3): 136-145.
- Rev** Jones-Davies, W. J. 1972. tick control and a history of tick resistance. *Rhodesian Veterinary Journal* 2(No.4): 53-59.
- No Oral** Jorgensen, M., Grosvik, B. E., Hamre, K., and Goksoyr, A. 1998. induction of heme oxygenase in fish by heavy metals, phenylhydrazine and high lipid diets. *Marine Environmental Research*

46(1/5): 559-561.

- Mix** Kaalaas, John Atle, Ringsby, Thor Harald, and Lierhagen, Syverin. 1995. metals and selenium in wild animals from norwegian areas close to russian nickel smelters. *Environ. Monit. Assess.* (1995) Volume Date 1995, 36(3): 251-70.
- Org met** Kailaswar, S. A., Burte, R. G., Pawar, S., and Toro, V. A. 1997. effect of dietary supplementation of roxarsone and livol on the performance of broilers. *Indian Journal of Animal Nutrition* 14(4): 279-280.
- Surv** Kalas, JA, Ringsby, TH, and Lierhagen, S. 1995. metals and selenium in wild animals from norwegian areas close to nickel smelters. *Environ. Monitoring Assess.* 36: 251-270.
- Unrel** Kalra, R. A. 1977. pesticides residues - their implications and the job of a residue analyst. *Pesticides* 11(10): 13-17 1977 (17 References).
- FL** Kamil'dzhanov, A. Kh, Ubaidullaev, R. U., and Akbarov, A. A. 1986. studying the combined effect of arsenic trioxide and germanium dioxide during their hygienic standardization in the atmospheric air. *Gigiena i Sanitariya.* 0 (8). 1986. 82-84.
- FL** Kamkin, A. B. 1982. reevaluation of maximum permissible concentrations of arsenic trioxide in the environmental air of inhabited Areas. *Gig Sanit (1):6-9,1982*
- FL** Kamkin, A. B. review of the maximum permissible concentration of arsenic trioxide in the atmosphere of populated places. *Gig Sanit (1):6-9,1982*
- In Vit** Kanti, A. and Smith, M. A. 1997. effects of heavy metals on chondrogenic differentiation of embryonic chick limb Cells. *In Vitro Toxicology.* 10(3): 329-338.
- In Vit** Kapahi, P., Boulton, M. E., and Kirkwood, T. B. 1999. positive correlation between mammalian life span and cellular resistance to stress. *Free Radical Biology & Medicine* 26(5-6): 495-500.
- No Oral** Karnofsky, D. A. 1955. assay of chemotherapeutic agents on the developing chick embryo. *Cancer Res* 15(suppl 3):83-85,1955
- Mix** Karunski, A. I., Kryuchkova, E. F., and Niki'burskii, N. I. 1993. wastes from sugarbeet production in the feeding of pigs and chickens. *Zootekhniya.*(9): 15-18.
- Acu** Katayama, Masayuki, Sugawa-Katayama, Yohko, and Nakano, Yukihiro. study on arsenic metabolism in animals by neutron activation analysis. *Kyoto Daigaku Genshiro Jikkensho Gakujutsu Koenkai Hobunshu (1994)* 28: 67-72.
- Acu** Katayama, Masayuki, Sugawa-Katayama, Yohko, and Otsuki, Kazuko. 1994. effects of hijiki feeding on arsenic distribution in rats administered large doses of arsenate. *Appl. Organomet. Chem.* (1994) 8(3): 259-64.
- Acu** Katayama, Masayuki, Sugawa-Katayama, Yohko, and Tamura, Tomoko. 1992. arsenic distribution in rats fed a hijiki diet. *Appl. Organomet. Chem.* (1992) 6(4): 389-92.
- Acu** Kato, Y., Maki S-I, Matano, O., and Goto, S. 1980. trans placental bio accumulation of organo arsenate in rat fetal blood after ferric methane arsonate Administration. *J Pestic Sci (Nihon Noyakugaku Kaishi).* 5 (3). 1980. 427-430.

- No Oral** Katsnel'son, B. A., Neizvestnova, Ye. M., and Blokhin, V. A. 1986. stomach carcinogenesis induction by chronic treatment with arsenic. *Vopr. Onkol. (1986)* 32(3): 68-73.
- In Vit** Kawasaki, Hiroshi, Moriguchi, Tetsuo, Matsuda, Satoshi, Li, Hong Zen, Nakamura, Shun, Shimohama, Shun, Kimura, Jun, Gotoh, Yukiko, and Nishida, Eisuke. 1996. ras-dependent and ras-independent activation pathways for the stress-activated-protein-kinase cascade. *Eur. J. Biochem. (1996)* 241(2): 315-321.
- In Vitro** Keith, R. L., Gandolfi, A. J., McIntyre, L. C. Jr., Ashbaugh, M. D., and Fernando, Q. 1999. analysis of heavy metal deposition in renal tissue by sectional mapping using pixe. *Nucl. Instrum. Methods Phys. Res. Sect. B (1999)*: 149(1,2), 167-176.
- Unrel** Kelley, Timothy R., Pancorbo, Oscar C., Merka, William C., Thompson, Sidney A., Cabrera, Miguel L., and Barnhart, Harold M. 1998. accumulation of elements in fractionated broiler litter during re-utilization. *J. Appl. Poult. Res.* 7(1): 27-34 .
- Org Met** Kennedy, S., Rice, D. A., and Cush, P. F. 1986. neuropathology of experimental 3-nitro-4-hydroxyphenylarsonic acid toxicosis in pigs. *Veterinary Pathology* 23(4): 454-461.
- Acute** Kenyon, E. M., Hughes, M. F., Del Razo, L. M., Edwards, B. C., Mitchell, C. T., and Levander, O. A. 1999. influence of dietary selenium on the disposition of arsenate and arsenite in the female b6c3f1 mouse. *Environ. Nutr. Interact. (1999)* 3(2): 95-113.
- Nut def** Kenyon, E. M., Hughes, M. F., and Levander, O. A. 1997. influence of dietary selenium on the disposition of arsenate in the female b6c3f1 mouse. *J Toxicol Environ Health.* 51(3): 279-99.
- Carc** Kerkvliet, N. Isaacson and Steppan, L. Baecher. 1980. immunotoxicology studies of sodium arsenate - effects of exposure on tumor growth and cell-mediated tumor immunity. *J. Environ. Pathol. Toxicol. (1980)* 4(5-6): 65-79.
- Org met** Kerr, KB, Narveson, JR, and Lux, FA. 1969. toxicity of an organic arsenical, 3-nitro-4-hydroxyphenylarsonic acid: residues in chicken tissues. *J. Agr. Food Chem.* 17(6): 1400-1402.
- Mix** Kienholz, E. W., Ward, G. M., Johnson, D. E., Baxter, J., Braude, G., and Stern, G. 1979. metropolitan denver colorado usa sewage sludge fed to feedlot steers. *Journal of Animal Science.* 48 (4): 735-741.
- In Vit** Kim, Y. J., Shuman, J., Sette, M., and Przybyla, A. 1983. arsenate induces stress proteins in cultured rat myoblasts. *Vol. 96, No. 2, Pp. 393-400 J. Cell Biol.*
- An Prod** Kinabo, L. D. B. 1993. pharmacology of existing drugs for animal trypanosomiasis. *Acta Tropica* 54(3-4): 169-183.
- No Oral** King, J. R., Peters, B. P., and Monteiro-riviere, N. A. laminin in the cutaneous basement membrane as a potential target in lewisite vesication. *Toxicology and Applied Pharmacology.* 126 (1). 1994. 164-173.
- FL** Kirilenko, A. V. 1975. avitellina arctica in rangifer tarandus. *Veterinariya, Moscow (7)*: 58-59.
- Drug** Kirilenko, A. V. 1975. trials of some anthelmintics for monieziasis in rangifer tarandus. *<Document Title> Bor'Ba s Boleznymi Sel'Skokhozyaistvennykh Zhivotnykhv Zabaikal'e i Na Dal'Nem Vostoke, Vyp. 2.* 77-80.

- Acu** Kitagawa, H., Saito, H., Sugimoto, T., Yanaura, S., Kitagawa, H., Hosokawa, T., and Sakamoto, K. 1982. effects of diiospropyl-1,3-dithiol-2-ylidene malonate (nkk-105) on acute toxicity of various drugs and heavy metals. *Journal of Toxicological Sciences* 7(2): 123-34.
- Rev** Klaassen, C. D. and Liu, Jie. 1997. role of metallothionein in cadmium-induced hepatotoxicity and nephrotoxicity: new horizons in chemical-induced liver injury. *Drug Metab. Rev.* 29(1-2): 79-102.
- Drug** Klakow F-J, Mueller, M., and Jonas, K. 1986. use of magnesium chloride brine in drinking water for prophylaxis against grass tetany of cattle. *Monatshefte Fuer Veterinaermedizin.* 41 (15). 1986. 505-509.
- Unrel** Klee, S. R., Tzschaschel, B. D., Falt, I., Karnell, A., Lindberg, A. A., Timmis, K. N., and Guzman, C. A. 1997. construction and characterization of a live attenuated vaccine candidate against shigella dysenteriae type 1. *Infection and Immunity* 65(6): 2112-8.
- BioX** Klee, S. R., Tzschaschel, B. D., Singh, M., Falt, I., Lindberg, A. A., Timmis, K. N., and Guzman, C. A. 1997. construction and characterization of genetically-marked bivalent anti-shigella dysenteriae 1 and anti-shigella flexneri y live vaccine candidates. *Microbial Pathogenesis* 22(6): 363-76.
- CP** Kluge-Berge, S., <Editors> Ingkaninun, P., and Poomvise, P. 1993. residues of potentially harmful substances in norwegian slaughteranimals. <Document Title>Proceedings, 11th International Symposium of the World Association of Veterinary Food Hygienists, 24-29 October 1993, Bangkok, Thailand. 471-474.
- In Vit** Knapp, F. F. 1981. Nuclear Medicine Technology Progress Report for Quarter Ending June 30, 1980
- Unrel** Knapp, F. F. Jr. 1981. nuclear medicine technology. progress report, quarter ending march 31, 1980. *Govt Reports Announcements & Index (GRA&I)*
- Meth** Kobayashi, Yoshinori. 1989. development of an x-ray fluorescence element mapping spectrometer and its application to biological samples. *Kagaku Gijutsu Kenkyusho Hokoku (1989)* 84(12): 643-54.
- Method** Kogure, K. and Alonso, O. F. 1978. a pictorial representation of endogenous brain atp by a bioluminescent method. *Brain Research* 154(2): 273-84.
- Surv** Kohiyama Masatake, Kanematsu Hiromu, and Niiya Isao. 1992. studies on the behavior of trace components in oils and fats during processing for edible use: iv. decrease of trace metals in oils and fats during deacidifying, bleaching and deodorizing. *Journal of the Japan Oil Chemists' Society* 41(12): 1180-1184.
- Phys** Koizumi, T., Yamauchi, R., Irie, A., Negishi, M., and Ichikawa, A. 1991. induction of a 31,000-dalton stress protein by prostaglandins d2 and j2 in porcine aortic endothelial cells. *Biochemical Pharmacology* 42(4): 777-85.
- FL** Kojima, H. studies on developmental pharmacology of arsenite part 2 effect of arsenite on pregnancy nutrition and hard tissue.. *Folia Pharmacologica Japonica.* 70 (2). 1974 149-163
- FL** Kojima, H. 1974. [developmental pharmacology of arsenic. 2. effect of arsenic on pregnancy,

nutritional state and hard tissue]. *Nippon Yakurigaku Zasshi* 70(2): 149-63 .

- BioAcc** Kollmer, W. E. arsenic in induced hair of the rat and its relation to the content in various organs during chronic exposure. *J. Trace Elem. Electrolytes Health Dis.* (1992) 6(1): 11-14.
- Acu** Kollmer, W. E. the dose response of arsenic in induced hair of the rat and its relation to the content in various organs following acute exposure. *J. Trace Elem. Electrolytes Health Dis.* (1990) 4(2): 79-85
- Acute** Kondo, M and Ichikawa, I. 1999. acute effects of orally administered sodium arsenate on heme biosynthetic enzymes in the tissues of three strains of mice. *Applied Organometallic Chem.* 13: 649-654.
- Acute** Kondo, Masao and Ichikawa, Isamu. 1999. acute effects of orally administered sodium arsenate on heme biosynthetic enzymes in the tissues of three strains of mice. *Appl. Organomet. Chem.* (1999) 13(9): 649-654 .
- Acu** Kondo, Masao and Ichikawa, Isamu. 1994. different acute effects of oral and intratracheal administration of disodium arsenate and gallium arsenide on heme synthesis in rats. *Appl. Organomet. Chem.* (1994) 8(3): 215-21.
- FL** Kopbosynov, B. 1976. prophylaxis of anoplocephalata infections in sheep. *Veterinariya, Moscow* (6): 60-61.
- Abstract** Koropatnick Jim(A), Pearson-Sharpe Jane, and Fisman Michael. 1994. arsenic treatment induces accumulation of proteins derived from amyloid precursor protein (app) in rat liver and brain. *Neurobiology of Aging* 15(SUPPL. 1): S66.
- FL** Koshkina, N. G., Logachev, E. D., and Tishchenko, L. G. 1978. fine morphology of the genital organs of moniezia when normal andaction of some anthelmintics. *Trudy Kazakhskogo Nauchno-Issledovatel'Skogo Veterinarnogo Instituta (Voprosy Veterinarnoi Parazitologii v Kazakhstane)* 17: 100-102.
- FL** Kozlov, V. I., Pugachev, M. K., and Terman, O. A. 1990. [direct action of low-intensity laser irradiation on the morphofunctional status of the zona fasciculata of the adrenal cortex of white rats]. <original> napravlennoe vozdeistvie nizkointensivnogo lazernogo izlucheniia na morfofunktional'noe sostoianie puchkovoii zony kory nadpochechnikov u beloi krysy. *Biulleten' Eksperimental'noi Biologii i Meditsiny* 109(6): 598-600.
- Unrel** Kradel, J. 1971. (the environment and plant protection.). *Prakt. Schaedlingsbekaempfer*; 23(5): 64-9 1971
- FL** Krasovskii, G. N. and Pozhidaeva, N. V. 1984. [comparative toxicity of inorganic compounds containing 3- and 5-valent arsenic with respect to health standards for water]. <original> sravnitel'naia toksichnost' neorganicheskikh soedinenii, soderzhashchikh trekh- i piativalentnyi mysh'iak, v sviazi s ikh higienicheskim reglamentirovaniem v vode. *Gigiena i Sanitariia* (4): 9-11.
- No Oral** Kraus, R. J. and Ganther, H. E. 1989. synergistic toxicity between arsenic and methylated selenium compounds. *Biol Trace Elem Res.* 20(1-2): 105-114.
- FL** Krause, U and Anke, M. 1988. (arsenic intake by man and animals). *Zent. Bl. Pharm.*

Pharmakother. Lab. Diagn. 127: 363-364.

- No Oral** Kreppel, H. 1993. metallothionein and arsenic toxicity. *Met.-Met. Interact. [Symp.]* : 129-48. Editor(s): Elsenhans, Bernd; Forth, Wolfgang; Schuemann, Klaus. Publisher: Bertelsmann Found. Publ., Guetersloh, Germany..
- Acu** Kreppel, H., Kolb, K., Reichl, F. X., Fichtl, B., and Forth, W. 1988. pretreatment with low doses of cadmium or zinc decreases lethality in mice acutely poisoned with arsenic. *Trace Elem. Anal. Chem. Med. Biol. Proc. Int. Workshop, 5th (1988)*: 594-600. Editor(s): Braetter, Peter; Schramel, Peter. Publisher: de Gruyter, Berlin, Fed. Rep. Ger.
- No Oral** Kreppel, Helmut, Liu, Jie, Liu, Yaping, Reichl, Franz Xaver, and Klaassen, Curtis D. 1994. zinc-induced arsenite tolerance in mice. *Fundam. Appl. Toxicol. (1994)* 23(1): 32-7.
- No Oral** Kreppel, Helmut, Paepcke, Uwe, Thiermann, Horst, Szinicz, Ladislaus, Reichl, Franz X., Singh, Pramod K., and Jones, Mark M. 1993. therapeutic efficacy of new dimercaptosuccinic acid (dmsa) analogs in acute arsenic trioxide poisoning in mice. *Arch. Toxicol. (1993)* 67(8): 580-5
- No Oral** Kreppel, Helmut, Reichl, Franz X., Kleine, Andreas, Szinicz, Ladislaus, Singh, Pramod K., and Jones, Mark M. 1995. antidotal efficacy of newly synthesized dimercaptosuccinic acid (dmsa) monoesters in experimental arsenic poisoning in mice. *Fundam. Appl. Toxicol. (1995)* 26(2): 239-45
- No Dose** Kruckenberg, S. M., Cook, J. E., and Feldman, B. F. 1975. clinical toxicities of pet and caged rodents and rabbits. *Vet. Clin. N. Am.* 5(4): 675-684; 1975.
- Surv** LaDelfe, C. M. 1981. *Detailed Geochemical Survey Data Release for the San Andres-Oscura Mountains Special Study Area, New Mexico. GJBX-215-81; LA-8016-MS*
- Surv** Lagally, H. R., Biddle, G. N., and Siewicki, T. C. 1980. *Cadmium Retention in Rats Fed Either Bound Cadmium in Scallops or Cadmium Sulfate*
- Surv** Lagally, H. R., Biddle, G. N., and Siewicki, T. C. 1980. cadmium retention in rats fed bound cadmium in scallops or cadmium sulfate. *Nutr Rep Int.* 21(3): 351-364.
- HHE** Lagerkvist, B. E. and Linderholm, H. 1986. cold hands after exposure to arsenic or vibrating tools - effects of ketanserine on finger blood-pressure and skin temperature. *Acta Pharmacologica Et Toxicologica* 58(5): 327-332.
- Bio Acc** Lakso, JU and Peoples, SA. 1975. methylation of inorganic arsenic by mammals. *J. Agric. Food Chem.* 23(4): 674-676.
- Unrel** Lambert, H., Charette, S. J., Bernier, A. F., Guimond, A., and Landry, J. 1999. hsp27 multimerization mediated by phosphorylation-sensitive intermolecular interactions at the amino terminus. *Journal of Biological Chemistry* 274(14): 9378-85.
- In Vit** Landry, J. and Chretien, P. 1983. relationship between hyper thermia induced heat shock proteins and thermo tolerance in morris hepatoma cells.. *Canadian Journal of Biochemistry and Cell Biology.* 61 (6). 1983. 428-437.
- Rev** Langlands, J. P., Bowles, J. E., Donald, G. E., and Smith, A. J. 1986. Commonwealth Scientific

and Industrial Research Organization Armidale Australia Div. of Animal Production. 1986. selenium excretion in sheep. *Australian Journal of Agricultural Research*. V. 37(2) P. 201-209

- Unrel** Lanks, K. W., Kasambalides, E. J., Chinkers, M., and Brugge, J. S. 1982. a major cytoplasmic glucose-regulated protein is associated with the rous sarcoma virus pp60src protein. *Journal of Biological Chemistry* 257(15): 8604-7.
- No Oral** Lappas, G. D., Karl, I. E., and Hotchkiss, R. S. 1994. effect of ethanol and sodium arsenite on hsp-72 formation and on survival in a murine endotoxin model. *Shock* 2(1): 34-9; discussion 40.
- Carcin** Larsson, Sture, Karlberg, Ingvar, Selin, Eva, Daneryd, Peter, and Peterson, Hans Inge. 1987. trace element changes in serum and skeletal muscle compared to tumor tissue in sarcoma-bearing rats. *In Vivo (1987)* 1(3): 131-40.
- In Vit** Laszlo, A. 1988. the relationship of heat-shock proteins thermotolerance and protein synthesis. *Experimental Cell Research*. 178 (2). 1988. 401-414.
- Unrel** Laszlo Andrei. 1992. the thermoresistance state: protection from initial damage or better repair? *Experimental Cell Research* 202(2): 519-531.
- Phys** Laszlo Andrei(A) and Li Gloria C. 1993. effect of amino acid analogs on the development of thermotolerance and on thermotolerant cells. *Journal of Cellular Physiology* 154(2): 419-432.
- FL** Laukova, A. 1994. metal ion resistance in rumen staphylococci. *Veterinarni Medicina* 39(7): 389-395.
- Unrel** Laukova A(A) and Kmet, V. 1993. metal ion resistance of the bacteriocin producing enterococci. *Asian-Australasian Journal of Animal Sciences* 6(3): 441-445.
- FL** Lebedeva, N. V. 1996. population ecotoxicology of Birds. *Doklady Akademii Nauk*. 351(3): 425-429.
- Org met** Ledet, A. E. and Buck, W. B. AU <Editors> F. W. Oehme CS State Univ. toxicity of organic arsenicals in feedstuffs. <Document Title> *Toxicity of Heavy Metals in the Environment. Part 1*
- Rev** Ledet, AE and Buck, WB. toxicity of organic arsenicals in feedstuffs. in *Oehme, FW (Ed) Toxicity of Heavy Metals in the Environment. Part 1.*: 375-391.
- Org met** Ledet, AE, Duncan, JR, Buck, WB, and Ramsey, FK. 1973. clinical, toxicological, and pathological aspects of arsenic acid poisoning in swine. *Clin. Toxicol.* 6: 439.
- In Vit** Lee, T. C., Huang, R. Y., and Jan, K. Y. 1985. sodium arsenite enhances the cytotoxicity, clastogenicity, and 6-thioguanine-resistant mutagenicity of ultraviolet light in chinese hamster ovary cells. *Mutation Research* 148(1-2): 83-9.
- In Vit** Lee, T. C., Kao, S. L., and Yih, L. H. 1991. suppression of sodium arsenite-potentiated cytotoxicity of ultraviolet light by cycloheximide in chinese hamster ovary cells. *Archives of Toxicology* 65(8): 640-5.
- In Vit** Lee, T. C., Lee, K. Cc, Chang, C., and J Wo, W. L. cell cycle dependence of the cytotoxicity and clastogenicity of sodium arsenite in chinese hamster ovary cells. *Bull Inst Zool Acad Sin*

(Taipei); 25 (1). 1986. 91-98.

- In Vit** Lee, T. C., Oshimura, M., and Barrett, J. C. 1985. comparison of arsenic-induced cell transformation, cytotoxicity, mutation and cytogenetic effects in syrian hamster embryo cells in culture. *Carcinogenesis* 6(10): 1421-6.
- In Vit** Lee, Y. J. and Dewey, W. C. 1987. effect of cycloheximide or puromycin on induction of thermotolerance by sodium arsenite in chinese hamster ovary cells: involvement of heat shock proteins. *Journal of Cellular Physiology* 132(1): 41-8.
- Unrel** Lee, Y. J., Perlaky, L., Dewey, W. C., Armour, E. P., and Corry, P. M. 1990. differences in thermotolerance induced by heat or sodium arsenite cell killing and inhibition of protein synthesis. *RADIAT RES. Radiation Research.* 121 (3). 1990. 295-303.
- Surv** Lehn, P. J., Pate, B. D., King, D. R., and Voigt, R. C. 1972. evaluation of the effects of defoliant on the animal communities of test area c-52a, Eglin air force base, Florida. 90.
- No Oral** Leikin, J. B., Goldman-Leikin, R. E., Evans, M. A., Wiener, S., and Hryhorczuk, D. O. 1991. immunotherapy in acute arsenic poisoning. *Journal of Toxicology. Clinical Toxicology* 29(1): 59-70.
- Mix** Levander, L. C. O.A. Argrett. effects of arsenic, mercury, thallium and lead on selenium metabolism in rats. *Toxicol. Appl. Pharmacol.*; 14(2) 308-1914.
- Rev** Levander, O. A. 1972. metabolic interrelationships and adaptations in selenium toxicity. *Ann N Y Acad Sci.* 192: 181-92.
- CP** Levander, O. A. and Morris, V. C. effect of arsenite on the metabolism of excess selenium fed to rats as selenite or high-selenium yeast. *Spurenelem.-Symp.: Arsen* 3rd (1980): 69-74. Editor(s): Anke, Manfred; Schneider, Hans-Joachim; Brueckner, Chr. Publisher: Friedrich-Schiller- Univ. Jena Abt. Wiss. Publ., Jena, Ger. Dem. Rep.
- In Vit** Levander, O. A., Morris, V. C., and Higgs, D. J. 1973. acceleration of thiol-induced swelling of rat liver mitochondria by selenium. *Biochemistry* 12(23): 4586-90.
- Mix** Levander, Orville A. and Argrett, L. C. 1969. effects of arsenic, mercury, thallium, and lead on selenium metabolism in rats. *Toxicol. Appl. Pharmacol. (1969)* 14(2): 308-14.
- No Dose** Levkutova, M., Revajova, V., Levkut, M. 1998. and Leng, L.. 1998. subpopulations of lymphocytes in cattle naturally infected with papillomavirus. *Acta Veterinaria Hungarica.* V. 46(1) P. 13-18
- No Oral** Lewis, S. C. 1975. acute lethality of selected heavy metals in spontaneously hypertensive rats. *Toxicology and Applied Pharmacology.* 33 (1). 1975 128
- No Dose** Li, D., Cutress, T. W., and Li, X. 1996. [an experimental study on effects of arsenic on dental fluorosis in rats]. *Chung-Hua Yu Fang i Hsueh Tsa Chih* 30(6): 354-6.
- In Vit** Li, G. C. 1983. induction of thermotolerance and enhanced heat-shock protein-synthesis in chinese-hamster fibroblasts by sodium arsenite and by ethanol. *Journal Of Cellular Physiology* 115(2): 116-122.

- In Vit** Li, Gloria C. 1983. induction of thermotolerance and enhanced heat shock protein synthesis in chinese hamster fibroblasts by sodium arsenite and by ethanol. *J. Cell. Physiol.* (1983) 115(2): 116-22.
- In Vit** Li, Gloria C. and Werb, Zena. 1982. correlation between synthesis of heat shock proteins and development of thermotolerance in chinese hamster fibroblasts. *Proc. Natl. Acad. Sci. U. S. A.* (1982) 79(10): 3218-22.
- No Dose** Li, W., Chien, P. K., and Furst, A. 1994. evaluation of three antidotes on arsenic toxicity in the common earthworm (*Lumbricus terrestris*). *Journal of Applied Toxicology* 14(3): 181-3.
- FL** Li, Y. and Zhu, H. 1997. [a study on the relation between nitric oxide and abnormal development of embryos]. *Wei Sheng Yen Chiu* 26(3): 162-6.
- FL** Li, Yong, Sun, Mianling, Wu, Desheng, and Chen, Xing. 1999. toxicity of combination of selenium, fluoride and arsenic on rat embryos. *Weisheng Yanjiu* (1999) 28(2): 74-75.
- No Oral** Li, Yong, Yu, Zaifang, and Zhu, Huigang. 1998. role of programmed cell death in mediating arsenic-induced rat embryo anomalies. *Weisheng Yanjiu* (1998) 27(2): 91-94.
- Sed** Liber K(A) and Sobey S(A). 1999. toxicity of uranium, nickel and arsenic to hyalella azteca in spiked-sediment toxicity tests. *Canadian Technical Report of Fisheries and Aquatic Sciences* (2293): 107.
- Surv** Lipa, J. J. and Trojanowski, H. 1977. study on the effect of pesticides on the useful microflora and fauna of farmlands and gardens in Poland. *Postepy Nauk Roln.* 24(2): 77-94 1977 (77 References).
- Plant** Liu Donghua(A), Jiang Wusheng(A), and Li Deshen. 1993. effects of aluminium ion on root growth, cell division, and nucleoli of garlic (*Allium sativum* L.). *Environmental Pollution* 82(3): 295-299.
- In Vit** Liu, Y. signal transduction pathways in response to stress. *Crisp Data Base National Institutes Of Health*
- Org met** Lowry, K. R. and Baker, D. H. 1989. amelioration of selenium toxicity by arsenicals and cysteine. *J Anim Sci.* 67(4): 959-65. Ref ID: 1445
- Unrel** Lu, Fung Jou. 1990. fluorescent humic substances and blackfoot disease in taiwan. *Appl. Organomet. Chem.* (1990) 4(3): 191-5.
- Gene** Lu, T. Hong, Pepe, J., Lambrecht, R. W., and Bonkovsky, H. L(A). 1996. regulation of metallothionein gene expression. studies in transfected primary cultures of chick embryo liver cells. *Biochimie (Paris)* 78(4): 236-244.
- Unrel** Luthman, M. and Holmgren, A. 1982. rat liver thioredoxin and thioredoxin reductase ec-1.6.4.5 purification and characterization. *Biochemistry.* 21 (26). 1982 (Recd. 1983). 6628-6633.
- Unrel** Luthman, M. and Holmgren, A. 1982. rat liver thioredoxin and thioredoxin reductase: purification and characterization. *Biochemistry* 21(26): 6628-33.
- Gene** Lynn, S., Lai, H. T., Gurr, J. R., and Jan, K. Y. 1997. arsenite retards dna break rejoining by

inhibiting dna ligation. *Mutagenesis* 12(5): 353-8.

- FL** Ma, Long, Zhang, Chen, Liu, Wenjie, Wang, Huaixing, and Jiang, Ping. 1994. effects of arsenic on the offspring development in mice. *Zhonghua Yufang Yixue Zazhi (1994)* 28(1): 20-3
CODEN: CHYCDW; ISSN: 0253-9624.
- No Oral** Machado, A. F., Hovland, D. N. Jr, Pilafas, S., and Collins, M. D. 1999. teratogenic response to arsenite during neurulation: relative sensitivities of c57bl/6j and swv/fnn mice and impact of the Splotch Allele. *Toxicological Sciences* 51(1): 98-107 .
- Cp** Machado, A. F., Hovland, D. N. Jr, Scott, W. J., and Collins, M. D. 1997. teratogenic responses to cadmium and arsenite relative sensitivity of c57bl-6 and swv mice. *Joint Meeting of the Teratology Society Thirty-seventh Annual Meeting and Tenth International Conference of the Organization of Teratology Information Services*
- No Oral** Machado, AF, Hovland, DN Jr, Pilafas, S, and Collins, MD. 1999. teratogenic response to arsenite during neurulation: relative sensitivities of c57bl/6j and swv/fnn mice and impact of the splotch allele. *Toxicol. Sci.* 51(1): 98-107.
- Abstract** Machado, AF, Hovland, DN Jr., Scott, WJ, and Collins, MD. 1997. teratogenic responses to cadmium and arsenite: relative sensitivity to c57bl/6 and swv mice. *Teratology.* 55(1): 40.
- Surv** MacNeil, J. D., Patterson, J. R., Salisbury, C. D. C., and Tessaro, S. V. 1990. an investigation of the trace element status of bison in wood buffalonalational park and of ranch-raised bison in saskatchewan, canada. *International Journal of Environmental Analytical Chemistry.* 41(3 + 4): 99-104.
- No Oral** Macquillan, M. J. and Shipp, E. 1976. evaluation of chlorpyrifos and chlorpyrifos-methyl for control of dermestes-maculatus coleoptera dermestidae on sheep skins.. *Journal of Stored Products Research.* 12 (2). 1976 93-96.
- FL** Maehashi, H. 1974. studies on arsenic metabolism .8. effects of polytamin and polypepton in diet on absorption, cumulation and excretion of arsenic in rats. *Folia Pharmacologica Japonica* 70: P89.
- FL** Maehashi, Hiroshi. 1997. toxicology of metals with a special emphasis on the biotransformation of arsenic and metal chelating agents, dmsa and dmpps. *Matsumoto Shigaku (1997)* 23(3): 145-153.
- Acu** Maehashi, Hiroshi and Yamaguchi, Yuriko. 1983. treatment of arsenic poisoning with heavy metal antagonists in mice. *Matsumoto Shigaku (1983)* 9(1): 47-51.
- Unrel** Mahaffey, K. R. 1977. mineral concentrations in animal tissues certain aspects of federal drug administration regulatory role. *Journal of Animal Science* 44 (3): 509-515.
- Dup** Mahaffey, K. R., Capar, S. G., Gladen, B. C., and Fowler, B. A. 1981. concurrent exposure to lead, cadmium, and arsenic. effects on toxicity and tissue metal concentrations in the rat. *J Lab Clin Med.* 98(4): 463-481.
- Chem Method** Maher, W. A. 1989. some observations on the determination of total arsenic in biological tissues. *Microchemical Journal* 40(1): 132-135.

- No Dose** Maitai, C. K., Kamau, J. A., Gacuhi, D. M., and Njoroge, S. 1975. an outbreak of arsenic and toxaphene poisoning in kenyan cattle. *Veterinary Record* 96(No.7): 151-152.
- Acute** Maitani, T, Saito, N, Abe, M, Uchiyama, S , and Saito, Y. 1987. chemical form-dependent induction of hepatic zinc-thionein by arsenic administration and effect of co-administered selenium in mice. *Toxicol. Letters.* 39(1): 63-70.
- Acute** Maitani, Tamio, Saito, Nobuko, Abe, Mayumi, Uchiyama, Sadao, and Saito, Yukio. 1987. chemical form-dependent induction of hepatic zinc-thionein by arsenic administration and effect of co-administered selenium in mice. *Toxicol. Lett. (1987)* 39(1): 63-70.
- Acu** Malishevskaya, A. S., Grudina, L. M., and Laisheva, M. M. 1966. distribution of arsenic and mercury in the blood and organs of animals during acute poisoning. *Tr. Kaz. Nauch.-Issled. Vet. Inst. (1966)* : 12, 281-4.
- Gene** Mandel, H. G., Triester, S. R., and Szapary, D. 1970. interference of barbiturates with pyrimidine incorporation. 3. studies on the mechanism of the amobarbital-urotate relationship. *Biochemical Pharmacology* 19(6): 1879-92.
- CP** Marafante, E., Rade, J., Pietra, R., Sabbioni, E., and Bertolero, F. 1980. metabolic fate of inorganic arsenic in laboratory animals. *Spurenelem.-Symp.: Arsen 3RD* : 49-55. Editor(s): Anke, Manfred; Schneider, Hans-Joachim; Brueckner, Chr. Publisher: Friedrich-Schiller- Univ. Jena Abt. Wiss. Publ., Jena, Ger. Dem. Rep..
- Org met** Marafante, E. and Vahter, M. 1986. the effect of dietary and chemically induced methylation deficiency on the metabolism of arsenate in the rabbit. *Acta Pharmacol. Toxicol. Suppl.* 59(7): 35-8.
- Acute** Marafante, E., Vahter, M., and Dencker, L. 1984. metabolism of arsenocholine in mice, rats and rabbits (presence in seafood products). *The Science Of The Total Environment.* Mar 15, 1984. v. 34 (3) p. 223-240. ill.
- Unrel** Marin-Padilla, M. 1980. morphogenesis of experimental encephalocele cranioschisis occulta. *J NEUROL SCI. Journal of the Neurological Sciences.* 46 (1). 1980. 83-100.
- Unrel** Markovits, Andres, Conejeros, Raul, Lopez, Luis, and Lutz, Mariane. 1992. evaluation of marine microalga nannochloropsis sp. as a potential dietary supplement. chemical, nutritional and short term toxicological evaluation in rats. *Nutr. Res. (N. Y.) (1992)* 12(10): 1273-84.
- Mix** Marshall, SP, Hayward, FW, and Meagher, WR. 1963. effects of feeding arsenic and lead upon their secretion in milk. *J. Dairy Sci.* 46: 580.
- HHE** Mascolo, N., Summa, V., and Tateo, F. 1999. characterization of toxic elements in clays for human healing use. *Appl. Clay Sci.* 15(5-6): 491-500.
- Acu** Mason, R. W. and Edwards, I. R. 1989. acute toxicity of combinations of sodium dichromate, sodium arsenate and copper sulfate in the rat. *Comp. Biochem. Physiol. C: Comp. Pharmacol. Toxicol.* 93C(1): 121-5 .
- No Oral** Mason, R. W., Edwards, I. R., and Fisher, L. C. 1987. fetotoxicity and teratogenicity of sodium dichromate sodium arsenate and copper sulfate in rats. *Proc Univ Otago Med Sch.* 65(3): 59-60.

- No Oral** Mason, R. W., Edwards, I. R., and Fisher, L. C. 1989. teratogenicity of combinations of sodium dichromate sodium arsenate and copper sulfate in the rat. *Comp Biochem Physiol C Comp Pharmacol Toxicol.* 93(2): 407-412.
- Surv** Mathews N E and Porter W F. 1989. acute arsenic toxication of a free-ranging white-tailed deer in new york. *Journal of Wildlife Diseases* 25. 126(1): 132-135.
- FL** Matsumoto, N., Iijima, S., and Katsunuma, H. 1975. fetal body burden of chemicals and its effect on fetal Growth. *Congen Anom.* 15: 245-246.
- Abstract** Matsumoto, N., Okino, T., Katsunuma, H., and Iijima, S. 1973. effects of na-arsenate on the growth and development of fetal Mice. *Teratology.* 8:98,1973
- FL** Matsumoto, N., Okino, T., Katsunuma, H., and Iijima, S. 1974. effect of sodium arsenite on growth and development of fetal mice. *;* 13 (3). 1973 (RECD 1974) *Congenital Anomalies.* 13(3): 175-176.
- Unrel** Mattingly, M. E., Mattingly, J. R. Jr, and Martinez-Carrion, M. 1982. phosphorus-31 nmr of mitochondrial aspartate amino transferase ec-2.6.1.1 the effects of solution ph and ligand binding. *Journal of Biological Chemistry.* 257 (15). 1982. 8872-8878.
- Nut def** Maurice, D. V., Jensen, L. S., and Tojo, H. 1979. comparison of fish meal and soybean meal in the prevention of fatty liver-hemorrhagic syndrome in caged layers. *Poultry Science* 58(4): 864-870.
- FL** Mayer, Gabor, Csorba, Erzsebet, Dura, Gyula, Vincze, Istvan, Vargha, Laszlo, and Deak, Zsuzsanna. 1989. experimental examination of dermal absorption of arsenic. *Egeszsegtudomány (1989)* 33(3-4): 265-74.
- Abstract** McDorman, EW, Collins, BW, Moore, T, George, MH, DeAngelo, AB, Mass, MJ, and Allen, JW. 1989. micronucleus analysis in mice chronically exposed to arsenic in drinking water. *Environ. Molecular Mutagenesis.* 31(Supp. 29): 39.
- Alt** McDowell, L. R., Froseth, J. A., and Piper, R. C. 1978. influence of arsenic sulfur cadmium tellurium silver and selenium on the selenium vitamin e deficiency in the pig. *NUTR REP INT.* 17(1): 19-34.
- Abstract** McDowell, L. R., Froseth, J. A., Piper, R. C., and Dyer, I. A. 1971. selenium retention in the pig. *Journal of Animal Science.* 33 (1). 1971 235-236
- HHE** McGown, E. L., van Ravenswaay, T., and Dumlao, C. R. 1987. histologic changes in nude mouse skin and human skin xenografts following exposure to sulfhydryl reagents: arsenicals. *Toxicologic Pathology* 15(2): 149-56.
- FL** Medovar, E. N. and Grigor'eva, V. A. 1973. effect of microsome fractions on glycolysis in skeletal muscles of normal rabbits and those with dystrophy. *Ukr. Biokhim. Zh. (1973)* 45(4): 387-92.
- FL** Merenyuk, G. V. and Burdenko, T. A. 1969. toxicology of copper-containing pesticides. *Zdravookhranenie (1969)* 12(5): 23-6.
- Unrel** Merry, R. H. and Tiller, K. G. 1986. the effects of contamination of soil with copper, lead and

arsenic on the growth and composition of plants. i. effects of season, genotype, soil temperature, and fertilizers. *Plant and Soil*. 91: 115-128.

- Gene** Mertens, F., Urbain, J., and Slaoui, M. 1989. in vivo induction of a/j anti-ars responses with different ranges of affinities: correlation between affinity and cri idiotype dominance. *Molecular Immunology* 26(9): 859-64.
- FL** Mertin, D., Hanusova, E., Suvegova, K., and Stepanok, V. 1995. concentration of some trace elements in the fur of greenland nutriaduring ontogenesis. *Scientifur* 19(4): 277-280.
- Mix** Meshkov, N. V. and Gadzhieva, Z. M. 1949-1954. pathomorphological changes in the peroral action of the arsenic - containing pesticides, zinc fluoroarsenate and barium fluoroarsenate. *Vopr. Pitaniya*; 28(4)
- In Vit** Meunier J-C and Dalziel, K. 1978. kinetic studies of glyceraldehyde 3 phosphate dehydrogenase ec-1.2.1.12 from rabbit muscle. *European Journal of Biochemistry*. 82 (2). 1978 483-492.
- In Vit** Meunier, J. C. and Dalziel, K. 1978. kinetic studies of glyceraldehyde-3-phosphate dehydrogenase from rabbit muscle. *European Journal of Biochemistry* 82(2): 483-92.
- Unrel** Miera, F. R., Langhorst, G., McEllin, S., and Montoya, C. 1984. *Environmental Studies Conducted at the Fenton Hill Hot Dry Rock Geothermal Development Site. LA-9967-MS*
- Unrel** Miera, F. R. Jr, Langhorst, G., McEllin, S., and Montoya, C. 1984. environmental studies conducted at the fenton hill hot dry rock geothermal development site. *Govt Reports Announcements & Index (GRA&I)*.(Issue 24,)
- Surv** Mikkelsen, R. L., Page, A. L., and Bingham, F. T. 1986. geochemistry and health in california: recent experiences with selenium. *Trace Subst. Environ. Health (1986)* : 20, 413-23 .
- Unrel** Miller, J. J. a, Read, B. J., Wentz, D. J., and Heaney, D. J. 1996. major and trace element content of shallow groundwater associated with dryland saline soils in southern alberta. *Water Quality Research Journal of Canada*. 31(1): 101-117.
- Carcin** Milner, John E. 1969. effect of ingested arsenic on methylcholanthrene-induced skin tumors in mice. *Arch. Environ. Health (1969)* 18(1): 7-11.
- Unrel** Mirkes, Philip E. and Little, Sally A. 1998. teratogen-induced cell death in postimplantation mouse embryos: differential tissue sensitivity and hallmarks of apoptosis. *Cell Death Differ.* (1998) 5(7): 592-600.
- In Vit** Mirkes, Philip E a, Doggett, Barbar, and Cornel, Leanne. 1994. induction of a heat shock response (hsp 72) in rat embryos exposed to selected chemical teratogens. *Teratology*. 49(2): 135-142.
- No oral** Mitchell, RD, Ayala-Fierro, F, and Carter, DE. 2000. systemic indicators of inorganic arsenic toxicity in four animal species. *J. Toxicol Environ Health, Part A*. 59(2): 119-134.
- Acute** Mitchell Roger D, Ayala-Fierro Felix, and Carter Dean E(A). 2000. systemic indicators of inorganic arsenic toxicity in four animal species. *Journal of Toxicology and Environmental Health Part A* 59(2): 119-134.

- Acu** Mitra, K., Kundu, S. N., and Khuda Bukhsh, A. R. 1999. efficacy of a potentized homoeopathic drug (arsenicum album-30) in reducing toxic effects produced by arsenic trioxide in mice: ii. on alterations in body weight, tissue weight and total protein. *Complementary Therapies in Medicine* 7(1): 24-34.
- In Vit** Mivechi, N. F. and Dewey, W. C. 1985. DNA polymerase alpha and beta activities during the cell cycle and their role in heat radiosensitization in chinese hamster ovary cells.. *Radiation Research*. 103 (3). 1985. 337-350.
- In Vitro** Mohelska, H., Bencko, V., Smetana, K., and Hyncica, V. 1980. ultrastructural changes in hepatocytes of mice exposed to arsenic in drinking water. *Experimentelle Pathologie* 18(5): 275-81.
- No Dose** Monies, R. J. 1997. arsenic poisoning in a dairy heifer following contamination of aredundant industrial site with a wood tanalising (preserving) compound(copper sulfate, potassium dichromate, and arsenic pentoxide). *Cattle Practice* 5(4): 307-312.
- Nut def** Montessuit, C, Bonjour, JP, and Caverzasio, J. 1994. pi transport regulation by chicken growth plate chondrocytes. *Am. J. Physiol.* 267: E24-31.
- Bio Acc** Mora, M. A. and Anderson, D. W. 1995. selenium, boron, and heavy metals in birds from the mexicali valley baja california mexico. *Bul Environ Contamin Toxicol* . 54(2): p198-206.
- Abstract** Morimoto, Hiroshi, Noro, Harunobu, Otaki, Hiroyasu, and Takagi, Hisao. 1978. influence of dietary minerals on their distribution in broilers. *Nippon Kakin Gakkaishi (1978)* 15(6): 296-301.
- No Dose** Morris, HP, Lang, EP, Morris, HJ, and Grant, RL. 1938.*J. Pharmacol. Exp. Ther.* 64: 420.
- Organic** Morrison, JL. 1969. distribution of arsenic from poultry litter i broiler chickens, soil, and crops. *J. Agr. Food Chem.* 17(6): 1288-1290.
- Coded** Morrison, L. L. and Chavez, E. R. 1983. selenium-arsenic interaction in the weanling pig. *Canadian Journal of Animal Science* 63(1): 239-246.
- No Oral** Morrissey, R. E., Fowler, B. A., Harris, M. W., Moorman, M. P., Adkins, B., and Schwetz, B. A. 1989. effect of arsine on prenatal development of swiss (cd-1) mice and fischer 344 rats. *Toxicologist 1989 Feb/Mar;9(1):32*
- No Oral** Morrissey, Richard E. and Mottet, N. Karle. 1983. arsenic-induced exencephaly in the mouse and associated lesions occurring during neurulation. *Teratology (1983)* 28(3): 399-411.
- Aquatic** Motas, C. 1970. pesticides. their effects on animals and man. water pollution aspects. *Ocotirea Nat.; 14(1): 21-33; 1970 ; (REF:41)*
- FL** Mourek, Jindrich, Trojan, S., Trojanova, M., Pruzkova, V., and Jilek, L. 1970. changes in the resistance of central nervous system to anoxia produced by some metabolic substrates and enzyme inhibitors during ontogenesis. *Sb. Lek. (1970)* 72(11-12): 302-11.
- Surv** Moxham, JW and Coup, MR. 1968. arsenic poisoning of cattle and other domestic animals. *New Zealand Vet J.* 16: 161-165.

- FL** Mravcova, A. 1985. combined effect of arsenic and selenium administered to mice in drinking water. *Cesk. Hyg. (1985)* 30(5): 257-68.
- Mix** Mueller W-U and Streffer, C. 1987. risk to preimplantation mouse embryos of combinations of heavy metals and radiation. *European Late Effects Project (Eulep) Symposium on Effects after Combined Exposure to Ionizing Radiation and Chemical Substances Held in Connection with the Annual Meeting of the European Society for Radiation Biology, Pisa, Italy, September 19, 1986. Int J Radiat Biol Relat Stud Phys Chem Med.* 51 (6). 1987. 997-1006.
- Unrel** Mukherjee Paramita, Poddar Sandeep, Talukder Geeta, and Sharma Archana(A). 1999. protection by black tea extract against chromosome damage induced by two heavy metals in mice. *Pharmaceutical Biology* 37(3): 243-247.
- Unrel** Murphy, B. J. and Brosnan, M. E. 1976. subcellular localization of ornithine decarboxylase in liver of and growth-hormone-treated rats. *Biochemical Journal* 157(1): 33-9.
- No Dose** Mutenda, E. K., Sparkes, M. J., and Dixon, H. B. 1995. arsenite release on enzymic transformation of arsonomethyl substrate analogues: a potentially lethal synthesis by glycerol-3-phosphate dehydrogenase. *Biochemical Journal* 310(Pt 3): 983-8.
- Unrel** Mylona, Photini V., Polidoros, Alexios N., and Scandalios, John G. 1998. modulation of antioxidant responses by arsenic in maize. *Free Radical Biol. Med. (1998)* 25(4/5): 576-585.
- FL** Nadeenko, V. G. and Lenchenko, V. G. 1977. nature of the combined action of small doses of certain elements-antagonists. *Gig Sanit (8):30-34,1977*
- FL** Nadeenko, V. G. and Lenchenko, V. G. regularities of the combined action of small doses of certain antagonistic elements. *Gigiena i Sanitariya. (8). 1977 30-34.*
- FL** Nadeenko, V. G. and Lenchenko, V. G. 1977. (on the nature of the combined effects of small doses of some antagonists). *Gigiena i Sanitariya* No. 8: 30-34.
- FL** Nadeenko, V. G., Lenchenko, V. G., Genkina, S. B., and Arkhipenko, T. A. effect of tungsten, molybdenum, copper and arsenic on the intrauterine development of the fetus. *Farmakol. Toksikol. (Moscow) (1978)* 41(5): 620-3.
- FL** Nadeenko, V. G., Lenchenko, V. G., Genkina, S. B., and Arkhipenko, T. A. 1978. the influence of tungsten, molibdenum, copper and arsenic on the intrauterine development of the fetus. *Farmakol Toksikol(moscow) 41:620-623,1978*
- FL** Nadeenko, V. G., Lenchenko, V. G., Genkina, S. B., and Arkhipenko, T. A. 1978. [effect of wolfram, molybdenum, copper and arsenic on intrauterine fetal development]: <original> vliianie vol'frama, molibdena, medi i mysh'iaka na vnutriutrobnoe razvitie ploda. *Farmakol Toksikol.* 41(5): 620-3.
- FL** Nadeenko, V. G., Lenchenko, V. G., and Krasovskii, G. N. 1987. combined effect of metals during their intake with drinking water. *Gig. Sanit. (1987) (12): 9-12.*
- Fate** Naegle, S. R., Yousef, M. K., and Barton, J. T. 1983. biokinetics of arsenic-74, cadmium-109, and lead-203: effects of age, ambient temperature and previous exposure. *Trace Subst. Environ. Health (1983)* : 17, 344-9.

- No Oral** Nagymajtenyi, L., Selyes, A., and Berencsi, G. 1985. chromosomal-aberrations and fetotoxic effects of atmospheric arsenic exposure in mice. *Journal Of Applied Toxicology* 5(2): 61-63.
- Rev** NAS, Subcommittee on Mineral Toxicity Committee on Animal Nutrition. 1980.: 588.
- Org met** Naveen, P. K., Ananthasubramaniam, C. R., and Devasia, P. A. 1977. studies on the use of arsenicals in layer poultry rations. *Indian J. Nutr. Diet.* 14(2): 47-51 .
- Org met** Naveen, P. K., Ananthasubramaniam, C. R., and Devasia, P. A. Kerala 1977. Agricultural Univ. Mannuthy India Coll. of Veterinary and Animal Sciences. Dept. of Nutrition. 1977. effects of feeding arsenicals on growth in poultry [chickens, india]. *Kerala Journal of Veterinary Science. V. 8(1) P. 31-36*
- CP** Nedkova, L. and <Editors> Botev, N. 1996. effects of arsenic supply on the growth, health and some biochemical parameters in pheasants (*phasianus colhicus mongolicus*). <. *Document Title>The Game and the Man. Proceedings International Union of Game Biologists 22nd Congress Sofia, Bulgaria, 4-8 September 1995.* 461-467.
- Diss** Neiger R.D. 1988. effects of chronic dietary inorganic arsenic in dogs. *DISS. ABST. INT. PT. B - SCI. & ENG* VOL. 48, NO. 7: 189 pp^.
- Diss** Neiger, Regg Darwyn. 1987. effects of chronic dietary inorganic arsenic in dogs. *Avail.: Univ. Microfilms Int. Order No. DA8721915 From: Diss. Abstr. Int. B 1988, 48. 7. 1910.* 189 pp.
- Acu** Neklesova, I. E., Egorova, N. V., and Kudrina, M. A. 1966. fungicidal properties and toxicity with respect to warm-blooded animals or thioesters of certain acids of trivalent arsenic. *Proc. Acad. Sci. USSR*
- No Oral** Newman, J. R. 1980. *Effects of Air Emissions on Wildlife Resources.* <NOTE> *Air Pollution and Acid Rain Rept. No. 1. FWS/OBS-80/40.1*
- Unrel** Ngu Mary, Moya Elena, and Magan Naresh(A). 1998. tolerance and uptake of cadmium, arsenic and lead by fusarium pathogens of cereals. *International Biodeterioration & Biodegradation* 42(1): 55-62.
- Unrel** Nielsen, F. H. 1981. consideration of trace element requirements for preparation of chemically defined media. *The Growth Requirements of Vertebrate Cells in Vitro* : 68-81.
- Nut Def** Nielsen, F. H. 1990. new essential trace elements for the life sciences. *Biol Trace Elem Res.* 26-27: 599-611.
- Diss** Nielsen, F. H., Myron, D. R., and Uthus, E. O. 1978. newer trace elements - vanadium (v) and arsenic (as) deficiency signs and possible metabolic roles. *Trace Elem. Metab. Man Anim. Proc. Int. Symp., 3rd* : Meeting Date 1977, 244-7. Editor(s): Kirchgessner, M. Publisher: Arbeitskreis Tierernaehrungsforschung Weihenstephan Inst. Ernaehrungsphysiol., Freising-Weihenstephan, Ger..
- Abstract** Nielsen, FH, Givand, SH, and Myron, DR. evidence of a possible requirement for arsenic by the rat. *Fed. Proc.* 34: 923.
- Rev** Nielsen, Forrest H., Hunt, Curtiss D., and Uthus, Eric O. 1980. interactions between essential

trace and ultratrace elements. *Ann. N. Y. Acad. Sci.* (1980) 355(Micronutr. Interact.: Vitam., Miner., Hazard. Elem.): 152-64/

- HHE** Nishino, Y. Shimane Univ. Matsue Japan Faculty of Agriculture, Bairinji, M., Tanikawa, M., Takahashi, A., Nakao, T., and Tanaka, C. 1992. effect of wood treated with wood preservatives on living body. *Bulletin of the Faculty of Agriculture - Shimane University.* (No.26) P. 91-95
- An Prod** Niven, D. R. and Pritchard, D. A. 1985. effects of control of the sheep body louse (*Damalinia ovis*) on woolproduction and quality. *Australian Journal of Experimental Agriculture* 25(1): 27-31.
- Surv** Norheim, G., Skaare, J. U., and Wiig, O. 1992. some heavy metals, essential elements, and chlorinated hydrocarbons in polar bear (*Ursus maritimus*) at Svalbard. *Environ Pollut.* 77(1): 51-57.
- Phys** Nosek, T. M., Leal-Cardoso, J. H., Mclaughlin, M., and Godt, R. E. 1990. inhibitory influence of phosphate and arsenate on contraction of skinned skeletal and cardiac muscle.. *American Journal of Physiology.* 259 (6 Part 1). 1990. C933-C939.
- In Vit** Novgorodov, S. A., Kultayeva, E. V., Yaguzhinsky, L. S., and Lemeshko, V. V. 1987. ion permeability induction by the sh cross-linking reagents in rat liver mitochondria is inhibited by the free radical scavenger butylhydroxytoluene. *Journal of Bioenergetics and Biomembranes.* 19 (3). 1987. 191-202.
- FL** Novikov, Yu. V., Plitman, S. I., Levin, A. I., Shniger, N. Kh., Ershova, T. N., Kagiroy, V. N., Tsareva, L. G., Kochetkova, T. A., Lastochkina, K. O., Tyuleneva, I. S., and Noarov, Yu. A. 1980. health status of the population in relation to use of soft drinkingwater low in minerals. *Gigiena i Sanitariya* (12): 3-6.
- FL** Nozaki, S. 1973. studies on the arsenic metabolism part 7 added arsenite in diet and resulting content in each organ as well as the effect on Diet. *Folia Pharmacol JAP.* 69 (1). 1973 201-212
- FL** Nozaki, S. 1973. [arsenic metabolism. 7. relation of arsenite in the diet of arsenic content of different organs, with different diets]. *Nippon Yakurigaku Zasshi* 69(1): 201-12.
- FL** Nozaki, S. 1974. [arsenic metabolism. (ii). arsenic content in the diet and increase in arsenic levels in various organs]. *Nippon Yakurigaku Zasshi* 70(5): 707-18.
- FL** Nozaki, Shigeru. 1972. arsenic metabolism. vi. effect of components of milk on arsenic tolerance in the digestive tract. *Nippon Yakurigaku Zasshi (1972)* 68(6): 857-68.
- Surv** Nyholm, Erik. 1986. uptake and effects of metals on birds and mammals in heavy metal contaminated areas. *Inst. Vatten- Luftvaardsforsk. [Publ.] B* IVL B 820, 50 pp.
- Mix** Nyholm, N. E. I. Umea University Umea Sweden. influence of heavy metal exposure during different phases of the. *Arch Environ Contam Toxicol.* V35, N4, P632(6)
- Surv** Nyholm, N. EI. 1998. influence of heavy metal exposure during different phases of the ontogeny on the development of pied flycatchers, *Ficedula hypoleuca*, in natural populations. *Arch Environ Contamin Toxicol.* 35(4): p632-637.
- Drug** O'brien Dermot J(A). 1999. treatment of psoroptic mange with reference to epidemiology and

history. *Veterinary Parasitology* 83(3-4): 177-185.

- FL** Ochi, T., Kaise, T., and Oya-Ohta, Y. 1994. glutathione plays different roles in the induction of the cytotoxic effects of inorganic and organic arsenic compounds in cultured balb/c 3t3 cells. *Experientia* 50(2): 115-20.
- In Vit** Ochi, T., Nakajima, F., Shimizu, A., and Harada, M. 1999. induction of multinucleated cells in v79 chinese hamster cells exposed to dimethylarsinic acid, a methylated derivative of inorganic arsenics: mechanism associated with the formation of aberrant mitotic spindles. *Vol. 13, No. 1, Pp. 11-25 Toxicology In Vitro*
- In Vit** Ochi, Takafumi, Nakajima, Fumie, and Fukumori, Nobutaka. 1998. different effects of inorganic and dimethylated arsenic compounds on cell morphology, cytoskeletal organization, and dna synthesis in cultured chinese hamster v79 cells. *Arch. Toxicol. (1998)* 72(9): 566-573.
- Bio Acc** Odanaka, Y, Matano, O, and Goto, S. 1980. biomethylation of inorganic arsenic by the rat and some laboratory animals. *Bull. Environ. Contam. Toxicol.* 24: 452-459.
- Drug** Odunuga, O. O., Okunade, G. W., and Olorunsogo, O. O. 1999. reversal of sodium arsenite inhibition of rat liver microsomal ca²⁺ pumping atpase by vitamin c. *Bioscience Reports* 19(1): 11-5.
- Surv** Ohlendorf, Harry M., Hothem, Roger L., Aldrich, Thomas W., and Krynitsky, Alexander J. 1987. selenium contamination of the grasslands, a major california waterfowl area. *Sci. Total Environ.* 66, 169-83.
- Nut def** Ohmori, S. and Takagi, Y. 1991. elemental concentrations in hair of protein malnourished rats and zinc deficient rats. *Biomed. Res. Trace Elem.* 2(2): 203-4 .
- No Dose** Ohtsuka, K., Nakamura, H., and Sato, C. 1986. intracellular distribution of 73,000 and 72,000 dalton heat shock proteins in hela cells. *International Journal of Hyperthermia* 2(3): 267-75.
- Unrel** Ohtsuka K(A), Liu Y-C, and Kaneda, T. 1993. cytoskeletal thermotolerance in nrk cells. *International Journal of Hyperthermia* 9(1): 115-124.
- HHE** Okui, T. and Fujiwara, Y. 1986. inhibition of human excision dna repair by inorganic arsenic and the co-mutagenic effect in v79 chinese hamster cells. *Mutation Research* 172(1): 69-76.
- In Vit** Okui, Toyo. 1987. cytotoxicity and effects of arsenic compounds on dna repair in cho cells. *Eisei Kagaku (1987)* 33(1): 20-4.
- HHE** Okui, Toyo and Fujiwara, Yoshisada. inhibition of human excision dna repair by inorganic arsenic and the co-mutagenic effect in v-79 chinese hamster cells. *Mutat. Res. (1986)* 172(1): 69-76 CODEN: MUREAV; ISSN: 0027-5107.
- Aquatic** Oleson S.G. and Carr J.R. 1990. correspondence analysis of water quality data: implications for fauna deaths at stillwater lakes, nevada. *Math. Geol* VOL. 22, NO. 6: pp. 665-698.
- No Oral** Omura, M., Tanaka, A., Hirata, M., Zhao, M., Makita, Y., Inoue, N., Gotoh, K., and Ishinishi, N. 1996. testicular toxicity of gallium arsenide, indium arsenide, and arsenic oxide in rats by repetitive intratracheal instillation. *Fundamental and Applied Toxicology; 32 (1). 1996.* 72-78.

- No Oral** Omura Minoru(A), Hirata Miyuki, Tanaka Akiyo, Zhao Mangen, Makita Yuji, Inoue Noahide, Gotoh Kaoru, and Ishinishi Noburu. 1996. testicular toxicity evaluation of arsenic-containing binary compound semiconductors, gallium arsenide and indium arsenide, in hamsters. *Toxicology Letters (Shannon)* 89(2): 123-129.
- Fate** Ong, Colin G. and Tanji, Kenneth K. 1993. evaporative concentration of trace elements in a multicell agricultural evaporation pond. *J. Agric. Food Chem. (1993)* 41(9): 1507-10 CODEN: JAFCAU; ISSN: 0021-8561.
- In Vit** Opanashuk, L. A. and Finkelstein, J. N. 1995. relationship of lead-induced proteins to stress response proteins in astroglial cells. *Journal of Neuroscience Research* 42(5): 623-32.
- FL** Orlova AkinchevaMYa, N. V. 1967. hygienic characterizations of certain arsenic-containing pesticides. *Vop. Pitaniya; 26(1): 63-9*
- Bio Acc** Osowski, S. L., Brewer, L. W., Baker, O. E., and Cobb, G. P. 1995. the decline of mink in georgia, north carolina, and south carolina: the role of contaminants. *Arch Environ Contam Toxicol.* 29(3): 418-23.
- In Vit** Ovelgonne Hans H, Wiegant Fred A, Souren Jan E M, Van Rijn Han, and Van Wijk Roeland. 1995. enhancement of the stress response by low concentrations of arsenite in arsenite-pretreated reuber h35 hepatoma cells. *Toxicology and Applied Pharmacology* 132(1): 146-155.
- Lead Shot** Pain, D. J., Amiard-Triquet, C., and Sylvestre, C. 1992. tissue lead concentrations and shot ingestion in nine species of waterbirds from the camargue (france). *Ecotoxicol Environ Saf.* 24(2): 217-33.
- Unrel** Pain, D. J., Sanchez, A., and Meharg, A. A. 1998. the donana ecological disaster: contamination of a world heritage estuarine marsh ecosystem with acidified pyrite mine waste. *Sci. Total Environ. (1998)* 222(1,2): 45-54.
- No Oral** Palmer, I. S., Arnold, R. L., and Carlson, C. W. 1973. toxicity of various selenium derivatives to chick Embryos. *Poult Sci.* 52: 1841-1846.
- HHE** Papp, J. P., Gay, P. C., Dodson, V. N., and Pollard, H. M. 119-1923. potassium chloride treatment in thalotoxicosis. *Ann. Internal Med.; 71(1)*
- Acu** Paramita Mukherjee, Sandeep Poddar, Geeta Talukder, and Archana Sharma. 1999. protection by black tea extract against chromosome damage induced by two heavy metals in mice. *Pharmaceutical Biology* 37(3): 243-247.
- CP** Park, J. H(A), Chung, H. J., Kim, Y. O., Chung, S. T., Kim, J. H., Han, S. S., and Cho, D. H. 1999. hematopoietic effects in mice exposed to sodium arsenite. *FASEB Journal* 13(4 PART 1): A358.
- In Vit** Paschin, Y. V., Kozachenko, V. I., and Toropzev, S. N. 1983. suppression by arsenic trioxide of the induction of mutations in the mouse bone marrow and male germ cells by an alkylating agent. *Int. J. Environ. Stud. (1983)* 21(3-4): 317-24.
- Surv** Pascoe, GA, Blanchet, RJ, and Linder, G. 1994. bioavailability of metals and arsenic to small mammals at a mining waste-contaminated wetland. *Arch. Environ. Contam. Toxicol.* 27: 44-50.

- In Vit** Pashin, I. u. V., Kozachenko, V. I., and Toroptsev, S. N. 1984. [arsenic trioxide inhibition of the thiophosphamide induction of mutations in mouse germ and somatic cells]. <original> ingibirovanie trioksidom mysh'iaka induktsii mutatsii tiofosfamidom v polovoykh i somaticheskikh kletkakh myshi. *Genetika* 20(2): 365-6.
- In Vit** Pashin, Y. U. V, Kozachenko, V. I., and Toroptsev, S. N. inhibition by arsenic trioxide of induction of mutations with thiotepa in mouse somatic and germ cells. *Genetika; 20 (2). 1984. 365-366.*
- Gene** Pashin, Yu. V., Kozachenko, V. I., and Toroptsev, S. N. 1984. inhibition by arsenic trioxide of the induction of mutations with thiophosphanide in mouse somatic and germ cells. *Genetika (Moscow) (1984) 20(2): 365-6.*
- No COC** Paternain, J. L. Univ of Barcelona Reus Spain, Ortega, A., Domingo, J. L., Llobet, J. M., and Corbella, J. oral meso-2,3-dimercaptosuccinic acid in pregnant sprague-dawley rats. *J Toxicol Environ Health. V30, N3, P191(7)*
- Chem Meth** Peisach, M., Pineda, C. A., Casimiro, E., Gulumian, M., and Pillay, A. E. 1993. studies by pixe on the removal of trace metals from the heart, liver and kidneys of the rat by chelating agents. *Nucl. Instrum. Methods Phys. Res. Sect. B B75(1-4): 191-4.*
- Bio Acc** Peles, J. D. and Barrett, G. W. 1997. assessment of metal uptake and genetic damage in small mammals. *Bull Environ Contam Toxicol. 59(2): 279(6).*
- Surv** Peles, J. D. Savannah River Ecology Laboratory Aiken SC and Barrett, G. W. University of Georgia Athens. assessment of metal uptake and genetic damage in small mammals. *Bull Environ Contam Toxicol. V59, N2, P279(6)*
- Bio Acc** Pendleton, Grey W., Whitworth, Molly R., and Olsen, Glenn H. 1995. accumulation and loss of arsenic and boron, alone and in combination, in mallard ducks. *Environ. Toxicol. Chem. (1995) 14(8): 1357-64.*
- CP** Peoples, S. A. the mechanisms of action of arsenicals in feed on performance and health of Animals. *National Academy of Sciences. National Academy of Sciences. National Research Council Publication. No. 1679. The Use of Drugs in Animal Feeds. Proceedings of a Symposium. Viii + 407p. Illus. National Academy of Sciences: Washington, D.c. U.s.a. 1969 77-86*
- Unrel** Peoples, S. A. Jr. 1970. the pharmacology of rodenticides. *Proc. Vertebrate Pest; Conf. No. 4.: 15-8.*
- In Vit** Perlaky, L., Lee, Y., and Dewey, W. C. 1991. heat-induced morphological alterations in non-tolerant and thermotolerant cells. *International Journal of Radiation Biology* 60(5): 819-32.
- Unrel** Pernfuss, B., Ebner, C., Pumpel, T., Diels, L., Macaskie, L., Tsezos, M., Keszthelyi, Z., and Glombitza, F. 1999. the " behavior " of five metal biosorbing and bioprecipitating bacterial strains, inoculated in a moving-bed sand filter. *Process Metall. (1999) 9B(Biohydrometallurgy and the Environment Toward the Mining of the 21st Century, Pt. B): 373-382..*
- Rev** Pershagen, G. and Vahter, M. 1979.
- No Oral** Peterkova, R. and Puzanova, L. 1976. effect of trivalent and pentavalent arsenic on early developmental stages of the chick embryo. *Folia Morphol(prague) 24:5-13,1976*

- In Vit** Pfeifer, F. and Schacht, S. development and validation of genotoxicological and ecotoxicological tests for evaluating soil retention. *Forschungsverbund: Biol. Verfahren Bodensanierung (1998)* : A76-A85 Publisher: Umweltbundesamt, Berlin, Germany..
- Chem Meth** Pietra, R., Sabbioni, E., and Marafante, E. 1981. comparative metallobiochemical studies on present environmental levels of arsenic in mammals. i. neutron activation analysis of nanogram levels of arsenic in tissues of laboratory animals. *J. Radioanal. Chem. (1981)* 62(1-2): 41-52
- No Oral** Pipkin, J. L Jr, Anson, J. F., Hinson, W. G., Duffy, P. H., Burns, E. R., and Casciano, D. A. 1987. the turnover of radiolabeled nuclear proteins in rats exposed to environmental and chemical stress. *Toxicol Lett (AMST); 39 (1). 1987. 15-26.*
- FL** Plitman, S. I., Novikov, I. u. V., Tulakina, N. V., Mete'lskaia, G. N., Kochetkova, T. A., and Khvastunov, R. M. 1989. [problem of correction of hygienic standards with special reference to the hardness of drinking water]. <original> k voprosu korrekcirovki gigienicheskikh normativov s uchetom urovnia zhestkosti pi'tevykh vod. *Gigiena i Sanitariia (7): 7-10.*
- Acute** Poma, K., Degraeve, N., and Susanne, C. 1987. cytogenetic effects in mice after chronic exposure to arsenic followed by a single dose of ethyl methanesulfonate. *Cytologia (1987)* 52(3): 445-9.
- Carc** Pories, W. J., Mansour, E. G., and Strain, W. H. 1972. trace elements that act to inhibit neoplastic growth. *Annals of the New York Academy of Sciences* 199: 265-73.
- Unrel** Prall, R. C. the physician's role in prevention of mental and emotional disorders. *Pa. Med.;* 75: 71-78; 1972 ; (REF:40)
- Unrel** Pratap Singh, <Editors> Agrawal, O. P., and Shashi Dhawan. 1991. insect pests of different art and cultural materials and their control. 54-65.
- Bio Acc** Prestrud, P., Norheim, G., Sivertsen, T., and Daae, H. L. 1994. levels of toxic and essential elements in arctic fox in svalbard. *Polar Biology.* 14(3): 155-159.
- Bio Acc** Prestrud P(A), Norheim, G., Sivertsen, T., and Daae, H. L. 1994. levels of toxic and essential elements in arctic fox in svalbard. *Polar Biology* 14(3): 155-159.
- Acu** Pribyl, E. 1927. nitrogen metabolism in experimental subacute arsenic and antimony poisoning. *J. Biol. Chem.* 74: 775.
- Rev** Pritsos, C. A. National Technical Information Service (NTIS). environmental transformation, exposure & effects of pesticide residues. *FEDRIP DATABASE*
- Bio Acc** Prouty, R. M., Pattee, O. H., and Schmeling, S. K. 1982. ddt poisoning in a cooper's hawk collected in 1980. *Vol. 28, No. 3, Pp. 319-321* Bull. Environ. Contam. Toxicol.
- Acu** Pryor, G. T., Uyeno, E. T., Tilson, H. A., and Mitchell, C. L. 1983. assessment of chemicals using a battery of neurobehavioral tests: a comparative study. *Neurobehavioral Toxicology and Teratology* 5(1): 91-117.
- No Oral** Puzanova, L. 1980. teratogenic effect of different toxic elements on young chick embryos. *Folia Morphol.* 28: 354-356.

- No Oral** Puzanova, L. 1983. effect of lithium on the developing chicken embryo. *Spurenelem.-Symp. 4th* (Issue Lithium,): 295-9. Editor(s): Anke, Manfred. Publisher: Friedrich-Schiller-Univ., Jena, Ger. Dem. Rep.
- No COC** Puzanova, L. and Duskocil, M. 1979. teratogenic effect of lithium salts on young chick embryos. *Folia Morphol(prague)* 27: 26-30.
- Plant** Qian, JH, Zayed A, Zhu, YL, Yu, M, and Terry, N. 1999. phytoaccumulation of trace elements by wetland plants: iii. uptake and accumulation of ten trace elements by twelve plant species. *J. Environ. Qulaity.* 28: 1448-1455.
- Plant** Qian, Jin-Hong, Zayed, Adel, Zhu, Yong-Liang, Yu, Mei, and Terry, Norman. 1999. phytoaccumulation of trace elements by wetland plants: iii. uptake and accumulation of ten trace elements by twelve plant species. *J. Environ. Qual. (1999)* 28(5): 1448-1455.
- Unrel** Quin, J. I., Rimington, C., and Roets, G. C. S. 463-478. studies on the photosensitisation of animals in south africa. viii. the biological formation of phylloerythrin in the digestive tracts of various domesticated animals. *Onderstepoort J Vet Sci An Indust*
- Fate** Quinn, T. L. and Ondov, J. M. 1998. influence of temporal changes in relative humidity on dry deposition velocities and fluxes of aerosol particles bearing trace elements. *Atmos. Environ. (1998)* 32(20): 3467-3479.
- Invert** Ramos-Morales, P and Rodriguez-Arnaiz, R. 1995. genotoxicity of two arsenic compounds in germ cells and somatic cells of drosophila melanogaster. *Environ. Molec. Mutagenesis.* 25(4): 288-299.
- Mix** Rao, Ghanta N. and Knapka, Joseph J. contaminant and nutrient concentrations of natural ingredient rat and mouse diet used in chemical toxicology studies. *Fundam. Appl. Toxicol. (1987)* 9(2): 329-38.
- Nutrition** Rao, GN and Knapka, JJ. 1987. contaminant and nutrient concentrations of natural ingredient rat and mouse diet used in chemical toxicolgy studies. *Fund. Appl. Toxicol.* 9(2): 329-338.
- No Oral** Rasco, J. F. and Hood, R. D. 1994. effects of maternal restraint stress and sodium arsenate in mice. *Reproductive Toxicology* 8(1): 49-54.
- Diss** Rasco, Jane Fraser. 1993. enhancement of the developmental toxicity of sodium arsenate and all-trans-retinoic acid by maternal restraint stress in mice. *Avail.: Univ. Microfilms Int. Order No. DA9417155 From: Diss. Abstr. Int. B 1994, 55. 2. 258. 129 pp.*
- Surv** Reece, R. L., Beddome, V. D., and Barr, D. A. 1985. diseases diagnosed in broiler chicken flocks in victoria, australia, 1977 to 1984. *Veterinary Record.* 116(12): 315-20.
- Acu** Reichl, F. X., Kreppel, H., Szinicz, L., Fichtl, B., and Forth, W. 1989. effect of glucose in mice after acute experimental poisoning withas203. 1025-1031.
- CP** Reichl, F. X., Szinicz, L., and Kreppel, H. 1990. effect of glucose on survival of mice after poisoning with arsenic trioxide. *31st Spring Meeting of the Deutsche Gesellschaft Fuer Pharmakologie Und Toxikologie (German Society for Pharmacology and Toxicology)*
- No Oral** Reichl, F. X., Szinicz, L., Kreppel, H., Fichtl, B., and Forth, W. effect of glucose in mice after

- acute experimental poisoning with arsenic trioxide (as₂o₃). *Arch. Toxicol.* (1990) 64(4): 336-8
- No Oral** Reichl, FX, Hunder, G, Liebl, B, Fichtl, B, and Forth, W. 1995. effect of dmps and various absorbents on the arsenic excretion in guinea-pigs after injection with as₂o₃. *Arch Toxicol.* 69: 712-717.
- No Oral** Relchl, F. X., Kreppel, H., Szinicz, L., Fichtl, B., and Forth, W. effect of glucose treatment on carbohydrate content in various organs in mice after acute arsenic trioxide poisoning. *Vet. Hum. Toxicol.* (1991) 33(3): 230-5.
- n = 1** Rhian, M and Moxon, AL. 1943. chronic selenium poisoning in dogs and its prevention by arsenic. *J. Pharmacol. Exp. Ther.* 78: 249. Ref ID: 14494
- Acu** Rhoads, K. and Sanders, C. L. 1985. lung clearance, translocation, and acute toxicity of arsenic, beryllium, cadmium, arsenic, lead, selenium, vanadium, and ytterbium oxides following deposition in rat lung. *Environmental Research* 36(2): 359-378.
- QAC** Ribeiro Sergio P, Villar Jesus, Downey Gregory P, Edelson Jeffrey D, and Slutsky Arthur S(A). 1994. sodium arsenite induces heat shock protein-72 kilodalton expression in the lungs and protects rats against sepsis. *Critical Care Medicine* 22(6): 922-929.
- Org met** Rice, D. A., Kennedy, S., McMurray, C. H., and Blanchflower, W. J. 1985. experimental 3-nitro-4-hydroxyphenylarsonic acid toxicosis in pigs. *Research in Veterinary Science* 39(1): 47-51.
- No Oral** Ridgway, L. P. and Karnofsky, D. A. 1952. the effects of metals on the chick embryo: toxicity and production of abnormalities in development. *Ann N Y Acad Sci.* 55: 203-215.
- CP** Riggs, B. S., Kulig, K., Knapp, G., and Rumack, B. H. 1988-1989. arsenic poisoning comparison of iv nac vs im bal vs po d Penicillamine. *Scientific Meeting of the American Association of Poison Control Centers*
- Rev** Riviere, J. E., Boosinger, T. R., and Everson, R. J. 1981. inorganic arsenic toxicosis in cattle. a review of selected cases. *Modern Veterinary Practice* 62(3): 209-211.
- No Oral** Robertson, I. D., Harms, W. E., and Ketterer, P. J. 1984. accidental arsenical toxicity of cattle. *Australian Veterinary Journal* 61(11): 366-367.
- Rev** Robinson, J. 1973. industrial and agricultural pollution and the environment. *Roy. Soc. Health J.93(2): 62-68,106*
- CP** Robinson, P. W., Boul, H. L., Joyce, N. I., and Reid, T. C. 1998. residue monitoring in wool, and the environmental impacts of pesticides residues. *ACIAR Proceedings Series* (85): 100-114.
- Abstract** Rodriguez, V. M(A), Diaz-Barriga, F., Jimenez-Capdeville, M. E., Carrizales, L., and Giordano M(A). 1999. the effects of arsenic (as) on neurobehavioral parameters. *Society for Neuroscience Abstracts.* 25(1-2): 1830.
- Org met** Rogers, E. H., Chernoff, N., and Kavlock, R. J. 1981. the teratogenic potential of cacodylic acid in the rat and mouse. *Drug Chem Toxicol.* 4(1): 49-61.
- Aquatic** Roper, J. M., Cherry, D. S., Simmers, J. W., and Tatem, H. E. 1997. bioaccumulation of toxicants in the zebra mussel, *Dreissena polymorpha*, at the times beach confined disposal facility, buffalo,

new york. *Environ. Pollut.* 94(2): 117-129 .

- Aquatic** Roper, J. M(A), Cherry, D. S., Simmers, J. W., and Tatem, H. E. 1996. bioaccumulation of toxicants in the zebra mussel, dreissena polymorpha, at the times beach confined disposal facility, buffalo, new york. *Environmental Pollution* 94(2): 117-129.
- Bio Acc** Roper, JM, Cherry, Ds, Simmer, JW, and Tatem, HE. 1996. bioaccumulation of toxicants in the zebra mussel, dreissena polymorpha, at the times beach confined disposal facility, buffalo, new york. *Environ. Pollution.* 94(2): 117-129.
- No Dose** Rosenberg, M. A., Wilcox, A. H., Chase, C. H. III, and Chase, C. H. Jr. 1976. a mathematical formula as an aid in the treatment and prognosis of canine heartworm disease. *Veterinary Medicine and Small Animal Clinician* 71(4): 496, 498-503.
- Unrel** Roux, D. J., Badenhorst, J. E., Du Preez, H. H., and Steyn, G. J. 1994. note on the occurrence of selected trace metals and organic compounds in water, sediment and biota of the crocodile river, eastern transvaal, south Africa. *Water S a.* 20(4): 333-340.
- Herp** Rowe, C. L. a, Kinney, O. M., Fiori, A. P., and Congdon, J. D. 1996. oral deformities in tadpoles (rana catesbeiana) associated with coal ash deposition: effects on grazing ability and growth. *Freshwater Biology.* 36(3): 723-730.
- Org met** Roy, S., Ghosh, R. C., and Misra, S. K. 1991. effect of sodium arsenilate on the growth rate of broilers. *Indian Veterinary Journal.* 68(9): 855-857.
- Drug** RoyChoudhury, Arati, Das, Tandra, Sharma, Archana, and Talukder, Geeta. 1996. dietary garlic extract in modifying clastogenic effects of inorganic arsenic in mice : two-generation studies. *Mutat. Res. (1996)* 359(3): 165-70.
- No Oral** Sabbioni, E., Marafante, E., Bertolero, F., and Foa, V. 1979. inorganic arsenic: metabolic patterns and identification of arsenic binding components in the rabbit. *Manage. Control Heavy Met. Environ. Int. Conf.* 167-70 Publisher: CEP Consultants Ltd., Edinburgh, Scot.
- FL** Sagner, G. 1973. [the toxicology of arsenic in drinking water]. <original> zur toxikologie des arsens im trinkwasser. *Schriftenreihe Des Vereins Fur Wasser-, Boden- Und Lufthygiene; 40*
- Surv** Sahli, BP. 1982. arsenic concentrations in cattle liver, kidney and milk. *Vet Hum Toxicol.* 24(3): 173-174.
- FL** Salahi, A. 1982. *Fast Transport Facility for Activation Analysis With High-Energy Neutrons.* <NOTE> Thesis (Dr. Techn.). INIS-MF-8945
- Mix** Salbe, A. D., Morris, V. C., and Levander, O. A. 1993. selenium content of rat hair , nails , and other tissues as affected by concurrent exposure to toxic Elements. *Nutr Res.* 13(1): 31-36.
- Surv** Salisbury, C. D. C., Chan, W., and Saschenbrecker, P. W. 1991. multi-element concentrations in liver and kidney tissues from five species of canadian slaughter Animals. *J Assoc off Anal Chem.* 74(4): 587-591.
- Rev** Salmon, T. P. and Marsh, R. E. So- Vertebrate Pest Control and Management society for Testing and Materials, 1979. PP. 84-98. age as a factor in rodent susceptibility to rodenticides--a review.

- No Dose** Salplachta, J. and A. Vinkler. 2001. lactate dehydrogenase pattern in tissues of pigs exposed to arsenic and cadmium - a pilot study. *Acta. Vet. BRNO.* 70: 285-299.
- Phys** Salt, A. N. and DeMott, J. 1994. time course of endolymph volume increase in experimental hydrops measured in vivo with an ionic volume marker. *Hearing Research* 74(1-2): 165-72.
- Surv** Sample, B. E. and Suter, G. W. II. 1999. ecological risk assessment in a large river-reservoir : 4. piscivorous wildlife. *Environmental Toxicology and Chemistry* 18(4): 610-620.
- No Dose** Sample, Bradley E. and Suter, Glenn W. II. ecological risk assessment in a large river-reservoir: 4. piscivorous wildlife. *Environ. Toxicol. Chem. (1999)* 18(4): 610-620.
- No Oral** Sarkar, M., Ghosh, D., Biswas, H., and Biswa, N. M. 1992. effect of sodium arsenite on haematology in male albino rats. *Indian Journal of Physiology and Allied Sciences* 46(3): 116-120.
- No Dose** Satoh, H., Hashimoto, and Yamagiwa, J. 1971. pathological features of osmose poisoning in a cow: neurological observation.). *Jap. J. Vet. Sci.;* 33: 89-105; 1971 ; (REF:49)
- Chem Meth** Savage, I. and Haswell, S. J(A) . 1998. the development of analytical methodology for simultaneous trace elemental analysis of blood plasma samples using total reflection x-ray fluorescence spectrometry. *Journal of Analytical Atomic Spectrometry* 13(10): 1119-1122.
- Acu** Saxena, S. N., Sharma, K. M., and Singh, C. P. 1972. field trials on calcium arsenate as anthelmintic against commontapeworms of bikaneri, rampur bushair and cross-bred lambs under farmlevels of feeding. *Indian Veterinary Journal* 49(4): 336-340.
- Acute** Schafer, EW Jr and Bowles, WA Jr. 1985. acute oral toxicity and repellency of 933 chemicals to house and deer mice. *Arch. Environ. Contam. Toxicol.* 14: 111-129.
- No Oral** Schaumburg, H. H. 1980. Failure to Produce Arsenic Neurotoxicity in the Rat. An Experimental Study. <NOTE> Final Rept. EPA-560/11-80-022
- No Oral** Schaumburg, Herbert H. 1980.. failure to produce arsenic neurotoxicity in the rat . an experimental study. *Report (1980) EPA-560/11-80-022; Order No. PB80-209505, Avail.: NTIS From: Gov. Rep. Announce. Ind U. S.) 1980, 80(24. 5061. 17 pp.*
- HHE** Schaupen, J. L., Fesmire, F. M., Roberge, R. J., Wears, R. L., and Sandroni, S. massive arsenic ingestion in humans a characterization of 2 survivors. *1987 Meeting of the American Academy of Clinical Toxicology, American Association of Poison Control Centers, American Board of Medical Technology, Canadian Association of Poison Control Centers, Vancouver, British Columbia, Canada, September 27-october 2, 1987. Vet Hum Toxicol.* 29 (6). 1987. 479-480.
- Abstract** Schiller, C. M., Walden, R., Kee, T. E., Curley, W. H., Gafford, G. M., Shirkey, R. J., Lucier, G. W., and Fowler, B. A. 1978. development of a model to investigate interaction between alloxan-induced diabetes and exposure to arsenic - elevated levels of rat urinary enzymes. *Federation Proceedings* 37: 505.
- No COC** Schiller, CM, Fowler, BA, and Woods, JS. 1977. effects of arsenic on pyruvate dehydrogenase activation. *Environ Health Perspect.* 19: 205-207.
- Abstract** Schiller, CM, Walden, R, Kee, TE, Curley, WH, Gafford, GM, Shirkey, RJ, Lucier, GW, and

- Fowler, BA. 1978. development of a model to investigate the interaction between alloxan-induced diabetes and exposure to arsenic: elevated levels of rat urinary enzymes. *Fed. Proc.* 37: 505.
- FL** Schmid, A. 1983. pharmacological and toxicological evaluation of arsanilic acid and sodium arsanilate. *Deutsche Tierärztliche Wochenschrift* 90(1): 10-13.
- Meth** Schmidt, P. F. and Barckhaus, R. H. 1991. how can toxic elements be localized in histological sections by laser microprobe mass analysis (lamma)? *Progress in Histochemistry and Cytochemistry* 23(1-4): 342-54.
- In Vit** Schrader, T., Rienhofer, A., and Andreesen, J. R. 1999. selenium-containing xanthine dehydrogenase from eubacterium barkeri. *European Journal of Biochemistry* 264(3): 862-71.
- HHE** Schrauzer, G. N., White, D. A., and Schneider, C. J. 1976. inhibition of the genesis of spontaneous mammary tumors in c3h mice : effects of selenium and of selenium-antagonistic elements and their possible role in human breast cancer. *Bioinorg. Chem. (1976)* 6(3): 265-70.
- Dup** Schroeder, H. A. 1970. *Metallic Micronutrients and Intermediary Metabolism: Progress Rept. No. 3 (Final):* 22 p.
- Dup** Seidenberg, J. M. and Becker, R. A. 1987. a summary of the results of 55 chemicals screened for developmental toxicity in mice. *Teratog Carcinog Mutagen.* 7(1): 17-28.
- Rev** Selby, L. A., Case, A. A., Dorn, C. R., and Wagstaff, D. J. 1974. public health hazards associated with arsenic poisoning in cattle. *Journal of the American Veterinary Medical Association* 165(No.11): 1010-1014.
- Surv** Selby, L. A., Case, A. A., Osweiler, G. D., and Hayes, H. M. Jr. CS Environmental Epidemiology Branch National Cancer Institute Bethesda. epidemiology and toxicology of arsenic poisoning in domestic animals.
- Rev** Selby, LA, case, AA, Osweiler, GD, and Hayes, HM Jr. 1977. epidemiology and toxicology of arsenic poisoning in domestic animals. *Environ Health Perspect.* 19: 183-189.
- Gene** Serbolisca, L., de Ferra, F., and Margarit, I. 1999. manipulation of the dna coding for the desulphurizing activity in a new isolate of arthrobacter sp. *Applied Microbiology and Biotechnology* 52(1): 122-6.
- In Vit** Seymour, C. B. and Mothersill, C. 1987. the effect of glycolysis inhibitors on the recovery of cho-k1 cells from split-dose irradiation. *Acta Oncologica* 26(5): 367-71.
- Surv** Shahin, Usama, Yi, Seung-Muk, Paode, Rajendra D., and Holsen, Thomas M. 2000. long-term elemental dry deposition fluxes measured around lake michigan with an automated dry deposition sampler. *Environ. Sci. Technol. (2000)* 34(10): 1887-1892 .
- Rev** Shalat, Stuart L., Walker, Dana B., and Finnell, Richard H. 1996. role of arsenic as a reproductive toxin with particular attention to neural tube defects. *J. Toxicol. Environ. Health* 48(3): 253-272 .
- Alt** Shaw, J. H. 1973. relation of arsenic supplements to dental caries and the periodontalsyndrome in experimental rodents. *Journal of Dental Research* 52(3): 494-507.

- HHE** Sheabar, F. Z. and Yannai, S. 1989. invitro effects of cadmium and arsenite on glutathione-peroxidase, aspartate and alanine aminotransferases, cholinesterase and glucose-6-phosphate-dehydrogenase activities in blood. *Veterinary And Human Toxicology* 31(6): 528-531.
- No Oral** Shiomi, Kazuo, Chino, Makoto, and Kikuchi, Takeaki. 1990. metabolism in mice of arsenic compounds contained in the red alga porphyra yezoensis. *Appl. Organomet. Chem. (1990)* 4(3): 281-6.
- Acute** Shum, Shu, Skarbovig, Jens, and Habersang, Rolf. 1981. acute lethal arsenite poisoning in mice : effect of treatment with n-acetylcysteine, d-penicillamine and dimercaprol on survival time. *Vet. Hum. Toxicol. (1981)* 23(Suppl. 1): 39-42.
- Drug** Siddiqui Rumana, Vohora Divya, and Vohora, S. B(A). 1999. proconvulsant effects of calcined arsenic preparations used in unani medicine. *Indian Journal of Pharmacology* 31(2): 150-152.
- Drug** Siebert, T. 1982. selection of e. coli with plasmid-coded drug resistance by metal ions in farm animals. 118pp.
- Org met** Siewicki, T. C. 1981. tissue retention of arsenic in rats fed witch flounder (glyptocephalus cynoglossus) or cacodylic acid. *J Nutr; 111 (4). 1981. 602-609.*
- Org met** Siewicki, T. C. 1981. tissue retention of arsenic in rats fed witch flounder or cacodylic acid. *Journal of Nutrition* 111(4): 602-609.
- Org met** Siewicki, T. C. and Leffel, E. C. 1980. *Effects of Dietary Cysteine on Arsenic Toxicity in the Rat* : 12p.
- Org met** Siewicki, T. C. and Sydlowski, J. S. excretion of arsenic by rats fed witch flounder (glyptocephalus cynoglossus) or cacodylic acid. *Nutr Rep Int; 24 (1). 1981. 121-128.*
- Org met** Siewicki, T. C. and Sydlowski, J. S. 1981. excretion of arsenic by rats fed witch flounder or cacodylic acid. *Nutrition Reports International* 24(1): 121-127.
- Org met** Siewicki, Thomas C. and Leffel, Emory C. effects of dietary cysteine on arsenic toxicity in the rat. *Nutr. Rep. Int. (1980)* 22(1): 123-33.
- Org met** Siewicki, Thomas C. and Sydlowski, Jane S. 1981. excretion of arsenic by rats fed witch flounder or cacodylic acid. *Nutr. Rep. Int. (1981)* 24(1): 121-7.
- FL** Silaev, A. A. and Lemeshevskaya, E. P. 1980. experimental data on the gonadotropic effect of cesium arsenate. *Gig. Tr. Prof. Zabol. (1980)* (9) : 46-8.
- HHE** Silbergeld, E. K. 1976. neurochemical and pharmacological studies of central nervous system lead toxicology. *Health Effects of Occupational Lead and Arsenic Exposure: a Symposium; Carnow, B.W., Ed.*
- No Oral** Siller, F. R., Quintanilla-Vega, B., Cebrian, M. E., and Albores, A. 1997. effects of arsenite pretreatment on the acute toxicity of parathion. *Toxicology* 116(1-3): 59-65 .
- FL** Simek, M., Dvorak, R., Zendulka, I., Musil, V., and Krasa, A. 1990. effect of supplementary dolomite on rumen fermentation and metabolic indicators in cattle during fattening. *Sbornik Vedeckych Praci Vyzkumneho Ustavu Vyzivy Zvirat Pohorelice* (23): 27-31.

- Mix** Simmons, Jane Ellen, Yang, Raymond S. H., Svendsgaard, David J., Thompson, Morrow B., Seely, John C., and McDonald, Anthony. 1994. toxicology studies of a chemical mixture of 25 groundwater contaminants: hepatic and renal assessment, response to carbon tetrachloride challenge, and influence of treatment-induced water restriction. *J. Toxicol. Environ. Health* 43(3): 305-25.
- No Oral** Sinclair, A. N. 1976. fleece derangement of merino sheep infested by the itch mite *Sarcoptes ovis*. *New Zealand Veterinary Journal* 24(7): 149-152.
- FL** Sinkovics, G. 1974. therapeutic experiments and intestinal flora studies in swinedysentery. *Zentralblatt Fur Veterinarmedizin* 21B(Heft 9): 706-714.
- FL** Skal'naia, M. G., Zhavoronkov, A. A., Skal'nyi, A. V., and Riabchikov, O. P. 1995. [morphologic characteristics of the thymus in pregnant and newborn mice exposed to sodium arsenite]. <original> morfologicheskaia kharakteristika timusa beremennykh i novorozhdennykh myshei pri ekspozitsii arsenitom natriia. *Arkhiv Patologii* 57(2): 52-8.
- FL** Skal'naya, M. G., Zhavoronkov, A. A., Skal'nyi, A. V., and Ryabchikov, O. R. 1995. morphological characteristics of the thymus of pregnant and newborn mice exposed to sodium arsenite. *Arkhiv Patologii*; 57 (2). 1995. 52-58.
- FL** Skare, J. U. 1995. environmental toxicology research at a veterinary college-veterinary institute. *Norsk Veterinaertidsskrift*. 107(4): 363-376.
- Bio Acc** Slejkovec, Z, Byrne, AR, and Smodis, B. 1996. preliminary studies on arsenic species in some environmental samples. *Fresenius J. Anal. Chem.* 354: 592-595.
- Drug** Snider, T. H., Wientjes, M. G., Joiner, R. L., and Fisher, G. L. 1990. arsenic distribution in rabbits after lewisite administration and treatment with british anti-lewisite (bal). *Fundamental and Applied Toxicology* 14(2): 262-72.
- Sed** Snitz, F. L., Weber, W. J Jr., Barney, J. L., and Posner, J. C. 1977. effects of calcium and sediment concentrations on the release of metals and nutrients from dredge spoil dispersions. *ASTM Spec. Tech. Publ. (1979) Volume Date 1977, STP 667, Aquat. Toxicol.*, 322-41.
- Acu** Sonali Biswas, Geeta Talukder, and Archana Sharma. 1999. prevention of cytotoxic effects of arsenic by short-term dietary supplementation with selenium in mice in vivo. *Mutation Research, Genetic Toxicology and Environmental Mutagenesis* 441(1): 155-160.
- Acu** Sonali Biswas, Geeta Talukder, and Archana Sharma. 1999. protection against cytotoxic effects of arsenic by dietary supplementation with crude extract of emblica officinalis fruit. *Phytotherapy Research* 13(6): 513-516.
- Acu** Sporn, Alfred and Cirstea, Adriana. 1969. determination of the concomitant action of arsenic, copper, zinc, lead, and tin; acute toxicity. *Igiena (1969)* 18(2): 81-90.
- FL** Sporn, Alfred, Dinu, Ileana, and Stoenescu, Liana. 1968. toxicity of zinc, copper, lead, and arsenic. *Igiena (1968)* 17(12): 717-24.
- Mix** Sporn DinnIStoenescuL, A. 1965-1973. influence of concomitant administration of arsenic, lead, copper and zinc on the activity of some hepatic enzymes and on the (sic) oxidative phosphorylation. *Rev. Roumaine Biochim.*; 6(1)

- Abstract** Sram, R. J. 1975. changes in the activity of chemical mutagens caused by various Compounds. *Mutat Res* 29:195,1975
- Carcin** Sram, R. J. 1976. relation between acute and chronic exposures in mutagenicity studies in mice. *Mutat. Res. (1976)* 41(1): 25-42.
- FL** Sram, R. J. 1977. subacute and chronic effects of chemical mutagens on the frequency of dominant lethals in mice. *Genet. Posledstviya Zagryaz. Okruzhayushchei Sredy (1977)* : 141-7. Editor(s): Dubinin, N. P. Publisher: "Nauka", Moscow, USSR. CODEN: 37BFAA.
- In Vitro** Sram, R. J. 1976. relationship between acute and chronic exposures in mutagenicity studies in mice. *Mutation Research* 41(1 spel. no): 25-42.
- FL** Sram, R. J. and Bencko, V. 1974. a contribution to the evaluation of the genetic risk of exposure to arsenic. *Cesk. Hyg. 19(6-7): 308-315; 1974.(14 References)*
- FL** Sram, R. J. and Bencko, V. 1974. evaluation of the genetic risk of exposure to arsenic. *Cesk. Hyg. (1974)* 19(6-7): 308-15.
- Bio Acc** Stadelman, W. J. 1973. record of some chemical residues in poultry products. *BioScience*23(7): 424-428; 1973(REF:38)
- Unrel** Stainki, D. R., Raiser, A. G., Graca, D. L., and Becker, C. 1995. the effect of galium arsenate laser radiation on peripheral nerve regeneration in dogs after surgery. *Arquivo Brasileiro De Medicina Veterinaria e Zootecnia* 47(6): 763-771.
- Acu** Steinrauf, L. 1976. the effect of thiocholesterol on the acute lethality of selected heavy metals in the mouse. *Society of Toxicology: Fifteenth Annual Meeting:Abstracts. London: Academic Press, 1976. Pp. 129, 131*
- Mix** Stendell, R. C., Beyer, W. N., and Stehn, R. A. 1989. accumulation of lead and organochlorine residues in captive american kestrels fed pine voles from apple orchards. *J Wildl Dis.* 25(3): 388-391.
- Surv** Stevens, J. B. 1991. disposition of toxic metals in the agricultural food chain: 1. steady-state bovine milk biotransfer Factors. *Environ Sci Technol.* 25(7): 1289-1294.
- Rev** Stump, D. G., Clevidence, K. J., Knapp, J. F., Holson, J. F., and Farr, C. H. an oral developmental toxicity study of arsenic trioxide in rats. *Teratology* 1998 Apr/May;57(4/5):216-7
- CP** Stump, D. G., Fleeman, T. L., Nemeč, M. D., Holson, J. F., and Farr, C. H. 1998 . evaluation of the teratogenicity of sodium arsenate and arsenic trioxide following single oral intraperitoneal administration in rats. *Thirty-eighth Annual Meeting of the Teratology Society and the 22nd Annual Meeting of the Neurobehavioral Teratology Society and 11th International Conference of the Organization of Teratology Information*
- Acu** Stump, D. G., Holson, J. F., Fleeman, T. L., Nemeč, M. D., and Farr, C. H. comparative effects of single intraperitoneal or oral doses of sodium arsenate or arsenic trioxide during in utero Development. *Teratology*; 60 (5). 1999. 283-291.
- Abstract** Stump, DG, Clevidence, KJ, Knapp, JF, Holson, JF, and Farr, CH. 1998. an oral developmental study of arsenic trioxide in rats. *Terratology.* 57(4/5): 216-217.

- Abstract** Stump, DG, Fleeman, TL, Nemeč, MD, Holson, JF, and Farr, CH. 1998. evaluation of the teratogenicity of sodium arsenate and arsenic trioxide following single oral or intraperitoneal administration in rats. *Teratology*. 57(4/5): 217.
- Abstract** Stump, DG, Ulrich, CE, Holson, JF, and Farr, CH. 1998. an inhalation developmental toxicity study of arsenic trioxide in rats. *Teratology*. 57(4/5): 216.
- Abstract** Su, L and Csallany, AS. unknown. relationships of age, vitamin e, dppd and selenium to glutathione peroxidase activity and lipofuscin pigment concentration in mice. *Fed. Proc.* unknown: 1094.
- Org met** Sullivan, T. W. and Al-Timimi, A. A. 1972. safety and toxicity of dietary organic arsenicals relative to performance of young turkeys. 2. carbarsone. 3. nitarson. 4. roxarsone. *Poultry Science* 51(No.5): 1498-1501; 1582-1586; 1641-1644.
- Org met** Sullivan, T. W. and Al-Timimi, A. A. 1972. safety and toxicity of dietary organic arsenicals relative to performance of young turkeys, 4. roxarsone. *Poultry Science* 51(5): 1641-1644.
- Org met** Sullivan, T. W. and Al-Timimi, A. A. 1972. safety and toxicity of dietary organic arsenicals relative to performance of young turkeys. 3. nitarson. *Poultry Science* 51(5): 1582-1586.
- FL** Surcel, Didi, Gabor, Silvia, Anca, Zoe, and Ciugudeanu, Maria. 1981. interactions between lead, arsenic and selenium on some immunological parameters. *Rev. Ig. Bacteriol., Virusol., Parazitol., Epidemiol., Pneumoftiziol., Ig.* 30(2): 123-30.
- FL** Suren, K. and Kreuzer, W. CS Inst. Hygiene Univ. Veterinarstrasse 13 Federal Republic. 1979. arsenic residues in slaughter pigs after consumption of feed with various contents of arsenic acid. *Schlachten Und Vermarkten* 49(7): 203-209.
- Unrel** Sutton, A. L., Brumm, M. C., Kelly, D. T., Henderson, C. A., and Mayrose, V. B. 1980. effect of dietary salt, arsenic and copper additions and waste management systems on selected microbial organisms in swine wastes. *Journal of Animal Science* 51(4): 791-797.
- In Vit** Suzuki, Keiji, Kawaharada, Umeko, Tamura, Yuji, and Nakajima, Katsuyuki. 1991. effects of metals on rat glioma cells (c6). *Biomed. Res. Trace Elem* 2(2): 111-12.
- Unrel** Swanson, S. M. and Roest, N. 1997. biophysical effects of uranium mining in Canada and some suggestions for biomarkers of effects. *Canadian Technical Report of Fisheries and Aquatic Sciences* 0(2144): 33.
- Surv** Swiggart, RC, Whitehead, CJ Jr., Curley, A, and Kellogg, FE. 1972. wildlife kill resulting from the misuse of arsenic acid herbicide. *Bull. Environ. Contam. Toxicol.* 8(2): 122-128.
- In Vit** Szczepanska-Konkel, M., Yusufi, A. N., VanScoy, M., Webster, S. K., and Dousa, T. P. 1986. phosphonocarboxylic acids as specific inhibitors of Na⁺-dependent transport of phosphate across renal brush border membrane. *Journal of Biological Chemistry* 261(14): 6375-83.
- No Oral** Tadlock, C. H. and Aposhian, H. V. 1980. protection of mice against the lethal effects of sodium arsenite by 2,3 dimercapto-1-propane-sulfonic acid and dimercaptosuccinic acid. *Biochemical and Biophysical Research Communications* 94(2): 501-7.
- Abstract** Tadlock, C. H., Rovner, B. A., and Aposhian, H. V. 1980. water soluble analogs of British

antilewisite are more potent than penicillamine analogs in preventing arsenic lethality. *64th Annual Meeting of the Fed. Am. Soc. Exp. Biol.*

- No Oral** Takahashi, K., Yamauchi, H., Mashiko, M., and Yamamura, Y. 1990. [effect of s-adenosylmethionine on methylation of inorganic arsenic]. *Nippon Eiseigaku Zasshi* 45(2): 613-8.
- No Oral** Takeuchi, I. K. embryo toxicity of arsenic-acid light microscopy and electron microscopy of its effect on neurulation stage rat embryo. *Journal of Toxicological Sciences*. 4 (4). 1979 (Recd. 1980). 405-416.
- Meth** Tamborini, P., Sigg, H., and Zbinden, G. 1990. acute toxicity testing in the nonlethal dose range: a new approach. *Regulatory Toxicology and Pharmacology* 12(1): 69-87.
- FL** Tamura, S. 1978. metabolism of arsenic: 20. effect of arsenic on the developing brain of rat. *Folia Pharmacol Jpn*; 74 (1). 1978 1-14
- FL** Tamura, S. 1978. metabolism of arsenic part 22 effect of arsenic on the spontaneous motor activity avoidance conditioning extinction and swimming record in rats. *Folia Pharmacologica Japonica*. 74 (7). 1978 (Recd. 1979). 783-796.
- FL** Tamura, S. 1974. [studies on the arsenic metabolism (report 11). acute toxicity of arsenic trioxide (author's transl)]. *Shika Gakuho* 74(10): 1478-81.
- FL** Tamura, S., Kobayashi, K., and Kojima, H. 1974. studies on arsenic metabolism part 10 effect of arsenite upon the spontaneous activity in rats. *Folia Pharmacologica Japonica*. 70 (2). 1974 193-197
- FL** Tamura, S. and Nozaki, S. 1972. [arsenic metabolism. 5. blood brain barrier and arsenite, with special reference to the effect of the feed]. *Nippon Yakurigaku Zasshi* 68(6): 800-8.
- Abstract** Tamura, S. and Tanaka, I. placental transfer of arsenic tri oxide. *Jpn J Pharmacol*; 25 (SUPPL). 1975 (RECD 1976) 133P-134P
- FL** Tamura, Shikichi, Nozaki, Shigeru, and Tsuzuki, Shitaro. 1972. arsenic metabolism. iv. effect of food on arsenic tolerance in the digestive tract. *Nippon Yakurigaku Zasshi* (1972) 68(5): 586-601
- FL** Tamura, Shunkichi. 1978. metabolism of arsenic. effect of arsenic on the spontaneous motor activity, avoidance condition, extinction and swimming record in rats. *Nippon Yakurigaku Zasshi* (1978) 74(7): 783-95.
- FL** Tamura, Shunkichi. 1978. metabolism of arsenic. part 20. effect of arsenic on the developing brain of rat. *Nippon Yakurigaku Zasshi* (1978) 74(1): 1-14..
- FL** Tamura, Shunkichi, Maehashi, Hiroshi, Nozaki, Shigeru, and Mizukami, Reiko. 1974. arsenic metabolism. xii. effects of polypeptone and polyamine on arsenic accumulation in certain organs and on the excretion. *Nippon Yakurigaku Zasshi* (1974) 70(6): 831-6..
- FL** Tamura, Shunkichi, Maehashi, Hiroshi, Ozawa, Reiko, and Goto, Kazuyoshi. 1977. studies on arsenic metabolism. xx. arsenic accumulation in the organs and excretion into the feces and urine of rats chronically poisoned with arsenic. *Nippon Yakurigaku Zasshi* (1977) 73(8): 877-85.

- FL** Tamura, Shunkichi, Mizukami, Reiko, and Tanaka, Izumi. 1974. arsenic metabolism. xiv. effects of lactalbumin, egg albumin on arsenic excretion and storage. *Nippon Yakurigaku Zasshi (1974)* 70(6): 843-7.
- FL** Tamura, Shunkichi, Nozaki, Shigeru, Maehashi, Hiroshi, and Tanaka, Izumi. 1974. arsenic metabolism. xiii. effects of methionine, taurine, and cysteine on arsenic accumulation in certain organs and on the excretion rates. *Nippon Yakurigaku Zasshi (1974)* 70(6): 837-41.
- Dup** Tanaka, I. studies on arsenic metabolism. 17. studies of placental transfer and antidiotes and diets on placental transfer.
- FL** Tanaka, I. 1976. [arsenic metabolism. (17) studies of placental transfer of arsenic and the effects of antidiotes and diet]. *Nippon Yakurigaku Zasshi* 72(6): 673-87.
- FL** Tanaka, Izumi. studies on arsenic metabolism. (xvii). studies on placental transfer and the effects of antidiotes and diets on placental transfer. *Nippon Yakurigaku Zasshi (1976)* 72(6): 673-87
- No Oral** Tandra Das, Choudhury, A. R., Archana Sharma, and Geeta Talukder. 1993. modification of cytotoxic effects of inorganic arsenic by a crude extract of allium sativum l. in mice. *International Journal of Pharmacognosy* 31(4): 316-320.
- FL** Taranov, G. S. 1994. feed yeasts (for feeding mink). *Krolikovodstvo i Zverovodstvo* (3): 8.
- Alt** Tariq, M. A. and Preiss, I. L. 1994. fluctuations in fe, cu, zn, br, as, se, and rb concentrations in c57l/j mice bearing bw7756 murine hepatoma using radioisotope-induced x-ray fluorescence. *Biol Trace Elem Res.* 42(2): 97-114.
- No Oral** Tariq, Muhammad Ashraf and Preiss, Ivor L. fluctuations in fe, cu, zn, br, as, se, and rb concentrations in c57l/j mice bearing bw7756 murine hepatoma using radioisotope-induced x-ray fluorescence. *Biol. Trace Elem. Res. (1994)* 42(2): 97-114.
- Rev** Task Group Metal Interact, Int. 1978. factors influencing metabolism and toxicity of metals a consensus Report. *Environ Health Perspect.* 25: 3-41.
- Abstract** Taubeneck, M. W., Daston, G. P., Rogers, J. M., and Keen, C. L. evidence for a common pathway of developmental toxicity of urethane, melphalan and arsenic: impact on maternal and embryonic zinc status. *Teratology* 1991 May;43(5):469
- Acu** Taubeneck, Marie Weldon, Daston, George P., Rogers, John M., and Keen, Carl L. altered maternal zinc metabolism following exposure to diverse developmental toxicants. *Reprod. Toxicol. (1994)* 8(1): 25-40.
- Abstract** Taubeneck, MW, Daston, GP, Rogers, JM, and Keen, CL. 1991. evidence for a common pathway of developmental toxicity of urethane, melphalan and arsenic: impact on maternal and embryonic zinc status. *Teratology* . 43(5): 371-542.
- Unrel** Taylor, J. D., Gibson, J. A., and Yeates, C. E. F. 1991. furazolidone toxicity in dairy calves. *Australian Veterinary Journal* 68(5): 182-183.
- FL** Teuscher, E., Sauvageau, R., and Tellier, P. 1985. case of accidental arsenic poisoning in cattle, with reference to development of histopathological lesions. *Schweizer Archiv Fur Tierheilkunde* 127(4): 257-266.

- Abstract** Thacker, G. T., Patterson, B. L., and Hood, R. D. 1977. effects of administration route on arsenate teratogenesis in mice. *Teratology*; 15 (2). 1977 30A-31A
- Mix** Thapar, N. T., Guenther, E., Carlson, C. W., and Olson, O. E. 1969. dietary selenium and arsenic additions to diets for chickens over a life cycle. *Poult Sci.* 48(6): 1987-93.
- Thapar, NT, Guenther, E, Carlson, CW, and Olson, OE. 1969. dietary selenium and arsenic additions to diets for chickens over a half cycle. *Poult. Sci.* 48: 1988.
- Bio Acc** Theis, M and Gregory, D. 1994. residues of lead, cadmium, and arsenic in livers of mexican free-tailed bats. *Bull. Environ. Contam. Toxicol.* 52(5): 641-648.
- Rev** Thompson, L. J., Hall, J. O., and Meerdink, G. L. 1991. toxic effects of trace element excess. *Veterinary Clinics of North America, Food Animal Practice.* 7(1): 277-306.
- FL** Tishchenko, L. G. 1983. histological studies of anoplocephalids after the action of anthelmintics and experimental bio-control. *Byulleten' Vsesoyuznogo Instituta Gel'Mintologii Im. K.I. Skryabina* (No.35): 72-73.
- Drug** Tobey, R. A., Enger, M. D., Griffith, J. K., and Hildebrand, C. E. 1982. inducible protective proteins: a potentially novel approach to chemotherapy. *Govt Reports Announcements & Index (GRA&I)*
- No Oral** Tripathi, Neelima, Kannan, G. M., Pant, B. P., Jaiswal, D. K., Malhotra, P. R., and Flora, S. J. S. 1977. arsenic-induced changes in certain neurotransmitter levels and their recoveries following chelation in rat whole brain. *Toxicol. Lett.* (1997) 92(3): 201-208 .
- An Prod** Troeger, K., Reuter, G., and Schneider, D. 1983. use of dried chicken manure in cattle feeding, from the aspects of meat hygiene and feed technology. i. microorganisms, nutrients and residues in battery-hen manure and maize silage used as basal feed. *Berliner Und Munchener Tierarztliche Wochenschrift* 96(11): 388-397.
- FL** Trojan, S. 1980. [adaptation of newborn rats to repeated exposure to histotoxic hypoxia (author's transl)]. <original> adaptace novorozenych krysu na opakovane vystaveni histotoxicke hypoxii. *Bratislavske Lekarske Listy* 73(6): 662-70.
- FL** Trojan, S., Jilek, L., and Mourek, J. 1967. [effect of repeated sodium arsenite administration on oxygen consumption in the rat brain and liver during development]. <original> vliv opakovaneho podavani arzenitanu sodneho na spotrebu kysliku v mozku a v jatrech krysu behem ontogeneze. *Sbornik Lekarsky* 69(12): 361-5.
- FL** Trojan, S., Jilek, L., and Travnickova, E. 1968. effect of repeated administration of sodium arsenate on the developing organism abstract rat ischemia development retardation. *CESK FYSIOL. Ceskoslovenska Fysiologie.* 17 (1). 1968 32
- FL** Trojan, Stanislav and Jilek, L. 1967. influence of repeated administration of sodium arsenite on the reflex activity of rats. *Sb. Lek. (1967)* 69(6): 175-80.
- Unrel** True Anne E, Scarrow Robert C, Randall Clayton R, Holz Richard C, and Que Lawrence Jr(A). 1993. exafs studies of uteroferrin and its anion complexes. *Journal of the American Chemical Society* 115(10): 4246-4255.

- Surv** Trust, K. A., Rummel, K. T., Scheuhammer, A. M., Brisbin, I. L. Jr., and Hooper, M. J. 2000. contaminant exposure and biomarker responses in spectacled eiders (*somateria fischeri*) from st. lawrence island, alaska. *Arch. Environ. Contam. Toxicol.* (2000) 38(1): 107-113.
- No Oral** Tsukamoto, H, Parker, HR, Gribble, DH, Mariassy, A, and Peoples, SA. 1983. nephrotoxicity of sodium arsenate in dogs. *Am. J. Vet. Res.* 44(12): 2324-2330.
- No Oral** Tsukamoto, H, Parker, HR, and Peoples SA. 1983. metabolism and renal handling of sodium arsenate in dogs. *Am. J. Vet. Res.* 44(12): 2331-2335.
- FL** Tsuneishi, E., Takeshita, K., Yoshida, S., and Nishimura, K. Tohoku National Agricultural Experiment Station Morioka Japan. 1981. accumulation and excretion of dietary arsenic (as) in cattle, and survey of as content in organs of cattle produced in tohoku district [japan]. *Bulletin of the Tohoku National Agricultural Experiment Station.* (No.65) P. 167-174
- FL** Tsutsumi, S., Usui, Y., and Matsumoto, Y. 1974. [arsenic metabolism. (report no. 8) inhibition of succinic acid dehydrogenase activity of arsenic trichloride in rats; influence of different types of diet]. *Nippon Yakurigaku Zasshi* 70(4): 515-22 .
- FL** Tsutsumi, Shoji. 1972. fundamental studies on arsenic metabolism. fate of radioisotope arsenic-74 administered to experimental animals and the pharmacodynamic action of the antidotes on the arsenic poisoning. *Shika Gakuho* (1972) 72(5): 1-25
- In Vit** Tuena De Gomez-Puyou M(A), Sandoval Francisca, and Gomez-Puyou, A. 1995. synthesis of medium pyrophosphate by soluble mitochondrial f-1 through dimethyl sulfoxide-water transitions. *Journal of Biological Chemistry* 270(28): 16820-16825.
- FL** Tulakina, N. V., Novikov, Yu. V., Plitman, S. I., Kochetkova, T. A., Lastochkina, K. O., and Khvastunov, R. M. 1987. standards for arsenic in drinking water of different hardness. *Gigiena i Sanitariya* (1): 21-24.
- Surv** Turner, J. C., Solly, S. R. B., Mol-Krijnen, J. C. M., and Shanks, V. 1978. organochlorine, fluorine, and heavy-metal levels in some birds from newzealand estuaries. *New Zealand Journal of Science* 21(1): 99-102.
- Phys** Ullrich, K. J. and Murer, H. 1982. sulphate and phosphate transport in the renal proximal tubule. *Philosophical Transactions of the Royal Society of London. Series B:*
- Phys** Ullrich, K. J., Papavassiliou, F., Rumrich, G., and Fritzsche, G. 1985. contraluminal phosphate transport in the proximal tubule of the rat kidney. *Pflugers Archiv* 405 Suppl 1: S106-9.
- Phys** Ullrich, K. J., Rumrich, G., and Kloss, S. 1984. contraluminal sulfate transport in the proximal tubule of the rat kidney. i. kinetics, effects of k⁺, na⁺, ca²⁺, h⁺, and anions. *Pflugers Archiv* 402(3): 264-71.
- Abstract** Umpierre, C. C. 1981. embryo lethal and teratogenic effects of sodium arsenite in Rats. *21st Annual Meeting of the Teratology Society*
- Unrel** Underwood, E. J. 1976. mineral imbalances in farm animals and their study and diagnosis with isotopic tracers. *Atomic Energy Review* 14(4): 591-619.
- Rev** Underwood, E. J. 1981.: ix + 180pp.

- BioAcc** US Army. 1976.: 9.
- Rev** USDOJ. 1988.
USEPA. 1998.
- Rev** Uthus, E. O. evidence for arsenic essentiality. *ENVIRON GEOCHEM HEALTH*; 14 (2). 1992. 55-58.
- Abstract** Uthus, E. O. 1997. arsenic deprivation decreases the specific activity of betaine homocysteine methyltransferase (bhmt) in rats fed diets low in folic acid but supplemented with choline. *FASEB Journal* 11(3): A148.
- Mix** Uthus, E. O. and Kang, Y. J. effect of buthionine sulfoximine on the response to arsenic deprivation in female rats. *J. Trace Elem. Exp. Med. (1998)* 11(1): 29-36.
- CP** Uthus, E. O. and Nielsen, F. H. 1983. zinc status affects the induction of arsenic deficiency in chicks. *67th Annual Meeting of the Federation of American Societies for Experimental Biology, Chicago, Ill., Usa, April 10-15, 1983. Fed Proc. 42 (4). 1983. Abstract 3108.*
- CP** Uthus, E. O. and Nielsen, F. H. arsenic-zinc interactions in chicks. *Proc. N. D. Acad. Sci. (1980)* : 34, 54.
- CP** Uthus, E. O. and Nielsen, F. H. 1980. arsenic deprivation and arsenic-zinc interactions in the chick. *Spurenelem.-Symp.: Arsen 3rd* : 33-9. Editor(s): Anke, Manfred; Schneider, Hans-Joachim; Brueckner, Chr. Publisher: Friedrich-Schiller- Univ. Jena Abt. Wiss. Publ., Jena, Ger. Dem. Rep.
- CP** Uthus, E. O. and Nielsen, F. H. 1983. influence of arsenic on arginine metabolism in chicks. *Spurenelem.-Symp. 4th* : 105-10. Editor(s): Anke, Manfred. Publisher: Friedrich-Schiller- Univ., Jena, Ger. Dem. Rep..
- Abstract** Uthus, E. O. and Nielsen, F. H. 1987. effects of dietary taurine on arsenic deprivation in the spontaneously hypertensive rat. *Federation Proceedings* 46: 1007.
- No COC** Uthus, E. O. and Nielsen, F. H. 1987. methyl depletion affects the response of rats to arsenic deprivation. *Nutrition Research* 7(10): 1061-1072.
- CP** Uthus, E. O. and Poellot, R. effects of dietary methionine on signs of arsenic deprivation in rats. *Proceedings Of The North Dakota Academy Of Science.* Apr 1990. v. 44 p. 90.
- CP** Uthus, E. O. and Poellot, R. A. 1998. high dietary sodium arsenite affects kidney trace element concentrations. *FASEB Journal* 12(4): A221.
- Abstract** Uthus, EO and Nielson, FH. 1987. effects of dietary taurine on arsenic deprivation in the spontaneously hypertensive rat. *Fed Proc.* 46(3): 1007.
- Nut def** Uthus, Eric and Poellot, Rhonda. effect of dietary pyridoxine on arsenic deprivation in rats. *Magnesium Trace Elem. (1993)* Volume Date 1992, 10(5-6): 339-47.
- Nut def** Uthus, Eric and Poellot, Rhonda. effect of methionine deficiency on arsenic deprivation in rats : growth, blood parameters, organ weight/body weight ratios, and tissue trace element

concentration. *J. Trace Elem. Exp. Med.* (1992) 5(3): 153-64.

- Nut def** Uthus, Eric O. diethyl maleate, an in vivo chemical depletor of glutathione, affects the response of male and female rats to arsenic deprivation. *Biol. Trace Elem. Res.* (1994) 46(3): 247-59
- Nut def** Uthus, Eric O. effects of arsenic deprivation in hamsters. *Magnesium Trace Elem.* (1991) Volume Date 1990, 9(4): 227-32.
- Rev** Uthus, Eric O. evidence for arsenic essentiality. *Environ. Geochem. Health* (1992) 14(2): 55-8
- Nut def** Uthus, Eric O. and Nielsen, Forrest H. methyl depletion affects the response of rats to arsenic deprivation. *Nutr. Res. (N. Y.)* (1987) 7(10): 1061-72.
- Bio Acc** Vadhanavikit, S., Ip, C., and Ganther, H. E. metabolites of sodium selenite and methylated selenium compounds administered at cancer chemoprevention levels in the rat. *Xenobiotica* (1993) 23(7): 731-45.
- Prim** Vahter, M, Couch, R, Nermell, B, and Nilsson, R. 1995. lack of methylation of inorganic arsenic in the chimpanzee. *Toxicol. Appl. Pharmacol.* 133(2): 262-268.
- No Oral** Vahter, M and Marafante, E. 1987. effects of low dietary intake of methionine, chlorine or proteins on the biotransformation of arsenite in the rabbit. *Toxicol. Letters.* 37: 41-46.
- CP** Vahter, M. and Marafante, E. 1988. intracellular distribution and chemical forms of arsenic in rabbits exposed to Arsenate. *First International Meeting on Molecular Mechanisms of Metal Toxicity and Carcinogenicity*
- Rev** Vahter, Marie. 1999. methylation of inorganic arsenic in different mammalian species and population groups. *Sci. Prog. (Northwood U. K.)* 82(1): 69-88
- Acu** Van den Heuvel, M. J., Clark, D. G., Fielder, R. J., Koundakjian, P. P., Oliver, G. J. A., Pelling, D., Tomlinson, N. J., and Walker, A. P. 1990. the international validation of a fixed-dose procedure as an alternative to the classical ld50 test. *Food Chem. Toxicol.* (1990) 28(7): 469-82.
- Surv** Van Der Veen, N. G. and Vreman, K. 1986. transfer of cadmium lead mercury and arsenic from feed into various organs and tissues of fattening lambs. *NETH J AGRIC SCI.* 34(2): 145-154.
- Abstract** Van Gelder, G. A., Buck, W. B., Osweiler, G. D., and Stahr, H. M. 1972. research activities of a veterinary toxicology laboratory. *Clinical Toxicology* 5(2): 271-81.
- Drug** van Praag, M. C., Tseng, L. N., Mommaas, A. M., Boom, B. W., and Vermeer, B. J. 1993. minimising the risks of puva treatment. *Drug Safety* 8(5): 340-9.
- Mix** Van Vleet, J. F. 1982. amounts of twelve elements required to induce selenium vitamin e deficiency in ducklings. *Am. J. Vet. Res.* 43(5): 851-857.
- Dead** VanUlsen, F. W. one hundred poisoned dogs. *Tijdschr. Diergeneesk.* 99(18): 947-948; 1974.(2 References)
- Abstract** Vedel, G. C., Harrison, W. P., Baxley, M. N., and Hood, R. D. influence of an arsenic chelating

agent (bal) on the outcome of prenatal arsenite exposure in mice. *Teratology*. 21:72A-73A,1980

- Mix** Veen, N. G. van der and Vreman, K. 1986. transfer of cadmium, lead, mercury and arsenic from feed into various organs and tissues of fattening lambs. *Netherlands Journal of Agricultural Science* 34(2): 145-153.
- Mix** Veeramachaneni, D. N. R. and Amann, J. S. Palmer And R P. 1995. sexual dysfunction and abnormal acrosomes in rabbits following infantile exposure to a mixture of chemical contaminants in drinking water. *Biology of Reproduction* 52(SUPPL. 1): 171.
- Rev** Venugopal, B. and Luckey, T. D. 1978. *Metal Toxicity in Mammals* 2
- Surv** Vermeer, K and Thompson, JAJ. 1992. arsenic and copper residues in waterbirds and their food down inlet from the island copper mill. *Bull Environ Contam Toxicol*. 48(5): 733-738.
- FL** Vibe, P. P. 1976. parasitic coenoses in sheep. *Veterinariya, Moscow* (6): 58-60.
- Mix** Vijchulata, Pravee, Henry, P. R., Ammerman, C. B., Becker, H. N., and Palmer, A. Z. performance and tissue mineral composition of ruminants fed cage layer manure in combination with monensin. *J. Anim. Sci.* (1980). 50(1): 48-56.
- No COC** Vincent, J. B., Crowder, M. W., and Averill, B. A. 1991. spectroscopic and kinetics studies of a high-salt-stabilized form of the purple acid phosphatase from bovine spleen. *Biochemistry*. 30 (12). 1991. 3025-3034.
- FL** Viuf, B. T. 1992. report, 4: department of chemical analyses (additives and undesirable substances). <original> 4: meddelelser fra kemisk afdeling. *Plantedirektoratets Beretning. Foder, Goedning, Voksemedier, EF-Stoetteordninger. (No.1) P. 59-79*
- Mix** Vodela, J. K., Lenz, S. D., Renden, J. A., and Kemppainen, B. W. 1996. reproductive performance altered by chemical mixture. *Toxicologist* 1996 Mar;30(1 Pt 2):192
- Mix** Vodela, J. K., Lenz, S. D., Renden, J. A., Mcelhenney, W. H., and Kemppainen, B. W. 1997. drinking water contaminants (arsenic, cadmium, lead, benzene, and trichloroethylene): 2. effects on reproductive performance, egg quality, and embryo toxicity in broiler breeders. *Poultry Science*. 76(11): 1493-1500.
- Mix** Vodela, J. K., Renden, J. A., Lenz, S. D., Mcelhenney, W. H., and Kemppainen, B. W. 1997. drinking water contaminants (arsenic, cadmium, lead, benzene, and trichloroethylene): 1. interaction of contaminants with nutritional status on general performance and immune function in broiler chickens. *Poultry Science*. 76(11): 1474-1492.
- FL** Vogler, G. 1967. [intoxication of man and animals with phytoplankton toxins from surface waters]. <original> intoxicationen von mensch und tier durch phytoplanktontoxine aus oberflachengewassern. *Archiv Fur Hygiene Und Bakteriologie* 151(1): 1-22.
- Abstract** Vreman, K. and De Ruig W G. 1980. supplementation of diet with arsenic lead cadmium and mercury in lactating dairy cows and young fattening bulls appearance of various heavy metals in various edible tissues. *34th Convention of the Society for the Nutritional Physiology of Domestic Animals, Goettingen, West Germany, March 12-14, 1980. Z Tierphysiol Tierernaehr Futtermittelk.* 44 (1). 1980. 10-11.

- FL** Vreman, K. and Ruig, W. G. de. 1980. supplements of arsenic, lead, cadmium and mercury for lactating dairy cows and young fattening bulls. the transfer (of the heavy metals) to different edible tissues. *Zeitschrift Fur Tierphysiologie, Tierernahrung Und Futtermittelkunde* 44(1): 10-11.
- Mix** Vreman, K., Van Der Veen, N. G., Van Der Molen, E. J., and De Ruig, W. G. 1986. transfer of cadmium lead mercury and arsenic from feed into milk and various tissues of dairy cows chemical and pathological Data. *Neth J Agric Sci.* 34(2): 129-144.
- Diss** Vreman, K. and Veen, N. G. van der. 1981. carry-over of lead, cadmium, mercury and arsenic from animal feed to edible products of fattening lambs. <document title>rapport, instituut voor veevoedingsonderzoek "hoorn". (136): 17 pp.
- Unrel** Vyaizenen, G. N., Tokar', A. I., Gulyaev, V. A, Marinets, R. M., and Struchkov, A. A. 1998. conifer extract for obtaining ecologically clean product. *Kormoproizvodstvo* (1): 28-29.
- Abstract** Wagstaff, D. J. 1972. arsenic trioxide: stimulation of liver enzyme detoxication activity. *Toxicol. Appl. Pharmacol.*; 22(2): 310; 1972
- Mix** Wagstaff, D. J. alteration of hepatic de toxication enzyme activity by dietary arsenic tri oxide. *Food and Cosmetics Toxicology.* 16 (5). 1978. 423-426. Ref ID: 15190
- Unrel** Waheed, A. and Van Etten R L. 1980 the structural basis of the anomalous kinetics of rabbit liver aryl sulfatase a ec-3.1.6.1. *Archives of Biochemistry and Biophysics.* 203 (1). 1980. 11-24.
- Bio Acc** Waheed, S., Fatima, I., Mannan, A., Chaudhary, M. S., and Qureshi, I. H. 1985. trace element concentration in egg- yolk and egg-white of farm and domestic chicken eggs. *Int. J. Environ. Anal. Chem.* (1985) 21(4): 333-44.
- FL** Wan, B., Wang, C., Liou, S., and Ren, J. 1984. toxicity and teratogenicity studies of arsenite in chicken Embryos. *Zhonghua Laodong Weisheng Zhiyebing Zazhi (Chinese J Ind Hyg Occupat Dis)* 1:3-4,1984
- CP** Wang, C., Gomer, R. H., and Lazarides, E. 1981. heat shock proteins are methylated in avian and mammalian cells. *Proceedings of the National Academy of Sciences of the United States of*
- In Vit** Wang, C., Lin, J. M., and Lazarides, E. 1992. methylations of 70,000-da heat shock proteins in 3t3 cells: alterations by arsenite treatment, by different stages of growth and by virus transformation. *Archives of Biochemistry and Biophysics* 297(1): 169-75.
- Unrel** Wang, T. C., Huang, J. S., Yang, V. C., Lan, H. J., Lin, C. J., and Jan, K. Y. delay of the excision of uv light-induced dna adducts is involved in the coclastogenicity of uv light plus arsenite. *International Journal of Radiation Biology;* 66 (4). 1994. 367-372.
- In Vit** Wang, T. S., Kuo, C. F., Jan, K. Y., and Huang, H. 1996. arsenite induces apoptosis in chinese hamster ovary cells by generation of reactive oxygen species. *Journal of Cellular Physiology;* 169 (2). 1996. 256-268.
- In Vit** Wang, T. S., Shu, Y. F., Liu, Y. C., Jan, K. Y., and Huang, H. 1997. glutathione peroxidase and catalase modulate the genotoxicity of arsenite. *Toxicology;* 121 (3). 1997. 229-237.
- Unrel** Warren, A. P. and Pasternak, C. A. 1988. common pathway for the induction of hexose transport by insulin and Stress. *J Cell Physiol;* 138 (2). 1988. 323-328.

- In Vit** Wasserman, R. H. 1979. *Molecular Mechanisms of the Epithelial Transport of Toxic Metal Ions, Particularly Mercury, Cadmium, Lead, Arsenic, Zinc, and Copper. Progress Report, January 1, 1979-December 31, 1979*
- In Vit** Wasserman, R. H. and Fullmer, C. S. 1986. *Molecular Mechanisms of the Epithelial Transport of Toxic Metal Ions. Final Report, September 1, 1975-December 31, 1985. DOE/EV/02792-12*
- Diss** Watanabe, T., Hirayama, T., Takahashi, T., Kokubo, T., and Ikeda, M. toxicological evaluation of arsenic in edible seaweed, hizikia.
- CP** Watanabe, T., Hirayama, T., Takahashi, T., Kokubo, T., and Ikeda, M. 1980. toxicological evaluation of arsenic in edible seaweed hizikia species. *2nd International Congress on Toxicology*
- Aquatic** Watanabe, Takao, Hirayama, Toshiko, Takahashi, Toru, Kokubo, Takeshi, and Ikeda, Masayuki. 1979. toxicological evaluation of arsenic in edible seaweed, hizikia species. *Toxicology (1979)* 14(1): 1-22.
- Unrel** Watson, A. P. and Griffin, G. D. 1992. toxicity of vesicant agents scheduled for destruction by the chemical stockpile disposal program. *Environmental Health Perspectives* 98: 259-80.
- No Oral** Webb, D. R., Wilson, S. E., and Carter, D. E. 1987. pulmonary clearance and toxicity of respirable gallium arsenide particulates intratracheally instilled into rats. *Am. Ind. Hyg. Assoc. J. (1987)* 48(7): 660-7.
- Unrel** Westing, T. W., Fontenot, J. P., McClure, W. H., Kelly, R. F., and Webb, K. E. Jr. 1985. characterization of mineral element profiles in animal waste and tissues from cattle fed animal waste. 1. heifers fed broiler litter. *Journal of Animal Science* 61(3): 670-681.
- Nut Def** Whanger, P. D., Weswig, P. H., Schmitz, J. A., and Oldfield, J. E. 1976. effects of selenium, cadmium, mercury, tellurium, arsenic, silver and arsenic on white muscle disease in lambs and effect of dietary forms of arsenic on its accumulation in tissues. *Nutr Rep Int.* 14(1): 63-72.
- Unrel** Wharton, R. H., Roulston, W. J., and <Editors> Wells, E. A. 1977. acaricide resistance in boophilus microplus in australia. 73-92.
- Surv** White, D. H., King, K. A., and Prouty, R. M. 1980. significance of organochlorine and heavy metal residues in wintering shorebirds at corpus christi, texas, 1976-77. *Pestic. Monit. J.* 14(2): 58-63.
- In Vit** Wiegant, F. A., van Bergen en Henegouwen, P. M., van Dongen, G., and Linnemans, W. A. 1987. stress-induced thermotolerance of the cytoskeleton of mouse neuroblastoma n2a cells and rat reuber h35 hepatoma cells. *Cancer Research* 47(6): 1674-80.
- In Vit** Wiegant, F. A. C., Souren, J. E. M., van Rijn, J., and van Wijk, R. stressor-specific induction of heat shock proteins in rat hepatoma cells. *Toxicology (1994)* 94(1-3): 143-59 .
- Surv** Wiemeyer, S. N., Jurek, R. M., and Moore, J. F. 1986. environmental contaminants in surrogate foods and feathers of california condors gymnogyps-californianus. *Environ Monit Assess.* 6(1): p91-111.
- Surv** Wiemeyer, Stanley N., Schmeling, Sheila K., and Anderson, Allen. 1987. environmental

- pollutant and necropsy data for ospreys from the eastern united states, 1975-1982. *J. Wildl. Dis.* 23(2): 279-91 .
- No Oral** Wight, P. A. L., Dewar, W. A., Saunderson, C. L., Wiemeyer, S. N., Jurek, R. M., and Moore, J. F. 1986. zinc toxicity in the fowl ultrastructural pathology and relationship to selenium lead and copper: environmental contaminants in surrogates foods and feathers of california condors *Gymnogyps-californianus*. *Avian Pathol.* 15(1): 23-38.
- Rev** Wilber, C. G. 1980. toxicology of selenium: a review. *Clin. Toxicol.* 17(2): 171-230.
- No Oral** Wilkinson, F. C. 1979. dermatophilosis of sheep association with dipping and effects onproduction. *Australian Veterinary Journal* 55(2): 74-76.
- Gene** Willems, F., Vansanten-Urbain, G., De Wit, D., Slaoui, M., and Urbain, J. 1990. loss of a major idiotypic (cria) after repopulation of irradiated mice. *Journal of Immunology* 144(4): 1396-403.
- No Oral** Willhite, C. C. arsenic-induced axial skeletal (dysraphic) Disorders. *Exp Mol Pathol* 34:145-158,1981
- Rev** Williams, S. N. and McDowell, L. R. 1985. newly discovered and toxic elements. *Animal Feeding and Nutrition: Nutrition of Grazing Ruminants in Warm Climates.* 317-338.
- Sed** Winger, P. V., Lasier, P. J., White, D. H., and Seginak, J. T. 2000. effects of contaminants in dredge material from the lower savannah river . *Arch. Environ. Contam. Toxicol.* 38(1): 128-136 .
- Surv** Winger, P. V(A), Lasier, P. J., White, D. H., and Seginak, J. T. 2000. effects of contaminants in dredge material from the lower savannah river. *Archives of Environmental Contamination and Toxicology* 38(1): 128-136.
- Org met** Wise, D. R., Hartley, W. J., and Fowler, N. G. 1974. pathology of 3-nitro-4-hydroxyphenylarsonic acid toxicity in turkeys. *Research in Veterinary Science* 16(No.3): 336-340.
- Abstract** Woods, J. S. and Fowler, B. A. 1978. perturbation of hepatic heme biosynthesis and urinary porphyrin levels as an early response to prolonged arsenic exposure. *Society of Toxicology Seventeenth Annual Meeting: Abstracts of Papers. In Toxicology and Applied Pharmacology* 45(1): 309.
- Dup** Woods, JS and Fowler, BA. 1977. effects of chronic arsenic exposure on hematopoietic function in adult mammalian liver. *Environ. Health. Perspect.* 19: 209-213.
- Org met** Worden, An and Wood, EC. 1973. the effect of carbarsone (33.6% w/v p-ureidobenzene arsonic acid) on bodyweight gain, food conversion and tissue arsenic levels of turkey poults. *J. Sci. Food Agric.* 24: 35-41 .
- Unrel** Xu, Xiuju, Xiao, Menglan, Li, Feng, Wang, Xiaoning, and Li, Meixian. nutritional and safety evaluation of delipidized castor bean proteins. *Shipin Kexue (Beijing) (1990)* : 122, 8-9
- Mix** Yanaga, Makoto, Enomoto, Shuichi, Hirunuma, Rieko, Endo, Kazutoyo, Ambe, Shizuko, Tozawa, Machiko, and Ambe, Fumitoshi. 1966. uptake and excretion of various elements in rats. *RIKEN Rev.* 13, 23-24 .

- Mix** Yanaga, Makoto, Enomoto, Shuichi, Hirunuma, Rieko, Furuta, Riko, Endo, Kazutoyo, Tanaka, Akira, Ambe, Shizuko, Tozawa, Machiko, and Ambe, Fumitoshi. multitracer study on uptake and excretion of trace elements in rats. *Appl. Radiat. Isot.* (1996) 47(2): 235-40 .
- Acu** Yanez, Leticia, Carrizales, Leticia, Zanatta, Maria Teresa, De Jesus Mejia, Jose, Batres, Lilia, and Diaz-Barriga, Fernando. arsenic-cadmium interaction in rats : toxic effects in the heart and tissue metal shifts. *Toxicology* (1991) 67(2): 227-34.
- FL** Yang, J. G., Zhou, L., and Liu, M. X. 1989. [antidotal effect of *Stenoloma chusanum*(L.) ching against arsenic and ammonium]. *Chung-Kuo Chung Yao Tsa Chih* 14(3): 46-8, 64.
- In Vit** Yang, J. L., Chen, M. F., Wu, C. W., and Lee, T. C. 1992. posttreatment with sodium arsenite alters the mutational spectrum induced by ultraviolet light irradiation in chinese hamster ovary cells. *Environmental and Molecular Mutagenesis* 20(3): 156-64.
- No Oral** Yang, Y. L., Lu, K. T., Tsay, H. J., Lin, C. H., and Lin, M. T. 1998. heat shock protein expression protects against death following exposure to heatstroke in rats. *Neuroscience Letters* 252(1): 9-12.
- Aquatic** Yannai, S., Mokady, S., Sachs, K., Kantorowitz, B., and Berk, Z. 1979. secondary toxicology and contaminants of algae grown on waste water. *Nutrition Reports International.* 19 (3): 391-400.
- FL** Yao, H. and Wang, G. Q. 1988. [experimental studies on the acute and chronic combined action of arsenic and fluoride]. *Chung-Hua Yu Fang i Hsueh Tsa Chih* 22(5): 284-6.
- In Vit** YIH, L. H. and Lee, T. C. 1994. a proteolytic activity enhanced by arsenite in chinese hamster ovary cells: possible involvement in arsenite-induced cell killing. *Biochemical and Biophysical Research Communications;* 202 (2). 1994. 1015-1022.
- Acute** Yoshida, K, Chen, H, Inoue, Y, Wanibuchi, H, Fukushima, S, Kuroda, K, and Endo, G. 1997. the urinary excretion of arsenic metabolites after a single oral administration of dimethylarsinic acid to rats. *Arch Environ Contam Toxicol.* 32(4): 416-421.
- Org met** Yoshida, Kaoru, Inoue, Yoshinori, Kuroda, Koichi, Chen, Hua, Wanibuchi, Hideki, Fukushima, Shoji, and Endo, Ginji. 1998. urinary excretion of arsenic metabolites after long-term oral administration of various arsenic compounds to rats. *J. Toxicol. Environ. Health Part A .* 54(3): 179-192
- Acu** Yoshikawa, Hiroshi. preventive effect of pretreatment with low dose of metals on the acute toxicity of metals in mice. *Ind. Health* (1970) 8(4): 184-91.
- Unrel** Yotis William W(A), Gopalsami Chellam, Corrigan Kevin, Hoerman Kirk, and Keene Joseph J Jr. 1993. phosphorylated nutrient uptake by *treponema denticola* and other potential periodontopathogens. *Journal of Basic Microbiology* 33(5): 357-368.
- Org met** Young, R. A., Opresko, D. M., Watson, A. P., and King, J. preliminary data analysis and derivation of an estimated reference dose (rfd) for lewisite. *Toxicologist* 1996 Mar;30(1 Pt 2):149
- Unrel** Yu, Ping, Yan, Jinling, and Huang, Meng. extraction of the active constituents of fucus ovary and their properties. *Tianran Chanwu Yanjiu Yu Kaifa* (1999) 11(5): 51-54.

- FL** Yuan, Hongbing and Zhang, Gong. combined effects of lead, cadmium and arsenic on renal trace element levels in mice. *Gongye Weisheng Yu Zhiyebing (1991)* 17(2): 70-2 .
- Prim** Zakharyan, R. A., Wildfang, E., and Aposhian, H. V. 1996. enzymatic methylation of arsenic compounds. iii. the marmoset and tamarin, but not the rhesus, monkeys are deficient in methyltransferases that methylate inorganic arsenic. *Toxicology and Applied Pharmacology* 140(1): 77-84.
- Prim** Zakharyan, Robert A., Wildfang, Eric, and Aposhian, H. Vasken. enzymic methylation of arsenic compounds. iii. the marmoset and tamarin, but not the rhesus, monkeys are deficient in methyltransferases that methylate inorganic arsenic. *Toxicol. Appl. Pharmacol. (1996)* 140(1): 77-84.
- Acute** Zaman, K and Pardini, RS. 1995. an insect model for assessing toxicity: arsenic elevated glutathione content in the musca domestica and trichoplusia ni. *Bull Environ Contam Toxicol.* 55(6): 845-852.
- No Org** Zaman, Khalequz, MacGill, Randall S., Johnson, James E., Ahmad, Sami, and Pardini, Ronald S. an insect model for assessing oxidative stress related to arsenic toxicity. *Arch. Insect Biochem. Physiol. (1995)* 29(2): 199-209..
- Unrel** Zeledon, R. and De Monge, E. 1967. physiological studies on the culture form of four strains of leishmania braziliensis. i. nitrogen content, substrate utilization, and effect of metabolic inhibitors on respiration and its relation to infectivity. *Journal of Parasitology* 53(5): 937-45.
- Mix** Zhai, CK, Tang, WL, Jang, XL, and Lorenz, KJ. 1996. studies of the safety of chinese wild rice. *Food Chem Toxicol.* 34: 347-352.
- FL** Zhang, C., Yao, H., Ling, B., and Liu, J. 1997. [the effect of arsenic on reproduction and offspring development of rats]. *Wei Sheng Yen Chiu* 26(3): 179-82.
- FL** Zhang, Chen, Ling, Bing, Liu, Jiwen, Wang, Guoquan, and Xiao, Biyu. effect of fluoride-arsenic exposure on neurobehavioral development of offsprings in rats. *Weisheng Yanjiu (1999)* 28(6): 337-338, C4.
- FL** Zhang, Chen, Yao, Hua, Ling, Bing, and Liu, Jiwen. accumulative arsenic level in viscera in offsprings of exposed parent rats. *Zhonghua Yufang Yixue Zazhi (1998)* 32(2): 76-78.
- FL** Zhang, Cheng, Yao, Hua, Lin, Bin, Liu, Jiwen, and Jiang, Ping. arsenic exposed rat offspring mutagenicity study. *Weisheng Dulixue Zazhi (1998)* 12(1): 33-34.
- Chem Meth** Zinke-Allmang, M., Feldman, L. C., Patel, J. R., and Tully, J. C. The Morphology of Arsenic Terminated Silicon(111) from Desorption Kinetics. *Surf. Sci. (1988)* 197(1-2): 1-10.
- FL** Zmudzki, J. and Szkoda, J. Trace Elements Content of Hen Eggs in Poland. *Bromatologia I Chemia Toksykologiczna; 29 (1). 1996.* 55-57.

Literature Rejection Categories		
Rejection Criteria	Description	Receptor
ABSTRACT (Abstract)	Abstracts of journal publications or conference presentations.	Wildlife Plants and Soil Invertebrates
ACUTE STUDIES (Acu)	Single oral dose or exposure duration of three days or less.	Wildlife
AIR POLLUTION (Air P)	Studies describing the results for air pollution studies.	Wildlife Plants and Soil Invertebrates
ALTERED RECEPTOR (Alt)	Studies that describe the effects of the contaminant on surgically-altered or chemically-modified receptors (e.g., right nephrectomy, left renal artery ligation, hormone implant, etc.).	Wildlife
AQUATIC STUDIES (Aquatic)	Studies that investigate toxicity in aquatic organisms.	Wildlife Plants and Soil Invertebrates
ANATOMICAL STUDIES (Anat)	Studies of anatomy. Instance where the contaminant is used in physical studies (e.g., silver nitrate staining for histology).	Wildlife
BACTERIA (Bact)	Studies on bacteria or susceptibility to bacterial infection.	Wildlife Plants and Soil Invertebrates
BIOACCUMULATION SURVEY (Bio Acc)	Studies reporting the measurement of the concentration of the contaminant in tissues.	Wildlife Plants and Soil Invertebrates
BIOLOGICAL PRODUCT (BioP)	Studies of biological toxicants, including venoms, fungal toxins, <i>Bacillus thuringiensis</i> , other plant, animal, or microbial extracts or toxins.	Wildlife Plants and Soil Invertebrates
BIOMARKER (Biom)	Studies reporting results for a biomarker having no reported association with an adverse effect and an exposure dose (or concentration).	Wildlife
CARCINOGENICITY STUDIES (Carcin)	Studies that report data only for carcinogenic endpoints such as tumor induction. Papers that report systemic toxicity data are retained for coding of appropriate endpoints.	Wildlife Plants and Soil Invertebrates
CHEMICAL METHODS (Chem Meth)	Studies reporting methods for determination of contaminants, purification of chemicals, etc. Studies describing the preparation and analysis of the contaminant in the tissues of the receptor.	Wildlife Plants and Soil Invertebrates
CONFERENCE PROCEEDINGS (CP)	Studies reported in conference and symposium proceedings.	Wildlife Plants and Soil Invertebrates
DEAD (Dead)	Studies reporting results for dead organisms. Studies reporting field mortalities with necropsy data where it is not possible to establish the dose to the organism.	Wildlife Plants and Soil Invertebrates
DISSERTATIONS (Diss)	Dissertations are excluded. However, dissertations are flagged for possible future use.	Wildlife
DRUG (Drug)	Studies reporting results for testing of drug and therapeutic effects and side-effects. Therapeutic drugs include vitamins and minerals. Studies of some minerals may be included if there is potential for adverse effects.	Wildlife Plants and Soil Invertebrates
DUPLICATE DATA (Dup)	Studies reporting results that are duplicated in a separate publication. The publication with the earlier year is used.	Wildlife Plants and Soil Invertebrates

Literature Rejection Categories		
Rejection Criteria	Description	Receptor
ECOLOGICAL INTERACTIONS (Ecol)	Studies of ecological processes that do not investigate effects of contaminant exposure (e.g., studies of “silver” fox natural history; studies on ferrets identified in iron search).	Wildlife Plants and Soil Invertebrates
EFFLUENT (Effl)	Studies reporting effects of effluent, sewage, or polluted runoff.	Wildlife Plants and Soil Invertebrates
ECOLOGICALLY RELEVANT ENDPOINT (ERE)	Studies reporting a result for endpoints considered as ecologically relevant but is not used for deriving Eco-SSLs (e.g., behavior, mortality).	Plants and Soil Invertebrates
CONTAMINANT FATE/METABOLISM (Fate)	Studies reporting what happens to the contaminant, rather than what happens to the organism. Studies describing the intermediary metabolism of the contaminant (e.g., radioactive tracer studies) without description of adverse effects.	Wildlife Plants and Soil Invertebrates
FOREIGN LANGUAGE (FL)	Studies in languages other than English.	Wildlife Plants and Soil Invertebrates
FOOD STUDIES (Food)	Food science studies conducted to improve production of food for human consumption.	Wildlife
FUNGUS (Fungus)	Studies on fungus.	Wildlife Plants and Soil Invertebrates
GENE (Gene)	Studies of genotoxicity (chromosomal aberrations and mutagenicity).	Wildlife Plants and Soil Invertebrates
HUMAN HEALTH (HHE)	Studies with human subjects.	Wildlife Plants and Soil Invertebrates
IMMUNOLOGY (IMM)	Studies on the effects of contaminants on immunological endpoints.	Wildlife Plants and Soil Invertebrates
INVERTEBRATE (Invert)	Studies that investigate the effects of contaminants on terrestrial invertebrates are excluded.	Wildlife
IN VITRO (In Vit)	<i>In vitro</i> studies, including exposure of cell cultures, excised tissues and/or excised organs.	Wildlife Plants and Soil Invertebrates
LEAD SHOT (Lead shot)	Studies administering lead shot as the exposure form. These studies are labeled separately for possible later retrieval and review.	Wildlife
MEDIA (Media)	Authors must report that the study was conducted using natural or artificial soil. Studies conducted in pore water or any other aqueous phase (e.g., hydroponic solution), filter paper, petri dishes, manure, organic or histosoils (e.g., peat muck, humus), are not considered suitable for use in defining soil screening levels.	Plants and Soil Invertebrates
METHODS (Meth)	Studies reporting methods or methods development without usable toxicity test results for specific endpoints.	Wildlife Plants and Soil Invertebrates
MINERAL REQUIREMENTS (Mineral)	Studies examining the minerals required for better production of animals for human consumption, unless there is potential for adverse effects.	Wildlife
MIXTURE (Mix)	Studies that report data for combinations of single toxicants (e.g. cadmium and copper) are excluded. Exposure in a field setting from contaminated natural soils or waste application to soil may be coded as Field Survey.	Wildlife Plants and Soil Invertebrates

Literature Rejection Categories		
Rejection Criteria	Description	Receptor
MODELING (Model)	Studies reporting the use of existing data for modeling, i.e., no new organism toxicity data are reported. Studies which extrapolate effects based on known relationships between parameters and adverse effects.	Wildlife Plants and Soil Invertebrates
NO CONTAMINANT OF CONCERN (No COC)	Studies that do not examine the toxicity of Eco-SSL contaminants of concern.	Wildlife Plants and Soil Invertebrates
NO CONTROL (No Control)	Studies which lack a control or which have a control that is classified as invalid for derivation of TRVs.	Wildlife Plants and Soil Invertebrates
NO DATA (No Data)	Studies for which results are stated in text but no data is provided. Also refers to studies with insufficient data where results are reported for only one organism per exposure concentration or dose (wildlife).	Wildlife Plants and Soil Invertebrates
NO DOSE or CONC (No Dose)	Studies with no usable dose or concentration reported, or an insufficient number of doses/concentrations are used based on Eco-SSL SOPs. These are usually identified after examination of full paper. This includes studies which examine effects after exposure to contaminant ceases. This also includes studies where offspring are exposed in utero and/or lactation by doses to parents and then after weaning to similar concentrations as their parents. Dose cannot be determined.	Wildlife Plants and Soil Invertebrates
NO DURATION (No Dur)	Studies with no exposure duration. These are usually identified after examination of full paper.	Wildlife Plants and Soil Invertebrates
NO EFFECT (No Efect)	Studies with no relevant effect evaluated in a biological test species or data not reported for effect discussed.	Wildlife Plants and Soil Invertebrates
NO ORAL (No Oral)	Studies using non-oral routes of contaminant administration including intraperitoneal injection, other injection, inhalation, and dermal exposures.	Wildlife
NO ORGANISM (No Org) or NO SPECIES	Studies that do not examine or test a viable organism (also see in vitro rejection category).	Wildlife Plants and Soil Invertebrates
NOT AVAILABLE (Not Avail)	Papers that could not be located. Citation from electronic searches may be incorrect or the source is not readily available.	Wildlife Plants and Soil Invertebrates
NOT PRIMARY (Not Prim)	Papers that are not the original compilation and/or publication of the experimental data.	Wildlife Plants and Soil Invertebrates
NO TOXICANT (No Tox)	No toxicant used. Publications often report responses to changes in water or soil chemistry variables, e.g., pH or temperature. Such publications are not included.	Wildlife Plants and Soil Invertebrates
NO TOX DATA (No Tox Data)	Studies where toxicant used but no results reported that had a negative impact (plants and soil invertebrates).	Plants and Soil Invertebrates
NUTRIENT (Nutrient)	Nutrition studies reporting no concentration related negative impact.	Plants and Soil Invertebrates
NUTRIENT DEFICIENCY (Nut def)	Studies of the effects of nutrient deficiencies. Nutritional deficient diet is identified by the author. If reviewer is uncertain then the administrator should be consulted. Effects associated with added nutrients are coded.	Wildlife
NUTRITION (Nut)	Studies examining the best or minimum level of a chemical in the diet for improvement of health or maintenance of animals in captivity.	Wildlife
OTHER AMBIENT CONDITIONS (OAC)	Studies which examine other ambient conditions: pH, salinity, DO, UV, radiation, etc.	Wildlife Plants and Soil Invertebrates

Literature Rejection Categories		
Rejection Criteria	Description	Receptor
OIL (Oil)	Studies which examine the effects of oil and petroleum products.	Wildlife Plants and Soil Invertebrates
OM, pH (OM, pH)	Organic matter content of the test soil must be reported by the authors, but may be presented in one of the following ways; total organic carbon (TOC), particulate organic carbon (POC), organic carbon (OC), coarse particulate organic matter (CPOM), particulate organic matter (POM), ash free dry weight of soil, ash free dry mass of soil, percent organic matter, percent peat, loss on ignition (LOI), organic matter content (OMC). With the exception of studies on non-ionizing substances, the study must report the pH of the soil, and the soil pH should be within the range of \$4 and #8.5. Studies that do not report pH or report pH outside this range are rejected.	Plants and Soil Invertebrates
ORGANIC METAL (Org Met)	Studies which examine the effects of organic metals. This includes tetraethyl lead, triethyl lead, chromium picolinate, phenylarsonic acid, roxarsone, 3-nitro-4-phenylarsonic acid, zinc phosphide, monomethylarsonic acid (MMA), dimethylarsinic acid (DMA), trimethylarsine oxide (TMAO), or arsenobetaine (AsBe) and other organo metallic fungicides. Metal acetates and methionines are not rejected and are evaluated.	Wildlife
LEAD BEHAVIOR OR HIGH DOSE MODELS (Pb Behav)	There are a high number of studies in the literature that expose rats or mice to high concentrations of lead in drinking water (0.1, 1 to 2% solutions) and then observe behavior in offspring, and/or pathology changes in the brain of the exposed dam and/or the progeny. Only a representative subset of these studies were coded. Behavior studies examining complex behavior (learned tasks) were also not coded.	Wildlife
PHYSIOLOGY STUDIES (Phys)	Physiology studies where adverse effects are not associated with exposure to contaminants of concern.	Wildlife
PLANT (Plant)	Studies of terrestrial plants are excluded.	Wildlife
PRIMATE (Prim)	Primate studies are excluded.	Wildlife
PUBL AS (Publ as)	The author states that the information in this report has been published in another source. Data are recorded from only one source. The secondary citation is noted as Publ As.	Wildlife Plants and Soil Invertebrates
QSAR (QSAR)	Derivation of Quantitative Structure-Activity Relationships (QSAR) is a form of modeling. QSAR publications are rejected if raw toxicity data are not reported or if the toxicity data are published elsewhere as original data.	Wildlife Plants and Soil Invertebrates
REGULATIONS (Reg)	Regulations and related publications that are not a primary source of data.	Wildlife Plants and Soil Invertebrates
REVIEW (Rev)	Studies in which the data reported in the article are not primary data from research conducted by the author. The publication is a compilation of data published elsewhere. These publications are reviewed manually to identify other relevant literature.	Wildlife Plants and Soil Invertebrates

Literature Rejection Categories		
Rejection Criteria	Description	Receptor
SEDIMENT CONC (Sed)	Studies in which the only exposure concentration/dose reported is for the level of a toxicant in sediment.	Wildlife Plants and Soil Invertebrates
SCORE (Score)	Papers in which all studies had data evaluation scores at or lower than the acceptable cut-off (#10 of 18) for plants and soil invertebrates).	Plants and Soil Invertebrates
SEDIMENT CONC (Sed)	Studies in which the only exposure concentration/dose reported is for the level of a toxicant in sediment.	Wildlife Plants and Soil Invertebrates
SLUDGE	Studies on the effects of ingestion of soils amended with sewage sludge.	Wildlife Plants and Soil Invertebrates
SOIL CONC (Soil)	Studies in which the only exposure concentration/dose reported is for the level of a toxicant in soil.	Wildlife
SPECIES	Studies in which the species of concern was not a terrestrial invertebrate or plant or mammal or bird.	Plants and Soil Invertebrates Wildlife
STRESSOR (QAC)	Studies examining the interaction of a stressor (e.g., radiation, heat, etc.) and the contaminant, where the effect of the contaminant alone cannot be isolated.	Wildlife Plants and Soil Invertebrates
SURVEY (Surv)	Studies reporting the toxicity of a contaminant in the field over a period of time. Often neither a duration nor an exposure concentration is reported.	Wildlife Plants and Soil Invertebrates
REPTILE OR AMPHIBIAN (Herp)	Studies on reptiles and amphibians. These papers flagged for possible later review.	Wildlife Plants and Soil Invertebrates
UNRELATED (Unrel)	Studies that are unrelated to contaminant exposure and response and/or the receptor groups of interest.	Wildlife
WATER QUALITY STUDY (Wqual)	Studies of water quality.	Wildlife Plants and Soil Invertebrates
YEAST (Yeast)	Studies of yeast.	Wildlife Plants and Soil Invertebrates

This Page Intentionally Left Blank



Appendix 5-1

*Avian Toxicity Data Extracted and Reviewed for Wildlife Toxicity
Reference Value (TRV) - Arsenic*

March 2005

This page intentionally left blank

**Appendix 5.1 Avian Toxicity Data Extracted for Wildlife Toxicity Reference Value (TRV)
Arsenic
Page 1 of 1**

Result #	Ref N.	Reference	Chemical Form	MW%	Test Species	Exposure														Effects						Conversion to mg/kg bw/day				Result		Data Evaluation Score															
						Phase #	# of Conc/ Doses	Conc/ Doses	Conc/Dose Units	Wet Weight Reported?	Percent Moisture	Application Frequency	Method of Analyses	Route of Exposure	Exposure Duration	Duration Units	Age	Age Units	Lifestage	Sex	Control Type	Test Location	General Effect Group	Effect Type	Effect Measure	Response Site	Study NOAEL	Study LOAEL	Body Weight Reported?	Body Weight in kg	Ingestion Rate Reported?	Ingestion Rate in kg/day or L/day	NOAEL Dose (mg/kg/day)	LOAEL Dose (mg/kg/day)	Data Source	Dose Route	Test Concentrations	Chemical form	Dose Quantification	Endpoint	Dose Range	Statistical Power	Exposure Duration	Test Conditions	Total		
Biochemical																																															
1	5747	Camardese et al, 1990	Sodium arsenate	100	Mallard duck (<i>Anas platyrhynchos</i>)	1	4	0/30/100/300	mg/kg diet	Y	12.1	ADL	UX	FD	10	w	1	d	JV	F	C	FieldA	5	BIO	ENZ	ACHE	BR		30.0	Y	1.0	Y	0.012		0.410	10	10	10	10	10	7	1	4	10	10	4	76
2	1376	Hoffman et al, 1992	Sodium arsenate	100	Mallard duck (<i>Anas platyrhynchos</i>)	1	2	0/200	mg/kg diet	N	6	ADL	UX	FD	4	w	1	d	JV	B	C	FieldA	4	BIO	ENZ	GLPX	PL		200	N	0.384	N	0.03121		17.3	10	10	10	10	5	1	4	10	10	4	74	
Behavior																																															
5	5747	Camardese et al, 1990	Sodium arsenate	100	Mallard duck (<i>Anas platyrhynchos</i>)	1	4	0/30/100/300	mg/kg diet	Y	12.1	ADL	UX	FD	2	w	1	d	JV	F	C	FieldA	4	BEH	FDB	FCNS	WO	30.0	100.0	Y	0.160	Y	0.007	1.49	4.98	10	10	10	10	7	4	8	10	10	4	83	
3	5305	Holcman and Stibilj, 1997	Arsenic oxide	100	Chicken (<i>Gallus domesticus</i>)	1	4	0/7.5/15.0/30.0	mg/kg diet	N	na	NR	U	FD	19	d	49	w	SM	F	C	Lab	1	BEH	FDB	FCNS	WO	30.0		N	1.6	Y	0.1194	2.24		10	10	5	10	6	4	4	8	6	4	67	
4	5690	Whitworth et al 1991	Sodium arsenate	100	Mallard duck (<i>Anas platyrhynchos</i>)	1	4	0/30/100/300	mg/kg diet	Y	12.1	ADL	U	FD	9	w	1	d	JV	NR	C	Lab	1	BEH	BEH	ACTV	WO	100	300	N	0.092	N	0.01231	15.2	45.7	10	10	5	10	5	4	10	10	10	4	78	
Pathology																																															
6	5747	Camardese et al, 1990	Sodium arsenate	100	Mallard duck (<i>Anas platyrhynchos</i>)	1	4	0/30/100/300	mg/kg diet	Y	12.1	ADL	UX	FD	10	w	1	d	JV	B	C	FieldA	3	PTH	ORW	ORWT	LI	300		Y	1.10	Y	0.012	3.72		10	10	10	10	7	4	4	1	10	4	70	
7	1376	Hoffman et al, 1992	Sodium arsenate	100	Mallard duck (<i>Anas platyrhynchos</i>)	1	2	0/200	mg/kg diet	N	6	ADL	UX	FD	4	w	1	d	JV	B	C	FieldA	3	PTH	ORW	ORWT	LI		200	N	0.384	N	0.03121		17.3	10	10	10	10	5	4	4	10	10	4	77	
Reproduction																																															
8	5305	Holcman and Stibilj, 1997	Arsenic oxide	100	Chicken (<i>Gallus domesticus</i>)	1	4	0/7.5/15.0/30.0	mg/kg diet	N	na	NR	U	FD	19	d	49	w	LB	F	C	Lab	3	REP	REP	PROG	WO	30.0		N	1.6	Y	0.1194	2.24		10	10	5	10	6	10	4	3	10	4	72	
Growth																																															
9	5305	Holcman and Stibilj, 1997	Arsenic oxide	100	Chicken (<i>Gallus domesticus</i>)	1	4	0/7.5/15.0/30.0	mg/kg diet	N	na	NR	U	FD	19	d	49	w	SM	F	C	Lab	2	GRO	GRO	BDWT	WO	30.0		N	1.6	Y	0.1194	2.24		10	10	5	10	6	8	4	3	6	4	66	
10	5747	Camardese et al, 1990	Sodium arsenate	100	Mallard duck (<i>Anas platyrhynchos</i>)	1	4	0/30/100/300	mg/kg diet	Y	12.1	ADL	UX	FD	2	w	1	d	JV	F	C	FieldA	2	GRO	GRO	GGRO	WO		30.0	Y	0.160	Y	0.007		1.49	10	10	10	10	7	8	4	10	10	4	83	
11	1387	Howell and Hill, 1978	Arsenic trichloride	100	Chicken (<i>Gallus domesticus</i>)	1	2	0/50	mg/kg diet	N	na	ADL	U	FD	21	d	1	d	JV	B	C	Lab	1	GRO	GRO	BDWT	WO		50.0	N	0.564	N	0.04009		3.55	10	10	5	10	5	8	4	10	10	4	76	
12	1376	Hoffman et al, 1992	Sodium arsenate	100	Mallard duck (<i>Anas platyrhynchos</i>)	1	2	0/200	mg/kg diet	N	6	ADL	UX	FD	4	w	1	d	JV	B	C	FieldA	2	GRO	GRO	BDWT	WO		200	Y	0.384	N	0.03121		17.3	10	10	10	10	6	8	4	10	10	4	82	
Survival																																															
13	5305	Holcman and Stibilj, 1997	Arsenic oxide	100	Chicken (<i>Gallus domesticus</i>)	1	4	0/7.5/15.0/30.0	mg/kg diet	N	na	NR	U	FD	19	d	49	w	SM	F	C	Lab	4	MOR	MOR	MORT	WO	30.0		N	1.6	Y	0.1194	2.24		10	10	5	10	6	9	4	10	6	4	74	
14	1387	Howell and Hill, 1978	Arsenic trichloride	100	Chicken (<i>Gallus domesticus</i>)	1	2	0/50	mg/kg diet	N	na	ADL	U	FD	21	d	1	d	JV	B	C	Lab	2	MOR	MOR	MORT	WO	50.0		N	0.564	N	0.04009	3.55		10	10	5	10	5	9	4	10	10	4	77	
15	5747	Camardese et al, 1990	Sodium arsenate	100	Mallard duck (<i>Anas platyrhynchos</i>)	1	4	0/30/100/300	mg/kg diet	Y	12.1	ADL	UX	FD	10	w	1	d	JV	B	C	FieldA	3	MOR	MOR	MORT	WO	300		Y	1.10	Y	0.012	3.72		10	10	10	10	7	9	4	10	10	4	84	
16	1376	Hoffman et al, 1992	Sodium arsenate	100	Mallard duck (<i>Anas platyrhynchos</i>)	1	2	0/200	mg/kg diet	N	6	ADL	UX	FD	4	w	1	d	JV	B	C	FieldA	1	MOR	MOR	SURV	WO	200		Y	0.384	N	0.03121	17.3		10	10	10	10	6	9	4	10	10	4	83	

ailable from Attachment 4-3 of the Eco-SSL guidance (U.S. EPA 2003).



Appendix 6-1

*Mammalian Toxicity Data Extracted and Reviewed for Wildlife
Toxicity Reference Value (TRV) - Arsenic*

March 2005

This page intentionally left blank

Appendix 6.1 Mammalian Toxicity Data Extracted for Wildlife Toxicity Reference Value (TRV)

**Arsenic
Page 1 of 4**

Result #	Ref N.	Reference	Chemical Form	MW%	Test Species	Phase #	# of Conc/ Doses	Exposure												Effects					Conversion to mg/kg bw/day				Result		Data Evaluation Score															
								Conc/ Doses	Conc/Dose Units	Wet Weight Reported?	Percent Moisture	Application Frequency	Method of Analyses	Route of Exposure	Exposure Duration	Duration Units	Age	Age Units	Lifestage	Sex	Control Type	Test Location	General Effect Group	Effect Type	Effect Measure	Response Site	Study NOAEL	Study LOAEL	Body Weight Reported?	Body Weight in kg	Ingestion Rate Reported?	Ingestion Rate in kg or L/day	NOAEL Dose (mg/kg/day)	LOAEL Dose (mg/kg/day)	Data Source	Dose Route	Test Concentrations	Chemical form	Dose Quantification	Endpoint	Dose Range	Statistical Power	Exposure Duration	Test Conditions	Total	
Biochemical																																														
1	14583	Neiger and Osweiler 1989	Sodium arsenite	57.69	Dog (<i>Canis familiaris</i>)	1	4	0.0/0.88/1.80/2.88	mg/kg bw/d	N	na	DLY	U	FD	8	w	8	mo	JV	F	M	Lab	BIO	ENZ	ASAT	SR	1.80	2.88	N	10.1	N	0.4597	1.04	1.66	10	10	5	10	10	1	10	10	10	4	80	
2	15703	Neiger and Osweiler, 1992	Sodium arsenite	56.79	Dog (<i>Canis familiaris</i>)	1	4	0.0/0.88/1.80/2.88	mg/kg bw/d	N	na	DLY	M	FD	58	d	8	mo	JV	F	C	Lab	BIO	CHM	GBCM	UR		0.880	N	10.1	N	0.4597		0.500	10	10	10	10	10	1	4	10	10	4	79	
3	15387	Wood and Fowler, 1978	Sodium arsenate	100	Rat (<i>Rattus norvegicus</i>)	1	4	0/1.2/2.2/3.5	mg/kg bw/d	N	na	NR	U	DR	6	w	NR	NR	JV	M	C	Lab	BIO	ENZ	GENZ	LI		1.20	Y	0.2000	N	0.02326		1.20	10	5	5	10	10	1	4	10	10	4	69	
4	14580	Mahaffey et al., 1977	Sodium arsenate	100	Rat (<i>Rattus norvegicus</i>)	1	2	0/50	mg/kg diet	N	na	ADL	UX	FD	10	w	NR	NR	AD	M	C	Lab	BIO	CHM	RBCE	BL		50.0	N	0.523	Y	0.01568		1.50	10	10	10	10	6	1	4	10	3	4	68	
5	15011	Ghosh et al 1999	Sodium arsenite	57.69	Rat (<i>Rattus norvegicus</i>)	1	3	0/0.2/0.4	mg/org/d	N	na	DLY	U	GV	28	d	35	d	JV	F	C	Lab	BIO	ENZ	GENZ	AR		0.200	Y	0.056	N	0.006426		2.06	10	8	10	10	6	1	4	10	10	4	73	
6	14577	Itoh et al., 1990	Arsenic trioxide	83.53	Mouse (<i>Mus musculus</i>)	1	3	0/3/10	mg/kg bw/d	N	na	ADL	U	OR	14	d	4	w	JV	M	C	Lab	BIO	CHM	TRYP	BR		3.0	N	0.022	N	0.002981		2.51	10	8	10	10	1	4	10	10	4	77		
7	15506	Schroeder, 1968	Sodium arsenite	100	Rat (<i>Rattus norvegicus</i>)	1	2	0/3.776	mg/kg bw/d	N	na	ADL	U	DR	781	d	21-23	d	JV	M	C	Lab	BIO	CHM	CHOL	SR		3.78	N	0.2350	N	0.02689		3.78	10	5	5	10	10	1	4	10	10	4	69	
8	15216	Nagaraja and Desiraju, 1994	Sodium arsenate	100	Rat (<i>Rattus norvegicus</i>)	1	2	0/5	mg/kg bw/d	N	na	DLY	U	GV	20	d	2	d	JV	B	C	Lab	BIO	ENZ	ACHE	BR		5.0	Y	0.050	N	0.005855		5.00	10	8	10	10	10	1	4	10	10	4	77	
9	14546	Nagaraja and Desiraju 1993	Arsenic	100	Rat (<i>Rattus norvegicus</i>)	2	2	0/5	mg/kg bw/d	N	na	DLY	U	FD	90	d	90	d	JV	NR	C	Lab	BIO	HRM	DOPA	BR		5.0	Y	0.2152	N	0.01943		5.00	10	10	5	4	10	1	4	10	10	4	68	
10	14546	Nagaraja and Desiraju 1993	Sodium arsenate	100	Rat (<i>Rattus norvegicus</i>)	1	2	0/5	mg/kg bw/d	N	na	DLY	U	GV	18	d	2	d	JV	B	C	Lab	BIO	HRM	DOPA	BR		5.0	Y	0.0313	N	0.003984		5.00	10	8	10	10	10	1	4	10	10	4	77	
11	15216	Nagaraja and Desiraju, 1994	Sodium arsenate	100	Rat (<i>Rattus norvegicus</i>)	2	2	0/5	mg/kg bw/d	N	na	DLY	U	FD	90	d	90	d	JV	B	C	Lab	BIO	ENZ	ACHE	BR		5.0	Y	0.25	N	0.02198		5.00	10	10	5	10	10	1	4	10	10	4	74	
12	11361	Glattre et al., 1995	Sodium arsenate heptahydrate	100	Rat (<i>Rattus norvegicus</i>)	1	2	0/6.36	mg/kg bw/d	N	na	ADL	U	DR	4	w	NR	NR	JV	M	C	Lab	BIO	HRM	TRII	SR		6.36	Y	0.290	N	0.03249		6.36	10	5	5	10	10	1	4	10	10	4	69	
13	15387	Wood and Fowler, 1978	Sodium arsenate	100	Mouse (<i>Mus musculus</i>)	2	4	0/6.6/11.4/25.1	mg/kg bw/d	N	na	NR	U	DR	6	w	NR	NR	JV	M	C	Lab	BIO	ENZ	GENZ	LI		6.60	Y	0.0300	N	0.004217		6.60	10	5	5	10	10	1	4	10	10	4	69	
14	15709	Morrison and Chavez, 1983	Sodium arsenite	100	Pig (<i>Sus scrofa</i>)	1	2	0/100	mg/kg diet	N	na	ADL	U	FD	2	w	21	d	JV	B	C	Lab	BIO	ENZ	GLPX	PL		100	Y	5.40	Y	0.5100		9.44	10	10	5	10	7	1	4	10	10	4	71	
15	25916	Biswas, et al, 2000	Sodium arsenite	57.69	Goat (<i>Ovis aries</i>)	1	2	0/25	mg/kg bw/d	N	na	DLY	U	OR	3	w	12	mo	AD	F	C	Lab	BIO	ENZ	ASAT	BL		25.0	Y	14.8	N	0.6294		14.4	10	8	10	10	10	1	4	10	3	4	70	
16	15322	Biswas et al, 1998	Sodium arsenite	57.69	Goat (<i>Capra hircus</i>)	1	2	0/25.0	mg/kg bw/d	N	na	ADL	U	DR	6	w	1	yr	JV	F	C	Lab	BIO	CHM	HMGL	BL		25.0	Y	11.0	N	0.8568		14.4	10	5	5	10	10	1	4	10	10	4	69	
17	15530	Garcia-Vargas et al, 1995	Sodium arsenite	100	Mouse (<i>Mus musculus</i>)	1	2	0/20	mg/L	Y	na	ADL	U	DR	2	w	NR	NR	JV	M	C	Lab	BIO	CHM	PORP	UR		20.0	Y	0.030	Y	0.0350		24.6	10	5	5	10	7	1	4	10	10	4	66	
18	14590	Tripathi et al 1997	Sodium arsenite	100	Rat (<i>Rattus norvegicus</i>)	1	2	0/2.56	mg/org/d	Y	na	ADL	U	DR	16	w	NR	NR	AD	M	C	Lab	BIO	HRM	DOPA	BR		2.56	Y	0.080	N	0.01020		32.0	10	5	5	10	7	1	4	10	10	4	66	
19	15530	Garcia-Vargas et al, 1995	Sodium arsenate	100	Mouse (<i>Mus musculus</i>)	2	2	0/50	mg/L	Y	na	ADL	U	DR	2	w	NR	NR	JV	M	C	Lab	BIO	CHM	PORP	UR		50.0	Y	0.0300	Y	0.0240		42.1	10	5	5	10	7	1	4	10	10	4	66	
Behavior																																														
20	15007	Hunder et al, 1999	Sodium arsenite	100	Guinea pig (<i>Cavia porcellus</i>)	3	4	0/10/30/60	mg/kg diet	N	na	ADL	U	FD	3	w	NR	NR	JV	F	C	Lab	BEH	FDB	FCNS	WO		10.0	30.0	Y	0.315	N	0.02658	0.844	2.53	10	10	5	10	6	4	10	10	10	4	79
21	15471	Bencko 1972	Sodium arsenite	100	Mouse (<i>Mus musculus</i>)	1	3	0/0.88/6.0	mg/kg bw/d	N	na	NR	U	DR	64	d	NR	NR	JV	M	C	Lab	BEH	FDB	WCON	WO		0.880	6.00	Y	0.03329	Y	0.005790	0.880	6.00	10	5	5	10	7	4	8	10	10	4	73
22	14583	Neiger and Osweiler 1989	Sodium arsenite	57.69	Dog (<i>Canis familiaris</i>)	1	4	0.0/0.88/1.80/2.88	mg/kg bw/d	N	na	DLY	U	FD	1	w	8	mo	JV	F	M	Lab	BEH	FDB	FCNS	WO		1.80	2.88	N	10.1	N	0.4597	1.04	1.66	10	10	5	10	10	4	10	10	4	83	
23	14508	Franke and Moxon 1937	Sodium arsenate	100	Rat (<i>Rattus norvegicus</i>)	1	2	0/1.88	mg/kg bw/d	N	na	DLY	U	FD	100	d	28	d	JV	M	C	Lab	BEH	FDB	FCNS	WO		1.88		Y	0.2874	Y	0.01296	1.88		10	10	5	10	10	4	4	1	10	4	68
24	15358	Fowler and Woods 1979	Sodium arsenate	100	Mouse (<i>Mus musculus</i>)	1	4	0/20/40/85	mg/L	N	na	DLY	U	DR	6	w	NR	NR	JV	M	C	Lab	BEH	FDB	WCON	WO		20.0	40.0	Y	0.0267	N	0.003801	2.84	5.69	10	5	5	10	6	4	10	10	10	4	74
25	14508	Franke and Moxon 1937	Sodium arsenate	100	Rat (<i>Rattus norvegicus</i>)	2	2	0/3.22	mg/kg bw/d	N	na	DLY	U	FD	100	d	28	d	JV	M	C	Lab	BEH	FDB	FCNS	WO		3.22		Y	0.2635	Y	0.01109	3.22		10	10	5	10	10	4	4	1	10	4	68
26	15709	Morrison and Chavez, 1983	Sodium arsenite	100	Pig (<i>Sus scrofa</i>)	1	2	0/100	mg/kg diet	N	na	ADL	U	FD	6	w	21	d	JV	B	C	Lab	BEH	FDB	FCNS	WO		100		Y	14.2	Y	0.5100	3.59		10	10	5	10	7	4	4	10	10	4	74
27	15007	Hunder et al, 1999	Sodium arsenite	100	Mouse (<i>Mus musculus</i>)	2	4	0/10/30/60	mg/kg diet	N	na	ADL	U	FD	3	w	NR	NR	JV	F	C	Lab	BEH	FDB	FCNS	WO		30.0	60.0	Y	0.0300	N	0.003847	3.85	7.69	10	10	5	10	6	4	10	10	10	4	79
28	15288	Benese and Bencko, 1981	Sodium arsenite	100	Mouse (<i>Mus musculus</i>)	1	4	0/4.945/49.45/249.4	mg/L	N	na	NR	U	DR	32	d	NR	NR	JV	M	C	Lab	BEH	FDB	WCON	WO		49.5	249	Y	0.0325	Y	0.004225	6.43	32.4	10	5	5	10	7	4	8	10	10	4	73
29	14603	Coulson et al, 1935	Arsenic trioxide	100	Rat (<i>Rattus norvegicus</i>)	2	2	0/0.21	mg/org/d	N	na	NR	M	FD	52	w	33-35	d	JV	B	C	Lab	BEH	FDB	FCNS	WO		0.21	Y	0.4450	Y	0.01208		0.472	10	10	10	7	4	4	10	10	4	79		
30	14580	Mahaffey et al., 1977	Sodium arsenate	100	Rat (<i>Rattus norvegicus</i>)	1	2	0/50	mg/kg diet	N	na	ADL	UX	FD	10	w	NR	NR	AD	M	C	Lab	BEH	FDB	FCNS	WO		50.0	N	0.523	Y	0.01568		1.50	10	10	10	6	4	4	10	3	4	71		
31	14577	Itoh et al., 1990	Arsenic trioxide	83.53	Mouse (<i>Mus musculus</i>																																									

Appendix 6.1 Mammalian Toxicity Data Extracted for Wildlife Toxicity Reference Value (TRV)

Arsenic
Page 2 of 4

Ref	Ref N.	Reference	Chemical Form	MW%	Test Species	Exposure																Effects					Conversion to mg/kg bw/day				Result		Data Evaluation Score													
						Phase #	# of Conc/ Doses	Conc/ Doses	Conc/Dose Units	Wet Weight Reported?	Percent Moisture	Application Frequency	Method of Analyses	Route of Exposure	Exposure Duration	Duration Units	Age	Age Units	Lifestage	Sex	Control Type	Test Location	General Effect Group	Effect Type	Effect Measure	Response Site	Study NOAEL	Study LOAEL	Body Weight Reported?	Body Weight in kg	Ingestion Rate Reported?	Ingestion Rate in kg or L/day	NOAEL Dose (mg/kg/day)	LOAEL Dose (mg/kg/day)	Data Source	Dose Route	Test Concentrations	Chemical form	Dose Quantification	Endpoint	Dose Range	Statistical Power	Exposure Duration	Test Conditions	Total	
55	14589	Tice et al 1997	Sodium arsenite	57.69	Mouse (<i>Mus musculus</i>)	1	4	0/2.5/5.0/10.0	mg/kg bw/d	N	na	DLY	U	GV	4	d	12	w	JV	M	M	Lab	PTH	HIS	USTR	BL	2.5	5.0	N	0.0316	N	0.004015	1.44	2.88	10	8	10	10	10	4	10	10	4	86		
56	14583	Neiger and Osweiler 1989	Sodium arsenite	57.69	Dog (<i>Canis familiaris</i>)	1	4	0/0.088/1.80/2.88	mg/kg bw/d	N	na	DLY	U	FD	8	w	8	mo	JV	F	M	Lab	PTH	ORW	SMIX	LI	2.88		N	10.1	N	0.4597	1.66		10	10	5	10	10	4	4	1	10	4	68	
57	14569	Fowler et al., 1977	Sodium arsenate	100	Rat (<i>Rattus norvegicus</i>)	1	4	0/20/40/85	mg/L	N	na	ADL	U	DR	6	w	NR	NR	JV	M	C	Lab	PTH	HIS	USTR	LI	20.0	40.0	Y	0.325	N	0.03600	2.22	4.43	10	5	5	10	6	4	4	10	10	4	74	
58	15358	Fowler and Woods 1979	Sodium arsenate	100	Mouse (<i>Mus musculus</i>)	1	4	0/20/40/85	mg/L	N	na	ADL	U	DR	6	w	NR	NR	JV	M	C	Lab	PTH	HIS	USTR	LI	20.0	40.0	Y	0.0267	N	0.003801	2.84	5.69	10	5	5	10	6	4	4	10	10	4	74	
59	2	Byron et al, 1967	Sodium arsenite	100	Rat (<i>Rattus norvegicus</i>)	1	6	0/15.63/31.25/62.5/125/250	mg/kg diet	N	na	NLY	U	FD	2	yr	NR	NR	JV	B	C	Lab	PTH	HIS	GHS	LI	62.5	125	Y	0.4728	N	0.03711	4.91	9.81	10	10	5	10	6	4	4	10	10	4	79	
60	2	Byron et al, 1967	Sodium arsenate heptahydrate	100	Rat (<i>Rattus norvegicus</i>)	2	6	0/31.25/62.5/125/250/400	mg/kg diet	N	na	NR	U	FD	2	yr	NR	NR	JV	B	C	Lab	PTH	HIS	GHS	LI	125	250	Y	0.4652	N	0.03662	9.84	19.7	10	10	5	10	6	4	4	10	10	4	79	
61	15057	Nemec et al, 1998	Arsenic acid	100	Mouse (<i>Mus musculus</i>)	1	4	0/7.5/24/48	mg/kg bw/d	N	na	ADL	M	GV	6	d	NR	NR	GE	F	C	Lab	PTH	GRS	BDWT	WO	24.0	48.0	Y	0.0527	N	0.006113	24.0	48.0	10	8	10	10	4	4	10	10	4	86		
62	15530	Garcia-Vargas et al, 1995	Sodium arsenite	100	Mouse (<i>Mus musculus</i>)	1	2	0/20	mg/L	Y	na	DLY	U	DR	6	w	NR	NR	JV	M	C	Lab	PTH	ORW	SMIX	LI	20.0		Y	0.0300	Y	0.0350	24.6		10	5	5	10	7	4	4	10	10	4	69	
63	15530	Garcia-Vargas et al, 1995	Sodium arsenate	100	Mouse (<i>Mus musculus</i>)	2	2	0/50	mg/L	Y	na	ADL	U	DR	6	w	NR	NR	JV	M	C	Lab	PTH	ORW	SMIX	LI	50.0		Y	0.0300	Y	0.0240	42.1		10	5	5	10	7	4	4	10	10	4	69	
64	113	Seidenberg et al 1986	Sodium arsenate	45.71	Mouse (<i>Mus musculus</i>)	1	2	0/95	mg/kg bw/d	N	na	DLY	U	GV	5	d	NR	NR	GE	F	C	Lab	PTH	GRS	BDWT	WO	95.0		Y	0.043	N	0.00517	43.4		10	8	10	10	4	4	8	10	4	78		
65	14543	Healy et al., 1998	Sodium arsenate heptahydrate	100	Mouse (<i>Mus musculus</i>)	2	3	0/6.5/750	ug/kg bw/d	N	na	ADL	U	DR	91	d	76	d	JV	M	C	Lab	PTH	ORW	ORWT	LI		6.50	N	0.0316	Y	na		0.00650		10	5	5	10	6	4	4	10	10	4	68
66	14543	Healy et al., 1998	Sodium arsenate heptahydrate	100	Mouse (<i>Mus musculus</i>)	1	3	0/8.5/827	mg/kg bw/d	N	na	ADL	U	DR	32	d	76	d	JV	M	C	Lab	PTH	ORW	ORWT	KI		8.5	N	0.0316	Y	na		0.0085		10	5	5	10	6	4	4	10	10	4	68
67	7	Schroeder et al, 1968	Sodium arsenite	100	Rat (<i>Rattus norvegicus</i>)	1	2	0/5	mg/L	N	na	ADL	U	DR	1575	d	21-23	d	JV	M	C	Lab	PTH	ORW	SMIX	HE		5.0	Y	0.4790	N	0.05104		0.533		10	5	5	10	6	4	4	10	10	4	68
68	14580	Mahaffey et al., 1977	Sodium arsenate	100	Rat (<i>Rattus norvegicus</i>)	1	2	0/50	mg/kg diet	N	na	ADL	UX	FD	10	w	NR	NR	AD	M	C	Lab	PTH	GRS	BDWT	WO		50.0	N	0.523	Y	0.01568		1.50		10	10	10	10	6	4	4	10	3	4	71
69	15011	Ghosh et al 1999	Sodium arsenite	57.69	Rat (<i>Rattus norvegicus</i>)	1	3	0/0.2/0.4	mg/L	N	na	DLY	U	GV	28	d	35	d	JV	F	C	Lab	PTH	ORW	SMIX	AR		0.200	Y	0.056	N	0.006426		2.06		10	8	10	10	6	4	4	10	10	4	76
70	4	Brown et al., 1976	sodium arsenate heptahydrate	100	Rat (<i>Rattus norvegicus</i>)	1	4	0/4.7/9.4/10.9	mg/kg bw/d	N	na	ADL	U	DR	6	w	NR	NR	JV	M	C	Lab	PTH	ORW	SMIX	KI		4.70	N	0.444	Y	0.01785		4.70		10	5	5	10	10	4	4	10	6	4	68
71	15216	Nagaraja and Desiraju, 1994	Sodium arsenate	100	Rat (<i>Rattus norvegicus</i>)	1	2	0/5	mg/kg bw/d	N	na	DLY	U	GV	20	d	2	d	JV	B	C	Lab	PTH	ORW	ORWT	BR		5.0	Y	0.050	N	0.005855		5.0		10	8	10	10	4	4	10	10	4	80	
72	14546	Nagaraja and Desiraju 1993	Arsenic	100	Rat (<i>Rattus norvegicus</i>)	2	2	0/5	mg/kg bw/d	N	na	DLY	U	FD	90	d	90	d	JV	NR	C	Lab	PTH	ORW	ORWT	BR		5.0	Y	0.2152	N	0.01943		5.0		10	10	5	4	10	4	4	10	10	4	71
73	14546	Nagaraja and Desiraju 1993	Sodium arsenate	100	Rat (<i>Rattus norvegicus</i>)	1	2	0/5	mg/kg bw/d	N	na	DLY	U	GV	18	d	2	d	JV	B	C	Lab	PTH	ORW	ORWT	BR		5.0	Y	0.0313	N	0.003984		5.0		10	8	10	10	4	4	10	10	4	80	
74	15216	Nagaraja and Desiraju, 1994	Sodium arsenate	100	Rat (<i>Rattus norvegicus</i>)	2	2	0/5	mg/kg bw/d	N	na	DLY	U	FD	90	d	90	d	JV	B	C	Lab	PTH	ORW	ORWT	BR		5.0	Y	0.250	N	0.02198		5.0		10	10	5	10	6	4	4	10	10	4	73
75	15249	Carmignani et al 1983	Sodium arsenate	100	Rat (<i>Rattus norvegicus</i>)	1	2	0/50	mg/L	N	na	DLY	U	DR	320	d	NR	NR	JV	M	C	Lab	PTH	HIS	GHS	KI		50.0	N	0.2670	N	0.03016		5.65		10	5	5	10	5	4	4	10	10	4	67
Reproduction																																														
76	14556	Savabieasfahani et al, 1998	Sodium arsenite	57.69	Cotton rat (<i>Sigmodon hispidus</i>)	1	3	0/0.088/0.15	mg/org/d	N	na	ADL	U	DR	6	w	NR	NR	AD	M	C	Lab	REP	REP	TEWT	TE	0.150		N	0.144	Y	0.01530	0.601		10	5	5	10	6	10	4	10	6	4	70	
77	15057	Nemec et al, 1998	Arsenic acid	100	Rabbit (<i>Oryctolagus cuniculus</i>)	3	4	0/0.19/0.75/3.0	mg/kg bw/d	N	na	DLY	M	GV	12	d	NR	NR	GE	F	C	Lab	REP	REP	RSEM	WO	0.750	3.0	Y	4.355	N	0.2303	0.750	3.0	10	8	10	10	10	10	10	4	92			
78	15125	Morris et al, 1938	Arsenic trioxide	100	Rat (<i>Rattus norvegicus</i>)	1	3	0/450/4100	ug/org/d	N	na	ADL	U	FD	340	d	26-27	d	JV	M	C	Lab	REP	REP	PRWT	WO	4100		Y	0.549	N	0.01905	7.47		10	10	5	10	7	10	4	1	10	4	71	
79	15057	Nemec et al, 1998	Arsenic acid	100	Mouse (<i>Mus musculus</i>)	1	4	0/7.5/24/48	mg/kg bw/d	N	na	ADL	M	GV	9	d	NR	NR	GE	F	C	Lab	REP	REP	PROG	WO	24.0	48.0	Y	0.0549	N	0.006322	24.0	48.0	10	8	10	10	10	8	10	10	4	92		
80	14543	Healy et al., 1998	Sodium arsenate heptahydrate	100	Mouse (<i>Mus musculus</i>)	2	3	0/6.5/750	ug/kg bw/d	N	na	ADL	U	DR	91	d	76	d	JV	M	C	Lab	REP	REP	TEWT	TE		6.50	N	0.0316	Y	na		0.00650		10	5	5	10	6	10	4	10	10	4	74
81	66	Schroeder and Mitchener, 1971	Arsenite	75.74	Mouse (<i>Mus musculus</i>)	1	2	0/5	mg/L	N	na	ADL	U	DR	6	mo	21	d	JV	F	C	Lab	REP	REP	PROG	WO		5.0	N	0.0225	N	0.003255		0.548		10	5	5	4	5	10	4	10	10	4	67
82	15167	Skalnaya et al, 1996	Sodium arsenite	56.6	Mouse (<i>Mus musculus</i>)	1	2	0/10	mg/kg bw/d	N	na	DLY	U	OR	30	d	NR	NR	GE	F	C	Lab	REP	REP	PRWT	WO		10.0	N	0.0288	N	0.003715		5.66		10	8	5	10	10	10	4	10	10	4	81
83	113	Seidenberg et al 1986	Sodium arsenate	45.71	Mouse (<i>Mus musculus</i>)	1	2	0/95	mg/kg bw/d	N	na	DLY	U	GV	5	d	NR	NR	GE	F	C	Lab	REP	REP	PROG	WO		95.0	Y	0.043	N	0.00517		43.4		10	8	10	10	10	4	10	10	4	86	
Growth																																														
84	15160	Hughes and Thompson, 1996	Sodium arsenate heptahydrate	100	Mouse (<i>Mus musculus</i>)	1	3	0/0.014/1.4	mg/L	N	na	ADL	U	DR	28	d	96	d	SM	F	C	Lab	GRO	GRO	BDWT	WO	1.40		Y	0.0799	Y	0.0049	0.0859		10	5	5	10	7	8	4	10	6	4	69	
85	14603	Coulson et al, 1935	Arsenic trioxide	100	Rat (<i>Rattus norvegicus</i>																																									

Appendix 6.1 Mammalian Toxicity Data Extracted for Wildlife Toxicity Reference Value (TRV)

**Arsenic
Page 3 of 4**

Ref	Result #	Ref N.	Reference	Chemical Form	MW%	Test Species	Exposure													Effects				Conversion to mg/kg bw/day			Result		Data Evaluation Score																
							Phase #	# of Conc/ Doses	Conc/ Doses	Conc/Dose Units	Wet Weight Reported?	Percent Moisture	Application Frequency	Method of Analyses	Route of Exposure	Exposure Duration	Duration Units	Age	Age Units	Lifestage	Sex	Control Type	Test Location	General Effect Group	Effect Type	Effect Measure	Response Site	Study NOAEL	Study LOAEL	Body Weight Reported?	Body Weight in kg	Ingestion Rate Reported?	Ingestion Rate in kg or L/day	NOAEL Dose (mg/kg/day)	LOAEL Dose (mg/kg/day)	Data Source	Dose Route	Test Concentrations	Chemical form	Dose Quantification	Endpoint	Dose Range	Statistical Power	Exposure Duration	Test Conditions
111	14546	Nagaraja and Desiraju 1993	Arsenic	100	Rat (<i>Rattus norvegicus</i>)	2	2	0/5	mg/kg bw/d	N	na	DLY	U	FD	90	d	90	d	JV	B	C	Lab	GRO	GRO	BDWT	WO	5.0	Y	0.2152	N	0.01943		5.0	10	10	5	4	10	8	4	10	10	4	75	
112	14546	Nagaraja and Desiraju 1993	Sodium arsenate	100	Rat (<i>Rattus norvegicus</i>)	1	2	0/5	mg/kg bw/d	N	na	DLY	U	GV	18	d	2	d	JV	B	C	Lab	GRO	GRO	BDWT	WO	5.0	Y	0.0313	N	0.003984		5.0	10	8	10	10	10	8	4	10	10	4	84	
113	15427	Kiyono et al, 1974	Arsenic trioxide	100	Rat (<i>Rattus norvegicus</i>)	1	4	0/5.0/7.5/10.0	mg/kg bw/d	N	na	DLY	U	GV	10	d	1	d	JV	M	C	Lab	GRO	GRO	BDWT	WO	5.0	Y	0.025	N	0.003312		5.0	10	8	10	10	10	8	4	10	10	4	84	
114	15216	Nagaraja and Desiraju, 1994	Sodium arsenate	100	Rat (<i>Rattus norvegicus</i>)	2	2	0/5	mg/kg bw/d	N	na	DLY	U	FD	90	d	90	d	JV	B	C	Lab	GRO	GRO	BDWT	WO	5.0	Y	0.250	N	0.02198		5.0	10	10	5	10	6	8	4	10	10	4	77	
115	11361	Glattre et al., 1995	Sodium arsenate heptahydrate	100	Rat (<i>Rattus norvegicus</i>)	1	2	0/6.36	mg/kg bw/d	N	na	ADL	U	DR	4	w	NR	NR	JV	M	C	Lab	GRO	GRO	BDWT	WO	6.36	Y	0.290	N	0.03249		6.36	10	5	5	10	8	4	10	10	4	76		
116	15709	Morrison and Chavez, 1983	Sodium arsenite	100	Pig (<i>Sus scrofa</i>)	1	2	0/100	mg/kg diet	N	na	ADL	U	FD	2	w	21	d	JV	B	C	Lab	GRO	GRO	BDWT	WO	100	Y	5.40	Y	0.5100		9.44	10	10	5	10	7	8	4	10	10	4	78	
117	15322	Biswas et al, 1998	Sodium arsenite	57.69	Goat (<i>Capra hircus</i>)	1	2	0/25.0	mg/kg bw/d	N	na	ADL	U	DR	9	w	1	yr	JV	F	C	Lab	GRO	GRO	BDWT	WO	25.0	Y	19.6	N	1.441		14.4	10	5	5	10	10	8	4	10	10	4	76	
118	25916	Biswas, et al, 2000	Sodium arsenite	57.69	Goat (<i>Ovis aries</i>)	1	2	0/25	mg/kg bw/d	N	na	DLY	U	OR	9	w	12	mo	AD	F	C	Lab	GRO	GRO	BDWT	WO	25.0	Y	21.3	N	0.8490		14.4	10	8	10	10	10	8	4	10	3	4	77	
Survival																																													
119	7	Schroeder et al, 1968	Sodium arsenite	100	Rat (<i>Rattus norvegicus</i>)	1	2	0/5	mg/L	N	na	ADL	U	DR	1575	d	21-23	d	JV	B	C	Lab	MOR	MOR	SURV	WO	5.0	Y	0.4790	N	0.05104	0.533		10	5	5	10	6	9	4	10	10	4	73	
120	15057	Nemec et al, 1998	Arsenic acid	100	Rabbit (<i>Oryctolagus cuniculus</i>)	3	4	0/0.19/0.75/3.0	mg/kg bw/d	N	na	DLY	M	GV	12	d	NR	NR	GE	F	C	Lab	MOR	MOR	MORT	WO	0.750	3.0	Y	4.36	N	0.2303	0.750	3.00	10	8	10	10	10	9	8	10	10	4	89
121	15262	Palmer et al 1983	Sodium arsenite	100	Rat (<i>Rattus norvegicus</i>)	1	2	0/16	ug/g diet	N	na	ADL	U	FD	4	w	NR	NR	JV	M	V	Lab	MOR	MOR	MORT	WO	16.0	Y	0.2652	N	0.02308	1.39		10	10	5	10	6	9	4	10	10	4	78	
122	15262	Palmer et al 1983	Sodium arsenite	100	Rat (<i>Rattus norvegicus</i>)	2	2	0/20	ug/g diet	N	na	ADL	U	FD	8	w	NR	NR	JV	M	V	Lab	MOR	MOR	SURV	WO	20.0	Y	0.3624	N	0.02983	1.65		10	10	5	10	6	9	4	1	10	4	69	
123	14508	Franke and Moxon 1937	Sodium arsenate	100	Rat (<i>Rattus norvegicus</i>)	1	2	0/1.88	mg/kg bw/d	N	na	DLY	U	FD	100	d	28	d	JV	M	C	Lab	MOR	MOR	MORT	WO	1.88	Y	0.2874	Y	0.01296	1.88		10	10	5	10	10	9	4	10	10	4	82	
124	2	Byron et al, 1967	Sodium arsenate heptahydrate	100	Dog (<i>Canis familiaris</i>)	4	5	0/5.25/50/125	mg/kg diet	N	na	NR	U	FD	13.5	mo	6	mo	JV	B	C	Lab	MOR	MOR	MORT	WO	50.0	125	N	10.8	N	0.4858	2.25	5.62	10	10	5	10	5	9	10	10	10	4	83
125	2	Byron et al, 1967	Sodium arsenite	100	Dog (<i>Canis familiaris</i>)	3	5	0/5.25/50/125	mg/kg diet	N	na	NR	U	FD	2	yr	6	mo	JV	B	C	Lab	MOR	MOR	MORT	WO	50.0	125	N	10.8	N	0.4858	2.25	5.62	10	10	5	10	5	9	10	10	10	4	83
126	15057	Nemec et al, 1998	Arsenic acid	100	Rabbit (<i>Oryctolagus cuniculus</i>)	2	6	0/0.75/2.25/4.5/6.75/9.0	mg/kg bw/d	N	na	DLY	M	GV	12	d	NR	NR	GE	F	C	Lab	MOR	MOR	MORT	WO	2.25	4.50	N	4.10	N	0.2191	2.25	4.50	10	8	10	10	10	9	10	10	4	91	
127	14508	Franke and Moxon 1937	Sodium arsenate	100	Rat (<i>Rattus norvegicus</i>)	2	2	0/3.22	mg/kg bw/d	N	na	DLY	U	FD	100	d	28	d	JV	M	C	Lab	MOR	MOR	MORT	WO	3.22	Y	0.2635	Y	0.01109	3.22		10	10	5	10	10	9	4	1	10	4	73	
128	15427	Kiyono et al, 1974	Arsenic trioxide	100	Rat (<i>Rattus norvegicus</i>)	1	4	0/5.0/7.5/10.0	mg/kg bw/d	N	na	DLY	U	FD	10	d	1	d	JV	M	C	Lab	MOR	MOR	MORT	WO	5.0	7.5	Y	0.025	N	0.003312	5.00	7.5	10	8	10	10	10	9	10	10	4	91	
129	1244	Cabe, et al., 1979	Sodium arsenate	100	Rat (<i>Rattus norvegicus</i>)	1	2	0/50	mg/L	N	na	ADL	U	DR	18	w	50	d	JV	M	C	Lab	MOR	MOR	MORT	WO	50.0	Y	0.200	N	0.02326	5.81		10	5	5	10	6	9	4	10	10	4	73	
130	14569	Fowler et al., 1977	Sodium arsenate	100	Rat (<i>Rattus norvegicus</i>)	1	4	0/20/40/85	mg/L	N	na	ADL	U	DR	6	w	NR	NR	JV	M	C	Lab	MOR	MOR	MORT	WO	85.0	Y	0.260	N	0.02945	9.63		10	5	5	10	6	9	4	10	10	4	73	
131	2	Byron et al, 1967	Sodium arsenate heptahydrate	100	Rat (<i>Rattus norvegicus</i>)	2	6	0/31.25/62.5/125/250/400	mg/kg diet	N	na	NR	U	FD	78	w	NR	NR	JV	B	C	Lab	MOR	MOR	SURV	WO	125	250	Y	0.5206	N	0.04017	9.65	19.3	10	10	5	10	6	9	10	10	10	4	84
132	2	Byron et al, 1967	Sodium arsenite	100	Rat (<i>Rattus norvegicus</i>)	1	6	0/15.63/31.25/62.5/125/250	mg/kg diet	N	na	NR	U	FD	2	yr	NR	NR	JV	B	C	Lab	MOR	MOR	SURV	WO	125	250	Y	0.4279	N	0.03419	9.99	20.0	10	10	5	10	6	9	10	10	10	4	84
133	15057	Nemec et al, 1998	Arsenic acid	100	Mouse (<i>Mus musculus</i>)	1	4	0/7.5/24/48	mg/kg bw/d	N	na	DLY	M	GV	9	d	NR	NR	GE	F	C	Lab	MOR	MOR	MORT	WO	24.0	48.0	Y	0.0527	N	0.006113	24.0	48.0	10	8	10	10	10	9	10	10	4	91	
134	14590	Tripathi et al 1997	Sodium arsenite	100	Rat (<i>Rattus norvegicus</i>)	1	2	0/2.56	mg/org/d	N	na	ADL	U	DR	16	w	NR	NR	JV	M	C	Lab	MOR	MOR	MORT	WO	2.56	Y	0.080	Y	0.01020	32.0		10	5	5	10	7	9	4	10	10	4	74	
135	3084	Schroeder and Balassa, 1967	Sodium arsenite	100	Mouse (<i>Mus musculus</i>)	1	2	0/5	mg/kg diet	N	na	ADL	U	DR	519	d	21	d	JV	M	C	Lab	MOR	MOR	SURV	WO	5.0	Y	0.045	N	0.006075		0.675	10	5	5	10	6	9	4	10	10	4	73	
136	15322	Biswas et al, 1998	Sodium arsenite	57.69	Goat (<i>Capra hircus</i>)	1	2	0/25.0	mg/kg bw/d	N	na	ADL	U	DR	78	d	1	yr	JV	F	C	Lab	MOR	MOR	MORT	WO	25.0	Y	19.6	N	1.441		14.4	10	5	5	10	10	9	4	10	10	4	77	
137	25916	Biswas, et al, 2000	Sodium arsenite	57.69	Goat (<i>Ovis aries</i>)	1	2	0/25	mg/kg bw/d	N	na	DLY	U	OR	12	w	12	mo	AD	F	C	Lab	MOR	MOR	MORT	WO	25.0	Y	20.1	N	0.8094		14.4	10	8	10	10	10	9	4	10	3	4	78	
138	113	Seidenberg et al 1986	Sodium arsenate	45.71	Mouse (<i>Mus musculus</i>)	1	2	0/95	mg/kg bw/d	N	na	DLY	U	GV	5	d	NR	NR	GE	F	C	Lab	MOR	MOR	MORT	WO	95.0	Y	0.043	N	0.00517		43.4	10	8	10	10	10	9	4	10	10	4	85	
Data Not Used to Derive TRV																																													
139	15160	Hughes and Thompson, 1996	Sodium arsenate heptahydrate	100	Mouse (<i>Mus musculus</i>)	1	3	0/0.014/1.4	mg/L	N	na	ADL	U	DR	28	d	96	d	SM	F	C	Lab	BEH	FDB	WCON	WO	1.40	Y	0.0799	Y	0.0049	0.0859		10	5	5	10	7	4	4	10	6	4	65	
140	3701	Kanisawa and Schroeder, 1969	Sodium arsenite	100	Rat (<i>Rattus norvegicus</i>)	1	2	0/5	mg/L	N	na	ADL	U	DR	1175	d	21	d	JV	B	C	Lab	MOR	MOR	TDTH	WO	5.0	Y	0.479	N	0.05104	0.533		10	5	5	10	6	9	4	1	10	4	64	
141	757	Mercado and Bibby 1973	Arsenic pentoxide	100	Rat (<i>Rattus norvegicus</i>)	1	2	0/5	mg/L	N	na	ADL	U	DR	50	d	23	d	JV	M	C	Lab	PHY																						

**Appendix 6.1 Mammalian Toxicity Data Extracted for Wildlife Toxicity Reference Value (TRV)
Arsenic
Page 4 of 4**

Result #	Ref N.	Reference	Chemical Form	MW%	Test Species	Exposure														Effects					Conversion to mg/kg bw/day			Result		Data Evaluation Score															
						Phase #	# of Conc/ Doses	Conc/ Doses	Conc/Dose Units	Wet Weight Reported?	Percent Moisture	Application Frequency	Method of Analyses	Route of Exposure	Exposure Duration	Duration Units	Age	Age Units	Lifestage	Sex	Control Type	Test Location	General Effect Group	Effect Type	Effect Measure	Response Site	Study NOAEL	Study LOAEL	Body Weight Reported?	Body Weight in kg	Ingestion Rate Reported?	Ingestion Rate in kg or L/day	NOAEL Dose (mg/kg/day)	LOAEL Dose (mg/kg/day)	Data Source	Dose Route	Test Concentrations	Chemical form	Dose Quantification	Endpoint	Dose Range	Statistical Power	Exposure Duration	Test Conditions	Total
167	15160	Hughes and Thompson, 1996	Sodium arsenate heptahydrate	100	Mouse (<i>Mus musculus</i>)	1	3	0/0.014/1.4	mg/L	N	ADL	U	DR	28	d	96	d	SM	F	C	Lab	BIO	CHM	TRIG	PL		0.0140	Y	0.0793	Y	0.0049		0.00086	10	5	5	10	7	1	4	10	6	4	62	
168	14543	Healy et al., 1998	Sodium arsenate heptahydrate	100	Mouse (<i>Mus musculus</i>)	1	3	0/8.5/827	ug/kg bw/d	N	na	ADL	U	DR	32	d	76	d	JV	M	C	Lab	BIO	ENZ	GENZ	TE		8.50	N	0.0316	Y	na		0.00850	10	5	5	10	6	1	4	10	10	4	65
169	14570	Fuentes et al., 1981	Arsenic trioxide	61.01	Rat (<i>Rattus norvegicus</i>)	1	3	0/4/12	mg/L	N	ADL	U	DR	3	mo	45	d	JV	F	C	Lab	BIO	ENZ	CCOX	LI		4.0	N	0.204	N	0.02368		0.283	10	5	5	10	5	1	4	10	10	4	64	
170	14556	Savabieasfahani et al., 1998	Sodium arsenite	57.69	Cotton rat (<i>Sigmodon hispidus</i>)	1	3	0/0.088/0.15	mg/org/d	N	na	ADL	U	DR	4	w	NR	NR	AD	M	C	Lab	BEH	FDB	FCNS	WO		0.0880	Y	0.144	Y	0.01530		0.353	10	5	5	10	7	4	4	10	6	4	65
171	14569	Fowler et al., 1977	Sodium arsenate	100	Rat (<i>Rattus norvegicus</i>)	1	4	0/20/40/85	mg/L	N	na	ADL	U	DR	6	w	NR	NR	JV	M	C	Lab	BIO	ENZ	MAOA	LI		20.0	Y	0.340	N	0.03749		2.22	10	5	5	10	6	1	4	10	10	4	65
172	15397	Schiller et al., 1977	Sodium arsonate	100	Rat (<i>Rattus norvegicus</i>)	1	4	0/20/40/85	mg/L	N	NR	U	DR	3	w	NR	NR	AD	M	C	Lab	BIO	ENZ	GENZ	LI		20.0	Y	0.2650	N	0.02996		2.26	10	5	5	10	6	1	4	10	6	4	61	
173	15358	Fowler and Woods 1979	Sodium arsenate	100	Mouse (<i>Mus musculus</i>)	1	4	0/20/40/85	mg/L	N	DLY	U	DR	6	w	NR	NR	JV	M	C	Lab	BIO	ENZ	MAOA	LI		20.0	Y	0.0267	N	0.003801		2.84	10	5	5	10	6	1	4	10	10	4	65	
174	15324	Schiller et al 1981	Sodium arsenate	100	Rat (<i>Rattus norvegicus</i>)	1	2	0/40	mg/L	N	ADL	U	DR	3	w	NR	NR	AD	M	C	Lab	BIO	ENZ	ALPH	UR		40.0	N	0.510	N	0.05401		4.24	10	5	5	10	5	1	4	10	3	4	57	
175	15033	Chaudhuri et al, 1999	Sodium arsenate	100	Rat (<i>Rattus norvegicus</i>)	1	2	0/0.05/0.10/0.30/3.0	g/L	Y	DLY	U	DR	40	d	4	w	JV	M	C	Lab	BIO	ENZ	GLRE	BR		0.0500	Y	0.1100	N	0.01358		6.50	10	5	5	10	6	1	4	10	10	4	65	
176	14543	Healy et al., 1998	Sodium arsenate heptahydrate	100	Mouse (<i>Mus musculus</i>)	2	3	0/8.5/827	ug/kg bw/d	N	na	ADL	U	DR	32	d	76	d	JV	M	C	Lab	BIO	ENZ	GENZ	TE		6.5	N	0.0316	Y	na		6.5	10	5	5	10	6	1	4	10	10	4	65
177	14543	Healy et al., 1998	Sodium arsenate heptahydrate	100	Mouse (<i>Mus musculus</i>)	2	3	0/8.5/827	ug/kg bw/d	N	na	ADL	U	DR	32	d	76	d	JV	M	C	Lab	BEH	FDB	WCON	WO		6.5	N	0.0316	Y	na		6.5	10	5	5	10	6	4	4	1	10	4	59
178	14593	Valdonen et al., 1983	Sodium arsenite	100	Rat (<i>Rattus norvegicus</i>)	1	2	0/0.1	g/L	N	ADL	U	DR	11	d	3	mo	JV	M	C	Lab	BIO	ENZ	ACHE	NE		0.100	Y	0.313	N	0.03480		11.1	10	5	5	10	6	1	4	10	10	4	65	
179	15198	Cobo et al 1995	As ₂ O ₃	37.9	Rat (<i>Rattus norvegicus</i>)	1	2	0/0.295	mg/g bw	N	ADL	U	DR	8	w	NR	NR	AD	M	C	Lab	BIO	CHM	GLUC	BL		0.295	Y	0.338	N	0.03730		112	10	5	5	10	10	1	4	10	3	4	62	

ailable from Attachment 4-3 of the Eco-SSL guidance (U.S. EPA 2003).