



ENERGY STAR® OVERVIEW OF 2012 ACHIEVEMENTS

TWENTY YEARS OF SAVING MONEY AND PROTECTING OUR CLIMATE

Climate change continues to be one of the nation's most important environmental challenges, and improving energy efficiency is one of the easiest, fastest, and most cost-effective solutions. For the past 20 years, the U.S. Environmental Protection Agency (EPA) has effectively captured and channeled the ingenuity of the marketplace through ENERGY STAR, a voluntary energy-efficiency program.

Since 1992, EPA has partnered with organizations throughout America to implement practical, proven, cost-effective solutions for reducing greenhouse gas (GHG) emissions with outstanding environmental and financial success. Through cutting-edge investments in energy-efficient technologies and practices, the ENERGY STAR program contributes to important health and environmental benefits by addressing the challenges of climate change while strengthening our economy.

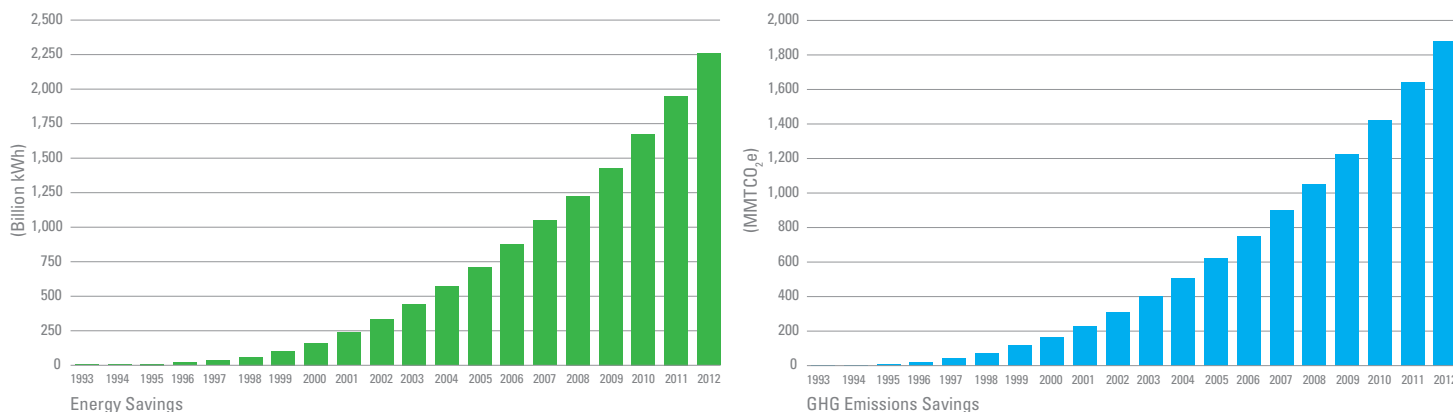
EPA will continue to dismantle barriers to widespread energy efficiency through ENERGY STAR by serving as a trusted source of unbiased information that helps consumers and businesses make choices that are good for the environment and the economy. This document provides a brief overview of key ENERGY STAR achievements in 2012.

RESULTS FOR 2012

In 2012, 18,000 organizations partnered with EPA, improved efficiency, and realized significant environmental and financial benefits. They help protect the climate while making energy efficiency accessible to their customers, the public, and their own organizations. These committed partners and individuals across the country have tapped the value of ENERGY STAR to achieve dramatic energy savings while cumulatively preventing more than 1.8 billion metric tons of GHG emissions (see Fig 1)¹ and saving over \$230 billion on utility bills.

By partnering with ENERGY STAR, consumers and businesses also reduced their utility bills by \$24 billion, due to investments in energy-efficient technologies and practices that will continue to provide bill savings for years to come. In 2012 alone, Americans, with the help of ENERGY STAR, prevented 242 million metric tons of GHG emissions²—providing over \$5.8 billion in benefits to society due to reducing damages from climate change.³

Fig. 1. ENERGY STAR Program Benefits Have Nearly Tripled in its Last Decade



¹ ENERGY STAR program cost/benefit calculations began in 1993.

² All reductions in annual GHG emissions are reported in million metric tons of carbon dioxide equivalent (MMTCO₂e).

³ Societal benefits are based on the social cost of carbon which monetizes the damages associated with an incremental increase in carbon emissions in a given year, including (but is not limited to) changes in net agricultural productivity, human health, property damages from increased flood risk, and the value of ecosystem services. Interagency Working Group on Social Cost of Carbon. 2010. Social Cost of Carbon for Regulatory Impact Analysis under Executive Order 12866. February. United States Government. <http://www.whitehouse.gov/sites/default/files/omb/inforeg/for-agencies/Social-Cost-of-Carbon-for-RIA.pdf>



ENERGY STAR FOR PRODUCTS

As the national symbol for energy efficiency, ENERGY STAR makes it easy for consumers and businesses to purchase products that save them money and protect the environment. EPA remains focused on maintaining program integrity, while expanding ENERGY STAR's role as a trusted resource for Americans in the fight against climate change.

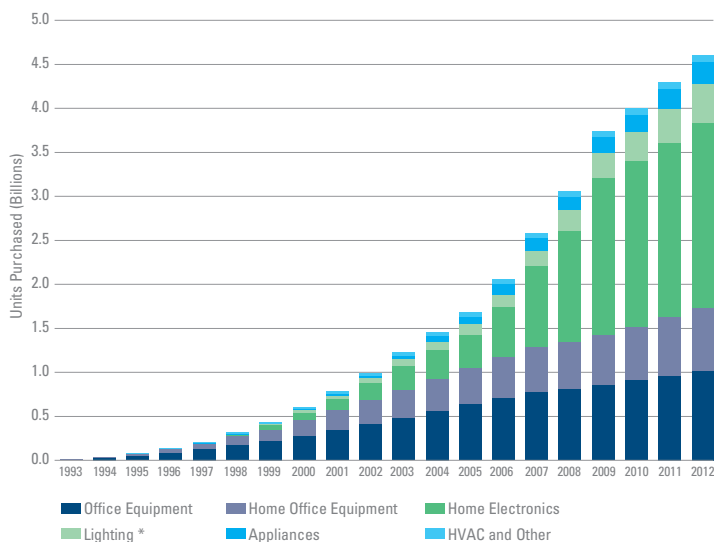
Certified Products. Americans purchased about 300 million ENERGY STAR certified products in 2012 across more than 65 product categories for a cumulative total of more than 4.5 billion products since 1993 (see Fig. 2). Today, 85% of the American public recognizes the ENERGY STAR label. Global support for the program remains strong, as exemplified by the signing of a 5-year renewal of the ENERGY STAR Office Equipment agreement with the European Union.

ENERGY STAR Most Efficient 2012. By the end of the year, as this initiative became a permanent part of the program, more than 1,400 models from over 50 manufacturers were recognized as the "best of the best" in energy efficiency. Categories included televisions, computer monitors, clothes washers, refrigerators, and heating and cooling equipment.

ENERGY STAR Product Specifications. EPA updated performance requirements for televisions, displays, audio/video equipment, room air conditioners, residential water heaters, and vending machines as well as commercial clothes washers, ice machines, and dishwashers. ENERGY STAR added requirements for uninterruptible power supplies.

Third-Party Certification for ENERGY STAR Products. All products that earn the ENERGY STAR are subject to strict testing and certification requirements before they can carry the label. By year's end, EPA certified over 40,000 products. Verification testing administered by EPA-recognized certification bodies is also in process for all product categories. In 2012, EPA disqualified 87 models based on the results of this post-market testing. The program's emphasis on testing and third-party product review ensures that consumers can trust ENERGY STAR certified products to deliver the energy savings promised by the label.

Fig. 2. More than 4.5 Billion ENERGY STAR Certified Products Purchased Since 1993



*Lighting category does not include purchases of light bulbs.

Change the World, Start with ENERGY STAR Campaign. At the end of the 2012 campaign, more than 3.5 million people had taken the ENERGY STAR Pledge, committing to make energy-efficient changes at home. Through EPA's new youth outreach effort, Team ENERGY STAR, kids across the country helped their families save energy. This effort integrated elements from Universal's *Dr. Seuss' The Lorax* movie and asked people to share an energy-saving success story. More than 10,000 young people participated, including those from 150 Boys & Girls Clubs of America. In October, ENERGY STAR Day celebrated the collective achievements of both families and organizations in changing the world with ENERGY STAR. These initiatives, along with thousands of partner-led ENERGY STARs Across America events, represent a vital and growing national movement to protect the climate.

ENERGY STAR FOR HOMES

Through ENERGY STAR, EPA works to increase the energy efficiency of the nation's new and existing housing stock to cost-effectively reduce GHG emissions, while lowering Americans' utility bills and improving the comfort of their homes.

Transition to New Requirements for ENERGY STAR Certified Homes. In 2012, EPA completed the transition to new, more rigorous requirements for homes to earn the ENERGY STAR label. Homes certified under the new requirements are at least 15% more efficient than those built to the 2009 International Energy Conservation Code (IECC), and include additional energy-saving features to deliver a performance advantage of up to 30% compared to typical new homes. More than 100,000 new homes earned the ENERGY STAR in 2012, bringing the total number of certified homes to more than 1.4 million (see Fig. 3). Since EPA began labeling new homes in 1995, American homeowners have saved more than \$4 billion on their energy bills and reduced GHG emissions by more than 39 billion pounds. In 2012 alone, families living in ENERGY STAR certified homes saved \$527 million on their utility bills.

ENERGY STAR for New Multifamily High-Rise Buildings. Since multifamily high-rise buildings first became eligible to earn the ENERGY STAR label, 40 buildings containing more than 3,800 individual units have been certified. These high-rise buildings must meet EPA's energy efficiency guidelines and be designed to be at least 15% more efficient than the building energy code. In 2012, 16 buildings containing over 900 multifamily high-rise units were certified.

Home Performance with ENERGY STAR. In 2012, an estimated 75,000 homes were improved through the whole house retrofit program, Home Performance with ENERGY STAR (HPwES). This work was performed by 50 locally sponsored programs, including 5 new programs launched in 2012, and more than 1,900 participating contractors across the nation. Since the program's inception, more than 250,000 homes have been improved through HPwES. The HPwES program is administered by the U.S. Department of Energy, with support from EPA.

Energy Efficiency Guidance and Tools for Homeowners. This year, 1.3 million Americans visited the ENERGY STAR website to find information about home efficiency improvements, and use the Home Energy Yardstick and Home Energy Advisor to assess their homes' energy use and get recommendations to help reduce utility bills and improve comfort. In 2012, EPA began a project to enhance the Home Energy Yardstick to incorporate "Green Button" functionality, which will enable quicker and more accurate input of a consumer's utility data into the tool, making it easier to receive a home's score.

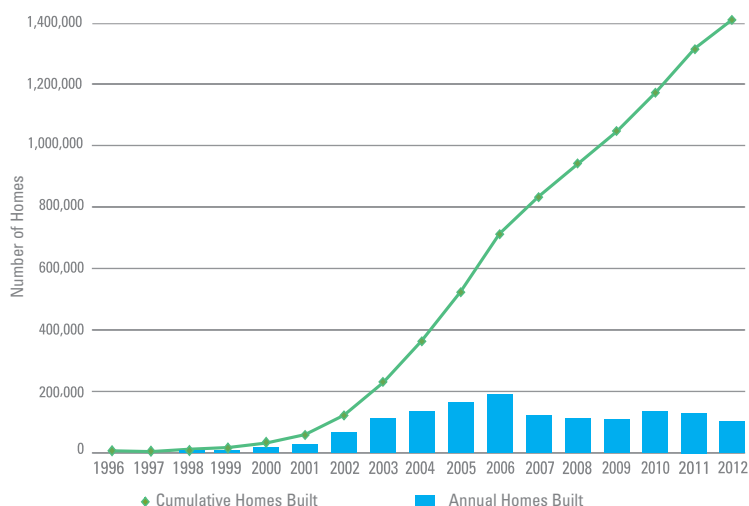
Affordable Housing. In fiscal year 2012, more than 8,500 ENERGY STAR certified homes were built within the affordable housing sector using funding from the U.S. Department of Housing and Urban Development. In addition, more than 320 Habitat for Humanity affiliates nationwide built more than 1,700 ENERGY STAR certified homes for low-income families.

ENERGY STAR FOR BUSINESS

ENERGY STAR partners continue to demonstrate solutions that deliver significant GHG emissions reductions through energy efficiency. Year after year, these organizations are leading examples of how to implement successful strategies, technologies, and practices to increase the efficiency of U.S. buildings and plants based on EPA's proven ENERGY STAR framework, posting significant results for the environment and their bottom line.

Benchmarking Shows Big Savings. Unveiling the largest U.S. building energy benchmarking data analysis to date, EPA examined over 35,000 buildings that consistently used the ENERGY STAR Portfolio Manager measurement tool from 2008 to 2011. The buildings showed an average of 7% energy savings and 6% GHG emissions reductions over three years—with the buildings that were initially the lowest performers making the greatest improvements. In addition to this analysis, EPA released a series of ENERGY STAR Portfolio Manager Data Trends in 2012 (see Fig. 4).

Fig. 3. More than 1.4 Million Homes Nationwide Have Earned the ENERGY STAR Label



*The decrease in the number of homes certified reflects the overall decrease in the total number of homes built.

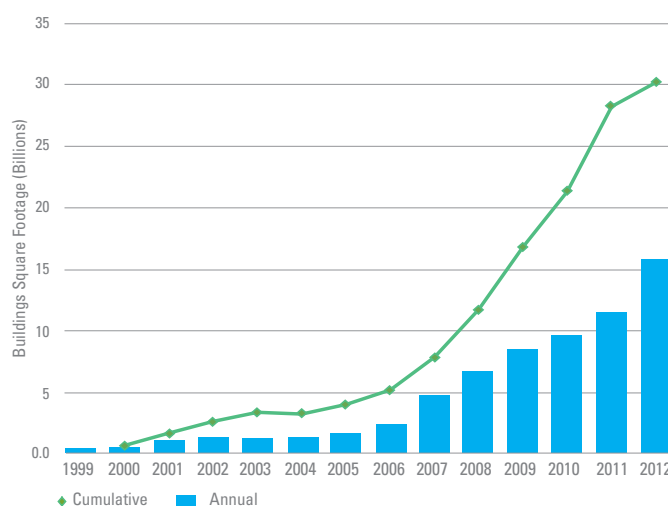
ENERGY STAR Certification for Top Performance. By the end of 2012, more than 8,200 buildings and plants became ENERGY STAR certified, for a total of more than 20,000 facilities. ENERGY STAR buildings emit 35% fewer GHG emissions and use 35% less energy than average buildings.

Significant Portfolio-Wide Savings. More than 270 leading companies and school districts have been recognized as ENERGY STAR Leaders for portfolio-wide energy savings, a 30% growth. Some organizations earned recognition for reducing energy use up to 60%. Energy management strategies—such as executive commitment; active involvement of staff, tenants, or students; and investment in new technologies—were integral to their success.

Biggest National Building Competition Yet. At the midpoint weigh-in of EPA's 2012 ENERGY STAR Battle of the Buildings, an elementary school in New Jersey was the leading competitor with a 47% reduction in energy use intensity. In the first six months of the competition alone, teams representing more than 3,200 buildings around the country had saved more than \$37 million on utility bills and reduced GHG emissions equal to those emitted by the annual electricity use of more than 16,000 homes. Final results will be released in April 2013.

New Levels of Industrial Efficiency. Nearly a decade of energy efficiency work with the wet corn milling industry enabled EPA to re-benchmark the industry's energy performance, revealing improvements in energy efficiency across the sector, including an annual energy use reduction of 6.7 trillion British thermal units (Btu), representing a 4.3% improvement. In 2012, EPA expanded the use of ENERGY STAR tools in the integrated paper, metalcasting, printing, and dairy industries. A record number of industrial sites committed to the ENERGY STAR Challenge for Industry, and 75 met or exceeded their targets in 2012 by achieving a 10% reduction in energy intensity, saving 14.7 trillion Btu in energy.

Fig. 4. Steady Growth in Building Space Benchmarked



Cumulative square footage represents the unique building floor space benchmarked in Portfolio Manager. Building space benchmarked over multiple years is only counted once in the cumulative total.



ENERGY STAR® Award Winners

PARTNER OF THE YEAR - SUSTAINED EXCELLENCE

3M Company
St. Paul, MN

AEP Texas Central
Corpus Christi, TX

Andersen Corporation
Bayport, MN

APS (Arizona Public Service)
Phoenix, AZ

ArcelorMittal USA
Chicago, IL

Austin Energy
Austin, TX

Bentall Kennedy
Toronto, ON

Bosch Home Appliances
Corporation
Irvine, CA

Building Owners and Managers
Association (BOMA)
International
Washington, DC

CalPortland Company
Glendora, CA

CBRE, Inc.
Los Angeles, CA

Cenergistic
Dallas, TX

CenterPoint Energy
Houston, TX

Cleveland Clinic
Cleveland, OH

Colgate-Palmolive Company
New York, NY

ComEd
Chicago, IL

Constellation Energy/Baltimore
Gas and Electric Company
(BGE)
Baltimore, MD

Ecova
Spokane, WA

Energy Inspectors Corporation
Las Vegas, NV

EnergyCAP, Inc.
State College, PA

EnergyLogic
Berthoud, CO

Evergreen Public Schools
Vancouver, WA

Focus on Energy
Madison, WI

Food Lion, Bottom Dollar Food,
Harveys and Reid's
Salisbury, NC

GE Lighting
Fairfield, CT

General Motors
Detroit, MI

Gresham-Barlow School District
Gresham, OR

Habitat for Humanity of Greater
Nashville
Nashville, TN

Habitat for Humanity of Metro
Denver
Denver, CO

Hanesbrands Inc.
Winston Salem, NC

HEI Hotels & Resorts
Norwalk, CT

Hines
Houston, TX

ITW Food Equipment Group
Troy, OH

Ivey Residential, LLC
Evans, GA

J. C. Penney Company, Inc.
Plano, TX

Jones Lang LaSalle
Chicago, IL

KB Home
Los Angeles, CA

Kohls Department Stores, Inc.
Menomonee Falls, WI

KPPC - Kentucky Pollution
Prevention Center
Louisville, KY

LG&E and KU
Louisville, KY

Long Island Power Authority
(LIPA)
Uniondale, NY

Loudoun County Public Schools
Ashburn, VA

Lowe's Companies, Inc.
Mooresville, NC

Manitowoc Foodservice
New Port Richey, FL

Merck
Whitehouse Station, NJ

Meritage Homes
Scottsdale, AZ

New Jersey Board of Public
Utilities
Trenton, NJ

New York State Energy
Research and Development
Authority (NYSERDA)
Albany, NY

New York-Presbyterian Hospital
New York, NY

Nissan North America, Inc.
Franklin, TN

Northeast Energy Efficiency
Partnerships, Inc. (NEEP)
Lexington, MA

Northwest Energy Efficiency
Alliance (NEEA)
Portland, OR

Pacific Gas and Electric
Company
San Francisco, CA

Panasonic Eco Solutions North
America
Secaucus, NJ

PepsiCo, Inc.
Purchase, NY

Public Service Company of
Oklahoma (PSO)
Tulsa, OK

Raytheon Company
Waltham, MA

Saint-Gobain
Valley Forge, PA

Samsung Electronics Co., Ltd.
Suwon, South Korea

Sears Holdings Corporation
Hoffman Estates, IL

Servidyne
Atlanta, GA

Southern California Edison
Rosemead, CA

Southern Energy Management
Morrisville, NC

Staples, Inc.
Framingham, MA

The Boeing Company
Chicago, IL

The E Group, a Division of
FirstEnergy Solutions Corp.
Akron, OH

TIAA-CREF
New York, NY

Toyota Motor Engineering &
Manufacturing North America,
Inc.
Erlanger, KY

TRANSWESTERN
Houston, TX

USAA Real Estate Company
San Antonio, TX

PARTNER OF THE YEAR

AEP Ohio
Columbus, OH

Air Force Medical Support
Agency - Health Facilities
Division
San Antonio, TX

Air King, Ltd.
West Chester, PA

Allergan, Inc.
Irvine, CA

AVR Homebuilders
Yonkers, NY

Beacon Capital Partners, LLC
Boston, MA

Brandywine Realty Trust
Radnor, PA

Burton Energy Group
Alpharetta, GA

Cassidy Turley
Washington, DC

Columbia Gas of Ohio
Columbus, OH

Des Moines Public Schools
Des Moines, IA

DIRECTV
El Segundo, CA

Dominion East Ohio
Richmond, VA

Eastman Chemical Company
Kingsport, TN

El Paso Electric
El Paso, TX

Energy Services Group
New Castle, DE

Entergy Texas
Beaumont, TX

Fanning/Howey Associates,
Inc.
Celina, OH

Grayhawk Homes, Inc.
Columbus, GA

Hoshizaki America, Inc.
Peachtree City, GA

Kenton County School District
Ft. Wright, KY

LG Electronics, Inc.
Englewood Cliffs, NJ

Liberty Property Trust
Malvern, PA

Memorial Hermann Healthcare
System
Houston, TX

Nationwide Marketing Group
Winston Salem, NC

New Hampshire CORE Utilities
Manchester, NH

North Penn School District
Lansdale, PA

PECO Energy Company
Philadelphia, PA

Pella Corporation
Pella, IA

Philips Lighting Company
Somerset, NJ

ProVia
Sugarcreek, OH

Scotsman Ice Systems
Vernon Hills, IL

Scott County Schools
Georgetown, KY

Sharp Electronics Corporation
Mahwah, NJ

Southern Maryland Electric
Cooperative (SMECO)
Hughesville, MD

Technical Consumer Products,
Inc. (TCP)
Aurora, OH

The Connecticut Energy
Efficiency Fund with UI and
CL&P
Orange, CT

The Home Depot
Atlanta, GA

Verizon Wireless
Basking Ridge, NJ

Vornado Realty Trust
New York, NY

Wells Real Estate Funds
Norcross, GA

AWARDS FOR EXCELLENCE

ENERGY STAR Promotion

Amerlux
Fairfield, NJ

FSL Home Energy Solutions
Phoenix, AZ

National Grid
Waltham, MA

South Carolina Electric & Gas
Company
Cayce, SC

Affordable Housing

Milford Housing Development
Corporation
Milford, DE

Energy-Efficient Product Design

Cree, Inc.
Durham, NC

Retailing

Metro Lighting
Brentwood, MO

For more information, visit www.energystar.gov

All values and figures for 2012 are preliminary as of March 1, 2013. Source for all figures: EPA Climate Protection Partnerships Division.