

**Here's Your
Indoor
Air Quality
Tools
for
Schools
EASY REFERENCE
GUIDE**




SEPA



STATE
ENVIRONMENTAL
PROTECTION
AGENCY





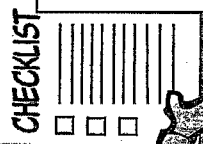
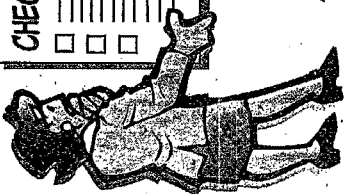



AMERICAN
LUNG
ASSOCIATION






IAQ COORDINATOR


NURSE/HEALTH PROFESSIONAL




FACILITY MANAGER



FOOD SERVICE PROFESSIONALS





FOLLOW THE STEPS IN THIS...




ROAD MAP

TO FAMILIARIZE YOURSELF WITH THE IAQ TFS KIT AND GET STARTED ON DEVELOPING A COMPREHENSIVE IAQ PROGRAM TODAY!



H. Congratulations on your commitment to making your school a healthier learning environment. Review the contents of the IAQ Tools for Schools Kit. This will give you an idea of how everyone can play a role.


B. Skim the different sections of the IAQ Coordinator's Guide. Review the IAQ Coordinator's forms, including sample memos and checklists, to kick off an IAQ program and keep it organized.



W. Watch the Taking Action & Ventilation Basics video(s). Richard Trethewey and Steve Thomas of the well-known series This Old House discuss implementing the IAQ Tools for Schools Kit as well as proper operation and maintenance of school ventilation systems.




M. Get buy in from school leadership. Raise awareness of school staff by inviting everyone to attend an IAQ TFS meeting. Request




5.

Form your IAQ Team and review current IAQ practices in your school. Use the Kit's Checklist Log to list school staff members and the checklists they receive. Consider parent involvement in your IAQ program.



7.

Collect staff members' completed checklists and record the information on the Checklist Log. Watch the Walkthrough Video and use the Walkthrough Inspection Checklist as you tour your school facilities to assess problems. Consider using the school's blueprint/layout to track health issues and their locations. This may indicate where specific IAQ problems exist.



9.

Consider developing school policies for: animals, food, and pesticides. Fix any small IAQ problems. Develop a plan to proactively improve IAQ for the long term.

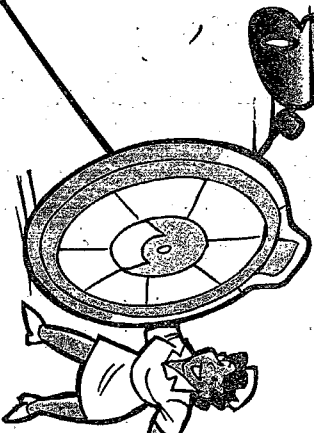


IAQ Team. Individuals likely to play a role on the Team include the school nurse, facility manager, and business official.



and appropriate checklists to each person on the Checklist Log. Draft a memo (see sample in Kit) on your IAQ program, including a date for completing the checklists.

Copy and distribute the IAQ Background



Use completed checklists, walk-through notes, and the Problem Solving Wheel to identify problems and prioritize IAQ problems as short term or long term.

Your school now has an IAQ Program in place. Communicate your findings with the school community and encourage good IAQ practices. Apply for the IAQ TFS Excellence Award. For more information, log onto www.epa.gov/iaq/schools or call 1-800-458-4518.



