United States
Environmental Protection
Agency

Solid Waste and
Emergency Response
(5305W)

EPA530-R-97-008d
March 1997

EPA

# State Detail Analysis

## The Preliminary National Biennial RCRA Hazardous Waste Report (Based on 1995 Data)

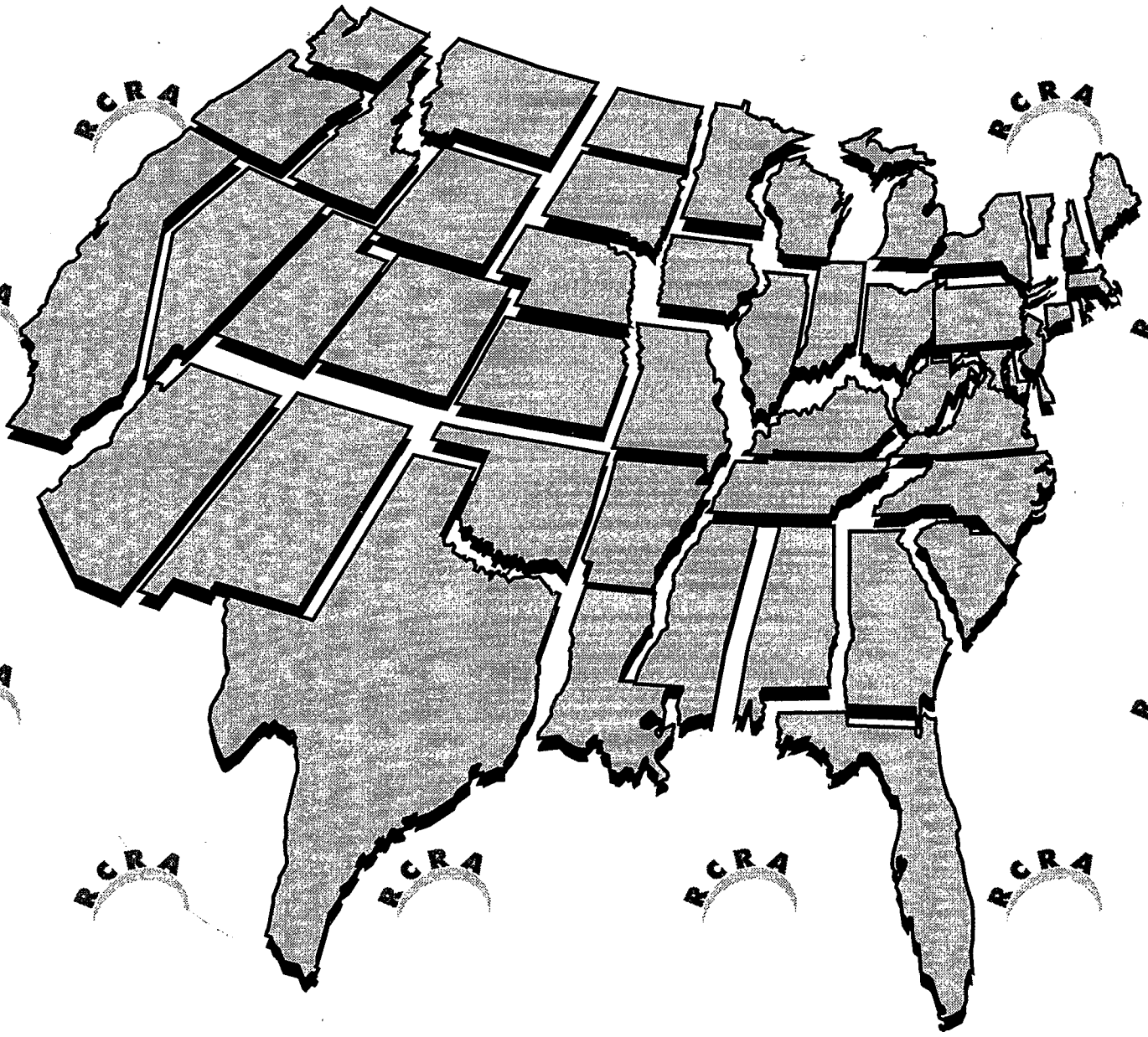

Printed on paper that contains at least 20 percent postconsumer fiber.

# CONTENTS

**EXECUTIVE SUMMARY** . . . . . ES-1

ALABAMA . . . . . 1
ALASKA . . . . . 11
ARIZONA . . . . . 19
ARKANSAS . . . . . 29
CALIFORNIA . . . . . 39
COLORADO . . . . . 49
CONNECTICUT . . . . . 59
DELAWARE . . . . . 69
DISTRICT OF COLUMBIA . . . . . 79
FLORIDA . . . . . 85
GEORGIA . . . . . 95
GUAM . . . . . 105
HAWAII . . . . . 115
IDAHO . . . . . 125
ILLINOIS . . . . . 135
INDIANA . . . . . 145
IOWA . . . . . 155
KANSAS . . . . . 165
KENTUCKY . . . . . 175
LOUISIANA . . . . . 185
MAINE . . . . . 195
MARYLAND . . . . . 205
MASSACHUSETTS . . . . . 213
MICHIGAN . . . . . 223
MINNESOTA . . . . . 233
MISSISSIPPI . . . . . 243
MISSOURI . . . . . 253
MONTANA . . . . . 263
NAVAJO NATION . . . . . 273
NEBRASKA . . . . . 279
NEVADA . . . . . 289
NEW HAMPSHIRE . . . . . 299
NEW JERSEY . . . . . 305
NEW MEXICO . . . . . 315
NEW YORK . . . . . 325
NORTH CAROLINA . . . . . 335
NORTH DAKOTA . . . . . 345
OHIO . . . . . 355
OKLAHOMA . . . . . 365
OREGON . . . . . 375
PENNSYLVANIA . . . . . 385
PUERTO RICO . . . . . 395
RHODE ISLAND . . . . . 405
SOUTH CAROLINA . . . . . 415
SOUTH DAKOTA . . . . . 425
TENNESSEE . . . . . 433
TEXAS . . . . . 443
TRUST TERRITORIES . . . . . 453

UTAH . . . . . 459
VERMONT . . . . . 469
VIRGIN ISLANDS . . . . . 479
VIRGINIA . . . . . 487
WASHINGTON . . . . . 497
WEST VIRGINIA . . . . . 503
WISCONSIN . . . . . 513
WYOMING . . . . . 523

EPA

# Executive Summary

## The Preliminary National Biennial RCRA Hazardous Waste Report (Based on 1995 Data)

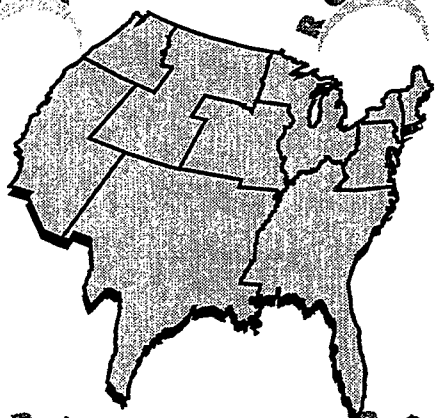



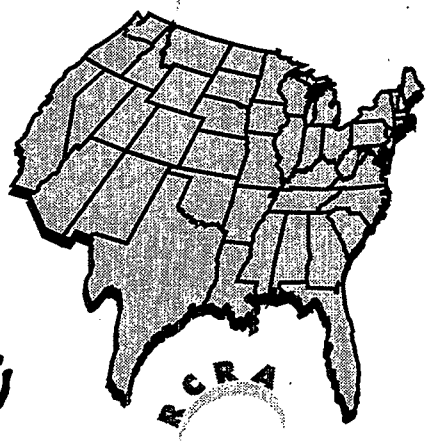



# EXECUTIVE SUMMARY

The United States Environmental Protection Agency (EPA), in cooperation with the States,[1] biennially collects information regarding the generation, management, and final disposition of hazardous wastes regulated under the Resource Conservation and Recovery Act of 1976 (RCRA), as amended. The purpose of this preliminary report is to communicate the initial findings of EPA's 1995 Biennial Reporting System (BRS) data collection efforts to the public, government agencies, and the regulated community, as well as to allow an assessment of the quality and completeness of the data submissions on which the report is based.[2] (For a further discussion of data quality and completeness see page ES-11.) The preliminary report consists of five documents (a "State Summary Analysis" will be included in the final report):

- Executive Summary--an overview of national hazardous waste generation and management practices;
- National Analysis--a detailed look at waste handling practices in the EPA Regions, the States and at the largest facilities in the nation, including quantities of generation, management, shipments and receipts, and interstate imports and exports, as well as counts of generators and managers;
- State Detail Analysis--a detailed look at each State's waste handling practices, including overall totals for generation, management, and shipments and receipts, as well as totals for the largest fifty facilities;
- List of Large Quantity Generators--identifies every hazardous waste generator in the United States that reported itself to be a large quantity generator in 1995; and
- List of Treatment, Storage and Disposal Facilities--identifies every hazardous waste manager in the United States that reported itself to be a treatment, storage or disposal facility in 1995.

[1]The term "State" includes the District of Columbia, Puerto Rico, Guam, the Navajo Nation, the Trust Territories, and the Virgin Islands, in addition to the 50 United States.

[2]While BRS respondents have submitted Confidential Business Information (CBI) pursuant to 40 CFR 260.2(b), none of these data have been included in this preliminary report.

## RCRA HAZARDOUS WASTE

Throughout this report, the term RCRA hazardous waste refers to solid waste assigned a federal hazardous waste code and regulated by RCRA, either because it was managed in a unit subject to RCRA permitting standards or because it was shipped and subject to RCRA transportation requirements. Individual States may choose to regulate additional wastes not identified as hazardous by EPA. Hazardous wastes assigned only a State hazardous waste code are not included in this report. Similarly, hazardous wastes managed only in units subject to State permitting standards, or wastes that are managed only in units exempt from RCRA permitting standards, are not included in this report.

## RCRA HAZARDOUS WASTE GENERATION

RCRA hazardous waste generation information is obtained from data reported by RCRA large quantity generators (LQG). The RCRA hazardous waste generation quantities in this report are limited to generation quantities that are managed in units subject to RCRA permitting standards. All hazardous waste generation reported to be managed on-site in units exempt from RCRA permitting standards, such as treatment systems permitted by the National Pollutant Discharge Elimination System (NPDES), is excluded from the RCRA generation quantities provided in this report. Although some off-site shipments may ultimately be managed in units exempt from RCRA permitting standards, this determination cannot be made from information reported by the generator. Therefore, all hazardous waste generation shipped off-site is included in the RCRA generation quantities provided in this report.

Hazardous waste generators are included in this report if they identified themselves as a LQG. It is important to note that the LQGs identified in this report have been included on the basis of the best available and most current information provided electronically to the EPA by the States. Both the EPA and the States have made significant efforts to ensure the accuracy of these data. However, the LQG counts may include some generators that, when determining whether they were LQGs, used a lower State-defined threshold for LQGs, counted wastes regulated only by their States, or counted wastes that are exempt from federal regulation.

A generator was defined as a federal large quantity generator in 1995 if it met or exceeded any one of the following federal criteria:

- The generator generated in any single month 1,000 kg (2,200 lbs or 1.1 tons) or more of RCRA hazardous waste; or
- The generator generated in any single month, or accumulated at any time, 1 kg (2.2 lbs) of RCRA acute hazardous waste; or
- The generator generated, or accumulated, at any time more than 100 kg (220 lbs) of spill cleanup material contaminated with RCRA acute hazardous waste.

In 1995, 19,908 LQGs produced 279 million tons of hazardous waste regulated by RCRA. This is a decrease of 4,454 LQGs and an increase of 21 million tons of waste compared to 1993. As identified in Exhibit 1 the five (5) States whose LQGs generated the largest amount of hazardous waste were Texas (145 million tons), Tennessee (39 million tons), California (17 million tons), Louisiana (15 million tons), and Illinois (14 million tons). Together, the LQGs in these States accounted for 82% of the national total waste generated.

Wastewater generation is identified in BRS by the use of certain form codes or by waste management in units typically associated with wastewater management (i.e., management in aqueous treatment units, neutralization tanks, underground injection wells, or other wastewater management systems). See Chapter 1, Waste Generation, of the National Analysis for a list of which form codes and system type codes are used to identify wastewater. (A complete list of system type codes can be found in Appendix A of the National Analysis, and a complete list of form codes can be found in Appendix B of the National Analysis.) In 1995, wastewater generation accounted for 96% of the national generation total, while in 1993 wastewater generation accounted for 92% percent of the national generation total.

Overall, total hazardous waste generation increased from 258 million tons in 1993 to 279 million tons in 1995. Wastewater generation also increased from 237 million tons in 1993 to 267 million tons in 1995. In contrast, non-wastewater generation decreased from 22 million tons in 1993 to 13 million tons in 1995.

In comparing 1995 data with those of earlier reports, it is important to note that many new wastes were captured by RCRA in 1990 with the promulgation of the Toxicity Characteristic (TC) Rule. The TC Rule added 25 new hazardous waste codes (D018 to D043) and required more stringent analytical tests for the presence of toxic constituents in waste. For 1995, these codes captured, at a minimum, 76 million tons of wastes not regulated before 1990. An additional 37 million tons were described by D018 to D043 when mixed with other waste codes. This suggests that, in 1995, the new toxicity characteristic wastes captured as much as 113 million tons of wastes not regulated before 1990. In contrast, the 1993 data reported as much as 135 million tons of waste not regulated before 1990.

## RCRA HAZARDOUS WASTE MANAGEMENT

RCRA hazardous waste management information is obtained from data reported by RCRA treatment, storage, or disposal facilities (TSD). The RCRA hazardous waste management quantities in this report are limited to waste that was received or generated by a reporting TSD and managed at the reporting TSD in treatment units subject to RCRA permitting standards. All hazardous waste either received for transfer shipment or managed at a reporting TSD in units exempt from RCRA permitting standards, such as treatment systems permitted by the National Pollutant Discharge Elimination System (NPDES), is excluded from the RCRA management quantities provided in this report.

In 1995, 1,787 TSDs subject to RCRA permitting standards managed 277 million tons of hazardous waste. This represents a 797 facility decrease in the number of TSDs and a 42 million ton increase in the amount of waste managed as compared to 1993. As identified in Exhibit 2 the five (5) States whose TSDs managed the largest quantities of hazardous wastes were Texas (165 million tons), Tennessee (39 million tons), California (16 million tons), Louisiana (14 million tons), and Michigan (14 million tons). Together, the TSDs in these States accounted for 89% of the national total waste managed.

Wastewater management is identified in BRS by the use of certain form codes or by waste management in units typically associated with wastewater management (i.e., management in aqueous treatment units, neutralization tanks, underground injection wells, or other wastewater management systems). See Chapter 2, Waste Management, of the National Analysis for a list of which form codes and system type codes are used to identify

wastewater. (A complete list of system type codes can be found in Appendix A of the National Analysis, and a complete list of form codes can be found in Appendix B of the National Analysis.) In 1995, wastewater management accounted for 97% of the national management total, while in 1993 wastewater management accounted for 94% of the national management total.

Overall, total hazardous waste management increased from 235 million tons in 1993 to 277 million tons in 1995. Wastewater management also increased from 220 million tons in 1993 to 270 million tons in 1995. In contrast, non-wastewater management decreased from 14 million tons in 1993 to 7.8 million tons in 1995.

The majority (53%) of the waste managed in the nation was managed in aqueous treatment units. Aqueous treatment units consist of:

| | |
|---|---|
| Aqueous organic treatment units | 114 million tons |
| Aqueous organic and inorganic treatment units | 24 million tons |
| Aqueous inorganic treatment units | 8 million tons |

Land disposal accounted for 8.1% of the national management total. Land Disposal units include:

| | |
|---|---|
| Deepwell/Underground Injection | 21 million tons |
| Landfill | 1 million tons |
| Surface Impoundment | 575 thousand tons |
| Land Treatment/Application/Farming | 10 thousand tons |

Thermal treatment accounted for 2.1% of the national management total. Thermal treatment units are:

| | |
|---|---|
| Incineration | 4 million tons |
| Energy Recovery (Reuse as Fuel) | 1 million tons |

Recovery operations accounted for 0.7% of the national management total. Recovery operations include:

| | |
|---|---|
| Fuel Blending | 657 thousand tons |
| Metals Recovery (for Reuse) | 528 thousand tons |
| Other Recovery | 515 thousand tons |
| Solvents Recovery | 285 thousand tons |

The remaining management quantities (36.1%) were from "Other" treatment and disposal units:

| | |
|---|---|
| Other Treatment | 97 million tons |
| Other Disposal (specified in comments) | 2 million tons |
| Stabilization | 830 thousand tons |
| Sludge treatment | 591 thousand tons |

## RCRA HAZARDOUS WASTE SHIPMENTS AND RECEIPTS

RCRA hazardous waste shipment information is obtained from data reported by both RCRA large quantity generators (LQG) and RCRA treatment, storage, or disposal facilities (TSD). RCRA hazardous waste shipment quantities include all RCRA waste shipments reported by RCRA LQGs and TSDs. Although some off-site shipments may ultimately be managed in treatment units exempt from RCRA permitting standards, this determination cannot be made from information reported by the shipper. Therefore, the shipment quantities provided in this report may include some waste that is ultimately managed in units exempt from RCRA permitting standards. In some instances, reported waste shipments are actually the movement of wastes across contiguous physical locations that are regulated under different EPA identification numbers. These waste transfers are correctly reported as shipments and cannot be distinguished from transport shipments based on the information reported.

RCRA hazardous waste receipt information is obtained from data reported by RCRA TSDs. RCRA hazardous waste receipt quantities are limited to waste reported by a receiving TSD as either received for transfer or received and managed at the reporting TSD in units subject to RCRA permitting standards. Received wastes managed at the reporting

TSD in units exempt from RCRA permitting standards, such as treatment systems permitted by the National Pollutant Discharge Elimination System (NPDES), are excluded from receipt quantities provided in this report.

Limitations in the reported information prevents the direct comparison of shipment and receipt quantities. Hazardous waste shipment quantities may include hazardous waste shipments that are ultimately managed by the receiver in units exempt from RCRA permitting standards. Hazardous waste receipt quantities exclude waste managed in units exempt from RCRA permitting standards. Therefore, hazardous waste shipment quantities can be expected to exceed hazardous waste receipt quantities because exempt waste may be included in shipment quantities and excluded from receipt quantities. Exempt waste reporting will be eliminated beginning with the 1997 biennial reporting cycle. This change should mitigate this discrepancy in future reports.

RCRA hazardous waste exports are waste shipments where the destination is a different State from where the waste was generated. Exports are calculated from information provided by waste shippers. RCRA hazardous waste imports are waste receipts where the waste originated in another State. RCRA hazardous waste imports are calculated from information provided by RCRA TSDs.

In 1995, 19,567 shippers reported shipping a total of 16 million tons of hazardous waste. This is a decrease of 4,397 shippers and a decrease of 2 million tons of hazardous waste compared to 1993. The States whose shippers reported shipping (in or out of State) the largest quantities of waste were Texas (2.4 million tons), Minnesota (2.1 million tons), New York (2.0 million tons), Illinois (1.9 million tons), and California (1.7 million tons). Together the shippers in these States accounted for 65% of the total quantity of hazardous waste shipped nationwide.

Nationwide, of the 16 million tons of hazardous waste shipped, 8.9 million tons were **exported** to other States. This is a 2.2 million ton increase compared with 1993. The States whose shippers reported exporting the largest amount of waste were Minnesota (2.1 million tons), Illinois (1.7 million tons), and California (1.2 million tons). Together the shippers in these States accounted for 57% of the national total of hazardous waste exports.

In 1995, 522 RCRA TSDs reported receiving 6.2 million tons of hazardous waste. This is a decrease of 217 TSDs and a decrease of 2.8 million tons of hazardous waste compared with 1993. The States whose receivers reported receiving the largest quantities of waste, from both in or out of State, were Texas (980 thousand tons), Indiana (580 thousand tons), Michigan (510 thousand tons), and California (480 thousand tons). Together, the receivers in these States accounted for 42% of the national total of waste receipts.

Nationwide, of the 6.2 million tons of hazardous waste receipts, 3.4 million tons were **imported** from other States. This is a decrease of 820 thousand tons compared with 1993. The States whose receivers reported importing the largest amount of waste were Texas (630 thousand tons), Indiana (260 thousand tons), Michigan (260 thousand tons), Pennsylvania (220 thousand tons), and Louisiana (210 thousand tons). Together the receivers in these States accounted for 46% of the national total of waste imports.

**Exhibit 1 Quantity of RCRA Hazardous Waste Generated and Number of Hazardous Waste Generators, by State, 1995**

| STATE | HAZARDOUS WASTE QUANTITY | | | LARGE QUANTITY GENERATORS | | |
|---|---|---|---|---|---|---|
| | RANK | TONS GENERATED | PERCENTAGE | RANK | NUMBER | PERCENTAGE |
| ALABAMA | 16 | 1,286,262 | 0.5 | 23 | 278 | 1.4 |
| ALASKA | 51 | 3,438 | 0.0 | 42 | 65 | 0.3 |
| ARIZONA | 40 | 66,865 | 0.0 | 27 | 199 | 1.0 |
| ARKANSAS | 33 | 274,158 | 0.1 | 26 | 204 | 1.0 |
| CALIFORNIA | 3 | 17,029,474 | 6.1 | 2 | 1,635 | 8.2 |
| COLORADO | 36 | 169,554 | 0.1 | 31 | 156 | 0.8 |
| CONNECTICUT | 30 | 310,825 | 0.1 | 18 | 395 | 2.0 |
| DELAWARE | 41 | 66,021 | 0.0 | 43 | 64 | 0.3 |
| DISTRICT OF COLUMBIA | 54 | 764 | 0.0 | 49 | 18 | 0.1 |
| FLORIDA | 22 | 558,122 | 0.2 | 17 | 414 | 2.1 |
| GEORGIA | 25 | 459,543 | 0.2 | 16 | 430 | 2.2 |
| GUAM | 55 | 299 | 0.0 | 53 | 13 | 0.1 |
| HAWAII | 21 | 592,900 | 0.2 | 45 | 53 | 0.3 |
| IDAHO | 17 | 1,209,841 | 0.4 | 46 | 52 | 0.3 |
| ILLINOIS | 5 | 13,892,416 | 5.0 | 5 | 1,151 | 5.8 |
| INDIANA | 12 | 1,733,196 | 0.6 | 10 | 606 | 3.0 |
| IOWA | 48 | 11,507 | 0.0 | 37 | 108 | 0.5 |
| KANSAS | 13 | 1,722,483 | 0.6 | 25 | 212 | 1.1 |
| KENTUCKY | 18 | 1,149,881 | 0.4 | 14 | 440 | 2.2 |
| LOUISIANA | 4 | 15,469,654 | 5.5 | 21 | 359 | 1.8 |
| MAINE | 45 | 19,459 | 0.0 | 33 | 144 | 0.7 |
| MARYLAND | 26 | 442,826 | 0.2 | 28 | 189 | 0.9 |
| MASSACHUSETTS | 20 | 606,282 | 0.2 | 12 | 472 | 2.4 |
| MICHIGAN | 6 | 12,459,834 | 4.5 | 9 | 707 | 3.6 |
| MINNESOTA | 31 | 293,489 | 0.1 | 22 | 285 | 1.4 |
| MISSISSIPPI | 14 | 1,579,260 | 0.6 | 32 | 152 | 0.8 |
| MISSOURI | 42 | 62,070 | 0.0 | 29 | 181 | 0.9 |
| MONTANA | 50 | 7,640 | 0.0 | 47 | 51 | 0.3 |
| NAVAJO NATION | 56 | 195 | 0.0 | 54 | 11 | 0.1 |
| NEBRASKA | 38 | 89,878 | 0.0 | 43 | 64 | 0.3 |
| NEVADA | 49 | 8,348 | 0.0 | 39 | 78 | 0.4 |
| NEW HAMPSHIRE | 43 | 26,009 | 0.0 | 34 | 130 | 0.7 |
| NEW JERSEY | 27 | 437,202 | 0.2 | 7 | 1,049 | 5.3 |
| NEW MEXICO | 35 | 204,494 | 0.1 | 48 | 44 | 0.2 |
| NEW YORK | 9 | 2,557,088 | 0.9 | 1 | 1,878 | 9.4 |
| NORTH CAROLINA | 32 | 286,339 | 0.1 | 11 | 587 | 2.9 |
| NORTH DAKOTA | 23 | 520,226 | 0.2 | 51 | 16 | 0.1 |
| OHIO | 11 | 1,774,939 | 0.6 | 3 | 1,354 | 6.8 |
| OKLAHOMA | 24 | 511,918 | 0.2 | 30 | 168 | 0.8 |
| OREGON | 39 | 68,187 | 0.0 | 24 | 220 | 1.1 |
| PENNSYLVANIA | 15 | 1,523,362 | 0.5 | 6 | 1,110 | 5.6 |
| PUERTO RICO | 19 | 893,006 | 0.3 | 41 | 68 | 0.3 |
| RHODE ISLAND | 44 | 25,428 | 0.0 | 36 | 112 | 0.6 |
| SOUTH CAROLINA | 34 | 261,015 | 0.1 | 19 | 371 | 1.9 |
| SOUTH DAKOTA | 53 | 780 | 0.0 | 51 | 16 | 0.1 |
| TENNESSEE | 2 | 38,686,622 | 13.9 | 13 | 467 | 2.3 |
| TEXAS | 1 | 145,073,442 | 52.0 | 4 | 1,297 | 6.5 |
| TRUST TERRITORIES | 46 | 12,154 | 0.0 | 55 | 3 | 0.0 |
| UTAH | 28 | 418,523 | 0.1 | 38 | 98 | 0.5 |
| VERMONT | 47 | 11,811 | 0.0 | 40 | 75 | 0.4 |
| VIRGIN ISLANDS | 52 | 3,329 | 0.0 | 56 | 1 | 0.0 |
| VIRGINIA | 37 | 98,678 | 0.0 | 19 | 371 | 1.9 |
| WASHINGTON | 8 | 3,250,971 | 1.2 | 8 | 721 | 3.6 |
| WEST VIRGINIA | 7 | 8,489,828 | 3.0 | 35 | 117 | 0.6 |
| WISCONSIN | 29 | 404,659 | 0.1 | 15 | 432 | 2.2 |
| WYOMING | 10 | 1,972,177 | 0.7 | 50 | 17 | 0.1 |
| TOTAL | | 279,088,670 | 100.0 | | 19,908 | 100.0 |

**Note:** Columns may not sum due to rounding.

**Exhibit 2** **Quantity of RCRA Hazardous Waste Managed and Number of TSDs, by State, 1995**

| STATE | HAZARDOUS WASTE QUANTITY[1] | | | TSD FACILITIES | | |
|---|---|---|---|---|---|---|
| | RANK | TONS MANAGED | PERCENTAGE | RANK | NUMBER | PERCENTAGE |
| ALABAMA | 14 | 1,259,180 | 0.5 | 16 | 46 | 2.6 |
| ALASKA | 31 | 141,614 | 0.1 | 38 | 12 | 0.7 |
| ARIZONA | 40 | 11,029 | 0.0 | 27 | 26 | 1.5 |
| ARKANSAS | 22 | 256,809 | 0.1 | 20 | 37 | 2.1 |
| CALIFORNIA | 3 | 16,224,855 | 5.9 | 1 | 137 | 7.7 |
| COLORADO | 26 | 191,047 | 0.1 | 21 | 36 | 2.0 |
| CONNECTICUT | 30 | 154,729 | 0.1 | 17 | 43 | 2.4 |
| DELAWARE | 44 | 1,812 | 0.0 | 47 | 5 | 0.3 |
| DISTRICT OF COLUMBIA | 52 | 0 | 0.0 | 52 | 1 | 0.1 |
| FLORIDA | 29 | 161,763 | 0.1 | 11 | 55 | 3.1 |
| GEORGIA | 21 | 348,359 | 0.1 | 12 | 51 | 2.9 |
| GUAM | 51 | 0 | 0.0 | 50 | 2 | 0.1 |
| HAWAII | 48 | 476 | 0.0 | 46 | 6 | 0.3 |
| IDAHO | 15 | 1,240,434 | 0.4 | 40 | 10 | 0.6 |
| ILLINOIS | 7 | 3,274,425 | 1.2 | 3 | 106 | 5.9 |
| INDIANA | 10 | 1,486,261 | 0.5 | 5 | 75 | 4.2 |
| IOWA | 43 | 4,196 | 0.0 | 44 | 7 | 0.4 |
| KANSAS | 9 | 1,761,658 | 0.6 | 14 | 50 | 2.8 |
| KENTUCKY | 33 | 123,709 | 0.0 | 19 | 40 | 2.2 |
| LOUISIANA | 4 | 14,498,887 | 5.2 | 6 | 74 | 4.1 |
| MAINE | 45 | 1,780 | 0.0 | 32 | 18 | 1.0 |
| MARYLAND | 28 | 184,605 | 0.1 | 29 | 20 | 1.1 |
| MASSACHUSETTS | 41 | 7,288 | 0.0 | 12 | 51 | 2.9 |
| MICHIGAN | 5 | 13,834,017 | 5.0 | 2 | 107 | 6.0 |
| MINNESOTA | 23 | 245,001 | 0.1 | 18 | 42 | 2.4 |
| MISSISSIPPI | 11 | 1,446,886 | 0.5 | 31 | 19 | 1.1 |
| MISSOURI | 39 | 15,129 | 0.0 | 26 | 27 | 1.5 |
| MONTANA | 47 | 1,283 | 0.0 | 42 | 8 | 0.4 |
| NAVAJO NATION | 52 | 0 | 0.0 | 55 | 0 | 0.0 |
| NEBRASKA | 34 | 93,880 | 0.0 | 42 | 8 | 0.4 |
| NEVADA | 37 | 48,015 | 0.0 | 36 | 13 | 0.7 |
| NEW HAMPSHIRE | 52 | 0 | 0.0 | 52 | 1 | 0.1 |
| NEW JERSEY | 35 | 65,064 | 0.0 | 15 | 47 | 2.6 |
| NEW MEXICO | 27 | 188,444 | 0.1 | 35 | 14 | 0.8 |
| NEW YORK | 18 | 548,455 | 0.2 | 9 | 66 | 3.7 |
| NORTH CAROLINA | 24 | 199,439 | 0.1 | 7 | 69 | 3.9 |
| NORTH DAKOTA | 19 | 518,043 | 0.2 | 44 | 7 | 0.4 |
| OHIO | 13 | 1,377,294 | 0.5 | 10 | 59 | 3.3 |
| OKLAHOMA | 17 | 563,381 | 0.2 | 22 | 31 | 1.7 |
| OREGON | 32 | 137,302 | 0.0 | 39 | 11 | 0.6 |
| PENNSYLVANIA | 12 | 1,409,381 | 0.5 | 8 | 67 | 3.7 |
| PUERTO RICO | 16 | 836,505 | 0.3 | 34 | 17 | 1.0 |
| RHODE ISLAND | 38 | 29,806 | 0.0 | 40 | 10 | 0.6 |
| SOUTH CAROLINA | 25 | 191,309 | 0.1 | 27 | 26 | 1.5 |
| SOUTH DAKOTA | 50 | 1 | 0.0 | 49 | 3 | 0.2 |
| TENNESSEE | 2 | 38,675,221 | 13.9 | 24 | 29 | 1.6 |
| TEXAS | 1 | 164,751,573 | 59.4 | 4 | 80 | 4.5 |
| TRUST TERRITORIES | 52 | 0 | 0.0 | 50 | 2 | 0.1 |
| UTAH | 20 | 382,397 | 0.1 | 32 | 18 | 1.0 |
| VERMONT | 46 | 1,455 | 0.0 | 36 | 13 | 0.7 |
| VIRGIN ISLANDS | 49 | 20 | 0.0 | 52 | 1 | 0.1 |
| VIRGINIA | 36 | 51,995 | 0.0 | 22 | 31 | 1.7 |
| WASHINGTON | 52 | 0 | 0.0 | 55 | 0 | 0.0 |
| WEST VIRGINIA | 6 | 8,395,116 | 3.0 | 25 | 28 | 1.6 |
| WISCONSIN | 42 | 5,159 | 0.0 | 29 | 20 | 1.1 |
| WYOMING | 8 | 1,970,452 | 0.7 | 47 | 5 | 0.3 |
| TOTAL | | 277,316,939 | 100.0 | | 1,787 | 100.0 |

[1]Quantity managed only by storage is excluded.

**Note:** Columns may not sum due to rounding.

## DATA QUALITY AND COMPLETENESS

The data presented in this report have been provided by States to their respective EPA Regional offices. In some cases the data were also collected by EPA Regional offices. When the data were transmitted to EPA Headquarters, the State or Region that collected the data provided an indication of how complete the data were for each State that was being transmitted. Exhibit 3 lists the current level of completion for each State according to one of the two categories described below.

1. State believes data submission is complete.

   State has indicated that it provided all required data for all handlers that were required to file the 1995 Biennial Report, including all LQGs and TSDs in the State. (Please note that sites claiming confidential business information have been excluded from all volumes of this preliminary report.)

2. State believes data submission is incomplete.

   State has indicated that its data omitted handlers that were required to file the 1995 Biennial Report. Data for these States will probably change when a complete submission is received for the State.

## WHERE TO OBTAIN ADDITIONAL INFORMATION

All volumes of *The Preliminary Biennial RCRA Hazardous Waste Report (Based on 1995 Data)*, as well as the 1995 Preliminary Biennial Reporting System (BRS) database, can be obtained via the Internet at: "http://www.epa.gov/epaoswer/hazwaste/data/" or they can be purchased from the National Technical Information Service (NTIS) at (703) 487-4650.

**Exhibit 3** **Status of State Data Submissions, 1995**

| STATE | STATUS OF STATE DATA SUBMISSION |
|---|---|
| ALABAMA | STATE BELIEVES DATA SUBMISSION IS COMPLETE. |
| ALASKA | STATE BELIEVES DATA SUBMISSION IS COMPLETE. |
| ARIZONA | STATE BELIEVES DATA SUBMISSION IS COMPLETE. |
| ARKANSAS | STATE BELIEVES DATA SUBMISSION IS COMPLETE. |
| CALIFORNIA | STATE BELIEVES DATA SUBMISSION IS COMPLETE. |
| COLORADO | STATE BELIEVES DATA SUBMISSION IS COMPLETE. |
| CONNECTICUT | STATE BELIEVES DATA SUBMISSION IS COMPLETE. |
| DELAWARE | STATE BELIEVES DATA SUBMISSION IS COMPLETE. |
| DISTRICT OF COLUMBIA | STATE BELIEVES DATA SUBMISSION IS COMPLETE. |
| FLORIDA | STATE BELIEVES DATA SUBMISSION IS COMPLETE. |
| GEORGIA | STATE BELIEVES DATA SUBMISSION IS COMPLETE. |
| GUAM | STATE BELIEVES DATA SUBMISSION IS COMPLETE. |
| HAWAII | STATE BELIEVES DATA SUBMISSION IS COMPLETE. |
| IDAHO | STATE BELIEVES DATA SUBMISSION IS COMPLETE. |
| ILLINOIS | STATE BELIEVES DATA SUBMISSION IS COMPLETE. |
| INDIANA | STATE BELIEVES DATA SUBMISSION IS COMPLETE. |
| **IOWA** | STATE BELIEVES DATA SUBMISSION IS **INCOMPLETE.** |
| KANSAS | STATE BELIEVES DATA SUBMISSION IS COMPLETE. |
| KENTUCKY | STATE BELIEVES DATA SUBMISSION IS COMPLETE. |
| LOUISIANA | STATE BELIEVES DATA SUBMISSION IS COMPLETE. |
| MAINE | STATE BELIEVES DATA SUBMISSION IS COMPLETE. |
| **MARYLAND** | STATE BELIEVES DATA SUBMISSION IS **INCOMPLETE.** |
| MASSACHUSETTS | STATE BELIEVES DATA SUBMISSION IS COMPLETE. |
| **MICHIGAN** | STATE BELIEVES DATA SUBMISSION IS **INCOMPLETE.** |
| MINNESOTA | STATE BELIEVES DATA SUBMISSION IS COMPLETE. |
| MISSISSIPPI | STATE BELIEVES DATA SUBMISSION IS COMPLETE. |
| **MISSOURI** | STATE BELIEVES DATA SUBMISSION IS **INCOMPLETE.** |
| MONTANA | STATE BELIEVES DATA SUBMISSION IS COMPLETE. |
| NAVAJO NATION | STATE BELIEVES DATA SUBMISSION IS COMPLETE. |
| **NEBRASKA** | STATE BELIEVES DATA SUBMISSION IS **INCOMPLETE.** |
| NEVADA | STATE BELIEVES DATA SUBMISSION IS COMPLETE. |
| NEW HAMPSHIRE | STATE BELIEVES DATA SUBMISSION IS COMPLETE. |
| NEW JERSEY | STATE BELIEVES DATA SUBMISSION IS COMPLETE. |
| NEW MEXICO | STATE BELIEVES DATA SUBMISSION IS COMPLETE. |
| NEW YORK | STATE BELIEVES DATA SUBMISSION IS COMPLETE. |
| NORTH CAROLINA | STATE BELIEVES DATA SUBMISSION IS COMPLETE. |
| NORTH DAKOTA | STATE BELIEVES DATA SUBMISSION IS COMPLETE. |
| **OHIO** | STATE BELIEVES DATA SUBMISSION IS **INCOMPLETE.** |
| OKLAHOMA | STATE BELIEVES DATA SUBMISSION IS COMPLETE. |
| OREGON | STATE BELIEVES DATA SUBMISSION IS COMPLETE. |
| PENNSYLVANIA | STATE BELIEVES DATA SUBMISSION IS COMPLETE. |
| **PUERTO RICO** | STATE BELIEVES DATA SUBMISSION IS **INCOMPLETE.** |
| RHODE ISLAND | STATE BELIEVES DATA SUBMISSION IS COMPLETE. |
| SOUTH CAROLINA | STATE BELIEVES DATA SUBMISSION IS COMPLETE. |
| SOUTH DAKOTA | STATE BELIEVES DATA SUBMISSION IS COMPLETE. |
| TENNESSEE | STATE BELIEVES DATA SUBMISSION IS COMPLETE. |
| TEXAS | STATE BELIEVES DATA SUBMISSION IS COMPLETE. |
| TRUST TERRITORY | STATE BELIEVES DATA SUBMISSION IS COMPLETE. |
| **UTAH** | STATE BELIEVES DATA SUBMISSION IS **INCOMPLETE.** |
| VERMONT | STATE BELIEVES DATA SUBMISSION IS COMPLETE. |
| VIRGIN ISLANDS | STATE BELIEVES DATA SUBMISSION IS COMPLETE. |
| VIRGINIA | STATE BELIEVES DATA SUBMISSION IS COMPLETE. |
| WASHINGTON | STATE BELIEVES DATA SUBMISSION IS COMPLETE. |
| WEST VIRGINIA | STATE BELIEVES DATA SUBMISSION IS COMPLETE. |
| **WISCONSIN** | STATE BELIEVES DATA SUBMISSION IS **INCOMPLETE.** |
| WYOMING | STATE BELIEVES DATA SUBMISSION IS COMPLETE. |

EPA

# State Detail Analysis

## The Preliminary National Biennial RCRA Hazardous Waste Report (Based on 1995 Data)

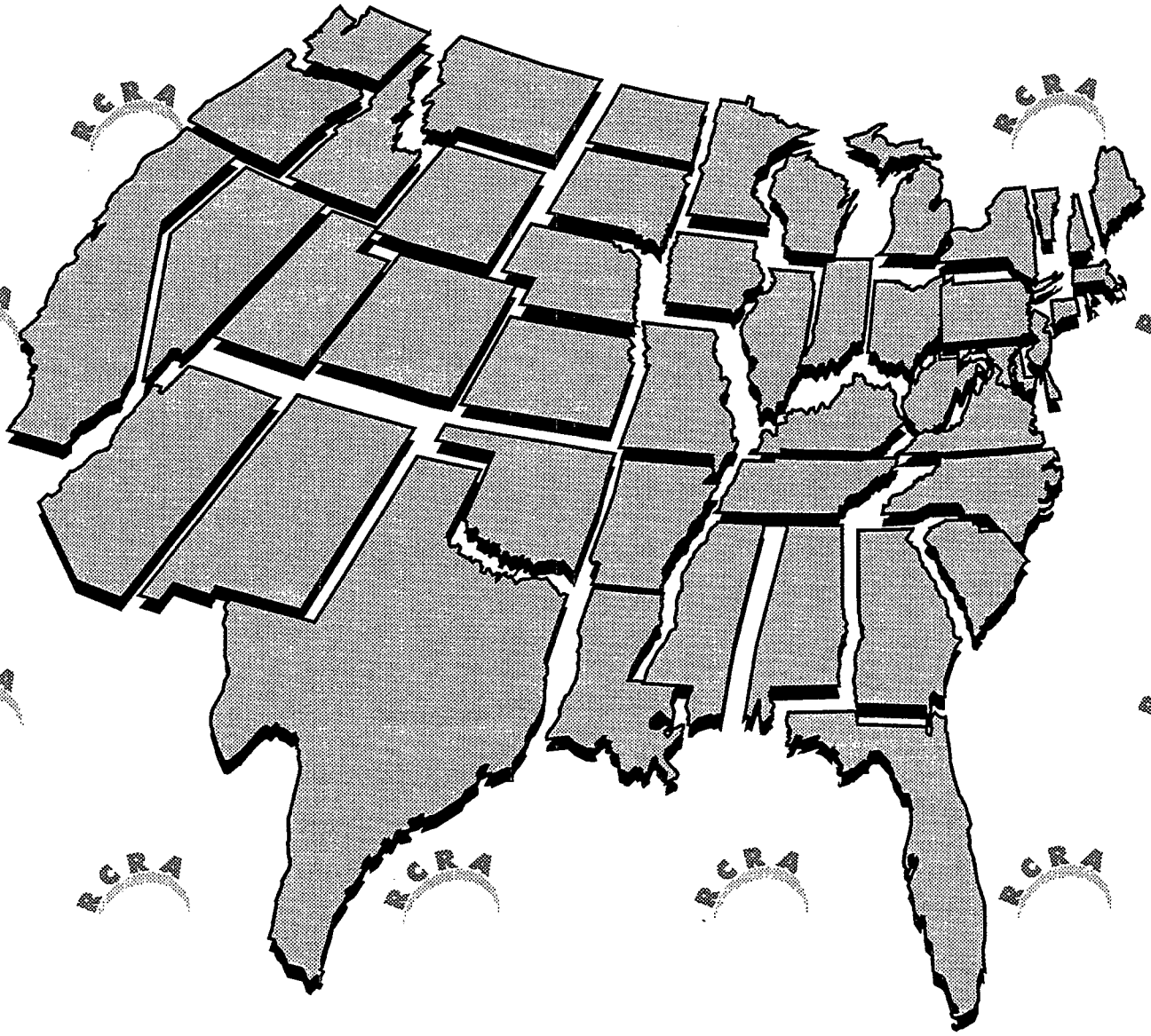

# ALABAMA

## 1995 WASTE GENERATION

1 NUMBER OF RCRA LARGE QUANTITY GENERATORS (LQGS): 278

2 QUANTITY OF RCRA HAZARDOUS WASTE GENERATED: 1,286,262

3 FIFTY LARGEST RCRA HAZARDOUS WASTE GENERATORS IN THE STATE, 1995

| RANK | EPA ID | SITE NAME | CITY | TOTAL GENERATED (TONS) |
|---|---|---|---|---|
| 1 | ALD001221902 | CIBA-GEIGY CORPORATION | MCINTOSH | 907,441 |
| 2 | ALD046481032 | SANDERS LEAD COMPANY, INC. | TROY | 124,878 |
| 3 | ALD070513767 | M & M CHEMICAL & EQUIPMENT COMPANY, INC. | ATTALLA | 40,072 |
| 4 | ALD000622464 | CHEMICAL WASTE MANAGEMENT, INC. | EMMELLE | 34,074 |
| 5 | ALD983170010 | AMPS (AFTERMARKET PARTS & SUPPLY, INC.) | MOBILE | 30,605 |
| 6 | ALD004014973 | GULF STATES STEEL | GADSDEN | 15,315 |
| 7 | ALD003297116 | AMPEX RECORDING MEDIA CORPORATION | OPELIKA | 13,892 |
| 8 | ALD095688875 | ZENECA INC-COLD CREEK | BUCKS | 9,601 |
| 9 | ALD067123570 | SMI STEEL INC | BIRMINGHAM | 8,576 |
| 10 | ALD981020894 | FISHER INDUSTRIAL SERVICE, INC. | GLENCOE | 6,976 |
| 11 | ALD044075919 | EATON CORP ATHENS ALABAMA PLANT | ATHENS | 5,127 |
| 12 | ALD983191776 | AERO CORPORATION | HUNTSVILLE | 5,002 |
| 13 | ALD004029294 | HANNA STEEL CORP | FAIRFIELD | 4,876 |
| 14 | ALD093179315 | E.I.DU PONT DE NEMOURS & CO. | AXIS | 3,992 |
| 15 | ALD004023164 | 3M DECATUR | DECATUR | 3,928 |
| 16 | ALD044496966 | VULCAN, INC | FOLEY | 3,600 |
| 17 | AL3210020027 | ANNISTON ARMY DEPOT | ANNISTON | 2,998 |
| 18 | ALD006320774 | MONSANTO CHEMICAL CO | DECATUR | 2,862 |
| 19 | ALD982142960 | DANNY ISBELL INC | PELL CITY | 2,842 |
| 20 | ALD983166653 | BIRMINGHAM WOOD INC. | WARRIOR | 2,823 |
| 21 | ALD004017869 | U.S. PIPE & FOUNDRY COMPANY | BESSEMER | 2,394 |
| 22 | ALD980839310 | GERRARD STEEL PICKLING | FLORENCE | 2,340 |
| 23 | ALD981867062 | NOVACOR CHEMICALS INC | DECATUR | 2,276 |
| 24 | ALD075045575 | DEGUSSA CORPORATION | THEODORE | 2,105 |
| 25 | ALD003397569 | ACIPCO (AMERICAN CAST IRON PIPE COMPANY) | BIRMINGHAM | 2,077 |
| 26 | ALD040653636 | SONY MAGNETIC PRODUCTS OF AMERICA INC | DOTHAN | 1,957 |
| 27 | ALD102066636 | SCHLUMBERGER INDUSTRIES | TALLASSEE | 1,769 |
| 28 | ALD002985554 | AMOCO CHEMICALS CORP | DECATUR | 1,725 |
| 29 | ALD055798037 | NORANDAL USA INC | SCOTTSBORO | 1,598 |
| 30 | ALD008185407 | HUXFORD POLE & TIMBER COMPANY, INC. | HUXFORD | 1,597 |
| 31 | ALD981475304 | K & W TROY | TROY | 1,351 |
| 32 | ALD004019642 | OCCIDENTAL CHEMICAL CORPORATION | MUSCLE SHOALS | 1,309 |
| 33 | AL3640090004 | TVA ENVIRONMENTAL RESEARCH CENTER | MUSCLE SHOALS | 1,268 |
| 34 | ALD982115180 | JVC MAGNETICS AMERICA COMPANY | TUSCALOOSA | 1,214 |
| 35 | ALD000608224 | HULS AMERICA (KAY-FRIES) | THEODORE | 1,211 |
| 36 | ALD062464748 | MOLECULAR SIEVE PLANT | CHICKASAW | 1,200 |
| 37 | ALD008163115 | MOBILE PAINT MFG CO INC DEL | THEODORE | 1,147 |
| 38 | AL7210020742 | REDSTONE ARSENAL | REDSTONE ARSENAL | 1,057 |
| 39 | ALD002904506 | U. S. STEEL-FAIRFIELD WORKS | FAIRFIELD | 979 |
| 40 | ALD983167891 | TRANS-CYCLE INDUSTRIES INC. | PELL CITY | 837 |
| 41 | ALD094476793 | ALLWORTH, INC. | BIRMINGHAM | 779 |
| 42 | ALD053360897 | MORTON INTERNATIONAL | DECATUR | 770 |
| 43 | ALD031499833 | ALLIED SIGNAL INC FAIRFIELD TAR | BIRMINGHAM | 744 |
| 44 | ALD078964970 | DEXTER PACKAGING PRODUCTS | BIRMINGHAM | 700 |
| 45 | ALD000827352 | STEELCASE INC | ATHENS | 638 |
| 46 | ALD084956911 | BRENT INDUSTRIES, INC. | BRENT | 579 |
| 47 | ALD983191206 | PRESSAC INCORPORATED | CULLMAN | 570 |
| 48 | ALD982114704 | BALDWIN POLE & PILING CO INC | BAY MINETTE | 568 |
| 49 | ALD000622852 | BIRMINGHAM STEEL CORPORATION | BIRMINGHAM | 556 |
| 50 | ALD054571278 | NATIONAL-STANDARD COLUMBIANA PLANT | COLUMBIANA | 545 |
| TOTAL | | | | 1,267,338 |

NOTE: STATE MAY HAVE FEWER THAN FIFTY GENERATORS.

## ALABAMA

### 1995 WASTE GENERATION, CONTINUED

4 QUANTITIES OF WASTE GENERATED IN 1995 THAT WERE

- REPORTED WITH ONLY CHARACTERISTIC WASTE CODES
- REPORTED WITH ONLY LISTED WASTE CODES
- REPORTED WITH BOTH CHARACTERISTIC AND LISTED WASTE CODES

| WASTE HAS ONLY CHARACTERISTIC CODES | TONS OF WASTE GENERATED | WASTE HAS ONLY LISTED CODES | TONS OF WASTE GENERATED | WASTE HAS BOTH CHARACTERISTIC AND LISTED CODES | TONS OF WASTE GENERATED |
|---|---|---|---|---|---|
| ONLY IGNITABLE | 12,742 | ONLY AN F CODE | 152,987 | | |
| ONLY CORROSIVE | 122,301 | ONLY A K CODE | 28,394 | | |
| ONLY REACTIVE | 347 | ONLY A P CODE | 5,106 | | |
| ONLY D004-17 | 142,765 | ONLY A U CODE | 1,780 | | |
| ONLY D018-43 | 223,729 | | | | |
| HAS MORE THAN ONE CHARACTERISTIC CODE | 116,721 | HAS MORE THAN ONE LISTED CODE | 395,215 | | |
| TOTAL | 618,606 | TOTAL | 583,481 | TOTAL CHAR. AND LISTED | 84,174 |

5 QUANTITIES OF WASTE GENERATED IN 1995 THAT WERE MULTIPLY CODED

| WASTE HAS ONLY CHARACTERISTIC CODES BUT MORE THAN ONE APPLIES | TONS OF WASTE GENERATED | ONLY LISTED CODES BUT HAS MORE THAN ONE | TONS OF WASTE GENERATED | BOTH CHAR. & LISTED CODES | TONS OF WASTE GENERATED |
|---|---|---|---|---|---|
| HAS IGNITABLE CODE | 3,791 | | | IGN. W/ AT LEAST 1 LSTD | 70,039 |
| HAS CORROSIVE CODE | 112,623 | | | CORR. W/ AT LEAST 1 LSTD | 8,843 |
| HAS REACTIVE CODE | 1,056 | | | REACT. W/ AT LEAST 1 LSTD | 318 |
| HAS D004-D017 CODE | 8,397 | | | D004-17 W/ AT LEAST 1 LSTD | 45,697 |
| HAS D018-D043 CODE | 108,845 | | | D018-43 W/ AT LEAST 1 LSTD | 51,184 |
| | | HAS AN F CODE | 395,156 | F WASTE W/ AT LEAST 1 CHAR | 76,490 |
| | | HAS A K CODE | 81 | K WASTE W/ AT LEAST 1 CHAR | 14,235 |
| | | HAS A P CODE | 395,117 | P WASTE W/ AT LEAST 1 CHAR | 286 |
| | | HAS A U CODE | 395,138 | U WASTE W/ AT LEAST 1 CHAR | 9,979 |
| TOTAL | 116,721 | TOTAL | 395,215 | TOTAL | 84,174 |

NOTE: COLUMNS DO NOT SUM TO TOTAL BECAUSE A WASTE CODE MAY APPLY TO MORE THAN ONE WASTE.
MIXTURES WITH IGNITABLE, CORROSIVE, REACTIVE, D004-17, AND D018-43 CHARACTERISTIC CODES ALSO MAY CONTAIN OTHER CHARACTERISTIC WASTE CODES.
SIMILARLY, WASTES WITH F,K,P, AND U LISTED CODES MAY HAVE OTHER LISTED WASTE CODES.

# ALABAMA

## 1995 WASTE MANAGEMENT

6 NUMBER OF RCRA TSD FACILITIES: 46

7 QUANITY OF RCRA HAZARDOUS WASTE MANAGED: 1,259,180 TONS

8 FIFTY LARGEST RCRA HAZARDOUS WASTE MANAGEMENT FACILITIES, 1995

| RANK | EPA ID | SITE NAME | CITY | TONS OF WASTE MANAGED |
|---|---|---|---|---|
| 1 | ALD001221902 | CIBA-GEIGY CORPORATION | MCINTOSH | 901,713 |
| 2 | ALD046481032 | SANDERS LEAD COMPANY, INC. | TROY | 125,066 |
| 3 | ALD000622464 | CHEMICAL WASTE MANAGEMENT, INC. | EMMELLE | 78,921 |
| 4 | ALD070513767 | M & M CHEMICAL & EQUIPMENT COMPANY, INC. | ATTALLA | 40,421 |
| 5 | ALD983170010 | AMPS (AFTERMARKET PARTS & SUPPLY, INC.) | MOBILE | 30,546 |
| 6 | ALD983192402 | MEDUSA CEMENT COMPANY (DEMOPOLIS) | DEMOPOLIS | 27,342 |
| 7 | ALD981019045 | SYSTECH ENVIRONMENTAL CORPORATION | DEMOPOLIS | 23,592 |
| 8 | ALD095687786 | LOUISIANA-PACIFIC CORPORATION | LOCKHART | 15,440 |
| 9 | ALD981020894 | FISHER INDUSTRIAL SERVICE, INC. | GLENCOE | 6,574 |
| 10 | ALD094476793 | ALLWORTH, INC. | BIRMINGHAM | 3,606 |
| 11 | ALD003397569 | ACIPCO (AMERICAN CAST IRON PIPE COMPANY) | BIRMINGHAM | 2,000 |
| 12 | ALD981867062 | NOVACOR CHEMICALS INC | DECATUR | 1,937 |
| 13 | AL3210020027 | ANNISTON ARMY DEPOT | ANNISTON | 744 |
| 14 | ALD093179315 | E.I.DU PONT DE NEMOURS & CO. | AXIS | 277 |
| 15 | ALD004014973 | GULF STATES STEEL | GADSDEN | 262 |
| 16 | ALD054571278 | NATIONAL-STANDARD COLUMBIANA PLANT | COLUMBIANA | 238 |
| 17 | ALD031499833 | ALLIED SIGNAL INC FAIRFIELD TAR | BIRMINGHAM | 206 |
| 18 | AL7210020742 | REDSTONE ARSENAL | REDSTONE ARSENAL | 154 |
| 19 | ALD000827154 | ELF ATOCHEM NORTH AMERICA INC | AXIS | 72 |
| 20 | ALD044075919 | EATON CORP ATHENS ALABAMA PLANT | ATHENS | 44 |
| 21 | ALD981919368 | HAMILTON PLASTIC PRODUCTS | HAMILTON | 18 |
| 22 | AL8640015410 | TVA BROWNS FERRY NUCLEAR PLANT | ATHENS | 5 |
| 23 | ALD079474037 | UNIVERSITY OF SOUTH ALABAMA, MAIN CAMPUS | MOBILE | 3 |
| 24 | ALD058036054 | HEIL MFG CO INC | FORT PAYNE | 0 |
| 25 | ALD004023164 | 3M DECATUR | DECATUR | 0 |
| 26 | ALD094472651 | HAGER HINGE CO | OXFORD | 0 |
| 27 | ALD983177015 | TERRA FIRST INC-AL STORAGE OPS | VERNON | 0 |
| 28 | AL2640090005 | TVA MUSCLE SHOALS POWER SERVICE CENTER | MUSCLE SHOALS | 0 |
| 29 | AL3640090004 | TVA ENVIRONMENTAL RESEARCH CENTER | MUSCLE SHOALS | 0 |
| TOTAL | | | | 1,259,180 |

NOTE: COLUMNS MAY NOT SUM DUE TO ROUNDING.
STATE MAY HAVE FEWER THAN FIFTY FACILITIES THAT MANAGED WASTE.
QUANTITY MANAGED ONLY BY STORAGE IS EXCLUDED.

## ALABAMA

### 1995 WASTE MANAGEMENT, CONTINUED

9 QUANTITY OF RCRA HAZARDOUS WASTE MANAGED BY MANAGEMENT METHOD, 1995

| MANAGEMENT METHOD | SYSTEM TYPE CODE | QUANTITY MANAGED (TONS) | PERCENTAGE OF QUANTITY | NUMBER OF FACILITIES | PERCENTAGE OF FACILITIES |
|---|---|---|---|---|---|
| METALS RECOVERY (FOR REUSE) | M011-M019 | 95,095 | 7.6 | 2 | 8.3 |
| SOLVENTS RECOVERY | M021-M029 | 3,626 | .3 | 5 | 20.8 |
| OTHER RECOVERY | M031-M039 | 72 | .0 | 2 | 8.3 |
| INCINERATION | M041-M049 | 21,204 | 1.7 | 3 | 12.5 |
| ENERGY RECOVERY (REUSE AS FUEL) | M051-M059 | 29,540 | 2.3 | 3 | 12.5 |
| FUEL BLENDING | M061 | 78,449 | 6.2 | 4 | 16.7 |
| AQUEOUS INORGANIC TREATMENT | M071-M079 | 44,709 | 3.6 | 2 | 8.3 |
| AQUEOUS ORGANIC TREATMENT | M081-M089 | 879,993 | 69.9 | 1 | 4.2 |
| SLUDGE TREATMENT | M101-M109 | 44 | .0 | 1 | 4.2 |
| STABILIZATION | M111-M119 | 66,163 | 5.3 | 4 | 16.7 |
| OTHER TREATMENT | M121-M129 | 23,524 | 1.9 | 6 | 25.0 |
| LANDFILL | M132 | 16,760 | 1.3 | 2 | 8.3 |
| TOTAL | | 1,259,180 | 100.0 | 24 | |

10 MANAGEMENT METHOD, BY QUANTITY OF RCRA HAZARDOUS WASTE MANAGED, 1995

| MANAGEMENT METHOD | SYSTEM TYPE CODE | QUANTITY MANAGED (TONS) | PERCENTAGE OF QUANTITY | NUMBER OF FACILITIES | PERCENTAGE OF FACILITIES |
|---|---|---|---|---|---|
| AQUEOUS ORGANIC TREATMENT | M081-M089 | 879,993 | 69.9 | 1 | 4.2 |
| METALS RECOVERY (FOR REUSE) | M011-M019 | 95,095 | 7.6 | 2 | 8.3 |
| FUEL BLENDING | M061 | 78,449 | 6.2 | 4 | 16.7 |
| STABILIZATION | M111-M119 | 66,163 | 5.3 | 4 | 16.7 |
| AQUEOUS INORGANIC TREATMENT | M071-M079 | 44,709 | 3.6 | 2 | 8.3 |
| ENERGY RECOVERY (REUSE AS FUEL) | M051-M059 | 29,540 | 2.3 | 3 | 12.5 |
| OTHER TREATMENT | M121-M129 | 23,524 | 1.9 | 6 | 25.0 |
| INCINERATION | M041-M049 | 21,204 | 1.7 | 3 | 12.5 |
| LANDFILL | M132 | 16,760 | 1.3 | 2 | 8.3 |
| SOLVENTS RECOVERY | M021-M029 | 3,626 | .3 | 5 | 20.8 |
| OTHER RECOVERY | M031-M039 | 72 | .0 | 2 | 8.3 |
| SLUDGE TREATMENT | M101-M109 | 44 | .0 | 1 | 4.2 |
| TOTAL | | 1,259,180 | 100.0 | 24 | |

NOTE: QUANTITY MANAGED ONLY BY STORAGE IS EXCLUDED.
FACILITIES WITH ONLY STORAGE UNITS ARE EXCLUDED.
COLUMNS MAY NOT SUM DUE TO ROUNDING.
COLUMNS MAY NOT SUM TO TOTAL BECAUSE FACILITIES MAY HAVE MULTIPLE HANDLING METHODS.

# ALABAMA

## 1995 WASTE MANAGEMENT, CONTINUED

11 MANAGEMENT METHOD AND QUANTITY OF RCRA HAZARDOUS WASTE MANAGED BY NUMBER OF FACILITIES, 1995

| MANAGEMENT METHOD | SYSTEM TYPE CODE | QUANTITY MANAGED (TONS) | PERCENTAGE OF QUANTITY | NUMBER OF FACILITIES | PERCENTAGE OF FACILITIES |
|---|---|---|---|---|---|
| OTHER TREATMENT | M121-M129 | 23,524 | 1.9 | 6 | 25.0 |
| SOLVENTS RECOVERY | M021-M029 | 3,626 | .3 | 5 | 20.8 |
| FUEL BLENDING | M061 | 78,449 | 6.2 | 4 | 16.7 |
| STABILIZATION | M111-M119 | 66,163 | 5.3 | 4 | 16.7 |
| INCINERATION | M041-M049 | 21,204 | 1.7 | 3 | 12.5 |
| ENERGY RECOVERY (REUSE AS FUEL) | M051-M059 | 29,540 | 2.3 | 3 | 12.5 |
| METALS RECOVERY (FOR REUSE) | M011-M019 | 95,095 | 7.6 | 2 | 8.3 |
| OTHER RECOVERY | M031-M039 | 72 | .0 | 2 | 8.3 |
| AQUEOUS INORGANIC TREATMENT | M071-M079 | 44,709 | 3.6 | 2 | 8.3 |
| LANDFILL | M132 | 16,760 | 1.3 | 2 | 8.3 |
| AQUEOUS ORGANIC TREATMENT | M081-M089 | 879,993 | 69.9 | 1 | 4.2 |
| SLUDGE TREATMENT | M101-M109 | 44 | .0 | 1 | 4.2 |
| TOTAL | | 1,259,180 | 100.0 | 24 | |

NOTE: QUANTITY MANAGED ONLY BY STORAGE IS EXCLUDED.
FACILITIES WITH ONLY STORAGE UNITS ARE EXCLUDED.
COLUMNS MAY NOT SUM DUE TO ROUNDING.
COLUMNS MAY NOT SUM TO TOTAL BECAUSE FACILITIES MAY HAVE MULTIPLE HANDLING METHODS.

12 QUANTITY AND PERCENTAGE OF RCRA HAZARDOUS WASTEWATER AND NON-WASTEWATER MANAGED IN 1995

| MANAGEMENT TYPE | TONS MANAGED | PERCENTAGE |
|---|---|---|
| WASTEWATER | 949,506 | 75.4 |
| NON-WASTEWATER | 309,674 | 24.6 |
| TOTAL | 1,259,180 | 100.0 |

## ALABAMA

### 1995 WASTE SHIPMENTS

13 NUMBER OF RCRA HAZARDOUS WASTE SHIPPERS: 276

14 QUANITIY OF RCRA HAZARDOUS WASTE SHIPPED: 205,427 TONS

15 FIFTY LARGEST RCRA HAZARDOUS WASTE SHIPPERS, 1995

| RANK | EPA ID | SITE NAME | CITY | QUANTITY SHIPPED (TONS) |
|---|---|---|---|---|
| 1 | ALD070513767 | M & M CHEMICAL & EQUIPMENT COMPANY, INC. | ATTALLA | 38,020 |
| 2 | ALD981019045 | SYSTECH ENVIRONMENTAL CORPORATION | DEMOPOLIS | 27,380 |
| 3 | ALD000622464 | CHEMICAL WASTE MANAGEMENT, INC. | EMMELLE | 27,026 |
| 4 | ALD004014973 | GULF STATES STEEL | GADSDEN | 15,054 |
| 5 | ALD981020894 | FISHER INDUSTRIAL SERVICE, INC. | GLENCOE | 9,687 |
| 6 | ALD067123570 | SMI STEEL INC | BIRMINGHAM | 8,574 |
| 7 | ALD001221902 | CIBA-GEIGY CORPORATION | MCINTOSH | 5,742 |
| 8 | ALD095688875 | ZENECA INC-COLD CREEK | BUCKS | 5,728 |
| 9 | ALD004029294 | HANNA STEEL CORP | FAIRFIELD | 4,870 |
| 10 | ALD004023164 | 3M DECATUR | DECATUR | 3,904 |
| 11 | ALD094476793 | ALLWORTH, INC. | BIRMINGHAM | 3,807 |
| 12 | ALD093179315 | E.I.DU PONT DE NEMOURS & CO. | AXIS | 3,716 |
| 13 | ALD980839310 | GERRARD STEEL PICKLING | FLORENCE | 3,150 |
| 14 | ALD983177015 | TERRA FIRST INC-AL STORAGE OPS | VERNON | 3,110 |
| 15 | ALD006320774 | MONSANTO CHEMICAL CO | DECATUR | 2,857 |
| 16 | ALD982142960 | DANNY ISBELL INC | PELL CITY | 2,842 |
| 17 | ALD075045575 | DEGUSSA CORPORATION | THEODORE | 2,104 |
| 18 | ALD102066636 | SCHLUMBERGER INDUSTRIES | TALLASSEE | 1,769 |
| 19 | ALD002985554 | AMOCO CHEMICALS CORP | DECATUR | 1,723 |
| 20 | ALD004019642 | OCCIDENTAL CHEMICAL CORPORATION | MUSCLE SHOALS | 1,532 |
| 21 | ALD981475304 | K & W TROY | TROY | 1,295 |
| 22 | AL3640090004 | TVA ENVIRONMENTAL RESEARCH CENTER | MUSCLE SHOALS | 1,268 |
| 23 | ALD000608224 | HULS AMERICA (KAY-FRIES) | THEODORE | 1,215 |
| 24 | ALD062464748 | MOLECULAR SIEVE PLANT | CHICKASAW | 1,200 |
| 25 | AL3210020027 | ANNISTON ARMY DEPOT | ANNISTON | 1,184 |
| 26 | ALD002904506 | U. S. STEEL-FAIRFIELD WORKS | FAIRFIELD | 930 |
| 27 | AL7210020742 | REDSTONE ARSENAL | REDSTONE ARSENAL | 862 |
| 28 | ALD078964970 | DEXTER PACKAGING PRODUCTS | BIRMINGHAM | 700 |
| 29 | ALD053360897 | MORTON INTERNATIONAL | DECATUR | 672 |
| 30 | ALD008163115 | MOBILE PAINT MFG CO INC DEL | THEODORE | 671 |
| 31 | ALD000827352 | STEELCASE INC | ATHENS | 638 |
| 32 | ALD031499833 | ALLIED SIGNAL INC FAIRFIELD TAR | BIRMINGHAM | 613 |
| 33 | ALD040653636 | SONY MAGNETIC PRODUCTS OF AMERICA INC | DOTHAN | 584 |
| 34 | ALD084956911 | BRENT INDUSTRIES, INC. | BRENT | 579 |
| 35 | ALD983191206 | PRESSAC INCORPORATED | CULLMAN | 570 |
| 36 | ALD000622852 | BIRMINGHAM STEEL CORPORATION | BIRMINGHAM | 556 |
| 37 | ALD155638570 | MATLACK INC MOBILE TERMINAL | CREOLA | 510 |
| 38 | ALD000608216 | HAGER HINGE CO | MONTGOMERY | 493 |
| 39 | ALD004019691 | 3M GUIN | GUIN | 447 |
| 40 | ALD079119558 | ALLTRISTA METAL SERVICES CO | TRUSSVILLE | 447 |
| 41 | ALD983190646 | ABC RAIL PRODUCTS CORP | CALERA | 440 |
| 42 | ALD061311569 | LOZIER CORPORATION | SCOTTSBORO | 434 |
| 43 | ALD003395043 | DIXIE ELECTRICAL MANUFACTURING CO | BIRMINGHAM | 431 |
| 44 | ALD095704011 | SUTTLES TRUCK LEASING, INC. | DEMOPOLIS | 424 |
| 45 | ALD003396983 | SQUARE D CO/ANDERSON PLT | LEEDS | 420 |
| 46 | ALD983192246 | MDA MANUFACTURING INC | DECATUR | 420 |
| 47 | ALD094472651 | HAGER HINGE CO | OXFORD | 412 |
| 48 | ALD053365169 | REYNOLDS METALS COMPANY-SHEFFIELD PLANT | SHEFFIELD | 389 |
| 49 | ALD983167925 | GULF COAST GALVANIZING | CITRONELLE | 381 |
| 50 | ALD000737288 | MASTER LOCK COMPANY | AUBURN | 372 |
| TOTAL | | | | 192,151 |

NOTE: COLUMNS MAY NOT SUM DUE TO ROUNDING.
STATE MAY HAVE FEWER THAN FIFTY SHIPPERS.

# ALABAMA

## 1995 WASTE RECEIPTS

16 NUMBER OF RCRA HAZARDOUS WASTE RECEIVERS: 13

17 QUANITIY OF RCRA HAZARDOUS WASTE RECEIVED: 193,028 TONS

18 FIFTY LARGEST RCRA HAZARDOUS WASTE RECEIVERS, 1995

| RANK | EPA ID | SITE NAME | CITY | QUANTITY RECEIVED (TONS) |
|---|---|---|---|---|
| 1 | ALD000622464 | CHEMICAL WASTE MANAGEMENT, INC. | EMMELLE | 82,008 |
| 2 | ALD070513767 | M & M CHEMICAL & EQUIPMENT COMPANY, INC. | ATTALLA | 40,421 |
| 3 | ALD983192402 | MEDUSA CEMENT COMPANY (DEMOPOLIS) | DEMOPOLIS | 27,342 |
| 4 | ALD981019045 | SYSTECH ENVIRONMENTAL CORPORATION | DEMOPOLIS | 23,592 |
| 5 | ALD981020894 | FISHER INDUSTRIAL SERVICE, INC. | GLENCOE | 9,862 |
| 6 | ALD094476793 | ALLWORTH, INC. | BIRMINGHAM | 6,065 |
| 7 | ALD983177015 | TERRA FIRST INC-AL STORAGE OPS | VERNON | 3,380 |
| 8 | ALD046481032 | SANDERS LEAD COMPANY, INC. | TROY | 201 |
| 9 | AL2640090005 | TVA MUSCLE SHOALS POWER SERVICE CENTER | MUSCLE SHOALS | 77 |
| 10 | ALD031499833 | ALLIED SIGNAL INC FAIRFIELD TAR | BIRMINGHAM | 75 |
| 11 | ALD079474037 | UNIVERSITY OF SOUTH ALABAMA, MAIN CAMPUS | MOBILE | 6 |
| 12 | AL6210020776 | US ARMY AVIATION CENTER | FORT RUCKER | 0 |
| 13 | AL7210020742 | REDSTONE ARSENAL | REDSTONE ARSENAL | 0 |
| TOTAL | | | | 193,028 |

NOTE: COLUMNS MAY NOT SUM DUE TO ROUNDING.
STATE MAY HAVE FEWER THAN FIFTY FACILITIES THAT RECEIVED WASTE.

## ALABAMA

### 1995 WASTE RECEIPTS, CONTINUED

19 QUANTITY OF RCRA HAZARDOUS WASTE MANAGED, BY MANGEMENT METHOD, LIMITED TO WASTE RECEIVED FROM OFFSITE, 1995

| MANAGEMENT METHOD | SYSTEM TYPE CODE | QUANTITY MANAGED (TONS) | PERCENTAGE OF QUANTITY | NUMBER OF FACILITIES | PERCENTAGE OF FACILITIES |
|---|---|---|---|---|---|
| METALS RECOVERY (FOR REUSE) | M011-M019 | 201 | .1 | 2 | 22.2 |
| SOLVENTS RECOVERY | M021-M029 | 3,606 | 2.0 | 1 | 11.1 |
| OTHER RECOVERY | M031-M039 | 0 | .0 | 1 | 11.1 |
| INCINERATION | M041-M049 | 75 | .0 | 1 | 11.1 |
| ENERGY RECOVERY (REUSE AS FUEL) | M051-M059 | 27,342 | 15.1 | 1 | 11.1 |
| FUEL BLENDING | M061 | 78,449 | 43.4 | 4 | 44.4 |
| STABILIZATION | M111-M119 | 48,349 | 26.8 | 1 | 11.1 |
| OTHER TREATMENT | M121-M129 | 6,946 | 3.8 | 2 | 22.2 |
| LANDFILL | M132 | 15,764 | 8.7 | 1 | 11.1 |
| TOTAL | | 180,731 | 100.0 | 9 | |

20 MANAGEMENT METHOD, BY QUANTITY OF RCRA HAZARDOUS WASTE MANAGED, LIMITED TO WASTE RECEIVED FROM OFFSITE, 1995

| MANAGEMENT METHOD | SYSTEM TYPE CODE | QUANTITY MANAGED (TONS) | PERCENTAGE OF QUANTITY | NUMBER OF FACILITIES | PERCENTAGE OF FACILITIES |
|---|---|---|---|---|---|
| FUEL BLENDING | M061 | 78,449 | 43.4 | 4 | 44.4 |
| STABILIZATION | M111-M119 | 48,349 | 26.8 | 1 | 11.1 |
| ENERGY RECOVERY (REUSE AS FUEL) | M051-M059 | 27,342 | 15.1 | 1 | 11.1 |
| LANDFILL | M132 | 15,764 | 8.7 | 1 | 11.1 |
| OTHER TREATMENT | M121-M129 | 6,946 | 3.8 | 2 | 22.2 |
| SOLVENTS RECOVERY | M021-M029 | 3,606 | 2.0 | 1 | 11.1 |
| METALS RECOVERY (FOR REUSE) | M011-M019 | 201 | .1 | 2 | 22.2 |
| INCINERATION | M041-M049 | 75 | .0 | 1 | 11.1 |
| OTHER RECOVERY | M031-M039 | 0 | .0 | 1 | 11.1 |
| TOTAL | | 180,731 | 100.0 | 9 | |

NOTE: QUANTITY MANAGED ONLY BY STORAGE IS EXCLUDED.
FACILITIES WITH ONLY STORAGE UNITS ARE EXCLUDED.
COLUMNS MAY NOT SUM DUE TO ROUNDING.
COLUMNS MAY NOT SUM TO TOTAL BECAUSE FACILITIES MAY HAVE MULTIPLE HANDLING METHODS.

# ALABAMA

## 1995 WASTE RECEIPTS, CONTINUED

21 MANAGEMENT METHOD AND QUANTITY OF RCRA HAZARDOUS WASTE MANAGED, BY NUMBER OF FACILITIES, LIMITED TO WASTE RECEIVED FROM OFF SITE, 1995

| MANAGEMENT METHOD | SYSTEM TYPE CODE | QUANTITY MANAGED (TONS) | PERCENTAGE OF QUANTITY | NUMBER OF FACILITIES | PERCENTAGE OF FACILITIES |
|---|---|---|---|---|---|
| FUEL BLENDING | M061 | 78,449 | 43.4 | 4 | 44.4 |
| METALS RECOVERY (FOR REUSE) | M011-M019 | 201 | .1 | 2 | 22.2 |
| OTHER TREATMENT | M121-M129 | 6,946 | 3.8 | 2 | 22.2 |
| SOLVENTS RECOVERY | M021-M029 | 3,606 | 2.0 | 1 | 11.1 |
| OTHER RECOVERY | M031-M039 | 0 | .0 | 1 | 11.1 |
| INCINERATION | M041-M049 | 75 | .0 | 1 | 11.1 |
| ENERGY RECOVERY (REUSE AS FUEL) | M051-M059 | 27,342 | 15.1 | 1 | 11.1 |
| STABILIZATION | M111-M119 | 48,349 | 26.8 | 1 | 11.1 |
| LANDFILL | M132 | 15,764 | 8.7 | 1 | 11.1 |
| TOTAL | | 180,731 | 100.0 | 9 | |

NOTE: QUANTITY MANAGED ONLY BY STORAGE IS EXCLUDED.
FACILITIES WITH ONLY STORAGE UNITS ARE EXCLUDED.
COLUMNS MAY NOT SUM DUE TO ROUNDING.
COLUMNS MAY NOT SUM TO TOTAL BECAUSE FACILITIES MAY HAVE MULTIPLE HANDLING METHODS.

## ALABAMA

### 1995 IMPORTS AND EXPORTS

| | | | |
|---|---|---|---|
| 22 | QUANTITY OF RCRA HAZARDOUS WASTE IMPORTED: | 124,351 | TONS |
| 23 | QUANTITY OF RCRA HAZARDOUS WASTE EXPORTED: | 127,235 | TONS |

# ALASKA

## 1995 WASTE GENERATION

1 NUMBER OF RCRA LARGE QUANTITY GENERATORS (LQGS): 65

2 QUANTITY OF RCRA HAZARDOUS WASTE GENERATED: 3,438

3 FIFTY LARGEST RCRA HAZARDOUS WASTE GENERATORS IN THE STATE, 1995

| RANK | EPA ID | SITE NAME | CITY | TOTAL GENERATED (TONS) |
|---|---|---|---|---|
| 1 | AKD092876390 | UNOCAL AGRICULTURAL PRODUCTS | KENAI | 818 |
| 2 | AK4170024323 | U.S. NAVAL AIR STATION ADAK, AK | ADAK | 376 |
| 3 | AK6210022426 | U.S. ARMY FORT WAINWRIGHT | FORT WAINWRIGHT | 274 |
| 4 | AK8570028649 | ELMENDORF AFB, ALASKA | ELMENDORF AFB | 254 |
| 5 | AK4690500166 | USDOT FAA ANIAK | ANIAK | 186 |
| 6 | AKD052581758 | TAPS VALDEZ MARINE TERMINAL | VALDEZ | 150 |
| 7 | AK1210022157 | U.S. ARMY FORT RICHARDSON | FORT RICHARDSON | 135 |
| 8 | AKD048679682 | TESORO ALASKA KENAI | KENAI | 112 |
| 9 | AK1570028646 | EIELSON AFB | EIELSON AFB | 111 |
| 10 | AK9690330742 | USCG SUPPORT CENTER, KODIAK, AK | KODIAK | 94 |
| 11 | AKD035419795 | KENAI PIPELINE CO NIKISKI TERMINAL | KENAI | 93 |
| 12 | AK5971522185 | DFSP ANCHORAGE | ANCHORAGE | 89 |
| 13 | AK9570028705 | USAF EARECKSON AIR STATION | SHEMYA ISLAND | 88 |
| 14 | AKD983066028 | NORTH SLOPE BOROUGH SRVC AREA 10 | PRUDHOE BAY | 80 |
| 15 | AKD983066366 | AK, DEPARTMENT OF TRANSPORTATION | JUNEAU | 67 |
| 16 | AKD000850701 | MAPCO ALASKA PETROLEUM INC, NORTH POLE | NORTH POLE | 62 |
| 17 | AKD000643239 | BP EXPLORATION ALASKA INC PRUDHOE BAY | PRUDHOE BAY | 62 |
| 18 | AKD000831750 | CHEVRON USA ANCHORAGE TERMINAL #1001415 | ANCHORAGE | 48 |
| 19 | AKD055503825 | TEXACO REFINING AND MARKETING INC. | ANCHORAGE | 48 |
| 20 | AK3210022155 | FORT GREELY, ALASKA | DELTA JUNCTION | 29 |
| 21 | AK1570028638 | CLEAR AIR FORCE STATION | ANDERSON | 22 |
| 22 | AKD009252230 | KETCHIKAN PULP CO., KETCHIKAN PULP MILL | KETCHIKAN | 21 |
| 23 | AKD048679567 | UNIVERSITY OF ALASKA FAIRBANKS | FAIRBANKS | 18 |
| 24 | AK8690360492 | US DOT COAST GUARD BASE KETCHIKAN | KETCHIKAN | 16 |
| 25 | AKR000000570 | ARCTIC COOPERAGE | ANCHORAGE | 16 |
| 26 | AKD983066390 | RED DOG MINE COMINCO AK INC | KIVALINA | 15 |
| 27 | AKD000800888 | TOTEM OCEAN TRAILER EXPRESS | ANCHORAGE | 14 |
| 28 | AK5210090002 | DFSP WHITTIER TERMINAL | WHITTIER | 13 |
| 29 | AKD981766595 | SPRUCE PARK MOBILE HOME PARK | ANCHORAGE | 9 |
| 30 | AKD983068677 | FAIRBANKS INTERNATIONAL AIRPORT ADOT & P | FAIRBANKS | 9 |
| 31 | AKD991281221 | ARCO ALASKA, INC. PRUDHOE BAY | PRUDHOE BAY | 7 |
| 32 | AKD061038816 | ANCHORAGE INTERNATIONAL AIRPORT | ANCHORAGE | 7 |
| 33 | AKD035403641 | ALASKA CLEANERS, INC. | ANCHORAGE | 7 |
| 34 | AK3570028669 | USAF KING SALMON AIRPORT | KING SALMON | 7 |
| 35 | AKD035416007 | SEEKINS FORD LINCOLN MERC | FAIRBANKS | 7 |
| 36 | AK0570028712 | TIN CITY LONG RANGE RADAR STATION | TIN CITY | 6 |
| 37 | AK0690390042 | USDOT CG CUTTER SWEETBRIAR WLB405 | CORDOVA | 6 |
| 38 | AKR000000471 | PUBLIC WORKS | FAIRBANKS | 6 |
| 39 | AKR000000513 | MOTOROLA MOUNT SUSITNA | MOUNT SUSITNA | 6 |
| 40 | AK5141190103 | CAPE SABINE DEWLINE STATION | POINT HOPE | 5 |
| 41 | AKR000000448 | FMUS COMPLEX PP NTP IST AVE | FAIRBANKS | 5 |
| 42 | AKD983068842 | JOE'S BODY PAINT & FRAME | ANCHORAGE | 4 |
| 43 | AKD983066010 | TAPS PUMP STA 10 | PAXSON | 3 |
| 44 | AKD980738066 | ALYESKA NORDALE STORAGE YARD | FAIRBANKS | 3 |
| 45 | AKD079261830 | WASTEWATER TREATMENT | FAIRBANKS | 3 |
| 46 | AKD981767403 | ALASKA RAILROAD CORP ANCHORAGE YARD | ANCHORAGE | 3 |
| 47 | AKD063351340 | HALLIBURTON ENERGY SERVICES | ANCHORAGE | 3 |
| 48 | AKD982658619 | TAPS PUMP STA 1 | DEADHORSE | 3 |
| 49 | AKD983069493 | PETROLITE CORP. KENAI FACILITY | KENAI | 3 |
| 50 | AKD980329601 | TAPS PUMP STA 8 | FAIRBANKS | 2 |
| TOTAL | | | | 3,422 |

NOTE: STATE MAY HAVE FEWER THAN FIFTY GENERATORS.

## ALASKA

### 1995 WASTE GENERATION, CONTINUED

4 QUANTITIES OF WASTE GENERATED IN 1995 THAT WERE

- REPORTED WITH ONLY CHARACTERISTIC WASTE CODES
- REPORTED WITH ONLY LISTED WASTE CODES
- REPORTED WITH BOTH CHARACTERISTIC AND LISTED WASTE CODES

| WASTE HAS ONLY CHARACTERISTIC CODES | TONS OF WASTE GENERATED | WASTE HAS ONLY LISTED CODES | TONS OF WASTE GENERATED | WASTE HAS BOTH CHARACTERISTIC AND LISTED CODES | TONS OF WASTE GENERATED |
|---|---|---|---|---|---|
| ONLY IGNITABLE | 339 | ONLY AN F CODE | 98 | | |
| ONLY CORROSIVE | 27 | ONLY A K CODE | 2 | | |
| ONLY REACTIVE | 5 | ONLY A P CODE | 0 | | |
| ONLY D004-17 | 1,253 | ONLY A U CODE | 194 | | |
| ONLY D018-43 | 581 | | | | |
| HAS MORE THAN ONE CHARACTERISTIC CODE | 541 | HAS MORE THAN ONE LISTED CODE | 0 | | |
| TOTAL | 2,746 | TOTAL | 294 | TOTAL CHAR. AND LISTED | 396 |

5 QUANTITIES OF WASTE GENERATED IN 1995 THAT WERE MULTIPLY CODED

| WASTE HAS ONLY CHARACTERISTIC CODES BUT MORE THAN ONE APPLIES | TONS OF WASTE GENERATED | ONLY LISTED CODES BUT HAS MORE THAN ONE | TONS OF WASTE GENERATED | BOTH CHAR. & LISTED CODES | TONS OF WASTE GENERATED |
|---|---|---|---|---|---|
| HAS IGNITABLE CODE | 409 | | | IGN. W/ AT LEAST 1 LSTD | 246 |
| HAS CORROSIVE CODE | 88 | | | CORR. W/ AT LEAST 1 LSTD | 2 |
| HAS REACTIVE CODE | 13 | | | REACT. W/ AT LEAST 1 LSTD | 1 |
| HAS D004-D017 CODE | 405 | | | D004-17 W/ AT LEAST 1 LSTD | 296 |
| HAS D018-D043 CODE | 425 | | | D018-43 W/ AT LEAST 1 LSTD | 354 |
| | | HAS AN F CODE | 0 | F WASTE W/ AT LEAST 1 CHAR | 377 |
| | | HAS A K CODE | 0 | K WASTE W/ AT LEAST 1 CHAR | 14 |
| | | HAS A P CODE | 0 | P WASTE W/ AT LEAST 1 CHAR | 0 |
| | | HAS A U CODE | 0 | U WASTE W/ AT LEAST 1 CHAR | 69 |
| TOTAL | 541 | TOTAL | 0 | TOTAL | 396 |

NOTE: COLUMNS DO NOT SUM TO TOTAL BECAUSE A WASTE CODE MAY APPLY TO MORE THAN ONE WASTE.
MIXTURES WITH IGNITABLE, CORROSIVE, REACTIVE, D004-17, AND D018-43 CHARACTERISTIC CODES ALSO MAY CONTAIN OTHER CHARACTERISTIC WASTE CODES.
SIMILARLY, WASTES WITH F,K,P, AND U LISTED CODES MAY HAVE OTHER LISTED WASTE CODES.

# ALASKA

## 1995 WASTE MANAGEMENT

6 NUMBER OF RCRA TSD FACILITIES: 12

7 QUANITY OF RCRA HAZARDOUS WASTE MANAGED: 141,614 TONS

8 FIFTY LARGEST RCRA HAZARDOUS WASTE MANAGEMENT FACILITIES, 1995

| RANK | EPA ID | SITE NAME | CITY | TONS OF WASTE MANAGED |
|---|---|---|---|---|
| 1 | AKD048679682 | TESORO ALASKA KENAI | KENAI | 141,550 |
| 2 | AKD000643239 | BP EXPLORATION ALASKA INC PRUDHOE BAY | PRUDHOE BAY | 54 |
| 3 | AK8570028649 | ELMENDORF AFB, ALASKA | ELMENDORF AFB | 6 |
| 4 | AKD035416007 | SEEKINS FORD LINCOLN MERC | FAIRBANKS | 5 |
| 5 | AK1210022157 | U.S. ARMY FORT RICHARDSON | FORT RICHARDSON | 0 |
| 6 | AK6210022426 | U.S. ARMY FORT WAINWRIGHT | FORT WAINWRIGHT | 0 |
| TOTAL | | | | 141,614 |

NOTE: COLUMNS MAY NOT SUM DUE TO ROUNDING.
STATE MAY HAVE FEWER THAN FIFTY FACILITIES THAT MANAGED WASTE.
QUANTITY MANAGED ONLY BY STORAGE IS EXCLUDED.

## ALASKA

### 1995 WASTE MANAGEMENT, CONTINUED

9 QUANTITY OF RCRA HAZARDOUS WASTE MANAGED BY MANAGEMENT METHOD, 1995

| MANAGEMENT METHOD | SYSTEM TYPE CODE | QUANTITY MANAGED (TONS) | PERCENTAGE OF QUANTITY | NUMBER OF FACILITIES | PERCENTAGE OF FACILITIES |
|---|---|---|---|---|---|
| METALS RECOVERY (FOR REUSE) | M011-M019 | 53 | .0 | 1 | 25.0 |
| SOLVENTS RECOVERY | M021-M029 | 5 | .0 | 1 | 25.0 |
| AQUEOUS ORGANIC TREATMENT | M081-M089 | 141,550 | 100.0 | 1 | 25.0 |
| OTHER TREATMENT | M121-M129 | 6 | .0 | 2 | 50.0 |
| TOTAL | | 141,614 | 100.0 | 4 | |

10 MANAGEMENT METHOD, BY QUANTITY OF RCRA HAZARDOUS WASTE MANAGED, 1995

| MANAGEMENT METHOD | SYSTEM TYPE CODE | QUANTITY MANAGED (TONS) | PERCENTAGE OF QUANTITY | NUMBER OF FACILITIES | PERCENTAGE OF FACILITIES |
|---|---|---|---|---|---|
| AQUEOUS ORGANIC TREATMENT | M081-M089 | 141,550 | 100.0 | 1 | 25.0 |
| METALS RECOVERY (FOR REUSE) | M011-M019 | 53 | .0 | 1 | 25.0 |
| OTHER TREATMENT | M121-M129 | 6 | .0 | 2 | 50.0 |
| SOLVENTS RECOVERY | M021-M029 | 5 | .0 | 1 | 25.0 |
| TOTAL | | 141,614 | 100.0 | 4 | |

NOTE: QUANTITY MANAGED ONLY BY STORAGE IS EXCLUDED.
FACILITIES WITH ONLY STORAGE UNITS ARE EXCLUDED.
COLUMNS MAY NOT SUM DUE TO ROUNDING.
COLUMNS MAY NOT SUM TO TOTAL BECAUSE FACILITIES MAY HAVE MULTIPLE HANDLING METHODS.

# ALASKA

## 1995 WASTE MANAGEMENT, CONTINUED

11 MANAGEMENT METHOD AND QUANTITY OF RCRA HAZARDOUS WASTE MANAGED BY NUMBER OF FACILITIES, 1995

| MANAGEMENT METHOD | SYSTEM TYPE CODE | QUANTITY MANAGED (TONS) | PERCENTAGE OF QUANTITY | NUMBER OF FACILITIES | PERCENTAGE OF FACILITIES |
|---|---|---|---|---|---|
| OTHER TREATMENT | M121-M129 | 6 | .0 | 2 | 50.0 |
| METALS RECOVERY (FOR REUSE) | M011-M019 | 53 | .0 | 1 | 25.0 |
| SOLVENTS RECOVERY | M021-M029 | 5 | .0 | 1 | 25.0 |
| AQUEOUS ORGANIC TREATMENT | M081-M089 | 141,550 | 100.0 | 1 | 25.0 |
| TOTAL | | 141,614 | 100.0 | 4 | |

NOTE: QUANTITY MANAGED ONLY BY STORAGE IS EXCLUDED.
FACILITIES WITH ONLY STORAGE UNITS ARE EXCLUDED.
COLUMNS MAY NOT SUM DUE TO ROUNDING.
COLUMNS MAY NOT SUM TO TOTAL BECAUSE FACILITIES MAY HAVE MULTIPLE HANDLING METHODS.

12 QUANTITY AND PERCENTAGE OF RCRA HAZARDOUS WASTEWATER AND NON-WASTEWATER MANAGED IN 1995

| MANAGEMENT TYPE | TONS MANAGED | PERCENTAGE |
|---|---|---|
| WASTEWATER | 141,610 | 100.0 |
| NON-WASTEWATER | 5 | .0 |
| TOTAL | 141,614 | 100.0 |

## ALASKA

### 1995 WASTE SHIPMENTS

13 NUMBER OF RCRA HAZARDOUS WASTE SHIPPERS: 64

14 QUANITIY OF RCRA HAZARDOUS WASTE SHIPPED: 4,113 TONS

15 FIFTY LARGEST RCRA HAZARDOUS WASTE SHIPPERS, 1995

| RANK | EPA ID | SITE NAME | CITY | QUANTITY SHIPPED (TONS) |
|---|---|---|---|---|
| 1 | AK8570028649 | ELMENDORF AFB, ALASKA | ELMENDORF AFB | 974 |
| 2 | AKD092876390 | UNOCAL AGRICULTURAL PRODUCTS | KENAI | 789 |
| 3 | AK4170024323 | U.S. NAVAL AIR STATION ADAK, AK | ADAK | 376 |
| 4 | AK6210022426 | U.S. ARMY FORT WAINWRIGHT | FORT WAINWRIGHT | 350 |
| 5 | AKD052581758 | TAPS VALDEZ MARINE TERMINAL | VALDEZ | 269 |
| 6 | AK4690500166 | USDOT FAA ANIAK | ANIAK | 186 |
| 7 | AK1210022157 | U.S. ARMY FORT RICHARDSON | FORT RICHARDSON | 134 |
| 8 | AKD048679682 | TESORO ALASKA KENAI | KENAI | 111 |
| 9 | AK1570028646 | EIELSON AFB | EIELSON AFB | 109 |
| 10 | AK9690330742 | USCG SUPPORT CENTER, KODIAK, AK | KODIAK | 94 |
| 11 | AK5971522185 | DFSP ANCHORAGE | ANCHORAGE | 89 |
| 12 | AK9570028705 | USAF EARECKSON AIR STATION | SHEMYA ISLAND | 88 |
| 13 | AKD983066366 | AK, DEPARTMENT OF TRANSPORTATION | JUNEAU | 67 |
| 14 | AKD000850701 | MAPCO ALASKA PETROLEUM INC, NORTH POLE | NORTH POLE | 63 |
| 15 | AKD000831750 | CHEVRON USA ANCHORAGE TERMINAL #1001415 | ANCHORAGE | 48 |
| 16 | AKD055503825 | TEXACO REFINING AND MARKETING INC. | ANCHORAGE | 48 |
| 17 | AK3210022155 | FORT GREELY, ALASKA | DELTA JUNCTION | 29 |
| 18 | AKD983068677 | FAIRBANKS INTERNATIONAL AIRPORT ADOT & P | FAIRBANKS | 24 |
| 19 | AK1570028638 | CLEAR AIR FORCE STATION | ANDERSON | 22 |
| 20 | AKD009252230 | KETCHIKAN PULP CO., KETCHIKAN PULP MILL | KETCHIKAN | 21 |
| 21 | AK5210090002 | DFSP WHITTIER TERMINAL | WHITTIER | 18 |
| 22 | AKD048679567 | UNIVERSITY OF ALASKA FAIRBANKS | FAIRBANKS | 18 |
| 23 | AKR000000570 | ARCTIC COOPERAGE | ANCHORAGE | 16 |
| 24 | AKD000800888 | TOTEM OCEAN TRAILER EXPRESS | ANCHORAGE | 14 |
| 25 | AKD983066390 | RED DOG MINE COMINCO AK INC | KIVALINA | 14 |
| 26 | AK8690360492 | US DOT COAST GUARD BASE KETCHIKAN | KETCHIKAN | 13 |
| 27 | AKD981766595 | SPRUCE PARK MOBILE HOME PARK | ANCHORAGE | 9 |
| 28 | AKD035416007 | SEEKINS FORD LINCOLN MERC | FAIRBANKS | 9 |
| 29 | AKD991281221 | ARCO ALASKA, INC. PRUDHOE BAY | PRUDHOE BAY | 7 |
| 30 | AKD061038816 | ANCHORAGE INTERNATIONAL AIRPORT | ANCHORAGE | 7 |
| 31 | AK3570028669 | USAF KING SALMON AIRPORT | KING SALMON | 7 |
| 32 | AKD000643239 | BP EXPLORATION ALASKA INC PRUDHOE BAY | PRUDHOE BAY | 6 |
| 33 | AK0570028712 | TIN CITY LONG RANGE RADAR STATION | TIN CITY | 6 |
| 34 | AKD983066028 | NORTH SLOPE BOROUGH SRVC AREA 10 | PRUDHOE BAY | 6 |
| 35 | AK0690390042 | USDOT CG CUTTER SWEETBRIAR WLB405 | CORDOVA | 6 |
| 36 | AKR000000471 | PUBLIC WORKS | FAIRBANKS | 6 |
| 37 | AKR000000513 | MOTOROLA MOUNT SUSITNA | MOUNT SUSITNA | 6 |
| 38 | AKR000000448 | FMUS COMPLEX PP NTP IST AVE | FAIRBANKS | 5 |
| 39 | AK5141190103 | CAPE SABINE DEWLINE STATION | POINT HOPE | 5 |
| 40 | AKD035403641 | ALASKA CLEANERS, INC. | ANCHORAGE | 4 |
| 41 | AKD983068842 | JOE'S BODY PAINT & FRAME | ANCHORAGE | 4 |
| 42 | AKD980738066 | ALYESKA NORDALE STORAGE YARD | FAIRBANKS | 3 |
| 43 | AKD983069493 | PETROLITE CORP. KENAI FACILITY | KENAI | 3 |
| 44 | AKD079261830 | WASTEWATER TREATMENT | FAIRBANKS | 3 |
| 45 | AKD981767403 | ALASKA RAILROAD CORP ANCHORAGE YARD | ANCHORAGE | 3 |
| 46 | AKD063351340 | HALLIBURTON ENERGY SERVICES | ANCHORAGE | 3 |
| 47 | AKD983066010 | TAPS PUMP STA 10 | PAXSON | 3 |
| 48 | AKD035419795 | KENAI PIPELINE CO NIKISKI TERMINAL | KENAI | 2 |
| 49 | AK0000043117 | NOAA NMFS AUKE BAY LABORATORY | JUNEAU | 2 |
| 50 | AKD980329601 | TAPS PUMP STA 8 | FAIRBANKS | 2 |
| TOTAL | | | | 4,099 |

NOTE: COLUMNS MAY NOT SUM DUE TO ROUNDING.
STATE MAY HAVE FEWER THAN FIFTY SHIPPERS.

# ALASKA

## 1995 WASTE RECEIPTS

16 NUMBER OF RCRA HAZARDOUS WASTE RECEIVERS: 3

17 QUANITIY OF RCRA HAZARDOUS WASTE RECEIVED: 282 TONS

18 FIFTY LARGEST RCRA HAZARDOUS WASTE RECEIVERS, 1995

| RANK | EPA ID | SITE NAME | CITY | QUANTITY RECEIVED (TONS) |
|---|---|---|---|---|
| 1 | AK8570028649 | ELMENDORF AFB, ALASKA | ELMENDORF AFB | 183 |
| 2 | AK6210022426 | U.S. ARMY FORT WAINWRIGHT | FORT WAINWRIGHT | 98 |
| 3 | AKD048679567 | UNIVERSITY OF ALASKA FAIRBANKS | FAIRBANKS | 1 |
| TOTAL | | | | 282 |

NOTE: COLUMNS MAY NOT SUM DUE TO ROUNDING.
STATE MAY HAVE FEWER THAN FIFTY FACILITIES THAT RECEIVED WASTE.

TABLES 19, 20, AND 21 HAVE BEEN OMITTED FROM THIS REPORT BECAUSE THERE WERE NO FACILITIES IN ALASKA THAT REPORTED MANAGING (TREATING OR DISPOSING) RCRA HAZARDOUS WASTE IN 1995 THAT WAS RECEIVED FROM OFF SITE. THE THREE FACILITIES DESCRIBED ABOVE MAY HAVE BEEN STORAGE-ONLY FACILITIES.

## ALASKA

### 1995 IMPORTS AND EXPORTS

| | | | |
|---|---|---|---|
| 22 | QUANTITY OF RCRA HAZARDOUS WASTE IMPORTED: | 0 | TONS |
| 23 | QUANTITY OF RCRA HAZARDOUS WASTE EXPORTED: | 3,881 | TONS |

# ARIZONA

## 1995 WASTE GENERATION

1 NUMBER OF RCRA LARGE QUANTITY GENERATORS (LQGS): 199

2 QUANTITY OF RCRA HAZARDOUS WASTE GENERATED: 66,865

3 FIFTY LARGEST RCRA HAZARDOUS WASTE GENERATORS IN THE STATE, 1995

| RANK | EPA ID | SITE NAME | CITY | TOTAL GENERATED (TONS) |
|---|---|---|---|---|
| 1 | AZD009005422 | HUGHES MISSILE SYSTEMS | TUCSON | 32,860 |
| 2 | AZD982508335 | OLIN MICROELECTRONIC MATERIALS | CHANDLER | 13,852 |
| 3 | AZD001886597 | MAGMA METALS | SAN MANUEL | 2,576 |
| 4 | AZD982486169 | METCO METAL FINISHING | PHX | 1,489 |
| 5 | AZD980896310 | CONTINENTAL CIRCUITS CORP | PHX | 1,427 |
| 6 | AZD982491649 | TRW | MESA | 885 |
| 7 | AZD000625715 | GOULD | CHANDLER | 779 |
| 8 | AZD043848050 | MOTOROLA | MESA | 752 |
| 9 | AZD009004177 | MOTOROLA | PHX | 750 |
| 10 | AZD982503385 | DYNACO | TEMPE | 600 |
| 11 | AZD070258017 | OBERG AZ | CHANDLER | 544 |
| 12 | AZD063274609 | CONTINENTAL CIRCUITS | PHX | 510 |
| 13 | AZD983483488 | ADFLEX SOLUTIONS | CHANDLER | 482 |
| 14 | AZD983583048 | QUALITY PRINTED CIRCUITS | PHX | 472 |
| 15 | AZD982471062 | TRW | MESA | 433 |
| 16 | AZD980816920 | MOTOROLA | CHANDLER | 333 |
| 17 | AZT050010636 | GILBERT ENGINEERING | GLENDALE | 320 |
| 18 | AZ0000203372 | PETE'S CUSTOM POLISHING & PLAT | PHX | 319 |
| 19 | AZD980881163 | MCDONNELL DOUGLAS | MESA | 254 |
| 20 | AZD083726034 | REVLON CONSUMBER PRDTS | PHX | 237 |
| 21 | AZD068411651 | TEXACO REFINING & MKT | PHX | 232 |
| 22 | AZD982485484 | NATIONAL AIRCRAFT INC | TUCSON | 230 |
| 23 | AZD980818330 | NELCO TECHNOLOGY | TEMPE | 209 |
| 24 | AZD091235457 | INTEL CORP | CHANDLER | 197 |
| 25 | AZD058787086 | DOLPHIN | PHX | 177 |
| 26 | AZD041458555 | MCCULLOCH CORP | LAKE HAVASU CITY | 172 |
| 27 | AZD009004961 | HONEYWELL | PHX | 169 |
| 28 | AZD983476185 | AMERICAN TUBE AND PIPE | PHX | 155 |
| 29 | AZT000615245 | TUCSON TERMINAL CHEVRON | TUCSON | 154 |
| 30 | AZD983474453 | BFI | PHX | 150 |
| 31 | AZD009000050 | ALLIED SIGNAL ENGINES | PHX | 142 |
| 32 | AZD980735179 | ALLIED SIGNAL LAMINATE SYS | CHANDLER | 136 |
| 33 | AZD003987997 | HEXCEL CORP | CASA GRANDE | 126 |
| 34 | AZD000819615 | UNIVERSITY OF AZ- TUCSON | TUCSON | 122 |
| 35 | AZD072433816 | TED LEVINE DRUM | MESA | 108 |
| 36 | AZT000617548 | TEXACO REFINING & MKTNG | TUCSON | 102 |
| 37 | AZT000615286 | PHOENIX TERMINAL CHEVRON | PHX | 101 |
| 38 | AZD982434409 | LOCKHEED AEROMOD CENTER | TUCSON | 99 |
| 39 | AZD018517698 | ALLIED SIGNAL | TEMPE | 99 |
| 40 | AZD982400889 | WEISER LOCK | TUCSON | 97 |
| 41 | AZD982041907 | NORTHROP GRUMMAN | CHANDLER | 96 |
| 42 | AZ4570024055 | DAVIS MONTHAN AFB | TUCSON | 93 |
| 43 | AZD020703310 | LEARJET | TUCSON | 91 |
| 44 | AZD020122479 | GM DESERT PROV GRD | MESA | 90 |
| 45 | AZD982468035 | AMERICA WEST AIRLINES | PHX | 85 |
| 46 | AZD008394454 | BURR BROWN | TUCSON | 85 |
| 47 | AZD981971419 | GOOD SAMARITAN REGIONAL MED CTR | PHX | 84 |
| 48 | AZD981988967 | MASTERCRAFT | MESA | 83 |
| 49 | AZD981582216 | HUCK | TUCSON | 83 |
| 50 | AZD983468166 | ALLIED SIGNAL | PHX | 82 |
| TOTAL | | | | 63,718 |

NOTE: STATE MAY HAVE FEWER THAN FIFTY GENERATORS.

## ARIZONA

### 1995 WASTE GENERATION, CONTINUED

4 QUANTITIES OF WASTE GENERATED IN 1995 THAT WERE

- REPORTED WITH ONLY CHARACTERISTIC WASTE CODES
- REPORTED WITH ONLY LISTED WASTE CODES
- REPORTED WITH BOTH CHARACTERISTIC AND LISTED WASTE CODES

| WASTE HAS ONLY CHARACTERISTIC CODES | TONS OF WASTE GENERATED | WASTE HAS ONLY LISTED CODES | TONS OF WASTE GENERATED | WASTE HAS BOTH CHARACTERISTIC AND LISTED CODES | TONS OF WASTE GENERATED |
|---|---|---|---|---|---|
| ONLY IGNITABLE | 514 | ONLY AN F CODE | 33,709 | | |
| ONLY CORROSIVE | 17,091 | ONLY A K CODE | 1 | | |
| ONLY REACTIVE | 1,109 | ONLY A P CODE | 102 | | |
| ONLY D004-17 | 4,828 | ONLY A U CODE | 34 | | |
| ONLY D018-43 | 724 | | | | |
| HAS MORE THAN ONE CHARACTERISTIC CODE | 4,514 | HAS MORE THAN ONE LISTED CODE | 3 | | |
| TOTAL | 28,780 | TOTAL | 33,849 | TOTAL CHAR. AND LISTED | 4,217 |

5 QUANTITIES OF WASTE GENERATED IN 1995 THAT WERE MULTIPLY CODED

| WASTE HAS ONLY CHARACTERISTIC CODES BUT MORE THAN ONE APPLIES | TONS OF WASTE GENERATED | ONLY LISTED CODES BUT HAS MORE THAN ONE | TONS OF WASTE GENERATED | BOTH CHAR. & LISTED CODES | TONS OF WASTE GENERATED |
|---|---|---|---|---|---|
| HAS IGNITABLE CODE | 528 | | | IGN. W/ AT LEAST 1 LSTD | 3,069 |
| HAS CORROSIVE CODE | 3,865 | | | CORR. W/ AT LEAST 1 LSTD | 161 |
| HAS REACTIVE CODE | 215 | | | REACT. W/ AT LEAST 1 LSTD | 49 |
| HAS D004-D017 CODE | 4,229 | | | D004-17 W/ AT LEAST 1 LSTD | 1,484 |
| HAS D018-D043 CODE | 397 | | | D018-43 W/ AT LEAST 1 LSTD | 1,366 |
| | | HAS AN F CODE | 0 | F WASTE W/ AT LEAST 1 CHAR | 4,101 |
| | | HAS A K CODE | 0 | K WASTE W/ AT LEAST 1 CHAR | 3 |
| | | HAS A P CODE | 3 | P WASTE W/ AT LEAST 1 CHAR | 27 |
| | | HAS A U CODE | 3 | U WASTE W/ AT LEAST 1 CHAR | 246 |
| TOTAL | 4,514 | TOTAL | 3 | TOTAL | 4,217 |

NOTE: COLUMNS DO NOT SUM TO TOTAL BECAUSE A WASTE CODE MAY APPLY TO MORE THAN ONE WASTE.
MIXTURES WITH IGNITABLE, CORROSIVE, REACTIVE, D004-17, AND D018-43 CHARACTERISTIC CODES ALSO MAY CONTAIN OTHER CHARACTERISTIC WASTE CODES.
SIMILARLY, WASTES WITH F,K,P, AND U LISTED CODES MAY HAVE OTHER LISTED WASTE CODES.

# ARIZONA

## 1995 WASTE MANAGEMENT

6 NUMBER OF RCRA TSD FACILITIES: 26

7 QUANITY OF RCRA HAZARDOUS WASTE MANAGED: 11,029 TONS

8 FIFTY LARGEST RCRA HAZARDOUS WASTE MANAGEMENT FACILITIES, 1995

| RANK | EPA ID | SITE NAME | CITY | TONS OF WASTE MANAGED |
|---|---|---|---|---|
| 1 | AZD009005422 | HUGHES MISSILE SYSTEMS | TUCSON | 6,548 |
| 2 | AZD009015389 | ROMIC ENVIRONMENTAL TECHNOLOGIES | CHANDLER | 2,293 |
| 3 | AZD982441263 | WESTATES CARBON | PARKER | 1,971 |
| 4 | AZD980735179 | ALLIED SIGNAL LAMINATE SYS | CHANDLER | 96 |
| 5 | AZT000624429 | PALO VERDE NUCLEAR GEN STA | WINTERSBURG | 58 |
| 6 | AZD982479354 | UNIVERSITY MEDICAL CTR | TUCSON | 32 |
| 7 | AZD020132502 | TALLEY DEFENSE SYS | MESA | 14 |
| 8 | AZD980814479 | UNIVERSAL PROPULSION | PHX | 10 |
| 9 | AZ4570024139 | BARRY M GOLDWATER RANGE | YUMA | 3 |
| 10 | AZ4570024055 | DAVIS MONTHAN AFB | TUCSON | 1 |
| 11 | AZ7213820635 | CAMP NAVAJO | BELLEMON | 1 |
| 12 | AZD043848050 | MOTOROLA | MESA | 0 |
| 13 | AZD982491649 | TRW | MESA | 0 |
| TOTAL | | | | 11,029 |

NOTE: COLUMNS MAY NOT SUM DUE TO ROUNDING.
STATE MAY HAVE FEWER THAN FIFTY FACILITIES THAT MANAGED WASTE.
QUANTITY MANAGED ONLY BY STORAGE IS EXCLUDED.

## ARIZONA

### 1995 WASTE MANAGEMENT, CONTINUED

9 QUANTITY OF RCRA HAZARDOUS WASTE MANAGED BY MANAGEMENT METHOD, 1995

| MANAGEMENT METHOD | SYSTEM TYPE CODE | QUANTITY MANAGED (TONS) | PERCENTAGE OF QUANTITY | NUMBER OF FACILITIES | PERCENTAGE OF FACILITIES |
|---|---|---|---|---|---|
| METALS RECOVERY (FOR REUSE) | M011-M019 | 32 | .3 | 1 | 9.1 |
| SOLVENTS RECOVERY | M021-M029 | 218 | 2.0 | 4 | 36.4 |
| FUEL BLENDING | M061 | 2,086 | 18.9 | 1 | 9.1 |
| AQUEOUS INORGANIC TREATMENT | M071-M079 | 58 | .5 | 1 | 9.1 |
| OTHER TREATMENT | M121-M129 | 8,549 | 77.5 | 7 | 63.6 |
| OTHER DISPOSAL SPECIFIED IN COMMENTS | M137 | 85 | .8 | 1 | 9.1 |
| TOTAL | | 11,029 | 100.0 | 11 | |

10 MANAGEMENT METHOD, BY QUANTITY OF RCRA HAZARDOUS WASTE MANAGED, 1995

| MANAGEMENT METHOD | SYSTEM TYPE CODE | QUANTITY MANAGED (TONS) | PERCENTAGE OF QUANTITY | NUMBER OF FACILITIES | PERCENTAGE OF FACILITIES |
|---|---|---|---|---|---|
| OTHER TREATMENT | M121-M129 | 8,549 | 77.5 | 7 | 63.6 |
| FUEL BLENDING | M061 | 2,086 | 18.9 | 1 | 9.1 |
| SOLVENTS RECOVERY | M021-M029 | 218 | 2.0 | 4 | 36.4 |
| OTHER DISPOSAL SPECIFIED IN COMMENTS | M137 | 85 | .8 | 1 | 9.1 |
| AQUEOUS INORGANIC TREATMENT | M071-M079 | 58 | .5 | 1 | 9.1 |
| METALS RECOVERY (FOR REUSE) | M011-M019 | 32 | .3 | 1 | 9.1 |
| TOTAL | | 11,029 | 100.0 | 11 | |

NOTE: QUANTITY MANAGED ONLY BY STORAGE IS EXCLUDED.
FACILITIES WITH ONLY STORAGE UNITS ARE EXCLUDED.
COLUMNS MAY NOT SUM DUE TO ROUNDING.
COLUMNS MAY NOT SUM TO TOTAL BECAUSE FACILITIES MAY HAVE MULTIPLE HANDLING METHODS.

# ARIZONA

## 1995 WASTE MANAGEMENT, CONTINUED

11 MANAGEMENT METHOD AND QUANTITY OF RCRA HAZARDOUS WASTE MANAGED BY NUMBER OF FACILITIES, 1995

| MANAGEMENT METHOD | SYSTEM TYPE CODE | QUANTITY MANAGED (TONS) | PERCENTAGE OF QUANTITY | NUMBER OF FACILITIES | PERCENTAGE OF FACILITIES |
|---|---|---|---|---|---|
| OTHER TREATMENT | M121-M129 | 8,549 | 77.5 | 7 | 63.6 |
| SOLVENTS RECOVERY | M021-M029 | 218 | 2.0 | 4 | 36.4 |
| METALS RECOVERY (FOR REUSE) | M011-M019 | 32 | .3 | 1 | 9.1 |
| FUEL BLENDING | M061 | 2,086 | 18.9 | 1 | 9.1 |
| AQUEOUS INORGANIC TREATMENT | M071-M079 | 58 | .5 | 1 | 9.1 |
| OTHER DISPOSAL SPECIFIED IN COMMENTS | M137 | 85 | .8 | 1 | 9.1 |
| TOTAL | | 11,029 | 100.0 | 11 | |

NOTE: QUANTITY MANAGED ONLY BY STORAGE IS EXCLUDED.
FACILITIES WITH ONLY STORAGE UNITS ARE EXCLUDED.
COLUMNS MAY NOT SUM DUE TO ROUNDING.
COLUMNS MAY NOT SUM TO TOTAL BECAUSE FACILITIES MAY HAVE MULTIPLE HANDLING METHODS.

12 QUANTITY AND PERCENTAGE OF RCRA HAZARDOUS WASTEWATER AND NON-WASTEWATER MANAGED IN 1995

| MANAGEMENT TYPE | TONS MANAGED | PERCENTAGE |
|---|---|---|
| WASTEWATER | 8,619 | 78.2 |
| NON-WASTEWATER | 2,409 | 21.8 |
| TOTAL | 11,029 | 100.0 |

## ARIZONA

### 1995 WASTE SHIPMENTS

13 NUMBER OF RCRA HAZARDOUS WASTE SHIPPERS: 195

14 QUANITIY OF RCRA HAZARDOUS WASTE SHIPPED: 51,662 TONS

15 FIFTY LARGEST RCRA HAZARDOUS WASTE SHIPPERS, 1995

| RANK | EPA ID | SITE NAME | CITY | QUANTITY SHIPPED (TONS) |
|---|---|---|---|---|
| 1 | AZD009005422 | HUGHES MISSILE SYSTEMS | TUCSON | 16,232 |
| 2 | AZD980735500 | WORLD RESOURCES | PHX | 7,674 |
| 3 | AZD009015389 | ROMIC ENVIRONMENTAL TECHNOLOGIES | CHANDLER | 4,785 |
| 4 | AZD049318009 | LAIDLAW ENV SVC | PHX | 2,745 |
| 5 | AZD001886597 | MAGMA METALS | SAN MANUEL | 2,218 |
| 6 | AZD980896310 | CONTINENTAL CIRCUITS CORP | PHX | 1,455 |
| 7 | AZD981969504 | SAFETY KLEEN | CHANDLER | 1,331 |
| 8 | AZD980892731 | GREENFIELD ENV OF AZ | PHX | 1,211 |
| 9 | AZD982491649 | TRW | MESA | 788 |
| 10 | AZD000625715 | GOULD | CHANDLER | 779 |
| 11 | AZD043848050 | MOTOROLA | MESA | 758 |
| 12 | AZD009004177 | MOTOROLA | PHX | 757 |
| 13 | AZD982503385 | DYNACO | TEMPE | 600 |
| 14 | AZD980892897 | SAFETY KLEEN | TUCSON | 507 |
| 15 | AZD983583048 | QUALITY PRINTED CIRCUITS | PHX | 472 |
| 16 | AZD983483488 | ADFLEX SOLUTIONS | CHANDLER | 469 |
| 17 | AZD063274609 | CONTINENTAL CIRCUITS | PHX | 464 |
| 18 | AZD982471062 | TRW | MESA | 423 |
| 19 | AZD980816920 | MOTOROLA | CHANDLER | 333 |
| 20 | AZT050010636 | GILBERT ENGINEERING | GLENDALE | 328 |
| 21 | AZT050010180 | ADVANCED ENV TECH/CHEM WASTE MGMT | PHX | 279 |
| 22 | AZD980881163 | MCDONNELL DOUGLAS | MESA | 257 |
| 23 | AZD068411651 | TEXACO REFINING & MKT | PHX | 232 |
| 24 | AZD980818330 | NELCO TECHNOLOGY | TEMPE | 209 |
| 25 | AZD091235457 | INTEL CORP | CHANDLER | 197 |
| 26 | AZD980735179 | ALLIED SIGNAL LAMINATE SYS | CHANDLER | 191 |
| 27 | AZD041458555 | MCCULLOCH CORP | LAKE HAVASU CITY | 172 |
| 28 | AZD058787086 | DOLPHIN | PHX | 171 |
| 29 | AZD009004961 | HONEYWELL | PHX | 169 |
| 30 | AZD083726034 | REVLON CONSUMBER PRDTS | PHX | 163 |
| 31 | AZD982486169 | METCO METAL FINISHING | PHX | 163 |
| 32 | AZT000615245 | TUCSON TERMINAL CHEVRON | TUCSON | 154 |
| 33 | AZD983474453 | BFI | PHX | 150 |
| 34 | AZD009000050 | ALLIED SIGNAL ENGINES | PHX | 136 |
| 35 | AZD003987997 | HEXCEL CORP | CASA GRANDE | 126 |
| 36 | AZD000819615 | UNIVERSITY OF AZ- TUCSON | TUCSON | 126 |
| 37 | AZD072433816 | TED LEVINE DRUM | MESA | 104 |
| 38 | AZT000617548 | TEXACO REFINING & MKTNG | TUCSON | 102 |
| 39 | AZT000615286 | PHOENIX TERMINAL CHEVRON | PHX | 101 |
| 40 | AZD982434409 | LOCKHEED AEROMOD CENTER | TUCSON | 99 |
| 41 | AZD018517698 | ALLIED SIGNAL | TEMPE | 99 |
| 42 | AZD982400889 | WEISER LOCK | TUCSON | 97 |
| 43 | AZD982041907 | NORTHROP GRUMMAN | CHANDLER | 96 |
| 44 | AZD020703310 | LEARJET | TUCSON | 91 |
| 45 | AZD020122479 | GM DESERT PROV GRD | MESA | 90 |
| 46 | AZD089308811 | BREA AGRI PUREGRO | YUMA | 89 |
| 47 | AZD982468035 | AMERICA WEST AIRLINES | PHX | 85 |
| 48 | AZD008394454 | BURR BROWN | TUCSON | 85 |
| 49 | AZD981971419 | GOOD SAMARITAN REGIONAL MED CTR | PHX | 84 |
| 50 | AZD981582216 | HUCK | TUCSON | 83 |
| TOTAL | | | | 48,525 |

NOTE: COLUMNS MAY NOT SUM DUE TO ROUNDING.
STATE MAY HAVE FEWER THAN FIFTY SHIPPERS.

# ARIZONA

## 1995 WASTE RECEIPTS

16 NUMBER OF RCRA HAZARDOUS WASTE RECEIVERS: 10

17 QUANITIY OF RCRA HAZARDOUS WASTE RECEIVED: 17,280 TONS

18 FIFTY LARGEST RCRA HAZARDOUS WASTE RECEIVERS, 1995

| RANK | EPA ID | SITE NAME | CITY | QUANTITY RECEIVED (TONS) |
|---|---|---|---|---|
| 1 | AZD009015389 | ROMIC ENVIRONMENTAL TECHNOLOGIES | CHANDLER | 11,005 |
| 2 | AZD049318009 | LAIDLAW ENV SVC | PHX | 2,109 |
| 3 | AZD982441263 | WESTATES CARBON | PARKER | 1,971 |
| 4 | AZD981969504 | SAFETY KLEEN | CHANDLER | 1,195 |
| 5 | AZD980892731 | GREENFIELD ENV OF AZ | PHX | 567 |
| 6 | AZT050010180 | ADVANCED ENV TECH/CHEM WASTE MGMT | PHX | 244 |
| 7 | AZD980892897 | SAFETY KLEEN | TUCSON | 175 |
| 8 | AZD000819615 | UNIVERSITY OF AZ- TUCSON | TUCSON | 9 |
| 9 | AZ4570024055 | DAVIS MONTHAN AFB | TUCSON | 3 |
| 10 | AZ4570024139 | BARRY M GOLDWATER RANGE | YUMA | 2 |
| TOTAL | | | | 17,280 |

NOTE: COLUMNS MAY NOT SUM DUE TO ROUNDING.
STATE MAY HAVE FEWER THAN FIFTY FACILITIES THAT RECEIVED WASTE.

## ARIZONA

### 1995 WASTE RECEIPTS, CONTINUED

19 QUANTITY OF RCRA HAZARDOUS WASTE MANAGED, BY MANGEMENT METHOD, LIMITED TO WASTE RECEIVED FROM OFFSITE, 1995

| MANAGEMENT METHOD | SYSTEM TYPE CODE | QUANTITY MANAGED (TONS) | PERCENTAGE OF QUANTITY | NUMBER OF FACILITIES | PERCENTAGE OF FACILITIES |
|---|---|---|---|---|---|
| SOLVENTS RECOVERY | M021-M029 | 122 | 4.5 | 1 | 25.0 |
| FUEL BLENDING | M061 | 541 | 19.9 | 1 | 25.0 |
| OTHER TREATMENT | M121-M129 | 1,974 | 72.5 | 3 | 75.0 |
| OTHER DISPOSAL SPECIFIED IN COMMENTS | M137 | 85 | 3.1 | 1 | 25.0 |
| TOTAL | | 2,722 | 100.0 | 4 | |

20 MANAGEMENT METHOD, BY QUANTITY OF RCRA HAZARDOUS WASTE MANAGED, LIMITED TO WASTE RECEIVED FROM OFFSITE, 1995

| MANAGEMENT METHOD | SYSTEM TYPE CODE | QUANTITY MANAGED (TONS) | PERCENTAGE OF QUANTITY | NUMBER OF FACILITIES | PERCENTAGE OF FACILITIES |
|---|---|---|---|---|---|
| OTHER TREATMENT | M121-M129 | 1,974 | 72.5 | 3 | 75.0 |
| FUEL BLENDING | M061 | 541 | 19.9 | 1 | 25.0 |
| SOLVENTS RECOVERY | M021-M029 | 122 | 4.5 | 1 | 25.0 |
| OTHER DISPOSAL SPECIFIED IN COMMENTS | M137 | 85 | 3.1 | 1 | 25.0 |
| TOTAL | | 2,722 | 100.0 | 4 | |

NOTE: QUANTITY MANAGED ONLY BY STORAGE IS EXCLUDED.
FACILITIES WITH ONLY STORAGE UNITS ARE EXCLUDED.
COLUMNS MAY NOT SUM DUE TO ROUNDING.
COLUMNS MAY NOT SUM TO TOTAL BECAUSE FACILITIES MAY HAVE MULTIPLE HANDLING METHODS.

# ARIZONA

## 1995 WASTE RECEIPTS, CONTINUED

21 MANAGEMENT METHOD AND QUANTITY OF RCRA HAZARDOUS WASTE MANAGED, BY NUMBER OF FACILITIES, LIMITED TO WASTE RECEIVED FROM OFF SITE, 1995

| MANAGEMENT METHOD | SYSTEM TYPE CODE | QUANTITY MANAGED (TONS) | PERCENTAGE OF QUANTITY | NUMBER OF FACILITIES | PERCENTAGE OF FACILITIES |
|---|---|---|---|---|---|
| OTHER TREATMENT | M121-M129 | 1,974 | 72.5 | 3 | 75.0 |
| SOLVENTS RECOVERY | M021-M029 | 122 | 4.5 | 1 | 25.0 |
| FUEL BLENDING | M061 | 541 | 19.9 | 1 | 25.0 |
| OTHER DISPOSAL SPECIFIED IN COMMENTS | M137 | 85 | 3.1 | 1 | 25.0 |
| TOTAL | | 2,722 | 100.0 | 4 | |

NOTE: QUANTITY MANAGED ONLY BY STORAGE IS EXCLUDED.
FACILITIES WITH ONLY STORAGE UNITS ARE EXCLUDED.
COLUMNS MAY NOT SUM DUE TO ROUNDING.
COLUMNS MAY NOT SUM TO TOTAL BECAUSE FACILITIES MAY HAVE MULTIPLE HANDLING METHODS.

## ARIZONA

### 1995 IMPORTS AND EXPORTS

| | | | |
|---|---|---|---|
| 22 | QUANTITY OF RCRA HAZARDOUS WASTE IMPORTED: | 12,197 | TONS |
| 23 | QUANTITY OF RCRA HAZARDOUS WASTE EXPORTED: | 38,184 | TONS |

# ARKANSAS

## 1995 WASTE GENERATION

1 NUMBER OF RCRA LARGE QUANTITY GENERATORS (LQGS): 204

2 QUANTITY OF RCRA HAZARDOUS WASTE GENERATED: 274,158

3 FIFTY LARGEST RCRA HAZARDOUS WASTE GENERATORS IN THE STATE, 1995

| RANK | EPA ID | SITE NAME | CITY | TOTAL GENERATED (TONS) |
|---|---|---|---|---|
| 1 | ARD981057870 | RINECO | BENTON | 48,059 |
| 2 | ARD089234884 | EASTMAN CHEMICAL CO ARK DIV | BATESVILLE | 45,301 |
| 3 | ARD069748192 | ENSCO INC | EL DORADO | 35,724 |
| 4 | ARD981908890 | NUCOR YAMATO STEEL | BLYTHEVILLE | 33,973 |
| 5 | ARD983278243 | NUCOR STEEL ARKANSAS | BLYTHEVILLE | 32,403 |
| 6 | ARD981512353 | GREENWOOD FIXTURE | GREENWOOD | 21,838 |
| 7 | ARD006354161 | REYNOLDS METALS CO GUM SPRINGS PLANT | GUM SPRINGS | 9,971 |
| 8 | ARD093792067 | CPS CHEMICAL COMPANY | W MEMPHIS | 6,068 |
| 9 | ARD053730701 | QUANEX MACSTEEL DIVISION | FT SMITH | 5,256 |
| 10 | ARD052528809 | ALBEMARLE CORP SOUTH PLANT | MAGNOLIA | 5,068 |
| 11 | ARD091691261 | ARKANSAS STEEL ASSOCIATES | NEWPORT | 3,554 |
| 12 | ARD983287889 | GARRISON INDUSTRIES INC | EL DORADO | 3,434 |
| 13 | ARD990660649 | CEDAR CHEMICAL CORP | W HELENA | 2,161 |
| 14 | ARD043195429 | GREAT LAKES CHEMICAL CORP MAIN | EL DORADO | 1,763 |
| 15 | ARR000000547 | QUALITY BEARING SERVICE | LITTLE ROCK | 1,210 |
| 16 | ARD000709584 | SUPERIOR INDUSTRIES INTL INC | FAYETTEVILLE | 1,123 |
| 17 | ARD982552739 | ARKANSAS ARMY NATIONAL GUARD | N LITTLE ROCK | 1,111 |
| 18 | ARD982558561 | ALBEMARLE CORP WEST PLANT | MAGNOLIA | 1,056 |
| 19 | ARD983267733 | BEKAERT CORPORATION | ROGERS | 906 |
| 20 | ARD067671313 | WEYERHAEUSER DEQUEEN TREATING PLANT | DEQUEEN | 836 |
| 21 | ARD043192988 | GEORGIA PACIFIC ASHDOWN | ASHDOWN | 681 |
| 22 | ARD092923184 | BRYCE CORPORATION | SEARCY | 677 |
| 23 | ARD983267600 | TOKUSEN USA INC | CONWAY | 667 |
| 24 | ARD000021998 | LION OIL COMPANY | EL DORADO | 479 |
| 25 | ARD982558595 | ARKANSAS GALVANIZING INC | PRAIRIE GROVE | 477 |
| 26 | AR0000064311 | REMINGTON ARMS CO INC | LONOKE | 474 |
| 27 | ARD008052474 | GE RAILCAR REPAIR SERVICE | TEXARKANA | 432 |
| 28 | ARD983272485 | TREFILARBED ARKANSAS INC | PINE BLUFF | 424 |
| 29 | ARD007240716 | AMERON PROTECTIVE COATINGS | LITTLE ROCK | 409 |
| 30 | ARD983275504 | RAYTHEON AIRCRAFT COMPANY | LITTLE ROCK | 387 |
| 31 | ARD139607048 | CYRO INDUSTRIES | OSCEOLA | 368 |
| 32 | ARD059634659 | GUARDSMAN PRODUCTS INC | LITTLE ROCK | 353 |
| 33 | AR0000885889 | IMI-TECH CORPORATION | MAGNOLIA | 302 |
| 34 | ARD983273590 | CRANE KEMLITE COMPANY INC | JONESBORO | 296 |
| 35 | ARD093404143 | CENTURY TUBE CORPORATION | PINE BLUFF | 265 |
| 36 | ARD006344972 | BALL METAL FOOD CONTAINER CORPORATION | SPRINGDALE | 247 |
| 37 | ARD049984214 | DARLING STORE FIXTURES | PARAGOULD | 242 |
| 38 | ARD062145388 | NESTE POLYESTER INC | FT SMITH | 209 |
| 39 | ARD980867642 | SR OF ARKANSAS | WILSON | 199 |
| 40 | ARD983274143 | WAL MART RETURN CENTER | BENTONVILLE | 186 |
| 41 | ARD042755389 | WHIRLPOOL CORPORATION | FT SMITH | 159 |
| 42 | ARD044484780 | DANAHER TOOL GROUP SPRINGDALE OPS | SPRINGDALE | 152 |
| 43 | ARD006344824 | KOPPERS INDUSTRIES INC | N LITTLE ROCK | 147 |
| 44 | ARD006338099 | CLARIDGE PRODUCTS | HARRISON | 136 |
| 45 | AR0213820707 | US ARMY PINE BLUFF ARSENAL | PINE BLUFF | 134 |
| 46 | ARD030414494 | HELENA CHEMICAL COMPANY | W HELENA | 133 |
| 47 | ARD990869737 | CROSS OIL REFINING & MARKETING | SMACKOVER | 132 |
| 48 | ARD000388983 | STERLING PLUMBING GROUP | SHERIDAN | 131 |
| 49 | ARD981512270 | ASH GROVE CEMENT COMPANY | FOREMAN | 130 |
| 50 | ARD059637710 | VIRCO MFG CORPORATION | CONWAY | 128 |
| TOTAL | | | | 269,972 |

NOTE: STATE MAY HAVE FEWER THAN FIFTY GENERATORS.

## ARKANSAS

### 1995 WASTE GENERATION, CONTINUED

4 QUANTITIES OF WASTE GENERATED IN 1995 THAT WERE

- REPORTED WITH ONLY CHARACTERISTIC WASTE CODES
- REPORTED WITH ONLY LISTED WASTE CODES
- REPORTED WITH BOTH CHARACTERISTIC AND LISTED WASTE CODES

| WASTE HAS ONLY CHARACTERISTIC CODES | TONS OF WASTE GENERATED | WASTE HAS ONLY LISTED CODES | TONS OF WASTE GENERATED | WASTE HAS BOTH CHARACTERISTIC AND LISTED CODES | TONS OF WASTE GENERATED |
|---|---|---|---|---|---|
| ONLY IGNITABLE | 13,318 | ONLY AN F CODE | 4,643 | | |
| ONLY CORROSIVE | 14,316 | ONLY A K CODE | 78,266 | | |
| ONLY REACTIVE | 124 | ONLY A P CODE | 15 | | |
| ONLY D004-17 | 4,242 | ONLY A U CODE | 268 | | |
| ONLY D018-43 | 4,723 | | | | |
| HAS MORE THAN ONE CHARACTERISTIC CODE | 38,677 | HAS MORE THAN ONE LISTED CODE | 1,456 | | |
| TOTAL | 75,400 | TOTAL | 84,648 | TOTAL CHAR. AND LISTED | 114,108 |

5 QUANTITIES OF WASTE GENERATED IN 1995 THAT WERE MULTIPLY CODED

| WASTE HAS ONLY CHARACTERISTIC CODES BUT MORE THAN ONE APPLIES | TONS OF WASTE GENERATED | ONLY LISTED CODES BUT HAS MORE THAN ONE | TONS OF WASTE GENERATED | BOTH CHAR. & LISTED CODES | TONS OF WASTE GENERATE |
|---|---|---|---|---|---|
| HAS IGNITABLE CODE | 36,922 | | | IGN. W/ AT LEAST 1 LSTD | 112,35 |
| HAS CORROSIVE CODE | 34,170 | | | CORR. W/ AT LEAST 1 LSTD | 45 |
| HAS REACTIVE CODE | 25,690 | | | REACT. W/ AT LEAST 1 LSTD | 15 |
| HAS D004-D017 CODE | 37,374 | | | D004-17 W/ AT LEAST 1 LSTD | 50,04 |
| HAS D018-D043 CODE | 3,052 | | | D018-43 W/ AT LEAST 1 LSTD | 102,92 |
| | | HAS AN F CODE | 1,451 | F WASTE W/ AT LEAST 1 CHAR | 113,33 |
| | | HAS A K CODE | 1,412 | K WASTE W/ AT LEAST 1 CHAR | 71 |
| | | HAS A P CODE | 9 | P WASTE W/ AT LEAST 1 CHAR | 7 |
| | | HAS A U CODE | 1,456 | U WASTE W/ AT LEAST 1 CHAR | 18 |
| TOTAL | 38,677 | TOTAL | 1,456 | TOTAL | 114,10 |

NOTE: COLUMNS DO NOT SUM TO TOTAL BECAUSE A WASTE CODE MAY APPLY TO MORE THAN ONE WASTE.
MIXTURES WITH IGNITABLE, CORROSIVE, REACTIVE, D004-17, AND D018-43 CHARACTERISTIC CODES ALSO MAY CONTAIN OTHER CHARACTERISTIC WASTE CODES.
SIMILARLY, WASTES WITH F,K,P, AND U LISTED CODES MAY HAVE OTHER LISTED WASTE CODES.

# ARKANSAS

## 1995 WASTE MANAGEMENT

6 NUMBER OF RCRA TSD FACILITIES: 37

7 QUANITY OF RCRA HAZARDOUS WASTE MANAGED: 256,809 TONS

8 FIFTY LARGEST RCRA HAZARDOUS WASTE MANAGEMENT FACILITIES, 1995

| RANK | EPA ID | SITE NAME | CITY | TONS OF WASTE MANAGED |
|---|---|---|---|---|
| 1 | ARD006354161 | REYNOLDS METALS CO GUM SPRINGS PLANT | GUM SPRINGS | 72,680 |
| 2 | ARD981512270 | ASH GROVE CEMENT COMPANY | FOREMAN | 52,555 |
| 3 | ARD069748192 | ENSCO INC | EL DORADO | 45,870 |
| 4 | ARD089234884 | EASTMAN CHEMICAL CO ARK DIV | BATESVILLE | 44,728 |
| 5 | ARD981057870 | RINECO | BENTON | 40,431 |
| 6 | ARD052528809 | ALBEMARLE CORP SOUTH PLANT | MAGNOLIA | 305 |
| 7 | ARR000000992 | GRAYS AIRCRAFT REFINISHING | OZARK | 72 |
| 8 | ARD091688283 | ATLANTIC RESEARCH CORP | E CAMDEN | 59 |
| 9 | AR0213820707 | US ARMY PINE BLUFF ARSENAL | PINE BLUFF | 47 |
| 10 | ARD107289001 | DANAHER TOOL GROUP FAYETTEVILLE AR | FAYETTEVILLE | 32 |
| 11 | AR6140090006 | USEPA INCINERATION RESEARCH FACILITY | JEFFERSON | 11 |
| 12 | ARD980867873 | TRACOR AEROSPACE R1/R15 FACILITY | E CAMDEN | 9 |
| 13 | AR0000064311 | REMINGTON ARMS CO INC | LONOKE | 8 |
| 14 | ARD000804179 | INTERNATIONAL PAPER PINE BLUFF MILL | PINE BLUFF | 4 |
| 15 | ARD006341119 | AT&T CUSTOM MANUFACT CENTER | LITTLE ROCK | 0 |
| 16 | ARD035663301 | THE COLONELS FACTORY OUTLET OF ARKANSAS | W MEMPHIS | 0 |
| 17 | ARD043195429 | GREAT LAKES CHEMICAL CORP MAIN | EL DORADO | 0 |
| 18 | ARD071245401 | VAN WATERS & ROGERS, INC | JACKSONVILLE | 0 |
| 19 | ARD084938737 | TRACOR AEROSPACE ARK OPS | E CAMDEN | 0 |
| 20 | ARD981908973 | FARR COMPANY | JONESBORO | 0 |
| 21 | ARD990660649 | CEDAR CHEMICAL CORP | W HELENA | 0 |
| TOTAL | | | | 256,809 |

NOTE: COLUMNS MAY NOT SUM DUE TO ROUNDING.
STATE MAY HAVE FEWER THAN FIFTY FACILITIES THAT MANAGED WASTE.
QUANTITY MANAGED ONLY BY STORAGE IS EXCLUDED.

## ARKANSAS

### 1995 WASTE MANAGEMENT, CONTINUED

9 QUANTITY OF RCRA HAZARDOUS WASTE MANAGED BY MANAGEMENT METHOD, 1995

| MANAGEMENT METHOD | SYSTEM TYPE CODE | QUANTITY MANAGED (TONS) | PERCENTAGE OF QUANTITY | NUMBER OF FACILITIES | PERCENTAGE OF FACILITIES |
|---|---|---|---|---|---|
| SOLVENTS RECOVERY | M021-M029 | 5 | .0 | 2 | 14.3 |
| OTHER RECOVERY | M031-M039 | 305 | .1 | 1 | 7.1 |
| INCINERATION | M041-M049 | 145,756 | 56.8 | 5 | 35.7 |
| ENERGY RECOVERY (REUSE AS FUEL) | M051-M059 | 59,945 | 23.3 | 3 | 21.4 |
| FUEL BLENDING | M061 | 39,217 | 15.3 | 1 | 7.1 |
| AQUEOUS INORGANIC TREATMENT | M071-M079 | 32 | .0 | 1 | 7.1 |
| AQUEOUS ORGANIC TREATMENT | M081-M089 | 11,356 | 4.4 | 1 | 7.1 |
| AQUEOUS ORGANIC AND INORGANIC TREATMENT | M091-M099 | 72 | .0 | 1 | 7.1 |
| OTHER TREATMENT | M121-M129 | 122 | .0 | 4 | 28.6 |
| TOTAL | | 256,809 | 100.0 | 14 | |

10 MANAGEMENT METHOD, BY QUANTITY OF RCRA HAZARDOUS WASTE MANAGED, 1995

| MANAGEMENT METHOD | SYSTEM TYPE CODE | QUANTITY MANAGED (TONS) | PERCENTAGE OF QUANTITY | NUMBER OF FACILITIES | PERCENTAGE OF FACILITIES |
|---|---|---|---|---|---|
| INCINERATION | M041-M049 | 145,756 | 56.8 | 5 | 35.7 |
| ENERGY RECOVERY (REUSE AS FUEL) | M051-M059 | 59,945 | 23.3 | 3 | 21.4 |
| FUEL BLENDING | M061 | 39,217 | 15.3 | 1 | 7.1 |
| AQUEOUS ORGANIC TREATMENT | M081-M089 | 11,356 | 4.4 | 1 | 7.1 |
| OTHER RECOVERY | M031-M039 | 305 | .1 | 1 | 7.1 |
| OTHER TREATMENT | M121-M129 | 122 | .0 | 4 | 28.6 |
| AQUEOUS ORGANIC AND INORGANIC TREATMENT | M091-M099 | 72 | .0 | 1 | 7.1 |
| AQUEOUS INORGANIC TREATMENT | M071-M079 | 32 | .0 | 1 | 7.1 |
| SOLVENTS RECOVERY | M021-M029 | 5 | .0 | 2 | 14.3 |
| TOTAL | | 256,809 | 100.0 | 14 | |

NOTE: QUANTITY MANAGED ONLY BY STORAGE IS EXCLUDED.
FACILITIES WITH ONLY STORAGE UNITS ARE EXCLUDED.
COLUMNS MAY NOT SUM DUE TO ROUNDING.
COLUMNS MAY NOT SUM TO TOTAL BECAUSE FACILITIES MAY HAVE MULTIPLE HANDLING METHODS.

# ARKANSAS

## 1995 WASTE MANAGEMENT, CONTINUED

11 MANAGEMENT METHOD AND QUANTITY OF RCRA HAZARDOUS WASTE MANAGED BY NUMBER OF FACILITIES, 1995

| MANAGEMENT METHOD | SYSTEM TYPE CODE | QUANTITY MANAGED (TONS) | PERCENTAGE OF QUANTITY | NUMBER OF FACILITIES | PERCENTAGE OF FACILITIES |
|---|---|---|---|---|---|
| INCINERATION | M041-M049 | 145,756 | 56.8 | 5 | 35.7 |
| OTHER TREATMENT | M121-M129 | 122 | .0 | 4 | 28.6 |
| ENERGY RECOVERY (REUSE AS FUEL) | M051-M059 | 59,945 | 23.3 | 3 | 21.4 |
| SOLVENTS RECOVERY | M021-M029 | 5 | .0 | 2 | 14.3 |
| OTHER RECOVERY | M031-M039 | 305 | .1 | 1 | 7.1 |
| FUEL BLENDING | M061 | 39,217 | 15.3 | 1 | 7.1 |
| AQUEOUS INORGANIC TREATMENT | M071-M079 | 32 | .0 | 1 | 7.1 |
| AQUEOUS ORGANIC TREATMENT | M081-M089 | 11,356 | 4.4 | 1 | 7.1 |
| AQUEOUS ORGANIC AND INORGANIC TREATMENT | M091-M099 | 72 | .0 | 1 | 7.1 |
| TOTAL | | 256,809 | 100.0 | 14 | |

NOTE: QUANTITY MANAGED ONLY BY STORAGE IS EXCLUDED.
FACILITIES WITH ONLY STORAGE UNITS ARE EXCLUDED.
COLUMNS MAY NOT SUM DUE TO ROUNDING.
COLUMNS MAY NOT SUM TO TOTAL BECAUSE FACILITIES MAY HAVE MULTIPLE HANDLING METHODS.

12 QUANTITY AND PERCENTAGE OF RCRA HAZARDOUS WASTEWATER AND NON-WASTEWATER MANAGED IN 1995

| MANAGEMENT TYPE | TONS MANAGED | PERCENTAGE |
|---|---|---|
| WASTEWATER | 35,288 | 13.7 |
| NON-WASTEWATER | 221,522 | 86.3 |
| TOTAL | 256,809 | 100.0 |

## ARKANSAS

### 1995 WASTE SHIPMENTS

13 NUMBER OF RCRA HAZARDOUS WASTE SHIPPERS: 200

14 QUANITIY OF RCRA HAZARDOUS WASTE SHIPPED: 231,157 TONS

15 FIFTY LARGEST RCRA HAZARDOUS WASTE SHIPPERS, 1995

| RANK | EPA ID | SITE NAME | CITY | QUANTITY SHIPPED (TONS) |
|---|---|---|---|---|
| 1 | ARD981908890 | NUCOR YAMATO STEEL | BLYTHEVILLE | 49,021 |
| 2 | ARD981057870 | RINECO | BENTON | 48,059 |
| 3 | ARD069748192 | ENSCO INC | EL DORADO | 39,128 |
| 4 | ARD983278243 | NUCOR STEEL ARKANSAS | BLYTHEVILLE | 32,403 |
| 5 | ARD006354161 | REYNOLDS METALS CO GUM SPRINGS PLANT | GUM SPRINGS | 15,174 |
| 6 | ARD093792067 | CPS CHEMICAL COMPANY | W MEMPHIS | 5,834 |
| 7 | ARD052528809 | ALBEMARLE CORP SOUTH PLANT | MAGNOLIA | 5,518 |
| 8 | ARD053730701 | QUANEX MACSTEEL DIVISION | FT SMITH | 5,256 |
| 9 | ARD983287889 | GARRISON INDUSTRIES INC | EL DORADO | 3,445 |
| 10 | ARD990660649 | CEDAR CHEMICAL CORP | W HELENA | 2,161 |
| 11 | ARD139607048 | CYRO INDUSTRIES | OSCEOLA | 1,879 |
| 12 | ARD983267733 | BEKAERT CORPORATION | ROGERS | 1,771 |
| 13 | ARD043195429 | GREAT LAKES CHEMICAL CORP MAIN | EL DORADO | 1,761 |
| 14 | ARR000000547 | QUALITY BEARING SERVICE | LITTLE ROCK | 1,210 |
| 15 | ARD000709584 | SUPERIOR INDUSTRIES INTL INC | FAYETTEVILLE | 1,126 |
| 16 | ARD982552739 | ARKANSAS ARMY NATIONAL GUARD | N LITTLE ROCK | 1,109 |
| 17 | ARD982558561 | ALBEMARLE CORP WEST PLANT | MAGNOLIA | 1,056 |
| 18 | AR0213820707 | US ARMY PINE BLUFF ARSENAL | PINE BLUFF | 887 |
| 19 | ARD054575238 | SAFETY KLEEN CORP | LITTLE ROCK | 879 |
| 20 | ARD067671313 | WEYERHAEUSER DEQUEEN TREATING PLANT | DEQUEEN | 836 |
| 21 | ARD043192988 | GEORGIA PACIFIC ASHDOWN | ASHDOWN | 678 |
| 22 | ARD983267600 | TOKUSEN USA INC | CONWAY | 667 |
| 23 | ARD000021998 | LION OIL COMPANY | EL DORADO | 479 |
| 24 | ARD982558595 | ARKANSAS GALVANIZING INC | PRAIRIE GROVE | 477 |
| 25 | ARD000709733 | SAFETY KLEEN CORP | FT SMITH | 470 |
| 26 | AR0000064311 | REMINGTON ARMS CO INC | LONOKE | 467 |
| 27 | ARD008052474 | GE RAILCAR REPAIR SERVICE | TEXARKANA | 459 |
| 28 | ARD983272485 | TREFILARBED ARKANSAS INC | PINE BLUFF | 422 |
| 29 | ARD007240716 | AMERON PROTECTIVE COATINGS | LITTLE ROCK | 409 |
| 30 | ARD983275504 | RAYTHEON AIRCRAFT COMPANY | LITTLE ROCK | 387 |
| 31 | ARD059634659 | GUARDSMAN PRODUCTS INC | LITTLE ROCK | 348 |
| 32 | ARD092923184 | BRYCE CORPORATION | SEARCY | 344 |
| 33 | AR0000885889 | IMI-TECH CORPORATION | MAGNOLIA | 296 |
| 34 | ARD093404143 | CENTURY TUBE CORPORATION | PINE BLUFF | 259 |
| 35 | ARD089234884 | EASTMAN CHEMICAL CO ARK DIV | BATESVILLE | 256 |
| 36 | ARD006344972 | BALL METAL FOOD CONTAINER CORPORATION | SPRINGDALE | 248 |
| 37 | ARD062145388 | NESTE POLYESTER INC | FT SMITH | 246 |
| 38 | ARD049984214 | DARLING STORE FIXTURES | PARAGOULD | 234 |
| 39 | ARD980867642 | SR OF ARKANSAS | WILSON | 196 |
| 40 | ARD983274143 | WAL MART RETURN CENTER | BENTONVILLE | 186 |
| 41 | ARD006344824 | KOPPERS INDUSTRIES INC | N LITTLE ROCK | 153 |
| 42 | ARD044484780 | DANAHER TOOL GROUP SPRINGDALE OPS | SPRINGDALE | 152 |
| 43 | ARD990869737 | CROSS OIL REFINING & MARKETING | SMACKOVER | 132 |
| 44 | ARD000388983 | STERLING PLUMBING GROUP | SHERIDAN | 129 |
| 45 | ARD059637710 | VIRCO MFG CORPORATION | CONWAY | 126 |
| 46 | ARD006338099 | CLARIDGE PRODUCTS | HARRISON | 124 |
| 47 | ARD030414494 | HELENA CHEMICAL COMPANY | W HELENA | 123 |
| 48 | ARD006354294 | WHITE-RODGERS COMPANY | BATESVILLE | 120 |
| 49 | ARD983273590 | CRANE KEMLITE COMPANY INC | JONESBORO | 116 |
| 50 | ARD008049298 | AMFUEL PLANT I | MAGNOLIA | 103 |
| TOTAL | | | | 227,321 |

NOTE: COLUMNS MAY NOT SUM DUE TO ROUNDING.
STATE MAY HAVE FEWER THAN FIFTY SHIPPERS.

# ARKANSAS

## 1995 WASTE RECEIPTS

16 NUMBER OF RCRA HAZARDOUS WASTE RECEIVERS: 11

17 QUANITIY OF RCRA HAZARDOUS WASTE RECEIVED: 215,819 TONS

18 FIFTY LARGEST RCRA HAZARDOUS WASTE RECEIVERS, 1995

| RANK | EPA ID | SITE NAME | CITY | QUANTITY RECEIVED (TONS) |
|---|---|---|---|---|
| 1 | ARD006354161 | REYNOLDS METALS CO GUM SPRINGS PLANT | GUM SPRINGS | 72,519 |
| 2 | ARD981512270 | ASH GROVE CEMENT COMPANY | FOREMAN | 52,472 |
| 3 | ARD069748192 | ENSCO INC | EL DORADO | 48,233 |
| 4 | ARD981057870 | RINECO | BENTON | 40,431 |
| 5 | ARD089234884 | EASTMAN CHEMICAL CO ARK DIV | BATESVILLE | 846 |
| 6 | ARD054575238 | SAFETY KLEEN CORP | LITTLE ROCK | 718 |
| 7 | ARD052528809 | ALBEMARLE CORP SOUTH PLANT | MAGNOLIA | 305 |
| 8 | ARD000709733 | SAFETY KLEEN CORP | FT SMITH | 287 |
| 9 | ARD980867873 | TRACOR AEROSPACE R1/R15 FACILITY | E CAMDEN | 7 |
| 10 | AR6140090006 | USEPA INCINERATION RESEARCH FACILITY | JEFFERSON | 0 |
| 11 | AR0213820707 | US ARMY PINE BLUFF ARSENAL | PINE BLUFF | 0 |
| TOTAL | | | | 215,819 |

NOTE: COLUMNS MAY NOT SUM DUE TO ROUNDING.
STATE MAY HAVE FEWER THAN FIFTY FACILITIES THAT RECEIVED WASTE.

## ARKANSAS

### 1995 WASTE RECEIPTS, CONTINUED

19 QUANTITY OF RCRA HAZARDOUS WASTE MANAGED, BY MANGEMENT METHOD, LIMITED TO WASTE RECEIVED FROM OFFSITE, 1995

| MANAGEMENT METHOD | SYSTEM TYPE CODE | QUANTITY MANAGED (TONS) | PERCENTAGE OF QUANTITY | NUMBER OF FACILITIES | PERCENTAGE OF FACILITIES |
|---|---|---|---|---|---|
| SOLVENTS RECOVERY | M021-M029 | 1 | .0 | 1 | 11.1 |
| OTHER RECOVERY | M031-M039 | 305 | .1 | 1 | 11.1 |
| INCINERATION | M041-M049 | 119,235 | 56.1 | 5 | 55.6 |
| ENERGY RECOVERY (REUSE AS FUEL) | M051-M059 | 53,685 | 25.3 | 2 | 22.2 |
| FUEL BLENDING | M061 | 39,217 | 18.5 | 1 | 11.1 |
| OTHER TREATMENT | M121-M129 | 7 | .0 | 1 | 11.1 |
| TOTAL | | 212,450 | 100.0 | 9 | |

20 MANAGEMENT METHOD, BY QUANTITY OF RCRA HAZARDOUS WASTE MANAGED, LIMITED TO WASTE RECEIVED FROM OFFSITE, 1995

| MANAGEMENT METHOD | SYSTEM TYPE CODE | QUANTITY MANAGED (TONS) | PERCENTAGE OF QUANTITY | NUMBER OF FACILITIES | PERCENTAGE OF FACILITIES |
|---|---|---|---|---|---|
| INCINERATION | M041-M049 | 119,235 | 56.1 | 5 | 55.6 |
| ENERGY RECOVERY (REUSE AS FUEL) | M051-M059 | 53,685 | 25.3 | 2 | 22.2 |
| FUEL BLENDING | M061 | 39,217 | 18.5 | 1 | 11.1 |
| OTHER RECOVERY | M031-M039 | 305 | .1 | 1 | 11.1 |
| OTHER TREATMENT | M121-M129 | 7 | .0 | 1 | 11.1 |
| SOLVENTS RECOVERY | M021-M029 | 1 | .0 | 1 | 11.1 |
| TOTAL | | 212,450 | 100.0 | 9 | |

NOTE: QUANTITY MANAGED ONLY BY STORAGE IS EXCLUDED.
FACILITIES WITH ONLY STORAGE UNITS ARE EXCLUDED.
COLUMNS MAY NOT SUM DUE TO ROUNDING.
COLUMNS MAY NOT SUM TO TOTAL BECAUSE FACILITIES MAY HAVE MULTIPLE HANDLING METHODS.

# ARKANSAS

## 1995 WASTE RECEIPTS, CONTINUED

21 MANAGEMENT METHOD AND QUANTITY OF RCRA HAZARDOUS WASTE MANAGED, BY NUMBER OF FACILITIES, LIMITED TO WASTE RECEIVED FROM OFF SITE, 1995

| MANAGEMENT METHOD | SYSTEM TYPE CODE | QUANTITY MANAGED (TONS) | PERCENTAGE OF QUANTITY | NUMBER OF FACILITIES | PERCENTAGE OF FACILITIES |
|---|---|---|---|---|---|
| INCINERATION | M041-M049 | 119,235 | 56.1 | 5 | 55.6 |
| ENERGY RECOVERY (REUSE AS FUEL) | M051-M059 | 53,685 | 25.3 | 2 | 22.2 |
| SOLVENTS RECOVERY | M021-M029 | 1 | .0 | 1 | 11.1 |
| OTHER RECOVERY | M031-M039 | 305 | .1 | 1 | 11.1 |
| FUEL BLENDING | M061 | 39,217 | 18.5 | 1 | 11.1 |
| OTHER TREATMENT | M121-M129 | 7 | .0 | 1 | 11.1 |
| TOTAL | | 212,450 | 100.0 | 9 | |

NOTE: QUANTITY MANAGED ONLY BY STORAGE IS EXCLUDED.
FACILITIES WITH ONLY STORAGE UNITS ARE EXCLUDED.
COLUMNS MAY NOT SUM DUE TO ROUNDING.
COLUMNS MAY NOT SUM TO TOTAL BECAUSE FACILITIES MAY HAVE MULTIPLE HANDLING METHODS.

## ARKANSAS

### 1995 IMPORTS AND EXPORTS

| | | | |
|---|---|---|---|
| 22 | QUANTITY OF RCRA HAZARDOUS WASTE IMPORTED: | 206,558 | TONS |
| 23 | QUANTITY OF RCRA HAZARDOUS WASTE EXPORTED: | 220,268 | TONS |

# CALIFORNIA

## 1995 WASTE GENERATION

1 NUMBER OF RCRA LARGE QUANTITY GENERATORS (LQGS): 1,635

2 QUANTITY OF RCRA HAZARDOUS WASTE GENERATED: 17,029,474

3 FIFTY LARGEST RCRA HAZARDOUS WASTE GENERATORS IN THE STATE, 1995

| RANK | EPA ID | SITE NAME | CITY | TOTAL GENERATED (TONS) |
|---|---|---|---|---|
| 1 | CAD009164021 | SHELL OIL COMPANY | MARTINEZ | 8,507,324 |
| 2 | CAD009108705 | UNOCAL - SAN FRANCISCO REFINERY | RODEO | 4,098,876 |
| 3 | CAD008302903 | CHEMICAL WASTE MANAGEMENT-AZUSA FACILITY | AZUSA | 1,987,538 |
| 4 | CAD066233966 | QUEMETCO, INC. | CITY OF INDUSTRY | 370,194 |
| 5 | CAD097854541 | GNB BATTERY TECHNOLOGIES | LOS ANGELES | 360,277 |
| 6 | CAD990843989 | IBM CORPORATION-STORAGE SYSTEMS DIVISION | SAN JOSE | 327,167 |
| 7 | CAD097030993 | NORRIS ENVIRONMENTAL SERVICES, INC. | VERNON | 138,895 |
| 8 | CAD009438300 | CPI-EIMAC DIVISION | SAN CARLOS | 106,037 |
| 9 | CAT000614081 | ROHM CORPORATION | SUNNYVALE | 92,061 |
| 10 | CAD008488025 | PHIBRO-TECH, INC. | SANTA FE SPRINGS | 81,488 |
| 11 | CAD067786749 | BKK LANDFILL | WEST COVINA | 58,172 |
| 12 | CAD046442612 | GARDENA PLATING COMPANY | GARDENA | 49,613 |
| 13 | CAD059498899 | MARTEX CIRCUITS | MOUNTAIN VIEW | 49,160 |
| 14 | CAD043237486 | CHEVRON CHEMICAL COMPANY | RICHMOND | 47,822 |
| 15 | CAT000625111 | SFPP, L.P. | ORANGE | 46,731 |
| 16 | CAD076053701 | INTERMETRO INDUSTRIES CORP. | CUCAMONGA | 35,078 |
| 17 | CAD982029225 | PASMINCO INCORPORATED | TORRANCE | 32,302 |
| 18 | CA6170023109 | LONG BEACH NAVAL SHIPYARD | LONG BEACH | 28,519 |
| 19 | CAD076316355 | APOGEE ENGINEERING | SAN JOSE | 28,420 |
| 20 | CAD008336901 | CHEVRON USA PRODUCT | EL SEGUNDO | 27,535 |
| 21 | CAD982484826 | UNIVERSAL CIRCUITS | SANTA ANA | 26,454 |
| 22 | CAT000646117 | CHEMICAL WASTE MANAGEMENT, INC KETTLEMAN | KETTLEMAN CITY | 24,622 |
| 23 | CAD041520644 | TEXACO LOS ANGELES PLANT | WILMINGTON | 20,513 |
| 24 | CAT000646182 | INDY ELECTRONICS DBA ALPHATEC | MANTECA | 19,308 |
| 25 | CAD069135846 | SIGMA CIRCUITS, NORTHERN CA DIVISION | SANTA CLARA | 18,640 |
| 26 | CAD982361404 | TAMCO | RANCHO CUCAMONGA | 17,074 |
| 27 | CAD062525985 | ROCKWELL WIRELESS COMMUNICATIONS DIV. | NEWBURY PARK | 16,389 |
| 28 | CAD009452657 | ROMIC ENVIRONMENTAL TECHNOLOGIES CORP. | EAST PALO ALTO | 15,974 |
| 29 | CAD098385875 | CONEJO CIRCUITS, INC. | NEWBURY PARK | 15,281 |
| 30 | CAD009150194 | USS-POSCO INDUSTRIES | PITTSBURG | 13,230 |
| 31 | CAD000060012 | IT CORPORATION--PANOCHE FACILITY | BENICIA | 11,506 |
| 32 | CAD981635741 | PRIME PLATING, INC. | SUN VALLEY | 11,293 |
| 33 | CAD059494310 | SOLVENT SERVICE CO, INC. | SAN JOSE | 10,711 |
| 34 | CAD980673347 | U.S. CIRCUIT, INC. | ESCONDIDO | 10,655 |
| 35 | CAD064467996 | RICOH ELECTRONICS, INC. | IRVINE | 10,520 |
| 36 | CAD044429835 | ENSCO WEST INC. | WILMINGTON | 8,885 |
| 37 | CAD060763596 | HARTWELL CORPORATION | RANCHO CUCAMONGA | 8,833 |
| 38 | CA6170024289 | NAVAL STATION SAN DIEGO | SAN DIEGO | 8,117 |
| 39 | CA7170090016 | NAVAL AIR STATION, NORTH ISLAND | SAN DIEGO | 7,543 |
| 40 | CAT080011133 | SFPP, L.P. - CONCORD STATION | CONCORD | 6,923 |
| 41 | CAD009120817 | VARIAN ASSOCIATES, INC. | PALO ALTO | 6,569 |
| 42 | CAD008383523 | PACIFIC TUBE COMPANY | LOS ANGELES | 6,027 |
| 43 | CAD088504881 | KINSBURSKY BROTHERS SUPPLY, INC. | ANAHEIM | 5,880 |
| 44 | CAD048645444 | BECKMAN INSTRUMENTS, INC. | PORTERVILLE | 5,459 |
| 45 | CAD000030494 | AEROJET SACRAMENTO OPERATIONS | RANCHO CORDOVA | 5,402 |
| 46 | CAD008237679 | 76 PRODUCTS COMPANY-LAR WILMINGTON | WILMINGTON | 5,378 |
| 47 | CAD983577537 | CONTRA COSTA CARBON PLANT | RODEO | 5,103 |
| 48 | CA4890008986 | LAWRENCE BERKELEY NATIONAL LABORATORY | BERKELEY | 4,963 |
| 49 | CAD009114919 | CHEVRON PRODUCTS COMPANY | RICHMOND | 4,879 |
| 50 | CAT080011232 | SFPP, L.P. | SACRAMENTO | 4,564 |
| TOTAL | | | | 16,809,904 |

NOTE: STATE MAY HAVE FEWER THAN FIFTY GENERATORS.

## CALIFORNIA

### 1995 WASTE GENERATION, CONTINUED

4 QUANTITIES OF WASTE GENERATED IN 1995 THAT WERE

- REPORTED WITH ONLY CHARACTERISTIC WASTE CODES
- REPORTED WITH ONLY LISTED WASTE CODES
- REPORTED WITH BOTH CHARACTERISTIC AND LISTED WASTE CODES

| WASTE HAS ONLY CHARACTERISTIC CODES | TONS OF WASTE GENERATED | WASTE HAS ONLY LISTED CODES | TONS OF WASTE GENERATED | WASTE HAS BOTH CHARACTERISTIC AND LISTED CODES | TONS OF WASTE GENERATED |
|---|---|---|---|---|---|
| ONLY IGNITABLE | 17,169 | ONLY AN F CODE | 2,187,111 | | |
| ONLY CORROSIVE | 654,117 | ONLY A K CODE | 66,013 | | |
| ONLY REACTIVE | 319 | ONLY A P CODE | 47 | | |
| ONLY D004-17 | 868,978 | ONLY A U CODE | 2,630 | | |
| ONLY D018-43 | 12,336,673 | | | | |
| HAS MORE THAN ONE CHARACTERISTIC CODE | 792,824 | HAS MORE THAN ONE LISTED CODE | 2,203 | | |
| TOTAL | 14,670,080 | TOTAL | 2,258,004 | TOTAL CHAR. AND LISTED | 100,829 |

5 QUANTITIES OF WASTE GENERATED IN 1995 THAT WERE MULTIPLY CODED

| WASTE HAS ONLY CHARACTERISTIC CODES BUT MORE THAN ONE APPLIES | TONS OF WASTE GENERATED | ONLY LISTED CODES BUT HAS MORE THAN ONE | TONS OF WASTE GENERATED | BOTH CHAR. & LISTED CODES | TONS OF WASTE GENERATE |
|---|---|---|---|---|---|
| HAS IGNITABLE CODE | 18,736 | | | IGN. W/ AT LEAST 1 LSTD | 51,11 |
| HAS CORROSIVE CODE | 773,141 | | | CORR. W/ AT LEAST 1 LSTD | 20,52 |
| HAS REACTIVE CODE | 886 | | | REACT. W/ AT LEAST 1 LSTD | 10,45 |
| HAS D004-D017 CODE | 782,003 | | | D004-17 W/ AT LEAST 1 LSTD | 64,68 |
| HAS D018-D043 CODE | 16,213 | | | D018-43 W/ AT LEAST 1 LSTD | 39,77 |
| | | HAS AN F CODE | 2,165 | F WASTE W/ AT LEAST 1 CHAR | 90,13 |
| | | HAS A K CODE | 1,719 | K WASTE W/ AT LEAST 1 CHAR | 7,24 |
| | | HAS A P CODE | 220 | P WASTE W/ AT LEAST 1 CHAR | 3,70 |
| | | HAS A U CODE | 301 | U WASTE W/ AT LEAST 1 CHAR | 20,33 |
| TOTAL | 792,824 | TOTAL | 2,203 | TOTAL | 100,82 |

NOTE: COLUMNS DO NOT SUM TO TOTAL BECAUSE A WASTE CODE MAY APPLY TO MORE THAN ONE WASTE.
MIXTURES WITH IGNITABLE, CORROSIVE, REACTIVE, D004-17, AND D018-43 CHARACTERISTIC CODES ALSO MAY CONTAIN OTHER CHARACTERISTIC WASTE CODES.
SIMILARLY, WASTES WITH F,K,P, AND U LISTED CODES MAY HAVE OTHER LISTED WASTE CODES.

# CALIFORNIA

## 1995 WASTE MANAGEMENT

6 NUMBER OF RCRA TSD FACILITIES: 137

7 QUANITY OF RCRA HAZARDOUS WASTE MANAGED: 16,224,855 TONS

8 FIFTY LARGEST RCRA HAZARDOUS WASTE MANAGEMENT FACILITIES, 1995

| RANK | EPA ID | SITE NAME | CITY | TONS OF WASTE MANAGED |
|---|---|---|---|---|
| 1 | CAD009164021 | SHELL OIL COMPANY | MARTINEZ | 8,504,969 |
| 2 | CAD009108705 | UNOCAL - SAN FRANCISCO REFINERY | RODEO | 4,098,659 |
| 3 | CAD008302903 | CHEMICAL WASTE MANAGEMENT-AZUSA FACILITY | AZUSA | 1,113,922 |
| 4 | CAD093365435 | ROCKWELL/ROCKETDYNE/SSFL | SIMI HILLS | 493,849 |
| 5 | CAD097030993 | NORRIS ENVIRONMENTAL SERVICES, INC. | VERNON | 374,057 |
| 6 | CAD097854541 | GNB BATTERY TECHNOLOGIES | LOS ANGELES | 357,999 |
| 7 | CAD066233966 | QUEMETCO, INC. | CITY OF INDUSTRY | 353,631 |
| 8 | CAD990843989 | IBM CORPORATION-STORAGE SYSTEMS DIVISION | SAN JOSE | 326,341 |
| 9 | CAD008488025 | PHIBRO-TECH, INC. | SANTA FE SPRINGS | 114,016 |
| 10 | CA1800090010 | ROCKWELL INTL/ROCKETDYNE/SSFL/NASA | SIMI HILLS | 77,026 |
| 11 | CAD067786749 | BKK LANDFILL | WEST COVINA | 57,981 |
| 12 | CAD043237486 | CHEVRON CHEMICAL COMPANY | RICHMOND | 47,568 |
| 13 | CA6170023109 | LONG BEACH NAVAL SHIPYARD | LONG BEACH | 26,030 |
| 14 | CAD093459485 | SAFETY-KLEEN CORP. | REEDLEY | 24,469 |
| 15 | CAD008336901 | CHEVRON USA PRODUCT | EL SEGUNDO | 23,847 |
| 16 | CAT000646117 | CHEMICAL WASTE MANAGEMENT, INC KETTLEMAN | KETTLEMAN CITY | 21,717 |
| 17 | CAD009452657 | ROMIC ENVIRONMENTAL TECHNOLOGIES CORP. | EAST PALO ALTO | 20,977 |
| 18 | CAD982444887 | NATIONAL CEMENT COMPANY | LEBEC | 18,509 |
| 19 | CAD041520644 | TEXACO LOS ANGELES PLANT | WILMINGTON | 17,577 |
| 20 | CAD000633164 | LAIDLAW ENVIRONMENTAL SERVICES INC. | WESTMORLAND | 13,891 |
| 21 | CAD009150194 | USS-POSCO INDUSTRIES | PITTSBURG | 12,051 |
| 22 | CAD000060012 | IT CORPORATION--PANOCHE FACILITY | BENICIA | 11,506 |
| 23 | CAD059494310 | SOLVENT SERVICE CO, INC. | SAN JOSE | 10,754 |
| 24 | CAD050806850 | ROLLINS OPC INC. | LOS ANGELES | 9,509 |
| 25 | CAD088504881 | KINSBURSKY BROTHERS SUPPLY, INC. | ANAHEIM | 9,225 |
| 26 | CAD008252405 | PACIFIC RESOURCE RECOVERY | LOS ANGELES | 8,647 |
| 27 | CAD009120817 | VARIAN ASSOCIATES, INC. | PALO ALTO | 6,507 |
| 28 | CA7170090016 | NAVAL AIR STATION, NORTH ISLAND | SAN DIEGO | 5,747 |
| 29 | CAD048645444 | BECKMAN INSTRUMENTS, INC. | PORTERVILLE | 5,401 |
| 30 | CAD980675276 | LAIDLAW ENVIRIONMENTAL SERVICES | BUTTONWILLOW | 5,392 |
| 31 | CAD043260702 | GIBSON ENVIRONMENTAL | REDWOOD CITY | 5,292 |
| 32 | CA4890008986 | LAWRENCE BERKELEY NATIONAL LABORATORY | BERKELEY | 4,907 |
| 33 | CAD008364432 | RHO-CHEM FACILITY | INGLEWOOD | 4,732 |
| 34 | CAD000030494 | AEROJET SACRAMENTO OPERATIONS | RANCHO CORDOVA | 4,506 |
| 35 | CAD980881676 | 76 PRODUCTS COMPANY-LAR CARSON PLANT | CARSON | 3,569 |
| 36 | CAD980883177 | GIBSON ENVIRONMENTAL | BAKERSFIELD | 3,317 |
| 37 | CA7210020759 | RIVERBANK ARMY AMMUNITION PLANT | RIVERBANK | 3,200 |
| 38 | CAD009114919 | CHEVRON PRODUCTS COMPANY | RICHMOND | 3,085 |
| 39 | CAD044429835 | ENSCO WEST INC. | WILMINGTON | 3,003 |
| 40 | CAD981160948 | PHIBRO-TECH, INC. | UNION CITY | 2,915 |
| 41 | CAD028409019 | CROSBY AND OVERTON, INC. | LONG BEACH | 2,613 |
| 42 | CAD009539321 | MOLYCORP, INC., MOUNTAIN PASS, CA | MOUNTAIN PASS | 2,203 |
| 43 | CAD076180843 | MCWHORTER TECHNOLOGIES, INC. | LYNWOOD | 2,054 |
| 44 | CAR000003863 | COMMUNICATIONS AND POWER INDUSTRIES, INC | PALO ALTO | 2,018 |
| 45 | CAD044046274 | ASHLAND CHEMICAL CO. | COMMERCE | 1,820 |
| 46 | CAD009125535 | LOCKHEED MARTIN MISSILES AND SPACE | SUNNYVALE | 1,140 |
| 47 | CAD093435022 | CERTAINTEAD CORPORATION | CHOWCHILLA | 957 |
| 48 | CAT080010101 | APPROPRIATE TECHNOLOGIES II, INC. | CHULA VISTA | 705 |
| 49 | CAD990833006 | TELEDYNE RELAYS | HAWTHORNE | 549 |
| 50 | CAD076528678 | DOW CHEMICAL - PITTSBURG | PITTSBURG | 205 |
| TOTAL | | | | 16,224,561 |

NOTE: COLUMNS MAY NOT SUM DUE TO ROUNDING.
STATE MAY HAVE FEWER THAN FIFTY FACILITIES THAT MANAGED WASTE.
QUANTITY MANAGED ONLY BY STORAGE IS EXCLUDED.

## CALIFORNIA

### 1995 WASTE MANAGEMENT, CONTINUED

9 QUANTITY OF RCRA HAZARDOUS WASTE MANAGED BY MANAGEMENT METHOD, 1995

| MANAGEMENT METHOD | SYSTEM TYPE CODE | QUANTITY MANAGED (TONS) | PERCENTAGE OF QUANTITY | NUMBER OF FACILITIES | PERCENTAGE OF FACILITIES |
|---|---|---|---|---|---|
| METALS RECOVERY (FOR REUSE) | M011-M019 | 38,463 | .2 | 4 | 6.8 |
| SOLVENTS RECOVERY | M021-M029 | 37,510 | .2 | 9 | 15.3 |
| OTHER RECOVERY | M031-M039 | 35,214 | .2 | 5 | 8.5 |
| INCINERATION | M041-M049 | 66,802 | .4 | 8 | 13.6 |
| ENERGY RECOVERY (REUSE AS FUEL) | M051-M059 | 18,523 | .1 | 2 | 3.4 |
| FUEL BLENDING | M061 | 31,824 | .2 | 6 | 10.2 |
| AQUEOUS INORGANIC TREATMENT | M071-M079 | 1,514,847 | 9.3 | 23 | 39.0 |
| AQUEOUS ORGANIC TREATMENT | M081-M089 | 10,489,392 | 64.7 | 9 | 15.3 |
| AQUEOUS ORGANIC AND INORGANIC TREATMENT | M091-M099 | 3,749,786 | 23.1 | 4 | 6.8 |
| SLUDGE TREATMENT | M101-M109 | 26,591 | .2 | 3 | 5.1 |
| STABILIZATION | M111-M119 | 15,446 | .1 | 7 | 11.9 |
| OTHER TREATMENT | M121-M129 | 193,199 | 1.2 | 24 | 40.7 |
| LANDFILL | M132 | 7,138 | .0 | 5 | 8.5 |
| SURFACE IMPOUNDMENT | M133 | 101 | .0 | 1 | 1.7 |
| UNKNOWN SYSTEM DUE TO INVALID CODE | UNKNOWN-- | 20 | .0 | 1 | 1.7 |
| TOTAL | | 16,224,855 | 100.0 | 59 | |

10 MANAGEMENT METHOD, BY QUANTITY OF RCRA HAZARDOUS WASTE MANAGED, 1995

| MANAGEMENT METHOD | SYSTEM TYPE CODE | QUANTITY MANAGED (TONS) | PERCENTAGE OF QUANTITY | NUMBER OF FACILITIES | PERCENTAGE OF FACILITIES |
|---|---|---|---|---|---|
| AQUEOUS ORGANIC TREATMENT | M081-M089 | 10,489,392 | 64.7 | 9 | 15.3 |
| AQUEOUS ORGANIC AND INORGANIC TREATMENT | M091-M099 | 3,749,786 | 23.1 | 4 | 6.8 |
| AQUEOUS INORGANIC TREATMENT | M071-M079 | 1,514,847 | 9.3 | 23 | 39.0 |
| OTHER TREATMENT | M121-M129 | 193,199 | 1.2 | 24 | 40.7 |
| INCINERATION | M041-M049 | 66,802 | .4 | 8 | 13.6 |
| METALS RECOVERY (FOR REUSE) | M011-M019 | 38,463 | .2 | 4 | 6.8 |
| SOLVENTS RECOVERY | M021-M029 | 37,510 | .2 | 9 | 15.3 |
| OTHER RECOVERY | M031-M039 | 35,214 | .2 | 5 | 8.5 |
| FUEL BLENDING | M061 | 31,824 | .2 | 6 | 10.2 |
| SLUDGE TREATMENT | M101-M109 | 26,591 | .2 | 3 | 5.1 |
| ENERGY RECOVERY (REUSE AS FUEL) | M051-M059 | 18,523 | .1 | 2 | 3.4 |
| STABILIZATION | M111-M119 | 15,446 | .1 | 7 | 11.9 |
| LANDFILL | M132 | 7,138 | .0 | 5 | 8.5 |
| SURFACE IMPOUNDMENT | M133 | 101 | .0 | 1 | 1.7 |
| UNKNOWN SYSTEM DUE TO INVALID CODE | UNKNOWN-- | 20 | .0 | 1 | 1.7 |
| TOTAL | | 16,224,855 | 100.0 | 59 | |

NOTE: QUANTITY MANAGED ONLY BY STORAGE IS EXCLUDED.
FACILITIES WITH ONLY STORAGE UNITS ARE EXCLUDED.
COLUMNS MAY NOT SUM DUE TO ROUNDING.
COLUMNS MAY NOT SUM TO TOTAL BECAUSE FACILITIES MAY HAVE MULTIPLE HANDLING METHODS.

# CALIFORNIA

## 1995 WASTE MANAGEMENT, CONTINUED

11 MANAGEMENT METHOD AND QUANTITY OF RCRA HAZARDOUS WASTE MANAGED BY NUMBER OF FACILITIES, 1995

| MANAGEMENT METHOD | SYSTEM TYPE CODE | QUANTITY MANAGED (TONS) | PERCENTAGE OF QUANTITY | NUMBER OF FACILITIES | PERCENTAGE OF FACILITIES |
|---|---|---|---|---|---|
| OTHER TREATMENT | M121-M129 | 193,199 | 1.2 | 24 | 40.7 |
| AQUEOUS INORGANIC TREATMENT | M071-M079 | 1,514,847 | 9.3 | 23 | 39.0 |
| SOLVENTS RECOVERY | M021-M029 | 37,510 | .2 | 9 | 15.3 |
| AQUEOUS ORGANIC TREATMENT | M081-M089 | 10,489,392 | 64.7 | 9 | 15.3 |
| INCINERATION | M041-M049 | 66,802 | .4 | 8 | 13.6 |
| STABILIZATION | M111-M119 | 15,446 | .1 | 7 | 11.9 |
| FUEL BLENDING | M061 | 31,824 | .2 | 6 | 10.2 |
| OTHER RECOVERY | M031-M039 | 35,214 | .2 | 5 | 8.5 |
| LANDFILL | M132 | 7,138 | .0 | 5 | 8.5 |
| METALS RECOVERY (FOR REUSE) | M011-M019 | 38,463 | .2 | 4 | 6.8 |
| AQUEOUS ORGANIC AND INORGANIC TREATMENT | M091-M099 | 3,749,786 | 23.1 | 4 | 6.8 |
| SLUDGE TREATMENT | M101-M109 | 26,591 | .2 | 3 | 5.1 |
| ENERGY RECOVERY (REUSE AS FUEL) | M051-M059 | 18,523 | .1 | 2 | 3.4 |
| SURFACE IMPOUNDMENT | M133 | 101 | .0 | 1 | 1.7 |
| UNKNOWN SYSTEM DUE TO INVALID CODE | UNKNOWN-- | 20 | .0 | 1 | 1.7 |
| TOTAL | | 16,224,855 | 100.0 | 59 | |

NOTE: QUANTITY MANAGED ONLY BY STORAGE IS EXCLUDED.
FACILITIES WITH ONLY STORAGE UNITS ARE EXCLUDED.
COLUMNS MAY NOT SUM DUE TO ROUNDING.
COLUMNS MAY NOT SUM TO TOTAL BECAUSE FACILITIES MAY HAVE MULTIPLE HANDLING METHODS.

12 QUANTITY AND PERCENTAGE OF RCRA HAZARDOUS WASTEWATER AND NON-WASTEWATER MANAGED IN 1995

| MANAGEMENT TYPE | TONS MANAGED | PERCENTAGE |
|---|---|---|
| WASTEWATER | 15,999,534 | 98.6 |
| NON-WASTEWATER | 225,320 | 1.4 |
| TOTAL | 16,224,855 | 100.0 |

## CALIFORNIA

### 1995 WASTE SHIPMENTS

13 NUMBER OF RCRA HAZARDOUS WASTE SHIPPERS: 1627

14 QUANITIY OF RCRA HAZARDOUS WASTE SHIPPED: 1,692,876 TONS

15 FIFTY LARGEST RCRA HAZARDOUS WASTE SHIPPERS, 1995

| RANK | EPA ID | SITE NAME | CITY | QUANTITY SHIPPED (TONS) |
|---|---|---|---|---|
| 1 | CAD008302903 | CHEMICAL WASTE MANAGEMENT-AZUSA FACILITY | AZUSA | 886,838 |
| 2 | CAD982009417 | ANAHEIM PLATING INC. | ANAHEIM | 206,050 |
| 3 | CAD093435022 | CERTAINTEAD CORPORATION | CHOWCHILLA | 156,947 |
| 4 | CAD982029225 | PASMINCO INCORPORATED | TORRANCE | 32,302 |
| 5 | CAD066233966 | QUEMETCO, INC. | CITY OF INDUSTRY | 23,593 |
| 6 | CAD009452657 | ROMIC ENVIRONMENTAL TECHNOLOGIES CORP. | EAST PALO ALTO | 19,739 |
| 7 | CAD069135846 | SIGMA CIRCUITS, NORTHERN CA DIVISION | SANTA CLARA | 18,640 |
| 8 | CAD062525985 | ROCKWELL WIRELESS COMMUNICATIONS DIV. | NEWBURY PARK | 16,389 |
| 9 | CAD097854541 | GNB BATTERY TECHNOLOGIES | LOS ANGELES | 14,923 |
| 10 | CAD059494310 | SOLVENT SERVICE CO, INC. | SAN JOSE | 14,170 |
| 11 | CAD066113465 | SAFETY-KLEEN | FRESNO | 11,169 |
| 12 | CAD050806850 | ROLLINS OPC INC. | LOS ANGELES | 11,092 |
| 13 | CAT080010101 | APPROPRIATE TECHNOLOGIES II, INC. | CHULA VISTA | 10,296 |
| 14 | CAD982361404 | TAMCO | RANCHO CUCAMONGA | 9,581 |
| 15 | CAD044429835 | ENSCO WEST INC. | WILMINGTON | 9,551 |
| 16 | CAD097030993 | NORRIS ENVIRONMENTAL SERVICES, INC. | VERNON | 6,072 |
| 17 | CAD000088252 | STATEWIDE ENVIRONMENTAL SERVICES, INC. | LOS ANGELES | 5,935 |
| 18 | CAD088504881 | KINSBURSKY BROTHERS SUPPLY, INC. | ANAHEIM | 5,599 |
| 19 | CAT000613893 | SAFETY-KLEEN CORP. | EL MONTE | 5,576 |
| 20 | CAT000613976 | SAFETY-KLEEN | SANTA ANA | 4,971 |
| 21 | CAD008323396 | DELPHI DIVISION, GENERAL MOTORS CORP. | ANAHEIM | 4,284 |
| 22 | CAD001705235 | UNITED TECHNOLOGIES CORPORATION | SAN JOSE | 4,251 |
| 23 | CAD008237679 | 76 PRODUCTS COMPANY-LAR WILMINGTON | WILMINGTON | 4,041 |
| 24 | CAD982520421 | ZYCON CORPORATION | SANTA CLARA | 3,988 |
| 25 | CAD008252405 | PACIFIC RESOURCE RECOVERY | LOS ANGELES | 3,874 |
| 26 | CAD008336901 | CHEVRON USA PRODUCT | EL SEGUNDO | 3,688 |
| 27 | CAT000646117 | CHEMICAL WASTE MANAGEMENT, INC KETTLEMAN | KETTLEMAN CITY | 3,565 |
| 28 | CAD008364432 | RHO-CHEM FACILITY | INGLEWOOD | 3,223 |
| 29 | CAD000626655 | SIEMENS SOLAR INDUSTRIES, L.P. | CAMARILLO | 2,870 |
| 30 | CAD981160948 | PHIBRO-TECH, INC. | UNION CITY | 2,794 |
| 31 | CAT000613950 | SAFETY-KLEEN | RANCHO CORDOVA | 2,740 |
| 32 | CAD981375108 | FOLSOM ST. PRISON/CAL ST. PRISON-SAC | REPRESA | 2,661 |
| 33 | CAD008378044 | DOUGLAS AIRCRAFT COMPANY | LONG BEACH | 2,575 |
| 34 | CAD053044053 | SAFETY-KLEEN CORP. | OAKLAND | 2,482 |
| 35 | CA6170023109 | LONG BEACH NAVAL SHIPYARD | LONG BEACH | 2,405 |
| 36 | CAD009164021 | SHELL OIL COMPANY | MARTINEZ | 2,369 |
| 37 | CA7170090016 | NAVAL AIR STATION, NORTH ISLAND | SAN DIEGO | 2,274 |
| 38 | CAD982029969 | MODESTO ENERGY | WESTLEY | 2,038 |
| 39 | CA6170024289 | NAVAL STATION SAN DIEGO | SAN DIEGO | 2,015 |
| 40 | CAD093459485 | SAFETY-KLEEN CORP. | REEDLEY | 1,879 |
| 41 | CAD008323388 | JOHNSON CONTROLS BATTERY GROUP, INC. | FULLERTON | 1,808 |
| 42 | CAD980881510 | NEC ELECTRONICS, INC. | ROSEVILLE | 1,735 |
| 43 | CAD092694538 | ALPHA THERAPEUTIC CORPORATION | LOS ANGELES | 1,711 |
| 44 | CAT000613927 | SAFETY-KLEEN CORP. | HIGHLAND | 1,603 |
| 45 | CA8890016126 | STANFORD LINEAR ACCELERATOR CENTER | MENLO PARK | 1,548 |
| 46 | CA0001019694 | HUNTER'S POINT SHIPYARD SAN FRANCISCO | SAN FRANCISCO | 1,544 |
| 47 | CAT080013584 | DATA CIRCUIT SYSTEMS | SAN JOSE | 1,526 |
| 48 | CA4570024337 | MCCLELLAN AFB | MCCLELLAN AFB | 1,485 |
| 49 | CAD982412165 | TOPPAN WEST, INC. | SAN DIEGO | 1,441 |
| 50 | CAD982510802 | HERCO TECHNOLOGY CORPORATION | SAN DIEGO | 1,375 |
| TOTAL | | | | 1,545,226 |

NOTE: COLUMNS MAY NOT SUM DUE TO ROUNDING.
STATE MAY HAVE FEWER THAN FIFTY SHIPPERS.

# CALIFORNIA

## 1995 WASTE RECEIPTS

16 NUMBER OF RCRA HAZARDOUS WASTE RECEIVERS: 40

17 QUANITIY OF RCRA HAZARDOUS WASTE RECEIVED: 479,013 TONS

18 FIFTY LARGEST RCRA HAZARDOUS WASTE RECEIVERS, 1995

| RANK | EPA ID | SITE NAME | CITY | QUANTITY RECEIVED (TONS) |
|---|---|---|---|---|
| 1 | CAD097030993 | NORRIS ENVIRONMENTAL SERVICES, INC. | VERNON | 247,228 |
| 2 | CAD008488025 | PHIBRO-TECH, INC. | SANTA FE SPRINGS | 32,610 |
| 3 | CAD009452657 | ROMIC ENVIRONMENTAL TECHNOLOGIES CORP. | EAST PALO ALTO | 27,764 |
| 4 | CAD093459485 | SAFETY-KLEEN CORP. | REEDLEY | 25,171 |
| 5 | CAD982444887 | NATIONAL CEMENT COMPANY | LEBEC | 18,509 |
| 6 | CAD008302903 | CHEMICAL WASTE MANAGEMENT-AZUSA FACILITY | AZUSA | 18,470 |
| 7 | CAD000633164 | LAIDLAW ENVIRONMENTAL SERVICES INC. | WESTMORLAND | 13,891 |
| 8 | CAD059494310 | SOLVENT SERVICE CO, INC. | SAN JOSE | 12,578 |
| 9 | CAD050806850 | ROLLINS OPC INC. | LOS ANGELES | 11,054 |
| 10 | CAD097854541 | GNB BATTERY TECHNOLOGIES | LOS ANGELES | 10,629 |
| 11 | CAD066233966 | QUEMETCO, INC. | CITY OF INDUSTRY | 7,019 |
| 12 | CAD044429835 | ENSCO WEST INC. | WILMINGTON | 6,319 |
| 13 | CAD043260702 | GIBSON ENVIRONMENTAL | REDWOOD CITY | 5,292 |
| 14 | CAD980675276 | LAIDLAW ENVIRIONMENTAL SERVICES | BUTTONWILLOW | 4,979 |
| 15 | CAD008364432 | RHO-CHEM FACILITY | INGLEWOOD | 4,782 |
| 16 | CAD008252405 | PACIFIC RESOURCE RECOVERY | LOS ANGELES | 4,591 |
| 17 | CAT000613893 | SAFETY-KLEEN CORP. | EL MONTE | 4,133 |
| 18 | CAD980881676 | 76 PRODUCTS COMPANY-LAR CARSON PLANT | CARSON | 3,569 |
| 19 | CAD088504881 | KINSBURSKY BROTHERS SUPPLY, INC. | ANAHEIM | 3,465 |
| 20 | CAD980883177 | GIBSON ENVIRONMENTAL | BAKERSFIELD | 3,317 |
| 21 | CAD000088252 | STATEWIDE ENVIRONMENTAL SERVICES, INC. | LOS ANGELES | 2,942 |
| 22 | CAD028409019 | CROSBY AND OVERTON, INC. | LONG BEACH | 2,925 |
| 23 | CAD981160948 | PHIBRO-TECH, INC. | UNION CITY | 2,915 |
| 24 | CAD053044053 | SAFETY-KLEEN CORP. | OAKLAND | 2,225 |
| 25 | CAD066113465 | SAFETY-KLEEN | FRESNO | 1,062 |
| 26 | CA7170090016 | NAVAL AIR STATION, NORTH ISLAND | SAN DIEGO | 538 |
| 27 | CAT000613927 | SAFETY-KLEEN CORP. | HIGHLAND | 345 |
| 28 | CAD980884183 | CHEMICAL WASTE MANAGEMENT,INC. | RANCHO CORDOVA | 323 |
| 29 | CAD020161642 | DETREX CORPORATION | LOS ANGELES | 156 |
| 30 | CA6170024289 | NAVAL STATION SAN DIEGO | SAN DIEGO | 93 |
| 31 | CAD981422017 | OLYMPIC PCB STORAGE FACILITY | LOS ANGELES | 63 |
| 32 | CAD000633230 | HUGHES AIRCRAFT COMPANY, EOS, ESS | EL SEGUNDO | 25 |
| 33 | CAD051612802 | ANACOMP, INC. | SUNNYVALE | 14 |
| 34 | CA1170090012 | USDLA DRMO ALAMEDA | ALAMEDA | 6 |
| 35 | CAD008324949 | TRW SPACE & ELECTRONICS MANHATTAN BEACH | MANHATTAN BEACH | 4 |
| 36 | CAD060897063 | HUGHES SPACE AND COMMUNICATIONS COMPANY | EL SEGUNDO | 4 |
| 37 | CAD000633305 | DEP. OF WATER & POWER - CITY OF L.A. | LOS ANGELES | 2 |
| 38 | CA8170090023 | YERMO, MCLB, BARSTOW | BARSTOW | 1 |
| 39 | CAD990843989 | IBM CORPORATION-STORAGE SYSTEMS DIVISION | SAN JOSE | 1 |
| 40 | CA4890008986 | LAWRENCE BERKELEY NATIONAL LABORATORY | BERKELEY | 0 |
| TOTAL | | | | 479,013 |

NOTE: COLUMNS MAY NOT SUM DUE TO ROUNDING.
STATE MAY HAVE FEWER THAN FIFTY FACILITIES THAT RECEIVED WASTE.

## CALIFORNIA

### 1995 WASTE RECEIPTS, CONTINUED

19 QUANTITY OF RCRA HAZARDOUS WASTE MANAGED, BY MANGEMENT METHOD, LIMITED TO WASTE RECEIVED FROM OFFSITE, 1995

| MANAGEMENT METHOD | SYSTEM TYPE CODE | QUANTITY MANAGED (TONS) | PERCENTAGE OF QUANTITY | NUMBER OF FACILITIES | PERCENTAGE OF FACILITIES |
|---|---|---|---|---|---|
| METALS RECOVERY (FOR REUSE) | M011-M019 | 21,074 | 4.7 | 3 | 12.5 |
| SOLVENTS RECOVERY | M021-M029 | 36,613 | 8.2 | 7 | 29.2 |
| OTHER RECOVERY | M031-M039 | 12,178 | 2.7 | 3 | 12.5 |
| INCINERATION | M041-M049 | 8,243 | 1.8 | 3 | 12.5 |
| ENERGY RECOVERY (REUSE AS FUEL) | M051-M059 | 18,523 | 4.1 | 2 | 8.3 |
| FUEL BLENDING | M061 | 28,153 | 6.3 | 5 | 20.8 |
| AQUEOUS INORGANIC TREATMENT | M071-M079 | 246,399 | 55.1 | 5 | 20.8 |
| AQUEOUS ORGANIC TREATMENT | M081-M089 | 2,081 | .5 | 3 | 12.5 |
| AQUEOUS ORGANIC AND INORGANIC TREATMENT | M091-M099 | 2,915 | .7 | 1 | 4.2 |
| SLUDGE TREATMENT | M101-M109 | 291 | .1 | 1 | 4.2 |
| STABILIZATION | M111-M119 | 12,741 | 2.8 | 5 | 20.8 |
| OTHER TREATMENT | M121-M129 | 51,818 | 11.6 | 11 | 45.8 |
| LANDFILL | M132 | 6,361 | 1.4 | 4 | 16.7 |
| TOTAL | | 447,390 | 100.0 | 24 | |

20 MANAGEMENT METHOD, BY QUANTITY OF RCRA HAZARDOUS WASTE MANAGED, LIMITED TO WASTE RECEIVED FROM OFFSITE, 1995

| MANAGEMENT METHOD | SYSTEM TYPE CODE | QUANTITY MANAGED (TONS) | PERCENTAGE OF QUANTITY | NUMBER OF FACILITIES | PERCENTAGE OF FACILITIES |
|---|---|---|---|---|---|
| AQUEOUS INORGANIC TREATMENT | M071-M079 | 246,399 | 55.1 | 5 | 20.8 |
| OTHER TREATMENT | M121-M129 | 51,818 | 11.6 | 11 | 45.8 |
| SOLVENTS RECOVERY | M021-M029 | 36,613 | 8.2 | 7 | 29.2 |
| FUEL BLENDING | M061 | 28,153 | 6.3 | 5 | 20.8 |
| METALS RECOVERY (FOR REUSE) | M011-M019 | 21,074 | 4.7 | 3 | 12.5 |
| ENERGY RECOVERY (REUSE AS FUEL) | M051-M059 | 18,523 | 4.1 | 2 | 8.3 |
| STABILIZATION | M111-M119 | 12,741 | 2.8 | 5 | 20.8 |
| OTHER RECOVERY | M031-M039 | 12,178 | 2.7 | 3 | 12.5 |
| INCINERATION | M041-M049 | 8,243 | 1.8 | 3 | 12.5 |
| LANDFILL | M132 | 6,361 | 1.4 | 4 | 16.7 |
| AQUEOUS ORGANIC AND INORGANIC TREATMENT | M091-M099 | 2,915 | .7 | 1 | 4.2 |
| AQUEOUS ORGANIC TREATMENT | M081-M089 | 2,081 | .5 | 3 | 12.5 |
| SLUDGE TREATMENT | M101-M109 | 291 | .1 | 1 | 4.2 |
| TOTAL | | 447,390 | 100.0 | 24 | |

NOTE: QUANTITY MANAGED ONLY BY STORAGE IS EXCLUDED.
FACILITIES WITH ONLY STORAGE UNITS ARE EXCLUDED.
COLUMNS MAY NOT SUM DUE TO ROUNDING.
COLUMNS MAY NOT SUM TO TOTAL BECAUSE FACILITIES MAY HAVE MULTIPLE HANDLING METHODS.

# CALIFORNIA

## 1995 WASTE RECEIPTS, CONTINUED

21 MANAGEMENT METHOD AND QUANTITY OF RCRA HAZARDOUS WASTE MANAGED, BY NUMBER OF FACILITIES, LIMITED TO WASTE RECEIVED FROM OFF SITE, 1995

| MANAGEMENT METHOD | SYSTEM TYPE CODE | QUANTITY MANAGED (TONS) | PERCENTAGE OF QUANTITY | NUMBER OF FACILITIES | PERCENTAGE OF FACILITIES |
|---|---|---|---|---|---|
| OTHER TREATMENT | M121-M129 | 51,818 | 11.6 | 11 | 45.8 |
| SOLVENTS RECOVERY | M021-M029 | 36,613 | 8.2 | 7 | 29.2 |
| FUEL BLENDING | M061 | 28,153 | 6.3 | 5 | 20.8 |
| AQUEOUS INORGANIC TREATMENT | M071-M079 | 246,399 | 55.1 | 5 | 20.8 |
| STABILIZATION | M111-M119 | 12,741 | 2.8 | 5 | 20.8 |
| LANDFILL | M132 | 6,361 | 1.4 | 4 | 16.7 |
| METALS RECOVERY (FOR REUSE) | M011-M019 | 21,074 | 4.7 | 3 | 12.5 |
| OTHER RECOVERY | M031-M039 | 12,178 | 2.7 | 3 | 12.5 |
| INCINERATION | M041-M049 | 8,243 | 1.8 | 3 | 12.5 |
| AQUEOUS ORGANIC TREATMENT | M081-M089 | 2,081 | .5 | 3 | 12.5 |
| ENERGY RECOVERY (REUSE AS FUEL) | M051-M059 | 18,523 | 4.1 | 2 | 8.3 |
| AQUEOUS ORGANIC AND INORGANIC TREATMENT | M091-M099 | 2,915 | .7 | 1 | 4.2 |
| SLUDGE TREATMENT | M101-M109 | 291 | .1 | 1 | 4.2 |
| TOTAL | | 447,390 | 100.0 | 24 | |

NOTE: QUANTITY MANAGED ONLY BY STORAGE IS EXCLUDED.
FACILITIES WITH ONLY STORAGE UNITS ARE EXCLUDED.
COLUMNS MAY NOT SUM DUE TO ROUNDING.
COLUMNS MAY NOT SUM TO TOTAL BECAUSE FACILITIES MAY HAVE MULTIPLE HANDLING METHODS.

## CALIFORNIA

### 1995 IMPORTS AND EXPORTS

| | | | |
|---|---|---|---|
| 22 | QUANTITY OF RCRA HAZARDOUS WASTE IMPORTED: | 73,795 | TONS |
| 23 | QUANTITY OF RCRA HAZARDOUS WASTE EXPORTED: | 1,242,801 | TONS |

# COLORADO

## 1995 WASTE GENERATION

1 NUMBER OF RCRA LARGE QUANTITY GENERATORS (LQGS): 156

2 QUANTITY OF RCRA HAZARDOUS WASTE GENERATED: 169,554

3 FIFTY LARGEST RCRA HAZARDOUS WASTE GENERATORS IN THE STATE, 1995

| RANK | EPA ID | SITE NAME | CITY | TOTAL GENERATED (TONS) |
|---|---|---|---|---|
| 1 | COD991300484 | HIGHWAY 36 LAND DEVELOPMENT CORP | DEER TRAIL | 64,422 |
| 2 | CO7890010526 | U S DEPARTMENT OF ENERGY | GOLDEN | 33,041 |
| 3 | CO5210020769 | ROCKY MOUNTAIN ARSENAL | COMMERCE CITY | 18,872 |
| 4 | COD000109975 | COLORADO REFINING CO (FORMERLY ASA | COMMERCE CITY | 18,334 |
| 5 | COD007057961 | CF&I STEEL LP PUEBLO PLANT | PUEBLO | 14,262 |
| 6 | COD980952097 | CDOT TRANSPORTATION HQ | DENVER | 4,109 |
| 7 | COD076470525 | SYNTEX CHEMICALS INC | BOULDER | 2,245 |
| 8 | COD081474710 | ATMEL CORPORATION | COLORADO SPRINGS | 1,735 |
| 9 | COD000694869 | BOULDER SCIENTIFIC COMPANY | MEAD | 1,520 |
| 10 | COD000706853 | PHILLIPS PIPE LINE COMPANY | LA JUNTA | 1,317 |
| 11 | COD056562085 | HEWLETT-PACKARD (LOVELAND) | LOVELAND | 730 |
| 12 | CO8213820725 | PUEBLO DEPOT ACTIVITY | PUEBLO | 624 |
| 13 | COD097147987 | NTI - DIVISION OF COLO SPRNGS CIRCU | COLORADO SPRINGS | 608 |
| 14 | COD078341658 | KODAK COLORADO DIVISION | WINDSOR | 413 |
| 15 | COD983798513 | PUBLIC SERVICE CO OF COLO | DENVER | 396 |
| 16 | COD983777541 | HAUSER CHEMICAL RESEARCH | BOULDER | 354 |
| 17 | COD980718902 | UNOCAL PARACHUTE CREEK SHALE OIL | PARACHUTE | 349 |
| 18 | COD007063290 | BOYLES GALVANIZING COMPANY | COMMERCE CITY | 315 |
| 19 | COD121409775 | UNIVERSAL FOREST PRODDUCTS INC | WINDSOR | 249 |
| 20 | COD983775123 | LEXMARK INTERNATIONAL INC | BOULDER | 239 |
| 21 | COD062753702 | GENERAL ELECTRIC COMPANY | DENVER | 238 |
| 22 | COD076459601 | CHASE TERMINAL COMPANY | AURORA | 226 |
| 23 | CO3141190014 | US GEOLOGICAL SURVEY | ARVADA | 222 |
| 24 | COD007057995 | SUNDSTRAND AEROSPACE | DENVER | 219 |
| 25 | COT000644153 | PHILLIPS PIPE LINE COMPANY-DENVER T | COMMERCE CITY | 183 |
| 26 | COD001704790 | LOCKHEED MARTIN CORPORATION-ASTRONAUTICS | WATERTON | 170 |
| 27 | COR000002816 | MERIX CORP - LOVELAND OPERATION | LOVELAND | 145 |
| 28 | COD177307311 | VELIE CIRCUITS OF COLORADO INC | BROOMFIELD | 142 |
| 29 | COD082657420 | SCHLAGE LOCK COMPANY | SECURITY | 136 |
| 30 | COD060627189 | CONOCO INC. | COMMERCE CITY | 134 |
| 31 | COD095158572 | SYNTHES USA | MONUMENT | 128 |
| 32 | COD076445303 | GRAPHIC PACKAGING CORPORATION | BOULDER | 126 |
| 33 | COD058158775 | SAE CIRCUITS COLO INC | BOULDER | 124 |
| 34 | COD048126726 | EAGLE PICHER INDUSTRIES INC | COLORADO SPRINGS | 121 |
| 35 | COD007092513 | WESTERN FORGE CORPORATION | COLORADO SPRINGS | 109 |
| 36 | COD007056252 | WRIGHT & MCGILL CO | DENVER | 106 |
| 37 | COD980635841 | AXELSON INC/DBA DRESSER OIL TOOLS | COLORADO SPRINGS | 105 |
| 38 | COD980667059 | SYMBOIS LOGIC INC | COLORADO SPRINGS | 104 |
| 39 | COD005127279 | OEA INC | AURORA | 103 |
| 40 | COD007068646 | RAYTHEON AIRCRAFT COMPANY | BOULDER | 102 |
| 41 | CO2210020150 | FORT CARSON HEADQUARTERS | FORT CARSON | 102 |
| 42 | COD982581837 | RICON RESINS INC | GRAND JUNCTION | 98 |
| 43 | COD981549413 | SAS CIRCUITS INC | LITTLETON | 98 |
| 44 | COD982599318 | HAUSER CHEMICAL RESEARCH | BOULDER | 74 |
| 45 | COD981543804 | K B P COIL COATERS INC | DENVER | 70 |
| 46 | COD981547797 | ST CHARLES ACQUISITION LP | AURORA | 66 |
| 47 | COD007070055 | WOODWARD GOVERNOR COMPANY | FORT COLLINS | 65 |
| 48 | CO0000059758 | HAUSER CHEMICAL RESEARCH INC. | LONGMONT | 64 |
| 49 | COD007431505 | UNIVERSITY OF COLORADO | BOULDER | 63 |
| 50 | COD078353901 | MICROSEMI CORP COLORADO | BROOMFIELD | 57 |
| TOTAL | | | | 167,832 |

NOTE: STATE MAY HAVE FEWER THAN FIFTY GENERATORS.

## COLORADO

### 1995 WASTE GENERATION, CONTINUED

4 QUANTITIES OF WASTE GENERATED IN 1995 THAT WERE

- REPORTED WITH ONLY CHARACTERISTIC WASTE CODES
- REPORTED WITH ONLY LISTED WASTE CODES
- REPORTED WITH BOTH CHARACTERISTIC AND LISTED WASTE CODES

| WASTE HAS ONLY CHARACTERISTIC CODES | TONS OF WASTE GENERATED | WASTE HAS ONLY LISTED CODES | TONS OF WASTE GENERATED | WASTE HAS BOTH CHARACTERISTIC AND LISTED CODES | TONS OF WASTE GENERATED |
|---|---|---|---|---|---|
| ONLY IGNITABLE | 448 | ONLY AN F CODE | 15,426 | | |
| ONLY CORROSIVE | 1,332 | ONLY A K CODE | 38,279 | | |
| ONLY REACTIVE | 8 | ONLY A P CODE | 3 | | |
| ONLY D004-17 | 1,123 | ONLY A U CODE | 31 | | |
| ONLY D018-43 | 1,839 | | | | |
| HAS MORE THAN ONE CHARACTERISTIC CODE | 6,623 | HAS MORE THAN ONE LISTED CODE | 18,034 | | |
| TOTAL | 11,372 | TOTAL | 71,773 | TOTAL CHAR. AND LISTED | 86,364 |

5 QUANTITIES OF WASTE GENERATED IN 1995 THAT WERE MULTIPLY CODED

| WASTE HAS ONLY CHARACTERISTIC CODES BUT MORE THAN ONE APPLIES | TONS OF WASTE GENERATED | ONLY LISTED CODES BUT HAS MORE THAN ONE | TONS OF WASTE GENERATED | BOTH CHAR. & LISTED CODES | TONS OF WASTE GENERATED |
|---|---|---|---|---|---|
| HAS IGNITABLE CODE | 1,677 | | | IGN. W/ AT LEAST 1 LSTD | 83,09 |
| HAS CORROSIVE CODE | 4,860 | | | CORR. W/ AT LEAST 1 LSTD | 77,49 |
| HAS REACTIVE CODE | 3,625 | | | REACT. W/ AT LEAST 1 LSTD | 77,05 |
| HAS D004-D017 CODE | 5,319 | | | D004-17 W/ AT LEAST 1 LSTD | 80,01 |
| HAS D018-D043 CODE | 1,694 | | | D018-43 W/ AT LEAST 1 LSTD | 33,63 |
| | | HAS AN F CODE | 18,031 | F WASTE W/ AT LEAST 1 CHAR | 86,30 |
| | | HAS A K CODE | 17,881 | K WASTE W/ AT LEAST 1 CHAR | 44,91 |
| | | HAS A P CODE | 17,854 | P WASTE W/ AT LEAST 1 CHAR | 45,02 |
| | | HAS A U CODE | 18,003 | U WASTE W/ AT LEAST 1 CHAR | 45,13 |
| TOTAL | 6,623 | TOTAL | 18,034 | TOTAL | 86,36 |

NOTE: COLUMNS DO NOT SUM TO TOTAL BECAUSE A WASTE CODE MAY APPLY TO MORE THAN ONE WASTE.
MIXTURES WITH IGNITABLE, CORROSIVE, REACTIVE, D004-17, AND D018-43 CHARACTERISTIC CODES ALSO MAY CONTAIN OTHER CHARACTERISTIC WASTE CODES.
SIMILARLY, WASTES WITH F,K,P, AND U LISTED CODES MAY HAVE OTHER LISTED WASTE CODES.

# COLORADO

## 1995 WASTE MANAGEMENT

6 NUMBER OF RCRA TSD FACILITIES: 36

7 QUANITY OF RCRA HAZARDOUS WASTE MANAGED: 191,047 TONS

8 FIFTY LARGEST RCRA HAZARDOUS WASTE MANAGEMENT FACILITIES, 1995

| RANK | EPA ID | SITE NAME | CITY | TONS OF WASTE MANAGED |
|---|---|---|---|---|
| 1 | COD991300484 | HIGHWAY 36 LAND DEVELOPMENT CORP | DEER TRAIL | 110,012 |
| 2 | COD076470525 | SYNTEX CHEMICALS INC | BOULDER | 31,397 |
| 3 | CO7890010526 | U S DEPARTMENT OF ENERGY | GOLDEN | 30,986 |
| 4 | COD981551286 | SYNTEX LYONS GROUNDWATER CLEANUP | LYONS | 14,246 |
| 5 | COD980952097 | CDOT TRANSPORTATION HQ | DENVER | 4,072 |
| 6 | CO3141190014 | US GEOLOGICAL SURVEY | ARVADA | 199 |
| 7 | COD980635841 | AXELSON INC/DBA DRESSER OIL TOOLS | COLORADO SPRINGS | 105 |
| 8 | COD075754663 | ENSIGN-BICKFORD COMPANY | LOUVIERS | 22 |
| 9 | COD007060981 | E I DUPONT DE NEMOURS & CO INC | LOUVIERS | 5 |
| 10 | CO5210020769 | ROCKY MOUNTAIN ARSENAL | COMMERCE CITY | 4 |
| 11 | COD073407421 | CLIMAX MOLYBDENUM COMPANY | CLIMAX | 0 |
| 12 | COD078341658 | KODAK COLORADO DIVISION | WINDSOR | 0 |
| 13 | CO2210020150 | FORT CARSON HEADQUARTERS | FORT CARSON | 0 |
| 14 | CO6890090065 | U S DOE GRAND JUNCTION PROJ OFF | GRAND JUNCTION | 0 |
| 15 | CO9571924191 | PETERSON AIR FORCE BASE | PETERSON | 0 |
| TOTAL | | | | 191,047 |

NOTE: COLUMNS MAY NOT SUM DUE TO ROUNDING.
STATE MAY HAVE FEWER THAN FIFTY FACILITIES THAT MANAGED WASTE.
QUANTITY MANAGED ONLY BY STORAGE IS EXCLUDED.

## COLORADO

### 1995 WASTE MANAGEMENT, CONTINUED

9 QUANTITY OF RCRA HAZARDOUS WASTE MANAGED BY MANAGEMENT METHOD, 1995

| MANAGEMENT METHOD | SYSTEM TYPE CODE | QUANTITY MANAGED (TONS) | PERCENTAGE OF QUANTITY | NUMBER OF FACILITIES | PERCENTAGE OF FACILITIES |
|---|---|---|---|---|---|
| INCINERATION | M041-M049 | 4 | .0 | 1 | 9.1 |
| AQUEOUS INORGANIC TREATMENT | M071-M079 | 2,521 | 1.3 | 4 | 36.4 |
| AQUEOUS ORGANIC TREATMENT | M081-M089 | 45,197 | 23.7 | 4 | 36.4 |
| AQUEOUS ORGANIC AND INORGANIC TREATMENT | M091-M099 | 5,139 | 2.7 | 1 | 9.1 |
| SLUDGE TREATMENT | M101-M109 | 1 | .0 | 1 | 9.1 |
| STABILIZATION | M111-M119 | 41,580 | 21.8 | 2 | 18.2 |
| OTHER TREATMENT | M121-M129 | 35,456 | 18.6 | 7 | 63.6 |
| LANDFILL | M132 | 61,145 | 32.0 | 1 | 9.1 |
| OTHER DISPOSAL SPECIFIED IN COMMENTS | M137 | 5 | .0 | 1 | 9.1 |
| TOTAL | | 191,047 | 100.0 | 11 | |

10 MANAGEMENT METHOD, BY QUANTITY OF RCRA HAZARDOUS WASTE MANAGED, 1995

| MANAGEMENT METHOD | SYSTEM TYPE CODE | QUANTITY MANAGED (TONS) | PERCENTAGE OF QUANTITY | NUMBER OF FACILITIES | PERCENTAGE OF FACILITIES |
|---|---|---|---|---|---|
| LANDFILL | M132 | 61,145 | 32.0 | 1 | 9.1 |
| AQUEOUS ORGANIC TREATMENT | M081-M089 | 45,197 | 23.7 | 4 | 36.4 |
| STABILIZATION | M111-M119 | 41,580 | 21.8 | 2 | 18.2 |
| OTHER TREATMENT | M121-M129 | 35,456 | 18.6 | 7 | 63.6 |
| AQUEOUS ORGANIC AND INORGANIC TREATMENT | M091-M099 | 5,139 | 2.7 | 1 | 9.1 |
| AQUEOUS INORGANIC TREATMENT | M071-M079 | 2,521 | 1.3 | 4 | 36.4 |
| OTHER DISPOSAL SPECIFIED IN COMMENTS | M137 | 5 | .0 | 1 | 9.1 |
| INCINERATION | M041-M049 | 4 | .0 | 1 | 9.1 |
| SLUDGE TREATMENT | M101-M109 | 1 | .0 | 1 | 9.1 |
| TOTAL | | 191,047 | 100.0 | 11 | |

NOTE: QUANTITY MANAGED ONLY BY STORAGE IS EXCLUDED.
FACILITIES WITH ONLY STORAGE UNITS ARE EXCLUDED.
COLUMNS MAY NOT SUM DUE TO ROUNDING.
COLUMNS MAY NOT SUM TO TOTAL BECAUSE FACILITIES MAY HAVE MULTIPLE HANDLING METHODS.

# COLORADO

## 1995 WASTE MANAGEMENT, CONTINUED

11 MANAGEMENT METHOD AND QUANTITY OF RCRA HAZARDOUS WASTE MANAGED BY NUMBER OF FACILITIES, 1995

| MANAGEMENT METHOD | SYSTEM TYPE CODE | QUANTITY MANAGED (TONS) | PERCENTAGE OF QUANTITY | NUMBER OF FACILITIES | PERCENTAGE OF FACILITIES |
|---|---|---|---|---|---|
| OTHER TREATMENT | M121-M129 | 35,456 | 18.6 | 7 | 63.6 |
| AQUEOUS INORGANIC TREATMENT | M071-M079 | 2,521 | 1.3 | 4 | 36.4 |
| AQUEOUS ORGANIC TREATMENT | M081-M089 | 45,197 | 23.7 | 4 | 36.4 |
| STABILIZATION | M111-M119 | 41,580 | 21.8 | 2 | 18.2 |
| INCINERATION | M041-M049 | 4 | .0 | 1 | 9.1 |
| AQUEOUS ORGANIC AND INORGANIC TREATMENT | M091-M099 | 5,139 | 2.7 | 1 | 9.1 |
| SLUDGE TREATMENT | M101-M109 | 1 | .0 | 1 | 9.1 |
| LANDFILL | M132 | 61,145 | 32.0 | 1 | 9.1 |
| OTHER DISPOSAL SPECIFIED IN COMMENTS | M137 | 5 | .0 | 1 | 9.1 |
| TOTAL | | 191,047 | 100.0 | 11 | |

NOTE: QUANTITY MANAGED ONLY BY STORAGE IS EXCLUDED.
FACILITIES WITH ONLY STORAGE UNITS ARE EXCLUDED.
COLUMNS MAY NOT SUM DUE TO ROUNDING.
COLUMNS MAY NOT SUM TO TOTAL BECAUSE FACILITIES MAY HAVE MULTIPLE HANDLING METHODS.

12 QUANTITY AND PERCENTAGE OF RCRA HAZARDOUS WASTEWATER AND NON-WASTEWATER MANAGED IN 1995

| MANAGEMENT TYPE | TONS MANAGED | PERCENTAGE |
|---|---|---|
| WASTEWATER | 88,525 | 46.3 |
| NON-WASTEWATER | 102,522 | 53.7 |
| TOTAL | 191,047 | 100.0 |

## COLORADO

### 1995 WASTE SHIPMENTS

13 NUMBER OF RCRA HAZARDOUS WASTE SHIPPERS: 155

14 QUANITIY OF RCRA HAZARDOUS WASTE SHIPPED: 76,141 TONS

15 FIFTY LARGEST RCRA HAZARDOUS WASTE SHIPPERS, 1995

| RANK | EPA ID | SITE NAME | CITY | QUANTITY SHIPPED (TONS) |
|---|---|---|---|---|
| 1 | C05210020769 | ROCKY MOUNTAIN ARSENAL | COMMERCE CITY | 18,886 |
| 2 | COD000109975 | COLORADO REFINING CO (FORMERLY ASA | COMMERCE CITY | 18,334 |
| 3 | COD007057961 | CF&I STEEL LP PUEBLO PLANT | PUEBLO | 14,069 |
| 4 | COD980591184 | CHEMICAL WASTE MANAGEMENT, INC. | HENDERSON | 6,236 |
| 5 | COD076470525 | SYNTEX CHEMICALS INC | BOULDER | 2,245 |
| 6 | COD081474710 | ATMEL CORPORATION | COLORADO SPRINGS | 1,735 |
| 7 | COD000716621 | SAFETY-KLEEN CORP 0-007-41 | ENGLEWOOD | 1,593 |
| 8 | COD000694869 | BOULDER SCIENTIFIC COMPANY | MEAD | 1,519 |
| 9 | COD000706853 | PHILLIPS PIPE LINE COMPANY | LA JUNTA | 1,317 |
| 10 | COD056562085 | HEWLETT-PACKARD (LOVELAND) | LOVELAND | 739 |
| 11 | C08213820725 | PUEBLO DEPOT ACTIVITY | PUEBLO | 624 |
| 12 | COD097147987 | NTI - DIVISION OF COLO SPRNGS CIRCU | COLORADO SPRINGS | 608 |
| 13 | COD000716639 | SAFETY-KLEEN CORP. 605204 | PUEBLO | 457 |
| 14 | COD078341658 | KODAK COLORADO DIVISION | WINDSOR | 413 |
| 15 | COD983798513 | PUBLIC SERVICE CO OF COLO | DENVER | 396 |
| 16 | COD980718902 | UNOCAL PARACHUTE CREEK SHALE OIL | PARACHUTE | 349 |
| 17 | COD983777541 | HAUSER CHEMICAL RESEARCH | BOULDER | 338 |
| 18 | COD007063290 | BOYLES GALVANIZING COMPANY | COMMERCE CITY | 315 |
| 19 | COT090010851 | SAFETY-KLEEN CORP. 605201 | GRAND JUNCTION | 253 |
| 20 | COD121409775 | UNIVERSAL FOREST PRODDUCTS INC | WINDSOR | 249 |
| 21 | COD062753702 | GENERAL ELECTRIC COMPANY | DENVER | 238 |
| 22 | COD983775123 | LEXMARK INTERNATIONAL INC | BOULDER | 234 |
| 23 | COD076459601 | CHASE TERMINAL COMPANY | AURORA | 226 |
| 24 | COD007057995 | SUNDSTRAND AEROSPACE | DENVER | 209 |
| 25 | COT000644153 | PHILLIPS PIPE LINE COMPANY-DENVER T | COMMERCE CITY | 183 |
| 26 | COD001704790 | LOCKHEED MARTIN CORPORATION-ASTRONAUTICS | WATERTON | 170 |
| 27 | COD177307311 | VELIE CIRCUITS OF COLORADO INC | BROOMFIELD | 142 |
| 28 | COD082657420 | SCHLAGE LOCK COMPANY | SECURITY | 136 |
| 29 | COD095158572 | SYNTHES USA | MONUMENT | 128 |
| 30 | COD076445303 | GRAPHIC PACKAGING CORPORATION | BOULDER | 126 |
| 31 | COD058158775 | SAE CIRCUITS COLO INC | BOULDER | 124 |
| 32 | COR000002816 | MERIX CORP - LOVELAND OPERATION | LOVELAND | 123 |
| 33 | COD060627189 | CONOCO INC. | COMMERCE CITY | 122 |
| 34 | COD048126726 | EAGLE PICHER INDUSTRIES INC | COLORADO SPRINGS | 114 |
| 35 | COD007092513 | WESTERN FORGE CORPORATION | COLORADO SPRINGS | 109 |
| 36 | COD991300484 | HIGHWAY 36 LAND DEVELOPMENT CORP | DEER TRAIL | 108 |
| 37 | COD980635841 | AXELSON INC/DBA DRESSER OIL TOOLS | COLORADO SPRINGS | 105 |
| 38 | COD980667059 | SYMBOIS LOGIC INC | COLORADO SPRINGS | 104 |
| 39 | COD005127279 | OEA INC | AURORA | 103 |
| 40 | COD007068646 | RAYTHEON AIRCRAFT COMPANY | BOULDER | 102 |
| 41 | COD981549413 | SAS CIRCUITS INC | LITTLETON | 92 |
| 42 | C02210020150 | FORT CARSON HEADQUARTERS | FORT CARSON | 92 |
| 43 | COD982599318 | HAUSER CHEMICAL RESEARCH | BOULDER | 74 |
| 44 | C07890010526 | U S DEPARTMENT OF ENERGY | GOLDEN | 70 |
| 45 | COD080395007 | HEWLETT-PACKARD (FT COLLINS) | FORT COLLINS | 66 |
| 46 | COD981547797 | ST CHARLES ACQUISITION LP | AURORA | 66 |
| 47 | COD007070055 | WOODWARD GOVERNOR COMPANY | FORT COLLINS | 65 |
| 48 | COD000059758 | HAUSER CHEMICAL RESEARCH INC. | LONGMONT | 64 |
| 49 | COD007056252 | WRIGHT & MCGILL CO | DENVER | 63 |
| 50 | COD078353901 | MICROSEMI CORP COLORADO | BROOMFIELD | 57 |
| TOTAL | | | | 74,291 |

NOTE: COLUMNS MAY NOT SUM DUE TO ROUNDING.
STATE MAY HAVE FEWER THAN FIFTY SHIPPERS.

# COLORADO

## 1995 WASTE RECEIPTS

16 NUMBER OF RCRA HAZARDOUS WASTE RECEIVERS: 8

17 QUANITIY OF RCRA HAZARDOUS WASTE RECEIVED: 44,348 TONS

18 FIFTY LARGEST RCRA HAZARDOUS WASTE RECEIVERS, 1995

| RANK | EPA ID | SITE NAME | CITY | QUANTITY RECEIVED (TONS) |
|---|---|---|---|---|
| 1 | COD991300484 | HIGHWAY 36 LAND DEVELOPMENT CORP | DEER TRAIL | 42,137 |
| 2 | COD000716621 | SAFETY-KLEEN CORP 0-007-41 | ENGLEWOOD | 1,370 |
| 3 | COD000716639 | SAFETY-KLEEN CORP. 605204 | PUEBLO | 329 |
| 4 | COD980591184 | CHEMICAL WASTE MANAGEMENT, INC. | HENDERSON | 234 |
| 5 | COT090010851 | SAFETY-KLEEN CORP. 605201 | GRAND JUNCTION | 208 |
| 6 | COD007431505 | UNIVERSITY OF COLORADO | BOULDER | 68 |
| 7 | COD054929989 | COORS BREWING CO GOLDEN | GOLDEN | 1 |
| 8 | COD076470525 | SYNTEX CHEMICALS INC | BOULDER | 1 |
| TOTAL | | | | 44,348 |

NOTE: COLUMNS MAY NOT SUM DUE TO ROUNDING.
STATE MAY HAVE FEWER THAN FIFTY FACILITIES THAT RECEIVED WASTE.

## COLORADO

### 1995 WASTE RECEIPTS, CONTINUED

19 QUANTITY OF RCRA HAZARDOUS WASTE MANAGED, BY MANGEMENT METHOD, LIMITED TO WASTE RECEIVED FROM OFFSITE, 1995

| MANAGEMENT METHOD | SYSTEM TYPE CODE | QUANTITY MANAGED (TONS) | PERCENTAGE OF QUANTITY | NUMBER OF FACILITIES | PERCENTAGE OF FACILITIES |
|---|---|---|---|---|---|
| AQUEOUS INORGANIC TREATMENT | M071-M079 | 678 | 1.6 | 1 | 50.0 |
| SLUDGE TREATMENT | M101-M109 | 1 | .0 | 1 | 50.0 |
| STABILIZATION | M111-M119 | 36,986 | 87.8 | 1 | 50.0 |
| OTHER TREATMENT | M121-M129 | 0 | .0 | 1 | 50.0 |
| LANDFILL | M132 | 4,472 | 10.6 | 1 | 50.0 |
| TOTAL | | 42,137 | 100.0 | 2 | |

20 MANAGEMENT METHOD, BY QUANTITY OF RCRA HAZARDOUS WASTE MANAGED, LIMITED TO WASTE RECEIVED FROM OFFSITE, 1995

| MANAGEMENT METHOD | SYSTEM TYPE CODE | QUANTITY MANAGED (TONS) | PERCENTAGE OF QUANTITY | NUMBER OF FACILITIES | PERCENTAGE OF FACILITIES |
|---|---|---|---|---|---|
| STABILIZATION | M111-M119 | 36,986 | 87.8 | 1 | 50.0 |
| LANDFILL | M132 | 4,472 | 10.6 | 1 | 50.0 |
| AQUEOUS INORGANIC TREATMENT | M071-M079 | 678 | 1.6 | 1 | 50.0 |
| SLUDGE TREATMENT | M101-M109 | 1 | .0 | 1 | 50.0 |
| OTHER TREATMENT | M121-M129 | 0 | .0 | 1 | 50.0 |
| TOTAL | | 42,137 | 100.0 | 2 | |

NOTE: QUANTITY MANAGED ONLY BY STORAGE IS EXCLUDED.
FACILITIES WITH ONLY STORAGE UNITS ARE EXCLUDED.
COLUMNS MAY NOT SUM DUE TO ROUNDING.
COLUMNS MAY NOT SUM TO TOTAL BECAUSE FACILITIES MAY HAVE MULTIPLE HANDLING METHODS.

# COLORADO

## 1995 WASTE RECEIPTS, CONTINUED

21 MANAGEMENT METHOD AND QUANTITY OF RCRA HAZARDOUS WASTE MANAGED, BY NUMBER OF FACILITIES, LIMITED TO WASTE RECEIVED FROM OFF SITE, 1995

| MANAGEMENT METHOD | SYSTEM TYPE CODE | QUANTITY MANAGED (TONS) | PERCENTAGE OF QUANTITY | NUMBER OF FACILITIES | PERCENTAGE OF FACILITIES |
|---|---|---|---|---|---|
| AQUEOUS INORGANIC TREATMENT | M071-M079 | 678 | 1.6 | 1 | 50.0 |
| SLUDGE TREATMENT | M101-M109 | 1 | .0 | 1 | 50.0 |
| STABILIZATION | M111-M119 | 36,986 | 87.8 | 1 | 50.0 |
| OTHER TREATMENT | M121-M129 | 0 | .0 | 1 | 50.0 |
| LANDFILL | M132 | 4,472 | 10.6 | 1 | 50.0 |
| TOTAL | | 42,137 | 100.0 | 2 | |

NOTE: QUANTITY MANAGED ONLY BY STORAGE IS EXCLUDED.
FACILITIES WITH ONLY STORAGE UNITS ARE EXCLUDED.
COLUMNS MAY NOT SUM DUE TO ROUNDING.
COLUMNS MAY NOT SUM TO TOTAL BECAUSE FACILITIES MAY HAVE MULTIPLE HANDLING METHODS.

## COLORADO

### 1995 IMPORTS AND EXPORTS

| | | | |
|---|---|---|---|
| 22 | QUANTITY OF RCRA HAZARDOUS WASTE IMPORTED: | 39,464 | TONS |
| 23 | QUANTITY OF RCRA HAZARDOUS WASTE EXPORTED: | 70,062 | TONS |

# CONNECTICUT

## 1995 WASTE GENERATION

1 NUMBER OF RCRA LARGE QUANTITY GENERATORS (LQGS): 395

2 QUANTITY OF RCRA HAZARDOUS WASTE GENERATED: 310,825

3 FIFTY LARGEST RCRA HAZARDOUS WASTE GENERATORS IN THE STATE, 1995

| RANK | EPA ID | SITE NAME | CITY | TOTAL GENERATED (TONS) |
|---|---|---|---|---|
| 1 | CTD001168137 | IDEAL MFG. | BEACON FALLS | 98,768 |
| 2 | CTD001162460 | LIGHT METALS COLORING CO INC | SOUTHINGTON | 41,760 |
| 3 | CTD001147495 | PFIZER INC. | GROTON | 38,958 |
| 4 | CTD001183052 | METROPOLITAN METAL FINISHING CO | HAMDEN | 17,061 |
| 5 | CTD052538733 | M Q S INSPECTION INC | HARTFORD | 14,959 |
| 6 | CTD001180728 | BRIDGEPORT FITTINGS INC | STRATFORD | 14,046 |
| 7 | CTD072138969 | ENVIRONMENTAL WASTE RESOURCES | WATERBURY | 8,525 |
| 8 | CTD001169010 | ENTHONE-OMI INC | WEST HAVEN | 6,448 |
| 9 | CTD018631952 | STANLEY BOSTITCH | CLINTON | 6,080 |
| 10 | CTD000604488 | CLEAN HARBORS OF CONNECTICUT, INC | BRISTOL | 5,746 |
| 11 | CTD001161181 | ATLANTIC WIRE CO. | BRANFORD | 4,069 |
| 12 | CTD001147875 | NAVAL PRODUCTS | UNCASVILLE | 2,502 |
| 13 | CTD001449784 | SIKORSKY AIRCRAFT CORP | STRATFORD | 2,272 |
| 14 | CTD001183763 | CIRCUIT-WISE, INC. | NORTH HAVEN | 2,254 |
| 15 | CTD001450154 | WHYCO CHROMIUM CO INC | THOMASTON | 1,953 |
| 16 | CTD037510377 | U.S. CHROME CORP OF CT | STRATFORD | 1,950 |
| 17 | CTD001186212 | VITRAMON, INCORPORATED | MONROE | 1,718 |
| 18 | CTD001449826 | UNIROYAL CHEMICAL COMPANY, INC. | NAUGATUCK | 1,496 |
| 19 | CTD001173467 | CYTEC IND INC WALLINFORD | WALLINGFORD | 1,415 |
| 20 | CT4170022020 | US NAVAL SUBMARINE BASE | GROTON | 1,335 |
| 21 | CTD001181205 | VANDERBILT CHEMICAL CORP | BETHEL | 1,186 |
| 22 | CTD001159730 | DOW CHEMICAL CO. ALLYS POINT PLT | GALES FERRY | 1,180 |
| 23 | CTD002496909 | SUMMIT CORP OF AMERICA | THOMASTON | 1,090 |
| 24 | CTD001452077 | DURHAM MFG CO. | DURHAM | 1,068 |
| 25 | CTD001453216 | SPORTING GOODS PROPERTIES INC | BRIDGEPORT | 940 |
| 26 | CTD983871898 | CARTEN CONTROLS INC | MIDDLEBURY | 933 |
| 27 | CTD075133835 | HAMPFORD RESEARCH, INC. | STRATFORD | 799 |
| 28 | CTR000002642 | PEK ELECTRONICS, INC. | WEST HAVEN | 771 |
| 29 | CTD060008307 | BRASS CENTER LTD. | WATERBURY | 740 |
| 30 | CTD039275722 | TORRINGTON CO ABU | NEWINGTON | 710 |
| 31 | CTD042279513 | KING INDUSTRIES, INC. | NORWALK | 702 |
| 32 | CTD001864024 | CYTEC INDUSTRIES INC | STAMFORD | 693 |
| 33 | CTD001449511 | PRATT & WHITNEY | NORTH HAVEN | 651 |
| 34 | CTD001162809 | MORTON INTERNATIONAL | STAMFORD | 650 |
| 35 | CTD052543980 | NORTHEAST UTILITIES BERLIN COMPLEX | BERLIN | 629 |
| 36 | CTD134204916 | COYNE TEXTILE SERVICES INC | WATERBURY | 610 |
| 37 | CTD046233003 | CT GALVANIZING CORP | GLASTONBURY | 595 |
| 38 | CTD010170363 | STANLEY HARDWARE | NEW BRITAIN | 581 |
| 39 | CTD001148717 | TORRINGTON CO THE STAND ARD PLT | TORRINGTON | 576 |
| 40 | CTD990672081 | PRATT & WHITNEY | EAST HARTFORD | 543 |
| 41 | CTD004944625 | CHAMBERS M S & SONS INC | BALTIC | 502 |
| 42 | CTD983870924 | FRABRICATED METAL PRODUCTS INC | NAUGATUCK | 467 |
| 43 | CTD075407031 | NEW HAVEN TERMINAL | NEW HAVEN | 442 |
| 44 | CTD058507740 | CHANDLER EVANS CONTROL SYSTEMS DIV. | WEST HARTFORD | 407 |
| 45 | CTD991288788 | BONDED TECH INC | CROMWELL, | 405 |
| 46 | CTD001140862 | SPIROL INTERNATIONAL | DAYVILLE | 381 |
| 47 | CTD001145341 | HAMILTON STANDARD DIV OF UTC | WINDSOR LOCKS | 368 |
| 48 | CTD001162304 | AUTOMATIC PLATING OF BRIDGEPORT, INC | BRIDGEPORT | 360 |
| 49 | CTD024539967 | EASCO ALUMINUM | BERLIN | 339 |
| 50 | CTD000844365 | SYNTHETIC PROD CO DIV OF PLASTIC | STRATFORD | 333 |
| TOTAL | | | | 292,965 |

NOTE: STATE MAY HAVE FEWER THAN FIFTY GENERATORS.

## CONNECTICUT

### 1995 WASTE GENERATION, CONTINUED

4 QUANTITIES OF WASTE GENERATED IN 1995 THAT WERE

- REPORTED WITH ONLY CHARACTERISTIC WASTE CODES
- REPORTED WITH ONLY LISTED WASTE CODES
- REPORTED WITH BOTH CHARACTERISTIC AND LISTED WASTE CODES

| WASTE HAS ONLY CHARACTERISTIC CODES | TONS OF WASTE GENERATED | WASTE HAS ONLY LISTED CODES | TONS OF WASTE GENERATED | WASTE HAS BOTH CHARACTERISTIC AND LISTED CODES | TONS OF WASTE GENERATED |
|---|---|---|---|---|---|
| ONLY IGNITABLE | 3,012 | ONLY AN F CODE | 119,295 | | |
| ONLY CORROSIVE | 14,517 | ONLY A K CODE | 5 | | |
| ONLY REACTIVE | 1,104 | ONLY A P CODE | 8,077 | | |
| ONLY D004-17 | 24,297 | ONLY A U CODE | 210 | | |
| ONLY D018-43 | 496 | | | | |
| HAS MORE THAN ONE CHARACTERISTIC CODE | 75,715 | HAS MORE THAN ONE LISTED CODE | 116 | | |
| TOTAL | 119,142 | TOTAL | 127,703 | TOTAL CHAR. AND LISTED | 63,918 |

5 QUANTITIES OF WASTE GENERATED IN 1995 THAT WERE MULTIPLY CODED

| WASTE HAS ONLY CHARACTERISTIC CODES BUT MORE THAN ONE APPLIES | TONS OF WASTE GENERATED | ONLY LISTED CODES BUT HAS MORE THAN ONE | TONS OF WASTE GENERATED | BOTH CHAR. & LISTED CODES | TONS OF WASTE GENERATE |
|---|---|---|---|---|---|
| HAS IGNITABLE CODE | 4,935 | | | IGN. W/ AT LEAST 1 LSTD | 28,43 |
| HAS CORROSIVE CODE | 71,255 | | | CORR. W/ AT LEAST 1 LSTD | 31,20 |
| HAS REACTIVE CODE | 236 | | | REACT. W/ AT LEAST 1 LSTD | 5,06 |
| HAS D004-D017 CODE | 71,434 | | | D004-17 W/ AT LEAST 1 LSTD | 24,28 |
| HAS D018-D043 CODE | 4,247 | | | D018-43 W/ AT LEAST 1 LSTD | 24,15 |
| | | HAS AN F CODE | 116 | F WASTE W/ AT LEAST 1 CHAR | 56,78 |
| | | HAS A K CODE | 0 | K WASTE W/ AT LEAST 1 CHAR | 11,02 |
| | | HAS A P CODE | 0 | P WASTE W/ AT LEAST 1 CHAR | 4,35 |
| | | HAS A U CODE | 116 | U WASTE W/ AT LEAST 1 CHAR | 4,90 |
| TOTAL | 75,715 | TOTAL | 116 | TOTAL | 63,91 |

NOTE: COLUMNS DO NOT SUM TO TOTAL BECAUSE A WASTE CODE MAY APPLY TO MORE THAN ONE WASTE.
MIXTURES WITH IGNITABLE, CORROSIVE, REACTIVE, D004-17, AND D018-43 CHARACTERISTIC CODES ALSO MAY CONTAIN OTHER CHARACTERISTIC WASTE CODES.
SIMILARLY, WASTES WITH F,K,P, AND U LISTED CODES MAY HAVE OTHER LISTED WASTE CODES.

# CONNECTICUT

## 1995 WASTE MANAGEMENT

6 NUMBER OF RCRA TSD FACILITIES: 43

7 QUANITY OF RCRA HAZARDOUS WASTE MANAGED: 154,729 TONS

8 FIFTY LARGEST RCRA HAZARDOUS WASTE MANAGEMENT FACILITIES, 1995

| RANK | EPA ID | SITE NAME | CITY | TONS OF WASTE MANAGED |
|---|---|---|---|---|
| 1 | CTD001168137 | IDEAL MFG. | BEACON FALLS | 98,737 |
| 2 | CTD001147495 | PFIZER INC. | GROTON | 21,306 |
| 3 | CTD021816889 | UNITED OIL RECOVERY, INC. | MERIDEN | 15,981 |
| 4 | CTD072138969 | ENVIRONMENTAL WASTE RESOURCES | WATERBURY | 7,901 |
| 5 | CTD000604488 | CLEAN HARBORS OF CONNECTICUT, INC | BRISTOL | 7,247 |
| 6 | CTD990672081 | PRATT & WHITNEY | EAST HARTFORD | 912 |
| 7 | CTD001173467 | CYTEC IND INC WALLINFORD | WALLINGFORD | 801 |
| 8 | CTD001453216 | SPORTING GOODS PROPERTIES INC | BRIDGEPORT | 669 |
| 9 | CTD001159730 | DOW CHEMICAL CO. ALLYS POINT PLT | GALES FERRY | 633 |
| 10 | CTD002593887 | BRIDGEPORT UNITED RECYCLING INC | BRIDGEPORT | 486 |
| 11 | CTD001166586 | BIC CORP | MILFORD | 51 |
| 12 | CTD001145341 | HAMILTON STANDARD DIV OF UTC | WINDSOR LOCKS | 4 |
| 13 | CTD001169010 | ENTHONE-OMI INC | WEST HAVEN | 3 |
| 14 | CTD000791095 | AMERICAN HOME SHERWOOD DAVIS & GECK | DANBURY | 0 |
| 15 | CTD000845198 | MILLSTONE NUCLEAR POWER STATION | WATERFORD | 0 |
| 16 | CTD001155225 | KAMAN AEROSPACE CORP. | BLOOMFIELD | 0 |
| 17 | CTD001159557 | COMBUSTION ENGINEERING INC | WINDSOR | 0 |
| 18 | CTD001164599 | MACDERMID INC | WATERBURY | 0 |
| 19 | CTD001168533 | THE UPJOHN COMPANY N.HAVEN OPERATIONS | NORTH HAVEN | 0 |
| 20 | CTD001449511 | PRATT & WHITNEY | NORTH HAVEN | 0 |
| 21 | CTD001449826 | UNIROYAL CHEMICAL COMPANY, INC. | NAUGATUCK | 0 |
| 22 | CTD062204573 | KAMATICS CORP. | BLOOMFIELD | 0 |
| 23 | CTD065529158 | KAMAN AEROSPACE CORP. | MOOSUP | 0 |
| 24 | CTD980916779 | OLIN CORP CHEM GRP RESEARCH CENTER | CHESHIRE | 0 |
| 25 | CT6890113792 | US ENERGY DEPT KNOLLS ATOMIC POWER | WINDSOR | 0 |
| TOTAL | | | | 154,729 |

NOTE: COLUMNS MAY NOT SUM DUE TO ROUNDING.
STATE MAY HAVE FEWER THAN FIFTY FACILITIES THAT MANAGED WASTE.
QUANTITY MANAGED ONLY BY STORAGE IS EXCLUDED.

## CONNECTICUT

### 1995 WASTE MANAGEMENT, CONTINUED

9 QUANTITY OF RCRA HAZARDOUS WASTE MANAGED BY MANAGEMENT METHOD, 1995

| MANAGEMENT METHOD | SYSTEM TYPE CODE | QUANTITY MANAGED (TONS) | PERCENTAGE OF QUANTITY | NUMBER OF FACILITIES | PERCENTAGE OF FACILITIES |
|---|---|---|---|---|---|
| METALS RECOVERY (FOR REUSE) | M011-M019 | 0 | .0 | 1 | 7.7 |
| SOLVENTS RECOVERY | M021-M029 | 4 | .0 | 1 | 7.7 |
| OTHER RECOVERY | M031-M039 | 1,985 | 1.3 | 2 | 15.4 |
| INCINERATION | M041-M049 | 1,442 | .9 | 2 | 15.4 |
| ENERGY RECOVERY (REUSE AS FUEL) | M051-M059 | 1,437 | .9 | 3 | 23.1 |
| FUEL BLENDING | M061 | 18,513 | 12.0 | 4 | 30.8 |
| AQUEOUS INORGANIC TREATMENT | M071-M079 | 105,259 | 68.0 | 4 | 30.8 |
| AQUEOUS ORGANIC TREATMENT | M081-M089 | 21,471 | 13.9 | 2 | 15.4 |
| STABILIZATION | M111-M119 | 4,571 | 3.0 | 2 | 15.4 |
| OTHER TREATMENT | M121-M129 | 48 | .0 | 1 | 7.7 |
| TOTAL | | 154,729 | 100.0 | 13 | |

10 MANAGEMENT METHOD, BY QUANTITY OF RCRA HAZARDOUS WASTE MANAGED, 1995

| MANAGEMENT METHOD | SYSTEM TYPE CODE | QUANTITY MANAGED (TONS) | PERCENTAGE OF QUANTITY | NUMBER OF FACILITIES | PERCENTAGE OF FACILITIES |
|---|---|---|---|---|---|
| AQUEOUS INORGANIC TREATMENT | M071-M079 | 105,259 | 68.0 | 4 | 30.8 |
| AQUEOUS ORGANIC TREATMENT | M081-M089 | 21,471 | 13.9 | 2 | 15.4 |
| FUEL BLENDING | M061 | 18,513 | 12.0 | 4 | 30.8 |
| STABILIZATION | M111-M119 | 4,571 | 3.0 | 2 | 15.4 |
| OTHER RECOVERY | M031-M039 | 1,985 | 1.3 | 2 | 15.4 |
| INCINERATION | M041-M049 | 1,442 | .9 | 2 | 15.4 |
| ENERGY RECOVERY (REUSE AS FUEL) | M051-M059 | 1,437 | .9 | 3 | 23.1 |
| OTHER TREATMENT | M121-M129 | 48 | .0 | 1 | 7.7 |
| SOLVENTS RECOVERY | M021-M029 | 4 | .0 | 1 | 7.7 |
| METALS RECOVERY (FOR REUSE) | M011-M019 | 0 | .0 | 1 | 7.7 |
| TOTAL | | 154,729 | 100.0 | 13 | |

NOTE: QUANTITY MANAGED ONLY BY STORAGE IS EXCLUDED.
FACILITIES WITH ONLY STORAGE UNITS ARE EXCLUDED.
COLUMNS MAY NOT SUM DUE TO ROUNDING.
COLUMNS MAY NOT SUM TO TOTAL BECAUSE FACILITIES MAY HAVE MULTIPLE HANDLING METHODS.

# CONNECTICUT

## 1995 WASTE MANAGEMENT, CONTINUED

11 MANAGEMENT METHOD AND QUANTITY OF RCRA HAZARDOUS WASTE MANAGED BY NUMBER OF FACILITIES, 1995

| MANAGEMENT METHOD | SYSTEM TYPE CODE | QUANTITY MANAGED (TONS) | PERCENTAGE OF QUANTITY | NUMBER OF FACILITIES | PERCENTAGE OF FACILITIES |
|---|---|---|---|---|---|
| FUEL BLENDING | M061 | 18,513 | 12.0 | 4 | 30.8 |
| AQUEOUS INORGANIC TREATMENT | M071-M079 | 105,259 | 68.0 | 4 | 30.8 |
| ENERGY RECOVERY (REUSE AS FUEL) | M051-M059 | 1,437 | .9 | 3 | 23.1 |
| OTHER RECOVERY | M031-M039 | 1,985 | 1.3 | 2 | 15.4 |
| INCINERATION | M041-M049 | 1,442 | .9 | 2 | 15.4 |
| AQUEOUS ORGANIC TREATMENT | M081-M089 | 21,471 | 13.9 | 2 | 15.4 |
| STABILIZATION | M111-M119 | 4,571 | 3.0 | 2 | 15.4 |
| METALS RECOVERY (FOR REUSE) | M011-M019 | 0 | .0 | 1 | 7.7 |
| SOLVENTS RECOVERY | M021-M029 | 4 | .0 | 1 | 7.7 |
| OTHER TREATMENT | M121-M129 | 48 | .0 | 1 | 7.7 |
| TOTAL | | 154,729 | 100.0 | 13 | |

NOTE: QUANTITY MANAGED ONLY BY STORAGE IS EXCLUDED.
FACILITIES WITH ONLY STORAGE UNITS ARE EXCLUDED.
COLUMNS MAY NOT SUM DUE TO ROUNDING.
COLUMNS MAY NOT SUM TO TOTAL BECAUSE FACILITIES MAY HAVE MULTIPLE HANDLING METHODS.

12 QUANTITY AND PERCENTAGE OF RCRA HAZARDOUS WASTEWATER AND NON-WASTEWATER MANAGED IN 1995

| MANAGEMENT TYPE | TONS MANAGED | PERCENTAGE |
|---|---|---|
| WASTEWATER | 128,314 | 82.9 |
| NON-WASTEWATER | 26,414 | 17.1 |
| TOTAL | 154,729 | 100.0 |

## CONNECTICUT

### 1995 WASTE SHIPMENTS

13 NUMBER OF RCRA HAZARDOUS WASTE SHIPPERS: 394

14 QUANITIY OF RCRA HAZARDOUS WASTE SHIPPED: 117,260 TONS

15 FIFTY LARGEST RCRA HAZARDOUS WASTE SHIPPERS, 1995

| RANK | EPA ID | SITE NAME | CITY | QUANTITY SHIPPED (TONS) |
|---|---|---|---|---|
| 1 | CTD001147495 | PFIZER INC. | GROTON | 17,770 |
| 2 | CTD052538733 | M Q S INSPECTION INC | HARTFORD | 14,959 |
| 3 | CTD072138969 | ENVIRONMENTAL WASTE RESOURCES | WATERBURY | 7,318 |
| 4 | CTD001169010 | ENTHONE-OMI INC | WEST HAVEN | 6,448 |
| 5 | CTD000604488 | CLEAN HARBORS OF CONNECTICUT, INC | BRISTOL | 5,780 |
| 6 | CTD018631952 | STANLEY BOSTITCH | CLINTON | 4,100 |
| 7 | CTD001156009 | SAFETY KLEEN CORP | PLAINFIELD | 3,675 |
| 8 | CTD002593887 | BRIDGEPORT UNITED RECYCLING INC | BRIDGEPORT | 2,828 |
| 9 | CTD001147875 | NAVAL PRODUCTS | UNCASVILLE | 2,502 |
| 10 | CTD001449784 | SIKORSKY AIRCRAFT CORP | STRATFORD | 2,272 |
| 11 | CTD001183763 | CIRCUIT-WISE, INC. | NORTH HAVEN | 2,011 |
| 12 | CTD001164599 | MACDERMID INC | WATERBURY | 2,002 |
| 13 | CTD037510377 | U.S. CHROME CORP OF CT | STRATFORD | 1,950 |
| 14 | CTD001450154 | WHYCO CHROMIUM CO INC | THOMASTON | 1,874 |
| 15 | CTD001449826 | UNIROYAL CHEMICAL COMPANY, INC. | NAUGATUCK | 1,456 |
| 16 | CTD001141829 | WYMAN GORDAN INVESTMENT CASTINGS | GROTON | 1,404 |
| 17 | CT4170022020 | US NAVAL SUBMARINE BASE | GROTON | 1,335 |
| 18 | CTD001181205 | VANDERBILT CHEMICAL CORP | BETHEL | 1,188 |
| 19 | CTD002496909 | SUMMIT CORP OF AMERICA | THOMASTON | 1,090 |
| 20 | CTD004944625 | CHAMBERS M S & SONS INC | BALTIC | 944 |
| 21 | CTD983871898 | CARTEN CONTROLS INC | MIDDLEBURY | 933 |
| 22 | CTD000845982 | SAFETY-KLEEN CORP | WEST HARTFORD | 873 |
| 23 | CTD001145341 | HAMILTON STANDARD DIV OF UTC | WINDSOR LOCKS | 847 |
| 24 | CTD075133835 | HAMPFORD RESEARCH, INC. | STRATFORD | 793 |
| 25 | CTR000002642 | PEK ELECTRONICS, INC. | WEST HAVEN | 782 |
| 26 | CTD980667927 | SAFETY-KLEEN CORP | BRANFORD | 751 |
| 27 | CTD060008307 | BRASS CENTER LTD. | WATERBURY | 740 |
| 28 | CTD039275722 | TORRINGTON CO ABU | NEWINGTON | 710 |
| 29 | CTD001864024 | CYTEC INDUSTRIES INC | STAMFORD | 693 |
| 30 | CTD042279513 | KING INDUSTRIES, INC. | NORWALK | 682 |
| 31 | CTD001449511 | PRATT & WHITNEY | NORTH HAVEN | 675 |
| 32 | CTD001162809 | MORTON INTERNATIONAL | STAMFORD | 632 |
| 33 | CTD052543980 | NORTHEAST UTILITIES BERLIN COMPLEX | BERLIN | 629 |
| 34 | CTD134204916 | COYNE TEXTILE SERVICES INC | WATERBURY | 610 |
| 35 | CTD046233003 | CT GALVANIZING CORP | GLASTONBURY | 595 |
| 36 | CTD010170363 | STANLEY HARDWARE | NEW BRITAIN | 581 |
| 37 | CTD001173467 | CYTEC IND INC WALLINFORD | WALLINGFORD | 575 |
| 38 | CTD001148717 | TORRINGTON CO THE STAND ARD PLT | TORRINGTON | 575 |
| 39 | CTD001159730 | DOW CHEMICAL CO. ALLYS POINT PLT | GALES FERRY | 547 |
| 40 | CTD001162460 | LIGHT METALS COLORING CO INC | SOUTHINGTON | 514 |
| 41 | CTD983870924 | FRABRICATED METAL PRODUCTS INC | NAUGATUCK | 467 |
| 42 | CTD075407031 | NEW HAVEN TERMINAL | NEW HAVEN | 442 |
| 43 | CTD058507740 | CHANDLER EVANS CONTROL SYSTEMS DIV. | WEST HARTFORD | 408 |
| 44 | CTD001140862 | SPIROL INTERNATIONAL | DAYVILLE | 381 |
| 45 | CTD001162304 | AUTOMATIC PLATING OF BRIDGEPORT, INC | BRIDGEPORT | 360 |
| 46 | CTD024539967 | EASCO ALUMINUM | BERLIN | 339 |
| 47 | CTD000844365 | SYNTHETIC PROD CO DIV OF PLASTIC | STRATFORD | 333 |
| 48 | CTD001147842 | ELECTRIC BOAT CORPORATION | GROTON | 330 |
| 49 | CTD000844399 | PRATT & WHITNEY AIRCRAFT | EAST HARTFORD | 330 |
| 50 | CTD000652206 | NORTH AMERICAN PRINTED CIRCUITS | STAFFORDVILLE | 320 |
| TOTAL | | | | 100,353 |

NOTE: COLUMNS MAY NOT SUM DUE TO ROUNDING.
STATE MAY HAVE FEWER THAN FIFTY SHIPPERS.

# CONNECTICUT

## 1995 WASTE RECEIPTS

16 NUMBER OF RCRA HAZARDOUS WASTE RECEIVERS: 12

17 QUANITIY OF RCRA HAZARDOUS WASTE RECEIVED: 42,013 TONS

18 FIFTY LARGEST RCRA HAZARDOUS WASTE RECEIVERS, 1995

| RANK | EPA ID | SITE NAME | CITY | QUANTITY RECEIVED (TONS) |
|---|---|---|---|---|
| 1 | CTD021816889 | UNITED OIL RECOVERY, INC. | MERIDEN | 15,981 |
| 2 | CTD000604488 | CLEAN HARBORS OF CONNECTICUT, INC | BRISTOL | 11,430 |
| 3 | CTD072138969 | ENVIRONMENTAL WASTE RESOURCES | WATERBURY | 7,705 |
| 4 | CTD001156009 | SAFETY KLEEN CORP | PLAINFIELD | 3,854 |
| 5 | CTD000845982 | SAFETY-KLEEN CORP | WEST HARTFORD | 778 |
| 6 | CTD980667927 | SAFETY-KLEEN CORP | BRANFORD | 721 |
| 7 | CTD990672081 | PRATT & WHITNEY | EAST HARTFORD | 709 |
| 8 | CTD002593887 | BRIDGEPORT UNITED RECYCLING INC | BRIDGEPORT | 486 |
| 9 | CTD983896341 | LOGANO TRANSPORTATION CO INC | PORTALND | 166 |
| 10 | CTD089631956 | EAST COAST ENVIRONMENTAL SERVICES | NEW HAVEN | 130 |
| 11 | CTD001145341 | HAMILTON STANDARD DIV OF UTC | WINDSOR LOCKS | 48 |
| 12 | CTD001169010 | ENTHONE-OMI INC | WEST HAVEN | 3 |
| TOTAL | | | | 42,013 |

NOTE: COLUMNS MAY NOT SUM DUE TO ROUNDING.
STATE MAY HAVE FEWER THAN FIFTY FACILITIES THAT RECEIVED WASTE.

## CONNECTICUT

### 1995 WASTE RECEIPTS, CONTINUED

19 QUANTITY OF RCRA HAZARDOUS WASTE MANAGED, BY MANGEMENT METHOD, LIMITED TO WASTE RECEIVED FROM OFFSITE, 1995

| MANAGEMENT METHOD | SYSTEM TYPE CODE | QUANTITY MANAGED (TONS) | PERCENTAGE OF QUANTITY | NUMBER OF FACILITIES | PERCENTAGE OF FACILITIES |
|---|---|---|---|---|---|
| METALS RECOVERY (FOR REUSE) | M011-M019 | 0 | .0 | 1 | 16.7 |
| OTHER RECOVERY | M031-M039 | 1,985 | 6.4 | 2 | 33.3 |
| FUEL BLENDING | M061 | 18,512 | 59.8 | 4 | 66.7 |
| AQUEOUS INORGANIC TREATMENT | M071-M079 | 5,533 | 17.9 | 2 | 33.3 |
| AQUEOUS ORGANIC TREATMENT | M081-M089 | 1,607 | 5.2 | 1 | 16.7 |
| STABILIZATION | M111-M119 | 3,336 | 10.8 | 2 | 33.3 |
| TOTAL | | 30,974 | 100.0 | 6 | |

20 MANAGEMENT METHOD, BY QUANTITY OF RCRA HAZARDOUS WASTE MANAGED, LIMITED TO WASTE RECEIVED FROM OFFSITE, 1995

| MANAGEMENT METHOD | SYSTEM TYPE CODE | QUANTITY MANAGED (TONS) | PERCENTAGE OF QUANTITY | NUMBER OF FACILITIES | PERCENTAGE OF FACILITIES |
|---|---|---|---|---|---|
| FUEL BLENDING | M061 | 18,512 | 59.8 | 4 | 66.7 |
| AQUEOUS INORGANIC TREATMENT | M071-M079 | 5,533 | 17.9 | 2 | 33.3 |
| STABILIZATION | M111-M119 | 3,336 | 10.8 | 2 | 33.3 |
| OTHER RECOVERY | M031-M039 | 1,985 | 6.4 | 2 | 33.3 |
| AQUEOUS ORGANIC TREATMENT | M081-M089 | 1,607 | 5.2 | 1 | 16.7 |
| METALS RECOVERY (FOR REUSE) | M011-M019 | 0 | .0 | 1 | 16.7 |
| TOTAL | | 30,974 | 100.0 | 6 | |

NOTE: QUANTITY MANAGED ONLY BY STORAGE IS EXCLUDED.
FACILITIES WITH ONLY STORAGE UNITS ARE EXCLUDED.
COLUMNS MAY NOT SUM DUE TO ROUNDING.
COLUMNS MAY NOT SUM TO TOTAL BECAUSE FACILITIES MAY HAVE MULTIPLE HANDLING METHODS.

## CONNECTICUT

### 1995 WASTE RECEIPTS, CONTINUED

21 MANAGEMENT METHOD AND QUANTITY OF RCRA HAZARDOUS WASTE MANAGED, BY NUMBER OF FACILITIES, LIMITED TO WASTE RECEIVED FROM OFF SITE, 1995

| MANAGEMENT METHOD | SYSTEM TYPE CODE | QUANTITY MANAGED (TONS) | PERCENTAGE OF QUANTITY | NUMBER OF FACILITIES | PERCENTAGE OF FACILITIES |
|---|---|---|---|---|---|
| FUEL BLENDING | M061 | 18,512 | 59.8 | 4 | 66.7 |
| OTHER RECOVERY | M031-M039 | 1,985 | 6.4 | 2 | 33.3 |
| AQUEOUS INORGANIC TREATMENT | M071-M079 | 5,533 | 17.9 | 2 | 33.3 |
| STABILIZATION | M111-M119 | 3,336 | 10.8 | 2 | 33.3 |
| METALS RECOVERY (FOR REUSE) | M011-M019 | 0 | .0 | 1 | 16.7 |
| AQUEOUS ORGANIC TREATMENT | M081-M089 | 1,607 | 5.2 | 1 | 16.7 |
| TOTAL | | 30,974 | 100.0 | 6 | |

NOTE: QUANTITY MANAGED ONLY BY STORAGE IS EXCLUDED.
FACILITIES WITH ONLY STORAGE UNITS ARE EXCLUDED.
COLUMNS MAY NOT SUM DUE TO ROUNDING.
COLUMNS MAY NOT SUM TO TOTAL BECAUSE FACILITIES MAY HAVE MULTIPLE HANDLING METHODS.

## CONNECTICUT

### 1995 IMPORTS AND EXPORTS

| | | | |
|---|---|---|---|
| 22 | QUANTITY OF RCRA HAZARDOUS WASTE IMPORTED: | 26,360 | TONS |
| 23 | QUANTITY OF RCRA HAZARDOUS WASTE EXPORTED: | 96,323 | TONS |

# DELAWARE

## 1995 WASTE GENERATION

1 NUMBER OF RCRA LARGE QUANTITY GENERATORS (LQGS): 64

2 QUANTITY OF RCRA HAZARDOUS WASTE GENERATED: 66,021

3 FIFTY LARGEST RCRA HAZARDOUS WASTE GENERATORS IN THE STATE, 1995

| RANK | EPA ID | SITE NAME | CITY | TOTAL GENERATED (TONS) |
|---|---|---|---|---|
| 1 | DED000757021 | SPI POLYOLS, INC. | NEW CASTLE | 43,959 |
| 2 | DED002276764 | CITISTEEL USA INC | CLAYMONT | 5,042 |
| 3 | DED980830400 | CIBA-GEIGY CORP, PIGMENTS DEPT | NEWPORT | 3,078 |
| 4 | DED041212473 | STANDARD CHLORINE OF DE | DELAWARE CITY | 2,600 |
| 5 | DED002329738 | STAR ENTERPRISE | DELAWARE CITY | 2,239 |
| 6 | DEP000001224 | DELAWARE SAND & GRAVEL | NEW CASTLE | 1,941 |
| 7 | DED002342020 | ICI AMERICAS - ATLAS POINT SITE | NEW CASTLE | 1,457 |
| 8 | DED002369205 | GM ASSEMBLY DIVISION | WILMINGTON | 1,072 |
| 9 | DED003930807 | DUPONT EXPERIMENTAL STATION | WILMINGTON | 806 |
| 10 | DED003913266 | OCCIDENTAL CHEMICAL CORPORATION | DELAWARE CITY | 591 |
| 11 | DED002357408 | CHRYSLER CORPORATION | NEWARK | 543 |
| 12 | DED002353092 | JOHNSON CONTROLS GLOBE BATTERY | MIDDLETOWN | 342 |
| 13 | DED085693646 | NORAMCO | WILMINGTON | 335 |
| 14 | DED069876795 | JAMES RIVER CORPORATION | NEW CASTLE | 220 |
| 15 | DED984071068 | DUPONT MERCK PHARM CO. | WILMINGTON | 199 |
| 16 | DED980827919 | ALLOY SURFACES COMPANY, INC | WILMINGTON | 131 |
| 17 | DED064370992 | DUPONT - STINE-HASKELL | NEWARK | 108 |
| 18 | DED154576698 | GENERAL CHEMICAL | CLAYMONT | 107 |
| 19 | DED001315647 | HERCULES RESEARCH CENTER | WILMINGTON | 92 |
| 20 | DE8570024010 | DOVER AIR FORCE BASE | DOVER | 81 |
| 21 | DED980537781 | CAMDEL METALS CORP | CAMDEN | 74 |
| 22 | DED040835795 | PLAYTEX FAMILY PRODUCTS | DOVER | 63 |
| 23 | DED011028438 | ATLANTIC AVIATION CORP | NEW CASTLE | 58 |
| 24 | DED053304770 | HERCULES INC | MIDDLETOWN | 57 |
| 25 | DED984076265 | ZENECA - CHEM. ENG. LAB. | NEW CASTLE | 53 |
| 26 | DED982676595 | ROCKLAND TECHNOLOGIES | NEWPORT | 52 |
| 27 | DED984071282 | MEDAL | NEWPORT | 51 |
| 28 | DED131873853 | DANA CONTAINER CO. | WILMINGTON | 49 |
| 29 | DED000820399 | ZENECA INC. | WILMINGTON | 46 |
| 30 | DED001315704 | DUPONT - ENG. TEST CENTER | NEWARK | 44 |
| 31 | DED981743065 | L.D. CAULK CO W. MILFORD | MILFORD | 38 |
| 32 | DED981042724 | AMTRAK BEAR COMPLEX | BEAR | 33 |
| 33 | DED984075929 | RITE OFF INC | SEAFORD | 32 |
| 34 | DED021957444 | MFG JUSTIN TANKS | GEORGETOWN | 28 |
| 35 | DED984066118 | CHROME DEPOSIT CORPORATION | NEWARK | 28 |
| 36 | DED002348845 | DUPONT - SEAFORD PLANT | SEAFORD | 28 |
| 37 | DED000800284 | DUPONT - EDGEMOOR | EDGEMOOR | 24 |
| 38 | DED042263764 | DUPONT - GLASGOW BC | GLASGOW | 24 |
| 39 | DED002366854 | HARPER THIEL INC | WILMINGTON | 20 |
| 40 | DED002331536 | W. L. GORE & ASSOCIATES | NEWARK | 20 |
| 41 | DED054719851 | NANTICOKE HOMES INC | GREENWOOD | 19 |
| 42 | DED980551261 | ARLON INCORPORATED | BEAR | 18 |
| 43 | DED000820704 | UNIVERSITY OF DELAWARE | NEWARK | 18 |
| 44 | DED060058062 | AMTRAK WILMINGTON MAINT FACILITY | WILMINGTON | 18 |
| 45 | DED083235549 | L.D. CAULK CO. | MILFORD | 17 |
| 46 | DED984071365 | EXXON CO. USA #20624 | NEW CASTLE | 17 |
| 47 | DED081881724 | COOPER BEARINGS INC | DAGSBORO | 16 |
| 48 | DED003930799 | DUPONT - CHESTNUT RUN | WILMINGTON | 16 |
| 49 | DED981113681 | ICI - ACRYLICS | NEWPORT | 15 |
| 50 | DED984074914 | ECOCHEM | NEWPORT | 14 |
| TOTAL | | | | 65,930 |

NOTE: STATE MAY HAVE FEWER THAN FIFTY GENERATORS.

## DELAWARE

### 1995 WASTE GENERATION, CONTINUED

4 QUANTITIES OF WASTE GENERATED IN 1995 THAT WERE

- REPORTED WITH ONLY CHARACTERISTIC WASTE CODES
- REPORTED WITH ONLY LISTED WASTE CODES
- REPORTED WITH BOTH CHARACTERISTIC AND LISTED WASTE CODES

| WASTE HAS ONLY CHARACTERISTIC CODES | TONS OF WASTE GENERATED | WASTE HAS ONLY LISTED CODES | TONS OF WASTE GENERATED | WASTE HAS BOTH CHARACTERISTIC AND LISTED CODES | TONS OF WASTE GENERATED |
|---|---|---|---|---|---|
| ONLY IGNITABLE | 253 | ONLY AN F CODE | 1,279 | | |
| ONLY CORROSIVE | 44,312 | ONLY A K CODE | 2,423 | | |
| ONLY REACTIVE | 160 | ONLY A P CODE | 25 | | |
| ONLY D004-17 | 2,260 | ONLY A U CODE | 38 | | |
| ONLY D018-43 | 2,731 | | | | |
| HAS MORE THAN ONE CHARACTERISTIC CODE | 2,193 | HAS MORE THAN ONE LISTED CODE | 19 | | |
| TOTAL | 51,909 | TOTAL | 3,783 | TOTAL CHAR. AND LISTED | 10,291 |

5 QUANTITIES OF WASTE GENERATED IN 1995 THAT WERE MULTIPLY CODED

| WASTE HAS ONLY CHARACTERISTIC CODES BUT MORE THAN ONE APPLIES | TONS OF WASTE GENERATED | ONLY LISTED CODES BUT HAS MORE THAN ONE | TONS OF WASTE GENERATED | BOTH CHAR. & LISTED CODES | TONS OF WASTE GENERATI |
|---|---|---|---|---|---|
| HAS IGNITABLE CODE | 909 | | | IGN. W/ AT LEAST 1 LSTD | 4,0 |
| HAS CORROSIVE CODE | 1,238 | | | CORR. W/ AT LEAST 1 LSTD | 4 |
| HAS REACTIVE CODE | 1,162 | | | REACT. W/ AT LEAST 1 LSTD | |
| HAS D004-D017 CODE | 407 | | | D004-17 W/ AT LEAST 1 LSTD | 5,1 |
| HAS D018-D043 CODE | 734 | | | D018-43 W/ AT LEAST 1 LSTD | 1,3 |
| | | HAS AN F CODE | 18 | F WASTE W/ AT LEAST 1 CHAR | 5,0 |
| | | HAS A K CODE | 0 | K WASTE W/ AT LEAST 1 CHAR | 5,0 |
| | | HAS A P CODE | 0 | P WASTE W/ AT LEAST 1 CHAR | |
| | | HAS A U CODE | 19 | U WASTE W/ AT LEAST 1 CHAR | 18 |
| TOTAL | 2,193 | TOTAL | 19 | TOTAL | 10,29 |

NOTE: COLUMNS DO NOT SUM TO TOTAL BECAUSE A WASTE CODE MAY APPLY TO MORE THAN ONE WASTE.
MIXTURES WITH IGNITABLE, CORROSIVE, REACTIVE, D004-17, AND D018-43 CHARACTERISTIC CODES ALSO MAY CONTAIN OTHER CHARACTERISTIC WASTE CODES.
SIMILARLY, WASTES WITH F,K,P, AND U LISTED CODES MAY HAVE OTHER LISTED WASTE CODES.

# DELAWARE

## 1995 WASTE MANAGEMENT

6 NUMBER OF RCRA TSD FACILITIES: 5

7 QUANITY OF RCRA HAZARDOUS WASTE MANAGED: 1,812 TONS

8 FIFTY LARGEST RCRA HAZARDOUS WASTE MANAGEMENT FACILITIES, 1995

| RANK | EPA ID | SITE NAME | CITY | TONS OF WASTE MANAGED |
|---|---|---|---|---|
| 1 | DED003930807 | DUPONT EXPERIMENTAL STATION | WILMINGTON | 1,810 |
| 2 | DE8570024010 | DOVER AIR FORCE BASE | DOVER | 3 |
| 3 | DED002366854 | HARPER THIEL INC | WILMINGTON | 0 |
| TOTAL | | | | 1,812 |

NOTE: COLUMNS MAY NOT SUM DUE TO ROUNDING.
STATE MAY HAVE FEWER THAN FIFTY FACILITIES THAT MANAGED WASTE.
QUANTITY MANAGED ONLY BY STORAGE IS EXCLUDED.

## DELAWARE

### 1995 WASTE MANAGEMENT, CONTINUED

9 QUANTITY OF RCRA HAZARDOUS WASTE MANAGED BY MANAGEMENT METHOD, 1995

| MANAGEMENT METHOD | SYSTEM TYPE CODE | QUANTITY MANAGED (TONS) | PERCENTAGE OF QUANTITY | NUMBER OF FACILITIES | PERCENTAGE OF FACILITIES |
|---|---|---|---|---|---|
| SOLVENTS RECOVERY | M021-M029 | 2 | .1 | 1 | 50.0 |
| INCINERATION | M041-M049 | 1,810 | 99.8 | 1 | 50.0 |
| OTHER TREATMENT | M121-M129 | 1 | .0 | 1 | 50.0 |
| TOTAL | | 1,812 | 100.0 | 2 | |

10 MANAGEMENT METHOD, BY QUANTITY OF RCRA HAZARDOUS WASTE MANAGED, 1995

| MANAGEMENT METHOD | SYSTEM TYPE CODE | QUANTITY MANAGED (TONS) | PERCENTAGE OF QUANTITY | NUMBER OF FACILITIES | PERCENTAGE OF FACILITIES |
|---|---|---|---|---|---|
| INCINERATION | M041-M049 | 1,810 | 99.8 | 1 | 50.0 |
| SOLVENTS RECOVERY | M021-M029 | 2 | .1 | 1 | 50.0 |
| OTHER TREATMENT | M121-M129 | 1 | .0 | 1 | 50.0 |
| TOTAL | | 1,812 | 100.0 | 2 | |

NOTE: QUANTITY MANAGED ONLY BY STORAGE IS EXCLUDED.
FACILITIES WITH ONLY STORAGE UNITS ARE EXCLUDED.
COLUMNS MAY NOT SUM DUE TO ROUNDING.
COLUMNS MAY NOT SUM TO TOTAL BECAUSE FACILITIES MAY HAVE MULTIPLE HANDLING METHODS.

# DELAWARE

## 1995 WASTE MANAGEMENT, CONTINUED

11 MANAGEMENT METHOD AND QUANTITY OF RCRA HAZARDOUS WASTE MANAGED BY NUMBER OF FACILITIES, 1995

| MANAGEMENT METHOD | SYSTEM TYPE CODE | QUANTITY MANAGED (TONS) | PERCENTAGE OF QUANTITY | NUMBER OF FACILITIES | PERCENTAGE OF FACILITIES |
|---|---|---|---|---|---|
| SOLVENTS RECOVERY | M021-M029 | 2 | .1 | 1 | 50.0 |
| INCINERATION | M041-M049 | 1,810 | 99.8 | 1 | 50.0 |
| OTHER TREATMENT | M121-M129 | 1 | .0 | 1 | 50.0 |
| TOTAL | | 1,812 | 100.0 | 2 | |

NOTE: QUANTITY MANAGED ONLY BY STORAGE IS EXCLUDED.
FACILITIES WITH ONLY STORAGE UNITS ARE EXCLUDED.
COLUMNS MAY NOT SUM DUE TO ROUNDING.
COLUMNS MAY NOT SUM TO TOTAL BECAUSE FACILITIES MAY HAVE MULTIPLE HANDLING METHODS.

12 QUANTITY AND PERCENTAGE OF RCRA HAZARDOUS WASTEWATER AND NON-WASTEWATER MANAGED IN 1995

| MANAGEMENT TYPE | TONS MANAGED | PERCENTAGE |
|---|---|---|
| WASTEWATER | 12 | .6 |
| NON-WASTEWATER | 1,801 | 99.4 |
| TOTAL | 1,812 | 100.0 |

## DELAWARE

### 1995 WASTE SHIPMENTS

13 NUMBER OF RCRA HAZARDOUS WASTE SHIPPERS: 64

14 QUANITIY OF RCRA HAZARDOUS WASTE SHIPPED: 19,832 TONS

15 FIFTY LARGEST RCRA HAZARDOUS WASTE SHIPPERS, 1995

| RANK | EPA ID | SITE NAME | CITY | QUANTITY SHIPPED (TONS) |
|---|---|---|---|---|
| 1 | DED002276764 | CITISTEEL USA INC | CLAYMONT | 5,042 |
| 2 | DED980830400 | CIBA-GEIGY CORP, PIGMENTS DEPT | NEWPORT | 3,078 |
| 3 | DED041212473 | STANDARD CHLORINE OF DE | DELAWARE CITY | 2,622 |
| 4 | DED002329738 | STAR ENTERPRISE | DELAWARE CITY | 2,239 |
| 5 | DEP000001224 | DELAWARE SAND & GRAVEL | NEW CASTLE | 1,941 |
| 6 | DED002369205 | GM ASSEMBLY DIVISION | WILMINGTON | 1,073 |
| 7 | DED003913266 | OCCIDENTAL CHEMICAL CORPORATION | DELAWARE CITY | 591 |
| 8 | DED002357408 | CHRYSLER CORPORATION | NEWARK | 543 |
| 9 | DED003930807 | DUPONT EXPERIMENTAL STATION | WILMINGTON | 369 |
| 10 | DED085693646 | NORAMCO | WILMINGTON | 335 |
| 11 | DED984071068 | DUPONT MERCK PHARM CO. | WILMINGTON | 199 |
| 12 | DED064370992 | DUPONT - STINE-HASKELL | NEWARK | 137 |
| 13 | DED069876795 | JAMES RIVER CORPORATION | NEW CASTLE | 132 |
| 14 | DED980827919 | ALLOY SURFACES COMPANY, INC | WILMINGTON | 131 |
| 15 | DED154576698 | GENERAL CHEMICAL | CLAYMONT | 107 |
| 16 | DED011028438 | ATLANTIC AVIATION CORP | NEW CASTLE | 106 |
| 17 | DED001315647 | HERCULES RESEARCH CENTER | WILMINGTON | 92 |
| 18 | DED980537781 | CAMDEL METALS CORP | CAMDEN | 74 |
| 19 | DED040835795 | PLAYTEX FAMILY PRODUCTS | DOVER | 72 |
| 20 | DED053304770 | HERCULES INC | MIDDLETOWN | 57 |
| 21 | DED984076265 | ZENECA - CHEM. ENG. LAB. | NEW CASTLE | 53 |
| 22 | DED982676595 | ROCKLAND TECHNOLOGIES | NEWPORT | 52 |
| 23 | DED984071282 | MEDAL | NEWPORT | 51 |
| 24 | DED131873853 | DANA CONTAINER CO. | WILMINGTON | 49 |
| 25 | DED002353092 | JOHNSON CONTROLS GLOBE BATTERY | MIDDLETOWN | 47 |
| 26 | DE8570024010 | DOVER AIR FORCE BASE | DOVER | 47 |
| 27 | DED000820399 | ZENECA INC. | WILMINGTON | 46 |
| 28 | DED001315704 | DUPONT - ENG. TEST CENTER | NEWARK | 44 |
| 29 | DED981743065 | L.D. CAULK CO W. MILFORD | MILFORD | 38 |
| 30 | DED981042724 | AMTRAK BEAR COMPLEX | BEAR | 33 |
| 31 | DED984075929 | RITE OFF INC | SEAFORD | 32 |
| 32 | DED002342020 | ICI AMERICAS - ATLAS POINT SITE | NEW CASTLE | 29 |
| 33 | DED984066118 | CHROME DEPOSIT CORPORATION | NEWARK | 28 |
| 34 | DED002348845 | DUPONT - SEAFORD PLANT | SEAFORD | 28 |
| 35 | DED042263764 | DUPONT - GLASGOW BC | GLASGOW | 25 |
| 36 | DED083235549 | L.D. CAULK CO. | MILFORD | 24 |
| 37 | DED054719851 | NANTICOKE HOMES INC | GREENWOOD | 19 |
| 38 | DED060058062 | AMTRAK WILMINGTON MAINT FACILITY | WILMINGTON | 18 |
| 39 | DED980551261 | ARLON INCORPORATED | BEAR | 18 |
| 40 | DED000820704 | UNIVERSITY OF DELAWARE | NEWARK | 18 |
| 41 | DED000800284 | DUPONT - EDGEMOOR | EDGEMOOR | 18 |
| 42 | DED984071365 | EXXON CO. USA #20624 | NEW CASTLE | 17 |
| 43 | DED003930799 | DUPONT - CHESTNUT RUN | WILMINGTON | 16 |
| 44 | DED981113681 | ICI - ACRYLICS | NEWPORT | 15 |
| 45 | DED984074914 | ECOCHEM | NEWPORT | 14 |
| 46 | DED000621417 | DP&L - EDGEMOOR | WILMINGTON | 14 |
| 47 | DED980555122 | DUPONT - HOLLY RUN | NEWPORT | 12 |
| 48 | DED011001476 | REICHHOLD CHEMICALS INC | CHESWOLD | 10 |
| 49 | DED984071076 | DUPONT - MERCK S/H | NEWARK | 9 |
| 50 | DED000757021 | SPI POLYOLS, INC. | NEW CASTLE | 9 |
| TOTAL | | | | 19,771 |

NOTE: COLUMNS MAY NOT SUM DUE TO ROUNDING.
STATE MAY HAVE FEWER THAN FIFTY SHIPPERS.

# DELAWARE

## 1995 WASTE RECEIPTS

16 NUMBER OF RCRA HAZARDOUS WASTE RECEIVERS: 1

17 QUANITIY OF RCRA HAZARDOUS WASTE RECEIVED: 1,431 TONS

18 FIFTY LARGEST RCRA HAZARDOUS WASTE RECEIVERS, 1995

| RANK | EPA ID | SITE NAME | CITY | QUANTITY RECEIVED (TONS) |
|---|---|---|---|---|
| 1 | DED003930807 | DUPONT EXPERIMENTAL STATION | WILMINGTON | 1,431 |
| TOTAL | | | | 1,431 |

NOTE: COLUMNS MAY NOT SUM DUE TO ROUNDING.
STATE MAY HAVE FEWER THAN FIFTY FACILITIES THAT RECEIVED WASTE.

## DELAWARE

### 1995 WASTE RECEIPTS, CONTINUED

19 QUANTITY OF RCRA HAZARDOUS WASTE MANAGED, BY MANGEMENT METHOD, LIMITED TO WASTE RECEIVED FROM OFFSITE, 1995

| MANAGEMENT METHOD | SYSTEM TYPE CODE | QUANTITY MANAGED (TONS) | PERCENTAGE OF QUANTITY | NUMBER OF FACILITIES | PERCENTAGE OF FACILITIES |
|---|---|---|---|---|---|
| INCINERATION | M041-M049 | 1,417 | 100.0 | 1 | 100.0 |
| TOTAL | | 1,417 | 100.0 | 1 | |

20 MANAGEMENT METHOD, BY QUANTITY OF RCRA HAZARDOUS WASTE MANAGED, LIMITED TO WASTE RECEIVED FROM OFFSITE, 1995

| MANAGEMENT METHOD | SYSTEM TYPE CODE | QUANTITY MANAGED (TONS) | PERCENTAGE OF QUANTITY | NUMBER OF FACILITIES | PERCENTAGE OF FACILITIES |
|---|---|---|---|---|---|
| INCINERATION | M041-M049 | 1,417 | 100.0 | 1 | 100.0 |
| TOTAL | | 1,417 | 100.0 | 1 | |

NOTE: QUANTITY MANAGED ONLY BY STORAGE IS EXCLUDED.
FACILITIES WITH ONLY STORAGE UNITS ARE EXCLUDED.
COLUMNS MAY NOT SUM DUE TO ROUNDING.
COLUMNS MAY NOT SUM TO TOTAL BECAUSE FACILITIES MAY HAVE MULTIPLE HANDLING METHODS.

# DELAWARE

## 1995 WASTE RECEIPTS, CONTINUED

21 MANAGEMENT METHOD AND QUANTITY OF RCRA HAZARDOUS WASTE MANAGED, BY NUMBER OF FACILITIES, LIMITED TO WASTE RECEIVED FROM OFF SITE, 1995

| MANAGEMENT METHOD | SYSTEM TYPE CODE | QUANTITY MANAGED (TONS) | PERCENTAGE OF QUANTITY | NUMBER OF FACILITIES | PERCENTAGE OF FACILITIES |
|---|---|---|---|---|---|
| INCINERATION | M041-M049 | 1,417 | 100.0 | 1 | 100.0 |
| TOTAL | | 1,417 | 100.0 | 1 | |

NOTE: QUANTITY MANAGED ONLY BY STORAGE IS EXCLUDED.
FACILITIES WITH ONLY STORAGE UNITS ARE EXCLUDED.
COLUMNS MAY NOT SUM DUE TO ROUNDING.
COLUMNS MAY NOT SUM TO TOTAL BECAUSE FACILITIES MAY HAVE MULTIPLE HANDLING METHODS.

## DELAWARE

### 1995 IMPORTS AND EXPORTS

| | | | |
|---|---|---|---|
| 22 | QUANTITY OF RCRA HAZARDOUS WASTE IMPORTED: | 1,223 | TONS |
| 23 | QUANTITY OF RCRA HAZARDOUS WASTE EXPORTED: | 19,438 | TONS |

# DISTRICT OF COLUMBIA

## 1995 WASTE GENERATION

1 NUMBER OF RCRA LARGE QUANTITY GENERATORS (LQGS): 18

2 QUANTITY OF RCRA HAZARDOUS WASTE GENERATED: 764

3 FIFTY LARGEST RCRA HAZARDOUS WASTE GENERATORS IN THE STATE, 1995

| RANK | EPA ID | SITE NAME | CITY | TOTAL GENERATED (TONS) |
|---|---|---|---|---|
| 1 | DC2200907812 | U S BUREAU OF ENGRAVING AND PRINTING | WASHINGTON | 260 |
| 2 | DCR000000315 | EXXON CO USA 27988 | WASHINGTON | 136 |
| 3 | DCD000819516 | PEPCO BENNING ROAD GENERATING STATION | WASHINGTON | 100 |
| 4 | DCD077797793 | WASHINGTON GAS LIGHT CO | WASHINGTON | 38 |
| 5 | DCD003238193 | WASHINGTON POST NEWSPAPER-SOUTHEAST PLT | WASHINGTON | 29 |
| 6 | DC1960000908 | US WASHINGTON ADUEDUCT DIVISION | WASHINGTON | 25 |
| 7 | DC4141707162 | ARCHITECT OF THE CAPITOL | WASHINGTON | 25 |
| 8 | DC4210021156 | WALTER REED ARMY MEDICAL CENTER | WASHINGTON | 23 |
| 9 | DC9570090036 | BOLLING AIR FORCE BASE | WASHINGTON | 19 |
| 10 | DCD003245768 | WASHINGTON POST NEWSPAPER THE | WASHINGTON | 19 |
| 11 | DCD981737422 | WMATA BRENTWOOD | WASHINGTON | 15 |
| 12 | DCD049515844 | GEORGETOWN UNIVERSITY | WASHINGTON | 15 |
| 13 | DC8470000086 | FOOD & DRUG ADMINISTRATION FB 8 | WASHINGTON | 12 |
| 14 | DC8170024311 | NAVAL RESEARCH LABORATORY | WASHINGTON | 11 |
| 15 | DC4170000901 | U S NAVAL DISTRICT WASH ANACOSTIA | WASHINGTON | 11 |
| 16 | DCD980555643 | WMATA BLADENSBURG | WASHINGTON | 11 |
| 17 | DC4040005031 | U S GOVERNMENT PRINTING OFFICE | WASHINGTON | 10 |
| 18 | DCD983969981 | WMATA BLAIR RD | WASHINGTON | 3 |
| TOTAL | | | | 764 |

NOTE: STATE MAY HAVE FEWER THAN FIFTY GENERATORS.

## DISTRICT OF COLUMBIA

### 1995 WASTE GENERATION, CONTINUED

4 QUANTITIES OF WASTE GENERATED IN 1995 THAT WERE

- REPORTED WITH ONLY CHARACTERISTIC WASTE CODES
- REPORTED WITH ONLY LISTED WASTE CODES
- REPORTED WITH BOTH CHARACTERISTIC AND LISTED WASTE CODES

| WASTE HAS ONLY CHARACTERISTIC CODES | TONS OF WASTE GENERATED | WASTE HAS ONLY LISTED CODES | TONS OF WASTE GENERATED | WASTE HAS BOTH CHARACTERISTIC AND LISTED CODES | TONS OF WASTE GENERATED |
|---|---|---|---|---|---|
| ONLY IGNITABLE | 138 | ONLY AN F CODE | 9 | | |
| ONLY CORROSIVE | 68 | ONLY A K CODE | 0 | | |
| ONLY REACTIVE | 2 | ONLY A P CODE | 1 | | |
| ONLY D004-17 | 117 | ONLY A U CODE | 2 | | |
| ONLY D018-43 | 40 | | | | |
| HAS MORE THAN ONE CHARACTERISTIC CODE | 195 | HAS MORE THAN ONE LISTED CODE | 7 | | |
| TOTAL | 560 | TOTAL | 19 | TOTAL CHAR. AND LISTED | 178 |

5 QUANTITIES OF WASTE GENERATED IN 1995 THAT WERE MULTIPLY CODED

| WASTE HAS ONLY CHARACTERISTIC CODES BUT MORE THAN ONE APPLIES | TONS OF WASTE GENERATED | ONLY LISTED CODES BUT HAS MORE THAN ONE | TONS OF WASTE GENERATED | BOTH CHAR. & LISTED CODES | TONS OF WASTE GENERATE |
|---|---|---|---|---|---|
| HAS IGNITABLE CODE | 169 | | | IGN. W/ AT LEAST 1 LSTD | 9 |
| HAS CORROSIVE CODE | 18 | | | CORR. W/ AT LEAST 1 LSTD | 9 |
| HAS REACTIVE CODE | 1 | | | REACT. W/ AT LEAST 1 LSTD | 1 |
| HAS D004-D017 CODE | 49 | | | D004-17 W/ AT LEAST 1 LSTD | 12 |
| HAS D018-D043 CODE | 175 | | | D018-43 W/ AT LEAST 1 LSTD | 6 |
| | | HAS AN F CODE | 0 | F WASTE W/ AT LEAST 1 CHAR | 11 |
| | | HAS A K CODE | 0 | K WASTE W/ AT LEAST 1 CHAR | 8 |
| | | HAS A P CODE | 6 | P WASTE W/ AT LEAST 1 CHAR | 1 |
| | | HAS A U CODE | 7 | U WASTE W/ AT LEAST 1 CHAR | 1 |
| TOTAL | 195 | TOTAL | 7 | TOTAL | 17 |

NOTE: COLUMNS DO NOT SUM TO TOTAL BECAUSE A WASTE CODE MAY APPLY TO MORE THAN ONE WASTE.
MIXTURES WITH IGNITABLE, CORROSIVE, REACTIVE, D004-17, AND D018-43 CHARACTERISTIC CODES ALSO MAY CONTAIN OTHER CHARACTERISTIC WASTE CODES.
SIMILARLY, WASTES WITH F,K,P, AND U LISTED CODES MAY HAVE OTHER LISTED WASTE CODES.

# DISTRICT OF COLUMBIA

## 1995 WASTE MANAGEMENT

6 NUMBER OF RCRA TSD FACILITIES: 1

7 QUANITY OF RCRA HAZARDOUS WASTE MANAGED: 0 TONS

TABLES 8, 9, 10, 11, AND 12 HAVE BEEN OMITTED FROM THIS REPORT BECAUSE THERE WERE NO FACILITIES IN THE DISTRICT OF COLUMBIA THAT REPORTED MANAGING (TREATING OR DISPOSING) RCRA HAZARDOUS WASTE IN 1995. THE TSD FACILITY DESCRIBED ABOVE MAY HAVE BEEN A STORAGE-ONLY FACILITY.

## DISTRICT OF COLUMBIA

### 1995 WASTE SHIPMENTS

13 NUMBER OF RCRA HAZARDOUS WASTE SHIPPERS: 18

14 QUANITIY OF RCRA HAZARDOUS WASTE SHIPPED: 767 TONS

15 FIFTY LARGEST RCRA HAZARDOUS WASTE SHIPPERS, 1995

| RANK | EPA ID | SITE NAME | CITY | QUANTITY SHIPPED (TONS) |
|---|---|---|---|---|
| 1 | DC2200907812 | U S BUREAU OF ENGRAVING AND PRINTING | WASHINGTON | 260 |
| 2 | DCR000000315 | EXXON CO USA 27988 | WASHINGTON | 136 |
| 3 | DCD000819516 | PEPCO BENNING ROAD GENERATING STATION | WASHINGTON | 100 |
| 4 | DCD077797793 | WASHINGTON GAS LIGHT CO | WASHINGTON | 38 |
| 5 | DCD003238193 | WASHINGTON POST NEWSPAPER-SOUTHEAST PLT | WASHINGTON | 29 |
| 6 | DC4141707162 | ARCHITECT OF THE CAPITOL | WASHINGTON | 29 |
| 7 | DC1960000908 | US WASHINGTON ADUEDUCT DIVISION | WASHINGTON | 25 |
| 8 | DC4210021156 | WALTER REED ARMY MEDICAL CENTER | WASHINGTON | 23 |
| 9 | DCD003245768 | WASHINGTON POST NEWSPAPER THE | WASHINGTON | 19 |
| 10 | DC9570090036 | BOLLING AIR FORCE BASE | WASHINGTON | 19 |
| 11 | DCD981737422 | WMATA BRENTWOOD | WASHINGTON | 15 |
| 12 | DCD049515844 | GEORGETOWN UNIVERSITY | WASHINGTON | 15 |
| 13 | DC8470000086 | FOOD & DRUG ADMINISTRATION FB 8 | WASHINGTON | 12 |
| 14 | DC8170024311 | NAVAL RESEARCH LABORATORY | WASHINGTON | 11 |
| 15 | DC4170000901 | U S NAVAL DISTRICT WASH ANACOSTIA | WASHINGTON | 11 |
| 16 | DCD980555643 | WMATA BLADENSBURG | WASHINGTON | 11 |
| 17 | DC4040005031 | U S GOVERNMENT PRINTING OFFICE | WASHINGTON | 10 |
| 18 | DCD983969981 | WMATA BLAIR RD | WASHINGTON | 3 |
| TOTAL | | | | 767 |

NOTE: COLUMNS MAY NOT SUM DUE TO ROUNDING.
STATE MAY HAVE FEWER THAN FIFTY SHIPPERS.

# DISTRICT OF COLUMBIA

## 1995 WASTE RECEIPTS

TABLES 16, 17, 18, 19, 20, AND 21 HAVE BEEN OMITTED FROM THIS REPORT BECAUSE THERE WERE NO FACILITIES IN THE DISTRICT OF COLUMBIA THAT REPORTED RECEIVING RCRA HAZARDOUS WASTE IN 1995.

## DISTRICT OF COLUMBIA

### 1995 IMPORTS AND EXPORTS

| | | | |
|---|---|---|---|
| 22 | QUANTITY OF RCRA HAZARDOUS WASTE IMPORTED: | 0 | TONS |
| 23 | QUANTITY OF RCRA HAZARDOUS WASTE EXPORTED: | 767 | TONS |

# FLORIDA

## 1995 WASTE GENERATION

1 NUMBER OF RCRA LARGE QUANTITY GENERATORS (LQGS): 414

2 QUANTITY OF RCRA HAZARDOUS WASTE GENERATED: 558,122

3 FIFTY LARGEST RCRA HAZARDOUS WASTE GENERATORS IN THE STATE, 1995

| RANK | EPA ID | SITE NAME | CITY | TOTAL GENERATED (TONS) |
|---|---|---|---|---|
| 1 | FLD071951966 | MONSANTO COMPANY | GONZALEZ | 146,765 |
| 2 | FLD095558466 | PEC VIKTRON | ORLANDO | 119,443 |
| 3 | FLD004106811 | KAISER ALUMINUM & CHEMICAL CORP. | MULBERY | 96,495 |
| 4 | FLD040216764 | FLORIDA POWER CORP. | CRYSTAL RIVER | 71,802 |
| 5 | FLD001447952 | UTC, PRATT & WHITNEY | JUPITER | 37,926 |
| 6 | FLD004092839 | GULF COAST RECYCLING, INC. | TAMPA | 29,563 |
| 7 | FLD004065926 | ARIZONA CHEMICAL | PANAMA CITY | 4,692 |
| 8 | FLD980729610 | LAIDLAW ENVIRONMENTAL SERVICES OF BARTOW | BARTOW | 4,527 |
| 9 | FL6170024412 | NAVAL AIR STATION JACKSONVILLE | JACKSONVILLE | 4,144 |
| 10 | FLD000737312 | OLDOVER CORPORATION | GREEN COVE SPRINGS | 3,631 |
| 11 | FLD980711071 | PERMA - FIX OF FLORIDA, INC. | GAINESVILLE | 3,391 |
| 12 | FL9170024567 | US NAVY PUBLIC WORKS CENTER | PENSACOLA | 3,027 |
| 13 | FLD000602334 | HARRIS SEMICONDUCTOR | PALM BAY | 1,397 |
| 14 | FL4170023788 | USNAS TRUMAN ANNEX | KEY WEST | 1,396 |
| 15 | FLD043860451 | EVEREADY BATTERY COMPANY, INC. | ALACHUA | 1,345 |
| 16 | FLD073216863 | GATX TERMINALS CORP. | TAMPA | 1,172 |
| 17 | FLD061897054 | MONTCO RESEARCH PRODUCTS, INC. | HOLLISTER | 1,092 |
| 18 | FLD065912966 | ADVANCED QUICK CIRCUITS, L.P. | MELBOURNE | 784 |
| 19 | FLD063601207 | LOUIS DREYFUS ENERGY | FT. LAUDERDALE | 752 |
| 20 | FLD064675978 | AVESTA SHEFFIELD PIPE CO. | WILDWOOD | 706 |
| 21 | FL6800014585 | NASA KENNEDY SPACE CENTER | KENNEDY SPACE CENTER | 701 |
| 22 | FLD981019656 | COASTAL FUELS MARKETING, INC. | JACKSONVILLE | 680 |
| 23 | FLD161150446 | METAL PLATE GALVANIZING, INC. | JACKSONVILLE | 636 |
| 24 | FLD064824030 | MCDONNELL DOUGLAS | TITUSVILLE | 590 |
| 25 | FLD000792762 | AMERADA HESS CORP. JACKSONVILLE TERMINAL | JACKSONVILLE | 546 |
| 26 | FL2800016121 | CAPE CANAVERAL AIR STATION | PATRICK, AFB | 502 |
| 27 | FLD088776588 | AMERADA HESS CORP. TAMPA | TAMPA | 435 |
| 28 | FLD048863880 | TEXACO/STAR ENTERPRISE SALES TERMINAL | FT. LAUDERDALE | 430 |
| 29 | FLD050768548 | PCR, INC. - HARRIS | GAINESVILLE, | 429 |
| 30 | FLD980837744 | CONTINENTAL CIRCUITS, INC | CASSELBERRY | 419 |
| 31 | FLD053105821 | ADCOM WIRE COMPANY | JACKSONVILLE | 406 |
| 32 | FLD004053450 | SOUTHERN WOOD PIEDMONT CO. | BALDWIN | 374 |
| 33 | FLD000608026 | COASTAL FUELS MARKETING - CAPE CANAVERA | CAPE CANAVERAL | 340 |
| 34 | FLD078319308 | CENTRAL FLORIDA PIPELINE | ORLANDO | 335 |
| 35 | FL2971590003 | MACDILL AFB (DFSP-PT. TAMPA) | TAMPA | 329 |
| 36 | FLD982081994 | CONSOLIDATED STAINLESS INC. | AUBURNDALE | 321 |
| 37 | FLD981474802 | LAIDLAW ENVIRONMENTAL SERVICES (TS), INC | CLEARWATER | 309 |
| 38 | FLD058449927 | SHELL CHEMICAL CO | LAKELAND | 302 |
| 39 | FLD082400441 | CORONADO PAINT COMPANY | EDGEWATER | 294 |
| 40 | FLD984258632 | GREENWICH AIR SERVICES, INC. | MIAMI | 288 |
| 41 | FLD095565206 | REICHHOLD CHEMICALS, INC. | PENSACOLA | 277 |
| 42 | FLD010425932 | AMERDA HESS CORP. | FT. LAUDERDALE | 277 |
| 43 | FLD981014145 | FUTURA CIRCUITS CORP. | ST. PETERSBURG | 275 |
| 44 | FLD981030448 | BENADA ALUMINUM OF FLORIDA, INC. | MEDLEY | 270 |
| 45 | FL6570024582 | MACDILL AIR FORCE BASE | MACDILL | 259 |
| 46 | FLD004065470 | WALT DISNEY WORLD CO. | LAKE BUENA VISTA | 247 |
| 47 | FLD073210072 | LOUIS DREYFUS ENERGY | TAMPA | 246 |
| 48 | FLD096599774 | PRINTED CKTS OF AMERICA | PINELLAS PARK | 243 |
| 49 | FLD098917149 | ALUMAX ENTRUSIONS INC. | PLANT CITY | 234 |
| 50 | FLD000612044 | CHEVRON USA # 1289736 | TAMPA | 234 |
| TOTAL | | | | 545,276 |

NOTE: STATE MAY HAVE FEWER THAN FIFTY GENERATORS.

## FLORIDA

### 1995 WASTE GENERATION, CONTINUED

4 QUANTITIES OF WASTE GENERATED IN 1995 THAT WERE

- REPORTED WITH ONLY CHARACTERISTIC WASTE CODES
- REPORTED WITH ONLY LISTED WASTE CODES
- REPORTED WITH BOTH CHARACTERISTIC AND LISTED WASTE CODES

| WASTE HAS ONLY CHARACTERISTIC CODES | TONS OF WASTE GENERATED | WASTE HAS ONLY LISTED CODES | TONS OF WASTE GENERATED | WASTE HAS BOTH CHARACTERISTIC AND LISTED CODES | TONS OF WASTE GENERATED |
|---|---|---|---|---|---|
| ONLY IGNITABLE | 1,739 | ONLY AN F CODE | 5,715 | | |
| ONLY CORROSIVE | 318,112 | ONLY A K CODE | 457 | | |
| ONLY REACTIVE | 117 | ONLY A P CODE | 178 | | |
| ONLY D004-17 | 8,378 | ONLY A U CODE | 1,193 | | |
| ONLY D018-43 | 7,023 | | | | |
| HAS MORE THAN ONE CHARACTERISTIC CODE | 150,083 | HAS MORE THAN ONE LISTED CODE | 158 | | |
| TOTAL | 485,452 | TOTAL | 7,701 | TOTAL CHAR. AND LISTED | 64,847 |

5 QUANTITIES OF WASTE GENERATED IN 1995 THAT WERE MULTIPLY CODED

| WASTE HAS ONLY CHARACTERISTIC CODES BUT MORE THAN ONE APPLIES | TONS OF WASTE GENERATED | ONLY LISTED CODES BUT HAS MORE THAN ONE | TONS OF WASTE GENERATED | BOTH CHAR. & LISTED CODES | TONS OF WASTE GENERATE |
|---|---|---|---|---|---|
| HAS IGNITABLE CODE | 1,811 | | | IGN. W/ AT LEAST 1 LSTD | 20,84 |
| HAS CORROSIVE CODE | 148,218 | | | CORR. W/ AT LEAST 1 LSTD | 2,00 |
| HAS REACTIVE CODE | 217 | | | REACT. W/ AT LEAST 1 LSTD | 98 |
| HAS D004-D017 CODE | 149,253 | | | D004-17 W/ AT LEAST 1 LSTD | 14,71 |
| HAS D018-D043 CODE | 1,445 | | | D018-43 W/ AT LEAST 1 LSTD | 46,18 |
| | | HAS AN F CODE | 60 | F WASTE W/ AT LEAST 1 CHAR | 63,41 |
| | | HAS A K CODE | 0 | K WASTE W/ AT LEAST 1 CHAR | 5,09 |
| | | HAS A P CODE | 141 | P WASTE W/ AT LEAST 1 CHAR | 23 |
| | | HAS A U CODE | 155 | U WASTE W/ AT LEAST 1 CHAR | 2,96 |
| TOTAL | 150,083 | TOTAL | 158 | TOTAL | 64,84 |

NOTE: COLUMNS DO NOT SUM TO TOTAL BECAUSE A WASTE CODE MAY APPLY TO MORE THAN ONE WASTE.
MIXTURES WITH IGNITABLE, CORROSIVE, REACTIVE, D004-17, AND D018-43 CHARACTERISTIC CODES ALSO MAY CONTAIN OTHER CHARACTERISTIC WASTE CODES.
SIMILARLY, WASTES WITH F,K,P, AND U LISTED CODES MAY HAVE OTHER LISTED WASTE CODES.

# FLORIDA

## 1995 WASTE MANAGEMENT

6 NUMBER OF RCRA TSD FACILITIES: 55

7 QUANITY OF RCRA HAZARDOUS WASTE MANAGED: 161,763 TONS

8 FIFTY LARGEST RCRA HAZARDOUS WASTE MANAGEMENT FACILITIES, 1995

| RANK | EPA ID | SITE NAME | CITY | TONS OF WASTE MANAGED |
|---|---|---|---|---|
| 1 | FLD004106811 | KAISER ALUMINUM & CHEMICAL CORP. | MULBERY | 96,495 |
| 2 | FLD001447952 | UTC, PRATT & WHITNEY | JUPITER | 37,830 |
| 3 | FLD981928484 | INDUSTRIAL WATER SERVICES | JACKSONVILLE | 13,540 |
| 4 | FLD980729610 | LAIDLAW ENVIRONMENTAL SERVICES OF BARTOW | BARTOW | 4,496 |
| 5 | FLD004059085 | FLORUDA SOLITE CO. | GREEN COVE SPRINGS | 3,254 |
| 6 | FLD980711071 | PERMA - FIX OF FLORIDA, INC. | GAINESVILLE | 3,247 |
| 7 | FLD000737312 | OLDOVER CORPORATION | GREEN COVE SPRINGS | 2,451 |
| 8 | FL2800016121 | CAPE CANAVERAL AIR STATION | PATRICK, AFB | 165 |
| 9 | FL6800014585 | NASA KENNEDY SPACE CENTER | KENNEDY SPACE CENTER | 125 |
| 10 | FLD047096524 | OLIN CORPORATION | ST. MARKS | 64 |
| 11 | FLD982121592 | SPARKLE CORPORATION | TAMPA | 45 |
| 12 | FLD047966593 | MARTIN ELECTRONICS, INC. | PERRY | 16 |
| 13 | FLD057231821 | CYTEC INDUSTRIES INC. SANTA ROSA PLANT | MILTON | 14 |
| 14 | FL8570024366 | EGLIN AIR FORCE BASE AFDTC/EM | EGLIN AFB | 10 |
| 15 | FLD000823393 | UNIVERSITY OF FLORIDA | GAINESVILLE | 6 |
| 16 | FLD064824030 | MCDONNELL DOUGLAS | TITUSVILLE | 1 |
| 17 | FLD060240207 | LOCKHEED MARTIN ELECTRONICS & MISSILES | ORLANDO | 0 |
| 18 | FL8170023792 | COASTAL SYSTEMS STATION, DAHLGREN DIV | PANAMA CITY | 0 |
| 19 | FL6890090008 | U S DOE/ LOCKHEED MARTIN SPECIALTY COMP. | LARGO, | 0 |
| 20 | FL4170023713 | NTTC CORRY STATION CODE FAC | PENSACOLA | 0 |
| 21 | FL5170022474 | NAVAL AIR STATION CECIL FIELD | JACKSONVILLE | 0 |
| 22 | FL6170022952 | US NAVAL AIR STATION | KEY WEST | 0 |
| 23 | FL6170024412 | NAVAL AIR STATION JACKSONVILLE | JACKSONVILLE | 0 |
| 24 | FL9170024260 | US NAVAL STATION MAYPORT | JACKSONVILLE | 0 |
| TOTAL | | | | 161,763 |

NOTE: COLUMNS MAY NOT SUM DUE TO ROUNDING.
STATE MAY HAVE FEWER THAN FIFTY FACILITIES THAT MANAGED WASTE.
QUANTITY MANAGED ONLY BY STORAGE IS EXCLUDED.

## FLORIDA

### 1995 WASTE MANAGEMENT, CONTINUED

9 QUANTITY OF RCRA HAZARDOUS WASTE MANAGED BY MANAGEMENT METHOD, 1995

| MANAGEMENT METHOD | SYSTEM TYPE CODE | QUANTITY MANAGED (TONS) | PERCENTAGE OF QUANTITY | NUMBER OF FACILITIES | PERCENTAGE OF FACILITIES |
|---|---|---|---|---|---|
| METALS RECOVERY (FOR REUSE) | M011-M019 | 166 | .1 | 3 | 15.8 |
| SOLVENTS RECOVERY | M021-M029 | 1,489 | .9 | 5 | 26.3 |
| OTHER RECOVERY | M031-M039 | 13,541 | 8.4 | 2 | 10.5 |
| ENERGY RECOVERY (REUSE AS FUEL) | M051-M059 | 3,253 | 2.0 | 1 | 5.3 |
| FUEL BLENDING | M061 | 8,876 | 5.5 | 3 | 15.8 |
| AQUEOUS ORGANIC TREATMENT | M081-M089 | 37,830 | 23.4 | 1 | 5.3 |
| STABILIZATION | M111-M119 | 0 | .0 | 1 | 5.3 |
| OTHER TREATMENT | M121-M129 | 112 | .1 | 10 | 52.6 |
| DEEPWELL / UNDERGROUND INJECTION | M134 | 96,495 | 59.7 | 1 | 5.3 |
| TOTAL | | 161,763 | 100.0 | 19 | |

10 MANAGEMENT METHOD, BY QUANTITY OF RCRA HAZARDOUS WASTE MANAGED, 1995

| MANAGEMENT METHOD | SYSTEM TYPE CODE | QUANTITY MANAGED (TONS) | PERCENTAGE OF QUANTITY | NUMBER OF FACILITIES | PERCENTAGE OF FACILITIES |
|---|---|---|---|---|---|
| DEEPWELL / UNDERGROUND INJECTION | M134 | 96,495 | 59.7 | 1 | 5.3 |
| AQUEOUS ORGANIC TREATMENT | M081-M089 | 37,830 | 23.4 | 1 | 5.3 |
| OTHER RECOVERY | M031-M039 | 13,541 | 8.4 | 2 | 10.5 |
| FUEL BLENDING | M061 | 8,876 | 5.5 | 3 | 15.8 |
| ENERGY RECOVERY (REUSE AS FUEL) | M051-M059 | 3,253 | 2.0 | 1 | 5.3 |
| SOLVENTS RECOVERY | M021-M029 | 1,489 | .9 | 5 | 26.3 |
| METALS RECOVERY (FOR REUSE) | M011-M019 | 166 | .1 | 3 | 15.8 |
| OTHER TREATMENT | M121-M129 | 112 | .1 | 10 | 52.6 |
| STABILIZATION | M111-M119 | 0 | .0 | 1 | 5.3 |
| TOTAL | | 161,763 | 100.0 | 19 | |

NOTE: QUANTITY MANAGED ONLY BY STORAGE IS EXCLUDED.
FACILITIES WITH ONLY STORAGE UNITS ARE EXCLUDED.
COLUMNS MAY NOT SUM DUE TO ROUNDING.
COLUMNS MAY NOT SUM TO TOTAL BECAUSE FACILITIES MAY HAVE MULTIPLE HANDLING METHODS.

# FLORIDA

## 1995 WASTE MANAGEMENT, CONTINUED

11 MANAGEMENT METHOD AND QUANTITY OF RCRA HAZARDOUS WASTE MANAGED BY NUMBER OF FACILITIES, 1995

| MANAGEMENT METHOD | SYSTEM TYPE CODE | QUANTITY MANAGED (TONS) | PERCENTAGE OF QUANTITY | NUMBER OF FACILITIES | PERCENTAGE OF FACILITIES |
|---|---|---|---|---|---|
| OTHER TREATMENT | M121-M129 | 112 | .1 | 10 | 52.6 |
| SOLVENTS RECOVERY | M021-M029 | 1,489 | .9 | 5 | 26.3 |
| METALS RECOVERY (FOR REUSE) | M011-M019 | 166 | .1 | 3 | 15.8 |
| FUEL BLENDING | M061 | 8,876 | 5.5 | 3 | 15.8 |
| OTHER RECOVERY | M031-M039 | 13,541 | 8.4 | 2 | 10.5 |
| ENERGY RECOVERY (REUSE AS FUEL) | M051-M059 | 3,253 | 2.0 | 1 | 5.3 |
| AQUEOUS ORGANIC TREATMENT | M081-M089 | 37,830 | 23.4 | 1 | 5.3 |
| STABILIZATION | M111-M119 | 0 | .0 | 1 | 5.3 |
| DEEPWELL / UNDERGROUND INJECTION | M134 | 96,495 | 59.7 | 1 | 5.3 |
| TOTAL | | 161,763 | 100.0 | 19 | |

NOTE: QUANTITY MANAGED ONLY BY STORAGE IS EXCLUDED.
FACILITIES WITH ONLY STORAGE UNITS ARE EXCLUDED.
COLUMNS MAY NOT SUM DUE TO ROUNDING.
COLUMNS MAY NOT SUM TO TOTAL BECAUSE FACILITIES MAY HAVE MULTIPLE HANDLING METHODS.

12 QUANTITY AND PERCENTAGE OF RCRA HAZARDOUS WASTEWATER AND NON-WASTEWATER MANAGED IN 1995

| MANAGEMENT TYPE | TONS MANAGED | PERCENTAGE |
|---|---|---|
| WASTEWATER | 134,445 | 83.1 |
| NON-WASTEWATER | 27,318 | 16.9 |
| TOTAL | 161,763 | 100.0 |

## FLORIDA

### 1995 WASTE SHIPMENTS

13 NUMBER OF RCRA HAZARDOUS WASTE SHIPPERS: 417

14 QUANITIY OF RCRA HAZARDOUS WASTE SHIPPED: 77,806 TONS

15 FIFTY LARGEST RCRA HAZARDOUS WASTE SHIPPERS, 1995

| RANK | EPA ID | SITE NAME | CITY | QUANTITY SHIPPED (TONS) |
|---|---|---|---|---|
| 1 | FLD980729610 | LAIDLAW ENVIRONMENTAL SERVICES OF BARTOW | BARTOW | 7,789 |
| 2 | FLD004065926 | ARIZONA CHEMICAL | PANAMA CITY | 4,692 |
| 3 | FL6170024412 | NAVAL AIR STATION JACKSONVILLE | JACKSONVILLE | 3,861 |
| 4 | FLD980559728 | CHEMICAL CONSERVATION CORP | ORLANDO | 3,842 |
| 5 | FLD000737312 | OLDOVER CORPORATION | GREEN COVE SPRINGS | 3,745 |
| 6 | FLD980711071 | PERMA - FIX OF FLORIDA, INC. | GAINESVILLE | 3,425 |
| 7 | FLD981474802 | LAIDLAW ENVIRONMENTAL SERVICES (TS), INC | CLEARWATER | 3,150 |
| 8 | FL9170024567 | US NAVY PUBLIC WORKS CENTER | PENSACOLA | 3,022 |
| 9 | FLD004092839 | GULF COAST RECYCLING, INC. | TAMPA | 2,176 |
| 10 | FLD984171165 | SAFETY KLEEN CORP. | SANFORD | 1,723 |
| 11 | FLD984167791 | SAFETY KLEEN CORP. | BOYONTON BEACH | 1,658 |
| 12 | FLD980847271 | SAFETY KLEEN | TAMPA | 1,645 |
| 13 | FLD095558466 | PEC VIKTRON | ORLANDO | 1,409 |
| 14 | FL4170023788 | USNAS TRUMAN ANNEX | KEY WEST | 1,396 |
| 15 | FLD043860451 | EVEREADY BATTERY COMPANY, INC. | ALACHUA | 1,345 |
| 16 | FLD000602334 | HARRIS SEMICONDUCTOR | PALM BAY | 1,234 |
| 17 | FLD981932494 | CITY ENVIRONMENTAL SERVICES (UNIVERSAL) | TAMPA | 1,196 |
| 18 | FLD073216863 | GATX TERMINALS CORP. | TAMPA | 1,172 |
| 19 | FLD980847214 | SAFETY KLEEN CORP. | ORANGE PARK | 1,124 |
| 20 | FLD984171694 | SAFETY KLEEN CORP. | MEDLEY | 1,090 |
| 21 | FLD982133159 | SAFETY-KLEEN CORP. | TALLAHASSEE | 867 |
| 22 | FLD065912966 | ADVANCED QUICK CIRCUITS, L.P. | MELBOURNE | 785 |
| 23 | FLD063601207 | LOUIS DREYFUS ENERGY | FT. LAUDERDALE | 752 |
| 24 | FLD064675978 | AVESTA SHEFFIELD PIPE CO. | WILDWOOD | 706 |
| 25 | FLD981019656 | COASTAL FUELS MARKETING, INC. | JACKSONVILLE | 680 |
| 26 | FLD161150446 | METAL PLATE GALVANIZING, INC. | JACKSONVILLE | 636 |
| 27 | FLD064824030 | MCDONNELL DOUGLAS | TITUSVILLE | 593 |
| 28 | FL6800014585 | NASA KENNEDY SPACE CENTER | KENNEDY SPACE CENTER | 566 |
| 29 | FLD000776716 | SAFETY -KLEEN CORP. | PORT CHARLOTTE | 563 |
| 30 | FLD000792762 | AMERADA HESS CORP. JACKSONVILLE TERMINAL | JACKSONVILLE | 546 |
| 31 | FLD088776588 | AMERADA HESS CORP. TAMPA | TAMPA | 435 |
| 32 | FLD048863880 | TEXACO/STAR ENTERPRISE SALES TERMINAL | FT. LAUDERDALE | 430 |
| 33 | FLD050768548 | PCR, INC. - HARRIS | GAINESVILLE, | 426 |
| 34 | FLD980837744 | CONTINENTAL CIRCUITS, INC | CASSELBERRY | 419 |
| 35 | FLD053105821 | ADCOM WIRE COMPANY | JACKSONVILLE | 406 |
| 36 | FLD004053450 | SOUTHERN WOOD PIEDMONT CO. | BALDWIN | 374 |
| 37 | FLD000608026 | COASTAL FUELS MARKETING - CAPE CANAVERA | CAPE CANAVERAL | 340 |
| 38 | FL2800016121 | CAPE CANAVERAL AIR STATION | PATRICK, AFB | 338 |
| 39 | FLD078319308 | CENTRAL FLORIDA PIPELINE | ORLANDO | 335 |
| 40 | FL2971590003 | MACDILL AFB (DFSP-PT. TAMPA) | TAMPA | 329 |
| 41 | FLD982081994 | CONSOLIDATED STAINLESS INC. | AUBURNDALE | 319 |
| 42 | FLD058449927 | SHELL CHEMICAL CO | LAKELAND | 302 |
| 43 | FLD000776708 | CHEMICAL WASTE MANAGEMENT/AETS | POMPANO BEACH | 299 |
| 44 | FLD082400441 | CORONADO PAINT COMPANY | EDGEWATER | 294 |
| 45 | FLD984258632 | GREENWICH AIR SERVICES, INC. | MIAMI | 288 |
| 46 | FLD061897054 | MONTCO RESEARCH PRODUCTS, INC. | HOLLISTER | 281 |
| 47 | FLD000654640 | TAMPA ELECTRIC COMP BIG BEND | NORTH RUSKIN | 279 |
| 48 | FLD095565206 | REICHHOLD CHEMICALS, INC. | PENSACOLA | 277 |
| 49 | FLD010425932 | AMERDA HESS CORP. | FT. LAUDERDALE | 277 |
| 50 | FLD981014145 | FUTURA CIRCUITS CORP. | ST. PETERSBURG | 275 |
| TOTAL | | | | 64,108 |

NOTE: COLUMNS MAY NOT SUM DUE TO ROUNDING.
STATE MAY HAVE FEWER THAN FIFTY SHIPPERS.

# FLORIDA

## 1995 WASTE RECEIPTS

16 NUMBER OF RCRA HAZARDOUS WASTE RECEIVERS: 25

17 QUANITIY OF RCRA HAZARDOUS WASTE RECEIVED: 47,284 TONS

18 FIFTY LARGEST RCRA HAZARDOUS WASTE RECEIVERS, 1995

| RANK | EPA ID | SITE NAME | CITY | QUANTITY RECEIVED (TONS) |
|---|---|---|---|---|
| 1 | FLD981928484 | INDUSTRIAL WATER SERVICES | JACKSONVILLE | 13,540 |
| 2 | FLD980729610 | LAIDLAW ENVIRONMENTAL SERVICES OF BARTOW | BARTOW | 7,748 |
| 3 | FLD980559728 | CHEMICAL CONSERVATION CORP | ORLANDO | 3,743 |
| 4 | FLD980711071 | PERMA - FIX OF FLORIDA, INC. | GAINESVILLE | 3,468 |
| 5 | FLD004059085 | FLORUDA SOLITE CO. | GREEN COVE SPRINGS | 3,253 |
| 6 | FLD981474802 | LAIDLAW ENVIRONMENTAL SERVICES (TS), INC | CLEARWATER | 3,230 |
| 7 | FLD000737312 | OLDOVER CORPORATION | GREEN COVE SPRINGS | 2,794 |
| 8 | FLD984171165 | SAFETY KLEEN CORP. | SANFORD | 1,647 |
| 9 | FLD980847271 | SAFETY KLEEN | TAMPA | 1,414 |
| 10 | FLD984167791 | SAFETY KLEEN CORP. | BOYONTON BEACH | 1,399 |
| 11 | FLD981932494 | CITY ENVIRONMENTAL SERVICES (UNIVERSAL) | TAMPA | 1,376 |
| 12 | FLD984171694 | SAFETY KLEEN CORP. | MEDLEY | 970 |
| 13 | FLD980847214 | SAFETY KLEEN CORP. | ORANGE PARK | 968 |
| 14 | FLD982133159 | SAFETY-KLEEN CORP. | TALLAHASSEE | 763 |
| 15 | FLD000776716 | SAFETY -KLEEN CORP. | PORT CHARLOTTE | 478 |
| 16 | FLD000776708 | CHEMICAL WASTE MANAGEMENT/AETS | POMPANO BEACH | 260 |
| 17 | FL9170024567 | US NAVY PUBLIC WORKS CENTER | PENSACOLA | 152 |
| 18 | FLD982121592 | SPARKLE CORPORATION | TAMPA | 55 |
| 19 | FL6170024412 | NAVAL AIR STATION JACKSONVILLE | JACKSONVILLE | 10 |
| 20 | FL6170022952 | US NAVAL AIR STATION | KEY WEST | 9 |
| 21 | FL8570024366 | EGLIN AIR FORCE BASE AFDTC/EM | EGLIN AFB | 5 |
| 22 | FLR000004564 | ORANGE COUNTY ARTHROPOD CONTROL | ORLANDO | 2 |
| 23 | FLD001447952 | UTC, PRATT & WHITNEY | JUPITER | 0 |
| 24 | FLD000823393 | UNIVERSITY OF FLORIDA | GAINESVILLE | 0 |
| 25 | FL2800016121 | CAPE CANAVERAL AIR STATION | PATRICK, AFB | 0 |
| TOTAL | | | | 47,284 |

NOTE: COLUMNS MAY NOT SUM DUE TO ROUNDING.
STATE MAY HAVE FEWER THAN FIFTY FACILITIES THAT RECEIVED WASTE.

## FLORIDA

### 1995 WASTE RECEIPTS, CONTINUED

19 QUANTITY OF RCRA HAZARDOUS WASTE MANAGED, BY MANGEMENT METHOD, LIMITED TO WASTE RECEIVED FROM OFFSITE, 1995

| MANAGEMENT METHOD | SYSTEM TYPE CODE | QUANTITY MANAGED (TONS) | PERCENTAGE OF QUANTITY | NUMBER OF FACILITIES | PERCENTAGE OF FACILITIES |
|---|---|---|---|---|---|
| SOLVENTS RECOVERY | M021-M029 | 1,320 | 4.9 | 2 | 28.6 |
| OTHER RECOVERY | M031-M039 | 13,540 | 50.2 | 1 | 14.3 |
| ENERGY RECOVERY (REUSE AS FUEL) | M051-M059 | 3,253 | 12.1 | 1 | 14.3 |
| FUEL BLENDING | M061 | 8,876 | 32.9 | 3 | 42.9 |
| OTHER TREATMENT | M121-M129 | 0 | .0 | 1 | 14.3 |
| TOTAL | | 26,990 | 100.0 | 7 | |

20 MANAGEMENT METHOD, BY QUANTITY OF RCRA HAZARDOUS WASTE MANAGED, LIMITED TO WASTE RECEIVED FROM OFFSITE, 1995

| MANAGEMENT METHOD | SYSTEM TYPE CODE | QUANTITY MANAGED (TONS) | PERCENTAGE OF QUANTITY | NUMBER OF FACILITIES | PERCENTAGE OF FACILITIES |
|---|---|---|---|---|---|
| OTHER RECOVERY | M031-M039 | 13,540 | 50.2 | 1 | 14.3 |
| FUEL BLENDING | M061 | 8,876 | 32.9 | 3 | 42.9 |
| ENERGY RECOVERY (REUSE AS FUEL) | M051-M059 | 3,253 | 12.1 | 1 | 14.3 |
| SOLVENTS RECOVERY | M021-M029 | 1,320 | 4.9 | 2 | 28.6 |
| OTHER TREATMENT | M121-M129 | 0 | .0 | 1 | 14.3 |
| TOTAL | | 26,990 | 100.0 | 7 | |

NOTE: QUANTITY MANAGED ONLY BY STORAGE IS EXCLUDED.
FACILITIES WITH ONLY STORAGE UNITS ARE EXCLUDED.
COLUMNS MAY NOT SUM DUE TO ROUNDING.
COLUMNS MAY NOT SUM TO TOTAL BECAUSE FACILITIES MAY HAVE MULTIPLE HANDLING METHODS.

# FLORIDA

## 1995 WASTE RECEIPTS, CONTINUED

21 MANAGEMENT METHOD AND QUANTITY OF RCRA HAZARDOUS WASTE MANAGED, BY NUMBER OF FACILITIES, LIMITED TO WASTE RECEIVED FROM OFF SITE, 1995

| MANAGEMENT METHOD | SYSTEM TYPE CODE | QUANTITY MANAGED (TONS) | PERCENTAGE OF QUANTITY | NUMBER OF FACILITIES | PERCENTAGE OF FACILITIES |
|---|---|---|---|---|---|
| FUEL BLENDING | M061 | 8,876 | 32.9 | 3 | 42.9 |
| SOLVENTS RECOVERY | M021-M029 | 1,320 | 4.9 | 2 | 28.6 |
| OTHER RECOVERY | M031-M039 | 13,540 | 50.2 | 1 | 14.3 |
| ENERGY RECOVERY (REUSE AS FUEL) | M051-M059 | 3,253 | 12.1 | 1 | 14.3 |
| OTHER TREATMENT | M121-M129 | 0 | .0 | 1 | 14.3 |
| TOTAL | | 26,990 | 100.0 | 7 | |

NOTE: QUANTITY MANAGED ONLY BY STORAGE IS EXCLUDED.
FACILITIES WITH ONLY STORAGE UNITS ARE EXCLUDED.
COLUMNS MAY NOT SUM DUE TO ROUNDING.
COLUMNS MAY NOT SUM TO TOTAL BECAUSE FACILITIES MAY HAVE MULTIPLE HANDLING METHODS.

## FLORIDA

### 1995 IMPORTS AND EXPORTS

| | | | |
|---|---|---|---|
| 22 | QUANTITY OF RCRA HAZARDOUS WASTE IMPORTED: | 16,867 | TONS |
| 23 | QUANTITY OF RCRA HAZARDOUS WASTE EXPORTED: | 60,061 | TONS |

# GEORGIA

## 1995 WASTE GENERATION

1 NUMBER OF RCRA LARGE QUANTITY GENERATORS (LQGS): 430

2 QUANTITY OF RCRA HAZARDOUS WASTE GENERATED: 459,543

3 FIFTY LARGEST RCRA HAZARDOUS WASTE GENERATORS IN THE STATE, 1995

| RANK | EPA ID | SITE NAME | CITY | TOTAL GENERATED (TONS) |
|---|---|---|---|---|
| 1 | GAD063152573 | SAFT AMERICA INC | VALDOSTA | 232,265 |
| 2 | GAD003273224 | THE WILLIAM L BONNELL CO INC | NEWNAN | 25,155 |
| 3 | GAD981237118 | THE NUTRASWEET COMPANY | AUGUSTA | 23,666 |
| 4 | GAD003275468 | CHEMICAL PRODUCTS CORP | CARTERSVILLE | 19,344 |
| 5 | GAD051034387 | SOUTHERN WOOD PIEDMONT CO - AUGUSTA | AUGUSTA | 18,699 |
| 6 | GAD030059182 | ATLANTIC STEEL INDUSTRIES - CARTERSVILLE | CARTERSVILLE | 14,851 |
| 7 | GAD039046800 | SEARLE | AUGUSTA | 11,170 |
| 8 | GAD093380814 | CHEMICAL CONSERVATION OF GA | VALDOSTA | 10,034 |
| 9 | GAD070330576 | GNB TECHNOLOGIES INC | COLUMBUS | 8,575 |
| 10 | GAD980842975 | INTERMETRO INDUSTRIES CORP | DOUGLAS | 7,777 |
| 11 | GAD003324985 | MERCK & CO INC | ALBANY | 6,033 |
| 12 | GAD084823301 | MCWHORTER TECHNOLOGIES INC | FOREST PARK | 4,590 |
| 13 | GAD095811162 | PHOTOCIRCUITS CORPORATION | PEACHTREE CITY | 4,238 |
| 14 | GAD051011609 | DSM CHEMICALS NORTH AMERICA | AUGUSTA | 3,776 |
| 15 | GAD033842543 | TRI-STATE STEEL DRUM INC | GRAYSVILLE | 3,489 |
| 16 | GAD008966400 | AMERCORD INC | LUMBER CITY | 3,358 |
| 17 | GAD003323805 | WILLIAM C MEREDITH CO INC | EAST POINT | 3,145 |
| 18 | GAD000226431 | GENERAL AMERICAN TRANSPORTATION CORP | WAYCROSS | 2,970 |
| 19 | GAD033582461 | ALTERNATE ENERGY RESOURCES INC | AUGUSTA | 2,293 |
| 20 | GA1570024330 | ROBINS AIR FORCE BASE | WARNER ROBINS | 2,116 |
| 21 | GAD084910389 | COLONIAL PIPELINE - ATLANTA JUNCTION | POWDER SPRINGS | 1,839 |
| 22 | GAD075876623 | PPG ARCHITECTURAL FINISHES INC | EAST POINT | 1,796 |
| 23 | GAR000004549 | SOUTHWIRE/PATTERSON PROPERTY | CARROLLTON | 1,539 |
| 24 | GAD042869057 | SHERWIN WILLIAMS - MORROW | MORROW | 1,454 |
| 25 | GAD003305307 | FORD MOTOR COMPANY ATLANTA ASSEMBLY PLT | HAPEVILLE | 1,392 |
| 26 | GAR000001438 | SOUTHWIRE/JERRY COOK PROPERTY | CARROLLTON | 1,392 |
| 27 | GAD980803621 | TEXTRON AEROSPACE PRODUCTS | COLUMBUS | 1,187 |
| 28 | GA7170023694 | MARINE CORPS LOGISTICS BASE | ALBANY | 1,159 |
| 29 | GAD051008274 | BEKAERT CORP | ROME | 1,097 |
| 30 | GAD981255276 | MATSUSHITA-ULTRA TECH BATTERY | COLUMBUS | 1,096 |
| 31 | GAD003275252 | UNION CAMP - SAVANNAH | SAVANNAH | 1,087 |
| 32 | GAD981267677 | PPG INDUSTRIES INC | PERRY | 966 |
| 33 | GAD980726491 | NORAMCO INC | ATHENS | 907 |
| 34 | GAD006924872 | DELTA AIR LINES INC | ATLANTA | 832 |
| 35 | GAD003299526 | UNION CAMP CORPORATION | VALDOSTA | 823 |
| 36 | GAD003274545 | PRINTPACK INC | ATLANTA | 794 |
| 37 | GAD003310810 | GENERAL MOTORS CORP - DORAVILLE PLANT | DORAVILLE | 711 |
| 38 | GA8570024606 | LOCKHEED MARTIN AERONAUTICAL SYSTEMS | MARIETTA | 696 |
| 39 | GAD131327546 | PIEDMONT LABORATORIES INC | GAINESVILLE | 678 |
| 40 | GAD000814541 | SOUTHWIRE COPPER DIVISION | CARROLLTON | 638 |
| 41 | GAD981024458 | SOUTHERN STATES GALVANIZING | CLAXTON | 587 |
| 42 | GAD075942706 | DELPHI-E | FITZGERALD | 584 |
| 43 | GAD984318899 | PHOTOCIRCUITS CORPORATION | PEACHTREE CITY | 563 |
| 44 | GAD003277191 | MAYO CHEMICAL COMPANY INC | SMYRNA | 534 |
| 45 | GAD097799290 | MARATHON OIL COMPANY - MACON | MACON | 523 |
| 46 | GAD981238199 | CARADON INDALEX | GAINESVILLE | 519 |
| 47 | GAD048708044 | RECKITT & COLMAN INC | ATLANTA | 500 |
| 48 | GA0000054726 | THE SHERWIN WILLIAMS CO - LAGRANGE | LAGRANGE | 486 |
| 49 | GAD051010429 | AMREP INC | MARIETTA | 446 |
| 50 | GAD097392971 | NORTHWEST AIRLINES | ATLANTA | 441 |
| TOTAL | | | | 434,805 |

NOTE: STATE MAY HAVE FEWER THAN FIFTY GENERATORS.

## GEORGIA

### 1995 WASTE GENERATION, CONTINUED

4 QUANTITIES OF WASTE GENERATED IN 1995 THAT WERE

- REPORTED WITH ONLY CHARACTERISTIC WASTE CODES
- REPORTED WITH ONLY LISTED WASTE CODES
- REPORTED WITH BOTH CHARACTERISTIC AND LISTED WASTE CODES

| WASTE HAS ONLY CHARACTERISTIC CODES | TONS OF WASTE GENERATED | WASTE HAS ONLY LISTED CODES | TONS OF WASTE GENERATED | WASTE HAS BOTH CHARACTERISTIC AND LISTED CODES | TONS OF WASTE GENERATED |
|---|---|---|---|---|---|
| ONLY IGNITABLE | 4,289 | ONLY AN F CODE | 64,622 | | |
| ONLY CORROSIVE | 9,107 | ONLY A K CODE | 17,811 | | |
| ONLY REACTIVE | 607 | ONLY A P CODE | 117 | | |
| ONLY D004-17 | 273,808 | ONLY A U CODE | 378 | | |
| ONLY D018-43 | 3,019 | | | | |
| HAS MORE THAN ONE CHARACTERISTIC CODE | 38,946 | HAS MORE THAN ONE LISTED CODE | 1,695 | | |
| TOTAL | 329,777 | TOTAL | 84,622 | TOTAL CHAR. AND LISTED | 45,122 |

5 QUANTITIES OF WASTE GENERATED IN 1995 THAT WERE MULTIPLY CODED

| WASTE HAS ONLY CHARACTERISTIC CODES BUT MORE THAN ONE APPLIES | TONS OF WASTE GENERATED | ONLY LISTED CODES BUT HAS MORE THAN ONE | TONS OF WASTE GENERATED | BOTH CHAR. & LISTED CODES | TONS OF WASTE GENERATE |
|---|---|---|---|---|---|
| HAS IGNITABLE CODE | 34,787 | | | IGN. W/ AT LEAST 1 LSTD | 35,62 |
| HAS CORROSIVE CODE | 30,632 | | | CORR. W/ AT LEAST 1 LSTD | 11,84 |
| HAS REACTIVE CODE | 2,352 | | | REACT. W/ AT LEAST 1 LSTD | 6 |
| HAS D004-D017 CODE | 2,961 | | | D004-17 W/ AT LEAST 1 LSTD | 23,25 |
| HAS D018-D043 CODE | 8,065 | | | D018-43 W/ AT LEAST 1 LSTD | 20,43 |
| | | HAS AN F CODE | 1,678 | F WASTE W/ AT LEAST 1 CHAR | 43,71 |
| | | HAS A K CODE | 0 | K WASTE W/ AT LEAST 1 CHAR | 72 |
| | | HAS A P CODE | 17 | P WASTE W/ AT LEAST 1 CHAR | 17 |
| | | HAS A U CODE | 1,695 | U WASTE W/ AT LEAST 1 CHAR | 15,00 |
| TOTAL | 38,946 | TOTAL | 1,695 | TOTAL | 45,12 |

NOTE: COLUMNS DO NOT SUM TO TOTAL BECAUSE A WASTE CODE MAY APPLY TO MORE THAN ONE WASTE.
MIXTURES WITH IGNITABLE, CORROSIVE, REACTIVE, D004-17, AND D018-43 CHARACTERISTIC CODES ALSO MAY CONTAIN OTHER CHARACTERISTIC WASTE CODES.
SIMILARLY, WASTES WITH F,K,P, AND U LISTED CODES MAY HAVE OTHER LISTED WASTE CODES.

# GEORGIA

## 1995 WASTE MANAGEMENT

6 NUMBER OF RCRA TSD FACILITIES: 51

7 QUANITY OF RCRA HAZARDOUS WASTE MANAGED: 348,359 TONS

8 FIFTY LARGEST RCRA HAZARDOUS WASTE MANAGEMENT FACILITIES, 1995

| RANK | EPA ID | SITE NAME | CITY | TONS OF WASTE MANAGED |
|---|---|---|---|---|
| 1 | GAD063152573 | SAFT AMERICA INC | VALDOSTA | 232,190 |
| 2 | GAD003273224 | THE WILLIAM L BONNELL CO INC | NEWNAN | 25,000 |
| 3 | GAD981237118 | THE NUTRASWEET COMPANY | AUGUSTA | 23,659 |
| 4 | GAD003275468 | CHEMICAL PRODUCTS CORP | CARTERSVILLE | 19,343 |
| 5 | GAD039046800 | SEARLE | AUGUSTA | 11,036 |
| 6 | GAD082830803 | TRI CHEM COMPANY | ATLANTA | 9,003 |
| 7 | GAD093380814 | CHEMICAL CONSERVATION OF GA | VALDOSTA | 7,997 |
| 8 | GAD070330576 | GNB TECHNOLOGIES INC | COLUMBUS | 4,550 |
| 9 | GAD084823301 | MCWHORTER TECHNOLOGIES INC | FOREST PARK | 4,189 |
| 10 | GAD051011609 | DSM CHEMICALS NORTH AMERICA | AUGUSTA | 3,588 |
| 11 | GAD033582461 | ALTERNATE ENERGY RESOURCES INC | AUGUSTA | 3,153 |
| 12 | GAD003323805 | WILLIAM C MEREDITH CO INC | EAST POINT | 2,923 |
| 13 | GAD033842543 | TRI-STATE STEEL DRUM INC | GRAYSVILLE | 1,346 |
| 14 | GAD003285665 | JEFFERSON SMURFIT CORP US | STONE MOUNTAIN | 250 |
| 15 | GAD006924872 | DELTA AIR LINES INC | ATLANTA | 64 |
| 16 | GA1570024330 | ROBINS AIR FORCE BASE | WARNER ROBINS | 33 |
| 17 | GAD001700699 | MONSANTO COMPANY | AUGUSTA | 33 |
| 18 | GAD000616367 | MKC ENTERPRISES INC | DORAVILLE | 1 |
| 19 | GAD003275252 | UNION CAMP - SAVANNAH | SAVANNAH | 1 |
| 20 | GAD073460941 | THE UNIVERSITY OF GEORGIA/GAD073460941 | ATHENS | 1 |
| 21 | GA4170090001 | NAVAL SUBMARINE BASE | KINGS BAY | 0 |
| 22 | GA0570024109 | MOODY AIR FORCE BASE | MOODY AIR FORCE BASE | 0 |
| 23 | GAD000821934 | HICKSON CORPORATION | CONLEY | 0 |
| 24 | GAD003292885 | THE AID CORPORATION | CLAYTON | 0 |
| 25 | GAD003299526 | UNION CAMP CORPORATION | VALDOSTA | 0 |
| 26 | GAD003308145 | GENERAL ELECTRIC COMPANY | ROME | 0 |
| 27 | GAD003324985 | MERCK & CO INC | ALBANY | 0 |
| 28 | GAD004065520 | HERCULES INC - BRUNSWICK | BRUNSWICK | 0 |
| 29 | GAD061022216 | GULFSTREAM AEROSPACE CORPORATION | SAVANNAH | 0 |
| 30 | GAD064489180 | DSI TRANSPORTS INC | FAIRBURN | 0 |
| 31 | GAD075876623 | PPG ARCHITECTURAL FINISHES INC | EAST POINT | 0 |
| 32 | GAD078106846 | GRUMMAN AEROSPACE CORP | MILLEDGEVILLE | 0 |
| 33 | GAD097392971 | NORTHWEST AIRLINES | ATLANTA | 0 |
| 34 | GAD098583909 | HERCULES INC- OXFORD PLT | COVINGTON | 0 |
| 35 | GA3210020084 | FORT BENNING US ARMY INFANTRY CENTER | FORT BENNING | 0 |
| 36 | GA9210020872 | FORT STEWART | FT STEWART | 0 |
| TOTAL | | | | 348,359 |

NOTE: COLUMNS MAY NOT SUM DUE TO ROUNDING.
STATE MAY HAVE FEWER THAN FIFTY FACILITIES THAT MANAGED WASTE.
QUANTITY MANAGED ONLY BY STORAGE IS EXCLUDED.

## GEORGIA

### 1995 WASTE MANAGEMENT, CONTINUED

9 QUANTITY OF RCRA HAZARDOUS WASTE MANAGED BY MANAGEMENT METHOD, 1995

| MANAGEMENT METHOD | SYSTEM TYPE CODE | QUANTITY MANAGED (TONS) | PERCENTAGE OF QUANTITY | NUMBER OF FACILITIES | PERCENTAGE OF FACILITIES |
|---|---|---|---|---|---|
| METALS RECOVERY (FOR REUSE) | M011-M019 | 1,467 | .4 | 1 | 4.5 |
| SOLVENTS RECOVERY | M021-M029 | 1,512 | .4 | 4 | 18.2 |
| OTHER RECOVERY | M031-M039 | 408 | .1 | 1 | 4.5 |
| INCINERATION | M041-M049 | 13,107 | 3.8 | 3 | 13.6 |
| ENERGY RECOVERY (REUSE AS FUEL) | M051-M059 | 27,249 | 7.8 | 3 | 13.6 |
| FUEL BLENDING | M061 | 9,103 | 2.6 | 4 | 18.2 |
| AQUEOUS INORGANIC TREATMENT | M071-M079 | 231,913 | 66.6 | 1 | 4.5 |
| AQUEOUS ORGANIC TREATMENT | M081-M089 | 1,549 | .4 | 1 | 4.5 |
| SLUDGE TREATMENT | M101-M109 | 33 | .0 | 1 | 4.5 |
| STABILIZATION | M111-M119 | 3,300 | .9 | 3 | 13.6 |
| OTHER TREATMENT | M121-M129 | 33,720 | 9.7 | 8 | 36.4 |
| SURFACE IMPOUNDMENT | M133 | 25,000 | 7.2 | 1 | 4.5 |
| TOTAL | | 348,359 | 100.0 | 22 | |

10 MANAGEMENT METHOD, BY QUANTITY OF RCRA HAZARDOUS WASTE MANAGED, 1995

| MANAGEMENT METHOD | SYSTEM TYPE CODE | QUANTITY MANAGED (TONS) | PERCENTAGE OF QUANTITY | NUMBER OF FACILITIES | PERCENTAGE OF FACILITIES |
|---|---|---|---|---|---|
| AQUEOUS INORGANIC TREATMENT | M071-M079 | 231,913 | 66.6 | 1 | 4.5 |
| OTHER TREATMENT | M121-M129 | 33,720 | 9.7 | 8 | 36.4 |
| ENERGY RECOVERY (REUSE AS FUEL) | M051-M059 | 27,249 | 7.8 | 3 | 13.6 |
| SURFACE IMPOUNDMENT | M133 | 25,000 | 7.2 | 1 | 4.5 |
| INCINERATION | M041-M049 | 13,107 | 3.8 | 3 | 13.6 |
| FUEL BLENDING | M061 | 9,103 | 2.6 | 4 | 18.2 |
| STABILIZATION | M111-M119 | 3,300 | .9 | 3 | 13.6 |
| AQUEOUS ORGANIC TREATMENT | M081-M089 | 1,549 | .4 | 1 | 4.5 |
| SOLVENTS RECOVERY | M021-M029 | 1,512 | .4 | 4 | 18.2 |
| METALS RECOVERY (FOR REUSE) | M011-M019 | 1,467 | .4 | 1 | 4.5 |
| OTHER RECOVERY | M031-M039 | 408 | .1 | 1 | 4.5 |
| SLUDGE TREATMENT | M101-M109 | 33 | .0 | 1 | 4.5 |
| TOTAL | | 348,359 | 100.0 | 22 | |

NOTE: QUANTITY MANAGED ONLY BY STORAGE IS EXCLUDED.
FACILITIES WITH ONLY STORAGE UNITS ARE EXCLUDED.
COLUMNS MAY NOT SUM DUE TO ROUNDING.
COLUMNS MAY NOT SUM TO TOTAL BECAUSE FACILITIES MAY HAVE MULTIPLE HANDLING METHODS.

# GEORGIA

## 1995 WASTE MANAGEMENT, CONTINUED

11 MANAGEMENT METHOD AND QUANTITY OF RCRA HAZARDOUS WASTE MANAGED BY NUMBER OF FACILITIES, 1995

| MANAGEMENT METHOD | SYSTEM TYPE CODE | QUANTITY MANAGED (TONS) | PERCENTAGE OF QUANTITY | NUMBER OF FACILITIES | PERCENTAGE OF FACILITIES |
|---|---|---|---|---|---|
| OTHER TREATMENT | M121-M129 | 33,720 | 9.7 | 8 | 36.4 |
| SOLVENTS RECOVERY | M021-M029 | 1,512 | .4 | 4 | 18.2 |
| FUEL BLENDING | M061 | 9,103 | 2.6 | 4 | 18.2 |
| INCINERATION | M041-M049 | 13,107 | 3.8 | 3 | 13.6 |
| ENERGY RECOVERY (REUSE AS FUEL) | M051-M059 | 27,249 | 7.8 | 3 | 13.6 |
| STABILIZATION | M111-M119 | 3,300 | .9 | 3 | 13.6 |
| METALS RECOVERY (FOR REUSE) | M011-M019 | 1,467 | .4 | 1 | 4.5 |
| OTHER RECOVERY | M031-M039 | 408 | .1 | 1 | 4.5 |
| AQUEOUS INORGANIC TREATMENT | M071-M079 | 231,913 | 66.6 | 1 | 4.5 |
| AQUEOUS ORGANIC TREATMENT | M081-M089 | 1,549 | .4 | 1 | 4.5 |
| SLUDGE TREATMENT | M101-M109 | 33 | .0 | 1 | 4.5 |
| SURFACE IMPOUNDMENT | M133 | 25,000 | 7.2 | 1 | 4.5 |
| TOTAL | | 348,359 | 100.0 | 22 | |

NOTE: QUANTITY MANAGED ONLY BY STORAGE IS EXCLUDED.
FACILITIES WITH ONLY STORAGE UNITS ARE EXCLUDED.
COLUMNS MAY NOT SUM DUE TO ROUNDING.
COLUMNS MAY NOT SUM TO TOTAL BECAUSE FACILITIES MAY HAVE MULTIPLE HANDLING METHODS.

12 QUANTITY AND PERCENTAGE OF RCRA HAZARDOUS WASTEWATER AND NON-WASTEWATER MANAGED IN 1995

| MANAGEMENT TYPE | TONS MANAGED | PERCENTAGE |
|---|---|---|
| WASTEWATER | 274,930 | 78.9 |
| NON-WASTEWATER | 73,428 | 21.1 |
| TOTAL | 348,359 | 100.0 |

## GEORGIA

### 1995 WASTE SHIPMENTS

13 NUMBER OF RCRA HAZARDOUS WASTE SHIPPERS: 402

14 QUANITIY OF RCRA HAZARDOUS WASTE SHIPPED: 134,995 TONS

15 FIFTY LARGEST RCRA HAZARDOUS WASTE SHIPPERS, 1995

| RANK | EPA ID | SITE NAME | CITY | QUANTITY SHIPPED (TONS) |
|---|---|---|---|---|
| 1 | GAD051034387 | SOUTHERN WOOD PIEDMONT CO - AUGUSTA | AUGUSTA | 18,701 |
| 2 | GAD030059182 | ATLANTIC STEEL INDUSTRIES - CARTERSVILLE | CARTERSVILLE | 14,851 |
| 3 | GAD093380814 | CHEMICAL CONSERVATION OF GA | VALDOSTA | 10,075 |
| 4 | GAD980842975 | INTERMETRO INDUSTRIES CORP | DOUGLAS | 7,777 |
| 5 | GAD003324985 | MERCK & CO INC | ALBANY | 5,935 |
| 6 | GAD095811162 | PHOTOCIRCUITS CORPORATION | PEACHTREE CITY | 4,238 |
| 7 | GAD070330576 | GNB TECHNOLOGIES INC | COLUMBUS | 4,029 |
| 8 | GAD008966400 | AMERCORD INC | LUMBER CITY | 3,358 |
| 9 | GAD033842543 | TRI-STATE STEEL DRUM INC | GRAYSVILLE | 3,268 |
| 10 | GAD000226431 | GENERAL AMERICAN TRANSPORTATION CORP | WAYCROSS | 2,956 |
| 11 | GA1570024330 | ROBINS AIR FORCE BASE | WARNER ROBINS | 2,406 |
| 12 | GAD981269095 | MCF SYSTEMS ATLANTA INC | DECATUR | 2,013 |
| 13 | GAD084910389 | COLONIAL PIPELINE - ATLANTA JUNCTION | POWDER SPRINGS | 1,839 |
| 14 | GAD075876623 | PPG ARCHITECTURAL FINISHES INC | EAST POINT | 1,796 |
| 15 | GAD033582461 | ALTERNATE ENERGY RESOURCES INC | AUGUSTA | 1,708 |
| 16 | GAD980842777 | SAFETY-KLEEN CORP - NORCROSS | NORCROSS | 1,548 |
| 17 | GAR000004549 | SOUTHWIRE/PATTERSON PROPERTY | CARROLLTON | 1,539 |
| 18 | GAD042869057 | SHERWIN WILLIAMS - MORROW | MORROW | 1,454 |
| 19 | GAD003305307 | FORD MOTOR COMPANY ATLANTA ASSEMBLY PLT | HAPEVILLE | 1,392 |
| 20 | GAR000001438 | SOUTHWIRE/JERRY COOK PROPERTY | CARROLLTON | 1,392 |
| 21 | GA7170023694 | MARINE CORPS LOGISTICS BASE | ALBANY | 1,158 |
| 22 | GAD981255276 | MATSUSHITA-ULTRA TECH BATTERY | COLUMBUS | 1,121 |
| 23 | GAD051008274 | BEKAERT CORP | ROME | 1,102 |
| 24 | GAD981267677 | PPG INDUSTRIES INC | PERRY | 966 |
| 25 | GAD003275252 | UNION CAMP - SAVANNAH | SAVANNAH | 916 |
| 26 | GAD980726491 | NORAMCO INC | ATHENS | 907 |
| 27 | GAD981265424 | SAFETY-KLEEN CORP - MORROW | MORROW | 881 |
| 28 | GAD006924872 | DELTA AIR LINES INC | ATLANTA | 826 |
| 29 | GAD003299526 | UNION CAMP CORPORATION | VALDOSTA | 823 |
| 30 | GAD000222083 | ENSCO ENVIRONMENTAL SERVICES | DALTON | 793 |
| 31 | GAD003310810 | GENERAL MOTORS CORP - DORAVILLE PLANT | DORAVILLE | 711 |
| 32 | GA8570024606 | LOCKHEED MARTIN AERONAUTICAL SYSTEMS | MARIETTA | 696 |
| 33 | GAD131327546 | PIEDMONT LABORATORIES INC | GAINESVILLE | 678 |
| 34 | GAD000814541 | SOUTHWIRE COPPER DIVISION | CARROLLTON | 638 |
| 35 | GAD075942706 | DELPHI-E | FITZGERALD | 589 |
| 36 | GAD981024458 | SOUTHERN STATES GALVANIZING | CLAXTON | 587 |
| 37 | GAD000776781 | SAFETY-KLEEN CORP - GARDEN CITY | GARDEN CITY | 584 |
| 38 | GAD984318899 | PHOTOCIRCUITS CORPORATION | PEACHTREE CITY | 563 |
| 39 | GAD981238199 | CARADON INDALEX | GAINESVILLE | 510 |
| 40 | GAD048708044 | RECKITT & COLMAN INC | ATLANTA | 500 |
| 41 | GA0000054726 | THE SHERWIN WILLIAMS CO - LAGRANGE | LAGRANGE | 486 |
| 42 | GAD000823096 | SAFETY-KLEEN CORP - COLUMBUS | COLUMBUS | 458 |
| 43 | GAD051010429 | AMREP INC | MARIETTA | 446 |
| 44 | GAD097392971 | NORTHWEST AIRLINES | ATLANTA | 443 |
| 45 | GAD063152573 | SAFT AMERICA INC | VALDOSTA | 435 |
| 46 | GAD080107873 | TEXTRON AUTOMOTIVE COMPANY | AMERICUS | 424 |
| 47 | GAD000821934 | HICKSON CORPORATION | CONLEY | 423 |
| 48 | GAD066468521 | FINA OIL AND CHEMICAL CO - ATLANTA | ATLANTA | 393 |
| 49 | GAD003305125 | SAVANNAH PAINT MFG | SAVANNAH | 393 |
| 50 | GAD084823301 | MCWHORTER TECHNOLOGIES INC | FOREST PARK | 391 |
| TOTAL | | | | 112,113 |

NOTE: COLUMNS MAY NOT SUM DUE TO ROUNDING.
STATE MAY HAVE FEWER THAN FIFTY SHIPPERS.

# GEORGIA

## 1995 WASTE RECEIPTS

16 NUMBER OF RCRA HAZARDOUS WASTE RECEIVERS: 15

17 QUANITIY OF RCRA HAZARDOUS WASTE RECEIVED: 28,598 TONS

18 FIFTY LARGEST RCRA HAZARDOUS WASTE RECEIVERS, 1995

| RANK | EPA ID | SITE NAME | CITY | QUANTITY RECEIVED (TONS) |
|---|---|---|---|---|
| 1 | GAD082830803 | TRI CHEM COMPANY | ATLANTA | 9,003 |
| 2 | GAD093380814 | CHEMICAL CONSERVATION OF GA | VALDOSTA | 8,036 |
| 3 | GAD000222083 | ENSCO ENVIRONMENTAL SERVICES | DALTON | 3,474 |
| 4 | GAD033582461 | ALTERNATE ENERGY RESOURCES INC | AUGUSTA | 2,569 |
| 5 | GAD033842543 | TRI-STATE STEEL DRUM INC | GRAYSVILLE | 1,882 |
| 6 | GAD980842777 | SAFETY-KLEEN CORP - NORCROSS | NORCROSS | 1,122 |
| 7 | GAD981265424 | SAFETY-KLEEN CORP - MORROW | MORROW | 710 |
| 8 | GAD000776781 | SAFETY-KLEEN CORP - GARDEN CITY | GARDEN CITY | 494 |
| 9 | GAD000616367 | MKC ENTERPRISES INC | DORAVILLE | 399 |
| 10 | GAD000823096 | SAFETY-KLEEN CORP - COLUMBUS | COLUMBUS | 364 |
| 11 | GAD063152573 | SAFT AMERICA INC | VALDOSTA | 292 |
| 12 | GAD980709257 | SAFETY-KLEEN CORP - MACON | MACON | 129 |
| 13 | GAD000821934 | HICKSON CORPORATION | CONLEY | 91 |
| 14 | GAD073460941 | THE UNIVERSITY OF GEORGIA/GAD073460941 | ATHENS | 29 |
| 15 | GAD070330576 | GNB TECHNOLOGIES INC | COLUMBUS | 3 |
| TOTAL | | | | 28,598 |

NOTE: COLUMNS MAY NOT SUM DUE TO ROUNDING.
STATE MAY HAVE FEWER THAN FIFTY FACILITIES THAT RECEIVED WASTE.

## GEORGIA

### 1995 WASTE RECEIPTS, CONTINUED

19 QUANTITY OF RCRA HAZARDOUS WASTE MANAGED, BY MANGEMENT METHOD, LIMITED TO WASTE RECEIVED FROM OFFSITE, 1995

| MANAGEMENT METHOD | SYSTEM TYPE CODE | QUANTITY MANAGED (TONS) | PERCENTAGE OF QUANTITY | NUMBER OF FACILITIES | PERCENTAGE OF FACILITIES |
|---|---|---|---|---|---|
| METALS RECOVERY (FOR REUSE) | M011-M019 | 3 | .0 | 1 | 12.5 |
| SOLVENTS RECOVERY | M021-M029 | 622 | 3.0 | 1 | 12.5 |
| ENERGY RECOVERY (REUSE AS FUEL) | M051-M059 | 2 | .0 | 1 | 12.5 |
| FUEL BLENDING | M061 | 8,588 | 42.0 | 4 | 50.0 |
| AQUEOUS INORGANIC TREATMENT | M071-M079 | 292 | 1.4 | 1 | 12.5 |
| STABILIZATION | M111-M119 | 1 | .0 | 1 | 12.5 |
| OTHER TREATMENT | M121-M129 | 10,926 | 53.5 | 3 | 37.5 |
| TOTAL | | 20,434 | 100.0 | 8 | |

20 MANAGEMENT METHOD, BY QUANTITY OF RCRA HAZARDOUS WASTE MANAGED, LIMITED TO WASTE RECEIVED FROM OFFSITE, 1995

| MANAGEMENT METHOD | SYSTEM TYPE CODE | QUANTITY MANAGED (TONS) | PERCENTAGE OF QUANTITY | NUMBER OF FACILITIES | PERCENTAGE OF FACILITIES |
|---|---|---|---|---|---|
| OTHER TREATMENT | M121-M129 | 10,926 | 53.5 | 3 | 37.5 |
| FUEL BLENDING | M061 | 8,588 | 42.0 | 4 | 50.0 |
| SOLVENTS RECOVERY | M021-M029 | 622 | 3.0 | 1 | 12.5 |
| AQUEOUS INORGANIC TREATMENT | M071-M079 | 292 | 1.4 | 1 | 12.5 |
| METALS RECOVERY (FOR REUSE) | M011-M019 | 3 | .0 | 1 | 12.5 |
| ENERGY RECOVERY (REUSE AS FUEL) | M051-M059 | 2 | .0 | 1 | 12.5 |
| STABILIZATION | M111-M119 | 1 | .0 | 1 | 12.5 |
| TOTAL | | 20,434 | 100.0 | 8 | |

NOTE: QUANTITY MANAGED ONLY BY STORAGE IS EXCLUDED.
FACILITIES WITH ONLY STORAGE UNITS ARE EXCLUDED.
COLUMNS MAY NOT SUM DUE TO ROUNDING.
COLUMNS MAY NOT SUM TO TOTAL BECAUSE FACILITIES MAY HAVE MULTIPLE HANDLING METHODS.

## GEORGIA

### 1995 WASTE RECEIPTS, CONTINUED

21 MANAGEMENT METHOD AND QUANTITY OF RCRA HAZARDOUS WASTE MANAGED, BY NUMBER OF FACILITIES, LIMITED TO WASTE RECEIVED FROM OFF SITE, 1995

| MANAGEMENT METHOD | SYSTEM TYPE CODE | QUANTITY MANAGED (TONS) | PERCENTAGE OF QUANTITY | NUMBER OF FACILITIES | PERCENTAGE OF FACILITIES |
|---|---|---|---|---|---|
| FUEL BLENDING | M061 | 8,588 | 42.0 | 4 | 50.0 |
| OTHER TREATMENT | M121-M129 | 10,926 | 53.5 | 3 | 37.5 |
| METALS RECOVERY (FOR REUSE) | M011-M019 | 3 | .0 | 1 | 12.5 |
| SOLVENTS RECOVERY | M021-M029 | 622 | 3.0 | 1 | 12.5 |
| ENERGY RECOVERY (REUSE AS FUEL) | M051-M059 | 2 | .0 | 1 | 12.5 |
| AQUEOUS INORGANIC TREATMENT | M071-M079 | 292 | 1.4 | 1 | 12.5 |
| STABILIZATION | M111-M119 | 1 | .0 | 1 | 12.5 |
| TOTAL | | 20,434 | 100.0 | 8 | |

NOTE: QUANTITY MANAGED ONLY BY STORAGE IS EXCLUDED.
FACILITIES WITH ONLY STORAGE UNITS ARE EXCLUDED.
COLUMNS MAY NOT SUM DUE TO ROUNDING.
COLUMNS MAY NOT SUM TO TOTAL BECAUSE FACILITIES MAY HAVE MULTIPLE HANDLING METHODS.

## GEORGIA

### 1995 IMPORTS AND EXPORTS

| | | | |
|---|---|---|---|
| 22 | QUANTITY OF RCRA HAZARDOUS WASTE IMPORTED: | 14,092 | TONS |
| 23 | QUANTITY OF RCRA HAZARDOUS WASTE EXPORTED: | 123,385 | TONS |

# GUAM

## 1995 WASTE GENERATION

1 NUMBER OF RCRA LARGE QUANTITY GENERATORS (LQGS): 13

2 QUANTITY OF RCRA HAZARDOUS WASTE GENERATED: 299

3 FIFTY LARGEST RCRA HAZARDOUS WASTE GENERATORS IN THE STATE, 1995

| RANK | EPA ID | SITE NAME | CITY | TOTAL GENERATED (TONS) |
|---|---|---|---|---|
| 1 | GU5170022680 | USNAVY PUBLIC WORKS CTN | PWC | 113 |
| 2 | GU4170027334 | USNAVY SHIP REPAIR FACILITY GUAM | NAVAL ACTIVITIES | 44 |
| 3 | GU6571999519 | USAF ANDERSEN AIR FORCE BASE | YIGO | 41 |
| 4 | GU7170027323 | USNAVY US NAVAL ACTIVITIES GUAM | SANTA RITA | 39 |
| 5 | GU4170090027 | USNAVY US FLEET AND INDUSTRIAL SUPPLY | SUMAY DRIVE | 39 |
| 6 | GU0170090021 | USNAVY NCTAMS WESTPAC GUAM | DEDEDEO | 10 |
| 7 | GU3170090028 | USNAVY US FLEET AND INDUSTRIAL SUPPLY | VILLAGE OF PITI | 4 |
| 8 | GU4170090001 | USNAVY PUBLIC WORKS CTN | PITI | 3 |
| 9 | GUT000010009 | USNAVY SHELL AGAT TERMINAL | AGAT | 3 |
| 10 | GU9170090022 | USNAVY US NAVAL HOSPITAL GUAM | AGANA HEIGHTS | 2 |
| 11 | GUD982469462 | GUAM MEMORIAL HOSPITAL AUTHORITY | TAMUNING | 0 |
| 12 | GU0170090013 | USNAVY NAVAL ACTIVITIES GUAM | FPO AP | 0 |
| 13 | GU6170027316 | DEFENSE REUTILIZATION MARKETING | NAVAL ACTIVITIES | 0 |
| TOTAL | | | | 299 |

NOTE: STATE MAY HAVE FEWER THAN FIFTY GENERATORS.

## GUAM

### 1995 WASTE GENERATION, CONTINUED

4 QUANTITIES OF WASTE GENERATED IN 1995 THAT WERE

- REPORTED WITH ONLY CHARACTERISTIC WASTE CODES
- REPORTED WITH ONLY LISTED WASTE CODES
- REPORTED WITH BOTH CHARACTERISTIC AND LISTED WASTE CODES

| WASTE HAS ONLY CHARACTERISTIC CODES | TONS OF WASTE GENERATED | WASTE HAS ONLY LISTED CODES | TONS OF WASTE GENERATED | WASTE HAS BOTH CHARACTERISTIC AND LISTED CODES | TONS OF WASTE GENERATED |
|---|---|---|---|---|---|
| ONLY IGNITABLE | 90 | ONLY AN F CODE | 1 | | |
| ONLY CORROSIVE | 24 | ONLY A K CODE | 0 | | |
| ONLY REACTIVE | 2 | ONLY A P CODE | 0 | | |
| ONLY D004-17 | 72 | ONLY A U CODE | 2 | | |
| ONLY D018-43 | 2 | | | | |
| HAS MORE THAN ONE CHARACTERISTIC CODE | 74 | HAS MORE THAN ONE LISTED CODE | 0 | | |
| TOTAL | 263 | TOTAL | 3 | TOTAL CHAR. AND LISTED | 32 |

5 QUANTITIES OF WASTE GENERATED IN 1995 THAT WERE MULTIPLY CODED

| WASTE HAS ONLY CHARACTERISTIC CODES BUT MORE THAN ONE APPLIES | TONS OF WASTE GENERATED | ONLY LISTED CODES BUT HAS MORE THAN ONE | TONS OF WASTE GENERATED | BOTH CHAR. & LISTED CODES | TONS OF WASTE GENERATE |
|---|---|---|---|---|---|
| HAS IGNITABLE CODE | 52 | | | IGN. W/ AT LEAST 1 LSTD | |
| HAS CORROSIVE CODE | 21 | | | CORR. W/ AT LEAST 1 LSTD | |
| HAS REACTIVE CODE | 3 | | | REACT. W/ AT LEAST 1 LSTD | |
| HAS D004-D017 CODE | 58 | | | D004-17 W/ AT LEAST 1 LSTD | 3 |
| HAS D018-D043 CODE | 29 | | | D018-43 W/ AT LEAST 1 LSTD | |
| | | HAS AN F CODE | 0 | F WASTE W/ AT LEAST 1 CHAR | 2 |
| | | HAS A K CODE | 0 | K WASTE W/ AT LEAST 1 CHAR | |
| | | HAS A P CODE | 0 | P WASTE W/ AT LEAST 1 CHAR | |
| | | HAS A U CODE | 0 | U WASTE W/ AT LEAST 1 CHAR | |
| TOTAL | 74 | TOTAL | 0 | TOTAL | 3 |

NOTE: COLUMNS DO NOT SUM TO TOTAL BECAUSE A WASTE CODE MAY APPLY TO MORE THAN ONE WASTE.
MIXTURES WITH IGNITABLE, CORROSIVE, REACTIVE, D004-17, AND D018-43 CHARACTERISTIC CODES ALSO MAY CONTAIN OTHER CHARACTERISTIC WASTE CODES.
SIMILARLY, WASTES WITH F,K,P, AND U LISTED CODES MAY HAVE OTHER LISTED WASTE CODES.

# GUAM

## 1995 WASTE MANAGEMENT

6 NUMBER OF RCRA TSD FACILITIES: 2

7 QUANITY OF RCRA HAZARDOUS WASTE MANAGED: 0 TONS

8 FIFTY LARGEST RCRA HAZARDOUS WASTE MANAGEMENT FACILITIES, 1995

| RANK | EPA ID | SITE NAME | CITY | TONS OF WASTE MANAGED |
|---|---|---|---|---|
| 1 | GU6571999519 | USAF ANDERSEN AIR FORCE BASE | YIGO | 0 |
| TOTAL | | | | 0 |

NOTE: COLUMNS MAY NOT SUM DUE TO ROUNDING.
STATE MAY HAVE FEWER THAN FIFTY FACILITIES THAT MANAGED WASTE.
QUANTITY MANAGED ONLY BY STORAGE IS EXCLUDED.

## GUAM

### 1995 WASTE MANAGEMENT, CONTINUED

9 QUANTITY OF RCRA HAZARDOUS WASTE MANAGED BY MANAGEMENT METHOD, 1995

| MANAGEMENT METHOD | SYSTEM TYPE CODE | QUANTITY MANAGED (TONS) | PERCENTAGE OF QUANTITY | NUMBER OF FACILITIES | PERCENTAGE OF FACILITIES |
|---|---|---|---|---|---|
| OTHER TREATMENT | M121-M129 | 0 | 100.0 | 1 | 100.0 |
| TOTAL | | 0 | 100.0 | 1 | |

10 MANAGEMENT METHOD, BY QUANTITY OF RCRA HAZARDOUS WASTE MANAGED, 1995

| MANAGEMENT METHOD | SYSTEM TYPE CODE | QUANTITY MANAGED (TONS) | PERCENTAGE OF QUANTITY | NUMBER OF FACILITIES | PERCENTAGE OF FACILITIES |
|---|---|---|---|---|---|
| OTHER TREATMENT | M121-M129 | 0 | 100.0 | 1 | 100.0 |
| TOTAL | | 0 | 100.0 | 1 | |

NOTE: QUANTITY MANAGED ONLY BY STORAGE IS EXCLUDED.
FACILITIES WITH ONLY STORAGE UNITS ARE EXCLUDED.
COLUMNS MAY NOT SUM DUE TO ROUNDING.
COLUMNS MAY NOT SUM TO TOTAL BECAUSE FACILITIES MAY HAVE MULTIPLE HANDLING METHODS.

# GUAM

## 1995 WASTE MANAGEMENT, CONTINUED

11 MANAGEMENT METHOD AND QUANTITY OF RCRA HAZARDOUS WASTE MANAGED BY NUMBER OF FACILITIES, 1995

| MANAGEMENT METHOD | SYSTEM TYPE CODE | QUANTITY MANAGED (TONS) | PERCENTAGE OF QUANTITY | NUMBER OF FACILITIES | PERCENTAGE OF FACILITIES |
|---|---|---|---|---|---|
| OTHER TREATMENT | M121-M129 | 0 | 100.0 | 1 | 100.0 |
| TOTAL | | 0 | 100.0 | 1 | |

NOTE: QUANTITY MANAGED ONLY BY STORAGE IS EXCLUDED.
FACILITIES WITH ONLY STORAGE UNITS ARE EXCLUDED.
COLUMNS MAY NOT SUM DUE TO ROUNDING.
COLUMNS MAY NOT SUM TO TOTAL BECAUSE FACILITIES MAY HAVE MULTIPLE HANDLING METHODS.

12 QUANTITY AND PERCENTAGE OF RCRA HAZARDOUS WASTEWATER AND NON-WASTEWATER MANAGED IN 1995

| MANAGEMENT TYPE | TONS MANAGED | PERCENTAGE |
|---|---|---|
| WASTEWATER | 0 | 100.0 |
| NON-WASTEWATER | 0 | 0.0 |
| TOTAL | 0 | 100.0 |

## GUAM

### 1995 WASTE SHIPMENTS

13 NUMBER OF RCRA HAZARDOUS WASTE SHIPPERS: 13

14 QUANITIY OF RCRA HAZARDOUS WASTE SHIPPED: 698 TONS

15 FIFTY LARGEST RCRA HAZARDOUS WASTE SHIPPERS, 1995

| RANK | EPA ID | SITE NAME | CITY | QUANTITY SHIPPED (TONS) |
|---|---|---|---|---|
| 1 | GU6170027316 | DEFENSE REUTILIZATION MARKETING | NAVAL ACTIVITIES | 398 |
| 2 | GU5170022680 | USNAVY PUBLIC WORKS CTN | PWC | 113 |
| 3 | GU4170027334 | USNAVY SHIP REPAIR FACILITY GUAM | NAVAL ACTIVITIES | 44 |
| 4 | GU6571999519 | USAF ANDERSEN AIR FORCE BASE | YIGO | 41 |
| 5 | GU7170027323 | USNAVY US NAVAL ACTIVITIES GUAM | SANTA RITA | 39 |
| 6 | GU4170090027 | USNAVY US FLEET AND INDUSTRIAL SUPPLY | SUMAY DRIVE | 39 |
| 7 | GU0170090021 | USNAVY NCTAMS WESTPAC GUAM | DEDEDEO | 10 |
| 8 | GU3170090028 | USNAVY US FLEET AND INDUSTRIAL SUPPLY | VILLAGE OF PITI | 4 |
| 9 | GU4170090001 | USNAVY PUBLIC WORKS CTN | PITI | 3 |
| 10 | GUT000010009 | USNAVY SHELL AGAT TERMINAL | AGAT | 3 |
| 11 | GU9170090022 | USNAVY US NAVAL HOSPITAL GUAM | AGANA HEIGHTS | 2 |
| 12 | GUD982469462 | GUAM MEMORIAL HOSPITAL AUTHORITY | TAMUNING | 1 |
| 13 | GU0170090013 | USNAVY NAVAL ACTIVITIES GUAM | FPO AP | 0 |
| TOTAL | | | | 698 |

NOTE: COLUMNS MAY NOT SUM DUE TO ROUNDING.
STATE MAY HAVE FEWER THAN FIFTY SHIPPERS.

# GUAM

## 1995 WASTE RECEIPTS

16 NUMBER OF RCRA HAZARDOUS WASTE RECEIVERS: 2

17 QUANITIY OF RCRA HAZARDOUS WASTE RECEIVED: 344 TONS

18 FIFTY LARGEST RCRA HAZARDOUS WASTE RECEIVERS, 1995

| RANK | EPA ID | SITE NAME | CITY | QUANTITY RECEIVED (TONS) |
|---|---|---|---|---|
| 1 | GU6170027316 | DEFENSE REUTILIZATION MARKETING | NAVAL ACTIVITIES | 344 |
| 2 | GU6571999519 | USAF ANDERSEN AIR FORCE BASE | YIGO | 0 |
| TOTAL | | | | 344 |

NOTE: COLUMNS MAY NOT SUM DUE TO ROUNDING.
STATE MAY HAVE FEWER THAN FIFTY FACILITIES THAT RECEIVED WASTE.

## GUAM

### 1995 WASTE RECEIPTS, CONTINUED

19 QUANTITY OF RCRA HAZARDOUS WASTE MANAGED, BY MANGEMENT METHOD, LIMITED TO WASTE RECEIVED FROM OFFSITE, 1995

| MANAGEMENT METHOD | SYSTEM TYPE CODE | QUANTITY MANAGED (TONS) | PERCENTAGE OF QUANTITY | NUMBER OF FACILITIES | PERCENTAGE OF FACILITIES |
|---|---|---|---|---|---|
| OTHER TREATMENT | M121-M129 | 0 | 100.0 | 1 | 100.0 |
| TOTAL | | 0 | 100.0 | 1 | |

20 MANAGEMENT METHOD, BY QUANTITY OF RCRA HAZARDOUS WASTE MANAGED, LIMITED TO WASTE RECEIVED FROM OFFSITE, 1995

| MANAGEMENT METHOD | SYSTEM TYPE CODE | QUANTITY MANAGED (TONS) | PERCENTAGE OF QUANTITY | NUMBER OF FACILITIES | PERCENTAGE OF FACILITIES |
|---|---|---|---|---|---|
| OTHER TREATMENT | M121-M129 | 0 | 100.0 | 1 | 100.0 |
| TOTAL | | 0 | 100.0 | 1 | |

NOTE: QUANTITY MANAGED ONLY BY STORAGE IS EXCLUDED.
FACILITIES WITH ONLY STORAGE UNITS ARE EXCLUDED.
COLUMNS MAY NOT SUM DUE TO ROUNDING.
COLUMNS MAY NOT SUM TO TOTAL BECAUSE FACILITIES MAY HAVE MULTIPLE HANDLING METHODS.

# GUAM

## 1995 WASTE RECEIPTS, CONTINUED

21 MANAGEMENT METHOD AND QUANTITY OF RCRA HAZARDOUS WASTE MANAGED, BY NUMBER OF FACILITIES, LIMITED TO WASTE RECEIVED FROM OFF SITE, 1995

| MANAGEMENT METHOD | SYSTEM TYPE CODE | QUANTITY MANAGED (TONS) | PERCENTAGE OF QUANTITY | NUMBER OF FACILITIES | PERCENTAGE OF FACILITIES |
|---|---|---|---|---|---|
| OTHER TREATMENT | M121-M129 | 0 | 100.0 | 1 | 100.0 |
| TOTAL | | 0 | 100.0 | 1 | |

NOTE: QUANTITY MANAGED ONLY BY STORAGE IS EXCLUDED.
FACILITIES WITH ONLY STORAGE UNITS ARE EXCLUDED.
COLUMNS MAY NOT SUM DUE TO ROUNDING.
COLUMNS MAY NOT SUM TO TOTAL BECAUSE FACILITIES MAY HAVE MULTIPLE HANDLING METHODS.

## GUAM

### 1995 IMPORTS AND EXPORTS

| | | | |
|---|---|---|---|
| 22 | QUANTITY OF RCRA HAZARDOUS WASTE IMPORTED: | 0 | TONS |
| 23 | QUANTITY OF RCRA HAZARDOUS WASTE EXPORTED: | 402 | TONS |

# HAWAII

## 1995 WASTE GENERATION

1 NUMBER OF RCRA LARGE QUANTITY GENERATORS (LQGS): 53

2 QUANTITY OF RCRA HAZARDOUS WASTE GENERATED: 592,900

3 FIFTY LARGEST RCRA HAZARDOUS WASTE GENERATORS IN THE STATE, 1995

| RANK | EPA ID | SITE NAME | CITY | TOTAL GENERATED (TONS) |
|---|---|---|---|---|
| 1 | HID056786395 | BHP PETROLEUM AMERICAS REFINING INC | KAPOLEI | 591,158 |
| 2 | HI6170024339 | USNAVY PEARL HARBOR NAVAL SHIPYARD | PEARL HARBOR | 421 |
| 3 | HI1170024334 | USNAVY PUBLIC WORKS CNTR | PEARL HARBOR | 190 |
| 4 | HI8570028722 | USAF HICKAM AIR FORCE BASE | HICKAM AFB | 100 |
| 5 | HI6170022762 | USMC BASE HAWAII | KANEOHE MCBH | 94 |
| 6 | HID984470112 | GASCO INC PIER 38 | HONOLULU | 80 |
| 7 | HI9170090006 | USNAVY NAVAL MAGAZINE LUALUALEI | EWA BEACH | 77 |
| 8 | HI3210022239 | USAG SCHOFIELD BARRACKS | SCHOFIELD BARRACKS | 73 |
| 9 | HID981164569 | MIDPAC LUMBER CO LTD | HONOLULU | 59 |
| 10 | HI3170024340 | USNAVY NAVAL SUBMARINE BASE PEARL HARBOR | PEARL HARBOR | 56 |
| 11 | HIR000000224 | COSTCO WHOLESALE NO 11 | HONOLULU | 53 |
| 12 | HID981574809 | STATE OF HAWAII HWY DIV | HILO | 46 |
| 13 | HI1170024326 | USNAVY NAS BARBERS POINT | BARBERS POINT | 45 |
| 14 | HI0000243618 | USAG HI EAST RANGE | SCHOFIELD BARRACKS | 44 |
| 15 | HIT160010005 | CHEVRON PRODUCTS CO HAWAII REFINERY | KAPOLEI | 42 |
| 16 | HI0000705061 | KEWALO INCINERATOR | HONOLULU | 29 |
| 17 | HIT000610873 | WAIAU GENERATING STA | PEARL CITY | 28 |
| 18 | HI0000880542 | COSTCO WHOLESALE NO 120 | HONOLULU | 28 |
| 19 | HID981581788 | HAWAIIAN WESTERN STEEL LTD | EWA BEACH | 21 |
| 20 | HIR000000067 | COSTCO WHOLESALE NO 119 | KAHULUI | 21 |
| 21 | HI0000449199 | USNAVY PUBLIC WORKS CNTR | PEARL HARBOR | 15 |
| 22 | HID066272360 | BHP GAS CO SNG PLANT | KAPOLEI | 15 |
| 23 | HI1170024342 | USDOD FLEET AND INDUSTRIAL SUPPLY | PEARL HARBOR | 15 |
| 24 | HIR000000505 | YOUNG LAUNDRY | HONOLULU | 15 |
| 25 | HID000633081 | 76 PRODUCTS CO DBA UNOCAL | HONOLULU | 14 |
| 26 | HID981651698 | PACIFIC MACHINERY | WAIPAHU | 13 |
| 27 | HIR000000232 | COSTCO WHOLESALE NO 140 | KALUA | 12 |
| 28 | HI0170090005 | USNAVY PUBLIC WORKS CNTR | PEARL HARBOR | 12 |
| 29 | HI3170090002 | USDOD DRMO HAWAII | PEARL CITY | 11 |
| 30 | HI8690390036 | USCG BASE HONOLULU | HONOLULU | 11 |
| 31 | HI8170090007 | USNAVY SHORE INTERMEDIATE MAINTENANCE | PEARL HARBOR | 10 |
| 32 | HI6170024388 | USNAVY NCTAMS EASTPAC | WAHIAWA | 9 |
| 33 | HIR000000125 | BHP THE GAS CO DRIP LEG 2 | KAPOLEI | 9 |
| 34 | HID980883185 | HAWAII WOOD PRESERVING CO | KAHULUI | 8 |
| 35 | HIT000615252 | CHEVRON PRODUCTS CO | HILO | 8 |
| 36 | HID000626333 | TEXACO REFINING AND MARKETING INC | KAPOLEI | 8 |
| 37 | HIR000000166 | BHP THE GAS CO DRIP LEG 1 | KAPOLEI | 7 |
| 38 | HI9210022241 | USARMY TRIPLER ARMY MED CNTR | TRIPLER ARMY MED CNTR | 6 |
| 39 | HID059472357 | BREWER ENVIRONMENTAL INDUSTRIES INC | HONOLULU | 5 |
| 40 | HIT000615203 | CHEVRON PRODUCTS CO | HONOLULU | 5 |
| 41 | HID981367683 | HAWAIIAN COMMERICAL AND SUGAR | PUUNENE | 4 |
| 42 | HIT000615385 | CHEVRON PRODUCTS CO | ELEELE | 4 |
| 43 | HI8170090015 | USNAVY NAVAL MAGAZINE LUALUALEI | LUALUALEI | 4 |
| 44 | HID044297042 | 76 PRODUCTS CO MAUI TERMINAL | KAHULUI | 4 |
| 45 | HID009158114 | OAHU SUGAR CO LTD | WAIPAHU | 3 |
| 46 | HI6170024719 | USNAVY PACIFIC MISSILE RANGE FACILITY | KEHAHA | 2 |
| 47 | HID984468959 | 76 PRODUCTS CO WAIANAE | WAIANAE | 2 |
| 48 | HI1170090004 | USNAVY PUBLIC WORKS CNTR BARBERS POINT | BARBERS POINT | 2 |
| 49 | HID087190542 | UNIV OF HAWAII | HONOLULU | 1 |
| 50 | HID984468876 | UNOCAL PARADISE NO 3282 | HONOLULU | 1 |
| TOTAL | | | | 592,898 |

NOTE: STATE MAY HAVE FEWER THAN FIFTY GENERATORS.

## HAWAII

### 1995 WASTE GENERATION, CONTINUED

4 QUANTITIES OF WASTE GENERATED IN 1995 THAT WERE

- REPORTED WITH ONLY CHARACTERISTIC WASTE CODES
- REPORTED WITH ONLY LISTED WASTE CODES
- REPORTED WITH BOTH CHARACTERISTIC AND LISTED WASTE CODES

| WASTE HAS ONLY CHARACTERISTIC CODES | TONS OF WASTE GENERATED | WASTE HAS ONLY LISTED CODES | TONS OF WASTE GENERATED | WASTE HAS BOTH CHARACTERISTIC AND LISTED CODES | TONS OF WASTE GENERATED |
|---|---|---|---|---|---|
| ONLY IGNITABLE | 208 | ONLY AN F CODE | 119 | | |
| ONLY CORROSIVE | 36 | ONLY A K CODE | 34 | | |
| ONLY REACTIVE | 64 | ONLY A P CODE | 0 | | |
| ONLY D004-17 | 789 | ONLY A U CODE | 3 | | |
| ONLY D018-43 | 589,729 | | | | |
| HAS MORE THAN ONE CHARACTERISTIC CODE | 395 | HAS MORE THAN ONE LISTED CODE | 1,407 | | |
| TOTAL | 591,221 | TOTAL | 1,563 | TOTAL CHAR. AND LISTED | 117 |

5 QUANTITIES OF WASTE GENERATED IN 1995 THAT WERE MULTIPLY CODED

| WASTE HAS ONLY CHARACTERISTIC CODES BUT MORE THAN ONE APPLIES | TONS OF WASTE GENERATED | ONLY LISTED CODES BUT HAS MORE THAN ONE | TONS OF WASTE GENERATED | BOTH CHAR. & LISTED CODES | TONS OF WASTE GENERATE |
|---|---|---|---|---|---|
| HAS IGNITABLE CODE | 299 | | | IGN. W/ AT LEAST 1 LSTD | 7 |
| HAS CORROSIVE CODE | 105 | | | CORR. W/ AT LEAST 1 LSTD | 2 |
| HAS REACTIVE CODE | 110 | | | REACT. W/ AT LEAST 1 LSTD | |
| HAS D004-D017 CODE | 328 | | | D004-17 W/ AT LEAST 1 LSTD | 7 |
| HAS D018-D043 CODE | 151 | | | D018-43 W/ AT LEAST 1 LSTD | 7 |
| | | HAS AN F CODE | 1,407 | F WASTE W/ AT LEAST 1 CHAR | 9 |
| | | HAS A K CODE | 1,407 | K WASTE W/ AT LEAST 1 CHAR | |
| | | HAS A P CODE | 0 | P WASTE W/ AT LEAST 1 CHAR | |
| | | HAS A U CODE | 0 | U WASTE W/ AT LEAST 1 CHAR | 1 |
| TOTAL | 395 | TOTAL | 1,407 | TOTAL | 11 |

NOTE: COLUMNS DO NOT SUM TO TOTAL BECAUSE A WASTE CODE MAY APPLY TO MORE THAN ONE WASTE.
MIXTURES WITH IGNITABLE, CORROSIVE, REACTIVE, D004-17, AND D018-43 CHARACTERISTIC CODES ALSO MAY CONTAIN OTHER CHARACTERISTIC WASTE CODES.
SIMILARLY, WASTES WITH F,K,P, AND U LISTED CODES MAY HAVE OTHER LISTED WASTE CODES.

# HAWAII

## 1995 WASTE MANAGEMENT

6 NUMBER OF RCRA TSD FACILITIES: 6

7 QUANITY OF RCRA HAZARDOUS WASTE MANAGED: 476 TONS

8 FIFTY LARGEST RCRA HAZARDOUS WASTE MANAGEMENT FACILITIES, 1995

| RANK | EPA ID | SITE NAME | CITY | TONS OF WASTE MANAGED |
|---|---|---|---|---|
| 1 | HIT000603514 | UNITEK ENVIRONMENTAL SVCS INC | KAPOLEI | 476 |
| 2 | HID009198797 | HONOLULU WOOD TREATING CO LTD | KAPOLEI | 0 |
| 3 | HIT160010005 | CHEVRON PRODUCTS CO HAWAII REFINERY | KAPOLEI | 0 |
| 4 | HI1170024334 | USNAVY PUBLIC WORKS CNTR | PEARL HARBOR | 0 |
| 5 | HI6170024339 | USNAVY PEARL HARBOR NAVAL SHIPYARD | PEARL HARBOR | 0 |
| TOTAL | | | | 476 |

NOTE: COLUMNS MAY NOT SUM DUE TO ROUNDING.
STATE MAY HAVE FEWER THAN FIFTY FACILITIES THAT MANAGED WASTE.
QUANTITY MANAGED ONLY BY STORAGE IS EXCLUDED.

## HAWAII

### 1995 WASTE MANAGEMENT, CONTINUED

9 QUANTITY OF RCRA HAZARDOUS WASTE MANAGED BY MANAGEMENT METHOD, 1995

| MANAGEMENT METHOD | SYSTEM TYPE CODE | QUANTITY MANAGED (TONS) | PERCENTAGE OF QUANTITY | NUMBER OF FACILITIES | PERCENTAGE OF FACILITIES |
|---|---|---|---|---|---|
| SOLVENTS RECOVERY | M021-M029 | 476 | 100.0 | 1 | 100.0 |
| TOTAL | | 476 | 100.0 | 1 | |

10 MANAGEMENT METHOD, BY QUANTITY OF RCRA HAZARDOUS WASTE MANAGED, 1995

| MANAGEMENT METHOD | SYSTEM TYPE CODE | QUANTITY MANAGED (TONS) | PERCENTAGE OF QUANTITY | NUMBER OF FACILITIES | PERCENTAGE OF FACILITIES |
|---|---|---|---|---|---|
| SOLVENTS RECOVERY | M021-M029 | 476 | 100.0 | 1 | 100.0 |
| TOTAL | | 476 | 100.0 | 1 | |

NOTE: QUANTITY MANAGED ONLY BY STORAGE IS EXCLUDED.
FACILITIES WITH ONLY STORAGE UNITS ARE EXCLUDED.
COLUMNS MAY NOT SUM DUE TO ROUNDING.
COLUMNS MAY NOT SUM TO TOTAL BECAUSE FACILITIES MAY HAVE MULTIPLE HANDLING METHODS.

# HAWAII

## 1995 WASTE MANAGEMENT, CONTINUED

11 MANAGEMENT METHOD AND QUANTITY OF RCRA HAZARDOUS WASTE MANAGED BY NUMBER OF FACILITIES, 1995

| MANAGEMENT METHOD | SYSTEM TYPE CODE | QUANTITY MANAGED (TONS) | PERCENTAGE OF QUANTITY | NUMBER OF FACILITIES | PERCENTAGE OF FACILITIES |
|---|---|---|---|---|---|
| SOLVENTS RECOVERY | M021-M029 | 476 | 100.0 | 1 | 100.0 |
| TOTAL | | 476 | 100.0 | 1 | |

NOTE: QUANTITY MANAGED ONLY BY STORAGE IS EXCLUDED.
FACILITIES WITH ONLY STORAGE UNITS ARE EXCLUDED.
COLUMNS MAY NOT SUM DUE TO ROUNDING.
COLUMNS MAY NOT SUM TO TOTAL BECAUSE FACILITIES MAY HAVE MULTIPLE HANDLING METHODS.

12 QUANTITY AND PERCENTAGE OF RCRA HAZARDOUS WASTEWATER AND NON-WASTEWATER MANAGED IN 1995

| MANAGEMENT TYPE | TONS MANAGED | PERCENTAGE |
|---|---|---|
| WASTEWATER | 0 | .0 |
| NON-WASTEWATER | 476 | 100.0 |
| TOTAL | 476 | 100.0 |

## HAWAII

### 1995 WASTE SHIPMENTS

13 NUMBER OF RCRA HAZARDOUS WASTE SHIPPERS: 49

14 QUANITIY OF RCRA HAZARDOUS WASTE SHIPPED: 3,978 TONS

15 FIFTY LARGEST RCRA HAZARDOUS WASTE SHIPPERS, 1995

| RANK | EPA ID | SITE NAME | CITY | QUANTITY SHIPPED (TONS) |
|---|---|---|---|---|
| 1 | HID056786395 | BHP PETROLEUM AMERICAS REFINING INC | KAPOLEI | 1,557 |
| 2 | HIT000603514 | UNITEK ENVIRONMENTAL SVCS INC | KAPOLEI | 593 |
| 3 | HI6170024339 | USNAVY PEARL HARBOR NAVAL SHIPYARD | PEARL HARBOR | 429 |
| 4 | HI1170024334 | USNAVY PUBLIC WORKS CNTR | PEARL HARBOR | 407 |
| 5 | HI8570028722 | USAF HICKAM AIR FORCE BASE | HICKAM AFB | 99 |
| 6 | HI6170022762 | USMC BASE HAWAII | KANEOHE MCBH | 89 |
| 7 | HID984470112 | GASCO INC PIER 38 | HONOLULU | 80 |
| 8 | HI3210022239 | USAG SCHOFIELD BARRACKS | SCHOFIELD BARRACKS | 73 |
| 9 | HI9170090006 | USNAVY NAVAL MAGAZINE LUALUALEI | EWA BEACH | 67 |
| 10 | HID981581788 | HAWAIIAN WESTERN STEEL LTD | EWA BEACH | 58 |
| 11 | HI3170024340 | USNAVY NAVAL SUBMARINE BASE PEARL HARBOR | PEARL HARBOR | 56 |
| 12 | HID981574809 | STATE OF HAWAII HWY DIV | HILO | 46 |
| 13 | HI1170024326 | USNAVY NAS BARBERS POINT | BARBERS POINT | 45 |
| 14 | HI0000243618 | USAG HI EAST RANGE | SCHOFIELD BARRACKS | 44 |
| 15 | HIT160010005 | CHEVRON PRODUCTS CO HAWAII REFINERY | KAPOLEI | 42 |
| 16 | HID981651698 | PACIFIC MACHINERY | WAIPAHU | 30 |
| 17 | HIT000610873 | WAIAU GENERATING STA | PEARL CITY | 29 |
| 18 | HI0000705061 | KEWALO INCINERATOR | HONOLULU | 29 |
| 19 | HID066272360 | BHP GAS CO SNG PLANT | KAPOLEI | 15 |
| 20 | HI1170024342 | USDOD FLEET AND INDUSTRIAL SUPPLY | PEARL HARBOR | 15 |
| 21 | HID000633081 | 76 PRODUCTS CO DBA UNOCAL | HONOLULU | 14 |
| 22 | HI0000449199 | USNAVY PUBLIC WORKS CNTR | PEARL HARBOR | 14 |
| 23 | HI0170090005 | USNAVY PUBLIC WORKS CNTR | PEARL HARBOR | 12 |
| 24 | HI3170090002 | USDOD DRMO HAWAII | PEARL CITY | 11 |
| 25 | HI8690390036 | USCG BASE HONOLULU | HONOLULU | 11 |
| 26 | HIR000000505 | YOUNG LAUNDRY | HONOLULU | 10 |
| 27 | HI8170090007 | USNAVY SHORE INTERMEDIATE MAINTENANCE | PEARL HARBOR | 10 |
| 28 | HI6170024388 | USNAVY NCTAMS EASTPAC | WAHIAWA | 9 |
| 29 | HIR000000125 | BHP THE GAS CO DRIP LEG 2 | KAPOLEI | 9 |
| 30 | HID009158114 | OAHU SUGAR CO LTD | WAIPAHU | 8 |
| 31 | HIT000615252 | CHEVRON PRODUCTS CO | HILO | 8 |
| 32 | HID000626333 | TEXACO REFINING AND MARKETING INC | KAPOLEI | 8 |
| 33 | HIR000000166 | BHP THE GAS CO DRIP LEG 1 | KAPOLEI | 7 |
| 34 | HI9210022241 | USARMY TRIPLER ARMY MED CNTR | TRIPLER ARMY MED CNTR | 6 |
| 35 | HID981367683 | HAWAIIAN COMMERICAL AND SUGAR | PUUNENE | 5 |
| 36 | HID059472357 | BREWER ENVIRONMENTAL INDUSTRIES INC | HONOLULU | 5 |
| 37 | HIT000615203 | CHEVRON PRODUCTS CO | HONOLULU | 5 |
| 38 | HIT000615385 | CHEVRON PRODUCTS CO | ELEELE | 4 |
| 39 | HI8170090015 | USNAVY NAVAL MAGAZINE LUALUALEI | LUALUALEI | 4 |
| 40 | HID044297042 | 76 PRODUCTS CO MAUI TERMINAL | KAHULUI | 4 |
| 41 | HI6170024719 | USNAVY PACIFIC MISSILE RANGE FACILITY | KEHAHA | 2 |
| 42 | HID984468959 | 76 PRODUCTS CO WAIANAE | WAIANAE | 2 |
| 43 | HI1170090004 | USNAVY PUBLIC WORKS CNTR BARBERS POINT | BARBERS POINT | 2 |
| 44 | HID087190542 | UNIV OF HAWAII | HONOLULU | 1 |
| 45 | HID984468728 | DONS MAKIKI UNOCAL NO 0344 | HONOLULU | 1 |
| 46 | HID984468876 | UNOCAL PARADISE NO 3282 | HONOLULU | 1 |
| 47 | HI0000043919 | KULANI CORRECTIONAL FACILITY | HILO | 1 |
| 48 | HID981164569 | MIDPAC LUMBER CO LTD | HONOLULU | 1 |
| 49 | HID980883185 | HAWAII WOOD PRESERVING CO | KAHULUI | 0 |
| TOTAL | | | | 3,978 |

NOTE: COLUMNS MAY NOT SUM DUE TO ROUNDING.
STATE MAY HAVE FEWER THAN FIFTY SHIPPERS.

# HAWAII

## 1995 WASTE RECEIPTS

16 NUMBER OF RCRA HAZARDOUS WASTE RECEIVERS: 2

17 QUANITIY OF RCRA HAZARDOUS WASTE RECEIVED: 1,101 TONS

18 FIFTY LARGEST RCRA HAZARDOUS WASTE RECEIVERS, 1995

| RANK | EPA ID | SITE NAME | CITY | QUANTITY RECEIVED (TONS) |
|---|---|---|---|---|
| 1 | HIT000603514 | UNITEK ENVIRONMENTAL SVCS INC | KAPOLEI | 869 |
| 2 | HI1170024334 | USNAVY PUBLIC WORKS CNTR | PEARL HARBOR | 232 |
| TOTAL | | | | 1,101 |

NOTE: COLUMNS MAY NOT SUM DUE TO ROUNDING.
STATE MAY HAVE FEWER THAN FIFTY FACILITIES THAT RECEIVED WASTE.

## HAWAII

### 1995 WASTE RECEIPTS, CONTINUED

19 QUANTITY OF RCRA HAZARDOUS WASTE MANAGED, BY MANGEMENT METHOD, LIMITED TO WASTE RECEIVED FROM OFFSITE, 1995

| MANAGEMENT METHOD | SYSTEM TYPE CODE | QUANTITY MANAGED (TONS) | PERCENTAGE OF QUANTITY | NUMBER OF FACILITIES | PERCENTAGE OF FACILITIES |
|---|---|---|---|---|---|
| SOLVENTS RECOVERY | M021-M029 | 476 | 100.0 | 1 | 100.0 |
| TOTAL | | 476 | 100.0 | 1 | |

20 MANAGEMENT METHOD, BY QUANTITY OF RCRA HAZARDOUS WASTE MANAGED, LIMITED TO WASTE RECEIVED FROM OFFSITE, 1995

| MANAGEMENT METHOD | SYSTEM TYPE CODE | QUANTITY MANAGED (TONS) | PERCENTAGE OF QUANTITY | NUMBER OF FACILITIES | PERCENTAGE OF FACILITIES |
|---|---|---|---|---|---|
| SOLVENTS RECOVERY | M021-M029 | 476 | 100.0 | 1 | 100.0 |
| TOTAL | | 476 | 100.0 | 1 | |

NOTE: QUANTITY MANAGED ONLY BY STORAGE IS EXCLUDED.
FACILITIES WITH ONLY STORAGE UNITS ARE EXCLUDED.
COLUMNS MAY NOT SUM DUE TO ROUNDING.
COLUMNS MAY NOT SUM TO TOTAL BECAUSE FACILITIES MAY HAVE MULTIPLE HANDLING METHODS.

# HAWAII

## 1995 WASTE RECEIPTS, CONTINUED

21 MANAGEMENT METHOD AND QUANTITY OF RCRA HAZARDOUS WASTE MANAGED, BY NUMBER OF FACILITIES, LIMITED TO WASTE RECEIVED FROM OFF SITE, 1995

| MANAGEMENT METHOD | SYSTEM TYPE CODE | QUANTITY MANAGED (TONS) | PERCENTAGE OF QUANTITY | NUMBER OF FACILITIES | PERCENTAGE OF FACILITIES |
|---|---|---|---|---|---|
| SOLVENTS RECOVERY | M021-M029 | 476 | 100.0 | 1 | 100.0 |
| TOTAL | | 476 | 100.0 | 1 | |

NOTE: QUANTITY MANAGED ONLY BY STORAGE IS EXCLUDED.
FACILITIES WITH ONLY STORAGE UNITS ARE EXCLUDED.
COLUMNS MAY NOT SUM DUE TO ROUNDING.
COLUMNS MAY NOT SUM TO TOTAL BECAUSE FACILITIES MAY HAVE MULTIPLE HANDLING METHODS.

## HAWAII

### 1995 IMPORTS AND EXPORTS

| | | | |
|---|---|---|---|
| 22 | QUANTITY OF RCRA HAZARDOUS WASTE IMPORTED: | 29 | TONS |
| 23 | QUANTITY OF RCRA HAZARDOUS WASTE EXPORTED: | 3,185 | TONS |

# IDAHO

## 1995 WASTE GENERATION

1 NUMBER OF RCRA LARGE QUANTITY GENERATORS (LQGS): 52

2 QUANTITY OF RCRA HAZARDOUS WASTE GENERATED: 1,209,841

3 FIFTY LARGEST RCRA HAZARDOUS WASTE GENERATORS IN THE STATE, 1995

| RANK | EPA ID | SITE NAME | CITY | TOTAL GENERATED (TONS) |
|---|---|---|---|---|
| 1 | IDD070929518 | FMC CORP PHOSPHORUS CHEMICALS GROUP | POCATELLO | 775,621 |
| 2 | IDD009066481 | BLOUNT INC CCI OPER | LEWISTON | 426,047 |
| 3 | IDD073114654 | ENVIROSAFE SERVICES OF IDAHO | GRAND VIEW | 3,804 |
| 4 | ID4890008952 | USDOE IDAHO NAT'L ENGINEERING LABORATORY | SCOVILLE | 2,655 |
| 5 | IDD093120871 | MICRON TECHNOLOGY INC | BOISE | 338 |
| 6 | ID0000147850 | BOISE AIR TERMINAL | BOISE | 224 |
| 7 | ID0000285106 | HARPERS INC | POST FALLS | 201 |
| 8 | IDD053798104 | AMERICAN MICROSYSTEMS INC | POCATELLO | 143 |
| 9 | IDD097762231 | ZILOG INC | NAMPA | 89 |
| 10 | ID0000987719 | ADA CO HWY DIST OWYHEE PLAZA | BOISE | 85 |
| 11 | IDD980835995 | ADVANCED INPUT DEVICES-PRIEST RIVER | PRIEST RIVER | 81 |
| 12 | IDD009065848 | SHOSHONE COUNTY | SMELTERVILLE | 66 |
| 13 | ID3572124557 | USAF MOUNTAIN HOME BASE | MOUNTAIN HOME | 53 |
| 14 | IDD984669424 | BLOUNT INC SOUTHPORT OPER | LEWISTON | 41 |
| 15 | IDD063334122 | WOODGRAIN MOULDINGS INC | FRUITLAND | 31 |
| 16 | ID0000309583 | ZILOG MOD III | NAMPA | 29 |
| 17 | IDD113391775 | IDAHO CIRCUIT TECHNOLOGY | GLENNS FERRY | 29 |
| 18 | IDR000000273 | MATLACK BRITESOL INC POCATELLO | POCATELLO | 28 |
| 19 | IDR000000745 | PACIFIC HIDE & FUR DEPOT | SANDPOINT | 26 |
| 20 | IDD081827347 | UNOCAL PUREGRO UNIT CPOB60 | CALDWELL | 25 |
| 21 | IDD009073511 | J R SIMPLOT CO DON PLANT SOUTHSIDE | POCATELLO | 23 |
| 22 | IDD055030852 | UNION PACIFIC RAILROAD CO-POCATELLO | POCATELLO | 21 |
| 23 | IDD161812409 | LAMB WESTON INC. TWIN FALLS | TWIN FALLS | 17 |
| 24 | IDD980976831 | MORRISON KNUDSEN CORP BOISE LOCO OPER | BOISE | 14 |
| 25 | IDR000000489 | COSTCO WHOLESALE 16 | BOISE | 13 |
| 26 | IDD984666669 | BLOUNT INC SPEER OPER | LEWISTON | 13 |
| 27 | IDR000000380 | USDA CFSA LAZY C H RANCH | MONTPELIER | 12 |
| 28 | IDD980988174 | WESTERN STATES EQUIPMENT-POCATELLO | POCATELLO | 12 |
| 29 | ID0570025874 | USAF IDAHO AIR NATIONAL GUARD | BOISE | 11 |
| 30 | IDR000000109 | IDAHO ST OF DEPT OF AG CALDWELL | CALDWELL | 11 |
| 31 | IDD990727471 | HEWLETT-PACKARD COMPANY | BOISE | 10 |
| 32 | IDR000000497 | COSTCO WHOLESALE 145 | TWIN FALLS | 10 |
| 33 | ID9143509330 | USDOA POCATELLO SUPPLY DEPOT | POCATELLO | 9 |
| 34 | IDD000641944 | BOISE TERMINAL &STATION-CHEVRON PIPELINE | BOISE | 8 |
| 35 | IDD075746271 | UNIVERSITY OF IDAHO MOSCOW | MOSCOW | 7 |
| 36 | IDR000000349 | USDA FS MCCALL LOFT | MCCALL | 5 |
| 37 | IDD984668459 | SPEARS MANUFACTURING COMPANY | JEROME | 5 |
| 38 | IDR000000679 | IDAHO ST OF DEQ | NAMPA | 5 |
| 39 | IDR000000612 | MITCHELL PROPERTY | POCATELLO | 4 |
| 40 | IDD009062597 | L D MCFARLAND CO | SANDPOINT | 3 |
| 41 | IDD081830994 | MONSANTO CO-SODA SPRINGS PLANT | SODA SPRINGS | 3 |
| 42 | IDR000000216 | TRIMAC TRANS INC BURNS BROS SITE | BOISE | 3 |
| 43 | IDR000000075 | USDOI BLM DOBSON PASS | WALLACE | 2 |
| 44 | ID0000990622 | ENVIROSAFE SVCS OF NORTH AMERICA | GRAND VIEW | 2 |
| 45 | IDD000641977 | CHEVRON PIPELINE CO-POCATELLO TERMINAL | POCATELLO | 1 |
| 46 | IDD984675124 | IDAHO STATE DEPT OF AG JEROME | JEROME | 1 |
| 47 | IDD984675322 | HOBSON FABRICATING INC | BOISE | 0 |
| 48 | ID0000998104 | USDOI BLM CREAM CAN JCT | CARREY | 0 |
| 49 | IDR000000257 | YMC MICRON CONSTR SITE | BOISE | 0 |
| 50 | IDR000000026 | SNAKE RIVER SD 52 SNAKE RIVER | BLACKFOOT | 0 |
| TOTAL | | | | 1,209,841 |

NOTE: STATE MAY HAVE FEWER THAN FIFTY GENERATORS.

## IDAHO

### 1995 WASTE GENERATION, CONTINUED

4 QUANTITIES OF WASTE GENERATED IN 1995 THAT WERE

- REPORTED WITH ONLY CHARACTERISTIC WASTE CODES
- REPORTED WITH ONLY LISTED WASTE CODES
- REPORTED WITH BOTH CHARACTERISTIC AND LISTED WASTE CODES

| WASTE HAS ONLY CHARACTERISTIC CODES | TONS OF WASTE GENERATED | WASTE HAS ONLY LISTED CODES | TONS OF WASTE GENERATED | WASTE HAS BOTH CHARACTERISTIC AND LISTED CODES | TONS OF WASTE GENERATED |
|---|---|---|---|---|---|
| ONLY IGNITABLE | 26 | ONLY AN F CODE | 4,183 | | |
| ONLY CORROSIVE | 51 | ONLY A K CODE | 41 | | |
| ONLY REACTIVE | 3 | ONLY A P CODE | 11 | | |
| ONLY D004-17 | 1,096,410 | ONLY A U CODE | 6 | | |
| ONLY D018-43 | 39 | | | | |
| HAS MORE THAN ONE CHARACTERISTIC CODE | 179 | HAS MORE THAN ONE LISTED CODE | 1 | | |
| TOTAL | 1,096,708 | TOTAL | 4,242 | TOTAL CHAR. AND LISTED | 108,884 |

5 QUANTITIES OF WASTE GENERATED IN 1995 THAT WERE MULTIPLY CODED

| WASTE HAS ONLY CHARACTERISTIC CODES BUT MORE THAN ONE APPLIES | TONS OF WASTE GENERATED | ONLY LISTED CODES BUT HAS MORE THAN ONE | TONS OF WASTE GENERATED | BOTH CHAR. & LISTED CODES | TONS OF WASTE GENERATE |
|---|---|---|---|---|---|
| HAS IGNITABLE CODE | 122 | | | IGN. W/ AT LEAST 1 LSTD | 3,2 |
| HAS CORROSIVE CODE | 74 | | | CORR. W/ AT LEAST 1 LSTD | 2,4 |
| HAS REACTIVE CODE | 32 | | | REACT. W/ AT LEAST 1 LSTD | |
| HAS D004-D017 CODE | 129 | | | D004-17 W/ AT LEAST 1 LSTD | 108,1 |
| HAS D018-D043 CODE | 127 | | | D018-43 W/ AT LEAST 1 LSTD | 3,1 |
| | | HAS AN F CODE | 1 | F WASTE W/ AT LEAST 1 CHAR | 108,8 |
| | | HAS A K CODE | 1 | K WASTE W/ AT LEAST 1 CHAR | |
| | | HAS A P CODE | 0 | P WASTE W/ AT LEAST 1 CHAR | |
| | | HAS A U CODE | 0 | U WASTE W/ AT LEAST 1 CHAR | |
| TOTAL | 179 | TOTAL | 1 | TOTAL | 108,8 |

NOTE: COLUMNS DO NOT SUM TO TOTAL BECAUSE A WASTE CODE MAY APPLY TO MORE THAN ONE WASTE.
MIXTURES WITH IGNITABLE, CORROSIVE, REACTIVE, D004-17, AND D018-43 CHARACTERISTIC CODES ALSO MAY CONTAIN OTHER CHARACTERISTIC WASTE CODES.
SIMILARLY, WASTES WITH F,K,P, AND U LISTED CODES MAY HAVE OTHER LISTED WASTE CODES.

# IDAHO

## 1995 WASTE MANAGEMENT

6 NUMBER OF RCRA TSD FACILITIES: 10

7 QUANITY OF RCRA HAZARDOUS WASTE MANAGED: 1,240,434 TONS

8 FIFTY LARGEST RCRA HAZARDOUS WASTE MANAGEMENT FACILITIES, 1995

| RANK | EPA ID | SITE NAME | CITY | TONS OF WASTE MANAGED |
|---|---|---|---|---|
| 1 | IDD070929518 | FMC CORP PHOSPHORUS CHEMICALS GROUP | POCATELLO | 775,575 |
| 2 | IDD009066481 | BLOUNT INC CCI OPER | LEWISTON | 425,659 |
| 3 | IDD073114654 | ENVIROSAFE SERVICES OF IDAHO | GRAND VIEW | 37,052 |
| 4 | ID4890008952 | USDOE IDAHO NAT'L ENGINEERING LABORATORY | SCOVILLE | 2,146 |
| 5 | IDD980976831 | MORRISON KNUDSEN CORP BOISE LOCO OPER | BOISE | 1 |
| 6 | IDD984667196 | H & M OIL CORP | POCATELLO | 0 |
| 7 | ID3572124557 | USAF MOUNTAIN HOME BASE | MOUNTAIN HOME | 0 |
| TOTAL | | | | 1,240,434 |

NOTE: COLUMNS MAY NOT SUM DUE TO ROUNDING.
STATE MAY HAVE FEWER THAN FIFTY FACILITIES THAT MANAGED WASTE
QUANTITY MANAGED ONLY BY STORAGE IS EXCLUDED.

## IDAHO

### 1995 WASTE MANAGEMENT, CONTINUED

9 QUANTITY OF RCRA HAZARDOUS WASTE MANAGED BY MANAGEMENT METHOD, 1995

| MANAGEMENT METHOD | SYSTEM TYPE CODE | QUANTITY MANAGED (TONS) | PERCENTAGE OF QUANTITY | NUMBER OF FACILITIES | PERCENTAGE OF FACILITIES |
|---|---|---|---|---|---|
| SOLVENTS RECOVERY | M021-M029 | 1 | .0 | 1 | 20.0 |
| INCINERATION | M041-M049 | 3 | .0 | 1 | 20.0 |
| AQUEOUS INORGANIC TREATMENT | M071-M079 | 495,946 | 40.0 | 2 | 40.0 |
| AQUEOUS ORGANIC TREATMENT | M081-M089 | 2,010 | .2 | 1 | 20.0 |
| STABILIZATION | M111-M119 | 21,749 | 1.8 | 2 | 40.0 |
| OTHER TREATMENT | M121-M129 | 202,834 | 16.4 | 4 | 80.0 |
| LANDFILL | M132 | 10,743 | .9 | 1 | 20.0 |
| SURFACE IMPOUNDMENT | M133 | 507,148 | 40.9 | 2 | 40.0 |
| TOTAL | | 1,240,434 | 100.0 | 5 | |

10 MANAGEMENT METHOD, BY QUANTITY OF RCRA HAZARDOUS WASTE MANAGED, 1995

| MANAGEMENT METHOD | SYSTEM TYPE CODE | QUANTITY MANAGED (TONS) | PERCENTAGE OF QUANTITY | NUMBER OF FACILITIES | PERCENTAGE OF FACILITIES |
|---|---|---|---|---|---|
| SURFACE IMPOUNDMENT | M133 | 507,148 | 40.9 | 2 | 40.0 |
| AQUEOUS INORGANIC TREATMENT | M071-M079 | 495,946 | 40.0 | 2 | 40.0 |
| OTHER TREATMENT | M121-M129 | 202,834 | 16.4 | 4 | 80.0 |
| STABILIZATION | M111-M119 | 21,749 | 1.8 | 2 | 40.0 |
| LANDFILL | M132 | 10,743 | .9 | 1 | 20.0 |
| AQUEOUS ORGANIC TREATMENT | M081-M089 | 2,010 | .2 | 1 | 20.0 |
| INCINERATION | M041-M049 | 3 | .0 | 1 | 20.0 |
| SOLVENTS RECOVERY | M021-M029 | 1 | .0 | 1 | 20.0 |
| TOTAL | | 1,240,434 | 100.0 | 5 | |

NOTE: QUANTITY MANAGED ONLY BY STORAGE IS EXCLUDED.
FACILITIES WITH ONLY STORAGE UNITS ARE EXCLUDED.
COLUMNS MAY NOT SUM DUE TO ROUNDING.
COLUMNS MAY NOT SUM TO TOTAL BECAUSE FACILITIES MAY HAVE MULTIPLE HANDLING METHODS.

# IDAHO

## 1995 WASTE MANAGEMENT, CONTINUED

11 MANAGEMENT METHOD AND QUANTITY OF RCRA HAZARDOUS WASTE MANAGED BY NUMBER OF FACILITIES, 1995

| MANAGEMENT METHOD | SYSTEM TYPE CODE | QUANTITY MANAGED (TONS) | PERCENTAGE OF QUANTITY | NUMBER OF FACILITIES | PERCENTAGE OF FACILITIES |
|---|---|---|---|---|---|
| OTHER TREATMENT | M121-M129 | 202,834 | 16.4 | 4 | 80.0 |
| AQUEOUS INORGANIC TREATMENT | M071-M079 | 495,946 | 40.0 | 2 | 40.0 |
| STABILIZATION | M111-M119 | 21,749 | 1.8 | 2 | 40.0 |
| SURFACE IMPOUNDMENT | M133 | 507,148 | 40.9 | 2 | 40.0 |
| SOLVENTS RECOVERY | M021-M029 | 1 | .0 | 1 | 20.0 |
| INCINERATION | M041-M049 | 3 | .0 | 1 | 20.0 |
| AQUEOUS ORGANIC TREATMENT | M081-M089 | 2,010 | .2 | 1 | 20.0 |
| LANDFILL | M132 | 10,743 | .9 | 1 | 20.0 |
| TOTAL | | 1,240,434 | 100.0 | 5 | |

NOTE: QUANTITY MANAGED ONLY BY STORAGE IS EXCLUDED.
FACILITIES WITH ONLY STORAGE UNITS ARE EXCLUDED.
COLUMNS MAY NOT SUM DUE TO ROUNDING.
COLUMNS MAY NOT SUM TO TOTAL BECAUSE FACILITIES MAY HAVE MULTIPLE HANDLING METHODS.

12 QUANTITY AND PERCENTAGE OF RCRA HAZARDOUS WASTEWATER AND NON-WASTEWATER MANAGED IN 1995

| MANAGEMENT TYPE | TONS MANAGED | PERCENTAGE |
|---|---|---|
| WASTEWATER | 700,867 | 56.5 |
| NON-WASTEWATER | 539,567 | 43.5 |
| TOTAL | 1,240,434 | 100.0 |

# IDAHO

## 1995 WASTE SHIPMENTS

13 NUMBER OF RCRA HAZARDOUS WASTE SHIPPERS: 49

14 QUANITIY OF RCRA HAZARDOUS WASTE SHIPPED: 3,071 TONS

15 FIFTY LARGEST RCRA HAZARDOUS WASTE SHIPPERS, 1995

| RANK | EPA ID | SITE NAME | CITY | QUANTITY SHIPPED (TONS) |
|---|---|---|---|---|
| 1 | IDD981770498 | SAFETY-KLEEN CORP 1-183-08 | BOISE | 470 |
| 2 | IDD070929518 | FMC CORP PHOSPHORUS CHEMICALS GROUP | POCATELLO | 457 |
| 3 | IDD009066481 | BLOUNT INC CCI OPER | LEWISTON | 392 |
| 4 | IDD093120871 | MICRON TECHNOLOGY INC | BOISE | 341 |
| 5 | ID0000147850 | BOISE AIR TERMINAL | BOISE | 224 |
| 6 | ID0000285106 | HARPERS INC | POST FALLS | 201 |
| 7 | ID4890008952 | USDOE IDAHO NAT'L ENGINEERING LABORATORY | SCOVILLE | 139 |
| 8 | IDD053798104 | AMERICAN MICROSYSTEMS INC | POCATELLO | 134 |
| 9 | ID0000987719 | ADA CO HWY DIST OWYHEE PLAZA | BOISE | 85 |
| 10 | IDD097762231 | ZILOG INC | NAMPA | 85 |
| 11 | IDD980835995 | ADVANCED INPUT DEVICES-PRIEST RIVER | PRIEST RIVER | 78 |
| 12 | IDD009065848 | SHOSHONE COUNTY | SMELTERVILLE | 66 |
| 13 | ID3572124557 | USAF MOUNTAIN HOME BASE | MOUNTAIN HOME | 49 |
| 14 | IDD984669424 | BLOUNT INC SOUTHPORT OPER | LEWISTON | 45 |
| 15 | IDD113391775 | IDAHO CIRCUIT TECHNOLOGY | GLENNS FERRY | 32 |
| 16 | ID0000309583 | ZILOG MOD III | NAMPA | 29 |
| 17 | IDR000000745 | PACIFIC HIDE & FUR DEPOT | SANDPOINT | 26 |
| 18 | IDD055030852 | UNION PACIFIC RAILROAD CO-POCATELLO | POCATELLO | 23 |
| 19 | IDD009073511 | J R SIMPLOT CO DON PLANT SOUTHSIDE | POCATELLO | 23 |
| 20 | IDD161812409 | LAMB WESTON INC. TWIN FALLS | TWIN FALLS | 17 |
| 21 | IDD073114654 | ENVIROSAFE SERVICES OF IDAHO | GRAND VIEW | 15 |
| 22 | IDD984666669 | BLOUNT INC SPEER OPER | LEWISTON | 14 |
| 23 | IDD980976831 | MORRISON KNUDSEN CORP BOISE LOCO OPER | BOISE | 14 |
| 24 | IDR000000380 | USDA CFSA LAZY C H RANCH | MONTPELIER | 12 |
| 25 | IDD980988174 | WESTERN STATES EQUIPMENT-POCATELLO | POCATELLO | 12 |
| 26 | ID0570025874 | USAF IDAHO AIR NATIONAL GUARD | BOISE | 11 |
| 27 | IDR000000109 | IDAHO ST OF DEPT OF AG CALDWELL | CALDWELL | 11 |
| 28 | ID9143509330 | USDOA POCATELLO SUPPLY DEPOT | POCATELLO | 9 |
| 29 | IDD990727471 | HEWLETT-PACKARD COMPANY | BOISE | 7 |
| 30 | IDD075746271 | UNIVERSITY OF IDAHO MOSCOW | MOSCOW | 7 |
| 31 | IDD000641944 | BOISE TERMINAL &STATION-CHEVRON PIPELINE | BOISE | 6 |
| 32 | IDR000000349 | USDA FS MCCALL LOFT | MCCALL | 5 |
| 33 | IDD984668459 | SPEARS MANUFACTURING COMPANY | JEROME | 5 |
| 34 | IDR000000679 | IDAHO ST OF DEQ | NAMPA | 5 |
| 35 | IDR000000612 | MITCHELL PROPERTY | POCATELLO | 4 |
| 36 | IDD009062597 | L D MCFARLAND CO | SANDPOINT | 3 |
| 37 | IDD063334122 | WOODGRAIN MOULDINGS INC | FRUITLAND | 3 |
| 38 | IDR000000216 | TRIMAC TRANS INC BURNS BROS SITE | BOISE | 3 |
| 39 | IDD081830994 | MONSANTO CO-SODA SPRINGS PLANT | SODA SPRINGS | 3 |
| 40 | IDR000000075 | USDOI BLM DOBSON PASS | WALLACE | 2 |
| 41 | ID0000990622 | ENVIROSAFE SVCS OF NORTH AMERICA | GRAND VIEW | 2 |
| 42 | IDD984675124 | IDAHO STATE DEPT OF AG JEROME | JEROME | 1 |
| 43 | IDD000641977 | CHEVRON PIPELINE CO-POCATELLO TERMINAL | POCATELLO | 1 |
| 44 | IDD984675322 | HOBSON FABRICATING INC | BOISE | 0 |
| 45 | ID0000998104 | USDOI BLM CREAM CAN JCT | CARREY | 0 |
| 46 | IDR000000257 | YMC MICRON CONSTR SITE | BOISE | 0 |
| 47 | IDR000000026 | SNAKE RIVER SD 52 SNAKE RIVER | BLACKFOOT | 0 |
| 48 | IDD000602631 | PACIFICORP | IDAHO FALLS | 0 |
| 49 | IDR000000992 | USDOI BLM INITIAL POINT DUMP | KUNA | 0 |
| TOTAL | | | | 3,071 |

NOTE: COLUMNS MAY NOT SUM DUE TO ROUNDING.
STATE MAY HAVE FEWER THAN FIFTY SHIPPERS.

# IDAHO

## 1995 WASTE RECEIPTS

16 NUMBER OF RCRA HAZARDOUS WASTE RECEIVERS: 3

17 QUANITIY OF RCRA HAZARDOUS WASTE RECEIVED: 33,609 TONS

18 FIFTY LARGEST RCRA HAZARDOUS WASTE RECEIVERS, 1995

| RANK | EPA ID | SITE NAME | CITY | QUANTITY RECEIVED (TONS) |
|---|---|---|---|---|
| 1 | IDD073114654 | ENVIROSAFE SERVICES OF IDAHO | GRAND VIEW | 33,261 |
| 2 | IDD981770498 | SAFETY-KLEEN CORP 1-183-08 | BOISE | 348 |
| 3 | ID4890008952 | USDOE IDAHO NAT'L ENGINEERING LABORATORY | SCOVILLE | 1 |
| TOTAL | | | | 33,609 |

NOTE: COLUMNS MAY NOT SUM DUE TO ROUNDING.
STATE MAY HAVE FEWER THAN FIFTY FACILITIES THAT RECEIVED WASTE.

## IDAHO

### 1995 WASTE RECEIPTS, CONTINUED

19 QUANTITY OF RCRA HAZARDOUS WASTE MANAGED, BY MANGEMENT METHOD, LIMITED TO WASTE RECEIVED FROM OFFSITE, 1995

| MANAGEMENT METHOD | SYSTEM TYPE CODE | QUANTITY MANAGED (TONS) | PERCENTAGE OF QUANTITY | NUMBER OF FACILITIES | PERCENTAGE OF FACILITIES |
|---|---|---|---|---|---|
| STABILIZATION | M111-M119 | 21,724 | 65.3 | 1 | 50.0 |
| OTHER TREATMENT | M121-M129 | 795 | 2.4 | 2 | 100.0 |
| LANDFILL | M132 | 10,742 | 32.3 | 1 | 50.0 |
| TOTAL | | 33,262 | 100.0 | 2 | |

20 MANAGEMENT METHOD, BY QUANTITY OF RCRA HAZARDOUS WASTE MANAGED, LIMITED TO WASTE RECEIVED FROM OFFSITE, 1995

| MANAGEMENT METHOD | SYSTEM TYPE CODE | QUANTITY MANAGED (TONS) | PERCENTAGE OF QUANTITY | NUMBER OF FACILITIES | PERCENTAGE OF FACILITIES |
|---|---|---|---|---|---|
| STABILIZATION | M111-M119 | 21,724 | 65.3 | 1 | 50.0 |
| LANDFILL | M132 | 10,742 | 32.3 | 1 | 50.0 |
| OTHER TREATMENT | M121-M129 | 795 | 2.4 | 2 | 100.0 |
| TOTAL | | 33,262 | 100.0 | 2 | |

NOTE: QUANTITY MANAGED ONLY BY STORAGE IS EXCLUDED.
FACILITIES WITH ONLY STORAGE UNITS ARE EXCLUDED.
COLUMNS MAY NOT SUM DUE TO ROUNDING.
COLUMNS MAY NOT SUM TO TOTAL BECAUSE FACILITIES MAY HAVE MULTIPLE HANDLING METHODS.

# IDAHO

## 1995 WASTE RECEIPTS, CONTINUED

21 MANAGEMENT METHOD AND QUANTITY OF RCRA HAZARDOUS WASTE MANAGED, BY NUMBER OF FACILITIES, LIMITED TO WASTE RECEIVED FROM OFF SITE, 1995

| MANAGEMENT METHOD | SYSTEM TYPE CODE | QUANTITY MANAGED (TONS) | PERCENTAGE OF QUANTITY | NUMBER OF FACILITIES | PERCENTAGE OF FACILITIES |
|---|---|---|---|---|---|
| OTHER TREATMENT | M121-M129 | 795 | 2.4 | 2 | 100.0 |
| STABILIZATION | M111-M119 | 21,724 | 65.3 | 1 | 50.0 |
| LANDFILL | M132 | 10,742 | 32.3 | 1 | 50.0 |
| TOTAL | | 33,262 | 100.0 | 2 | |

NOTE: QUANTITY MANAGED ONLY BY STORAGE IS EXCLUDED.
FACILITIES WITH ONLY STORAGE UNITS ARE EXCLUDED.
COLUMNS MAY NOT SUM DUE TO ROUNDING.
COLUMNS MAY NOT SUM TO TOTAL BECAUSE FACILITIES MAY HAVE MULTIPLE HANDLING METHODS.

## IDAHO

### 1995 IMPORTS AND EXPORTS

| | | | |
|---|---|---|---|
| 22 | QUANTITY OF RCRA HAZARDOUS WASTE IMPORTED: | 32,846 | TONS |
| 23 | QUANTITY OF RCRA HAZARDOUS WASTE EXPORTED: | 2,247 | TONS |

# ILLINOIS

## 1995 WASTE GENERATION

1 NUMBER OF RCRA LARGE QUANTITY GENERATORS (LQGS): 1,151

2 QUANTITY OF RCRA HAZARDOUS WASTE GENERATED: 13,892,416

3 FIFTY LARGEST RCRA HAZARDOUS WASTE GENERATORS IN THE STATE, 1995

| RANK | EPA ID | SITE NAME | CITY | TOTAL GENERATED (TONS) |
|---|---|---|---|---|
| 1 | ILD080012305 | SHELL WOOD RIVER REFINING CO | ROXANA | 8,627,306 |
| 2 | ILD068469386 | DANA VICTOR PRODUCTS | CICERO | 1,077,363 |
| 3 | ILD064403199 | MOBIL OIL CORP | JOLIET | 960,344 |
| 4 | ILD005092572 | NALCO CHEMICAL CO | BEDFORD PARK | 721,791 |
| 5 | ILD042075333 | CABOT CORP | TUSCOLA | 422,284 |
| 6 | ILD005172325 | MODERN PLATING CORP-PLANT 2 | FREEPORT | 193,836 |
| 7 | ILD079763140 | MOTOROLA INC | SCHAUMBURG | 178,057 |
| 8 | ILD984832311 | GATTO INDUSTRIAL PLATERS INC | CHICAGO | 165,667 |
| 9 | ILD064385701 | ECOLAB INC | JOLIET | 138,977 |
| 10 | ILD006278170 | ALLIED-SIGNAL INC | METROPOLIS | 129,948 |
| 11 | ILD000805812 | PEORIA DISPOSAL CO INC | PEORIA | 124,760 |
| 12 | ILT180013468 | NORTHERN METAL FINISHING | ROCKFORD | 90,876 |
| 13 | ILD005263157 | NORTHWESTERN STEEL & WIRE #2 | STERLING | 73,779 |
| 14 | ILD010284248 | CID RECYCLING & DISP FAC | CALUMET CITY | 73,752 |
| 15 | ILD005119839 | US FILTER/IWT | ROCKFORD | 63,889 |
| 16 | ILD005070537 | CATERPILLAR INC | JOLIET | 62,196 |
| 17 | ILO000910836 | HUBBARDS CAVE IL DEPT TRANS | CHICAGO | 56,601 |
| 18 | ILT180014698 | PRECOAT METALS | GRANITE CITY | 48,175 |
| 19 | ILD049813256 | PRECOAT METALS | CHICAGO | 43,301 |
| 20 | ILD000781591 | LTV STEEL CO | HENNEPIN | 35,196 |
| 21 | ILD980613913 | SAFETY KLEEN ENVIROSYSTEMS CO | DOLTON | 25,897 |
| 22 | ILD001662816 | AIRTEX PRODUCTS | FAIRFIELD | 25,542 |
| 23 | ILD005215421 | QUALITY METAL FINISHING CO | BYRON | 23,452 |
| 24 | ILD001163823 | EUREKA CO | BLOOMINGTON | 23,307 |
| 25 | ILD098642424 | TRADE WASTE INCINERATION INC | SAUGET | 23,228 |
| 26 | ILO000340489 | MGF INDUSTRIES | ROCKFORD | 21,996 |
| 27 | ILD984913244 | AMOCO PETROLEUM ADDITIVES CO | WOOD RIVER | 21,621 |
| 28 | ILD005083316 | MCWHORTER INC | CARPENTERSVILLE | 20,296 |
| 29 | ILD041518861 | TEXACO REFINING & MARKETING | LOCKPORT | 14,365 |
| 30 | ILD005476882 | MARATHON OIL CO | ROBINSON | 12,971 |
| 31 | ILD055409940 | ABBOTT LABORATORIES | NORTH CHICAGO | 11,461 |
| 32 | ILD980996862 | BIRMINGHAM BOLT CO | BOURBONNAIS | 11,075 |
| 33 | ILD006280606 | LACLEDE STEEL CO | ALTON | 11,067 |
| 34 | ILD001899772 | MICRO SWITCH PLANT 4 | FREEPORT | 10,971 |
| 35 | ILD000714881 | KEYSTONE STEEL & WIRE CO | BARTONVILLE | 10,322 |
| 36 | ILD087157251 | ENVIRONMENTAL WASTE RESOURCES | COAL CITY | 8,827 |
| 37 | ILD054236443 | 3M COMPANY | CORDOVA | 8,076 |
| 38 | ILD005532205 | CHICAGO TRANSIT AUTHORITY | CHICAGO | 7,642 |
| 39 | ILD053981601 | PHILLIPS PIPE LINE CO | CAHOKIA | 7,156 |
| 40 | ILD980682447 | READETTE & DUNN PLATERS | ROCKFORD | 6,860 |
| 41 | ILD984848226 | AMITRON CORP | ELK GROVE VILLAGE | 5,502 |
| 42 | ILD005078126 | QUANTUM CHEMICAL COMPANY | TUSCOLA | 5,456 |
| 43 | ILD005450697 | SAFETY-KLEEN CORP | CHICAGO | 5,388 |
| 44 | ILD041889023 | CLARK OIL & REFINING | HARTFORD | 5,215 |
| 45 | ILD056623598 | LTV STEEL-CHICAGO WKS | CHICAGO | 4,951 |
| 46 | ILD074411745 | LARAWAY RECYCLING & DISP FAC | ELWOOD | 4,842 |
| 47 | ILD074573163 | ALUMAX EXTRUSIONS | WEST CHICAGO | 4,517 |
| 48 | ILD981093180 | JLM CHEMICALS INC | ALSIP | 4,119 |
| 49 | ILD066918327 | CLAYTON CHEMICAL CO | SAUGET | 4,102 |
| 50 | ILD981196843 | CP SYSTEMS INC | CHICAGO | 4,070 |
| TOTAL | | | | 13,642,395 |

NOTE: STATE MAY HAVE FEWER THAN FIFTY GENERATORS.

## ILLINOIS

### 1995 WASTE GENERATION, CONTINUED

4 QUANTITIES OF WASTE GENERATED IN 1995 THAT WERE

- REPORTED WITH ONLY CHARACTERISTIC WASTE CODES
- REPORTED WITH ONLY LISTED WASTE CODES
- REPORTED WITH BOTH CHARACTERISTIC AND LISTED WASTE CODES

| WASTE HAS ONLY CHARACTERISTIC CODES | TONS OF WASTE GENERATED | WASTE HAS ONLY LISTED CODES | TONS OF WASTE GENERATED | WASTE HAS BOTH CHARACTERISTIC AND LISTED CODES | TONS OF WASTE GENERATED |
|---|---|---|---|---|---|
| ONLY IGNITABLE | 17,663 | ONLY AN F CODE | 227,235 | | |
| ONLY CORROSIVE | 1,260,258 | ONLY A K CODE | 182,707 | | |
| ONLY REACTIVE | 22,400 | ONLY A P CODE | 101,762 | | |
| ONLY D004-17 | 641,014 | ONLY A U CODE | 1,891 | | |
| ONLY D018-43 | 8,366,579 | | | | |
| HAS MORE THAN ONE CHARACTERISTIC CODE | 1,187,885 | HAS MORE THAN ONE LISTED CODE | 1,086,837 | | |
| TOTAL | 11,495,800 | TOTAL | 1,600,431 | TOTAL CHAR. AND LISTED | 795,619 |

5 QUANTITIES OF WASTE GENERATED IN 1995 THAT WERE MULTIPLY CODED

| WASTE HAS ONLY CHARACTERISTIC CODES BUT MORE THAN ONE APPLIES | TONS OF WASTE GENERATED | ONLY LISTED CODES BUT HAS MORE THAN ONE | TONS OF WASTE GENERATED | BOTH CHAR. & LISTED CODES | TONS OF WASTE GENERATE |
|---|---|---|---|---|---|
| HAS IGNITABLE CODE | 971,520 | | | IGN. W/ AT LEAST 1 LSTD | 105,19 |
| HAS CORROSIVE CODE | 212,121 | | | CORR. W/ AT LEAST 1 LSTD | 431,30 |
| HAS REACTIVE CODE | 8,766 | | | REACT. W/ AT LEAST 1 LSTD | 32,22 |
| HAS D004-D017 CODE | 199,052 | | | D004-17 W/ AT LEAST 1 LSTD | 249,06 |
| HAS D018-D043 CODE | 988,434 | | | D018-43 W/ AT LEAST 1 LSTD | 32,34 |
| | | HAS AN F CODE | 1,086,836 | F WASTE W/ AT LEAST 1 CHAR | 775,35 |
| | | HAS A K CODE | 10,192 | K WASTE W/ AT LEAST 1 CHAR | 17,73 |
| | | HAS A P CODE | 0 | P WASTE W/ AT LEAST 1 CHAR | 4 |
| | | HAS A U CODE | 1,076,645 | U WASTE W/ AT LEAST 1 CHAR | 3,87 |
| TOTAL | 1,187,885 | TOTAL | 1,086,837 | TOTAL | 795,61 |

NOTE: COLUMNS DO NOT SUM TO TOTAL BECAUSE A WASTE CODE MAY APPLY TO MORE THAN ONE WASTE.
MIXTURES WITH IGNITABLE, CORROSIVE, REACTIVE, D004-17, AND D018-43 CHARACTERISTIC CODES ALSO MAY CONTAIN OTHER CHARACTERISTIC WASTE CODES.
SIMILARLY, WASTES WITH F,K,P, AND U LISTED CODES MAY HAVE OTHER LISTED WASTE CODES.

# ILLINOIS

## 1995 WASTE MANAGEMENT

6 NUMBER OF RCRA TSD FACILITIES: 106

7 QUANITY OF RCRA HAZARDOUS WASTE MANAGED: 3,274,425 TONS

8 FIFTY LARGEST RCRA HAZARDOUS WASTE MANAGEMENT FACILITIES, 1995

| RANK | EPA ID | SITE NAME | CITY | TONS OF WASTE MANAGED |
|---|---|---|---|---|
| 1 | ILD080012305 | SHELL WOOD RIVER REFINING CO | ROXANA | 2,746,874 |
| 2 | ILD000805812 | PEORIA DISPOSAL CO INC | PEORIA | 117,914 |
| 3 | ILD000666206 | ENVIRITE CORP | HARVEY | 81,730 |
| 4 | ILD980613913 | SAFETY KLEEN ENVIROSYSTEMS CO | DOLTON | 79,926 |
| 5 | ILD005263157 | NORTHWESTERN STEEL & WIRE #2 | STERLING | 61,145 |
| 6 | ILD000781591 | LTV STEEL CO | HENNEPIN | 34,984 |
| 7 | ILD098642424 | TRADE WASTE INCINERATION INC | SAUGET | 27,587 |
| 8 | ILD062480850 | PHIBRO-TECH INC | JOLIET | 24,800 |
| 9 | ILD000608471 | CLEAN HARBORS SERVICES INC | CHICAGO | 23,268 |
| 10 | ILD085349264 | HERITAGE ENVIRONMENTAL SERVICE | LEMONT | 12,324 |
| 11 | ILD005476882 | MARATHON OIL CO | ROBINSON | 11,166 |
| 12 | ILD001899772 | MICRO SWITCH PLANT 4 | FREEPORT | 10,888 |
| 13 | ILD087157251 | ENVIRONMENTAL WASTE RESOURCES | COAL CITY | 8,577 |
| 14 | ILD064418353 | BEAVER OIL CO INC | HODGKINS | 8,062 |
| 15 | ILD005450697 | SAFETY-KLEEN CORP | CHICAGO | 7,378 |
| 16 | ILD066918327 | CLAYTON CHEMICAL CO | SAUGET | 6,903 |
| 17 | ILR000011346 | AMERICAN DRAPERY CLEANERS | CHICAGO | 3,626 |
| 18 | ILD025494246 | MID-WEST PLATING CO | HERBERT | 2,523 |
| 19 | ILD984766279 | HYDROMET ENVIRONMENTAL INC | NEWMAN | 1,296 |
| 20 | ILD006271696 | OLIN CORP | EAST ALTON | 876 |
| 21 | ILD052673027 | PLYMOUTH TUBE CO | STREATOR | 778 |
| 22 | ILD000675249 | HANDY & HARMAN REFINING GROUP | VILLA PARK | 504 |
| 23 | ILD079135133 | GENERAL ELECTRIC CO | OTTAWA | 390 |
| 24 | ILD000802801 | OLIN CORP | MARION | 298 |
| 25 | ILD005087630 | UNITED REFINING & SMELTING CO | FRANKLIN PARK | 265 |
| 26 | ILD000802702 | MONSANTO INDUSTRIAL CHEMICALS | SAUGET | 137 |
| 27 | ILD980679468 | PENN ALUMINUM INTERNATIONAL | MURPHYSBORO | 69 |
| 28 | ILD000716894 | AMERICAN WASTE PROCESSING LTD | MAYWOOD | 62 |
| 29 | ILD054351770 | STEPAN COMPANY | ELWOOD | 54 |
| 30 | ILD982624777 | ENSIGN-BICKFORD CO | WOLF LAKE | 13 |
| 31 | ILD005238159 | AUBREY MANUFACTURING INC | UNION | 8 |
| 32 | IL3210020803 | SAVANNA ARMY DEPOT ACTIVITY | SAVANNA | 0 |
| 33 | ILD005443866 | GENERAL ELECTRIC CO | MATTOON | 0 |
| 34 | IL3890008946 | ARGONNE NATIONAL LABORATORY | ARGONNE | 0 |
| 35 | ILD000665489 | COM ED DRESDEN STA | MORRIS | 0 |
| 36 | ILD000802827 | OUTBOARD MARINE CORP | WAUKEGAN | 0 |
| 37 | ILD000803643 | COM ED LASALLE CTY STA | MARSEILLES | 0 |
| 38 | ILD000806075 | ILLINOIS POWER CO | CLINTON | 0 |
| 39 | ILD000806505 | COM ED BRAIDWOOD STA | BRACEVILLE | 0 |
| 40 | ILD000806521 | COM ED BYRON STA | BYRON | 0 |
| 41 | ILD002992683 | DYNACIRCUITS MFG INC | FRANKLIN PARK | 0 |
| 42 | ILD005093109 | AB DICK CO | NILES | 0 |
| 43 | ILD005172325 | MODERN PLATING CORP-PLANT 2 | FREEPORT | 0 |
| 44 | ILD005215769 | HENKEL CORP | KANKAKEE | 0 |
| 45 | ILD010217156 | COM ED ZION STA | ZION | 0 |
| 46 | ILD041544081 | UNIVERSITY OF ILLINOIS | URBANA | 0 |
| 47 | ILD048843809 | CHEMETCO | HARTFORD | 0 |
| 48 | ILD051937068 | BARON BLAKESLEE | CICERO | 0 |
| 49 | ILD060862810 | COM ED QUAD CITIES STA | CORDOVA | 0 |
| 50 | IL6890030046 | FERMILAB | BATAVIA | 0 |
| 51 | IL8143609487 | OLIN CORP - AREA 13 | MARION | 0 |
| TOTAL | | | | 3,274,425 |

NOTE: COLUMNS MAY NOT SUM DUE TO ROUNDING.
STATE MAY HAVE FEWER THAN FIFTY FACILITIES THAT MANAGED WASTE.
QUANTITY MANAGED ONLY BY STORAGE IS EXCLUDED.

## ILLINOIS

### 1995 WASTE MANAGEMENT, CONTINUED

9 QUANTITY OF RCRA HAZARDOUS WASTE MANAGED BY MANAGEMENT METHOD, 1995

| MANAGEMENT METHOD | SYSTEM TYPE CODE | QUANTITY MANAGED (TONS) | PERCENTAGE OF QUANTITY | NUMBER OF FACILITIES | PERCENTAGE OF FACILITIES |
|---|---|---|---|---|---|
| METALS RECOVERY (FOR REUSE) | M011-M019 | 1,821 | .1 | 3 | 8.8 |
| SOLVENTS RECOVERY | M021-M029 | 44,123 | 1.3 | 6 | 17.6 |
| OTHER RECOVERY | M031-M039 | 38 | .0 | 3 | 8.8 |
| INCINERATION | M041-M049 | 27,754 | .8 | 3 | 8.8 |
| ENERGY RECOVERY (REUSE AS FUEL) | M051-M059 | 3,248 | .1 | 4 | 11.8 |
| FUEL BLENDING | M061 | 75,238 | 2.3 | 6 | 17.6 |
| AQUEOUS INORGANIC TREATMENT | M071-M079 | 102,407 | 3.1 | 8 | 23.5 |
| AQUEOUS ORGANIC TREATMENT | M081-M089 | 2,750,788 | 84.0 | 2 | 5.9 |
| SLUDGE TREATMENT | M101-M109 | 3,626 | .1 | 1 | 2.9 |
| STABILIZATION | M111-M119 | 107,539 | 3.3 | 3 | 8.8 |
| OTHER TREATMENT | M121-M129 | 42,293 | 1.3 | 12 | 35.3 |
| LAND TREATMENT / APPLICATION / FARMING | M131 | 8,335 | .3 | 1 | 2.9 |
| LANDFILL | M132 | 72,231 | 2.2 | 1 | 2.9 |
| DEEPWELL / UNDERGROUND INJECTION | M134 | 34,984 | 1.1 | 1 | 2.9 |
| TOTAL | | 3,274,425 | 100.0 | 34 | |

10 MANAGEMENT METHOD, BY QUANTITY OF RCRA HAZARDOUS WASTE MANAGED, 1995

| MANAGEMENT METHOD | SYSTEM TYPE CODE | QUANTITY MANAGED (TONS) | PERCENTAGE OF QUANTITY | NUMBER OF FACILITIES | PERCENTAGE OF FACILITIES |
|---|---|---|---|---|---|
| AQUEOUS ORGANIC TREATMENT | M081-M089 | 2,750,788 | 84.0 | 2 | 5.9 |
| STABILIZATION | M111-M119 | 107,539 | 3.3 | 3 | 8.8 |
| AQUEOUS INORGANIC TREATMENT | M071-M079 | 102,407 | 3.1 | 8 | 23.5 |
| FUEL BLENDING | M061 | 75,238 | 2.3 | 6 | 17.6 |
| LANDFILL | M132 | 72,231 | 2.2 | 1 | 2.9 |
| SOLVENTS RECOVERY | M021-M029 | 44,123 | 1.3 | 6 | 17.6 |
| OTHER TREATMENT | M121-M129 | 42,293 | 1.3 | 12 | 35.3 |
| DEEPWELL / UNDERGROUND INJECTION | M134 | 34,984 | 1.1 | 1 | 2.9 |
| INCINERATION | M041-M049 | 27,754 | .8 | 3 | 8.8 |
| LAND TREATMENT / APPLICATION / FARMING | M131 | 8,335 | .3 | 1 | 2.9 |
| SLUDGE TREATMENT | M101-M109 | 3,626 | .1 | 1 | 2.9 |
| ENERGY RECOVERY (REUSE AS FUEL) | M051-M059 | 3,248 | .1 | 4 | 11.8 |
| METALS RECOVERY (FOR REUSE) | M011-M019 | 1,821 | .1 | 3 | 8.8 |
| OTHER RECOVERY | M031-M039 | 38 | .0 | 3 | 8.8 |
| TOTAL | | 3,274,425 | 100.0 | 34 | |

NOTE: QUANTITY MANAGED ONLY BY STORAGE IS EXCLUDED.
FACILITIES WITH ONLY STORAGE UNITS ARE EXCLUDED.
COLUMNS MAY NOT SUM DUE TO ROUNDING.
COLUMNS MAY NOT SUM TO TOTAL BECAUSE FACILITIES MAY HAVE MULTIPLE HANDLING METHODS.

# ILLINOIS

## 1995 WASTE MANAGEMENT, CONTINUED

11 MANAGEMENT METHOD AND QUANTITY OF RCRA HAZARDOUS WASTE MANAGED BY NUMBER OF FACILITIES, 1995

| MANAGEMENT METHOD | SYSTEM TYPE CODE | QUANTITY MANAGED (TONS) | PERCENTAGE OF QUANTITY | NUMBER OF FACILITIES | PERCENTAGE OF FACILITIES |
|---|---|---|---|---|---|
| OTHER TREATMENT | M121-M129 | 42,293 | 1.3 | 12 | 35.3 |
| AQUEOUS INORGANIC TREATMENT | M071-M079 | 102,407 | 3.1 | 8 | 23.5 |
| SOLVENTS RECOVERY | M021-M029 | 44,123 | 1.3 | 6 | 17.6 |
| FUEL BLENDING | M061 | 75,238 | 2.3 | 6 | 17.6 |
| ENERGY RECOVERY (REUSE AS FUEL) | M051-M059 | 3,248 | .1 | 4 | 11.8 |
| METALS RECOVERY (FOR REUSE) | M011-M019 | 1,821 | .1 | 3 | 8.8 |
| OTHER RECOVERY | M031-M039 | 38 | .0 | 3 | 8.8 |
| INCINERATION | M041-M049 | 27,754 | .8 | 3 | 8.8 |
| STABILIZATION | M111-M119 | 107,539 | 3.3 | 3 | 8.8 |
| AQUEOUS ORGANIC TREATMENT | M081-M089 | 2,750,788 | 84.0 | 2 | 5.9 |
| SLUDGE TREATMENT | M101-M109 | 3,626 | .1 | 1 | 2.9 |
| LAND TREATMENT / APPLICATION / FARMING | M131 | 8,335 | .3 | 1 | 2.9 |
| LANDFILL | M132 | 72,231 | 2.2 | 1 | 2.9 |
| DEEPWELL / UNDERGROUND INJECTION | M134 | 34,984 | 1.1 | 1 | 2.9 |
| TOTAL | | 3,274,425 | 100.0 | 34 | |

NOTE: QUANTITY MANAGED ONLY BY STORAGE IS EXCLUDED.
FACILITIES WITH ONLY STORAGE UNITS ARE EXCLUDED.
COLUMNS MAY NOT SUM DUE TO ROUNDING.
COLUMNS MAY NOT SUM TO TOTAL BECAUSE FACILITIES MAY HAVE MULTIPLE HANDLING METHODS.

12 QUANTITY AND PERCENTAGE OF RCRA HAZARDOUS WASTEWATER AND NON-WASTEWATER MANAGED IN 1995

| MANAGEMENT TYPE | TONS MANAGED | PERCENTAGE |
|---|---|---|
| WASTEWATER | 2,933,556 | 89.6 |
| NON-WASTEWATER | 340,869 | 10.4 |
| TOTAL | 3,274,425 | 100.0 |

## ILLINOIS

### 1995 WASTE SHIPMENTS

13 NUMBER OF RCRA HAZARDOUS WASTE SHIPPERS: 1151

14 QUANITIY OF RCRA HAZARDOUS WASTE SHIPPED: 1,936,475 TONS

15 FIFTY LARGEST RCRA HAZARDOUS WASTE SHIPPERS, 1995

| RANK | EPA ID | SITE NAME | CITY | QUANTITY SHIPPED (TONS) |
|---|---|---|---|---|
| 1 | ILD068469386 | DANA VICTOR PRODUCTS | CICERO | 1,077,363 |
| 2 | ILD000806521 | COM ED BYRON STA | BYRON | 400,016 |
| 3 | IL0000910836 | HUBBARDS CAVE IL DEPT TRANS | CHICAGO | 56,601 |
| 4 | ILD980613913 | SAFETY KLEEN ENVIROSYSTEMS CO | DOLTON | 34,268 |
| 5 | ILD085349264 | HERITAGE ENVIRONMENTAL SERVICE | LEMONT | 15,421 |
| 6 | ILD098642424 | TRADE WASTE INCINERATION INC | SAUGET | 11,592 |
| 7 | ILD055409940 | ABBOTT LABORATORIES | NORTH CHICAGO | 11,461 |
| 8 | ILD980996862 | BIRMINGHAM BOLT CO | BOURBONNAIS | 11,075 |
| 9 | ILD000714881 | KEYSTONE STEEL & WIRE CO | BARTONVILLE | 10,707 |
| 10 | ILD000608471 | CLEAN HARBORS SERVICES INC | CHICAGO | 10,496 |
| 11 | ILD087157251 | ENVIRONMENTAL WASTE RESOURCES | COAL CITY | 8,827 |
| 12 | ILD054236443 | 3M COMPANY | CORDOVA | 8,076 |
| 13 | ILD005532205 | CHICAGO TRANSIT AUTHORITY | CHICAGO | 7,642 |
| 14 | ILD984848226 | AMITRON CORP | ELK GROVE VILLAGE | 5,890 |
| 15 | ILD980502744 | LAIDLAW ENVIRTL SER OF ILLINOI | PECATONICA | 5,798 |
| 16 | ILD056623598 | LTV STEEL-CHICAGO WKS | CHICAGO | 5,217 |
| 17 | ILD074411745 | LARAWAY RECYCLING & DISP FAC | ELWOOD | 4,842 |
| 18 | ILD080012305 | SHELL WOOD RIVER REFINING CO | ROXANA | 4,251 |
| 19 | ILD984780163 | REPUBLIC ENGINEERED STEELS,INC | CHICAGO | 3,997 |
| 20 | ILD981093180 | JLM CHEMICALS INC | ALSIP | 3,967 |
| 21 | ILD062472360 | ELK GROVE PLATING | ELK GROVE VILLAGE | 3,815 |
| 22 | ILD000805911 | SAFETY-KLEEN CORP | ELGIN | 3,667 |
| 23 | ILD005263157 | NORTHWESTERN STEEL & WIRE #2 | STERLING | 3,649 |
| 24 | ILD005456439 | SHERWIN WILLIAMS CO | CHICAGO | 3,562 |
| 25 | ILD066918327 | CLAYTON CHEMICAL CO | SAUGET | 3,551 |
| 26 | ILD049297765 | ZENITH ELECTRONICS CORP | MELROSE PARK | 3,512 |
| 27 | ILD065873630 | AUSTEEL LEMONT CO INC | LEMONT | 3,443 |
| 28 | ILD005450697 | SAFETY-KLEEN CORP | CHICAGO | 3,212 |
| 29 | ILD006280606 | LACLEDE STEEL CO | ALTON | 3,137 |
| 30 | ILD067464875 | POLYCIRCUITS INC | BENSENVILLE | 3,047 |
| 31 | ILD010279222 | US STEEL CORP | CHICAGO | 2,879 |
| 32 | ILD046578241 | WAYNE CIRCUITS INC | YORKVILLE | 2,578 |
| 33 | ILD062480850 | PHIBRO-TECH INC | JOLIET | 2,552 |
| 34 | ILD005096664 | H H HOWARD COMPANY | CHICAGO | 2,415 |
| 35 | ILD005083316 | MCWHORTER INC | CARPENTERSVILLE | 2,391 |
| 36 | ILD069952414 | GENERAL TUBE CORP | DIXMOOR | 2,349 |
| 37 | ILD005164611 | KOPPERS INDUSTRIES INC | CICERO | 2,338 |
| 38 | ILD070012265 | EMPIRE GALVANIZING | FRANKLIN PARK | 2,307 |
| 39 | ILD981533193 | ELECTRONIC SUPPORT SYSTEMS | WEST CHICAGO | 2,219 |
| 40 | ILD057863847 | ALLIED TUBE & CONDUIT CORP | HARVEY | 2,208 |
| 41 | ILD081021388 | NATIONAL TECHNOLOGY INC | ROLLING MEADOWS | 2,167 |
| 42 | ILD981192552 | MUELLER CO | DECATUR | 2,118 |
| 43 | ILD005229448 | MORTON INTERNATIONAL INC | LANSING | 2,088 |
| 44 | ILD005078126 | QUANTUM CHEMICAL COMPANY | TUSCOLA | 2,053 |
| 45 | ILD980616072 | GTE COMMUNICATION SYSTEM CORP | GENOA | 1,925 |
| 46 | ILD005178975 | TECHALLOY, INC. | UNION | 1,906 |
| 47 | ILD074372517 | AMERICAN NATIONAL CAN CO | CHICAGO | 1,896 |
| 48 | ILD981527260 | ADELPHI LANDFILL | WAUKEGAN | 1,870 |
| 49 | ILD051937852 | MID-WEST COMPANY | CHICAGO HEIGHTS | 1,847 |
| 50 | ILD005476882 | MARATHON OIL CO | ROBINSON | 1,805 |
| TOTAL | | | | 1,776,014 |

NOTE: COLUMNS MAY NOT SUM DUE TO ROUNDING.
STATE MAY HAVE FEWER THAN FIFTY SHIPPERS.

# ILLINOIS

## 1995 WASTE RECEIPTS

16 NUMBER OF RCRA HAZARDOUS WASTE RECEIVERS: 25

17 QUANITIY OF RCRA HAZARDOUS WASTE RECEIVED: 358,109 TONS

18 FIFTY LARGEST RCRA HAZARDOUS WASTE RECEIVERS, 1995

| RANK | EPA ID | SITE NAME | CITY | QUANTITY RECEIVED (TONS) |
|---|---|---|---|---|
| 1 | ILD000666206 | ENVIRITE CORP | HARVEY | 81,942 |
| 2 | ILD000805812 | PEORIA DISPOSAL CO INC | PEORIA | 66,737 |
| 3 | ILD980613913 | SAFETY KLEEN ENVIROSYSTEMS CO | DOLTON | 59,550 |
| 4 | ILD000608471 | CLEAN HARBORS SERVICES INC | CHICAGO | 35,659 |
| 5 | ILD098642424 | TRADE WASTE INCINERATION INC | SAUGET | 27,510 |
| 6 | ILD062480850 | PHIBRO-TECH INC | JOLIET | 24,800 |
| 7 | ILD085349264 | HERITAGE ENVIRONMENTAL SERVICE | LEMONT | 13,860 |
| 8 | ILD005450697 | SAFETY-KLEEN CORP | CHICAGO | 10,343 |
| 9 | ILD087157251 | ENVIRONMENTAL WASTE RESOURCES | COAL CITY | 8,577 |
| 10 | ILD064418353 | BEAVER OIL CO INC | HODGKINS | 8,062 |
| 11 | ILD066918327 | CLAYTON CHEMICAL CO | SAUGET | 6,356 |
| 12 | ILD980502744 | LAIDLAW ENVIRTL SER OF ILLINOI | PECATONICA | 5,705 |
| 13 | ILD000805911 | SAFETY-KLEEN CORP | ELGIN | 3,043 |
| 14 | ILD984766279 | HYDROMET ENVIRONMENTAL INC | NEWMAN | 1,296 |
| 15 | ILD981097819 | SAFETY-KLEEN CORP | CASEYVILLE | 816 |
| 16 | ILD000716894 | AMERICAN WASTE PROCESSING LTD | MAYWOOD | 766 |
| 17 | ILD093862811 | SAFETY-KLEEN CORP | PEKIN | 705 |
| 18 | ILD981088388 | SAFETY-KLEEN CORP | URBANA | 655 |
| 19 | IL8143609487 | OLIN CORP - AREA 13 | MARION | 500 |
| 20 | ILD074424938 | DETREX CORP,SOLVENT & ENVR SVC | MELROSE PARK | 421 |
| 21 | ILD000802801 | OLIN CORP | MARION | 298 |
| 22 | ILD005087630 | UNITED REFINING & SMELTING CO | FRANKLIN PARK | 267 |
| 23 | ILD000675249 | HANDY & HARMAN REFINING GROUP | VILLA PARK | 131 |
| 24 | ILD055409940 | ABBOTT LABORATORIES | NORTH CHICAGO | 110 |
| 25 | ILD006271696 | OLIN CORP | EAST ALTON | 0 |
| TOTAL | | | | 358,109 |

NOTE: COLUMNS MAY NOT SUM DUE TO ROUNDING.
STATE MAY HAVE FEWER THAN FIFTY FACILITIES THAT RECEIVED WASTE.

## ILLINOIS

### 1995 WASTE RECEIPTS, CONTINUED

19 QUANTITY OF RCRA HAZARDOUS WASTE MANAGED, BY MANGEMENT METHOD, LIMITED TO WASTE RECEIVED FROM OFFSITE, 1995

| MANAGEMENT METHOD | SYSTEM TYPE CODE | QUANTITY MANAGED (TONS) | PERCENTAGE OF QUANTITY | NUMBER OF FACILITIES | PERCENTAGE OF FACILITIES |
|---|---|---|---|---|---|
| METALS RECOVERY (FOR REUSE) | M011-M019 | 1,634 | .5 | 3 | 18.8 |
| SOLVENTS RECOVERY | M021-M029 | 43,959 | 13.5 | 3 | 18.8 |
| OTHER RECOVERY | M031-M039 | 38 | .0 | 3 | 18.8 |
| INCINERATION | M041-M049 | 27,512 | 8.5 | 2 | 12.5 |
| ENERGY RECOVERY (REUSE AS FUEL) | M051-M059 | 417 | .1 | 3 | 18.8 |
| FUEL BLENDING | M061 | 50,872 | 15.7 | 6 | 37.5 |
| AQUEOUS INORGANIC TREATMENT | M071-M079 | 88,805 | 27.3 | 5 | 31.3 |
| AQUEOUS ORGANIC TREATMENT | M081-M089 | 3,914 | 1.2 | 1 | 6.3 |
| STABILIZATION | M111-M119 | 45,580 | 14.0 | 1 | 6.3 |
| OTHER TREATMENT | M121-M129 | 40,921 | 12.6 | 5 | 31.3 |
| LANDFILL | M132 | 21,157 | 6.5 | 1 | 6.3 |
| TOTAL | | 324,810 | 100.0 | 16 | |

20 MANAGEMENT METHOD, BY QUANTITY OF RCRA HAZARDOUS WASTE MANAGED, LIMITED TO WASTE RECEIVED FROM OFFSITE, 1995

| MANAGEMENT METHOD | SYSTEM TYPE CODE | QUANTITY MANAGED (TONS) | PERCENTAGE OF QUANTITY | NUMBER OF FACILITIES | PERCENTAGE OF FACILITIES |
|---|---|---|---|---|---|
| AQUEOUS INORGANIC TREATMENT | M071-M079 | 88,805 | 27.3 | 5 | 31.3 |
| FUEL BLENDING | M061 | 50,872 | 15.7 | 6 | 37.5 |
| STABILIZATION | M111-M119 | 45,580 | 14.0 | 1 | 6.3 |
| SOLVENTS RECOVERY | M021-M029 | 43,959 | 13.5 | 3 | 18.8 |
| OTHER TREATMENT | M121-M129 | 40,921 | 12.6 | 5 | 31.3 |
| INCINERATION | M041-M049 | 27,512 | 8.5 | 2 | 12.5 |
| LANDFILL | M132 | 21,157 | 6.5 | 1 | 6.3 |
| AQUEOUS ORGANIC TREATMENT | M081-M089 | 3,914 | 1.2 | 1 | 6.3 |
| METALS RECOVERY (FOR REUSE) | M011-M019 | 1,634 | .5 | 3 | 18.8 |
| ENERGY RECOVERY (REUSE AS FUEL) | M051-M059 | 417 | .1 | 3 | 18.8 |
| OTHER RECOVERY | M031-M039 | 38 | .0 | 3 | 18.8 |
| TOTAL | | 324,810 | 100.0 | 16 | |

NOTE: QUANTITY MANAGED ONLY BY STORAGE IS EXCLUDED.
FACILITIES WITH ONLY STORAGE UNITS ARE EXCLUDED.
COLUMNS MAY NOT SUM DUE TO ROUNDING.
COLUMNS MAY NOT SUM TO TOTAL BECAUSE FACILITIES MAY HAVE MULTIPLE HANDLING METHODS.

# ILLINOIS

## 1995 WASTE RECEIPTS, CONTINUED

21 MANAGEMENT METHOD AND QUANTITY OF RCRA HAZARDOUS WASTE MANAGED, BY NUMBER OF FACILITIES, LIMITED TO WASTE RECEIVED FROM OFF SITE, 1995

| MANAGEMENT METHOD | SYSTEM TYPE CODE | QUANTITY MANAGED (TONS) | PERCENTAGE OF QUANTITY | NUMBER OF FACILITIES | PERCENTAGE OF FACILITIES |
|---|---|---|---|---|---|
| FUEL BLENDING | M061 | 50,872 | 15.7 | 6 | 37.5 |
| AQUEOUS INORGANIC TREATMENT | M071-M079 | 88,805 | 27.3 | 5 | 31.3 |
| OTHER TREATMENT | M121-M129 | 40,921 | 12.6 | 5 | 31.3 |
| METALS RECOVERY (FOR REUSE) | M011-M019 | 1,634 | .5 | 3 | 18.8 |
| SOLVENTS RECOVERY | M021-M029 | 43,959 | 13.5 | 3 | 18.8 |
| OTHER RECOVERY | M031-M039 | 38 | .0 | 3 | 18.8 |
| ENERGY RECOVERY (REUSE AS FUEL) | M051-M059 | 417 | .1 | 3 | 18.8 |
| INCINERATION | M041-M049 | 27,512 | 8.5 | 2 | 12.5 |
| AQUEOUS ORGANIC TREATMENT | M081-M089 | 3,914 | 1.2 | 1 | 6.3 |
| STABILIZATION | M111-M119 | 45,580 | 14.0 | 1 | 6.3 |
| LANDFILL | M132 | 21,157 | 6.5 | 1 | 6.3 |
| TOTAL | | 324,810 | 100.0 | 16 | |

NOTE: QUANTITY MANAGED ONLY BY STORAGE IS EXCLUDED.
FACILITIES WITH ONLY STORAGE UNITS ARE EXCLUDED.
COLUMNS MAY NOT SUM DUE TO ROUNDING.
COLUMNS MAY NOT SUM TO TOTAL BECAUSE FACILITIES MAY HAVE MULTIPLE HANDLING METHODS.

## ILLINOIS

### 1995 IMPORTS AND EXPORTS

| | | | |
|---|---|---|---|
| 22 | QUANTITY OF RCRA HAZARDOUS WASTE IMPORTED: | 179,853 | TONS |
| 23 | QUANTITY OF RCRA HAZARDOUS WASTE EXPORTED: | 1,707,972 | TONS |

# INDIANA

## 1995 WASTE GENERATION

1 NUMBER OF RCRA LARGE QUANTITY GENERATORS (LQGS): 606

2 QUANTITY OF RCRA HAZARDOUS WASTE GENERATED: 1,733,196

3 FIFTY LARGEST RCRA HAZARDOUS WASTE GENERATORS IN THE STATE, 1995

| RANK | EPA ID | SITE NAME | CITY | TOTAL GENERATED (TONS) |
|---|---|---|---|---|
| 1 | IND000810861 | AMOCO OIL COMPANY WHITING LAKEFRONT | WHITING | 399,930 |
| 2 | IND003913423 | BETHLEHEM STEEL CORPORATION | BURNS HARBOR | 392,442 |
| 3 | IND000806935 | ELI LILLY & CO.-KENTUCKY AVE (1555) | INDIANAPOLIS | 231,916 |
| 4 | IND005467618 | ELKHART PLATING CORP. | ELKHART | 85,613 |
| 5 | IND072040348 | ELI LILLY & CO. CLINTON LAB | CLINTON, | 81,907 |
| 6 | IND093219012 | HERITAGE ENVIRONMENTAL SERVICES INC | INDIANAPOLIS | 68,235 |
| 7 | IND000717959 | GENERAL BATTERY/EXIDE CORP. | MUNCIE | 57,959 |
| 8 | IND006050967 | ELI LILLY & CO.-TIPPECANOE LABORATORIES | SHADELAND, | 57,807 |
| 9 | IND181157009 | NUCOR STEEL | CRAWFORDSVILLE | 51,079 |
| 10 | IND982617318 | AISIN U.S.A. MFG., INC. | SEYMOUR | 46,575 |
| 11 | IND006376362 | GENERAL ELECTRIC COMPANY | MT VERNON | 23,024 |
| 12 | IND016584641 | MIDWEST STEEL DIVISION | PORTAGE | 18,832 |
| 13 | IND006048417 | ELI LILLY & CO. KENTUCKY AVE (1200) | INDIANAPOLIS | 15,867 |
| 14 | IND980590947 | ENVIRONMENTAL SERVICES OF AMERICA | SOUTH BEND | 14,152 |
| 15 | IND006366819 | ALCOA - WARRICK OPERATIONS | NEWBURGH | 12,283 |
| 16 | IND078911146 | CHEMICAL WASTE MANAGEMENT | FORT WAYNE | 10,359 |
| 17 | IND000807107 | REILLY INDUSTRIES, INC. | INDIANAPOLIS | 10,052 |
| 18 | IND005159199 | INLAND STEEL COMPANY | EAST CHICAGO | 8,487 |
| 19 | IND005462601 | LTV STEEL COMPANY | EAST CHICAGO | 7,748 |
| 20 | IND000806836 | ALLISON ENGINE COMPANY, INC | INDIANAPOLIS | 6,547 |
| 21 | IND000780403 | RECLAIMED ENERGY COMPANY, INC | CONNERSVILLE | 6,185 |
| 22 | IND006417430 | MARATHON OIL COMPANY-INDPLS | INDIANPOLIS | 6,130 |
| 23 | IND000199653 | QUEMETCO, INC. | INDIANAPOLIS | 5,596 |
| 24 | IND000718130 | REFINED METALS CORPORATION | INDIANAPOLIS | 4,954 |
| 25 | IND082071234 | FERRO CORP. KEIL CHEMICAL DIV. | HAMMOND | 4,887 |
| 26 | IND980700801 | DELPHI INTERIOR & LIGHTING SYS. | ANDERSON | 4,735 |
| 27 | IND078918000 | INDOT TOLL ROAD DIVISION | GRANGER | 3,637 |
| 28 | IND984894311 | KOKOKU STEEL CORD CORP. | SCOTTSBURG | 3,361 |
| 29 | IND077042034 | SAFETY-KLEEN OIL RECOVERY CO. | EAST CHICAGO | 3,041 |
| 30 | IND087032611 | CHRYSLER CORPORATION | INDIANAPOLIS | 2,691 |
| 31 | IND000780544 | FOUR COUNTY LANDFILL | ROCHESTER | 2,454 |
| 32 | IND984895714 | ECM PHOTO-TOOLING, INC | ELKHART | 2,379 |
| 33 | IND041855776 | GK TECH/INDIANA STEEL & WIRE | MUNCIE | 2,354 |
| 34 | IND093220861 | AVESTA SHEFFIELD PLATE INC. | NEW CASTLE | 2,314 |
| 35 | IND984897231 | MAGNETICS INTERNATIONAL, INC. | BURNS HARBOR | 2,231 |
| 36 | IND005444062 | U.S. STEEL - GARY WORKS | GARY | 2,193 |
| 37 | IND052959525 | GRIPCO FASTENERS DIV. BLACK & DECKER | MONTPELIER | 2,185 |
| 38 | IND005146683 | FORD METER BOX CO., INC. THE | WABASH | 1,944 |
| 39 | IND006068050 | DELCO ELECTRONICS CORP. PLT.1 | KOKOMO | 1,737 |
| 40 | IND006040117 | LILLY INDUSTRIES (USA), INC. | INDIANAPOLIS, | 1,730 |
| 41 | IN5170023498 | U.S. NAVAL SURFACE WARFARE | CRANE | 1,648 |
| 42 | IND006420699 | FORD ELECTRONICS & REFRIG. CORP. | CONNERSVILLE | 1,618 |
| 43 | IND000806851 | DELCO ELECTRONICS CORP BYPASS | KOKOMO | 1,560 |
| 44 | IND000715573 | COPELAND CORPORATION | RUSHVILLE | 1,482 |
| 45 | IND005480710 | R R DONNELLEY & SONS CO. | WARSAW | 1,462 |
| 46 | IND005447537 | SLATER STEELS | FORT WAYNE | 1,215 |
| 47 | IND078904729 | PHELPS DODGE MAGNET WIRE CO. | FORT WAYNE | 1,176 |
| 48 | IND005212808 | GREAT LAKES CHEMICAL CORP. | WEST LAFAYETTE | 1,152 |
| 49 | IND005444732 | AMG RESOURCES CORP. | GARY | 1,127 |
| 50 | IND980503890 | HERITAGE ENVIRONMENTAL SERVICES, INC | ROACHDALE | 1,104 |
| TOTAL | | | | 1,681,098 |

NOTE: STATE MAY HAVE FEWER THAN FIFTY GENERATORS.

## INDIANA

### 1995 WASTE GENERATION, CONTINUED

4 QUANTITIES OF WASTE GENERATED IN 1995 THAT WERE

- REPORTED WITH ONLY CHARACTERISTIC WASTE CODES
- REPORTED WITH ONLY LISTED WASTE CODES
- REPORTED WITH BOTH CHARACTERISTIC AND LISTED WASTE CODES

| WASTE HAS ONLY CHARACTERISTIC CODES | TONS OF WASTE GENERATED | WASTE HAS ONLY LISTED CODES | TONS OF WASTE GENERATED | WASTE HAS BOTH CHARACTERISTIC AND LISTED CODES | TONS OF WASTE GENERATED |
|---|---|---|---|---|---|
| ONLY IGNITABLE | 30,957 | ONLY AN F CODE | 78,168 | | |
| ONLY CORROSIVE | 95,203 | ONLY A K CODE | 112,763 | | |
| ONLY REACTIVE | 348 | ONLY A P CODE | 17 | | |
| ONLY D004-17 | 179,926 | ONLY A U CODE | 306 | | |
| ONLY D018-43 | 4,070 | | | | |
| HAS MORE THAN ONE CHARACTERISTIC CODE | 393,740 | HAS MORE THAN ONE LISTED CODE | 393,843 | | |
| TOTAL | 704,243 | TOTAL | 585,097 | TOTAL CHAR. AND LISTED | 443,756 |

5 QUANTITIES OF WASTE GENERATED IN 1995 THAT WERE MULTIPLY CODED

| WASTE HAS ONLY CHARACTERISTIC CODES BUT MORE THAN ONE APPLIES | TONS OF WASTE GENERATED | ONLY LISTED CODES BUT HAS MORE THAN ONE | TONS OF WASTE GENERATED | BOTH CHAR. & LISTED CODES | TONS OF WASTE GENERAT |
|---|---|---|---|---|---|
| HAS IGNITABLE CODE | 12,376 | | | IGN. W/ AT LEAST 1 LSTD | 131,7 |
| HAS CORROSIVE CODE | 17,705 | | | CORR. W/ AT LEAST 1 LSTD | 21,0 |
| HAS REACTIVE CODE | 3,034 | | | REACT. W/ AT LEAST 1 LSTD | 1,8 |
| HAS D004-D017 CODE | 383,931 | | | D004-17 W/ AT LEAST 1 LSTD | 89,6 |
| HAS D018-D043 CODE | 375,625 | | | D018-43 W/ AT LEAST 1 LSTD | 290,8 |
| | | HAS AN F CODE | 393,843 | F WASTE W/ AT LEAST 1 CHAR | 366,2 |
| | | HAS A K CODE | 393,821 | K WASTE W/ AT LEAST 1 CHAR | 83,1 |
| | | HAS A P CODE | 68,245 | P WASTE W/ AT LEAST 1 CHAR | |
| | | HAS A U CODE | 68,247 | U WASTE W/ AT LEAST 1 CHAR | 6,3 |
| TOTAL | 393,740 | TOTAL | 393,843 | TOTAL | 443,7 |

NOTE: COLUMNS DO NOT SUM TO TOTAL BECAUSE A WASTE CODE MAY APPLY TO MORE THAN ONE WASTE.
MIXTURES WITH IGNITABLE, CORROSIVE, REACTIVE, D004-17, AND D018-43 CHARACTERISTIC CODES ALSO MAY CONTAIN OTHER CHARACTERISTIC WASTE CODES.
SIMILARLY, WASTES WITH F,K,P, AND U LISTED CODES MAY HAVE OTHER LISTED WASTE CODES.

# INDIANA

## 1995 WASTE MANAGEMENT

6 NUMBER OF RCRA TSD FACILITIES: 75

7 QUANITY OF RCRA HAZARDOUS WASTE MANAGED: 1,486,261 TONS

8 FIFTY LARGEST RCRA HAZARDOUS WASTE MANAGEMENT FACILITIES, 1995

| RANK | EPA ID | SITE NAME | CITY | TONS OF WASTE MANAGED |
|---|---|---|---|---|
| 1 | IND000810861 | AMOCO OIL COMPANY WHITING LAKEFRONT | WHITING | 397,677 |
| 2 | IND003913423 | BETHLEHEM STEEL CORPORATION | BURNS HARBOR | 391,314 |
| 3 | IND000199653 | QUEMETCO, INC. | INDIANAPOLIS | 133,122 |
| 4 | IND078911146 | CHEMICAL WASTE MANAGEMENT | FORT WAYNE | 116,733 |
| 5 | IND005081542 | ESSROC MATERIALS INC. | LAGANSPORT | 91,356 |
| 6 | IND093219012 | HERITAGE ENVIRONMENTAL SERVICES INC | INDIANAPOLIS | 86,257 |
| 7 | IND980503890 | HERITAGE ENVIRONMENTAL SERVICES, INC | ROACHDALE | 68,214 |
| 8 | IND000717959 | GENERAL BATTERY/EXIDE CORP. | MUNCIE | 62,256 |
| 9 | IND001859032 | RHONE-POULENC | HAMMOND | 23,187 |
| 10 | IND006376362 | GENERAL ELECTRIC COMPANY | MT VERNON | 22,491 |
| 11 | IND980590947 | ENVIRONMENTAL SERVICES OF AMERICA | SOUTH BEND | 21,329 |
| 12 | IND016584641 | MIDWEST STEEL DIVISION | PORTAGE | 17,308 |
| 13 | IND006419212 | LONE STAR INDUSTRIES, INC. | GREENCASTLE | 16,961 |
| 14 | IND000646943 | POLLUTION CONTROL INDUSTRIES OF INDIANA | EAST CHICAGO | 13,961 |
| 15 | IND000780403 | RECLAIMED ENERGY COMPANY, INC | CONNERSVILLE | 12,120 |
| 16 | IND000807107 | REILLY INDUSTRIES, INC. | INDIANAPOLIS | 8,203 |
| 17 | IND000718130 | REFINED METALS CORPORATION | INDIANAPOLIS | 1,618 |
| 18 | IND085616837 | DETREX CORP. SOLVENTS & ENV. SERV. | INDIANAPOLIS | 882 |
| 19 | IND006061477 | RAYBESTOS PRODUCTS COMPANY | CRAWFORDSVILLE | 500 |
| 20 | IND098958283 | CONSOLIDATED RECYCLING CO.,INC. | TROY | 490 |
| 21 | IN9210020443 | U.S. ARMY INDIANA AMMUNITION PLT. | CHARLESTOWN | 135 |
| 22 | IN0000351387 | LIGHTING RESOURCES, INC. | GREENWOOD | 56 |
| 23 | IND981093859 | 20TH CENTURY FIBERGLASS | ELKHART, | 31 |
| 24 | IND005177050 | FRANKE PLATING WORKS INC | FORT WAYNE | 29 |
| 25 | IN0000351387 | LIGHTING RESOURCES, INC. | GREENWOOD | 24 |
| 26 | INT190010611 | VIKING FORMED PRODUCTS | MIDDLEBURY | 8 |
| 27 | IND000806851 | DELCO ELECTRONICS CORP BYPASS | KOKOMO | 0 |
| 28 | IND006066559 | BAILEY CORPORATION | PORTLAND, | 0 |
| 29 | IND072051394 | PURDUE UNIVERSITY | WEST LAFAYETTE | 0 |
| 30 | IN1210022272 | NEWPORT CHEMICAL ACTIVITY | NEWPORT | 0 |
| 31 | IN5170023498 | U.S. NAVAL SURFACE WARFARE | CRANE | 0 |
| TOTAL | | | | 1,486,261 |

NOTE: COLUMNS MAY NOT SUM DUE TO ROUNDING.
STATE MAY HAVE FEWER THAN FIFTY FACILITIES THAT MANAGED WASTE.
QUANTITY MANAGED ONLY BY STORAGE IS EXCLUDED.

## INDIANA

### 1995 WASTE MANAGEMENT, CONTINUED

9 QUANTITY OF RCRA HAZARDOUS WASTE MANAGED BY MANAGEMENT METHOD, 1995

| MANAGEMENT METHOD | SYSTEM TYPE CODE | QUANTITY MANAGED (TONS) | PERCENTAGE OF QUANTITY | NUMBER OF FACILITIES | PERCENTAGE OF FACILITIES |
|---|---|---|---|---|---|
| METALS RECOVERY (FOR REUSE) | M011-M019 | 185,822 | 12.5 | 3 | 11.5 |
| SOLVENTS RECOVERY | M021-M029 | 11,785 | .8 | 5 | 19.2 |
| INCINERATION | M041-M049 | 21,067 | 1.4 | 2 | 7.7 |
| ENERGY RECOVERY (REUSE AS FUEL) | M051-M059 | 162,091 | 10.9 | 5 | 19.2 |
| FUEL BLENDING | M061 | 42,897 | 2.9 | 4 | 15.4 |
| AQUEOUS INORGANIC TREATMENT | M071-M079 | 41,526 | 2.8 | 3 | 11.5 |
| AQUEOUS ORGANIC TREATMENT | M081-M089 | 132 | .0 | 1 | 3.8 |
| SLUDGE TREATMENT | M101-M109 | 376,717 | 25.3 | 1 | 3.8 |
| STABILIZATION | M111-M119 | 94,227 | 6.3 | 3 | 11.5 |
| OTHER TREATMENT | M121-M129 | 34,756 | 2.3 | 5 | 19.2 |
| LANDFILL | M132 | 123,927 | 8.3 | 5 | 19.2 |
| DEEPWELL / UNDERGROUND INJECTION | M134 | 391,314 | 26.3 | 1 | 3.8 |
| TOTAL | | 1,486,261 | 100.0 | 26 | |

10 MANAGEMENT METHOD, BY QUANTITY OF RCRA HAZARDOUS WASTE MANAGED, 1995

| MANAGEMENT METHOD | SYSTEM TYPE CODE | QUANTITY MANAGED (TONS) | PERCENTAGE OF QUANTITY | NUMBER OF FACILITIES | PERCENTAGE OF FACILITIES |
|---|---|---|---|---|---|
| DEEPWELL / UNDERGROUND INJECTION | M134 | 391,314 | 26.3 | 1 | 3.8 |
| SLUDGE TREATMENT | M101-M109 | 376,717 | 25.3 | 1 | 3.8 |
| METALS RECOVERY (FOR REUSE) | M011-M019 | 185,822 | 12.5 | 3 | 11.5 |
| ENERGY RECOVERY (REUSE AS FUEL) | M051-M059 | 162,091 | 10.9 | 5 | 19.2 |
| LANDFILL | M132 | 123,927 | 8.3 | 5 | 19.2 |
| STABILIZATION | M111-M119 | 94,227 | 6.3 | 3 | 11.5 |
| FUEL BLENDING | M061 | 42,897 | 2.9 | 4 | 15.4 |
| AQUEOUS INORGANIC TREATMENT | M071-M079 | 41,526 | 2.8 | 3 | 11.5 |
| OTHER TREATMENT | M121-M129 | 34,756 | 2.3 | 5 | 19.2 |
| INCINERATION | M041-M049 | 21,067 | 1.4 | 2 | 7.7 |
| SOLVENTS RECOVERY | M021-M029 | 11,785 | .8 | 5 | 19.2 |
| AQUEOUS ORGANIC TREATMENT | M081-M089 | 132 | .0 | 1 | 3.8 |
| TOTAL | | 1,486,261 | 100.0 | 26 | |

NOTE: QUANTITY MANAGED ONLY BY STORAGE IS EXCLUDED.
FACILITIES WITH ONLY STORAGE UNITS ARE EXCLUDED.
COLUMNS MAY NOT SUM DUE TO ROUNDING.
COLUMNS MAY NOT SUM TO TOTAL BECAUSE FACILITIES MAY HAVE MULTIPLE HANDLING METHODS.

# INDIANA

## 1995 WASTE MANAGEMENT, CONTINUED

11 MANAGEMENT METHOD AND QUANTITY OF RCRA HAZARDOUS WASTE MANAGED BY NUMBER OF FACILITIES, 1995

| MANAGEMENT METHOD | SYSTEM TYPE CODE | QUANTITY MANAGED (TONS) | PERCENTAGE OF QUANTITY | NUMBER OF FACILITIES | PERCENTAGE OF FACILITIES |
|---|---|---|---|---|---|
| SOLVENTS RECOVERY | M021-M029 | 11,785 | .8 | 5 | 19.2 |
| ENERGY RECOVERY (REUSE AS FUEL) | M051-M059 | 162,091 | 10.9 | 5 | 19.2 |
| OTHER TREATMENT | M121-M129 | 34,756 | 2.3 | 5 | 19.2 |
| LANDFILL | M132 | 123,927 | 8.3 | 5 | 19.2 |
| FUEL BLENDING | M061 | 42,897 | 2.9 | 4 | 15.4 |
| METALS RECOVERY (FOR REUSE) | M011-M019 | 185,822 | 12.5 | 3 | 11.5 |
| AQUEOUS INORGANIC TREATMENT | M071-M079 | 41,526 | 2.8 | 3 | 11.5 |
| STABILIZATION | M111-M119 | 94,227 | 6.3 | 3 | 11.5 |
| INCINERATION | M041-M049 | 21,067 | 1.4 | 2 | 7.7 |
| AQUEOUS ORGANIC TREATMENT | M081-M089 | 132 | .0 | 1 | 3.8 |
| SLUDGE TREATMENT | M101-M109 | 376,717 | 25.3 | 1 | 3.8 |
| DEEPWELL / UNDERGROUND INJECTION | M134 | 391,314 | 26.3 | 1 | 3.8 |
| TOTAL | | 1,486,261 | 100.0 | 26 | |

NOTE: QUANTITY MANAGED ONLY BY STORAGE IS EXCLUDED.
FACILITIES WITH ONLY STORAGE UNITS ARE EXCLUDED.
COLUMNS MAY NOT SUM DUE TO ROUNDING.
COLUMNS MAY NOT SUM TO TOTAL BECAUSE FACILITIES MAY HAVE MULTIPLE HANDLING METHODS.

12 QUANTITY AND PERCENTAGE OF RCRA HAZARDOUS WASTEWATER AND NON-WASTEWATER MANAGED IN 1995

| MANAGEMENT TYPE | TONS MANAGED | PERCENTAGE |
|---|---|---|
| WASTEWATER | 795,119 | 53.5 |
| NON-WASTEWATER | 691,143 | 46.5 |
| TOTAL | 1,486,261 | 100.0 |

## INDIANA

### 1995 WASTE SHIPMENTS

13 NUMBER OF RCRA HAZARDOUS WASTE SHIPPERS: 605

14 QUANITIY OF RCRA HAZARDOUS WASTE SHIPPED: 449,690 TONS

15 FIFTY LARGEST RCRA HAZARDOUS WASTE SHIPPERS, 1995

| RANK | EPA ID | SITE NAME | CITY | QUANTITY SHIPPED (TONS) |
|---|---|---|---|---|
| 1 | IND005467618 | ELKHART PLATING CORP. | ELKHART | 85,613 |
| 2 | IND093219012 | HERITAGE ENVIRONMENTAL SERVICES INC | INDIANAPOLIS | 79,346 |
| 3 | IND181157009 | NUCOR STEEL | CRAWFORDSVILLE | 51,079 |
| 4 | IND000646943 | POLLUTION CONTROL INDUSTRIES OF INDIANA | EAST CHICAGO | 18,924 |
| 5 | IND006048417 | ELI LILLY & CO. KENTUCKY AVE (1200) | INDIANAPOLIS | 15,867 |
| 6 | IND000806935 | ELI LILLY & CO.-KENTUCKY AVE (1555) | INDIANAPOLIS | 12,924 |
| 7 | IND006366819 | ALCOA - WARRICK OPERATIONS | NEWBURGH | 12,283 |
| 8 | IND078911146 | CHEMICAL WASTE MANAGEMENT | FORT WAYNE | 10,241 |
| 9 | IND980590947 | ENVIRONMENTAL SERVICES OF AMERICA | SOUTH BEND | 8,749 |
| 10 | IND005159199 | INLAND STEEL COMPANY | EAST CHICAGO | 8,487 |
| 11 | IND005462601 | LTV STEEL COMPANY | EAST CHICAGO | 7,748 |
| 12 | IND000780403 | RECLAIMED ENERGY COMPANY, INC | CONNERSVILLE | 6,559 |
| 13 | IND000806836 | ALLISON ENGINE COMPANY, INC | INDIANAPOLIS | 6,547 |
| 14 | IND006417430 | MARATHON OIL COMPANY-INDPLS | INDIANPOLIS | 6,130 |
| 15 | IND000199653 | QUEMETCO, INC. | INDIANAPOLIS | 5,604 |
| 16 | IND980700801 | DELPHI INTERIOR & LIGHTING SYS. | ANDERSON | 4,735 |
| 17 | IND078918000 | INDOT TOLL ROAD DIVISION | GRANGER | 3,637 |
| 18 | IND984894311 | KOKOKU STEEL CORD CORP. | SCOTTSBURG | 3,361 |
| 19 | IND077042034 | SAFETY-KLEEN OIL RECOVERY CO. | EAST CHICAGO | 3,226 |
| 20 | IND082071234 | FERRO CORP. KEIL CHEMICAL DIV. | HAMMOND | 3,056 |
| 21 | IND072040348 | ELI LILLY & CO. CLINTON LAB | CLINTON, | 2,880 |
| 22 | IND000718130 | REFINED METALS CORPORATION | INDIANAPOLIS | 2,826 |
| 23 | IND087032611 | CHRYSLER CORPORATION | INDIANAPOLIS | 2,691 |
| 24 | IND000780544 | FOUR COUNTY LANDFILL | ROCHESTER | 2,454 |
| 25 | IND093220861 | AVESTA SHEFFIELD PLATE INC. | NEW CASTLE | 2,314 |
| 26 | IND000810861 | AMOCO OIL COMPANY WHITING LAKEFRONT | WHITING | 2,261 |
| 27 | IND984897231 | MAGNETICS INTERNATIONAL, INC. | BURNS HARBOR | 2,231 |
| 28 | IND000807107 | REILLY INDUSTRIES, INC. | INDIANAPOLIS | 2,159 |
| 29 | IND006050967 | ELI LILLY & CO.-TIPPECANOE LABORATORIES | SHADELAND, | 1,867 |
| 30 | IND005444062 | U.S. STEEL - GARY WORKS | GARY | 1,852 |
| 31 | IND006068050 | DELCO ELECTRONICS CORP. PLT.1 | KOKOMO | 1,722 |
| 32 | IN5170023498 | U.S. NAVAL SURFACE WARFARE | CRANE | 1,646 |
| 33 | IND000806851 | DELCO ELECTRONICS CORP BYPASS | KOKOMO | 1,562 |
| 34 | IND016584641 | MIDWEST STEEL DIVISION | PORTAGE | 1,524 |
| 35 | IND000715573 | COPELAND CORPORATION | RUSHVILLE | 1,482 |
| 36 | IND006417620 | THOMSON CONSUMER ELECTRONICS | MARION | 1,384 |
| 37 | IND016351272 | EAGLE-PICHER PLASTICS DIVISION | GRABILL | 1,352 |
| 38 | IND005447537 | SLATER STEELS | FORT WAYNE | 1,217 |
| 39 | IND078904729 | PHELPS DODGE MAGNET WIRE CO. | FORT WAYNE | 1,169 |
| 40 | IND005212808 | GREAT LAKES CHEMICAL CORP. | WEST LAFAYETTE | 1,152 |
| 41 | IND003913423 | BETHLEHEM STEEL CORPORATION | BURNS HARBOR | 1,128 |
| 42 | IND005444732 | AMG RESOURCES CORP. | GARY | 1,127 |
| 43 | IND980503890 | HERITAGE ENVIRONMENTAL SERVICES, INC | ROACHDALE | 1,104 |
| 44 | IND006420699 | FORD ELECTRONICS & REFRIG. CORP. | CONNERSVILLE | 1,098 |
| 45 | IND984894287 | I/N KOTE | NEW CARLISLE | 1,078 |
| 46 | IND057389710 | PRECOAT METALS | PORTAGE | 1,064 |
| 47 | IND115304594 | GM TRUCK GROUP FT.WAYNE ASSEMBLY | ROANOKE | 1,062 |
| 48 | IND000816108 | PREFERRED TECHNICAL GROUP | COLUMBIA CITY | 969 |
| 49 | IND990873499 | RED SPOT PAINT & VARNISH | EVANSVILLE | 939 |
| 50 | IND006034300 | BEMIS COMPANY, INC. | TERRE HAUTE | 938 |
| TOTAL | | | | 402,366 |

NOTE: COLUMNS MAY NOT SUM DUE TO ROUNDING.
STATE MAY HAVE FEWER THAN FIFTY SHIPPERS.

# INDIANA

## 1995 WASTE RECEIPTS

16 NUMBER OF RCRA HAZARDOUS WASTE RECEIVERS: 24

17 QUANITIY OF RCRA HAZARDOUS WASTE RECEIVED: 581,293 TONS

18 FIFTY LARGEST RCRA HAZARDOUS WASTE RECEIVERS, 1995

| RANK | EPA ID | SITE NAME | CITY | QUANTITY RECEIVED (TONS) |
|---|---|---|---|---|
| 1 | IND000199653 | QUEMETCO, INC. | INDIANAPOLIS | 133,129 |
| 2 | IND078911146 | CHEMICAL WASTE MANAGEMENT | FORT WAYNE | 116,985 |
| 3 | IND005081542 | ESSROC MATERIALS INC. | LAGANSPORT | 91,274 |
| 4 | IND093219012 | HERITAGE ENVIRONMENTAL SERVICES INC | INDIANAPOLIS | 87,570 |
| 5 | IND980503890 | HERITAGE ENVIRONMENTAL SERVICES, INC | ROACHDALE | 68,214 |
| 6 | IND001859032 | RHONE-POULENC | HAMMOND | 23,187 |
| 7 | IND006419212 | LONE STAR INDUSTRIES, INC. | GREENCASTLE | 16,961 |
| 8 | IND000646943 | POLLUTION CONTROL INDUSTRIES OF INDIANA | EAST CHICAGO | 16,338 |
| 9 | IND000780403 | RECLAIMED ENERGY COMPANY, INC | CONNERSVILLE | 12,233 |
| 10 | IND980590947 | ENVIRONMENTAL SERVICES OF AMERICA | SOUTH BEND | 7,866 |
| 11 | IND000717959 | GENERAL BATTERY/EXIDE CORP. | MUNCIE | 5,037 |
| 12 | IND085616837 | DETREX CORP. SOLVENTS & ENV. SERV. | INDIANAPOLIS | 882 |
| 13 | IND098958283 | CONSOLIDATED RECYCLING CO.,INC. | TROY | 490 |
| 14 | IND000718130 | REFINED METALS CORPORATION | INDIANAPOLIS | 380 |
| 15 | IND016621476 | ASHLAND CHEMICAL CO | SOUTH BEND | 337 |
| 16 | IND040295347 | VAN WATERS & ROGERS INC | INDIANAPOLIS | 186 |
| 17 | IN0000351387 | LIGHTING RESOURCES, INC. | GREENWOOD | 56 |
| 18 | IND016627333 | VAN WATERS & ROGERS INC. | SOUTH BEND | 44 |
| 19 | IND000806851 | DELCO ELECTRONICS CORP BYPASS | KOKOMO | 41 |
| 20 | IND000815423 | INDIANA UNIV. SHOWERS WAREHOUSE | BLOOMINGTON | 26 |
| 21 | IN0000351387 | LIGHTING RESOURCES, INC. | GREENWOOD | 24 |
| 22 | IND000781609 | HICKSON CORPORATION | VALPARAISO | 19 |
| 23 | IND077042034 | SAFETY-KLEEN OIL RECOVERY CO. | EAST CHICAGO | 10 |
| 24 | IND000810861 | AMOCO OIL COMPANY WHITING LAKEFRONT | WHITING | 6 |
| TOTAL | | | | 581,293 |

NOTE: COLUMNS MAY NOT SUM DUE TO ROUNDING.
STATE MAY HAVE FEWER THAN FIFTY FACILITIES THAT RECEIVED WASTE.

## INDIANA

### 1995 WASTE RECEIPTS, CONTINUED

19 QUANTITY OF RCRA HAZARDOUS WASTE MANAGED, BY MANGEMENT METHOD, LIMITED TO WASTE RECEIVED FROM OFFSITE, 1995

| MANAGEMENT METHOD | SYSTEM TYPE CODE | QUANTITY MANAGED (TONS) | PERCENTAGE OF QUANTITY | NUMBER OF FACILITIES | PERCENTAGE OF FACILITIES |
|---|---|---|---|---|---|
| METALS RECOVERY (FOR REUSE) | M011-M019 | 138,538 | 24.1 | 3 | 18.8 |
| SOLVENTS RECOVERY | M021-M029 | 11,747 | 2.0 | 3 | 18.8 |
| INCINERATION | M041-M049 | 107 | .0 | 1 | 6.3 |
| ENERGY RECOVERY (REUSE AS FUEL) | M051-M059 | 131,315 | 22.8 | 3 | 18.8 |
| FUEL BLENDING | M061 | 28,745 | 5.0 | 4 | 25.0 |
| AQUEOUS INORGANIC TREATMENT | M071-M079 | 41,011 | 7.1 | 1 | 6.3 |
| AQUEOUS ORGANIC TREATMENT | M081-M089 | 132 | .0 | 1 | 6.3 |
| STABILIZATION | M111-M119 | 82,909 | 14.4 | 2 | 12.5 |
| OTHER TREATMENT | M121-M129 | 34,607 | 6.0 | 3 | 18.8 |
| LANDFILL | M132 | 106,501 | 18.5 | 4 | 25.0 |
| TOTAL | | 575,611 | 100.0 | 16 | |

20 MANAGEMENT METHOD, BY QUANTITY OF RCRA HAZARDOUS WASTE MANAGED, LIMITED TO WASTE RECEIVED FROM OFFSITE, 1995

| MANAGEMENT METHOD | SYSTEM TYPE CODE | QUANTITY MANAGED (TONS) | PERCENTAGE OF QUANTITY | NUMBER OF FACILITIES | PERCENTAGE OF FACILITIES |
|---|---|---|---|---|---|
| METALS RECOVERY (FOR REUSE) | M011-M019 | 138,538 | 24.1 | 3 | 18.8 |
| ENERGY RECOVERY (REUSE AS FUEL) | M051-M059 | 131,315 | 22.8 | 3 | 18.8 |
| LANDFILL | M132 | 106,501 | 18.5 | 4 | 25.0 |
| STABILIZATION | M111-M119 | 82,909 | 14.4 | 2 | 12.5 |
| AQUEOUS INORGANIC TREATMENT | M071-M079 | 41,011 | 7.1 | 1 | 6.3 |
| OTHER TREATMENT | M121-M129 | 34,607 | 6.0 | 3 | 18.8 |
| FUEL BLENDING | M061 | 28,745 | 5.0 | 4 | 25.0 |
| SOLVENTS RECOVERY | M021-M029 | 11,747 | 2.0 | 3 | 18.8 |
| AQUEOUS ORGANIC TREATMENT | M081-M089 | 132 | .0 | 1 | 6.3 |
| INCINERATION | M041-M049 | 107 | .0 | 1 | 6.3 |
| TOTAL | | 575,611 | 100.0 | 16 | |

NOTE: QUANTITY MANAGED ONLY BY STORAGE IS EXCLUDED.
FACILITIES WITH ONLY STORAGE UNITS ARE EXCLUDED.
COLUMNS MAY NOT SUM DUE TO ROUNDING.
COLUMNS MAY NOT SUM TO TOTAL BECAUSE FACILITIES MAY HAVE MULTIPLE HANDLING METHODS.

# INDIANA

## 1995 WASTE RECEIPTS, CONTINUED

21 MANAGEMENT METHOD AND QUANTITY OF RCRA HAZARDOUS WASTE MANAGED, BY NUMBER OF FACILITIES, LIMITED TO WASTE RECEIVED FROM OFF SITE, 1995

| MANAGEMENT METHOD | SYSTEM TYPE CODE | QUANTITY MANAGED (TONS) | PERCENTAGE OF QUANTITY | NUMBER OF FACILITIES | PERCENTAGE OF FACILITIES |
|---|---|---|---|---|---|
| FUEL BLENDING | M061 | 28,745 | 5.0 | 4 | 25.0 |
| LANDFILL | M132 | 106,501 | 18.5 | 4 | 25.0 |
| METALS RECOVERY (FOR REUSE) | M011-M019 | 138,538 | 24.1 | 3 | 18.8 |
| SOLVENTS RECOVERY | M021-M029 | 11,747 | 2.0 | 3 | 18.8 |
| ENERGY RECOVERY (REUSE AS FUEL) | M051-M059 | 131,315 | 22.8 | 3 | 18.8 |
| OTHER TREATMENT | M121-M129 | 34,607 | 6.0 | 3 | 18.8 |
| STABILIZATION | M111-M119 | 82,909 | 14.4 | 2 | 12.5 |
| INCINERATION | M041-M049 | 107 | .0 | 1 | 6.3 |
| AQUEOUS INORGANIC TREATMENT | M071-M079 | 41,011 | 7.1 | 1 | 6.3 |
| AQUEOUS ORGANIC TREATMENT | M081-M089 | 132 | .0 | 1 | 6.3 |
| TOTAL | | 575,611 | 100.0 | 16 | |

NOTE: QUANTITY MANAGED ONLY BY STORAGE IS EXCLUDED.
FACILITIES WITH ONLY STORAGE UNITS ARE EXCLUDED.
COLUMNS MAY NOT SUM DUE TO ROUNDING.
COLUMNS MAY NOT SUM TO TOTAL BECAUSE FACILITIES MAY HAVE MULTIPLE HANDLING METHODS.

## INDIANA

### 1995 IMPORTS AND EXPORTS

| | | | |
|---|---|---|---|
| 22 | QUANTITY OF RCRA HAZARDOUS WASTE IMPORTED: | 258,321 | TONS |
| 23 | QUANTITY OF RCRA HAZARDOUS WASTE EXPORTED: | 232,938 | TONS |

# IOWA

## 1995 WASTE GENERATION

1 NUMBER OF RCRA LARGE QUANTITY GENERATORS (LQGS): 108

2 QUANTITY OF RCRA HAZARDOUS WASTE GENERATED: 11,507

3 FIFTY LARGEST RCRA HAZARDOUS WASTE GENERATORS IN THE STATE, 1995

| RANK | EPA ID | SITE NAME | CITY | TOTAL GENERATED (TONS) |
|---|---|---|---|---|
| 1 | IAD005289806 | DEER, JOHN - WATERLOO WORKS | WATERLOO | 2,195 |
| 2 | IAD980688717 | AY MCDONALD MFG. CO | DUBUQUE | 725 |
| 3 | IAD000805143 | CHAMPION SPARK PLUG | BURLINGTON | 696 |
| 4 | IAD000805168 | JOHN DEERE - TRACTOR WKS | WATERLOO | 615 |
| 5 | IAD981504780 | SIOUXLAND GALVANIZING | SIOUX CITY | 491 |
| 6 | IAD069624500 | JOHN DEERE DES MOINES WORKS | ANKENY | 461 |
| 7 | IAD000830018 | DEXTER | FAIRFIELD | 421 |
| 8 | IAD981506298 | PURETHANE, INC., WEST BRANCH | WEST BRANCH | 331 |
| 9 | IAD007276728 | VOGEL PAINT AND WAX CO., INC. | ORANGE CITY | 308 |
| 10 | IAD022047112 | CRYOVAC-DIV. OF WR GRACE | CEDAR RAPIDS | 270 |
| 11 | IAD075846824 | 3M KNOXVILLE | KNOXVILLE | 239 |
| 12 | IAD050691617 | REXAM RELEASE | IOWA CITY | 232 |
| 13 | IAD069619765 | EXIDE GENERAL BATTERY | MANCHESTER | 218 |
| 14 | IAD096526108 | GLACIER VANDERVELL INC | ATLANTIC | 204 |
| 15 | IAD005145941 | CLOW VALVE CO. FOUNDRY | OSKALOOSA | 204 |
| 16 | IAD005314117 | VAN DIEST SUPPLY CO. | WEBSTER CITY | 189 |
| 17 | IAD001818327 | AMERICAN NATIONAL CAN CO | DES MOINES | 185 |
| 18 | IAT200010098 | IOWA PAINT MANUFACTURING CO INC | DES MOINES | 175 |
| 19 | IAD000610436 | AMANA REFRIGERATION INC | AMANA | 165 |
| 20 | IAT200011187 | EATON CORP | BELMOND | 139 |
| 21 | IAD984568204 | UNIVERSAL CIRCUITS INC | LAKE MILLS | 139 |
| 22 | IAD098716251 | EAGLE WINDOW & DOOR | DUBUQUE | 126 |
| 23 | IAD053737532 | SOCKET SCREW PRODUCTS DIV CAMCAR/TEXTRON | DECORAH | 123 |
| 24 | IAD087267175 | EXIDE CORPORATION | BURLINGTON | 123 |
| 25 | IAD073489288 | ALLIED SIGNAL LAMINATE SYSTEMS | POSTVILLE | 116 |
| 26 | IAD000688515 | AMOCO OIL CO. | NORTH LIBERTY | 99 |
| 27 | IAD096515440 | MODINE MFG. CO. | WASHINGTON | 83 |
| 28 | IAD091385294 | HACH COMPANY | AMES | 83 |
| 29 | IAD089570063 | BARTON SOLVENTS INC - COUNCIL BLUFFS | COUNCIL BLUFFS | 79 |
| 30 | IAD115075475 | GRAND LABORATORIES | LARCHWOOD | 78 |
| 31 | IAD000678144 | HELENA CHEMICAL COMPANY | DES MOINES | 74 |
| 32 | IAD006537237 | UNITED TECHNOLOGIES AUTOMOTIVE ENG SYSTE | IOWA CITY | 73 |
| 33 | IAD000829911 | HON COMPANY OAK STREET PLANT | MUSCATINE | 68 |
| 34 | IAD000156422 | IOWA STEEL AND WIRE CO INC | CENTERVILLE | 63 |
| 35 | IAD005266887 | IPSCO TUBULARS INC | CAMANCHE | 56 |
| 36 | IAD040610529 | GRIFFIN WHEEL COMPANY | KEOKUK | 53 |
| 37 | IAD040611121 | YOUNG RADIATOR COMPANY | CENTERVILLE | 51 |
| 38 | IAD981506934 | OMEGA CABINETS | WATERLOO | 51 |
| 39 | IAD087125936 | BARTON SOLVENTS- BETTENDOR BR. | BETTENDOR | 50 |
| 40 | IAD054235460 | RILEY PAINT CO. | BURLINGTON | 49 |
| 41 | IAD022034433 | WILFARM L.L.C. | WEST BURLINGTON | 46 |
| 42 | IAD005275540 | SOLVAY ANIMAL HEALTH INC | CHARLES CITY | 45 |
| 43 | IAP000001390 | PIRELLI ARMSTRONG TIRE CORP. | DES MOINES | 45 |
| 44 | IAD005267745 | SHEAFFER INC. | FORT MADISON | 43 |
| 45 | IAD096526298 | UNION TANK CAR COMPANY | MUSCATINE | 42 |
| 46 | IAD042450304 | FREUHAUF DIVISION | FORT MADISON | 40 |
| 47 | IAD078039880 | FMC CORPORATION | SERGEANT BLUFF | 40 |
| 48 | IAD000651265 | KLINGER PAINT COMPANY | CEDAR RAPIDS | 39 |
| 49 | IAD980686323 | DM DISTRIBUTION CENTER | FOREST CITY | 38 |
| 50 | IAD980739981 | FIELDSTONE CABINETRY INC | NORTHWOOD | 35 |
| TOTAL | | | | 10,512 |

NOTE: STATE MAY HAVE FEWER THAN FIFTY GENERATORS.

## IOWA

### 1995 WASTE GENERATION, CONTINUED

4 QUANTITIES OF WASTE GENERATED IN 1995 THAT WERE

- REPORTED WITH ONLY CHARACTERISTIC WASTE CODES
- REPORTED WITH ONLY LISTED WASTE CODES
- REPORTED WITH BOTH CHARACTERISTIC AND LISTED WASTE CODES

| WASTE HAS ONLY CHARACTERISTIC CODES | TONS OF WASTE GENERATED | WASTE HAS ONLY LISTED CODES | TONS OF WASTE GENERATED | WASTE HAS BOTH CHARACTERISTIC AND LISTED CODES | TONS OF WASTE GENERATED |
|---|---|---|---|---|---|
| ONLY IGNITABLE | 372 | ONLY AN F CODE | 1,577 | | |
| ONLY CORROSIVE | 176 | ONLY A K CODE | 0 | | |
| ONLY REACTIVE | 5 | ONLY A P CODE | 110 | | |
| ONLY D004-17 | 5,619 | ONLY A U CODE | 55 | | |
| ONLY D018-43 | 112 | | | | |
| HAS MORE THAN ONE CHARACTERISTIC CODE | 1,681 | HAS MORE THAN ONE LISTED CODE | 0 | | |
| TOTAL | 7,964 | TOTAL | 1,742 | TOTAL CHAR. AND LISTED | 1,800 |

5 QUANTITIES OF WASTE GENERATED IN 1995 THAT WERE MULTIPLY CODED

| WASTE HAS ONLY CHARACTERISTIC CODES BUT MORE THAN ONE APPLIES | TONS OF WASTE GENERATED | ONLY LISTED CODES BUT HAS MORE THAN ONE | TONS OF WASTE GENERATED | BOTH CHAR. & LISTED CODES | TONS OF WASTE GENERATI |
|---|---|---|---|---|---|
| HAS IGNITABLE CODE | 590 | | | IGN. W/ AT LEAST 1 LSTD | 1,6 |
| HAS CORROSIVE CODE | 1,357 | | | CORR. W/ AT LEAST 1 LSTD | |
| HAS REACTIVE CODE | 3 | | | REACT. W/ AT LEAST 1 LSTD | |
| HAS D004-D017 CODE | 1,207 | | | D004-17 W/ AT LEAST 1 LSTD | 4 |
| HAS D018-D043 CODE | 505 | | | D018-43 W/ AT LEAST 1 LSTD | 7 |
| | | HAS AN F CODE | 0 | F WASTE W/ AT LEAST 1 CHAR | 1,7 |
| | | HAS A K CODE | 0 | K WASTE W/ AT LEAST 1 CHAR | |
| | | HAS A P CODE | 0 | P WASTE W/ AT LEAST 1 CHAR | |
| | | HAS A U CODE | 0 | U WASTE W/ AT LEAST 1 CHAR | 1 |
| TOTAL | 1,681 | TOTAL | 0 | TOTAL | 1,8 |

NOTE: COLUMNS DO NOT SUM TO TOTAL BECAUSE A WASTE CODE MAY APPLY TO MORE THAN ONE WASTE.
MIXTURES WITH IGNITABLE, CORROSIVE, REACTIVE, D004-17, AND D018-43 CHARACTERISTIC CODES ALSO MAY CONTAIN OTHER CHARACTERISTIC WASTE CODES.
SIMILARLY, WASTES WITH F,K,P, AND U LISTED CODES MAY HAVE OTHER LISTED WASTE CODES.

# IOWA

## 1995 WASTE MANAGEMENT

6 NUMBER OF RCRA TSD FACILITIES: 7

7 QUANITY OF RCRA HAZARDOUS WASTE MANAGED: 4,196 TONS

8 FIFTY LARGEST RCRA HAZARDOUS WASTE MANAGEMENT FACILITIES, 1995

| RANK | EPA ID | SITE NAME | CITY | TONS OF WASTE MANAGED |
|---|---|---|---|---|
| 1 | IAD005289806 | DEER, JOHN - WATERLOO WORKS | WATERLOO | 4,190 |
| 2 | IAD005279039 | ELECTRO-COATINGS OF IOWA INC | CEDAR RAPIDS | 6 |
| 3 | IAD061322087 | CECO BULDING SYSTEMS | MT PLEASANT | 0 |
| TOTAL | | | | 4,196 |

NOTE: COLUMNS MAY NOT SUM DUE TO ROUNDING.
STATE MAY HAVE FEWER THAN FIFTY FACILITIES THAT MANAGED WASTE.
QUANTITY MANAGED ONLY BY STORAGE IS EXCLUDED.

## IOWA

### 1995 WASTE MANAGEMENT, CONTINUED

9 QUANTITY OF RCRA HAZARDOUS WASTE MANAGED BY MANAGEMENT METHOD, 1995

| MANAGEMENT METHOD | SYSTEM TYPE CODE | QUANTITY MANAGED (TONS) | PERCENTAGE OF QUANTITY | NUMBER OF FACILITIES | PERCENTAGE OF FACILITIES |
|---|---|---|---|---|---|
| AQUEOUS INORGANIC TREATMENT | M071-M079 | 394 | 9.4 | 2 | 100.0 |
| OTHER TREATMENT | M121-M129 | 3,803 | 90.6 | 1 | 50.0 |
| TOTAL | | 4,196 | 100.0 | 2 | |

10 MANAGEMENT METHOD, BY QUANTITY OF RCRA HAZARDOUS WASTE MANAGED, 1995

| MANAGEMENT METHOD | SYSTEM TYPE CODE | QUANTITY MANAGED (TONS) | PERCENTAGE OF QUANTITY | NUMBER OF FACILITIES | PERCENTAGE OF FACILITIES |
|---|---|---|---|---|---|
| OTHER TREATMENT | M121-M129 | 3,803 | 90.6 | 1 | 50.0 |
| AQUEOUS INORGANIC TREATMENT | M071-M079 | 394 | 9.4 | 2 | 100.0 |
| TOTAL | | 4,196 | 100.0 | 2 | |

NOTE: QUANTITY MANAGED ONLY BY STORAGE IS EXCLUDED.
FACILITIES WITH ONLY STORAGE UNITS ARE EXCLUDED.
COLUMNS MAY NOT SUM DUE TO ROUNDING.
COLUMNS MAY NOT SUM TO TOTAL BECAUSE FACILITIES MAY HAVE MULTIPLE HANDLING METHODS.

# IOWA

## 1995 WASTE MANAGEMENT, CONTINUED

11 MANAGEMENT METHOD AND QUANTITY OF RCRA HAZARDOUS WASTE MANAGED BY NUMBER OF FACILITIES, 1995

| MANAGEMENT METHOD | SYSTEM TYPE CODE | QUANTITY MANAGED (TONS) | PERCENTAGE OF QUANTITY | NUMBER OF FACILITIES | PERCENTAGE OF FACILITIES |
|---|---|---|---|---|---|
| AQUEOUS INORGANIC TREATMENT | M071-M079 | 394 | 9.4 | 2 | 100.0 |
| OTHER TREATMENT | M121-M129 | 3,803 | 90.6 | 1 | 50.0 |
| TOTAL | | 4,196 | 100.0 | 2 | |

NOTE: QUANTITY MANAGED ONLY BY STORAGE IS EXCLUDED.
FACILITIES WITH ONLY STORAGE UNITS ARE EXCLUDED.
COLUMNS MAY NOT SUM DUE TO ROUNDING.
COLUMNS MAY NOT SUM TO TOTAL BECAUSE FACILITIES MAY HAVE MULTIPLE HANDLING METHODS.

12 QUANTITY AND PERCENTAGE OF RCRA HAZARDOUS WASTEWATER AND NON-WASTEWATER MANAGED IN 1995

| MANAGEMENT TYPE | TONS MANAGED | PERCENTAGE |
|---|---|---|
| WASTEWATER | 4,196 | 100.0 |
| NON-WASTEWATER | 0 | .0 |
| TOTAL | 4,196 | 100.0 |

# IOWA

## 1995 WASTE SHIPMENTS

13 NUMBER OF RCRA HAZARDOUS WASTE SHIPPERS: 104

14 QUANITIY OF RCRA HAZARDOUS WASTE SHIPPED: 33,308 TONS

15 FIFTY LARGEST RCRA HAZARDOUS WASTE SHIPPERS, 1995

| RANK | EPA ID | SITE NAME | CITY | QUANTITY SHIPPED (TONS) |
|---|---|---|---|---|
| 1 | IAD057925570 | UNIVERSAL RUNDLE CORP | OTTUMWA | 23,870 |
| 2 | IAD980688717 | AY MCDONALD MFG. CO | DUBUQUE | 725 |
| 3 | IAD000805143 | CHAMPION SPARK PLUG | BURLINGTON | 696 |
| 4 | IAD000805168 | JOHN DEERE - TRACTOR WKS | WATERLOO | 615 |
| 5 | IAD040610529 | GRIFFIN WHEEL COMPANY | KEOKUK | 529 |
| 6 | IAD981504780 | SIOUXLAND GALVANIZING | SIOUX CITY | 491 |
| 7 | IAD069624500 | JOHN DEERE DES MOINES WORKS | ANKENY | 461 |
| 8 | IAD000830018 | DEXTER | FAIRFIELD | 421 |
| 9 | IAD981506298 | PURETHANE, INC., WEST BRANCH | WEST BRANCH | 331 |
| 10 | IAD007276728 | VOGEL PAINT AND WAX CO., INC. | ORANGE CITY | 308 |
| 11 | IAD022047112 | CRYOVAC-DIV. OF WR GRACE | CEDAR RAPIDS | 270 |
| 12 | IAD075846824 | 3M KNOXVILLE | KNOXVILLE | 239 |
| 13 | IAD050691617 | REXAM RELEASE | IOWA CITY | 232 |
| 14 | IAD069619765 | EXIDE GENERAL BATTERY | MANCHESTER | 218 |
| 15 | IAD096526108 | GLACIER VANDERVELL INC | ATLANTIC | 204 |
| 16 | IAD005145941 | CLOW VALVE CO. FOUNDRY | OSKALOOSA | 204 |
| 17 | IAD005314117 | VAN DIEST SUPPLY CO. | WEBSTER CITY | 189 |
| 18 | IAT200010098 | IOWA PAINT MANUFACTURING CO INC | DES MOINES | 179 |
| 19 | IAD984568204 | UNIVERSAL CIRCUITS INC | LAKE MILLS | 138 |
| 20 | IAD098716251 | EAGLE WINDOW & DOOR | DUBUQUE | 126 |
| 21 | IAD087267175 | EXIDE CORPORATION | BURLINGTON | 122 |
| 22 | IAD073489288 | ALLIED SIGNAL LAMINATE SYSTEMS | POSTVILLE | 116 |
| 23 | IAD053737532 | SOCKET SCREW PRODUCTS DIV CAMCAR/TEXTRON | DECORAH | 112 |
| 24 | IAD981717804 | JSJ INC. | WEST BURLINGTON | 107 |
| 25 | IAD000688515 | AMOCO OIL CO. | NORTH LIBERTY | 99 |
| 26 | IAD000610436 | AMANA REFRIGERATION INC | AMANA | 99 |
| 27 | IAD091385294 | HACH COMPANY | AMES | 83 |
| 28 | IAD089570063 | BARTON SOLVENTS INC - COUNCIL BLUFFS | COUNCIL BLUFFS | 79 |
| 29 | IAD115075475 | GRAND LABORATORIES | LARCHWOOD | 78 |
| 30 | IAD000678144 | HELENA CHEMICAL COMPANY | DES MOINES | 74 |
| 31 | IAD006537237 | UNITED TECHNOLOGIES AUTOMOTIVE ENG SYSTE | IOWA CITY | 69 |
| 32 | IAD000829911 | HON COMPANY OAK STREET PLANT | MUSCATINE | 68 |
| 33 | IAD096515440 | MODINE MFG. CO. | WASHINGTON | 68 |
| 34 | IAD001818327 | AMERICAN NATIONAL CAN CO | DES MOINES | 67 |
| 35 | IAD000156422 | IOWA STEEL AND WIRE CO INC | CENTERVILLE | 63 |
| 36 | IAD005266887 | IPSCO TUBULARS INC | CAMANCHE | 56 |
| 37 | IAD040611121 | YOUNG RADIATOR COMPANY | CENTERVILLE | 51 |
| 38 | IAD087125936 | BARTON SOLVENTS- BETTENDOR BR. | BETTENDOR | 50 |
| 39 | IAD054235460 | RILEY PAINT CO. | BURLINGTON | 49 |
| 40 | IAD981506934 | OMEGA CABINETS | WATERLOO | 46 |
| 41 | IAD005275540 | SOLVAY ANIMAL HEALTH INC | CHARLES CITY | 46 |
| 42 | IAD000651265 | KLINGER PAINT COMPANY | CEDAR RAPIDS | 46 |
| 43 | IAD005267745 | SHEAFFER INC. | FORT MADISON | 43 |
| 44 | IAD096526298 | UNION TANK CAR COMPANY | MUSCATINE | 42 |
| 45 | IAD042450304 | FREUHAUF DIVISION | FORT MADISON | 40 |
| 46 | IAD980686323 | DM DISTRIBUTION CENTER | FOREST CITY | 38 |
| 47 | IAD022034433 | WILFARM L.L.C. | WEST BURLINGTON | 36 |
| 48 | IAD980739981 | FIELDSTONE CABINETRY INC | NORTHWOOD | 35 |
| 49 | IAD000805150 | IOWA IRON WORKS INC. | CEDAR RAPIDS | 34 |
| 50 | IAD980688345 | BLOOMFIELD FOUNDRY INC | BLOOMFIELD | 34 |
| TOTAL | | | | 32,398 |

NOTE: COLUMNS MAY NOT SUM DUE TO ROUNDING.
STATE MAY HAVE FEWER THAN FIFTY SHIPPERS.

# IOWA

## 1995 WASTE RECEIPTS

16 NUMBER OF RCRA HAZARDOUS WASTE RECEIVERS: 1

17 QUANITIY OF RCRA HAZARDOUS WASTE RECEIVED: 2,029 TONS

18 FIFTY LARGEST RCRA HAZARDOUS WASTE RECEIVERS, 1995

| RANK | EPA ID | SITE NAME | CITY | QUANTITY RECEIVED (TONS) |
|---|---|---|---|---|
| 1 | IAD005289806 | DEER, JOHN - WATERLOO WORKS | WATERLOO | 2,029 |
| TOTAL | | | | 2,029 |

NOTE: COLUMNS MAY NOT SUM DUE TO ROUNDING.
STATE MAY HAVE FEWER THAN FIFTY FACILITIES THAT RECEIVED WASTE.

## IOWA

### 1995 WASTE RECEIPTS, CONTINUED

19 QUANTITY OF RCRA HAZARDOUS WASTE MANAGED, BY MANGEMENT METHOD, LIMITED TO WASTE RECEIVED FROM OFFSITE, 1995

| MANAGEMENT METHOD | SYSTEM TYPE CODE | QUANTITY MANAGED (TONS) | PERCENTAGE OF QUANTITY | NUMBER OF FACILITIES | PERCENTAGE OF FACILITIES |
|---|---|---|---|---|---|
| AQUEOUS INORGANIC TREATMENT | M071-M079 | 388 | 19.1 | 1 | 100.0 |
| OTHER TREATMENT | M121-M129 | 1,641 | 80.9 | 1 | 100.0 |
| TOTAL | | 2,029 | 100.0 | 1 | |

20 MANAGEMENT METHOD, BY QUANTITY OF RCRA HAZARDOUS WASTE MANAGED, LIMITED TO WASTE RECEIVED FROM OFFSITE, 1995

| MANAGEMENT METHOD | SYSTEM TYPE CODE | QUANTITY MANAGED (TONS) | PERCENTAGE OF QUANTITY | NUMBER OF FACILITIES | PERCENTAGE OF FACILITIES |
|---|---|---|---|---|---|
| OTHER TREATMENT | M121-M129 | 1,641 | 80.9 | 1 | 100.0 |
| AQUEOUS INORGANIC TREATMENT | M071-M079 | 388 | 19.1 | 1 | 100.0 |
| TOTAL | | 2,029 | 100.0 | 1 | |

NOTE: QUANTITY MANAGED ONLY BY STORAGE IS EXCLUDED.
FACILITIES WITH ONLY STORAGE UNITS ARE EXCLUDED.
COLUMNS MAY NOT SUM DUE TO ROUNDING.
COLUMNS MAY NOT SUM TO TOTAL BECAUSE FACILITIES MAY HAVE MULTIPLE HANDLING METHODS.

# IOWA

## 1995 WASTE RECEIPTS, CONTINUED

21 MANAGEMENT METHOD AND QUANTITY OF RCRA HAZARDOUS WASTE MANAGED, BY NUMBER OF FACILITIES, LIMITED TO WASTE RECEIVED FROM OFF SITE, 1995

| MANAGEMENT METHOD | SYSTEM TYPE CODE | QUANTITY MANAGED (TONS) | PERCENTAGE OF QUANTITY | NUMBER OF FACILITIES | PERCENTAGE OF FACILITIES |
|---|---|---|---|---|---|
| AQUEOUS INORGANIC TREATMENT | M071-M079 | 388 | 19.1 | 1 | 100.0 |
| OTHER TREATMENT | M121-M129 | 1,641 | 80.9 | 1 | 100.0 |
| TOTAL | | 2,029 | 100.0 | 1 | |

NOTE: QUANTITY MANAGED ONLY BY STORAGE IS EXCLUDED.
FACILITIES WITH ONLY STORAGE UNITS ARE EXCLUDED.
COLUMNS MAY NOT SUM DUE TO ROUNDING.
COLUMNS MAY NOT SUM TO TOTAL BECAUSE FACILITIES MAY HAVE MULTIPLE HANDLING METHODS.

## IOWA

### 1995 IMPORTS AND EXPORTS

| | | | |
|---|---|---|---|
| 22 | QUANTITY OF RCRA HAZARDOUS WASTE IMPORTED: | 1,381 | TONS |
| 23 | QUANTITY OF RCRA HAZARDOUS WASTE EXPORTED: | 32,643 | TONS |

# KANSAS

## 1995 WASTE GENERATION

1 NUMBER OF RCRA LARGE QUANTITY GENERATORS (LQGS): 212

2 QUANTITY OF RCRA HAZARDOUS WASTE GENERATED: 1,722,483

3 FIFTY LARGEST RCRA HAZARDOUS WASTE GENERATORS IN THE STATE, 1995

| RANK | EPA ID | SITE NAME | CITY | TOTAL GENERATED (TONS) |
|---|---|---|---|---|
| 1 | KSD007482029 | VULCAN MATERIALS COMPANY | WICHITA | 1,484,817 |
| 2 | KSD007249980 | ELF ATOCHEM NORTH AMERICA INC | WICHITA | 144,967 |
| 3 | KS0000837633 | PESTER BURN POND SITE | EL DORADO | 30,299 |
| 4 | KSD033774670 | ENRON GAS PROCESSING CO | BUSHTON | 22,533 |
| 5 | KSD981506025 | APTUS INC | COFFEYVILLE | 13,468 |
| 6 | KSD981121197 | ALLIEDSIGNAL JAYHAWK PLANT | GALENA | 4,544 |
| 7 | KSD007237241 | BOEING WICHITA | WICHITA | 3,305 |
| 8 | KSD007138605 | FARMLAND INDUSTRIES, INC. | COFFEYVILLE | 1,744 |
| 9 | KSD043933266 | YUASA EXIDE INC | HAYS | 1,491 |
| 10 | KSD007233422 | TEXACO REFINING AND MARKETING, INC. | EL DORADO | 1,331 |
| 11 | KSD007234313 | LEARJET INC. | WICHITA | 907 |
| 12 | KSD007237746 | AIR PRODUCTS MFG CORP | WICHITA | 861 |
| 13 | KSD007482011 | RAYTHEON AIRCRAFT CO | WICHITA | 650 |
| 14 | KSD056577810 | PRATT & LAMBERT | ANDOVER | 478 |
| 15 | KSD007124506 | FMC CORPORATION | LAWRENCE | 471 |
| 16 | KSD073314593 | EXIDE CORP | SALINA | 432 |
| 17 | KSD007145907 | GENERAL MOTORS CORP.-DELPHI | OLATHE | 402 |
| 18 | KSD981126253 | GMC FAIRFAX ASSEMBLY PLANT | KANSAS CITY | 401 |
| 19 | KSD041917501 | GENERAL ELECTRIC CO | ARKANSAS CITY | 393 |
| 20 | KSD980739999 | HERCULES CEMENT CO DBA/HEARTLAND | INDEPENDENCE | 388 |
| 21 | KSD984967372 | UNIVERSAL ENGRAVING | OVERLAND PARK | 350 |
| 22 | KSD000819086 | PUEBLO CHEMICAL & SUPPLY CO | GARDEN CITY | 347 |
| 23 | KSD007130032 | PROCTER & GAMBLE MANUFACTURING CO | KANSAS CITY | 330 |
| 24 | KSD000809673 | CESSNA AIRCRAFT CO MID-CONTINENT FAC | WICHITA | 320 |
| 25 | KSD007246846 | HYDROCARBON RECYCLERS INC OF WICHITA | WICHITA | 317 |
| 26 | KS6214020756 | MILITARY INSTALLATION FT RILEY | FORT RILEY | 271 |
| 27 | KSD007233596 | CESSNA AIRCRAFT CO PAWNEE FAC | WICHITA | 265 |
| 28 | KSD007166853 | AUTOMOTIVE CONTROLS CORPORATION | INDEPENDENCE | 232 |
| 29 | KSD003951977 | GRIFFIN WHEEL COMPANY, KANSAS CITY PLANT | KANSAS CITY | 207 |
| 30 | KSD093503498 | BINNEY & SMITH INC | WINFIELD | 206 |
| 31 | KSD980965966 | SAFELITE GLASS COPRORATION | WICHITA | 188 |
| 32 | KSD000203711 | PQ CORPORATION KANSAS CITY | KANSAS CITY | 176 |
| 33 | KSD000651307 | CERTAINTEED CORP PLANT 7 | KANSAS CITY | 170 |
| 34 | KSD985014851 | YAGGY FIELD/WESTERN RESOURCES | HUTCHINSON | 159 |
| 35 | KSD062721956 | PACKAGING PRODUCTS CORP. | MISSION | 150 |
| 36 | KSD000829846 | COASTAL REFINING & MKT CO | EL DORADO | 148 |
| 37 | KSD007145956 | NATIONAL COOPERATIVE REFINERY ASSOC | MCPHERSON | 145 |
| 38 | KSD000687699 | CHASE TERMINAL CO | SCOTT CITY | 123 |
| 39 | KSD058924689 | GNB TECHNOLOGIES | KANSAS CITY | 114 |
| 40 | KSD000610725 | OWENS CORNING | KANSAS CITY | 108 |
| 41 | KSD043941590 | PHILIPS LIGHTING COMPANY | SALINA | 101 |
| 42 | KSD000687541 | CHASE TERMINAL CO | GREAT BEND | 101 |
| 43 | KSD000690099 | ATCHISON TOPEKA & SANTA FE RR CO | TOPEKA | 90 |
| 44 | KSD041142902 | ALLIEDSIGNAL GAA | OLATHE | 88 |
| 45 | KSD094338084 | SMITH FIBERGLASS PRODUCTS INC | WICHITA | 85 |
| 46 | KSD981504970 | MISSOURI M P P CORP | KANSAS CITY | 85 |
| 47 | KSR000001743 | ASTOR UNIVERSAL NATIONAL FACILITY | LAWRENCE | 83 |
| 48 | KSD007129695 | GOODYEAR TIRE & RUBBER CO | TOPEKA | 82 |
| 49 | KSD087418695 | TOTAL PETROLEUM INC | ARKANSAS CITY | 82 |
| 50 | KS1571924140 | MCCONNELL AIR FORCE BASE | WICHITA | 81 |
| TOTAL | | | | 1,719,086 |

NOTE: STATE MAY HAVE FEWER THAN FIFTY GENERATORS.

## KANSAS

### 1995 WASTE GENERATION, CONTINUED

4 QUANTITIES OF WASTE GENERATED IN 1995 THAT WERE

- REPORTED WITH ONLY CHARACTERISTIC WASTE CODES
- REPORTED WITH ONLY LISTED WASTE CODES
- REPORTED WITH BOTH CHARACTERISTIC AND LISTED WASTE CODES

| WASTE HAS ONLY CHARACTERISTIC CODES | TONS OF WASTE GENERATED | WASTE HAS ONLY LISTED CODES | TONS OF WASTE GENERATED | WASTE HAS BOTH CHARACTERISTIC AND LISTED CODES. | TONS OF WASTE GENERATED |
|---|---|---|---|---|---|
| ONLY IGNITABLE | 1,085 | ONLY AN F CODE | 2,760 | | |
| ONLY CORROSIVE | 23,280 | ONLY A K CODE | 31,579 | | |
| ONLY REACTIVE | 155 | ONLY A P CODE | 0 | | |
| ONLY D004-17 | 4,346 | ONLY A U CODE | 64 | | |
| ONLY D018-43 | 650 | | | | |
| HAS MORE THAN ONE CHARACTERISTIC CODE | 152,965 | HAS MORE THAN ONE LISTED CODE | 2,191 | | |
| TOTAL | 182,481 | TOTAL | 36,594 | TOTAL CHAR. AND LISTED | 1,503,367 |

5 QUANTITIES OF WASTE GENERATED IN 1995 THAT WERE MULTIPLY CODED

| WASTE HAS ONLY CHARACTERISTIC CODES BUT MORE THAN ONE APPLIES | TONS OF WASTE GENERATED | ONLY LISTED CODES BUT HAS MORE THAN ONE | TONS OF WASTE GENERATED | BOTH CHAR. & LISTED CODES | TONS OF WASTE GENERATE |
|---|---|---|---|---|---|
| HAS IGNITABLE CODE | 5,446 | | | IGN. W/ AT LEAST 1 LSTD | 4,55 |
| HAS CORROSIVE CODE | 147,976 | | | CORR. W/ AT LEAST 1 LSTD | 1,483,90 |
| HAS REACTIVE CODE | 76 | | | REACT. W/ AT LEAST 1 LSTD | 1 |
| HAS D004-D017 CODE | 6,270 | | | D004-17 W/ AT LEAST 1 LSTD | 1,499,87 |
| HAS D018-D043 CODE | 151,120 | | | D018-43 W/ AT LEAST 1 LSTD | 1,487,16 |
| | | HAS AN F CODE | 2,135 | F WASTE W/ AT LEAST 1 CHAR | 1,503,33 |
| | | HAS A K CODE | 1,832 | K WASTE W/ AT LEAST 1 CHAR | 1,495,36 |
| | | HAS A P CODE | 621 | P WASTE W/ AT LEAST 1 CHAR | 11,35 |
| | | HAS A U CODE | 686 | U WASTE W/ AT LEAST 1 CHAR | 1,495,93 |
| TOTAL | 152,965 | TOTAL | 2,191 | TOTAL | 1,503,36 |

NOTE: COLUMNS DO NOT SUM TO TOTAL BECAUSE A WASTE CODE MAY APPLY TO MORE THAN ONE WASTE.
MIXTURES WITH IGNITABLE, CORROSIVE, REACTIVE, D004-17, AND D018-43 CHARACTERISTIC CODES ALSO MAY CONTAIN OTHER CHARACTERISTIC WASTE CODES.
SIMILARLY, WASTES WITH F,K,P, AND U LISTED CODES MAY HAVE OTHER LISTED WASTE CODES.

# KANSAS

## 1995 WASTE MANAGEMENT

6 NUMBER OF RCRA TSD FACILITIES: 50

7 QUANITY OF RCRA HAZARDOUS WASTE MANAGED: 1,761,658 TONS

8 FIFTY LARGEST RCRA HAZARDOUS WASTE MANAGEMENT FACILITIES, 1995

| RANK | EPA ID | SITE NAME | CITY | TONS OF WASTE MANAGED |
|---|---|---|---|---|
| 1 | KSD007482029 | VULCAN MATERIALS COMPANY | WICHITA | 1,634,328 |
| 2 | KSD980633259 | SYSTECH ENVIRONMENTAL CORPORATION | FREDONIA | 42,573 |
| 3 | KSD031203318 | ASH GROVE CEMENT PLANT | CHANUTE | 23,465 |
| 4 | KSD033774670 | ENRON GAS PROCESSING CO | BUSHTON | 22,496 |
| 5 | KSD980739999 | HERCULES CEMENT CO DBA/HEARTLAND | INDEPENDENCE | 18,713 |
| 6 | KSD981506025 | APTUS INC | COFFEYVILLE | 11,084 |
| 7 | KSD007246846 | HYDROCARBON RECYCLERS INC OF WICHITA | WICHITA | 7,762 |
| 8 | KSD007237746 | AIR PRODUCTS MFG CORP | WICHITA | 743 |
| 9 | KSD057889313 | ASHLAND CHEMICAL CO | KANSAS CITY | 311 |
| 10 | KSD984967034 | AFG INDUSTRIES, INC. | SPRING HILL | 48 |
| 11 | KSD007238744 | CHANCE OPERATIONS INC | WICHITA | 47 |
| 12 | KSD045087566 | INX INTERNATIONAL INK CO | KANSAS CITY | 37 |
| 13 | KSD065755100 | MODINE MANUFACTURING CO. | EMPORIA | 19 |
| 14 | KSD084845023 | PALMER MFG & TANK INC | GARDEN CITY | 18 |
| 15 | KS0213820467 | KANSAS ARMY AMMUNITION PLANT | PARSONS | 8 |
| 16 | KS7680090001 | US EPA REGIONAL LABORATORY | KANSAS CITY | 5 |
| 17 | KSD007148034 | LAFARGE CORPORATION - FREDONIA PL | FREDONIA | 1 |
| 18 | KSD000686956 | WOLF CREEK NUCLEAR OPERATING CORP | BURLINGTON | 0 |
| 19 | KSD000819086 | PUEBLO CHEMICAL & SUPPLY CO | GARDEN CITY | 0 |
| 20 | KSD009203712 | ABCO WIRE & METAL PRODUCTS INC | RUSSELL | 0 |
| 21 | KSD070902952 | CHEMICAL WASTE MGMT OF KS INC | VALLEY CENTER | 0 |
| 22 | KSD980966501 | CHEMSYN SCIENCE LABORATORIES | LENEXA | 0 |
| 23 | KSD981712854 | SABRELINER INDEPENDENCE | INDEPENDCENCE | 0 |
| 24 | KS3213820878 | SUNFLOWER ARMY AMMUNITION PLANT | DE SOTO | 0 |
| 25 | KS4213720499 | FORT LEAVENWORTH & COMBINED ARMS CE | FORT LEAVENWORTH | 0 |
| TOTAL | | | | 1,761,658 |

NOTE: COLUMNS MAY NOT SUM DUE TO ROUNDING.
STATE MAY HAVE FEWER THAN FIFTY FACILITIES THAT MANAGED WASTE.
QUANTITY MANAGED ONLY BY STORAGE IS EXCLUDED.

## KANSAS

### 1995 WASTE MANAGEMENT, CONTINUED

9 QUANTITY OF RCRA HAZARDOUS WASTE MANAGED BY MANAGEMENT METHOD, 1995

| MANAGEMENT METHOD | SYSTEM TYPE CODE | QUANTITY MANAGED (TONS) | PERCENTAGE OF QUANTITY | NUMBER OF FACILITIES | PERCENTAGE OF FACILITIES |
|---|---|---|---|---|---|
| SOLVENTS RECOVERY | M021-M029 | 1,828 | .1 | 6 | 35.3 |
| INCINERATION | M041-M049 | 10,244 | .6 | 4 | 23.5 |
| ENERGY RECOVERY (REUSE AS FUEL) | M051-M059 | 42,912 | 2.4 | 4 | 23.5 |
| FUEL BLENDING | M061 | 50,589 | 2.9 | 3 | 17.6 |
| SLUDGE TREATMENT | M101-M109 | 24 | .0 | 1 | 5.9 |
| OTHER TREATMENT | M121-M129 | 22,542 | 1.3 | 5 | 29.4 |
| LANDFILL | M132 | 53 | .0 | 1 | 5.9 |
| DEEPWELL / UNDERGROUND INJECTION | M134 | 1,633,468 | 92.7 | 1 | 5.9 |
| TOTAL | | 1,761,658 | 100.0 | 17 | |

10 MANAGEMENT METHOD, BY QUANTITY OF RCRA HAZARDOUS WASTE MANAGED, 1995

| MANAGEMENT METHOD | SYSTEM TYPE CODE | QUANTITY MANAGED (TONS) | PERCENTAGE OF QUANTITY | NUMBER OF FACILITIES | PERCENTAGE OF FACILITIES |
|---|---|---|---|---|---|
| DEEPWELL / UNDERGROUND INJECTION | M134 | 1,633,468 | 92.7 | 1 | 5.9 |
| FUEL BLENDING | M061 | 50,589 | 2.9 | 3 | 17.6 |
| ENERGY RECOVERY (REUSE AS FUEL) | M051-M059 | 42,912 | 2.4 | 4 | 23.5 |
| OTHER TREATMENT | M121-M129 | 22,542 | 1.3 | 5 | 29.4 |
| INCINERATION | M041-M049 | 10,244 | .6 | 4 | 23.5 |
| SOLVENTS RECOVERY | M021-M029 | 1,828 | .1 | 6 | 35.3 |
| LANDFILL | M132 | 53 | .0 | 1 | 5.9 |
| SLUDGE TREATMENT | M101-M109 | 24 | .0 | 1 | 5.9 |
| TOTAL | | 1,761,658 | 100.0 | 17 | |

NOTE: QUANTITY MANAGED ONLY BY STORAGE IS EXCLUDED.
FACILITIES WITH ONLY STORAGE UNITS ARE EXCLUDED.
COLUMNS MAY NOT SUM DUE TO ROUNDING.
COLUMNS MAY NOT SUM TO TOTAL BECAUSE FACILITIES MAY HAVE MULTIPLE HANDLING METHODS.

# KANSAS

## 1995 WASTE MANAGEMENT, CONTINUED

11 MANAGEMENT METHOD AND QUANTITY OF RCRA HAZARDOUS WASTE MANAGED BY NUMBER OF FACILITIES, 1995

| MANAGEMENT METHOD | SYSTEM TYPE CODE | QUANTITY MANAGED (TONS) | PERCENTAGE OF QUANTITY | NUMBER OF FACILITIES | PERCENTAGE OF FACILITIES |
|---|---|---|---|---|---|
| SOLVENTS RECOVERY | M021-M029 | 1,828 | .1 | 6 | 35.3 |
| OTHER TREATMENT | M121-M129 | 22,542 | 1.3 | 5 | 29.4 |
| INCINERATION | M041-M049 | 10,244 | .6 | 4 | 23.5 |
| ENERGY RECOVERY (REUSE AS FUEL) | M051-M059 | 42,912 | 2.4 | 4 | 23.5 |
| FUEL BLENDING | M061 | 50,589 | 2.9 | 3 | 17.6 |
| SLUDGE TREATMENT | M101-M109 | 24 | .0 | 1 | 5.9 |
| LANDFILL | M132 | 53 | .0 | 1 | 5.9 |
| DEEPWELL / UNDERGROUND INJECTION | M134 | 1,633,468 | 92.7 | 1 | 5.9 |
| TOTAL | | 1,761,658 | 100.0 | 17 | |

NOTE: QUANTITY MANAGED ONLY BY STORAGE IS EXCLUDED.
FACILITIES WITH ONLY STORAGE UNITS ARE EXCLUDED.
COLUMNS MAY NOT SUM DUE TO ROUNDING.
COLUMNS MAY NOT SUM TO TOTAL BECAUSE FACILITIES MAY HAVE MULTIPLE HANDLING METHODS.

12 QUANTITY AND PERCENTAGE OF RCRA HAZARDOUS WASTEWATER AND NON-WASTEWATER MANAGED IN 1995

| MANAGEMENT TYPE | TONS MANAGED | PERCENTAGE |
|---|---|---|
| WASTEWATER | 1,657,503 | 94.1 |
| NON-WASTEWATER | 104,155 | 5.9 |
| TOTAL | 1,761,658 | 100.0 |

# KANSAS

## 1995 WASTE SHIPMENTS

13 NUMBER OF RCRA HAZARDOUS WASTE SHIPPERS: 208

14 QUANITIY OF RCRA HAZARDOUS WASTE SHIPPED: 197,274 TONS

15 FIFTY LARGEST RCRA HAZARDOUS WASTE SHIPPERS, 1995

| RANK | EPA ID | SITE NAME | CITY | QUANTITY SHIPPED (TONS) |
|---|---|---|---|---|
| 1 | KSD007249980 | ELF ATOCHEM NORTH AMERICA INC | WICHITA | 86,978 |
| 2 | KSD980633259 | SYSTECH ENVIRONMENTAL CORPORATION | FREDONIA | 64,357 |
| 3 | KSD981506025 | APTUS INC | COFFEYVILLE | 8,484 |
| 4 | KSD007246846 | HYDROCARBON RECYCLERS INC OF WICHITA | WICHITA | 7,397 |
| 5 | KSD981121197 | ALLIEDSIGNAL JAYHAWK PLANT | GALENA | 4,652 |
| 6 | KSD007237241 | BOEING WICHITA | WICHITA | 3,308 |
| 7 | KSD043933266 | YUASA EXIDE INC | HAYS | 2,129 |
| 8 | KS0000837633 | PESTER BURN POND SITE | EL DORADO | 2,074 |
| 9 | KSD007233422 | TEXACO REFINING AND MARKETING, INC. | EL DORADO | 1,331 |
| 10 | KSD000809723 | SAFETY-KLEEN CORP | WICHITA | 1,242 |
| 11 | KSD980973515 | SAFETY-KLEEN CORP | EDWARDSVILLE | 1,025 |
| 12 | KSD007234313 | LEARJET INC. | WICHITA | 907 |
| 13 | KSD007138605 | FARMLAND INDUSTRIES, INC. | COFFEYVILLE | 805 |
| 14 | KSD007482011 | RAYTHEON AIRCRAFT CO | WICHITA | 650 |
| 15 | KSD007124506 | FMC CORPORATION | LAWRENCE | 495 |
| 16 | KSD056577810 | PRATT & LAMBERT | ANDOVER | 478 |
| 17 | KSD073314593 | EXIDE CORP | SALINA | 432 |
| 18 | KSD007145907 | GENERAL MOTORS CORP.-DELPHI | OLATHE | 402 |
| 19 | KSD981126253 | GMC FAIRFAX ASSEMBLY PLANT | KANSAS CITY | 401 |
| 20 | KSD041917501 | GENERAL ELECTRIC CO | ARKANSAS CITY | 393 |
| 21 | KSD980739999 | HERCULES CEMENT CO DBA/HEARTLAND | INDEPENDENCE | 388 |
| 22 | KSD980686844 | SAFETY-KLEEN CORP | DODGE CITY | 384 |
| 23 | KSD000819086 | PUEBLO CHEMICAL & SUPPLY CO | GARDEN CITY | 344 |
| 24 | KSD007130032 | PROCTER & GAMBLE MANUFACTURING CO | KANSAS CITY | 330 |
| 25 | KSD000809673 | CESSNA AIRCRAFT CO MID-CONTINENT FAC | WICHITA | 320 |
| 26 | KSD057889313 | ASHLAND CHEMICAL CO | KANSAS CITY | 319 |
| 27 | KS6214020756 | MILITARY INSTALLATION FT RILEY | FORT RILEY | 271 |
| 28 | KSD007233596 | CESSNA AIRCRAFT CO PAWNEE FAC | WICHITA | 265 |
| 29 | KSD093503498 | BINNEY & SMITH INC | WINFIELD | 239 |
| 30 | KSD070902952 | CHEMICAL WASTE MGMT OF KS INC | VALLEY CENTER | 228 |
| 31 | KSD007145956 | NATIONAL COOPERATIVE REFINERY ASSOC | MCPHERSON | 215 |
| 32 | KSD007166853 | AUTOMOTIVE CONTROLS CORPORATION | INDEPENDENCE | 214 |
| 33 | KSD003951977 | GRIFFIN WHEEL COMPANY, KANSAS CITY PLANT | KANSAS CITY | 207 |
| 34 | KSD980965966 | SAFELITE GLASS COPRORATION | WICHITA | 188 |
| 35 | KSD000203711 | PQ CORPORATION KANSAS CITY | KANSAS CITY | 176 |
| 36 | KSD000809715 | VAN WATERS & ROGERS INC | WICHITA | 171 |
| 37 | KSD000651307 | CERTAINTEED CORP PLANT 7 | KANSAS CITY | 170 |
| 38 | KSR000001743 | ASTOR UNIVERSAL NATIONAL FACILITY | LAWRENCE | 166 |
| 39 | KSD000829846 | COASTAL REFINING & MKT CO | EL DORADO | 148 |
| 40 | KSD007482029 | VULCAN MATERIALS COMPANY | WICHITA | 124 |
| 41 | KSD000687699 | CHASE TERMINAL CO | SCOTT CITY | 123 |
| 42 | KSD985014851 | YAGGY FIELD/WESTERN RESOURCES | HUTCHINSON | 123 |
| 43 | KSD058924689 | GNB TECHNOLOGIES | KANSAS CITY | 114 |
| 44 | KSD000610725 | OWENS CORNING | KANSAS CITY | 108 |
| 45 | KSD043941590 | PHILIPS LIGHTING COMPANY | SALINA | 101 |
| 46 | KSD000687541 | CHASE TERMINAL CO | GREAT BEND | 101 |
| 47 | KSD000690099 | ATCHISON TOPEKA & SANTA FE RR CO | TOPEKA | 90 |
| 48 | KSD041142902 | ALLIEDSIGNAL GAA | OLATHE | 88 |
| 49 | KSD981504970 | MISSOURI M P P CORP | KANSAS CITY | 85 |
| 50 | KSD007127046 | LOCTITE CORP | KANSAS CITY | 85 |
| TOTAL | | | | 193,822 |

NOTE: COLUMNS MAY NOT SUM DUE TO ROUNDING.
STATE MAY HAVE FEWER THAN FIFTY SHIPPERS.

# KANSAS

## 1995 WASTE RECEIPTS

16 NUMBER OF RCRA HAZARDOUS WASTE RECEIVERS: 11

17 QUANITIY OF RCRA HAZARDOUS WASTE RECEIVED: 248,329 TONS

18 FIFTY LARGEST RCRA HAZARDOUS WASTE RECEIVERS, 1995

| RANK | EPA ID | SITE NAME | CITY | QUANTITY RECEIVED (TONS) |
|---|---|---|---|---|
| 1 | KSD007482029 | VULCAN MATERIALS COMPANY | WICHITA | 149,635 |
| 2 | KSD980633259 | SYSTECH ENVIRONMENTAL CORPORATION | FREDONIA | 42,573 |
| 3 | KSD031203318 | ASH GROVE CEMENT PLANT | CHANUTE | 23,407 |
| 4 | KSD980739999 | HERCULES CEMENT CO DBA/HEARTLAND | INDEPENDENCE | 18,713 |
| 5 | KSD981506025 | APTUS INC | COFFEYVILLE | 6,360 |
| 6 | KSD007246846 | HYDROCARBON RECYCLERS INC OF WICHITA | WICHITA | 6,196 |
| 7 | KSD000809723 | SAFETY-KLEEN CORP | WICHITA | 692 |
| 8 | KSD057889313 | ASHLAND CHEMICAL CO | KANSAS CITY | 311 |
| 9 | KSD980686844 | SAFETY-KLEEN CORP | DODGE CITY | 266 |
| 10 | KSD000809715 | VAN WATERS & ROGERS INC | WICHITA | 170 |
| 11 | KS7680090001 | US EPA REGIONAL LABORATORY | KANSAS CITY | 5 |
| TOTAL | | | | 248,329 |

NOTE: COLUMNS MAY NOT SUM DUE TO ROUNDING.
STATE MAY HAVE FEWER THAN FIFTY FACILITIES THAT RECEIVED WASTE.

## KANSAS

### 1995 WASTE RECEIPTS, CONTINUED

19 QUANTITY OF RCRA HAZARDOUS WASTE MANAGED, BY MANGEMENT METHOD, LIMITED TO WASTE RECEIVED FROM OFFSITE, 1995

| MANAGEMENT METHOD | SYSTEM TYPE CODE | QUANTITY MANAGED (TONS) | PERCENTAGE OF QUANTITY | NUMBER OF FACILITIES | PERCENTAGE OF FACILITIES |
|---|---|---|---|---|---|
| INCINERATION | M041-M049 | 6,365 | 2.6 | 3 | 37.5 |
| ENERGY RECOVERY (REUSE AS FUEL) | M051-M059 | 42,120 | 17.3 | 2 | 25.0 |
| FUEL BLENDING | M061 | 45,472 | 18.7 | 3 | 37.5 |
| OTHER TREATMENT | M121-M129 | 4 | .0 | 1 | 12.5 |
| LANDFILL | M132 | 53 | .0 | 1 | 12.5 |
| DEEPWELL / UNDERGROUND INJECTION | M134 | 149,635 | 61.4 | 1 | 12.5 |
| TOTAL | | 243,650 | 100.0 | 8 | |

20 MANAGEMENT METHOD, BY QUANTITY OF RCRA HAZARDOUS WASTE MANAGED, LIMITED TO WASTE RECEIVED FROM OFFSITE, 1995

| MANAGEMENT METHOD | SYSTEM TYPE CODE | QUANTITY MANAGED (TONS) | PERCENTAGE OF QUANTITY | NUMBER OF FACILITIES | PERCENTAGE OF FACILITIES |
|---|---|---|---|---|---|
| DEEPWELL / UNDERGROUND INJECTION | M134 | 149,635 | 61.4 | 1 | 12.5 |
| FUEL BLENDING | M061 | 45,472 | 18.7 | 3 | 37.5 |
| ENERGY RECOVERY (REUSE AS FUEL) | M051-M059 | 42,120 | 17.3 | 2 | 25.0 |
| INCINERATION | M041-M049 | 6,365 | 2.6 | 3 | 37.5 |
| LANDFILL | M132 | 53 | .0 | 1 | 12.5 |
| OTHER TREATMENT | M121-M129 | 4 | .0 | 1 | 12.5 |
| TOTAL | | 243,650 | 100.0 | 8 | |

NOTE: QUANTITY MANAGED ONLY BY STORAGE IS EXCLUDED.
FACILITIES WITH ONLY STORAGE UNITS ARE EXCLUDED.
COLUMNS MAY NOT SUM DUE TO ROUNDING.
COLUMNS MAY NOT SUM TO TOTAL BECAUSE FACILITIES MAY HAVE MULTIPLE HANDLING METHODS.

# KANSAS

## 1995 WASTE RECEIPTS, CONTINUED

21 MANAGEMENT METHOD AND QUANTITY OF RCRA HAZARDOUS WASTE MANAGED, BY NUMBER OF FACILITIES, LIMITED TO WASTE RECEIVED FROM OFF SITE, 1995

| MANAGEMENT METHOD | SYSTEM TYPE CODE | QUANTITY MANAGED (TONS) | PERCENTAGE OF QUANTITY | NUMBER OF FACILITIES | PERCENTAGE OF FACILITIES |
|---|---|---|---|---|---|
| INCINERATION | M041-M049 | 6,365 | 2.6 | 3 | 37.5 |
| FUEL BLENDING | M061 | 45,472 | 18.7 | 3 | 37.5 |
| ENERGY RECOVERY (REUSE AS FUEL) | M051-M059 | 42,120 | 17.3 | 2 | 25.0 |
| OTHER TREATMENT | M121-M129 | 4 | .0 | 1 | 12.5 |
| LANDFILL | M132 | 53 | .0 | 1 | 12.5 |
| DEEPWELL / UNDERGROUND INJECTION | M134 | 149,635 | 61.4 | 1 | 12.5 |
| TOTAL | | 243,650 | 100.0 | 8 | |

NOTE: QUANTITY MANAGED ONLY BY STORAGE IS EXCLUDED.
FACILITIES WITH ONLY STORAGE UNITS ARE EXCLUDED.
COLUMNS MAY NOT SUM DUE TO ROUNDING.
COLUMNS MAY NOT SUM TO TOTAL BECAUSE FACILITIES MAY HAVE MULTIPLE HANDLING METHODS.

## KANSAS

### 1995 IMPORTS AND EXPORTS

| | | | |
|---|---|---|---|
| 22 | QUANTITY OF RCRA HAZARDOUS WASTE IMPORTED: | 89,496 | TONS |
| 23 | QUANTITY OF RCRA HAZARDOUS WASTE EXPORTED: | 36,898 | TONS |

# KENTUCKY

## 1995 WASTE GENERATION

1 NUMBER OF RCRA LARGE QUANTITY GENERATORS (LQGS): 440

2 QUANTITY OF RCRA HAZARDOUS WASTE GENERATED: 1,149,881

3 FIFTY LARGEST RCRA HAZARDOUS WASTE GENERATORS IN THE STATE, 1995

| RANK | EPA ID | SITE NAME | CITY | TOTAL GENERATED (TONS) |
|---|---|---|---|---|
| 1 | KYD985072008 | WESTLAKE MONOMERS CORPORATION | CALVERT CITY | 716,377 |
| 2 | KYD049064017 | KEN DEC INC. | HORSE CAVE | 192,742 |
| 3 | KYD053348108 | SAFETY-KLEEN CORP. | SMITHFIELD | 83,576 |
| 4 | KYD006390017 | ROHM & HAAS KY, INC. | LOUISVILLE | 13,196 |
| 5 | KYD088438817 | LWD INC CALVERT CITY | CALVERT CITY | 11,599 |
| 6 | KYD044914356 | UNIVERSAL FASTENERS INC. | LAWRENCEBURG | 11,246 |
| 7 | KYD000770313 | ENVIRONMENTAL CONSERVATION SYSTEMS, INC. | BROOKS | 9,331 |
| 8 | KYD985115237 | GALLATIN STEEL COMPANY | WARSAW | 7,632 |
| 9 | KYD006370175 | ISP CHEMCIALS INC. | CALVERT CITY | 6,585 |
| 10 | KYD049062375 | NSA, DIVISION OF SOUTHWIRE COMPANY | HAWESVILLE | 5,901 |
| 11 | KYR000000240 | JAMES GRAHAM BROWN FOUNDATION (TRACT 4) | LOUISVILLE | 5,365 |
| 12 | KYD991277112 | NEWPORT STEEL CORP WILDER PLANT | WILDER | 4,665 |
| 13 | KYD058691031 | COMMONWEALTH ALUMINUM CORPORATION | LEWISPORT | 4,246 |
| 14 | KYD000207282 | KENTUCKY ELECTRIC STEEL, INC. | ASHLAND | 3,956 |
| 15 | KYD161955380 | TOYOTA MOTOR MANUFACTURING USA. INC. | GEORGETOWN | 3,371 |
| 16 | KYD003924198 | E.I. DU PONT DE NEMOURS & CO., INC. | LOUISVILLE | 3,345 |
| 17 | KYD058692526 | ALCAN INGOT, SEBREE ALUMINUM PLANT | HENDERSON | 2,823 |
| 18 | KYD082390394 | SHERWIN WILLIAMS CO | RICHMOND | 2,709 |
| 19 | KYD053351227 | FORD MOTOR CO. - KY. TRUCK PLANT | LOUISVILLE | 2,665 |
| 20 | KYD006373922 | ELF ATOCHEM NORTH AMERICA | CARROLLTON | 2,568 |
| 21 | KYD985079797 | BEKAERT CORPORATION | SHELBYVILLE | 2,411 |
| 22 | KYD006370159 | ELF ATOCHEM NORTH AMERICA INC. | CALVERT CITY | 2,383 |
| 23 | KYD981923089 | SEALED POWER TECHNOLOGIES, L.P. | FRANKLIN | 2,349 |
| 24 | KYD006370167 | B.F. GOODRICH | CALVERT CITY | 2,140 |
| 25 | KYD070814777 | SUPERIOR GRAPHITE CO. | HOPKINSVILLE | 1,827 |
| 26 | KYD070814033 | AKZO NOBEL RESINS | LOUISVILLE | 1,821 |
| 27 | KYD055831838 | AIR PRODUCTS AND CHEMICALS, INC. | CALVERT CITY | 1,745 |
| 28 | KYD985077502 | EASTERDAY TIE & TIMBER COMPANY | MAYFIELD | 1,732 |
| 29 | KYD042943985 | DOW CORNING CORPORATION | CARROLLTON | 1,505 |
| 30 | KYD062951801 | GREEN RIVER STEEL CORPORATION | OWENSBORO | 1,202 |
| 31 | KYD981027469 | SAFETY-KLEEN CORP. (-4-090-01) | LEXINGTON | 1,112 |
| 32 | KYD071315899 | FORD MOTOR COMPANY-LOU. ASSEMBLY PLANT | LOUISVILLE | 1,078 |
| 33 | KYD985097088 | BROWNING FERRIS INDUSTRIES | LOUISVILLE | 1,067 |
| 34 | KYD000821942 | MIDWEST ENVIRONMENTAL SERVICES, INC. | LOUISVILLE | 1,005 |
| 35 | KYD981471279 | TOPY CORPORATION | FRANKFORT | 994 |
| 36 | KYD981753197 | AMBRAKE CORPORATION | ELIZABETHTOWN | 869 |
| 37 | KYD062979158 | POLYKEN TECHNOLOGIES | FRANKLIN | 822 |
| 38 | KYD006377030 | SOUTHERN GRAPHIC SYSTEMS INC. | LOUISVILLE | 809 |
| 39 | KYD053350229 | VANDERBILT CHEMICAL CORPORATION | MURRAY | 782 |
| 40 | KYD045738127 | TRINITY INDUSTRIES, INC. | ELIZABETHTOWN | 770 |
| 41 | KYD005009923 | CALGON CARBON CORPORATION | CATLETTSBURG | 725 |
| 42 | KYD006396246 | OLIN CORPORATION | BRANDENBURG | 674 |
| 43 | KYD985072156 | WORLDSOURCE COIL COATING, INC. | HAWESVILLE | 656 |
| 44 | KYD054272554 | TECUMSEH PRODUCTS COMPANY | SOMERSET | 593 |
| 45 | KYD070219571 | YUASA-EXIDE, INC. | RICHMOND | 580 |
| 46 | KYD045735305 | FLORIDA TILE INDUSTRIES INC. | LAWRENCEBURG | 578 |
| 47 | KYD045739471 | AMERICAN GREETINGS CORPORATION | CORBIN | 577 |
| 48 | KYD981753155 | VMV ENTERPRISES | PADUCAH | 530 |
| 49 | KYD049465255 | INCO ALLOYS INTERNATIONAL, INC. | CATLETTSBURG | 514 |
| 50 | KYD066899766 | ATR WIRE & CABLE CO INC | DANVILLE | 499 |
| TOTAL | | | | 1,128,248 |

NOTE: STATE MAY HAVE FEWER THAN FIFTY GENERATORS.

## KENTUCKY

### 1995 WASTE GENERATION, CONTINUED

4 QUANTITIES OF WASTE GENERATED IN 1995 THAT WERE

- REPORTED WITH ONLY CHARACTERISTIC WASTE CODES
- REPORTED WITH ONLY LISTED WASTE CODES
- REPORTED WITH BOTH CHARACTERISTIC AND LISTED WASTE CODES

| WASTE HAS ONLY CHARACTERISTIC CODES | TONS OF WASTE GENERATED | WASTE HAS ONLY LISTED CODES | TONS OF WASTE GENERATED | WASTE HAS BOTH CHARACTERISTIC AND LISTED CODES | TONS OF WASTE GENERATED |
|---|---|---|---|---|---|
| ONLY IGNITABLE | 22,223 | ONLY AN F CODE | 295,069 | | |
| ONLY CORROSIVE | 6,876 | ONLY A K CODE | 26,591 | | |
| ONLY REACTIVE | 463 | ONLY A P CODE | 1 | | |
| ONLY D004-17 | 11,567 | ONLY A U CODE | 434 | | |
| ONLY D018-43 | 718,115 | | | | |
| HAS MORE THAN ONE CHARACTERISTIC CODE | 24,760 | HAS MORE THAN ONE LISTED CODE | 11 | | |
| TOTAL | 784,004 | TOTAL | 322,105 | TOTAL CHAR. AND LISTED | 43,748 |

5 QUANTITIES OF WASTE GENERATED IN 1995 THAT WERE MULTIPLY CODED

| WASTE HAS ONLY CHARACTERISTIC CODES BUT MORE THAN ONE APPLIES | TONS OF WASTE GENERATED | ONLY LISTED CODES BUT HAS MORE THAN ONE | TONS OF WASTE GENERATED | BOTH CHAR. & LISTED CODES | TONS OF WASTE GENERATE |
|---|---|---|---|---|---|
| HAS IGNITABLE CODE | 14,347 | | | IGN. W/ AT LEAST 1 LSTD | 39,24 |
| HAS CORROSIVE CODE | 7,408 | | | CORR. W/ AT LEAST 1 LSTD | 2,82 |
| HAS REACTIVE CODE | 3,144 | | | REACT. W/ AT LEAST 1 LSTD | 21 |
| HAS D004-D017 CODE | 15,901 | | | D004-17 W/ AT LEAST 1 LSTD | 9,09 |
| HAS D018-D043 CODE | 11,572 | | | D018-43 W/ AT LEAST 1 LSTD | 15,25 |
| | | HAS AN F CODE | 7 | F WASTE W/ AT LEAST 1 CHAR | 39,98 |
| | | HAS A K CODE | 0 | K WASTE W/ AT LEAST 1 CHAR | 3,50 |
| | | HAS A P CODE | 9 | P WASTE W/ AT LEAST 1 CHAR | |
| | | HAS A U CODE | 11 | U WASTE W/ AT LEAST 1 CHAR | 33 |
| TOTAL | 24,760 | TOTAL | 11 | TOTAL | 43,74 |

NOTE: COLUMNS DO NOT SUM TO TOTAL BECAUSE A WASTE CODE MAY APPLY TO MORE THAN ONE WASTE.
MIXTURES WITH IGNITABLE, CORROSIVE, REACTIVE, D004-17, AND D018-43 CHARACTERISTIC CODES ALSO MAY CONTAIN OTHER CHARACTERISTIC WASTE CODES.
SIMILARLY, WASTES WITH F,K,P, AND U LISTED CODES MAY HAVE OTHER LISTED WASTE CODES.

# KENTUCKY

## 1995 WASTE MANAGEMENT

6 NUMBER OF RCRA TSD FACILITIES: 40

7 QUANITY OF RCRA HAZARDOUS WASTE MANAGED: 123,709 TONS

8 FIFTY LARGEST RCRA HAZARDOUS WASTE MANAGEMENT FACILITIES, 1995

| RANK | EPA ID | SITE NAME | CITY | TONS OF WASTE MANAGED |
|---|---|---|---|---|
| 1 | KYD053348108 | SAFETY-KLEEN CORP. | SMITHFIELD | 50,267 |
| 2 | KYD088438817 | LWD INC CALVERT CITY | CALVERT CITY | 35,321 |
| 3 | KYD006390017 | ROHM & HAAS KY, INC. | LOUISVILLE | 12,997 |
| 4 | KYD059568220 | KENTUCKY SOLITE CORPORATION | BROOKS | 8,469 |
| 5 | KYD000770313 | ENVIRONMENTAL CONSERVATION SYSTEMS, INC. | BROOKS | 6,949 |
| 6 | KYD985073196 | LWD SANITARY LANDFILL, INC. | CALVERT CITY | 2,320 |
| 7 | KYD006373922 | ELF ATOCHEM NORTH AMERICA | CARROLLTON | 2,283 |
| 8 | KYD006370159 | ELF ATOCHEM NORTH AMERICA INC. | CALVERT CITY | 2,164 |
| 9 | KYD000821942 | MIDWEST ENVIRONMENTAL SERVICES, INC. | LOUISVILLE | 1,005 |
| 10 | KYD981027469 | SAFETY-KLEEN CORP. (-4-090-01) | LEXINGTON | 720 |
| 11 | KYD006396246 | OLIN CORPORATION | BRANDENBURG | 450 |
| 12 | KYD981027451 | SAFETY-KLEEN CORP. (4-075-01) | ASHLAND | 358 |
| 13 | KY8213820105 | BLUEGRASS ARMY DEPOT RICHMOND | RICHMOND | 314 |
| 14 | KYD061557054 | ENSIGN-BICKFORD COMPANY (THE) | GRAHAM | 75 |
| 15 | KY5170024173 | NAVAL ORDNANCE STATION | LOUISVILLE | 7 |
| 16 | KYD980840029 | UNIVERSITY OF LOUISVILLE | LOUISVILLE | 6 |
| 17 | KYD044914356 | UNIVERSAL FASTENERS INC. | LAWRENCEBURG | 5 |
| 18 | KY8890008982 | US DOE PADUCAH GAS DIFFUSION PLT | PADUCAH | 0 |
| 19 | KYD005003181 | ARMCO STEEL COMPANY, L.P.-WEST WORKS | ASHLAND | 0 |
| 20 | KYD006375737 | LEXMARK INTERNATIONAL INC | LEXINGTON | 0 |
| TOTAL | | | | 123,709 |

NOTE: COLUMNS MAY NOT SUM DUE TO ROUNDING.
STATE MAY HAVE FEWER THAN FIFTY FACILITIES THAT MANAGED WASTE.
QUANTITY MANAGED ONLY BY STORAGE IS EXCLUDED.

## KENTUCKY

### 1995 WASTE MANAGEMENT, CONTINUED

9 QUANTITY OF RCRA HAZARDOUS WASTE MANAGED BY MANAGEMENT METHOD, 1995

| MANAGEMENT METHOD | SYSTEM TYPE CODE | QUANTITY MANAGED (TONS) | PERCENTAGE OF QUANTITY | NUMBER OF FACILITIES | PERCENTAGE OF FACILITIES |
|---|---|---|---|---|---|
| SOLVENTS RECOVERY | M021-M029 | 1,345 | 1.1 | 4 | 22.2 |
| INCINERATION | M041-M049 | 40,169 | 32.5 | 4 | 22.2 |
| ENERGY RECOVERY (REUSE AS FUEL) | M051-M059 | 21,465 | 17.4 | 2 | 11.1 |
| FUEL BLENDING | M061 | 56,937 | 46.0 | 3 | 16.7 |
| STABILIZATION | M111-M119 | 2,320 | 1.9 | 2 | 11.1 |
| OTHER TREATMENT | M121-M129 | 1,472 | 1.2 | 5 | 27.8 |
| TOTAL | | 123,709 | 100.0 | 18 | |

10 MANAGEMENT METHOD, BY QUANTITY OF RCRA HAZARDOUS WASTE MANAGED, 1995

| MANAGEMENT METHOD | SYSTEM TYPE CODE | QUANTITY MANAGED (TONS) | PERCENTAGE OF QUANTITY | NUMBER OF FACILITIES | PERCENTAGE OF FACILITIES |
|---|---|---|---|---|---|
| FUEL BLENDING | M061 | 56,937 | 46.0 | 3 | 16.7 |
| INCINERATION | M041-M049 | 40,169 | 32.5 | 4 | 22.2 |
| ENERGY RECOVERY (REUSE AS FUEL) | M051-M059 | 21,465 | 17.4 | 2 | 11.1 |
| STABILIZATION | M111-M119 | 2,320 | 1.9 | 2 | 11.1 |
| OTHER TREATMENT | M121-M129 | 1,472 | 1.2 | 5 | 27.8 |
| SOLVENTS RECOVERY | M021-M029 | 1,345 | 1.1 | 4 | 22.2 |
| TOTAL | | 123,709 | 100.0 | 18 | |

NOTE: QUANTITY MANAGED ONLY BY STORAGE IS EXCLUDED.
FACILITIES WITH ONLY STORAGE UNITS ARE EXCLUDED.
COLUMNS MAY NOT SUM DUE TO ROUNDING.
COLUMNS MAY NOT SUM TO TOTAL BECAUSE FACILITIES MAY HAVE MULTIPLE HANDLING METHODS.

# KENTUCKY

## 1995 WASTE MANAGEMENT, CONTINUED

11 MANAGEMENT METHOD AND QUANTITY OF RCRA HAZARDOUS WASTE MANAGED BY NUMBER OF FACILITIES, 1995

| MANAGEMENT METHOD | SYSTEM TYPE CODE | QUANTITY MANAGED (TONS) | PERCENTAGE OF QUANTITY | NUMBER OF FACILITIES | PERCENTAGE OF FACILITIES |
|---|---|---|---|---|---|
| OTHER TREATMENT | M121-M129 | 1,472 | 1.2 | 5 | 27.8 |
| SOLVENTS RECOVERY | M021-M029 | 1,345 | 1.1 | 4 | 22.2 |
| INCINERATION | M041-M049 | 40,169 | 32.5 | 4 | 22.2 |
| FUEL BLENDING | M061 | 56,937 | 46.0 | 3 | 16.7 |
| ENERGY RECOVERY (REUSE AS FUEL) | M051-M059 | 21,465 | 17.4 | 2 | 11.1 |
| STABILIZATION | M111-M119 | 2,320 | 1.9 | 2 | 11.1 |
| TOTAL | | 123,709 | 100.0 | 18 | |

NOTE: QUANTITY MANAGED ONLY BY STORAGE IS EXCLUDED.
FACILITIES WITH ONLY STORAGE UNITS ARE EXCLUDED.
COLUMNS MAY NOT SUM DUE TO ROUNDING.
COLUMNS MAY NOT SUM TO TOTAL BECAUSE FACILITIES MAY HAVE MULTIPLE HANDLING METHODS.

12 QUANTITY AND PERCENTAGE OF RCRA HAZARDOUS WASTEWATER AND NON-WASTEWATER MANAGED IN 1995

| MANAGEMENT TYPE | TONS MANAGED | PERCENTAGE |
|---|---|---|
| WASTEWATER | 6,397 | 5.2 |
| NON-WASTEWATER | 117,312 | 94.8 |
| TOTAL | 123,709 | 100.0 |

## KENTUCKY

### 1995 WASTE SHIPMENTS

13 NUMBER OF RCRA HAZARDOUS WASTE SHIPPERS: 434

14 QUANITIY OF RCRA HAZARDOUS WASTE SHIPPED: 221,863 TONS

15 FIFTY LARGEST RCRA HAZARDOUS WASTE SHIPPERS, 1995

| RANK | EPA ID | SITE NAME | CITY | QUANTITY SHIPPED (TONS) |
|---|---|---|---|---|
| 1 | KYD053348108 | SAFETY-KLEEN CORP. | SMITHFIELD | 75,783 |
| 2 | KYD088438817 | LWD INC CALVERT CITY | CALVERT CITY | 17,221 |
| 3 | KYD044914356 | UNIVERSAL FASTENERS INC. | LAWRENCEBURG | 11,241 |
| 4 | KYD000770313 | ENVIRONMENTAL CONSERVATION SYSTEMS, INC. | BROOKS | 9,331 |
| 5 | KYD985073196 | LWD SANITARY LANDFILL, INC. | CALVERT CITY | 8,181 |
| 6 | KYD985115237 | GALLATIN STEEL COMPANY | WARSAW | 7,632 |
| 7 | KYD006370175 | ISP CHEMCIALS INC. | CALVERT CITY | 6,585 |
| 8 | KYD049062375 | NSA, DIVISION OF SOUTHWIRE COMPANY | HAWESVILLE | 5,915 |
| 9 | KYR000000240 | JAMES GRAHAM BROWN FOUNDATION (TRACT 4) | LOUISVILLE | 5,365 |
| 10 | KYD991277112 | NEWPORT STEEL CORP WILDER PLANT | WILDER | 4,665 |
| 11 | KYD000207282 | KENTUCKY ELECTRIC STEEL, INC. | ASHLAND | 3,956 |
| 12 | KYD985077502 | EASTERDAY TIE & TIMBER COMPANY | MAYFIELD | 3,678 |
| 13 | KYD003924198 | E.I. DU PONT DE NEMOURS & CO., INC. | LOUISVILLE | 3,345 |
| 14 | KYD161955380 | TOYOTA MOTOR MANUFACTURING USA. INC. | GEORGETOWN | 3,325 |
| 15 | KYD058692526 | ALCAN INGOT, SEBREE ALUMINUM PLANT | HENDERSON | 2,823 |
| 16 | KYD082390394 | SHERWIN WILLIAMS CO | RICHMOND | 2,709 |
| 17 | KYD053351227 | FORD MOTOR CO. - KY. TRUCK PLANT | LOUISVILLE | 2,665 |
| 18 | KYD985079797 | BEKAERT CORPORATION | SHELBYVILLE | 2,411 |
| 19 | KYD055831838 | AIR PRODUCTS AND CHEMICALS, INC. | CALVERT CITY | 1,745 |
| 20 | KYD042943985 | DOW CORNING CORPORATION | CARROLLTON | 1,505 |
| 21 | KYD000821942 | MIDWEST ENVIRONMENTAL SERVICES, INC. | LOUISVILLE | 1,371 |
| 22 | KYD006370167 | B.F. GOODRICH | CALVERT CITY | 1,294 |
| 23 | KYD062951801 | GREEN RIVER STEEL CORPORATION | OWENSBORO | 1,221 |
| 24 | KYD981027469 | SAFETY-KLEEN CORP. (-4-090-01) | LEXINGTON | 1,189 |
| 25 | KYD071315899 | FORD MOTOR COMPANY-LOU. ASSEMBLY PLANT | LOUISVILLE | 1,078 |
| 26 | KYD985097088 | BROWNING FERRIS INDUSTRIES | LOUISVILLE | 1,067 |
| 27 | KYD981471279 | TOPY CORPORATION | FRANKFORT | 994 |
| 28 | KYD070814033 | AKZO NOBEL RESINS | LOUISVILLE | 883 |
| 29 | KYD049064017 | KEN DEC INC. | HORSE CAVE | 862 |
| 30 | KYD981753197 | AMBRAKE CORPORATION | ELIZABETHTOWN | 857 |
| 31 | KYD062979158 | POLYKEN TECHNOLOGIES | FRANKLIN | 822 |
| 32 | KYD006377030 | SOUTHERN GRAPHIC SYSTEMS INC. | LOUISVILLE | 809 |
| 33 | KYD053350229 | VANDERBILT CHEMICAL CORPORATION | MURRAY | 782 |
| 34 | KYD045738127 | TRINITY INDUSTRIES, INC. | ELIZABETHTOWN | 770 |
| 35 | KYD058691031 | COMMONWEALTH ALUMINUM CORPORATION | LEWISPORT | 746 |
| 36 | KYD005009923 | CALGON CARBON CORPORATION | CATLETTSBURG | 725 |
| 37 | KYD985072156 | WORLDSOURCE COIL COATING, INC. | HAWESVILLE | 656 |
| 38 | KYD054272554 | TECUMSEH PRODUCTS COMPANY | SOMERSET | 593 |
| 39 | KYD045735305 | FLORIDA TILE INDUSTRIES INC. | LAWRENCEBURG | 586 |
| 40 | KYD070219571 | YUASA-EXIDE, INC. | RICHMOND | 574 |
| 41 | KYD981753155 | VMV ENTERPRISES | PADUCAH | 530 |
| 42 | KYD981027451 | SAFETY-KLEEN CORP. (4-075-01) | ASHLAND | 527 |
| 43 | KYD045739471 | AMERICAN GREETINGS CORPORATION | CORBIN | 517 |
| 44 | KYD049465255 | INCO ALLOYS INTERNATIONAL, INC. | CATLETTSBURG | 514 |
| 45 | KYD066899766 | ATR WIRE & CABLE CO INC | DANVILLE | 499 |
| 46 | KYD005013032 | AK STEEL CORPORATION ( COKE PLANT) | ASHLAND | 469 |
| 47 | KYD981029457 | EXCEL MANUFACTURING OF KENTUCKY | FULTON | 464 |
| 48 | KYD006399000 | OSRAM SYLVANIA INC. | VERSAILLES | 439 |
| 49 | KYD006372502 | BOYLES GALVANIZING CO. | LOUISVILLE | 438 |
| 50 | KYD006375414 | UNITED CATALYST INC., WEST PLT | LOUISVILLE | 436 |
| TOTAL | | | | 202,794 |

NOTE: COLUMNS MAY NOT SUM DUE TO ROUNDING.
STATE MAY HAVE FEWER THAN FIFTY SHIPPERS.

# KENTUCKY

## 1995 WASTE RECEIPTS

16 NUMBER OF RCRA HAZARDOUS WASTE RECEIVERS: 13

17 QUANITIY OF RCRA HAZARDOUS WASTE RECEIVED: 122,863 TONS

18 FIFTY LARGEST RCRA HAZARDOUS WASTE RECEIVERS, 1995

| RANK | EPA ID | SITE NAME | CITY | QUANTITY RECEIVED (TONS) |
|---|---|---|---|---|
| 1 | KYD053348108 | SAFETY-KLEEN CORP. | SMITHFIELD | 60,319 |
| 2 | KYD088438817 | LWD INC CALVERT CITY | CALVERT CITY | 35,454 |
| 3 | KYD985073196 | LWD SANITARY LANDFILL, INC. | CALVERT CITY | 8,745 |
| 4 | KYD059568220 | KENTUCKY SOLITE CORPORATION | BROOKS | 8,469 |
| 5 | KYD000770313 | ENVIRONMENTAL CONSERVATION SYSTEMS, INC. | BROOKS | 6,949 |
| 6 | KYD000821942 | MIDWEST ENVIRONMENTAL SERVICES, INC. | LOUISVILLE | 1,513 |
| 7 | KYD981027469 | SAFETY-KLEEN CORP. (-4-090-01) | LEXINGTON | 778 |
| 8 | KYD981027451 | SAFETY-KLEEN CORP. (4-075-01) | ASHLAND | 444 |
| 9 | KYD006396246 | OLIN CORPORATION | BRANDENBURG | 160 |
| 10 | KYD006373922 | ELF ATOCHEM NORTH AMERICA | CARROLLTON | 25 |
| 11 | KYD980840029 | UNIVERSITY OF LOUISVILLE | LOUISVILLE | 4 |
| 12 | KYD042593368 | VAN WATERS & ROGERS, INC. | LOUISVILLE | 2 |
| 13 | KYD000830851 | UNIVERSITY OF KENTUCKY | LEXINGTON | 0 |
| TOTAL | | | | 122,863 |

NOTE: COLUMNS MAY NOT SUM DUE TO ROUNDING.
STATE MAY HAVE FEWER THAN FIFTY FACILITIES THAT RECEIVED WASTE.

## KENTUCKY

### 1995 WASTE RECEIPTS, CONTINUED

19 QUANTITY OF RCRA HAZARDOUS WASTE MANAGED, BY MANGEMENT METHOD, LIMITED TO WASTE RECEIVED FROM OFFSITE, 1995

| MANAGEMENT METHOD | SYSTEM TYPE CODE | QUANTITY MANAGED (TONS) | PERCENTAGE OF QUANTITY | NUMBER OF FACILITIES | PERCENTAGE OF FACILITIES |
|---|---|---|---|---|---|
| SOLVENTS RECOVERY | M021-M029 | 1,284 | 1.2 | 1 | 10.0 |
| INCINERATION | M041-M049 | 35,479 | 33.6 | 3 | 30.0 |
| ENERGY RECOVERY (REUSE AS FUEL) | M051-M059 | 8,469 | 8.0 | 1 | 10.0 |
| FUEL BLENDING | M061 | 56,937 | 53.9 | 3 | 30.0 |
| STABILIZATION | M111-M119 | 2,320 | 2.2 | 1 | 10.0 |
| OTHER TREATMENT | M121-M129 | 1,078 | 1.0 | 2 | 20.0 |
| TOTAL | | 105,566 | 100.0 | 10 | |

20 MANAGEMENT METHOD, BY QUANTITY OF RCRA HAZARDOUS WASTE MANAGED, LIMITED TO WASTE RECEIVED FROM OFFSITE, 1995

| MANAGEMENT METHOD | SYSTEM TYPE CODE | QUANTITY MANAGED (TONS) | PERCENTAGE OF QUANTITY | NUMBER OF FACILITIES | PERCENTAGE OF FACILITIES |
|---|---|---|---|---|---|
| FUEL BLENDING | M061 | 56,937 | 53.9 | 3 | 30.0 |
| INCINERATION | M041-M049 | 35,479 | 33.6 | 3 | 30.0 |
| ENERGY RECOVERY (REUSE AS FUEL) | M051-M059 | 8,469 | 8.0 | 1 | 10.0 |
| STABILIZATION | M111-M119 | 2,320 | 2.2 | 1 | 10.0 |
| SOLVENTS RECOVERY | M021-M029 | 1,284 | 1.2 | 1 | 10.0 |
| OTHER TREATMENT | M121-M129 | 1,078 | 1.0 | 2 | 20.0 |
| TOTAL | | 105,566 | 100.0 | 10 | |

NOTE: QUANTITY MANAGED ONLY BY STORAGE IS EXCLUDED.
FACILITIES WITH ONLY STORAGE UNITS ARE EXCLUDED.
COLUMNS MAY NOT SUM DUE TO ROUNDING.
COLUMNS MAY NOT SUM TO TOTAL BECAUSE FACILITIES MAY HAVE MULTIPLE HANDLING METHODS.

# KENTUCKY

## 1995 WASTE RECEIPTS, CONTINUED

21 MANAGEMENT METHOD AND QUANTITY OF RCRA HAZARDOUS WASTE MANAGED, BY NUMBER OF FACILITIES, LIMITED TO WASTE RECEIVED FROM OFF SITE, 1995

| MANAGEMENT METHOD | SYSTEM TYPE CODE | QUANTITY MANAGED (TONS) | PERCENTAGE OF QUANTITY | NUMBER OF FACILITIES | PERCENTAGE OF FACILITIES |
|---|---|---|---|---|---|
| INCINERATION | M041-M049 | 35,479 | 33.6 | 3 | 30.0 |
| FUEL BLENDING | M061 | 56,937 | 53.9 | 3 | 30.0 |
| OTHER TREATMENT | M121-M129 | 1,078 | 1.0 | 2 | 20.0 |
| SOLVENTS RECOVERY | M021-M029 | 1,284 | 1.2 | 1 | 10.0 |
| ENERGY RECOVERY (REUSE AS FUEL) | M051-M059 | 8,469 | 8.0 | 1 | 10.0 |
| STABILIZATION | M111-M119 | 2,320 | 2.2 | 1 | 10.0 |
| TOTAL | | 105,566 | 100.0 | 10 | |

NOTE: QUANTITY MANAGED ONLY BY STORAGE IS EXCLUDED.
FACILITIES WITH ONLY STORAGE UNITS ARE EXCLUDED.
COLUMNS MAY NOT SUM DUE TO ROUNDING.
COLUMNS MAY NOT SUM TO TOTAL BECAUSE FACILITIES MAY HAVE MULTIPLE HANDLING METHODS.

## KENTUCKY

### 1995 IMPORTS AND EXPORTS

| | | | |
|---|---|---|---|
| 22 | QUANTITY OF RCRA HAZARDOUS WASTE IMPORTED: | 87,682 | TONS |
| 23 | QUANTITY OF RCRA HAZARDOUS WASTE EXPORTED: | 188,344 | TONS |

# LOUISIANA

## 1995 WASTE GENERATION

1 NUMBER OF RCRA LARGE QUANTITY GENERATORS (LQGS): 359

2 QUANTITY OF RCRA HAZARDOUS WASTE GENERATED: 15,469,654

3 FIFTY LARGEST RCRA HAZARDOUS WASTE GENERATORS IN THE STATE, 1995

| RANK | EPA ID | SITE NAME | CITY | TOTAL GENERATED (TONS) |
|---|---|---|---|---|
| 1 | LAD041581422 | UNION CARBIDE CORP. TAFT PLANT | TAFT | 3,564,281 |
| 2 | LAD008187080 | DOW CHEMICAL COMPANY LOUISIANA DIVISION | PLAQUEMINE | 2,115,656 |
| 3 | LAD008175390 | CYTEC INDUSTRIES INC. | WAGGAMAN | 1,743,006 |
| 4 | LAD008213191 | RUBICON INC | GEISMAR | 1,484,310 |
| 5 | LAD010395127 | ROLLINS ENVIRONMENTAL SERVICES (LA) INC. | BATON ROUGE | 1,272,394 |
| 6 | LAD000812818 | EXXON CHEMICAL AMERICAS | BATON ROUGE | 1,151,719 |
| 7 | LAD001700756 | MONSANTO COMPANY LULING PLANT | LULING | 816,789 |
| 8 | LAD020877361 | COSMAR COMPANY | CARVILLE | 649,996 |
| 9 | LAD001890367 | E.I. DUPONT DE NEMOURS & CO., INC. | LAPLACE | 507,362 |
| 10 | LAD040776809 | BASF CORPORATION | GEISMAR | 466,796 |
| 11 | LAD008080681 | OLIN CORPORATION | WESTLAKE | 314,181 |
| 12 | LA4800014587 | US NASA/MARTIN MARIETTA | NEW ORLEANS | 262,847 |
| 13 | LAD053783445 | CIBA-GEIGY CORPORATION | ST. GABRIEL | 188,760 |
| 14 | LAD008080350 | CITGO PETROLEUM CORPORATION | LAKE CHARLES | 112,988 |
| 15 | LAD020597597 | ANGUS CHEMICAL COMPANY | STERLINGTON | 106,295 |
| 16 | LAD000777201 | CHEMICAL WASTE MANAGEMENT | SULPHUR | 103,433 |
| 17 | LAD050901669 | NALCO CHEMICAL COMPANY | GARYVILLE | 77,797 |
| 18 | LAD985185149 | LOUISIANA PIGMENT COMPANY, L.P. | WESTLAKE | 59,870 |
| 19 | LAD099393225 | CALCASIEU REFINING CO. | LAKE CHARLES | 56,262 |
| 20 | LAD000618256 | CECOS INTERNATIONAL | WESTLAKE | 50,613 |
| 21 | LAD008086506 | PPG INDUSTRIES, INC. | WESTLAKE | 41,153 |
| 22 | LAD057117434 | GEORGIA GULF CORPORATION | PLAQUEMINE | 40,497 |
| 23 | LAD990683716 | CONOCO, INC. | WESTLAKE | 35,435 |
| 24 | LAD079464095 | LAIDLAW ENVIRONMENTAL SERVICES | RAYNE | 22,281 |
| 25 | LAD980622104 | SHELL CHEMICAL CO. SHELL CHEMICAL PLANT | NORCO | 21,344 |
| 26 | LAD008184137 | SCHYLKILL METALS CORPORATION | BATON ROUGE | 21,243 |
| 27 | LAD086478047 | VISTA CHEMICAL COMPANY-LCCC | WESTLAKE | 15,367 |
| 28 | LAD008179707 | MOBILE OIL COMPANY CHALMETTE REFINERY | CHALMETTE | 15,347 |
| 29 | LAD041224932 | FORMOSA PLASTICS CORPORATION | BATON ROUGE | 11,433 |
| 30 | LAD070672605 | DSI TRASPORTS, INC. | BATON ROUGE | 10,267 |
| 31 | LAD094919339 | BAYOU STEEL CORPORATION | LAPLACE | 9,851 |
| 32 | LAD000778381 | EXXON CHEMICAL CO B.R. PLASTICS PLANT | BATON ROUGE | 9,791 |
| 33 | LAD058530510 | GNB TECHNOLOGIES | SHREVEPORT | 8,273 |
| 34 | LAD062662887 | EXXON COMPANY USA BATON ROUGE REFINERY | BATON ROUGE | 6,615 |
| 35 | LAD010388254 | UNIFAB | NEW IBERIA | 6,175 |
| 36 | LAD092681824 | VULCAN CHEMICALS GEISMAR, LA. | GEISMAR | 5,816 |
| 37 | LAD055018717 | HALL-BUCK MARINE | BATON ROUGE | 5,165 |
| 38 | LAD981057706 | MARINE SHALE PROCESSORS, INC. | AMELIA | 5,143 |
| 39 | LAD008194060 | UNIROYAL CHEMICAL COMPANY, INC. | GEISMAR | 4,635 |
| 40 | LAD008161234 | RHONE-POULENC, INC. BATON ROUGE PLANT | BATON ROUGE | 4,074 |
| 41 | LAD010390599 | WESTVACO CORPORATION | DERIDDER | 4,063 |
| 42 | LAD062119771 | AFCO INDUSTRIES, INC. | ALEXANDRIA | 3,974 |
| 43 | LAR000005926 | CXY CHEMICALS, U.S.A. | HAHNVILLE | 3,961 |
| 44 | LAD081999724 | MARATHON OIL COMPANY | GARYVILLE | 3,851 |
| 45 | LAD065470916 | WITCO TAFT | TAFT | 3,512 |
| 46 | LAD000618298 | CECOS INTERNATIONAL, INC. | LIVINGSTON | 3,121 |
| 47 | LAD982560955 | LAROCHE INDUSTRIES INC. GRAMERCY FACILIT | GRAMERCY | 3,032 |
| 48 | LAD980870794 | T.T. BARGE CLEANING, MILE183, INC. | MODESTE | 2,672 |
| 49 | LAD098598360 | WESTSIDE GALVANIZING | PORT ALLEN | 2,172 |
| 50 | LAD056024391 | BP OIL COMPANY- ALLIANCE REFINERY | BELLE CHASSE | 1,990 |
| TOTAL | | | | 15,437,610 |

NOTE: STATE MAY HAVE FEWER THAN FIFTY GENERATORS.

## LOUISIANA

### 1995 WASTE GENERATION, CONTINUED

4 QUANTITIES OF WASTE GENERATED IN 1995 THAT WERE

- REPORTED WITH ONLY CHARACTERISTIC WASTE CODES
- REPORTED WITH ONLY LISTED WASTE CODES
- REPORTED WITH BOTH CHARACTERISTIC AND LISTED WASTE CODES

| WASTE HAS ONLY CHARACTERISTIC CODES | TONS OF WASTE GENERATED | WASTE HAS ONLY LISTED CODES | TONS OF WASTE GENERATED | WASTE HAS BOTH CHARACTERISTIC AND LISTED CODES | TONS OF WASTE GENERATED |
|---|---|---|---|---|---|
| ONLY IGNITABLE | 74,537 | ONLY AN F CODE | 208,610 | | |
| ONLY CORROSIVE | 2,682,931 | ONLY A K CODE | 506,070 | | |
| ONLY REACTIVE | 75,833 | ONLY A P CODE | 18 | | |
| ONLY D004-17 | 309,661 | ONLY A U CODE | 1,870,873 | | |
| ONLY D018-43 | 4,303,502 | | | | |
| HAS MORE THAN ONE CHARACTERISTIC CODE | 2,769,523 | HAS MORE THAN ONE LISTED CODE | 456,532 | | |
| TOTAL | 10,215,987 | TOTAL | 3,042,104 | TOTAL CHAR. AND LISTED | 2,211,521 |

5 QUANTITIES OF WASTE GENERATED IN 1995 THAT WERE MULTIPLY CODED

| WASTE HAS ONLY CHARACTERISTIC CODES BUT MORE THAN ONE APPLIES | TONS OF WASTE GENERATED | ONLY LISTED CODES BUT HAS MORE THAN ONE | TONS OF WASTE GENERATED | BOTH CHAR. & LISTED CODES | TONS OF WASTE GENERAT |
|---|---|---|---|---|---|
| HAS IGNITABLE CODE | 1,571,061 | | | IGN. W/ AT LEAST 1 LSTD | 121,4 |
| HAS CORROSIVE CODE | 1,688,461 | | | CORR. W/ AT LEAST 1 LSTD | 58,6 |
| HAS REACTIVE CODE | 2,293,681 | | | REACT. W/ AT LEAST 1 LSTD | 1 |
| HAS D004-D017 CODE | 1,289,664 | | | D004-17 W/ AT LEAST 1 LSTD | 1,493,6 |
| HAS D018-D043 CODE | 2,628,867 | | | D018-43 W/ AT LEAST 1 LSTD | 2,087,0 |
| | | HAS AN F CODE | 140,869 | F WASTE W/ AT LEAST 1 CHAR | 1,612,2 |
| | | HAS A K CODE | 455,122 | K WASTE W/ AT LEAST 1 CHAR | 2,115,3 |
| | | HAS A P CODE | 2,049 | P WASTE W/ AT LEAST 1 CHAR | 51,5 |
| | | HAS A U CODE | 319,082 | U WASTE W/ AT LEAST 1 CHAR | 1,521,5 |
| TOTAL | 2,769,523 | TOTAL | 456,532 | TOTAL | 2,211,5 |

NOTE: COLUMNS DO NOT SUM TO TOTAL BECAUSE A WASTE CODE MAY APPLY TO MORE THAN ONE WASTE.
MIXTURES WITH IGNITABLE, CORROSIVE, REACTIVE, D004-17, AND D018-43 CHARACTERISTIC CODES ALSO MAY CONTAIN OTHER CHARACTERISTIC WASTE CODES.
SIMILARLY, WASTES WITH F,K,P, AND U LISTED CODES MAY HAVE OTHER LISTED WASTE CODES.

# LOUISIANA

## 1995 WASTE MANAGEMENT

6 NUMBER OF RCRA TSD FACILITIES: 74

7 QUANITY OF RCRA HAZARDOUS WASTE MANAGED: 14,498,887 TONS

8 FIFTY LARGEST RCRA HAZARDOUS WASTE MANAGEMENT FACILITIES, 1995

| RANK | EPA ID | SITE NAME | CITY | TONS OF WASTE MANAGED |
|---|---|---|---|---|
| 1 | LAD041581422 | UNION CARBIDE CORP. TAFT PLANT | TAFT | 3,563,283 |
| 2 | LAD008175390 | CYTEC INDUSTRIES INC. | WAGGAMAN | 3,485,802 |
| 3 | LAD008187080 | DOW CHEMICAL COMPANY LOUISIANA DIVISION | PLAQUEMINE | 2,116,213 |
| 4 | LAD010395127 | ROLLINS ENVIRONMENTAL SERVICES (LA) INC. | BATON ROUGE | 1,301,012 |
| 5 | LAD001890367 | E.I. DUPONT DE NEMOURS & CO., INC. | LAPLACE | 1,005,850 |
| 6 | LAD001700756 | MONSANTO COMPANY LULING PLANT | LULING | 816,339 |
| 7 | LAD040776809 | BASF CORPORATION | GEISMAR | 468,236 |
| 8 | LAD053783445 | CIBA-GEIGY CORPORATION | ST. GABRIEL | 371,468 |
| 9 | LAD008080681 | OLIN CORPORATION | WESTLAKE | 315,293 |
| 10 | LA4800014587 | US NASA/MARTIN MARIETTA | NEW ORLEANS | 261,175 |
| 11 | LAD000777201 | CHEMICAL WASTE MANAGEMENT | SULPHUR | 174,363 |
| 12 | LAD008080350 | CITGO PETROLEUM CORPORATION | LAKE CHARLES | 111,554 |
| 13 | LAD020597597 | ANGUS CHEMICAL COMPANY | STERLINGTON | 106,063 |
| 14 | LAD050901669 | NALCO CHEMICAL COMPANY | GARYVILLE | 77,688 |
| 15 | LAD981057706 | MARINE SHALE PROCESSORS, INC. | AMELIA | 75,662 |
| 16 | LAD000618256 | CECOS INTERNATIONAL | WESTLAKE | 58,419 |
| 17 | LAD057117434 | GEORGIA GULF CORPORATION | PLAQUEMINE | 39,207 |
| 18 | LAD079464095 | LAIDLAW ENVIRONMENTAL SERVICES | RAYNE | 31,821 |
| 19 | LAD008161234 | RHONE-POULENC, INC. BATON ROUGE PLANT | BATON ROUGE | 24,442 |
| 20 | LAD980622104 | SHELL CHEMICAL CO. SHELL CHEMICAL PLANT | NORCO | 20,981 |
| 21 | LAD000778514 | ROLLINS ENVIRONMENTAL SERV OF LA. INC. | PLAQUEMINE | 20,897 |
| 22 | LAD008213191 | RUBICON INC | GEISMAR | 19,599 |
| 23 | LAD008179707 | MOBILE OIL COMPANY CHALMETTE REFINERY | CHALMETTE | 15,018 |
| 24 | LAD092681824 | VULCAN CHEMICALS GEISMAR, LA. | GEISMAR | 5,066 |
| 25 | LAD010390599 | WESTVACO CORPORATION | DERIDDER | 3,853 |
| 26 | LAD081999724 | MARATHON OIL COMPANY | GARYVILLE | 3,305 |
| 27 | LAD980622161 | CATALYST RECOVERY OF LA, INC. | LAFAYETTE | 2,703 |
| 28 | LAD981514441 | ECOVA CORPORATION | LAKE CHARLES | 1,850 |
| 29 | LAD089841902 | SAFETY-KLEEN CORPORATION | KENNER | 525 |
| 30 | LAD981057441 | SAFETY-KLEEN CORP | PINEVILLE | 463 |
| 31 | LAD981513021 | X-RAY UNLIMITED, INC. | LAKE CHARLES | 232 |
| 32 | LAD034199802 | CHEVRON CHEMICAL COMPANY- BELLE CHASSE | BELLE CHASSE | 205 |
| 33 | LA0000365668 | LAMP RECYCLERS OF LOUISIANA, INC | HAMMOND | 161 |
| 34 | LAD981055791 | LAIDLAW ENVIRONMENTAL SVCS. INC | COLFAX | 87 |
| 35 | LAD062662887 | EXXON COMPANY USA BATON ROUGE REFINERY | BATON ROUGE | 22 |
| 36 | LA0213820533 | LOUISIANA ARMY AMMUNITION PLANT | DOYLINE | 18 |
| 37 | LAD081651119 | CUSTOM LABELS, INC. | BOSSIER CITY | 9 |
| 38 | LAD059130831 | DSM COPOLYMER, INC.- ADDIS PLANT | ADDIS | 1 |
| 39 | LA0214022725 | U.S. ARMY FORT POLK | FORT POLK | 0 |
| 40 | LAD000778381 | EXXON CHEMICAL CO B.R. PLASTICS PLANT | BATON ROUGE | 0 |
| 41 | LAD008086506 | PPG INDUSTRIES, INC. | WESTLAKE | 0 |
| 42 | LAD008194060 | UNIROYAL CHEMICAL COMPANY, INC. | GEISMAR | 0 |
| 43 | LAD056024391 | BP OIL COMPANY- ALLIANCE REFINERY | BELLE CHASSE | 0 |
| 44 | LAD069524981 | DURAWOOD TREATING COMPANY | ALEXANDRIA | 0 |
| 45 | LAD086478047 | VISTA CHEMICAL COMPANY-LCCC | WESTLAKE | 0 |
| TOTAL | | | | 14,498,887 |

NOTE: COLUMNS MAY NOT SUM DUE TO ROUNDING.
STATE MAY HAVE FEWER THAN FIFTY FACILITIES THAT MANAGED WASTE.
QUANTITY MANAGED ONLY BY STORAGE IS EXCLUDED.

## LOUISIANA

### 1995 WASTE MANAGEMENT, CONTINUED

9 QUANTITY OF RCRA HAZARDOUS WASTE MANAGED BY MANAGEMENT METHOD, 1995

| MANAGEMENT METHOD | SYSTEM TYPE CODE | QUANTITY MANAGED (TONS) | PERCENTAGE OF QUANTITY | NUMBER OF FACILITIES | PERCENTAGE OF FACILITIES |
|---|---|---|---|---|---|
| METALS RECOVERY (FOR REUSE) | M011-M019 | 393 | .0 | 2 | 5.1 |
| SOLVENTS RECOVERY | M021-M029 | 38 | .0 | 4 | 10.3 |
| OTHER RECOVERY | M031-M039 | 62,271 | .4 | 5 | 12.8 |
| INCINERATION | M041-M049 | 2,190,417 | 15.1 | 10 | 25.6 |
| ENERGY RECOVERY (REUSE AS FUEL) | M051-M059 | 147,929 | 1.0 | 10 | 25.6 |
| FUEL BLENDING | M061 | 31,821 | .2 | 1 | 2.6 |
| AQUEOUS INORGANIC TREATMENT | M071-M079 | 625,236 | 4.3 | 2 | 5.1 |
| AQUEOUS ORGANIC TREATMENT | M081-M089 | 3,836,183 | 26.5 | 4 | 10.3 |
| AQUEOUS ORGANIC AND INORGANIC TREATMENT | M091-M099 | 670,294 | 4.6 | 2 | 5.1 |
| SLUDGE TREATMENT | M101-M109 | 10 | .0 | 1 | 2.6 |
| STABILIZATION | M111-M119 | 2,672 | .0 | 1 | 2.6 |
| OTHER TREATMENT | M121-M129 | 4,316,684 | 29.8 | 14 | 35.9 |
| LAND TREATMENT / APPLICATION / FARMING | M131 | 875 | .0 | 1 | 2.6 |
| LANDFILL | M132 | 176,330 | 1.2 | 3 | 7.7 |
| DEEPWELL / UNDERGROUND INJECTION | M134 | 2,437,716 | 16.8 | 6 | 15.4 |
| OTHER DISPOSAL SPECIFIED IN COMMENTS | M137 | 18 | .0 | 1 | 2.6 |
| TOTAL | | 14,498,887 | 100.0 | 39 | |

10 MANAGEMENT METHOD, BY QUANTITY OF RCRA HAZARDOUS WASTE MANAGED, 1995

| MANAGEMENT METHOD | SYSTEM TYPE CODE | QUANTITY MANAGED (TONS) | PERCENTAGE OF QUANTITY | NUMBER OF FACILITIES | PERCENTAGE OF FACILITIES |
|---|---|---|---|---|---|
| OTHER TREATMENT | M121-M129 | 4,316,684 | 29.8 | 14 | 35.9 |
| AQUEOUS ORGANIC TREATMENT | M081-M089 | 3,836,183 | 26.5 | 4 | 10.3 |
| DEEPWELL / UNDERGROUND INJECTION | M134 | 2,437,716 | 16.8 | 6 | 15.4 |
| INCINERATION | M041-M049 | 2,190,417 | 15.1 | 10 | 25.6 |
| AQUEOUS ORGANIC AND INORGANIC TREATMENT | M091-M099 | 670,294 | 4.6 | 2 | 5.1 |
| AQUEOUS INORGANIC TREATMENT | M071-M079 | 625,236 | 4.3 | 2 | 5.1 |
| LANDFILL | M132 | 176,330 | 1.2 | 3 | 7.7 |
| ENERGY RECOVERY (REUSE AS FUEL) | M051-M059 | 147,929 | 1.0 | 10 | 25.6 |
| OTHER RECOVERY | M031-M039 | 62,271 | .4 | 5 | 12.8 |
| FUEL BLENDING | M061 | 31,821 | .2 | 1 | 2.6 |
| STABILIZATION | M111-M119 | 2,672 | .0 | 1 | 2.6 |
| LAND TREATMENT / APPLICATION / FARMING | M131 | 875 | .0 | 1 | 2.6 |
| METALS RECOVERY (FOR REUSE) | M011-M019 | 393 | .0 | 2 | 5.1 |
| SOLVENTS RECOVERY | M021-M029 | 38 | .0 | 4 | 10.3 |
| OTHER DISPOSAL SPECIFIED IN COMMENTS | M137 | 18 | .0 | 1 | 2.6 |
| SLUDGE TREATMENT | M101-M109 | 10 | .0 | 1 | 2.6 |
| TOTAL | | 14,498,887 | 100.0 | 39 | |

NOTE: QUANTITY MANAGED ONLY BY STORAGE IS EXCLUDED.
FACILITIES WITH ONLY STORAGE UNITS ARE EXCLUDED.
COLUMNS MAY NOT SUM DUE TO ROUNDING.
COLUMNS MAY NOT SUM TO TOTAL BECAUSE FACILITIES MAY HAVE MULTIPLE HANDLING METHODS.

# LOUISIANA

## 1995 WASTE MANAGEMENT, CONTINUED

11 MANAGEMENT METHOD AND QUANTITY OF RCRA HAZARDOUS WASTE MANAGED BY NUMBER OF FACILITIES, 1995

| MANAGEMENT METHOD | SYSTEM TYPE CODE | QUANTITY MANAGED (TONS) | PERCENTAGE OF QUANTITY | NUMBER OF FACILITIES | PERCENTAGE OF FACILITIES |
|---|---|---|---|---|---|
| OTHER TREATMENT | M121-M129 | 4,316,684 | 29.8 | 14 | 35.9 |
| INCINERATION | M041-M049 | 2,190,417 | 15.1 | 10 | 25.6 |
| ENERGY RECOVERY (REUSE AS FUEL) | M051-M059 | 147,929 | 1.0 | 10 | 25.6 |
| DEEPWELL / UNDERGROUND INJECTION | M134 | 2,437,716 | 16.8 | 6 | 15.4 |
| OTHER RECOVERY | M031-M039 | 62,271 | .4 | 5 | 12.8 |
| SOLVENTS RECOVERY | M021-M029 | 38 | .0 | 4 | 10.3 |
| AQUEOUS ORGANIC TREATMENT | M081-M089 | 3,836,183 | 26.5 | 4 | 10.3 |
| LANDFILL | M132 | 176,330 | 1.2 | 3 | 7.7 |
| METALS RECOVERY (FOR REUSE) | M011-M019 | 393 | .0 | 2 | 5.1 |
| AQUEOUS INORGANIC TREATMENT | M071-M079 | 625,236 | 4.3 | 2 | 5.1 |
| AQUEOUS ORGANIC AND INORGANIC TREATMENT | M091-M099 | 670,294 | 4.6 | 2 | 5.1 |
| FUEL BLENDING | M061 | 31,821 | .2 | 1 | 2.6 |
| SLUDGE TREATMENT | M101-M109 | 10 | .0 | 1 | 2.6 |
| STABILIZATION | M111-M119 | 2,672 | .0 | 1 | 2.6 |
| LAND TREATMENT / APPLICATION / FARMING | M131 | 875 | .0 | 1 | 2.6 |
| OTHER DISPOSAL SPECIFIED IN COMMENTS | M137 | 18 | .0 | 1 | 2.6 |
| TOTAL | | 14,498,887 | 100.0 | 39 | |

NOTE: QUANTITY MANAGED ONLY BY STORAGE IS EXCLUDED.
FACILITIES WITH ONLY STORAGE UNITS ARE EXCLUDED.
COLUMNS MAY NOT SUM DUE TO ROUNDING.
COLUMNS MAY NOT SUM TO TOTAL BECAUSE FACILITIES MAY HAVE MULTIPLE HANDLING METHODS.

12 QUANTITY AND PERCENTAGE OF RCRA HAZARDOUS WASTEWATER AND NON-WASTEWATER MANAGED IN 1995

| MANAGEMENT TYPE | TONS MANAGED | PERCENTAGE |
|---|---|---|
| WASTEWATER | 13,979,113 | 96.4 |
| NON-WASTEWATER | 519,774 | 3.6 |
| TOTAL | 14,498,887 | 100.0 |

## LOUISIANA

### 1995 WASTE SHIPMENTS

13 NUMBER OF RCRA HAZARDOUS WASTE SHIPPERS: 360

14 QUANITIY OF RCRA HAZARDOUS WASTE SHIPPED: 248,802 TONS

15 FIFTY LARGEST RCRA HAZARDOUS WASTE SHIPPERS, 1995

| RANK | EPA ID | SITE NAME | CITY | QUANTITY SHIPPED (TONS) |
|---|---|---|---|---|
| 1 | LAD000777201 | CHEMICAL WASTE MANAGEMENT | SULPHUR | 33,945 |
| 2 | LAD079464095 | LAIDLAW ENVIRONMENTAL SERVICES | RAYNE | 22,281 |
| 3 | LAD086478047 | VISTA CHEMICAL COMPANY-LCCC | WESTLAKE | 15,367 |
| 4 | LAD041224932 | FORMOSA PLASTICS CORPORATION | BATON ROUGE | 11,433 |
| 5 | LAD070672605 | DSI TRASPORTS, INC. | BATON ROUGE | 10,267 |
| 6 | LAD990683716 | CONOCO, INC. | WESTLAKE | 9,892 |
| 7 | LAD094919339 | BAYOU STEEL CORPORATION | LAPLACE | 9,851 |
| 8 | LAD000812818 | EXXON CHEMICAL AMERICAS | BATON ROUGE | 9,338 |
| 9 | LAD008086506 | PPG INDUSTRIES, INC. | WESTLAKE | 8,466 |
| 10 | LAD058530510 | GNB TECHNOLOGIES | SHREVEPORT | 8,273 |
| 11 | LAD008213191 | RUBICON INC | GEISMAR | 6,905 |
| 12 | LAD062662887 | EXXON COMPANY USA BATON ROUGE REFINERY | BATON ROUGE | 6,595 |
| 13 | LAD010388254 | UNIFAB | NEW IBERIA | 6,161 |
| 14 | LAD055018717 | HALL-BUCK MARINE | BATON ROUGE | 5,165 |
| 15 | LAD981057706 | MARINE SHALE PROCESSORS, INC. | AMELIA | 5,143 |
| 16 | LAD008194060 | UNIROYAL CHEMICAL COMPANY, INC. | GEISMAR | 4,635 |
| 17 | LAR000005926 | CXY CHEMICALS, U.S.A. | HAHNVILLE | 3,961 |
| 18 | LAD010395127 | ROLLINS ENVIRONMENTAL' SERVICES (LA) INC. | BATON ROUGE | 3,496 |
| 19 | LAD000618298 | CECOS INTERNATIONAL, INC. | LIVINGSTON | 3,121 |
| 20 | LAD982560955 | LAROCHE INDUSTRIES INC. GRAMERCY FACILIT | GRAMERCY | 3,032 |
| 21 | LAD020877361 | COSMAR COMPANY | CARVILLE | 2,721 |
| 22 | LAD980870794 | T.T. BARGE CLEANING, MILE183, INC. | MODESTE | 2,672 |
| 23 | LAD040776809 | BASF CORPORATION | GEISMAR | 2,450 |
| 24 | LAD098598360 | WESTSIDE GALVANIZING | PORT ALLEN | 2,173 |
| 25 | LAD056024391 | BP OIL COMPANY- ALLIANCE REFINERY | BELLE CHASSE | 1,990 |
| 26 | LAD008080681 | OLIN CORPORATION | WESTLAKE | 1,856 |
| 27 | LA4800014587 | US NASA/MARTIN MARIETTA | NEW ORLEANS | 1,709 |
| 28 | LAD008080350 | CITGO PETROLEUM CORPORATION | LAKE CHARLES | 1,435 |
| 29 | LAD008188583 | DELTECH CORPORATION | BATON ROUGE | 1,371 |
| 30 | LAD003913449 | BORDEN CHEMICALS & PLASTICS | GEISMAR | 1,368 |
| 31 | LAD981512627 | PURE SOLVE, INC. | PORT ALLEN | 1,359 |
| 32 | LAD053783445 | CIBA-GEIGY CORPORATION | ST. GABRIEL | 1,353 |
| 33 | LAD001890367 | E.I. DUPONT DE NEMOURS & CO., INC. | LAPLACE | 1,283 |
| 34 | LAD008161234 | RHONE-POULENC, INC. BATON ROUGE PLANT | BATON ROUGE | 1,272 |
| 35 | LAD000209700 | BROWNING-FERRIS INDTRS. CHEM. SERV. INC | BATON ROUGE | 1,258 |
| 36 | LAD000618256 | CECOS INTERNATIONAL | WESTLAKE | 1,241 |
| 37 | LAD981057441 | SAFETY-KLEEN CORP | PINEVILLE | 1,125 |
| 38 | LAD041581422 | UNION CARBIDE CORP. TAFT PLANT | TAFT | 1,109 |
| 39 | LAD008073439 | FIRESTONE SYNTHETIC RUBBER & LATEX CO. | SULPHUR | 1,091 |
| 40 | LAD057117434 | GEORGIA GULF CORPORATION | PLAQUEMINE | 1,051 |
| 41 | LAD065485146 | STAR ENTERPRISE LOUISIANA PLANT | UNION | 1,001 |
| 42 | LAD098168206 | OCCIDENTAL CHEMICAL CORP. | CONVENT | 951 |
| 43 | LAD008058471 | MURPHY OIL USA, INC MERAUX REFINERY | MERAUX | 885 |
| 44 | LAD000757286 | ALBEMARLE CORPORATION, PDC | BATON ROUGE | 842 |
| 45 | LAD089841902 | SAFETY-KLEEN CORPORATION | KENNER | 810 |
| 46 | LAD089317341 | GENERAL MOTORS CORP.- SHREVE. ASSEM PLNT | SHREVEPORT | 795 |
| 47 | LAD087721924 | LAIDLAW ENVIR. SERVICES RECOVERY, INC. | JENNINGS | 772 |
| 48 | LAD092681824 | VULCAN CHEMICALS GEISMAR, LA. | GEISMAR | 751 |
| 49 | LAD008186579 | SHELL OIL COMPANY | NORCO | 632 |
| 50 | LAD098167422 | PLAQUEMINE POINT SHIPYARD | SUNSHINE | 621 |
| TOTAL | | | | 227,278 |

NOTE: COLUMNS MAY NOT SUM DUE TO ROUNDING.
STATE MAY HAVE FEWER THAN FIFTY SHIPPERS.

# LOUISIANA

## 1995 WASTE RECEIPTS

16 NUMBER OF RCRA HAZARDOUS WASTE RECEIVERS: 17

17 QUANITIY OF RCRA HAZARDOUS WASTE RECEIVED: 289,874 TONS

18 FIFTY LARGEST RCRA HAZARDOUS WASTE RECEIVERS, 1995

| RANK | EPA ID | SITE NAME | CITY | QUANTITY RECEIVED (TONS) |
|---|---|---|---|---|
| 1 | LAD000777201 | CHEMICAL WASTE MANAGEMENT | SULPHUR | 106,021 |
| 2 | LAD981057706 | MARINE SHALE PROCESSORS, INC. | AMELIA | 75,662 |
| 3 | LAD010395127 | ROLLINS ENVIRONMENTAL SERVICES (LA) INC. | BATON ROUGE | 32,171 |
| 4 | LAD008161234 | RHONE-POULENC, INC. BATON ROUGE PLANT | BATON ROUGE | 21,630 |
| 5 | LAD000778514 | ROLLINS ENVIRONMENTAL SERV OF LA. INC. | PLAQUEMINE | 20,897 |
| 6 | LAD079464095 | LAIDLAW ENVIRONMENTAL SERVICES | RAYNE | 9,540 |
| 7 | LAD000618256 | CECOS INTERNATIONAL | WESTLAKE | 9,048 |
| 8 | LAD001890367 | E.I. DUPONT DE NEMOURS & CO., INC. | LAPLACE | 5,553 |
| 9 | LAD980622161 | CATALYST RECOVERY OF LA, INC. | LAFAYETTE | 2,703 |
| 10 | LAD053783445 | CIBA-GEIGY CORPORATION | ST. GABRIEL | 2,001 |
| 11 | LAD981514441 | ECOVA CORPORATION | LAKE CHARLES | 1,850 |
| 12 | LAD981057441 | SAFETY-KLEEN CORP | PINEVILLE | 1,032 |
| 13 | LAD008187080 | DOW CHEMICAL COMPANY LOUISIANA DIVISION | PLAQUEMINE | 869 |
| 14 | LAD089841902 | SAFETY-KLEEN CORPORATION | KENNER | 614 |
| 15 | LAD981513021 | X-RAY UNLIMITED, INC. | LAKE CHARLES | 116 |
| 16 | LAD981055791 | LAIDLAW ENVIRONMENTAL SVCS. INC | COLFAX | 87 |
| 17 | LA0000365668 | LAMP RECYCLERS OF LOUISIANA, INC | HAMMOND | 81 |
| TOTAL | | | | 289,874 |

NOTE: COLUMNS MAY NOT SUM DUE TO ROUNDING.
STATE MAY HAVE FEWER THAN FIFTY FACILITIES THAT RECEIVED WASTE.

## LOUISIANA

### 1995 WASTE RECEIPTS, CONTINUED

19 QUANTITY OF RCRA HAZARDOUS WASTE MANAGED, BY MANGEMENT METHOD, LIMITED TO WASTE RECEIVED FROM OFFSITE, 1995

| MANAGEMENT METHOD | SYSTEM TYPE CODE | QUANTITY MANAGED (TONS) | PERCENTAGE OF QUANTITY | NUMBER OF FACILITIES | PERCENTAGE OF FACILITIES |
|---|---|---|---|---|---|
| METALS RECOVERY (FOR REUSE) | M011-M019 | 197 | .1 | 2 | 11.8 |
| OTHER RECOVERY | M031-M039 | 19,609 | 6.9 | 2 | 11.8 |
| INCINERATION | M041-M049 | 41,806 | 14.6 | 6 | 35.3 |
| ENERGY RECOVERY (REUSE AS FUEL) | M051-M059 | 78,027 | 27.3 | 2 | 11.8 |
| FUEL BLENDING | M061 | 9,540 | 3.3 | 1 | 5.9 |
| STABILIZATION | M111-M119 | 78 | .0 | 1 | 5.9 |
| OTHER TREATMENT | M121-M129 | 4,226 | 1.5 | 5 | 29.4 |
| LANDFILL | M132 | 102,320 | 35.8 | 2 | 11.8 |
| DEEPWELL / UNDERGROUND INJECTION | M134 | 29,945 | 10.5 | 2 | 11.8 |
| TOTAL | | 285,748 | 100.0 | 17 | |

20 MANAGEMENT METHOD, BY QUANTITY OF RCRA HAZARDOUS WASTE MANAGED, LIMITED TO WASTE RECEIVED FROM OFFSITE, 1995

| MANAGEMENT METHOD | SYSTEM TYPE CODE | QUANTITY MANAGED (TONS) | PERCENTAGE OF QUANTITY | NUMBER OF FACILITIES | PERCENTAGE OF FACILITIES |
|---|---|---|---|---|---|
| LANDFILL | M132 | 102,320 | 35.8 | 2 | 11.8 |
| ENERGY RECOVERY (REUSE AS FUEL) | M051-M059 | 78,027 | 27.3 | 2 | 11.8 |
| INCINERATION | M041-M049 | 41,806 | 14.6 | 6 | 35.3 |
| DEEPWELL / UNDERGROUND INJECTION | M134 | 29,945 | 10.5 | 2 | 11.8 |
| OTHER RECOVERY | M031-M039 | 19,609 | 6.9 | 2 | 11.8 |
| FUEL BLENDING | M061 | 9,540 | 3.3 | 1 | 5.9 |
| OTHER TREATMENT | M121-M129 | 4,226 | 1.5 | 5 | 29.4 |
| METALS RECOVERY (FOR REUSE) | M011-M019 | 197 | .1 | 2 | 11.8 |
| STABILIZATION | M111-M119 | 78 | .0 | 1 | 5.9 |
| TOTAL | | 285,748 | 100.0 | 17 | |

NOTE: QUANTITY MANAGED ONLY BY STORAGE IS EXCLUDED.
FACILITIES WITH ONLY STORAGE UNITS ARE EXCLUDED.
COLUMNS MAY NOT SUM DUE TO ROUNDING.
COLUMNS MAY NOT SUM TO TOTAL BECAUSE FACILITIES MAY HAVE MULTIPLE HANDLING METHODS.

# LOUISIANA

## 1995 WASTE RECEIPTS, CONTINUED

21 MANAGEMENT METHOD AND QUANTITY OF RCRA HAZARDOUS WASTE MANAGED, BY NUMBER OF FACILITIES, LIMITED TO WASTE RECEIVED FROM OFF SITE, 1995

| MANAGEMENT METHOD | SYSTEM TYPE CODE | QUANTITY MANAGED (TONS) | PERCENTAGE OF QUANTITY | NUMBER OF FACILITIES | PERCENTAGE OF FACILITIES |
|---|---|---|---|---|---|
| INCINERATION | M041-M049 | 41,806 | 14.6 | 6 | 35.3 |
| OTHER TREATMENT | M121-M129 | 4,226 | 1.5 | 5 | 29.4 |
| METALS RECOVERY (FOR REUSE) | M011-M019 | 197 | .1 | 2 | 11.8 |
| OTHER RECOVERY | M031-M039 | 19,609 | 6.9 | 2 | 11.8 |
| ENERGY RECOVERY (REUSE AS FUEL) | M051-M059 | 78,027 | 27.3 | 2 | 11.8 |
| LANDFILL | M132 | 102,320 | 35.8 | 2 | 11.8 |
| DEEPWELL / UNDERGROUND INJECTION | M134 | 29,945 | 10.5 | 2 | 11.8 |
| FUEL BLENDING | M061 | 9,540 | 3.3 | 1 | 5.9 |
| STABILIZATION | M111-M119 | 78 | .0 | 1 | 5.9 |
| TOTAL | | 285,748 | 100.0 | 17 | |

NOTE: QUANTITY MANAGED ONLY BY STORAGE IS EXCLUDED.
FACILITIES WITH ONLY STORAGE UNITS ARE EXCLUDED.
COLUMNS MAY NOT SUM DUE TO ROUNDING.
COLUMNS MAY NOT SUM TO TOTAL BECAUSE FACILITIES MAY HAVE MULTIPLE HANDLING METHODS.

## LOUISIANA

### 1995 IMPORTS AND EXPORTS

| | | | |
|---|---|---|---|
| 22 | QUANTITY OF RCRA HAZARDOUS WASTE IMPORTED: | 207,501 | TONS |
| 23 | QUANTITY OF RCRA HAZARDOUS WASTE EXPORTED: | 148,794 | TONS |

# MAINE

## 1995 WASTE GENERATION

1 NUMBER OF RCRA LARGE QUANTITY GENERATORS (LQGS): 144

2 QUANTITY OF RCRA HAZARDOUS WASTE GENERATED: 19,459

3 FIFTY LARGEST RCRA HAZARDOUS WASTE GENERATORS IN THE STATE, 1995

| RANK | EPA ID | SITE NAME | CITY | TOTAL GENERATED (TONS) |
|---|---|---|---|---|
| 1 | MED001095629 | KIMBERLY CLARK CORPORATION | WINSLOW | 13,205 |
| 2 | MED000242701 | HOLTRACHEM MANUFACTURING CO | ORRINGTON | 958 |
| 3 | MED040249096 | CYRO INDUSTRIES | SANFORD | 793 |
| 4 | MED000791681 | PRATT & WHITNEY | NORTH BERWICK | 474 |
| 5 | MED051431906 | GENERAL ELECTRIC COMPANY DIST & CONTROL | AUBURN | 377 |
| 6 | MED001098458 | NATIONAL SEMICONDUCTOR CORPORATION | SOUTH PORTLAND | 276 |
| 7 | MED077469864 | SPRAGUE SANFORD INC | SANFORD | 266 |
| 8 | MED001099746 | OSRAM SYLVANIA INC | WALDOBORO | 264 |
| 9 | MED985467562 | SERMATECH INT INC | BIDDEFORD | 252 |
| 10 | MED000841015 | GETTY PETROLEUM CORP | PORTLAND | 227 |
| 11 | MED041460247 | BATH IRON WORKS CORPORATION | BATH | 199 |
| 12 | MED086875382 | TEXACO/STAR ENTERPRISE SALES TERMINAL | SOUTH PORTLAND | 173 |
| 13 | MED019051069 | ENVIRONMENTAL COMPLIANCE CORP | SOUTH PORTLAND | 163 |
| 14 | MED071742225 | GEORGIA-PACIFIC CORPORATION | WOODLAND | 116 |
| 15 | MED054608179 | SPENCER PRESS INC | WELLS | 115 |
| 16 | MED046217352 | EASTERN FINE PAPER INC | BREWER | 99 |
| 17 | MED001096395 | PRIME TANNING CO INC | BERWICK | 99 |
| 18 | MED042141408 | S D WARREN COMPANY | WESTBROOK | 94 |
| 19 | MED045113495 | L & I ATLANTIC INC | BANGOR | 94 |
| 20 | MED001099308 | THE MEARL CORPORATION | EASTPORT | 86 |
| 21 | MED001097203 | PHILIPS ELMET | LEWISTON | 69 |
| 22 | MED980910053 | SILVEX INC | WESTBROOK | 62 |
| 23 | MED040228983 | PIONEER PLASTICS CORP | AUBURN | 51 |
| 24 | MED985467638 | PRECIS INC | WESTBROOK | 48 |
| 25 | MED001096791 | SACO DEFENSE INC | SACO | 44 |
| 26 | ME8170022018 | NAVAL AIR STATION | BRUNSWICK | 42 |
| 27 | MED000841049 | MOBIL OIL 18029 BANGOR TERMINAL | BANGOR | 40 |
| 28 | MED001095041 | BOISE CASCADE RUMFORD MILL | RUMFORD | 38 |
| 29 | MED985469279 | SOUTHERN MAINE INDUSTRIES CORP | GORHAM | 35 |
| 30 | ME6572890022 | MAINE AIR NATIONAL GUARD 101ARW | BANGOR | 32 |
| 31 | ME9570024522 | LORING AIR FORCE BASE | LIMESTONE | 31 |
| 32 | MED001107051 | GREAT NORTHERN PAPER INC | MILLINOCKET | 25 |
| 33 | MED097731806 | MAINE CENTRAL RAILROAD | WATERVILLE | 24 |
| 34 | MED001099076 | JONES & VINING INC | LEWISTON | 23 |
| 35 | MED980523146 | BATH IRON WORKS CORPORATION | PORTLAND | 23 |
| 36 | ME3971524324 | US DOD DEFENSE FUEL | SEARSPORT | 23 |
| 37 | MED985467679 | BATH IRON WORKS CORPORATION | BRUNSWICK | 22 |
| 38 | MED093624526 | WATTS FLUIDAIR | KITTERY | 22 |
| 39 | MED985471911 | OXFORD AVIATION INC | OXFORD | 21 |
| 40 | MEP000010897 | MAINE ELECTRONICS | LISBON | 19 |
| 41 | MED980913883 | AVX TANTALUM CORPORATION | BIDDEFORD | 18 |
| 42 | MED086875887 | OTIS SPECIALTY PAPERS INC | JAY | 16 |
| 43 | MED037714441 | LEMFORDER CORPORATION | BREWER | 15 |
| 44 | MED060996451 | UNIVERSITY OF MAINE | ORONO | 14 |
| 45 | MED093625358 | SCI TECHNOLOGY INC | AUGUSTA | 14 |
| 46 | ME5000000380 | UNITED TECHNOLOGIES CORP | WINTHROP | 14 |
| 47 | ME5170024355 | NAVAL COMPUTER & TELECOMMUNICATIONS STA | CUTLER | 13 |
| 48 | MED001102508 | G H BASS AND CO | WILTON | 11 |
| 49 | MED000841056 | BATH IRON WORKS CORPORATION | BRUNSWICK | 11 |
| 50 | MED046221115 | 18054 PORTLAND TERMINAL | SOUTH PORTLAND | 10 |
| TOTAL | | | | 19,158 |

NOTE: STATE MAY HAVE FEWER THAN FIFTY GENERATORS.

## MAINE

### 1995 WASTE GENERATION, CONTINUED

4 QUANTITIES OF WASTE GENERATED IN 1995 THAT WERE

- REPORTED WITH ONLY CHARACTERISTIC WASTE CODES
- REPORTED WITH ONLY LISTED WASTE CODES
- REPORTED WITH BOTH CHARACTERISTIC AND LISTED WASTE CODES

| WASTE HAS ONLY CHARACTERISTIC CODES | TONS OF WASTE GENERATED | WASTE HAS ONLY LISTED CODES | TONS OF WASTE GENERATED | WASTE HAS BOTH CHARACTERISTIC AND LISTED CODES | TONS OF WASTE GENERATED |
|---|---|---|---|---|---|
| ONLY IGNITABLE | 1,184 | ONLY AN F CODE | 676 | | |
| ONLY CORROSIVE | 13,788 | ONLY A K CODE | 762 | | |
| ONLY REACTIVE | 2 | ONLY A P CODE | 0 | | |
| ONLY D004-17 | 1,083 | ONLY A U CODE | 12 | | |
| ONLY D018-43 | 36 | | | | |
| HAS MORE THAN ONE CHARACTERISTIC CODE | 1,031 | HAS MORE THAN ONE LISTED CODE | 0 | | |
| TOTAL | 17,125 | TOTAL | 1,451 | TOTAL CHAR. AND LISTED | 866 |

5 QUANTITIES OF WASTE GENERATED IN 1995 THAT WERE MULTIPLY CODED

| WASTE HAS ONLY CHARACTERISTIC CODES BUT MORE THAN ONE APPLIES | TONS OF WASTE GENERATED | ONLY LISTED CODES BUT HAS MORE THAN ONE | TONS OF WASTE GENERATED | BOTH CHAR. & LISTED CODES | TONS OF WASTE GENERATI |
|---|---|---|---|---|---|
| HAS IGNITABLE CODE | 889 | | | IGN. W/ AT LEAST 1 LSTD | 4 |
| HAS CORROSIVE CODE | 222 | | | CORR. W/ AT LEAST 1 LSTD | |
| HAS REACTIVE CODE | 1 | | | REACT. W/ AT LEAST 1 LSTD | |
| HAS D004-D017 CODE | 282 | | | D004-17 W/ AT LEAST 1 LSTD | 4 |
| HAS D018-D043 CODE | 709 | | | D018-43 W/ AT LEAST 1 LSTD | 2 |
| | | HAS AN F CODE | 0 | F WASTE W/ AT LEAST 1 CHAR | 8 |
| | | HAS A K CODE | 0 | K WASTE W/ AT LEAST 1 CHAR | |
| | | HAS A P CODE | 0 | P WASTE W/ AT LEAST 1 CHAR | |
| | | HAS A U CODE | 0 | U WASTE W/ AT LEAST 1 CHAR | |
| TOTAL | 1,031 | TOTAL | 0 | TOTAL | 8 |

NOTE: COLUMNS DO NOT SUM TO TOTAL BECAUSE A WASTE CODE MAY APPLY TO MORE THAN ONE WASTE.
MIXTURES WITH IGNITABLE, CORROSIVE, REACTIVE, D004-17, AND D018-43 CHARACTERISTIC CODES ALSO MAY CONTAIN OTHER CHARACTERISTIC WASTE CODES.
SIMILARLY, WASTES WITH F,K,P, AND U LISTED CODES MAY HAVE OTHER LISTED WASTE CODES.

# MAINE

## 1995 WASTE MANAGEMENT

6 NUMBER OF RCRA TSD FACILITIES: 18

7 QUANITY OF RCRA HAZARDOUS WASTE MANAGED: 1,780 TONS

8 FIFTY LARGEST RCRA HAZARDOUS WASTE MANAGEMENT FACILITIES, 1995

| RANK | EPA ID | SITE NAME | CITY | TONS OF WASTE MANAGED |
|---|---|---|---|---|
| 1 | MED019051069 | ENVIRONMENTAL COMPLIANCE CORP | SOUTH PORTLAND | 1,415 |
| 2 | MED040249096 | CYRO INDUSTRIES | SANFORD | 359 |
| 3 | MED985467554 | CENTRAL MAINE POWER COMPANY | PORTLAND | 4 |
| 4 | MED097734388 | NAUTEL MAINE INC | BANGOR | 2 |
| 5 | MED985468982 | FMC CORPORATION BIO PRODUCTS | ROCKLAND | 0 |
| TOTAL | | | | 1,780 |

NOTE: COLUMNS MAY NOT SUM DUE TO ROUNDING.
STATE MAY HAVE FEWER THAN FIFTY FACILITIES THAT MANAGED WASTE.
QUANTITY MANAGED ONLY BY STORAGE IS EXCLUDED.

## MAINE

### 1995 WASTE MANAGEMENT, CONTINUED

9 QUANTITY OF RCRA HAZARDOUS WASTE MANAGED BY MANAGEMENT METHOD, 1995

| MANAGEMENT METHOD | SYSTEM TYPE CODE | QUANTITY MANAGED (TONS) | PERCENTAGE OF QUANTITY | NUMBER OF FACILITIES | PERCENTAGE OF FACILITIES |
|---|---|---|---|---|---|
| SOLVENTS RECOVERY | M021-M029 | 359 | 20.2 | 2 | 40.0 |
| AQUEOUS ORGANIC AND INORGANIC TREATMENT | M091-M099 | 1,415 | 79.5 | 1 | 20.0 |
| SLUDGE TREATMENT | M101-M109 | 2 | .1 | 1 | 20.0 |
| OTHER TREATMENT | M121-M129 | 4 | .2 | 1 | 20.0 |
| TOTAL | | 1,780 | 100.0 | 5 | |

10 MANAGEMENT METHOD, BY QUANTITY OF RCRA HAZARDOUS WASTE MANAGED, 1995

| MANAGEMENT METHOD | SYSTEM TYPE CODE | QUANTITY MANAGED (TONS) | PERCENTAGE OF QUANTITY | NUMBER OF FACILITIES | PERCENTAGE OF FACILITIES |
|---|---|---|---|---|---|
| AQUEOUS ORGANIC AND INORGANIC TREATMENT | M091-M099 | 1,415 | 79.5 | 1 | 20.0 |
| SOLVENTS RECOVERY | M021-M029 | 359 | 20.2 | 2 | 40.0 |
| OTHER TREATMENT | M121-M129 | 4 | .2 | 1 | 20.0 |
| SLUDGE TREATMENT | M101-M109 | 2 | .1 | 1 | 20.0 |
| TOTAL | | 1,780 | 100.0 | 5 | |

NOTE: QUANTITY MANAGED ONLY BY STORAGE IS EXCLUDED.
FACILITIES WITH ONLY STORAGE UNITS ARE EXCLUDED.
COLUMNS MAY NOT SUM DUE TO ROUNDING.
COLUMNS MAY NOT SUM TO TOTAL BECAUSE FACILITIES MAY HAVE MULTIPLE HANDLING METHODS.

# MAINE

## 1995 WASTE MANAGEMENT, CONTINUED

11 MANAGEMENT METHOD AND QUANTITY OF RCRA HAZARDOUS WASTE MANAGED BY NUMBER OF FACILITIES, 1995

| MANAGEMENT METHOD | SYSTEM TYPE CODE | QUANTITY MANAGED (TONS) | PERCENTAGE OF QUANTITY | NUMBER OF FACILITIES | PERCENTAGE OF FACILITIES |
|---|---|---|---|---|---|
| SOLVENTS RECOVERY | M021-M029 | 359 | 20.2 | 2 | 40.0 |
| AQUEOUS ORGANIC AND INORGANIC TREATMENT | M091-M099 | 1,415 | 79.5 | 1 | 20.0 |
| SLUDGE TREATMENT | M101-M109 | 2 | .1 | 1 | 20.0 |
| OTHER TREATMENT | M121-M129 | 4 | .2 | 1 | 20.0 |
| TOTAL | | 1,780 | 100.0 | 5 | |

NOTE: QUANTITY MANAGED ONLY BY STORAGE IS EXCLUDED.
FACILITIES WITH ONLY STORAGE UNITS ARE EXCLUDED.
COLUMNS MAY NOT SUM DUE TO ROUNDING.
COLUMNS MAY NOT SUM TO TOTAL BECAUSE FACILITIES MAY HAVE MULTIPLE HANDLING METHODS.

12 QUANTITY AND PERCENTAGE OF RCRA HAZARDOUS WASTEWATER AND NON-WASTEWATER MANAGED IN 1995

| MANAGEMENT TYPE | TONS MANAGED | PERCENTAGE |
|---|---|---|
| WASTEWATER | 1,419 | 79.7 |
| NON-WASTEWATER | 361 | 20.3 |
| TOTAL | 1,780 | 100.0 |

## MAINE

### 1995 WASTE SHIPMENTS

13 NUMBER OF RCRA HAZARDOUS WASTE SHIPPERS: 150

14 QUANITIY OF RCRA HAZARDOUS WASTE SHIPPED: 6,258 TONS

15 FIFTY LARGEST RCRA HAZARDOUS WASTE SHIPPERS, 1995

| RANK | EPA ID | SITE NAME | CITY | QUANTITY SHIPPED (TONS) |
|---|---|---|---|---|
| 1 | MED000242701 | HOLTRACHEM MANUFACTURING CO | ORRINGTON | 959 |
| 2 | MED001099746 | OSRAM SYLVANIA INC | WALDOBORO | 515 |
| 3 | MED000791681 | PRATT & WHITNEY | NORTH BERWICK | 437 |
| 4 | MED980667810 | SAFETY-KLEEN CORP | LEEDS | 432 |
| 5 | MED040249096 | CYRO INDUSTRIES | SANFORD | 427 |
| 6 | MED051431906 | GENERAL ELECTRIC COMPANY DIST & CONTROL | AUBURN | 377 |
| 7 | MED001098458 | NATIONAL SEMICONDUCTOR CORPORATION | SOUTH PORTLAND | 276 |
| 8 | MED077469864 | SPRAGUE SANFORD INC | SANFORD | 266 |
| 9 | MED000841015 | GETTY PETROLEUM CORP | PORTLAND | 227 |
| 10 | MED041460247 | BATH IRON WORKS CORPORATION | BATH | 207 |
| 11 | MED086875382 | TEXACO/STAR ENTERPRISE SALES TERMINAL | SOUTH PORTLAND | 173 |
| 12 | MED019051069 | ENVIRONMENTAL COMPLIANCE CORP | SOUTH PORTLAND | 163 |
| 13 | MED071742225 | GEORGIA-PACIFIC CORPORATION | WOODLAND | 116 |
| 14 | MED054608179 | SPENCER PRESS INC | WELLS | 115 |
| 15 | MED001096395 | PRIME TANNING CO INC | BERWICK | 99 |
| 16 | MED042141408 | S D WARREN COMPANY | WESTBROOK | 98 |
| 17 | MED046217352 | EASTERN FINE PAPER INC | BREWER | 96 |
| 18 | MED001099308 | THE MEARL CORPORATION | EASTPORT | 86 |
| 19 | MED001097203 | PHILIPS ELMET | LEWISTON | 71 |
| 20 | MED980910053 | SILVEX INC | WESTBROOK | 62 |
| 21 | MED045113495 | L & I ATLANTIC INC | BANGOR | 58 |
| 22 | MED985467638 | PRECIS INC | WESTBROOK | 48 |
| 23 | MED040228983 | PIONEER PLASTICS CORP | AUBURN | 46 |
| 24 | MED001096791 | SACO DEFENSE INC | SACO | 44 |
| 25 | ME8170022018 | NAVAL AIR STATION | BRUNSWICK | 42 |
| 26 | MED000841049 | MOBIL OIL 18029 BANGOR TERMINAL | BANGOR | 40 |
| 27 | MED001095041 | BOISE CASCADE RUMFORD MILL | RUMFORD | 38 |
| 28 | MED985471911 | OXFORD AVIATION INC | OXFORD | 35 |
| 29 | MED985469279 | SOUTHERN MAINE INDUSTRIES CORP | GORHAM | 35 |
| 30 | ME9570024522 | LORING AIR FORCE BASE | LIMESTONE | 31 |
| 31 | MED001107051 | GREAT NORTHERN PAPER INC | MILLINOCKET | 25 |
| 32 | MED097731806 | MAINE CENTRAL RAILROAD | WATERVILLE | 24 |
| 33 | MED001099076 | JONES & VINING INC | LEWISTON | 23 |
| 34 | MED980523146 | BATH IRON WORKS CORPORATION | PORTLAND | 23 |
| 35 | ME3971524324 | US DOD DEFENSE FUEL | SEARSPORT | 23 |
| 36 | MED985467679 | BATH IRON WORKS CORPORATION | BRUNSWICK | 22 |
| 37 | MED093624526 | WATTS FLUIDAIR | KITTERY | 22 |
| 38 | MEP000010897 | MAINE ELECTRONICS | LISBON | 19 |
| 39 | MED071735096 | MAINE POLY INC | GREENE | 19 |
| 40 | MED980913883 | AVX TANTALUM CORPORATION | BIDDEFORD | 17 |
| 41 | MED037714441 | LEMFORDER CORPORATION | BREWER | 15 |
| 42 | MED060996451 | UNIVERSITY OF MAINE | ORONO | 14 |
| 43 | MED093625358 | SCI TECHNOLOGY INC | AUGUSTA | 14 |
| 44 | ME5000000380 | UNITED TECHNOLOGIES CORP | WINTHROP | 14 |
| 45 | ME5170024355 | NAVAL COMPUTER & TELECOMMUNICATIONS STA | CUTLER | 12 |
| 46 | MED001102508 | G H BASS AND CO | WILTON | 11 |
| 47 | MED000841056 | BATH IRON WORKS CORPORATION | BRUNSWICK | 11 |
| 48 | MED046221115 | 18054 PORTLAND TERMINAL | SOUTH PORTLAND | 10 |
| 49 | MED980671796 | JAMES RIVER PAPER CO INC | OLD TOWN | 10 |
| 50 | MED001094473 | DIELETRIC COMMUNICATIONS | RAYMOND | 9 |
| TOTAL | | | | 5,953 |

NOTE: COLUMNS MAY NOT SUM DUE TO ROUNDING.
STATE MAY HAVE FEWER THAN FIFTY SHIPPERS.

# MAINE

## 1995 WASTE RECEIPTS

16 NUMBER OF RCRA HAZARDOUS WASTE RECEIVERS: 2

17 QUANITIY OF RCRA HAZARDOUS WASTE RECEIVED: 1,977 TONS

18 FIFTY LARGEST RCRA HAZARDOUS WASTE RECEIVERS, 1995

| RANK | EPA ID | SITE NAME | CITY | QUANTITY RECEIVED (TONS) |
|---|---|---|---|---|
| 1 | MED019051069 | ENVIRONMENTAL COMPLIANCE CORP | SOUTH PORTLAND | 1,415 |
| 2 | MED980667810 | SAFETY-KLEEN CORP | LEEDS | 562 |
| TOTAL | | | | 1,977 |

NOTE: COLUMNS MAY NOT SUM DUE TO ROUNDING.
STATE MAY HAVE FEWER THAN FIFTY FACILITIES THAT RECEIVED WASTE.

## MAINE

### 1995 WASTE RECEIPTS, CONTINUED

19 QUANTITY OF RCRA HAZARDOUS WASTE MANAGED, BY MANGEMENT METHOD, LIMITED TO WASTE RECEIVED FROM OFFSITE, 1995

| MANAGEMENT METHOD | SYSTEM TYPE CODE | QUANTITY MANAGED (TONS) | PERCENTAGE OF QUANTITY | NUMBER OF FACILITIES | PERCENTAGE OF FACILITIES |
|---|---|---|---|---|---|
| AQUEOUS ORGANIC AND INORGANIC TREATMENT | M091-M099 | 1,415 | 100.0 | 1 | 100.0 |
| TOTAL | | 1,415 | 100.0 | 1 | |

20 MANAGEMENT METHOD, BY QUANTITY OF RCRA HAZARDOUS WASTE MANAGED, LIMITED TO WASTE RECEIVED FROM OFFSITE, 1995

| MANAGEMENT METHOD | SYSTEM TYPE CODE | QUANTITY MANAGED (TONS) | PERCENTAGE OF QUANTITY | NUMBER OF FACILITIES | PERCENTAGE OF FACILITIES |
|---|---|---|---|---|---|
| AQUEOUS ORGANIC AND INORGANIC TREATMENT | M091-M099 | 1,415 | 100.0 | 1 | 100.0 |
| TOTAL | | 1,415 | 100.0 | 1 | |

NOTE: QUANTITY MANAGED ONLY BY STORAGE IS EXCLUDED.
FACILITIES WITH ONLY STORAGE UNITS ARE EXCLUDED.
COLUMNS MAY NOT SUM DUE TO ROUNDING.
COLUMNS MAY NOT SUM TO TOTAL BECAUSE FACILITIES MAY HAVE MULTIPLE HANDLING METHODS.

# MAINE

## 1995 WASTE RECEIPTS, CONTINUED

21 MANAGEMENT METHOD AND QUANTITY OF RCRA HAZARDOUS WASTE MANAGED, BY NUMBER OF FACILITIES, LIMITED TO WASTE RECEIVED FROM OFF SITE, 1995

| MANAGEMENT METHOD | SYSTEM TYPE CODE | QUANTITY MANAGED (TONS) | PERCENTAGE OF QUANTITY | NUMBER OF FACILITIES | PERCENTAGE OF FACILITIES |
|---|---|---|---|---|---|
| AQUEOUS ORGANIC AND INORGANIC TREATMENT | M091-M099 | 1,415 | 100.0 | 1 | 100.0 |
| TOTAL | | 1,415 | 100.0 | 1 | |

NOTE: QUANTITY MANAGED ONLY BY STORAGE IS EXCLUDED.
FACILITIES WITH ONLY STORAGE UNITS ARE EXCLUDED.
COLUMNS MAY NOT SUM DUE TO ROUNDING.
COLUMNS MAY NOT SUM TO TOTAL BECAUSE FACILITIES MAY HAVE MULTIPLE HANDLING METHODS.

## MAINE

### 1995 IMPORTS AND EXPORTS

| | | | |
|---|---|---|---|
| 22 | QUANTITY OF RCRA HAZARDOUS WASTE IMPORTED: | 737 | TONS |
| 23 | QUANTITY OF RCRA HAZARDOUS WASTE EXPORTED: | 5,844 | TONS |

# MARYLAND

## 1995 WASTE GENERATION

1 NUMBER OF RCRA LARGE QUANTITY GENERATORS (LQGS): 189

2 QUANTITY OF RCRA HAZARDOUS WASTE GENERATED: 442,826

3 FIFTY LARGEST RCRA HAZARDOUS WASTE GENERATORS IN THE STATE, 1995

| RANK | EPA ID | SITE NAME | CITY | TOTAL GENERATED (TONS) |
|---|---|---|---|---|
| 1 | MDD053945432 | BETHLEHEM STEEL SPARROWS POINT DIVS | SPARROWS POINT | 356,560 |
| 2 | MDD990686222 | VISTA CHEMICAL COMPANY | BALTIMORE | 31,063 |
| 3 | MDD003071875 | FMC CORP | BALTIMORE | 10,428 |
| 4 | MDD982575284 | EDGEMERE | EDGEMERE | 3,761 |
| 5 | MDD000797365 | BROWNING FERRIS INC | GLEN BURNIE | 3,455 |
| 6 | MDD030324073 | MARYLAND PORT ADMIN | BALTIMORE | 3,435 |
| 7 | MDD981045321 | AMERICAN TANK TRANSPORT INC | ELKRIDGE | 3,007 |
| 8 | MDD003093119 | AMG RESOURCES CORP | BALTIMORE | 2,572 |
| 9 | MDD000215160 | SHERWIN WILLIAMS CO | BALTIMORE | 2,346 |
| 10 | MDD000731356 | MARYLAND ENVIRONMENTAL SERVICE | BALTIMORE | 2,256 |
| 11 | MDD003084464 | ELF ATOCHEM NORTH AMERICA INC | BALTIMORE | 2,228 |
| 12 | MDD095353348 | SECURITY FENCE SUPPLY | BLADENSBURG | 2,098 |
| 13 | MDD005971650 | UNITED STATES CAN CO | SPARROWS POINT | 1,675 |
| 14 | MDD990759375 | EASTALCO ALUMINUM CO | FREDERICK | 1,260 |
| 15 | MDD058594920 | STONE INDUSTRIAL | COLLEGE PARK | 1,067 |
| 16 | MDD069377042 | REICHHOLD CHEMICALS INC | BALTIMORE | 837 |
| 17 | MDD095430948 | BURNING PAINT CO | BALTIMORE | 805 |
| 18 | MDD985372143 | CITRUS & ALLIED ESSENCES | BELCAMP | 795 |
| 19 | MDD046283495 | BETHSHIP DIVISION BETHLEHEM STEEL CORP | SPARROWS POINT | 673 |
| 20 | MDD003091972 | GM TRUCK & BUS GROUP | BALTIMORE | 620 |
| 21 | MDD985369305 | SPECTRA INC | CLARKSBURG | 590 |
| 22 | MD3210021355 | U S ARMY GARRISON ABERDEEN PROVING GRND | APG | 577 |
| 23 | MD4170024109 | NAVAL SURFACE WARFARE CENTER | INDIAN HEAD | 553 |
| 24 | MDD003063278 | LENMAR INC | BALTIMORE | 537 |
| 25 | MDD069390839 | RUST OLEUM CORP | WILLIAMSPORT | 527 |
| 26 | MDD003419090 | LOCKHEAD MARTIN | BALTIMORE | 429 |
| 27 | MDD000619395 | BALTIMORE GAS & ELECTRIC CO | BALTIMORE | 385 |
| 28 | MDD985384775 | ATOTECH USA INC | BALTIMORE | 367 |
| 29 | MDD003075942 | CYTEC INDUSTRIES INC | HAVRE DE GRACE | 358 |
| 30 | MDD001715705 | ARMCO STAINLESS & ALLOY | BALTIMORE | 328 |
| 31 | MDD003084514 | TATE ACCESS FLOORS INC | JESSUP | 314 |
| 32 | MDD003067121 | THIOKOL CORP | ELKTON | 291 |
| 33 | MDD980694012 | W L GORE & ASSOCIATEDS INC | ELKTON | 282 |
| 34 | MDD069396711 | ALLIED SIGNAL INC | BALTIMORE | 279 |
| 35 | MDD052340973 | PATAPSCO WASTEWATER TREATMENT PLANT | BALTIMORE | 223 |
| 36 | MDR000001057 | MED NET INC | BALTIMORE | 210 |
| 37 | MDD069380657 | CHESAPEAKE FINISHED METALS INC | BALTIMORE | 200 |
| 38 | MDD981737521 | BGK TRUCKERS INN INC | JESSUP | 176 |
| 39 | MD6150004095 | NATIONAL INSTITUTES OF HEALTH | BETHESDA | 167 |
| 40 | MDD049918659 | BALTIMORE GALVANIZING CO INC | BALTIMORE | 155 |
| 41 | MDD990686156 | CHEVRON BALTIMORE TERMINAL | BALTIMORE | 155 |
| 42 | MDD043382191 | STRATUS PETROLUEM CORP | BALTIMORE | 152 |
| 43 | MDD048573158 | BP OIL COMPNAY | BALTIMORE | 148 |
| 44 | MDD053941878 | BAUSCH & LOMB INC | OAKLAND | 123 |
| 45 | MDD003090503 | KAYDON RING & SEAL INC | BALTIMORE | 120 |
| 46 | MDD030320709 | QUEBECOR PRINTING MEMPHIS | GLEN BURNIE | 119 |
| 47 | MDD077410538 | INEMEC CO | BALTIMORE | 110 |
| 48 | MDD003082997 | NOXELL CORP | HUNT VALLEY | 109 |
| 49 | MDD003067832 | AIR PRODUCTS & CHEMICALS INC | ELKTON | 108 |
| 50 | MDD003060860 | SOUTHERN GALVANIZING CO | BALTIMORE | 107 |
| TOTAL | | | | 439,140 |

NOTE: STATE MAY HAVE FEWER THAN FIFTY GENERATORS.

## MARYLAND

### 1995 WASTE GENERATION, CONTINUED

4 QUANTITIES OF WASTE GENERATED IN 1995 THAT WERE

- REPORTED WITH ONLY CHARACTERISTIC WASTE CODES
- REPORTED WITH ONLY LISTED WASTE CODES
- REPORTED WITH BOTH CHARACTERISTIC AND LISTED WASTE CODES

| WASTE HAS ONLY CHARACTERISTIC CODES | TONS OF WASTE GENERATED | WASTE HAS ONLY LISTED CODES | TONS OF WASTE GENERATED | WASTE HAS BOTH CHARACTERISTIC AND LISTED CODES | TONS OF WASTE GENERATED |
|---|---|---|---|---|---|
| ONLY IGNITABLE | 6,788 | ONLY AN F CODE | 2,330 | | |
| ONLY CORROSIVE | 18,097 | ONLY A K CODE | 176,182 | | |
| ONLY REACTIVE | 494 | ONLY A P CODE | 1 | | |
| ONLY D004-17 | 187,835 | ONLY A U CODE | 38 | | |
| ONLY D018-43 | 1,469 | | | | |
| HAS MORE THAN ONE CHARACTERISTIC CODE | 41,186 | HAS MORE THAN ONE LISTED CODE | 1 | | |
| TOTAL | 255,868 | TOTAL | 178,552 | TOTAL CHAR. AND LISTED | 8,391 |

5 QUANTITIES OF WASTE GENERATED IN 1995 THAT WERE MULTIPLY CODED

| WASTE HAS ONLY CHARACTERISTIC CODES BUT MORE THAN ONE APPLIES | TONS OF WASTE GENERATED | ONLY LISTED CODES BUT HAS MORE THAN ONE | TONS OF WASTE GENERATED | BOTH CHAR. & LISTED CODES | TONS OF WASTE GENERATE |
|---|---|---|---|---|---|
| HAS IGNITABLE CODE | 3,703 | | | IGN. W/ AT LEAST 1 LSTD | 4,33 |
| HAS CORROSIVE CODE | 37,854 | | | CORR. W/ AT LEAST 1 LSTD | 23 |
| HAS REACTIVE CODE | 316 | | | REACT. W/ AT LEAST 1 LSTD | 12 |
| HAS D004-D017 CODE | 8,668 | | | D004-17 W/ AT LEAST 1 LSTD | 4,84 |
| HAS D018-D043 CODE | 32,210 | | | D018-43 W/ AT LEAST 1 LSTD | 1,99 |
| | | HAS AN F CODE | 1 | F WASTE W/ AT LEAST 1 CHAR | 8,14 |
| | | HAS A K CODE | 0 | K WASTE W/ AT LEAST 1 CHAR | 21 |
| | | HAS A P CODE | 0 | P WASTE W/ AT LEAST 1 CHAR | 3 |
| | | HAS A U CODE | 1 | U WASTE W/ AT LEAST 1 CHAR | 16 |
| TOTAL | 41,186 | TOTAL | 1 | TOTAL | 8,39 |

NOTE: COLUMNS DO NOT SUM TO TOTAL BECAUSE A WASTE CODE MAY APPLY TO MORE THAN ONE WASTE.
MIXTURES WITH IGNITABLE, CORROSIVE, REACTIVE, D004-17, AND D018-43 CHARACTERISTIC CODES ALSO MAY CONTAIN OTHER CHARACTERISTIC WASTE CODES.
SIMILARLY, WASTES WITH F,K,P, AND U LISTED CODES MAY HAVE OTHER LISTED WASTE CODES.

# MARYLAND

## 1995 WASTE MANAGEMENT

6 NUMBER OF RCRA TSD FACILITIES: 20

7 QUANITY OF RCRA HAZARDOUS WASTE MANAGED: 184,605 TONS

8 FIFTY LARGEST RCRA HAZARDOUS WASTE MANAGEMENT FACILITIES, 1995

| RANK | EPA ID | SITE NAME | CITY | TONS OF WASTE MANAGED |
|---|---|---|---|---|
| 1 | MDD053945432 | BETHLEHEM STEEL SPARROWS POINT DIVS | SPARROWS POINT | 181,337 |
| 2 | MDD003071875 | FMC CORP | BALTIMORE | 2,585 |
| 3 | MD4170024109 | NAVAL SURFACE WARFARE CENTER | INDIAN HEAD | 386 |
| 4 | MDD003067121 | THIOKOL CORP | ELKTON | 294 |
| 5 | MDD050793926 | TOWSON STATE UNIVERSITY | TOWSON | 2 |
| 6 | MD6150004095 | NATIONAL INSTITUTES OF HEALTH | BETHESDA | 1 |
| 7 | MD8213822762 | US ARMY RESEARCH LAB | ADELPHI | 0 |
| 8 | MDD000619718 | WESTINGHOUSE BWI SITE | LINTHICUM | 0 |
| TOTAL | | | | 184,605 |

NOTE: COLUMNS MAY NOT SUM DUE TO ROUNDING.
STATE MAY HAVE FEWER THAN FIFTY FACILITIES THAT MANAGED WASTE.
QUANTITY MANAGED ONLY BY STORAGE IS EXCLUDED.

## MARYLAND

### 1995 WASTE MANAGEMENT, CONTINUED

9 QUANTITY OF RCRA HAZARDOUS WASTE MANAGED BY MANAGEMENT METHOD, 1995

| MANAGEMENT METHOD | SYSTEM TYPE CODE | QUANTITY MANAGED (TONS) | PERCENTAGE OF QUANTITY | NUMBER OF FACILITIES | PERCENTAGE OF FACILITIES |
|---|---|---|---|---|---|
| METALS RECOVERY (FOR REUSE) | M011-M019 | 280 | .2 | 2 | 28.6 |
| SOLVENTS RECOVERY | M021-M029 | 4 | .0 | 1 | 14.3 |
| INCINERATION | M041-M049 | 2,585 | 1.4 | 1 | 14.3 |
| AQUEOUS INORGANIC TREATMENT | M071-M079 | 181,337 | 98.2 | 1 | 14.3 |
| AQUEOUS ORGANIC TREATMENT | M081-M089 | 11 | .0 | 1 | 14.3 |
| STABILIZATION | M111-M119 | 1 | .0 | 2 | 28.6 |
| OTHER TREATMENT | M121-M129 | 371 | .2 | 2 | 28.6 |
| OTHER DISPOSAL SPECIFIED IN COMMENTS | M137 | 16 | .0 | 1 | 14.3 |
| TOTAL | | 184,605 | 100.0 | 7 | |

10 MANAGEMENT METHOD, BY QUANTITY OF RCRA HAZARDOUS WASTE MANAGED, 1995

| MANAGEMENT METHOD | SYSTEM TYPE CODE | QUANTITY MANAGED (TONS) | PERCENTAGE OF QUANTITY | NUMBER OF FACILITIES | PERCENTAGE OF FACILITIES |
|---|---|---|---|---|---|
| AQUEOUS INORGANIC TREATMENT | M071-M079 | 181,337 | 98.2 | 1 | 14.3 |
| INCINERATION | M041-M049 | 2,585 | 1.4 | 1 | 14.3 |
| OTHER TREATMENT | M121-M129 | 371 | .2 | 2 | 28.6 |
| METALS RECOVERY (FOR REUSE) | M011-M019 | 280 | .2 | 2 | 28.6 |
| OTHER DISPOSAL SPECIFIED IN COMMENTS | M137 | 16 | .0 | 1 | 14.3 |
| AQUEOUS ORGANIC TREATMENT | M081-M089 | 11 | .0 | 1 | 14.3 |
| SOLVENTS RECOVERY | M021-M029 | 4 | .0 | 1 | 14.3 |
| STABILIZATION | M111-M119 | 1 | .0 | 2 | 28.6 |
| TOTAL | | 184,605 | 100.0 | 7 | |

NOTE: QUANTITY MANAGED ONLY BY STORAGE IS EXCLUDED.
FACILITIES WITH ONLY STORAGE UNITS ARE EXCLUDED.
COLUMNS MAY NOT SUM DUE TO ROUNDING.
COLUMNS MAY NOT SUM TO TOTAL BECAUSE FACILITIES MAY HAVE MULTIPLE HANDLING METHODS.

# MARYLAND

## 1995 WASTE MANAGEMENT, CONTINUED

11 MANAGEMENT METHOD AND QUANTITY OF RCRA HAZARDOUS WASTE MANAGED BY NUMBER OF FACILITIES, 1995

| MANAGEMENT METHOD | SYSTEM TYPE CODE | QUANTITY MANAGED (TONS) | PERCENTAGE OF QUANTITY | NUMBER OF FACILITIES | PERCENTAGE OF FACILITIES |
|---|---|---|---|---|---|
| METALS RECOVERY (FOR REUSE) | M011-M019 | 280 | .2 | 2 | 28.6 |
| STABILIZATION | M111-M119 | 1 | .0 | 2 | 28.6 |
| OTHER TREATMENT | M121-M129 | 371 | .2 | 2 | 28.6 |
| SOLVENTS RECOVERY | M021-M029 | 4 | .0 | 1 | 14.3 |
| INCINERATION | M041-M049 | 2,585 | 1.4 | 1 | 14.3 |
| AQUEOUS INORGANIC TREATMENT | M071-M079 | 181,337 | 98.2 | 1 | 14.3 |
| AQUEOUS ORGANIC TREATMENT | M081-M089 | 11 | .0 | 1 | 14.3 |
| OTHER DISPOSAL SPECIFIED IN COMMENTS | M137 | 16 | .0 | 1 | 14.3 |
| TOTAL | | 184,605 | 100.0 | 7 | |

NOTE: QUANTITY MANAGED ONLY BY STORAGE IS EXCLUDED.
FACILITIES WITH ONLY STORAGE UNITS ARE EXCLUDED.
COLUMNS MAY NOT SUM DUE TO ROUNDING.
COLUMNS MAY NOT SUM TO TOTAL BECAUSE FACILITIES MAY HAVE MULTIPLE HANDLING METHODS.

12 QUANTITY AND PERCENTAGE OF RCRA HAZARDOUS WASTEWATER AND NON-WASTEWATER MANAGED IN 1995

| MANAGEMENT TYPE | TONS MANAGED | PERCENTAGE |
|---|---|---|
| WASTEWATER | 181,997 | 98.6 |
| NON-WASTEWATER | 2,608 | 1.4 |
| TOTAL | 184,605 | 100.0 |

## MARYLAND

### 1995 WASTE SHIPMENTS

13 NUMBER OF RCRA HAZARDOUS WASTE SHIPPERS: 190

14 QUANITIY OF RCRA HAZARDOUS WASTE SHIPPED: 52,367 TONS

15 FIFTY LARGEST RCRA HAZARDOUS WASTE SHIPPERS, 1995

| RANK | EPA ID | SITE NAME | CITY | QUANTITY SHIPPED (TONS) |
|---|---|---|---|---|
| 1 | MDD003071875 | FMC CORP | BALTIMORE | 6,427 |
| 2 | MDD982575284 | EDGEMERE | EDGEMERE | 3,761 |
| 3 | MDD000797365 | BROWNING FERRIS INC | GLEN BURNIE | 3,455 |
| 4 | MDD030324073 | MARYLAND PORT ADMIN | BALTIMORE | 3,437 |
| 5 | MDD981045321 | AMERICAN TANK TRANSPORT INC | ELKRIDGE | 3,007 |
| 6 | MDD000731356 | MARYLAND ENVIRONMENTAL SERVICE | BALTIMORE | 2,256 |
| 7 | MDD000215160 | SHERWIN WILLIAMS CO | BALTIMORE | 2,252 |
| 8 | MDD003084464 | ELF ATOCHEM NORTH AMERICA INC | BALTIMORE | 2,228 |
| 9 | MDD095353348 | SECURITY FENCE SUPPLY | BLADENSBURG | 2,098 |
| 10 | MDD000737106 | SAFETY KLEEN CORP | GLEN BURNIE | 1,788 |
| 11 | MDD990686222 | VISTA CHEMICAL COMPANY | BALTIMORE | 1,705 |
| 12 | MDD005971650 | UNITED STATES CAN CO | SPARROWS POINT | 1,675 |
| 13 | MDD000737395 | SAFETY KLEEN CORP | SILVER SPRING | 1,616 |
| 14 | MDD990759375 | EASTALCO ALUMINUM CO | FREDERICK | 1,214 |
| 15 | MDD058594920 | STONE INDUSTRIAL | COLLEGE PARK | 1,067 |
| 16 | MDD069377042 | REICHHOLD CHEMICALS INC | BALTIMORE | 834 |
| 17 | MDD095430948 | BURNING PAINT CO | BALTIMORE | 805 |
| 18 | MDD985372143 | CITRUS & ALLIED ESSENCES | BELCAMP | 795 |
| 19 | MDD053945432 | BETHLEHEM STEEL SPARROWS POINT DIVS | SPARROWS POINT | 679 |
| 20 | MDD046283495 | BETHSHIP DIVISION BETHLEHEM STEEL CORP | SPARROWS POINT | 673 |
| 21 | MDD003091972 | GM TRUCK & BUS GROUP | BALTIMORE | 633 |
| 22 | MD3210021355 | U S ARMY GARRISON ABERDEEN PROVING GRND | APG | 577 |
| 23 | MDD069390839 | RUST OLEUM CORP | WILLIAMSPORT | 527 |
| 24 | MDD003419090 | LOCKHEAD MARTIN | BALTIMORE | 437 |
| 25 | MDD000619395 | BALTIMORE GAS & ELECTRIC CO | BALTIMORE | 385 |
| 26 | MDD985384775 | ATOTECH USA INC | BALTIMORE | 367 |
| 27 | MDD001715705 | ARMCO STAINLESS & ALLOY | BALTIMORE | 329 |
| 28 | MDD069396711 | ALLIED SIGNAL INC | BALTIMORE | 279 |
| 29 | MDD003093119 | AMG RESOURCES CORP | BALTIMORE | 263 |
| 30 | MDD980694012 | W L GORE & ASSOCIATEDS INC | ELKTON | 262 |
| 31 | MDD052340973 | PATAPSCO WASTEWATER TREATMENT PLANT | BALTIMORE | 223 |
| 32 | MDR000001057 | MED NET INC | BALTIMORE | 210 |
| 33 | MDD069380657 | CHESAPEAKE FINISHED METALS INC | BALTIMORE | 200 |
| 34 | MD6150004095 | NATIONAL INSTITUTES OF HEALTH | BETHESDA | 183 |
| 35 | MDD003075942 | CYTEC INDUSTRIES INC | HAVRE DE GRACE | 178 |
| 36 | MDD981737521 | BGK TRUCKERS INN INC | JESSUP | 160 |
| 37 | MDD049918659 | BALTIMORE GALVANIZING CO INC | BALTIMORE | 155 |
| 38 | MD4170024109 | NAVAL SURFACE WARFARE CENTER | INDIAN HEAD | 153 |
| 39 | MDD043382191 | STRATUS PETROLUEM CORP | BALTIMORE | 152 |
| 40 | MDD048573158 | BP OIL COMPNAY | BALTIMORE | 148 |
| 41 | MDD985369305 | SPECTRA INC | CLARKSBURG | 133 |
| 42 | MDD981945579 | MONTGOMERY CO TRANSFER STATION | DERWOOD | 128 |
| 43 | MDD053941878 | BAUSCH & LOMB INC | OAKLAND | 122 |
| 44 | MDD003063278 | LENMAR INC | BALTIMORE | 121 |
| 45 | MDD003090503 | KAYDON RING & SEAL INC | BALTIMORE | 120 |
| 46 | MDD077410538 | INEMEC CO | BALTIMORE | 110 |
| 47 | MDD003082997 | NOXELL CORP | HUNT VALLEY | 109 |
| 48 | MDD003067832 | AIR PRODUCTS & CHEMICALS INC | ELKTON | 108 |
| 49 | MDD003060860 | SOUTHERN GALVANIZING CO | BALTIMORE | 107 |
| 50 | MDD003093507 | SCM GLIDCO ORGANICS CORP | BALTIMORE | 104 |
| TOTAL | | | | 48,754 |

NOTE: COLUMNS MAY NOT SUM DUE TO ROUNDING.
STATE MAY HAVE FEWER THAN FIFTY SHIPPERS.

# MARYLAND

## 1995 WASTE RECEIPTS

16 NUMBER OF RCRA HAZARDOUS WASTE RECEIVERS: 4

17 QUANITIY OF RCRA HAZARDOUS WASTE RECEIVED: 2,578 TONS

18 FIFTY LARGEST RCRA HAZARDOUS WASTE RECEIVERS, 1995

| RANK | EPA ID | SITE NAME | CITY | QUANTITY RECEIVED (TONS) |
|---|---|---|---|---|
| 1 | MDD000737395 | SAFETY KLEEN CORP | SILVER SPRING | 1,488 |
| 2 | MDD000737106 | SAFETY KLEEN CORP | GLEN BURNIE | 1,089 |
| 3 | MD4170024109 | NAVAL SURFACE WARFARE CENTER | INDIAN HEAD | 1 |
| 4 | MD6150004095 | NATIONAL INSTITUTES OF HEALTH | BETHESDA | 0 |
| TOTAL | | | | 2,578 |

NOTE: COLUMNS MAY NOT SUM DUE TO ROUNDING.
STATE MAY HAVE FEWER THAN FIFTY FACILITIES THAT RECEIVED WASTE.

TABLES 19, 20, AND 21 HAVE BEEN OMITTED FROM THIS REPORT BECAUSE THERE WERE NO FACILITIES IN MARYLAND THAT REPORTED MANAGING (TREATING OR DISPOSING) RCRA HAZARDOUS WASTE IN 1995 THAT WAS RECEIVED FROM OFF SITE. THE FOUR FACILITIES DESCRIBED ABOVE MAY HAVE BEEN STORAGE-ONLY FACILITIES.

## MARYLAND

### 1995 IMPORTS AND EXPORTS

| | | | |
|---|---|---|---|
| 22 | QUANTITY OF RCRA HAZARDOUS WASTE IMPORTED: | 1,270 | TONS |
| 23 | QUANTITY OF RCRA HAZARDOUS WASTE EXPORTED: | 49,526 | TONS |

# MASSACHUSETTS

## 1995 WASTE GENERATION

1 NUMBER OF RCRA LARGE QUANTITY GENERATORS (LQGS): 472

2 QUANTITY OF RCRA HAZARDOUS WASTE GENERATED: 606,282

3 FIFTY LARGEST RCRA HAZARDOUS WASTE GENERATORS IN THE STATE, 1995

| RANK | EPA ID | SITE NAME | CITY | TOTAL GENERATED (TONS) |
|---|---|---|---|---|
| 1 | MAR000006726 | QUANTUM CORP. | SHREWBURY | 115,450 |
| 2 | MAD062163191 | POLAROID CORPORATION | NORWOOD | 113,020 |
| 3 | MAD001114206 | SMITH & WESSON | SPRINGFIELD | 112,214 |
| 4 | MAD001128032 | WYMAN-GORDON COMPANY | NORTH GRAFTON | 95,953 |
| 5 | MAD001402320 | POLAROID CORP | WALTHAM | 32,506 |
| 6 | MAD001122381 | NATIONAL METAL FINISHING CORP. | SPRINGFIELD | 27,979 |
| 7 | MAD079506085 | FEDERL METAL FINISHING, INC. | CHARLESTOWN | 9,232 |
| 8 | MAD001066059 | MYSTIC PLATING CO. | MEDFORD | 7,494 |
| 9 | MAD073801631 | DAV-TECH PLATING, INC. | MARLBORO | 5,541 |
| 10 | MAD985307560 | M/A/-COM, INC. | LOWELL | 4,862 |
| 11 | MAD980525505 | EASTERN MANUFACTURING CORP. | AMESBURY | 4,652 |
| 12 | MAD001114818 | MONSANTO CHEMICAL COMPANY | SPRINGFIELD | 4,620 |
| 13 | MAD001013994 | THE FOXBORO COMPANY | FOXBORO | 4,530 |
| 14 | MAD066605809 | GILLETTE MANUFACTURING (USA), INC. | BOSTON | 4,472 |
| 15 | MAD001408491 | GENERAL ELECTRIC AIRCRAFT ENGINES | LYNN | 3,393 |
| 16 | MAD980912323 | CHEMDESIGN CORPORATION | FITCHBURG | 3,324 |
| 17 | MAD001419514 | CHOMERICS, INC. | WOBURN | 3,091 |
| 18 | MAD981067234 | ALTERNATE CIRCUIT TECHNOLOGY | HAVERHILL | 2,851 |
| 19 | MAD001016302 | DENNISON MFG. CO. | FRAMINGHAM | 2,775 |
| 20 | MAD049441512 | CAPITOL CIRCUIT CORPORATION | ALLSTON | 2,675 |
| 21 | MAD000844100 | CITGO PETROLEUM CORP. | EAST BRAINTREE | 2,309 |
| 22 | MAD990886301 | ALTRON INCORPORATED | WILLMINGTON | 1,531 |
| 23 | MAD981887268 | NOVACOR CHEMICALS, INC. | INDIAN ORCHARD | 1,380 |
| 24 | MAD001408517 | GENERAL ELECTRIC AIRCRAFT ENGINES | LYNN | 1,232 |
| 25 | MAD000846493 | POLAROID CORPORATION | ASSONET | 1,220 |
| 26 | MAD001039767 | BOSTIK INC. | MIDDLETON | 1,106 |
| 27 | MAD047982152 | COYNE TEXTILES SERVICES | NEW BEDFORD | 1,080 |
| 28 | MAD985293802 | REXAM GRAPHICS | SOUTH HADLEY | 1,066 |
| 29 | MAD052924495 | ZECCO, INC. | NORTHBORO | 1,003 |
| 30 | MAD007325814 | TEXAS INSTRUMENTS INC. | ATTLEBORO | 974 |
| 31 | MAD002084093 | GENERAL ELECTRIC | PITTSFIELD | 939 |
| 32 | MAD001022375 | MORTON INTERNATIONAL | BEVERLY | 856 |
| 33 | MA7210025154 | DEPARTMENT OF THE ARMY DEVENS RESERVE FO | DEVENS | 832 |
| 34 | MAD019371079 | GENERAL CHEMICAL CORPORATION | FRAMINGHAM | 819 |
| 35 | MAD000842427 | EXXON CO. USA, EVERETT TERMINAL | EVERETT | 798 |
| 36 | MA2570024487 | 102 FW/EM | OTIS ANG BASE | 758 |
| 37 | MAD000844597 | WATERS CORP. | TAUNTON | 751 |
| 38 | MAD985294057 | TRI-STAR TECHNOLOGIES CO., INC. | METHUEN | 694 |
| 39 | MAD048974349 | HANDY AND HARMAN ELECTRONIC MATERIALS CO | NORTH ATTLEBORO | 692 |
| 40 | MAD058060476 | POLAROID CORPORATION | NEW BEDFORD | 634 |
| 41 | MAD082303777 | CYN OIL CORPORATION | STOUGHTON | 630 |
| 42 | MAD980523344 | MULTI-LAB., INC. | LAWERENCE | 607 |
| 43 | MAD000844498 | SHIPLEY COMPANY LLC | MARLBOROUGH | 576 |
| 44 | MAD001055235 | RAYTHEON COMPANY | ANDOVER | 519 |
| 45 | MAD001113059 | EASTERN ETCHING MFG | CHICPEE | 489 |
| 46 | MAD985290980 | WAKEFIELD ENGINEERING | FALL RIVER | 488 |
| 47 | MAD001128115 | FURON | WORCESTER | 487 |
| 48 | MAD076590652 | BULL ELECTRONICS | BRIGHTON | 487 |
| 49 | MAD051782753 | LINDBERG CORPORATION | NORWOOD | 479 |
| 50 | MAD076575513 | BOSTON EDISON COMPANY | DORCHESTER | 437 |
| TOTAL | | | | 586,508 |

NOTE: STATE MAY HAVE FEWER THAN FIFTY GENERATORS.

## MASSACHUSETTS

### 1995 WASTE GENERATION, CONTINUED

4 QUANTITIES OF WASTE GENERATED IN 1995 THAT WERE

- REPORTED WITH ONLY CHARACTERISTIC WASTE CODES
- REPORTED WITH ONLY LISTED WASTE CODES
- REPORTED WITH BOTH CHARACTERISTIC AND LISTED WASTE CODES

| WASTE HAS ONLY CHARACTERISTIC CODES | TONS OF WASTE GENERATED | WASTE HAS ONLY LISTED CODES | TONS OF WASTE GENERATED | WASTE HAS BOTH CHARACTERISTIC AND LISTED CODES | TONS OF WASTE GENERATED |
|---|---|---|---|---|---|
| ONLY IGNITABLE | 5,542 | ONLY AN F CODE | 178,974 | | |
| ONLY CORROSIVE | 240,705 | ONLY A K CODE | 0 | | |
| ONLY REACTIVE | 506 | ONLY A P CODE | 5 | | |
| ONLY D004-17 | 33,771 | ONLY A U CODE | 183 | | |
| ONLY D018-43 | 2,296 | | | | |
| HAS MORE THAN ONE CHARACTERISTIC CODE | 25,117 | HAS MORE THAN ONE LISTED CODE | 96 | | |
| TOTAL | 307,937 | TOTAL | 179,257 | TOTAL CHAR. AND LISTED | 118,834 |

5 QUANTITIES OF WASTE GENERATED IN 1995 THAT WERE MULTIPLY CODED

| WASTE HAS ONLY CHARACTERISTIC CODES BUT MORE THAN ONE APPLIES | TONS OF WASTE GENERATED | ONLY LISTED CODES BUT HAS MORE THAN ONE | TONS OF WASTE GENERATED | BOTH CHAR. & LISTED CODES | TONS OF WASTE GENERATE |
|---|---|---|---|---|---|
| HAS IGNITABLE CODE | 6,019 | | | IGN. W/ AT LEAST 1 LSTD | 15,82 |
| HAS CORROSIVE CODE | 13,274 | | | CORR. W/ AT LEAST 1 LSTD | 102,19 |
| HAS REACTIVE CODE | 8,405 | | | REACT. W/ AT LEAST 1 LSTD | 27 |
| HAS D004-D017 CODE | 20,988 | | | D004-17 W/ AT LEAST 1 LSTD | 8,45 |
| HAS D018-D043 CODE | 2,036 | | | D018-43 W/ AT LEAST 1 LSTD | 7,48 |
| | | HAS AN F CODE | 4 | F WASTE W/ AT LEAST 1 CHAR | 118,75 |
| | | HAS A K CODE | 92 | K WASTE W/ AT LEAST 1 CHAR | 2 |
| | | HAS A P CODE | 0 | P WASTE W/ AT LEAST 1 CHAR | 5 |
| | | HAS A U CODE | 96 | U WASTE W/ AT LEAST 1 CHAR | 69 |
| TOTAL | 25,117 | TOTAL | 96 | TOTAL | 118,83 |

NOTE: COLUMNS DO NOT SUM TO TOTAL BECAUSE A WASTE CODE MAY APPLY TO MORE THAN ONE WASTE.
MIXTURES WITH IGNITABLE, CORROSIVE, REACTIVE, D004-17, AND D018-43 CHARACTERISTIC CODES ALSO MAY CONTAIN OTHER CHARACTERISTIC WASTE CODES.
SIMILARLY, WASTES WITH F,K,P, AND U LISTED CODES MAY HAVE OTHER LISTED WASTE CODES.

# MASSACHUSETTS

## 1995 WASTE MANAGEMENT

6 NUMBER OF RCRA TSD FACILITIES: 51

7 QUANITY OF RCRA HAZARDOUS WASTE MANAGED: 7,288 TONS

8 FIFTY LARGEST RCRA HAZARDOUS WASTE MANAGEMENT FACILITIES, 1995

| RANK | EPA ID | SITE NAME | CITY | TONS OF WASTE MANAGED |
|---|---|---|---|---|
| 1 | MAD053452637 | CLEAN HARBORS OF BRAINTREE, INC | BRAINTREE | 1,856 |
| 2 | MAD981067234 | ALTERNATE CIRCUIT TECHNOLOGY | HAVERHILL | 1,453 |
| 3 | MAD001114818 | MONSANTO CHEMICAL COMPANY | SPRINGFIELD | 1,377 |
| 4 | MAD019371079 | GENERAL CHEMICAL CORPORATION | FRAMINGHAM | 1,116 |
| 5 | MAD001039767 | BOSTIK INC. | MIDDLETON | 904 |
| 6 | MAD046613279 | HANDY & HARMAN ATTLEBORO REFINING DIV. | ATTLEBORO | 304 |
| 7 | MAD002084093 | GENERAL ELECTRIC | PITTSFIELD | 173 |
| 8 | MAD048974349 | HANDY AND HARMAN ELECTRONIC MATERIALS CO | NORTH ATTLEBORO | 51 |
| 9 | MAD053483467 | THE GILLETTE COMPANY | ANDOVER | 27 |
| 10 | MAD980523203 | CLEAN HARBORS OF NATICK, INC | NATICK | 11 |
| 11 | MAD050587641 | DIELECTRIC POLYMERS, INC. | HOLYOKE | 6 |
| 12 | MAD053451019 | CAMGER CHEMICAL SYSTEMS, INC. | NORFOLK | 4 |
| 13 | MAD052924495 | ZECCO, INC. | NORTHBORO | 4 |
| 14 | MAD000650051 | WINDFIELD ALLOY INC. | LAWERENCE | 2 |
| 15 | MAD083391839 | ANITEC PRINTING PLATES | HOLYOKE | 2 |
| 16 | MAD981062284 | SUPERCON, INC. | SHREWSBURY | 0 |
| 17 | MAD000604447 | LAIDLAW ENVIRONMENTAL SERVICES | LAWRENCE | 0 |
| 18 | MAD001065069 | I T W DEVCON | DANVERS | 0 |
| 19 | MAD001402320 | POLAROID CORP | WALTHAM | 0 |
| 20 | MAD007325814 | TEXAS INSTRUMENTS INC. | ATTLEBORO | 0 |
| 21 | MAD065160756 | BOSTON UNIVERSITY MEDICAL CENTER | BOSTON | 0 |
| 22 | MAD073130411 | MASSACHUSETTS GENERAL HOSPITAL | BOSTON | 0 |
| 23 | MAD985266782 | LAWREENCE MARTIN LAB.-MGH EAST | CHARLESTOWN | 0 |
| TOTAL | | | | 7,288 |

NOTE: COLUMNS MAY NOT SUM DUE TO ROUNDING.
STATE MAY HAVE FEWER THAN FIFTY FACILITIES THAT MANAGED WASTE.
QUANTITY MANAGED ONLY BY STORAGE IS EXCLUDED.

## MASSACHUSETTS

### 1995 WASTE MANAGEMENT, CONTINUED

9 QUANTITY OF RCRA HAZARDOUS WASTE MANAGED BY MANAGEMENT METHOD, 1995

| MANAGEMENT METHOD | SYSTEM TYPE CODE | QUANTITY MANAGED (TONS) | PERCENTAGE OF QUANTITY | NUMBER OF FACILITIES | PERCENTAGE OF FACILITIES |
|---|---|---|---|---|---|
| METALS RECOVERY (FOR REUSE) | M011-M019 | 20 | .3 | 3 | 18.8 |
| SOLVENTS RECOVERY | M021-M029 | 2,256 | 31.0 | 6 | 37.5 |
| OTHER RECOVERY | M031-M039 | 4 | .1 | 2 | 12.5 |
| INCINERATION | M041-M049 | 196 | 2.7 | 4 | 25.0 |
| ENERGY RECOVERY (REUSE AS FUEL) | M051-M059 | 2,306 | 31.6 | 4 | 25.0 |
| FUEL BLENDING | M061 | 44 | .6 | 1 | 6.3 |
| AQUEOUS INORGANIC TREATMENT | M071-M079 | 1,762 | 24.2 | 5 | 31.3 |
| AQUEOUS ORGANIC TREATMENT | M081-M089 | 33 | .5 | 1 | 6.3 |
| AQUEOUS ORGANIC AND INORGANIC TREATMENT | M091-M099 | 0 | .0 | 1 | 6.3 |
| SLUDGE TREATMENT | M101-M109 | 0 | .0 | 2 | 12.5 |
| STABILIZATION | M111-M119 | 608 | 8.3 | 3 | 18.8 |
| OTHER TREATMENT | M121-M129 | 54 | .7 | 2 | 12.5 |
| LANDFILL | M132 | 5 | .1 | 1 | 6.3 |
| OTHER DISPOSAL SPECIFIED IN COMMENTS | M137 | 0 | .0 | 1 | 6.3 |
| TOTAL | | 7,288 | 100.0 | 16 | |

10 MANAGEMENT METHOD, BY QUANTITY OF RCRA HAZARDOUS WASTE MANAGED, 1995

| MANAGEMENT METHOD | SYSTEM TYPE CODE | QUANTITY MANAGED (TONS) | PERCENTAGE OF QUANTITY | NUMBER OF FACILITIES | PERCENTAGE OF FACILITIES |
|---|---|---|---|---|---|
| ENERGY RECOVERY (REUSE AS FUEL) | M051-M059 | 2,306 | 31.6 | 4 | 25.0 |
| SOLVENTS RECOVERY | M021-M029 | 2,256 | 31.0 | 6 | 37.5 |
| AQUEOUS INORGANIC TREATMENT | M071-M079 | 1,762 | 24.2 | 5 | 31.3 |
| STABILIZATION | M111-M119 | 608 | 8.3 | 3 | 18.8 |
| INCINERATION | M041-M049 | 196 | 2.7 | 4 | 25.0 |
| OTHER TREATMENT | M121-M129 | 54 | .7 | 2 | 12.5 |
| FUEL BLENDING | M061 | 44 | .6 | 1 | 6.3 |
| AQUEOUS ORGANIC TREATMENT | M081-M089 | 33 | .5 | 1 | 6.3 |
| METALS RECOVERY (FOR REUSE) | M011-M019 | 20 | .3 | 3 | 18.8 |
| LANDFILL | M132 | 5 | .1 | 1 | 6.3 |
| OTHER RECOVERY | M031-M039 | 4 | .1 | 2 | 12.5 |
| SLUDGE TREATMENT | M101-M109 | 0 | .0 | 2 | 12.5 |
| OTHER DISPOSAL SPECIFIED IN COMMENTS | M137 | 0 | .0 | 1 | 6.3 |
| AQUEOUS ORGANIC AND INORGANIC TREATMENT | M091-M099 | 0 | .0 | 1 | 6.3 |
| TOTAL | | 7,288 | 100.0 | 16 | |

NOTE: QUANTITY MANAGED ONLY BY STORAGE IS EXCLUDED.
FACILITIES WITH ONLY STORAGE UNITS ARE EXCLUDED.
COLUMNS MAY NOT SUM DUE TO ROUNDING.
COLUMNS MAY NOT SUM TO TOTAL BECAUSE FACILITIES MAY HAVE MULTIPLE HANDLING METHODS.

# MASSACHUSETTS

## 1995 WASTE MANAGEMENT, CONTINUED

11 MANAGEMENT METHOD AND QUANTITY OF RCRA HAZARDOUS WASTE MANAGED BY NUMBER OF FACILITIES, 1995

| MANAGEMENT METHOD | SYSTEM TYPE CODE | QUANTITY MANAGED (TONS) | PERCENTAGE OF QUANTITY | NUMBER OF FACILITIES | PERCENTAGE OF FACILITIES |
|---|---|---|---|---|---|
| SOLVENTS RECOVERY | M021-M029 | 2,256 | 31.0 | 6 | 37.5 |
| AQUEOUS INORGANIC TREATMENT | M071-M079 | 1,762 | 24.2 | 5 | 31.3 |
| INCINERATION | M041-M049 | 196 | 2.7 | 4 | 25.0 |
| ENERGY RECOVERY (REUSE AS FUEL) | M051-M059 | 2,306 | 31.6 | 4 | 25.0 |
| METALS RECOVERY (FOR REUSE) | M011-M019 | 20 | .3 | 3 | 18.8 |
| STABILIZATION | M111-M119 | 608 | 8.3 | 3 | 18.8 |
| OTHER RECOVERY | M031-M039 | 4 | .1 | 2 | 12.5 |
| SLUDGE TREATMENT | M101-M109 | 0 | .0 | 2 | 12.5 |
| OTHER TREATMENT | M121-M129 | 54 | .7 | 2 | 12.5 |
| FUEL BLENDING | M061 | 44 | .6 | 1 | 6.3 |
| AQUEOUS ORGANIC TREATMENT | M081-M089 | 33 | .5 | 1 | 6.3 |
| AQUEOUS ORGANIC AND INORGANIC TREATMENT | M091-M099 | 0 | .0 | 1 | 6.3 |
| LANDFILL | M132 | 5 | .1 | 1 | 6.3 |
| OTHER DISPOSAL SPECIFIED IN COMMENTS | M137 | 0 | .0 | 1 | 6.3 |
| TOTAL | | 7,288 | 100.0 | 16 | |

NOTE: QUANTITY MANAGED ONLY BY STORAGE IS EXCLUDED.
FACILITIES WITH ONLY STORAGE UNITS ARE EXCLUDED.
COLUMNS MAY NOT SUM DUE TO ROUNDING.
COLUMNS MAY NOT SUM TO TOTAL BECAUSE FACILITIES MAY HAVE MULTIPLE HANDLING METHODS.

12 QUANTITY AND PERCENTAGE OF RCRA HAZARDOUS WASTEWATER AND NON-WASTEWATER MANAGED IN 1995

| MANAGEMENT TYPE | TONS MANAGED | PERCENTAGE |
|---|---|---|
| WASTEWATER | 1,849 | 25.4 |
| NON-WASTEWATER | 5,439 | 74.6 |
| TOTAL | 7,288 | 100.0 |

## MASSACHUSETTS

### 1995 WASTE SHIPMENTS

13 NUMBER OF RCRA HAZARDOUS WASTE SHIPPERS: 472

14 QUANITIY OF RCRA HAZARDOUS WASTE SHIPPED: 119,187 TONS

15 FIFTY LARGEST RCRA HAZARDOUS WASTE SHIPPERS, 1995

| RANK | EPA ID | SITE NAME | CITY | QUANTITY SHIPPED (TONS) |
|---|---|---|---|---|
| 1 | MAD000604447 | LAIDLAW ENVIRONMENTAL SERVICES | LAWRENCE | 21,795 |
| 2 | MAD053452637 | CLEAN HARBORS OF BRAINTREE, INC | BRAINTREE | 21,217 |
| 3 | MAD985307560 | M/A/-COM, INC. | LOWELL | 4,862 |
| 4 | MAD980525505 | EASTERN MANUFACTURING CORP. | AMESBURY | 4,652 |
| 5 | MAD001402320 | POLAROID CORP | WALTHAM | 4,247 |
| 6 | MAD001408491 | GENERAL ELECTRIC AIRCRAFT ENGINES | LYNN | 3,393 |
| 7 | MAD980912323 | CHEMDESIGN CORPORATION | FITCHBURG | 3,350 |
| 8 | MAD019371079 | GENERAL CHEMICAL CORPORATION | FRAMINGHAM | 2,996 |
| 9 | MAD000844100 | CITGO PETROLEUM CORP. | EAST BRAINTREE | 2,309 |
| 10 | MAD088978143 | SAFETY-KLEEN MARLBORO | MARLBOROUGH | 1,918 |
| 11 | MAD047075734 | GEOCHEM, INC., D/B/A JET-LINE ENV. SRVCS | LOWELL | 1,867 |
| 12 | MAD060095569 | SAFETY-KLEEN CORP. | SALISBURY | 1,856 |
| 13 | MAD990886301 | ALTRON INCORPORATED | WILLMINGTON | 1,529 |
| 14 | MAD981887268 | NOVACOR CHEMICALS, INC. | INDIAN ORCHARD | 1,380 |
| 15 | MAD001408517 | GENERAL ELECTRIC AIRCRAFT ENGINES | LYNN | 1,232 |
| 16 | MAD000846493 | POLAROID CORPORATION | ASSONET | 1,230 |
| 17 | MAD985293802 | REXAM GRAPHICS | SOUTH HADLEY | 1,213 |
| 18 | MAD047982152 | COYNE TEXTILES SERVICES | NEW BEDFORD | 1,080 |
| 19 | MAD980523203 | CLEAN HARBORS OF NATICK, INC | NATICK | 1,037 |
| 20 | MAD052924495 | ZECCO, INC. | NORTHBORO | 1,012 |
| 21 | MAD007325814 | TEXAS INSTRUMENTS INC. | ATTLEBORO | 951 |
| 22 | MAD001114818 | MONSANTO CHEMICAL COMPANY | SPRINGFIELD | 898 |
| 23 | MAD001022375 | MORTON INTERNATIONAL | BEVERLY | 856 |
| 24 | MAD000842427 | EXXON CO. USA, EVERETT TERMINAL | EVERETT | 798 |
| 25 | MA7210025154 | DEPARTMENT OF THE ARMY DEVENS RESERVE FO | DEVENS | 782 |
| 26 | MAD096287354 | SAFETY-KLEEN CORP | WEST BROOKFIELD | 768 |
| 27 | MA2570024487 | 102 FW/EM | OTIS ANG BASE | 758 |
| 28 | MAD000844597 | WATERS CORP. | TAUNTON | 751 |
| 29 | MAD002084093 | GENERAL ELECTRIC | PITTSFIELD | 732 |
| 30 | MAD001128032 | WYMAN-GORDON COMPANY | NORTH GRAFTON | 723 |
| 31 | MAD000846006 | SAFETY-KLEEN CORP | BRIDGEWATER | 656 |
| 32 | MAD048974349 | HANDY AND HARMAN ELECTRONIC MATERIALS CO | NORTH ATTLEBORO | 641 |
| 33 | MAD082303777 | CYN OIL CORPORATION | STOUGHTON | 635 |
| 34 | MAD980523344 | MULTI-LAB., INC. | LAWERENCE | 607 |
| 35 | MAD000844498 | SHIPLEY COMPANY LLC | MARLBOROUGH | 558 |
| 36 | MAD001055235 | RAYTHEON COMPANY | ANDOVER | 519 |
| 37 | MAD076590652 | BULL ELECTRONICS | BRIGHTON | 514 |
| 38 | MAD001016302 | DENNISON MFG. CO. | FRAMINGHAM | 497 |
| 39 | MAD985290980 | WAKEFIELD ENGINEERING | FALL RIVER | 488 |
| 40 | MAD051782753 | LINDBERG CORPORATION | NORWOOD | 479 |
| 41 | MAD076575513 | BOSTON EDISON COMPANY | DORCHESTER | 437 |
| 42 | MAD981062284 | SUPERCON, INC. | SHREWSBURY | 418 |
| 43 | MAD001136035 | FLEXCON INDUSTRIAL PARK | SPENCER | 403 |
| 44 | MAD051778934 | PARLEX CORPORATION | METHUEN | 396 |
| 45 | MAD001138726 | ECC CORPORATION | HOLDEN | 389 |
| 46 | MAD062163191 | POLAROID CORPORATION | NORWOOD | 374 |
| 47 | MAD001047620 | DUNCAN GALVANIZING INC. | EVERETT | 359 |
| 48 | MAD001113059 | EASTERN ETCHING MFG | CHICPEE | 355 |
| 49 | MAD001764794 | VAN WATERS AND ROGERS, INC. | SALEM | 345 |
| 50 | MAD056019979 | IDEAL TAPE CO. | LOWELL | 340 |
| TOTAL | | | | 101,602 |

NOTE: COLUMNS MAY NOT SUM DUE TO ROUNDING.
STATE MAY HAVE FEWER THAN FIFTY SHIPPERS.

# MASSACHUSETTS

## 1995 WASTE RECEIPTS

16 NUMBER OF RCRA HAZARDOUS WASTE RECEIVERS: 13

17 QUANITIY OF RCRA HAZARDOUS WASTE RECEIVED: 50,104 TONS

18 FIFTY LARGEST RCRA HAZARDOUS WASTE RECEIVERS, 1995

| RANK | EPA ID | SITE NAME | CITY | QUANTITY RECEIVED (TONS) |
|---|---|---|---|---|
| 1 | MAD000604447 | LAIDLAW ENVIRONMENTAL SERVICES | LAWRENCE | 18,870 |
| 2 | MAD053452637 | CLEAN HARBORS OF BRAINTREE, INC | BRAINTREE | 18,128 |
| 3 | MAD047075734 | GEOCHEM, INC., D/B/A JET-LINE ENV. SRVCS | LOWELL | 3,214 |
| 4 | MAD019371079 | GENERAL CHEMICAL CORPORATION | FRAMINGHAM | 1,995 |
| 5 | MAD060095569 | SAFETY-KLEEN CORP. | SALISBURY | 1,540 |
| 6 | MAD088978143 | SAFETY-KLEEN MARLBORO | MARLBOROUGH | 1,418 |
| 7 | MAD980523203 | CLEAN HARBORS OF NATICK, INC | NATICK | 1,299 |
| 8 | MAD000846006 | SAFETY-KLEEN CORP | BRIDGEWATER | 1,149 |
| 9 | MAD096287354 | SAFETY-KLEEN CORP | WEST BROOKFIELD | 804 |
| 10 | MAD052924495 | ZECCO, INC. | NORTHBORO | 748 |
| 11 | MAD082303777 | CYN OIL CORPORATION | STOUGHTON | 632 |
| 12 | MAD046613279 | HANDY & HARMAN ATTLEBORO REFINING DIV. | ATTLEBORO | 304 |
| 13 | MAD000650051 | WINDFIELD ALLOY INC. | LAWERENCE | 2 |
| TOTAL | | | | 50,104 |

NOTE: COLUMNS MAY NOT SUM DUE TO ROUNDING.
STATE MAY HAVE FEWER THAN FIFTY FACILITIES THAT RECEIVED WASTE.

## MASSACHUSETTS

### 1995 WASTE RECEIPTS, CONTINUED

19 QUANTITY OF RCRA HAZARDOUS WASTE MANAGED, BY MANGEMENT METHOD, LIMITED TO WASTE RECEIVED FROM OFFSITE, 1995

| MANAGEMENT METHOD | SYSTEM TYPE CODE | QUANTITY MANAGED (TONS) | PERCENTAGE OF QUANTITY | NUMBER OF FACILITIES | PERCENTAGE OF FACILITIES |
|---|---|---|---|---|---|
| METALS RECOVERY (FOR REUSE) | M011-M019 | 20 | .6 | 3 | 50.0 |
| SOLVENTS RECOVERY | M021-M029 | 2,242 | 68.1 | 2 | 33.3 |
| OTHER RECOVERY | M031-M039 | 4 | .1 | 2 | 33.3 |
| INCINERATION | M041-M049 | 24 | .7 | 3 | 50.0 |
| ENERGY RECOVERY (REUSE AS FUEL) | M051-M059 | 1 | .0 | 1 | 16.7 |
| FUEL BLENDING | M061 | 44 | 1.4 | 1 | 16.7 |
| AQUEOUS INORGANIC TREATMENT | M071-M079 | 309 | 9.4 | 3 | 50.0 |
| AQUEOUS ORGANIC TREATMENT | M081-M089 | 33 | 1.0 | 1 | 16.7 |
| AQUEOUS ORGANIC AND INORGANIC TREATMENT | M091-M099 | 0 | .0 | 1 | 16.7 |
| SLUDGE TREATMENT | M101-M109 | 0 | .0 | 2 | 33.3 |
| STABILIZATION | M111-M119 | 608 | 18.5 | 3 | 50.0 |
| OTHER TREATMENT | M121-M129 | 3 | .1 | 1 | 16.7 |
| LANDFILL | M132 | 5 | .1 | 1 | 16.7 |
| OTHER DISPOSAL SPECIFIED IN COMMENTS | M137 | 0 | .0 | 1 | 16.7 |
| TOTAL | | 3,292 | 100.0 | 6 | |

20 MANAGEMENT METHOD, BY QUANTITY OF RCRA HAZARDOUS WASTE MANAGED, LIMITED TO WASTE RECEIVED FROM OFFSITE, 1995

| MANAGEMENT METHOD | SYSTEM TYPE CODE | QUANTITY MANAGED (TONS) | PERCENTAGE OF QUANTITY | NUMBER OF FACILITIES | PERCENTAGE OF FACILITIES |
|---|---|---|---|---|---|
| SOLVENTS RECOVERY | M021-M029 | 2,242 | 68.1 | 2 | 33.3 |
| STABILIZATION | M111-M119 | 608 | 18.5 | 3 | 50.0 |
| AQUEOUS INORGANIC TREATMENT | M071-M079 | 309 | 9.4 | 3 | 50.0 |
| FUEL BLENDING | M061 | 44 | 1.4 | 1 | 16.7 |
| AQUEOUS ORGANIC TREATMENT | M081-M089 | 33 | 1.0 | 1 | 16.7 |
| INCINERATION | M041-M049 | 24 | .7 | 3 | 50.0 |
| METALS RECOVERY (FOR REUSE) | M011-M019 | 20 | .6 | 3 | 50.0 |
| LANDFILL | M132 | 5 | .1 | 1 | 16.7 |
| OTHER RECOVERY | M031-M039 | 4 | .1 | 2 | 33.3 |
| OTHER TREATMENT | M121-M129 | 3 | .1 | 1 | 16.7 |
| ENERGY RECOVERY (REUSE AS FUEL) | M051-M059 | 1 | .0 | 1 | 16.7 |
| SLUDGE TREATMENT | M101-M109 | 0 | .0 | 2 | 33.3 |
| OTHER DISPOSAL SPECIFIED IN COMMENTS | M137 | 0 | .0 | 1 | 16.7 |
| AQUEOUS ORGANIC AND INORGANIC TREATMENT | M091-M099 | 0 | .0 | 1 | 16.7 |
| TOTAL | | 3,292 | 100.0 | 6 | |

NOTE: QUANTITY MANAGED ONLY BY STORAGE IS EXCLUDED.
FACILITIES WITH ONLY STORAGE UNITS ARE EXCLUDED.
COLUMNS MAY NOT SUM DUE TO ROUNDING.
COLUMNS MAY NOT SUM TO TOTAL BECAUSE FACILITIES MAY HAVE MULTIPLE HANDLING METHODS.

# MASSACHUSETTS

## 1995 WASTE RECEIPTS, CONTINUED

21 MANAGEMENT METHOD AND QUANTITY OF RCRA HAZARDOUS WASTE MANAGED, BY NUMBER OF FACILITIES, LIMITED TO WASTE RECEIVED FROM OFF SITE, 1995

| MANAGEMENT METHOD | SYSTEM TYPE CODE | QUANTITY MANAGED (TONS) | PERCENTAGE OF QUANTITY | NUMBER OF FACILITIES | PERCENTAGE OF FACILITIES |
|---|---|---|---|---|---|
| METALS RECOVERY (FOR REUSE) | M011-M019 | 20 | .6 | 3 | 50.0 |
| INCINERATION | M041-M049 | 24 | .7 | 3 | 50.0 |
| AQUEOUS INORGANIC TREATMENT | M071-M079 | 309 | 9.4 | 3 | 50.0 |
| STABILIZATION | M111-M119 | 608 | 18.5 | 3 | 50.0 |
| SOLVENTS RECOVERY | M021-M029 | 2,242 | 68.1 | 2 | 33.3 |
| OTHER RECOVERY | M031-M039 | 4 | .1 | 2 | 33.3 |
| SLUDGE TREATMENT | M101-M109 | 0 | .0 | 2 | 33.3 |
| ENERGY RECOVERY (REUSE AS FUEL) | M051-M059 | 1 | .0 | 1 | 16.7 |
| FUEL BLENDING | M061 | 44 | 1.4 | 1 | 16.7 |
| AQUEOUS ORGANIC TREATMENT | M081-M089 | 33 | 1.0 | 1 | 16.7 |
| AQUEOUS ORGANIC AND INORGANIC TREATMENT | M091-M099 | 0 | .0 | 1 | 16.7 |
| OTHER TREATMENT | M121-M129 | 3 | .1 | 1 | 16.7 |
| LANDFILL | M132 | 5 | .1 | 1 | 16.7 |
| OTHER DISPOSAL SPECIFIED IN COMMENTS | M137 | 0 | .0 | 1 | 16.7 |
| TOTAL | | 3,292 | 100.0 | 6 | |

NOTE: QUANTITY MANAGED ONLY BY STORAGE IS EXCLUDED.
FACILITIES WITH ONLY STORAGE UNITS ARE EXCLUDED.
COLUMNS MAY NOT SUM DUE TO ROUNDING.
COLUMNS MAY NOT SUM TO TOTAL BECAUSE FACILITIES MAY HAVE MULTIPLE HANDLING METHODS.

## MASSACHUSETTS

### 1995 IMPORTS AND EXPORTS

| | | | |
|---|---|---|---|
| 22 | QUANTITY OF RCRA HAZARDOUS WASTE IMPORTED: | 22,484 | TONS |
| 23 | QUANTITY OF RCRA HAZARDOUS WASTE EXPORTED: | 93,085 | TONS |

# MICHIGAN

## 1995 WASTE GENERATION

1 NUMBER OF RCRA LARGE QUANTITY GENERATORS (LQGS): 707

2 QUANTITY OF RCRA HAZARDOUS WASTE GENERATED: 12,459,834

3 FIFTY LARGEST RCRA HAZARDOUS WASTE GENERATORS IN THE STATE, 1995

| RANK | EPA ID | SITE NAME | CITY | TOTAL GENERATED (TONS) |
|---|---|---|---|---|
| 1 | MID000724724 | DOW CHEMICAL CO-MIDLAND PLANT SITE | MIDLAND | 9,637,185 |
| 2 | MID005358130 | TOTAL PETROLEUM INC. ALMA REFINERY | ALMA | 937,950 |
| 3 | MID082767591 | QUANEX CORPORATION, MI SEAMLESS | SOUTH LYON | 655,968 |
| 4 | MID000809632 | DOW CORNING CORP. MIDLAND PLANT | MIDLAND | 449,015 |
| 5 | MID006013643 | PARKE-DAVIS, DIV OF WARNER-LAMBERT | HOLLAND | 165,021 |
| 6 | MID980615298 | PETRO-CHEM PROC. GRP., NORTRU INC | DETROIT | 76,576 |
| 7 | MID005375837 | GENERAL PLATING INC., PLANT #2 | OAK PARK | 43,477 |
| 8 | MID000724831 | MICHIGAN DISPOSAL WASTE TREATMENT PLANT | BELLEVILLE | 43,259 |
| 9 | MID000820381 | THE UPJOHN COMPANY | KALAMAZOO | 38,314 |
| 10 | MID980990113 | ELECTRO CHEMICAL FINISHING COMPANY | WYOMING | 35,408 |
| 11 | MID005379706 | FORD MOTOR COMPANY, WAYNE ASSY PL | WAYNE | 28,345 |
| 12 | MID985637412 | BAY CITY PLATERS | BAY CITY | 21,395 |
| 13 | MID017422304 | MCLOUTH STEEL, TRENTON PLANT | TRENTON | 18,460 |
| 14 | MID980617435 | THE DOW CHEMICAL COMPANY | MIDLAND | 17,790 |
| 15 | MID053320677 | UNO-VEN -ROMULUS TERMINAL | ROMULUS | 15,846 |
| 16 | MIT270010325 | LECO CORPORATION | ST. JOSEPH | 13,743 |
| 17 | MID005358825 | E.I. DUPONT, MOUNT CLEMENS | MOUNT CLEMENS | 13,089 |
| 18 | MID000718726 | AUGUSTA DEVELOPMENT CORP. | MILAN | 12,653 |
| 19 | MID981092190 | DOUBLE EAGLE STEEL COATING COMPANY | DEARBORN | 11,536 |
| 20 | MID087054078 | NORTH STAR STEEL COMPANY | MONROE | 11,107 |
| 21 | MID027637693 | LAKESHORE ELECTRO-PLATE | BENTON HARBOR | 11,042 |
| 22 | MID985566629 | PAINT SERVICES GROUP OF NORTRU INC | DETROIT | 10,142 |
| 23 | MID005338801 | GAGE PRODUCTS COMPANY | FERNDALE | 10,119 |
| 24 | MIR000001537 | LAKESHORE ELECTRO-PLATE | STEVENSVILLE | 6,318 |
| 25 | MID980684088 | SOLVENT DISTILLERS GRP./NORTRU, INC. | DETROIT | 6,040 |
| 26 | MID006016547 | STEELCASE INC, GRAND RAPIDS SITE | GRAND RAPIDS | 5,560 |
| 27 | MID985621051 | GREEN BAY PAINT SLUDGE SITE | MENOMINEE | 5,349 |
| 28 | MID085031599 | MASCOTECH BRAUN COMPANY | DETROIT | 5,100 |
| 29 | MID097239669 | H.S. PROCESSING L.P. | ERIE | 4,058 |
| 30 | MID005356878 | GMC-DELPHI SAGINAW STEERING SYSTEMS | SAGINAW | 3,852 |
| 31 | MID980994271 | THE DOW CHEMICAL COMPANY | FREELAND | 3,814 |
| 32 | MID054683479 | CITY ENVIRONMENTAL, INC. | DETROIT | 3,549 |
| 33 | MID005356951 | GMC, FLINT VAN SLYKE COMPLEX | FLINT | 3,521 |
| 34 | MID007138746 | BASF CORPORATION, BOURKE AVE PLANT | DETROIT | 3,471 |
| 35 | MID080361454 | WYCKOFF CHEMICAL COMPANY | SOUTH HAVEN | 3,431 |
| 36 | MID005379714 | FORD MOTOR COMPANY, WIXOM ASSY PL | WIXOM | 3,000 |
| 37 | MID000724591 | SAMUEL WHITTAR INCORPORATED | DETROIT | 2,822 |
| 38 | MID005512066 | E.I. DUPONT, FLINT PLANT | FLINT | 2,808 |
| 39 | MID058816927 | JOHNSON CONTROLS BATTERY GROUP, INC. | OWOSSO | 2,791 |
| 40 | MID083684290 | ZEELAND CHEMICALS INCORPORATED | ZEELAND | 2,747 |
| 41 | MID002931228 | ANDERSON DEVELOPMENT COMPANY | ADRIAN | 2,629 |
| 42 | MID068814482 | QUANEX CORPORATION, MACSTEEL DIV | JACKSON | 2,609 |
| 43 | MID005068143 | ELECTRO-VOICE INCORPORATED | BUCHANAN | 2,527 |
| 44 | MID005363114 | ELF ATOCHEM NORTH AMERICA, INC. | RIVERVIEW | 2,494 |
| 45 | MID041793589 | PARLIN INDUSTRIES INCORPORATED | FERNDALE | 2,179 |
| 46 | MID005358783 | FEDERAL-MOGUL CORPORATION | ST. JOHNS | 2,051 |
| 47 | MID980683775 | KENTWOOD SITE/STEELCASE INC. | KENTWOOD | 2,001 |
| 48 | MID006545511 | ESCO COMPANY, LIMITED PARTNERSHIP | MUSKEGON | 1,967 |
| 49 | MID057002602 | ENVIRONMENTAL WASTE CONTROL INC. | INKSTER | 1,942 |
| 50 | MID000809228 | FORD MOTOR CO., MICHIGAN TRUCK PL | WAYNE | 1,925 |
| TOTAL | | | | 12,367,993 |

NOTE: STATE MAY HAVE FEWER THAN FIFTY GENERATORS.

## MICHIGAN

### 1995 WASTE GENERATION, CONTINUED

4 QUANTITIES OF WASTE GENERATED IN 1995 THAT WERE

- REPORTED WITH ONLY CHARACTERISTIC WASTE CODES
- REPORTED WITH ONLY LISTED WASTE CODES
- REPORTED WITH BOTH CHARACTERISTIC AND LISTED WASTE CODES

| WASTE HAS ONLY CHARACTERISTIC CODES | TONS OF WASTE GENERATED | WASTE HAS ONLY LISTED CODES | TONS OF WASTE GENERATED | WASTE HAS BOTH CHARACTERISTIC AND LISTED CODES | TONS OF WASTE GENERATED |
|---|---|---|---|---|---|
| ONLY IGNITABLE | 55,899 | ONLY AN F CODE | 637,191 | | |
| ONLY CORROSIVE | 7,958,648 | ONLY A K CODE | 695,399 | | |
| ONLY REACTIVE | 80 | ONLY A P CODE | 30 | | |
| ONLY D004-17 | 96,489 | ONLY A U CODE | 89,879 | | |
| ONLY D018-43 | 2,265,057 | | | | |
| HAS MORE THAN ONE CHARACTERISTIC CODE | 68,100 | HAS MORE THAN ONE LISTED CODE | 19,366 | | |
| TOTAL | 10,444,273 | TOTAL | 1,441,865 | TOTAL CHAR. AND LISTED | 573,085 |

5 QUANTITIES OF WASTE GENERATED IN 1995 THAT WERE MULTIPLY CODED

| WASTE HAS ONLY CHARACTERISTIC CODES BUT MORE THAN ONE APPLIES | TONS OF WASTE GENERATED | ONLY LISTED CODES BUT HAS MORE THAN ONE | TONS OF WASTE GENERATED | BOTH CHAR. & LISTED CODES | TONS OF WASTE GENERATE |
|---|---|---|---|---|---|
| HAS IGNITABLE CODE | 29,171 | | | IGN. W/ AT LEAST 1 LSTD | 311,48 |
| HAS CORROSIVE CODE | 39,404 | | | CORR. W/ AT LEAST 1 LSTD | 161,94 |
| HAS REACTIVE CODE | 1,381 | | | REACT. W/ AT LEAST 1 LSTD | 5,04 |
| HAS D004-D017 CODE | 40,130 | | | D004-17 W/ AT LEAST 1 LSTD | 103,47 |
| HAS D018-D043 CODE | 30,372 | | | D018-43 W/ AT LEAST 1 LSTD | 427,27 |
| | | HAS AN F CODE | 19,365 | F WASTE W/ AT LEAST 1 CHAR | 448,87 |
| | | HAS A K CODE | 18,738 | K WASTE W/ AT LEAST 1 CHAR | 184,94 |
| | | HAS A P CODE | 1 | P WASTE W/ AT LEAST 1 CHAR | 9 |
| | | HAS A U CODE | 19,239 | U WASTE W/ AT LEAST 1 CHAR | 75,61 |
| TOTAL | 68,100 | TOTAL | 19,366 | TOTAL | 573,08 |

NOTE: COLUMNS DO NOT SUM TO TOTAL BECAUSE A WASTE CODE MAY APPLY TO MORE THAN ONE WASTE.
MIXTURES WITH IGNITABLE, CORROSIVE, REACTIVE, D004-17, AND D018-43 CHARACTERISTIC CODES ALSO MAY CONTAIN OTHER CHARACTERISTIC WASTE CODES.
SIMILARLY, WASTES WITH F,K,P, AND U LISTED CODES MAY HAVE OTHER LISTED WASTE CODES.

# MICHIGAN

## 1995 WASTE MANAGEMENT

6 NUMBER OF RCRA TSD FACILITIES: 107

7 QUANITY OF RCRA HAZARDOUS WASTE MANAGED: 13,834,017 TONS

8 FIFTY LARGEST RCRA HAZARDOUS WASTE MANAGEMENT FACILITIES, 1995

| RANK | EPA ID | SITE NAME | CITY | TONS OF WASTE MANAGED |
|---|---|---|---|---|
| 1 | MID000724724 | DOW CHEMICAL CO-MIDLAND PLANT SITE | MIDLAND | 10,949,187 |
| 2 | MID005358130 | TOTAL PETROLEUM INC. ALMA REFINERY | ALMA | 937,562 |
| 3 | MID082767591 | QUANEX CORPORATION, MI SEAMLESS | SOUTH LYON | 655,963 |
| 4 | MID000809632 | DOW CORNING CORP. MIDLAND PLANT | MIDLAND | 435,855 |
| 5 | MID006013643 | PARKE-DAVIS, DIV OF WARNER-LAMBERT | HOLLAND | 317,024 |
| 6 | MID000724831 | MICHIGAN DISPOSAL WASTE TREATMENT PLANT | BELLEVILLE | 138,587 |
| 7 | MID048090633 | WAYNE DISPOSAL SITE #2 LANDFILL | BELLEVILLE | 127,159 |
| 8 | MID980615298 | PETRO-CHEM PROC. GRP., NORTRU INC | DETROIT | 91,577 |
| 9 | MID054683479 | CITY ENVIRONMENTAL, INC. | DETROIT | 48,607 |
| 10 | MID017079625 | DELPHI ENERGY & ENGINE MGMT. SYSTEMS | WYOMING | 43,800 |
| 11 | MID980684088 | SOLVENT DISTILLERS GRP./NORTRU, INC. | DETROIT | 28,335 |
| 12 | MID005379607 | LAFARGE CORPORATION | ALPENA | 26,059 |
| 13 | MID057002602 | ENVIRONMENTAL WASTE CONTROL INC. | INKSTER | 13,279 |
| 14 | MID980617435 | THE DOW CHEMICAL COMPANY | MIDLAND | 7,203 |
| 15 | MID980991566 | CITY ENVIRONMENTAL, INC. | DETROIT | 6,120 |
| 16 | MID000820381 | THE UPJOHN COMPANY | KALAMAZOO | 2,917 |
| 17 | MID092947928 | DRUG & LABORATORY DISPOSAL INC. | PLAINWELL | 910 |
| 18 | MID091605972 | DETREX CORPORATION | DETROIT | 842 |
| 19 | MID270012669 | GRAND RAPIDS DIE CASTING CORP. | GRAND RAPIDS | 831 |
| 20 | MID005360680 | CYTEC INDUSTRIES | KALAMAZOO | 810 |
| 21 | MID005511852 | K.C. JONES PLATING COMPANY | HAZEL PARK | 588 |
| 22 | MI0000140954 | M N P CORP | UTICA | 396 |
| 23 | MID088754668 | EDWARDS OIL SERVICE INCORPORATED | DETROIT | 270 |
| 24 | MID004950549 | METALWORKS INCORPORATED | LUDINGTON | 73 |
| 25 | MID005344973 | DIAMOND CHROME PLATING INC. | HOWELL | 20 |
| 26 | MID005354766 | EVART PRODUCTS TEXTRON, INC. | EVART | 18 |
| 27 | MID982205395 | KAY AUTOMOTIVE GRAPHICS | LAKE ORION | 13 |
| 28 | MID005068507 | NATIONAL COPPER PRODUCTS INC. | DOWAGIAC | 13 |
| 29 | MID098644685 | CONSUMERS PWR CO/PALISADES NUCLEAR | COVERT | 1 |
| 30 | MI0571924760 | U.S. AIR FORCE K.I. SAWYER AFB | GWINN | 0 |
| 31 | MID000809640 | EI DUPONT DE NEMOURS. MONTAGUE WORKS | MONTAGUE | 0 |
| 32 | MID000810648 | CHRYSLER CORPORATION | HIGHLAND PARK | 0 |
| 33 | MID005356621 | DELPHI CHASSIS SYSTEMS | LIVONIA | 0 |
| 34 | MID005356860 | DELPHI INTERIOR AND LIGHTING SYSTEMS GMC | FLINT | 0 |
| 35 | MID005356894 | GMC, LANSING PLANT #1 | LANSING | 0 |
| 36 | MID005515853 | PARKER HANNIFIN CORPORATION | KALAMAZOO | 0 |
| 37 | MID006026793 | AMWAY CORPORATION | ADA | 0 |
| 38 | MID020105565 | AMERICAN AXLE & MANUFACTURING INC. | DETROIT | 0 |
| 39 | MID048222608 | ALLIEDSIGNAL AEROSP., GUIDANCE SYS | BOYNE CITY | 0 |
| 40 | MID054686100 | MICROPHOTO INC. | DETROIT | 0 |
| 41 | MID056717747 | ENTHONE-OMI INC. | WARREN | 0 |
| 42 | MID069820181 | MCGEAN-ROHCO INCORPORATED | LIVONIA | 0 |
| 43 | MID072782683 | CHRYSLER CORP., STERLING STAMPING | STERLING HEIGHTS | 0 |
| 44 | MID080358351 | AGREVO USA COMPANY | NORTH MUSKEGON | 0 |
| 45 | MID086744802 | AMERICAN AXLE AND MANUFACTURING, INC. | DETROIT | 0 |
| 46 | MID099113128 | SELFRIDGE AIR NATIONAL GUARD | SELFRIDGE ANG BASE | 0 |
| 47 | MID981194269 | BASF CORPORATION | LIVONIA | 0 |
| 48 | MID981197940 | NORTHWEST AIRLINES, INC. | DETROIT | 0 |
| 49 | MID985566652 | IGK INDUSTRIES | ANN ARBOR | 0 |
| 50 | MIT270013071 | INDUSTRIAL SOLVENTS INCORPORATED | ST. LOUIS | 0 |
| TOTAL | | | | 13,834,017 |

NOTE: COLUMNS MAY NOT SUM DUE TO ROUNDING.
STATE MAY HAVE FEWER THAN FIFTY FACILITIES THAT MANAGED WASTE.
QUANTITY MANAGED ONLY BY STORAGE IS EXCLUDED.

## MICHIGAN

### 1995 WASTE MANAGEMENT, CONTINUED

9 QUANTITY OF RCRA HAZARDOUS WASTE MANAGED BY MANAGEMENT METHOD, 1995

| MANAGEMENT METHOD | SYSTEM TYPE CODE | QUANTITY MANAGED (TONS) | PERCENTAGE OF QUANTITY | NUMBER OF FACILITIES | PERCENTAGE OF FACILITIES |
|---|---|---|---|---|---|
| METALS RECOVERY (FOR REUSE) | M011-M019 | 6 | .0 | 2 | 6.7 |
| SOLVENTS RECOVERY | M021-M029 | 29,281 | .2 | 6 | 20.0 |
| OTHER RECOVERY | M031-M039 | 396 | .0 | 1 | 3.3 |
| INCINERATION | M041-M049 | 140,297 | 1.0 | 2 | 6.7 |
| ENERGY RECOVERY (REUSE AS FUEL) | M051-M059 | 27,302 | .2 | 3 | 10.0 |
| FUEL BLENDING | M061 | 92,398 | .7 | 2 | 6.7 |
| AQUEOUS INORGANIC TREATMENT | M071-M079 | 660,883 | 4.8 | 9 | 30.0 |
| AQUEOUS ORGANIC TREATMENT | M081-M089 | 983,503 | 7.1 | 6 | 20.0 |
| AQUEOUS ORGANIC AND INORGANIC TREATMENT | M091-M099 | 10,801,799 | 78.1 | 3 | 10.0 |
| SLUDGE TREATMENT | M101-M109 | 90 | .0 | 1 | 3.3 |
| STABILIZATION | M111-M119 | 144,099 | 1.0 | 4 | 13.3 |
| OTHER TREATMENT | M121-M129 | 773,805 | 5.6 | 10 | 33.3 |
| LANDFILL | M132 | 177,457 | 1.3 | 3 | 10.0 |
| DEEPWELL / UNDERGROUND INJECTION | M134 | 2,701 | .0 | 1 | 3.3 |
| TOTAL | | 13,834,017 | 100.0 | 30 | |

10 MANAGEMENT METHOD, BY QUANTITY OF RCRA HAZARDOUS WASTE MANAGED, 1995

| MANAGEMENT METHOD | SYSTEM TYPE CODE | QUANTITY MANAGED (TONS) | PERCENTAGE OF QUANTITY | NUMBER OF FACILITIES | PERCENTAGE OF FACILITIES |
|---|---|---|---|---|---|
| AQUEOUS ORGANIC AND INORGANIC TREATMENT | M091-M099 | 10,801,799 | 78.1 | 3 | 10.0 |
| AQUEOUS ORGANIC TREATMENT | M081-M089 | 983,503 | 7.1 | 6 | 20.0 |
| OTHER TREATMENT | M121-M129 | 773,805 | 5.6 | 10 | 33.3 |
| AQUEOUS INORGANIC TREATMENT | M071-M079 | 660,883 | 4.8 | 9 | 30.0 |
| LANDFILL | M132 | 177,457 | 1.3 | 3 | 10.0 |
| STABILIZATION | M111-M119 | 144,099 | 1.0 | 4 | 13.3 |
| INCINERATION | M041-M049 | 140,297 | 1.0 | 2 | 6.7 |
| FUEL BLENDING | M061 | 92,398 | .7 | 2 | 6.7 |
| SOLVENTS RECOVERY | M021-M029 | 29,281 | .2 | 6 | 20.0 |
| ENERGY RECOVERY (REUSE AS FUEL) | M051-M059 | 27,302 | .2 | 3 | 10.0 |
| DEEPWELL / UNDERGROUND INJECTION | M134 | 2,701 | .0 | 1 | 3.3 |
| OTHER RECOVERY | M031-M039 | 396 | .0 | 1 | 3.3 |
| SLUDGE TREATMENT | M101-M109 | 90 | .0 | 1 | 3.3 |
| METALS RECOVERY (FOR REUSE) | M011-M019 | 6 | .0 | 2 | 6.7 |
| TOTAL | | 13,834,017 | 100.0 | 30 | |

NOTE: QUANTITY MANAGED ONLY BY STORAGE IS EXCLUDED.
FACILITIES WITH ONLY STORAGE UNITS ARE EXCLUDED.
COLUMNS MAY NOT SUM DUE TO ROUNDING.
COLUMNS MAY NOT SUM TO TOTAL BECAUSE FACILITIES MAY HAVE MULTIPLE HANDLING METHODS.

# MICHIGAN

## 1995 WASTE MANAGEMENT, CONTINUED

11 MANAGEMENT METHOD AND QUANTITY OF RCRA HAZARDOUS WASTE MANAGED BY NUMBER OF FACILITIES, 1995

| MANAGEMENT METHOD | SYSTEM TYPE CODE | QUANTITY MANAGED (TONS) | PERCENTAGE OF QUANTITY | NUMBER OF FACILITIES | PERCENTAGE OF FACILITIES |
|---|---|---|---|---|---|
| OTHER TREATMENT | M121-M129 | 773,805 | 5.6 | 10 | 33.3 |
| AQUEOUS INORGANIC TREATMENT | M071-M079 | 660,883 | 4.8 | 9 | 30.0 |
| SOLVENTS RECOVERY | M021-M029 | 29,281 | .2 | 6 | 20.0 |
| AQUEOUS ORGANIC TREATMENT | M081-M089 | 983,503 | 7.1 | 6 | 20.0 |
| STABILIZATION | M111-M119 | 144,099 | 1.0 | 4 | 13.3 |
| ENERGY RECOVERY (REUSE AS FUEL) | M051-M059 | 27,302 | .2 | 3 | 10.0 |
| AQUEOUS ORGANIC AND INORGANIC TREATMENT | M091-M099 | 10,801,799 | 78.1 | 3 | 10.0 |
| LANDFILL | M132 | 177,457 | 1.3 | 3 | 10.0 |
| METALS RECOVERY (FOR REUSE) | M011-M019 | 6 | .0 | 2 | 6.7 |
| INCINERATION | M041-M049 | 140,297 | 1.0 | 2 | 6.7 |
| FUEL BLENDING | M061 | 92,398 | .7 | 2 | 6.7 |
| OTHER RECOVERY | M031-M039 | 396 | .0 | 1 | 3.3 |
| SLUDGE TREATMENT | M101-M109 | 90 | .0 | 1 | 3.3 |
| DEEPWELL / UNDERGROUND INJECTION | M134 | 2,701 | .0 | 1 | 3.3 |
| TOTAL | | 13,834,017 | 100.0 | 30 | |

NOTE: QUANTITY MANAGED ONLY BY STORAGE IS EXCLUDED.
FACILITIES WITH ONLY STORAGE UNITS ARE EXCLUDED.
COLUMNS MAY NOT SUM DUE TO ROUNDING.
COLUMNS MAY NOT SUM TO TOTAL BECAUSE FACILITIES MAY HAVE MULTIPLE HANDLING METHODS.

12 QUANTITY AND PERCENTAGE OF RCRA HAZARDOUS WASTEWATER AND NON-WASTEWATER MANAGED IN 1995

| MANAGEMENT TYPE | TONS MANAGED | PERCENTAGE |
|---|---|---|
| WASTEWATER | 13,231,503 | 95.6 |
| NON-WASTEWATER | 602,514 | 4.4 |
| TOTAL | 13,834,017 | 100.0 |

## MICHIGAN

### 1995 WASTE SHIPMENTS

13 NUMBER OF RCRA HAZARDOUS WASTE SHIPPERS: 707

14 QUANITIY OF RCRA HAZARDOUS WASTE SHIPPED: 456,708 TONS

15 FIFTY LARGEST RCRA HAZARDOUS WASTE SHIPPERS, 1995

| RANK | EPA ID | SITE NAME | CITY | QUANTITY SHIPPED (TONS) |
|---|---|---|---|---|
| 1 | MID980615298 | PETRO-CHEM PROC. GRP., NORTRU INC | DETROIT | 76,576 |
| 2 | MID000820381 | THE UPJOHN COMPANY | KALAMAZOO | 34,696 |
| 3 | MID005379706 | FORD MOTOR COMPANY, WAYNE ASSY PL | WAYNE | 28,345 |
| 4 | MID017422304 | MCLOUTH STEEL, TRENTON PLANT | TRENTON | 18,461 |
| 5 | MID980617435 | THE DOW CHEMICAL COMPANY | MIDLAND | 17,790 |
| 6 | MID053320677 | UNO-VEN -ROMULUS TERMINAL | ROMULUS | 15,846 |
| 7 | MID000809632 | DOW CORNING CORP. MIDLAND PLANT | MIDLAND | 13,161 |
| 8 | MID005358825 | E.I. DUPONT, MOUNT CLEMENS | MOUNT CLEMENS | 13,102 |
| 9 | MID000718726 | AUGUSTA DEVELOPMENT CORP. | MILAN | 12,653 |
| 10 | MID981092190 | DOUBLE EAGLE STEEL COATING COMPANY | DEARBORN | 11,540 |
| 11 | MID087054078 | NORTH STAR STEEL COMPANY | MONROE | 11,107 |
| 12 | MID985566629 | PAINT SERVICES GROUP OF NORTRU INC | DETROIT | 10,142 |
| 13 | MID005338801 | GAGE PRODUCTS COMPANY | FERNDALE | 10,119 |
| 14 | MID000724724 | DOW CHEMICAL CO-MIDLAND PLANT SITE | MIDLAND | 6,881 |
| 15 | MID006013643 | PARKE-DAVIS, DIV OF WARNER-LAMBERT | HOLLAND | 6,257 |
| 16 | MID980684088 | SOLVENT DISTILLERS GRP./NORTRU, INC. | DETROIT | 6,040 |
| 17 | MID985621051 | GREEN BAY PAINT SLUDGE SITE | MENOMINEE | 5,349 |
| 18 | MID054683479 | CITY ENVIRONMENTAL, INC. | DETROIT | 4,494 |
| 19 | MID097239669 | H.S. PROCESSING L.P. | ERIE | 4,058 |
| 20 | MID085031599 | MASCOTECH BRAUN COMPANY | DETROIT | 3,913 |
| 21 | MID005356878 | GMC-DELPHI SAGINAW STEERING SYSTEMS | SAGINAW | 3,852 |
| 22 | MID980994271 | THE DOW CHEMICAL COMPANY | FREELAND | 3,814 |
| 23 | MID005356951 | GMC, FLINT VAN SLYKE COMPLEX | FLINT | 3,521 |
| 24 | MID007138746 | BASF CORPORATION, BOURKE AVE PLANT | DETROIT | 3,471 |
| 25 | MID080361454 | WYCKOFF CHEMICAL COMPANY | SOUTH HAVEN | 3,418 |
| 26 | MID005379714 | FORD MOTOR COMPANY, WIXOM ASSY PL | WIXOM | 3,000 |
| 27 | MID000724591 | SAMUEL WHITTAR INCORPORATED | DETROIT | 2,822 |
| 28 | MID058816927 | JOHNSON CONTROLS BATTERY GROUP, INC. | OWOSSO | 2,791 |
| 29 | MID005512066 | E.I. DUPONT, FLINT PLANT | FLINT | 2,770 |
| 30 | MID083684290 | ZEELAND CHEMICALS INCORPORATED | ZEELAND | 2,747 |
| 31 | MID002931228 | ANDERSON DEVELOPMENT COMPANY | ADRIAN | 2,629 |
| 32 | MID068814482 | QUANEX CORPORATION, MACSTEEL DIV | JACKSON | 2,609 |
| 33 | MID005363114 | ELF ATOCHEM NORTH AMERICA, INC. | RIVERVIEW | 2,481 |
| 34 | MID006016547 | STEELCASE INC, GRAND RAPIDS SITE | GRAND RAPIDS | 2,426 |
| 35 | MID091605972 | DETREX CORPORATION | DETROIT | 2,298 |
| 36 | MID005358783 | FEDERAL-MOGUL CORPORATION | ST. JOHNS | 2,051 |
| 37 | MID980683775 | KENTWOOD SITE/STEELCASE INC. | KENTWOOD | 2,001 |
| 38 | MID006545511 | ESCO COMPANY, LIMITED PARTNERSHIP | MUSKEGON | 1,967 |
| 39 | MID057002602 | ENVIRONMENTAL WASTE CONTROL INC. | INKSTER | 1,942 |
| 40 | MID000809228 | FORD MOTOR CO., MICHIGAN TRUCK PL | WAYNE | 1,925 |
| 41 | MID001868538 | BASF CORPORATION, MILFORD AVE PLANT | DETROIT | 1,713 |
| 42 | MID064197742 | BASF CORPORATION | WYANDOTTE | 1,629 |
| 43 | MID980568836 | GENERAL MOTORS CORPORATION | PONTIAC | 1,606 |
| 44 | MID005506357 | MARATHON OIL COMPANY | DETROIT | 1,508 |
| 45 | MID980795488 | GMC, CADIL. DETROIT/HAMTRAMCK ASSY | DETROIT | 1,397 |
| 46 | MID980568570 | GMC, DELPHI ENERGY & ENGINE MANAGEMENT | FLINT | 1,367 |
| 47 | MID005334495 | BUDD COMPANY | DETROIT | 1,316 |
| 48 | HIT270012198 | GRAND HAVEN BRASS FOUNDRY | GRAND HAVEN | 1,301 |
| 49 | MID084300987 | MASCOTECH FORMING TECHNOLOGIES | FRASER | 1,204 |
| 50 | MID000718544 | GMC, ORION ASSEMBLY | LAKE ORION | 1,200 |
| TOTAL | | | | 379,304 |

NOTE: COLUMNS MAY NOT SUM DUE TO ROUNDING.
STATE MAY HAVE FEWER THAN FIFTY SHIPPERS.

# MICHIGAN

## 1995 WASTE RECEIPTS

16 NUMBER OF RCRA HAZARDOUS WASTE RECEIVERS: 19

17 QUANITIY OF RCRA HAZARDOUS WASTE RECEIVED: 513,382 TONS

18 FIFTY LARGEST RCRA HAZARDOUS WASTE RECEIVERS, 1995

| RANK | EPA ID | SITE NAME | CITY | QUANTITY RECEIVED (TONS) |
|---|---|---|---|---|
| 1 | MID048090633 | WAYNE DISPOSAL SITE #2 LANDFILL | BELLEVILLE | 126,995 |
| 2 | MID000724831 | MICHIGAN DISPOSAL WASTE TREATMENT PLANT | BELLEVILLE | 95,328 |
| 3 | MID980615298 | PETRO-CHEM PROC. GRP., NORTRU INC | DETROIT | 91,577 |
| 4 | MID980684088 | SOLVENT DISTILLERS GRP./NORTRU, INC. | DETROIT | 56,524 |
| 5 | MID054683479 | CITY ENVIRONMENTAL, INC. | DETROIT | 45,730 |
| 6 | MID000724724 | DOW CHEMICAL CO-MIDLAND PLANT SITE | MIDLAND | 41,158 |
| 7 | MID005379607 | LAFARGE CORPORATION | ALPENA | 26,059 |
| 8 | MID057002602 | ENVIRONMENTAL WASTE CONTROL INC. | INKSTER | 13,279 |
| 9 | MID980617435 | THE DOW CHEMICAL COMPANY | MIDLAND | 7,203 |
| 10 | MID980991566 | CITY ENVIRONMENTAL, INC. | DETROIT | 6,119 |
| 11 | MID981000615 | SAFETY-KLEEN CORPORATION | GRAND RAPIDS | 884 |
| 12 | MID091605972 | DETREX CORPORATION | DETROIT | 842 |
| 13 | MID000722686 | SAFETY-KLEEN CORPORATION | PONTIAC | 821 |
| 14 | MID092947928 | DRUG & LABORATORY DISPOSAL INC. | PLAINWELL | 387 |
| 15 | MID088754668 | EDWARDS OIL SERVICE INCORPORATED | DETROIT | 270 |
| 16 | MID000820381 | THE UPJOHN COMPANY | KALAMAZOO | 109 |
| 17 | MID053343976 | MICHIGAN STATE UNIVERSITY | EAST LANSING | 82 |
| 18 | MID000722694 | SAFETY KLEEN CORPORATION | ROMULUS | 12 |
| 19 | MID000809632 | DOW CORNING CORP. MIDLAND PLANT | MIDLAND | 1 |
| TOTAL | | | | 513,382 |

NOTE: COLUMNS MAY NOT SUM DUE TO ROUNDING.
STATE MAY HAVE FEWER THAN FIFTY FACILITIES THAT RECEIVED WASTE.

## MICHIGAN

### 1995 WASTE RECEIPTS, CONTINUED

19 QUANTITY OF RCRA HAZARDOUS WASTE MANAGED, BY MANGEMENT METHOD, LIMITED TO WASTE RECEIVED FROM OFFSITE, 1995

| MANAGEMENT METHOD | SYSTEM TYPE CODE | QUANTITY MANAGED (TONS) | PERCENTAGE OF QUANTITY | NUMBER OF FACILITIES | PERCENTAGE OF FACILITIES |
|---|---|---|---|---|---|
| METALS RECOVERY (FOR REUSE) | M011-M019 | 5 | .0 | 2 | 14.3 |
| SOLVENTS RECOVERY | M021-M029 | 29,177 | 6.0 | 2 | 14.3 |
| INCINERATION | M041-M049 | 7,425 | 1.5 | 2 | 14.3 |
| ENERGY RECOVERY (REUSE AS FUEL) | M051-M059 | 26,059 | 5.4 | 1 | 7.1 |
| FUEL BLENDING | M061 | 92,398 | 19.1 | 2 | 14.3 |
| AQUEOUS INORGANIC TREATMENT | M071-M079 | 3,931 | .8 | 4 | 28.6 |
| AQUEOUS ORGANIC TREATMENT | M081-M089 | 2,218 | .5 | 3 | 21.4 |
| AQUEOUS ORGANIC AND INORGANIC TREATMENT | M091-M099 | 33,846 | 7.0 | 2 | 14.3 |
| STABILIZATION | M111-M119 | 141,058 | 29.2 | 2 | 14.3 |
| OTHER TREATMENT | M121-M129 | 13,076 | 2.7 | 5 | 35.7 |
| LANDFILL | M132 | 134,198 | 27.8 | 2 | 14.3 |
| TOTAL | | 483,392 | 100.0 | 14 | |

20 MANAGEMENT METHOD, BY QUANTITY OF RCRA HAZARDOUS WASTE MANAGED, LIMITED TO WASTE RECEIVED FROM OFFSITE, 1995

| MANAGEMENT METHOD | SYSTEM TYPE CODE | QUANTITY MANAGED (TONS) | PERCENTAGE OF QUANTITY | NUMBER OF FACILITIES | PERCENTAGE OF FACILITIES |
|---|---|---|---|---|---|
| STABILIZATION | M111-M119 | 141,058 | 29.2 | 2 | 14.3 |
| LANDFILL | M132 | 134,198 | 27.8 | 2 | 14.3 |
| FUEL BLENDING | M061 | 92,398 | 19.1 | 2 | 14.3 |
| AQUEOUS ORGANIC AND INORGANIC TREATMENT | M091-M099 | 33,846 | 7.0 | 2 | 14.3 |
| SOLVENTS RECOVERY | M021-M029 | 29,177 | 6.0 | 2 | 14.3 |
| ENERGY RECOVERY (REUSE AS FUEL) | M051-M059 | 26,059 | 5.4 | 1 | 7.1 |
| OTHER TREATMENT | M121-M129 | 13,076 | 2.7 | 5 | 35.7 |
| INCINERATION | M041-M049 | 7,425 | 1.5 | 2 | 14.3 |
| AQUEOUS INORGANIC TREATMENT | M071-M079 | 3,931 | .8 | 4 | 28.6 |
| AQUEOUS ORGANIC TREATMENT | M081-M089 | 2,218 | .5 | 3 | 21.4 |
| METALS RECOVERY (FOR REUSE) | M011-M019 | 5 | .0 | 2 | 14.3 |
| TOTAL | | 483,392 | 100.0 | 14 | |

NOTE: QUANTITY MANAGED ONLY BY STORAGE IS EXCLUDED.
FACILITIES WITH ONLY STORAGE UNITS ARE EXCLUDED.
COLUMNS MAY NOT SUM DUE TO ROUNDING.
COLUMNS MAY NOT SUM TO TOTAL BECAUSE FACILITIES MAY HAVE MULTIPLE HANDLING METHODS.

# MICHIGAN

## 1995 WASTE RECEIPTS, CONTINUED

21 MANAGEMENT METHOD AND QUANTITY OF RCRA HAZARDOUS WASTE MANAGED, BY NUMBER OF FACILITIES, LIMITED TO WASTE RECEIVED FROM OFF SITE, 1995

| MANAGEMENT METHOD | SYSTEM TYPE CODE | QUANTITY MANAGED (TONS) | PERCENTAGE OF QUANTITY | NUMBER OF FACILITIES | PERCENTAGE OF FACILITIES |
|---|---|---|---|---|---|
| OTHER TREATMENT | M121-M129 | 13,076 | 2.7 | 5 | 35.7 |
| AQUEOUS INORGANIC TREATMENT | M071-M079 | 3,931 | .8 | 4 | 28.6 |
| AQUEOUS ORGANIC TREATMENT | M081-M089 | 2,218 | .5 | 3 | 21.4 |
| METALS RECOVERY (FOR REUSE) | M011-M019 | 5 | .0 | 2 | 14.3 |
| SOLVENTS RECOVERY | M021-M029 | 29,177 | 6.0 | 2 | 14.3 |
| INCINERATION | M041-M049 | 7,425 | 1.5 | 2 | 14.3 |
| FUEL BLENDING | M061 | 92,398 | 19.1 | 2 | 14.3 |
| AQUEOUS ORGANIC AND INORGANIC TREATMENT | M091-M099 | 33,846 | 7.0 | 2 | 14.3 |
| STABILIZATION | M111-M119 | 141,058 | 29.2 | 2 | 14.3 |
| LANDFILL | M132 | 134,198 | 27.8 | 2 | 14.3 |
| ENERGY RECOVERY (REUSE AS FUEL) | M051-M059 | 26,059 | 5.4 | 1 | 7.1 |
| TOTAL | | 483,392 | 100.0 | 14 | |

NOTE: QUANTITY MANAGED ONLY BY STORAGE IS EXCLUDED.
FACILITIES WITH ONLY STORAGE UNITS ARE EXCLUDED.
COLUMNS MAY NOT SUM DUE TO ROUNDING.
COLUMNS MAY NOT SUM TO TOTAL BECAUSE FACILITIES MAY HAVE MULTIPLE HANDLING METHODS.

## MICHIGAN

### 1995 IMPORTS AND EXPORTS

| | | | |
|---|---|---|---|
| 22 | QUANTITY OF RCRA HAZARDOUS WASTE IMPORTED: | 257,487 | TONS |
| 23 | QUANTITY OF RCRA HAZARDOUS WASTE EXPORTED: | 198,271 | TONS |

# MINNESOTA

## 1995 WASTE GENERATION

1 NUMBER OF RCRA LARGE QUANTITY GENERATORS (LQGS): 285

2 QUANTITY OF RCRA HAZARDOUS WASTE GENERATED: 293,489

3 FIFTY LARGEST RCRA HAZARDOUS WASTE GENERATORS IN THE STATE, 1995

| RANK | EPA ID | SITE NAME | CITY | TOTAL GENERATED (TONS) |
|---|---|---|---|---|
| 1 | MND006172902 | 3M AV PRODUCTS/TAPE MFG DIV (MNL138) | HUTCHINSON | 128,702 |
| 2 | MND000823922 | LORAL DEFENSE SYSTEMS - EAGAN | ST. PAUL | 46,687 |
| 3 | MND981190549 | DUGAS BOWERS PLATING CO | FRIDLEY | 22,578 |
| 4 | MND000819284 | HONEYWELL INC. HBC | GOLDEN VALLEY | 15,295 |
| 5 | MND041775008 | NORTH STAR STEEL COMPANY | ST. PAUL | 8,458 |
| 6 | MND982643298 | MICRO PARTS INC. | EAGAN | 6,408 |
| 7 | MND006161756 | IBM CORPORATION | ROCHESTER | 5,382 |
| 8 | MND006172969 | 3M COMPANY | COTTAGE GROVE | 5,277 |
| 9 | MND006148092 | GOPHER RESOURCE CORPORATION | EAGAN | 5,219 |
| 10 | MND981098478 | U.S. FILTER RECOVERY SERVICES, INC. | ROSEVILLE | 3,021 |
| 11 | MND985699826 | ASHLAND PETROLEUM CO. | ST. PAUL PARK | 2,955 |
| 12 | MND001037639 | ADVANCE CIRCUITS | ROSEVILLE | 2,878 |
| 13 | MNT280010257 | NICO PRODUCTS INC | MINNEAPOLIS | 2,730 |
| 14 | MND006251839 | WOLKERSTORFER COMPANY INC. | NEW BRIGHTON | 2,690 |
| 15 | MND006147268 | SHELDAHL INC EAST PLANT | NORTHFIELD | 2,659 |
| 16 | MN7213820908 | US ARMY - TCAAP | ARDEN HILLS | 2,352 |
| 17 | MND980700900 | BUREAU OF ENGRAVING, INC. | MINNEAPOLIS | 1,967 |
| 18 | MND006456768 | HUTCHINSON TECHNOLOGY INCORPORATED | HUTCHINSON | 1,281 |
| 19 | MND006173082 | 3M, 3M CENTER | ST. PAUL | 1,173 |
| 20 | MND006156590 | FEDERAL-HOFFMAN, INC. | ANOKA, MN | 1,058 |
| 21 | MND000824029 | 3M MAIN PLANT | ST PAUL | 915 |
| 22 | MND006207773 | FORD MOTOR CO | ST PAUL | 849 |
| 23 | MND006172621 | CO-OPERATIVE PLATING COMPANY | ST. PAUL | 822 |
| 24 | MND980681589 | AVTEC FINISHING SYSTEMS | NEW HOPE | 785 |
| 25 | MND004320693 | THERMO KING CORPORATION | BLOOMINGTON | 702 |
| 26 | MND006148282 | LUCAS BODY SYSTEMS - WINONA | WINONA | 643 |
| 27 | MNT280010034 | CIRCUIT SCIENCE INC | PLYMOUTH | 631 |
| 28 | MND000686071 | KOCH REFINERY CO.- HAZ.WASTE FACILITY | ROSEMOUNT | 566 |
| 29 | MND058330473 | ADVANCED FLEX, INC. - PLANT 1 | MINNETONKA | 547 |
| 30 | MND022888143 | DETERMAN WELDING AND TANK SERVICE | FRIDLEY | 488 |
| 31 | MND006160014 | PLATING INC | ST. PAUL | 485 |
| 32 | MND990860470 | BUCKBEE-MEARS ST. PAUL | ST. PAUL | 470 |
| 33 | MND097893085 | MIDWEST FURNISHINGS INC. | COON RAPIDS | 463 |
| 34 | MND985767482 | ECO FINISHING INC | FRIDLEY | 460 |
| 35 | MND050730175 | HARD CHROME INC. | MINNEAPOLIS | 443 |
| 36 | MND006963508 | NORTHWEST AIRLINES, INC. | ST. PAUL | 441 |
| 37 | MND980680540 | ADVANCE CIRCUITS PLANT #3 | HOPKINS | 420 |
| 38 | MND076522267 | AG-CHEM EQUIPMENT | JACKSON | 418 |
| 39 | MND985667807 | ADVANCED FLEX, INC.- PLANT #2 | CHASKA | 403 |
| 40 | MND000293076 | SEAGATE TECHNOLOGY | BLOOMINGTON | 376 |
| 41 | MND006219232 | MICOM CORPORATION | NEW BRIGHTON | 363 |
| 42 | MND006164511 | MARVIN WINDOWS | WARROAD | 360 |
| 43 | MND006253801 | SUPERIOR PLATING INC | MINNEAPOLIS | 355 |
| 44 | MND066539743 | HOLADAY CIRCUITS INC. | MINNETONKA | 319 |
| 45 | MND053429353 | W.S.A. INC. DBA VIRACON | OWATONNA | 318 |
| 46 | MND000808923 | CONSOLIDATED CONTAINER CORP. | MINNEAPOLIS | 312 |
| 47 | MND980995815 | MEDALLION KITCHENS OF MINNESOTA, INC. | WACONIA | 255 |
| 48 | MND000117572 | AWARD CRAFT INC. | BLOOMINGTON | 230 |
| 49 | MND980501167 | CRENLO, INC. - PLANT #2 | ROCHESTER | 213 |
| 50 | MND006478093 | MINCO PRODUCTS, INCORPORATED | FRIDLEY | 212 |
| TOTAL | | | | 283,037 |

NOTE: STATE MAY HAVE FEWER THAN FIFTY GENERATORS.

## MINNESOTA

### 1995 WASTE GENERATION, CONTINUED

4 QUANTITIES OF WASTE GENERATED IN 1995 THAT WERE

- REPORTED WITH ONLY CHARACTERISTIC WASTE CODES
- REPORTED WITH ONLY LISTED WASTE CODES
- REPORTED WITH BOTH CHARACTERISTIC AND LISTED WASTE CODES

| WASTE HAS ONLY CHARACTERISTIC CODES | TONS OF WASTE GENERATED | WASTE HAS ONLY LISTED CODES | TONS OF WASTE GENERATED | WASTE HAS BOTH CHARACTERISTIC AND LISTED CODES | TONS OF WASTE GENERATED |
|---|---|---|---|---|---|
| ONLY IGNITABLE | 2,180 | ONLY AN F CODE | 31,526 | | |
| ONLY CORROSIVE | 21,894 | ONLY A K CODE | 11,729 | | |
| ONLY REACTIVE | 75 | ONLY A P CODE | 28 | | |
| ONLY D004-17 | 13,584 | ONLY A U CODE | 125,147 | | |
| ONLY D018-43 | 402 | | | | |
| HAS MORE THAN ONE CHARACTERISTIC CODE | 70,087 | HAS MORE THAN ONE LISTED CODE | 32 | | |
| TOTAL | 108,222 | TOTAL | 168,462 | TOTAL CHAR. AND LISTED | 16,767 |

5 QUANTITIES OF WASTE GENERATED IN 1995 THAT WERE MULTIPLY CODED

| WASTE HAS ONLY CHARACTERISTIC CODES BUT MORE THAN ONE APPLIES | TONS OF WASTE GENERATED | ONLY LISTED CODES BUT HAS MORE THAN ONE | TONS OF WASTE GENERATED | BOTH CHAR. & LISTED CODES | TONS OF WASTE GENERAT |
|---|---|---|---|---|---|
| HAS IGNITABLE CODE | 3,070 | | | IGN. W/ AT LEAST 1 LSTD | 7,3 |
| HAS CORROSIVE CODE | 67,884 | | | CORR. W/ AT LEAST 1 LSTD | 2,1 |
| HAS REACTIVE CODE | 416 | | | REACT. W/ AT LEAST 1 LSTD | 1,6 |
| HAS D004-D017 CODE | 67,797 | | | D004-17 W/ AT LEAST 1 LSTD | 7,9 |
| HAS D018-D043 CODE | 1,754 | | | D018-43 W/ AT LEAST 1 LSTD | 6,7 |
| | | HAS AN F CODE | 32 | F WASTE W/ AT LEAST 1 CHAR | 16,4 |
| | | HAS A K CODE | 3 | K WASTE W/ AT LEAST 1 CHAR | |
| | | HAS A P CODE | 2 | P WASTE W/ AT LEAST 1 CHAR | |
| | | HAS A U CODE | 27 | U WASTE W/ AT LEAST 1 CHAR | 1,3 |
| TOTAL | 70,087 | TOTAL | 32 | TOTAL | 16,7 |

NOTE: COLUMNS DO NOT SUM TO TOTAL BECAUSE A WASTE CODE MAY APPLY TO MORE THAN ONE WASTE.
MIXTURES WITH IGNITABLE, CORROSIVE, REACTIVE, D004-17, AND D018-43 CHARACTERISTIC CODES ALSO MAY CONTAIN OTHER CHARACTERISTIC WASTE CODES.
SIMILARLY, WASTES WITH F,K,P, AND U LISTED CODES MAY HAVE OTHER LISTED WASTE CODES.

# MINNESOTA

## 1995 WASTE MANAGEMENT

6 NUMBER OF RCRA TSD FACILITIES: 42

7 QUANITY OF RCRA HAZARDOUS WASTE MANAGED: 245,001 TONS

8 FIFTY LARGEST RCRA HAZARDOUS WASTE MANAGEMENT FACILITIES, 1995

| RANK | EPA ID | SITE NAME | CITY | TONS OF WASTE MANAGED |
|---|---|---|---|---|
| 1 | MND006148092 | GOPHER RESOURCE CORPORATION | EAGAN | 64,433 |
| 2 | MND000823922 | LORAL DEFENSE SYSTEMS - EAGAN | ST. PAUL | 46,604 |
| 3 | MND000819268 | TWIN CITIES ARMY AMMUNITION PLANT | NEW BRIGHTON | 39,613 |
| 4 | MND981098478 | U.S. FILTER RECOVERY SERVICES, INC. | ROSEVILLE | 23,491 |
| 5 | MND981190549 | DUGAS BOWERS PLATING CO | FRIDLEY | 22,578 |
| 6 | MND006172969 | 3M COMPANY | COTTAGE GROVE | 19,611 |
| 7 | MND000819284 | HONEYWELL INC. HBC | GOLDEN VALLEY | 15,188 |
| 8 | MND982643298 | MICRO PARTS INC. | EAGAN | 6,408 |
| 9 | MND006161756 | IBM CORPORATION | ROCHESTER | 4,324 |
| 10 | MN7213820908 | US ARMY - TCAAP | ARDEN HILLS | 1,770 |
| 11 | MND097893085 | MIDWEST FURNISHINGS INC. | COON RAPIDS | 451 |
| 12 | MND081138604 | ALLIANT TECHSYSTEMS PROVING GROUND | ELK RIVER | 243 |
| 13 | MND006154918 | ELECTRO-PLATING ENG | ST PAUL | 78 |
| 14 | MND000819318 | HONEYWELL - MILITARY AVIONICS | MINNEAPOLIS | 77 |
| 15 | MND083467688 | MAYO FOUNDATION | ROCHESTER | 58 |
| 16 | MND080248750 | APPLIED COATING TECHNOLOGY | MENDOTA HEIGHTS | 38 |
| 17 | MND006156590 | FEDERAL-HOFFMAN, INC. | ANOKA, MN | 24 |
| 18 | MN3170022914 | ARMAMENT SYS. DIV., UNITED DEFENSE/NIROP | FRIDLEY | 13 |
| 19 | MND000686071 | KOCH REFINERY CO.- HAZ.WASTE FACILITY | ROSEMOUNT | 0 |
| 20 | MND000824052 | MINNESOTA POWER - DULUTH | DULUTH | 0 |
| 21 | MND001970334 | ALLIANT TECHSYSTEMS HOPKINS PLANT | HOPKINS | 0 |
| 22 | MND006478093 | MINCO PRODUCTS, INCORPORATED | FRIDLEY | 0 |
| 23 | MND077629467 | FRANKLIN HEATING STATION | ROCHESTER | 0 |
| 24 | MND980795546 | UNIV OF MINNESOTA, ROSEMOUNT RES. CENTER | ROSEMOUNT | 0 |
| 25 | MND981190150 | UNIV OF MINNESOTA,COMO TRANSFER FACILITY | MINNEAPOLIS | 0 |
| 26 | MN0000327155 | MN PLANT MGT DOA - CAPITOL COMPLEX | ST. PAUL | 0 |
| TOTAL | | | | 245,001 |

NOTE: COLUMNS MAY NOT SUM DUE TO ROUNDING.
STATE MAY HAVE FEWER THAN FIFTY FACILITIES THAT MANAGED WASTE.
QUANTITY MANAGED ONLY BY STORAGE IS EXCLUDED.

## MINNESOTA

### 1995 WASTE MANAGEMENT, CONTINUED

9 QUANTITY OF RCRA HAZARDOUS WASTE MANAGED BY MANAGEMENT METHOD, 1995

| MANAGEMENT METHOD | SYSTEM TYPE CODE | QUANTITY MANAGED (TONS) | PERCENTAGE OF QUANTITY | NUMBER OF FACILITIES | PERCENTAGE OF FACILITIES |
|---|---|---|---|---|---|
| METALS RECOVERY (FOR REUSE) | M011-M019 | 74,142 | 30.3 | 3 | 15.8 |
| SOLVENTS RECOVERY | M021-M029 | 91 | .0 | 3 | 15.8 |
| OTHER RECOVERY | M031-M039 | 628 | .3 | 1 | 5.3 |
| INCINERATION | M041-M049 | 19,632 | 8.0 | 2 | 10.5 |
| ENERGY RECOVERY (REUSE AS FUEL) | M051-M059 | 58 | .0 | 1 | 5.3 |
| AQUEOUS INORGANIC TREATMENT | M071-M079 | 110,016 | 44.9 | 10 | 52.6 |
| AQUEOUS ORGANIC TREATMENT | M081-M089 | 39,613 | 16.2 | 1 | 5.3 |
| SLUDGE TREATMENT | M101-M109 | 205 | .1 | 2 | 10.5 |
| OTHER TREATMENT | M121-M129 | 616 | .3 | 5 | 26.3 |
| TOTAL | | 245,001 | 100.0 | 19 | |

10 MANAGEMENT METHOD, BY QUANTITY OF RCRA HAZARDOUS WASTE MANAGED, 1995

| MANAGEMENT METHOD | SYSTEM TYPE CODE | QUANTITY MANAGED (TONS) | PERCENTAGE OF QUANTITY | NUMBER OF FACILITIES | PERCENTAGE OF FACILITIES |
|---|---|---|---|---|---|
| AQUEOUS INORGANIC TREATMENT | M071-M079 | 110,016 | 44.9 | 10 | 52.6 |
| METALS RECOVERY (FOR REUSE) | M011-M019 | 74,142 | 30.3 | 3 | 15.8 |
| AQUEOUS ORGANIC TREATMENT | M081-M089 | 39,613 | 16.2 | 1 | 5.3 |
| INCINERATION | M041-M049 | 19,632 | 8.0 | 2 | 10.5 |
| OTHER RECOVERY | M031-M039 | 628 | .3 | 1 | 5.3 |
| OTHER TREATMENT | M121-M129 | 616 | .3 | 5 | 26.3 |
| SLUDGE TREATMENT | M101-M109 | 205 | .1 | 2 | 10.5 |
| SOLVENTS RECOVERY | M021-M029 | 91 | .0 | 3 | 15.8 |
| ENERGY RECOVERY (REUSE AS FUEL) | M051-M059 | 58 | .0 | 1 | 5.3 |
| TOTAL | | 245,001 | 100.0 | 19 | |

NOTE: QUANTITY MANAGED ONLY BY STORAGE IS EXCLUDED.
FACILITIES WITH ONLY STORAGE UNITS ARE EXCLUDED.
COLUMNS MAY NOT SUM DUE TO ROUNDING.
COLUMNS MAY NOT SUM TO TOTAL BECAUSE FACILITIES MAY HAVE MULTIPLE HANDLING METHODS.

# MINNESOTA

## 1995 WASTE MANAGEMENT, CONTINUED

11 MANAGEMENT METHOD AND QUANTITY OF RCRA HAZARDOUS WASTE MANAGED BY NUMBER OF FACILITIES, 1995

| MANAGEMENT METHOD | SYSTEM TYPE CODE | QUANTITY MANAGED (TONS) | PERCENTAGE OF QUANTITY | NUMBER OF FACILITIES | PERCENTAGE OF FACILITIES |
|---|---|---|---|---|---|
| AQUEOUS INORGANIC TREATMENT | M071-M079 | 110,016 | 44.9 | 10 | 52.6 |
| OTHER TREATMENT | M121-M129 | 616 | .3 | 5 | 26.3 |
| METALS RECOVERY (FOR REUSE) | M011-M019 | 74,142 | 30.3 | 3 | 15.8 |
| SOLVENTS RECOVERY | M021-M029 | 91 | .0 | 3 | 15.8 |
| INCINERATION | M041-M049 | 19,632 | 8.0 | 2 | 10.5 |
| SLUDGE TREATMENT | M101-M109 | 205 | .1 | 2 | 10.5 |
| OTHER RECOVERY | M031-M039 | 628 | .3 | 1 | 5.3 |
| ENERGY RECOVERY (REUSE AS FUEL) | M051-M059 | 58 | .0 | 1 | 5.3 |
| AQUEOUS ORGANIC TREATMENT | M081-M089 | 39,613 | 16.2 | 1 | 5.3 |
| TOTAL | | 245,001 | 100.0 | 19 | |

NOTE: QUANTITY MANAGED ONLY BY STORAGE IS EXCLUDED.
FACILITIES WITH ONLY STORAGE UNITS ARE EXCLUDED.
COLUMNS MAY NOT SUM DUE TO ROUNDING.
COLUMNS MAY NOT SUM TO TOTAL BECAUSE FACILITIES MAY HAVE MULTIPLE HANDLING METHODS.

12 QUANTITY AND PERCENTAGE OF RCRA HAZARDOUS WASTEWATER AND NON-WASTEWATER MANAGED IN 1995

| MANAGEMENT TYPE | TONS MANAGED | PERCENTAGE |
|---|---|---|
| WASTEWATER | 150,272 | 61.3 |
| NON-WASTEWATER | 94,729 | 38.7 |
| TOTAL | 245,001 | 100.0 |

## MINNESOTA

### 1995 WASTE SHIPMENTS

13 NUMBER OF RCRA HAZARDOUS WASTE SHIPPERS: 281

14 QUANITIY OF RCRA HAZARDOUS WASTE SHIPPED: 2,143,019 TONS

15 FIFTY LARGEST RCRA HAZARDOUS WASTE SHIPPERS, 1995

| RANK | EPA ID | SITE NAME | CITY | QUANTITY SHIPPED (TONS) |
|---|---|---|---|---|
| 1 | MND981953045 | SAFETY-KLEEN CORP | BLAINE | 2,067,553 |
| 2 | MND041775008 | NORTH STAR STEEL COMPANY | ST. PAUL | 9,588 |
| 3 | MND006172969 | 3M COMPANY | COTTAGE GROVE | 7,444 |
| 4 | MND980700900 | BUREAU OF ENGRAVING, INC. | MINNEAPOLIS | 6,482 |
| 5 | MND006148092 | GOPHER RESOURCE CORPORATION | EAGAN | 5,227 |
| 6 | MND006172902 | 3M AV PRODUCTS/TAPE MFG DIV (MNL138) | HUTCHINSON | 3,282 |
| 7 | MND981098478 | U.S. FILTER RECOVERY SERVICES, INC. | ROSEVILLE | 3,218 |
| 8 | MND985699826 | ASHLAND PETROLEUM CO. | ST. PAUL PARK | 2,947 |
| 9 | MND001037639 | ADVANCE CIRCUITS | ROSEVILLE | 2,878 |
| 10 | MNT280010257 | NICO PRODUCTS INC | MINNEAPOLIS | 2,730 |
| 11 | MND006147268 | SHELDAHL INC EAST PLANT | NORTHFIELD | 2,674 |
| 12 | MND006456768 | HUTCHINSON TECHNOLOGY INCORPORATED | HUTCHINSON | 1,281 |
| 13 | MND006173082 | 3M, 3M CENTER | ST. PAUL | 1,173 |
| 14 | MND981097884 | SAFETY-KLEEN CORP | EAGAN | 1,121 |
| 15 | MND006156590 | FEDERAL-HOFFMAN, INC. | ANOKA, MN | 1,055 |
| 16 | MND006161756 | IBM CORPORATION | ROCHESTER | 995 |
| 17 | MND000824029 | 3M MAIN PLANT | ST PAUL | 915 |
| 18 | MND006207773 | FORD MOTOR CO | ST PAUL | 849 |
| 19 | MND006172621 | CO-OPERATIVE PLATING COMPANY | ST. PAUL | 823 |
| 20 | MND980681589 | AVTEC FINISHING SYSTEMS | NEW HOPE | 785 |
| 21 | MNT280010034 | CIRCUIT SCIENCE INC | PLYMOUTH | 632 |
| 22 | MN7213820908 | US ARMY - TCAAP | ARDEN HILLS | 582 |
| 23 | MND000686071 | KOCH REFINERY CO.- HAZ.WASTE FACILITY | ROSEMOUNT | 559 |
| 24 | MND058330473 | ADVANCED FLEX, INC. - PLANT 1 | MINNETONKA | 547 |
| 25 | MND980615736 | VAN WATERS AND ROGERS, INC. | ST. PAUL | 497 |
| 26 | MND022888143 | DETERMAN WELDING AND TANK SERVICE. | FRIDLEY | 488 |
| 27 | MND006160014 | PLATING INC | ST. PAUL | 485 |
| 28 | MND990860470 | BUCKBEE-MEARS ST. PAUL | ST. PAUL | 470 |
| 29 | MND985767482 | ECO FINISHING INC | FRIDLEY | 460 |
| 30 | MND006963508 | NORTHWEST AIRLINES, INC. | ST. PAUL | 440 |
| 31 | MND050730175 | HARD CHROME INC. | MINNEAPOLIS | 431 |
| 32 | MND980680540 | ADVANCE CIRCUITS PLANT #3 | HOPKINS | 420 |
| 33 | MND076522267 | AG-CHEM EQUIPMENT | JACKSON | 418 |
| 34 | MND985667807 | ADVANCED FLEX, INC.- PLANT #2 | CHASKA | 403 |
| 35 | MND006219232 | MICOM CORPORATION | NEW BRIGHTON | 363 |
| 36 | MND006253801 | SUPERIOR PLATING INC | MINNEAPOLIS | 356 |
| 37 | MND006164511 | MARVIN WINDOWS | WARROAD | 337 |
| 38 | MND066539743 | HOLADAY CIRCUITS INC. | MINNETONKA | 319 |
| 39 | MND053429353 | W.S.A. INC. DBA VIRACON | OWATONNA | 318 |
| 40 | MND000808923 | CONSOLIDATED CONTAINER CORP. | MINNEAPOLIS | 312 |
| 41 | MND000117572 | AWARD CRAFT INC. | BLOOMINGTON | 230 |
| 42 | MND980501167 | CRENLO, INC. - PLANT #2 | ROCHESTER | 213 |
| 43 | MND006478093 | MINCO PRODUCTS, INCORPORATED | FRIDLEY | 209 |
| 44 | MND079727061 | AMERICAN NATIONAL CAN COMPANY | MINNEAPOLIS | 203 |
| 45 | MND980995815 | MEDALLION KITCHENS OF MINNESOTA, INC. | WACONIA | 199 |
| 46 | MND981190242 | APTUS, INC | LAKEVILLE | 197 |
| 47 | MND006154918 | ELECTRO-PLATING ENG | ST PAUL | 196 |
| 48 | MND981089832 | UNIVERSAL CIRCUITS INC. | MAPLE GROVE | 177 |
| 49 | MND006251839 | WOLKERSTORFER COMPANY INC. | NEW BRIGHTON | 176 |
| 50 | MND985719475 | NEW BRIGHTON WATER TREAMENT PLANT 1 | NEW BRIGHTON | 174 |
| TOTAL | | | | 2,133,832 |

NOTE: COLUMNS MAY NOT SUM DUE TO ROUNDING.
STATE MAY HAVE FEWER THAN FIFTY SHIPPERS.

# MINNESOTA

## 1995 WASTE RECEIPTS

16 NUMBER OF RCRA HAZARDOUS WASTE RECEIVERS: 19

17 QUANITIY OF RCRA HAZARDOUS WASTE RECEIVED: 115,140 TONS

18 FIFTY LARGEST RCRA HAZARDOUS WASTE RECEIVERS, 1995

| RANK | EPA ID | SITE NAME | CITY | QUANTITY RECEIVED (TONS) |
|---|---|---|---|---|
| 1 | MND006148092 | GOPHER RESOURCE CORPORATION | EAGAN | 64,433 |
| 2 | MND981098478 | U.S. FILTER RECOVERY SERVICES, INC. | ROSEVILLE | 24,560 |
| 3 | MND006172969 | 3M COMPANY | COTTAGE GROVE | 20,482 |
| 4 | MND981190242 | APTUS, INC | LAKEVILLE | 2,633 |
| 5 | MND981953045 | SAFETY-KLEEN CORP | BLAINE | 1,081 |
| 6 | MND981097884 | SAFETY-KLEEN CORP | EAGAN | 976 |
| 7 | MND980615736 | VAN WATERS AND ROGERS, INC. | ST. PAUL | 494 |
| 8 | MND081138604 | ALLIANT TECHSYSTEMS PROVING GROUND | ELK RIVER | 196 |
| 9 | MND000686709 | ASHLAND CHEMICAL COMPANY | SHAKOPEE | 169 |
| 10 | MND000826206 | NSP - CHESTNUT SERVICE CENTER | MINNEAPOLIS | 70 |
| 11 | MND981190150 | UNIV OF MINNESOTA,COMO TRANSFER FACILITY | MINNEAPOLIS | 16 |
| 12 | MND000773341 | MN AIR NATIONAL GUARD | DULUTH | 15 |
| 13 | MND980795546 | UNIV OF MINNESOTA, ROSEMOUNT RES. CENTER | ROSEMOUNT | 6 |
| 14 | MND000824052 | MINNESOTA POWER - DULUTH | DULUTH | 4 |
| 15 | MND000823922 | LORAL DEFENSE SYSTEMS - EAGAN | ST. PAUL | 3 |
| 16 | MND000819284 | HONEYWELL INC. HBC | GOLDEN VALLEY | 2 |
| 17 | MND006156590 | FEDERAL-HOFFMAN, INC. | ANOKA, MN | 1 |
| 18 | MND006224612 | PENNZOIL PRODUCTS CO. | FRIDLEY | 0 |
| 19 | MND000686071 | KOCH REFINERY CO.- HAZ.WASTE FACILITY | ROSEMOUNT | 0 |
| TOTAL | | | | 115,140 |

NOTE: COLUMNS MAY NOT SUM DUE TO ROUNDING.
STATE MAY HAVE FEWER THAN FIFTY FACILITIES THAT RECEIVED WASTE.

## MINNESOTA

### 1995 WASTE RECEIPTS, CONTINUED

19 QUANTITY OF RCRA HAZARDOUS WASTE MANAGED, BY MANGEMENT METHOD, LIMITED TO WASTE RECEIVED FROM OFFSITE, 1995

| MANAGEMENT METHOD | SYSTEM TYPE CODE | QUANTITY MANAGED (TONS) | PERCENTAGE OF QUANTITY | NUMBER OF FACILITIES | PERCENTAGE OF FACILITIES |
|---|---|---|---|---|---|
| METALS RECOVERY (FOR REUSE) | M011-M019 | 72,372 | 67.2 | 2 | 33.3 |
| SOLVENTS RECOVERY | M021-M029 | 0 | .0 | 1 | 16.7 |
| OTHER RECOVERY | M031-M039 | 628 | .6 | 1 | 16.7 |
| INCINERATION | M041-M049 | 19,611 | 18.2 | 1 | 16.7 |
| AQUEOUS INORGANIC TREATMENT | M071-M079 | 14,798 | 13.7 | 2 | 33.3 |
| SLUDGE TREATMENT | M101-M109 | 127 | .1 | 1 | 16.7 |
| OTHER TREATMENT | M121-M129 | 182 | .2 | 2 | 33.3 |
| TOTAL | | 107,718 | 100.0 | 6 | |

20 MANAGEMENT METHOD, BY QUANTITY OF RCRA HAZARDOUS WASTE MANAGED, LIMITED TO WASTE RECEIVED FROM OFFSITE, 1995

| MANAGEMENT METHOD | SYSTEM TYPE CODE | QUANTITY MANAGED (TONS) | PERCENTAGE OF QUANTITY | NUMBER OF FACILITIES | PERCENTAGE OF FACILITIES |
|---|---|---|---|---|---|
| METALS RECOVERY (FOR REUSE) | M011-M019 | 72,372 | 67.2 | 2 | 33.3 |
| INCINERATION | M041-M049 | 19,611 | 18.2 | 1 | 16.7 |
| AQUEOUS INORGANIC TREATMENT | M071-M079 | 14,798 | 13.7 | 2 | 33.3 |
| OTHER RECOVERY | M031-M039 | 628 | .6 | 1 | 16.7 |
| OTHER TREATMENT | M121-M129 | 182 | .2 | 2 | 33.3 |
| SLUDGE TREATMENT | M101-M109 | 127 | .1 | 1 | 16.7 |
| SOLVENTS RECOVERY | M021-M029 | 0 | .0 | 1 | 16.7 |
| TOTAL | | 107,718 | 100.0 | 6 | |

NOTE: QUANTITY MANAGED ONLY BY STORAGE IS EXCLUDED.
FACILITIES WITH ONLY STORAGE UNITS ARE EXCLUDED.
COLUMNS MAY NOT SUM DUE TO ROUNDING.
COLUMNS MAY NOT SUM TO TOTAL BECAUSE FACILITIES MAY HAVE MULTIPLE HANDLING METHODS.

# MINNESOTA

## 1995 WASTE RECEIPTS, CONTINUED

21 MANAGEMENT METHOD AND QUANTITY OF RCRA HAZARDOUS WASTE MANAGED, BY NUMBER OF FACILITIES, LIMITED TO WASTE RECEIVED FROM OFF SITE, 1995

| MANAGEMENT METHOD | SYSTEM TYPE CODE | QUANTITY MANAGED (TONS) | PERCENTAGE OF QUANTITY | NUMBER OF FACILITIES | PERCENTAGE OF FACILITIES |
|---|---|---|---|---|---|
| METALS RECOVERY (FOR REUSE) | M011-M019 | 72,372 | 67.2 | 2 | 33.3 |
| AQUEOUS INORGANIC TREATMENT | M071-M079 | 14,798 | 13.7 | 2 | 33.3 |
| OTHER TREATMENT | M121-M129 | 182 | .2 | 2 | 33.3 |
| SOLVENTS RECOVERY | M021-M029 | 0 | .0 | 1 | 16.7 |
| OTHER RECOVERY | M031-M039 | 628 | .6 | 1 | 16.7 |
| INCINERATION | M041-M049 | 19,611 | 18.2 | 1 | 16.7 |
| SLUDGE TREATMENT | M101-M109 | 127 | .1 | 1 | 16.7 |
| TOTAL | | 107,718 | 100.0 | 6 | |

NOTE: QUANTITY MANAGED ONLY BY STORAGE IS EXCLUDED.
FACILITIES WITH ONLY STORAGE UNITS ARE EXCLUDED.
COLUMNS MAY NOT SUM DUE TO ROUNDING.
COLUMNS MAY NOT SUM TO TOTAL BECAUSE FACILITIES MAY HAVE MULTIPLE HANDLING METHODS.

## MINNESOTA

### 1995 IMPORTS AND EXPORTS

| | | | |
|---|---|---|---|
| 22 | QUANTITY OF RCRA HAZARDOUS WASTE IMPORTED: | 18,664 | TONS |
| 23 | QUANTITY OF RCRA HAZARDOUS WASTE EXPORTED: | 2,111,569 | TONS |

# MISSISSIPPI

## 1995 WASTE GENERATION

1 NUMBER OF RCRA LARGE QUANTITY GENERATORS (LQGS): 152

2 QUANTITY OF RCRA HAZARDOUS WASTE GENERATED: 1,579,260

3 FIFTY LARGEST RCRA HAZARDOUS WASTE GENERATORS IN THE STATE, 1995

| RANK | EPA ID | SITE NAME | CITY | TOTAL GENERATED (TONS) |
|---|---|---|---|---|
| 1 | MSD096046792 | E.I. DUPONT DE NEMOURS & CO. | PASS CHRISTIAN | 909,267 |
| 2 | MSD008186587 | MORTON INTERNATIONAL, INC. | MOSS POINT | 502,311 |
| 3 | MSD008194144 | KENSON WOOD RESERVING CORP. | PICAYUNE | 56,084 |
| 4 | MSD990866329 | KERR-MCGEE CHEMICAL CORP. | COLUMBUS | 28,311 |
| 5 | MSD054179403 | CHEVRON | PASCAGOULA | 19,136 |
| 6 | MSD980601686 | CATERPILLAR REMANUFACTURED PRODUCTS GP | CORINTH | 12,696 |
| 7 | MSD033417031 | FIRST CHEMICAL CORP. | PACAGOULA | 8,552 |
| 8 | MSD985978501 | DELTA WIRE CORP. | CLARKSDALE | 7,997 |
| 9 | MSD065490930 | WOOD TREATING, INC. | PICAYUNE | 7,611 |
| 10 | MSD008158685 | BIRMINGHAM STEEL CORPORATION | JACCKSON | 5,461 |
| 11 | MSD050648757 | INGALLS SHIPBUILDING WEST BANK | PASCAGOULA | 2,371 |
| 12 | MSD001661719 | ARIZONA CHEMICAL COMPANY | GULFPORT | 2,293 |
| 13 | MSD066106923 | PLATTE CHEMICAL COMPANY | GREENVILLE | 1,379 |
| 14 | MSD130452501 | THOMAS & BETTS | SOUTHAVEN | 1,185 |
| 15 | MSD001473073 | WONDURA PRODUCTS, INC. | TUPELO | 1,015 |
| 16 | MSD985966514 | CENTRAL GALVANIZING, INC. | KOSCIUSKO | 671 |
| 17 | MSD063947790 | PIPER IMPACT, INC. | NEW ALBANY | 632 |
| 18 | MSD000742668 | GE PLASTICS | PEARLINGTON | 603 |
| 19 | MSD004010724 | UNITED TECHNOLOGIES MOTOR SYSTEMS | COLUMBUS | 592 |
| 20 | MS0000043307 | PRECOAT METALS | JACKSON | 518 |
| 21 | MSD052512027 | AZTEC INDUSTRIES, INC. | RICHLAND | 516 |
| 22 | MSD010406809 | AUTOMATIC PROCESSING, INC. | MOSS POINT | 505 |
| 23 | MSD004000782 | BABCOCK AND WILCOX COMPANY | WEST POINT | 474 |
| 24 | MSD006294771 | CHROMCRAFT FURNITURE | SENATOBIA | 461 |
| 25 | MSD980601512 | MORTON INTERNATIONAL ELECT MATERIAL | MOSS POINT | 460 |
| 26 | MSD000287417 | THE THOMPSON-MINWAX CO. | OLIVE BRANCH | 458 |
| 27 | MSD980799480 | ICI ACRYLICS | OLIVE BRANCH | 388 |
| 28 | MSD041165747 | AKZO COATINGS, INC. | CLINTON | 346 |
| 29 | MSD991277310 | PLANTATION PIPELINE CO. | COLLINS | 338 |
| 30 | MSD081341729 | RINGIER AMERICA, INC. | CORINTH | 302 |
| 31 | MSD000272385 | RED PANTHER CHEMICAL COMPANY | CLARKSDALE | 289 |
| 32 | MSD057226961 | CAVENHAM FOREST INDUSTRIES, INC. | GULFPORT | 287 |
| 33 | MSD007027543 | KOPPERS INDUSTRIES, INC. | TIE PLANT | 278 |
| 34 | MSD980709646 | EKA NOBEL, INC. | COLUMBUS | 272 |
| 35 | MSD982112872 | PLYMOUTH TUBE COMPANY | EUPORA | 238 |
| 36 | MSD004001244 | GENCORP POLYMER PRODUCTS | COLUMBUS | 235 |
| 37 | MSD096076781 | IPC CORINTH DIVISION, INC. | CORINTH | 215 |
| 38 | MSR000001446 | SOUTHERN IONICS INC.-WEST POINT | WEST POINT | 196 |
| 39 | MSD033394602 | PEAVEY ELECTRONICS, PLANT 3 | MERIDIAN | 193 |
| 40 | MSD007019623 | HEATCRAFT, INC. | GRENADA | 193 |
| 41 | MSD054531215 | EMHART IND., INC./TRUE TEMPER SPORTS | AMORY | 161 |
| 42 | MSD982770547 | VALVOLINE CAR CARE PRODUCTS(PYROIL FAC) | HERNANDO | 159 |
| 43 | MSD982110389 | HUNTER-DOUGLAS TUPELO CENTER | SHANNON | 151 |
| 44 | MSD050999127 | ETHYL PETROLEUM ADDITIVES INC. | NATCHEA | 151 |
| 45 | MS2570024164 | KEESLER AIR FORCE BASE | KEESLER AFB | 150 |
| 46 | MSD985971654 | MOOG BATESVILLE | BATESVILLE | 139 |
| 47 | MSD098590615 | INGALLS SHIPBUILDING EAST BANK | PASCAGOULA | 114 |
| 48 | MSD097904932 | ALUMAX EXTRUSIONS, INC. | HERNANDO | 102 |
| 49 | MSD082008921 | VAN LEER CONTAINERS, INC. | CANTON | 99 |
| 50 | MSD982114712 | REMAN, INC. | MORTON | 90 |
| TOTAL | | | | 1,576,642 |

NOTE: STATE MAY HAVE FEWER THAN FIFTY GENERATORS.

## MISSISSIPPI

### 1995 WASTE GENERATION, CONTINUED

4 QUANTITIES OF WASTE GENERATED IN 1995 THAT WERE

- REPORTED WITH ONLY CHARACTERISTIC WASTE CODES
- REPORTED WITH ONLY LISTED WASTE CODES
- REPORTED WITH BOTH CHARACTERISTIC AND LISTED WASTE CODES

| WASTE HAS ONLY CHARACTERISTIC CODES | TONS OF WASTE GENERATED | WASTE HAS ONLY LISTED CODES | TONS OF WASTE GENERATED | WASTE HAS BOTH CHARACTERISTIC AND LISTED CODES | TONS OF WASTE GENERATED |
|---|---|---|---|---|---|
| ONLY IGNITABLE | 2,039 | ONLY AN F CODE | 95,802 | | |
| ONLY CORROSIVE | 1,112 | ONLY A K CODE | 4,321 | | |
| ONLY REACTIVE | 509,698 | ONLY A P CODE | 259 | | |
| ONLY D004-17 | 11,146 | ONLY A U CODE | 67 | | |
| ONLY D018-43 | 874 | | | | |
| HAS MORE THAN ONE CHARACTERISTIC CODE | 935,021 | HAS MORE THAN ONE LISTED CODE | 5,460 | | |
| TOTAL | 1,459,891 | TOTAL | 105,910 | TOTAL CHAR. AND LISTED | 13,459 |

5 QUANTITIES OF WASTE GENERATED IN 1995 THAT WERE MULTIPLY CODED

| WASTE HAS ONLY CHARACTERISTIC CODES BUT MORE THAN ONE APPLIES | TONS OF WASTE GENERATED | ONLY LISTED CODES BUT HAS MORE THAN ONE | TONS OF WASTE GENERATED | BOTH CHAR. & LISTED CODES | TONS OF WASTE GENERATE |
|---|---|---|---|---|---|
| HAS IGNITABLE CODE | 2,491 | | | IGN. W/ AT LEAST 1 LSTD | 7,38 |
| HAS CORROSIVE CODE | 932,479 | | | CORR. W/ AT LEAST 1 LSTD | 1,05 |
| HAS REACTIVE CODE | 7,946 | | | REACT. W/ AT LEAST 1 LSTD | 10 |
| HAS D004-D017 CODE | 925,159 | | | D004-17 W/ AT LEAST 1 LSTD | 3,84 |
| HAS D018-D043 CODE | 2,237 | | | D018-43 W/ AT LEAST 1 LSTD | 8,04 |
| | | HAS AN F CODE | 5,460 | F WASTE W/ AT LEAST 1 CHAR | 6,15 |
| | | HAS A K CODE | 5,460 | K WASTE W/ AT LEAST 1 CHAR | 6,17 |
| | | HAS A P CODE | 0 | P WASTE W/ AT LEAST 1 CHAR | |
| | | HAS A U CODE | 0 | U WASTE W/ AT LEAST 1 CHAR | 3,19 |
| TOTAL | 935,021 | TOTAL | 5,460 | TOTAL | 13,45 |

NOTE: COLUMNS DO NOT SUM TO TOTAL BECAUSE A WASTE CODE MAY APPLY TO MORE THAN ONE WASTE.
MIXTURES WITH IGNITABLE, CORROSIVE, REACTIVE, D004-17, AND D018-43 CHARACTERISTIC CODES ALSO MAY CONTAIN OTHER CHARACTERISTIC WASTE CODES.
SIMILARLY, WASTES WITH F,K,P, AND U LISTED CODES MAY HAVE OTHER LISTED WASTE CODES.

# MISSISSIPPI

## 1995 WASTE MANAGEMENT

6 NUMBER OF RCRA TSD FACILITIES: 19

7 QUANITY OF RCRA HAZARDOUS WASTE MANAGED: 1,446,886 TONS

8 FIFTY LARGEST RCRA HAZARDOUS WASTE MANAGEMENT FACILITIES, 1995

| RANK | EPA ID | SITE NAME | CITY | TONS OF WASTE MANAGED |
|---|---|---|---|---|
| 1 | MSD096046792 | E.I. DUPONT DE NEMOURS & CO. | PASS CHRISTIAN | 909,502 |
| 2 | MSD008186587 | MORTON INTERNATIONAL, INC. | MOSS POINT | 502,311 |
| 3 | MSD054179403 | CHEVRON | PASCAGOULA | 18,097 |
| 4 | MSD077655876 | HOLNAM, INC. | ARTESIA | 11,526 |
| 5 | MSD033417031 | FIRST CHEMICAL CORP. | PACAGOULA | 5,347 |
| 6 | MSD096076781 | IPC CORINTH DIVISION, INC. | CORINTH | 81 |
| 7 | MSD097909485 | RELIABLE ELECTRIC UTILITY PROD | GREENVILLE | 24 |
| TOTAL | | | | 1,446,886 |

NOTE: COLUMNS MAY NOT SUM DUE TO ROUNDING.
STATE MAY HAVE FEWER THAN FIFTY FACILITIES THAT MANAGED WASTE.
QUANTITY MANAGED ONLY BY STORAGE IS EXCLUDED.

## MISSISSIPPI

### 1995 WASTE MANAGEMENT, CONTINUED

9 QUANTITY OF RCRA HAZARDOUS WASTE MANAGED BY MANAGEMENT METHOD, 1995

| MANAGEMENT METHOD | SYSTEM TYPE CODE | QUANTITY MANAGED (TONS) | PERCENTAGE OF QUANTITY | NUMBER OF FACILITIES | PERCENTAGE OF FACILITIES |
|---|---|---|---|---|---|
| SOLVENTS RECOVERY | M021-M029 | 81 | .0 | 1 | 14.3 |
| OTHER RECOVERY | M031-M039 | 3,693 | .3 | 1 | 14.3 |
| ENERGY RECOVERY (REUSE AS FUEL) | M051-M059 | 16,872 | 1.2 | 2 | 28.6 |
| AQUEOUS INORGANIC TREATMENT | M071-M079 | 7,039 | .5 | 1 | 14.3 |
| AQUEOUS ORGANIC TREATMENT | M081-M089 | 267 | .0 | 1 | 14.3 |
| STABILIZATION | M111-M119 | 24 | .0 | 1 | 14.3 |
| OTHER TREATMENT | M121-M129 | 7,365 | .5 | 1 | 14.3 |
| LANDFILL | M132 | 3,207 | .2 | 1 | 14.3 |
| DEEPWELL / UNDERGROUND INJECTION | M134 | 1,408,339 | 97.3 | 2 | 28.6 |
| TOTAL | | 1,446,886 | 100.0 | 7 | |

10 MANAGEMENT METHOD, BY QUANTITY OF RCRA HAZARDOUS WASTE MANAGED, 1995

| MANAGEMENT METHOD | SYSTEM TYPE CODE | QUANTITY MANAGED (TONS) | PERCENTAGE OF QUANTITY | NUMBER OF FACILITIES | PERCENTAGE OF FACILITIES |
|---|---|---|---|---|---|
| DEEPWELL / UNDERGROUND INJECTION | M134 | 1,408,339 | 97.3 | 2 | 28.6 |
| ENERGY RECOVERY (REUSE AS FUEL) | M051-M059 | 16,872 | 1.2 | 2 | 28.6 |
| OTHER TREATMENT | M121-M129 | 7,365 | .5 | 1 | 14.3 |
| AQUEOUS INORGANIC TREATMENT | M071-M079 | 7,039 | .5 | 1 | 14.3 |
| OTHER RECOVERY | M031-M039 | 3,693 | .3 | 1 | 14.3 |
| LANDFILL | M132 | 3,207 | .2 | 1 | 14.3 |
| AQUEOUS ORGANIC TREATMENT | M081-M089 | 267 | .0 | 1 | 14.3 |
| SOLVENTS RECOVERY | M021-M029 | 81 | .0 | 1 | 14.3 |
| STABILIZATION | M111-M119 | 24 | .0 | 1 | 14.3 |
| TOTAL | | 1,446,886 | 100.0 | 7 | |

NOTE: QUANTITY MANAGED ONLY BY STORAGE IS EXCLUDED.
FACILITIES WITH ONLY STORAGE UNITS ARE EXCLUDED.
COLUMNS MAY NOT SUM DUE TO ROUNDING.
COLUMNS MAY NOT SUM TO TOTAL BECAUSE FACILITIES MAY HAVE MULTIPLE HANDLING METHODS.

# MISSISSIPPI

## 1995 WASTE MANAGEMENT, CONTINUED

11 MANAGEMENT METHOD AND QUANTITY OF RCRA HAZARDOUS WASTE MANAGED BY NUMBER OF FACILITIES, 1995

| MANAGEMENT METHOD | SYSTEM TYPE CODE | QUANTITY MANAGED (TONS) | PERCENTAGE OF QUANTITY | NUMBER OF FACILITIES | PERCENTAGE OF FACILITIES |
|---|---|---|---|---|---|
| ENERGY RECOVERY (REUSE AS FUEL) | M051-M059 | 16,872 | 1.2 | 2 | 28.6 |
| DEEPWELL / UNDERGROUND INJECTION | M134 | 1,408,339 | 97.3 | 2 | 28.6 |
| SOLVENTS RECOVERY | M021-M029 | 81 | .0 | 1 | 14.3 |
| OTHER RECOVERY | M031-M039 | 3,693 | .3 | 1 | 14.3 |
| AQUEOUS INORGANIC TREATMENT | M071-M079 | 7,039 | .5 | 1 | 14.3 |
| AQUEOUS ORGANIC TREATMENT | M081-M089 | 267 | .0 | 1 | 14.3 |
| STABILIZATION | M111-M119 | 24 | .0 | 1 | 14.3 |
| OTHER TREATMENT | M121-M129 | 7,365 | .5 | 1 | 14.3 |
| LANDFILL | M132 | 3,207 | .2 | 1 | 14.3 |
| TOTAL | | 1,446,886 | 100.0 | 7 | |

NOTE: QUANTITY MANAGED ONLY BY STORAGE IS EXCLUDED.
FACILITIES WITH ONLY STORAGE UNITS ARE EXCLUDED.
COLUMNS MAY NOT SUM DUE TO ROUNDING.
COLUMNS MAY NOT SUM TO TOTAL BECAUSE FACILITIES MAY HAVE MULTIPLE HANDLING METHODS.

12 QUANTITY AND PERCENTAGE OF RCRA HAZARDOUS WASTEWATER AND NON-WASTEWATER MANAGED IN 1995

| MANAGEMENT TYPE | TONS MANAGED | PERCENTAGE |
|---|---|---|
| WASTEWATER | 1,423,010 | 98.3 |
| NON-WASTEWATER | 23,877 | 1.7 |
| TOTAL | 1,446,886 | 100.0 |

## MISSISSIPPI

### 1995 WASTE SHIPMENTS

13 NUMBER OF RCRA HAZARDOUS WASTE SHIPPERS: 149

14 QUANITIY OF RCRA HAZARDOUS WASTE SHIPPED: 39,143 TONS

15 FIFTY LARGEST RCRA HAZARDOUS WASTE SHIPPERS, 1995

| RANK | EPA ID | SITE NAME | CITY | QUANTITY SHIPPED (TONS) |
|---|---|---|---|---|
| 1 | MSD980601686 | CATERPILLAR REMANUFACTURED PRODUCTS GP | CORINTH | 12,697 |
| 2 | MSD033417031 | FIRST CHEMICAL CORP. | PACAGOULA | 3,206 |
| 3 | MSD050648757 | INGALLS SHIPBUILDING WEST BANK | PASCAGOULA | 2,371 |
| 4 | MSD001661719 | ARIZONA CHEMICAL COMPANY | GULFPORT | 2,277 |
| 5 | MSD000776765 | SAFETY-KLEEN CORP. | JACKSON | 1,383 |
| 6 | MSD066106923 | PLATTE CHEMICAL COMPANY | GREENVILLE | 1,379 |
| 7 | MSD130452501 | THOMAS & BETTS | SOUTHAVEN | 1,185 |
| 8 | MSD981030984 | SAFETY-KLEEN CORP. | SOUTHAVEN | 1,139 |
| 9 | MSD985966514 | CENTRAL GALVANIZING, INC. | KOSCIUSKO | 671 |
| 10 | MSD063947790 | PIPER IMPACT, INC. | NEW ALBANY | 632 |
| 11 | MSD000742668 | GE PLASTICS | PEARLINGTON | 603 |
| 12 | MSD004010724 | UNITED TECHNOLOGIES MOTOR SYSTEMS | COLUMBUS | 592 |
| 13 | MSD000043307 | PRECOAT METALS | JACKSON | 517 |
| 14 | MSD000287417 | THE THOMPSON-MINWAX CO. | OLIVE BRANCH | 514 |
| 15 | MSD004000782 | BABCOCK AND WILCOX COMPANY | WEST POINT | 474 |
| 16 | MSD006294771 | CHROMCRAFT FURNITURE | SENATOBIA | 461 |
| 17 | MSD052512027 | AZTEC INDUSTRIES, INC. | RICHLAND | 457 |
| 18 | MSD991277310 | PLANTATION PIPELINE CO. | COLLINS | 445 |
| 19 | MSD980601512 | MORTON INTERNATIONAL ELECT MATERIAL | MOSS POINT | 441 |
| 20 | MSD010406809 | AUTOMATIC PROCESSING, INC. | MOSS POINT | 398 |
| 21 | MSD980799480 | ICI ACRYLICS | OLIVE BRANCH | 370 |
| 22 | MSD041165747 | AKZO COATINGS, INC. | CLINTON | 346 |
| 23 | MSD081341729 | RINGIER AMERICA, INC. | CORINTH | 303 |
| 24 | MSD990866329 | KERR-MCGEE CHEMICAL CORP. | COLUMBUS | 295 |
| 25 | MSD000272385 | RED PANTHER CHEMICAL COMPANY | CLARKSDALE | 289 |
| 26 | MSD057226961 | CAVENHAM FOREST INDUSTRIES, INC. | GULFPORT | 287 |
| 27 | MSD007027543 | KOPPERS INDUSTRIES, INC. | TIE PLANT | 278 |
| 28 | MSD980709646 | EKA NOBEL, INC. | COLUMBUS | 272 |
| 29 | MSD054179403 | CHEVRON | PASCAGOULA | 258 |
| 30 | MSD982112872 | PLYMOUTH TUBE COMPANY | EUPORA | 238 |
| 31 | MSD004001244 | GENCORP POLYMER PRODUCTS | COLUMBUS | 235 |
| 32 | MSD033394602 | PEAVEY ELECTRONICS, PLANT 3 | MERIDIAN | 193 |
| 33 | MSD054531215 | EMHART IND., INC./TRUE TEMPER SPORTS | AMORY | 161 |
| 34 | MSD982770547 | VALVOLINE CAR CARE PRODUCTS(PYROIL FAC) | HERNANDO | 159 |
| 35 | MSD982110389 | HUNTER-DOUGLAS TUPELO CENTER | SHANNON | 151 |
| 36 | MSD050999127 | ETHYL PETROLEUM ADDITIVES INC. | NATCHEA | 151 |
| 37 | MSD985971654 | MOOG BATESVILLE | BATESVILLE | 139 |
| 38 | MSD098590615 | INGALLS SHIPBUILDING EAST BANK | PASCAGOULA | 114 |
| 39 | MSD097904932 | ALUMAX EXTRUSIONS, INC. | HERNANDO | 98 |
| 40 | MSD982114712 | REMAN, INC. | MORTON | 90 |
| 41 | MSD985979996 | A & B CORES, INC. | RALEIGH | 86 |
| 42 | MSD048816953 | FERSON OPTICS, INC | OCEAN SPRINGS | 84 |
| 43 | MS7570024060 | COLUMBUS AIR FORCE BASE | COLUMBUS AFB | 82 |
| 44 | MSD069530970 | ACF SHIPPERS CAR LINE | BUDE | 78 |
| 45 | MSD120438171 | HUGHES AIRCRAFT OF MISSISSIPPI, INC. | FOREST | 75 |
| 46 | MSD980516363 | TETCO UNION CHURCH STATION | UNION CHURCH | 70 |
| 47 | MSD096076781 | IPC CORINTH DIVISION, INC. | CORINTH | 67 |
| 48 | MSD041222415 | AUTOMATIC PLATING, INC. | TAYLORSVILLE | 65 |
| 49 | MSD985978501 | DELTA WIRE CORP. | CLARKSDALE | 64 |
| 50 | MSD007039381 | KRUEGER INTERNATIONAL | TUPELO | 60 |
| TOTAL | | | | 36,998 |

NOTE: COLUMNS MAY NOT SUM DUE TO ROUNDING.
STATE MAY HAVE FEWER THAN FIFTY SHIPPERS.

# MISSISSIPPI

## 1995 WASTE RECEIPTS

16 NUMBER OF RCRA HAZARDOUS WASTE RECEIVERS: 3

17 QUANITIY OF RCRA HAZARDOUS WASTE RECEIVED: 12,800 TONS

18 FIFTY LARGEST RCRA HAZARDOUS WASTE RECEIVERS, 1995

| RANK | EPA ID | SITE NAME | CITY | QUANTITY RECEIVED (TONS) |
|---|---|---|---|---|
| 1 | MSD077655876 | HOLNAM, INC. | ARTESIA | 11,526 |
| 2 | MSD000776765 | SAFETY-KLEEN CORP. | JACKSON | 789 |
| 3 | MSD981030984 | SAFETY-KLEEN CORP. | SOUTHAVEN | 486 |
| TOTAL | | | | 12,800 |

NOTE: COLUMNS MAY NOT SUM DUE TO ROUNDING.
STATE MAY HAVE FEWER THAN FIFTY FACILITIES THAT RECEIVED WASTE.

## MISSISSIPPI

### 1995 WASTE RECEIPTS, CONTINUED

19 QUANTITY OF RCRA HAZARDOUS WASTE MANAGED, BY MANGEMENT METHOD, LIMITED TO WASTE RECEIVED FROM OFFSITE, 1995

| MANAGEMENT METHOD | SYSTEM TYPE CODE | QUANTITY MANAGED (TONS) | PERCENTAGE OF QUANTITY | NUMBER OF FACILITIES | PERCENTAGE OF FACILITIES |
|---|---|---|---|---|---|
| ENERGY RECOVERY (REUSE AS FUEL) | M051-M059 | 11,526 | 100.0 | 1 | 100.0 |
| TOTAL | | 11,526 | 100.0 | 1 | |

20 MANAGEMENT METHOD, BY QUANTITY OF RCRA HAZARDOUS WASTE MANAGED, LIMITED TO WASTE RECEIVED FROM OFFSITE, 1995

| MANAGEMENT METHOD | SYSTEM TYPE CODE | QUANTITY MANAGED (TONS) | PERCENTAGE OF QUANTITY | NUMBER OF FACILITIES | PERCENTAGE OF FACILITIES |
|---|---|---|---|---|---|
| ENERGY RECOVERY (REUSE AS FUEL) | M051-M059 | 11,526 | 100.0 | 1 | 100.0 |
| TOTAL | | 11,526 | 100.0 | 1 | |

NOTE: QUANTITY MANAGED ONLY BY STORAGE IS EXCLUDED.
FACILITIES WITH ONLY STORAGE UNITS ARE EXCLUDED.
COLUMNS MAY NOT SUM DUE TO ROUNDING.
COLUMNS MAY NOT SUM TO TOTAL BECAUSE FACILITIES MAY HAVE MULTIPLE HANDLING METHODS.

## MISSISSIPPI

### 1995 WASTE RECEIPTS, CONTINUED

21 MANAGEMENT METHOD AND QUANTITY OF RCRA HAZARDOUS WASTE MANAGED, BY NUMBER OF FACILITIES, LIMITED TO WASTE RECEIVED FROM OFF SITE, 1995

| MANAGEMENT METHOD | SYSTEM TYPE CODE | QUANTITY MANAGED (TONS) | PERCENTAGE OF QUANTITY | NUMBER OF FACILITIES | PERCENTAGE OF FACILITIES |
|---|---|---|---|---|---|
| ENERGY RECOVERY (REUSE AS FUEL) | M051-M059 | 11,526 | 100.0 | 1 | 100.0 |
| TOTAL | | 11,526 | 100.0 | 1 | |

NOTE: QUANTITY MANAGED ONLY BY STORAGE IS EXCLUDED.
FACILITIES WITH ONLY STORAGE UNITS ARE EXCLUDED.
COLUMNS MAY NOT SUM DUE TO ROUNDING.
COLUMNS MAY NOT SUM TO TOTAL BECAUSE FACILITIES MAY HAVE MULTIPLE HANDLING METHODS.

## MISSISSIPPI

### 1995 IMPORTS AND EXPORTS

| | | | |
|---|---|---|---|
| 22 | QUANTITY OF RCRA HAZARDOUS WASTE IMPORTED: | 12,137 | TONS |
| 23 | QUANTITY OF RCRA HAZARDOUS WASTE EXPORTED: | 38,916 | TONS |

# MISSOURI

## 1995 WASTE GENERATION

1 NUMBER OF RCRA LARGE QUANTITY GENERATORS (LQGS): 181

2 QUANTITY OF RCRA HAZARDOUS WASTE GENERATED: 62,070

3 FIFTY LARGEST RCRA HAZARDOUS WASTE GENERATORS IN THE STATE, 1995

| RANK | EPA ID | SITE NAME | CITY | TOTAL GENERATED (TONS) |
|---|---|---|---|---|
| 1 | MO0000031823 | GS TECHNOLOGIES OPERATING CO., INC | KANSAS CITY | 12,254 |
| 2 | MOD056389828 | BAYER CORP | KANSAS CITY | 10,586 |
| 3 | MOD001700848 | MONSANTO CO - CARONDELET PLANT | ST. LOUIS CITY | 9,532 |
| 4 | MOT300010261 | GM BOC WENTZVILLE CTR | WENTZVILLE | 7,543 |
| 5 | MOD057894321 | 3M CO. | NEVADA | 4,573 |
| 6 | MOD000624452 | BFIKC MISSOURI CITY LF | MISSOURI CITY | 3,264 |
| 7 | MOD069277549 | PPM, INC. | KANSAS CITY | 1,888 |
| 8 | MOD043937895 | 3M CO. | SPRINGFIELD | 1,412 |
| 9 | MOD007152903 | LITTON SYSTEMS: ADVANCED CIRCUITRY | SPRINGFIELD | 801 |
| 10 | MOD006308407 | HUBBELL/AB CHANCE CO ALLEN STREET COMPLE | CENTRALIA | 703 |
| 11 | MOD042659714 | CLARK REFINING & MARKETING INC | ST LOUIS | 366 |
| 12 | MOD006324099 | PETROLITE CORP. | ST. LOUIS CITY | 314 |
| 13 | MOD088703764 | PRECOAT METALS | ST LOUIS | 312 |
| 14 | MOD980686992 | HAWKER ENERGY PRODUCTS INC | WARRENSBURG | 303 |
| 15 | MOD029719200 | DYNO NOBEL INC | CARTHAGE | 300 |
| 16 | MOD000818906 | MCDONNEL DOUGLAS ST. LOUIS TRACT II | BERKLEY | 294 |
| 17 | MOD052612850 | PLASTENE SUPPLY CO | PORTAGEVILLE | 256 |
| 18 | MOD042865816 | FARMLAND INDUSTRIES, INC | ST. JOSEPH | 249 |
| 19 | MOD006333975 | FINDETT CORP | ST CHARLES | 244 |
| 20 | MOD004954111 | MONSANTO CO. | ST. LOUIS CITY | 235 |
| 21 | MOD980633358 | PLATCO | MOBERLY | 235 |
| 22 | MOD007121841 | TNEMEC CO., INC. | NORTH KANSAS CITY | 215 |
| 23 | MOD043504372 | CONVATEC/CALGON VESTAL | ST LOUIS | 198 |
| 24 | MOD981722762 | AEROFIL TECHNOLOGY INC | SULLIVAN | 186 |
| 25 | MOD071987416 | SABRELINER INC | PERYVILLE | 172 |
| 26 | MOD041707563 | SUNBEAM OUTDOOR PRODUCTS | NEOSHO | 170 |
| 27 | MOD007140874 | TALBOT INDUSTRIES, INC | NEOSHO | 169 |
| 28 | MOD000830414 | HCI CHEMTECH DISTRIBUTION | ST LOUIS CITY | 162 |
| 29 | MOD006286959 | SOUTHERN GRAPHIC SYSTEMS INC | ST. LOUIS CITY | 162 |
| 30 | MOD000690016 | CONOCO MOUNT VERNON PRODUCTS | MT VERNON | 159 |
| 31 | MOD050709054 | SILGAN CONTAINERS INC. | ST JOSEPH | 159 |
| 32 | MOD048835961 | THOMAS AND BETTS AMERICAL ELECTRIC | OVERLAND | 132 |
| 33 | MOT300010550 | THE GATES RUBBER CO. | VERSAILLES | 130 |
| 34 | MOD031105406 | KERR MCGEE REFINING CORP | ST LOUIS | 125 |
| 35 | MOD007148265 | DAVIS PAINT CO | NORTH KANSAS CITY | 123 |
| 36 | MOD007129406 | KERR-MCGEE CHEMICAL | SPRINGFIELD | 119 |
| 37 | MOD981712425 | L.H.B. INDUSTRIES | BERKELEY | 113 |
| 38 | MOD000686873 | CONOCO BELLE PRODUCTS TERMINAL | BELLE | 113 |
| 39 | MOD068527357 | TRANSCHEMICAL, INC | ST. LOUIS | 107 |
| 40 | MOD094391778 | EMERSON ELECTRIC | AVA | 104 |
| 41 | MOD981117377 | SERICOL INC | NORTH KANSAS CITY | 103 |
| 42 | MOD089378814 | M & R PLANTING, INC. | WASHINGTON | 98 |
| 43 | MOD006334577 | CENTERLINE INDUSTRIES INC | ST LOUIS CITY | 95 |
| 44 | MOD006270037 | MOZEL INCORPORATED | ST. LOUIS | 91 |
| 45 | MOD007452683 | F.M. THORPE MANUFACTURING CO. | LAMAR | 87 |
| 46 | MOD006281711 | ENGINEERED AIR SYSTEMS INC | OLIVETTE | 86 |
| 47 | MOD985818277 | RAINBOW COATINGS CORPORATION | MARSHFIELD | 80 |
| 48 | MOD007120652 | AT&T | LEE'S SUMMIT | 80 |
| 49 | MOD107100356 | OZARK CIRCUITS, INC. | SPRINGFIELD | 77 |
| 50 | MOD006266506 | SEALED POWEWR DIVISION | MANCHESTER | 76 |
| TOTAL | | | | 59,355 |

NOTE: STATE MAY HAVE FEWER THAN FIFTY GENERATORS.

## MISSOURI

### 1995 WASTE GENERATION, CONTINUED

4 QUANTITIES OF WASTE GENERATED IN 1995 THAT WERE

- REPORTED WITH ONLY CHARACTERISTIC WASTE CODES
- REPORTED WITH ONLY LISTED WASTE CODES
- REPORTED WITH BOTH CHARACTERISTIC AND LISTED WASTE CODES

| WASTE HAS ONLY CHARACTERISTIC CODES | TONS OF WASTE GENERATED | WASTE HAS ONLY LISTED CODES | TONS OF WASTE GENERATED | WASTE HAS BOTH CHARACTERISTIC AND LISTED CODES | TONS OF WASTE GENERATED |
|---|---|---|---|---|---|
| ONLY IGNITABLE | 1,356 | ONLY AN F CODE | 12,059 | | |
| ONLY CORROSIVE | 11,783 | ONLY A K CODE | 26 | | |
| ONLY REACTIVE | 5,858 | ONLY A P CODE | 183 | | |
| ONLY D004-17 | 815 | ONLY A U CODE | 27 | | |
| ONLY D018-43 | 411 | | | | |
| HAS MORE THAN ONE CHARACTERISTIC CODE | 4,766 | HAS MORE THAN ONE LISTED CODE | 294 | | |
| TOTAL | 24,989 | TOTAL | 12,588 | TOTAL CHAR. AND LISTED | 24,485 |

5 QUANTITIES OF WASTE GENERATED IN 1995 THAT WERE MULTIPLY CODED

| WASTE HAS ONLY CHARACTERISTIC CODES BUT MORE THAN ONE APPLIES | TONS OF WASTE GENERATED | ONLY LISTED CODES BUT HAS MORE THAN ONE | TONS OF WASTE GENERATED | BOTH CHAR. & LISTED CODES | TONS OF WASTE GENERAT |
|---|---|---|---|---|---|
| HAS IGNITABLE CODE | 2,448 | | | IGN. W/ AT LEAST 1 LSTD | 6,4 |
| HAS CORROSIVE CODE | 2,570 | | | CORR. W/ AT LEAST 1 LSTD | 4 |
| HAS REACTIVE CODE | 13 | | | REACT. W/ AT LEAST 1 LSTD | 3 |
| HAS D004-D017 CODE | 2,540 | | | D004-17 W/ AT LEAST 1 LSTD | 13,5 |
| HAS D018-D043 CODE | 2,115 | | | D018-43 W/ AT LEAST 1 LSTD | 8,5 |
| | | HAS AN F CODE | 293 | F WASTE W/ AT LEAST 1 CHAR | 11,8 |
| | | HAS A K CODE | 0 | K WASTE W/ AT LEAST 1 CHAR | 12,5 |
| | | HAS A P CODE | 291 | P WASTE W/ AT LEAST 1 CHAR | 3 |
| | | HAS A U CODE | 3 | U WASTE W/ AT LEAST 1 CHAR | 4 |
| TOTAL | 4,766 | TOTAL | 294 | TOTAL | 24,4 |

NOTE: COLUMNS DO NOT SUM TO TOTAL BECAUSE A WASTE CODE MAY APPLY TO MORE THAN ONE WASTE.
MIXTURES WITH IGNITABLE, CORROSIVE, REACTIVE, D004-17, AND D018-43 CHARACTERISTIC CODES ALSO MAY CONTAIN OTHER CHARACTERISTIC WASTE CODES.
SIMILARLY, WASTES WITH F,K,P, AND U LISTED CODES MAY HAVE OTHER LISTED WASTE CODES.

# MISSOURI

## 1995 WASTE MANAGEMENT

6 NUMBER OF RCRA TSD FACILITIES: 27

7 QUANITY OF RCRA HAZARDOUS WASTE MANAGED: 15,129 TONS

8 FIFTY LARGEST RCRA HAZARDOUS WASTE MANAGEMENT FACILITIES, 1995

| RANK | EPA ID | SITE NAME | CITY | TONS OF WASTE MANAGED |
|---|---|---|---|---|
| 1 | MOD056389828 | BAYER CORP | KANSAS CITY | 10,276 |
| 2 | MOD057894321 | 3M CO. | NEVADA | 2,912 |
| 3 | MOD029719200 | DYNO NOBEL INC | CARTHAGE | 1,821 |
| 4 | MOD006269195 | MARQUETTE TOOL & DIE CO. | ST. LOUIS CITY | 49 |
| 5 | MOD981712425 | L.H.B. INDUSTRIES | BERKELEY | 25 |
| 6 | MOD037350105 | OZARK FORD, INC. | CAMDENTON | 22 |
| 7 | MOD046737524 | ALL BRIGHT GALVANIZING CO | KANSAS CITY | 21 |
| 8 | MOD073046773 | KANSAS CITY AREA TRANSPORTATION | KANSAS CITY | 2 |
| 9 | MOD071999783 | UMSL DANGEROUS CHEMICALS STORAGE BUILDIN | ST LOUIS CITY | 1 |
| 10 | MOD006278790 | MID-STATES PAINT & CHEMICAL CO. | ST. LOUIS | 0 |
| 11 | MOD042865816 | FARMLAND INDUSTRIES, INC | ST. JOSEPH | 0 |
| 12 | MOD985818277 | RAINBOW COATINGS CORPORATION | MARSHFIELD | 0 |
| TOTAL | | | | 15,129 |

NOTE: COLUMNS MAY NOT SUM DUE TO ROUNDING.
STATE MAY HAVE FEWER THAN FIFTY FACILITIES THAT MANAGED WASTE.
QUANTITY MANAGED ONLY BY STORAGE IS EXCLUDED.

## MISSOURI

### 1995 WASTE MANAGEMENT, CONTINUED

9 QUANTITY OF RCRA HAZARDOUS WASTE MANAGED BY MANAGEMENT METHOD, 1995

| MANAGEMENT METHOD | SYSTEM TYPE CODE | QUANTITY MANAGED (TONS) | PERCENTAGE OF QUANTITY | NUMBER OF FACILITIES | PERCENTAGE OF FACILITIES |
|---|---|---|---|---|---|
| METALS RECOVERY (FOR REUSE) | M011-M019 | 1 | .0 | 1 | 11.1 |
| SOLVENTS RECOVERY | M021-M029 | 4,809 | 31.8 | 5 | 55.6 |
| INCINERATION | M041-M049 | 10,276 | 67.9 | 1 | 11.1 |
| ENERGY RECOVERY (REUSE AS FUEL) | M051-M059 | 22 | .1 | 1 | 11.1 |
| STABILIZATION | M111-M119 | 21 | .1 | 1 | 11.1 |
| OTHER TREATMENT | M121-M129 | 0 | .0 | 1 | 11.1 |
| TOTAL | | 15,129 | 100.0 | 9 | |

10 MANAGEMENT METHOD, BY QUANTITY OF RCRA HAZARDOUS WASTE MANAGED, 1995

| MANAGEMENT METHOD | SYSTEM TYPE CODE | QUANTITY MANAGED (TONS) | PERCENTAGE OF QUANTITY | NUMBER OF FACILITIES | PERCENTAGE OF FACILITIES |
|---|---|---|---|---|---|
| INCINERATION | M041-M049 | 10,276 | 67.9 | 1 | 11.1 |
| SOLVENTS RECOVERY | M021-M029 | 4,809 | 31.8 | 5 | 55.6 |
| ENERGY RECOVERY (REUSE AS FUEL) | M051-M059 | 22 | .1 | 1 | 11.1 |
| STABILIZATION | M111-M119 | 21 | .1 | 1 | 11.1 |
| METALS RECOVERY (FOR REUSE) | M011-M019 | 1 | .0 | 1 | 11.1 |
| OTHER TREATMENT | M121-M129 | 0 | .0 | 1 | 11.1 |
| TOTAL | | 15,129 | 100.0 | 9 | |

NOTE: QUANTITY MANAGED ONLY BY STORAGE IS EXCLUDED.
FACILITIES WITH ONLY STORAGE UNITS ARE EXCLUDED.
COLUMNS MAY NOT SUM DUE TO ROUNDING.
COLUMNS MAY NOT SUM TO TOTAL BECAUSE FACILITIES MAY HAVE MULTIPLE HANDLING METHODS.

# MISSOURI

## 1995 WASTE MANAGEMENT, CONTINUED

11 MANAGEMENT METHOD AND QUANTITY OF RCRA HAZARDOUS WASTE MANAGED BY NUMBER OF FACILITIES, 1995

| MANAGEMENT METHOD | SYSTEM TYPE CODE | QUANTITY MANAGED (TONS) | PERCENTAGE OF QUANTITY | NUMBER OF FACILITIES | PERCENTAGE OF FACILITIES |
|---|---|---|---|---|---|
| SOLVENTS RECOVERY | M021-M029 | 4,809 | 31.8 | 5 | 55.6 |
| METALS RECOVERY (FOR REUSE) | M011-M019 | 1 | .0 | 1 | 11.1 |
| INCINERATION | M041-M049 | 10,276 | 67.9 | 1 | 11.1 |
| ENERGY RECOVERY (REUSE AS FUEL) | M051-M059 | 22 | .1 | 1 | 11.1 |
| STABILIZATION | M111-M119 | 21 | .1 | 1 | 11.1 |
| OTHER TREATMENT | M121-M129 | 0 | .0 | 1 | 11.1 |
| TOTAL | | 15,129 | 100.0 | 9 | |

NOTE: QUANTITY MANAGED ONLY BY STORAGE IS EXCLUDED.
FACILITIES WITH ONLY STORAGE UNITS ARE EXCLUDED.
COLUMNS MAY NOT SUM DUE TO ROUNDING.
COLUMNS MAY NOT SUM TO TOTAL BECAUSE FACILITIES MAY HAVE MULTIPLE HANDLING METHODS.

12 QUANTITY AND PERCENTAGE OF RCRA HAZARDOUS WASTEWATER AND NON-WASTEWATER MANAGED IN 1995

| MANAGEMENT TYPE | TONS MANAGED | PERCENTAGE |
|---|---|---|
| WASTEWATER | 6,547 | 43.3 |
| NON-WASTEWATER | 8,582 | 56.7 |
| TOTAL | 15,129 | 100.0 |

## MISSOURI

### 1995 WASTE SHIPMENTS

13 NUMBER OF RCRA HAZARDOUS WASTE SHIPPERS: 181

14 QUANITIY OF RCRA HAZARDOUS WASTE SHIPPED: 39,070 TONS

15 FIFTY LARGEST RCRA HAZARDOUS WASTE SHIPPERS, 1995

| RANK | EPA ID | SITE NAME | CITY | QUANTITY SHIPPED (TONS) |
|---|---|---|---|---|
| 1 | MOD065745739 | DE TRAY PLATING WORKS, INC | INDEPENDENCE | 7,904 |
| 2 | MOT300010261 | GM BOC WENTZVILLE CTR | WENTZVILLE | 7,543 |
| 3 | MOD000624452 | BFIKC MISSOURI CITY LF | MISSOURI CITY | 3,264 |
| 4 | MOD043504372 | CONVATEC/CALGON VESTAL | ST LOUIS | 2,678 |
| 5 | MOD069277549 | PPM, INC. | KANSAS CITY | 1,897 |
| 6 | MOD057894321 | 3M CO. | NEVADA | 1,682 |
| 7 | MOP000001426 | REUDEK ENVIRONMENTAL | WILLOW SPRINGS | 1,680 |
| 8 | MOD043937895 | 3M CO. | SPRINGFIELD | 1,415 |
| 9 | MOD007152903 | LITTON SYSTEMS: ADVANCED CIRCUITRY | SPRINGFIELD | 801 |
| 10 | MOD006308407 | HUBBELL/AB CHANCE CO ALLEN STREET COMPLE | CENTRALIA | 703 |
| 11 | MOD042659714 | CLARK REFINING & MARKETING INC | ST LOUIS | 366 |
| 12 | MOD088703764 | PRECOAT METALS | ST LOUIS | 351 |
| 13 | MOD056389828 | BAYER CORP | KANSAS CITY | 342 |
| 14 | MOD052612850 | PLASTENE SUPPLY CO | PORTAGEVILLE | 312 |
| 15 | MOD980686992 | HAWKER ENERGY PRODUCTS INC | WARRENSBURG | 303 |
| 16 | MOD000818906 | MCDONNEL DOUGLAS ST. LOUIS TRACT II | BERKLEY | 294 |
| 17 | MOD006324099 | PETROLITE CORP. | ST. LOUIS CITY | 278 |
| 18 | MOD042865816 | FARMLAND INDUSTRIES, INC | ST. JOSEPH | 252 |
| 19 | MOD006333975 | FINDETT CORP | ST CHARLES | 244 |
| 20 | MOD004954111 | MONSANTO CO. | ST. LOUIS CITY | 235 |
| 21 | MOD980633358 | PLATCO | MOBERLY | 235 |
| 22 | MOD007121841 | TNEMEC CO., INC. | NORTH KANSAS CITY | 215 |
| 23 | MOD000830414 | HCI CHEMTECH DISTRIBUTION | ST LOUIS CITY | 197 |
| 24 | MOD071987416 | SABRELINER INC | PERYVILLE | 189 |
| 25 | MOD041707563 | SUNBEAM OUTDOOR PRODUCTS | NEOSHO | 170 |
| 26 | MOD007140874 | TALBOT INDUSTRIES, INC | NEOSHO | 164 |
| 27 | MOD981722762 | AEROFIL TECHNOLOGY INC | SULLIVAN | 164 |
| 28 | MOD006286959 | SOUTHERN GRAPHIC SYSTEMS INC | ST. LOUIS CITY | 162 |
| 29 | MOD000690016 | CONOCO MOUNT VERNON PRODUCTS | MT VERNON | 159 |
| 30 | MOD050709054 | SILGAN CONTAINERS INC. | ST JOSEPH | 159 |
| 31 | MOD048835961 | THOMAS AND BETTS AMERICAL ELECTRIC | OVERLAND | 132 |
| 32 | MOT300010550 | THE GATES RUBBER CO. | VERSAILLES | 130 |
| 33 | MOD068527357 | TRANSCHEMICAL, INC | ST. LOUIS | 126 |
| 34 | MOD031105406 | KERR MCGEE REFINING CORP | ST LOUIS | 125 |
| 35 | MOD007148265 | DAVIS PAINT CO | NORTH KANSAS CITY | 123 |
| 36 | MOD007129406 | KERR-MCGEE CHEMICAL | SPRINGFIELD | 119 |
| 37 | MOD001700848 | MONSANTO CO - CARONDELET PLANT | ST. LOUIS CITY | 117 |
| 38 | MOD000686873 | CONOCO BELLE PRODUCTS TERMINAL | BELLE | 113 |
| 39 | MOD094391778 | EMERSON ELECTRIC | AVA | 102 |
| 40 | MOD089378814 | M & R PLANTING, INC. | WASHINGTON | 98 |
| 41 | MOD006270037 | MOZEL INCORPORATED | ST. LOUIS | 91 |
| 42 | MOD007452683 | F.M. THORPE MANUFACTURING CO. | LAMAR | 87 |
| 43 | MOD006281711 | ENGINEERED AIR SYSTEMS INC | OLIVETTE | 86 |
| 44 | MOD981712425 | L.H.B. INDUSTRIES | BERKELEY | 83 |
| 45 | MOD981120611 | YELLOW FREIGHT SYSTEM, INC. | INDEPENDENCE | 82 |
| 46 | MOD007120652 | AT&T | LEE'S SUMMIT | 80 |
| 47 | MOD985818277 | RAINBOW COATINGS CORPORATION | MARSHFIELD | 80 |
| 48 | MOD107100356 | OZARK CIRCUITS, INC. | SPRINGFIELD | 77 |
| 49 | MOT300011160 | KIESEL CO (THE) \KIESEL MARINE | ST LOUIS CITY | 76 |
| 50 | MOD006266506 | SEALED POWEWR DIVISION | MANCHESTER | 76 |
| TOTAL | | | | 36,360 |

NOTE: COLUMNS MAY NOT SUM DUE TO ROUNDING.
STATE MAY HAVE FEWER THAN FIFTY SHIPPERS.

# MISSOURI

## 1995 WASTE RECEIPTS

16 NUMBER OF RCRA HAZARDOUS WASTE RECEIVERS: 2

17 QUANITIY OF RCRA HAZARDOUS WASTE RECEIVED: 1,856 TONS

18 FIFTY LARGEST RCRA HAZARDOUS WASTE RECEIVERS, 1995

| RANK | EPA ID | SITE NAME | CITY | QUANTITY RECEIVED (TONS) |
|---|---|---|---|---|
| 1 | MOD029719200 | DYNO NOBEL INC | CARTHAGE | 1,821 |
| 2 | MOD056389828 | BAYER CORP | KANSAS CITY | 35 |
| TOTAL | | | | 1,856 |

NOTE: COLUMNS MAY NOT SUM DUE TO ROUNDING.
STATE MAY HAVE FEWER THAN FIFTY FACILITIES THAT RECEIVED WASTE.

## MISSOURI

### 1995 WASTE RECEIPTS, CONTINUED

19 QUANTITY OF RCRA HAZARDOUS WASTE MANAGED, BY MANGEMENT METHOD, LIMITED TO WASTE RECEIVED FROM OFFSITE, 1995

| MANAGEMENT METHOD | SYSTEM TYPE CODE | QUANTITY MANAGED (TONS) | PERCENTAGE OF QUANTITY | NUMBER OF FACILITIES | PERCENTAGE OF FACILITIES |
|---|---|---|---|---|---|
| SOLVENTS RECOVERY | M021-M029 | 1,821 | 98.2 | 1 | 50.0 |
| INCINERATION | M041-M049 | 33 | 1.8 | 1 | 50.0 |
| TOTAL | | 1,853 | 100.0 | 2 | |

20 MANAGEMENT METHOD, BY QUANTITY OF RCRA HAZARDOUS WASTE MANAGED, LIMITED TO WASTE RECEIVED FROM OFFSITE, 1995

| MANAGEMENT METHOD | SYSTEM TYPE CODE | QUANTITY MANAGED (TONS) | PERCENTAGE OF QUANTITY | NUMBER OF FACILITIES | PERCENTAGE OF FACILITIES |
|---|---|---|---|---|---|
| SOLVENTS RECOVERY | M021-M029 | 1,821 | 98.2 | 1 | 50.0 |
| INCINERATION | M041-M049 | 33 | 1.8 | 1 | 50.0 |
| TOTAL | | 1,853 | 100.0 | 2 | |

NOTE: QUANTITY MANAGED ONLY BY STORAGE IS EXCLUDED.
FACILITIES WITH ONLY STORAGE UNITS ARE EXCLUDED.
COLUMNS MAY NOT SUM DUE TO ROUNDING.
COLUMNS MAY NOT SUM TO TOTAL BECAUSE FACILITIES MAY HAVE MULTIPLE HANDLING METHODS.

# MISSOURI

## 1995 WASTE RECEIPTS, CONTINUED

21 MANAGEMENT METHOD AND QUANTITY OF RCRA HAZARDOUS WASTE MANAGED, BY NUMBER OF FACILITIES, LIMITED TO WASTE RECEIVED FROM OFF SITE, 1995

| MANAGEMENT METHOD | SYSTEM TYPE CODE | QUANTITY MANAGED (TONS) | PERCENTAGE OF QUANTITY | NUMBER OF FACILITIES | PERCENTAGE OF FACILITIES |
|---|---|---|---|---|---|
| SOLVENTS RECOVERY | M021-M029 | 1,821 | 98.2 | 1 | 50.0 |
| INCINERATION | M041-M049 | 33 | 1.8 | 1 | 50.0 |
| TOTAL | | 1,853 | 100.0 | 2 | |

NOTE: QUANTITY MANAGED ONLY BY STORAGE IS EXCLUDED.
FACILITIES WITH ONLY STORAGE UNITS ARE EXCLUDED.
COLUMNS MAY NOT SUM DUE TO ROUNDING.
COLUMNS MAY NOT SUM TO TOTAL BECAUSE FACILITIES MAY HAVE MULTIPLE HANDLING METHODS.

## MISSOURI

### 1995 IMPORTS AND EXPORTS

| | | | |
|---|---|---|---|
| 22 | QUANTITY OF RCRA HAZARDOUS WASTE IMPORTED: | 1,856 | TONS |
| 23 | QUANTITY OF RCRA HAZARDOUS WASTE EXPORTED: | 36,495 | TONS |

# MONTANA

## 1995 WASTE GENERATION

1 NUMBER OF RCRA LARGE QUANTITY GENERATORS (LQGS): 51

2 QUANTITY OF RCRA HAZARDOUS WASTE GENERATED: 7,640

3 FIFTY LARGEST RCRA HAZARDOUS WASTE GENERATORS IN THE STATE, 1995

| RANK | EPA ID | SITE NAME | CITY | TOTAL GENERATED (TONS) |
|---|---|---|---|---|
| 1 | MTD057561763 | COLUMBIA FALLS ALUMINUM CO | COLUMBIA FALLS | 3,971 |
| 2 | MTD010380574 | EXXON BILLING REFINERY | BILLINGS | 1,315 |
| 3 | MTD006238083 | CENEX INC LAUREL REFINERY | LAUREL | 530 |
| 4 | MTD006229405 | CONOCO REFINERY | BILLINGS | 443 |
| 5 | MTD079711198 | TRANSBAS INC | BILLINGS | 386 |
| 6 | MTD986067197 | CENEX PETROLEUM TERMINAL - GLENDIVE | GLENDIVE | 362 |
| 7 | MTD006232276 | IDAHO POLE COMPANY | BOZEMAN | 95 |
| 8 | MTD982648099 | SEMITOOL INC RESERVE DR | KALISPELL | 66 |
| 9 | MTD010367738 | MONTANA TECHNICAL RESEARCH CENTER | BUTTE | 61 |
| 10 | MTT310010087 | BN LIVINGSTON | LIVINGSTON | 50 |
| 11 | MTD006969281 | WEISSMAN CARL & SONS INC GREAT FALLS | GREAT FALLS | 44 |
| 12 | MTD000475194 | MONTANA REFINING COMPANY | GREAT FALLS | 41 |
| 13 | MT8571924556 | MALMSTROM AFB | MALMSTROM AFB | 32 |
| 14 | MTD980807176 | LOUISIANA PACIFIC CORP MISSOULA | MISSOULA | 25 |
| 15 | MTD035237940 | RIBI IMMUNOCHEM RESEARCH INC | HAMILTON | 23 |
| 16 | MT0000971986 | MALMSTROM AFB BOOTLEGGER SITE | GREAT FALLS | 20 |
| 17 | MTD980955660 | BN - HAVRE | HAVRE | 20 |
| 18 | MT2890090036 | MSE INC BUTTE WETO | BUTTE | 17 |
| 19 | MTD986073583 | MONTANA POLE AND TREATMENT | BUTTE | 15 |
| 20 | MT0000992982 | ALLWASTE CONTAINER SERVICES - EDGEWOOD | MILES CITY | 14 |
| 21 | MTD982647711 | MONTANA RAIL LINK MISSOULA DEFOE | MISSOULA | 11 |
| 22 | MTR000001115 | BOZEMAN SOLVENT SITE | BOZEMAN | 10 |
| 23 | MTD065569048 | MSU BOZEMAN | BOZEMAN | 8 |
| 24 | MT9141790015 | TW SERVICES YELLOWSTONE PARK DIVISION | GARDINER | 7 |
| 25 | MTD982648255 | LIVINGSTON REBUILD CENTER INC | LIVINGSTON | 7 |
| 26 | MTD093301836 | WESTERN ENERGY COMPANY ROSEBUD MINE | COLSTRIP | 7 |
| 27 | MTD063728984 | BIG SKY COAL COMPANY | COLSTRIP | 7 |
| 28 | MTD119730208 | MONTANA TECH | BUTTE | 6 |
| 29 | MTD006237234 | BN - KALISPELL POLE & TIMBER | KALISPELL | 5 |
| 30 | MT0000000356 | PACIFIC RECYCLING BILLINGS | BILLINGS | 5 |
| 31 | MTR000000562 | MONTANA POWER CO - HARDY CAMP | CUTBANK | 4 |
| 32 | MTD000710236 | MONTANA POWER CO UNITS 1 & 2 | COLSTRIP | 4 |
| 33 | MTD071401368 | A & S TRIBAL INDUSTRIES INC | POPLAR | 4 |
| 34 | MTR000001222 | SOUTHEASTERN PUBLIC SERVICE CO / SEPSCO | BUTTE | 4 |
| 35 | MT0000930537 | MT DOT WOLF POINT | WOLF POINT | 3 |
| 36 | MTR000000927 | MONSANTO COMPANY LAB WAREHOUSE #2 | MISSOULA | 3 |
| 37 | MTD981552771 | MSU NORTHERN | HAVRE | 3 |
| 38 | MTD986069649 | MT DOT GREAT FALLS 18TH AVE NE | GREAT FALLS | 2 |
| 39 | MTD986072999 | CIRMOT INDUSTRIES | BILLINGS | 2 |
| 40 | MTR000000398 | ST LABRE INDIAN SCHOOL | ASHLAND | 2 |
| 41 | MT0001018381 | WESTLAND SERVICE STATION | GLASGOW | 2 |
| 42 | MTD982647760 | MT DOT GLENDIVE | GLENDIVE | 2 |
| 43 | MTR000000331 | MT DFWP - HELENA SHOP | HELENA | 2 |
| 44 | MTD980330609 | MONTANA POWER CO COLSTRIP UNITS 3 & 4 | COLSTRIP | 2 |
| 45 | MTR000000968 | PRAIRIE ELEVATOR COMPANY | TERRY | 1 |
| 46 | MT0000253922 | EDS FURNITURE STRIPPING | BILLINGS | 1 |
| 47 | MTD093291656 | ARCO COAL CO ANACONDA SMELTER | ANACONDA | 1 |
| 48 | MT0000254094 | BLUE RANGE MINING HEALTH MILL | LEWISTOWN | 0 |
| 49 | MTD981545445 | 4TH AVENUE PLAZA | BILLINGS | 0 |
| 50 | MTD144180304 | MONTANA RESOURCES | BUTTE | 0 |
| 51 | MT0000971994 | MALMSTROM AFB - GF CITY / COUNTY SITE | GREAT FALLS | 0 |
| TOTAL | | | | 7,640 |

NOTE: STATE MAY HAVE FEWER THAN FIFTY GENERATORS.

## MONTANA

### 1995 WASTE GENERATION, CONTINUED

4 QUANTITIES OF WASTE GENERATED IN 1995 THAT WERE

- REPORTED WITH ONLY CHARACTERISTIC WASTE CODES
- REPORTED WITH ONLY LISTED WASTE CODES
- REPORTED WITH BOTH CHARACTERISTIC AND LISTED WASTE CODES

| WASTE HAS ONLY CHARACTERISTIC CODES | TONS OF WASTE GENERATED | WASTE HAS ONLY LISTED CODES | TONS OF WASTE GENERATED | WASTE HAS BOTH CHARACTERISTIC AND LISTED CODES | TONS OF WASTE GENERATED |
|---|---|---|---|---|---|
| ONLY IGNITABLE | 42 | ONLY AN F CODE | 945 | | |
| ONLY CORROSIVE | 47 | ONLY A K CODE | 4,264 | | |
| ONLY REACTIVE | 25 | ONLY A P CODE | 1 | | |
| ONLY D004-17 | 425 | ONLY A U CODE | 20 | | |
| ONLY D018-43 | 692 | | | | |
| HAS MORE THAN ONE CHARACTERISTIC CODE | 122 | HAS MORE THAN ONE LISTED CODE | 336 | | |
| TOTAL | 1,352 | TOTAL | 5,565 | TOTAL CHAR. AND LISTED | 721 |

5 QUANTITIES OF WASTE GENERATED IN 1995 THAT WERE MULTIPLY CODED

| WASTE HAS ONLY CHARACTERISTIC CODES BUT MORE THAN ONE APPLIES | TONS OF WASTE GENERATED | ONLY LISTED CODES BUT HAS MORE THAN ONE | TONS OF WASTE GENERATED | BOTH CHAR. & LISTED CODES | TONS OF WASTE GENERATE |
|---|---|---|---|---|---|
| HAS IGNITABLE CODE | 41 | | | IGN. W/ AT LEAST 1 LSTD | 38 |
| HAS CORROSIVE CODE | 18 | | | CORR. W/ AT LEAST 1 LSTD | |
| HAS REACTIVE CODE | 47 | | | REACT. W/ AT LEAST 1 LSTD | |
| HAS D004-D017 CODE | 108 | | | D004-17 W/ AT LEAST 1 LSTD | 33 |
| HAS D018-D043 CODE | 92 | | | D018-43 W/ AT LEAST 1 LSTD | 38 |
| | | HAS AN F CODE | 336 | F WASTE W/ AT LEAST 1 CHAR | 34 |
| | | HAS A K CODE | 336 | K WASTE W/ AT LEAST 1 CHAR | 35 |
| | | HAS A P CODE | 0 | P WASTE W/ AT LEAST 1 CHAR | |
| | | HAS A U CODE | 0 | U WASTE W/ AT LEAST 1 CHAR | 53 |
| TOTAL | 122 | TOTAL | 336 | TOTAL | 72 |

NOTE: COLUMNS DO NOT SUM TO TOTAL BECAUSE A WASTE CODE MAY APPLY TO MORE THAN ONE WASTE.
MIXTURES WITH IGNITABLE, CORROSIVE, REACTIVE, D004-17, AND D018-43 CHARACTERISTIC CODES ALSO MAY CONTAIN OTHER CHARACTERISTIC WASTE CODES.
SIMILARLY, WASTES WITH F,K,P, AND U LISTED CODES MAY HAVE OTHER LISTED WASTE CODES.

# MONTANA

## 1995 WASTE MANAGEMENT

6 NUMBER OF RCRA TSD FACILITIES: 8

7 QUANITY OF RCRA HAZARDOUS WASTE MANAGED: 1,283 TONS

8 FIFTY LARGEST RCRA HAZARDOUS WASTE MANAGEMENT FACILITIES, 1995

| RANK | EPA ID | SITE NAME | CITY | TONS OF WASTE MANAGED |
|---|---|---|---|---|
| 1 | MTD010380574 | EXXON BILLING REFINERY | BILLINGS | 1,279 |
| 2 | MT8571924556 | MALMSTROM AFB | MALMSTROM AFB | 3 |
| 3 | MTD000716787 | BN - PARADISE TIE PLANT | PARADISE | 1 |
| 4 | MTD065569048 | MSU BOZEMAN | BOZEMAN | 0 |
| 5 | MTD006229405 | CONOCO REFINERY | BILLINGS | 0 |
| 6 | MTD982648099 | SEMITOOL INC RESERVE DR | KALISPELL | 0 |
| TOTAL | | | | 1,283 |

NOTE: COLUMNS MAY NOT SUM DUE TO ROUNDING.
STATE MAY HAVE FEWER THAN FIFTY FACILITIES THAT MANAGED WASTE.
QUANTITY MANAGED ONLY BY STORAGE IS EXCLUDED.

## MONTANA

### 1995 WASTE MANAGEMENT, CONTINUED

9 QUANTITY OF RCRA HAZARDOUS WASTE MANAGED BY MANAGEMENT METHOD, 1995

| MANAGEMENT METHOD | SYSTEM TYPE CODE | QUANTITY MANAGED (TONS) | PERCENTAGE OF QUANTITY | NUMBER OF FACILITIES | PERCENTAGE OF FACILITIES |
|---|---|---|---|---|---|
| METALS RECOVERY (FOR REUSE) | M011-M019 | 0 | .0 | 1 | 25.0 |
| INCINERATION | M041-M049 | 3 | .2 | 1 | 25.0 |
| AQUEOUS ORGANIC TREATMENT | M081-M089 | 1 | .0 | 1 | 25.0 |
| OTHER TREATMENT | M121-M129 | 972 | 75.7 | 2 | 50.0 |
| LAND TREATMENT / APPLICATION / FARMING | M131 | 308 | 24.0 | 2 | 50.0 |
| TOTAL | | 1,283 | 100.0 | 4 | |

10 MANAGEMENT METHOD, BY QUANTITY OF RCRA HAZARDOUS WASTE MANAGED, 1995

| MANAGEMENT METHOD | SYSTEM TYPE CODE | QUANTITY MANAGED (TONS) | PERCENTAGE OF QUANTITY | NUMBER OF FACILITIES | PERCENTAGE OF FACILITIES |
|---|---|---|---|---|---|
| OTHER TREATMENT | M121-M129 | 972 | 75.7 | 2 | 50.0 |
| LAND TREATMENT / APPLICATION / FARMING | M131 | 308 | 24.0 | 2 | 50.0 |
| INCINERATION | M041-M049 | 3 | .2 | 1 | 25.0 |
| AQUEOUS ORGANIC TREATMENT | M081-M089 | 1 | .0 | 1 | 25.0 |
| METALS RECOVERY (FOR REUSE) | M011-M019 | 0 | .0 | 1 | 25.0 |
| TOTAL | | 1,283 | 100.0 | 4 | |

NOTE: QUANTITY MANAGED ONLY BY STORAGE IS EXCLUDED.
FACILITIES WITH ONLY STORAGE UNITS ARE EXCLUDED.
COLUMNS MAY NOT SUM DUE TO ROUNDING.
COLUMNS MAY NOT SUM TO TOTAL BECAUSE FACILITIES MAY HAVE MULTIPLE HANDLING METHODS.

# MONTANA

## 1995 WASTE MANAGEMENT, CONTINUED

11 MANAGEMENT METHOD AND QUANTITY OF RCRA HAZARDOUS WASTE MANAGED BY NUMBER OF FACILITIES, 1995

| MANAGEMENT METHOD | SYSTEM TYPE CODE | QUANTITY MANAGED (TONS) | PERCENTAGE OF QUANTITY | NUMBER OF FACILITIES | PERCENTAGE OF FACILITIES |
|---|---|---|---|---|---|
| OTHER TREATMENT | M121-M129 | 972 | 75.7 | 2 | 50.0 |
| LAND TREATMENT / APPLICATION / FARMING | M131 | 308 | 24.0 | 2 | 50.0 |
| METALS RECOVERY (FOR REUSE) | M011-M019 | 0 | .0 | 1 | 25.0 |
| INCINERATION | M041-M049 | 3 | .2 | 1 | 25.0 |
| AQUEOUS ORGANIC TREATMENT | M081-M089 | 1 | .0 | 1 | 25.0 |
| TOTAL | | 1,283 | 100.0 | 4 | |

NOTE: QUANTITY MANAGED ONLY BY STORAGE IS EXCLUDED.
FACILITIES WITH ONLY STORAGE UNITS ARE EXCLUDED.
COLUMNS MAY NOT SUM DUE TO ROUNDING.
COLUMNS MAY NOT SUM TO TOTAL BECAUSE FACILITIES MAY HAVE MULTIPLE HANDLING METHODS.

12 QUANTITY AND PERCENTAGE OF RCRA HAZARDOUS WASTEWATER AND NON-WASTEWATER MANAGED IN 1995

| MANAGEMENT TYPE | TONS MANAGED | PERCENTAGE |
|---|---|---|
| WASTEWATER | 975 | 75.9 |
| NON-WASTEWATER | 309 | 24.1 |
| TOTAL | 1,283 | 100.0 |

## MONTANA

### 1995 WASTE SHIPMENTS

13 NUMBER OF RCRA HAZARDOUS WASTE SHIPPERS: 49

14 QUANITIY OF RCRA HAZARDOUS WASTE SHIPPED: 7,212 TONS

15 FIFTY LARGEST RCRA HAZARDOUS WASTE SHIPPERS, 1995

| RANK | EPA ID | SITE NAME | CITY | QUANTITY SHIPPED (TONS) |
|---|---|---|---|---|
| 1 | MTD057561763 | COLUMBIA FALLS ALUMINUM CO | COLUMBIA FALLS | 3,971 |
| 2 | MTD079711198 | TRANSBAS INC | BILLINGS | 886 |
| 3 | MTD986067197 | CENEX PETROLEUM TERMINAL - GLENDIVE | GLENDIVE | 724 |
| 4 | MTD006238083 | CENEX INC LAUREL REFINERY | LAUREL | 683 |
| 5 | MTD006229405 | CONOCO REFINERY | BILLINGS | 391 |
| 6 | MTD982648099 | SEMITOOL INC RESERVE DR | KALISPELL | 66 |
| 7 | MTD010367738 | MONTANA TECHNICAL RESEARCH CENTER | BUTTE | 61 |
| 8 | MTD010380574 | EXXON BILLING REFINERY | BILLINGS | 47 |
| 9 | MTD006969281 | WEISSMAN CARL & SONS INC GREAT FALLS | GREAT FALLS | 44 |
| 10 | MTD000475194 | MONTANA REFINING COMPANY | GREAT FALLS | 41 |
| 11 | MT8571924556 | MALMSTROM AFB | MALMSTROM AFB | 37 |
| 12 | MTD980807176 | LOUISIANA PACIFIC CORP MISSOULA | MISSOULA | 25 |
| 13 | MT0001018381 | WESTLAND SERVICE STATION | GLASGOW | 22 |
| 14 | MTD035237940 | RIBI IMMUNOCHEM RESEARCH INC | HAMILTON | 21 |
| 15 | MT0000971986 | MALMSTROM AFB BOOTLEGGER SITE | GREAT FALLS | 20 |
| 16 | MTD980955660 | BN - HAVRE | HAVRE | 20 |
| 17 | MT2890090036 | MSE INC BUTTE WETO | BUTTE | 17 |
| 18 | MTD986073583 | MONTANA POLE AND TREATMENT | BUTTE | 15 |
| 19 | MT0000992982 | ALLWASTE CONTAINER SERVICES - EDGEWOOD | MILES CITY | 14 |
| 20 | MTD982647711 | MONTANA RAIL LINK MISSOULA DEFOE | MISSOULA | 10 |
| 21 | MTR000001115 | BOZEMAN SOLVENT SITE | BOZEMAN | 10 |
| 22 | MTD065569048 | MSU BOZEMAN | BOZEMAN | 9 |
| 23 | MTD982648255 | LIVINGSTON REBUILD CENTER INC | LIVINGSTON | 7 |
| 24 | MT9141790015 | TW SERVICES YELLOWSTONE PARK DIVISION | GARDINER | 7 |
| 25 | MTD119730208 | MONTANA TECH | BUTTE | 5 |
| 26 | MTD006237234 | BN - KALISPELL POLE & TIMBER | KALISPELL | 5 |
| 27 | MT0000000356 | PACIFIC RECYCLING BILLINGS | BILLINGS | 5 |
| 28 | MTD063728984 | BIG SKY COAL COMPANY | COLSTRIP | 5 |
| 29 | MTR000000562 | MONTANA POWER CO - HARDY CAMP | CUTBANK | 4 |
| 30 | MTD000710236 | MONTANA POWER CO UNITS 1 & 2 | COLSTRIP | 4 |
| 31 | MTD071401368 | A & S TRIBAL INDUSTRIES INC | POPLAR | 4 |
| 32 | MTD006232276 | IDAHO POLE COMPANY | BOZEMAN | 4 |
| 33 | MTR000001222 | SOUTHEASTERN PUBLIC SERVICE CO / SEPSCO | BUTTE | 4 |
| 34 | MT0000930537 | MT DOT WOLF POINT | WOLF POINT | 3 |
| 35 | MTR000000927 | MONSANTO COMPANY LAB WAREHOUSE #2 | MISSOULA | 3 |
| 36 | MTD981552771 | MSU NORTHERN | HAVRE | 3 |
| 37 | MTD986069649 | MT DOT GREAT FALLS 18TH AVE NE | GREAT FALLS | 2 |
| 38 | MTD986072999 | CIRMOT INDUSTRIES | BILLINGS | 2 |
| 39 | MTR000000398 | ST LABRE INDIAN SCHOOL | ASHLAND | 2 |
| 40 | MTD982647760 | MT DOT GLENDIVE | GLENDIVE | 2 |
| 41 | MTR000000331 | MT DFWP - HELENA SHOP | HELENA | 2 |
| 42 | MTD980330609 | MONTANA POWER CO COLSTRIP UNITS 3 & 4 | COLSTRIP | 2 |
| 43 | MTR000000968 | PRAIRIE ELEVATOR COMPANY | TERRY | 1 |
| 44 | MT0000253922 | EDS FURNITURE STRIPPING | BILLINGS | 1 |
| 45 | MTD093301836 | WESTERN ENERGY COMPANY ROSEBUD MINE | COLSTRIP | 1 |
| 46 | MTD093291656 | ARCO COAL CO ANACONDA SMELTER | ANACONDA | 1 |
| 47 | MT0000254094 | BLUE RANGE MINING HEALTH MILL | LEWISTOWN | 0 |
| 48 | MTD144180304 | MONTANA RESOURCES | BUTTE | 0 |
| 49 | MTD981545445 | 4TH AVENUE PLAZA | BILLINGS | 0 |
| TOTAL | | | | 7,212 |

NOTE: COLUMNS MAY NOT SUM DUE TO ROUNDING.
STATE MAY HAVE FEWER THAN FIFTY SHIPPERS.

# MONTANA

## 1995 WASTE RECEIPTS

16 NUMBER OF RCRA HAZARDOUS WASTE RECEIVERS: 2

17 QUANITIY OF RCRA HAZARDOUS WASTE RECEIVED: 3 TONS

18 FIFTY LARGEST RCRA HAZARDOUS WASTE RECEIVERS, 1995

| RANK | EPA ID | SITE NAME | CITY | QUANTITY RECEIVED (TONS) |
|---|---|---|---|---|
| 1 | MT8571924556 | MALMSTROM AFB | MALMSTROM AFB | 3 |
| 2 | MTD065569048 | MSU BOZEMAN | BOZEMAN | 0 |
| TOTAL | | | | 3 |

NOTE: COLUMNS MAY NOT SUM DUE TO ROUNDING.
STATE MAY HAVE FEWER THAN FIFTY FACILITIES THAT RECEIVED WASTE.

## MONTANA

### 1995 WASTE RECEIPTS, CONTINUED

19 QUANTITY OF RCRA HAZARDOUS WASTE MANAGED, BY MANGEMENT METHOD, LIMITED TO WASTE RECEIVED FROM OFFSITE, 1995

| MANAGEMENT METHOD | SYSTEM TYPE CODE | QUANTITY MANAGED (TONS) | PERCENTAGE OF QUANTITY | NUMBER OF FACILITIES | PERCENTAGE OF FACILITIES |
|---|---|---|---|---|---|
| METALS RECOVERY (FOR REUSE) | M011-M019 | 0 | 9.4 | 1 | 100.0 |
| INCINERATION | M041-M049 | 3 | 90.6 | 1 | 100.0 |
| TOTAL | | 3 | 100.0 | 1 | |

20 MANAGEMENT METHOD, BY QUANTITY OF RCRA HAZARDOUS WASTE MANAGED, LIMITED TO WASTE RECEIVED FROM OFFSITE, 1995

| MANAGEMENT METHOD | SYSTEM TYPE CODE | QUANTITY MANAGED (TONS) | PERCENTAGE OF QUANTITY | NUMBER OF FACILITIES | PERCENTAGE OF FACILITIES |
|---|---|---|---|---|---|
| INCINERATION | M041-M049 | 3 | 90.6 | 1 | 100.0 |
| METALS RECOVERY (FOR REUSE) | M011-M019 | 0 | 9.4 | 1 | 100.0 |
| TOTAL | | 3 | 100.0 | 1 | |

NOTE: QUANTITY MANAGED ONLY BY STORAGE IS EXCLUDED.
FACILITIES WITH ONLY STORAGE UNITS ARE EXCLUDED.
COLUMNS MAY NOT SUM DUE TO ROUNDING.
COLUMNS MAY NOT SUM TO TOTAL BECAUSE FACILITIES MAY HAVE MULTIPLE HANDLING METHODS.

# MONTANA

## 1995 WASTE RECEIPTS, CONTINUED

21 MANAGEMENT METHOD AND QUANTITY OF RCRA HAZARDOUS WASTE MANAGED, BY NUMBER OF FACILITIES, LIMITED TO WASTE RECEIVED FROM OFF SITE, 1995

| MANAGEMENT METHOD | SYSTEM TYPE CODE | QUANTITY MANAGED (TONS) | PERCENTAGE OF QUANTITY | NUMBER OF FACILITIES | PERCENTAGE OF FACILITIES |
|---|---|---|---|---|---|
| METALS RECOVERY (FOR REUSE) | M011-M019 | 0 | 9.4 | 1 | 100.0 |
| INCINERATION | M041-M049 | 3 | 90.6 | 1 | 100.0 |
| TOTAL | | 3 | 100.0 | 1 | |

NOTE: QUANTITY MANAGED ONLY BY STORAGE IS EXCLUDED.
FACILITIES WITH ONLY STORAGE UNITS ARE EXCLUDED.
COLUMNS MAY NOT SUM DUE TO ROUNDING.
COLUMNS MAY NOT SUM TO TOTAL BECAUSE FACILITIES MAY HAVE MULTIPLE HANDLING METHODS.

## MONTANA

### 1995 IMPORTS AND EXPORTS

| | | | |
|---|---|---|---|
| 22 | QUANTITY OF RCRA HAZARDOUS WASTE IMPORTED: | 0 | TONS |
| 23 | QUANTITY OF RCRA HAZARDOUS WASTE EXPORTED: | 7,191 | TONS |

# NAVAJO NATION

## 1995 WASTE GENERATION

1 NUMBER OF RCRA LARGE QUANTITY GENERATORS (LQGS): 11

2 QUANTITY OF RCRA HAZARDOUS WASTE GENERATED: 195

3 FIFTY LARGEST RCRA HAZARDOUS WASTE GENERATORS IN THE STATE, 1995

| RANK | EPA ID | SITE NAME | CITY | TOTAL GENERATED (TONS) |
|---|---|---|---|---|
| 1 | NND104150024 | PEABODY WESTERN COAL CO | KAYENTA | 95 |
| 2 | NND043015387 | PACKARD HUGHES INTERCONNECT FT DEFIANCE | FORT DEFIANCE | 25 |
| 3 | NNP600929025 | NATIONAL PARK SERVICE | TONALEA | 24 |
| 4 | NN2140909100 | BIA BRANCH OF ROADS CHEU | FARMINGTON | 12 |
| 5 | NNR000000059 | FORT DEFIANCE | FORT DEFIANCE | 10 |
| 6 | NND074452426 | SALT RIVER PROJECT | PAGE | 8 |
| 7 | NND986668853 | HUGHES MISSILE SYSTEM CO | FARMINGTON | 7 |
| 8 | NNR000000356 | US BIA WESTERN NAVAJO AGENCY | TUBA CITY | 6 |
| 9 | NND042993725 | BHP MINERALS INTERNATIONAL INC | FRUITLAND | 4 |
| 10 | NNP601255641 | CONSOLIDATION COAL CO | BURNHAM | 2 |
| 11 | NNP600929065 | CANYON DE CHELLY NATIONAL | CHINLE | 2 |
| TOTAL | | | | 195 |

NOTE: STATE MAY HAVE FEWER THAN FIFTY GENERATORS.

## NAVAJO NATION

### 1995 WASTE GENERATION, CONTINUED

4 QUANTITIES OF WASTE GENERATED IN 1995 THAT WERE

- REPORTED WITH ONLY CHARACTERISTIC WASTE CODES
- REPORTED WITH ONLY LISTED WASTE CODES
- REPORTED WITH BOTH CHARACTERISTIC AND LISTED WASTE CODES

| WASTE HAS ONLY CHARACTERISTIC CODES | TONS OF WASTE GENERATED | WASTE HAS ONLY LISTED CODES | TONS OF WASTE GENERATED | WASTE HAS BOTH CHARACTERISTIC AND LISTED CODES | TONS OF WASTE GENERATED |
|---|---|---|---|---|---|
| ONLY IGNITABLE | 4 | ONLY AN F CODE | 5 | | |
| ONLY CORROSIVE | 0 | ONLY A K CODE | 0 | | |
| ONLY REACTIVE | 0 | ONLY A P CODE | 0 | | |
| ONLY D004-17 | 64 | ONLY A U CODE | 0 | | |
| ONLY D018-43 | 7 | | | | |
| HAS MORE THAN ONE CHARACTERISTIC CODE | 5 | HAS MORE THAN ONE LISTED CODE | 0 | | |
| TOTAL | 80 | TOTAL | 5 | TOTAL CHAR. AND LISTED | 110 |

5 QUANTITIES OF WASTE GENERATED IN 1995 THAT WERE MULTIPLY CODED

| WASTE HAS ONLY CHARACTERISTIC CODES BUT MORE THAN ONE APPLIES | TONS OF WASTE GENERATED | ONLY LISTED CODES BUT HAS MORE THAN ONE | TONS OF WASTE GENERATED | BOTH CHAR. & LISTED CODES | TONS OF WASTE GENERATE |
|---|---|---|---|---|---|
| HAS IGNITABLE CODE | 5 | | | IGN. W/ AT LEAST 1 LSTD | 2 |
| HAS CORROSIVE CODE | 0 | | | CORR. W/ AT LEAST 1 LSTD | |
| HAS REACTIVE CODE | 0 | | | REACT. W/ AT LEAST 1 LSTD | |
| HAS D004-D017 CODE | 4 | | | D004-17 W/ AT LEAST 1 LSTD | 8 |
| HAS D018-D043 CODE | 1 | | | D018-43 W/ AT LEAST 1 LSTD | 1 |
| | | HAS AN F CODE | 0 | F WASTE W/ AT LEAST 1 CHAR | 11 |
| | | HAS A K CODE | 0 | K WASTE W/ AT LEAST 1 CHAR | |
| | | HAS A P CODE | 0 | P WASTE W/ AT LEAST 1 CHAR | |
| | | HAS A U CODE | 0 | U WASTE W/ AT LEAST 1 CHAR | |
| TOTAL | 5 | TOTAL | 0 | TOTAL | 11 |

NOTE: COLUMNS DO NOT SUM TO TOTAL BECAUSE A WASTE CODE MAY APPLY TO MORE THAN ONE WASTE.
MIXTURES WITH IGNITABLE, CORROSIVE, REACTIVE, D004-17, AND D018-43 CHARACTERISTIC CODES ALSO MAY CONTAIN OTHER CHARACTERISTIC WASTE CODES.
SIMILARLY, WASTES WITH F,K,P, AND U LISTED CODES MAY HAVE OTHER LISTED WASTE CODES.

# NAVAJO NATION

## 1995 WASTE MANAGEMENT

TABLES 6, 7, 8, 9, 10, 11, AND 12 HAVE BEEN OMITTED FROM THIS REPORT BECAUSE THERE WERE NO FACILITIES IN THE NAVAJO NATION THAT REPORTED MANAGING RCRA HAZARDOUS WASTE IN 1995.

## NAVAJO NATION

### 1995 WASTE SHIPMENTS

13 NUMBER OF RCRA HAZARDOUS WASTE SHIPPERS: 10

14 QUANITIY OF RCRA HAZARDOUS WASTE SHIPPED: 185 TONS

15 FIFTY LARGEST RCRA HAZARDOUS WASTE SHIPPERS, 1995

| RANK | EPA ID | SITE NAME | CITY | QUANTITY SHIPPED (TONS) |
|---|---|---|---|---|
| 1 | NND104150024 | PEABODY WESTERN COAL CO | KAYENTA | 98 |
| 2 | NNP600929025 | NATIONAL PARK SERVICE | TONALEA | 24 |
| 3 | NND043015387 | PACKARD HUGHES INTERCONNECT FT DEFIANCE | FORT DEFIANCE | 23 |
| 4 | NN2140909100 | BIA BRANCH OF ROADS CHEU | FARMINGTON | 12 |
| 5 | NNR000000059 | FORT DEFIANCE | FORT DEFIANCE | 10 |
| 6 | NND986668853 | HUGHES MISSILE SYSTEM CO | FARMINGTON | 7 |
| 7 | NND042993725 | BHP MINERALS INTERNATIONAL INC | FRUITLAND | 4 |
| 8 | NND074452426 | SALT RIVER PROJECT | PAGE | 3 |
| 9 | NNP601255641 | CONSOLIDATION COAL CO | BURNHAM | 2 |
| 10 | NNP600929065 | CANYON DE CHELLY NATIONAL | CHINLE | 2 |
| TOTAL | | | | 185 |

NOTE: COLUMNS MAY NOT SUM DUE TO ROUNDING.
STATE MAY HAVE FEWER THAN FIFTY SHIPPERS.

# NAVAJO NATION

## 1995 WASTE RECEIPTS

TABLES 16, 17, 18, 19, 20, AND 21 HAVE BEEN OMITTED FROM THIS REPORT BECAUSE THERE WERE NO FACILITIES IN THE NAVAJO NATION THAT REPORTED RECEIVING RCRA HAZARDOUS WASTE IN 1995.

## NAVAJO NATION

### 1995 IMPORTS AND EXPORTS

| | | | |
|---|---|---|---|
| 22 | QUANTITY OF RCRA HAZARDOUS WASTE IMPORTED: | 0 | TONS |
| 23 | QUANTITY OF RCRA HAZARDOUS WASTE EXPORTED: | 185 | TONS |

# NEBRASKA

## 1995 WASTE GENERATION

1 NUMBER OF RCRA LARGE QUANTITY GENERATORS (LQGS): 64

2 QUANTITY OF RCRA HAZARDOUS WASTE GENERATED: 89,878

3 FIFTY LARGEST RCRA HAZARDOUS WASTE GENERATORS IN THE STATE, 1995

| RANK | EPA ID | SITE NAME | CITY | TOTAL GENERATED (TONS) |
|---|---|---|---|---|
| 1 | NED007281728 | LINCOLN PLATING COMPANY | LINCOLN | 51,346 |
| 2 | NED043534635 | TECHNICAL PRODUCTS GROUP INC | LINCOLN | 26,645 |
| 3 | NED087069050 | NUCOR STEEL NEBRASKA | NORFOLK | 5,907 |
| 4 | NED980971733 | DUNCAN AVIATION | LINCOLN | 978 |
| 5 | NED000819078 | PLATTE CHEMICAL COMPANY | FREMONT | 873 |
| 6 | NED068652981 | KAWASAKI MOTORS MFG | LINCOLN | 575 |
| 7 | NED007263353 | CROWN CORK & SEAL CO. INC. | OMAHA | 407 |
| 8 | NED091998567 | DANA CORP, PERFECT CIRCLE PRODUCT DIV. | HASTINGS | 393 |
| 9 | NED000610691 | LOZIER CORPORATION | OMAHA | 272 |
| 10 | NED099564684 | APPLETON ELECTRIC COMPANY | COLUMBUS | 241 |
| 11 | NED007285257 | MAGNUS/FARLEY INC | FREMONT | 226 |
| 12 | NED000822775 | BURLINGTON NORTHERN SANTE FE | LINCOLN | 210 |
| 13 | NED000610709 | LOZIER CORPORATION WEST PLANT | OMAHA | 208 |
| 14 | NED007259054 | AMERICAN TELEPHONE & TELEGRAPH | OMAHA | 181 |
| 15 | NED080219868 | HYDRAULIC COMPONENTS | HARTINGTON | 114 |
| 16 | NED007266331 | THE GOODYEAR TIRE & RUBBER CO | LINCOLN | 96 |
| 17 | NED035093053 | DALE ELECTRONICS | NORFOLK | 86 |
| 18 | NED981708795 | CONOCO INC.- SIDNEY TERMINAL | SIDNEY | 80 |
| 19 | NED986387520 | HUNT CLEANERS INC | COZAD | 73 |
| 20 | NED981117153 | HOUSTON J-M CORP. D/B/A | OMAHA | 70 |
| 21 | NED007263197 | BECTON DICKINSON | COLUMBUS | 69 |
| 22 | NET320010077 | THERMO KING CORPORATION | HASTING | 67 |
| 23 | NED000819060 | PLATTE CHEMICAL COMPANY | FREMONT | 66 |
| 24 | NED091995159 | FOUR SEASONS PAINT CO | LINCOLN | 61 |
| 25 | NED007274699 | PFIZER ANIMAL HEALTH | LINCOLN | 57 |
| 26 | NED007286198 | VICKERS INC | OMAHA | 57 |
| 27 | NED986387850 | FLEXCON COLUMBUS | COLUMBUS | 42 |
| 28 | NED020184412 | THE ARNOLD ENGINEERING CO | NORFOLK | 35 |
| 29 | NED007258213 | MALNOVE INC. | OMAHA | 34 |
| 30 | NED000822817 | DALE ELECTRONICS INC | COLUMBUS | 31 |
| 31 | NED986369338 | CAE VANGUARD INC | LINCOLN | 27 |
| 32 | NED045275260 | NASHUA CORP | OMAHA | 26 |
| 33 | NED986387041 | SUPRA COLOR LABS INC | OMAHA | 25 |
| 34 | NED045575552 | LANCER LABEL INC | OMAHA | 21 |
| 35 | NED000809475 | UNIVERSITY OF NEBRASKA MEDICAL CENTER | OMAHA | 21 |
| 36 | NED007260672 | ASH GROVE CEMENT CO | LOUISVILLE | 19 |
| 37 | NED000766808 | UNIV OF NEBRASKA-LINCOLN-CITY CAMPUS | LINCOLN | 19 |
| 38 | NED065106270 | NATIONAL CRANE CORPORATION | WAVERLY | 18 |
| 39 | NED981707524 | U S WEST BRI | OMAHA | 16 |
| 40 | NED980973580 | SUNDSTRAND AEROSPACE | YORK | 15 |
| 41 | NED007259518 | STOREKRAFT MANUFACTURING CO | BEATRICE | 15 |
| 42 | NED000766816 | UNIV OF NEBRASKA-EAST CAMPUS | LINCOLN | 14 |
| 43 | NED078024312 | GRAND ISLAND ACCESSORIES INC | GRAND ISLAND | 12 |
| 44 | NED007266935 | AMERICAN SHIZUKI CORP | OGALLALA | 11 |
| 45 | NED000822783 | BNSF RAILROAD | ALLIANCE | 11 |
| 46 | NED986386696 | PLATTE CHEMICAL COMPANY | FREMONT | 11 |
| 47 | NED072904543 | OILGEAR | FREMONT | 11 |
| 48 | NED068656560 | CUSHMAN INC. | LINCOLN | 10 |
| 49 | NED065133167 | EATON CORPORATION | BUFFALO | 9 |
| 50 | NED000001545 | SURFACE TECHNOLOGY INC | OMAHA | 9 |
| TOTAL | | | | 89,820 |

NOTE: STATE MAY HAVE FEWER THAN FIFTY GENERATORS.

## NEBRASKA

### 1995 WASTE GENERATION, CONTINUED

4 QUANTITIES OF WASTE GENERATED IN 1995 THAT WERE

- REPORTED WITH ONLY CHARACTERISTIC WASTE CODES
- REPORTED WITH ONLY LISTED WASTE CODES
- REPORTED WITH BOTH CHARACTERISTIC AND LISTED WASTE CODES

| WASTE HAS ONLY CHARACTERISTIC CODES | TONS OF WASTE GENERATED | WASTE HAS ONLY LISTED CODES | TONS OF WASTE GENERATED | WASTE HAS BOTH CHARACTERISTIC AND LISTED CODES | TONS OF WASTE GENERATED |
|---|---|---|---|---|---|
| ONLY IGNITABLE | 90 | ONLY AN F CODE | 1,589 | | |
| ONLY CORROSIVE | 122 | ONLY A K CODE | 5,905 | | |
| ONLY REACTIVE | 0 | ONLY A P CODE | 75 | | |
| ONLY D004-17 | 52,371 | ONLY A U CODE | 4 | | |
| ONLY D018-43 | 159 | | | | |
| HAS MORE THAN ONE CHARACTERISTIC CODE | 740 | HAS MORE THAN ONE LISTED CODE | 0 | | |
| TOTAL | 53,482 | TOTAL | 7,573 | TOTAL CHAR. AND LISTED | 28,812 |

5 QUANTITIES OF WASTE GENERATED IN 1995 THAT WERE MULTIPLY CODED

| WASTE HAS ONLY CHARACTERISTIC CODES BUT MORE THAN ONE APPLIES | TONS OF WASTE GENERATED | ONLY LISTED CODES BUT HAS MORE THAN ONE | TONS OF WASTE GENERATED | BOTH CHAR. & LISTED CODES | TONS OF WASTE GENERATE |
|---|---|---|---|---|---|
| HAS IGNITABLE CODE | 109 | | | IGN. W/ AT LEAST 1 LSTD | 1,84 |
| HAS CORROSIVE CODE | 634 | | | CORR. W/ AT LEAST 1 LSTD | 5 |
| HAS REACTIVE CODE | 1 | | | REACT. W/ AT LEAST 1 LSTD | |
| HAS D004-D017 CODE | 713 | | | D004-17 W/ AT LEAST 1 LSTD | 44 |
| HAS D018-D043 CODE | 44 | | | D018-43 W/ AT LEAST 1 LSTD | 27,80 |
| | | HAS AN F CODE | 0 | F WASTE W/ AT LEAST 1 CHAR | 28,57 |
| | | HAS A K CODE | 0 | K WASTE W/ AT LEAST 1 CHAR | |
| | | HAS A P CODE | 0 | P WASTE W/ AT LEAST 1 CHAR | |
| | | HAS A U CODE | 0 | U WASTE W/ AT LEAST 1 CHAR | 26 |
| TOTAL | 740 | TOTAL | 0 | TOTAL | 28,81 |

NOTE: COLUMNS DO NOT SUM TO TOTAL BECAUSE A WASTE CODE MAY APPLY TO MORE THAN ONE WASTE.
MIXTURES WITH IGNITABLE, CORROSIVE, REACTIVE, D004-17, AND D018-43 CHARACTERISTIC CODES ALSO MAY CONTAIN OTHER CHARACTERISTIC WASTE CODES.
SIMILARLY, WASTES WITH F,K,P, AND U LISTED CODES MAY HAVE OTHER LISTED WASTE CODES.

# NEBRASKA

## 1995 WASTE MANAGEMENT

6 NUMBER OF RCRA TSD FACILITIES: 8

7 QUANITY OF RCRA HAZARDOUS WASTE MANAGED: 93,880 TONS

8 FIFTY LARGEST RCRA HAZARDOUS WASTE MANAGEMENT FACILITIES, 1995

| RANK | EPA ID | SITE NAME | CITY | TONS OF WASTE MANAGED |
|---|---|---|---|---|
| 1 | NED007281728 | LINCOLN PLATING COMPANY | LINCOLN | 51,220 |
| 2 | NED043534635 | TECHNICAL PRODUCTS GROUP INC | LINCOLN | 26,695 |
| 3 | NED007260672 | ASH GROVE CEMENT CO | LOUISVILLE | 15,875 |
| 4 | NED007263197 | BECTON DICKINSON | COLUMBUS | 50 |
| 5 | NED035093053 | DALE ELECTRONICS | NORFOLK | 28 |
| 6 | NED045575552 | LANCER LABEL INC | OMAHA | 12 |
| 7 | NED986387520 | HUNT CLEANERS INC | COZAD | 0 |
| TOTAL | | | | 93,880 |

NOTE: COLUMNS MAY NOT SUM DUE TO ROUNDING.
STATE MAY HAVE FEWER THAN FIFTY FACILITIES THAT MANAGED WASTE.
QUANTITY MANAGED ONLY BY STORAGE IS EXCLUDED.

## NEBRASKA

### 1995 WASTE MANAGEMENT, CONTINUED

9 QUANTITY OF RCRA HAZARDOUS WASTE MANAGED BY MANAGEMENT METHOD, 1995

| MANAGEMENT METHOD | SYSTEM TYPE CODE | QUANTITY MANAGED (TONS) | PERCENTAGE OF QUANTITY | NUMBER OF FACILITIES | PERCENTAGE OF FACILITIES |
|---|---|---|---|---|---|
| METALS RECOVERY (FOR REUSE) | M011-M019 | 7,238 | 7.7 | 1 | 16.7 |
| SOLVENTS RECOVERY | M021-M029 | 81 | .1 | 3 | 50.0 |
| ENERGY RECOVERY (REUSE AS FUEL) | M051-M059 | 15,875 | 16.9 | 1 | 16.7 |
| AQUEOUS INORGANIC TREATMENT | M071-M079 | 44,079 | 47.0 | 2 | 33.3 |
| AQUEOUS ORGANIC TREATMENT | M081-M089 | 26,595 | 28.3 | 2 | 33.3 |
| OTHER TREATMENT | M121-M129 | 12 | .0 | 1 | 16.7 |
| TOTAL | | 93,880 | 100.0 | 6 | |

10 MANAGEMENT METHOD, BY QUANTITY OF RCRA HAZARDOUS WASTE MANAGED, 1995

| MANAGEMENT METHOD | SYSTEM TYPE CODE | QUANTITY MANAGED (TONS) | PERCENTAGE OF QUANTITY | NUMBER OF FACILITIES | PERCENTAGE OF FACILITIES |
|---|---|---|---|---|---|
| AQUEOUS INORGANIC TREATMENT | M071-M079 | 44,079 | 47.0 | 2 | 33.3 |
| AQUEOUS ORGANIC TREATMENT | M081-M089 | 26,595 | 28.3 | 2 | 33.3 |
| ENERGY RECOVERY (REUSE AS FUEL) | M051-M059 | 15,875 | 16.9 | 1 | 16.7 |
| METALS RECOVERY (FOR REUSE) | M011-M019 | 7,238 | 7.7 | 1 | 16.7 |
| SOLVENTS RECOVERY | M021-M029 | 81 | .1 | 3 | 50.0 |
| OTHER TREATMENT | M121-M129 | 12 | .0 | 1 | 16.7 |
| TOTAL | | 93,880 | 100.0 | 6 | |

NOTE: QUANTITY MANAGED ONLY BY STORAGE IS EXCLUDED.
FACILITIES WITH ONLY STORAGE UNITS ARE EXCLUDED.
COLUMNS MAY NOT SUM DUE TO ROUNDING.
COLUMNS MAY NOT SUM TO TOTAL BECAUSE FACILITIES MAY HAVE MULTIPLE HANDLING METHODS.

# NEBRASKA

## 1995 WASTE MANAGEMENT, CONTINUED

11 MANAGEMENT METHOD AND QUANTITY OF RCRA HAZARDOUS WASTE MANAGED BY NUMBER OF FACILITIES, 1995

| MANAGEMENT METHOD | SYSTEM TYPE CODE | QUANTITY MANAGED (TONS) | PERCENTAGE OF QUANTITY | NUMBER OF FACILITIES | PERCENTAGE OF FACILITIES |
|---|---|---|---|---|---|
| SOLVENTS RECOVERY | M021-M029 | 81 | .1 | 3 | 50.0 |
| AQUEOUS INORGANIC TREATMENT | M071-M079 | 44,079 | 47.0 | 2 | 33.3 |
| AQUEOUS ORGANIC TREATMENT | M081-M089 | 26,595 | 28.3 | 2 | 33.3 |
| METALS RECOVERY (FOR REUSE) | M011-M019 | 7,238 | 7.7 | 1 | 16.7 |
| ENERGY RECOVERY (REUSE AS FUEL) | M051-M059 | 15,875 | 16.9 | 1 | 16.7 |
| OTHER TREATMENT | M121-M129 | 12 | .0 | 1 | 16.7 |
| TOTAL | | 93,880 | 100.0 | 6 | |

NOTE: QUANTITY MANAGED ONLY BY STORAGE IS EXCLUDED.
FACILITIES WITH ONLY STORAGE UNITS ARE EXCLUDED.
COLUMNS MAY NOT SUM DUE TO ROUNDING.
COLUMNS MAY NOT SUM TO TOTAL BECAUSE FACILITIES MAY HAVE MULTIPLE HANDLING METHODS.

12 QUANTITY AND PERCENTAGE OF RCRA HAZARDOUS WASTEWATER AND NON-WASTEWATER MANAGED IN 1995

| MANAGEMENT TYPE | TONS MANAGED | PERCENTAGE |
|---|---|---|
| WASTEWATER | 77,924 | 83.0 |
| NON-WASTEWATER | 15,956 | 17.0 |
| TOTAL | 93,880 | 100.0 |

## NEBRASKA

### 1995 WASTE SHIPMENTS

13 NUMBER OF RCRA HAZARDOUS WASTE SHIPPERS: 60

14 QUANITIY OF RCRA HAZARDOUS WASTE SHIPPED: 13,581 TONS

15 FIFTY LARGEST RCRA HAZARDOUS WASTE SHIPPERS, 1995

| RANK | EPA ID | SITE NAME | CITY | QUANTITY SHIPPED (TONS) |
|---|---|---|---|---|
| 1 | NED007259054 | AMERICAN TELEPHONE & TELEGRAPH | OMAHA | 9,731 |
| 2 | NED007263353 | CROWN CORK & SEAL CO. INC. | OMAHA | 407 |
| 3 | NED091998567 | DANA CORP, PERFECT CIRCLE PRODUCT DIV. | HASTINGS | 393 |
| 4 | NED068652981 | KAWASAKI MOTORS MFG | LINCOLN | 377 |
| 5 | NED000610691 | LOZIER CORPORATION | OMAHA | 272 |
| 6 | NED000819078 | PLATTE CHEMICAL COMPANY | FREMONT | 244 |
| 7 | NED099564684 | APPLETON ELECTRIC COMPANY | COLUMBUS | 241 |
| 8 | NED007285257 | MAGNUS/FARLEY INC | FREMONT | 226 |
| 9 | NED000822775 | BURLINGTON NORTHERN SANTE FE | LINCOLN | 210 |
| 10 | NED000610709 | LOZIER CORPORATION WEST PLANT | OMAHA | 208 |
| 11 | NED007281728 | LINCOLN PLATING COMPANY | LINCOLN | 126 |
| 12 | NED080219868 | HYDRAULIC COMPONENTS | HARTINGTON | 99 |
| 13 | NED007266331 | THE GOODYEAR TIRE & RUBBER CO | LINCOLN | 84 |
| 14 | NED980971733 | DUNCAN AVIATION | LINCOLN | 74 |
| 15 | NED000819060 | PLATTE CHEMICAL COMPANY | FREMONT | 66 |
| 16 | NED091995159 | FOUR SEASONS PAINT CO | LINCOLN | 61 |
| 17 | NET320010077 | THERMO KING CORPORATION | HASTING | 60 |
| 18 | NED007286198 | VICKERS INC | OMAHA | 59 |
| 19 | NED035093053 | DALE ELECTRONICS | NORFOLK | 58 |
| 20 | NED065133167 | EATON CORPORATION | BUFFALO | 47 |
| 21 | NED986387850 | FLEXCON COLUMBUS | COLUMBUS | 42 |
| 22 | NED981117153 | HOUSTON J-M CORP. D/B/A | OMAHA | 37 |
| 23 | NED007274699 | PFIZER ANIMAL HEALTH | LINCOLN | 36 |
| 24 | NED020184412 | THE ARNOLD ENGINEERING CO | NORFOLK | 35 |
| 25 | NED007258213 | MALNOVE INC. | OMAHA | 34 |
| 26 | NED000822817 | DALE ELECTRONICS INC | COLUMBUS | 31 |
| 27 | NED986369338 | CAE VANGUARD INC | LINCOLN | 25 |
| 28 | NED007263197 | BECTON DICKINSON | COLUMBUS | 19 |
| 29 | NED045275260 | NASHUA CORP | OMAHA | 19 |
| 30 | NED000766808 | UNIV OF NEBRASKA-LINCOLN-CITY CAMPUS | LINCOLN | 19 |
| 31 | NED000809475 | UNIVERSITY OF NEBRASKA MEDICAL CENTER | OMAHA | 19 |
| 32 | NED065106270 | NATIONAL CRANE CORPORATION | WAVERLY | 18 |
| 33 | NED981707524 | U S WEST BRI | OMAHA | 15 |
| 34 | NED007259518 | STOREKRAFT MANUFACTURING CO | BEATRICE | 15 |
| 35 | NED980973580 | SUNDSTRAND AEROSPACE | YORK | 14 |
| 36 | NED000766816 | UNIV OF NEBRASKA-EAST CAMPUS | LINCOLN | 14 |
| 37 | NED043534635 | TECHNICAL PRODUCTS GROUP INC | LINCOLN | 13 |
| 38 | NED078024312 | GRAND ISLAND ACCESSORIES INC | GRAND ISLAND | 12 |
| 39 | NED000822783 | BNSF RAILROAD | ALLIANCE | 11 |
| 40 | NED986386696 | PLATTE CHEMICAL COMPANY | FREMONT | 11 |
| 41 | NED072904543 | OILGEAR | FREMONT | 11 |
| 42 | NED068656560 | CUSHMAN INC. | LINCOLN | 10 |
| 43 | NED045575552 | LANCER LABEL INC | OMAHA | 9 |
| 44 | NED000809483 | VAN WATERS & ROGERS INC. | OMAHA | 8 |
| 45 | NED986385193 | AMERICAN TOOL COMPANIES INC BEATRICE OPE | BEATRICE | 8 |
| 46 | NED047038187 | LEON PLASTICS INC | ALDA | 8 |
| 47 | NED042581363 | PARKER HANNIFIN | LINCOLN | 7 |
| 48 | NED000001545 | SURFACE TECHNOLOGY INC | OMAHA | 7 |
| 49 | NED035120260 | REAGAN BUICK INC | OMAHA | 6 |
| 50 | NED000325167 | FARMLAND INDUSTRIES | BEATRICE | 6 |
| TOTAL | | | | 13,564 |

NOTE: COLUMNS MAY NOT SUM DUE TO ROUNDING.
STATE MAY HAVE FEWER THAN FIFTY SHIPPERS.

# NEBRASKA

## 1995 WASTE RECEIPTS

16 NUMBER OF RCRA HAZARDOUS WASTE RECEIVERS: 2

17 QUANITIY OF RCRA HAZARDOUS WASTE RECEIVED: 15,869 TONS

18 FIFTY LARGEST RCRA HAZARDOUS WASTE RECEIVERS, 1995

| RANK | EPA ID | SITE NAME | CITY | QUANTITY RECEIVED (TONS) |
|---|---|---|---|---|
| 1 | NED007260672 | ASH GROVE CEMENT CO | LOUISVILLE | 15,856 |
| 2 | NED043534635 | TECHNICAL PRODUCTS GROUP INC | LINCOLN | 13 |
| TOTAL | | | | 15,869 |

NOTE: COLUMNS MAY NOT SUM DUE TO ROUNDING.
STATE MAY HAVE FEWER THAN FIFTY FACILITIES THAT RECEIVED WASTE.

## NEBRASKA

### 1995 WASTE RECEIPTS, CONTINUED

19 QUANTITY OF RCRA HAZARDOUS WASTE MANAGED, BY MANGEMENT METHOD, LIMITED TO WASTE RECEIVED FROM OFFSITE, 1995

| MANAGEMENT METHOD | SYSTEM TYPE CODE | QUANTITY MANAGED (TONS) | PERCENTAGE OF QUANTITY | NUMBER OF FACILITIES | PERCENTAGE OF FACILITIES |
|---|---|---|---|---|---|
| SOLVENTS RECOVERY | M021-M029 | 11 | .1 | 1 | 50.0 |
| ENERGY RECOVERY (REUSE AS FUEL) | M051-M059 | 15,856 | 99.9 | 1 | 50.0 |
| TOTAL | | 15,867 | 100.0 | 2 | |

20 MANAGEMENT METHOD, BY QUANTITY OF RCRA HAZARDOUS WASTE MANAGED, LIMITED TO WASTE RECEIVED FROM OFFSITE, 1995

| MANAGEMENT METHOD | SYSTEM TYPE CODE | QUANTITY MANAGED (TONS) | PERCENTAGE OF QUANTITY | NUMBER OF FACILITIES | PERCENTAGE OF FACILITIES |
|---|---|---|---|---|---|
| ENERGY RECOVERY (REUSE AS FUEL) | M051-M059 | 15,856 | 99.9 | 1 | 50.0 |
| SOLVENTS RECOVERY | M021-M029 | 11 | .1 | 1 | 50.0 |
| TOTAL | | 15,867 | 100.0 | 2 | |

NOTE: QUANTITY MANAGED ONLY BY STORAGE IS EXCLUDED.
FACILITIES WITH ONLY STORAGE UNITS ARE EXCLUDED.
COLUMNS MAY NOT SUM DUE TO ROUNDING.
COLUMNS MAY NOT SUM TO TOTAL BECAUSE FACILITIES MAY HAVE MULTIPLE HANDLING METHODS.

# NEBRASKA

## 1995 WASTE RECEIPTS, CONTINUED

21 MANAGEMENT METHOD AND QUANTITY OF RCRA HAZARDOUS WASTE MANAGED, BY NUMBER OF FACILITIES, LIMITED TO WASTE RECEIVED FROM OFF SITE, 1995

| MANAGEMENT METHOD | SYSTEM TYPE CODE | QUANTITY MANAGED (TONS) | PERCENTAGE OF QUANTITY | NUMBER OF FACILITIES | PERCENTAGE OF FACILITIES |
|---|---|---|---|---|---|
| SOLVENTS RECOVERY | M021-M029 | 11 | .1 | 1 | 50.0 |
| ENERGY RECOVERY (REUSE AS FUEL) | M051-M059 | 15,856 | 99.9 | 1 | 50.0 |
| TOTAL | | 15,867 | 100.0 | 2 | |

NOTE: QUANTITY MANAGED ONLY BY STORAGE IS EXCLUDED.
FACILITIES WITH ONLY STORAGE UNITS ARE EXCLUDED.
COLUMNS MAY NOT SUM DUE TO ROUNDING.
COLUMNS MAY NOT SUM TO TOTAL BECAUSE FACILITIES MAY HAVE MULTIPLE HANDLING METHODS.

## NEBRASKA

### 1995 IMPORTS AND EXPORTS

| | | | |
|---|---|---|---|
| 22 | QUANTITY OF RCRA HAZARDOUS WASTE IMPORTED: | 15,856 | TONS |
| 23 | QUANTITY OF RCRA HAZARDOUS WASTE EXPORTED: | 13,545 | TONS |

# NEVADA

## 1995 WASTE GENERATION

1 NUMBER OF RCRA LARGE QUANTITY GENERATORS (LQGS): 78

2 QUANTITY OF RCRA HAZARDOUS WASTE GENERATED: 8,348

3 FIFTY LARGEST RCRA HAZARDOUS WASTE GENERATORS IN THE STATE, 1995

| RANK | EPA ID | SITE NAME | CITY | TOTAL GENERATED (TONS) |
|---|---|---|---|---|
| 1 | NVD070307103 | NEVADA PLATING CO | SPARKS | 4,835 |
| 2 | NVD000626531 | BARRICK GOLDSTRICK MINES INC | CARLIN | 1,104 |
| 3 | NV3890090001 | REYNOLDS ELECTRICAL & ENGINEERING | N LAS VEGAS | 312 |
| 4 | NVD008290330 | KERR-MCGEE CHEMICAL CORP | HENDERSON | 210 |
| 5 | NV7570024110 | 99 ABW/CC | NELLIS AFB | 157 |
| 6 | NVD000627034 | NEWMONT GOLD CO QUARRY | CARLIN | 156 |
| 7 | NV1210090006 | HAWTHORNE ARMY DEPOT | HAWTHORNE | 119 |
| 8 | NVD982502684 | SAINT MARY'S REGIONAL MED CNTR | RENO | 107 |
| 9 | NVD982041345 | LIFETOUCH PORTRAIT STUDIOS | RENO | 106 |
| 10 | NVD982461022 | LOCKHEED ANALYTICAL LABORATORY | LAS VEGAS | 97 |
| 11 | NVD096905724 | THE SHERWIN-WILLIAMS COMPANY | RENO | 86 |
| 12 | NVD990764961 | CALNEV PIPE LINE CO | LAS VEGAS | 83 |
| 13 | NVD009155631 | AMERICAN WATER HEATER GROUP | RENO | 80 |
| 14 | NVD982467250 | DURA-BOND BEARING CO | CARSON CITY | 70 |
| 15 | NVD982030520 | NEVAD WOOD PRESERVING | SILVER SPRINGS | 68 |
| 16 | NVD981625015 | SHERWIN-WILLIAMS CO | SPARKS | 59 |
| 17 | NVD078143377 | CRUMRINE JEWELERS | RENO | 52 |
| 18 | NVD982511826 | EL DORADO CARTRIDGE CORP | BOULDER CITY | 40 |
| 19 | NV9170022173 | US NAVY NAS FALLON | FALLON | 40 |
| 20 | NVD981428923 | FAIRWAY CHEVROLET COMPANY | LAS VEGAS | 36 |
| 21 | NVD981963549 | UNIVERSITY OF NEVADA, RENO | RENO | 36 |
| 22 | NVD981641434 | RR DONNELLEY & SONS CO | RENO | 36 |
| 23 | NVD000630970 | SO CALIFORNIA EDISON CO | LAUGHLIN | 32 |
| 24 | NVD092497999 | PRECISION ROLLED PRODUCTS INC | RENO | 31 |
| 25 | NVD986775427 | N B INDUSTRIES | LAS VEGAS | 25 |
| 26 | NVD986774651 | CHROMALLOY NEVADA | CARSON CITY | 24 |
| 27 | NVD982518755 | SIERRA CHEMICAL CO | SPARKS | 21 |
| 28 | NV5570024112 | USAF - NELLIS RANGE COMPLEX | LAS VEGAS | 19 |
| 29 | NVD981575160 | HOST INTERNATIONAL INC | LAS VEGAS | 19 |
| 30 | NVD986769602 | CARTER WALLACE INC | SPARKS | 18 |
| 31 | NVD982443962 | SIERRA MANUFACTURING | CARSON CITY | 17 |
| 32 | NVD982443947 | CHROMALLOY NEVADA | CARSON CITY | 16 |
| 33 | NVD986772671 | COURTESY OLDSMOBILE | LAS VEGAS | 15 |
| 34 | NVD008477820 | HAMILTON CO | RENO | 15 |
| 35 | NVD980895338 | 21ST CENTURY EMI DBA TRANSPORTER | FERNLEY | 14 |
| 36 | NVD981570781 | VEHICLE SERVICES-MAIN YARD | LAS VEGAS | 14 |
| 37 | NV0000453076 | COSTCO WHOLESALE #35 | LAS VEGAS | 12 |
| 38 | NVD986772002 | WAL MART 1 HOUR PHOTO | CARSON CITY | 11 |
| 39 | NV0000453100 | COSTCO WHOLESALE #138 | HENDERSON | 11 |
| 40 | NVD980478143 | NEVADA DIVISION OF AGRICULTURE | RENO | 10 |
| 41 | NV0000879676 | LAS VEGAS VALLEY WATER DISTRICT | LAS VEGAS | 9 |
| 42 | NVD982479677 | BTS GROUP | RENO | 9 |
| 43 | NVT330010182 | UNIVERSITY OF NEVADA, LAS VEGAS | LAS VEGAS | 8 |
| 44 | NVD982434961 | CLARK COUNTY SCHOOL DISTRICT | HENDERSON | 8 |
| 45 | NVD982430084 | COMET INDUSTRIES, INC | CARSON CITY | 7 |
| 46 | NVD056804487 | LIFT ENGINEERING & MANUFACTURING CO | CARSON CITY | 7 |
| 47 | NVD981968852 | THIOKOL/OMNECO INC. | CARSON CITY | 6 |
| 48 | NVD986773505 | NEVADA COM | SPARKS | 6 |
| 49 | NVR000000562 | CAMPBELL PUMPING STATION | LAS VEGAS | 5 |
| 50 | NVD986774735 | FIRST MISS GOLD INC GETCHELL MINE | GOLCONDA | 5 |
| TOTAL | | | | 8,283 |

NOTE: STATE MAY HAVE FEWER THAN FIFTY GENERATORS.

## NEVADA

### 1995 WASTE GENERATION, CONTINUED

4 QUANTITIES OF WASTE GENERATED IN 1995 THAT WERE

- REPORTED WITH ONLY CHARACTERISTIC WASTE CODES
- REPORTED WITH ONLY LISTED WASTE CODES
- REPORTED WITH BOTH CHARACTERISTIC AND LISTED WASTE CODES

| WASTE HAS ONLY CHARACTERISTIC CODES | TONS OF WASTE GENERATED | WASTE HAS ONLY LISTED CODES | TONS OF WASTE GENERATED | WASTE HAS BOTH CHARACTERISTIC AND LISTED CODES | TONS OF WASTE GENERATED |
|---|---|---|---|---|---|
| ONLY IGNITABLE | 202 | ONLY AN F CODE | 101 | | |
| ONLY CORROSIVE | 125 | ONLY A K CODE | 13 | | |
| ONLY REACTIVE | 21 | ONLY A P CODE | 1 | | |
| ONLY D004-17 | 1,946 | ONLY A U CODE | 2 | | |
| ONLY D018-43 | 29 | | | | |
| HAS MORE THAN ONE CHARACTERISTIC CODE | 432 | HAS MORE THAN ONE LISTED CODE | 0 | | |
| TOTAL | 2,755 | TOTAL | 118 | TOTAL CHAR. AND LISTED | 5,468 |

5 QUANTITIES OF WASTE GENERATED IN 1995 THAT WERE MULTIPLY CODED

| WASTE HAS ONLY CHARACTERISTIC CODES BUT MORE THAN ONE APPLIES | TONS OF WASTE GENERATED | ONLY LISTED CODES BUT HAS MORE THAN ONE | TONS OF WASTE GENERATED | BOTH CHAR. & LISTED CODES | TONS OF WASTE GENERATED |
|---|---|---|---|---|---|
| HAS IGNITABLE CODE | 322 | | | IGN. W/ AT LEAST 1 LSTD | 29 |
| HAS CORROSIVE CODE | 105 | | | CORR. W/ AT LEAST 1 LSTD | 3 |
| HAS REACTIVE CODE | 12 | | | REACT. W/ AT LEAST 1 LSTD | 2 |
| HAS D004-D017 CODE | 390 | | | D004-17 W/ AT LEAST 1 LSTD | 5,252 |
| HAS D018-D043 CODE | 302 | | | D018-43 W/ AT LEAST 1 LSTD | 404 |
| | | HAS AN F CODE | 0 | F WASTE W/ AT LEAST 1 CHAR | 516 |
| | | HAS A K CODE | 0 | K WASTE W/ AT LEAST 1 CHAR | 0 |
| | | HAS A P CODE | 0 | P WASTE W/ AT LEAST 1 CHAR | 4,846 |
| | | HAS A U CODE | 0 | U WASTE W/ AT LEAST 1 CHAR | 364 |
| TOTAL | 432 | TOTAL | 0 | TOTAL | 5,468 |

NOTE: COLUMNS DO NOT SUM TO TOTAL BECAUSE A WASTE CODE MAY APPLY TO MORE THAN ONE WASTE.
MIXTURES WITH IGNITABLE, CORROSIVE, REACTIVE, D004-17, AND D018-43 CHARACTERISTIC CODES ALSO MAY CONTAIN OTHER CHARACTERISTIC WASTE CODES.
SIMILARLY, WASTES WITH F,K,P, AND U LISTED CODES MAY HAVE OTHER LISTED WASTE CODES.

# NEVADA

## 1995 WASTE MANAGEMENT

6 NUMBER OF RCRA TSD FACILITIES: 13

7 QUANITY OF RCRA HAZARDOUS WASTE MANAGED: 48,015 TONS

8 FIFTY LARGEST RCRA HAZARDOUS WASTE MANAGEMENT FACILITIES, 1995

| RANK | EPA ID | SITE NAME | CITY | TONS OF WASTE MANAGED |
|---|---|---|---|---|
| 1 | NVD980895338 | 21ST CENTURY EMI DBA TRANSPORTER | FERNLEY | 48,006 |
| 2 | NVD078143377 | CRUMRINE JEWELERS | RENO | 9 |
| 3 | NV1210090006 | HAWTHORNE ARMY DEPOT | HAWTHORNE | 0 |
| 4 | NV3890090001 | REYNOLDS ELECTRICAL & ENGINEERING | N LAS VEGAS | 0 |
| TOTAL | | | | 48,015 |

NOTE: COLUMNS MAY NOT SUM DUE TO ROUNDING.
STATE MAY HAVE FEWER THAN FIFTY FACILITIES THAT MANAGED WASTE.
QUANTITY MANAGED ONLY BY STORAGE IS EXCLUDED.

## NEVADA

### 1995 WASTE MANAGEMENT, CONTINUED

9 QUANTITY OF RCRA HAZARDOUS WASTE MANAGED BY MANAGEMENT METHOD, 1995

| MANAGEMENT METHOD | SYSTEM TYPE CODE | QUANTITY MANAGED (TONS) | PERCENTAGE OF QUANTITY | NUMBER OF FACILITIES | PERCENTAGE OF FACILITIES |
|---|---|---|---|---|---|
| METALS RECOVERY (FOR REUSE) | M011-M019 | 19 | .0 | 1 | 50.0 |
| AQUEOUS INORGANIC TREATMENT | M071-M079 | 45,039 | 93.8 | 1 | 50.0 |
| SLUDGE TREATMENT | M101-M109 | 344 | .7 | 1 | 50.0 |
| OTHER TREATMENT | M121-M129 | 2,613 | 5.4 | 2 | 100.0 |
| TOTAL | | 48,015 | 100.0 | 2 | |

10 MANAGEMENT METHOD, BY QUANTITY OF RCRA HAZARDOUS WASTE MANAGED, 1995

| MANAGEMENT METHOD | SYSTEM TYPE CODE | QUANTITY MANAGED (TONS) | PERCENTAGE OF QUANTITY | NUMBER OF FACILITIES | PERCENTAGE OF FACILITIES |
|---|---|---|---|---|---|
| AQUEOUS INORGANIC TREATMENT | M071-M079 | 45,039 | 93.8 | 1 | 50.0 |
| OTHER TREATMENT | M121-M129 | 2,613 | 5.4 | 2 | 100.0 |
| SLUDGE TREATMENT | M101-M109 | 344 | .7 | 1 | 50.0 |
| METALS RECOVERY (FOR REUSE) | M011-M019 | 19 | .0 | 1 | 50.0 |
| TOTAL | | 48,015 | 100.0 | 2 | |

NOTE: QUANTITY MANAGED ONLY BY STORAGE IS EXCLUDED.
FACILITIES WITH ONLY STORAGE UNITS ARE EXCLUDED.
COLUMNS MAY NOT SUM DUE TO ROUNDING.
COLUMNS MAY NOT SUM TO TOTAL BECAUSE FACILITIES MAY HAVE MULTIPLE HANDLING METHODS.

# NEVADA

## 1995 WASTE MANAGEMENT, CONTINUED

11 MANAGEMENT METHOD AND QUANTITY OF RCRA HAZARDOUS WASTE MANAGED BY NUMBER OF FACILITIES, 1995

| MANAGEMENT METHOD | SYSTEM TYPE CODE | QUANTITY MANAGED (TONS) | PERCENTAGE OF QUANTITY | NUMBER OF FACILITIES | PERCENTAGE OF FACILITIES |
|---|---|---|---|---|---|
| OTHER TREATMENT | M121-M129 | 2,613 | 5.4 | 2 | 100.0 |
| METALS RECOVERY (FOR REUSE) | M011-M019 | 19 | .0 | 1 | 50.0 |
| AQUEOUS INORGANIC TREATMENT | M071-M079 | 45,039 | 93.8 | 1 | 50.0 |
| SLUDGE TREATMENT | M101-M109 | 344 | .7 | 1 | 50.0 |
| TOTAL | | 48,015 | 100.0 | 2 | |

NOTE: QUANTITY MANAGED ONLY BY STORAGE IS EXCLUDED.
FACILITIES WITH ONLY STORAGE UNITS ARE EXCLUDED.
COLUMNS MAY NOT SUM DUE TO ROUNDING.
COLUMNS MAY NOT SUM TO TOTAL BECAUSE FACILITIES MAY HAVE MULTIPLE HANDLING METHODS.

12 QUANTITY AND PERCENTAGE OF RCRA HAZARDOUS WASTEWATER AND NON-WASTEWATER MANAGED IN 1995

| MANAGEMENT TYPE | TONS MANAGED | PERCENTAGE |
|---|---|---|
| WASTEWATER | 47,653 | 99.2 |
| NON-WASTEWATER | 363 | .8 |
| TOTAL | 48,015 | 100.0 |

## NEVADA

### 1995 WASTE SHIPMENTS

13 NUMBER OF RCRA HAZARDOUS WASTE SHIPPERS: 76

14 QUANITIY OF RCRA HAZARDOUS WASTE SHIPPED: 6,245 TONS

15 FIFTY LARGEST RCRA HAZARDOUS WASTE SHIPPERS, 1995

| RANK | EPA ID | SITE NAME | CITY | QUANTITY SHIPPED (TONS) |
|---|---|---|---|---|
| 1 | NVD980895338 | 21ST CENTURY EMI DBA TRANSPORTER | FERNLEY | 2,225 |
| 2 | NVD000626531 | BARRICK GOLDSTRICK MINES INC | CARLIN | 1,104 |
| 3 | NVD986766137 | LAIDLAW ENV SERVICES OF CA INC | SPARKS | 337 |
| 4 | NV3890090001 | REYNOLDS ELECTRICAL & ENGINEERING | N LAS VEGAS | 312 |
| 5 | NVD008290330 | KERR-MCGEE CHEMICAL CORP | HENDERSON | 210 |
| 6 | NVR000000018 | POWER LOGISTICS | N LAS VEGAS | 170 |
| 7 | NV7570024110 | 99 ABW/CC | NELLIS AFB | 159 |
| 8 | NVD000627034 | NEWMONT GOLD CO QUARRY | CARLIN | 156 |
| 9 | NVD982041345 | LIFETOUCH PORTRAIT STUDIOS | RENO | 116 |
| 10 | NV1210090006 | HAWTHORNE ARMY DEPOT | HAWTHORNE | 112 |
| 11 | NVD982502684 | SAINT MARY'S REGIONAL MED CNTR | RENO | 107 |
| 12 | NVD096905724 | THE SHERWIN-WILLIAMS COMPANY | RENO | 86 |
| 13 | NVD990764961 | CALNEV PIPE LINE CO | LAS VEGAS | 83 |
| 14 | NVD981570781 | VEHICLE SERVICES-MAIN YARD | LAS VEGAS | 73 |
| 15 | NVT982401200 | SIERRA X-RAY SERVICES | RENO | 70 |
| 16 | NVD982030520 | NEVAD WOOD PRESERVING | SILVER SPRINGS | 68 |
| 17 | NVD982467250 | DURA-BOND BEARING CO | CARSON CITY | 64 |
| 18 | NVD981625015 | SHERWIN-WILLIAMS CO | SPARKS | 59 |
| 19 | NVD980478143 | NEVADA DIVISION OF AGRICULTURE | RENO | 56 |
| 20 | NVD982511826 | EL DORADO CARTRIDGE CORP | BOULDER CITY | 43 |
| 21 | NVD078143377 | CRUMRINE JEWELERS | RENO | 42 |
| 22 | NV9170022173 | US NAVY NAS FALLON | FALLON | 40 |
| 23 | NVD981428923 | FAIRWAY CHEVROLET COMPANY | LAS VEGAS | 36 |
| 24 | NVD981963549 | UNIVERSITY OF NEVADA, RENO | RENO | 36 |
| 25 | NVD009155631 | AMERICAN WATER HEATER GROUP | RENO | 34 |
| 26 | NVD000630970 | SO CALIFORNIA EDISON CO | LAUGHLIN | 32 |
| 27 | NVD092497999 | PRECISION ROLLED PRODUCTS INC | RENO | 31 |
| 28 | NVD981641434 | RR DONNELLEY & SONS CO | RENO | 30 |
| 29 | NVD986775427 | N B INDUSTRIES | LAS VEGAS | 25 |
| 30 | NVD986774651 | CHROMALLOY NEVADA | CARSON CITY | 24 |
| 31 | NVD982518755 | SIERRA CHEMICAL CO | SPARKS | 23 |
| 32 | NVD982443962 | SIERRA MANUFACTURING | CARSON CITY | 22 |
| 33 | NV5570024112 | USAF - NELLIS RANGE COMPLEX | LAS VEGAS | 19 |
| 34 | NVD981575160 | HOST INTERNATIONAL INC | LAS VEGAS | 19 |
| 35 | NVD986769602 | CARTER WALLACE INC | SPARKS | 18 |
| 36 | NVD982443947 | CHROMALLOY NEVADA | CARSON CITY | 16 |
| 37 | NVD982461022 | LOCKHEED ANALYTICAL LABORATORY | LAS VEGAS | 15 |
| 38 | NVD986772671 | COURTESY OLDSMOBILE | LAS VEGAS | 15 |
| 39 | NVD008477820 | HAMILTON CO | RENO | 15 |
| 40 | NVD986772002 | WAL MART 1 HOUR PHOTO | CARSON CITY | 11 |
| 41 | NVD982479677 | BTS GROUP | RENO | 9 |
| 42 | NVD982434961 | CLARK COUNTY SCHOOL DISTRICT | HENDERSON | 8 |
| 43 | NVD982430084 | COMET INDUSTRIES, INC | CARSON CITY | 7 |
| 44 | NVD981968852 | THIOKOL/OMNECO INC. | CARSON CITY | 6 |
| 45 | NVT330010182 | UNIVERSITY OF NEVADA, LAS VEGAS | LAS VEGAS | 6 |
| 46 | NVD000627158 | NEWMONT GOLD CO (MILL NO. 1) | CARLIN | 6 |
| 47 | NVD986773505 | NEVADA COM | SPARKS | 6 |
| 48 | NVR000000562 | CAMPBELL PUMPING STATION | LAS VEGAS | 5 |
| 49 | NV0000879676 | LAS VEGAS VALLEY WATER DISTRICT | LAS VEGAS | 5 |
| 50 | NV0000453100 | COSTCO WHOLESALE #138 | HENDERSON | 5 |
| 51 | NVD986774735 | FIRST MISS GOLD INC GETCHELL MINE | GOLCONDA | 5 |
| TOTAL | | | | 6,183 |

NOTE: COLUMNS MAY NOT SUM DUE TO ROUNDING.
STATE MAY HAVE FEWER THAN FIFTY SHIPPERS.

# NEVADA

## 1995 WASTE RECEIPTS

16 NUMBER OF RCRA HAZARDOUS WASTE RECEIVERS: 2

17 QUANITIY OF RCRA HAZARDOUS WASTE RECEIVED: 47,994 TONS

18 FIFTY LARGEST RCRA HAZARDOUS WASTE RECEIVERS, 1995

| RANK | EPA ID | SITE NAME | CITY | QUANTITY RECEIVED (TONS) |
|---|---|---|---|---|
| 1 | NVD980895338 | 21ST CENTURY EMI DBA TRANSPORTER | FERNLEY | 47,994 |
| 2 | NV1210090006 | HAWTHORNE ARMY DEPOT | HAWTHORNE | 0 |
| TOTAL | | | | 47,994 |

NOTE: COLUMNS MAY NOT SUM DUE TO ROUNDING.
STATE MAY HAVE FEWER THAN FIFTY FACILITIES THAT RECEIVED WASTE.

## NEVADA

### 1995 WASTE RECEIPTS, CONTINUED

19 QUANTITY OF RCRA HAZARDOUS WASTE MANAGED, BY MANGEMENT METHOD, LIMITED TO WASTE RECEIVED FROM OFFSITE, 1995

| MANAGEMENT METHOD | SYSTEM TYPE CODE | QUANTITY MANAGED (TONS) | PERCENTAGE OF QUANTITY | NUMBER OF FACILITIES | PERCENTAGE OF FACILITIES |
|---|---|---|---|---|---|
| METALS RECOVERY (FOR REUSE) | M011-M019 | 19 | .0 | 1 | 100.0 |
| AQUEOUS INORGANIC TREATMENT | M071-M079 | 45,027 | 93.8 | 1 | 100.0 |
| SLUDGE TREATMENT | M101-M109 | 344 | .7 | 1 | 100.0 |
| OTHER TREATMENT | M121-M129 | 2,604 | 5.4 | 1 | 100.0 |
| TOTAL | | 47,994 | 100.0 | 1 | |

20 MANAGEMENT METHOD, BY QUANTITY OF RCRA HAZARDOUS WASTE MANAGED, LIMITED TO WASTE RECEIVED FROM OFFSITE, 1995

| MANAGEMENT METHOD | SYSTEM TYPE CODE | QUANTITY MANAGED (TONS) | PERCENTAGE OF QUANTITY | NUMBER OF FACILITIES | PERCENTAGE OF FACILITIES |
|---|---|---|---|---|---|
| AQUEOUS INORGANIC TREATMENT | M071-M079 | 45,027 | 93.8 | 1 | 100.0 |
| OTHER TREATMENT | M121-M129 | 2,604 | 5.4 | 1 | 100.0 |
| SLUDGE TREATMENT | M101-M109 | 344 | .7 | 1 | 100.0 |
| METALS RECOVERY (FOR REUSE) | M011-M019 | 19 | .0 | 1 | 100.0 |
| TOTAL | | 47,994 | 100.0 | 1 | |

NOTE: QUANTITY MANAGED ONLY BY STORAGE IS EXCLUDED.
FACILITIES WITH ONLY STORAGE UNITS ARE EXCLUDED.
COLUMNS MAY NOT SUM DUE TO ROUNDING.
COLUMNS MAY NOT SUM TO TOTAL BECAUSE FACILITIES MAY HAVE MULTIPLE HANDLING METHODS.

# NEVADA

## 1995 WASTE RECEIPTS, CONTINUED

21 MANAGEMENT METHOD AND QUANTITY OF RCRA HAZARDOUS WASTE MANAGED, BY NUMBER OF FACILITIES, LIMITED TO WASTE RECEIVED FROM OFF SITE, 1995

| MANAGEMENT METHOD | SYSTEM TYPE CODE | QUANTITY MANAGED (TONS) | PERCENTAGE OF QUANTITY | NUMBER OF FACILITIES | PERCENTAGE OF FACILITIES |
|---|---|---|---|---|---|
| METALS RECOVERY (FOR REUSE) | M011-M019 | 19 | .0 | 1 | 100.0 |
| AQUEOUS INORGANIC TREATMENT | M071-M079 | 45,027 | 93.8 | 1 | 100.0 |
| SLUDGE TREATMENT | M101-M109 | 344 | .7 | 1 | 100.0 |
| OTHER TREATMENT | M121-M129 | 2,604 | 5.4 | 1 | 100.0 |
| TOTAL | | 47,994 | 100.0 | 1 | |

NOTE: QUANTITY MANAGED ONLY BY STORAGE IS EXCLUDED.
FACILITIES WITH ONLY STORAGE UNITS ARE EXCLUDED.
COLUMNS MAY NOT SUM DUE TO ROUNDING.
COLUMNS MAY NOT SUM TO TOTAL BECAUSE FACILITIES MAY HAVE MULTIPLE HANDLING METHODS.

## NEVADA

### 1995 IMPORTS AND EXPORTS

| | | | |
|---|---|---|---|
| 22 | QUANTITY OF RCRA HAZARDOUS WASTE IMPORTED: | 47,856 | TONS |
| 23 | QUANTITY OF RCRA HAZARDOUS WASTE EXPORTED: | 5,204 | TONS |

# NEW HAMPSHIRE

## 1995 WASTE GENERATION

1 NUMBER OF RCRA LARGE QUANTITY GENERATORS (LQGS): 130

2 QUANTITY OF RCRA HAZARDOUS WASTE GENERATED: 26,009

3 FIFTY LARGEST RCRA HAZARDOUS WASTE GENERATORS IN THE STATE, 1995

| RANK | EPA ID | SITE NAME | CITY | TOTAL GENERATED (TONS) |
|---|---|---|---|---|
| 1 | NHD000636134 | GENERAL ELECTRIC CO AE | HOOKSETT | 6,122 |
| 2 | NHD058537960 | WATTS REGULATOR/WEBSTER VALVE | FRANKLIN | 5,127 |
| 3 | NHD980525174 | CHICAGO CUTLERY/GEN HOUSEWARES | ANTRIM | 1,975 |
| 4 | NHD003941655 | OSRAM SYLVANIA INC | EXETER | 1,954 |
| 5 | NHD048724173 | HAMPSHIRE CHEMICAL CORPORATION | NASHUA | 1,804 |
| 6 | NHD046312559 | HADCO CORPORATION | DERRY | 1,468 |
| 7 | NHD991302522 | HADCO CORP-HUDSON FACILITY | HUDSON | 1,317 |
| 8 | NHD018953794 | STURM RUGER & COMPANY INC | NEWPORT | 372 |
| 9 | NHD980731996 | LOCKHEED SANDERS INC | MANCHESTER | 301 |
| 10 | NH7570024847 | PEASE AIR FORCE BASE AFBCA, OLA, BLDG 43 | PEASE AFB | 293 |
| 11 | NHD040245607 | ELEXSYS INTERNATIONAL | NASHUA | 280 |
| 12 | NHD073974651 | TERADYNE CIRCUITS OPERATION | NASHUA | 243 |
| 13 | NHD037695236 | HEIDELBERG HARRIS | DOVER | 220 |
| 14 | NHD001078682 | HITCHINER MANUFACTURING CO INC | MILFORD | 204 |
| 15 | NHD001038348 | UPACO ADHESIVES | NASHUA | 201 |
| 16 | NHD001427475 | GENERAL ELECTRIC COMPANY | HOOKSETT | 181 |
| 17 | NHD980668156 | HADCO CORPORATION | SALEM | 178 |
| 18 | NHD073998684 | PREMIER INDUSTRIES | HUDSON | 153 |
| 19 | NHD986483691 | CAR COMPONENT TECHNOLOGIES | BEDFORD | 146 |
| 20 | NHD001091073 | GENERAL ELECTRIC CO | SOMERSWORTH | 145 |
| 21 | NHD045011616 | TEXTRON AUTOMOTIVE INTERIORS | FARMINGTON | 141 |
| 22 | NHD001422278 | O'BRIEN D G | SEABROOK | 140 |
| 23 | NHD040244428 | ELECTROPAC CO INC | MANCHESTER | 122 |
| 24 | NHD990717092 | DEXTER CORPORATION | SEABROOK | 107 |
| 25 | NHD986466688 | CIRCUIT CONNECT INC | NASHUA | 106 |
| 26 | NHD073990418 | FRAMATOME CONNECTORS USA | LINCOLN | 105 |
| 27 | NHD001078062 | TELEDYNE ELECTRONIC TECH | HUDSON | 88 |
| 28 | NHD062002035 | MILLIPORE CORPORATION | JAFFREY | 83 |
| 29 | NHD986484269 | DOWN EAST ENERGY | NORTH HAMPTON | 79 |
| 30 | NHD041027822 | DARTMOUTH COLLEGE | HANOVER | 76 |
| 31 | NHD066752734 | FREUDENBERG-NOK GENERAL PARTNERSHIP | MANCHESTER | 75 |
| 32 | NHD001085158 | MARKEM CORPORATION | KEENE | 73 |
| 33 | NHD001086321 | NEW HAMPSHIRE BALL BEARINGS INC | PETERBOROUGH | 72 |
| 34 | NHD002059525 | THOMPSON KW TOOL COMPANY INC | ROCHESTER | 68 |
| 35 | NHD000769869 | NASHUA CORPORATION | MERRIMACK | 61 |
| 36 | NHD048729685 | BAILEY MANUFACTURING CORP | SEABROOK | 60 |
| 37 | NHD986483378 | PREMIER INDUSTRIES | HUDSON | 53 |
| 38 | NHD986467124 | TELEDYNE HALCO | LONDONDERRY | 53 |
| 39 | NHD001089465 | VISHAY SPRAGUE INC | CONCORD | 48 |
| 40 | NHD982195315 | PROTOTYPE CIRCUITS INC | LONDONDERRY | 48 |
| 41 | NHD101403509 | NASHUA CIRCUITS INC | NASHUA | 46 |
| 42 | NHD982542458 | NEI/GTEL ENVIRONMRNTAL LABS INC | MILFORD | 46 |
| 43 | NHD001079219 | LOCKHEED SANDERS INC | NASHUA | 44 |
| 44 | NHD000791889 | LOCKHEED SANDERS, INC | NASHUA | 42 |
| 45 | NHD001085026 | TEXTRON AUTOMOTIVE INTERIORS | DOVER | 42 |
| 46 | NHD099357972 | UNIVERSAL PACKAGING CORPORATION | BOW | 39 |
| 47 | NHD071917371 | G H BASS AND CO | BERLIN | 39 |
| 48 | NHD001078740 | BRONZE CRAFT CORP | NASHUA | 38 |
| 49 | NHD073984288 | OSRAM SYLVANIA INC | HILLSBORO | 38 |
| 50 | NHD048722466 | K J QUINN & CO INC | SEABROOK | 38 |
| TOTAL | | | | 24,752 |

NOTE: STATE MAY HAVE FEWER THAN FIFTY GENERATORS.

## NEW HAMPSHIRE

### 1995 WASTE GENERATION, CONTINUED

4 QUANTITIES OF WASTE GENERATED IN 1995 THAT WERE

- REPORTED WITH ONLY CHARACTERISTIC WASTE CODES
- REPORTED WITH ONLY LISTED WASTE CODES
- REPORTED WITH BOTH CHARACTERISTIC AND LISTED WASTE CODES

| WASTE HAS ONLY CHARACTERISTIC CODES | TONS OF WASTE GENERATED | WASTE HAS ONLY LISTED CODES | TONS OF WASTE GENERATED | WASTE HAS BOTH CHARACTERISTIC AND LISTED CODES | TONS OF WASTE GENERATED |
|---|---|---|---|---|---|
| ONLY IGNITABLE | 781 | ONLY AN F CODE | 5,975 | | |
| ONLY CORROSIVE | 5,352 | ONLY A K CODE | 0 | | |
| ONLY REACTIVE | 694 | ONLY A P CODE | 0 | | |
| ONLY D004-17 | 9,804 | ONLY A U CODE | 28 | | |
| ONLY D018-43 | 329 | | | | |
| HAS MORE THAN ONE CHARACTERISTIC CODE | 1,793 | HAS MORE THAN ONE LISTED CODE | 0 | | |
| TOTAL | 18,753 | TOTAL | 6,004 | TOTAL CHAR. AND LISTED | 1,243 |

5 QUANTITIES OF WASTE GENERATED IN 1995 THAT WERE MULTIPLY CODED

| WASTE HAS ONLY CHARACTERISTIC CODES BUT MORE THAN ONE APPLIES | TONS OF WASTE GENERATED | ONLY LISTED CODES BUT HAS MORE THAN ONE | TONS OF WASTE GENERATED | BOTH CHAR. & LISTED CODES | TONS OF WASTE GENERATE |
|---|---|---|---|---|---|
| HAS IGNITABLE CODE | 732 | | | IGN. W/ AT LEAST 1 LSTD | 52 |
| HAS CORROSIVE CODE | 1,118 | | | CORR. W/ AT LEAST 1 LSTD | 14 |
| HAS REACTIVE CODE | 134 | | | REACT. W/ AT LEAST 1 LSTD | |
| HAS D004-D017 CODE | 1,361 | | | D004-17 W/ AT LEAST 1 LSTD | 30 |
| HAS D018-D043 CODE | 362 | | | D018-43 W/ AT LEAST 1 LSTD | 62 |
| | | HAS AN F CODE | 0 | F WASTE W/ AT LEAST 1 CHAR | 1,23 |
| | | HAS A K CODE | 0 | K WASTE W/ AT LEAST 1 CHAR | |
| | | HAS A P CODE | 0 | P WASTE W/ AT LEAST 1 CHAR | |
| | | HAS A U CODE | 0 | U WASTE W/ AT LEAST 1 CHAR | |
| TOTAL | 1,793 | TOTAL | 0 | TOTAL | 1,24 |

NOTE: COLUMNS DO NOT SUM TO TOTAL BECAUSE A WASTE CODE MAY APPLY TO MORE THAN ONE WASTE.
MIXTURES WITH IGNITABLE, CORROSIVE, REACTIVE, D004-17, AND D018-43 CHARACTERISTIC CODES ALSO MAY CONTAIN OTHER CHARACTERISTIC WASTE CODES.
SIMILARLY, WASTES WITH F,K,P, AND U LISTED CODES MAY HAVE OTHER LISTED WASTE CODES.

# NEW HAMPSHIRE

## 1995 WASTE MANAGEMENT

6 NUMBER OF RCRA TSD FACILITIES: 1

7 QUANITY OF RCRA HAZARDOUS WASTE MANAGED: 0 TONS

8 FIFTY LARGEST RCRA HAZARDOUS WASTE MANAGEMENT FACILITIES, 1995

| RANK | EPA ID | SITE NAME | CITY | TONS OF WASTE MANAGED |
|---|---|---|---|---|
| 1 | NHD048724173 | HAMPSHIRE CHEMICAL CORPORATION | NASHUA | 0 |
| TOTAL | | | | 0 |

NOTE: COLUMNS MAY NOT SUM DUE TO ROUNDING.
STATE MAY HAVE FEWER THAN FIFTY FACILITIES THAT MANAGED WASTE.
QUANTITY MANAGED ONLY BY STORAGE IS EXCLUDED.

TABLES 9, 10, 11, AND 12 HAVE BEEN OMITTED FROM THIS REPORT BECAUSE THERE WERE NO FACILITIES IN NEW HAMPSHIRE THAT REPORTED MANAGING (TREATING OR DISPOSING) RCRA HAZARDOUS WASTE IN 1995. THE TSD FACILITY DESCRIBED MAY HAVE BEEN A STORAGE-ONLY FACILITY.

## NEW HAMPSHIRE

### 1995 WASTE SHIPMENTS

13 NUMBER OF RCRA HAZARDOUS WASTE SHIPPERS: 127

14 QUANITIY OF RCRA HAZARDOUS WASTE SHIPPED: 14,250 TONS

15 FIFTY LARGEST RCRA HAZARDOUS WASTE SHIPPERS, 1995

| RANK | EPA ID | SITE NAME | CITY | QUANTITY SHIPPED (TONS) |
|---|---|---|---|---|
| 1 | NHD980525174 | CHICAGO CUTLERY/GEN HOUSEWARES | ANTRIM | 1,975 |
| 2 | NHD003941655 | OSRAM SYLVANIA INC | EXETER | 1,954 |
| 3 | NHD048724173 | HAMPSHIRE CHEMICAL CORPORATION | NASHUA | 1,809 |
| 4 | NHD046312559 | HADCO CORPORATION | DERRY | 1,467 |
| 5 | NHD991302522 | HADCO CORP-HUDSON FACILITY | HUDSON | 1,317 |
| 6 | NHD018953794 | STURM RUGER & COMPANY INC | NEWPORT | 350 |
| 7 | NHD058537960 | WATTS REGULATOR/WEBSTER VALVE | FRANKLIN | 299 |
| 8 | NHD040245607 | ELEXSYS INTERNATIONAL | NASHUA | 280 |
| 9 | NHD073974651 | TERADYNE CIRCUITS OPERATION | NASHUA | 243 |
| 10 | NHD001038348 | UPACO ADHESIVES | NASHUA | 207 |
| 11 | NHD001078682 | HITCHINER MANUFACTURING CO INC | MILFORD | 197 |
| 12 | NH7570024847 | PEASE AIR FORCE BASE AFBCA, OLA, BLDG 43 | PEASE AFB | 193 |
| 13 | NHD001427475 | GENERAL ELECTRIC COMPANY | HOOKSETT | 181 |
| 14 | NHD980668156 | HADCO CORPORATION | SALEM | 178 |
| 15 | NHD986483691 | CAR COMPONENT TECHNOLOGIES | BEDFORD | 155 |
| 16 | NHD001091073 | GENERAL ELECTRIC CO | SOMERSWORTH | 145 |
| 17 | NHD045011616 | TEXTRON AUTOMOTIVE INTERIORS | FARMINGTON | 141 |
| 18 | NHD040244428 | ELECTROPAC CO INC | MANCHESTER | 122 |
| 19 | NHD000636134 | GENERAL ELECTRIC CO AE | HOOKSETT | 110 |
| 20 | NHD986466688 | CIRCUIT CONNECT INC | NASHUA | 108 |
| 21 | NHD073990418 | FRAMATOME CONNECTORS USA | LINCOLN | 105 |
| 22 | NHD037695236 | HEIDELBERG HARRIS | DOVER | 90 |
| 23 | NHD001078062 | TELEDYNE ELECTRONIC TECH | HUDSON | 88 |
| 24 | NHD062002035 | MILLIPORE CORPORATION | JAFFREY | 79 |
| 25 | NHD986484269 | DOWN EAST ENERGY | NORTH HAMPTON | 79 |
| 26 | NHD986474476 | PAK 2000 | LANCASTER | 79 |
| 27 | NHD048729685 | BAILEY MANUFACTURING CORP | SEABROOK | 78 |
| 28 | NHD041027822 | DARTMOUTH COLLEGE | HANOVER | 76 |
| 29 | NHD066752734 | FREUDENBERG-NOK GENERAL PARTNERSHIP | MANCHESTER | 75 |
| 30 | NHD001086321 | NEW HAMPSHIRE BALL BEARINGS INC | PETERBOROUGH | 72 |
| 31 | NHD001085158 | MARKEM CORPORATION | KEENE | 62 |
| 32 | NHD990717092 | DEXTER CORPORATION | SEABROOK | 57 |
| 33 | NHD002059525 | THOMPSON KW TOOL COMPANY INC | ROCHESTER | 52 |
| 34 | NHD000769869 | NASHUA CORPORATION | MERRIMACK | 49 |
| 35 | NHD001089465 | VISHAY SPRAGUE INC | CONCORD | 48 |
| 36 | NHD101403509 | NASHUA CIRCUITS INC | NASHUA | 46 |
| 37 | NHD982542458 | NEI/GTEL ENVIRONMRNTAL LABS INC | MILFORD | 46 |
| 38 | NHD982195315 | PROTOTYPE CIRCUITS INC | LONDONDERRY | 45 |
| 39 | NHD001084672 | FREUDENBERG-NOK | BRISTOL | 44 |
| 40 | NHD986467124 | TELEDYNE HALCO | LONDONDERRY | 42 |
| 41 | NHD001085026 | TEXTRON AUTOMOTIVE INTERIORS | DOVER | 42 |
| 42 | NHD099357972 | UNIVERSAL PACKAGING CORPORATION | BOW | 39 |
| 43 | NHD071917371 | G H BASS AND CO | BERLIN | 39 |
| 44 | NHD001078740 | BRONZE CRAFT CORP | NASHUA | 38 |
| 45 | NHD073984288 | OSRAM SYLVANIA INC | HILLSBORO | 38 |
| 46 | NHD048722466 | K J QUINN & CO INC | SEABROOK | 37 |
| 47 | NHD990717803 | NEW ENGLAND BUISINESS SERVICE | PETERBOROUGH | 37 |
| 48 | NHD045513785 | UNITRODE CORPORATION | MERRIMACK | 37 |
| 49 | NHD080027048 | POLYCLAD LAMINATES INC | FRANKLIN | 36 |
| 50 | NHD001088624 | KINGSTON-WARREN CORP | NEWFIELDS | 36 |
| TOTAL | | | | 13,124 |

NOTE: COLUMNS MAY NOT SUM DUE TO ROUNDING.
STATE MAY HAVE FEWER THAN FIFTY SHIPPERS.

# NEW HAMPSHIRE

## 1995 WASTE RECEIPTS

TABLES 16, 17, 18, 19, 20, AND 21 HAVE BEEN OMITTED FROM THIS REPORT BECAUSE THERE WERE NO FACILITIES IN NEW HAMPSHIRE THAT REPORTED RECEIVING RCRA HAZARDOUS WASTE IN 1995.

## NEW HAMPSHIRE

### 1995 IMPORTS AND EXPORTS

| | | | |
|---|---|---|---|
| 22 | QUANTITY OF RCRA HAZARDOUS WASTE IMPORTED: | 0 | TONS |
| 23 | QUANTITY OF RCRA HAZARDOUS WASTE EXPORTED: | 14,250 | TONS |

# NEW JERSEY

## 1995 WASTE GENERATION

1 NUMBER OF RCRA LARGE QUANTITY GENERATORS (LQGS): 1,049

2 QUANTITY OF RCRA HAZARDOUS WASTE GENERATED: 437,202

3 FIFTY LARGEST RCRA HAZARDOUS WASTE GENERATORS IN THE STATE, 1995

| RANK | EPA ID | SITE NAME | CITY | TOTAL GENERATED (TONS) |
|---|---|---|---|---|
| 1 | NJD002345247 | CIRCUIT FOIL USA,INC | BORDENTOWN | 53,727 |
| 2 | NJD048608897 | METHODE ELECTRONICS INC EAST | WILLINGBORO | 33,718 |
| 3 | NJD002182897 | SAFETY KLEEN CORP | LINDEN | 30,141 |
| 4 | NJD059014589 | AT&T CORP. | HOPEWELL TWP | 28,091 |
| 5 | NJ3210020704 | US ARMY ARMAMENT RESEARCH DEVELOPMENT | PICATINNY ARSENAL | 25,701 |
| 6 | NJD001787944 | ZENECA INC.- BAYONNE SITE | BAYONNE | 23,368 |
| 7 | NJD002145886 | NEW BRUNSWICK PLATING INC | NEW BRUNSWICK | 11,295 |
| 8 | NJD079323044 | HOECHST CELANESE CORPORATION | NEWARK | 11,204 |
| 9 | NJD001317064 | MERCK & CO.,INC. | RAHWAY | 9,133 |
| 10 | NJ7170023744 | NAVAL AIR ENGINEERING STATION | LAKEHURST | 8,913 |
| 11 | NJD002460855 | MADISON INDUSTRIES INC | OLD BRIDGE | 8,335 |
| 12 | NJD002194843 | INTERNATIONAL FLAVORS & FRAGRANCES | UNION BEACH | 8,075 |
| 13 | NJD002329621 | ARMOTEK INDUSTRIES | PALMYRA | 7,929 |
| 14 | NJD986579449 | SQUARE D COMPANY | BORDENTOWN | 7,648 |
| 15 | NJD002156925 | ALLIANT TECHSYSTEMS | KENVIL | 7,464 |
| 16 | NJD001700707 | MONSANTO COMPANY | BRIDGEPORT | 7,040 |
| 17 | NJD047354832 | ACCURATE FORMING | HAMBURG | 6,689 |
| 18 | NJD053288239 | ROLLINS ENVIRONMENTAL | BRIDGEPORT | 6,195 |
| 19 | NJD068699107 | G.M.C. DELPHI ENERGY & ENGINE MGT SYSTEM | NEW BRUNSWICK | 5,813 |
| 20 | NJD986645984 | BAYWAY REFINING COMPANY | LINDEN | 5,435 |
| 21 | NJD002193829 | BANNER PHARMACAPS INC. | ELIZABETH | 5,160 |
| 22 | NJD056356066 | BIOCRAFT LABORATORIES | WALDWICK | 4,785 |
| 23 | NJD045445483 | AMERADA HESS CORPORATION | PORT READING | 3,981 |
| 24 | NJD002325074 | LENOX CHINA | POMONA | 3,777 |
| 25 | NJD980755367 | JOHNSON MATTHEY INC | WEST DEPTFORD | 3,437 |
| 26 | NJD020783304 | FRAGRANCE RESOURCES, INC. | KEYPORT | 3,427 |
| 27 | NJD002146504 | ISP VAN DYK INC | BELLEVILLE | 3,326 |
| 28 | NJD002141190 | CPS CHEMICALS CO INC | OLD BRIDGE | 2,816 |
| 29 | NJD002191211 | HOFFMANN-LA ROCHE INC | NUTLEY | 2,730 |
| 30 | NJD091398081 | TRANSFER PRINT FOILS INC | EAST BRUNSWICK | 2,617 |
| 31 | NJD980761365 | EWAN PROPEERTY SITE (SUPERFUND) | SHAMONG TOWNSHIP | 2,447 |
| 32 | NJD002156354 | GIVAUDAN-ROURE CORPORATION | CLIFTON | 2,228 |
| 33 | NJ0170022172 | NAVAL WEAPONS STATION EARLE | COLTS NECK | 2,049 |
| 34 | NJ1680090015 | USEPA EDISON FACILITY | EDISON | 1,993 |
| 35 | NJD061843249 | NATIONAL SMELTING OF NEW JERSEY | PEDERICKTOWN | 1,986 |
| 36 | NJD980753875 | AUSIMONT USA INCORPORATED | THOROFARE | 1,913 |
| 37 | NJD053514428 | ECD INC. | HILLSIDE | 1,813 |
| 38 | NJD981485667 | NJ TRANSIT NEWARK BUS COMPLES | NEWARK | 1,784 |
| 39 | NJD981876675 | BUCKEYE PIPE LINE COMPANY LP LINDEN STAT | LINDEN | 1,683 |
| 40 | NJD002456242 | BENJAMIN MOORE & CO | NEWARK | 1,487 |
| 41 | NJD986588531 | NJDOT LAWRENCEVILLE FACILITY | LAWRENCE TWP | 1,485 |
| 42 | NJD981080401 | CHEM-FLEUR INTERNATIONAL | NEWARK | 1,320 |
| 43 | NJD051415909 | TENNECO PACKAGING | CLAYTON | 1,247 |
| 44 | NJD085644110 | CO-STEEL RARITAN | PERTH AMBOY | 1,211 |
| 45 | NJD080629959 | PUBLIC SERVICE ELECTRIC & GAS CO | PATERSON | 1,198 |
| 46 | NJD042896738 | SMITHKLINE BEECHAM PHARMACEUTICALS | PISCATAWAY | 1,189 |
| 47 | NJD064344575 | GANES CHEMICALS INC. | PENNSVILLE | 1,161 |
| 48 | NJD002349058 | HERCURLES INCORPORATED | GIBBSTOWN | 1,034 |
| 49 | NJD002147023 | SANDOZ PHARMACEUTICALS CORP | EAST HANOVER | 1,025 |
| 50 | NJD002168748 | CARPENTER, L.E. & COMPANY | WHARTON | 1,024 |
| TOTAL | | | | 373,249 |

NOTE: STATE MAY HAVE FEWER THAN FIFTY GENERATORS.

## NEW JERSEY

### 1995 WASTE GENERATION, CONTINUED

4 QUANTITIES OF WASTE GENERATED IN 1995 THAT WERE

- REPORTED WITH ONLY CHARACTERISTIC WASTE CODES
- REPORTED WITH ONLY LISTED WASTE CODES
- REPORTED WITH BOTH CHARACTERISTIC AND LISTED WASTE CODES

| WASTE HAS ONLY CHARACTERISTIC CODES | TONS OF WASTE GENERATED | WASTE HAS ONLY LISTED CODES | TONS OF WASTE GENERATED | WASTE HAS BOTH CHARACTERISTIC AND LISTED CODES | TONS OF WASTE GENERATED |
|---|---|---|---|---|---|
| ONLY IGNITABLE | 33,116 | ONLY AN F CODE | 46,670 | | |
| ONLY CORROSIVE | 35,368 | ONLY A K CODE | 6,205 | | |
| ONLY REACTIVE | 731 | ONLY A P CODE | 38 | | |
| ONLY D004-17 | 117,540 | ONLY A U CODE | 27,969 | | |
| ONLY D018-43 | 6,858 | | | | |
| HAS MORE THAN ONE CHARACTERISTIC CODE | 61,846 | HAS MORE THAN ONE LISTED CODE | 4,334 | | |
| TOTAL | 255,460 | TOTAL | 85,215 | TOTAL CHAR. AND LISTED | 96,390 |

5 QUANTITIES OF WASTE GENERATED IN 1995 THAT WERE MULTIPLY CODED

| WASTE HAS ONLY CHARACTERISTIC CODES BUT MORE THAN ONE APPLIES | TONS OF WASTE GENERATED | ONLY LISTED CODES BUT HAS MORE THAN ONE | TONS OF WASTE GENERATED | BOTH CHAR. & LISTED CODES | TONS OF WASTE GENERAT |
|---|---|---|---|---|---|
| HAS IGNITABLE CODE | 20,991 | | | IGN. W/ AT LEAST 1 LSTD | 87,7 |
| HAS CORROSIVE CODE | 43,380 | | | CORR. W/ AT LEAST 1 LSTD | 9,9 |
| HAS REACTIVE CODE | 4,111 | | | REACT. W/ AT LEAST 1 LSTD | 6,3 |
| HAS D004-D017 CODE | 44,332 | | | D004-17 W/ AT LEAST 1 LSTD | 14,3 |
| HAS D018-D043 CODE | 20,676 | | | D018-43 W/ AT LEAST 1 LSTD | 28,9 |
| | | HAS AN F CODE | 4,328 | F WASTE W/ AT LEAST 1 CHAR | 83,0 |
| | | HAS A K CODE | 4,291 | K WASTE W/ AT LEAST 1 CHAR | 4,4 |
| | | HAS A P CODE | 7 | P WASTE W/ AT LEAST 1 CHAR | |
| | | HAS A U CODE | 42 | U WASTE W/ AT LEAST 1 CHAR | 9,3 |
| TOTAL | 61,846 | TOTAL | 4,334 | TOTAL | 96,3 |

NOTE: COLUMNS DO NOT SUM TO TOTAL BECAUSE A WASTE CODE MAY APPLY TO MORE THAN ONE WASTE.
MIXTURES WITH IGNITABLE, CORROSIVE, REACTIVE, D004-17, AND D018-43 CHARACTERISTIC CODES ALSO MAY CONTAIN OTHER CHARACTERISTIC WASTE CODES.
SIMILARLY, WASTES WITH F,K,P, AND U LISTED CODES MAY HAVE OTHER LISTED WASTE CODES.

# NEW JERSEY

## 1995 WASTE MANAGEMENT

6 NUMBER OF RCRA TSD FACILITIES: 47

7 QUANITY OF RCRA HAZARDOUS WASTE MANAGED: 65,064 TONS

8 FIFTY LARGEST RCRA HAZARDOUS WASTE MANAGEMENT FACILITIES, 1995

| RANK | EPA ID | SITE NAME | CITY | TONS OF WASTE MANAGED |
|---|---|---|---|---|
| 1 | NJD002182897 | SAFETY KLEEN CORP | LINDEN | 33,163 |
| 2 | NJD001787944 | ZENECA INC.- BAYONNE SITE | BAYONNE | 23,319 |
| 3 | NJD002141950 | CP CHEMICALS INC | SEWAREN | 5,366 |
| 4 | NJD980753875 | AUSIMONT USA INCORPORATED | THOROFARE | 1,904 |
| 5 | NJD001317064 | MERCK & CO.,INC. | RAHWAY | 841 |
| 6 | NJD002156925 | ALLIANT TECHSYSTEMS | KENVIL | 180 |
| 7 | NJD990753493 | VANGUARD RESEARCH INDUSTRIES INC | SOUTH PLAINFIELD | 155 |
| 8 | NJD002521961 | HERCULES INC | PARLIN | 97 |
| 9 | NJD002482602 | HUNTSMAN POLYPROPYLENE CORP | WEST DEPTFORD | 28 |
| 10 | NJD002191211 | HOFFMANN-LA ROCHE INC | NUTLEY | 12 |
| 11 | NJD002145886 | NEW BRUNSWICK PLATING INC | NEW BRUNSWICK | 0 |
| 12 | NJD002147858 | NEWARK WIRE CLOTH COMPANY | NEWARK | 0 |
| 13 | NJD002444719 | UNION CARBIDE CORP | PISCATAWAY | 0 |
| 14 | NJD042321042 | HOFFMANN-LA ROCHE INC | BELVIDERE | 0 |
| 15 | NJD053288239 | ROLLINS ENVIRONMENTAL | BRIDGEPORT | 0 |
| TOTAL | | | | 65,064 |

NOTE: COLUMNS MAY NOT SUM DUE TO ROUNDING.
STATE MAY HAVE FEWER THAN FIFTY FACILITIES THAT MANAGED WASTE.
QUANTITY MANAGED ONLY BY STORAGE IS EXCLUDED.

## NEW JERSEY

### 1995 WASTE MANAGEMENT, CONTINUED

9 QUANTITY OF RCRA HAZARDOUS WASTE MANAGED BY MANAGEMENT METHOD, 1995

| MANAGEMENT METHOD | SYSTEM TYPE CODE | QUANTITY MANAGED (TONS) | PERCENTAGE OF QUANTITY | NUMBER OF FACILITIES | PERCENTAGE OF FACILITIES |
|---|---|---|---|---|---|
| METALS RECOVERY (FOR REUSE) | M011-M019 | 184 | .3 | 1 | 10.0 |
| SOLVENTS RECOVERY | M021-M029 | 33,163 | 51.0 | 2 | 20.0 |
| INCINERATION | M041-M049 | 2,425 | 3.7 | 4 | 40.0 |
| ENERGY RECOVERY (REUSE AS FUEL) | M051-M059 | 869 | 1.3 | 2 | 20.0 |
| FUEL BLENDING | M061 | 12 | .0 | 1 | 10.0 |
| AQUEOUS INORGANIC TREATMENT | M071-M079 | 5,103 | 7.8 | 1 | 10.0 |
| STABILIZATION | M111-M119 | 48 | .1 | 1 | 10.0 |
| OTHER TREATMENT | M121-M129 | 23,260 | 35.8 | 3 | 30.0 |
| TOTAL | | 65,064 | 100.0 | 10 | |

10 MANAGEMENT METHOD, BY QUANTITY OF RCRA HAZARDOUS WASTE MANAGED, 1995

| MANAGEMENT METHOD | SYSTEM TYPE CODE | QUANTITY MANAGED (TONS) | PERCENTAGE OF QUANTITY | NUMBER OF FACILITIES | PERCENTAGE OF FACILITIES |
|---|---|---|---|---|---|
| SOLVENTS RECOVERY | M021-M029 | 33,163 | 51.0 | 2 | 20.0 |
| OTHER TREATMENT | M121-M129 | 23,260 | 35.8 | 3 | 30.0 |
| AQUEOUS INORGANIC TREATMENT | M071-M079 | 5,103 | 7.8 | 1 | 10.0 |
| INCINERATION | M041-M049 | 2,425 | 3.7 | 4 | 40.0 |
| ENERGY RECOVERY (REUSE AS FUEL) | M051-M059 | 869 | 1.3 | 2 | 20.0 |
| METALS RECOVERY (FOR REUSE) | M011-M019 | 184 | .3 | 1 | 10.0 |
| STABILIZATION | M111-M119 | 48 | .1 | 1 | 10.0 |
| FUEL BLENDING | M061 | 12 | .0 | 1 | 10.0 |
| TOTAL | | 65,064 | 100.0 | 10 | |

NOTE: QUANTITY MANAGED ONLY BY STORAGE IS EXCLUDED.
FACILITIES WITH ONLY STORAGE UNITS ARE EXCLUDED.
COLUMNS MAY NOT SUM DUE TO ROUNDING.
COLUMNS MAY NOT SUM TO TOTAL BECAUSE FACILITIES MAY HAVE MULTIPLE HANDLING METHODS.

# NEW JERSEY

## 1995 WASTE MANAGEMENT, CONTINUED

11 MANAGEMENT METHOD AND QUANTITY OF RCRA HAZARDOUS WASTE MANAGED BY NUMBER OF FACILITIES, 1995

| MANAGEMENT METHOD | SYSTEM TYPE CODE | QUANTITY MANAGED (TONS) | PERCENTAGE OF QUANTITY | NUMBER OF FACILITIES | PERCENTAGE OF FACILITIES |
|---|---|---|---|---|---|
| INCINERATION | M041-M049 | 2,425 | 3.7 | 4 | 40.0 |
| OTHER TREATMENT | M121-M129 | 23,260 | 35.8 | 3 | 30.0 |
| SOLVENTS RECOVERY | M021-M029 | 33,163 | 51.0 | 2 | 20.0 |
| ENERGY RECOVERY (REUSE AS FUEL) | M051-M059 | 869 | 1.3 | 2 | 20.0 |
| METALS RECOVERY (FOR REUSE) | M011-M019 | 184 | .3 | 1 | 10.0 |
| FUEL BLENDING | M061 | 12 | .0 | 1 | 10.0 |
| AQUEOUS INORGANIC TREATMENT | M071-M079 | 5,103 | 7.8 | 1 | 10.0 |
| STABILIZATION | M111-M119 | 48 | .1 | 1 | 10.0 |
| TOTAL | | 65,064 | 100.0 | 10 | |

NOTE: QUANTITY MANAGED ONLY BY STORAGE IS EXCLUDED.
FACILITIES WITH ONLY STORAGE UNITS ARE EXCLUDED.
COLUMNS MAY NOT SUM DUE TO ROUNDING.
COLUMNS MAY NOT SUM TO TOTAL BECAUSE FACILITIES MAY HAVE MULTIPLE HANDLING METHODS.

12 QUANTITY AND PERCENTAGE OF RCRA HAZARDOUS WASTEWATER AND NON-WASTEWATER MANAGED IN 1995

| MANAGEMENT TYPE | TONS MANAGED | PERCENTAGE |
|---|---|---|
| WASTEWATER | 29,413 | 45.2 |
| NON-WASTEWATER | 35,651 | 54.8 |
| TOTAL | 65,064 | 100.0 |

## NEW JERSEY

### 1995 WASTE SHIPMENTS

13 NUMBER OF RCRA HAZARDOUS WASTE SHIPPERS: 1037

14 QUANITIY OF RCRA HAZARDOUS WASTE SHIPPED: 348,319 TONS

15 FIFTY LARGEST RCRA HAZARDOUS WASTE SHIPPERS, 1995

| RANK | EPA ID | SITE NAME | CITY | QUANTITY SHIPPED (TONS) |
|---|---|---|---|---|
| 1 | NJD079323044 | HOECHST CELANESE CORPORATION | NEWARK | 78,404 |
| 2 | NJD002182897 | SAFETY KLEEN CORP | LINDEN | 29,215 |
| 3 | NJ3210020704 | US ARMY ARMAMENT RESEARCH DEVELOPMENT | PICATINNY ARSENAL | 25,702 |
| 4 | NJD986645984 | BAYWAY REFINING COMPANY | LINDEN | 16,676 |
| 5 | NJD085644110 | CO-STEEL RARITAN | PERTH AMBOY | 11,533 |
| 6 | NJD053288239 | ROLLINS ENVIRONMENTAL | BRIDGEPORT | 11,125 |
| 7 | NJ7170023744 | NAVAL AIR ENGINEERING STATION | LAKEHURST | 8,837 |
| 8 | NJD002194843 | INTERNATIONAL FLAVORS & FRAGRANCES | UNION BEACH | 8,075 |
| 9 | NJD002156925 | ALLIANT TECHSYSTEMS | KENVIL | 7,284 |
| 10 | NJD001700707 | MONSANTO COMPANY | BRIDGEPORT | 6,950 |
| 11 | NJD002165561 | WITCO CORPORATION | PERTH AMBOY | 6,247 |
| 12 | NJD068699107 | G.M.C. DELPHI ENERGY & ENGINE MGT SYSTEM | NEW BRUNSWICK | 5,813 |
| 13 | NJD056356066 | BIOCRAFT LABORATORIES | WALDWICK | 4,785 |
| 14 | NJD045445483 | AMERADA HESS CORPORATION | PORT READING | 3,981 |
| 15 | NJD986579449 | SQUARE D COMPANY | BORDENTOWN | 3,972 |
| 16 | NJD980755367 | JOHNSON MATTHEY INC | WEST DEPTFORD | 3,437 |
| 17 | NJD020783304 | FRAGRANCE RESOURCES, INC. | KEYPORT | 3,427 |
| 18 | NJD002146504 | ISP VAN DYK INC | BELLEVILLE | 3,326 |
| 19 | NJD002141190 | CPS CHEMICALS CO INC | OLD BRIDGE | 2,816 |
| 20 | NJD002191211 | HOFFMANN-LA ROCHE INC | NUTLEY | 2,730 |
| 21 | NJD091398081 | TRANSFER PRINT FOILS INC | EAST BRUNSWICK | 2,617 |
| 22 | NJD002456242 | BENJAMIN MOORE & CO | NEWARK | 2,603 |
| 23 | NJD980761365 | EWAN PROPEERTY SITE (SUPERFUND) | SHAMONG TOWNSHIP | 2,447 |
| 24 | NJD002347565 | UNITED STATES PIPE & FOUNDRY COMPANY | BURLINGTON | 2,274 |
| 25 | NJD002156354 | GIVAUDAN-ROURE CORPORATION | CLIFTON | 2,228 |
| 26 | NJ0170022172 | NAVAL WEAPONS STATION EARLE | COLTS NECK | 2,050 |
| 27 | NJD061843249 | NATIONAL SMELTING OF NEW JERSEY | PEDERICKTOWN | 1,986 |
| 28 | NJD001317064 | MERCK & CO.,INC. | RAHWAY | 1,963 |
| 29 | NJD990753162 | COASTAL EAGLE POINT OIL CO | WESTVILLE | 1,819 |
| 30 | NJD053514428 | ECD INC. | HILLSIDE | 1,813 |
| 31 | NJ1680090015 | USEPA EDISON FACILITY | EDISON | 1,798 |
| 32 | NJD981485667 | NJ TRANSIT NEWARK BUS COMPLES | NEWARK | 1,784 |
| 33 | NJD000768093 | SAFETY-KLEEN CORP | NEWARK | 1,721 |
| 34 | NJD981876675 | BUCKEYE PIPE LINE COMPANY LP LINDEN STAT | LINDEN | 1,683 |
| 35 | NJD986588531 | NJDOT LAWRENCEVILLE FACILITY | LAWRENCE TWP | 1,485 |
| 36 | NJD981080401 | CHEM-FLEUR INTERNATIONAL | NEWARK | 1,320 |
| 37 | NJD002345247 | CIRCUIT FOIL USA,INC | BORDENTOWN | 1,270 |
| 38 | NJD002141950 | CP CHEMICALS INC | SEWAREN | 1,265 |
| 39 | NJD042896738 | SMITHKLINE BEECHAM PHARMACEUTICALS | PISCATAWAY | 1,189 |
| 40 | NJD002460855 | MADISON INDUSTRIES INC | OLD BRIDGE | 1,185 |
| 41 | NJD064344575 | GANES CHEMICALS INC. | PENNSVILLE | 1,161 |
| 42 | NJD002349058 | HERCURLES INCORPORATED | GIBBSTOWN | 1,034 |
| 43 | NJD002147023 | SANDOZ PHARMACEUTICALS CORP | EAST HANOVER | 1,025 |
| 44 | NJD002168748 | CARPENTER, L.E. & COMPANY | WHARTON | 1,024 |
| 45 | NJD000768077 | SAFETY-KLEEN CORP | BOUND BROOK | 973 |
| 46 | NJD001213727 | GANES CHEMICALS INC. | CARLSTADT | 952 |
| 47 | NJD002195220 | SHELL OIL COMPANY | SEWAREN | 926 |
| 48 | NJR000001990 | GATX TERMINALS CORPORATION | CARTERET | 924 |
| 49 | NJD986645232 | OUTERBRIDGE CROSSING NJ ABUTMENT | PERTH AMBOY | 877 |
| 50 | NJD980648497 | NEWARK INTERNATIONAL AIRPORT | NEWARK | 873 |
| TOTAL | | | | 290,606 |

NOTE: COLUMNS MAY NOT SUM DUE TO ROUNDING.
STATE MAY HAVE FEWER THAN FIFTY SHIPPERS.

# NEW JERSEY

## 1995 WASTE RECEIPTS

16 NUMBER OF RCRA HAZARDOUS WASTE RECEIVERS: 3

17 QUANITIY OF RCRA HAZARDOUS WASTE RECEIVED: 6,342 TONS

18 FIFTY LARGEST RCRA HAZARDOUS WASTE RECEIVERS, 1995

| RANK | EPA ID | SITE NAME | CITY | QUANTITY RECEIVED (TONS) |
|---|---|---|---|---|
| 1 | NJD002141950 | CP CHEMICALS INC | SEWAREN | 6,286 |
| 2 | NJD047318043 | DETREX CORPORATION | CINNAMINSON | 45 |
| 3 | NJD002191211 | HOFFMANN-LA ROCHE INC | NUTLEY | 12 |
| TOTAL | | | | 6,342 |

NOTE: COLUMNS MAY NOT SUM DUE TO ROUNDING.
STATE MAY HAVE FEWER THAN FIFTY FACILITIES THAT RECEIVED WASTE.

## NEW JERSEY

### 1995 WASTE RECEIPTS, CONTINUED

19 QUANTITY OF RCRA HAZARDOUS WASTE MANAGED, BY MANGEMENT METHOD, LIMITED TO WASTE RECEIVED FROM OFFSITE, 1995

| MANAGEMENT METHOD | SYSTEM TYPE CODE | QUANTITY MANAGED (TONS) | PERCENTAGE OF QUANTITY | NUMBER OF FACILITIES | PERCENTAGE OF FACILITIES |
|---|---|---|---|---|---|
| METALS RECOVERY (FOR REUSE) | M011-M019 | 184 | 3.4 | 1 | 50.0 |
| SOLVENTS RECOVERY | M021-M029 | 0 | .0 | 1 | 50.0 |
| FUEL BLENDING | M061 | 12 | .2 | 1 | 50.0 |
| AQUEOUS INORGANIC TREATMENT | M071-M079 | 5,103 | 94.9 | 1 | 50.0 |
| STABILIZATION | M111-M119 | 48 | .9 | 1 | 50.0 |
| OTHER TREATMENT | M121-M129 | 30 | .6 | 1 | 50.0 |
| TOTAL | | 5,377 | 100.0 | 2 | |

20 MANAGEMENT METHOD, BY QUANTITY OF RCRA HAZARDOUS WASTE MANAGED, LIMITED TO WASTE RECEIVED FROM OFFSITE, 1995

| MANAGEMENT METHOD | SYSTEM TYPE CODE | QUANTITY MANAGED (TONS) | PERCENTAGE OF QUANTITY | NUMBER OF FACILITIES | PERCENTAGE OF FACILITIES |
|---|---|---|---|---|---|
| AQUEOUS INORGANIC TREATMENT | M071-M079 | 5,103 | 94.9 | 1 | 50.0 |
| METALS RECOVERY (FOR REUSE) | M011-M019 | 184 | 3.4 | 1 | 50.0 |
| STABILIZATION | M111-M119 | 48 | .9 | 1 | 50.0 |
| OTHER TREATMENT | M121-M129 | 30 | .6 | 1 | 50.0 |
| FUEL BLENDING | M061 | 12 | .2 | 1 | 50.0 |
| SOLVENTS RECOVERY | M021-M029 | 0 | .0 | 1 | 50.0 |
| TOTAL | | 5,377 | 100.0 | 2 | |

NOTE: QUANTITY MANAGED ONLY BY STORAGE IS EXCLUDED.
FACILITIES WITH ONLY STORAGE UNITS ARE EXCLUDED.
COLUMNS MAY NOT SUM DUE TO ROUNDING.
COLUMNS MAY NOT SUM TO TOTAL BECAUSE FACILITIES MAY HAVE MULTIPLE HANDLING METHODS.

## NEW JERSEY

### 1995 WASTE RECEIPTS, CONTINUED

21 MANAGEMENT METHOD AND QUANTITY OF RCRA HAZARDOUS WASTE MANAGED, BY NUMBER OF FACILITIES, LIMITED TO WASTE RECEIVED FROM OFF SITE, 1995

| MANAGEMENT METHOD | SYSTEM TYPE CODE | QUANTITY MANAGED (TONS) | PERCENTAGE OF QUANTITY | NUMBER OF FACILITIES | PERCENTAGE OF FACILITIES |
|---|---|---|---|---|---|
| METALS RECOVERY (FOR REUSE) | M011-M019 | 184 | 3.4 | 1 | 50.0 |
| SOLVENTS RECOVERY | M021-M029 | 0 | .0 | 1 | 50.0 |
| FUEL BLENDING | M061 | 12 | .2 | 1 | 50.0 |
| AQUEOUS INORGANIC TREATMENT | M071-M079 | 5,103 | 94.9 | 1 | 50.0 |
| STABILIZATION | M111-M119 | 48 | .9 | 1 | 50.0 |
| OTHER TREATMENT | M121-M129 | 30 | .6 | 1 | 50.0 |
| TOTAL | | 5,377 | 100.0 | 2 | |

NOTE: QUANTITY MANAGED ONLY BY STORAGE IS EXCLUDED.
FACILITIES WITH ONLY STORAGE UNITS ARE EXCLUDED.
COLUMNS MAY NOT SUM DUE TO ROUNDING.
COLUMNS MAY NOT SUM TO TOTAL BECAUSE FACILITIES MAY HAVE MULTIPLE HANDLING METHODS.

## NEW JERSEY

### 1995 IMPORTS AND EXPORTS

| | | | |
|---|---|---|---|
| 22 | QUANTITY OF RCRA HAZARDOUS WASTE IMPORTED: | 3,446 | TONS |
| 23 | QUANTITY OF RCRA HAZARDOUS WASTE EXPORTED: | 258,137 | TONS |

# NEW MEXICO

## 1995 WASTE GENERATION

1 NUMBER OF RCRA LARGE QUANTITY GENERATORS (LQGS): 44

2 QUANTITY OF RCRA HAZARDOUS WASTE GENERATED: 204,494

3 FIFTY LARGEST RCRA HAZARDOUS WASTE GENERATORS IN THE STATE, 1995

| RANK | EPA ID | SITE NAME | CITY | TOTAL GENERATED (TONS) |
|---|---|---|---|---|
| 1 | NMD089416416 | GIANT REFINING CO.- BLOOMFIELD | BLOOMFIELD | 188,265 |
| 2 | NMD000609339 | INTEL CORPORATION | RIO RANCHO | 9,368 |
| 3 | NMD980622773 | EL PASO NATURAL GAS CO./ARCO-PREWITT | PREWITT | 2,389 |
| 4 | NM0890010515 | LOS ALAMOS NATIONAL LABORATORY | LOS ALAMOS | 1,373 |
| 5 | NMD980744551 | MOTOROLA CERAMIC PRODUCTS | ALBUQUERQUE | 540 |
| 6 | NM5890110518 | SANDIA NATIONAL LABORATORIES | ALBUQUERQUE | 430 |
| 7 | NMD048918817 | NAVAJO REFINING COMPANY | ARTESIA | 378 |
| 8 | NMD000709782 | PHILIPS SEMICONDUCTORS | ALBUQUERQUE | 262 |
| 9 | NMD000708925 | CHEVRON PRODUCTS CO./ALBQ. TERMINAL | ALBUQUERQUE | 234 |
| 10 | NMD000333211 | GIANT REFINING COMPANY-CINIZA | JAMESTOWN | 223 |
| 11 | NM6572124422 | HOLLOMAN AIR FORCE BASE | HOLLOMAN AFB | 162 |
| 12 | NMD052684578 | GE AIRCRAFT ENGINES | ALBUQUERUQ | 110 |
| 13 | NM7572124454 | CANNON AIR FORCE BASE | CANNON AIR FORCE BASE | 98 |
| 14 | NMD000792986 | PHILLIPS PIPELINE CO. ALBQ. TERMINAL TE | ALBUQUERQUE | 88 |
| 15 | NM9570024423 | KIRTLAND AIR FORCE BASE | KIRTLAND AIR FORCE BASE | 78 |
| 16 | NM8800019434 | NASA JOHNSON SPACE CENTER | 14MI E&6MI N OF LAS CRUCE | 76 |
| 17 | NM4890139088 | US DOE WASTE ISOLATION PILOT PLANT | CARLSBAD | 67 |
| 18 | NM2750211235 | WHITE SANDS MISSILE RANGE | WHITE SANDS MISSILE RANGE | 65 |
| 19 | NM0001001320 | NOVA BUS INCORPORATED | ROSWELL | 44 |
| 20 | NMD000778597 | ASARCO DEMING MILL | DEMING | 38 |
| 21 | NMD986676955 | TRANSWESTERN PIPELINE CO.-COMP.STA.NO.9 | ROSWELL | 36 |
| 22 | NMD002208627 | RINCHEM COMPANY, INC. | ALBUQUERQUE | 31 |
| 23 | NMD980621197 | UNIVERSITY OF NEW MEXICO | ALBUQUERQUE | 29 |
| 24 | NMD075088252 | NEW MEXICO STATE UNIVERSITY/A-MOUNTAIN | LAS CRUCES | 19 |
| 25 | NMD981597123 | SAN JUAN COAL CO.- SAN JUAN MINE | WATERFLOW | 17 |
| 26 | NMD000610303 | HONEYWELL DEFENSE AVIONICS SYSTEMS | ALBUQUERUQE | 11 |
| 27 | NMD007112345 | RUST TRACTOR COMPANY | ALBUQUERQUE | 10 |
| 28 | NMD982552945 | PHARMACIA INC. ONCOLOGY DIV. | ALBUQUERQUE | 6 |
| 29 | NMD000804294 | SAFETY-KLEEN CORP. | ALBUQUERQUE | 6 |
| 30 | NMD035686823 | GULTON DATA SYSTEMS | ALBUQUERQUE | 5 |
| 31 | NMD986667186 | TRANSWESTERN PIPELINE CO.-COMP.STA.NO.5 | THOREAU | 4 |
| 32 | NMD980622989 | ETHICON ENDO-SURGEY | ALBUQUERQUE | 4 |
| 33 | NMP360075463 | EL PASO NATURAL GAS CO - LAGUNA STATION | NEW LAGUNA | 4 |
| 34 | NM0000992347 | ATSF RAILWAY CO | LAS VEGAS | 4 |
| 35 | NMD035677244 | BROTHERS PLATING CO., INC. | ALBUQUERQUE | 3 |
| 36 | NMD981144132 | NOVA BUS INCORPORATED | ROSWELL | 3 |
| 37 | NM0000303255 | AMERADA HESS CORP. - MONUMENT | MONUMENT | 3 |
| 38 | NMD986683464 | ATSF RAILWAY CO | CLVOIS | 3 |
| 39 | NMD083212332 | SPARTON TECHNOLOGY, INC.-COORS FACILITY | ALBUQUERQUE | 2 |
| 40 | NMD069892594 | NOVA BUS INCORPORATED | ROSWELL INDUSTRIAL AIR CT | 2 |
| 41 | NMD986676922 | TRANSWESTERN PIPELINE CO./WT-1 COMP.STA | CARLSBAD | 2 |
| 42 | NMD035806405 | PHELPS DODGE TYRONE, INC. | TYRONE | 1 |
| 43 | NMD980698849 | SAFETY-KLEEN CORP | FARMINGTON | 1 |
| 44 | NM0000196519 | TRANSWESTERN PIPELINE CO. | PORTALES | 1 |
| TOTAL | | | | 204,494 |

NOTE: STATE MAY HAVE FEWER THAN FIFTY GENERATORS.

## NEW MEXICO

### 1995 WASTE GENERATION, CONTINUED

4 QUANTITIES OF WASTE GENERATED IN 1995 THAT WERE

- REPORTED WITH ONLY CHARACTERISTIC WASTE CODES
- REPORTED WITH ONLY LISTED WASTE CODES
- REPORTED WITH BOTH CHARACTERISTIC AND LISTED WASTE CODES

| WASTE HAS ONLY CHARACTERISTIC CODES | TONS OF WASTE GENERATED | WASTE HAS ONLY LISTED CODES | TONS OF WASTE GENERATED | WASTE HAS BOTH CHARACTERISTIC AND LISTED CODES | TONS OF WASTE GENERATED |
|---|---|---|---|---|---|
| ONLY IGNITABLE | 82 | ONLY AN F CODE | 1,230 | | |
| ONLY CORROSIVE | 8,421 | ONLY A K CODE | 360 | | |
| ONLY REACTIVE | 90 | ONLY A P CODE | 0 | | |
| ONLY D004-17 | 3,196 | ONLY A U CODE | 17 | | |
| ONLY D018-43 | 188,623 | | | | |
| HAS MORE THAN ONE CHARACTERISTIC CODE | 232 | HAS MORE THAN ONE LISTED CODE | 10 | | |
| TOTAL | 200,644 | TOTAL | 1,617 | TOTAL CHAR. AND LISTED | 2,185 |

5 QUANTITIES OF WASTE GENERATED IN 1995 THAT WERE MULTIPLY CODED

| WASTE HAS ONLY CHARACTERISTIC CODES BUT MORE THAN ONE APPLIES | TONS OF WASTE GENERATED | ONLY LISTED CODES BUT HAS MORE THAN ONE | TONS OF WASTE GENERATED | BOTH CHAR. & LISTED CODES | TONS OF WASTE GENERAT |
|---|---|---|---|---|---|
| HAS IGNITABLE CODE | 162 | | | IGN. W/ AT LEAST 1 LSTD | 1,5 |
| HAS CORROSIVE CODE | 43 | | | CORR. W/ AT LEAST 1 LSTD | |
| HAS REACTIVE CODE | 7 | | | REACT. W/ AT LEAST 1 LSTD | |
| HAS D004-D017 CODE | 213 | | | D004-17 W/ AT LEAST 1 LSTD | 6 |
| HAS D018-D043 CODE | 172 | | | D018-43 W/ AT LEAST 1 LSTD | 6 |
| | | HAS AN F CODE | 2 | F WASTE W/ AT LEAST 1 CHAR | 1,9 |
| | | HAS A K CODE | 0 | K WASTE W/ AT LEAST 1 CHAR | 2 |
| | | HAS A P CODE | 8 | P WASTE W/ AT LEAST 1 CHAR | |
| | | HAS A U CODE | 10 | U WASTE W/ AT LEAST 1 CHAR | |
| TOTAL | 232 | TOTAL | 10 | TOTAL | 2,1 |

NOTE: COLUMNS DO NOT SUM TO TOTAL BECAUSE A WASTE CODE MAY APPLY TO MORE THAN ONE WASTE.
MIXTURES WITH IGNITABLE, CORROSIVE, REACTIVE, D004-17, AND D018-43 CHARACTERISTIC CODES ALSO MAY CONTAIN OTHER CHARACTERISTIC WASTE CODES.
SIMILARLY, WASTES WITH F,K,P, AND U LISTED CODES MAY HAVE OTHER LISTED WASTE CODES.

# NEW MEXICO

## 1995 WASTE MANAGEMENT

6 NUMBER OF RCRA TSD FACILITIES: 14

7 QUANITY OF RCRA HAZARDOUS WASTE MANAGED: 188,444 TONS

8 FIFTY LARGEST RCRA HAZARDOUS WASTE MANAGEMENT FACILITIES, 1995

| RANK | EPA ID | SITE NAME | CITY | TONS OF WASTE MANAGED |
|---|---|---|---|---|
| 1 | NMD089416416 | GIANT REFINING CO.- BLOOMFIELD | BLOOMFIELD | 188,265 |
| 2 | NM0890010515 | LOS ALAMOS NATIONAL LABORATORY | LOS ALAMOS | 104 |
| 3 | NM8800019434 | NASA JOHNSON SPACE CENTER | 14MI E&6MI N OF LAS CRUCE | 69 |
| 4 | NM6572124422 | HOLLOMAN AIR FORCE BASE | HOLLOMAN AFB | 3 |
| 5 | NM9570024423 | KIRTLAND AIR FORCE BASE | KIRTLAND AIR FORCE BASE | 1 |
| 6 | NMD014584296 | GENERAL TECHNOLOGY COPORATION | ALBUQUERQUE | 1 |
| 7 | NM5890110518 | SANDIA NATIONAL LABORATORIES | ALBUQUERQUE | 0 |
| 8 | NMD000333211 | GIANT REFINING COMPANY-CINIZA | JAMESTOWN | 0 |
| 9 | NMD002208627 | RINCHEM COMPANY, INC. | ALBUQUERQUE | 0 |
| 10 | NM7572124454 | CANNON AIR FORCE BASE | CANNON AIR FORCE BASE | 0 |
| TOTAL | | | | 188,444 |

NOTE: COLUMNS MAY NOT SUM DUE TO ROUNDING.
STATE MAY HAVE FEWER THAN FIFTY FACILITIES THAT MANAGED WASTE.
QUANTITY MANAGED ONLY BY STORAGE IS EXCLUDED.

## NEW MEXICO

### 1995 WASTE MANAGEMENT, CONTINUED

9 QUANTITY OF RCRA HAZARDOUS WASTE MANAGED BY MANAGEMENT METHOD, 1995

| MANAGEMENT METHOD | SYSTEM TYPE CODE | QUANTITY MANAGED (TONS) | PERCENTAGE OF QUANTITY | NUMBER OF FACILITIES | PERCENTAGE OF FACILITIES |
|---|---|---|---|---|---|
| INCINERATION | M041-M049 | 4 | .0 | 1 | 14.3 |
| AQUEOUS INORGANIC TREATMENT | M071-M079 | 1 | .0 | 1 | 14.3 |
| AQUEOUS ORGANIC TREATMENT | M081-M089 | 188,265 | 99.9 | 1 | 14.3 |
| AQUEOUS ORGANIC AND INORGANIC TREATMENT | M091-M099 | 80 | .0 | 2 | 28.6 |
| STABILIZATION | M111-M119 | 2 | .0 | 1 | 14.3 |
| OTHER TREATMENT | M121-M129 | 92 | .0 | 5 | 71.4 |
| OTHER DISPOSAL SPECIFIED IN COMMENTS | M137 | 0 | .0 | 1 | 14.3 |
| TOTAL | | 188,444 | 100.0 | 7 | |

10 MANAGEMENT METHOD, BY QUANTITY OF RCRA HAZARDOUS WASTE MANAGED, 1995

| MANAGEMENT METHOD | SYSTEM TYPE CODE | QUANTITY MANAGED (TONS) | PERCENTAGE OF QUANTITY | NUMBER OF FACILITIES | PERCENTAGE OF FACILITIES |
|---|---|---|---|---|---|
| AQUEOUS ORGANIC TREATMENT | M081-M089 | 188,265 | 99.9 | 1 | 14.3 |
| OTHER TREATMENT | M121-M129 | 92 | .0 | 5 | 71.4 |
| AQUEOUS ORGANIC AND INORGANIC TREATMENT | M091-M099 | 80 | .0 | 2 | 28.6 |
| INCINERATION | M041-M049 | 4 | .0 | 1 | 14.3 |
| STABILIZATION | M111-M119 | 2 | .0 | 1 | 14.3 |
| AQUEOUS INORGANIC TREATMENT | M071-M079 | 1 | .0 | 1 | 14.3 |
| OTHER DISPOSAL SPECIFIED IN COMMENTS | M137 | 0 | .0 | 1 | 14.3 |
| TOTAL | | 188,444 | 100.0 | 7 | |

NOTE: QUANTITY MANAGED ONLY BY STORAGE IS EXCLUDED.
FACILITIES WITH ONLY STORAGE UNITS ARE EXCLUDED.
COLUMNS MAY NOT SUM DUE TO ROUNDING.
COLUMNS MAY NOT SUM TO TOTAL BECAUSE FACILITIES MAY HAVE MULTIPLE HANDLING METHODS.

# NEW MEXICO

## 1995 WASTE MANAGEMENT, CONTINUED

11 MANAGEMENT METHOD AND QUANTITY OF RCRA HAZARDOUS WASTE MANAGED BY NUMBER OF FACILITIES, 1995

| MANAGEMENT METHOD | SYSTEM TYPE CODE | QUANTITY MANAGED (TONS) | PERCENTAGE OF QUANTITY | NUMBER OF FACILITIES | PERCENTAGE OF FACILITIES |
|---|---|---|---|---|---|
| OTHER TREATMENT | M121-M129 | 92 | .0 | 5 | 71.4 |
| AQUEOUS ORGANIC AND INORGANIC TREATMENT | M091-M099 | 80 | .0 | 2 | 28.6 |
| INCINERATION | M041-M049 | 4 | .0 | 1 | 14.3 |
| AQUEOUS INORGANIC TREATMENT | M071-M079 | 1 | .0 | 1 | 14.3 |
| AQUEOUS ORGANIC TREATMENT | M081-M089 | 188,265 | 99.9 | 1 | 14.3 |
| STABILIZATION | M111-M119 | 2 | .0 | 1 | 14.3 |
| OTHER DISPOSAL SPECIFIED IN COMMENTS | M137 | 0 | .0 | 1 | 14.3 |
| TOTAL | | 188,444 | 100.0 | 7 | |

NOTE: QUANTITY MANAGED ONLY BY STORAGE IS EXCLUDED.
FACILITIES WITH ONLY STORAGE UNITS ARE EXCLUDED.
COLUMNS MAY NOT SUM DUE TO ROUNDING.
COLUMNS MAY NOT SUM TO TOTAL BECAUSE FACILITIES MAY HAVE MULTIPLE HANDLING METHODS.

12 QUANTITY AND PERCENTAGE OF RCRA HAZARDOUS WASTEWATER AND NON-WASTEWATER MANAGED IN 1995

| MANAGEMENT TYPE | TONS MANAGED | PERCENTAGE |
|---|---|---|
| WASTEWATER | 188,438 | 100.0 |
| NON-WASTEWATER | 6 | .0 |
| TOTAL | 188,444 | 100.0 |

## NEW MEXICO

### 1995 WASTE SHIPMENTS

13 NUMBER OF RCRA HAZARDOUS WASTE SHIPPERS: 43

14 QUANITIY OF RCRA HAZARDOUS WASTE SHIPPED: 7,631 TONS

15 FIFTY LARGEST RCRA HAZARDOUS WASTE SHIPPERS, 1995

| RANK | EPA ID | SITE NAME | CITY | QUANTITY SHIPPED (TONS) |
|---|---|---|---|---|
| 1 | NMD980622773 | EL PASO NATURAL GAS CO./ARCO-PREWITT | PREWITT | 2,389 |
| 2 | NM0890010515 | LOS ALAMOS NATIONAL LABORATORY | LOS ALAMOS | 1,275 |
| 3 | NMD000609339 | INTEL CORPORATION | RIO RANCHO | 1,239 |
| 4 | NMD048918817 | NAVAJO REFINING COMPANY | ARTESIA | 543 |
| 5 | NM5890110518 | SANDIA NATIONAL LABORATORIES | ALBUQUERQUE | 433 |
| 6 | NMD000804294 | SAFETY-KLEEN CORP. | ALBUQUERQUE | 319 |
| 7 | NMD000709782 | PHILIPS SEMICONDUCTORS | ALBUQUERQUE | 262 |
| 8 | NM6572124422 | HOLLOMAN AIR FORCE BASE | HOLLOMAN AFB | 163 |
| 9 | NMD980698849 | SAFETY-KLEEN CORP | FARMINGTON | 150 |
| 10 | NMD980744551 | MOTOROLA CERAMIC PRODUCTS | ALBUQUERQUE | 123 |
| 11 | NM7572124454 | CANNON AIR FORCE BASE | CANNON AIR FORCE BASE | 107 |
| 12 | NMD000792986 | PHILLIPS PIPELINE CO. ALBQ. TERMINAL TE | ALBUQUERQUE | 88 |
| 13 | NM9570024423 | KIRTLAND AIR FORCE BASE | KIRTLAND AIR FORCE BASE | 77 |
| 14 | NM4890139088 | US DOE WASTE ISOLATION PILOT PLANT | CARLSBAD | 66 |
| 15 | NM2750211235 | WHITE SANDS MISSILE RANGE | WHITE SANDS MISSILE RANGE | 65 |
| 16 | NM0001001320 | NOVA BUS INCORPORATED | ROSWELL | 44 |
| 17 | NMD052684578 | GE AIRCRAFT ENGINES | ALBUQUERUQ | 39 |
| 18 | NMD000778597 | ASARCO DEMING MILL | DEMING | 38 |
| 19 | NMD986676955 | TRANSWESTERN PIPELINE CO.-COMP.STA.NO.9 | ROSWELL | 36 |
| 20 | NMD002208627 | RINCHEM COMPANY, INC. | ALBUQUERQUE | 31 |
| 21 | NMD980621197 | UNIVERSITY OF NEW MEXICO | ALBUQUERQUE | 29 |
| 22 | NMD075088252 | NEW MEXICO STATE UNIVERSITY/A-MOUNTAIN | LAS CRUCES | 19 |
| 23 | NMD981597123 | SAN JUAN COAL CO.- SAN JUAN MINE | WATERFLOW | 17 |
| 24 | NMD000610303 | HONEYWELL DEFENSE AVIONICS SYSTEMS | ALBUQUERUQE | 11 |
| 25 | NMD007112345 | RUST TRACTOR COMPANY | ALBUQUERQUE | 9 |
| 26 | NM8800019434 | NASA JOHNSON SPACE CENTER | 14MI E&6MI N OF LAS CRUCE | 7 |
| 27 | NMD035677244 | BROTHERS PLATING CO., INC. | ALBUQUERQUE | 6 |
| 28 | NMD035686823 | GULTON DATA SYSTEMS | ALBUQUERQUE | 5 |
| 29 | NMD014584296 | GENERAL TECHNOLOGY COPORATION | ALBUQUERQUE | 5 |
| 30 | NMD986667186 | TRANSWESTERN PIPELINE CO.-COMP.STA.NO.5 | THOREAU | 4 |
| 31 | NMD980622989 | ETHICON ENDO-SURGEY | ALBUQUERQUE | 4 |
| 32 | NMP360075463 | EL PASO NATURAL GAS CO - LAGUNA STATION | NEW LAGUNA | 4 |
| 33 | NM0000992347 | ATSF RAILWAY CO | LAS VEGAS | 4 |
| 34 | NMD982552945 | PHARMACIA INC. ONCOLOGY DIV. | ALBUQUERQUE | 3 |
| 35 | NMD981144132 | NOVA BUS INCORPORATED | ROSWELL | 3 |
| 36 | NM0000303255 | AMERADA HESS CORP. - MONUMENT | MONUMENT | 3 |
| 37 | NMD986683464 | ATSF RAILWAY CO | CLVOIS | 3 |
| 38 | NMD069892594 | NOVA BUS INCORPORATED | ROSWELL INDUSTRIAL AIR CT | 2 |
| 39 | NMD000333211 | GIANT REFINING COMPANY-CINIZA | JAMESTOWN | 2 |
| 40 | NMD986676922 | TRANSWESTERN PIPELINE CO./WT-1 COMP.STA | CARLSBAD | 2 |
| 41 | NMD035806405 | PHELPS DODGE TYRONE, INC. | TYRONE | 1 |
| 42 | NM0000196519 | TRANSWESTERN PIPELINE CO. | PORTALES | 1 |
| 43 | NMD083212332 | SPARTON TECHNOLOGY, INC.-COORS FACILITY | ALBUQUERQUE | 0 |
| TOTAL | | | | 7,631 |

NOTE: COLUMNS MAY NOT SUM DUE TO ROUNDING.
STATE MAY HAVE FEWER THAN FIFTY SHIPPERS.

# NEW MEXICO

## 1995 WASTE RECEIPTS

16 NUMBER OF RCRA HAZARDOUS WASTE RECEIVERS: 4

17 QUANITIY OF RCRA HAZARDOUS WASTE RECEIVED: 455 TONS

18 FIFTY LARGEST RCRA HAZARDOUS WASTE RECEIVERS, 1995

| RANK | EPA ID | SITE NAME | CITY | QUANTITY RECEIVED (TONS) |
|---|---|---|---|---|
| 1 | NMD000804294 | SAFETY-KLEEN CORP. | ALBUQUERQUE | 304 |
| 2 | NMD980698849 | SAFETY-KLEEN CORP | FARMINGTON | 144 |
| 3 | NM5890110518 | SANDIA NATIONAL LABORATORIES | ALBUQUERQUE | 7 |
| 4 | NM9570024423 | KIRTLAND AIR FORCE BASE | KIRTLAND AIR FORCE BASE | 1 |
| TOTAL | | | | 455 |

NOTE: COLUMNS MAY NOT SUM DUE TO ROUNDING.
STATE MAY HAVE FEWER THAN FIFTY FACILITIES THAT RECEIVED WASTE.

## NEW MEXICO

### 1995 WASTE RECEIPTS, CONTINUED

19 QUANTITY OF RCRA HAZARDOUS WASTE MANAGED, BY MANGEMENT METHOD, LIMITED TO WASTE RECEIVED FROM OFFSITE, 1995

| MANAGEMENT METHOD | SYSTEM TYPE CODE | QUANTITY MANAGED (TONS) | PERCENTAGE OF QUANTITY | NUMBER OF FACILITIES | PERCENTAGE OF FACILITIES |
|---|---|---|---|---|---|
| OTHER TREATMENT | M121-M129 | 1 | 100.0 | 1 | 100.0 |
| TOTAL | | 1 | 100.0 | 1 | |

20 MANAGEMENT METHOD, BY QUANTITY OF RCRA HAZARDOUS WASTE MANAGED, LIMITED TO WASTE RECEIVED FROM OFFSITE, 1995

| MANAGEMENT METHOD | SYSTEM TYPE CODE | QUANTITY MANAGED (TONS) | PERCENTAGE OF QUANTITY | NUMBER OF FACILITIES | PERCENTAGE OF FACILITIES |
|---|---|---|---|---|---|
| OTHER TREATMENT | M121-M129 | 1 | 100.0 | 1 | 100.0 |
| TOTAL | | 1 | 100.0 | 1 | |

NOTE: QUANTITY MANAGED ONLY BY STORAGE IS EXCLUDED.
FACILITIES WITH ONLY STORAGE UNITS ARE EXCLUDED.
COLUMNS MAY NOT SUM DUE TO ROUNDING.
COLUMNS MAY NOT SUM TO TOTAL BECAUSE FACILITIES MAY HAVE MULTIPLE HANDLING METHODS.

# NEW MEXICO

## 1995 WASTE RECEIPTS, CONTINUED

21 MANAGEMENT METHOD AND QUANTITY OF RCRA HAZARDOUS WASTE MANAGED, BY NUMBER OF FACILITIES, LIMITED TO WASTE RECEIVED FROM OFF SITE, 1995

| MANAGEMENT METHOD | SYSTEM TYPE CODE | QUANTITY MANAGED (TONS) | PERCENTAGE OF QUANTITY | NUMBER OF FACILITIES | PERCENTAGE OF FACILITIES |
|---|---|---|---|---|---|
| OTHER TREATMENT | M121-M129 | 1 | 100.0 | 1 | 100.0 |
| TOTAL | | 1 | 100.0 | 1 | |

NOTE: QUANTITY MANAGED ONLY BY STORAGE IS EXCLUDED.
FACILITIES WITH ONLY STORAGE UNITS ARE EXCLUDED.
COLUMNS MAY NOT SUM DUE TO ROUNDING.
COLUMNS MAY NOT SUM TO TOTAL BECAUSE FACILITIES MAY HAVE MULTIPLE HANDLING METHODS.

## NEW MEXICO

### 1995 IMPORTS AND EXPORTS

| | | | |
|---|---|---|---|
| 22 | QUANTITY OF RCRA HAZARDOUS WASTE IMPORTED: | 55 | TONS |
| 23 | QUANTITY OF RCRA HAZARDOUS WASTE EXPORTED: | 7,588 | TONS |

# NEW YORK

## 1995 WASTE GENERATION

1 NUMBER OF RCRA LARGE QUANTITY GENERATORS (LQGS): 1,878

2 QUANTITY OF RCRA HAZARDOUS WASTE GENERATED: 2,557,088

3 FIFTY LARGEST RCRA HAZARDOUS WASTE GENERATORS IN THE STATE, 1995

| RANK | EPA ID | SITE NAME | CITY | TOTAL GENERATED (TONS) |
|---|---|---|---|---|
| 1 | NYD003930849 | DISTILLATION PRODUCTS INDUSTRIES | ROCHESTER | 1,396,647 |
| 2 | NYD002126852 | DELPHI HARRISON THERM SYS-W LOCKPORT CMP | LOCKPORT | 301,625 |
| 3 | NYD002123503 | DUPONT | NIAGARA FALLS | 207,839 |
| 4 | NYD049836679 | CWM CHEMICAL SERVICES, INC. | MODEL CITY | 143,055 |
| 5 | NYD002227973 | CROUSE-HINDS DIVISION | SYRACUSE | 57,762 |
| 6 | NYD002014595 | NEPERA INC | HARRIMAN | 51,451 |
| 7 | NYD980592497 | EASTMAN KODAK COMPANY | ROCHESTER | 40,688 |
| 8 | NYD002047967 | GRUMMAN AEROSPACE CORPORATION | BETHPAGE | 40,655 |
| 9 | NYD002106276 | TEXTRON REALTY OPERATIONS | WHEATFIELD | 38,974 |
| 10 | NYD084006741 | IBM CORP TJ WASTOSN RESEARCH CENTER | YORKTOWN HEIGHTS | 28,831 |
| 11 | NYD980536288 | DUPONT | NIAGARA FALLS | 27,081 |
| 12 | NYD057770109 | NORTHEAST ENVIRONMENTAL SERVICES INC | WAMPSVILLE | 16,081 |
| 13 | NYD986954147 | MILLER/DUVA SITE - | CLAY | 15,500 |
| 14 | NY0000204479 | HUNTS POINT AVENUE BRIDGE | HUNTS POINT | 10,500 |
| 15 | NYD084006477 | METRO-NORTH RAILROAD | CROTON | 9,607 |
| 16 | NYD083626077 | NYCOMED INC | RENSSELAER | 9,086 |
| 17 | NYD066832023 | GE PLASTICS-SELKIRK OPERATION | SELKIRK | 7,383 |
| 18 | NYD066785650 | AUBURN STEEL CO INC | AUBURN | 7,234 |
| 19 | NYD080336241 | CECOS INTERNATIONAL INC | NIAGARA FALLS | 5,431 |
| 20 | NYD002233039 | INTERNATIONAL BUSINESS MACHINES | ENDICOTT | 5,080 |
| 21 | NYD002232304 | ALUMINUM COMPANY OF AMERICA | MASSENA | 4,535 |
| 22 | NYD981138647 | CARBORUNDUM CORPORATION | NIAGARA FALLS | 4,279 |
| 23 | NYD030485288 | REVERE SMELTING & REFINING CORPORATION | MIDDLETOWN | 4,076 |
| 24 | NYD002245967 | REYNOLDS METALS COMP | MASSENA | 3,807 |
| 25 | NYD000521971 | MARTIN MARIETTA CORP | UTICA | 3,436 |
| 26 | NYD000707901 | IBM EAST FISHKILL | HOPEWELL JUNCTION | 3,415 |
| 27 | NYD000824482 | OCCIDENTAL CHEMICAL CORPORATION | NIAGARA FALLS | 3,237 |
| 28 | NYD051853216 | ALEXANDER'S REGO PARK | REGO PARK | 3,049 |
| 29 | NYD010783967 | BUCKBEE-MEARS CORTLAND | CORTLAND | 2,986 |
| 30 | NYR000011403 | NIAGARA MOHAWK POWER CORP | HUDSON | 2,853 |
| 31 | NYD987025285 | NORTON COMPANY RESTORATION SITE | COLONIE | 2,655 |
| 32 | NYD054065909 | LEDERLE LABORATORIES, | PEARL RIVER | 2,524 |
| 33 | NYD096920483 | PHOTOCIRCUITS CORPORATION | GLEN COVE | 2,129 |
| 34 | NYD000824516 | MOBIL OIL | STATEN ISLAND | 1,788 |
| 35 | NYD980508261 | FERDULA LANDFILL;SPORTING GOODS PROP INC | FRANKFORT | 1,769 |
| 36 | NYD002211415 | COMBUSTION ENGINEERING | ROCHESTER | 1,754 |
| 37 | NYD982177743 | CON EDISON W 28TH ST SERVICE CENTER | NEW YORK | 1,580 |
| 38 | NYD000632372 | LAIDLAW ENVIRONMENTAL SERVICES (BDT) INC | CLARENCE | 1,551 |
| 39 | NYD986973691 | WILLIAMSBURG BRIDGE | BROOKLYN | 1,520 |
| 40 | NYD980768642 | PALL CORPORATION | EAST HILLS | 1,424 |
| 41 | NYD000706218 | CON EDISON - | BROOKLYN | 1,413 |
| 42 | NYD981484785 | TOSHIBA DISPLAY DEVICES INC | HORSEHEADS | 1,371 |
| 43 | NY2170084485 | DEPARTMENT OF THE NAVY | STATEN ISLAND | 1,288 |
| 44 | NYD079678108 | WESTINGHOUSE ELECTRIC CORPORATION | HORSEHEADS | 1,253 |
| 45 | NYD000511659 | PAS OSWEGO SITE PARTICIPATION AGREEMENT | OSWEGO | 1,164 |
| 46 | NYD982183857 | ABB DAIMLER-BENZ | ELMIRA HEIGHTS | 1,098 |
| 47 | NYD002070118 | SCHENECTADY INTERNATIONAL INC | ROTTERDAM JUNCTION | 1,096 |
| 48 | NYD071596449 | CRUCIBLE SPECIALITY METALS DIVISION | SOLVAY | 1,064 |
| 49 | NYD002070100 | SCHENECTADY INTERNATIONAL, INC | SCHENECTADY | 1,037 |
| 50 | NY0000096123 | TOSCO PIPELINE COMP - HOLTSVILLE TERMINA | HOLTSVILLE | 1,026 |
| TOTAL | | | | 2,486,686 |

NOTE: STATE MAY HAVE FEWER THAN FIFTY GENERATORS.

## NEW YORK

### 1995 WASTE GENERATION, CONTINUED

4 QUANTITIES OF WASTE GENERATED IN 1995 THAT WERE

- REPORTED WITH ONLY CHARACTERISTIC WASTE CODES
- REPORTED WITH ONLY LISTED WASTE CODES
- REPORTED WITH BOTH CHARACTERISTIC AND LISTED WASTE CODES

| WASTE HAS ONLY CHARACTERISTIC CODES | TONS OF WASTE GENERATED | WASTE HAS ONLY LISTED CODES | TONS OF WASTE GENERATED | WASTE HAS BOTH CHARACTERISTIC AND LISTED CODES | TONS OF WASTE GENERATED |
|---|---|---|---|---|---|
| ONLY IGNITABLE | 7,147 | ONLY AN F CODE | 1,609,710 | | |
| ONLY CORROSIVE | 152,039 | ONLY A K CODE | 20,342 | | |
| ONLY REACTIVE | 312 | ONLY A P CODE | 359 | | |
| ONLY D004-17 | 352,502 | ONLY A U CODE | 1,789 | | |
| ONLY D018-43 | 129,429 | | | | |
| HAS MORE THAN ONE CHARACTERISTIC CODE | 65,078 | HAS MORE THAN ONE LISTED CODE | 10,066 | | |
| TOTAL | 706,508 | TOTAL | 1,642,267 | TOTAL CHAR. AND LISTED | 208,225 |

5 QUANTITIES OF WASTE GENERATED IN 1995 THAT WERE MULTIPLY CODED

| WASTE HAS ONLY CHARACTERISTIC CODES BUT MORE THAN ONE APPLIES | TONS OF WASTE GENERATED | ONLY LISTED CODES BUT HAS MORE THAN ONE | TONS OF WASTE GENERATED | BOTH CHAR. & LISTED CODES | TONS OF WASTE GENERATE |
|---|---|---|---|---|---|
| HAS IGNITABLE CODE | 9,261 | | | IGN. W/ AT LEAST 1 LSTD | 56,82 |
| HAS CORROSIVE CODE | 45,802 | | | CORR. W/ AT LEAST 1 LSTD | 25,00 |
| HAS REACTIVE CODE | 10,413 | | | REACT. W/ AT LEAST 1 LSTD | 2,06 |
| HAS D004-D017 CODE | 58,644 | | | D004-17 W/ AT LEAST 1 LSTD | 126,98 |
| HAS D018-D043 CODE | 7,674 | | | D018-43 W/ AT LEAST 1 LSTD | 91,98 |
| | | HAS AN F CODE | 9,966 | F WASTE W/ AT LEAST 1 CHAR | 205,57 |
| | | HAS A K CODE | 340 | K WASTE W/ AT LEAST 1 CHAR | 113,26 |
| | | HAS A P CODE | 9,516 | P WASTE W/ AT LEAST 1 CHAR | 104,95 |
| | | HAS A U CODE | 9,761 | U WASTE W/ AT LEAST 1 CHAR | 123,60 |
| TOTAL | 65,078 | TOTAL | 10,066 | TOTAL | 208,22 |

NOTE: COLUMNS DO NOT SUM TO TOTAL BECAUSE A WASTE CODE MAY APPLY TO MORE THAN ONE WASTE.
MIXTURES WITH IGNITABLE, CORROSIVE, REACTIVE, D004-17, AND D018-43 CHARACTERISTIC CODES ALSO MAY CONTAIN OTHER CHARACTERISTIC WASTE CODES.
SIMILARLY, WASTES WITH F,K,P, AND U LISTED CODES MAY HAVE OTHER LISTED WASTE CODES.

# NEW YORK

## 1995 WASTE MANAGEMENT

6 NUMBER OF RCRA TSD FACILITIES: 66

7 QUANITY OF RCRA HAZARDOUS WASTE MANAGED: 548,455 TONS

8 FIFTY LARGEST RCRA HAZARDOUS WASTE MANAGEMENT FACILITIES, 1995

| RANK | EPA ID | SITE NAME | CITY | TONS OF WASTE MANAGED |
|---|---|---|---|---|
| 1 | NYD049836679 | CWM CHEMICAL SERVICES, INC. | MODEL CITY | 250,389 |
| 2 | NYD030485288 | REVERE SMELTING & REFINING CORPORATION | MIDDLETOWN | 66,110 |
| 3 | NYD002014595 | NEPERA INC | HARRIMAN | 51,229 |
| 4 | NYD002047967 | GRUMMAN AEROSPACE CORPORATION | BETHPAGE | 40,218 |
| 5 | NYD002106276 | TEXTRON REALTY OPERATIONS | WHEATFIELD | 38,951 |
| 6 | NYD980592497 | EASTMAN KODAK COMPANY | ROCHESTER | 36,221 |
| 7 | NYD080336241 | CECOS INTERNATIONAL INC | NIAGARA FALLS | 34,948 |
| 8 | NYD057770109 | NORTHEAST ENVIRONMENTAL SERVICES INC | WAMPSVILLE | 16,249 |
| 9 | NYD066832023 | GE PLASTICS-SELKIRK OPERATION | SELKIRK | 5,763 |
| 10 | NYD000824482 | OCCIDENTAL CHEMICAL CORPORATION | NIAGARA FALLS | 2,889 |
| 11 | NYD002070118 | SCHENECTADY INTERNATIONAL INC | ROTTERDAM JUNCTION | 2,249 |
| 12 | NYD054065909 | LEDERLE LABORATORIES, | PEARL RIVER | 1,565 |
| 13 | NYD000632372 | LAIDLAW ENVIRONMENTAL SERVICES (BDT) INC | CLARENCE | 410 |
| 14 | NYD048148175 | MERCURY REFINING COMPANY, INC. | ALBANY | 376 |
| 15 | NYD980779540 | US DEPARTMENT OF ENERGY | WEST VALLEY | 297 |
| 16 | NYD057722258 | PRIDE SOLVENTS & CHEMICAL CO. INC. | WEST BABYLON | 269 |
| 17 | NYD084006741 | IBM CORP TJ WASTOSN RESEARCH CENTER | YORKTOWN HEIGHTS | 263 |
| 18 | NYD091894899 | TEXACO INC-FUELS & LUBES RESEARCH FAC | GLENHAM | 50 |
| 19 | NY0213820830 | SENECA ARMY DEPOT ACTIVITY | ROMULUS | 6 |
| 20 | NYD071094197 | GENERAL ELECTRIC CORPORATE R&D | NISKAYUNA | 4 |
| 21 | NYD000767657 | OCCIDENTAL CHEMICAL CORP | NIAGARA FALLS | 0 |
| 22 | NYD002070100 | SCHENECTADY INTERNATIONAL, INC | SCHENECTADY | 0 |
| 23 | NYD093256063 | GENERAL ELECTRIC COMPANY | FORT EDWARD | 0 |
| 24 | NY0570024273 | 914TH AIRLIFT WING (AFRES) | NIAGARA FALLS | 0 |
| 25 | NY5890008993 | US DOE KNOLLS ATOMIC POWER LABORATORY | BALLSTON SPA | 0 |
| 26 | NY6890008992 | US DOE/KNOLLS ATOMIC POWER LABORATORY | NISKAYUNA | 0 |
| TOTAL | | | | 548,455 |

NOTE: COLUMNS MAY NOT SUM DUE TO ROUNDING.
STATE MAY HAVE FEWER THAN FIFTY FACILITIES THAT MANAGED WASTE.
QUANTITY MANAGED ONLY BY STORAGE IS EXCLUDED.

## NEW YORK

### 1995 WASTE MANAGEMENT, CONTINUED

9 QUANTITY OF RCRA HAZARDOUS WASTE MANAGED BY MANAGEMENT METHOD, 1995

| MANAGEMENT METHOD | SYSTEM TYPE CODE | QUANTITY MANAGED (TONS) | PERCENTAGE OF QUANTITY | NUMBER OF FACILITIES | PERCENTAGE OF FACILITIES |
|---|---|---|---|---|---|
| METALS RECOVERY (FOR REUSE) | M011-M019 | 66,486 | 12.1 | 2 | 10.0 |
| SOLVENTS RECOVERY | M021-M029 | 1,834 | .3 | 3 | 15.0 |
| INCINERATION | M041-M049 | 79,967 | 14.6 | 5 | 25.0 |
| ENERGY RECOVERY (REUSE AS FUEL) | M051-M059 | 7,565 | 1.4 | 3 | 15.0 |
| FUEL BLENDING | M061 | 1,582 | .3 | 2 | 10.0 |
| AQUEOUS INORGANIC TREATMENT | M071-M079 | 41,274 | 7.5 | 2 | 10.0 |
| AQUEOUS ORGANIC TREATMENT | M081-M089 | 87,921 | 16.0 | 4 | 20.0 |
| AQUEOUS ORGANIC AND INORGANIC TREATMENT | M091-M099 | 34,972 | 6.4 | 1 | 5.0 |
| STABILIZATION | M111-M119 | 85,987 | 15.7 | 2 | 10.0 |
| OTHER TREATMENT | M121-M129 | 12,650 | 2.3 | 6 | 30.0 |
| LANDFILL | M132 | 128,211 | 23.4 | 1 | 5.0 |
| OTHER DISPOSAL SPECIFIED IN COMMENTS | M137 | 6 | .0 | 1 | 5.0 |
| TOTAL | | 548,455 | 100.0 | 20 | |

10 MANAGEMENT METHOD, BY QUANTITY OF RCRA HAZARDOUS WASTE MANAGED, 1995

| MANAGEMENT METHOD | SYSTEM TYPE CODE | QUANTITY MANAGED (TONS) | PERCENTAGE OF QUANTITY | NUMBER OF FACILITIES | PERCENTAGE OF FACILITIES |
|---|---|---|---|---|---|
| LANDFILL | M132 | 128,211 | 23.4 | 1 | 5.0 |
| AQUEOUS ORGANIC TREATMENT | M081-M089 | 87,921 | 16.0 | 4 | 20.0 |
| STABILIZATION | M111-M119 | 85,987 | 15.7 | 2 | 10.0 |
| INCINERATION | M041-M049 | 79,967 | 14.6 | 5 | 25.0 |
| METALS RECOVERY (FOR REUSE) | M011-M019 | 66,486 | 12.1 | 2 | 10.0 |
| AQUEOUS INORGANIC TREATMENT | M071-M079 | 41,274 | 7.5 | 2 | 10.0 |
| AQUEOUS ORGANIC AND INORGANIC TREATMENT | M091-M099 | 34,972 | 6.4 | 1 | 5.0 |
| OTHER TREATMENT | M121-M129 | 12,650 | 2.3 | 6 | 30.0 |
| ENERGY RECOVERY (REUSE AS FUEL) | M051-M059 | 7,565 | 1.4 | 3 | 15.0 |
| SOLVENTS RECOVERY | M021-M029 | 1,834 | .3 | 3 | 15.0 |
| FUEL BLENDING | M061 | 1,582 | .3 | 2 | 10.0 |
| OTHER DISPOSAL SPECIFIED IN COMMENTS | M137 | 6 | .0 | 1 | 5.0 |
| TOTAL | | 548,455 | 100.0 | 20 | |

NOTE: QUANTITY MANAGED ONLY BY STORAGE IS EXCLUDED.
FACILITIES WITH ONLY STORAGE UNITS ARE EXCLUDED.
COLUMNS MAY NOT SUM DUE TO ROUNDING.
COLUMNS MAY NOT SUM TO TOTAL BECAUSE FACILITIES MAY HAVE MULTIPLE HANDLING METHODS.

# NEW YORK

## 1995 WASTE MANAGEMENT, CONTINUED

11 MANAGEMENT METHOD AND QUANTITY OF RCRA HAZARDOUS WASTE MANAGED BY NUMBER OF FACILITIES, 1995

| MANAGEMENT METHOD | SYSTEM TYPE CODE | QUANTITY MANAGED (TONS) | PERCENTAGE OF QUANTITY | NUMBER OF FACILITIES | PERCENTAGE OF FACILITIES |
|---|---|---|---|---|---|
| OTHER TREATMENT | M121-M129 | 12,650 | 2.3 | 6 | 30.0 |
| INCINERATION | M041-M049 | 79,967 | 14.6 | 5 | 25.0 |
| AQUEOUS ORGANIC TREATMENT | M081-M089 | 87,921 | 16.0 | 4 | 20.0 |
| SOLVENTS RECOVERY | M021-M029 | 1,834 | .3 | 3 | 15.0 |
| ENERGY RECOVERY (REUSE AS FUEL) | M051-M059 | 7,565 | 1.4 | 3 | 15.0 |
| METALS RECOVERY (FOR REUSE) | M011-M019 | 66,486 | 12.1 | 2 | 10.0 |
| FUEL BLENDING | M061 | 1,582 | .3 | 2 | 10.0 |
| AQUEOUS INORGANIC TREATMENT | M071-M079 | 41,274 | 7.5 | 2 | 10.0 |
| STABILIZATION | M111-M119 | 85,987 | 15.7 | 2 | 10.0 |
| AQUEOUS ORGANIC AND INORGANIC TREATMENT | M091-M099 | 34,972 | 6.4 | 1 | 5.0 |
| LANDFILL | M132 | 128,211 | 23.4 | 1 | 5.0 |
| OTHER DISPOSAL SPECIFIED IN COMMENTS | M137 | 6 | .0 | 1 | 5.0 |
| TOTAL | | 548,455 | 100.0 | 20 | |

NOTE: QUANTITY MANAGED ONLY BY STORAGE IS EXCLUDED.
FACILITIES WITH ONLY STORAGE UNITS ARE EXCLUDED.
COLUMNS MAY NOT SUM DUE TO ROUNDING.
COLUMNS MAY NOT SUM TO TOTAL BECAUSE FACILITIES MAY HAVE MULTIPLE HANDLING METHODS.

12 QUANTITY AND PERCENTAGE OF RCRA HAZARDOUS WASTEWATER AND NON-WASTEWATER MANAGED IN 1995

| MANAGEMENT TYPE | TONS MANAGED | PERCENTAGE |
|---|---|---|
| WASTEWATER | 226,040 | 41.2 |
| NON-WASTEWATER | 322,415 | 58.8 |
| TOTAL | 548,455 | 100.0 |

## NEW YORK

### 1995 WASTE SHIPMENTS

13 NUMBER OF RCRA HAZARDOUS WASTE SHIPPERS: 1785

14 QUANITIY OF RCRA HAZARDOUS WASTE SHIPPED: 1,999,648 TONS

15 FIFTY LARGEST RCRA HAZARDOUS WASTE SHIPPERS, 1995

| RANK | EPA ID | SITE NAME | CITY | QUANTITY SHIPPED (TONS) |
|---|---|---|---|---|
| 1 | NYD003930849 | DISTILLATION PRODUCTS INDUSTRIES | ROCHESTER | 1,396,647 |
| 2 | NYD002126852 | DELPHI HARRISON THERM SYS-W LOCKPORT CMP | LOCKPORT | 301,625 |
| 3 | NYD981085947 | XEROX CORPORATION | BLAUVELT | 46,858 |
| 4 | NY0000204479 | HUNTS POINT AVENUE BRIDGE | HUNTS POINT | 40,500 |
| 5 | NYD980536288 | DUPONT | NIAGARA FALLS | 27,081 |
| 6 | NYD986954147 | MILLER/DUVA SITE - | CLAY | 15,502 |
| 7 | NYD084006477 | METRO-NORTH RAILROAD | CROTON | 9,607 |
| 8 | NYD066785650 | AUBURN STEEL CO INC | AUBURN | 7,234 |
| 9 | NYD049836679 | CWM CHEMICAL SERVICES, INC. | MODEL CITY | 5,662 |
| 10 | NYD002233039 | INTERNATIONAL BUSINESS MACHINES | ENDICOTT | 4,766 |
| 11 | NYD002232304 | ALUMINUM COMPANY OF AMERICA | MASSENA | 4,438 |
| 12 | NYD057770109 | NORTHEAST ENVIRONMENTAL SERVICES INC | WAMPSVILLE | 4,165 |
| 13 | NYD002245967 | REYNOLDS METALS COMP | MASSENA | 3,807 |
| 14 | NYD000708198 | SAFETY-KLEEN CORP | NORTH AMITYVILLE | 3,483 |
| 15 | NYD000707901 | IBM EAST FISHKILL | HOPEWELL JUNCTION | 3,415 |
| 16 | NYD049253719 | ASHLAND CHEMICAL CO | BINGHAMTON | 3,315 |
| 17 | NYD082785429 | CHEMICAL POLLUTION CONTROL INC | BAY SHORE | 3,235 |
| 18 | NYD051853216 | ALEXANDER'S REGO PARK | REGO PARK | 3,049 |
| 19 | NYD010783967 | BUCKBEE-MEARS CORTLAND | CORTLAND | 2,986 |
| 20 | NYR000011403 | NIAGARA MOHAWK POWER CORP | HUDSON | 2,853 |
| 21 | NYD987025285 | NORTON COMPANY RESTORATION SITE | COLONIE | 2,655 |
| 22 | NYD980592497 | EASTMAN KODAK COMPANY | ROCHESTER | 2,597 |
| 23 | NYD096920483 | PHOTOCIRCUITS CORPORATION | GLEN COVE | 2,120 |
| 24 | NYD980753784 | SAFETY KLEEN | AVON | 1,901 |
| 25 | NYD000824516 | MOBIL OIL | STATEN ISLAND | 1,788 |
| 26 | NYD980508261 | FERDULA LANDFILL;SPORTING GOODS PROP INC | FRANKFORT | 1,769 |
| 27 | NYD002211415 | COMBUSTION ENGINEERING | ROCHESTER | 1,754 |
| 28 | NYD066832023 | GE PLASTICS-SELKIRK OPERATION | SELKIRK | 1,620 |
| 29 | NYD982177743 | CON EDISON W 28TH ST SERVICE CENTER | NEW YORK | 1,580 |
| 30 | NYD000632372 | LAIDLAW ENVIRONMENTAL SERVICES (BDT) INC | CLARENCE | 1,579 |
| 31 | NYD986973691 | WILLIAMSBURG BRIDGE | BROOKLYN | 1,520 |
| 32 | NYD000706218 | CON EDISON - | BROOKLYN | 1,413 |
| 33 | NYD981484785 | TOSHIBA DISPLAY DEVICES INC | HORSEHEADS | 1,371 |
| 34 | NY2170084485 | DEPARTMENT OF THE NAVY | STATEN ISLAND | 1,288 |
| 35 | NYD079678108 | WESTINGHOUSE ELECTRIC CORPORATION | HORSEHEADS | 1,253 |
| 36 | NYD000511659 | PAS OSWEGO SITE PARTICIPATION AGREEMENT | OSWEGO | 1,164 |
| 37 | NYD982183857 | ABB DAIMLER-BENZ | ELMIRA HEIGHTS | 1,098 |
| 38 | NYD981556541 | SAFETY KLEEN | LACKAWANNA | 1,072 |
| 39 | NYD071596449 | CRUCIBLE SPECIALITY METALS DIVISION | SOLVAY | 1,064 |
| 40 | NYD002070100 | SCHENECTADY INTERNATIONAL, INC | SCHENECTADY | 1,035 |
| 41 | NY0000096123 | TOSCO PIPELINE COMP - HOLTSVILLE TERMINA | HOLTSVILLE | 1,026 |
| 42 | NYD054065909 | LEDERLE LABORATORIES, | PEARL RIVER | 999 |
| 43 | NYD002070118 | SCHENECTADY INTERNATIONAL INC | ROTTERDAM JUNCTION | 983 |
| 44 | NYD002103216 | OCCIDENTAL CHEMICAL CORP | NIAGARA FALLS | 981 |
| 45 | NYD982743312 | SAFETY KLEEN | SYRACUSE | 974 |
| 46 | NYD986872869 | SAFETY KLEEN | COHOES | 970 |
| 47 | NYD002127165 | AMERICAN AXLE & MANUFACTURING INC | BUFFALO | 959 |
| 48 | NYD002230902 | BRISTOL-MYERS SQUIBB COMPANY | EAST SYRACUSE | 957 |
| 49 | NYD080480734 | INTERNATIONAL BUSINESS MACHINES CORP | POUGHKEEPSIE | 947 |
| 50 | NYD002241982 | HADCO CORPORATION | OWEGO | 939 |
| TOTAL | | | | 1,931,602 |

NOTE: COLUMNS MAY NOT SUM DUE TO ROUNDING.
STATE MAY HAVE FEWER THAN FIFTY SHIPPERS.

# NEW YORK

## 1995 WASTE RECEIPTS

16 NUMBER OF RCRA HAZARDOUS WASTE RECEIVERS: 29

17 QUANITIY OF RCRA HAZARDOUS WASTE RECEIVED: 225,032 TONS

18 FIFTY LARGEST RCRA HAZARDOUS WASTE RECEIVERS, 1995

| RANK | EPA ID | SITE NAME | CITY | QUANTITY RECEIVED (TONS) |
|---|---|---|---|---|
| 1 | NYD049836679 | CWM CHEMICAL SERVICES, INC. | MODEL CITY | 112,216 |
| 2 | NYD030485288 | REVERE SMELTING & REFINING CORPORATION | MIDDLETOWN | 62,143 |
| 3 | NYD080336241 | CECOS INTERNATIONAL INC | NIAGARA FALLS | 29,801 |
| 4 | NYD049253719 | ASHLAND CHEMICAL CO | BINGHAMTON | 3,258 |
| 5 | NYD057770109 | NORTHEAST ENVIRONMENTAL SERVICES INC | WAMPSVILLE | 3,219 |
| 6 | NYD000708198 | SAFETY-KLEEN CORP | NORTH AMITYVILLE | 2,172 |
| 7 | NYD082785429 | CHEMICAL POLLUTION CONTROL INC | BAY SHORE | 1,971 |
| 8 | NYD980753784 | SAFETY KLEEN | AVON | 1,645 |
| 9 | NYD980785760 | SAFETY KLEEN CORP | WOODSIDE | 1,170 |
| 10 | NYD980592497 | EASTMAN KODAK COMPANY | ROCHESTER | 1,057 |
| 11 | NYD986872869 | SAFETY KLEEN | COHOES | 797 |
| 12 | NYD982743312 | SAFETY KLEEN | SYRACUSE | 757 |
| 13 | NYD981556541 | SAFETY KLEEN | LACKAWANNA | 702 |
| 14 | NYD000708172 | SAFETY KLEEN | THORNWOOD | 623 |
| 15 | NYD077444263 | CHEMICAL WASTE DISPOSAL CORP | ASTORIA | 608 |
| 16 | NYD002070118 | SCHENECTADY INTERNATIONAL INC | ROTTERDAM JUNCTION | 570 |
| 17 | NYD013277454 | SOLVENTS & PETROLEUM SERVICE INC | SYRACUSE | 478 |
| 18 | NYD000824482 | OCCIDENTAL CHEMICAL CORPORATION | NIAGARA FALLS | 469 |
| 19 | NYD000632372 | LAIDLAW ENVIRONMENTAL SERVICES (BDT) INC | CLARENCE | 427 |
| 20 | NYD048148175 | MERCURY REFINING COMPANY, INC. | ALBANY | 367 |
| 21 | NYD057722258 | PRIDE SOLVENTS & CHEMICAL CO. INC. | WEST BABYLON | 272 |
| 22 | NYD049178296 | RADIAC RESEARCH CORP. | BROOKLYN | 189 |
| 23 | NYD045662921 | NDL ORGANIZATION | PEEKSKILL | 51 |
| 24 | NYD006866008 | LILCO-HICKSVILLE OPERATIONS CENTER | HICKSVILLE | 45 |
| 25 | NYD000730382 | NIAGARA MOHAWK POWER CORP | LIVERPOOL | 9 |
| 26 | NYD000730408 | NIAGARA MOHAWK POWER CORP | ALBANY | 7 |
| 27 | NYD002047967 | GRUMMAN AEROSPACE CORPORATION | BETHPAGE | 5 |
| 28 | NYD093256063 | GENERAL ELECTRIC COMPANY | FORT EDWARD | 2 |
| 29 | NYD000705905 | CENTRAL HUDSON GAS & ELECTRIC CORP | HIGHLAND | 0 |
| TOTAL | | | | 225,032 |

NOTE: COLUMNS MAY NOT SUM DUE TO ROUNDING.
STATE MAY HAVE FEWER THAN FIFTY FACILITIES THAT RECEIVED WASTE.

## NEW YORK

### 1995 WASTE RECEIPTS, CONTINUED

19 QUANTITY OF RCRA HAZARDOUS WASTE MANAGED, BY MANGEMENT METHOD, LIMITED TO WASTE RECEIVED FROM OFFSITE, 1995

| MANAGEMENT METHOD | SYSTEM TYPE CODE | QUANTITY MANAGED (TONS) | PERCENTAGE OF QUANTITY | NUMBER OF FACILITIES | PERCENTAGE OF FACILITIES |
|---|---|---|---|---|---|
| METALS RECOVERY (FOR REUSE) | M011-M019 | 62,510 | 30.2 | 2 | 18.2 |
| SOLVENTS RECOVERY | M021-M029 | 269 | .1 | 1 | 9.1 |
| INCINERATION | M041-M049 | 1,811 | .9 | 4 | 36.4 |
| ENERGY RECOVERY (REUSE AS FUEL) | M051-M059 | 64 | .0 | 1 | 9.1 |
| FUEL BLENDING | M061 | 1,580 | .8 | 2 | 18.2 |
| AQUEOUS INORGANIC TREATMENT | M071-M079 | 1,056 | .5 | 2 | 18.2 |
| AQUEOUS ORGANIC TREATMENT | M081-M089 | 28,746 | 13.9 | 1 | 9.1 |
| AQUEOUS ORGANIC AND INORGANIC TREATMENT | M091-M099 | 718 | .3 | 1 | 9.1 |
| STABILIZATION | M111-M119 | 85,619 | 41.4 | 1 | 9.1 |
| OTHER TREATMENT | M121-M129 | 1,358 | .7 | 3 | 27.3 |
| LANDFILL | M132 | 23,306 | 11.3 | 1 | 9.1 |
| TOTAL | | 207,038 | 100.0 | 11 | |

20 MANAGEMENT METHOD, BY QUANTITY OF RCRA HAZARDOUS WASTE MANAGED, LIMITED TO WASTE RECEIVED FROM OFFSITE, 1995

| MANAGEMENT METHOD | SYSTEM TYPE CODE | QUANTITY MANAGED (TONS) | PERCENTAGE OF QUANTITY | NUMBER OF FACILITIES | PERCENTAGE OF FACILITIES |
|---|---|---|---|---|---|
| STABILIZATION | M111-M119 | 85,619 | 41.4 | 1 | 9.1 |
| METALS RECOVERY (FOR REUSE) | M011-M019 | 62,510 | 30.2 | 2 | 18.2 |
| AQUEOUS ORGANIC TREATMENT | M081-M089 | 28,746 | 13.9 | 1 | 9.1 |
| LANDFILL | M132 | 23,306 | 11.3 | 1 | 9.1 |
| INCINERATION | M041-M049 | 1,811 | .9 | 4 | 36.4 |
| FUEL BLENDING | M061 | 1,580 | .8 | 2 | 18.2 |
| OTHER TREATMENT | M121-M129 | 1,358 | .7 | 3 | 27.3 |
| AQUEOUS INORGANIC TREATMENT | M071-M079 | 1,056 | .5 | 2 | 18.2 |
| AQUEOUS ORGANIC AND INORGANIC TREATMENT | M091-M099 | 718 | .3 | 1 | 9.1 |
| SOLVENTS RECOVERY | M021-M029 | 269 | .1 | 1 | 9.1 |
| ENERGY RECOVERY (REUSE AS FUEL) | M051-M059 | 64 | .0 | 1 | 9.1 |
| TOTAL | | 207,038 | 100.0 | 11 | |

NOTE: QUANTITY MANAGED ONLY BY STORAGE IS EXCLUDED.
FACILITIES WITH ONLY STORAGE UNITS ARE EXCLUDED.
COLUMNS MAY NOT SUM DUE TO ROUNDING.
COLUMNS MAY NOT SUM TO TOTAL BECAUSE FACILITIES MAY HAVE MULTIPLE HANDLING METHODS.

# NEW YORK

## 1995 WASTE RECEIPTS, CONTINUED

21 MANAGEMENT METHOD AND QUANTITY OF RCRA HAZARDOUS WASTE MANAGED, BY NUMBER OF FACILITIES, LIMITED TO WASTE RECEIVED FROM OFF SITE, 1995

| MANAGEMENT METHOD | SYSTEM TYPE CODE | QUANTITY MANAGED (TONS) | PERCENTAGE OF QUANTITY | NUMBER OF FACILITIES | PERCENTAGE OF FACILITIES |
|---|---|---|---|---|---|
| INCINERATION | M041-M049 | 1,811 | .9 | 4 | 36.4 |
| OTHER TREATMENT | M121-M129 | 1,358 | .7 | 3 | 27.3 |
| METALS RECOVERY (FOR REUSE) | M011-M019 | 62,510 | 30.2 | 2 | 18.2 |
| FUEL BLENDING | M061 | 1,580 | .8 | 2 | 18.2 |
| AQUEOUS INORGANIC TREATMENT | M071-M079 | 1,056 | .5 | 2 | 18.2 |
| SOLVENTS RECOVERY | M021-M029 | 269 | .1 | 1 | 9.1 |
| ENERGY RECOVERY (REUSE AS FUEL) | M051-M059 | 64 | .0 | 1 | 9.1 |
| AQUEOUS ORGANIC TREATMENT | M081-M089 | 28,746 | 13.9 | 1 | 9.1 |
| AQUEOUS ORGANIC AND INORGANIC TREATMENT | M091-M099 | 718 | .3 | 1 | 9.1 |
| STABILIZATION | M111-M119 | 85,619 | 41.4 | 1 | 9.1 |
| LANDFILL | M132 | 23,306 | 11.3 | 1 | 9.1 |
| TOTAL | | 207,038 | 100.0 | 11 | |

NOTE: QUANTITY MANAGED ONLY BY STORAGE IS EXCLUDED.
FACILITIES WITH ONLY STORAGE UNITS ARE EXCLUDED.
COLUMNS MAY NOT SUM DUE TO ROUNDING.
COLUMNS MAY NOT SUM TO TOTAL BECAUSE FACILITIES MAY HAVE MULTIPLE HANDLING METHODS.

## NEW YORK

### 1995 IMPORTS AND EXPORTS

| | | | |
|---|---|---|---|
| 22 | QUANTITY OF RCRA HAZARDOUS WASTE IMPORTED: | 100,299 | TONS |
| 23 | QUANTITY OF RCRA HAZARDOUS WASTE EXPORTED: | 234,886 | TONS |

# NORTH CAROLINA

## 1995 WASTE GENERATION

1 NUMBER OF RCRA LARGE QUANTITY GENERATORS (LQGS): 587

2 QUANTITY OF RCRA HAZARDOUS WASTE GENERATED: 286,339

3 FIFTY LARGEST RCRA HAZARDOUS WASTE GENERATORS IN THE STATE, 1995

| RANK | EPA ID | SITE NAME | CITY | TOTAL GENERATED (TONS) |
|---|---|---|---|---|
| 1 | NCD981021413 | ACCUDYNE, INC. | RALEIGH | 94,539 |
| 2 | NCD085083004 | DANAHER TOOL GROUP | GASTONIA | 47,345 |
| 3 | NCD049773666 | STORK SCREENS AMERICA | CHARLOTTE | 32,722 |
| 4 | NCD041466251 | VEEDER-ROOT COMPANY OF NC | ELIZABETHTOWN | 8,359 |
| 5 | NCD047373766 | GLAXO WELLCOME INC. | GREENVILLE | 6,654 |
| 6 | NCD067200949 | CROFT METALS INC. | LUMBER BRIDGE | 6,582 |
| 7 | NCD000648451 | LAIDLAW ENVIROMENTAL SERVICES (TS),INC | REIDSVILLE | 4,712 |
| 8 | NCD093340487 | FLORIDA STEEL CORPORATION | CHARLOTTE | 4,495 |
| 9 | NCD006997795 | USAIR, INC. | WINSTON-SALEM | 3,704 |
| 10 | NCD980842132 | ECOFLO, INC. | GREENSBORO | 3,442 |
| 11 | NCD042091975 | MALLINCKRODT CHEMICAL, INC | RALEIGH | 2,915 |
| 12 | NCD000623116 | NATIONAL STARCH AND CHEMICAL COMPANY | SALISBURY | 2,783 |
| 13 | NCD991302498 | ENGINEERED CONTROLS INTERNATIONAL, INC. | ELON COLLEGE | 2,703 |
| 14 | NCD003191079 | COASTAL LUMBER COMPANY | WELDON | 2,126 |
| 15 | NCD121700777 | HERITAGE ENVIRONMENTAL SERVICES, INC. | CHARLOTTE | 2,011 |
| 16 | NCD003162542 | BADIN WORKS/ALUMINUM COMPANY OF AMERICA | BADIN | 1,954 |
| 17 | NCD071561864 | THE SHERWIN-WILLIAMS COMPANY | GREENSBORO | 1,901 |
| 18 | NCD018652339 | FREIGHTLINER CORP | CLEVELAND | 1,802 |
| 19 | NCD057450090 | SAFELITE GLASS CORP | ENFIELD | 1,645 |
| 20 | NC1170027261 | MCAS CHERRY POINT | CHERRY POINT | 1,460 |
| 21 | NCD002591014 | SCHRADER BELLOWS | WAKE FOREST | 1,425 |
| 22 | NCD986166338 | ADVANCED ENVIROMENTAL TECHNOLOGY CORP. | CREEDMOOR | 1,400 |
| 23 | NCD049997786 | BASF CORPORATION | MORGANTON | 1,284 |
| 24 | NCD057038168 | COLONIAL PIPELINE COMPANY | GREENSBORO | 1,253 |
| 25 | NCD982077802 | TARHEEL WOOD TREATING CO. INC. | MORRISVILLE | 1,022 |
| 26 | NCD980483275 | HELENA CHEMICAL CO. | ENFIELD | 1,013 |
| 27 | NCD091245498 | FREIGHTLINE CORPOIRATION | MOUNT HOLLY | 1,011 |
| 28 | NCD041415019 | THE VALSPAR CORPORATION | HIGH POINT | 938 |
| 29 | NCD091249417 | HOMELITE-SUBSIDIARY OF DEERE, INC. | GASTONIA | 884 |
| 30 | NCD048467427 | CHEMICAL SPECIALTIES, INC. | HARRISBURG | 817 |
| 31 | NCD003232030 | LILLY IDUSTRIES INC. | HIGH POINT | 785 |
| 32 | NC6170022580 | U. S. MARINE CORPS BASE | CAMP LEJEUNE | 774 |
| 33 | NCD982114373 | KONICA MANUFACTURING | WHITSETT | 679 |
| 34 | NCD041048448 | REXAM, INC. | MATTHEWS | 633 |
| 35 | NCD097363527 | WATTS REGULATOR | SPINDALE | 614 |
| 36 | NCD086872082 | TECHNOGRAPHICS PRINTWORLD | MONROE | 568 |
| 37 | NCD986191781 | SOUTHERN STATES GALVANIZING | ABERDEEN | 564 |
| 38 | NCD986172526 | PESTICIDE DISPOSAL AREA MAGNOLIA LAND CO | SELMA | 541 |
| 39 | NCD067181818 | BAYER CORPORATION | CLAYTON | 537 |
| 40 | NCD093137636 | GENERAL WOOD PRESERVING COMPANY, INC. | LELAND | 534 |
| 41 | NCD045924487 | EASCO ALUMINUM | WINTON | 521 |
| 42 | NCD127257673 | TAKEDA CHEMICAL PRODUCTS USA, INC. | WILMINGTON | 515 |
| 43 | NCD003152501 | SOUTHREN ENGINEERING COMPANY | CHARLOTTE | 509 |
| 44 | NCD067427922 | MOEN INCORPORATED | SANFORD | 506 |
| 45 | NCD990868168 | SUN CHEMICAL CORPORATION | CHARLOTTE | 497 |
| 46 | NCD986166429 | FMC CORPORATION | BESSEMER CITY | 493 |
| 47 | NCD000771964 | FMC CORP LITHUM DIV. CHEMICAL PLANT | BESSEMER CITY | 462 |
| 48 | NCD067441394 | RJ REYNOLDS TOBACCO CO.-604 | WINSTON-SALEM | 461 |
| 49 | NC8210020121 | XVIII AIRBORNE CORPS AND FORT BRAGG | FORT BRAGG | 460 |
| 50 | NCD982086555 | NORTH AMERICAN ROTO ENGRAVER | WINSTON-SALEM | 452 |
| TOTAL | | | | 256,008 |

NOTE: STATE MAY HAVE FEWER THAN FIFTY GENERATORS.

## NORTH CAROLINA

### 1995 WASTE GENERATION, CONTINUED

4 QUANTITIES OF WASTE GENERATED IN 1995 THAT WERE

- REPORTED WITH ONLY CHARACTERISTIC WASTE CODES
- REPORTED WITH ONLY LISTED WASTE CODES
- REPORTED WITH BOTH CHARACTERISTIC AND LISTED WASTE CODES

| WASTE HAS ONLY CHARACTERISTIC CODES | TONS OF WASTE GENERATED | WASTE HAS ONLY LISTED CODES | TONS OF WASTE GENERATED | WASTE HAS BOTH CHARACTERISTIC AND LISTED CODES | TONS OF WASTE GENERATED |
|---|---|---|---|---|---|
| ONLY IGNITABLE | 7,030 | ONLY AN F CODE | 16,049 | | |
| ONLY CORROSIVE | 1,677 | ONLY A K CODE | 9,503 | | |
| ONLY REACTIVE | 447 | ONLY A P CODE | 49 | | |
| ONLY D004-17 | 200,663 | ONLY A U CODE | 659 | | |
| ONLY D018-43 | 4,337 | | | | |
| HAS MORE THAN ONE CHARACTERISTIC CODE | 6,693 | HAS MORE THAN ONE LISTED CODE | 16 | | |
| TOTAL | 220,848 | TOTAL | 26,276 | TOTAL CHAR. AND LISTED | 38,997 |

5 QUANTITIES OF WASTE GENERATED IN 1995 THAT WERE MULTIPLY CODED

| WASTE HAS ONLY CHARACTERISTIC CODES BUT MORE THAN ONE APPLIES | TONS OF WASTE GENERATED | ONLY LISTED CODES BUT HAS MORE THAN ONE | TONS OF WASTE GENERATED | BOTH CHAR. & LISTED CODES | TONS OF WASTE GENERAT |
|---|---|---|---|---|---|
| HAS IGNITABLE CODE | 4,901 | | | IGN. W/ AT LEAST 1 LSTD | 28,8 |
| HAS CORROSIVE CODE | 2,775 | | | CORR. W/ AT LEAST 1 LSTD | 5,4 |
| HAS REACTIVE CODE | 787 | | | REACT. W/ AT LEAST 1 LSTD | 4,7 |
| HAS D004-D017 CODE | 2,668 | | | D004-17 W/ AT LEAST 1 LSTD | 16,5 |
| HAS D018-D043 CODE | 3,806 | | | D018-43 W/ AT LEAST 1 LSTD | 13,8 |
| | | HAS AN F CODE | 16 | F WASTE W/ AT LEAST 1 CHAR | 37,0 |
| | | HAS A K CODE | 0 | K WASTE W/ AT LEAST 1 CHAR | 1 |
| | | HAS A P CODE | 0 | P WASTE W/ AT LEAST 1 CHAR | 2,8 |
| | | HAS A U CODE | 16 | U WASTE W/ AT LEAST 1 CHAR | 6,4 |
| TOTAL | 6,693 | TOTAL | 16 | TOTAL | 38,9 |

NOTE: COLUMNS DO NOT SUM TO TOTAL BECAUSE A WASTE CODE MAY APPLY TO MORE THAN ONE WASTE.
MIXTURES WITH IGNITABLE, CORROSIVE, REACTIVE, D004-17, AND D018-43 CHARACTERISTIC CODES ALSO MAY CONTAIN OTHER CHARACTERISTIC WASTE CODES.
SIMILARLY, WASTES WITH F,K,P, AND U LISTED CODES MAY HAVE OTHER LISTED WASTE CODES.

# NORTH CAROLINA

## 1995 WASTE MANAGEMENT

6 NUMBER OF RCRA TSD FACILITIES: 69

7 QUANITY OF RCRA HAZARDOUS WASTE MANAGED: 199,439 TONS

8 FIFTY LARGEST RCRA HAZARDOUS WASTE MANAGEMENT FACILITIES, 1995

| RANK | EPA ID | SITE NAME | CITY | TONS OF WASTE MANAGED |
|---|---|---|---|---|
| 1 | NCD981021413 | ACCUDYNE, INC. | RALEIGH | 94,344 |
| 2 | NCD091245969 | RADIATOR SPECIALTY COMPANY | MATTHEWS | 42,784 |
| 3 | NCD003213907 | AT&T NETWORK SYSTEM | WINSTON-SALEM | 14,978 |
| 4 | NCD003152642 | CAROLINA SOLITE CORPORATION | NORWOOD | 8,820 |
| 5 | NCD041466251 | VEEDER-ROOT COMPANY OF NC | ELIZABETHTOWN | 8,338 |
| 6 | NCD047373766 | GLAXO WELLCOME INC. | GREENVILLE | 6,492 |
| 7 | NCD067200949 | CROFT METALS INC. | LUMBER BRIDGE | 6,463 |
| 8 | NCD121700777 | HERITAGE ENVIRONMENTAL SERVICES, INC. | CHARLOTTE | 3,186 |
| 9 | NCD991302498 | ENGINEERED CONTROLS INTERNATIONAL, INC. | ELON COLLEGE | 2,678 |
| 10 | NCD042091975 | MALLINCKRODT CHEMICAL, INC | RALEIGH | 2,524 |
| 11 | NCD980842132 | ECOFLO, INC. | GREENSBORO | 1,802 |
| 12 | NCD002591014 | SCHRADER BELLOWS | WAKE FOREST | 1,406 |
| 13 | NCD003173358 | DURABLE WOOD PRESERVERS, INC. | CHARLOTTE | 788 |
| 14 | NCD049773245 | DETREX CORPORATION | CHARLOTTE | 762 |
| 15 | NCD000776740 | SAFETY-KLEEN CORP. | RALEIGH | 602 |
| 16 | NCD980846935 | SAFETY KLEEN CORP | ST PAUL | 584 |
| 17 | NCD079060059 | SAFETY-KLEEN CORP | CHARLOTTE | 554 |
| 18 | NCD077840148 | SAFETY-KLEEN CORP | ARCHDALE | 467 |
| 19 | NCD982086555 | NORTH AMERICAN ROTO ENGRAVER | WINSTON-SALEM | 446 |
| 20 | NC1170027261 | MCAS CHERRY POINT | CHERRY POINT | 397 |
| 21 | NCD001810365 | CLARIANT CORPORATION | CHARLOTTE | 367 |
| 22 | NCD084173830 | QUALITY FOREST PRODUCTS, INC. | ENFIELD | 244 |
| 23 | NCD986166361 | DAY INTERNATIONAL | ARDEN | 160 |
| 24 | NCD044387538 | GRADY-WHITE BOATS INC. | GREENVILLE | 112 |
| 25 | NCD065655599 | GLAXO WELLCOME | RTP | 41 |
| 26 | NCD000830737 | NORTH CAROLINA STATE UNIVERSITY | RALEIGH | 21 |
| 27 | NCD097728000 | CAMPBELL SOUP COMPANY | MAXTON | 17 |
| 28 | NCD047368642 | E.I. DUPONT DE NEMOURS & CO. | DUART | 13 |
| 29 | NCD980840177 | HICKORY CHAIR CO. WOOD PROD. | CONOVER | 13 |
| 30 | NCD044440642 | HICKORY CHAIR CO. | HICKORY | 12 |
| 31 | NC2750890004 | NATL. INST. OF ENVR. HEALTH SCI. | RESEARCH TRIANGLE PARK | 9 |
| 32 | NCD000648451 | LAIDLAW ENVIROMENTAL SERVICES (TS),INC | REIDSVILLE | 8 |
| 33 | NCD000771964 | FMC CORP LITHUM DIV. CHEMICAL PLANT | BESSEMER CITY | 6 |
| 34 | NCD982093783 | UNC HAZARDOUS MATERIALS FACILITY | CHAPEL HILL | 2 |
| 35 | NC8210020121 | XVIII AIRBORNE CORPS AND FORT BRAGG | FORT BRAGG | 0 |
| 36 | NCD033999764 | WALTER KIDDLE AEROSPACE, INC. | WILSON | 0 |
| 37 | NCD095465035 | NEPTCO INCORPORATED | LENOIR | 0 |
| 38 | NCD047369046 | DUPONT EI DE NEMOURS | LELAND | 0 |
| 39 | NCD067178707 | FAWN INDUSTRIES | MIDDLESEX | 0 |
| 40 | NCD986166338 | ADVANCED ENVIROMENTAL TECHNOLOGY CORP. | CREEDMOOR | 0 |
| 41 | NC2690308232 | USCG SUPPORT CENTER | ELIZABETH CITY | 0 |
| TOTAL | | | | 199,439 |

NOTE: COLUMNS MAY NOT SUM DUE TO ROUNDING.
STATE MAY HAVE FEWER THAN FIFTY FACILITIES THAT MANAGED WASTE.
QUANTITY MANAGED ONLY BY STORAGE IS EXCLUDED.

## NORTH CAROLINA

### 1995 WASTE MANAGEMENT, CONTINUED

9 QUANTITY OF RCRA HAZARDOUS WASTE MANAGED BY MANAGEMENT METHOD, 1995

| MANAGEMENT METHOD | SYSTEM TYPE CODE | QUANTITY MANAGED (TONS) | PERCENTAGE OF QUANTITY | NUMBER OF FACILITIES | PERCENTAGE OF FACILITIES |
|---|---|---|---|---|---|
| SOLVENTS RECOVERY | M021-M029 | 1,093 | .5 | 8 | 21.6 |
| OTHER RECOVERY | M031-M039 | 249 | .1 | 2 | 5.4 |
| INCINERATION | M041-M049 | 6,540 | 3.3 | 4 | 10.8 |
| ENERGY RECOVERY (REUSE AS FUEL) | M051-M059 | 11,361 | 5.7 | 3 | 8.1 |
| FUEL BLENDING | M061 | 2,864 | 1.4 | 3 | 8.1 |
| AQUEOUS INORGANIC TREATMENT | M071-M079 | 115,186 | 57.8 | 9 | 24.3 |
| AQUEOUS ORGANIC TREATMENT | M081-M089 | 57,762 | 29.0 | 3 | 8.1 |
| AQUEOUS ORGANIC AND INORGANIC TREATMENT | M091-M099 | 367 | .2 | 1 | 2.7 |
| SLUDGE TREATMENT | M101-M109 | 151 | .1 | 1 | 2.7 |
| OTHER TREATMENT | M121-M129 | 3,857 | 1.9 | 12 | 32.4 |
| LANDFILL | M132 | 8 | .0 | 1 | 2.7 |
| TOTAL | | 199,439 | 100.0 | 37 | |

10 MANAGEMENT METHOD, BY QUANTITY OF RCRA HAZARDOUS WASTE MANAGED, 1995

| MANAGEMENT METHOD | SYSTEM TYPE CODE | QUANTITY MANAGED (TONS) | PERCENTAGE OF QUANTITY | NUMBER OF FACILITIES | PERCENTAGE OF FACILITIES |
|---|---|---|---|---|---|
| AQUEOUS INORGANIC TREATMENT | M071-M079 | 115,186 | 57.8 | 9 | 24.3 |
| AQUEOUS ORGANIC TREATMENT | M081-M089 | 57,762 | 29.0 | 3 | 8.1 |
| ENERGY RECOVERY (REUSE AS FUEL) | M051-M059 | 11,361 | 5.7 | 3 | 8.1 |
| INCINERATION | M041-M049 | 6,540 | 3.3 | 4 | 10.8 |
| OTHER TREATMENT | M121-M129 | 3,857 | 1.9 | 12 | 32.4 |
| FUEL BLENDING | M061 | 2,864 | 1.4 | 3 | 8.1 |
| SOLVENTS RECOVERY | M021-M029 | 1,093 | .5 | 8 | 21.6 |
| AQUEOUS ORGANIC AND INORGANIC TREATMENT | M091-M099 | 367 | .2 | 1 | 2.7 |
| OTHER RECOVERY | M031-M039 | 249 | .1 | 2 | 5.4 |
| SLUDGE TREATMENT | M101-M109 | 151 | .1 | 1 | 2.7 |
| LANDFILL | M132 | 8 | .0 | 1 | 2.7 |
| TOTAL | | 199,439 | 100.0 | 37 | |

NOTE: QUANTITY MANAGED ONLY BY STORAGE IS EXCLUDED.
FACILITIES WITH ONLY STORAGE UNITS ARE EXCLUDED.
COLUMNS MAY NOT SUM DUE TO ROUNDING.
COLUMNS MAY NOT SUM TO TOTAL BECAUSE FACILITIES MAY HAVE MULTIPLE HANDLING METHODS.

# NORTH CAROLINA

## 1995 WASTE MANAGEMENT, CONTINUED

11 MANAGEMENT METHOD AND QUANTITY OF RCRA HAZARDOUS WASTE MANAGED BY NUMBER OF FACILITIES, 1995

| MANAGEMENT METHOD | SYSTEM TYPE CODE | QUANTITY MANAGED (TONS) | PERCENTAGE OF QUANTITY | NUMBER OF FACILITIES | PERCENTAGE OF FACILITIES |
|---|---|---|---|---|---|
| OTHER TREATMENT | M121-M129 | 3,857 | 1.9 | 12 | 32.4 |
| AQUEOUS INORGANIC TREATMENT | M071-M079 | 115,186 | 57.8 | 9 | 24.3 |
| SOLVENTS RECOVERY | M021-M029 | 1,093 | .5 | 8 | 21.6 |
| INCINERATION | M041-M049 | 6,540 | 3.3 | 4 | 10.8 |
| ENERGY RECOVERY (REUSE AS FUEL) | M051-M059 | 11,361 | 5.7 | 3 | 8.1 |
| FUEL BLENDING | M061 | 2,864 | 1.4 | 3 | 8.1 |
| AQUEOUS ORGANIC TREATMENT | M081-M089 | 57,762 | 29.0 | 3 | 8.1 |
| OTHER RECOVERY | M031-M039 | 249 | .1 | 2 | 5.4 |
| AQUEOUS ORGANIC AND INORGANIC TREATMENT | M091-M099 | 367 | .2 | 1 | 2.7 |
| SLUDGE TREATMENT | M101-M109 | 151 | .1 | 1 | 2.7 |
| LANDFILL | M132 | 8 | .0 | 1 | 2.7 |
| TOTAL | | 199,439 | 100.0 | 37 | |

NOTE: QUANTITY MANAGED ONLY BY STORAGE IS EXCLUDED.
FACILITIES WITH ONLY STORAGE UNITS ARE EXCLUDED.
COLUMNS MAY NOT SUM DUE TO ROUNDING.
COLUMNS MAY NOT SUM TO TOTAL BECAUSE FACILITIES MAY HAVE MULTIPLE HANDLING METHODS.

12 QUANTITY AND PERCENTAGE OF RCRA HAZARDOUS WASTEWATER AND NON-WASTEWATER MANAGED IN 1995

| MANAGEMENT TYPE | TONS MANAGED | PERCENTAGE |
|---|---|---|
| WASTEWATER | 177,306 | 88.9 |
| NON-WASTEWATER | 22,132 | 11.1 |
| TOTAL | 199,439 | 100.0 |

## NORTH CAROLINA

### 1995 WASTE SHIPMENTS

13 NUMBER OF RCRA HAZARDOUS WASTE SHIPPERS: 580

14 QUANITIY OF RCRA HAZARDOUS WASTE SHIPPED: 93,784 TONS

15 FIFTY LARGEST RCRA HAZARDOUS WASTE SHIPPERS, 1995

| RANK | EPA ID | SITE NAME | CITY | QUANTITY SHIPPED (TONS) |
|---|---|---|---|---|
| 1 | NCD000773655 | OLDOVER CORPORATION | NORWOOD | 9,123 |
| 2 | NCD000648451 | LAIDLAW ENVIROMENTAL SERVICES (TS),INC | REIDSVILLE | 6,207 |
| 3 | NCD980842132 | ECOFLO, INC. | GREENSBORO | 6,061 |
| 4 | NCD093340487 | FLORIDA STEEL CORPORATION | CHARLOTTE | 4,494 |
| 5 | NCD121700777 | HERITAGE ENVIRONMENTAL SERVICES, INC. | CHARLOTTE | 3,364 |
| 6 | NCD077840148 | SAFETY-KLEEN CORP | ARCHDALE | 3,235 |
| 7 | NCD000623116 | NATIONAL STARCH AND CHEMICAL COMPANY | SALISBURY | 2,457 |
| 8 | NCD061263315 | ASHLAND CHEMICAL COMPANY | CHARLOTTE | 2,357 |
| 9 | NCD003162542 | BADIN WORKS/ALUMINUM COMPANY OF AMERICA | BADIN | 2,248 |
| 10 | NCD018652339 | FREIGHTLINER CORP | CLEVELAND | 1,802 |
| 11 | NCD057450090 | SAFELITE GLASS CORP | ENFIELD | 1,645 |
| 12 | NCD986166338 | ADVANCED ENVIROMENTAL TECHNOLOGY CORP. | CREEDMOOR | 1,401 |
| 13 | NCD079060059 | SAFETY-KLEEN CORP | CHARLOTTE | 1,369 |
| 14 | NCD000776740 | SAFETY-KLEEN CORP. | RALEIGH | 1,345 |
| 15 | NCD980846935 | SAFETY KLEEN CORP | ST PAUL | 1,077 |
| 16 | NC1170027261 | MCAS CHERRY POINT | CHERRY POINT | 1,063 |
| 17 | NCD980483275 | HELENA CHEMICAL CO. | ENFIELD | 1,013 |
| 18 | NCD049997786 | BASF CORPORATION | MORGANTON | 940 |
| 19 | NCD091249417 | HOMELITE-SUBSIDIARY OF DEERE, INC. | GASTONIA | 884 |
| 20 | NCD085083004 | DANAHER TOOL GROUP | GASTONIA | 871 |
| 21 | NC6170022580 | U. S. MARINE CORPS BASE | CAMP LEJEUNE | 818 |
| 22 | NCD048467427 | CHEMICAL SPECIALTIES, INC. | HARRISBURG | 817 |
| 23 | NCD071561864 | THE SHERWIN-WILLIAMS COMPANY | GREENSBORO | 791 |
| 24 | NCD091245498 | FREIGHTLINE CORPOIRATION | MOUNT HOLLY | 729 |
| 25 | NCD982114373 | KONICA MANUFACTURING | WHITSETT | 678 |
| 26 | NCD097363527 | WATTS REGULATOR | SPINDALE | 614 |
| 27 | NCD986191781 | SOUTHERN STATES GALVANIZING | ABERDEEN | 564 |
| 28 | NCD093137636 | GENERAL WOOD PRESERVING COMPANY, INC. | LELAND | 555 |
| 29 | NCD986172526 | PESTICIDE DISPOSAL AREA MAGNOLIA LAND CO | SELMA | 541 |
| 30 | NCD127257673 | TAKEDA CHEMICAL PRODUCTS USA, INC. | WILMINGTON | 529 |
| 31 | NCD003152501 | SOUTHREN ENGINEERING COMPANY | CHARLOTTE | 509 |
| 32 | NCD000055061 | FORTRON INDUSTRIES | WILMINGTON | 508 |
| 33 | NC8210020121 | XVIII AIRBORNE CORPS AND FORT BRAGG | FORT BRAGG | 504 |
| 34 | NCD067427922 | MOEN INCORPORATED | SANFORD | 503 |
| 35 | NCD990868168 | SUN CHEMICAL CORPORATION | CHARLOTTE | 497 |
| 36 | NCD000771964 | FMC CORP LITHUM DIV. CHEMICAL PLANT | BESSEMER CITY | 495 |
| 37 | NCD986166429 | FMC CORPORATION | BESSEMER CITY | 493 |
| 38 | NCD067441394 | RJ REYNOLDS TOBACCO CO.-604 | WINSTON-SALEM | 461 |
| 39 | NCD006390561 | AKZO NOBEL COATING INC. | HIGH POINT | 447 |
| 40 | NCD000735902 | MARATHON OIL COMPANY | PAW CREEK | 420 |
| 41 | NCD086872082 | TECHNOGRAPHICS PRINTWORLD | MONROE | 417 |
| 42 | NCD038547519 | KEMET ELECTRONICS CORP. | SHELBY | 385 |
| 43 | NCD045924487 | EASCO ALUMINUM | WINTON | 381 |
| 44 | NCD047368642 | E.I. DUPONT DE NEMOURS & CO. | DUART | 377 |
| 45 | NCD085074821 | HOECHST CELANESE CORPORATION SOU-TEX PLT | MOUNT HOLLY | 376 |
| 46 | NCD057038168 | COLONIAL PIPELINE COMPANY | GREENSBORO | 362 |
| 47 | NCD067181818 | BAYER CORPORATION | CLAYTON | 356 |
| 48 | NCD062567623 | HENKEL CORP | CHARLOTTE | 349 |
| 49 | NCD003213030 | DOUGLAS BATTERY MFG. COMPANY | WINSTON-SALEM | 344 |
| 50 | NCD042091975 | MALLINCKRODT CHEMICAL, INC | RALEIGH | 344 |
| TOTAL | | | | 68,123 |

NOTE: COLUMNS MAY NOT SUM DUE TO ROUNDING.
STATE MAY HAVE FEWER THAN FIFTY SHIPPERS.

# NORTH CAROLINA

## 1995 WASTE RECEIPTS

16 NUMBER OF RCRA HAZARDOUS WASTE RECEIVERS: 19

17 QUANITIY OF RCRA HAZARDOUS WASTE RECEIVED: 49,795 TONS

18 FIFTY LARGEST RCRA HAZARDOUS WASTE RECEIVERS, 1995

| RANK | EPA ID | SITE NAME | CITY | QUANTITY RECEIVED (TONS) |
|---|---|---|---|---|
| 1 | NCD000648451 | LAIDLAW ENVIROMENTAL SERVICES (TS),INC | REIDSVILLE | 12,222 |
| 2 | NCD003152642 | CAROLINA SOLITE CORPORATION | NORWOOD | 8,820 |
| 3 | NCD000773655 | OLDOVER CORPORATION | NORWOOD | 8,674 |
| 4 | NCD980842132 | ECOFLO, INC. | GREENSBORO | 5,392 |
| 5 | NCD121700777 | HERITAGE ENVIRONMENTAL SERVICES, INC. | CHARLOTTE | 4,170 |
| 6 | NCD077840148 | SAFETY-KLEEN CORP | ARCHDALE | 2,592 |
| 7 | NCD061263315 | ASHLAND CHEMICAL COMPANY | CHARLOTTE | 2,339 |
| 8 | NCD986166338 | ADVANCED ENVIROMENTAL TECHNOLOGY CORP. | CREEDMOOR | 1,386 |
| 9 | NCD079060059 | SAFETY-KLEEN CORP | CHARLOTTE | 1,158 |
| 10 | NCD000776740 | SAFETY-KLEEN CORP. | RALEIGH | 1,033 |
| 11 | NCD980846935 | SAFETY KLEEN CORP | ST PAUL | 1,019 |
| 12 | NCD049773245 | DETREX CORPORATION | CHARLOTTE | 762 |
| 13 | NCD047373766 | GLAXO WELLCOME INC. | GREENVILLE | 61 |
| 14 | NC8210020121 | XVIII AIRBORNE CORPS AND FORT BRAGG | FORT BRAGG | 53 |
| 15 | NCD982093783 | UNC HAZARDOUS MATERIALS FACILITY | CHAPEL HILL | 48 |
| 16 | NCD000771964 | FMC CORP LITHUM DIV. CHEMICAL PLANT | BESSEMER CITY | 46 |
| 17 | NCD065655599 | GLAXO WELLCOME | RTP | 11 |
| 18 | NCD000830737 | NORTH CAROLINA STATE UNIVERSITY | RALEIGH | 6 |
| 19 | NCD052547635 | GLAXO WELLCOME INC. - SOUTH CAMPUS | RESEARCH TRIANGLE PARK | 4 |
| TOTAL | | | | 49,795 |

NOTE: COLUMNS MAY NOT SUM DUE TO ROUNDING.
STATE MAY HAVE FEWER THAN FIFTY FACILITIES THAT RECEIVED WASTE.

## NORTH CAROLINA

### 1995 WASTE RECEIPTS, CONTINUED

19 QUANTITY OF RCRA HAZARDOUS WASTE MANAGED, BY MANGEMENT METHOD, LIMITED TO WASTE RECEIVED FROM OFFSITE, 1995

| MANAGEMENT METHOD | SYSTEM TYPE CODE | QUANTITY MANAGED (TONS) | PERCENTAGE OF QUANTITY | NUMBER OF FACILITIES | PERCENTAGE OF FACILITIES |
|---|---|---|---|---|---|
| SOLVENTS RECOVERY | M021-M029 | 762 | 4.5 | 1 | 8.3 |
| OTHER RECOVERY | M031-M039 | 5 | .0 | 1 | 8.3 |
| INCINERATION | M041-M049 | 72 | .4 | 2 | 16.7 |
| ENERGY RECOVERY (REUSE AS FUEL) | M051-M059 | 8,820 | 52.4 | 1 | 8.3 |
| FUEL BLENDING | M061 | 2,834 | 16.8 | 3 | 25.0 |
| AQUEOUS INORGANIC TREATMENT | M071-M079 | 1,282 | 7.6 | 1 | 8.3 |
| OTHER TREATMENT | M121-M129 | 3,058 | 18.2 | 8 | 66.7 |
| TOTAL | | 16,833 | 100.0 | 12 | |

20 MANAGEMENT METHOD, BY QUANTITY OF RCRA HAZARDOUS WASTE MANAGED, LIMITED TO WASTE RECEIVED FROM OFFSITE, 1995

| MANAGEMENT METHOD | SYSTEM TYPE CODE | QUANTITY MANAGED (TONS) | PERCENTAGE OF QUANTITY | NUMBER OF FACILITIES | PERCENTAGE OF FACILITIES |
|---|---|---|---|---|---|
| ENERGY RECOVERY (REUSE AS FUEL) | M051-M059 | 8,820 | 52.4 | 1 | 8.3 |
| OTHER TREATMENT | M121-M129 | 3,058 | 18.2 | 8 | 66.7 |
| FUEL BLENDING | M061 | 2,834 | 16.8 | 3 | 25.0 |
| AQUEOUS INORGANIC TREATMENT | M071-M079 | 1,282 | 7.6 | 1 | 8.3 |
| SOLVENTS RECOVERY | M021-M029 | 762 | 4.5 | 1 | 8.3 |
| INCINERATION | M041-M049 | 72 | .4 | 2 | 16.7 |
| OTHER RECOVERY | M031-M039 | 5 | .0 | 1 | 8.3 |
| TOTAL | | 16,833 | 100.0 | 12 | |

NOTE: QUANTITY MANAGED ONLY BY STORAGE IS EXCLUDED.
FACILITIES WITH ONLY STORAGE UNITS ARE EXCLUDED.
COLUMNS MAY NOT SUM DUE TO ROUNDING.
COLUMNS MAY NOT SUM TO TOTAL BECAUSE FACILITIES MAY HAVE MULTIPLE HANDLING METHODS.

# NORTH CAROLINA

## 1995 WASTE RECEIPTS, CONTINUED

21 MANAGEMENT METHOD AND QUANTITY OF RCRA HAZARDOUS WASTE MANAGED, BY NUMBER OF FACILITIES, LIMITED TO WASTE RECEIVED FROM OFF SITE, 1995

| MANAGEMENT METHOD | SYSTEM TYPE CODE | QUANTITY MANAGED (TONS) | PERCENTAGE OF QUANTITY | NUMBER OF FACILITIES | PERCENTAGE OF FACILITIES |
|---|---|---|---|---|---|
| OTHER TREATMENT | M121-M129 | 3,058 | 18.2 | 8 | 66.7 |
| FUEL BLENDING | M061 | 2,834 | 16.8 | 3 | 25.0 |
| INCINERATION | M041-M049 | 72 | .4 | 2 | 16.7 |
| SOLVENTS RECOVERY | M021-M029 | 762 | 4.5 | 1 | 8.3 |
| OTHER RECOVERY | M031-M039 | 5 | .0 | 1 | 8.3 |
| ENERGY RECOVERY (REUSE AS FUEL) | M051-M059 | 8,820 | 52.4 | 1 | 8.3 |
| AQUEOUS INORGANIC TREATMENT | M071-M079 | 1,282 | 7.6 | 1 | 8.3 |
| TOTAL | | 16,833 | 100.0 | 12 | |

NOTE: QUANTITY MANAGED ONLY BY STORAGE IS EXCLUDED.
FACILITIES WITH ONLY STORAGE UNITS ARE EXCLUDED.
COLUMNS MAY NOT SUM DUE TO ROUNDING.
COLUMNS MAY NOT SUM TO TOTAL BECAUSE FACILITIES MAY HAVE MULTIPLE HANDLING METHODS.

## NORTH CAROLINA

### 1995 IMPORTS AND EXPORTS

| | | | |
|---|---|---|---|
| 22 | QUANTITY OF RCRA HAZARDOUS WASTE IMPORTED: | 24,104 | TONS |
| 23 | QUANTITY OF RCRA HAZARDOUS WASTE EXPORTED: | 72,579 | TONS |

# NORTH DAKOTA

## 1995 WASTE GENERATION

1 NUMBER OF RCRA LARGE QUANTITY GENERATORS (LQGS): 16

2 QUANTITY OF RCRA HAZARDOUS WASTE GENERATED: 520,226

3 FIFTY LARGEST RCRA HAZARDOUS WASTE GENERATORS IN THE STATE, 1995

| RANK | EPA ID | SITE NAME | CITY | TOTAL GENERATED (TONS) |
|---|---|---|---|---|
| 1 | NDD006175467 | AMOCO OIL COMPANY - MANDAN REFINERY | MANDAN | 518,496 |
| 2 | NDD000716738 | SAFETY-KLEEN CORP - FARGO | FARGO | 458 |
| 3 | NDD986271310 | GALVANIZERS INC | WEST FARGO | 315 |
| 4 | NDD980957070 | SAFETY-KLEEN - BISMARCK | BISMARCK | 313 |
| 5 | ND4571924758 | MINOT AIR FORCE BASE | MINOT AFB | 198 |
| 6 | NDD167721265 | HEALTH CARE INCINERATORS | FARGO | 79 |
| 7 | NDD982591794 | WASTE RECOVERY SERVICES INC. | BELFIELD | 73 |
| 8 | NDD000690594 | DAKOTA GASIFICATION COMPANY | BEULAH | 72 |
| 9 | NDD053426565 | LUCAS AEROSPACE CARGO SYSTEMS | JAMESTOWN | 44 |
| 10 | NDD084497775 | 3M DATA STORAGE PRODUCTS | WAHPETON | 40 |
| 11 | ND3571924759 | GRAND FORKS AIR FORCE BASE ND | GRAND FORKS AFB | 34 |
| 12 | NDD031875719 | WIL-RICH | WAHPETON | 32 |
| 13 | NDD099790818 | TURTLE MOUNTAIN MANUFACTURING | BELSOURT | 20 |
| 14 | NDD051439743 | INDUSTRIAL PLATING CORPORATION | WAHPETON | 19 |
| 15 | NDD031852478 | FARSTAD OIL INC. | MINOT | 19 |
| 16 | NDD990872590 | CASE CORPORATION | FARGO | 12 |
| TOTAL | | | | 520,226 |

NOTE: STATE MAY HAVE FEWER THAN FIFTY GENERATORS.

## NORTH DAKOTA

### 1995 WASTE GENERATION, CONTINUED

4 QUANTITIES OF WASTE GENERATED IN 1995 THAT WERE

- REPORTED WITH ONLY CHARACTERISTIC WASTE CODES
- REPORTED WITH ONLY LISTED WASTE CODES
- REPORTED WITH BOTH CHARACTERISTIC AND LISTED WASTE CODES

| WASTE HAS ONLY CHARACTERISTIC CODES | TONS OF WASTE GENERATED | WASTE HAS ONLY LISTED CODES | TONS OF WASTE GENERATED | WASTE HAS BOTH CHARACTERISTIC AND LISTED CODES | TONS OF WASTE GENERATED |
|---|---|---|---|---|---|
| ONLY IGNITABLE | 8 | ONLY AN F CODE | 32 | | |
| ONLY CORROSIVE | 4 | ONLY A K CODE | 6 | | |
| ONLY REACTIVE | 0 | ONLY A P CODE | 0 | | |
| ONLY D004-17 | 185 | ONLY A U CODE | 0 | | |
| ONLY D018-43 | 518,073 | | | | |
| HAS MORE THAN ONE CHARACTERISTIC CODE | 1,160 | HAS MORE THAN ONE LISTED CODE | 362 | | |
| TOTAL | 519,431 | TOTAL | 401 | TOTAL CHAR. AND LISTED | 391 |

5 QUANTITIES OF WASTE GENERATED IN 1995 THAT WERE MULTIPLY CODED

| WASTE HAS ONLY CHARACTERISTIC CODES BUT MORE THAN ONE APPLIES | TONS OF WASTE GENERATED | ONLY LISTED CODES BUT HAS MORE THAN ONE | TONS OF WASTE GENERATED | BOTH CHAR. & LISTED CODES | TONS OF WASTE GENERATE |
|---|---|---|---|---|---|
| HAS IGNITABLE CODE | 737 | | | IGN. W/ AT LEAST 1 LSTD | 29 |
| HAS CORROSIVE CODE | 371 | | | CORR. W/ AT LEAST 1 LSTD | |
| HAS REACTIVE CODE | 51 | | | REACT. W/ AT LEAST 1 LSTD | |
| HAS D004-D017 CODE | 1,152 | | | D004-17 W/ AT LEAST 1 LSTD | 25 |
| HAS D018-D043 CODE | 787 | | | D018-43 W/ AT LEAST 1 LSTD | 22 |
| | | HAS AN F CODE | 362 | F WASTE W/ AT LEAST 1 CHAR | 39 |
| | | HAS A K CODE | 362 | K WASTE W/ AT LEAST 1 CHAR | |
| | | HAS A P CODE | 0 | P WASTE W/ AT LEAST 1 CHAR | |
| | | HAS A U CODE | 0 | U WASTE W/ AT LEAST 1 CHAR | |
| TOTAL | 1,160 | TOTAL | 362 | TOTAL | 39 |

NOTE: COLUMNS DO NOT SUM TO TOTAL BECAUSE A WASTE CODE MAY APPLY TO MORE THAN ONE WASTE.
MIXTURES WITH IGNITABLE, CORROSIVE, REACTIVE, D004-17, AND D018-43 CHARACTERISTIC CODES ALSO MAY CONTAIN OTHER CHARACTERISTIC WASTE CODES.
SIMILARLY, WASTES WITH F,K,P, AND U LISTED CODES MAY HAVE OTHER LISTED WASTE CODES.

# NORTH DAKOTA

## 1995 WASTE MANAGEMENT

6 NUMBER OF RCRA TSD FACILITIES: 7

7 QUANITY OF RCRA HAZARDOUS WASTE MANAGED: 518,043 TONS

8 FIFTY LARGEST RCRA HAZARDOUS WASTE MANAGEMENT FACILITIES, 1995

| RANK | EPA ID | SITE NAME | CITY | TONS OF WASTE MANAGED |
|---|---|---|---|---|
| 1 | NDD006175467 | AMOCO OIL COMPANY - MANDAN REFINERY | MANDAN | 518,030 |
| 2 | NDD000690594 | DAKOTA GASIFICATION COMPANY | BEULAH | 12 |
| 3 | ND3571924759 | GRAND FORKS AIR FORCE BASE ND | GRAND FORKS AFB | 1 |
| 4 | ND4571924758 | MINOT AIR FORCE BASE | MINOT AFB | 0 |
| TOTAL | | | | 518,043 |

NOTE: COLUMNS MAY NOT SUM DUE TO ROUNDING.
STATE MAY HAVE FEWER THAN FIFTY FACILITIES THAT MANAGED WASTE.
QUANTITY MANAGED ONLY BY STORAGE IS EXCLUDED.

## NORTH DAKOTA

### 1995 WASTE MANAGEMENT, CONTINUED

9 QUANTITY OF RCRA HAZARDOUS WASTE MANAGED BY MANAGEMENT METHOD, 1995

| MANAGEMENT METHOD | SYSTEM TYPE CODE | QUANTITY MANAGED (TONS) | PERCENTAGE OF QUANTITY | NUMBER OF FACILITIES | PERCENTAGE OF FACILITIES |
|---|---|---|---|---|---|
| METALS RECOVERY (FOR REUSE) | M011-M019 | 1 | .0 | 1 | 33.3 |
| ENERGY RECOVERY (REUSE AS FUEL) | M051-M059 | 12 | .0 | 1 | 33.3 |
| AQUEOUS ORGANIC TREATMENT | M081-M089 | 518,030 | 100.0 | 1 | 33.3 |
| STABILIZATION | M111-M119 | 0 | .0 | 1 | 33.3 |
| TOTAL | | 518,043 | 100.0 | 3 | |

10 MANAGEMENT METHOD, BY QUANTITY OF RCRA HAZARDOUS WASTE MANAGED, 1995

| MANAGEMENT METHOD | SYSTEM TYPE CODE | QUANTITY MANAGED (TONS) | PERCENTAGE OF QUANTITY | NUMBER OF FACILITIES | PERCENTAGE OF FACILITIES |
|---|---|---|---|---|---|
| AQUEOUS ORGANIC TREATMENT | M081-M089 | 518,030 | 100.0 | 1 | 33.3 |
| ENERGY RECOVERY (REUSE AS FUEL) | M051-M059 | 12 | .0 | 1 | 33.3 |
| METALS RECOVERY (FOR REUSE) | M011-M019 | 1 | .0 | 1 | 33.3 |
| STABILIZATION | M111-M119 | 0 | .0 | 1 | 33.3 |
| TOTAL | | 518,043 | 100.0 | 3 | |

NOTE: QUANTITY MANAGED ONLY BY STORAGE IS EXCLUDED.
FACILITIES WITH ONLY STORAGE UNITS ARE EXCLUDED.
COLUMNS MAY NOT SUM DUE TO ROUNDING.
COLUMNS MAY NOT SUM TO TOTAL BECAUSE FACILITIES MAY HAVE MULTIPLE HANDLING METHODS.

# NORTH DAKOTA

## 1995 WASTE MANAGEMENT, CONTINUED

11 MANAGEMENT METHOD AND QUANTITY OF RCRA HAZARDOUS WASTE MANAGED BY NUMBER OF FACILITIES, 1995

| MANAGEMENT METHOD | SYSTEM TYPE CODE | QUANTITY MANAGED (TONS) | PERCENTAGE OF QUANTITY | NUMBER OF FACILITIES | PERCENTAGE OF FACILITIES |
|---|---|---|---|---|---|
| METALS RECOVERY (FOR REUSE) | M011-M019 | 1 | .0 | 1 | 33.3 |
| ENERGY RECOVERY (REUSE AS FUEL) | M051-M059 | 12 | .0 | 1 | 33.3 |
| AQUEOUS ORGANIC TREATMENT | M081-M089 | 518,030 | 100.0 | 1 | 33.3 |
| STABILIZATION | M111-M119 | 0 | .0 | 1 | 33.3 |
| TOTAL | | 518,043 | 100.0 | 3 | |

NOTE: QUANTITY MANAGED ONLY BY STORAGE IS EXCLUDED.
FACILITIES WITH ONLY STORAGE UNITS ARE EXCLUDED.
COLUMNS MAY NOT SUM DUE TO ROUNDING.
COLUMNS MAY NOT SUM TO TOTAL BECAUSE FACILITIES MAY HAVE MULTIPLE HANDLING METHODS.

12 QUANTITY AND PERCENTAGE OF RCRA HAZARDOUS WASTEWATER AND NON-WASTEWATER MANAGED IN 1995

| MANAGEMENT TYPE | TONS MANAGED | PERCENTAGE |
|---|---|---|
| WASTEWATER | 518,030 | 100.0 |
| NON-WASTEWATER | 13 | .0 |
| TOTAL | 518,043 | 100.0 |

## NORTH DAKOTA

### 1995 WASTE SHIPMENTS

13 NUMBER OF RCRA HAZARDOUS WASTE SHIPPERS: 16

14 QUANITIY OF RCRA HAZARDOUS WASTE SHIPPED: 2,326 TONS

15 FIFTY LARGEST RCRA HAZARDOUS WASTE SHIPPERS, 1995

| RANK | EPA ID | SITE NAME | CITY | QUANTITY SHIPPED (TONS) |
|---|---|---|---|---|
| 1 | NDD006175467 | AMOCO OIL COMPANY - MANDAN REFINERY | MANDAN | 540 |
| 2 | NDD000716738 | SAFETY-KLEEN CORP - FARGO | FARGO | 471 |
| 3 | NDD986271310 | GALVANIZERS INC | WEST FARGO | 315 |
| 4 | NDD980957070 | SAFETY-KLEEN - BISMARCK | BISMARCK | 312 |
| 5 | ND4571924758 | MINOT AIR FORCE BASE | MINOT AFB | 195 |
| 6 | NDD000690594 | DAKOTA GASIFICATION COMPANY | BEULAH | 115 |
| 7 | NDD167721265 | HEALTH CARE INCINERATORS | FARGO | 79 |
| 8 | NDD982591794 | WASTE RECOVERY SERVICES INC. | BELFIELD | 73 |
| 9 | NDD053426565 | LUCAS AEROSPACE CARGO SYSTEMS | JAMESTOWN | 44 |
| 10 | NDD084497775 | 3M DATA STORAGE PRODUCTS | WAHPETON | 40 |
| 11 | ND3571924759 | GRAND FORKS AIR FORCE BASE ND | GRAND FORKS AFB | 38 |
| 12 | NDD031875719 | WIL-RICH | WAHPETON | 32 |
| 13 | NDD099790818 | TURTLE MOUNTAIN MANUFACTURING | BELSOURT | 20 |
| 14 | NDD051439743 | INDUSTRIAL PLATING CORPORATION | WAHPETON | 19 |
| 15 | NDD031852478 | FARSTAD OIL INC. | MINOT | 19 |
| 16 | NDD990872590 | CASE CORPORATION | FARGO | 12 |
| TOTAL | | | | 2,326 |

NOTE: COLUMNS MAY NOT SUM DUE TO ROUNDING.
STATE MAY HAVE FEWER THAN FIFTY SHIPPERS.

# NORTH DAKOTA

## 1995 WASTE RECEIPTS

16 NUMBER OF RCRA HAZARDOUS WASTE RECEIVERS: 5

17 QUANITIY OF RCRA HAZARDOUS WASTE RECEIVED: 801 TONS

18 FIFTY LARGEST RCRA HAZARDOUS WASTE RECEIVERS, 1995

| RANK | EPA ID | SITE NAME | CITY | QUANTITY RECEIVED (TONS) |
|---|---|---|---|---|
| 1 | NDD000716738 | SAFETY-KLEEN CORP - FARGO | FARGO | 358 |
| 2 | NDD980957070 | SAFETY-KLEEN - BISMARCK | BISMARCK | 330 |
| 3 | NDD982591794 | WASTE RECOVERY SERVICES INC. | BELFIELD | 108 |
| 4 | ND3571924759 | GRAND FORKS AIR FORCE BASE ND | GRAND FORKS AFB | 4 |
| 5 | ND4571924758 | MINOT AIR FORCE BASE | MINOT AFB | 1 |
| TOTAL | | | | 801 |

NOTE: COLUMNS MAY NOT SUM DUE TO ROUNDING.
STATE MAY HAVE FEWER THAN FIFTY FACILITIES THAT RECEIVED WASTE.

## NORTH DAKOTA

### 1995 WASTE RECEIPTS, CONTINUED

19 QUANTITY OF RCRA HAZARDOUS WASTE MANAGED, BY MANGEMENT METHOD, LIMITED TO WASTE RECEIVED FROM OFFSITE, 1995

| MANAGEMENT METHOD | SYSTEM TYPE CODE | QUANTITY MANAGED (TONS) | PERCENTAGE OF QUANTITY | NUMBER OF FACILITIES | PERCENTAGE OF FACILITIES |
|---|---|---|---|---|---|
| METALS RECOVERY (FOR REUSE) | M011-M019 | 1 | 100.0 | 1 | 100.0 |
| TOTAL | | 1 | 100.0 | 1 | |

20 MANAGEMENT METHOD, BY QUANTITY OF RCRA HAZARDOUS WASTE MANAGED, LIMITED TO WASTE RECEIVED FROM OFFSITE, 1995

| MANAGEMENT METHOD | SYSTEM TYPE CODE | QUANTITY MANAGED (TONS) | PERCENTAGE OF QUANTITY | NUMBER OF FACILITIES | PERCENTAGE OF FACILITIES |
|---|---|---|---|---|---|
| METALS RECOVERY (FOR REUSE) | M011-M019 | 1 | 100.0 | 1 | 100.0 |
| TOTAL | | 1 | 100.0 | 1 | |

NOTE: QUANTITY MANAGED ONLY BY STORAGE IS EXCLUDED.
FACILITIES WITH ONLY STORAGE UNITS ARE EXCLUDED.
COLUMNS MAY NOT SUM DUE TO ROUNDING.
COLUMNS MAY NOT SUM TO TOTAL BECAUSE FACILITIES MAY HAVE MULTIPLE HANDLING METHODS.

# NORTH DAKOTA

## 1995 WASTE RECEIPTS, CONTINUED

21 MANAGEMENT METHOD AND QUANTITY OF RCRA HAZARDOUS WASTE MANAGED, BY NUMBER OF FACILITIES, LIMITED TO WASTE RECEIVED FROM OFF SITE, 1995

| MANAGEMENT METHOD | SYSTEM TYPE CODE | QUANTITY MANAGED (TONS) | PERCENTAGE OF QUANTITY | NUMBER OF FACILITIES | PERCENTAGE OF FACILITIES |
|---|---|---|---|---|---|
| METALS RECOVERY (FOR REUSE) | M011-M019 | 1 | 100.0 | 1 | 100.0 |
| TOTAL | | 1 | 100.0 | 1 | |

NOTE: QUANTITY MANAGED ONLY BY STORAGE IS EXCLUDED.
FACILITIES WITH ONLY STORAGE UNITS ARE EXCLUDED.
COLUMNS MAY NOT SUM DUE TO ROUNDING.
COLUMNS MAY NOT SUM TO TOTAL BECAUSE FACILITIES MAY HAVE MULTIPLE HANDLING METHODS.

## NORTH DAKOTA

### 1995 IMPORTS AND EXPORTS

| | | | |
|---|---|---|---|
| 22 | QUANTITY OF RCRA HAZARDOUS WASTE IMPORTED: | 361 | TONS |
| 23 | QUANTITY OF RCRA HAZARDOUS WASTE EXPORTED: | 2,181 | TONS |

# OHIO

## 1995 WASTE GENERATION

1 NUMBER OF RCRA LARGE QUANTITY GENERATORS (LQGS): 1,354

2 QUANTITY OF RCRA HAZARDOUS WASTE GENERATED: 1,774,939

3 FIFTY LARGEST RCRA HAZARDOUS WASTE GENERATORS IN THE STATE, 1995

| RANK | EPA ID | SITE NAME | CITY | TOTAL GENERATED (TONS) |
|---|---|---|---|---|
| 1 | OHD042157644 | BP CHEMICALS INC | LIMA | 993,049 |
| 2 | OHD076741149 | SCM CHEMICALS INC | ASHTABULA | 96,847 |
| 3 | OHD004228003 | REPUBLIC ENG STEELS CANTON PLANT | CANTON | 92,288 |
| 4 | OHD005108477 | ARISTECH CHEMICAL CORPORATION | HAVERHILL | 46,414 |
| 5 | OHD005048947 | SYSTECH ENVIRONMENTAL CORP | PAULDING | 39,922 |
| 6 | OHO000923441 | JENNISON-WRIGHT SITE | TOLEDO | 28,675 |
| 7 | OHD004281598 | ARMCO INC. - ZANESVILLE OPERATIONS | ZANESVILLE | 24,515 |
| 8 | OHD980587364 | SAFETY-KLEEN CORP. - HEBRON | HEBRON | 23,900 |
| 9 | OHD980613541 | WASTE TECHNOLOGIES INDUSTRIES | EAST LIVERPOOL | 22,036 |
| 10 | OHD004379970 | ORMET PRIMARY ALUMINUM CORPORATION | HANNIBAL | 15,963 |
| 11 | OHD004172623 | LUBRIZOL CORPORATION | PAINESVILLE | 15,938 |
| 12 | OHD004465100 | TIMKEN COMPANY | CANTON | 14,177 |
| 13 | OHD020273819 | CHEMICAL WASTE MANAGEMENT INC | VICKERY | 10,128 |
| 14 | OHD087433744 | CECOS INTERNATIONAL | WILLIAMSBURG | 9,351 |
| 15 | OHD004855292 | QUALITY CHEMICALS INC | DAYTON | 9,023 |
| 16 | OHD000724088 | EAGLEBROOK INC | CLEVELAND | 8,390 |
| 17 | OHD004227708 | REPUBLIC ENGINEERED STEELS INC | MASSILLON | 7,858 |
| 18 | OHD076796887 | BASF CORPORATION | GREENVILLE | 7,359 |
| 19 | OHD980897656 | CHEMICAL SOLVENTS | CLEVELAND | 7,294 |
| 20 | OHD016077802 | NORTH STAR STEEL OHIO | YOUNGSTOWN | 7,051 |
| 21 | OHD004274031 | PERMA-FIX OF DAYTON | DAYTON | 6,930 |
| 22 | OHD131726481 | BFI GLENWILLOW SANITARY LANDFILL | GLENWILLOW | 6,759 |
| 23 | OHD032271975 | MARION STEEL COMPANY | MARION | 6,659 |
| 24 | OHD004210563 | DOVER CHEMICAL CORPORATION | DOVER | 6,653 |
| 25 | OHD981529688 | AMOCO PERFORMANCE PRODUCTS INC | MARIETTA | 6,451 |
| 26 | OHD987054657 | HAMPSHIRE CHEMICAL CORPORATION | LIMA | 6,060 |
| 27 | OHD004157418 | ARMCO INC MANSFIELD OPERATIONS | MANSFIELD | 5,908 |
| 28 | OHD061731857 | COPPERWELD STEEL COMPANY | WARREN | 4,202 |
| 29 | OHD038703484 | PHILIPS DISPLAY COMPONENTS | OTTAWA | 4,191 |
| 30 | OHD082964313 | WHEELING-PITTSBURGH STEEL CORPORATION | YORKVILLE | 4,039 |
| 31 | OHD982072688 | OHIO DEPT OF TRANSPORTATION DIST 11 | NEW PHILADELPHIA | 3,800 |
| 32 | OHD004465167 | TIMKEN COMPANY - WOOSTER STEEL PLANT | WOOSTER | 3,509 |
| 33 | OHD004347308 | PPG INDUSTRIES INC. | DELAWARE | 3,503 |
| 34 | OHD004460143 | PPG INDUSTRIES | CLEVELAND | 3,205 |
| 35 | OHD005057542 | BP OIL CO - TOLEDO REFINERY | OREGON | 3,181 |
| 36 | OHD004218673 | LTV STEEL CO INC CLEVELAND EAST | CLEVELAND | 3,123 |
| 37 | OHD004234480 | AK STEEL CORPORATION MIDDLETOWN WORKS | MIDDLETOWN | 3,098 |
| 38 | OHD004461927 | GREER STEEL COMPANY | DOVER | 3,085 |
| 39 | OHD005051826 | BP OIL CO - LIMA REFINERY | LIMA | 2,885 |
| 40 | OHD004954343 | SPS TECHNOLOGIES INC | CLEVELAND | 2,675 |
| 41 | OHD000810382 | WHEELING-PITTSBURGH STEEL CORPORATION | STEUBENVILLE | 2,668 |
| 42 | OHD980700942 | ECOLOTEC INCORPORATED | DAYTON | 2,636 |
| 43 | OHD005041843 | DUPONT AP TOLEDO PLANT | TOLEDO | 2,609 |
| 44 | OHD987053006 | NISIM INC | EUCLID | 2,488 |
| 45 | OHD048107049 | ASHLAND PETROLEUM CANTON REFINERY | CANTON | 2,324 |
| 46 | OHD004469375 | ALLIANCE TUBULAR PRODUCTS | ALLIANCE | 2,318 |
| 47 | OHD004198784 | BEAZER EAST INC | YOUNGSTOWN | 2,256 |
| 48 | OHD987044187 | GOODYEAR TIRE & RUBBER AKRON FILM PLANT | AKRON | 2,068 |
| 49 | OHD986979425 | GREGORY COIL GALVANIZING | CANTON | 2,046 |
| 50 | OHD980610018 | RUETGERS NEASE CORP | SALEM | 2,026 |
| TOTAL | | | | 1,593,532 |

NOTE: STATE MAY HAVE FEWER THAN FIFTY GENERATORS.

## OHIO

### 1995 WASTE GENERATION, CONTINUED

4 QUANTITIES OF WASTE GENERATED IN 1995 THAT WERE

- REPORTED WITH ONLY CHARACTERISTIC WASTE CODES
- REPORTED WITH ONLY LISTED WASTE CODES
- REPORTED WITH BOTH CHARACTERISTIC AND LISTED WASTE CODES

| WASTE HAS ONLY CHARACTERISTIC CODES | TONS OF WASTE GENERATED | WASTE HAS ONLY LISTED CODES | TONS OF WASTE GENERATED | WASTE HAS BOTH CHARACTERISTIC AND LISTED CODES | TONS OF WASTE GENERATED |
|---|---|---|---|---|---|
| ONLY IGNITABLE | 19,436 | ONLY AN F CODE | 77,305 | | |
| ONLY CORROSIVE | 33,311 | ONLY A K CODE | 1,120,547 | | |
| ONLY REACTIVE | 185 | ONLY A P CODE | 5 | | |
| ONLY D004-17 | 41,386 | ONLY A U CODE | 9,084 | | |
| ONLY D018-43 | 12,361 | | | | |
| HAS MORE THAN ONE CHARACTERISTIC CODE | 224,558 | HAS MORE THAN ONE LISTED CODE | 3,473 | | |
| TOTAL | 331,237 | TOTAL | 1,210,413 | TOTAL CHAR. AND LISTED | 233,288 |

5 QUANTITIES OF WASTE GENERATED IN 1995 THAT WERE MULTIPLY CODED

| WASTE HAS ONLY CHARACTERISTIC CODES BUT MORE THAN ONE APPLIES | TONS OF WASTE GENERATED | ONLY LISTED CODES BUT HAS MORE THAN ONE | TONS OF WASTE GENERATED | BOTH CHAR. & LISTED CODES | TONS OF WASTE GENERATE |
|---|---|---|---|---|---|
| HAS IGNITABLE CODE | 98,721 | | | IGN. W/ AT LEAST 1 LSTD | 156,57 |
| HAS CORROSIVE CODE | 129,935 | | | CORR. W/ AT LEAST 1 LSTD | 78,54 |
| HAS REACTIVE CODE | 1,579 | | | REACT. W/ AT LEAST 1 LSTD | 18,81 |
| HAS D004-D017 CODE | 197,160 | | | D004-17 W/ AT LEAST 1 LSTD | 122,21 |
| HAS D018-D043 CODE | 99,590 | | | D018-43 W/ AT LEAST 1 LSTD | 140,21 |
| | | HAS AN F CODE | 3,469 | F WASTE W/ AT LEAST 1 CHAR | 173,54 |
| | | HAS A K CODE | 2,782 | K WASTE W/ AT LEAST 1 CHAR | 126,81 |
| | | HAS A P CODE | 6 | P WASTE W/ AT LEAST 1 CHAR | 10,93 |
| | | HAS A U CODE | 692 | U WASTE W/ AT LEAST 1 CHAR | 72,53 |
| TOTAL | 224,558 | TOTAL | 3,473 | TOTAL | 233,28 |

NOTE: COLUMNS DO NOT SUM TO TOTAL BECAUSE A WASTE CODE MAY APPLY TO MORE THAN ONE WASTE.
MIXTURES WITH IGNITABLE, CORROSIVE, REACTIVE, D004-17, AND D018-43 CHARACTERISTIC CODES ALSO MAY CONTAIN OTHER CHARACTERISTIC WASTE CODES.
SIMILARLY, WASTES WITH F,K,P, AND U LISTED CODES MAY HAVE OTHER LISTED WASTE CODES.

# OHIO

## 1995 WASTE MANAGEMENT

6 NUMBER OF RCRA TSD FACILITIES: 59

7 QUANITY OF RCRA HAZARDOUS WASTE MANAGED: 1,377,294 TONS

8 FIFTY LARGEST RCRA HAZARDOUS WASTE MANAGEMENT FACILITIES, 1995

| RANK | EPA ID | SITE NAME | CITY | TONS OF WASTE MANAGED |
|---|---|---|---|---|
| 1 | OHD042157644 | BP CHEMICALS INC | LIMA | 992,634 |
| 2 | OHD020273819 | CHEMICAL WASTE MANAGEMENT INC | VICKERY | 117,170 |
| 3 | OHD980613541 | WASTE TECHNOLOGIES INDUSTRIES | EAST LIVERPOOL | 51,916 |
| 4 | OHD005108477 | ARISTECH CHEMICAL CORPORATION | HAVERHILL | 45,266 |
| 5 | OHD980587364 | SAFETY-KLEEN CORP. - HEBRON | HEBRON | 44,103 |
| 6 | OHD987048733 | LAFARGE CORPORATION | PAULDING | 39,488 |
| 7 | OHD005048947 | SYSTECH ENVIRONMENTAL CORP | PAULDING | 39,130 |
| 8 | OHD004172623 | LUBRIZOL CORPORATION | PAINESVILLE | 11,699 |
| 9 | OHD980897656 | CHEMICAL SOLVENTS | CLEVELAND | 8,158 |
| 10 | OHD981529688 | AMOCO PERFORMANCE PRODUCTS INC | MARIETTA | 6,005 |
| 11 | OHD004274031 | PERMA-FIX OF DAYTON | DAYTON | 5,926 |
| 12 | OHD980700942 | ECOLOTEC INCORPORATED | DAYTON | 5,253 |
| 13 | OHD060409521 | WCI STEEL INC | WARREN | 3,727 |
| 14 | OHD087433744 | CECOS INTERNATIONAL | WILLIAMSBURG | 2,113 |
| 15 | OHD986983237 | ENVIRONMENTAL PURIFICATION INDUSTRIES | TOLEDO | 1,579 |
| 16 | OHD004343117 | SHELL CHEMICAL COMPANY | BELPRE | 1,261 |
| 17 | OHD004233003 | BAYER CORPORATION - POLYMERS DIVISION | ADDYSTON | 1,231 |
| 18 | OHD004172565 | LUBRIZOL CORPORATION | WICKLIFFE | 488 |
| 19 | OHD004293775 | AUSTIN POWDER COMPANY | MCARTHUR | 55 |
| 20 | OHD005057542 | BP OIL CO - TOLEDO REFINERY | OREGON | 44 |
| 21 | OHD046202602 | AZTEC PEROXIDES INC. | ELYRIA | 33 |
| 22 | OHD000810242 | RMI TITANIUM COMPANY SODIUM PLANT | ASHTABULA | 15 |
| 23 | OH6890008984 | US DEPARTMENT OF ENERGY MOUND FACILITY | MIAMISBURG | 0 |
| 24 | OHD003913308 | OCCIDENTAL CHEMICAL CORPORATION | ASHTABULA | 0 |
| 25 | OHD004198917 | PPG INDUSTRIES INC | BARBERTON | 0 |
| 26 | OHD005041843 | DUPONT AP TOLEDO PLANT | TOLEDO | 0 |
| 27 | OHD045557766 | DELPHI CHASSIS SYSTEMS, NEEDMORE OP | DAYTON | 0 |
| 28 | OHD060928561 | DELPHI CHASSIS SYSTEMS | DAYTON | 0 |
| 29 | OH7571724312 | DEPARTMENT OF THE AIR FORCE BASE AREA A | WRIGHT PATTERSON AFB | 0 |
| 30 | OH7890008983 | U.S. DEPARTMENT OF ENERGY - PORTSMOUTH | PIKETON | 0 |
| TOTAL | | | | 1,377,294 |

NOTE: COLUMNS MAY NOT SUM DUE TO ROUNDING.
STATE MAY HAVE FEWER THAN FIFTY FACILITIES THAT MANAGED WASTE.
QUANTITY MANAGED ONLY BY STORAGE IS EXCLUDED.

## OHIO

### 1995 WASTE MANAGEMENT, CONTINUED

9 QUANTITY OF RCRA HAZARDOUS WASTE MANAGED BY MANAGEMENT METHOD, 1995

| MANAGEMENT METHOD | SYSTEM TYPE CODE | QUANTITY MANAGED (TONS) | PERCENTAGE OF QUANTITY | NUMBER OF FACILITIES | PERCENTAGE OF FACILITIES |
|---|---|---|---|---|---|
| SOLVENTS RECOVERY | M021-M029 | 45,997 | 3.3 | 2 | 8.7 |
| OTHER RECOVERY | M031-M039 | 3,727 | .3 | 1 | 4.3 |
| INCINERATION | M041-M049 | 64,463 | 4.7 | 4 | 17.4 |
| ENERGY RECOVERY (REUSE AS FUEL) | M051-M059 | 87,246 | 6.3 | 4 | 17.4 |
| FUEL BLENDING | M061 | 52,618 | 3.8 | 6 | 26.1 |
| AQUEOUS INORGANIC TREATMENT | M071-M079 | 2,113 | .2 | 1 | 4.3 |
| AQUEOUS ORGANIC TREATMENT | M081-M089 | 6,005 | .4 | 1 | 4.3 |
| SLUDGE TREATMENT | M101-M109 | 516 | .0 | 1 | 4.3 |
| STABILIZATION | M111-M119 | 3,289 | .2 | 1 | 4.3 |
| OTHER TREATMENT | M121-M129 | 2,331 | .2 | 6 | 26.1 |
| LANDFILL | M132 | 0 | .0 | 1 | 4.3 |
| DEEPWELL / UNDERGROUND INJECTION | M134 | 1,108,989 | 80.5 | 2 | 8.7 |
| TOTAL | | 1,377,294 | 100.0 | 23 | |

10 MANAGEMENT METHOD, BY QUANTITY OF RCRA HAZARDOUS WASTE MANAGED, 1995

| MANAGEMENT METHOD | SYSTEM TYPE CODE | QUANTITY MANAGED (TONS) | PERCENTAGE OF QUANTITY | NUMBER OF FACILITIES | PERCENTAGE OF FACILITIES |
|---|---|---|---|---|---|
| DEEPWELL / UNDERGROUND INJECTION | M134 | 1,108,989 | 80.5 | 2 | 8.7 |
| ENERGY RECOVERY (REUSE AS FUEL) | M051-M059 | 87,246 | 6.3 | 4 | 17.4 |
| INCINERATION | M041-M049 | 64,463 | 4.7 | 4 | 17.4 |
| FUEL BLENDING | M061 | 52,618 | 3.8 | 6 | 26.1 |
| SOLVENTS RECOVERY | M021-M029 | 45,997 | 3.3 | 2 | 8.7 |
| AQUEOUS ORGANIC TREATMENT | M081-M089 | 6,005 | .4 | 1 | 4.3 |
| OTHER RECOVERY | M031-M039 | 3,727 | .3 | 1 | 4.3 |
| STABILIZATION | M111-M119 | 3,289 | .2 | 1 | 4.3 |
| OTHER TREATMENT | M121-M129 | 2,331 | .2 | 6 | 26.1 |
| AQUEOUS INORGANIC TREATMENT | M071-M079 | 2,113 | .2 | 1 | 4.3 |
| SLUDGE TREATMENT | M101-M109 | 516 | .0 | 1 | 4.3 |
| LANDFILL | M132 | 0 | .0 | 1 | 4.3 |
| TOTAL | | 1,377,294 | 100.0 | 23 | |

NOTE: QUANTITY MANAGED ONLY BY STORAGE IS EXCLUDED.
FACILITIES WITH ONLY STORAGE UNITS ARE EXCLUDED.
COLUMNS MAY NOT SUM DUE TO ROUNDING.
COLUMNS MAY NOT SUM TO TOTAL BECAUSE FACILITIES MAY HAVE MULTIPLE HANDLING METHODS.

# OHIO

## 1995 WASTE MANAGEMENT, CONTINUED

11 MANAGEMENT METHOD AND QUANTITY OF RCRA HAZARDOUS WASTE MANAGED BY NUMBER OF FACILITIES, 1995

| MANAGEMENT METHOD | SYSTEM TYPE CODE | QUANTITY MANAGED (TONS) | PERCENTAGE OF QUANTITY | NUMBER OF FACILITIES | PERCENTAGE OF FACILITIES |
|---|---|---|---|---|---|
| FUEL BLENDING | M061 | 52,618 | 3.8 | 6 | 26.1 |
| OTHER TREATMENT | M121-M129 | 2,331 | .2 | 6 | 26.1 |
| INCINERATION | M041-M049 | 64,463 | 4.7 | 4 | 17.4 |
| ENERGY RECOVERY (REUSE AS FUEL) | M051-M059 | 87,246 | 6.3 | 4 | 17.4 |
| SOLVENTS RECOVERY | M021-M029 | 45,997 | 3.3 | 2 | 8.7 |
| DEEPWELL / UNDERGROUND INJECTION | M134 | 1,108,989 | 80.5 | 2 | 8.7 |
| OTHER RECOVERY | M031-M039 | 3,727 | .3 | 1 | 4.3 |
| AQUEOUS INORGANIC TREATMENT | M071-M079 | 2,113 | .2 | 1 | 4.3 |
| AQUEOUS ORGANIC TREATMENT | M081-M089 | 6,005 | .4 | 1 | 4.3 |
| SLUDGE TREATMENT | M101-M109 | 516 | .0 | 1 | 4.3 |
| STABILIZATION | M111-M119 | 3,289 | .2 | 1 | 4.3 |
| LANDFILL | M132 | 0 | .0 | 1 | 4.3 |
| TOTAL | | 1,377,294 | 100.0 | 23 | |

NOTE: QUANTITY MANAGED ONLY BY STORAGE IS EXCLUDED.
FACILITIES WITH ONLY STORAGE UNITS ARE EXCLUDED.
COLUMNS MAY NOT SUM DUE TO ROUNDING.
COLUMNS MAY NOT SUM TO TOTAL BECAUSE FACILITIES MAY HAVE MULTIPLE HANDLING METHODS.

12 QUANTITY AND PERCENTAGE OF RCRA HAZARDOUS WASTEWATER AND NON-WASTEWATER MANAGED IN 1995

| MANAGEMENT TYPE | TONS MANAGED | PERCENTAGE |
|---|---|---|
| WASTEWATER | 1,134,144 | 82.3 |
| NON-WASTEWATER | 243,150 | 17.7 |
| TOTAL | 1,377,294 | 100.0 |

## OHIO

### 1995 WASTE SHIPMENTS

13 NUMBER OF RCRA HAZARDOUS WASTE SHIPPERS: 1349

14 QUANITIY OF RCRA HAZARDOUS WASTE SHIPPED: 697,734 TONS

15 FIFTY LARGEST RCRA HAZARDOUS WASTE SHIPPERS, 1995

| RANK | EPA ID | SITE NAME | CITY | QUANTITY SHIPPED (TONS) |
|---|---|---|---|---|
| 1 | OHD076741149 | SCM CHEMICALS INC | ASHTABULA | 96,847 |
| 2 | OHD004228003 | REPUBLIC ENG STEELS CANTON PLANT | CANTON | 92,288 |
| 3 | OHD005048947 | SYSTECH ENVIRONMENTAL CORP | PAULDING | 39,978 |
| 4 | OHD000923441 | JENNISON-WRIGHT SITE | TOLEDO | 28,675 |
| 5 | OHD004281598 | ARMCO INC. - ZANESVILLE OPERATIONS | ZANESVILLE | 24,515 |
| 6 | OHD980587364 | SAFETY-KLEEN CORP. - HEBRON | HEBRON | 21,659 |
| 7 | OHD980613541 | WASTE TECHNOLOGIES INDUSTRIES | EAST LIVERPOOL | 17,062 |
| 8 | OHD004379970 | ORMET PRIMARY ALUMINUM CORPORATION | HANNIBAL | 15,962 |
| 9 | OHD004465100 | TIMKEN COMPANY | CANTON | 14,177 |
| 10 | OHD004855292 | QUALITY CHEMICALS INC | DAYTON | 9,023 |
| 11 | OHD000724088 | EAGLEBROOK INC | CLEVELAND | 8,390 |
| 12 | OHD004227708 | REPUBLIC ENGINEERED STEELS INC | MASSILLON | 7,858 |
| 13 | OHD087433744 | CECOS INTERNATIONAL | WILLIAMSBURG | 7,238 |
| 14 | OHD004274031 | PERMA-FIX OF DAYTON | DAYTON | 7,124 |
| 15 | OHD016077802 | NORTH STAR STEEL OHIO | YOUNGSTOWN | 7,060 |
| 16 | OHD131726481 | BFI GLENWILLOW SANITARY LANDFILL | GLENWILLOW | 6,759 |
| 17 | OHD032271975 | MARION STEEL COMPANY | MARION | 6,659 |
| 18 | OHD004210563 | DOVER CHEMICAL CORPORATION | DOVER | 6,653 |
| 19 | OHD980700942 | ECOLOTEC INCORPORATED | DAYTON | 6,413 |
| 20 | OHD004157418 | ARMCO INC MANSFIELD OPERATIONS | MANSFIELD | 6,230 |
| 21 | OHD987054657 | HAMPSHIRE CHEMICAL CORPORATION | LIMA | 6,090 |
| 22 | OHD076796887 | BASF CORPORATION | GREENVILLE | 5,922 |
| 23 | OHD061731857 | COPPERWELD STEEL COMPANY | WARREN | 4,202 |
| 24 | OHD038703484 | PHILIPS DISPLAY COMPONENTS | OTTAWA | 4,191 |
| 25 | OHD082964313 | WHEELING-PITTSBURGH STEEL CORPORATION | YORKVILLE | 4,039 |
| 26 | OHD004172623 | LUBRIZOL CORPORATION | PAINESVILLE | 3,834 |
| 27 | OHD982072688 | OHIO DEPT OF TRANSPORTATION DIST 11 | NEW PHILADELPHIA | 3,800 |
| 28 | OHD004465167 | TIMKEN COMPANY - WOOSTER STEEL PLANT | WOOSTER | 3,509 |
| 29 | OHD004347308 | PPG INDUSTRIES INC. | DELAWARE | 3,503 |
| 30 | OHD004460143 | PPG INDUSTRIES | CLEVELAND | 3,283 |
| 31 | OHD005057542 | BP OIL CO - TOLEDO REFINERY | OREGON | 3,156 |
| 32 | OHD004218673 | LTV STEEL CO INC CLEVELAND EAST | CLEVELAND | 3,123 |
| 33 | OHD004234480 | AK STEEL CORPORATION MIDDLETOWN WORKS | MIDDLETOWN | 3,098 |
| 34 | OHD004461927 | GREER STEEL COMPANY | DOVER | 3,085 |
| 35 | OHD005051826 | BP OIL CO - LIMA REFINERY | LIMA | 2,885 |
| 36 | OHD980897656 | CHEMICAL SOLVENTS | CLEVELAND | 2,846 |
| 37 | OHD004954343 | SPS TECHNOLOGIES INC | CLEVELAND | 2,675 |
| 38 | OHD000810382 | WHEELING-PITTSBURGH STEEL CORPORATION | STEUBENVILLE | 2,668 |
| 39 | OHD987053006 | NISIM INC | EUCLID | 2,488 |
| 40 | OHD048107049 | ASHLAND PETROLEUM CANTON REFINERY | CANTON | 2,374 |
| 41 | OHD004469375 | ALLIANCE TUBULAR PRODUCTS | ALLIANCE | 2,320 |
| 42 | OHD004198784 | BEAZER EAST INC | YOUNGSTOWN | 2,256 |
| 43 | OHD005041843 | DUPONT AP TOLEDO PLANT | TOLEDO | 2,161 |
| 44 | OHD004239000 | STOLLE PRODUCTS | SIDNEY | 2,116 |
| 45 | OHD987044187 | GOODYEAR TIRE & RUBBER AKRON FILM PLANT | AKRON | 2,068 |
| 46 | OHD986979425 | GREGORY COIL GALVANIZING | CANTON | 2,046 |
| 47 | OHD980610018 | RUETGERS NEASE CORP | SALEM | 2,026 |
| 48 | OHD005039730 | BOSTON WEATHERHEAD DIV. DANA CORP. | ANTWERP | 1,934 |
| 49 | OHD043638691 | TRINITY INDUSTRIES INC | LIMA | 1,876 |
| 50 | OHD004282976 | YENKIN-MAJESTIC PAINT CORP | COLUMBUS | 1,869 |
| TOTAL | | | | 522,011 |

NOTE: COLUMNS MAY NOT SUM DUE TO ROUNDING.
STATE MAY HAVE FEWER THAN FIFTY SHIPPERS.

# OHIO

## 1995 WASTE RECEIPTS

16 NUMBER OF RCRA HAZARDOUS WASTE RECEIVERS: 14

17 QUANITIY OF RCRA HAZARDOUS WASTE RECEIVED: 304,709 TONS

18 FIFTY LARGEST RCRA HAZARDOUS WASTE RECEIVERS, 1995

| RANK | EPA ID | SITE NAME | CITY | QUANTITY RECEIVED (TONS) |
|---|---|---|---|---|
| 1 | OHD020273819 | CHEMICAL WASTE MANAGEMENT INC | VICKERY | 108,004 |
| 2 | OHD980613541 | WASTE TECHNOLOGIES INDUSTRIES | EAST LIVERPOOL | 47,074 |
| 3 | OHD980587364 | SAFETY-KLEEN CORP. - HEBRON | HEBRON | 42,488 |
| 4 | OHD987048733 | LAFARGE CORPORATION | PAULDING | 39,488 |
| 5 | OHD005048947 | SYSTECH ENVIRONMENTAL CORP | PAULDING | 39,130 |
| 6 | OHD980897656 | CHEMICAL SOLVENTS | CLEVELAND | 9,772 |
| 7 | OHD980700942 | ECOLOTEC INCORPORATED | DAYTON | 7,123 |
| 8 | OHD004274031 | PERMA-FIX OF DAYTON | DAYTON | 6,136 |
| 9 | OHD060409521 | WCI STEEL INC | WARREN | 3,727 |
| 10 | OHD986983237 | ENVIRONMENTAL PURIFICATION INDUSTRIES | TOLEDO | 1,579 |
| 11 | OHD980821862 | KLOR KLEEN INC. | CINCINNATI | 146 |
| 12 | OHD080158702 | DETREX CORPORATION-EC & ES DIVISION | EUCLID | 41 |
| 13 | OHD052937885 | CHEMICAL SOLVENTS INC. | CLEVELAND | 0 |
| 14 | OHD042157644 | BP CHEMICALS INC | LIMA | 0 |
| TOTAL | | | | 304,709 |

NOTE: COLUMNS MAY NOT SUM DUE TO ROUNDING.
STATE MAY HAVE FEWER THAN FIFTY FACILITIES THAT RECEIVED WASTE.

## OHIO

### 1995 WASTE RECEIPTS, CONTINUED

19 QUANTITY OF RCRA HAZARDOUS WASTE MANAGED, BY MANGEMENT METHOD, LIMITED TO WASTE RECEIVED FROM OFFSITE, 1995

| MANAGEMENT METHOD | SYSTEM TYPE CODE | QUANTITY MANAGED (TONS) | PERCENTAGE OF QUANTITY | NUMBER OF FACILITIES | PERCENTAGE OF FACILITIES |
|---|---|---|---|---|---|
| SOLVENTS RECOVERY | M021-M029 | 45,997 | 15.3 | 2 | 18.2 |
| OTHER RECOVERY | M031-M039 | 3,727 | 1.2 | 1 | 9.1 |
| INCINERATION | M041-M049 | 47,074 | 15.6 | 1 | 9.1 |
| ENERGY RECOVERY (REUSE AS FUEL) | M051-M059 | 39,488 | 13.1 | 1 | 9.1 |
| FUEL BLENDING | M061 | 50,959 | 16.9 | 5 | 45.5 |
| SLUDGE TREATMENT | M101-M109 | 516 | .2 | 1 | 9.1 |
| STABILIZATION | M111-M119 | 3,289 | 1.1 | 1 | 9.1 |
| OTHER TREATMENT | M121-M129 | 1,773 | .6 | 2 | 18.2 |
| LANDFILL | M132 | 0 | .0 | 1 | 9.1 |
| DEEPWELL / UNDERGROUND INJECTION | M134 | 108,004 | 35.9 | 1 | 9.1 |
| TOTAL | | 300,827 | 100.0 | 11 | |

20 MANAGEMENT METHOD, BY QUANTITY OF RCRA HAZARDOUS WASTE MANAGED, LIMITED TO WASTE RECEIVED FROM OFFSITE, 1995

| MANAGEMENT METHOD | SYSTEM TYPE CODE | QUANTITY MANAGED (TONS) | PERCENTAGE OF QUANTITY | NUMBER OF FACILITIES | PERCENTAGE OF FACILITIES |
|---|---|---|---|---|---|
| DEEPWELL / UNDERGROUND INJECTION | M134 | 108,004 | 35.9 | 1 | 9.1 |
| FUEL BLENDING | M061 | 50,959 | 16.9 | 5 | 45.5 |
| INCINERATION | M041-M049 | 47,074 | 15.6 | 1 | 9.1 |
| SOLVENTS RECOVERY | M021-M029 | 45,997 | 15.3 | 2 | 18.2 |
| ENERGY RECOVERY (REUSE AS FUEL) | M051-M059 | 39,488 | 13.1 | 1 | 9.1 |
| OTHER RECOVERY | M031-M039 | 3,727 | 1.2 | 1 | 9.1 |
| STABILIZATION | M111-M119 | 3,289 | 1.1 | 1 | 9.1 |
| OTHER TREATMENT | M121-M129 | 1,773 | .6 | 2 | 18.2 |
| SLUDGE TREATMENT | M101-M109 | 516 | .2 | 1 | 9.1 |
| LANDFILL | M132 | 0 | .0 | 1 | 9.1 |
| TOTAL | | 300,827 | 100.0 | 11 | |

NOTE: QUANTITY MANAGED ONLY BY STORAGE IS EXCLUDED.
FACILITIES WITH ONLY STORAGE UNITS ARE EXCLUDED.
COLUMNS MAY NOT SUM DUE TO ROUNDING.
COLUMNS MAY NOT SUM TO TOTAL BECAUSE FACILITIES MAY HAVE MULTIPLE HANDLING METHODS.

# OHIO

## 1995 WASTE RECEIPTS, CONTINUED

21 MANAGEMENT METHOD AND QUANTITY OF RCRA HAZARDOUS WASTE MANAGED, BY NUMBER OF FACILITIES, LIMITED TO WASTE RECEIVED FROM OFF SITE, 1995

| MANAGEMENT METHOD | SYSTEM TYPE CODE | QUANTITY MANAGED (TONS) | PERCENTAGE OF QUANTITY | NUMBER OF FACILITIES | PERCENTAGE OF FACILITIES |
|---|---|---|---|---|---|
| FUEL BLENDING | M061 | 50,959 | 16.9 | 5 | 45.5 |
| SOLVENTS RECOVERY | M021-M029 | 45,997 | 15.3 | 2 | 18.2 |
| OTHER TREATMENT | M121-M129 | 1,773 | .6 | 2 | 18.2 |
| OTHER RECOVERY | M031-M039 | 3,727 | 1.2 | 1 | 9.1 |
| INCINERATION | M041-M049 | 47,074 | 15.6 | 1 | 9.1 |
| ENERGY RECOVERY (REUSE AS FUEL) | M051-M059 | 39,488 | 13.1 | 1 | 9.1 |
| SLUDGE TREATMENT | M101-M109 | 516 | .2 | 1 | 9.1 |
| STABILIZATION | M111-M119 | 3,289 | 1.1 | 1 | 9.1 |
| LANDFILL | M132 | 0 | .0 | 1 | 9.1 |
| DEEPWELL / UNDERGROUND INJECTION | M134 | 108,004 | 35.9 | 1 | 9.1 |
| TOTAL | | 300,827 | 100.0 | 11 | |

NOTE: QUANTITY MANAGED ONLY BY STORAGE IS EXCLUDED.
FACILITIES WITH ONLY STORAGE UNITS ARE EXCLUDED.
COLUMNS MAY NOT SUM DUE TO ROUNDING.
COLUMNS MAY NOT SUM TO TOTAL BECAUSE FACILITIES MAY HAVE MULTIPLE HANDLING METHODS.

## OHIO

### 1995 IMPORTS AND EXPORTS

| | | | |
|---|---|---|---|
| 22 | QUANTITY OF RCRA HAZARDOUS WASTE IMPORTED: | 173,802 | TONS |
| 23 | QUANTITY OF RCRA HAZARDOUS WASTE EXPORTED: | 274,937 | TONS |

# OKLAHOMA

## 1995 WASTE GENERATION

1 NUMBER OF RCRA LARGE QUANTITY GENERATORS (LQGS): 168

2 QUANTITY OF RCRA HAZARDOUS WASTE GENERATED: 511,918

3 FIFTY LARGEST RCRA HAZARDOUS WASTE GENERATORS IN THE STATE, 1995

| RANK | EPA ID | SITE NAME | CITY | TOTAL GENERATED (TONS) |
|---|---|---|---|---|
| 1 | OKD000829440 | ZINC CORPORATION OF AMERICA | BARTLESVILLE | 391,424 |
| 2 | OKD065438376 | U.S. POLLUTION CONTROL INC. | WAYNOKA | 28,606 |
| 3 | OKD007218167 | ROGERS GALVANIZING CO., INC. | TULSA | 26,660 |
| 4 | OKD000815001 | ROGERS GALVANIZING CO., INC. | TULSA | 8,676 |
| 5 | OKD007219181 | SHEFFIELD STEEL CORPORATION | SAND SPRINGS | 7,088 |
| 6 | OK1571724391 | USAF TINKER AIR FORCE BASE | TINKER AFB | 5,758 |
| 7 | OKD074274333 | MOORE BUSINESS FORMS | STILLWATER | 5,347 |
| 8 | OKD987072006 | ELF ATOCHEM NORTH AMERICA, INC. | PRYOR | 4,973 |
| 9 | OKD089761290 | CHIEF SUPPLY COMPANY | HASKELL | 3,587 |
| 10 | OKD065436180 | NATIONAL-STANDARD CO. (STILLWATER) | STILLWATER | 2,041 |
| 11 | OKD007158454 | EAGLE-PITCHER IND.INC. (EOM DEPT) | QUAPAW | 1,907 |
| 12 | OKD000757948 | CONOCO INC. OKLAHOMA CITY TERMINAL | OKLAHOMA CITY | 1,808 |
| 13 | OKD000402396 | PERMA-FIX TREATMENT SERVICES, INC. | TULSA | 1,684 |
| 14 | OKD072424104 | BAKER PERFORMANCE CHEMICALS | SAND SPRINGS | 1,401 |
| 15 | OKD079986568 | XEROX CORPORATION | OKLAHOMA CITY | 1,060 |
| 16 | OKD043440999 | ARMSTRONG WORLD INDUSTRIES, INC. | STILLWATER | 1,026 |
| 17 | OKD032963530 | MADEWELL & MADEWELL, INC. | JONES | 924 |
| 18 | OKD058078775 | SUN COMPANY INC. TULSA REFINERY | TULSA | 909 |
| 19 | OKD099714354 | OKLAHOMA STEEL & WIRE CO. | MADILL | 901 |
| 20 | OKD000396549 | WYNNEWOOD REFINING COMPANY | WYNNEWOOD | 817 |
| 21 | OKD053959326 | WEBCO INDUSTRIES | SAND SPRINGS | 797 |
| 22 | OKD001824564 | AMERICAN AIRLINES, M&E CENTER | TULSA | 781 |
| 23 | OKD007233836 | CONOCO INC. | PONCA CITY | 697 |
| 24 | OK4213720846 | US ARMY FT. SILL | FT. SILL | 585 |
| 25 | OKD082565714 | GENERAL MOTORS CORP (OKC PLANT) | OKALHOMA CITY | 556 |
| 26 | OKD007188097 | SOUTHWESTERN WIRE, INC. | NORMAN | 472 |
| 27 | OKD062267448 | 3M WEATHERFORD | WEATHERFORD | 463 |
| 28 | OKD020721098 | DELTA FAUCET OF OKLAHOMA | CHICKASHA | 448 |
| 29 | OKD061631354 | THE CROSBY GROUP - MCKISSICK PLANT | TULSA | 432 |
| 30 | OKD074263625 | BALL GLASS CONTAINER CORP. | OKMULGEE | 375 |
| 31 | OK6213822798 | MCALESTER ARMY AMMUNITION PLANT | MCALESTER | 370 |
| 32 | OKD987087913 | HARDAGE SUPERFUND SITE | LINDSAY | 316 |
| 33 | OKD987095304 | BRENT INDUSTRIES, INC. | BARTLESVILLE | 304 |
| 34 | OKD990696890 | J.P. EMCO, INC. | ADA | 298 |
| 35 | OKD000632737 | HYDROCARBON RECYCLERS INC. | TULSA | 291 |
| 36 | OKD119474781 | ALLIED STAMP CORPORATION | SAND SPRINGS | 277 |
| 37 | OKD000803601 | PHILLIPS RESEARCH CENTER | BARTLESVILLE | 270 |
| 38 | OK4571524095 | USAF VANCE AIR FORCE BASE | ENID | 255 |
| 39 | OKT410010797 | REINFORCING SERVICES, INC. | CATOOSA | 254 |
| 40 | OKD007219165 | PROGALV. INC. | MUSKOGEE | 252 |
| 41 | OKD081398612 | UNIT PARTS COMPANY | OKLAHOMA CITY | 237 |
| 42 | OKD007224710 | BALL-FOSTER GLASS CONTAINER CO. | SAPULPA | 225 |
| 43 | OKD057705972 | TOTAL PETROLEUM, INC. | ARDMORE | 222 |
| 44 | OKD007192719 | ALLIED MATERIALS CORPORATION | STROUD | 202 |
| 45 | OKD000118851 | DEEPWATER CHEMICALS INC. | WOODWARD | 196 |
| 46 | OKD000757930 | CONOCO GLEENPOOL PRODUCTS TERMINAL | GLENPOOL | 196 |
| 47 | OKD094029063 | KWIKSET CORPORATION | BRISTOW | 191 |
| 48 | OKD007218340 | SOUTHWEST UNITED INDUSTRIES, INC. | TULSA | 187 |
| 49 | OKD981908395 | UNARCO COMMERCIAL PRODUCTS | WAGONER | 175 |
| 50 | OKD982560609 | GULFSTREAM AEROSPACE TECHNOLOGIES | BETHANY | 175 |
| TOTAL | | | | 507,098 |

NOTE: STATE MAY HAVE FEWER THAN FIFTY GENERATORS.

## OKLAHOMA

### 1995 WASTE GENERATION, CONTINUED

4 QUANTITIES OF WASTE GENERATED IN 1995 THAT WERE

- REPORTED WITH ONLY CHARACTERISTIC WASTE CODES
- REPORTED WITH ONLY LISTED WASTE CODES
- REPORTED WITH BOTH CHARACTERISTIC AND LISTED WASTE CODES

| WASTE HAS ONLY CHARACTERISTIC CODES | TONS OF WASTE GENERATED | WASTE HAS ONLY LISTED CODES | TONS OF WASTE GENERATED | WASTE HAS BOTH CHARACTERISTIC AND LISTED CODES | TONS OF WASTE GENERATED |
|---|---|---|---|---|---|
| ONLY IGNITABLE | 2,222 | ONLY AN F CODE | 25,778 | | |
| ONLY CORROSIVE | 35,895 | ONLY A K CODE | 8,291 | | |
| ONLY REACTIVE | 25 | ONLY A P CODE | 42 | | |
| ONLY D004-17 | 393,981 | ONLY A U CODE | 78 | | |
| ONLY D018-43 | 2,873 | | | | |
| HAS MORE THAN ONE CHARACTERISTIC CODE | 14,533 | HAS MORE THAN ONE LISTED CODE | 5,065 | | |
| TOTAL | 449,529 | TOTAL | 39,255 | TOTAL CHAR. AND LISTED | 23,127 |

5 QUANTITIES OF WASTE GENERATED IN 1995 THAT WERE MULTIPLY CODED

| WASTE HAS ONLY CHARACTERISTIC CODES BUT MORE THAN ONE APPLIES | TONS OF WASTE GENERATED | ONLY LISTED CODES BUT HAS MORE THAN ONE | TONS OF WASTE GENERATED | BOTH CHAR. & LISTED CODES | TONS OF WASTE GENERAT |
|---|---|---|---|---|---|
| HAS IGNITABLE CODE | 3,644 | | | IGN. W/ AT LEAST 1 LSTD | 10,9 |
| HAS CORROSIVE CODE | 11,381 | | | CORR. W/ AT LEAST 1 LSTD | 9,8 |
| HAS REACTIVE CODE | 437 | | | REACT. W/ AT LEAST 1 LSTD | 5,4 |
| HAS D004-D017 CODE | 10,084 | | | D004-17 W/ AT LEAST 1 LSTD | 18,6 |
| HAS D018-D043 CODE | 4,982 | | | D018-43 W/ AT LEAST 1 LSTD | 12,6 |
| | | HAS AN F CODE | 5,065 | F WASTE W/ AT LEAST 1 CHAR | 20,1 |
| | | HAS A K CODE | 5,050 | K WASTE W/ AT LEAST 1 CHAR | 3,3 |
| | | HAS A P CODE | 0 | P WASTE W/ AT LEAST 1 CHAR | 2 |
| | | HAS A U CODE | 15 | U WASTE W/ AT LEAST 1 CHAR | 3,7 |
| TOTAL | 14,533 | TOTAL | 5,065 | TOTAL | 23,1 |

NOTE: COLUMNS DO NOT SUM TO TOTAL BECAUSE A WASTE CODE MAY APPLY TO MORE THAN ONE WASTE.
MIXTURES WITH IGNITABLE, CORROSIVE, REACTIVE, D004-17, AND D018-43 CHARACTERISTIC CODES ALSO MAY CONTAIN OTHER CHARACTERISTIC WASTE CODES.
SIMILARLY, WASTES WITH F,K,P, AND U LISTED CODES MAY HAVE OTHER LISTED WASTE CODES.

# OKLAHOMA

## 1995 WASTE MANAGEMENT

6 NUMBER OF RCRA TSD FACILITIES: 31

7 QUANITY OF RCRA HAZARDOUS WASTE MANAGED: 563,381 TONS

8 FIFTY LARGEST RCRA HAZARDOUS WASTE MANAGEMENT FACILITIES, 1995

| RANK | EPA ID | SITE NAME | CITY | TONS OF WASTE MANAGED |
|---|---|---|---|---|
| 1 | OKD000829440 | ZINC CORPORATION OF AMERICA | BARTLESVILLE | 390,241 |
| 2 | OKD065438376 | U.S. POLLUTION CONTROL INC. | WAYNOKA | 136,053 |
| 3 | OKD000402396 | PERMA-FIX TREATMENT SERVICES, INC. | TULSA | 10,715 |
| 4 | OKD000632737 | HYDROCARBON RECYCLERS INC. | TULSA | 10,257 |
| 5 | OKD089761290 | CHIEF SUPPLY COMPANY | HASKELL | 8,060 |
| 6 | OKD987072006 | ELF ATOCHEM NORTH AMERICA, INC. | PRYOR | 5,042 |
| 7 | OKD007233836 | CONOCO INC. | PONCA CITY | 1,031 |
| 8 | OKD032963530 | MADEWELL & MADEWELL, INC. | JONES | 924 |
| 9 | OKD007158454 | EAGLE-PITCHER IND.INC. (EOM DEPT) | QUAPAW | 578 |
| 10 | OKD000396549 | WYNNEWOOD REFINING COMPANY | WYNNEWOOD | 315 |
| 11 | OKD000803601 | PHILLIPS RESEARCH CENTER | BARTLESVILLE | 81 |
| 12 | OKD053958765 | METAL PROCESSING COMPANY INC. | TULSA | 80 |
| 13 | OK1571724391 | USAF TINKER AIR FORCE BASE | TINKER AFB | 2 |
| 14 | OKD980623037 | EAGLE-PITCHER BORON | QUAPAW | 1 |
| 15 | OKD007189111 | AT&T NETWORK SYSTEMS | OKLAHOMA CITY | 0 |
| 16 | OK6213822798 | MCALESTER ARMY AMMUNITION PLANT | MCALESTER | 0 |
| TOTAL | | | | 563,381 |

NOTE: COLUMNS MAY NOT SUM DUE TO ROUNDING.
STATE MAY HAVE FEWER THAN FIFTY FACILITIES THAT MANAGED WASTE.
QUANTITY MANAGED ONLY BY STORAGE IS EXCLUDED.

## OKLAHOMA

### 1995 WASTE MANAGEMENT, CONTINUED

9 QUANTITY OF RCRA HAZARDOUS WASTE MANAGED BY MANAGEMENT METHOD, 1995

| MANAGEMENT METHOD | SYSTEM TYPE CODE | QUANTITY MANAGED (TONS) | PERCENTAGE OF QUANTITY | NUMBER OF FACILITIES | PERCENTAGE OF FACILITIES |
|---|---|---|---|---|---|
| SOLVENTS RECOVERY | M021-M029 | 637 | .1 | 3 | 21.4 |
| OTHER RECOVERY | M031-M039 | 92 | .0 | 1 | 7.1 |
| INCINERATION | M041-M049 | 81 | .0 | 1 | 7.1 |
| FUEL BLENDING | M061 | 17,682 | 3.1 | 2 | 14.3 |
| AQUEOUS INORGANIC TREATMENT | M071-M079 | 395,271 | 70.2 | 3 | 21.4 |
| AQUEOUS ORGANIC TREATMENT | M081-M089 | 5,981 | 1.1 | 2 | 14.3 |
| STABILIZATION | M111-M119 | 77,943 | 13.8 | 7 | 50.0 |
| OTHER TREATMENT | M121-M129 | 25,838 | 4.6 | 4 | 28.6 |
| LANDFILL | M132 | 35,430 | 6.3 | 2 | 14.3 |
| DEEPWELL / UNDERGROUND INJECTION | M134 | 4,426 | .8 | 1 | 7.1 |
| TOTAL | | 563,381 | 100.0 | 14 | |

10 MANAGEMENT METHOD, BY QUANTITY OF RCRA HAZARDOUS WASTE MANAGED, 1995

| MANAGEMENT METHOD | SYSTEM TYPE CODE | QUANTITY MANAGED (TONS) | PERCENTAGE OF QUANTITY | NUMBER OF FACILITIES | PERCENTAGE OF FACILITIES |
|---|---|---|---|---|---|
| AQUEOUS INORGANIC TREATMENT | M071-M079 | 395,271 | 70.2 | 3 | 21.4 |
| STABILIZATION | M111-M119 | 77,943 | 13.8 | 7 | 50.0 |
| LANDFILL | M132 | 35,430 | 6.3 | 2 | 14.3 |
| OTHER TREATMENT | M121-M129 | 25,838 | 4.6 | 4 | 28.6 |
| FUEL BLENDING | M061 | 17,682 | 3.1 | 2 | 14.3 |
| AQUEOUS ORGANIC TREATMENT | M081-M089 | 5,981 | 1.1 | 2 | 14.3 |
| DEEPWELL / UNDERGROUND INJECTION | M134 | 4,426 | .8 | 1 | 7.1 |
| SOLVENTS RECOVERY | M021-M029 | 637 | .1 | 3 | 21.4 |
| OTHER RECOVERY | M031-M039 | 92 | .0 | 1 | 7.1 |
| INCINERATION | M041-M049 | 81 | .0 | 1 | 7.1 |
| TOTAL | | 563,381 | 100.0 | 14 | |

NOTE: QUANTITY MANAGED ONLY BY STORAGE IS EXCLUDED.
FACILITIES WITH ONLY STORAGE UNITS ARE EXCLUDED.
COLUMNS MAY NOT SUM DUE TO ROUNDING.
COLUMNS MAY NOT SUM TO TOTAL BECAUSE FACILITIES MAY HAVE MULTIPLE HANDLING METHODS.

# OKLAHOMA

## 1995 WASTE MANAGEMENT, CONTINUED

11 MANAGEMENT METHOD AND QUANTITY OF RCRA HAZARDOUS WASTE MANAGED BY NUMBER OF FACILITIES, 1995

| MANAGEMENT METHOD | SYSTEM TYPE CODE | QUANTITY MANAGED (TONS) | PERCENTAGE OF QUANTITY | NUMBER OF FACILITIES | PERCENTAGE OF FACILITIES |
|---|---|---|---|---|---|
| STABILIZATION | M111-M119 | 77,943 | 13.8 | 7 | 50.0 |
| OTHER TREATMENT | M121-M129 | 25,838 | 4.6 | 4 | 28.6 |
| SOLVENTS RECOVERY | M021-M029 | 637 | .1 | 3 | 21.4 |
| AQUEOUS INORGANIC TREATMENT | M071-M079 | 395,271 | 70.2 | 3 | 21.4 |
| FUEL BLENDING | M061 | 17,682 | 3.1 | 2 | 14.3 |
| AQUEOUS ORGANIC TREATMENT | M081-M089 | 5,981 | 1.1 | 2 | 14.3 |
| LANDFILL | M132 | 35,430 | 6.3 | 2 | 14.3 |
| OTHER RECOVERY | M031-M039 | 92 | .0 | 1 | 7.1 |
| INCINERATION | M041-M049 | 81 | .0 | 1 | 7.1 |
| DEEPWELL / UNDERGROUND INJECTION | M134 | 4,426 | .8 | 1 | 7.1 |
| TOTAL | | 563,381 | 100.0 | 14 | |

NOTE: QUANTITY MANAGED ONLY BY STORAGE IS EXCLUDED.
FACILITIES WITH ONLY STORAGE UNITS ARE EXCLUDED.
COLUMNS MAY NOT SUM DUE TO ROUNDING.
COLUMNS MAY NOT SUM TO TOTAL BECAUSE FACILITIES MAY HAVE MULTIPLE HANDLING METHODS.

12 QUANTITY AND PERCENTAGE OF RCRA HAZARDOUS WASTEWATER AND NON-WASTEWATER MANAGED IN 1995

| MANAGEMENT TYPE | TONS MANAGED | PERCENTAGE |
|---|---|---|
| WASTEWATER | 431,945 | 76.7 |
| NON-WASTEWATER | 131,435 | 23.3 |
| TOTAL | 563,381 | 100.0 |

## OKLAHOMA

### 1995 WASTE SHIPMENTS

13 NUMBER OF RCRA HAZARDOUS WASTE SHIPPERS: 166

14 QUANITIY OF RCRA HAZARDOUS WASTE SHIPPED: 63,688 TONS

15 FIFTY LARGEST RCRA HAZARDOUS WASTE SHIPPERS, 1995

| RANK | EPA ID | SITE NAME | CITY | QUANTITY SHIPPED (TONS) |
|---|---|---|---|---|
| 1 | OKD089761290 | CHIEF SUPPLY COMPANY | HASKELL | 10,509 |
| 2 | OKD000632737 | HYDROCARBON RECYCLERS INC. | TULSA | 8,192 |
| 3 | OK1571724391 | USAF TINKER AIR FORCE BASE | TINKER AFB | 5,733 |
| 4 | OKD074274333 | MOORE BUSINESS FORMS | STILLWATER | 4,643 |
| 5 | OKD065438376 | U.S. POLLUTION CONTROL INC. | WAYNOKA | 4,170 |
| 6 | OKD065436180 | NATIONAL-STANDARD CO. (STILLWATER) | STILLWATER | 2,880 |
| 7 | OKD000402396 | PERMA-FIX TREATMENT SERVICES, INC. | TULSA | 2,083 |
| 8 | OKD000757948 | CONOCO INC. OKLAHOMA CITY TERMINAL | OKLAHOMA CITY | 1,808 |
| 9 | OKD007158454 | EAGLE-PITCHER IND.INC. (EOM DEPT) | QUAPAW | 1,407 |
| 10 | OKD072424104 | BAKER PERFORMANCE CHEMICALS | SAND SPRINGS | 1,401 |
| 11 | OKD980878474 | SAFETY-KLEEN (WHEATLAND) | WHEATLAND | 1,222 |
| 12 | OKD000829440 | ZINC CORPORATION OF AMERICA | BARTLESVILLE | 1,183 |
| 13 | OKD079986568 | XEROX CORPORATION | OKLAHOMA CITY | 1,138 |
| 14 | OKD000763821 | SAFETY-KLEEN (TULSA) | TULSA | 960 |
| 15 | OKD058078775 | SUN COMPANY INC. TULSA REFINERY | TULSA | 909 |
| 16 | OKD053959326 | WEBCO INDUSTRIES | SAND SPRINGS | 797 |
| 17 | OKD007233836 | CONOCO INC. | PONCA CITY | 697 |
| 18 | OKD000396549 | WYNNEWOOD REFINING COMPANY | WYNNEWOOD | 680 |
| 19 | OK4213720846 | US ARMY FT. SILL | FT. SILL | 584 |
| 20 | OKD001824564 | AMERICAN AIRLINES, M&E CENTER | TULSA | 579 |
| 21 | OKD082565714 | GENERAL MOTORS CORP (OKC PLANT) | OKALHOMA CITY | 556 |
| 22 | OKD062267448 | 3M WEATHERFORD | WEATHERFORD | 463 |
| 23 | OKD007188097 | SOUTHWESTERN WIRE, INC. | NORMAN | 451 |
| 24 | OKD020721098 | DELTA FAUCET OF OKLAHOMA | CHICKASHA | 448 |
| 25 | OKD061631354 | THE CROSBY GROUP - MCKISSICK PLANT | TULSA | 432 |
| 26 | OKD074263625 | BALL GLASS CONTAINER CORP. | OKMULGEE | 375 |
| 27 | OK4571524095 | USAF VANCE AIR FORCE BASE | ENID | 354 |
| 28 | OKD000803601 | PHILLIPS RESEARCH CENTER | BARTLESVILLE | 317 |
| 29 | OKD987087913 | HARDAGE SUPERFUND SITE | LINDSAY | 316 |
| 30 | OKD987095304 | BRENT INDUSTRIES, INC. | BARTLESVILLE | 304 |
| 31 | OKD990696890 | J.P. EMCO, INC. | ADA | 298 |
| 32 | OKD099714354 | OKLAHOMA STEEL & WIRE CO. | MADILL | 295 |
| 33 | OKD007219165 | PROGALV. INC. | MUSKOGEE | 255 |
| 34 | OKT410010797 | REINFORCING SERVICES, INC. | CATOOSA | 254 |
| 35 | OKD007224710 | BALL-FOSTER GLASS CONTAINER CO. | SAPULPA | 225 |
| 36 | OKD057705972 | TOTAL PETROLEUM, INC. | ARDMORE | 222 |
| 37 | OKD007192719 | ALLIED MATERIALS CORPORATION | STROUD | 202 |
| 38 | OKD000118851 | DEEPWATER CHEMICALS INC. | WOODWARD | 196 |
| 39 | OKD000757930 | CONOCO GLEENPOOL PRODUCTS TERMINAL | GLENPOOL | 196 |
| 40 | OKD094029063 | KWIKSET CORPORATION | BRISTOW | 191 |
| 41 | OKD032963530 | MADEWELL & MADEWELL, INC. | JONES | 188 |
| 42 | OKD007218340 | SOUTHWEST UNITED INDUSTRIES, INC. | TULSA | 187 |
| 43 | OKD981908395 | UNARCO COMMERCIAL PRODUCTS | WAGONER | 175 |
| 44 | OKD119474781 | ALLIED STAMP CORPORATION | SAND SPRINGS | 170 |
| 45 | OKD055943286 | GRAPHIC ELECTRONICS INC. | TULSA | 150 |
| 46 | OKD041502089 | ASHLAND CHEMICAL | TULSA | 149 |
| 47 | OKD981597917 | LORI, INC. | TULSA | 145 |
| 48 | OKD987085859 | LMI FINISHING, INC. | TULSA | 140 |
| 49 | OKD981909849 | KING AEROSPACE | ARDMORE | 140 |
| 50 | OKD000728790 | TEXACO OKLAHOMA CITY SALES TERMINAL | DEL CITY | 139 |
| TOTAL | | | | 59,509 |

NOTE: COLUMNS MAY NOT SUM DUE TO ROUNDING.
STATE MAY HAVE FEWER THAN FIFTY SHIPPERS.

# OKLAHOMA

## 1995 WASTE RECEIPTS

16 NUMBER OF RCRA HAZARDOUS WASTE RECEIVERS: 10

17 QUANITIY OF RCRA HAZARDOUS WASTE RECEIVED: 138,537 TONS

18 FIFTY LARGEST RCRA HAZARDOUS WASTE RECEIVERS, 1995

| RANK | EPA ID | SITE NAME | CITY | QUANTITY RECEIVED (TONS) |
|---|---|---|---|---|
| 1 | OKD065438376 | U.S. POLLUTION CONTROL INC. | WAYNOKA | 111,319 |
| 2 | OKD000402396 | PERMA-FIX TREATMENT SERVICES, INC. | TULSA | 9,430 |
| 3 | OKD089761290 | CHIEF SUPPLY COMPANY | HASKELL | 8,060 |
| 4 | OKD000632737 | HYDROCARBON RECYCLERS INC. | TULSA | 6,668 |
| 5 | OKD980878474 | SAFETY-KLEEN (WHEATLAND) | WHEATLAND | 1,032 |
| 6 | OKD007233836 | CONOCO INC. | PONCA CITY | 1,031 |
| 7 | OKD000763821 | SAFETY-KLEEN (TULSA) | TULSA | 761 |
| 8 | OKD041502089 | ASHLAND CHEMICAL | TULSA | 141 |
| 9 | OKD987072006 | ELF ATOCHEM NORTH AMERICA, INC. | PRYOR | 92 |
| 10 | OKD000803601 | PHILLIPS RESEARCH CENTER | BARTLESVILLE | 2 |
| TOTAL | | | | 138,537 |

NOTE: COLUMNS MAY NOT SUM DUE TO ROUNDING.
STATE MAY HAVE FEWER THAN FIFTY FACILITIES THAT RECEIVED WASTE.

## OKLAHOMA

### 1995 WASTE RECEIPTS, CONTINUED

19 QUANTITY OF RCRA HAZARDOUS WASTE MANAGED, BY MANGEMENT METHOD, LIMITED TO WASTE RECEIVED FROM OFFSITE, 1995

| MANAGEMENT METHOD | SYSTEM TYPE CODE | QUANTITY MANAGED (TONS) | PERCENTAGE OF QUANTITY | NUMBER OF FACILITIES | PERCENTAGE OF FACILITIES |
|---|---|---|---|---|---|
| SOLVENTS RECOVERY | M021-M029 | 578 | .4 | 1 | 14.3 |
| OTHER RECOVERY | M031-M039 | 92 | .1 | 1 | 14.3 |
| INCINERATION | M041-M049 | 2 | .0 | 1 | 14.3 |
| FUEL BLENDING | M061 | 13,087 | 9.7 | 2 | 28.6 |
| AQUEOUS INORGANIC TREATMENT | M071-M079 | 4,616 | 3.4 | 1 | 14.3 |
| AQUEOUS ORGANIC TREATMENT | M081-M089 | 1,031 | .8 | 1 | 14.3 |
| STABILIZATION | M111-M119 | 76,558 | 56.6 | 3 | 42.9 |
| OTHER TREATMENT | M121-M129 | 43 | .0 | 1 | 14.3 |
| LANDFILL | M132 | 34,920 | 25.8 | 1 | 14.3 |
| DEEPWELL / UNDERGROUND INJECTION | M134 | 4,426 | 3.3 | 1 | 14.3 |
| TOTAL | | 135,352 | 100.0 | 7 | |

20 MANAGEMENT METHOD, BY QUANTITY OF RCRA HAZARDOUS WASTE MANAGED, LIMITED TO WASTE RECEIVED FROM OFFSITE, 1995

| MANAGEMENT METHOD | SYSTEM TYPE CODE | QUANTITY MANAGED (TONS) | PERCENTAGE OF QUANTITY | NUMBER OF FACILITIES | PERCENTAGE OF FACILITIES |
|---|---|---|---|---|---|
| STABILIZATION | M111-M119 | 76,558 | 56.6 | 3 | 42.9 |
| LANDFILL | M132 | 34,920 | 25.8 | 1 | 14.3 |
| FUEL BLENDING | M061 | 13,087 | 9.7 | 2 | 28.6 |
| AQUEOUS INORGANIC TREATMENT | M071-M079 | 4,616 | 3.4 | 1 | 14.3 |
| DEEPWELL / UNDERGROUND INJECTION | M134 | 4,426 | 3.3 | 1 | 14.3 |
| AQUEOUS ORGANIC TREATMENT | M081-M089 | 1,031 | .8 | 1 | 14.3 |
| SOLVENTS RECOVERY | M021-M029 | 578 | .4 | 1 | 14.3 |
| OTHER RECOVERY | M031-M039 | 92 | .1 | 1 | 14.3 |
| OTHER TREATMENT | M121-M129 | 43 | .0 | 1 | 14.3 |
| INCINERATION | M041-M049 | 2 | .0 | 1 | 14.3 |
| TOTAL | | 135,352 | 100.0 | 7 | |

NOTE: QUANTITY MANAGED ONLY BY STORAGE IS EXCLUDED.
FACILITIES WITH ONLY STORAGE UNITS ARE EXCLUDED.
COLUMNS MAY NOT SUM DUE TO ROUNDING.
COLUMNS MAY NOT SUM TO TOTAL BECAUSE FACILITIES MAY HAVE MULTIPLE HANDLING METHODS.

# OKLAHOMA

## 1995 WASTE RECEIPTS, CONTINUED

21 MANAGEMENT METHOD AND QUANTITY OF RCRA HAZARDOUS WASTE MANAGED, BY NUMBER OF FACILITIES, LIMITED TO WASTE RECEIVED FROM OFF SITE, 1995

| MANAGEMENT METHOD | SYSTEM TYPE CODE | QUANTITY MANAGED (TONS) | PERCENTAGE OF QUANTITY | NUMBER OF FACILITIES | PERCENTAGE OF FACILITIES |
|---|---|---|---|---|---|
| STABILIZATION | M111-M119 | 76,558 | 56.6 | 3 | 42.9 |
| FUEL BLENDING | M061 | 13,087 | 9.7 | 2 | 28.6 |
| SOLVENTS RECOVERY | M021-M029 | 578 | .4 | 1 | 14.3 |
| OTHER RECOVERY | M031-M039 | 92 | .1 | 1 | 14.3 |
| INCINERATION | M041-M049 | 2 | .0 | 1 | 14.3 |
| AQUEOUS INORGANIC TREATMENT | M071-M079 | 4,616 | 3.4 | 1 | 14.3 |
| AQUEOUS ORGANIC TREATMENT | M081-M089 | 1,031 | .8 | 1 | 14.3 |
| OTHER TREATMENT | M121-M129 | 43 | .0 | 1 | 14.3 |
| LANDFILL | M132 | 34,920 | 25.8 | 1 | 14.3 |
| DEEPWELL / UNDERGROUND INJECTION | M134 | 4,426 | 3.3 | 1 | 14.3 |
| TOTAL | | 135,352 | 100.0 | 7 | |

NOTE: QUANTITY MANAGED ONLY BY STORAGE IS EXCLUDED.
FACILITIES WITH ONLY STORAGE UNITS ARE EXCLUDED.
COLUMNS MAY NOT SUM DUE TO ROUNDING.
COLUMNS MAY NOT SUM TO TOTAL BECAUSE FACILITIES MAY HAVE MULTIPLE HANDLING METHODS.

## OKLAHOMA

### 1995 IMPORTS AND EXPORTS

| | | | |
|---|---|---|---|
| 22 | QUANTITY OF RCRA HAZARDOUS WASTE IMPORTED: | 121,115 | TONS |
| 23 | QUANTITY OF RCRA HAZARDOUS WASTE EXPORTED: | 46,626 | TONS |

# OREGON

## 1995 WASTE GENERATION

1 NUMBER OF RCRA LARGE QUANTITY GENERATORS (LQGS): 220

2 QUANTITY OF RCRA HAZARDOUS WASTE GENERATED: 68,187

3 FIFTY LARGEST RCRA HAZARDOUS WASTE GENERATORS IN THE STATE, 1995

| RANK | EPA ID | SITE NAME | CITY | TOTAL GENERATED (TONS) |
|---|---|---|---|---|
| 1 | ORD987175569 | OKI SEMICONDUCTOR MANUFACTURING DIVISION | TUALATIN | 18,418 |
| 2 | ORD045776432 | CASCADE STEEL ROLLING MILLS INC | MCMINNVILLE | 9,557 |
| 3 | ORD009412677 | REYNOLDS METALS COMPANY | TROUTDALE | 8,455 |
| 4 | ORD009106055 | OREGON STEEL MILLS INC | PORTLAND | 8,019 |
| 5 | ORD041265372 | 3M MEDICAL IMAGING SYSTEMS | WHITE CITY | 3,675 |
| 6 | ORD980725592 | MERIX CORP | FOREST GROVE | 3,323 |
| 7 | ORD981764707 | NORTHWEST ALUMINUM COMPANY | THE DALLES | 3,280 |
| 8 | ORD009227398 | VAN WATERS & ROGERS INC | PORTLAND | 1,215 |
| 9 | ORR000001149 | SALEM CITY OF RIVERFRONT PARK PROJECT | SALEM | 1,162 |
| 10 | ORD050955848 | TELEDYNE WAH CHANG | ALBANY | 1,046 |
| 11 | ORD000602110 | FREIGHTLINER CORP -TRUCK MFG PLANT | PORTLAND | 931 |
| 12 | ORD054964481 | BOEING OF PORTLAND | PORTLAND | 767 |
| 13 | ORD089452353 | CHEMICAL WASTE MANAGEMENT OF THE NW | ARLINGTON | 423 |
| 14 | ORD060591963 | INTEL CORPORATION ALOHA CAMPUS | ALOHA | 417 |
| 15 | ORD009027368 | GUNDERSON INC | PORTLAND | 377 |
| 16 | ORD980987382 | PRAEGITZER INDUSTRIES INC | WHITE CITY | 364 |
| 17 | ORD009020231 | TEKTRONIX INC BEAVERTON CAMPUS | BEAVERTON | 322 |
| 18 | ORD980980353 | WESTAK OF OREGON | FOREST GROVE | 293 |
| 19 | OR0001014927 | SOUTHEASTERN PUBLIC SERVICE COMPANY | PORTLAND | 260 |
| 20 | OR0000047225 | NU PROCESS VINYL FABRICATORS INC | MADRAS | 234 |
| 21 | ORD018216887 | EAST SIDE PLATING INC PLANTS 1 & 3 | PORTLAND | 193 |
| 22 | ORD981770761 | EMARK INC | LEBANON | 189 |
| 23 | ORD981773377 | YAMAMOTO MFG USA INC | BEAVERTON | 183 |
| 24 | ORD009049412 | KERR MCGEE CHEMICAL CORP | THE DALLES | 169 |
| 25 | ORD000773937 | PRECISION CASTPARTS CORP SSBO | CLACKAMAS | 168 |
| 26 | ORD009044793 | S R SMITH INC | CANBY | 157 |
| 27 | ORD991281619 | MYERS CONTAINER CORP MARX ST | PORTLAND | 137 |
| 28 | ORD982656076 | ANODIZING INC COATING DIV | PORTLAND | 128 |
| 29 | ORD009038761 | OREGON METALLURGICAL CORPORATION | ALBANY | 127 |
| 30 | ORD085979474 | SYNTHETECH INC | ALBANY | 125 |
| 31 | ORD049376189 | PRAEGITZER INDUSTRIES INC | DALLAS | 121 |
| 32 | ORD093481646 | GATX TERMINALS CORP PORTLAND WILLBRIDGE | PORTLAND | 114 |
| 33 | ORD063427306 | FORREST PAINT CO | EUGENE | 113 |
| 34 | ORD081182180 | HEWLETT-PACKARD COMPANY | CORVALLIS | 105 |
| 35 | ORD009049107 | EAST SIDE PLATING INC PLANT 4 | PORTLAND | 98 |
| 36 | ORD009412602 | AKZO NOBEL COATINGS INC | SALEM | 89 |
| 37 | ORD009042854 | JAMES RIVER PAPER COMPANY INC | PORTLAND | 83 |
| 38 | ORD009039769 | INTERNATIONAL PAPER GARDINER PAPER MILL | GARDINER | 81 |
| 39 | OR0000940692 | INTEGRATED DEVICE TECHNOLOGY INC | HILLSBORO | 77 |
| 40 | ORD000773960 | MATLACK INC | PORTLAND | 75 |
| 41 | ORD010736262 | BLOUNT INC OREGON CUTTING SYSTEMS DIV | MILWAUKIE | 73 |
| 42 | ORR000000182 | ABC RV STORAGE | SHERWOOD | 72 |
| 43 | ORD000641639 | TEXACO REFINING & MARKETING INC | PORTLAND | 71 |
| 44 | ORD180761934 | CASCADE GENERAL INC | PORTLAND | 67 |
| 45 | ORD990659492 | RHONE POULENC | PORTLAND | 65 |
| 46 | ORD003992518 | ELECTRONIC CONTROLS DESIGN INC | MULINO | 63 |
| 47 | ORD987196771 | TRIQUINT SEMICONDUCTOR INC | BEAVERTON | 63 |
| 48 | ORD987201472 | MATSUSHITA ELECTRONIC MATERIALS INC | FOREST GROVE | 62 |
| 49 | ORD987166204 | FUJITSU MICROELECTRONICS INC | GRESHAM | 61 |
| 50 | ORD009421579 | SELMET INC | ALBANY | 61 |
| TOTAL | | | | 65,731 |

NOTE: STATE MAY HAVE FEWER THAN FIFTY GENERATORS.

## OREGON

### 1995 WASTE GENERATION, CONTINUED

4 QUANTITIES OF WASTE GENERATED IN 1995 THAT WERE

- REPORTED WITH ONLY CHARACTERISTIC WASTE CODES
- REPORTED WITH ONLY LISTED WASTE CODES
- REPORTED WITH BOTH CHARACTERISTIC AND LISTED WASTE CODES

| WASTE HAS ONLY CHARACTERISTIC CODES | TONS OF WASTE GENERATED | WASTE HAS ONLY LISTED CODES | TONS OF WASTE GENERATED | WASTE HAS BOTH CHARACTERISTIC AND LISTED CODES | TONS OF WASTE GENERATED |
|---|---|---|---|---|---|
| ONLY IGNITABLE | 773 | ONLY AN F CODE | 3,313 | | |
| ONLY CORROSIVE | 2,556 | ONLY A K CODE | 29,259 | | |
| ONLY REACTIVE | 16 | ONLY A P CODE | 0 | | |
| ONLY D004-17 | 22,019 | ONLY A U CODE | 60 | | |
| ONLY D018-43 | 618 | | | | |
| HAS MORE THAN ONE CHARACTERISTIC CODE | 5,692 | HAS MORE THAN ONE LISTED CODE | 205 | | |
| TOTAL | 31,675 | TOTAL | 32,837 | TOTAL CHAR. AND LISTED | 3,651 |

5 QUANTITIES OF WASTE GENERATED IN 1995 THAT WERE MULTIPLY CODED

| WASTE HAS ONLY CHARACTERISTIC CODES BUT MORE THAN ONE APPLIES | TONS OF WASTE GENERATED | ONLY LISTED CODES BUT HAS MORE THAN ONE | TONS OF WASTE GENERATED | BOTH CHAR. & LISTED CODES | TONS OF WASTE GENERATI |
|---|---|---|---|---|---|
| HAS IGNITABLE CODE | 3,825 | | | IGN. W/ AT LEAST 1 LSTD | 2,65 |
| HAS CORROSIVE CODE | 1,860 | | | CORR. W/ AT LEAST 1 LSTD | 15 |
| HAS REACTIVE CODE | 73 | | | REACT. W/ AT LEAST 1 LSTD | 8 |
| HAS D004-D017 CODE | 3,017 | | | D004-17 W/ AT LEAST 1 LSTD | 1,05 |
| HAS D018-D043 CODE | 3,717 | | | D018-43 W/ AT LEAST 1 LSTD | 88 |
| | | HAS AN F CODE | 139 | F WASTE W/ AT LEAST 1 CHAR | 3,59 |
| | | HAS A K CODE | 196 | K WASTE W/ AT LEAST 1 CHAR | |
| | | HAS A P CODE | 3 | P WASTE W/ AT LEAST 1 CHAR | |
| | | HAS A U CODE | 71 | U WASTE W/ AT LEAST 1 CHAR | 46 |
| TOTAL | 5,692 | TOTAL | 205 | TOTAL | 3,65 |

NOTE: COLUMNS DO NOT SUM TO TOTAL BECAUSE A WASTE CODE MAY APPLY TO MORE THAN ONE WASTE.
MIXTURES WITH IGNITABLE, CORROSIVE, REACTIVE, D004-17, AND D018-43 CHARACTERISTIC CODES ALSO MAY CONTAIN OTHER CHARACTERISTIC WASTE CODES.
SIMILARLY, WASTES WITH F,K,P, AND U LISTED CODES MAY HAVE OTHER LISTED WASTE CODES.

# OREGON

## 1995 WASTE MANAGEMENT

6 NUMBER OF RCRA TSD FACILITIES: 11

7 QUANITY OF RCRA HAZARDOUS WASTE MANAGED: 137,302 TONS

8 FIFTY LARGEST RCRA HAZARDOUS WASTE MANAGEMENT FACILITIES, 1995

| RANK | EPA ID | SITE NAME | CITY | TONS OF WASTE MANAGED |
|---|---|---|---|---|
| 1 | ORD089452353 | CHEMICAL WASTE MANAGEMENT OF THE NW | ARLINGTON | 131,062 |
| 2 | ORD987175569 | OKI SEMICONDUCTOR MANUFACTURING DIVISION | TUALATIN | 5,258 |
| 3 | ORD050955848 | TELEDYNE WAH CHANG | ALBANY | 979 |
| 4 | ORD009023466 | EVANITE FIBER CORP BATTERY SEPARATOR DIV | CORVALLIS | 2 |
| 5 | ORD009020231 | TEKTRONIX INC BEAVERTON CAMPUS | BEAVERTON | 0 |
| 6 | ORD980981682 | WESTERN COMPLIANCE SERVICES INC | SHERWOOD | 0 |
| TOTAL | | | | 137,302 |

NOTE: COLUMNS MAY NOT SUM DUE TO ROUNDING.
STATE MAY HAVE FEWER THAN FIFTY FACILITIES THAT MANAGED WASTE.
QUANTITY MANAGED ONLY BY STORAGE IS EXCLUDED.

## OREGON

### 1995 WASTE MANAGEMENT, CONTINUED

9 QUANTITY OF RCRA HAZARDOUS WASTE MANAGED BY MANAGEMENT METHOD, 1995

| MANAGEMENT METHOD | SYSTEM TYPE CODE | QUANTITY MANAGED (TONS) | PERCENTAGE OF QUANTITY | NUMBER OF FACILITIES | PERCENTAGE OF FACILITIES |
|---|---|---|---|---|---|
| SOLVENTS RECOVERY | M021-M029 | 2 | .0 | 2 | 40.0 |
| INCINERATION | M041-M049 | 54 | .0 | 2 | 40.0 |
| AQUEOUS INORGANIC TREATMENT | M071-M079 | 17 | .0 | 2 | 40.0 |
| AQUEOUS ORGANIC TREATMENT | M081-M089 | 4 | .0 | 1 | 20.0 |
| AQUEOUS ORGANIC AND INORGANIC TREATMENT | M091-M099 | 142 | .1 | 1 | 20.0 |
| STABILIZATION | M111-M119 | 1,047 | .8 | 2 | 40.0 |
| OTHER TREATMENT | M121-M129 | 5,258 | 3.8 | 1 | 20.0 |
| LANDFILL | M132 | 130,758 | 95.2 | 1 | 20.0 |
| OTHER DISPOSAL SPECIFIED IN COMMENTS | M137 | 19 | .0 | 1 | 20.0 |
| TOTAL | | 137,302 | 100.0 | 5 | |

10 MANAGEMENT METHOD, BY QUANTITY OF RCRA HAZARDOUS WASTE MANAGED, 1995

| MANAGEMENT METHOD | SYSTEM TYPE CODE | QUANTITY MANAGED (TONS) | PERCENTAGE OF QUANTITY | NUMBER OF FACILITIES | PERCENTAGE OF FACILITIES |
|---|---|---|---|---|---|
| LANDFILL | M132 | 130,758 | 95.2 | 1 | 20.0 |
| OTHER TREATMENT | M121-M129 | 5,258 | 3.8 | 1 | 20.0 |
| STABILIZATION | M111-M119 | 1,047 | .8 | 2 | 40.0 |
| AQUEOUS ORGANIC AND INORGANIC TREATMENT | M091-M099 | 142 | .1 | 1 | 20.0 |
| INCINERATION | M041-M049 | 54 | .0 | 2 | 40.0 |
| OTHER DISPOSAL SPECIFIED IN COMMENTS | M137 | 19 | .0 | 1 | 20.0 |
| AQUEOUS INORGANIC TREATMENT | M071-M079 | 17 | .0 | 2 | 40.0 |
| AQUEOUS ORGANIC TREATMENT | M081-M089 | 4 | .0 | 1 | 20.0 |
| SOLVENTS RECOVERY | M021-M029 | 2 | .0 | 2 | 40.0 |
| TOTAL | | 137,302 | 100.0 | 5 | |

NOTE: QUANTITY MANAGED ONLY BY STORAGE IS EXCLUDED.
FACILITIES WITH ONLY STORAGE UNITS ARE EXCLUDED.
COLUMNS MAY NOT SUM DUE TO ROUNDING.
COLUMNS MAY NOT SUM TO TOTAL BECAUSE FACILITIES MAY HAVE MULTIPLE HANDLING METHODS.

# OREGON

## 1995 WASTE MANAGEMENT, CONTINUED

11 MANAGEMENT METHOD AND QUANTITY OF RCRA HAZARDOUS WASTE MANAGED BY NUMBER OF FACILITIES, 1995

| MANAGEMENT METHOD | SYSTEM TYPE CODE | QUANTITY MANAGED (TONS) | PERCENTAGE OF QUANTITY | NUMBER OF FACILITIES | PERCENTAGE OF FACILITIES |
|---|---|---|---|---|---|
| SOLVENTS RECOVERY | M021-M029 | 2 | .0 | 2 | 40.0 |
| INCINERATION | M041-M049 | 54 | .0 | 2 | 40.0 |
| AQUEOUS INORGANIC TREATMENT | M071-M079 | 17 | .0 | 2 | 40.0 |
| STABILIZATION | M111-M119 | 1,047 | .8 | 2 | 40.0 |
| AQUEOUS ORGANIC TREATMENT | M081-M089 | 4 | .0 | 1 | 20.0 |
| AQUEOUS ORGANIC AND INORGANIC TREATMENT | M091-M099 | 142 | .1 | 1 | 20.0 |
| OTHER TREATMENT | M121-M129 | 5,258 | 3.8 | 1 | 20.0 |
| LANDFILL | M132 | 130,758 | 95.2 | 1 | 20.0 |
| OTHER DISPOSAL SPECIFIED IN COMMENTS | M137 | 19 | .0 | 1 | 20.0 |
| TOTAL | | 137,302 | 100.0 | 5 | |

NOTE: QUANTITY MANAGED ONLY BY STORAGE IS EXCLUDED.
FACILITIES WITH ONLY STORAGE UNITS ARE EXCLUDED.
COLUMNS MAY NOT SUM DUE TO ROUNDING.
COLUMNS MAY NOT SUM TO TOTAL BECAUSE FACILITIES MAY HAVE MULTIPLE HANDLING METHODS.

12 QUANTITY AND PERCENTAGE OF RCRA HAZARDOUS WASTEWATER AND NON-WASTEWATER MANAGED IN 1995

| MANAGEMENT TYPE | TONS MANAGED | PERCENTAGE |
|---|---|---|
| WASTEWATER | 5,459 | 4.0 |
| NON-WASTEWATER | 131,843 | 96.0 |
| TOTAL | 137,302 | 100.0 |

## OREGON

### 1995 WASTE SHIPMENTS

13 NUMBER OF RCRA HAZARDOUS WASTE SHIPPERS: 210

14 QUANITIY OF RCRA HAZARDOUS WASTE SHIPPED: 43,332 TONS

15 FIFTY LARGEST RCRA HAZARDOUS WASTE SHIPPERS, 1995

| RANK | EPA ID | SITE NAME | CITY | QUANTITY SHIPPED (TONS) |
|---|---|---|---|---|
| 1 | ORD045776432 | CASCADE STEEL ROLLING MILLS INC | MCMINNVILLE | 9,409 |
| 2 | ORD009412677 | REYNOLDS METALS COMPANY | TROUTDALE | 8,455 |
| 3 | ORD009106055 | OREGON STEEL MILLS INC | PORTLAND | 8,019 |
| 4 | ORD980725592 | MERIX CORP | FOREST GROVE | 3,302 |
| 5 | ORD981764707 | NORTHWEST ALUMINUM COMPANY | THE DALLES | 3,280 |
| 6 | ORR000001149 | SALEM CITY OF RIVERFRONT PARK PROJECT | SALEM | 1,181 |
| 7 | ORD000602110 | FREIGHTLINER CORP -TRUCK MFG PLANT | PORTLAND | 931 |
| 8 | ORD041265372 | 3M MEDICAL IMAGING SYSTEMS | WHITE CITY | 876 |
| 9 | ORD054964481 | BOEING OF PORTLAND | PORTLAND | 767 |
| 10 | ORD060591963 | INTEL CORPORATION ALOHA CAMPUS | ALOHA | 417 |
| 11 | ORD980987382 | PRAEGITZER INDUSTRIES INC | WHITE CITY | 364 |
| 12 | ORD980980353 | WESTAK OF OREGON | FOREST GROVE | 296 |
| 13 | OR0001014927 | SOUTHEASTERN PUBLIC SERVICE COMPANY | PORTLAND | 260 |
| 14 | OR0000047225 | NU PROCESS VINYL FABRICATORS INC | MADRAS | 233 |
| 15 | ORD018216887 | EAST SIDE PLATING INC PLANTS 1 & 3 | PORTLAND | 193 |
| 16 | ORD009020231 | TEKTRONIX INC BEAVERTON CAMPUS | BEAVERTON | 189 |
| 17 | ORD981773377 | YAMAMOTO MFG USA INC | BEAVERTON | 182 |
| 18 | ORD009049412 | KERR MCGEE CHEMICAL CORP | THE DALLES | 169 |
| 19 | ORD000773937 | PRECISION CASTPARTS CORP SSBO | CLACKAMAS | 168 |
| 20 | ORD009044793 | S R SMITH INC | CANBY | 157 |
| 21 | ORD049376189 | PRAEGITZER INDUSTRIES INC | DALLAS | 141 |
| 22 | ORD991281619 | MYERS CONTAINER CORP MARX ST | PORTLAND | 137 |
| 23 | ORD085979474 | SYNTHETECH INC | ALBANY | 134 |
| 24 | ORD982656076 | ANODIZING INC COATING DIV | PORTLAND | 128 |
| 25 | ORD009038761 | OREGON METALLURGICAL CORPORATION | ALBANY | 127 |
| 26 | ORD093481646 | GATX TERMINALS CORP PORTLAND WILLBRIDGE | PORTLAND | 114 |
| 27 | ORD009027368 | GUNDERSON INC | PORTLAND | 112 |
| 28 | ORD081182180 | HEWLETT-PACKARD COMPANY | CORVALLIS | 105 |
| 29 | ORD009049107 | EAST SIDE PLATING INC PLANT 4 | PORTLAND | 98 |
| 30 | ORD000641639 | TEXACO REFINING & MARKETING INC | PORTLAND | 84 |
| 31 | ORD009042854 | JAMES RIVER PAPER COMPANY INC | PORTLAND | 83 |
| 32 | ORD089452353 | CHEMICAL WASTE MANAGEMENT OF THE NW | ARLINGTON | 77 |
| 33 | ORD000773960 | MATLACK INC | PORTLAND | 75 |
| 34 | ORD010736262 | BLOUNT INC OREGON CUTTING SYSTEMS DIV | MILWAUKIE | 73 |
| 35 | ORD063427306 | FORREST PAINT CO | EUGENE | 70 |
| 36 | ORD180761934 | CASCADE GENERAL INC | PORTLAND | 67 |
| 37 | ORD050955848 | TELEDYNE WAH CHANG | ALBANY | 67 |
| 38 | ORD990659492 | RHONE POULENC | PORTLAND | 65 |
| 39 | ORD009412602 | AKZO NOBEL COATINGS INC | SALEM | 65 |
| 40 | ORD003992518 | ELECTRONIC CONTROLS DESIGN INC | MULINO | 64 |
| 41 | ORD981770761 | EMARK INC | LEBANON | 64 |
| 42 | ORD987201472 | MATSUSHITA ELECTRONIC MATERIALS INC | FOREST GROVE | 62 |
| 43 | ORD987166204 | FUJITSU MICROELECTRONICS INC | GRESHAM | 61 |
| 44 | OR0000940692 | INTEGRATED DEVICE TECHNOLOGY INC | HILLSBORO | 61 |
| 45 | ORD009421579 | SELMET INC | ALBANY | 61 |
| 46 | ORD027750645 | MYERS CONTAINER CORP | PORTLAND | 59 |
| 47 | ORD980738306 | CONTINENTAL BRASS CO | PORTLAND | 58 |
| 48 | ORD980833891 | EAST SIDE PLATING INC PLANT 5 | PORTLAND | 55 |
| 49 | ORD987173820 | EMERALD HYDRAULICS INC | SPRINGFIELD | 51 |
| 50 | ORD083647347 | DURA INDUSTRIES INC | PORTLAND | 50 |
| TOTAL | | | | 41,315 |

NOTE: COLUMNS MAY NOT SUM DUE TO ROUNDING.
STATE MAY HAVE FEWER THAN FIFTY SHIPPERS.

# OREGON

## 1995 WASTE RECEIPTS

16 NUMBER OF RCRA HAZARDOUS WASTE RECEIVERS: 1

17 QUANITIY OF RCRA HAZARDOUS WASTE RECEIVED: 130,676 TONS

18 FIFTY LARGEST RCRA HAZARDOUS WASTE RECEIVERS, 1995

| RANK | EPA ID | SITE NAME | CITY | QUANTITY RECEIVED (TONS) |
|---|---|---|---|---|
| 1 | ORD089452353 | CHEMICAL WASTE MANAGEMENT OF THE NW | ARLINGTON | 130,676 |
| TOTAL | | | | 130,676 |

NOTE: COLUMNS MAY NOT SUM DUE TO ROUNDING.
STATE MAY HAVE FEWER THAN FIFTY FACILITIES THAT RECEIVED WASTE.

## OREGON

### 1995 WASTE RECEIPTS, CONTINUED

19 QUANTITY OF RCRA HAZARDOUS WASTE MANAGED, BY MANGEMENT METHOD, LIMITED TO WASTE RECEIVED FROM OFFSITE, 1995

| MANAGEMENT METHOD | SYSTEM TYPE CODE | QUANTITY MANAGED (TONS) | PERCENTAGE OF QUANTITY | NUMBER OF FACILITIES | PERCENTAGE OF FACILITIES |
|---|---|---|---|---|---|
| INCINERATION | M041-M049 | 0 | .0 | 1 | 100.0 |
| STABILIZATION | M111-M119 | 137 | .1 | 1 | 100.0 |
| LANDFILL | M132 | 130,520 | 99.9 | 1 | 100.0 |
| OTHER DISPOSAL SPECIFIED IN COMMENTS | M137 | 19 | .0 | 1 | 100.0 |
| TOTAL | | 130,676 | 100.0 | 1 | |

20 MANAGEMENT METHOD, BY QUANTITY OF RCRA HAZARDOUS WASTE MANAGED, LIMITED TO WASTE RECEIVED FROM OFFSITE, 1995

| MANAGEMENT METHOD | SYSTEM TYPE CODE | QUANTITY MANAGED (TONS) | PERCENTAGE OF QUANTITY | NUMBER OF FACILITIES | PERCENTAGE OF FACILITIES |
|---|---|---|---|---|---|
| LANDFILL | M132 | 130,520 | 99.9 | 1 | 100.0 |
| STABILIZATION | M111-M119 | 137 | .1 | 1 | 100.0 |
| OTHER DISPOSAL SPECIFIED IN COMMENTS | M137 | 19 | .0 | 1 | 100.0 |
| INCINERATION | M041-M049 | 0 | .0 | 1 | 100.0 |
| TOTAL | | 130,676 | 100.0 | 1 | |

NOTE: QUANTITY MANAGED ONLY BY STORAGE IS EXCLUDED.
FACILITIES WITH ONLY STORAGE UNITS ARE EXCLUDED.
COLUMNS MAY NOT SUM DUE TO ROUNDING.
COLUMNS MAY NOT SUM TO TOTAL BECAUSE FACILITIES MAY HAVE MULTIPLE HANDLING METHODS.

# OREGON

## 1995 WASTE RECEIPTS, CONTINUED

21 MANAGEMENT METHOD AND QUANTITY OF RCRA HAZARDOUS WASTE MANAGED, BY NUMBER OF FACILITIES, LIMITED TO WASTE RECEIVED FROM OFF SITE, 1995

| MANAGEMENT METHOD | SYSTEM TYPE CODE | QUANTITY MANAGED (TONS) | PERCENTAGE OF QUANTITY | NUMBER OF FACILITIES | PERCENTAGE OF FACILITIES |
|---|---|---|---|---|---|
| INCINERATION | M041-M049 | 0 | .0 | 1 | 100.0 |
| STABILIZATION | M111-M119 | 137 | .1 | 1 | 100.0 |
| LANDFILL | M132 | 130,520 | 99.9 | 1 | 100.0 |
| OTHER DISPOSAL SPECIFIED IN COMMENTS | M137 | 19 | .0 | 1 | 100.0 |
| TOTAL | | 130,676 | 100.0 | 1 | |

NOTE: QUANTITY MANAGED ONLY BY STORAGE IS EXCLUDED.
FACILITIES WITH ONLY STORAGE UNITS ARE EXCLUDED.
COLUMNS MAY NOT SUM DUE TO ROUNDING.
COLUMNS MAY NOT SUM TO TOTAL BECAUSE FACILITIES MAY HAVE MULTIPLE HANDLING METHODS.

## OREGON

### 1995 IMPORTS AND EXPORTS

| | | | |
|---|---|---|---|
| 22 | QUANTITY OF RCRA HAZARDOUS WASTE IMPORTED: | 112,933 | TONS |
| 23 | QUANTITY OF RCRA HAZARDOUS WASTE EXPORTED: | 23,567 | TONS |

# PENNSYLVANIA

## 1995 WASTE GENERATION

1 NUMBER OF RCRA LARGE QUANTITY GENERATORS (LQGS): 1,110

2 QUANTITY OF RCRA HAZARDOUS WASTE GENERATED: 1,523,362

3 FIFTY LARGEST RCRA HAZARDOUS WASTE GENERATORS IN THE STATE, 1995

| RANK | EPA ID | SITE NAME | CITY | TOTAL GENERATED (TONS) |
|---|---|---|---|---|
| 1 | PAD002334753 | OCCIDENTAL CHEMICAL CORP | POTTSTOWN | 705,844 |
| 2 | PAD000429589 | GROWS INC | MORRISVILLE | 93,582 |
| 3 | PAD059087072 | MILL SERVICE INC BULGER PLT | BULGER | 80,999 |
| 4 | PAD004835146 | MILL SERVICE INC YUKON | YUKON | 55,361 |
| 5 | PAD980550594 | SUN CO INC MARCUS HOOK REFINERY | MARCUS HOOK | 42,943 |
| 6 | PAD990753089 | GENERAL BATTERY CORP READING COMPLEX | READING | 38,710 |
| 7 | PAD042259374 | SARTOMER CO INC | WEST CHESTER | 31,291 |
| 8 | PAD002312791 | ALLIEDSIGNAL INC FRANKFORD | PHILADELPHIA | 28,357 |
| 9 | PAD002326908 | LUKENS INC COATESVILLE FAC | COATESVILLE | 24,426 |
| 10 | PAD000436261 | RUETGERS NEASE CORP | STATE COLLEGE | 23,058 |
| 11 | PAD004325254 | ARMCO INC LYNDORA | LYNDORA | 14,463 |
| 12 | PAD003026531 | BETHLEHEM STEEL STEELTON | STEELTON | 13,984 |
| 13 | PAD002330165 | EAST PENN MFG CO | LYON STATION | 13,080 |
| 14 | PAD004336145 | WHEELING PITTSBURGH STEEL CORP ALLENPORT | ALLENPORT | 11,145 |
| 15 | PAD048203822 | LORD CORP CHEM PROD DIV SAEGERTOWN | SAEGERTOWN | 10,379 |
| 16 | PAD004335162 | ALLEGHENY LUDLUM W LEECHBURG | LEECHBURG | 10,267 |
| 17 | PAD004335154 | ALLEGHENY LUDLUM BRACKENRIDGE | BRACKENRIDGE | 10,086 |
| 18 | PAD987382108 | WORLDCLASS PROCESSING INC | AMBRIDGE | 9,324 |
| 19 | PAD074965096 | REACTIVE METALS & ALLOYS CORP | WEST PITTSBURG | 8,934 |
| 20 | PAD000606285 | HERCULES INC JEFFERSON PLT | WEST ELIZABETH | 8,858 |
| 21 | PAD980550412 | LONZA INC | CONSHOHOCKEN | 7,931 |
| 22 | PAD030069140 | QUALITY CHEMICALS INC | TYRONE | 7,569 |
| 23 | PAD087561015 | INMETCO INC | ELLWOOD CITY | 7,438 |
| 24 | PAD069778967 | AIR PRODUCTS & CHEMICALS TAMAQUA | HOMETOWN | 7,314 |
| 25 | PAD004372363 | ZINC CORP OF AMERICA MONACA | MONACA | 6,895 |
| 26 | PAD002292068 | ROHM & HAAS BRISTOL PLT | BRISTOL | 6,845 |
| 27 | PAD004322509 | WASHINGTON STEEL CORP WASHINGTON | WASHINGTON | 5,840 |
| 28 | PAD987310430 | SEPTA MIDVALE BUS GARAGE | PHILADELPHIA | 5,691 |
| 29 | PAD096837356 | BOEING DEFENSE & SPACE GROUP HELICOPTERS | RIDLEY | 5,338 |
| 30 | PAD004340444 | J&L SPECIALTY STEEL INC | MIDLAND | 4,480 |
| 31 | PAD004322343 | JESSOP STEEL COMPANY | WASHINGTON | 4,465 |
| 32 | PAD002344315 | CARPENTER TECHNOLOGY CORP | READING | 4,382 |
| 33 | PAD004336319 | PPG IND INC COATINGS & RESINS | SPRINGDALE | 4,326 |
| 34 | PAD000798629 | RHONE POULENC AG CO | AMBLER | 4,016 |
| 35 | PAD004334157 | NEVILLE CHEMICAL CO | PITTSBURGH | 3,930 |
| 36 | PAR000012161 | CAPARO STEEL CO | FARRELL | 3,696 |
| 37 | PAD000651752 | KOPPEL STEEL KOPPEL PLT | KOPPEL | 3,541 |
| 38 | PAD079181186 | GNB TECHNOLOGIES INC | DUNMORE | 3,536 |
| 39 | PAD002289700 | SUN CO INC POINT BREEZE PROCESSING | PHILADELPHIA | 3,311 |
| 40 | PAD004328852 | MOLTRUP STEEL PRODUCTS CO | BEAVER FALLS | 3,250 |
| 41 | PAD014130439 | OMG MOONEY CHEMICALS INC | FRANKLIN | 3,066 |
| 42 | PAD981109135 | ELLWOOD QUALITY STEEL CO | NEW CASTLE | 3,041 |
| 43 | PAD004337465 | SHENANGO INC | PITTSBURGH | 2,939 |
| 44 | PAD004391421 | REPUBLIC ENGINEERED STEELS | BEAVER FALLS | 2,933 |
| 45 | PAD003047792 | AMERICAN COLOR & CHEMICAL CORP | LOCK HAVEN | 2,876 |
| 46 | PAD000766063 | WASHINGTON STEEL CORP HOUSTON | HOUSTON | 2,577 |
| 47 | PAD987369170 | LACLEDE STEEL FAIRLESS WORKS | FAIRLESS HILLS | 2,446 |
| 48 | PAD077883346 | ROHM & HAAS PHIL PLT | PHILADELPHIA | 2,405 |
| 49 | PAD002327708 | AT&T MICROELECTRONICS READING | READING | 2,309 |
| 50 | PAD000736942 | CALGON CARBON CORP | PITTSBURGH | 2,275 |
| TOTAL | | | | 1,365,750 |

NOTE: STATE MAY HAVE FEWER THAN FIFTY GENERATORS.

## PENNSYLVANIA

### 1995 WASTE GENERATION, CONTINUED

4 QUANTITIES OF WASTE GENERATED IN 1995 THAT WERE

- REPORTED WITH ONLY CHARACTERISTIC WASTE CODES
- REPORTED WITH ONLY LISTED WASTE CODES
- REPORTED WITH BOTH CHARACTERISTIC AND LISTED WASTE CODES

| WASTE HAS ONLY CHARACTERISTIC CODES | TONS OF WASTE GENERATED | WASTE HAS ONLY LISTED CODES | TONS OF WASTE GENERATED | WASTE HAS BOTH CHARACTERISTIC AND LISTED CODES | TONS OF WASTE GENERATED |
|---|---|---|---|---|---|
| ONLY IGNITABLE | 17,014 | ONLY AN F CODE | 248,595 | | |
| ONLY CORROSIVE | 58,198 | ONLY A K CODE | 116,745 | | |
| ONLY REACTIVE | 751 | ONLY A P CODE | 15 | | |
| ONLY D004-17 | 105,778 | ONLY A U CODE | 1,749 | | |
| ONLY D018-43 | 715,173 | | | | |
| HAS MORE THAN ONE CHARACTERISTIC CODE | 86,314 | HAS MORE THAN ONE LISTED CODE | 4,089 | | |
| TOTAL | 983,227 | TOTAL | 371,193 | TOTAL CHAR. AND LISTED | 168,784 |

5 QUANTITIES OF WASTE GENERATED IN 1995 THAT WERE MULTIPLY CODED

| WASTE HAS ONLY CHARACTERISTIC CODES BUT MORE THAN ONE APPLIES | TONS OF WASTE GENERATED | ONLY LISTED CODES BUT HAS MORE THAN ONE | TONS OF WASTE GENERATED | BOTH CHAR. & LISTED CODES | TONS OF WASTE GENERATE |
|---|---|---|---|---|---|
| HAS IGNITABLE CODE | 48,064 | | | IGN. W/ AT LEAST 1 LSTD | 36,68 |
| HAS CORROSIVE CODE | 58,766 | | | CORR. W/ AT LEAST 1 LSTD | 37,47 |
| HAS REACTIVE CODE | 1,055 | | | REACT. W/ AT LEAST 1 LSTD | 87 |
| HAS D004-D017 CODE | 41,367 | | | D004-17 W/ AT LEAST 1 LSTD | 59,62 |
| HAS D018-D043 CODE | 31,048 | | | D018-43 W/ AT LEAST 1 LSTD | 62,90 |
| | | HAS AN F CODE | 1,214 | F WASTE W/ AT LEAST 1 CHAR | 94,17 |
| | | HAS A K CODE | 941 | K WASTE W/ AT LEAST 1 CHAR | 77,16 |
| | | HAS A P CODE | 2,876 | P WASTE W/ AT LEAST 1 CHAR | 24 |
| | | HAS A U CODE | 3,188 | U WASTE W/ AT LEAST 1 CHAR | 2,20 |
| TOTAL | 86,314 | TOTAL | 4,089 | TOTAL | 168,78 |

NOTE: COLUMNS DO NOT SUM TO TOTAL BECAUSE A WASTE CODE MAY APPLY TO MORE THAN ONE WASTE.
MIXTURES WITH IGNITABLE, CORROSIVE, REACTIVE, D004-17, AND D018-43 CHARACTERISTIC CODES ALSO MAY CONTAIN OTHER CHARACTERISTIC WASTE CODES.
SIMILARLY, WASTES WITH F,K,P, AND U LISTED CODES MAY HAVE OTHER LISTED WASTE CODES.

# PENNSYLVANIA

## 1995 WASTE MANAGEMENT

6 NUMBER OF RCRA TSD FACILITIES: 67

7 QUANITY OF RCRA HAZARDOUS WASTE MANAGED: 1,409,381 TONS

8 FIFTY LARGEST RCRA HAZARDOUS WASTE MANAGEMENT FACILITIES, 1995

| RANK | EPA ID | SITE NAME | CITY | TONS OF WASTE MANAGED |
|---|---|---|---|---|
| 1 | PAD002334753 | OCCIDENTAL CHEMICAL CORP | POTTSTOWN | 705,340 |
| 2 | PAD004835146 | MILL SERVICE INC YUKON | YUKON | 130,837 |
| 3 | PAD000429589 | GROWS INC | MORRISVILLE | 95,445 |
| 4 | PAD059087072 | MILL SERVICE INC BULGER PLT | BULGER | 80,489 |
| 5 | PAD010154045 | ENVIRITE CORP | YORK | 69,841 |
| 6 | PAD002389559 | KEYSTONE CEMENT CO | BATH | 53,579 |
| 7 | PAD980550594 | SUN CO INC MARCUS HOOK REFINERY | MARCUS HOOK | 42,248 |
| 8 | PAD083965897 | MEDUSA CEMENT CO | WAMPUM | 38,058 |
| 9 | PAD087561015 | INMETCO INC | ELLWOOD CITY | 36,089 |
| 10 | PAD990753089 | GENERAL BATTERY CORP READING COMPLEX | READING | 31,822 |
| 11 | PAD002312791 | ALLIEDSIGNAL INC FRANKFORD | PHILADELPHIA | 28,509 |
| 12 | PAD981038227 | WORLD RESOURCES CO | POTTSVILLE | 24,899 |
| 13 | PAD042259374 | SARTOMER CO INC | WEST CHESTER | 15,622 |
| 14 | PAD085690592 | REPUBLIC ENVIRONMENTAL SYS PA | HATFIELD | 14,974 |
| 15 | PAD000606285 | HERCULES INC JEFFERSON PLT | WEST ELIZABETH | 8,681 |
| 16 | PAD980550412 | LONZA INC | CONSHOHOCKEN | 8,337 |
| 17 | PAD002292068 | ROHM & HAAS BRISTOL PLT | BRISTOL | 6,587 |
| 18 | PAD000736942 | CALGON CARBON CORP | PITTSBURGH | 5,529 |
| 19 | PAD980707087 | ENVIROTROL INC BEAVER FALLS | BEAVER FALLS | 3,859 |
| 20 | PAD987283140 | UNITED ENVIRONMENTAL GROUP INC | SEWICKLEY | 1,883 |
| 21 | PAD987367216 | AERC | ALLENTOWN | 1,618 |
| 22 | PAD064375470 | CWM COATSVILLE | COATESVILLE | 1,513 |
| 23 | PAD077883346 | ROHM & HAAS PHIL PLT | PHILADELPHIA | 1,075 |
| 24 | PAD003043353 | MERCK & CO INC CHEROKEE PLT | RIVERSIDE | 858 |
| 25 | PAD987270725 | ENVIROTROL INC DARLINGTON | DARLINGTON | 694 |
| 26 | PAD987332343 | CAPITAL PARTS WASHERS INC | LEWISBERRY | 583 |
| 27 | PAD003038056 | EI DUPONT TOWANDA | TOWANDA | 277 |
| 28 | PAD004322913 | MINE SAFETY APPLIANCES EVANS CITY | EVANS CITY | 63 |
| 29 | PAD071203046 | ICI EXPLOSIVES USA INC | TAMAQUA | 58 |
| 30 | PAD000797928 | ICI AMERICAS AERO & AUTO TAMAQUA | TAMAQUA | 8 |
| 31 | PAD009439662 | GEMCHEM INC | LITITZ | 5 |
| 32 | PA6213820503 | LETTERKENNY ARMY DEPOT | CHAMBERSBURG | 0 |
| 33 | PAD000796334 | BERG ELECTRONICS INC EMIGSVILLE | EMIGSVILLE | 0 |
| 34 | PAD002344315 | CARPENTER TECHNOLOGY CORP | READING | 0 |
| 35 | PAD049791098 | SUN CO INC GIRARD POINT PROCESSING | PHILADELPHIA | 0 |
| 36 | PAD067098822 | REMTECH ENVIRONMENTAL LEWISBERRY INC | LEWISBURG | 0 |
| 37 | PAD069778967 | AIR PRODUCTS & CHEMICALS TAMAQUA | HOMETOWN | 0 |
| 38 | PAD096837356 | BOEING DEFENSE & SPACE GROUP HELICOPTERS | RIDLEY | 0 |
| 39 | PA0890090004 | US DOE BETTIS ATOMOC POWER LAB | WEST MIFFLIN | 0 |
| TOTAL | | | | 1,409,381 |

NOTE: COLUMNS MAY NOT SUM DUE TO ROUNDING.
STATE MAY HAVE FEWER THAN FIFTY FACILITIES THAT MANAGED WASTE.
QUANTITY MANAGED ONLY BY STORAGE IS EXCLUDED.

## PENNSYLVANIA

### 1995 WASTE MANAGEMENT, CONTINUED

9 QUANTITY OF RCRA HAZARDOUS WASTE MANAGED BY MANAGEMENT METHOD, 1995

| MANAGEMENT METHOD | SYSTEM TYPE CODE | QUANTITY MANAGED (TONS) | PERCENTAGE OF QUANTITY | NUMBER OF FACILITIES | PERCENTAGE OF FACILITIES |
|---|---|---|---|---|---|
| METALS RECOVERY (FOR REUSE) | M011-M019 | 47,073 | 3.3 | 3 | 9.4 |
| SOLVENTS RECOVERY | M021-M029 | 860 | .1 | 2 | 6.3 |
| OTHER RECOVERY | M031-M039 | 2,387 | .2 | 2 | 6.3 |
| INCINERATION | M041-M049 | 9,196 | .7 | 4 | 12.5 |
| ENERGY RECOVERY (REUSE AS FUEL) | M051-M059 | 135,991 | 9.6 | 7 | 21.9 |
| FUEL BLENDING | M061 | 1,513 | .1 | 1 | 3.1 |
| AQUEOUS INORGANIC TREATMENT | M071-M079 | 310,143 | 22.0 | 5 | 15.6 |
| AQUEOUS ORGANIC AND INORGANIC TREATMENT | M091-M099 | 161 | .0 | 1 | 3.1 |
| SLUDGE TREATMENT | M101-M109 | 3,714 | .3 | 2 | 6.3 |
| STABILIZATION | M111-M119 | 81,747 | 5.8 | 4 | 12.5 |
| OTHER TREATMENT | M121-M129 | 777,246 | 55.1 | 12 | 37.5 |
| SURFACE IMPOUNDMENT | M133 | 39,350 | 2.8 | 1 | 3.1 |
| TOTAL | | 1,409,381 | 100.0 | 32 | |

10 MANAGEMENT METHOD, BY QUANTITY OF RCRA HAZARDOUS WASTE MANAGED, 1995

| MANAGEMENT METHOD | SYSTEM TYPE CODE | QUANTITY MANAGED (TONS) | PERCENTAGE OF QUANTITY | NUMBER OF FACILITIES | PERCENTAGE OF FACILITIES |
|---|---|---|---|---|---|
| OTHER TREATMENT | M121-M129 | 777,246 | 55.1 | 12 | 37.5 |
| AQUEOUS INORGANIC TREATMENT | M071-M079 | 310,143 | 22.0 | 5 | 15.6 |
| ENERGY RECOVERY (REUSE AS FUEL) | M051-M059 | 135,991 | 9.6 | 7 | 21.9 |
| STABILIZATION | M111-M119 | 81,747 | 5.8 | 4 | 12.5 |
| METALS RECOVERY (FOR REUSE) | M011-M019 | 47,073 | 3.3 | 3 | 9.4 |
| SURFACE IMPOUNDMENT | M133 | 39,350 | 2.8 | 1 | 3.1 |
| INCINERATION | M041-M049 | 9,196 | .7 | 4 | 12.5 |
| SLUDGE TREATMENT | M101-M109 | 3,714 | .3 | 2 | 6.3 |
| OTHER RECOVERY | M031-M039 | 2,387 | .2 | 2 | 6.3 |
| FUEL BLENDING | M061 | 1,513 | .1 | 1 | 3.1 |
| SOLVENTS RECOVERY | M021-M029 | 860 | .1 | 2 | 6.3 |
| AQUEOUS ORGANIC AND INORGANIC TREATMENT | M091-M099 | 161 | .0 | 1 | 3.1 |
| TOTAL | | 1,409,381 | 100.0 | 32 | |

NOTE: QUANTITY MANAGED ONLY BY STORAGE IS EXCLUDED.
FACILITIES WITH ONLY STORAGE UNITS ARE EXCLUDED.
COLUMNS MAY NOT SUM DUE TO ROUNDING.
COLUMNS MAY NOT SUM TO TOTAL BECAUSE FACILITIES MAY HAVE MULTIPLE HANDLING METHODS.

# PENNSYLVANIA

## 1995 WASTE MANAGEMENT, CONTINUED

11 MANAGEMENT METHOD AND QUANTITY OF RCRA HAZARDOUS WASTE MANAGED BY NUMBER OF FACILITIES, 1995

| MANAGEMENT METHOD | SYSTEM TYPE CODE | QUANTITY MANAGED (TONS) | PERCENTAGE OF QUANTITY | NUMBER OF FACILITIES | PERCENTAGE OF FACILITIES |
|---|---|---|---|---|---|
| OTHER TREATMENT | M121-M129 | 777,246 | 55.1 | 12 | 37.5 |
| ENERGY RECOVERY (REUSE AS FUEL) | M051-M059 | 135,991 | 9.6 | 7 | 21.9 |
| AQUEOUS INORGANIC TREATMENT | M071-M079 | 310,143 | 22.0 | 5 | 15.6 |
| INCINERATION | M041-M049 | 9,196 | .7 | 4 | 12.5 |
| STABILIZATION | M111-M119 | 81,747 | 5.8 | 4 | 12.5 |
| METALS RECOVERY (FOR REUSE) | M011-M019 | 47,073 | 3.3 | 3 | 9.4 |
| SOLVENTS RECOVERY | M021-M029 | 860 | .1 | 2 | 6.3 |
| OTHER RECOVERY | M031-M039 | 2,387 | .2 | 2 | 6.3 |
| SLUDGE TREATMENT | M101-M109 | 3,714 | .3 | 2 | 6.3 |
| FUEL BLENDING | M061 | 1,513 | .1 | 1 | 3.1 |
| AQUEOUS ORGANIC AND INORGANIC TREATMENT | M091-M099 | 161 | .0 | 1 | 3.1 |
| SURFACE IMPOUNDMENT | M133 | 39,350 | 2.8 | 1 | 3.1 |
| TOTAL | | 1,409,381 | 100.0 | 32 | |

NOTE: QUANTITY MANAGED ONLY BY STORAGE IS EXCLUDED.
FACILITIES WITH ONLY STORAGE UNITS ARE EXCLUDED.
COLUMNS MAY NOT SUM DUE TO ROUNDING.
COLUMNS MAY NOT SUM TO TOTAL BECAUSE FACILITIES MAY HAVE MULTIPLE HANDLING METHODS.

12 QUANTITY AND PERCENTAGE OF RCRA HAZARDOUS WASTEWATER AND NON-WASTEWATER MANAGED IN 1995

| MANAGEMENT TYPE | TONS MANAGED | PERCENTAGE |
|---|---|---|
| WASTEWATER | 1,094,358 | 77.6 |
| NON-WASTEWATER | 315,023 | 22.4 |
| TOTAL | 1,409,381 | 100.0 |

## PENNSYLVANIA

### 1995 WASTE SHIPMENTS

13 NUMBER OF RCRA HAZARDOUS WASTE SHIPPERS: 1109

14 QUANITIY OF RCRA HAZARDOUS WASTE SHIPPED: 469,935 TONS

15 FIFTY LARGEST RCRA HAZARDOUS WASTE SHIPPERS, 1995

| RANK | EPA ID | SITE NAME | CITY | QUANTITY SHIPPED (TONS) |
|---|---|---|---|---|
| 1 | PAD002326908 | LUKENS INC COATESVILLE FAC | COATESVILLE | 24,382 |
| 2 | PAD000436261 | RUETGERS NEASE CORP | STATE COLLEGE | 23,059 |
| 3 | PAD990753089 | GENERAL BATTERY CORP READING COMPLEX | READING | 17,130 |
| 4 | PAD042259374 | SARTOMER CO INC | WEST CHESTER | 15,669 |
| 5 | PAD004325254 | ARMCO INC LYNDORA | LYNDORA | 14,662 |
| 6 | PAD003026531 | BETHLEHEM STEEL STEELTON | STEELTON | 13,984 |
| 7 | PAD002330165 | EAST PENN MFG CO | LYON STATION | 13,119 |
| 8 | PAD004336145 | WHEELING PITTSBURGH STEEL CORP ALLENPORT | ALLENPORT | 11,145 |
| 9 | PAD048203822 | LORD CORP CHEM PROD DIV SAEGERTOWN | SAEGERTOWN | 10,379 |
| 10 | PAD004335162 | ALLEGHENY LUDLUM W LEECHBURG | LEECHBURG | 10,267 |
| 11 | PAD004335154 | ALLEGHENY LUDLUM BRACKENRIDGE | BRACKENRIDGE | 10,086 |
| 12 | PAD987382108 | WORLDCLASS PROCESSING INC | AMBRIDGE | 9,221 |
| 13 | PAD074965096 | REACTIVE METALS & ALLOYS CORP | WEST PITTSBURG | 8,934 |
| 14 | PAD030069140 | QUALITY CHEMICALS INC | TYRONE | 7,569 |
| 15 | PAD087561015 | INMETCO INC | ELLWOOD CITY | 7,438 |
| 16 | PAD069778967 | AIR PRODUCTS & CHEMICALS TAMAQUA | HOMETOWN | 7,314 |
| 17 | PAD004372363 | ZINC CORP OF AMERICA MONACA | MONACA | 6,895 |
| 18 | PAD004322509 | WASHINGTON STEEL CORP WASHINGTON | WASHINGTON | 5,840 |
| 19 | PAD987310430 | SEPTA MIDVALE BUS GARAGE | PHILADELPHIA | 5,691 |
| 20 | PAD085690592 | REPUBLIC ENVIRONMENTAL SYS PA | HATFIELD | 5,634 |
| 21 | PAD096837356 | BOEING DEFENSE & SPACE GROUP HELICOPTERS | RIDLEY | 5,357 |
| 22 | PAD004340444 | J&L SPECIALTY STEEL INC | MIDLAND | 4,481 |
| 23 | PAD004322343 | JESSOP STEEL COMPANY | WASHINGTON | 4,465 |
| 24 | PAD002344315 | CARPENTER TECHNOLOGY CORP | READING | 4,381 |
| 25 | PAD004336319 | PPG IND INC COATINGS & RESINS | SPRINGDALE | 4,323 |
| 26 | PAD000798629 | RHONE POULENC AG CO | AMBLER | 4,016 |
| 27 | PAD004334157 | NEVILLE CHEMICAL CO | PITTSBURGH | 4,015 |
| 28 | PAR000012161 | CAPARO STEEL CO | FARRELL | 3,696 |
| 29 | PAD079181186 | GNB TECHNOLOGIES INC | DUNMORE | 3,536 |
| 30 | PAD002289700 | SUN CO INC POINT BREEZE PROCESSING | PHILADELPHIA | 3,311 |
| 31 | PAD000651752 | KOPPEL STEEL KOPPEL PLT | KOPPEL | 3,282 |
| 32 | PAD004328852 | MOLTRUP STEEL PRODUCTS CO | BEAVER FALLS | 3,241 |
| 33 | PAD014130439 | OMG MOONEY CHEMICALS INC | FRANKLIN | 3,061 |
| 34 | PAD981109135 | ELLWOOD QUALITY STEEL CO | NEW CASTLE | 3,041 |
| 35 | PAD004322863 | SHARON TUBE CO | SHARON | 2,964 |
| 36 | PAD004337465 | SHENANGO INC | PITTSBURGH | 2,939 |
| 37 | PAD004391421 | REPUBLIC ENGINEERED STEELS | BEAVER FALLS | 2,933 |
| 38 | PAD064375470 | CWM COATSVILLE | COATESVILLE | 2,817 |
| 39 | PAD000766063 | WASHINGTON STEEL CORP HOUSTON | HOUSTON | 2,577 |
| 40 | PAD987369170 | LACLEDE STEEL FAIRLESS WORKS | FAIRLESS HILLS | 2,446 |
| 41 | PAD000738849 | SAFETY KLEEN WESTCHESTER | WESTCHESTER | 2,377 |
| 42 | PAD002327708 | AT&T MICROELECTRONICS READING | READING | 2,309 |
| 43 | PAD000736942 | CALGON CARBON CORP | PITTSBURGH | 2,275 |
| 44 | PAD061106209 | STANDARD STEEL FREEDOM FORGE BURNHAM | BURNHAM | 2,251 |
| 45 | PAD056723265 | KOPPERS INDUSTRIES INC | MONTGOMERY | 2,247 |
| 46 | PAD001882372 | THOMSON CONSUMER ELEC DUNMORE | DUNMORE | 2,110 |
| 47 | PAD001643691 | HARLEY DAVIDSON MOTOR CO | YORK | 1,985 |
| 48 | PAD003005014 | USEPA CERCLA WHITMOYER LABS | MYERSTOWN | 1,889 |
| 49 | PAD004335485 | SENSUS TECHNOLOGIES INC | UNIONTOWN | 1,885 |
| 50 | PAD067098822 | REMTECH ENVIRONMENTAL LEWISBERRY INC | LEWISBURG | 1,857 |
| TOTAL | | | | 320,485 |

NOTE: COLUMNS MAY NOT SUM DUE TO ROUNDING.
STATE MAY HAVE FEWER THAN FIFTY SHIPPERS.

# PENNSYLVANIA

## 1995 WASTE RECEIPTS

16 NUMBER OF RCRA HAZARDOUS WASTE RECEIVERS: 31

17 QUANITIY OF RCRA HAZARDOUS WASTE RECEIVED: 356,788 TONS

18 FIFTY LARGEST RCRA HAZARDOUS WASTE RECEIVERS, 1995

| RANK | EPA ID | SITE NAME | CITY | QUANTITY RECEIVED (TONS) |
|---|---|---|---|---|
| 1 | PAD004835146 | MILL SERVICE INC YUKON | YUKON | 75,580 |
| 2 | PAD010154045 | ENVIRITE CORP | YORK | 69,841 |
| 3 | PAD002389559 | KEYSTONE CEMENT CO | BATH | 53,579 |
| 4 | PAD083965897 | MEDUSA CEMENT CO | WAMPUM | 38,058 |
| 5 | PAD087561015 | INMETCO INC | ELLWOOD CITY | 36,089 |
| 6 | PAD981038227 | WORLD RESOURCES CO | POTTSVILLE | 24,899 |
| 7 | PAD085690592 | REPUBLIC ENVIRONMENTAL SYS PA | HATFIELD | 20,749 |
| 8 | PAD990753089 | GENERAL BATTERY CORP READING COMPLEX | READING | 10,243 |
| 9 | PAD000736942 | CALGON CARBON CORP | PITTSBURGH | 5,529 |
| 10 | PAD980707087 | ENVIROTROL INC BEAVER FALLS | BEAVER FALLS | 3,859 |
| 11 | PAD064375470 | CWM COATSVILLE | COATESVILLE | 2,455 |
| 12 | PAD000738849 | SAFETY KLEEN WESTCHESTER | WESTCHESTER | 2,084 |
| 13 | PAD987283140 | UNITED ENVIRONMENTAL GROUP INC | SEWICKLEY | 1,890 |
| 14 | PAD067098822 | REMTECH ENVIRONMENTAL LEWISBERRY INC | LEWISBURG | 1,653 |
| 15 | PAD987367216 | AERC | ALLENTOWN | 1,618 |
| 16 | PAD980550412 | LONZA INC | CONSHOHOCKEN | 1,180 |
| 17 | PAD000738823 | SAFETY KLEEN NEW KINGSTOWN | NEW KINGSTOWN | 1,009 |
| 18 | PAD982576258 | SAFETY KLEEN WEST MIFFLIN | WEST MIFFLIN | 953 |
| 19 | PAD987266715 | SAFETY KLEEN FAIRLESS HILLS | FAIRLESS HILLS | 883 |
| 20 | PAD980552020 | SAFETY KLEEN-ALLENTOWN | ALLENTOWN | 818 |
| 21 | PAD987270725 | ENVIROTROL INC DARLINGTON | DARLINGTON | 694 |
| 22 | PAD981736143 | SAFETY KLEEN JOHNSTOWN | JOHHSTOWN | 674 |
| 23 | PAD987332343 | CAPITAL PARTS WASHERS INC | LEWISBERRY | 638 |
| 24 | PAD002312791 | ALLIEDSIGNAL INC FRANKFORD | PHILADELPHIA | 503 |
| 25 | PAD086673407 | SAFETY KLEEN ERIE | ERIE | 440 |
| 26 | PAD981737109 | SAFETY KLEEN WILKES BARRE | WILKES BARRE | 394 |
| 27 | PAD987266673 | SAFETY KLEEN ATHENS | ATHENS | 356 |
| 28 | PAD009439662 | GEMCHEM INC | LITITZ | 109 |
| 29 | PAD000606285 | HERCULES INC JEFFERSON PLT | WEST ELIZABETH | 8 |
| 30 | PAD000797928 | ICI AMERICAS AERO & AUTO TAMAQUA | TAMAQUA | 1 |
| 31 | PA6213820503 | LETTERKENNY ARMY DEPOT | CHAMBERSBURG | 0 |
| TOTAL | | | | 356,788 |

NOTE: COLUMNS MAY NOT SUM DUE TO ROUNDING.
STATE MAY HAVE FEWER THAN FIFTY FACILITIES THAT RECEIVED WASTE.

## PENNSYLVANIA

### 1995 WASTE RECEIPTS, CONTINUED

19 QUANTITY OF RCRA HAZARDOUS WASTE MANAGED, BY MANGEMENT METHOD, LIMITED TO WASTE RECEIVED FROM OFFSITE, 1995

| MANAGEMENT METHOD | SYSTEM TYPE CODE | QUANTITY MANAGED (TONS) | PERCENTAGE OF QUANTITY | NUMBER OF FACILITIES | PERCENTAGE OF FACILITIES |
|---|---|---|---|---|---|
| METALS RECOVERY (FOR REUSE) | M011-M019 | 47,073 | 13.8 | 3 | 14.3 |
| SOLVENTS RECOVERY | M021-M029 | 583 | .2 | 1 | 4.8 |
| OTHER RECOVERY | M031-M039 | 2,387 | .7 | 2 | 9.5 |
| INCINERATION | M041-M049 | 1,181 | .3 | 3 | 14.3 |
| ENERGY RECOVERY (REUSE AS FUEL) | M051-M059 | 91,650 | 26.9 | 4 | 19.0 |
| FUEL BLENDING | M061 | 1,513 | .4 | 1 | 4.8 |
| AQUEOUS INORGANIC TREATMENT | M071-M079 | 78,953 | 23.2 | 3 | 14.3 |
| AQUEOUS ORGANIC AND INORGANIC TREATMENT | M091-M099 | 161 | .0 | 1 | 4.8 |
| SLUDGE TREATMENT | M101-M109 | 816 | .2 | 1 | 4.8 |
| STABILIZATION | M111-M119 | 77,932 | 22.9 | 3 | 14.3 |
| OTHER TREATMENT | M121-M129 | 38,393 | 11.3 | 8 | 38.1 |
| TOTAL | | 340,640 | 100.0 | 21 | |

20 MANAGEMENT METHOD, BY QUANTITY OF RCRA HAZARDOUS WASTE MANAGED, LIMITED TO WASTE RECEIVED FROM OFFSITE, 1995

| MANAGEMENT METHOD | SYSTEM TYPE CODE | QUANTITY MANAGED (TONS) | PERCENTAGE OF QUANTITY | NUMBER OF FACILITIES | PERCENTAGE OF FACILITIES |
|---|---|---|---|---|---|
| ENERGY RECOVERY (REUSE AS FUEL) | M051-M059 | 91,650 | 26.9 | 4 | 19.0 |
| AQUEOUS INORGANIC TREATMENT | M071-M079 | 78,953 | 23.2 | 3 | 14.3 |
| STABILIZATION | M111-M119 | 77,932 | 22.9 | 3 | 14.3 |
| METALS RECOVERY (FOR REUSE) | M011-M019 | 47,073 | 13.8 | 3 | 14.3 |
| OTHER TREATMENT | M121-M129 | 38,393 | 11.3 | 8 | 38.1 |
| OTHER RECOVERY | M031-M039 | 2,387 | .7 | 2 | 9.5 |
| FUEL BLENDING | M061 | 1,513 | .4 | 1 | 4.8 |
| INCINERATION | M041-M049 | 1,181 | .3 | 3 | 14.3 |
| SLUDGE TREATMENT | M101-M109 | 816 | .2 | 1 | 4.8 |
| SOLVENTS RECOVERY | M021-M029 | 583 | .2 | 1 | 4.8 |
| AQUEOUS ORGANIC AND INORGANIC TREATMENT | M091-M099 | 161 | .0 | 1 | 4.8 |
| TOTAL | | 340,640 | 100.0 | 21 | |

NOTE: QUANTITY MANAGED ONLY BY STORAGE IS EXCLUDED.
FACILITIES WITH ONLY STORAGE UNITS ARE EXCLUDED.
COLUMNS MAY NOT SUM DUE TO ROUNDING.
COLUMNS MAY NOT SUM TO TOTAL BECAUSE FACILITIES MAY HAVE MULTIPLE HANDLING METHODS.

# PENNSYLVANIA

## 1995 WASTE RECEIPTS, CONTINUED

21 MANAGEMENT METHOD AND QUANTITY OF RCRA HAZARDOUS WASTE MANAGED, BY NUMBER OF FACILITIES, LIMITED TO WASTE RECEIVED FROM OFF SITE, 1995

| MANAGEMENT METHOD | SYSTEM TYPE CODE | QUANTITY MANAGED (TONS) | PERCENTAGE OF QUANTITY | NUMBER OF FACILITIES | PERCENTAGE OF FACILITIES |
|---|---|---|---|---|---|
| OTHER TREATMENT | M121-M129 | 38,393 | 11.3 | 8 | 38.1 |
| ENERGY RECOVERY (REUSE AS FUEL) | M051-M059 | 91,650 | 26.9 | 4 | 19.0 |
| METALS RECOVERY (FOR REUSE) | M011-M019 | 47,073 | 13.8 | 3 | 14.3 |
| INCINERATION | M041-M049 | 1,181 | .3 | 3 | 14.3 |
| AQUEOUS INORGANIC TREATMENT | M071-M079 | 78,953 | 23.2 | 3 | 14.3 |
| STABILIZATION | M111-M119 | 77,932 | 22.9 | 3 | 14.3 |
| OTHER RECOVERY | M031-M039 | 2,387 | .7 | 2 | 9.5 |
| SOLVENTS RECOVERY | M021-M029 | 583 | .2 | 1 | 4.8 |
| FUEL BLENDING | M061 | 1,513 | .4 | 1 | 4.8 |
| AQUEOUS ORGANIC AND INORGANIC TREATMENT | M091-M099 | 161 | .0 | 1 | 4.8 |
| SLUDGE TREATMENT | M101-M109 | 816 | .2 | 1 | 4.8 |
| TOTAL | | 340,640 | 100.0 | 21 | |

NOTE: QUANTITY MANAGED ONLY BY STORAGE IS EXCLUDED.
FACILITIES WITH ONLY STORAGE UNITS ARE EXCLUDED.
COLUMNS MAY NOT SUM DUE TO ROUNDING.
COLUMNS MAY NOT SUM TO TOTAL BECAUSE FACILITIES MAY HAVE MULTIPLE HANDLING METHODS.

## PENNSYLVANIA

### 1995 IMPORTS AND EXPORTS

| | | | |
|---|---|---|---|
| 22 | QUANTITY OF RCRA HAZARDOUS WASTE IMPORTED: | 217,419 | TONS |
| 23 | QUANTITY OF RCRA HAZARDOUS WASTE EXPORTED: | 269,731 | TONS |

# PUERTO RICO

## 1995 WASTE GENERATION

1 NUMBER OF RCRA LARGE QUANTITY GENERATORS (LQGS): 68

2 QUANTITY OF RCRA HAZARDOUS WASTE GENERATED: 893,006

3 FIFTY LARGEST RCRA HAZARDOUS WASTE GENERATORS IN THE STATE, 1995

| RANK | EPA ID | SITE NAME | CITY | TOTAL GENERATED (TONS) |
|---|---|---|---|---|
| 1 | PRD090074071 | PUERTO RICO SUN OIL CO. | YABUCOA | 746,639 |
| 2 | PRD090021056 | SQUIBB MANUFACTURING, INC. | HUMACAO | 50,871 |
| 3 | PRD091024786 | ELI LILLY INDUSTRIES, INC. | MAYAGUEZ | 41,664 |
| 4 | PRD090613357 | SMITHKLINE BEECHAN PHARM CO. | GUAYAMA | 14,298 |
| 5 | PRD981130131 | DUPONT AGRICHEMICALS CARIBE, INC. | MANATI | 7,964 |
| 6 | PRD090346909 | PFIZER PHARMACEUTICALS INC | BARCELONETA | 6,830 |
| 7 | PRD090028101 | MERCK SHARP & DOHME QUIMICA | BARCELONETA | 5,704 |
| 8 | PRD000692525 | ANAQUEST CARIBE, INC. | GUAYAMA | 4,478 |
| 9 | PRD987374451 | ABBOTT CHEMICAL PLANT SOUTH | BARCELONETA | 4,398 |
| 10 | PRD991291972 | PHILLIPS PUERTO RICO CORE INC. | GUAYAMA | 1,940 |
| 11 | PRD090139536 | SHERING INDUSTRIAL DEVELOPMENT | BO. COTO NORTE MANATI | 1,623 |
| 12 | PRD090131251 | ABBOTT CHEMICALS, INC. | BARCELONETA | 1,097 |
| 13 | PRD090399718 | SAFETY KLEEN ENVIRONSYSTEMS CO. | MANATI | 867 |
| 14 | PRD980536049 | JOHNSON & JOHNSON PHARMACEUTICALS | GURABO | 614 |
| 15 | PRD991291857 | CIRCO CARIBE | SAN GERMAN | 608 |
| 16 | PRD980526552 | BILCHEM LTD. | PONCE | 491 |
| 17 | PRD090584152 | ROCHE PRODUCTS INC. | MANATI | 315 |
| 18 | PRD090383860 | CARIBE GE PRODUCTS ARECIBO | ARECIBO | 282 |
| 19 | PRD980768410 | SCHERING PLOUGH PRODUCTS INC. | LAS PIEDRAS | 273 |
| 20 | PRD049532807 | SARTORIUS INC. | YAUCO | 248 |
| 21 | PRD987373578 | IPR PHARMACEUTICALS | GUAYAMA | 198 |
| 22 | PRD980594618 | UNION CARBIDE CARIBE INC. | PENUELAS | 168 |
| 23 | PRD090592544 | QUALITY ELECTROPLATING | CAGUAS | 160 |
| 24 | PRD000692723 | PRINCE MATCHABELLI, MFG. CO. | LAS PIEDRAS | 143 |
| 25 | PRD091063743 | PRODUCTOS CIRCUITOS DE PUERTO RICO | JUANA DIAZ | 99 |
| 26 | PRD987378437 | MERCK SHARP AND DOHME QUIMICA DE PR, INC | ARECIBO | 93 |
| 27 | PRD000708305 | CUTLER -HAMMER DE PR CO. | TOA BAJA | 89 |
| 28 | PRD090497959 | THERMO KING DE PUERTO RICO | ARECIBO | 82 |
| 29 | PRD090519752 | AVON MIRABELLA | AGUADILLA | 62 |
| 30 | PRD090466996 | ISLAND LITHO CORP. | BAYAMON | 57 |
| 31 | PRD174050377 | MOVA PHARMACEUTICAL CORP. | CAGUAS | 50 |
| 32 | PRD091144709 | WARNER-LAMBERT INC. | VEGA BAJA | 47 |
| 33 | PRD980436067 | ELI LILLY IND PR03 | CAROLINA | 45 |
| 34 | PRD987366028 | GULF CHEMICAL CORPORATION | PENUELAS | 43 |
| 35 | PRD090378225 | SEARLE & CO. | CAGUAS | 43 |
| 36 | PRD091164442 | INTEL PUERTO RICO | LAS PIEDRAS | 31 |
| 37 | PRD091150060 | MOTOROLA TELECARRO DE PUERTO RICO | VEGA BAJA | 28 |
| 38 | PRD101793834 | WESLEY JESSEN (PUERTO RICO) INC. | CIDRA | 28 |
| 39 | PRD981086960 | WARNER LAMBERT INC. | FAJARDO | 25 |
| 40 | PRD090426180 | AMI GIBSON PLANT#1 | LUQUILLO | 25 |
| 41 | PRD980526180 | ANTILLES ELECTROPLATING | BAYAMON | 25 |
| 42 | PRD091197301 | LEDERLE PARENTERALS INC | CAROLINA | 21 |
| 43 | PRD982725251 | WHITEWALL LABORATORIES - P.R. | GUAYAMA | 19 |
| 44 | PRD981080682 | KENDALL MCGAW OF P.R., INC.PLANT 2 | SABANA GRANDE | 19 |
| 45 | PRD090023250 | SMITHKLINE BEECHAN PHARMACEUTICAL CO | CIDRA | 15 |
| 46 | PRD090235573 | CARIBBEAN REFRESCOS | CIDRA | 14 |
| 47 | PRD156924573 | IOLAB ,INC. | SAN GERMAN | 14 |
| 48 | PRD000692699 | MEDTRONIC P.R. INC. | VILLALBA | 14 |
| 49 | PRD000706465 | BAXTER HEALTHCARE CORP. OF P.R. | AIBONITO | 13 |
| 50 | PRD091188193 | BARD CARDIOPULMONARY, INC. | LAS PIEDRAS | 13 |
| TOTAL | | | | 892,886 |

NOTE: STATE MAY HAVE FEWER THAN FIFTY GENERATORS.

## PUERTO RICO

### 1995 WASTE GENERATION, CONTINUED

4 QUANTITIES OF WASTE GENERATED IN 1995 THAT WERE

- REPORTED WITH ONLY CHARACTERISTIC WASTE CODES
- REPORTED WITH ONLY LISTED WASTE CODES
- REPORTED WITH BOTH CHARACTERISTIC AND LISTED WASTE CODES

| WASTE HAS ONLY CHARACTERISTIC CODES | TONS OF WASTE GENERATED | WASTE HAS ONLY LISTED CODES | TONS OF WASTE GENERATED | WASTE HAS BOTH CHARACTERISTIC AND LISTED CODES | TONS OF WASTE GENERATED |
|---|---|---|---|---|---|
| ONLY IGNITABLE | 6,833 | ONLY AN F CODE | 71,960 | | |
| ONLY CORROSIVE | 4,907 | ONLY A K CODE | 989 | | |
| ONLY REACTIVE | 21 | ONLY A P CODE | 21 | | |
| ONLY D004-17 | 464 | ONLY A U CODE | 163 | | |
| ONLY D018-43 | 746,688 | | | | |
| HAS MORE THAN ONE CHARACTERISTIC CODE | 191 | HAS MORE THAN ONE LISTED CODE | 493 | | |
| TOTAL | 759,104 | TOTAL | 73,626 | TOTAL CHAR. AND LISTED | 60,265 |

5 QUANTITIES OF WASTE GENERATED IN 1995 THAT WERE MULTIPLY CODED

| WASTE HAS ONLY CHARACTERISTIC CODES BUT MORE THAN ONE APPLIES | TONS OF WASTE GENERATED | ONLY LISTED CODES BUT HAS MORE THAN ONE | TONS OF WASTE GENERATED | BOTH CHAR. & LISTED CODES | TONS OF WASTE GENERATE |
|---|---|---|---|---|---|
| HAS IGNITABLE CODE | 25 | | | IGN. W/ AT LEAST 1 LSTD | 47,7 |
| HAS CORROSIVE CODE | 148 | | | CORR. W/ AT LEAST 1 LSTD | 13,6 |
| HAS REACTIVE CODE | 23 | | | REACT. W/ AT LEAST 1 LSTD | |
| HAS D004-D017 CODE | 175 | | | D004-17 W/ AT LEAST 1 LSTD | 4 |
| HAS D018-D043 CODE | 18 | | | D018-43 W/ AT LEAST 1 LSTD | 1,7 |
| | | HAS AN F CODE | 493 | F WASTE W/ AT LEAST 1 CHAR | 60,1 |
| | | HAS A K CODE | 493 | K WASTE W/ AT LEAST 1 CHAR | 1 |
| | | HAS A P CODE | 0 | P WASTE W/ AT LEAST 1 CHAR | 3 |
| | | HAS A U CODE | 0 | U WASTE W/ AT LEAST 1 CHAR | 9 |
| TOTAL | 191 | TOTAL | 493 | TOTAL | 60,2 |

NOTE: COLUMNS DO NOT SUM TO TOTAL BECAUSE A WASTE CODE MAY APPLY TO MORE THAN ONE WASTE.
MIXTURES WITH IGNITABLE, CORROSIVE, REACTIVE, D004-17, AND D018-43 CHARACTERISTIC CODES ALSO MAY CONTAIN OTHER CHARACTERISTIC WASTE CODES.
SIMILARLY, WASTES WITH F,K,P, AND U LISTED CODES MAY HAVE OTHER LISTED WASTE CODES.

# PUERTO RICO

## 1995 WASTE MANAGEMENT

6 NUMBER OF RCRA TSD FACILITIES: 17

7 QUANITY OF RCRA HAZARDOUS WASTE MANAGED: 836,505 TONS

8 FIFTY LARGEST RCRA HAZARDOUS WASTE MANAGEMENT FACILITIES, 1995

| RANK | EPA ID | SITE NAME | CITY | TONS OF WASTE MANAGED |
|---|---|---|---|---|
| 1 | PRD090074071 | PUERTO RICO SUN OIL CO. | YABUCOA | 746,144 |
| 2 | PRD090021056 | SQUIBB MANUFACTURING, INC. | HUMACAO | 50,833 |
| 3 | PRD090399718 | SAFETY KLEEN ENVIRONSYSTEMS CO. | MANATI | 25,438 |
| 4 | PRD090613357 | SMITHKLINE BEECHAN PHARM CO. | GUAYAMA | 13,660 |
| 5 | PRD090028101 | MERCK SHARP & DOHME QUIMICA | BARCELONETA | 323 |
| 6 | PRD980526115 | SAN JUAN CEMENT COMPANY, INC | DORADO | 81 |
| 7 | PRD980594618 | UNION CARBIDE CARIBE INC. | PENUELAS | 13 |
| 8 | PRD090378225 | SEARLE & CO. | CAGUAS | 12 |
| 9 | PRD090346909 | PFIZER PHARMACEUTICALS INC | BARCELONETA | 0 |
| 10 | PRD091188193 | BARD CARDIOPULMONARY, INC. | LAS PIEDRAS | 0 |
| 11 | PRD981130131 | DUPONT AGRICHEMICALS CARIBE, INC. | MANATI | 0 |
| 12 | PRD991291972 | PHILLIPS PUERTO RICO CORE INC. | GUAYAMA | 0 |
| TOTAL | | | | 836,505 |

NOTE: COLUMNS MAY NOT SUM DUE TO ROUNDING.
STATE MAY HAVE FEWER THAN FIFTY FACILITIES THAT MANAGED WASTE.
QUANTITY MANAGED ONLY BY STORAGE IS EXCLUDED.

## PUERTO RICO

### 1995 WASTE MANAGEMENT, CONTINUED

9 QUANTITY OF RCRA HAZARDOUS WASTE MANAGED BY MANAGEMENT METHOD, 1995

| MANAGEMENT METHOD | SYSTEM TYPE CODE | QUANTITY MANAGED (TONS) | PERCENTAGE OF QUANTITY | NUMBER OF FACILITIES | PERCENTAGE OF FACILITIES |
|---|---|---|---|---|---|
| SOLVENTS RECOVERY | M021-M029 | 1,961 | .2 | 1 | 12.5 |
| INCINERATION | M041-M049 | 35,133 | 4.2 | 5 | 62.5 |
| ENERGY RECOVERY (REUSE AS FUEL) | M051-M059 | 23,342 | 2.8 | 2 | 25.0 |
| FUEL BLENDING | M061 | 211 | .0 | 1 | 12.5 |
| AQUEOUS ORGANIC TREATMENT | M081-M089 | 774,923 | 92.6 | 2 | 25.0 |
| SLUDGE TREATMENT | M101-M109 | 923 | .1 | 1 | 12.5 |
| STABILIZATION | M111-M119 | 7 | .0 | 1 | 12.5 |
| LANDFILL | M132 | 7 | .0 | 1 | 12.5 |
| TOTAL | | 836,505 | 100.0 | 8 | |

10 MANAGEMENT METHOD, BY QUANTITY OF RCRA HAZARDOUS WASTE MANAGED, 1995

| MANAGEMENT METHOD | SYSTEM TYPE CODE | QUANTITY MANAGED (TONS) | PERCENTAGE OF QUANTITY | NUMBER OF FACILITIES | PERCENTAGE OF FACILITIES |
|---|---|---|---|---|---|
| AQUEOUS ORGANIC TREATMENT | M081-M089 | 774,923 | 92.6 | 2 | 25.0 |
| INCINERATION | M041-M049 | 35,133 | 4.2 | 5 | 62.5 |
| ENERGY RECOVERY (REUSE AS FUEL) | M051-M059 | 23,342 | 2.8 | 2 | 25.0 |
| SOLVENTS RECOVERY | M021-M029 | 1,961 | .2 | 1 | 12.5 |
| SLUDGE TREATMENT | M101-M109 | 923 | .1 | 1 | 12.5 |
| FUEL BLENDING | M061 | 211 | .0 | 1 | 12.5 |
| STABILIZATION | M111-M119 | 7 | .0 | 1 | 12.5 |
| LANDFILL | M132 | 7 | .0 | 1 | 12.5 |
| TOTAL | | 836,505 | 100.0 | 8 | |

NOTE: QUANTITY MANAGED ONLY BY STORAGE IS EXCLUDED.
FACILITIES WITH ONLY STORAGE UNITS ARE EXCLUDED.
COLUMNS MAY NOT SUM DUE TO ROUNDING.
COLUMNS MAY NOT SUM TO TOTAL BECAUSE FACILITIES MAY HAVE MULTIPLE HANDLING METHODS.

# PUERTO RICO

## 1995 WASTE MANAGEMENT, CONTINUED

11 MANAGEMENT METHOD AND QUANTITY OF RCRA HAZARDOUS WASTE MANAGED BY NUMBER OF FACILITIES, 1995

| MANAGEMENT METHOD | SYSTEM TYPE CODE | QUANTITY MANAGED (TONS) | PERCENTAGE OF QUANTITY | NUMBER OF FACILITIES | PERCENTAGE OF FACILITIES |
|---|---|---|---|---|---|
| INCINERATION | M041-M049 | 35,133 | 4.2 | 5 | 62.5 |
| ENERGY RECOVERY (REUSE AS FUEL) | M051-M059 | 23,342 | 2.8 | 2 | 25.0 |
| AQUEOUS ORGANIC TREATMENT | M081-M089 | 774,923 | 92.6 | 2 | 25.0 |
| SOLVENTS RECOVERY | M021-M029 | 1,961 | .2 | 1 | 12.5 |
| FUEL BLENDING | M061 | 211 | .0 | 1 | 12.5 |
| SLUDGE TREATMENT | M101-M109 | 923 | .1 | 1 | 12.5 |
| STABILIZATION | M111-M119 | 7 | .0 | 1 | 12.5 |
| LANDFILL | M132 | 7 | .0 | 1 | 12.5 |
| TOTAL | | 836,505 | 100.0 | 8 | |

NOTE: QUANTITY MANAGED ONLY BY STORAGE IS EXCLUDED.
FACILITIES WITH ONLY STORAGE UNITS ARE EXCLUDED.
COLUMNS MAY NOT SUM DUE TO ROUNDING.
COLUMNS MAY NOT SUM TO TOTAL BECAUSE FACILITIES MAY HAVE MULTIPLE HANDLING METHODS.

12 QUANTITY AND PERCENTAGE OF RCRA HAZARDOUS WASTEWATER AND NON-WASTEWATER MANAGED IN 1995

| MANAGEMENT TYPE | TONS MANAGED | PERCENTAGE |
|---|---|---|
| WASTEWATER | 796,121 | 95.2 |
| NON-WASTEWATER | 40,384 | 4.8 |
| TOTAL | 836,505 | 100.0 |

## PUERTO RICO

### 1995 WASTE SHIPMENTS

13 NUMBER OF RCRA HAZARDOUS WASTE SHIPPERS: 67

14 QUANITIY OF RCRA HAZARDOUS WASTE SHIPPED: 62,800 TONS

15 FIFTY LARGEST RCRA HAZARDOUS WASTE SHIPPERS, 1995

| RANK | EPA ID | SITE NAME | CITY | QUANTITY SHIPPED (TONS) |
|---|---|---|---|---|
| 1 | PRD090399718 | SAFETY KLEEN ENVIRONSYSTEMS CO. | MANATI | 20,143 |
| 2 | PRD981182421 | SAFETY KLEEN ENVIRONSYSTEMS (DORADO) | DORADO | 8,725 |
| 3 | PRD981130131 | DUPONT AGRICHEMICALS CARIBE, INC. | MANATI | 7,964 |
| 4 | PRD090346909 | PFIZER PHARMACEUTICALS INC | BARCELONETA | 7,183 |
| 5 | PRD987374451 | ABBOTT CHEMICAL PLANT SOUTH | BARCELONETA | 4,300 |
| 6 | PRD090028101 | MERCK SHARP & DOHME QUIMICA | BARCELONETA | 3,682 |
| 7 | PRD090139536 | SHERING INDUSTRIAL DEVELOPMENT | BO. COTO NORTE MANATI | 1,622 |
| 8 | PRD991291972 | PHILLIPS PUERTO RICO CORE INC. | GUAYAMA | 1,604 |
| 9 | PRD090131251 | ABBOTT CHEMICALS, INC. | BARCELONETA | 1,097 |
| 10 | PRD091024786 | ELI LILLY INDUSTRIES, INC. | MAYAGUEZ | 854 |
| 11 | PRD090613357 | SMITHKLINE BEECHAN PHARM CO. | GUAYAMA | 639 |
| 12 | PRD980536049 | JOHNSON & JOHNSON PHARMACEUTICALS | GURABO | 614 |
| 13 | PRD991291857 | CIRCO CARIBE | SAN GERMAN | 565 |
| 14 | PRD090074071 | PUERTO RICO SUN OIL CO. | YABUCOA | 496 |
| 15 | PRD980526552 | BILCHEM LTD. | PONCE | 491 |
| 16 | PRD090584152 | ROCHE PRODUCTS INC. | MANATI | 315 |
| 17 | PRD090383860 | CARIBE GE PRODUCTS ARECIBO | ARECIBO | 280 |
| 18 | PRD000692525 | ANAQUEST CARIBE, INC. | GUAYAMA | 223 |
| 19 | PRD987373578 | IPR PHARMACEUTICALS | GUAYAMA | 183 |
| 20 | PRD980594618 | UNION CARBIDE CARIBE INC. | PENUELAS | 161 |
| 21 | PRD090592544 | QUALITY ELECTROPLATING | CAGUAS | 160 |
| 22 | PRD980768410 | SCHERING PLOUGH PRODUCTS INC. | LAS PIEDRAS | 153 |
| 23 | PRD091063743 | PRODUCTOS CIRCUITOS DE PUERTO RICO | JUANA DIAZ | 116 |
| 24 | PRD090497959 | THERMO KING DE PUERTO RICO | ARECIBO | 103 |
| 25 | PRD000692723 | PRINCE MATCHABELLI, MFG. CO. | LAS PIEDRAS | 90 |
| 26 | PRD000708305 | CUTLER -HAMMER DE PR CO. | TOA BAJA | 89 |
| 27 | PRD987378437 | MERCK SHARP AND DOHME QUIMICA DE PR, INC | ARECIBO | 88 |
| 28 | PRD091144709 | WARNER-LAMBERT INC. | VEGA BAJA | 80 |
| 29 | PRD090519752 | AVON MIRABELLA | AGUADILLA | 62 |
| 30 | PRD987381068 | KODAK RAHOLA, INC. | CAROLINA | 55 |
| 31 | PRD090282757 | CARIBE GENERAL ELECTRIC PRODUCTS INC. | JUANA DIAZ | 51 |
| 32 | PRD174050377 | MOVA PHARMACEUTICAL CORP. | CAGUAS | 50 |
| 33 | PRD980436067 | ELI LILLY IND PRO3 | CAROLINA | 45 |
| 34 | PRD090021056 | SQUIBB MANUFACTURING, INC. | HUMACAO | 37 |
| 35 | PRD981086960 | WARNER LAMBERT INC. | FAJARDO | 36 |
| 36 | PRD091164442 | INTEL PUERTO RICO | LAS PIEDRAS | 31 |
| 37 | PRD090378225 | SEARLE & CO. | CAGUAS | 29 |
| 38 | PRD091150060 | MOTOROLA TELECARRO DE PUERTO RICO | VEGA BAJA | 28 |
| 39 | PRD101793834 | WESLEY JESSEN (PUERTO RICO) INC. | CIDRA | 28 |
| 40 | PRD987366028 | GULF CHEMICAL CORPORATION | PENUELAS | 27 |
| 41 | PRD000706291 | ASHLAND CHEMICAL | CATANO | 26 |
| 42 | PRD090426180 | AMI GIBSON PLANT#1 | LUQUILLO | 25 |
| 43 | PRD981080682 | KENDALL MCGAW OF P.R., INC.PLANT 2 | SABANA GRANDE | 20 |
| 44 | PRD090466996 | ISLAND LITHO CORP. | BAYAMON | 20 |
| 45 | PRD982725251 | WHITEWALL LABORATORIES - P.R. | GUAYAMA | 19 |
| 46 | PRD090023250 | SMITHKLINE BEECHAN PHARMACEUTICAL CO | CIDRA | 15 |
| 47 | PRD090235573 | CARIBBEAN REFRESCOS | CIDRA | 14 |
| 48 | PRD000692699 | MEDTRONIC P.R. INC. | VILLALBA | 14 |
| 49 | PRD000706465 | BAXTER HEALTHCARE CORP. OF P.R. | AIBONITO | 14 |
| 50 | PRD156924573 | IOLAB ,INC. | SAN GERMAN | 14 |
| TOTAL | | | | 62,677 |

NOTE: COLUMNS MAY NOT SUM DUE TO ROUNDING.
STATE MAY HAVE FEWER THAN FIFTY SHIPPERS.

# PUERTO RICO

## 1995 WASTE RECEIPTS

16 NUMBER OF RCRA HAZARDOUS WASTE RECEIVERS: 3

17 QUANITIY OF RCRA HAZARDOUS WASTE RECEIVED: 38,134 TONS

18 FIFTY LARGEST RCRA HAZARDOUS WASTE RECEIVERS, 1995

| RANK | EPA ID | SITE NAME | CITY | QUANTITY RECEIVED (TONS) |
|---|---|---|---|---|
| 1 | PRD090399718 | SAFETY KLEEN ENVIRONSYSTEMS CO. | MANATI | 29,032 |
| 2 | PRD981182421 | SAFETY KLEEN ENVIRONSYSTEMS (DORADO) | DORADO | 9,020 |
| 3 | PRD980526115 | SAN JUAN CEMENT COMPANY, INC | DORADO | 81 |
| TOTAL | | | | 38,134 |

NOTE: COLUMNS MAY NOT SUM DUE TO ROUNDING.
STATE MAY HAVE FEWER THAN FIFTY FACILITIES THAT RECEIVED WASTE.

## PUERTO RICO

### 1995 WASTE RECEIPTS, CONTINUED

19 QUANTITY OF RCRA HAZARDOUS WASTE MANAGED, BY MANGEMENT METHOD, LIMITED TO WASTE RECEIVED FROM OFFSITE, 1995

| MANAGEMENT METHOD | SYSTEM TYPE CODE | QUANTITY MANAGED (TONS) | PERCENTAGE OF QUANTITY | NUMBER OF FACILITIES | PERCENTAGE OF FACILITIES |
|---|---|---|---|---|---|
| SOLVENTS RECOVERY | M021-M029 | 1,961 | 7.7 | 1 | 50.0 |
| INCINERATION | M041-M049 | 6 | .0 | 1 | 50.0 |
| ENERGY RECOVERY (REUSE AS FUEL) | M051-M059 | 23,342 | 91.5 | 2 | 100.0 |
| FUEL BLENDING | M061 | 211 | .8 | 1 | 50.0 |
| TOTAL | | 25,519 | 100.0 | 2 | |

20 MANAGEMENT METHOD, BY QUANTITY OF RCRA HAZARDOUS WASTE MANAGED, LIMITED TO WASTE RECEIVED FROM OFFSITE, 1995

| MANAGEMENT METHOD | SYSTEM TYPE CODE | QUANTITY MANAGED (TONS) | PERCENTAGE OF QUANTITY | NUMBER OF FACILITIES | PERCENTAGE OF FACILITIES |
|---|---|---|---|---|---|
| ENERGY RECOVERY (REUSE AS FUEL) | M051-M059 | 23,342 | 91.5 | 2 | 100.0 |
| SOLVENTS RECOVERY | M021-M029 | 1,961 | 7.7 | 1 | 50.0 |
| FUEL BLENDING | M061 | 211 | .8 | 1 | 50.0 |
| INCINERATION | M041-M049 | 6 | .0 | 1 | 50.0 |
| TOTAL | | 25,519 | 100.0 | 2 | |

NOTE: QUANTITY MANAGED ONLY BY STORAGE IS EXCLUDED.
FACILITIES WITH ONLY STORAGE UNITS ARE EXCLUDED.
COLUMNS MAY NOT SUM DUE TO ROUNDING.
COLUMNS MAY NOT SUM TO TOTAL BECAUSE FACILITIES MAY HAVE MULTIPLE HANDLING METHODS.

# PUERTO RICO

## 1995 WASTE RECEIPTS, CONTINUED

21 MANAGEMENT METHOD AND QUANTITY OF RCRA HAZARDOUS WASTE MANAGED, BY NUMBER OF FACILITIES, LIMITED TO WASTE RECEIVED FROM OFF SITE, 1995

| MANAGEMENT METHOD | SYSTEM TYPE CODE | QUANTITY MANAGED (TONS) | PERCENTAGE OF QUANTITY | NUMBER OF FACILITIES | PERCENTAGE OF FACILITIES |
|---|---|---|---|---|---|
| ENERGY RECOVERY (REUSE AS FUEL) | M051-M059 | 23,342 | 91.5 | 2 | 100.0 |
| SOLVENTS RECOVERY | M021-M029 | 1,961 | 7.7 | 1 | 50.0 |
| INCINERATION | M041-M049 | 6 | .0 | 1 | 50.0 |
| FUEL BLENDING | M061 | 211 | .8 | 1 | 50.0 |
| TOTAL | | 25,519 | 100.0 | 2 | |

NOTE: QUANTITY MANAGED ONLY BY STORAGE IS EXCLUDED.
FACILITIES WITH ONLY STORAGE UNITS ARE EXCLUDED.
COLUMNS MAY NOT SUM DUE TO ROUNDING.
COLUMNS MAY NOT SUM TO TOTAL BECAUSE FACILITIES MAY HAVE MULTIPLE HANDLING METHODS.

## PUERTO RICO

### 1995 IMPORTS AND EXPORTS

| | | | |
|---|---|---|---|
| 22 | QUANTITY OF RCRA HAZARDOUS WASTE IMPORTED: | 47 | TONS |
| 23 | QUANTITY OF RCRA HAZARDOUS WASTE EXPORTED: | 38,681 | TONS |

# RHODE ISLAND

## 1995 WASTE GENERATION

1 NUMBER OF RCRA LARGE QUANTITY GENERATORS (LQGS): 112

2 QUANTITY OF RCRA HAZARDOUS WASTE GENERATED: 25,428

3 FIFTY LARGEST RCRA HAZARDOUS WASTE GENERATORS IN THE STATE, 1995

| RANK | EPA ID | SITE NAME | CITY | TOTAL GENERATED (TONS) |
|---|---|---|---|---|
| 1 | RID001620210 | MICROFIN CORP | PROVIDENCE | 11,545 |
| 2 | RID062309299 | HALLMARK HEALY GROUP INC | WARWICK | 1,932 |
| 3 | RID047987060 | PRECISION ART COORDINATORS INC | EAST PROVIDENCE | 1,455 |
| 4 | RID001805670 | HOECHST CELANESE CORP | COVENTRY | 1,151 |
| 5 | RID001198605 | OSRAM SYLVANIA | CENTRAL FALLS | 828 |
| 6 | RID048976732 | NEW ENGLAND CONTAINER CO INC. | SMITHFIELDD | 778 |
| 7 | RID000791434 | CHEMART COMPANY | LINCOLN | 517 |
| 8 | RID059735761 | ADVANCED CHEMICAL CO | WARWICK | 496 |
| 9 | RID058065707 | ARKWRIGHT INCORPORATED | FISKEVILLE | 472 |
| 10 | RID062310230 | PACIFIC ANCHOR CHEMICAL CORP | CUMBERLAND | 355 |
| 11 | RID075728030 | OLIN MICROELECTRONIC MATERIALS | EAST PROVIDENCE | 341 |
| 12 | RID001438480 | CRANSTON PRINT WORKS | CRANSTON | 294 |
| 13 | RID059741520 | TEXACO/STAR ENTERPRISES SALES TERM | PROVIDENCE | 291 |
| 14 | RID001200609 | PEASE & CURREN INC | WARWICK | 245 |
| 15 | RID058058405 | CHERRY SEMICONDUCTOR | EAST GREENWICH | 216 |
| 16 | RI1170024243 | NAVAL EDUCATION AND TRAINING CTR | NEWPORT | 196 |
| 17 | RID084802842 | CHEM PAK CORPORATION | CRANSTON | 194 |
| 18 | RID001670884 | INTERPLEX METALS | PROVIDENCE | 170 |
| 19 | RID001202050 | 38015 E PROVIDENCE TERMINAL | RIVERSIDE | 167 |
| 20 | RID987467248 | INTERNATIONAL ETCHING | PROVIDENCE | 162 |
| 21 | RID000791061 | THE MONET GROUP | WARWICK | 158 |
| 22 | RID982754368 | CREATIVE GAMES INTERNATIONAL INC | SLATERSVILLE | 158 |
| 23 | RID001205780 | VICTORY FINISHING TECH INC | PROVIDENCE | 154 |
| 24 | RID001194323 | CIBA GEIGY | CRANSTON | 154 |
| 25 | RID987488301 | W P I PACKAGING & MAINT CO IN | JOHNSTON | 152 |
| 26 | RID001189273 | QUEBECOR PRINTING PROVIDENCE INC | PROVIDENCE | 152 |
| 27 | RID987490315 | NEW ENGLAND UNION CO INC | WEST WARWICK | 148 |
| 28 | RID001187277 | PROVIDENCE METALLIZING CO INC | PAWTUCKET | 144 |
| 29 | RID046615019 | LITTLE & CO. INC. | PROVIDENCE | 137 |
| 30 | RID001191055 | THE MONET GROUP, INC | EAST PROVIDENCE | 136 |
| 31 | RID075704999 | UNION INDUSTRIES | PROVIDENCE | 125 |
| 32 | RID980668610 | R I B C O MFG INC | PROVIDENCE | 116 |
| 33 | RID001200252 | TECHNIC INC | CRANSTON | 105 |
| 34 | RID001202589 | OLIN HUNT SPECIALTY PRODUCTS INC | LINCOLN | 99 |
| 35 | RID000652354 | SWAROVSKI JEWELRY US LTD | CRANSTON | 84 |
| 36 | RID987473022 | NATIONAL CHROMIUM COMPANY INC | WOONSOCKET | 79 |
| 37 | RID059735944 | MONARCH METAL FINISHING CO. INC. | PROVIDENCE | 78 |
| 38 | RIR000012393 | LAIDLAW ENV SCVS (NORTHEAST) INC | PROVIDENCE | 73 |
| 39 | RID051507044 | STANLEY-BOSTITCH | EAST GREENWICH | 63 |
| 40 | RID063900690 | ELECTRIC BOAT CORP A GENERAL DYNAMICS CO | NORTH KINGSTOWN | 62 |
| 41 | RID001460534 | TANURY INDUSTRIES | LINCOLN | 60 |
| 42 | RID987489473 | TECHNIC INC ENGINEERED POWDERS DIV | WOONSOCKET | 55 |
| 43 | RID063890214 | BOLIDEN METECH INC | MAPLEVILLE | 55 |
| 44 | RID042131318 | ARLON INC. | PROVIDENCE | 50 |
| 45 | RID001209287 | NATIONAL PLATING CORP | PROVIDENCE | 49 |
| 46 | RID001195387 | INDUPLATE, INC. | NORTH PROVIDENCE | 49 |
| 47 | RID001192145 | AMTROL INC | WEST WARWICK | 48 |
| 48 | RID001199728 | COOLEY INC. | PAWTUCKET | 44 |
| 49 | RID001199355 | ASHAWAY LINE & TWINE MFG.CO | ASHAWAY | 44 |
| 50 | RID001459890 | UNCAS MANUFACTURING CO | PROVIDENCE | 43 |
| TOTAL | | | | 24,679 |

NOTE: STATE MAY HAVE FEWER THAN FIFTY GENERATORS.

## RHODE ISLAND

### 1995 WASTE GENERATION, CONTINUED

4 QUANTITIES OF WASTE GENERATED IN 1995 THAT WERE

- REPORTED WITH ONLY CHARACTERISTIC WASTE CODES
- REPORTED WITH ONLY LISTED WASTE CODES
- REPORTED WITH BOTH CHARACTERISTIC AND LISTED WASTE CODES

| WASTE HAS ONLY CHARACTERISTIC CODES | TONS OF WASTE GENERATED | WASTE HAS ONLY LISTED CODES | TONS OF WASTE GENERATED | WASTE HAS BOTH CHARACTERISTIC AND LISTED CODES | TONS OF WASTE GENERATED |
|---|---|---|---|---|---|
| ONLY IGNITABLE | 544 | ONLY AN F CODE | 3,295 | | |
| ONLY CORROSIVE | 425 | ONLY A K CODE | 0 | | |
| ONLY REACTIVE | 19 | ONLY A P CODE | 7 | | |
| ONLY D004-17 | 14,594 | ONLY A U CODE | 335 | | |
| ONLY D018-43 | 262 | | | | |
| HAS MORE THAN ONE CHARACTERISTIC CODE | 2,497 | HAS MORE THAN ONE LISTED CODE | 0 | | |
| TOTAL | 18,341 | TOTAL | 3,637 | TOTAL CHAR. AND LISTED | 3,430 |

5 QUANTITIES OF WASTE GENERATED IN 1995 THAT WERE MULTIPLY CODED

| WASTE HAS ONLY CHARACTERISTIC CODES BUT MORE THAN ONE APPLIES | TONS OF WASTE GENERATED | ONLY LISTED CODES BUT HAS MORE THAN ONE | TONS OF WASTE GENERATED | BOTH CHAR. & LISTED CODES | TONS OF WASTE GENERAT |
|---|---|---|---|---|---|
| HAS IGNITABLE CODE | 764 | | | IGN. W/ AT LEAST 1 LSTD | 2,7 |
| HAS CORROSIVE CODE | 1,694 | | | CORR. W/ AT LEAST 1 LSTD | 1 |
| HAS REACTIVE CODE | 37 | | | REACT. W/ AT LEAST 1 LSTD | 3 |
| HAS D004-D017 CODE | 1,832 | | | D004-17 W/ AT LEAST 1 LSTD | 5 |
| HAS D018-D043 CODE | 699 | | | D018-43 W/ AT LEAST 1 LSTD | 9 |
| | | HAS AN F CODE | 0 | F WASTE W/ AT LEAST 1 CHAR | 3,4 |
| | | HAS A K CODE | 0 | K WASTE W/ AT LEAST 1 CHAR | |
| | | HAS A P CODE | 0 | P WASTE W/ AT LEAST 1 CHAR | |
| | | HAS A U CODE | 0 | U WASTE W/ AT LEAST 1 CHAR | |
| TOTAL | 2,497 | TOTAL | 0 | TOTAL | 3,4 |

NOTE: COLUMNS DO NOT SUM TO TOTAL BECAUSE A WASTE CODE MAY APPLY TO MORE THAN ONE WASTE.
MIXTURES WITH IGNITABLE, CORROSIVE, REACTIVE, D004-17, AND D018-43 CHARACTERISTIC CODES ALSO MAY CONTAIN OTHER CHARACTERISTIC WASTE CODES.
SIMILARLY, WASTES WITH F,K,P, AND U LISTED CODES MAY HAVE OTHER LISTED WASTE CODES.

# RHODE ISLAND

## 1995 WASTE MANAGEMENT

6 NUMBER OF RCRA TSD FACILITIES: 10

7 QUANITY OF RCRA HAZARDOUS WASTE MANAGED: 29,806 TONS

8 FIFTY LARGEST RCRA HAZARDOUS WASTE MANAGEMENT FACILITIES, 1995

| RANK | EPA ID | SITE NAME | CITY | TONS OF WASTE MANAGED |
|---|---|---|---|---|
| 1 | RID084802842 | CHEM PAK CORPORATION | CRANSTON | 15,672 |
| 2 | RID980906986 | 21ST CENTUARY ENVR MNGT INC OF RI | WARWICK | 13,382 |
| 3 | RID059735761 | ADVANCED CHEMICAL CO | WARWICK | 700 |
| 4 | RID001187277 | PROVIDENCE METALLIZING CO INC | PAWTUCKET | 49 |
| 5 | RID042131318 | ARLON INC. | PROVIDENCE | 3 |
| 6 | RID040098352 | NORTHLAND ENVIRONMENTAL INC | PROVIDENCE | 0 |
| TOTAL | | | | 29,806 |

NOTE: COLUMNS MAY NOT SUM DUE TO ROUNDING.
STATE MAY HAVE FEWER THAN FIFTY FACILITIES THAT MANAGED WASTE.
QUANTITY MANAGED ONLY BY STORAGE IS EXCLUDED.

## RHODE ISLAND

### 1995 WASTE MANAGEMENT, CONTINUED

9 QUANTITY OF RCRA HAZARDOUS WASTE MANAGED BY MANAGEMENT METHOD, 1995

| MANAGEMENT METHOD | SYSTEM TYPE CODE | QUANTITY MANAGED (TONS) | PERCENTAGE OF QUANTITY | NUMBER OF FACILITIES | PERCENTAGE OF FACILITIES |
|---|---|---|---|---|---|
| METALS RECOVERY (FOR REUSE) | M011-M019 | 339 | 1.1 | 2 | 40.0 |
| SOLVENTS RECOVERY | M021-M029 | 11,466 | 38.5 | 2 | 40.0 |
| INCINERATION | M041-M049 | 13 | .0 | 1 | 20.0 |
| ENERGY RECOVERY (REUSE AS FUEL) | M051-M059 | 49 | .2 | 1 | 20.0 |
| FUEL BLENDING | M061 | 4,210 | 14.1 | 1 | 20.0 |
| AQUEOUS INORGANIC TREATMENT | M071-M079 | 12,731 | 42.7 | 1 | 20.0 |
| OTHER TREATMENT | M121-M129 | 999 | 3.4 | 2 | 40.0 |
| TOTAL | | 29,806 | 100.0 | 5 | |

10 MANAGEMENT METHOD, BY QUANTITY OF RCRA HAZARDOUS WASTE MANAGED, 1995

| MANAGEMENT METHOD | SYSTEM TYPE CODE | QUANTITY MANAGED (TONS) | PERCENTAGE OF QUANTITY | NUMBER OF FACILITIES | PERCENTAGE OF FACILITIES |
|---|---|---|---|---|---|
| AQUEOUS INORGANIC TREATMENT | M071-M079 | 12,731 | 42.7 | 1 | 20.0 |
| SOLVENTS RECOVERY | M021-M029 | 11,466 | 38.5 | 2 | 40.0 |
| FUEL BLENDING | M061 | 4,210 | 14.1 | 1 | 20.0 |
| OTHER TREATMENT | M121-M129 | 999 | 3.4 | 2 | 40.0 |
| METALS RECOVERY (FOR REUSE) | M011-M019 | 339 | 1.1 | 2 | 40.0 |
| ENERGY RECOVERY (REUSE AS FUEL) | M051-M059 | 49 | .2 | 1 | 20.0 |
| INCINERATION | M041-M049 | 13 | .0 | 1 | 20.0 |
| TOTAL | | 29,806 | 100.0 | 5 | |

NOTE: QUANTITY MANAGED ONLY BY STORAGE IS EXCLUDED.
FACILITIES WITH ONLY STORAGE UNITS ARE EXCLUDED.
COLUMNS MAY NOT SUM DUE TO ROUNDING.
COLUMNS MAY NOT SUM TO TOTAL BECAUSE FACILITIES MAY HAVE MULTIPLE HANDLING METHODS.

# RHODE ISLAND

## 1995 WASTE MANAGEMENT, CONTINUED

11 MANAGEMENT METHOD AND QUANTITY OF RCRA HAZARDOUS WASTE MANAGED BY NUMBER OF FACILITIES, 1995

| MANAGEMENT METHOD | SYSTEM TYPE CODE | QUANTITY MANAGED (TONS) | PERCENTAGE OF QUANTITY | NUMBER OF FACILITIES | PERCENTAGE OF FACILITIES |
|---|---|---|---|---|---|
| METALS RECOVERY (FOR REUSE) | M011-M019 | 339 | 1.1 | 2 | 40.0 |
| SOLVENTS RECOVERY | M021-M029 | 11,466 | 38.5 | 2 | 40.0 |
| OTHER TREATMENT | M121-M129 | 999 | 3.4 | 2 | 40.0 |
| INCINERATION | M041-M049 | 13 | .0 | 1 | 20.0 |
| ENERGY RECOVERY (REUSE AS FUEL) | M051-M059 | 49 | .2 | 1 | 20.0 |
| FUEL BLENDING | M061 | 4,210 | 14.1 | 1 | 20.0 |
| AQUEOUS INORGANIC TREATMENT | M071-M079 | 12,731 | 42.7 | 1 | 20.0 |
| TOTAL | | 29,806 | 100.0 | 5 | |

NOTE: QUANTITY MANAGED ONLY BY STORAGE IS EXCLUDED.
FACILITIES WITH ONLY STORAGE UNITS ARE EXCLUDED.
COLUMNS MAY NOT SUM DUE TO ROUNDING.
COLUMNS MAY NOT SUM TO TOTAL BECAUSE FACILITIES MAY HAVE MULTIPLE HANDLING METHODS.

12 QUANTITY AND PERCENTAGE OF RCRA HAZARDOUS WASTEWATER AND NON-WASTEWATER MANAGED IN 1995

| MANAGEMENT TYPE | TONS MANAGED | PERCENTAGE |
|---|---|---|
| WASTEWATER | 13,748 | 46.1 |
| NON-WASTEWATER | 16,058 | 53.9 |
| TOTAL | 29,806 | 100.0 |

## RHODE ISLAND

### 1995 WASTE SHIPMENTS

13 NUMBER OF RCRA HAZARDOUS WASTE SHIPPERS: 102

14 QUANITIY OF RCRA HAZARDOUS WASTE SHIPPED: 13,810 TONS

15 FIFTY LARGEST RCRA HAZARDOUS WASTE SHIPPERS, 1995

| RANK | EPA ID | SITE NAME | CITY | QUANTITY SHIPPED (TONS) |
|---|---|---|---|---|
| 1 | RID040098352 | NORTHLAND ENVIRONMENTAL INC | PROVIDENCE | 3,002 |
| 2 | RID001805670 | HOECHST CELANESE CORP | COVENTRY | 1,151 |
| 3 | RID001198605 | OSRAM SYLVANIA | CENTRAL FALLS | 828 |
| 4 | RID048976732 | NEW ENGLAND CONTAINER CO INC. | SMITHFIELDD | 778 |
| 5 | RID084802842 | CHEM PAK CORPORATION | CRANSTON | 624 |
| 6 | RID980906986 | 21ST CENTUARY ENVR MNGT INC OF RI | WARWICK | 537 |
| 7 | RID000791434 | CHEMART COMPANY | LINCOLN | 517 |
| 8 | RID058065707 | ARKWRIGHT INCORPORATED | FISKEVILLE | 472 |
| 9 | RID062310230 | PACIFIC ANCHOR CHEMICAL CORP | CUMBERLAND | 351 |
| 10 | RID075728030 | OLIN MICROELECTRONIC MATERIALS | EAST PROVIDENCE | 341 |
| 11 | RID001438480 | CRANSTON PRINT WORKS | CRANSTON | 294 |
| 12 | RID059741520 | TEXACO/STAR ENTERPRISES SALES TERM | PROVIDENCE | 291 |
| 13 | RID982754368 | CREATIVE GAMES INTERNATIONAL INC | SLATERSVILLE | 255 |
| 14 | RID001200609 | PEASE & CURREN INC | WARWICK | 245 |
| 15 | RID058058405 | CHERRY SEMICONDUCTOR | EAST GREENWICH | 213 |
| 16 | RID001202050 | 38015 E PROVIDENCE TERMINAL | RIVERSIDE | 167 |
| 17 | RID000791061 | THE MONET GROUP | WARWICK | 158 |
| 18 | RI1170024243 | NAVAL EDUCATION AND TRAINING CTR | NEWPORT | 156 |
| 19 | RID001205780 | VICTORY FINISHING TECH INC | PROVIDENCE | 154 |
| 20 | RID001194323 | CIBA GEIGY | CRANSTON | 154 |
| 21 | RID987488301 | W P I PACKAGING & MAINT CO IN | JOHNSTON | 152 |
| 22 | RID987490315 | NEW ENGLAND UNION CO INC | WEST WARWICK | 148 |
| 23 | RID987467248 | INTERNATIONAL ETCHING | PROVIDENCE | 146 |
| 24 | RID001191055 | THE MONET GROUP, INC | EAST PROVIDENCE | 136 |
| 25 | RID001202589 | OLIN HUNT SPECIALTY PRODUCTS INC | LINCOLN | 99 |
| 26 | RID075704999 | UNION INDUSTRIES | PROVIDENCE | 98 |
| 27 | RID001189273 | QUEBECOR PRINTING PROVIDENCE INC | PROVIDENCE | 97 |
| 28 | RID001187277 | PROVIDENCE METALLIZING CO INC | PAWTUCKET | 95 |
| 29 | RID980668610 | R I B C O MFG INC | PROVIDENCE | 91 |
| 30 | RID059735761 | ADVANCED CHEMICAL CO | WARWICK | 90 |
| 31 | RI8170024790 | NAVAL UNDERSEA WARFARE CENTER NEWPORT DI | NEWPORT | 87 |
| 32 | RID000652354 | SWAROVSKI JEWELRY US LTD | CRANSTON | 84 |
| 33 | RID001200252 | TECHNIC INC | CRANSTON | 83 |
| 34 | RID987473022 | NATIONAL CHROMIUM COMPANY INC | WOONSOCKET | 79 |
| 35 | RID059735944 | MONARCH METAL FINISHING CO. INC. | PROVIDENCE | 78 |
| 36 | RID047987060 | PRECISION ART COORDINATORS INC | EAST PROVIDENCE | 76 |
| 37 | RIR000012393 | LAIDLAW ENV SCVS (NORTHEAST) INC | PROVIDENCE | 73 |
| 38 | RID001620210 | MICROFIN CORP | PROVIDENCE | 72 |
| 39 | RID051507044 | STANLEY-BOSTITCH | EAST GREENWICH | 63 |
| 40 | RID001460534 | TANURY INDUSTRIES | LINCOLN | 60 |
| 41 | RID063890214 | BOLIDEN METECH INC | MAPLEVILLE | 59 |
| 42 | RID042131318 | ARLON INC. | PROVIDENCE | 53 |
| 43 | RID063900690 | ELECTRIC BOAT CORP A GENERAL DYNAMICS CO | NORTH KINGSTOWN | 52 |
| 44 | RID001209287 | NATIONAL PLATING CORP | PROVIDENCE | 49 |
| 45 | RID987490372 | MUTUAL METALS INC | PROVIDENCE | 49 |
| 46 | RID001192145 | AMTROL INC | WEST WARWICK | 48 |
| 47 | RID001195387 | INDUPLATE, INC. | NORTH PROVIDENCE | 46 |
| 48 | RID001199355 | ASHAWAY LINE & TWINE MFG.CO | ASHAWAY | 44 |
| 49 | RID001459890 | UNCAS MANUFACTURING CO | PROVIDENCE | 43 |
| 50 | RID001670884 | INTERPLEX METALS | PROVIDENCE | 42 |
| TOTAL | | | | 13,080 |

NOTE: COLUMNS MAY NOT SUM DUE TO ROUNDING.
STATE MAY HAVE FEWER THAN FIFTY SHIPPERS.

# RHODE ISLAND

## 1995 WASTE RECEIPTS

16 NUMBER OF RCRA HAZARDOUS WASTE RECEIVERS: 4

17 QUANITIY OF RCRA HAZARDOUS WASTE RECEIVED: 31,532 TONS

18 FIFTY LARGEST RCRA HAZARDOUS WASTE RECEIVERS, 1995

| RANK | EPA ID | SITE NAME | CITY | QUANTITY RECEIVED (TONS) |
|---|---|---|---|---|
| 1 | RID084802842 | CHEM PAK CORPORATION | CRANSTON | 15,821 |
| 2 | RID980906986 | 21ST CENTUARY ENVR MNGT INC OF RI | WARWICK | 12,788 |
| 3 | RID040098352 | NORTHLAND ENVIRONMENTAL INC | PROVIDENCE | 2,629 |
| 4 | RID059735761 | ADVANCED CHEMICAL CO | WARWICK | 294 |
| TOTAL | | | | 31,532 |

NOTE: COLUMNS MAY NOT SUM DUE TO ROUNDING.
STATE MAY HAVE FEWER THAN FIFTY FACILITIES THAT RECEIVED WASTE.

## RHODE ISLAND

### 1995 WASTE RECEIPTS, CONTINUED

19 QUANTITY OF RCRA HAZARDOUS WASTE MANAGED, BY MANGEMENT METHOD, LIMITED TO WASTE RECEIVED FROM OFFSITE, 1995

| MANAGEMENT METHOD | SYSTEM TYPE CODE | QUANTITY MANAGED (TONS) | PERCENTAGE OF QUANTITY | NUMBER OF FACILITIES | PERCENTAGE OF FACILITIES |
|---|---|---|---|---|---|
| METALS RECOVERY (FOR REUSE) | M011-M019 | 339 | 1.2 | 2 | 66.7 |
| SOLVENTS RECOVERY | M021-M029 | 11,463 | 39.9 | 1 | 33.3 |
| INCINERATION | M041-M049 | 13 | .0 | 1 | 33.3 |
| FUEL BLENDING | M061 | 4,210 | 14.6 | 1 | 33.3 |
| AQUEOUS INORGANIC TREATMENT | M071-M079 | 12,731 | 44.3 | 1 | 33.3 |
| TOTAL | | 28,754 | 100.0 | 3 | |

20 MANAGEMENT METHOD, BY QUANTITY OF RCRA HAZARDOUS WASTE MANAGED, LIMITED TO WASTE RECEIVED FROM OFFSITE, 1995

| MANAGEMENT METHOD | SYSTEM TYPE CODE | QUANTITY MANAGED (TONS) | PERCENTAGE OF QUANTITY | NUMBER OF FACILITIES | PERCENTAGE OF FACILITIES |
|---|---|---|---|---|---|
| AQUEOUS INORGANIC TREATMENT | M071-M079 | 12,731 | 44.3 | 1 | 33.3 |
| SOLVENTS RECOVERY | M021-M029 | 11,463 | 39.9 | 1 | 33.3 |
| FUEL BLENDING | M061 | 4,210 | 14.6 | 1 | 33.3 |
| METALS RECOVERY (FOR REUSE) | M011-M019 | 339 | 1.2 | 2 | 66.7 |
| INCINERATION | M041-M049 | 13 | .0 | 1 | 33.3 |
| TOTAL | | 28,754 | 100.0 | 3 | |

NOTE: QUANTITY MANAGED ONLY BY STORAGE IS EXCLUDED.
FACILITIES WITH ONLY STORAGE UNITS ARE EXCLUDED.
COLUMNS MAY NOT SUM DUE TO ROUNDING.
COLUMNS MAY NOT SUM TO TOTAL BECAUSE FACILITIES MAY HAVE MULTIPLE HANDLING METHODS.

# RHODE ISLAND

## 1995 WASTE RECEIPTS, CONTINUED

21 MANAGEMENT METHOD AND QUANTITY OF RCRA HAZARDOUS WASTE MANAGED, BY NUMBER OF FACILITIES, LIMITED TO WASTE RECEIVED FROM OFF SITE, 1995

| MANAGEMENT METHOD | SYSTEM TYPE CODE | QUANTITY MANAGED (TONS) | PERCENTAGE OF QUANTITY | NUMBER OF FACILITIES | PERCENTAGE OF FACILITIES |
|---|---|---|---|---|---|
| METALS RECOVERY (FOR REUSE) | M011-M019 | 339 | 1.2 | 2 | 66.7 |
| SOLVENTS RECOVERY | M021-M029 | 11,463 | 39.9 | 1 | 33.3 |
| INCINERATION | M041-M049 | 13 | .0 | 1 | 33.3 |
| FUEL BLENDING | M061 | 4,210 | 14.6 | 1 | 33.3 |
| AQUEOUS INORGANIC TREATMENT | M071-M079 | 12,731 | 44.3 | 1 | 33.3 |
| TOTAL | | 28,754 | 100.0 | 3 | |

NOTE: QUANTITY MANAGED ONLY BY STORAGE IS EXCLUDED.
FACILITIES WITH ONLY STORAGE UNITS ARE EXCLUDED.
COLUMNS MAY NOT SUM DUE TO ROUNDING.
COLUMNS MAY NOT SUM TO TOTAL BECAUSE FACILITIES MAY HAVE MULTIPLE HANDLING METHODS.

## RHODE ISLAND

### 1995 IMPORTS AND EXPORTS

| | | |
|---|---|---|
| 22 | QUANTITY OF RCRA HAZARDOUS WASTE IMPORTED: | 19,518 TONS |
| 23 | QUANTITY OF RCRA HAZARDOUS WASTE EXPORTED: | 12,285 TONS |

# SOUTH CAROLINA

## 1995 WASTE GENERATION

1 NUMBER OF RCRA LARGE QUANTITY GENERATORS (LQGS): 371

2 QUANTITY OF RCRA HAZARDOUS WASTE GENERATED: 261,015

3 FIFTY LARGEST RCRA HAZARDOUS WASTE GENERATORS IN THE STATE, 1995

| RANK | EPA ID | SITE NAME | CITY | TOTAL GENERATED (TONS) |
|---|---|---|---|---|
| 1 | SCD042627448 | NIPA HARDWICKE INC | ELGIN | 83,372 |
| 2 | SCD036275626 | SOUTHEASTERN CHEMICALS & SOLVENTS CO | SUMTER | 24,180 |
| 3 | SCD070375985 | LAIDLAW ENV SVS OF SC INC | PINEWOOD | 16,318 |
| 4 | SCD044442333 | THERMALKEM INC. | ROCK HILL | 11,498 |
| 5 | SCD078065117 | SIEMENS ENERGY & AUTOMATION INC. | ROEBUCK | 10,370 |
| 6 | SCD991277716 | GEORGETOWN STEEL CORP | GEORGETOWN | 10,025 |
| 7 | SCD044940369 | NUCOR STEEL | DARLINGTON | 9,708 |
| 8 | SCD003353026 | KOPPERS INDUSTRIES INC | FLORENCE | 9,085 |
| 9 | SCD003353760 | OWEN ELECTRIC STEEL COMPANY | CAYCE | 6,566 |
| 10 | SCD077995488 | SAFETY-KLEEN CORP - LEXINGTON PLANT | LEXINGTON | 5,843 |
| 11 | SC3570024460 | USAF-CHARLESTON AIR FORCE BASE | CHARLESTON AFB | 5,040 |
| 12 | SCD070371885 | PHIBRO TECH INC | SUMTER | 4,431 |
| 13 | SCD043384072 | ALBEMARLE CORP ORANGEBURG PLT | ORANGEBURG | 4,313 |
| 14 | SCD982127581 | HELENA CHEMICAL COMPANY-FAIRFAX | FAIRFAX | 3,577 |
| 15 | SCD003368891 | HOLNAM INC | HOLLY HILL | 2,962 |
| 16 | SCD097366165 | ALUMAX OF SC | GOOSE CREEK | 2,663 |
| 17 | SCD003360476 | MACALLOY CORPORATION | N CHARLESTON | 2,522 |
| 18 | SCD980500052 | 3V INC | GEORGETOWN | 2,027 |
| 19 | SCD987578358 | TALLEY METALS TECHNOLOGY INC | HARTSVILLE | 1,861 |
| 20 | SCD981467616 | LAIDLAW ENVIRONMENTAL SERVICES (TOC) INC | ROEBUCK | 1,834 |
| 21 | SCD981031040 | SAFETY-KLEEN CORPORATION 3-066-01(GREER) | GREER | 1,687 |
| 22 | SCD003351996 | CAROLINA PLATING WORKS INC | GREENVILLE | 1,629 |
| 23 | SCD050187434 | SOUTHERN COATINGS INC | SUMTER | 1,549 |
| 24 | SCD000770263 | AMP AKZO CO-CAROLINA CIRCUITS | GREENVILLE | 1,406 |
| 25 | SCD062690557 | AVX CORPORATION-MYRTLE BEACH | MYRTLE BEACH | 1,273 |
| 26 | SCD987582632 | HITACHI ELECTRONIC DEVICES USA | GREENVILLE | 1,192 |
| 27 | SCD001368075 | GASTON COPPER RECYCLING CORP | GASTON | 1,133 |
| 28 | SCD982096372 | CONE MILLS (OLD UNION BLEACHERY) | GREENVILLE | 1,104 |
| 29 | SC1890008989 | DOE/WSRC SAVANNAH RIVER SITE | JACKSON | 1,085 |
| 30 | SCD070365051 | HAARMANN & REIMER CORP | GOOSE CREEK | 1,018 |
| 31 | SCD987582038 | FUJI PHOTO FILM INC (FA-M) | GREENWOOD | 993 |
| 32 | SCD003164662 | SEQUA CHEMICALS INC | CHESTER | 936 |
| 33 | SCD003358389 | ALBRIGHT & WILSON (AMERICAS) | CHARLESTON | 920 |
| 34 | SCD991279332 | WESTVACO CORP OLEOCHEMICALS DEPT CHAS | NORTH CHARLESTON | 912 |
| 35 | SCD000735894 | MARATHON OIL COMPANY | BELTON | 836 |
| 36 | SCD065055766 | ROBERT BOSCH CORPORATION | CHARLESTON HEIGHTS | 709 |
| 37 | SCD980841944 | KEMET ELECTRONICS CORP - FOUNTAIN INN | FOUNTAIN INN | 697 |
| 38 | SCD047555453 | SOUTHEASTERN COATED PRODUCTS | COLUMBIA | 665 |
| 39 | SCD047554753 | W R GRACE & COMPANY - CRYOVAC DIVISION | SIMPSONVILLE | 629 |
| 40 | SCD044939833 | KING'S LABORATORY INC | BLYTHEWOOD | 581 |
| 41 | SC0170022560 | CHARLESTON NAVAL COMPLEX | CHARLESTON | 566 |
| 42 | SCD041388554 | YUASA-EXIDE, INC | SUMTER | 565 |
| 43 | SCD982102147 | MACK TRUCKS INC | WINNSBORO | 551 |
| 44 | SCD041387762 | CAROLINA EASTMAN DIVISION | WEST COLUMBIA | 517 |
| 45 | SCD030090989 | AMERADA HESS-CHARLESTON | N CHARLESTON | 489 |
| 46 | SCD987579943 | ALLIED SIGNAL OAK MITSUI PARTNERSHIP | CAMDEN | 432 |
| 47 | SCD982106932 | SOUTHERN STATES GALVANIZING CO | TRAVELERS REST | 422 |
| 48 | SCD042633859 | EXIDE CORPORATION | GREER | 420 |
| 49 | SCD987571551 | FUJI PHOTO FILM INC | GREENWOOD | 406 |
| 50 | SCD062706767 | REEVES BROTHERS INC VULCAN URETHANE | SPARTANBURG | 365 |
| TOTAL | | | | 243,880 |

NOTE: STATE MAY HAVE FEWER THAN FIFTY GENERATORS.

## SOUTH CAROLINA

### 1995 WASTE GENERATION, CONTINUED

4 QUANTITIES OF WASTE GENERATED IN 1995 THAT WERE

- REPORTED WITH ONLY CHARACTERISTIC WASTE CODES
- REPORTED WITH ONLY LISTED WASTE CODES
- REPORTED WITH BOTH CHARACTERISTIC AND LISTED WASTE CODES

| WASTE HAS ONLY CHARACTERISTIC CODES | TONS OF WASTE GENERATED | WASTE HAS ONLY LISTED CODES | TONS OF WASTE GENERATED | WASTE HAS BOTH CHARACTERISTIC AND LISTED CODES | TONS OF WASTE GENERATED |
|---|---|---|---|---|---|
| ONLY IGNITABLE | 8,659 | ONLY AN F CODE | 67,734 | | |
| ONLY CORROSIVE | 3,953 | ONLY A K CODE | 24,907 | | |
| ONLY REACTIVE | 73 | ONLY A P CODE | 2 | | |
| ONLY D004-17 | 13,645 | ONLY A U CODE | 370 | | |
| ONLY D018-43 | 67,506 | | | | |
| HAS MORE THAN ONE CHARACTERISTIC CODE | 11,373 | HAS MORE THAN ONE LISTED CODE | 771 | | |
| TOTAL | 105,209 | TOTAL | 93,785 | TOTAL CHAR. AND LISTED | 62,021 |

5 QUANTITIES OF WASTE GENERATED IN 1995 THAT WERE MULTIPLY CODED

| WASTE HAS ONLY CHARACTERISTIC CODES BUT MORE THAN ONE APPLIES | TONS OF WASTE GENERATED | ONLY LISTED CODES BUT HAS MORE THAN ONE | TONS OF WASTE GENERATED | BOTH CHAR. & LISTED CODES | TONS OF WASTE GENERATE |
|---|---|---|---|---|---|
| HAS IGNITABLE CODE | 4,503 | | | IGN. W/ AT LEAST 1 LSTD | 43,66 |
| HAS CORROSIVE CODE | 7,268 | | | CORR. W/ AT LEAST 1 LSTD | 3,01 |
| HAS REACTIVE CODE | 71 | | | REACT. W/ AT LEAST 1 LSTD | 6 |
| HAS D004-D017 CODE | 9,486 | | | D004-17 W/ AT LEAST 1 LSTD | 18,96 |
| HAS D018-D043 CODE | 3,960 | | | D018-43 W/ AT LEAST 1 LSTD | 3,94 |
| | | HAS AN F CODE | 771 | F WASTE W/ AT LEAST 1 CHAR | 47,86 |
| | | HAS A K CODE | 63 | K WASTE W/ AT LEAST 1 CHAR | 9,10 |
| | | HAS A P CODE | 3 | P WASTE W/ AT LEAST 1 CHAR | 3,59 |
| | | HAS A U CODE | 707 | U WASTE W/ AT LEAST 1 CHAR | 5,92 |
| TOTAL | 11,373 | TOTAL | 771 | TOTAL | 62,02 |

NOTE: COLUMNS DO NOT SUM TO TOTAL BECAUSE A WASTE CODE MAY APPLY TO MORE THAN ONE WASTE.
MIXTURES WITH IGNITABLE, CORROSIVE, REACTIVE, D004-17, AND D018-43 CHARACTERISTIC CODES ALSO MAY CONTAIN OTHER CHARACTERISTIC WASTE CODES.
SIMILARLY, WASTES WITH F,K,P, AND U LISTED CODES MAY HAVE OTHER LISTED WASTE CODES.

# SOUTH CAROLINA

## 1995 WASTE MANAGEMENT

6 NUMBER OF RCRA TSD FACILITIES: 26

7 QUANITY OF RCRA HAZARDOUS WASTE MANAGED: 191,309 TONS

8 FIFTY LARGEST RCRA HAZARDOUS WASTE MANAGEMENT FACILITIES, 1995

| RANK | EPA ID | SITE NAME | CITY | TONS OF WASTE MANAGED |
|---|---|---|---|---|
| 1 | SCD070375985 | LAIDLAW ENV SVS OF SC INC | PINEWOOD | 77,383 |
| 2 | SCD003368891 | HOLNAM INC | HOLLY HILL | 42,879 |
| 3 | SCD981467616 | LAIDLAW ENVIRONMENTAL SERVICES (TOC) INC | ROEBUCK | 24,044 |
| 4 | SCD036275626 | SOUTHEASTERN CHEMICALS & SOLVENTS CO | SUMTER | 19,986 |
| 5 | SCD044442333 | THERMALKEM INC. | ROCK HILL | 10,942 |
| 6 | SCD070371885 | PHIBRO TECH INC | SUMTER | 10,488 |
| 7 | SCD043384072 | ALBEMARLE CORP ORANGEBURG PLT | ORANGEBURG | 3,729 |
| 8 | SCD980500052 | 3V INC | GEORGETOWN | 1,275 |
| 9 | SC1890008989 | DOE/WSRC SAVANNAH RIVER SITE | JACKSON | 577 |
| 10 | SCD981031040 | SAFETY-KLEEN CORPORATION 3-066-01(GREER) | GREER | 4 |
| 11 | SC3210020449 | USATC & FORT JACKSON | FORT JACKSON | 1 |
| 12 | SCD043979822 | DUKE POWER COMPANY (OCONEE NUCLEAR STA) | SENECA | 1 |
| 13 | SCD070619796 | DUKE POWER CO (CATAWBA NUCLEAR STATION) | YORK | 0 |
| 14 | SCD003344363 | EI DUPONT DE NEMOURS & CO (MAY PLANT LUG | LUGOFF | 0 |
| 15 | SCD003351699 | GIANT CEMENT COMPANY | HARLEYVILLE | 0 |
| 16 | SCD003358389 | ALBRIGHT & WILSON (AMERICAS) | CHARLESTON | 0 |
| 17 | SCD003361987 | ALLIED SIGNAL FIBERS COLUMBIA | COLUMBIA | 0 |
| 18 | SCD097631691 | HOECHST CELANESE CORP (GREER PLANT) | GREER | 0 |
| 19 | SC1750216169 | USMC AIR STATION | BEAUFORT | 0 |
| 20 | SC3570024460 | USAF-CHARLESTON AIR FORCE BASE | CHARLESTON AFB | 0 |
| 21 | SC7570024466 | USAF-SHAW AIR FORCE BASE | SHAW AFB | 0 |
| 22 | SC8170022620 | USN-CHARLESTON NAVAL WEAPONS STATION | GOOSE CREEK | 0 |
| TOTAL | | | | 191,309 |

NOTE: COLUMNS MAY NOT SUM DUE TO ROUNDING.
STATE MAY HAVE FEWER THAN FIFTY FACILITIES THAT MANAGED WASTE.
QUANTITY MANAGED ONLY BY STORAGE IS EXCLUDED.

## SOUTH CAROLINA

### 1995 WASTE MANAGEMENT, CONTINUED

9 QUANTITY OF RCRA HAZARDOUS WASTE MANAGED BY MANAGEMENT METHOD, 1995

| MANAGEMENT METHOD | SYSTEM TYPE CODE | QUANTITY MANAGED (TONS) | PERCENTAGE OF QUANTITY | NUMBER OF FACILITIES | PERCENTAGE OF FACILITIES |
|---|---|---|---|---|---|
| METALS RECOVERY (FOR REUSE) | M011-M019 | 44 | .0 | 1 | 7.7 |
| SOLVENTS RECOVERY | M021-M029 | 20,013 | 10.5 | 5 | 38.5 |
| OTHER RECOVERY | M031-M039 | 1,383 | .7 | 4 | 30.8 |
| INCINERATION | M041-M049 | 81,468 | 42.6 | 4 | 30.8 |
| AQUEOUS INORGANIC TREATMENT | M071-M079 | 10,488 | 5.5 | 1 | 7.7 |
| AQUEOUS ORGANIC AND INORGANIC TREATMENT | M091-M099 | 530 | .3 | 1 | 7.7 |
| OTHER TREATMENT | M121-M129 | 1 | .0 | 2 | 15.4 |
| LANDFILL | M132 | 77,383 | 40.4 | 1 | 7.7 |
| TOTAL | | 191,309 | 100.0 | 13 | |

10 MANAGEMENT METHOD, BY QUANTITY OF RCRA HAZARDOUS WASTE MANAGED, 1995

| MANAGEMENT METHOD | SYSTEM TYPE CODE | QUANTITY MANAGED (TONS) | PERCENTAGE OF QUANTITY | NUMBER OF FACILITIES | PERCENTAGE OF FACILITIES |
|---|---|---|---|---|---|
| INCINERATION | M041-M049 | 81,468 | 42.6 | 4 | 30.8 |
| LANDFILL | M132 | 77,383 | 40.4 | 1 | 7.7 |
| SOLVENTS RECOVERY | M021-M029 | 20,013 | 10.5 | 5 | 38.5 |
| AQUEOUS INORGANIC TREATMENT | M071-M079 | 10,488 | 5.5 | 1 | 7.7 |
| OTHER RECOVERY | M031-M039 | 1,383 | .7 | 4 | 30.8 |
| AQUEOUS ORGANIC AND INORGANIC TREATMENT | M091-M099 | 530 | .3 | 1 | 7.7 |
| METALS RECOVERY (FOR REUSE) | M011-M019 | 44 | .0 | 1 | 7.7 |
| OTHER TREATMENT | M121-M129 | 1 | .0 | 2 | 15.4 |
| TOTAL | | 191,309 | 100.0 | 13 | |

NOTE: QUANTITY MANAGED ONLY BY STORAGE IS EXCLUDED.
FACILITIES WITH ONLY STORAGE UNITS ARE EXCLUDED.
COLUMNS MAY NOT SUM DUE TO ROUNDING.
COLUMNS MAY NOT SUM TO TOTAL BECAUSE FACILITIES MAY HAVE MULTIPLE HANDLING METHODS.

# SOUTH CAROLINA

## 1995 WASTE MANAGEMENT, CONTINUED

11 MANAGEMENT METHOD AND QUANTITY OF RCRA HAZARDOUS WASTE MANAGED BY NUMBER OF FACILITIES, 1995

| MANAGEMENT METHOD | SYSTEM TYPE CODE | QUANTITY MANAGED (TONS) | PERCENTAGE OF QUANTITY | NUMBER OF FACILITIES | PERCENTAGE OF FACILITIES |
|---|---|---|---|---|---|
| SOLVENTS RECOVERY | M021-M029 | 20,013 | 10.5 | 5 | 38.5 |
| OTHER RECOVERY | M031-M039 | 1,383 | .7 | 4 | 30.8 |
| INCINERATION | M041-M049 | 81,468 | 42.6 | 4 | 30.8 |
| OTHER TREATMENT | M121-M129 | 1 | .0 | 2 | 15.4 |
| METALS RECOVERY (FOR REUSE) | M011-M019 | 44 | .0 | 1 | 7.7 |
| AQUEOUS INORGANIC TREATMENT | M071-M079 | 10,488 | 5.5 | 1 | 7.7 |
| AQUEOUS ORGANIC AND INORGANIC TREATMENT | M091-M099 | 530 | .3 | 1 | 7.7 |
| LANDFILL | M132 | 77,383 | 40.4 | 1 | 7.7 |
| TOTAL | | 191,309 | 100.0 | 13 | |

NOTE: QUANTITY MANAGED ONLY BY STORAGE IS EXCLUDED.
FACILITIES WITH ONLY STORAGE UNITS ARE EXCLUDED.
COLUMNS MAY NOT SUM DUE TO ROUNDING.
COLUMNS MAY NOT SUM TO TOTAL BECAUSE FACILITIES MAY HAVE MULTIPLE HANDLING METHODS.

12 QUANTITY AND PERCENTAGE OF RCRA HAZARDOUS WASTEWATER AND NON-WASTEWATER MANAGED IN 1995

| MANAGEMENT TYPE | TONS MANAGED | PERCENTAGE |
|---|---|---|
| WASTEWATER | 11,018 | 5.8 |
| NON-WASTEWATER | 180,290 | 94.2 |
| TOTAL | 191,309 | 100.0 |

## SOUTH CAROLINA

### 1995 WASTE SHIPMENTS

13 NUMBER OF RCRA HAZARDOUS WASTE SHIPPERS: 357

14 QUANITIY OF RCRA HAZARDOUS WASTE SHIPPED: 216,908 TONS

15 FIFTY LARGEST RCRA HAZARDOUS WASTE SHIPPERS, 1995

| RANK | EPA ID | SITE NAME | CITY | QUANTITY SHIPPED (TONS) |
|---|---|---|---|---|
| 1 | SCD042627448 | NIPA HARDWICKE INC | ELGIN | 59,701 |
| 2 | SCD036275626 | SOUTHEASTERN CHEMICALS & SOLVENTS CO | SUMTER | 23,782 |
| 3 | SCD070375985 | LAIDLAW ENV SVS OF SC INC | PINEWOOD | 16,547 |
| 4 | SCD077995488 | SAFETY-KLEEN CORP - LEXINGTON PLANT | LEXINGTON | 14,396 |
| 5 | SCD044442333 | THERMALKEM INC. | ROCK HILL | 11,477 |
| 6 | SCD991277716 | GEORGETOWN STEEL CORP | GEORGETOWN | 10,025 |
| 7 | SCD003353026 | KOPPERS INDUSTRIES INC | FLORENCE | 8,158 |
| 8 | SCD044940369 | NUCOR STEEL | DARLINGTON | 7,297 |
| 9 | SCD003353760 | OWEN ELECTRIC STEEL COMPANY | CAYCE | 6,516 |
| 10 | SC3570024460 | USAF-CHARLESTON AIR FORCE BASE | CHARLESTON AFB | 5,038 |
| 11 | SCD070371885 | PHIBRO TECH INC | SUMTER | 4,431 |
| 12 | SCD982127581 | HELENA CHEMICAL COMPANY-FAIRFAX | FAIRFAX | 3,573 |
| 13 | SCD003368891 | HOLNAM INC | HOLLY HILL | 2,959 |
| 14 | SCD097366165 | ALUMAX OF SC | GOOSE CREEK | 2,301 |
| 15 | SCD987578358 | TALLEY METALS TECHNOLOGY INC | HARTSVILLE | 1,808 |
| 16 | SCD001368075 | GASTON COPPER RECYCLING CORP | GASTON | 1,658 |
| 17 | SCD050187434 | SOUTHERN COATINGS INC | SUMTER | 1,549 |
| 18 | SCD982096372 | CONE MILLS (OLD UNION BLEACHERY) | GREENVILLE | 1,283 |
| 19 | SCD981031040 | SAFETY-KLEEN CORPORATION 3-066-01(GREER) | GREER | 1,278 |
| 20 | SCD062690557 | AVX CORPORATION-MYRTLE BEACH | MYRTLE BEACH | 1,253 |
| 21 | SCD987582632 | HITACHI ELECTRONIC DEVICES USA | GREENVILLE | 1,028 |
| 22 | SCD070365051 | HAARMANN & REIMER CORP | GOOSE CREEK | 1,019 |
| 23 | SCD000770263 | AMP AKZO CO-CAROLINA CIRCUITS | GREENVILLE | 1,011 |
| 24 | SCD003358389 | ALBRIGHT & WILSON (AMERICAS) | CHARLESTON | 909 |
| 25 | SCD987582038 | FUJI PHOTO FILM INC (FA-M) | GREENWOOD | 905 |
| 26 | SCD003164662 | SEQUA CHEMICALS INC | CHESTER | 870 |
| 27 | SCD000735894 | MARATHON OIL COMPANY | BELTON | 811 |
| 28 | SCD047554753 | W R GRACE & COMPANY - CRYOVAC DIVISION | SIMPSONVILLE | 777 |
| 29 | SCD980841944 | KEMET ELECTRONICS CORP - FOUNTAIN INN | FOUNTAIN INN | 700 |
| 30 | SCD065055766 | ROBERT BOSCH CORPORATION | CHARLESTON HEIGHTS | 683 |
| 31 | SCD980500052 | 3V INC | GEORGETOWN | 650 |
| 32 | SCD047555453 | SOUTHEASTERN COATED PRODUCTS | COLUMBIA | 647 |
| 33 | SCD043384072 | ALBEMARLE CORP ORANGEBURG PLT | ORANGEBURG | 584 |
| 34 | SCD982102147 | MACK TRUCKS INC | WINNSBORO | 570 |
| 35 | SCD041388554 | YUASA-EXIDE, INC | SUMTER | 568 |
| 36 | SCD044939833 | KING'S LABORATORY INC | BLYTHEWOOD | 508 |
| 37 | SCD041387762 | CAROLINA EASTMAN DIVISION | WEST COLUMBIA | 496 |
| 38 | SCD030090989 | AMERADA HESS-CHARLESTON | N CHARLESTON | 489 |
| 39 | SC0170022560 | CHARLESTON NAVAL COMPLEX | CHARLESTON | 458 |
| 40 | SCD987571551 | FUJI PHOTO FILM INC | GREENWOOD | 422 |
| 41 | SCD982106932 | SOUTHERN STATES GALVANIZING CO | TRAVELERS REST | 420 |
| 42 | SCD042633859 | EXIDE CORPORATION | GREER | 412 |
| 43 | SCD987579943 | ALLIED SIGNAL OAK MITSUI PARTNERSHIP | CAMDEN | 408 |
| 44 | SCD981467616 | LAIDLAW ENVIRONMENTAL SERVICES (TOC) INC | ROEBUCK | 381 |
| 45 | SCD055207617 | LOBECO PRODUCTS INC | LOBECO | 361 |
| 46 | SCD987580362 | CROWN METRO AEROSPACE DEACTIVATED | GREENVILLE | 333 |
| 47 | SCD991279399 | FN MANUFACTURING INC | COLUMBIA | 314 |
| 48 | SCD981014780 | INCHEM CORPORATION | ROCK HILL | 308 |
| 49 | SCD003351996 | CAROLINA PLATING WORKS INC | GREENVILLE | 308 |
| 50 | SCD062626106 | AVONDALE MILLS INC | GRANITEVILLE | 308 |
| TOTAL | | | | 202,689 |

NOTE: COLUMNS MAY NOT SUM DUE TO ROUNDING.
STATE MAY HAVE FEWER THAN FIFTY SHIPPERS.

# SOUTH CAROLINA

## 1995 WASTE RECEIPTS

16 NUMBER OF RCRA HAZARDOUS WASTE RECEIVERS: 9

17 QUANITIY OF RCRA HAZARDOUS WASTE RECEIVED: 272,585 TONS

18 FIFTY LARGEST RCRA HAZARDOUS WASTE RECEIVERS, 1995

| RANK | EPA ID | SITE NAME | CITY | QUANTITY RECEIVED (TONS) |
|---|---|---|---|---|
| 1 | SCD003351699 | GIANT CEMENT COMPANY | HARLEYVILLE | 86,599 |
| 2 | SCD070375985 | LAIDLAW ENV SVS OF SC INC | PINEWOOD | 77,127 |
| 3 | SCD003368891 | HOLNAM INC | HOLLY HILL | 42,879 |
| 4 | SCD981467616 | LAIDLAW ENVIRONMENTAL SERVICES (TOC) INC | ROEBUCK | 23,944 |
| 5 | SCD036275626 | SOUTHEASTERN CHEMICALS & SOLVENTS CO | SUMTER | 19,986 |
| 6 | SCD044442333 | THERMALKEM INC. | ROCK HILL | 10,942 |
| 7 | SCD070371885 | PHIBRO TECH INC | SUMTER | 10,488 |
| 8 | SCD981031040 | SAFETY-KLEEN CORPORATION 3-066-01(GREER) | GREER | 614 |
| 9 | SCD069314045 | MILLIKEN CHEMICAL-DEWEY PLANT | INMAN | 7 |
| TOTAL | | | | 272,585 |

NOTE: COLUMNS MAY NOT SUM DUE TO ROUNDING.
STATE MAY HAVE FEWER THAN FIFTY FACILITIES THAT RECEIVED WASTE.

## SOUTH CAROLINA

### 1995 WASTE RECEIPTS, CONTINUED

19 QUANTITY OF RCRA HAZARDOUS WASTE MANAGED, BY MANGEMENT METHOD, LIMITED TO WASTE RECEIVED FROM OFFSITE, 1995

| MANAGEMENT METHOD | SYSTEM TYPE CODE | QUANTITY MANAGED (TONS) | PERCENTAGE OF QUANTITY | NUMBER OF FACILITIES | PERCENTAGE OF FACILITIES |
|---|---|---|---|---|---|
| SOLVENTS RECOVERY | M021-M029 | 20,009 | 10.8 | 3 | 42.9 |
| OTHER RECOVERY | M031-M039 | 107 | .1 | 2 | 28.6 |
| INCINERATION | M041-M049 | 77,639 | 41.9 | 3 | 42.9 |
| AQUEOUS INORGANIC TREATMENT | M071-M079 | 10,488 | 5.7 | 1 | 14.3 |
| LANDFILL | M132 | 77,106 | 41.6 | 1 | 14.3 |
| TOTAL | | 185,348 | 100.0 | 7 | |

20 MANAGEMENT METHOD, BY QUANTITY OF RCRA HAZARDOUS WASTE MANAGED, LIMITED TO WASTE RECEIVED FROM OFFSITE, 1995

| MANAGEMENT METHOD | SYSTEM TYPE CODE | QUANTITY MANAGED (TONS) | PERCENTAGE OF QUANTITY | NUMBER OF FACILITIES | PERCENTAGE OF FACILITIES |
|---|---|---|---|---|---|
| INCINERATION | M041-M049 | 77,639 | 41.9 | 3 | 42.9 |
| LANDFILL | M132 | 77,106 | 41.6 | 1 | 14.3 |
| SOLVENTS RECOVERY | M021-M029 | 20,009 | 10.8 | 3 | 42.9 |
| AQUEOUS INORGANIC TREATMENT | M071-M079 | 10,488 | 5.7 | 1 | 14.3 |
| OTHER RECOVERY | M031-M039 | 107 | .1 | 2 | 28.6 |
| TOTAL | | 185,348 | 100.0 | 7 | |

NOTE: QUANTITY MANAGED ONLY BY STORAGE IS EXCLUDED.
FACILITIES WITH ONLY STORAGE UNITS ARE EXCLUDED.
COLUMNS MAY NOT SUM DUE TO ROUNDING.
COLUMNS MAY NOT SUM TO TOTAL BECAUSE FACILITIES MAY HAVE MULTIPLE HANDLING METHODS.

## SOUTH CAROLINA

### 1995 WASTE RECEIPTS, CONTINUED

21 MANAGEMENT METHOD AND QUANTITY OF RCRA HAZARDOUS WASTE MANAGED, BY NUMBER OF FACILITIES, LIMITED TO WASTE RECEIVED FROM OFF SITE, 1995

| MANAGEMENT METHOD | SYSTEM TYPE CODE | QUANTITY MANAGED (TONS) | PERCENTAGE OF QUANTITY | NUMBER OF FACILITIES | PERCENTAGE OF FACILITIES |
|---|---|---|---|---|---|
| SOLVENTS RECOVERY | M021-M029 | 20,009 | 10.8 | 3 | 42.9 |
| INCINERATION | M041-M049 | 77,639 | 41.9 | 3 | 42.9 |
| OTHER RECOVERY | M031-M039 | 107 | .1 | 2 | 28.6 |
| AQUEOUS INORGANIC TREATMENT | M071-M079 | 10,488 | 5.7 | 1 | 14.3 |
| LANDFILL | M132 | 77,106 | 41.6 | 1 | 14.3 |
| TOTAL | | 185,348 | 100.0 | 7 | |

NOTE: QUANTITY MANAGED ONLY BY STORAGE IS EXCLUDED.
FACILITIES WITH ONLY STORAGE UNITS ARE EXCLUDED.
COLUMNS MAY NOT SUM DUE TO ROUNDING.
COLUMNS MAY NOT SUM TO TOTAL BECAUSE FACILITIES MAY HAVE MULTIPLE HANDLING METHODS.

## SOUTH CAROLINA

### 1995 IMPORTS AND EXPORTS

| | | | |
|---|---|---|---|
| 22 | QUANTITY OF RCRA HAZARDOUS WASTE IMPORTED: | 201,551 | TONS |
| 23 | QUANTITY OF RCRA HAZARDOUS WASTE EXPORTED: | 91,427 | TONS |

# SOUTH DAKOTA

## 1995 WASTE GENERATION

1 NUMBER OF RCRA LARGE QUANTITY GENERATORS (LQGS): 16

2 QUANTITY OF RCRA HAZARDOUS WASTE GENERATED: 780

3 FIFTY LARGEST RCRA HAZARDOUS WASTE GENERATORS IN THE STATE, 1995

| RANK | EPA ID | SITE NAME | CITY | TOTAL GENERATED (TONS) |
|---|---|---|---|---|
| 1 | SDD078668696 | 3M BROOKINGS - MEDICAL DIV. | BROOKINGS | 290 |
| 2 | SD2571924644 | ELLSWORTH AIR FORCE BASE | ELLSWORTH AFB | 140 |
| 3 | SDD096407838 | ALUMAX EXTRUSIONS INC. | YANKTON | 130 |
| 4 | SDD981545577 | STAR CIRCUITS, INC. | BROOKINGS | 71 |
| 5 | SDD007262215 | DALE ELECTRONICS, INC. | YANKTON | 29 |
| 6 | SDD049521511 | DAKTRONICS, INC. | BROOKINGS | 25 |
| 7 | SDD007498371 | M-TRON INDUSTRIES INC. | YANKTON | 23 |
| 8 | SDD078013760 | CR INDUSTRIES | SPRINGFIELD | 19 |
| 9 | SDD000003855 | CCL LABEL/MODERN PRESS DIVISION | SIOUX FALLS | 18 |
| 10 | SDD982596942 | ANGUS PALM INDUSTRIES, INC. | WATERTOWN | 16 |
| 11 | SDD006167407 | WHEELER MANUFACTURING CO., INC. | LEMMON | 13 |
| 12 | SDD006198980 | MINNESOTA RUBBER | WATERTOWN | 4 |
| 13 | SDD987668449 | OMAHALINE HYDRAULICS CO. | N SIOUX CITY | 0 |
| 14 | SDD000716696 | SAFETY-KLEEN CORP. | SIOUX FALLS | 0 |
| 15 | SD0000852491 | SD DEPT AGRIC. | PIERRE | 0 |
| TOTAL | | | | 780 |

NOTE: STATE MAY HAVE FEWER THAN FIFTY GENERATORS.

## SOUTH DAKOTA

### 1995 WASTE GENERATION, CONTINUED

4 QUANTITIES OF WASTE GENERATED IN 1995 THAT WERE

- REPORTED WITH ONLY CHARACTERISTIC WASTE CODES
- REPORTED WITH ONLY LISTED WASTE CODES
- REPORTED WITH BOTH CHARACTERISTIC AND LISTED WASTE CODES

| WASTE HAS ONLY CHARACTERISTIC CODES | TONS OF WASTE GENERATED | WASTE HAS ONLY LISTED CODES | TONS OF WASTE GENERATED | WASTE HAS BOTH CHARACTERISTIC AND LISTED CODES | TONS OF WASTE GENERATED |
|---|---|---|---|---|---|
| ONLY IGNITABLE | 64 | ONLY AN F CODE | 344 | | |
| ONLY CORROSIVE | 6 | ONLY A K CODE | 0 | | |
| ONLY REACTIVE | 0 | ONLY A P CODE | 0 | | |
| ONLY D004-17 | 29 | ONLY A U CODE | 1 | | |
| ONLY D018-43 | 3 | | | | |
| HAS MORE THAN ONE CHARACTERISTIC CODE | 172 | HAS MORE THAN ONE LISTED CODE | 0 | | |
| TOTAL | 274 | TOTAL | 345 | TOTAL CHAR. AND LISTED | 161 |

5 QUANTITIES OF WASTE GENERATED IN 1995 THAT WERE MULTIPLY CODED

| WASTE HAS ONLY CHARACTERISTIC CODES BUT MORE THAN ONE APPLIES | TONS OF WASTE GENERATED | ONLY LISTED CODES BUT HAS MORE THAN ONE | TONS OF WASTE GENERATED | BOTH CHAR. & LISTED CODES | TONS OF WASTE GENERAT |
|---|---|---|---|---|---|
| HAS IGNITABLE CODE | 125 | | | IGN. W/ AT LEAST 1 LSTD | 1 |
| HAS CORROSIVE CODE | 46 | | | CORR. W/ AT LEAST 1 LSTD | |
| HAS REACTIVE CODE | 0 | | | REACT. W/ AT LEAST 1 LSTD | |
| HAS D004-D017 CODE | 155 | | | D004-17 W/ AT LEAST 1 LSTD | |
| HAS D018-D043 CODE | 120 | | | D018-43 W/ AT LEAST 1 LSTD | |
| | | HAS AN F CODE | 0 | F WASTE W/ AT LEAST 1 CHAR | 1 |
| | | HAS A K CODE | 0 | K WASTE W/ AT LEAST 1 CHAR | |
| | | HAS A P CODE | 0 | P WASTE W/ AT LEAST 1 CHAR | |
| | | HAS A U CODE | 0 | U WASTE W/ AT LEAST 1 CHAR | |
| TOTAL | 172 | TOTAL | 0 | TOTAL | 1 |

NOTE: COLUMNS DO NOT SUM TO TOTAL BECAUSE A WASTE CODE MAY APPLY TO MORE THAN ONE WASTE.
MIXTURES WITH IGNITABLE, CORROSIVE, REACTIVE, D004-17, AND D018-43 CHARACTERISTIC CODES ALSO MAY CONTAIN OTHER CHARACTERISTIC WASTE CODES.
SIMILARLY, WASTES WITH F,K,P, AND U LISTED CODES MAY HAVE OTHER LISTED WASTE CODES.

# SOUTH DAKOTA

## 1995 WASTE MANAGEMENT

6 NUMBER OF RCRA TSD FACILITIES: 3

7 QUANITY OF RCRA HAZARDOUS WASTE MANAGED: 1 TONS

8 FIFTY LARGEST RCRA HAZARDOUS WASTE MANAGEMENT FACILITIES, 1995

| RANK | EPA ID | SITE NAME | CITY | TONS OF WASTE MANAGED |
|---|---|---|---|---|
| 1 | SD2571924644 | ELLSWORTH AIR FORCE BASE | ELLSWORTH AFB | 1 |
| TOTAL | | | | 1 |

NOTE: COLUMNS MAY NOT SUM DUE TO ROUNDING.
STATE MAY HAVE FEWER THAN FIFTY FACILITIES THAT MANAGED WASTE.
QUANTITY MANAGED ONLY BY STORAGE IS EXCLUDED.

## SOUTH DAKOTA

### 1995 WASTE MANAGEMENT, CONTINUED

9 QUANTITY OF RCRA HAZARDOUS WASTE MANAGED BY MANAGEMENT METHOD, 1995

| MANAGEMENT METHOD | SYSTEM TYPE CODE | QUANTITY MANAGED (TONS) | PERCENTAGE OF QUANTITY | NUMBER OF FACILITIES | PERCENTAGE OF FACILITIES |
|---|---|---|---|---|---|
| SOLVENTS RECOVERY | M021-M029 | 1 | 100.0 | 1 | 100.0 |
| TOTAL | | 1 | 100.0 | 1 | |

10 MANAGEMENT METHOD, BY QUANTITY OF RCRA HAZARDOUS WASTE MANAGED, 1995

| MANAGEMENT METHOD | SYSTEM TYPE CODE | QUANTITY MANAGED (TONS) | PERCENTAGE OF QUANTITY | NUMBER OF FACILITIES | PERCENTAGE OF FACILITIES |
|---|---|---|---|---|---|
| SOLVENTS RECOVERY | M021-M029 | 1 | 100.0 | 1 | 100.0 |
| TOTAL | | 1 | 100.0 | 1 | |

NOTE: QUANTITY MANAGED ONLY BY STORAGE IS EXCLUDED.
FACILITIES WITH ONLY STORAGE UNITS ARE EXCLUDED.
COLUMNS MAY NOT SUM DUE TO ROUNDING.
COLUMNS MAY NOT SUM TO TOTAL BECAUSE FACILITIES MAY HAVE MULTIPLE HANDLING METHODS.

## SOUTH DAKOTA

### 1995 WASTE MANAGEMENT, CONTINUED

11 MANAGEMENT METHOD AND QUANTITY OF RCRA HAZARDOUS WASTE MANAGED BY NUMBER OF FACILITIES, 1995

| MANAGEMENT METHOD | SYSTEM TYPE CODE | QUANTITY MANAGED (TONS) | PERCENTAGE OF QUANTITY | NUMBER OF FACILITIES | PERCENTAGE OF FACILITIES |
|---|---|---|---|---|---|
| SOLVENTS RECOVERY | M021-M029 | 1 | 100.0 | 1 | 100.0 |
| TOTAL | | 1 | 100.0 | 1 | |

NOTE: QUANTITY MANAGED ONLY BY STORAGE IS EXCLUDED.
FACILITIES WITH ONLY STORAGE UNITS ARE EXCLUDED.
COLUMNS MAY NOT SUM DUE TO ROUNDING.
COLUMNS MAY NOT SUM TO TOTAL BECAUSE FACILITIES MAY HAVE MULTIPLE HANDLING METHODS.

12 QUANTITY AND PERCENTAGE OF RCRA HAZARDOUS WASTEWATER AND NON-WASTEWATER MANAGED IN 1995

| MANAGEMENT TYPE | TONS MANAGED | PERCENTAGE |
|---|---|---|
| WASTEWATER | 0 | .0 |
| NON-WASTEWATER | 1 | 100.0 |
| TOTAL | 1 | 100.0 |

## SOUTH DAKOTA

### 1995 WASTE SHIPMENTS

13 NUMBER OF RCRA HAZARDOUS WASTE SHIPPERS: 15

14 QUANITIY OF RCRA HAZARDOUS WASTE SHIPPED: 1,099 TONS

15 FIFTY LARGEST RCRA HAZARDOUS WASTE SHIPPERS, 1995

| RANK | EPA ID | SITE NAME | CITY | QUANTITY SHIPPED (TONS) |
|---|---|---|---|---|
| 1 | SDD000716696 | SAFETY-KLEEN CORP. | SIOUX FALLS | 338 |
| 2 | SDD078668696 | 3M BROOKINGS - MEDICAL DIV. | BROOKINGS | 290 |
| 3 | SD2571924644 | ELLSWORTH AIR FORCE BASE | ELLSWORTH AFB | 130 |
| 4 | SDD096407838 | ALUMAX EXTRUSIONS INC. | YANKTON | 116 |
| 5 | SDD981545577 | STAR CIRCUITS, INC. | BROOKINGS | 71 |
| 6 | SDD049521511 | DAKTRONICS, INC. | BROOKINGS | 25 |
| 7 | SDD007498371 | M-TRON INDUSTRIES INC. | YANKTON | 23 |
| 8 | SDD006167407 | WHEELER MANUFACTURING CO., INC. | LEMMON | 19 |
| 9 | SDD007262215 | DALE ELECTRONICS, INC. | YANKTON | 19 |
| 10 | SDD000003855 | CCL LABEL/MODERN PRESS DIVISION | SIOUX FALLS | 18 |
| 11 | SDD078013760 | CR INDUSTRIES | SPRINGFIELD | 17 |
| 12 | SDD982596942 | ANGUS PALM INDUSTRIES, INC. | WATERTOWN | 15 |
| 13 | SD0000852491 | SD DEPT AGRIC. | PIERRE | 13 |
| 14 | SDD006198980 | MINNESOTA RUBBER | WATERTOWN | 4 |
| 15 | SDD987668449 | OMAHALINE HYDRAULICS CO. | N SIOUX CITY | 0 |
| TOTAL | | | | 1,099 |

NOTE: COLUMNS MAY NOT SUM DUE TO ROUNDING.
STATE MAY HAVE FEWER THAN FIFTY SHIPPERS.

# SOUTH DAKOTA

## 1995 WASTE RECEIPTS

16 NUMBER OF RCRA HAZARDOUS WASTE RECEIVERS: 2

17 QUANITIY OF RCRA HAZARDOUS WASTE RECEIVED: 260 TONS

18 FIFTY LARGEST RCRA HAZARDOUS WASTE RECEIVERS, 1995

| RANK | EPA ID | SITE NAME | CITY | QUANTITY RECEIVED (TONS) |
|---|---|---|---|---|
| 1 | SDD000716696 | SAFETY-KLEEN CORP. | SIOUX FALLS | 259 |
| 2 | SD2571924644 | ELLSWORTH AIR FORCE BASE | ELLSWORTH AFB | 0 |
| TOTAL | | | | 260 |

NOTE: COLUMNS MAY NOT SUM DUE TO ROUNDING.
STATE MAY HAVE FEWER THAN FIFTY FACILITIES THAT RECEIVED WASTE.

TABLES 19, 20, AND 21 HAVE BEEN OMITTED FROM THIS REPORT BECAUSE THERE WERE NO FACILITIES IN SOUTH DAKOTA THAT REPORTED MANAGING (TREATING OR DISPOSING) RCRA HAZARDOUS WASTE IN 1995 THAT WAS RECEIVED FROM OFF SITE. THE TWO FACILITIES DESCRIBED ABOVE MAY HAVE BEEN STORAGE-ONLY FACILITIES.

## SOUTH DAKOTA

### 1995 IMPORTS AND EXPORTS

| | | | |
|---|---|---|---|
| 22 | QUANTITY OF RCRA HAZARDOUS WASTE IMPORTED: | 101 | TONS |
| 23 | QUANTITY OF RCRA HAZARDOUS WASTE EXPORTED: | 1,096 | TONS |

# TENNESSEE

## 1995 WASTE GENERATION

1 NUMBER OF RCRA LARGE QUANTITY GENERATORS (LQGS): 467

2 QUANTITY OF RCRA HAZARDOUS WASTE GENERATED: 38,686,622

3 FIFTY LARGEST RCRA HAZARDOUS WASTE GENERATORS IN THE STATE, 1995

| RANK | EPA ID | SITE NAME | CITY | TOTAL GENERATED (TONS) |
|---|---|---|---|---|
| 1 | TND003376928 | TENN EASTMAN DIVISION OF EASTMAN CHEMICA | KINGSPORT | 38,171,574 |
| 2 | TND003337292 | OLIN CORPORATION - CHARLESTON PLANT | CHARLESTON | 212,240 |
| 3 | TND067690040 | REFINED METALS CORPORATION | MEMPHIS | 98,357 |
| 4 | TN0890090004 | UNITED STATES DEPT. OF ENERGY K-25 SITE | OAK RIDGE | 82,157 |
| 5 | TND987789583 | ICI ACRYLICS- MEMPHIS (FITE RD) | MEMPHIS | 23,006 |
| 6 | TND004048690 | GENERAL SMELTING & REFINING, INC. | COLLEGE GROVE | 13,391 |
| 7 | TND058660390 | ROHM AND HAAS COMPANY | KNOXVILLE | 12,288 |
| 8 | TN3890090001 | U.S. DOE Y-12 PLANT | OAK RIDGE | 8,923 |
| 9 | TND002992287 | AMERISTEEL | JACKSON | 8,334 |
| 10 | TND007024664 | VELSICOL CHEMICAL | MEMPHIS | 3,529 |
| 11 | TN0210020582 | MILAN ARMY AMMUNITION PLANT | MILAN | 3,524 |
| 12 | TND003383551 | ALUMINUM COMPANY OF AMERICA-SOUTH PLANT | ALCOA | 3,505 |
| 13 | TND041150533 | AMERISTEEL KNOXVILLE STEEL MILL DIV. | KNOXVILLE | 2,923 |
| 14 | TN1890090003 | U.S. DOE, OAK RIDGE NATIONAL LABORATORY | OAK RIDGE | 2,008 |
| 15 | TND054481205 | NISSAN MOTOR MANUFACTURING CORPORATION, | SMYRNA | 1,801 |
| 16 | TND987777695 | SAFETY-KLEEN CORP | KNOXVILLE | 1,633 |
| 17 | TND061314803 | VELSICOL CHEMICAL CORP | CHATTANOOGA | 1,541 |
| 18 | TND095686473 | HOEGANAES CORPORATION, GALLATIN PLANT | GALLATIN | 1,308 |
| 19 | TND083525634 | ZENECA INC WEST | MT PLEASANT | 1,249 |
| 20 | TND980840524 | GREAT LAKES CHEMICAL CORPORATION | NEWPORT | 1,215 |
| 21 | TND981474125 | SAFETY-KLEEN CORP. 3-109-01 | NASHVILLE | 1,207 |
| 22 | TND004044780 | MURRAY INC | LAWRENCEBURG | 932 |
| 23 | TND980847024 | EXCEL TSD INC | MEMPHIS | 928 |
| 24 | TND981023674 | FUJI HUNT SPECIALTY PRODUCTS COMPANY C | DAYTON | 887 |
| 25 | TND981468648 | SATURN CORPORATION | SPRING HILL | 780 |
| 26 | TND007026958 | MAPCO PETROLEUM INC | MEMPHIS | 722 |
| 27 | TND991279480 | PERMA-FIX ENVIRONMENTAL SERVICES, INC. | MEMPHIS | 655 |
| 28 | TND982152324 | BEKAERT CORPORATION DYERSBURG | INDUSTRIAL PARK | 566 |
| 29 | TND120603170 | QO CHEMICALS INC A SUBSIDIARY OF GREAT L | MEMPHIS | 549 |
| 30 | TND007022072 | HARMAN AUTOMOTIVE INC | BOLIVAR | 544 |
| 31 | TND982124273 | TEKSID ALUMINUM FOUNDRY INC | DICKSON | 544 |
| 32 | TND048120083 | PETERBILT MOTORS CO | MADISON | 530 |
| 33 | TND003374790 | BRISTOL METALS, INC | BRISTOL | 503 |
| 34 | TND044264554 | PARAMOUNT PACKAGING CORPORATION | MURFREESBORO | 451 |
| 35 | TND003337839 | BOLIDEN INTERTRADE INC | COPPER HILL | 431 |
| 36 | TND008041717 | BOYLES GALVANIZING CO | NASHVILLE | 394 |
| 37 | TND078217726 | NASHVILLE THERMAL TRANSFER CORPORATION | NASHVILLE | 383 |
| 38 | TND053983862 | ZINCPRODUCTS CO, A DIV OF ALLTRISTA CORP | GREENEVILLE | 368 |
| 39 | TND004047163 | SUNBEAM FURNITURE CO | MURFREESBORO | 363 |
| 40 | TND003329083 | BROWN GALVANIZING CORPORATION | EAST | 355 |
| 41 | TND987790367 | TENNESSEE GALVANIZING INC | JASPER | 350 |
| 42 | TND066723263 | DP HOLDINGS INC DBA DAVIS PIPE | BLOUNTVILLE | 335 |
| 43 | TND069080513 | UNIVERSAL FASTENERS | CENTERVILLE | 332 |
| 44 | TND034871350 | ARVIN/GABRIEL RIDE CONTROL PRODUCTS | PULASKI | 323 |
| 45 | TND003331766 | E. I. DU PONT DE NEMOURS & CO INC | CHATTANOOGA | 305 |
| 46 | TND000648527 | DURACELL U.S.A. | CLEVELAND | 298 |
| 47 | TND007039456 | TENNESSEE ELECTROPLATING CO | RIPLEY | 294 |
| 48 | TND004042057 | THE AEROSTRUCTURES CORPORATION | NASHVILLE | 289 |
| 49 | TND001004951 | HOLLISTON MILLS, INC | CHURCH HILL | 285 |
| 50 | TND000772277 | LAIDLAW ENVIRONMENTAL SERVICES (WT) INC | ANTIOCH | 283 |
| TOTAL | | | | 38,669,694 |

NOTE: STATE MAY HAVE FEWER THAN FIFTY GENERATORS.

## TENNESSEE

### 1995 WASTE GENERATION, CONTINUED

4 QUANTITIES OF WASTE GENERATED IN 1995 THAT WERE

- REPORTED WITH ONLY CHARACTERISTIC WASTE CODES
- REPORTED WITH ONLY LISTED WASTE CODES
- REPORTED WITH BOTH CHARACTERISTIC AND LISTED WASTE CODES

| WASTE HAS ONLY CHARACTERISTIC CODES | TONS OF WASTE GENERATED | WASTE HAS ONLY LISTED CODES | TONS OF WASTE GENERATED | WASTE HAS BOTH CHARACTERISTIC AND LISTED CODES | TONS OF WASTE GENERATED |
|---|---|---|---|---|---|
| ONLY IGNITABLE | 5,807 | ONLY AN F CODE | 38,220,396 | | |
| ONLY CORROSIVE | 31,180 | ONLY A K CODE | 10,482 | | |
| ONLY REACTIVE | 2,991 | ONLY A P CODE | 132 | | |
| ONLY D004-17 | 259,825 | ONLY A U CODE | 677 | | |
| ONLY D018-43 | 797 | | | | |
| HAS MORE THAN ONE CHARACTERISTIC CODE | 109,320 | HAS MORE THAN ONE LISTED CODE | 30 | | |
| TOTAL | 409,919 | TOTAL | 38,231,716 | TOTAL CHAR. AND LISTED | 44,210 |

5 QUANTITIES OF WASTE GENERATED IN 1995 THAT WERE MULTIPLY CODED

| WASTE HAS ONLY CHARACTERISTIC CODES BUT MORE THAN ONE APPLIES | TONS OF WASTE GENERATED | ONLY LISTED CODES BUT HAS MORE THAN ONE | TONS OF WASTE GENERATED | BOTH CHAR. & LISTED CODES | TONS OF WASTE GENERATE |
|---|---|---|---|---|---|
| HAS IGNITABLE CODE | 30,881 | | | IGN. W/ AT LEAST 1 LSTD | 30,4 |
| HAS CORROSIVE CODE | 98,453 | | | CORR. W/ AT LEAST 1 LSTD | 11,9 |
| HAS REACTIVE CODE | 2,321 | | | REACT. W/ AT LEAST 1 LSTD | 8 |
| HAS D004-D017 CODE | 87,347 | | | D004-17 W/ AT LEAST 1 LSTD | 10,5 |
| HAS D018-D043 CODE | 9,194 | | | D018-43 W/ AT LEAST 1 LSTD | 3,4 |
| | | HAS AN F CODE | 17 | F WASTE W/ AT LEAST 1 CHAR | 33,1 |
| | | HAS A K CODE | 0 | K WASTE W/ AT LEAST 1 CHAR | 10,6 |
| | | HAS A P CODE | 13 | P WASTE W/ AT LEAST 1 CHAR | 1 |
| | | HAS A U CODE | 30 | U WASTE W/ AT LEAST 1 CHAR | 2 |
| TOTAL | 109,320 | TOTAL | 30 | TOTAL | 44,2 |

NOTE: COLUMNS DO NOT SUM TO TOTAL BECAUSE A WASTE CODE MAY APPLY TO MORE THAN ONE WASTE.
MIXTURES WITH IGNITABLE, CORROSIVE, REACTIVE, D004-17, AND D018-43 CHARACTERISTIC CODES ALSO MAY CONTAIN OTHER CHARACTERISTIC WASTE CODES.
SIMILARLY, WASTES WITH F,K,P, AND U LISTED CODES MAY HAVE OTHER LISTED WASTE CODES.

# TENNESSEE

## 1995 WASTE MANAGEMENT

6 NUMBER OF RCRA TSD FACILITIES: 29

7 QUANITY OF RCRA HAZARDOUS WASTE MANAGED: 38,675,221 TONS

8 FIFTY LARGEST RCRA HAZARDOUS WASTE MANAGEMENT FACILITIES, 1995

| RANK | EPA ID | SITE NAME | CITY | TONS OF WASTE MANAGED |
|---|---|---|---|---|
| 1 | TND003376928 | TENN EASTMAN DIVISION OF EASTMAN CHEMICA | KINGSPORT | 38,173,230 |
| 2 | TND003337292 | OLIN CORPORATION - CHARLESTON PLANT | CHARLESTON | 212,239 |
| 3 | TND067690040 | REFINED METALS CORPORATION | MEMPHIS | 104,857 |
| 4 | TN0890090004 | UNITED STATES DEPT. OF ENERGY K-25 SITE | OAK RIDGE | 76,870 |
| 5 | TND987789583 | ICI ACRYLICS- MEMPHIS (FITE RD) | MEMPHIS | 22,917 |
| 6 | TND004048690 | GENERAL SMELTING & REFINING, INC. | COLLEGE GROVE | 15,660 |
| 7 | TN3890090001 | U.S. DOE Y-12 PLANT | OAK RIDGE | 15,218 |
| 8 | TND058660390 | ROHM AND HAAS COMPANY | KNOXVILLE | 11,496 |
| 9 | TND000645770 | LAIDLAW ENVIRONMENTAL SERVICES TS INC | GREENBRIER | 7,982 |
| 10 | TND000614321 | LAIDLAW ENVIRONMENTAL SERVICES (GS) INC | MILLINGTON | 7,948 |
| 11 | TND980847024 | EXCEL TSD INC | MEMPHIS | 7,116 |
| 12 | TND991279480 | PERMA-FIX ENVIRONMENTAL SERVICES, INC. | MEMPHIS | 5,234 |
| 13 | TND007024664 | VELSICOL CHEMICAL | MEMPHIS | 3,509 |
| 14 | TN0210020582 | MILAN ARMY AMMUNITION PLANT | MILAN | 2,714 |
| 15 | TND987777695 | SAFETY-KLEEN CORP | KNOXVILLE | 2,069 |
| 16 | TN1890090003 | U.S. DOE, OAK RIDGE NATIONAL LABORATORY | OAK RIDGE | 1,990 |
| 17 | TND061314803 | VELSICOL CHEMICAL CORP | CHATTANOOGA | 1,521 |
| 18 | TND981474125 | SAFETY-KLEEN CORP. 3-109-01 | NASHVILLE | 1,359 |
| 19 | TND004047163 | SUNBEAM FURNITURE CO | MURFREESBORO | 340 |
| 20 | TND981027410 | SAFETY KLEEN CORP 6-051-01 | DYERSBURG | 316 |
| 21 | TND982109142 | DIVERSIFIED SCIENTIFIC SERVICES INC (DSS | KINGSTON | 255 |
| 22 | TN4210020570 | DEFENSE DISTRIBUTION DEPOT MEMPHIS | MEMPHIS | 179 |
| 23 | TN8570024044 | ARNOLD ENGINEERING DEVELOPMENT CENTER/CE | TULLAHOMA | 110 |
| 24 | TN5210020421 | HOLSTON ARMY AMMUNITION PLANT | KINGSPORT | 46 |
| 25 | TND982086969 | AMERICAN ECOLOGY RECYCLE CENTER INC | OAK RIDGE | 20 |
| 26 | TN2170022600 | NAVAL AIR STATION MEMPHIS | MEMPHIS | 16 |
| 27 | TND003331766 | E. I. DU PONT DE NEMOURS & CO INC | CHATTANOOGA | 7 |
| 28 | TN5210020140 | 101ST AIRBORNE DIVISION (AIR ASSAULT) & | BORDER | 3 |
| 29 | TND003095635 | NUCLEAR FUEL SERVICES, INC | ERWIN | 0 |
| TOTAL | | | | 38,675,221 |

NOTE: COLUMNS MAY NOT SUM DUE TO ROUNDING.
STATE MAY HAVE FEWER THAN FIFTY FACILITIES THAT MANAGED WASTE.
QUANTITY MANAGED ONLY BY STORAGE IS EXCLUDED.

## TENNESSEE

### 1995 WASTE MANAGEMENT, CONTINUED

9 QUANTITY OF RCRA HAZARDOUS WASTE MANAGED BY MANAGEMENT METHOD, 1995

| MANAGEMENT METHOD | SYSTEM TYPE CODE | QUANTITY MANAGED (TONS) | PERCENTAGE OF QUANTITY | NUMBER OF FACILITIES | PERCENTAGE OF FACILITIES |
|---|---|---|---|---|---|
| SOLVENTS RECOVERY | M021-M029 | 1,879 | .0 | 3 | 10.3 |
| OTHER RECOVERY | M031-M039 | 2,669 | .0 | 1 | 3.4 |
| INCINERATION | M041-M049 | 248,565 | .6 | 17 | 58.6 |
| AQUEOUS INORGANIC TREATMENT | M071-M079 | 60 | .0 | 3 | 10.3 |
| AQUEOUS ORGANIC TREATMENT | M081-M089 | 37,930,332 | 98.1 | 3 | 10.3 |
| OTHER TREATMENT | M121-M129 | 19,768 | .1 | 14 | 48.3 |
| LANDFILL | M132 | 2,243 | .0 | 7 | 24.1 |
| DEEPWELL / UNDERGROUND INJECTION | M134 | 113 | .0 | 1 | 3.4 |
| OTHER DISPOSAL SPECIFIED IN COMMENTS | M137 | 469,593 | 1.2 | 20 | 69.0 |
| TOTAL | | 38,675,221 | 100.0 | 29 | |

10 MANAGEMENT METHOD, BY QUANTITY OF RCRA HAZARDOUS WASTE MANAGED, 1995

| MANAGEMENT METHOD | SYSTEM TYPE CODE | QUANTITY MANAGED (TONS) | PERCENTAGE OF QUANTITY | NUMBER OF FACILITIES | PERCENTAGE OF FACILITIES |
|---|---|---|---|---|---|
| AQUEOUS ORGANIC TREATMENT | M081-M089 | 37,930,332 | 98.1 | 3 | 10.3 |
| OTHER DISPOSAL SPECIFIED IN COMMENTS | M137 | 469,593 | 1.2 | 20 | 69.0 |
| INCINERATION | M041-M049 | 248,565 | .6 | 17 | 58.6 |
| OTHER TREATMENT | M121-M129 | 19,768 | .1 | 14 | 48.3 |
| OTHER RECOVERY | M031-M039 | 2,669 | .0 | 1 | 3.4 |
| LANDFILL | M132 | 2,243 | .0 | 7 | 24.1 |
| SOLVENTS RECOVERY | M021-M029 | 1,879 | .0 | 3 | 10.3 |
| DEEPWELL / UNDERGROUND INJECTION | M134 | 113 | .0 | 1 | 3.4 |
| AQUEOUS INORGANIC TREATMENT | M071-M079 | 60 | .0 | 3 | 10.3 |
| TOTAL | | 38,675,221 | 100.0 | 29 | |

NOTE: QUANTITY MANAGED ONLY BY STORAGE IS EXCLUDED.
FACILITIES WITH ONLY STORAGE UNITS ARE EXCLUDED.
COLUMNS MAY NOT SUM DUE TO ROUNDING.
COLUMNS MAY NOT SUM TO TOTAL BECAUSE FACILITIES MAY HAVE MULTIPLE HANDLING METHODS.

# TENNESSEE

## 1995 WASTE MANAGEMENT, CONTINUED

11 MANAGEMENT METHOD AND QUANTITY OF RCRA HAZARDOUS WASTE MANAGED BY NUMBER OF FACILITIES, 1995

| MANAGEMENT METHOD | SYSTEM TYPE CODE | QUANTITY MANAGED (TONS) | PERCENTAGE OF QUANTITY | NUMBER OF FACILITIES | PERCENTAGE OF FACILITIES |
|---|---|---|---|---|---|
| OTHER DISPOSAL SPECIFIED IN COMMENTS | M137 | 469,593 | 1.2 | 20 | 69.0 |
| INCINERATION | M041-M049 | 248,565 | .6 | 17 | 58.6 |
| OTHER TREATMENT | M121-M129 | 19,768 | .1 | 14 | 48.3 |
| LANDFILL | M132 | 2,243 | .0 | 7 | 24.1 |
| SOLVENTS RECOVERY | M021-M029 | 1,879 | .0 | 3 | 10.3 |
| AQUEOUS INORGANIC TREATMENT | M071-M079 | 60 | .0 | 3 | 10.3 |
| AQUEOUS ORGANIC TREATMENT | M081-M089 | 37,930,332 | 98.1 | 3 | 10.3 |
| OTHER RECOVERY | M031-M039 | 2,669 | .0 | 1 | 3.4 |
| DEEPWELL / UNDERGROUND INJECTION | M134 | 113 | .0 | 1 | 3.4 |
| TOTAL | | 38,675,221 | 100.0 | 29 | |

NOTE: QUANTITY MANAGED ONLY BY STORAGE IS EXCLUDED.
FACILITIES WITH ONLY STORAGE UNITS ARE EXCLUDED.
COLUMNS MAY NOT SUM DUE TO ROUNDING.
COLUMNS MAY NOT SUM TO TOTAL BECAUSE FACILITIES MAY HAVE MULTIPLE HANDLING METHODS.

12 QUANTITY AND PERCENTAGE OF RCRA HAZARDOUS WASTEWATER AND NON-WASTEWATER MANAGED IN 1995

| MANAGEMENT TYPE | TONS MANAGED | PERCENTAGE |
|---|---|---|
| WASTEWATER | 38,367,555 | 99.2 |
| NON-WASTEWATER | 307,666 | .8 |
| TOTAL | 38,675,221 | 100.0 |

## TENNESSEE

### 1995 WASTE SHIPMENTS

13 NUMBER OF RCRA HAZARDOUS WASTE SHIPPERS: 452

14 QUANITIY OF RCRA HAZARDOUS WASTE SHIPPED: 102,075 TONS

15 FIFTY LARGEST RCRA HAZARDOUS WASTE SHIPPERS, 1995

| RANK | EPA ID | SITE NAME | CITY | QUANTITY SHIPPED (TONS) |
|---|---|---|---|---|
| 1 | TN0890090004 | UNITED STATES DEPT. OF ENERGY K-25 SITE | OAK RIDGE | 12,241 |
| 2 | TND002992287 | AMERISTEEL | JACKSON | 8,234 |
| 3 | TND000645770 | LAIDLAW ENVIRONMENTAL SERVICES TS INC | GREENBRIER | 8,181 |
| 4 | TND980847024 | EXCEL TSD INC | MEMPHIS | 7,297 |
| 5 | TND000614321 | LAIDLAW ENVIRONMENTAL SERVICES (GS) INC | MILLINGTON | 6,240 |
| 6 | TND991279480 | PERMA-FIX ENVIRONMENTAL SERVICES, INC. | MEMPHIS | 5,394 |
| 7 | TND003376928 | TENN EASTMAN DIVISION OF EASTMAN CHEMICA | KINGSPORT | 4,737 |
| 8 | TND003383551 | ALUMINUM COMPANY OF AMERICA-SOUTH PLANT | ALCOA | 3,505 |
| 9 | TND041150533 | AMERISTEEL KNOXVILLE STEEL MILL DIV. | KNOXVILLE | 2,923 |
| 10 | TND054481205 | NISSAN MOTOR MANUFACTURING CORPORATION, | SMYRNA | 1,772 |
| 11 | TND061314803 | VELSICOL CHEMICAL CORP | CHATTANOOGA | 1,478 |
| 12 | TND987777695 | SAFETY-KLEEN CORP | KNOXVILLE | 1,369 |
| 13 | TND067690040 | REFINED METALS CORPORATION | MEMPHIS | 1,328 |
| 14 | TND095686473 | HOEGANAES CORPORATION, GALLATIN PLANT | GALLATIN | 1,308 |
| 15 | TND083525634 | ZENECA INC WEST | MT PLEASANT | 1,247 |
| 16 | TND980840524 | GREAT LAKES CHEMICAL CORPORATION | NEWPORT | 1,228 |
| 17 | TND981474125 | SAFETY-KLEEN CORP. 3-109-01 | NASHVILLE | 1,163 |
| 18 | TND007024664 | VELSICOL CHEMICAL | MEMPHIS | 953 |
| 19 | TND004044780 | MURRAY INC | LAWRENCEBURG | 932 |
| 20 | TND981023674 | FUJI HUNT SPECIALTY PRODUCTS COMPANY C | DAYTON | 866 |
| 21 | TN0210020582 | MILAN ARMY AMMUNITION PLANT | MILAN | 852 |
| 22 | TND058660390 | ROHM AND HAAS COMPANY | KNOXVILLE | 841 |
| 23 | TND981468648 | SATURN CORPORATION | SPRING HILL | 790 |
| 24 | TND007026958 | MAPCO PETROLEUM INC | MEMPHIS | 707 |
| 25 | TND000772277 | LAIDLAW ENVIRONMENTAL SERVICES (WT) INC | ANTIOCH | 627 |
| 26 | TND982152324 | BEKAERT CORPORATION DYERSBURG | INDUSTRIAL PARK | 545 |
| 27 | TND982124273 | TEKSID ALUMINUM FOUNDRY INC | DICKSON | 544 |
| 28 | TND007022072 | HARMAN AUTOMOTIVE INC | BOLIVAR | 544 |
| 29 | TND048120083 | PETERBILT MOTORS CO | MADISON | 533 |
| 30 | TND120603170 | QO CHEMICALS INC A SUBSIDIARY OF GREAT L | MEMPHIS | 529 |
| 31 | TND003374790 | BRISTOL METALS, INC | BRISTOL | 503 |
| 32 | TND044264554 | PARAMOUNT PACKAGING CORPORATION | MURFREESBORO | 460 |
| 33 | TND003337839 | BOLIDEN INTERTRADE INC | COPPER HILL | 432 |
| 34 | TN3890090001 | U.S. DOE Y-12 PLANT | OAK RIDGE | 410 |
| 35 | TND008041717 | BOYLES GALVANIZING CO | NASHVILLE | 394 |
| 36 | TND078217726 | NASHVILLE THERMAL TRANSFER CORPORATION | NASHVILLE | 383 |
| 37 | TND053983862 | ZINCPRODUCTS CO, A DIV OF ALLTRISTA CORP | GREENEVILLE | 368 |
| 38 | TND003329083 | BROWN GALVANIZING CORPORATION | EAST | 355 |
| 39 | TND987790367 | TENNESSEE GALVANIZING INC | JASPER | 350 |
| 40 | TND066723263 | DP HOLDINGS INC DBA DAVIS PIPE | BLOUNTVILLE | 335 |
| 41 | TND069080513 | UNIVERSAL FASTENERS | CENTERVILLE | 332 |
| 42 | TND034871350 | ARVIN/GABRIEL RIDE CONTROL PRODUCTS | PULASKI | 327 |
| 43 | TND003331766 | E. I. DU PONT DE NEMOURS & CO INC | CHATTANOOGA | 309 |
| 44 | TND001004951 | HOLLISTON MILLS, INC | CHURCH HILL | 301 |
| 45 | TND000648527 | DURACELL U.S.A. | CLEVELAND | 298 |
| 46 | TND007039456 | TENNESSEE ELECTROPLATING CO | RIPLEY | 292 |
| 47 | TND004042057 | THE AEROSTRUCTURES CORPORATION | NASHVILLE | 286 |
| 48 | TND095058541 | ASHLAND CHEMICAL CO IC&S DIVISION | KNOXVILLE | 275 |
| 49 | TND175237536 | CALSONIC YOROZU CORPORATION | MORRISON | 257 |
| 50 | TND034849521 | KERR MCGEE REFINING CORPORATION-NASHVILL | NASHVILLE | 257 |
| TOTAL | | | | 85,831 |

NOTE: COLUMNS MAY NOT SUM DUE TO ROUNDING.
STATE MAY HAVE FEWER THAN FIFTY SHIPPERS.

# TENNESSEE

## 1995 WASTE RECEIPTS

16 NUMBER OF RCRA HAZARDOUS WASTE RECEIVERS: 14

17 QUANITIY OF RCRA HAZARDOUS WASTE RECEIVED: 45,784 TONS

18 FIFTY LARGEST RCRA HAZARDOUS WASTE RECEIVERS, 1995

| RANK | EPA ID | SITE NAME | CITY | QUANTITY RECEIVED (TONS) |
|---|---|---|---|---|
| 1 | TND000645770 | LAIDLAW ENVIRONMENTAL SERVICES TS INC | GREENBRIER | 7,964 |
| 2 | TND000614321 | LAIDLAW ENVIRONMENTAL SERVICES (GS) INC | MILLINGTON | 7,916 |
| 3 | TND067690040 | REFINED METALS CORPORATION | MEMPHIS | 7,828 |
| 4 | TN3890090001 | U.S. DOE Y-12 PLANT | OAK RIDGE | 6,436 |
| 5 | TND980847024 | EXCEL TSD INC | MEMPHIS | 6,187 |
| 6 | TND991279480 | PERMA-FIX ENVIRONMENTAL SERVICES, INC. | MEMPHIS | 4,580 |
| 7 | TND004048690 | GENERAL SMELTING & REFINING, INC. | COLLEGE GROVE | 2,669 |
| 8 | TN0890090004 | UNITED STATES DEPT. OF ENERGY K-25 SITE | OAK RIDGE | 1,104 |
| 9 | TND981474125 | SAFETY-KLEEN CORP. 3-109-01 | NASHVILLE | 452 |
| 10 | TND987777695 | SAFETY-KLEEN CORP | KNOXVILLE | 436 |
| 11 | TND982109142 | DIVERSIFIED SCIENTIFIC SERVICES INC (DSS | KINGSTON | 164 |
| 12 | TND981027410 | SAFETY KLEEN CORP 6-051-01 | DYERSBURG | 49 |
| 13 | TN1890090003 | U.S. DOE, OAK RIDGE NATIONAL LABORATORY | OAK RIDGE | 0 |
| 14 | TND003376928 | TENN EASTMAN DIVISION OF EASTMAN CHEMICA | KINGSPORT | 0 |
| TOTAL | | | | 45,784 |

NOTE: COLUMNS MAY NOT SUM DUE TO ROUNDING.
STATE MAY HAVE FEWER THAN FIFTY FACILITIES THAT RECEIVED WASTE.

## TENNESSEE

### 1995 WASTE RECEIPTS, CONTINUED

19 QUANTITY OF RCRA HAZARDOUS WASTE MANAGED, BY MANGEMENT METHOD, LIMITED TO WASTE RECEIVED FROM OFFSITE, 1995

| MANAGEMENT METHOD | SYSTEM TYPE CODE | QUANTITY MANAGED (TONS) | PERCENTAGE OF QUANTITY | NUMBER OF FACILITIES | PERCENTAGE OF FACILITIES |
|---|---|---|---|---|---|
| OTHER RECOVERY | M031-M039 | 2,669 | 5.8 | 1 | 7.1 |
| INCINERATION | M041-M049 | 8,764 | 19.1 | 3 | 21.4 |
| AQUEOUS INORGANIC TREATMENT | M071-M079 | 1 | .0 | 1 | 7.1 |
| OTHER TREATMENT | M121-M129 | 18,835 | 41.1 | 4 | 28.6 |
| OTHER DISPOSAL SPECIFIED IN COMMENTS | M137 | 15,516 | 33.9 | 9 | 64.3 |
| TOTAL | | 45,784 | 100.0 | 14 | |

20 MANAGEMENT METHOD, BY QUANTITY OF RCRA HAZARDOUS WASTE MANAGED, LIMITED TO WASTE RECEIVED FROM OFFSITE, 1995

| MANAGEMENT METHOD | SYSTEM TYPE CODE | QUANTITY MANAGED (TONS) | PERCENTAGE OF QUANTITY | NUMBER OF FACILITIES | PERCENTAGE OF FACILITIES |
|---|---|---|---|---|---|
| OTHER TREATMENT | M121-M129 | 18,835 | 41.1 | 4 | 28.6 |
| OTHER DISPOSAL SPECIFIED IN COMMENTS | M137 | 15,516 | 33.9 | 9 | 64.3 |
| INCINERATION | M041-M049 | 8,764 | 19.1 | 3 | 21.4 |
| OTHER RECOVERY | M031-M039 | 2,669 | 5.8 | 1 | 7.1 |
| AQUEOUS INORGANIC TREATMENT | M071-M079 | 1 | .0 | 1 | 7.1 |
| TOTAL | | 45,784 | 100.0 | 14 | |

NOTE: QUANTITY MANAGED ONLY BY STORAGE IS EXCLUDED.
FACILITIES WITH ONLY STORAGE UNITS ARE EXCLUDED.
COLUMNS MAY NOT SUM DUE TO ROUNDING.
COLUMNS MAY NOT SUM TO TOTAL BECAUSE FACILITIES MAY HAVE MULTIPLE HANDLING METHODS.

# TENNESSEE

## 1995 WASTE RECEIPTS, CONTINUED

21 MANAGEMENT METHOD AND QUANTITY OF RCRA HAZARDOUS WASTE MANAGED, BY NUMBER OF FACILITIES, LIMITED TO WASTE RECEIVED FROM OFF SITE, 1995

| MANAGEMENT METHOD | SYSTEM TYPE CODE | QUANTITY MANAGED (TONS) | PERCENTAGE OF QUANTITY | NUMBER OF FACILITIES | PERCENTAGE OF FACILITIES |
|---|---|---|---|---|---|
| OTHER DISPOSAL SPECIFIED IN COMMENTS | M137 | 15,516 | 33.9 | 9 | 64.3 |
| OTHER TREATMENT | M121-M129 | 18,835 | 41.1 | 4 | 28.6 |
| INCINERATION | M041-M049 | 8,764 | 19.1 | 3 | 21.4 |
| OTHER RECOVERY | M031-M039 | 2,669 | 5.8 | 1 | 7.1 |
| AQUEOUS INORGANIC TREATMENT | M071-M079 | 1 | .0 | 1 | 7.1 |
| TOTAL | | 45,784 | 100.0 | 14 | |

NOTE: QUANTITY MANAGED ONLY BY STORAGE IS EXCLUDED.
FACILITIES WITH ONLY STORAGE UNITS ARE EXCLUDED.
COLUMNS MAY NOT SUM DUE TO ROUNDING.
COLUMNS MAY NOT SUM TO TOTAL BECAUSE FACILITIES MAY HAVE MULTIPLE HANDLING METHODS.

## TENNESSEE

### 1995 IMPORTS AND EXPORTS

| | | | |
|---|---|---|---|
| 22 | QUANTITY OF RCRA HAZARDOUS WASTE IMPORTED: | 32,257 | TONS |
| 23 | QUANTITY OF RCRA HAZARDOUS WASTE EXPORTED: | 69,182 | TONS |

# TEXAS

## 1995 WASTE GENERATION

1 NUMBER OF RCRA LARGE QUANTITY GENERATORS (LQGS): 1,297

2 QUANTITY OF RCRA HAZARDOUS WASTE GENERATED: 145,073,442

3 FIFTY LARGEST RCRA HAZARDOUS WASTE GENERATORS IN THE STATE, 1995

| RANK | EPA ID | SITE NAME | CITY | TOTAL GENERATED (TONS) |
|---|---|---|---|---|
| 1 | TXD008079642 | DUPONT - SABINE RIVER WORKS | ORANGE | 57,521,303 |
| 2 | TXD008080533 | AMOCO PETROLEUM PRODUCTS | TEXAS CITY | 18,039,405 |
| 3 | TXD008092793 | THE DOW CHEMICAL COMPANY | FREEPORT | 9,281,826 |
| 4 | TXD980626774 | PHILLIPS 66 COMPANY, BORGER COMPLEX REF | BORGER | 7,585,964 |
| 5 | TXD007330202 | TEXAS EASTMAN DIVISION, EASTMAN CHEM CO | LONGVIEW | 6,171,383 |
| 6 | TXD067285973 | SHELL OIL COMPANY | DEER PARK | 6,164,211 |
| 7 | TXD001700806 | CHOCOLATE BAYOU / MONSANTO | ALVIN | 5,546,792 |
| 8 | TXD000782698 | EXXON BAYTOWN REFINERY | BAYTOWN | 3,319,958 |
| 9 | TXD051161990 | CITGO REFINING AND CHEMICALS CO., L.P. | CORPUS CHRISTI | 2,970,752 |
| 10 | TXD058275769 | LYONDELL PETROCHEMICAL COMPANY | CHANNELVIEW | 2,900,092 |
| 11 | TXD008081101 | E.I. DUPONT NEMOURS & CO. INC | NEDERLAND | 2,452,911 |
| 12 | TXD083472266 | ARCO CHEMICAL COMPANY | CHANNELVIEW | 2,312,634 |
| 13 | TXD008079527 | STERLING CHEMICALS, INC. | TEXAS CITY | 2,248,653 |
| 14 | TXD055141378 | ROLLINS ENVIRONMENTAL SERVICES (TX) INC. | DEER PARK | 2,216,925 |
| 15 | TXD000017756 | DOW CHEMICAL COMPANY - LA PORTE SITE | LA PORTE | 1,811,186 |
| 16 | TXD990757486 | AIR PRODUCTS, INC. | PASADENA | 1,632,733 |
| 17 | TXD000836486 | GREENS BAYOU PLANT/ISK BIOSCIENCES CORP. | HOUSTON | 1,524,110 |
| 18 | TXD059685339 | MCKEE PLANTS | SUNRAY | 1,452,852 |
| 19 | TXD078432457 | HOECHST CELANESE CHEMICAL GROUP, LTD.,CL | PASADENA | 1,057,685 |
| 20 | TXD000751172 | BP CHEMICALS INCORPORATED | PORT LAVACA | 899,885 |
| 21 | TXD065096273 | ROHM AND HASS TEXAS INC. | DEER PARK | 811,425 |
| 22 | TXD981911209 | OCCIDENTAL CHEMICAL HOUSTON CHEMICAL COM | DEER PARK | 778,880 |
| 23 | TXD000461533 | UNION CARBIDE CORPORATION | TEXAS CITY | 738,634 |
| 24 | TXD041470543 | INTERNATIONAL BUSINESS MACHINES CORP | AUSTIN | 640,293 |
| 25 | TXD008099079 | RHONE - POULENC, INC. | HOUSTON | 596,266 |
| 26 | TXD000836445 | OXY PETROCHEMICALS, INC. | CORPUS CHRISTI | 556,190 |
| 27 | TXD069450997 | MOTOROLA INC/ ED BLUESTEIN FACILITY | AUSTIN | 499,658 |
| 28 | TXD008106999 | MERICHEM COMPANY, GREENS BAYOU PLANT | HOUSTON | 490,288 |
| 29 | TXD063085567 | COASTAL REFINING & MARKETING INC. | CORPUS CHRISTI | 405,738 |
| 30 | TXD008081697 | BASF CORPORATION | FREEPORT | 224,568 |
| 31 | TXD008084618 | NALCO/EXXON ENERGY CHEMICALS L.P. | SUGAR LAND | 190,479 |
| 32 | TXD102684370 | BAYTANK INC. | SEABROOK | 155,033 |
| 33 | TXD000807982 | PAKTANK CORP - DEER PARK | DEER PARK | 153,019 |
| 34 | TXD982286932 | OCCIDENTAL CHEMICAL CORPORATION | GREGORY | 149,779 |
| 35 | TXD069450278 | HOECHST CELANESE CORPORATION | CORPUS CHRISTI | 95,523 |
| 36 | TXD058265067 | ARCO CHEMICAL COMPANY | PASADENA | 94,767 |
| 37 | TXD008079212 | E.I. DU PONT DE NEMOURS - LA PORTE | LA PORTE | 90,158 |
| 38 | TXD990797714 | BEAUMONT REFINERY/MOBIL OIL CORP. | BEAUMONT | 87,673 |
| 39 | TX0000201202 | TEXACO CHEMICALS INC. | PORT NECHES | 84,117 |
| 40 | TXD000838896 | CHEMICAL WASTE MGT. INC. | PORT ARTHUR | 77,570 |
| 41 | TXD007376700 | HOECHST CELANESE CHEMICAL GROUP, LTD. | PAMPA | 76,668 |
| 42 | TXD008113441 | CELANESE ENGINEERING RESINS, INC. | BISHOP | 65,653 |
| 43 | TXD077603371 | SAFETY KLEEN CORP - DENTON RECYCLE | DENTON | 43,209 |
| 44 | TX7572024605 | AIR FORCE PLANT NO. 4/LOCKHEED MARTIN TA | FORT WORHT | 42,423 |
| 45 | TXD000835140 | STANLEY MECHANICS TOOLS | WICHITA FALLS | 37,655 |
| 46 | TXD041515420 | UNION CARBIDE CORP - SEADRIFT PLANT | SEADRIFT | 37,242 |
| 47 | TXD000742304 | AMERICAN ECOLOGY ENVIRONMENTAL SERVICES | TYLER | 30,774 |
| 48 | TXD987986734 | CHEMICAL RESROURCE PROCESSING | DEERPARK | 23,461 |
| 49 | TXD066362559 | CHAPARRAL STEEL COMPANY | MIDLOTHIAN | 21,915 |
| 50 | TXD026896290 | SHELL ODESSA REGINING CO. | ODESSA | 20,925 |
| TOTAL | | | | 144,431,239 |

NOTE: STATE MAY HAVE FEWER THAN FIFTY GENERATORS.

## TEXAS

### 1995 WASTE GENERATION, CONTINUED

4 QUANTITIES OF WASTE GENERATED IN 1995 THAT WERE

- REPORTED WITH ONLY CHARACTERISTIC WASTE CODES
- REPORTED WITH ONLY LISTED WASTE CODES
- REPORTED WITH BOTH CHARACTERISTIC AND LISTED WASTE CODES

| WASTE HAS ONLY CHARACTERISTIC CODES | TONS OF WASTE GENERATED | WASTE HAS ONLY LISTED CODES | TONS OF WASTE GENERATED | WASTE HAS BOTH CHARACTERISTIC AND LISTED CODES | TONS OF WASTE GENERATED |
|---|---|---|---|---|---|
| ONLY IGNITABLE | 461,002 | ONLY AN F CODE | 2,306,942 | | |
| ONLY CORROSIVE | 60,593,940 | ONLY A K CODE | 3,222,920 | | |
| ONLY REACTIVE | 4,293 | ONLY A P CODE | 2,899 | | |
| ONLY D004-17 | 146,789 | ONLY A U CODE | 85,521 | | |
| ONLY D018-43 | 42,785,717 | | | | |
| HAS MORE THAN ONE CHARACTERISTIC CODE | 16,110,746 | HAS MORE THAN ONE LISTED CODE | 4,969,520 | | |
| TOTAL | 120,102,486 | TOTAL | 10,587,802 | TOTAL CHAR. AND LISTED | 14,383,154 |

5 QUANTITIES OF WASTE GENERATED IN 1995 THAT WERE MULTIPLY CODED

| WASTE HAS ONLY CHARACTERISTIC CODES BUT MORE THAN ONE APPLIES | TONS OF WASTE GENERATED | ONLY LISTED CODES BUT HAS MORE THAN ONE | TONS OF WASTE GENERATED | BOTH CHAR. & LISTED CODES | TONS OF WASTE GENERATE |
|---|---|---|---|---|---|
| HAS IGNITABLE CODE | 7,662,786 | | | IGN. W/ AT LEAST 1 LSTD | 3,952,41 |
| HAS CORROSIVE CODE | 12,226,821 | | | CORR. W/ AT LEAST 1 LSTD | 10,382,43 |
| HAS REACTIVE CODE | 5,868,137 | | | REACT. W/ AT LEAST 1 LSTD | 4,664,88 |
| HAS D004-D017 CODE | 906,515 | | | D004-17 W/ AT LEAST 1 LSTD | 7,606,59 |
| HAS D018-D043 CODE | 15,839,266 | | | D018-43 W/ AT LEAST 1 LSTD | 10,824,38 |
| | | HAS AN F CODE | 4,965,297 | F WASTE W/ AT LEAST 1 CHAR | 10,611,93 |
| | | HAS A K CODE | 4,967,798 | K WASTE W/ AT LEAST 1 CHAR | 10,685,54 |
| | | HAS A P CODE | 372 | P WASTE W/ AT LEAST 1 CHAR | 5,447,77 |
| | | HAS A U CODE | 40,072 | U WASTE W/ AT LEAST 1 CHAR | 9,895,05 |
| TOTAL | 16,110,746 | TOTAL | 4,969,520 | TOTAL | 14,383,15 |

NOTE: COLUMNS DO NOT SUM TO TOTAL BECAUSE A WASTE CODE MAY APPLY TO MORE THAN ONE WASTE.
MIXTURES WITH IGNITABLE, CORROSIVE, REACTIVE, D004-17, AND D018-43 CHARACTERISTIC CODES ALSO MAY CONTAIN OTHER CHARACTERISTIC WASTE CODES.
SIMILARLY, WASTES WITH F,K,P, AND U LISTED CODES MAY HAVE OTHER LISTED WASTE CODES.

# TEXAS

## 1995 WASTE MANAGEMENT

6 NUMBER OF RCRA TSD FACILITIES: 80

7 QUANITY OF RCRA HAZARDOUS WASTE MANAGED: 164,751,573 TONS

8 FIFTY LARGEST RCRA HAZARDOUS WASTE MANAGEMENT FACILITIES, 1995

| RANK | EPA ID | SITE NAME | CITY | TONS OF WASTE MANAGED |
|---|---|---|---|---|
| 1 | TXD008079642 | DUPONT - SABINE RIVER WORKS | ORANGE | 57,526,578 |
| 2 | TXD008080533 | AMOCO PETROLEUM PRODUCTS | TEXAS CITY | 18,036,294 |
| 3 | TXD067285973 | SHELL OIL COMPANY | DEER PARK | 12,288,866 |
| 4 | TXD058275769 | LYONDELL PETROCHEMICAL COMPANY | CHANNELVIEW | 11,217,863 |
| 5 | TXD008092793 | THE DOW CHEMICAL COMPANY | FREEPORT | 9,327,546 |
| 6 | TXD007330202 | TEXAS EASTMAN DIVISION, EASTMAN CHEM CO | LONGVIEW | 7,971,730 |
| 7 | TXD001700806 | CHOCOLATE BAYOU / MONSANTO | ALVIN | 7,634,362 |
| 8 | TXD980626774 | PHILLIPS 66 COMPANY, BORGER COMPLEX REF | BORGER | 7,580,113 |
| 9 | TXD008079527 | STERLING CHEMICALS, INC. | TEXAS CITY | 5,593,331 |
| 10 | TXD000782698 | EXXON BAYTOWN REFINERY | BAYTOWN | 3,412,521 |
| 11 | TXD065096273 | ROHM AND HASS TEXAS INC. | DEER PARK | 2,802,068 |
| 12 | TXD083472266 | ARCO CHEMICAL COMPANY | CHANNELVIEW | 2,639,638 |
| 13 | TXD008081101 | E.I. DUPONT NEMOURS & CO. INC | NEDERLAND | 2,449,909 |
| 14 | TXD055141378 | ROLLINS ENVIRONMENTAL SERVICES (TX) INC. | DEER PARK | 2,289,944 |
| 15 | TXD000017756 | DOW CHEMICAL COMPANY - LA PORTE SITE | LA PORTE | 1,813,544 |
| 16 | TXD000836486 | GREENS BAYOU PLANT/ISK BIOSCIENCES CORP. | HOUSTON | 1,504,627 |
| 17 | TXD000461533 | UNION CARBIDE CORPORATION | TEXAS CITY | 1,455,723 |
| 18 | TXD059685339 | MCKEE PLANTS | SUNRAY | 1,450,786 |
| 19 | TXD078432457 | HOECHST CELANESE CHEMICAL GROUP, LTD.,CL | PASADENA | 1,044,163 |
| 20 | TXD000751172 | BP CHEMICALS INCORPORATED | PORT LAVACA | 899,150 |
| 21 | TXD008099079 | RHONE - POULENC, INC. | HOUSTON | 827,675 |
| 22 | TXD000838896 | CHEMICAL WASTE MGT. INC. | PORT ARTHUR | 724,837 |
| 23 | TXD041470543 | INTERNATIONAL BUSINESS MACHINES CORP | AUSTIN | 639,744 |
| 24 | TXD069450997 | MOTOROLA INC/ ED BLUESTEIN FACILITY | AUSTIN | 498,890 |
| 25 | TXD008081697 | BASF CORPORATION | FREEPORT | 498,415 |
| 26 | TXD008106999 | MERICHEM COMPANY, GREENS BAYOU PLANT | HOUSTON | 486,043 |
| 27 | TXD981911209 | OCCIDENTAL CHEMICAL HOUSTON CHEMICAL COM | DEER PARK | 423,700 |
| 28 | TXD990757486 | AIR PRODUCTS, INC. | PASADENA | 364,575 |
| 29 | TXD069450278 | HOECHST CELANESE CORPORATION | CORPUS CHRISTI | 233,377 |
| 30 | TXD008084618 | NALCO/EXXON ENERGY CHEMICALS L.P. | SUGAR LAND | 189,546 |
| 31 | TXD008113441 | CELANESE ENGINEERING RESINS, INC. | BISHOP | 164,752 |
| 32 | TXD982286932 | OCCIDENTAL CHEMICAL CORPORATION | GREGORY | 148,294 |
| 33 | TXD990797714 | BEAUMONT REFINERY/MOBIL OIL CORP. | BEAUMONT | 88,430 |
| 34 | TXD008079212 | E.I. DU PONT DE NEMOURS - LA PORTE | LA PORTE | 86,056 |
| 35 | TX0000201202 | TEXACO CHEMICALS INC. | PORT NECHES | 80,638 |
| 36 | TXD007376700 | HOECHST CELANESE CHEMICAL GROUP, LTD. | PAMPA | 76,647 |
| 37 | TXD000742304 | AMERICAN ECOLOGY ENVIRONMENTAL SERVICES | TYLER | 49,792 |
| 38 | TX7572024605 | AIR FORCE PLANT NO. 4/LOCKHEED MARTIN TA | FORT WORHT | 42,128 |
| 39 | TXR000001016 | DISPOSAL SYSTEMS OF CORPUS CHRISTI, INC. | CORPUS CHRISTI | 38,895 |
| 40 | TXD058265067 | ARCO CHEMICAL COMPANY | PASADENA | 38,624 |
| 41 | TXD046844700 | CHEMICAL RECLAMATION SERVICES | AVALON | 14,630 |
| 42 | TXD026040709 | HOECHST CELANESE CHEMICAL GROUP, LTD. | BAY CITY | 14,544 |
| 43 | TXD006451090 | GNB TECHNOLOGIES, FRISCO FACILITY | FRISCO | 12,872 |
| 44 | TXD008076846 | HUNTSMAN CORPORATION | PORT NECHES | 11,117 |
| 45 | TXD093565653 | GEORGIA GULF CORPORATION | PASADENA | 10,023 |
| 46 | TXD052649027 | USPCI/LAIDLAW | SAN ANTONIO | 7,314 |
| 47 | TXD980624035 | HEAT ENERGY ADVANCED TECHNOLOGY, INC. | DALLAS | 5,726 |
| 48 | TXD058276130 | QUANTUM CHEMICAL CORPORATION | LA PORTE | 4,989 |
| 49 | TX7213821831 | LONE STAR ARMY AMMUNITION PLANT | TEXARKANA | 4,979 |
| 50 | TXD086981172 | FINA OIL AND CHEMICAL COMPANY | LA PORTE | 3,677 |
| TOTAL | | | | 164,729,684 |

NOTE: COLUMNS MAY NOT SUM DUE TO ROUNDING.
STATE MAY HAVE FEWER THAN FIFTY FACILITIES THAT MANAGED WASTE.
QUANTITY MANAGED ONLY BY STORAGE IS EXCLUDED.

## TEXAS

### 1995 WASTE MANAGEMENT, CONTINUED

9 QUANTITY OF RCRA HAZARDOUS WASTE MANAGED BY MANAGEMENT METHOD, 1995

| MANAGEMENT METHOD | SYSTEM TYPE CODE | QUANTITY MANAGED (TONS) | PERCENTAGE OF QUANTITY | NUMBER OF FACILITIES | PERCENTAGE OF FACILITIES |
|---|---|---|---|---|---|
| METALS RECOVERY (FOR REUSE) | M011-M019 | 8,064 | .0 | 3 | 4.2 |
| SOLVENTS RECOVERY | M021-M029 | 6,201 | .0 | 9 | 12.7 |
| OTHER RECOVERY | M031-M039 | 352,145 | .2 | 5 | 7.0 |
| INCINERATION | M041-M049 | 984,381 | .6 | 23 | 32.4 |
| ENERGY RECOVERY (REUSE AS FUEL) | M051-M059 | 530,079 | .3 | 32 | 45.1 |
| FUEL BLENDING | M061 | 38,273 | .0 | 7 | 9.9 |
| AQUEOUS INORGANIC TREATMENT | M071-M079 | 2,887,671 | 1.8 | 8 | 11.3 |
| AQUEOUS ORGANIC TREATMENT | M081-M089 | 45,498,267 | 27.6 | 23 | 32.4 |
| AQUEOUS ORGANIC AND INORGANIC TREATMENT | M091-M099 | 8,968,524 | 5.4 | 4 | 5.6 |
| SLUDGE TREATMENT | M101-M109 | 176,729 | .1 | 2 | 2.8 |
| STABILIZATION | M111-M119 | 75,742 | .0 | 3 | 4.2 |
| OTHER TREATMENT | M121-M129 | 89,833,278 | 54.5 | 40 | 56.3 |
| LAND TREATMENT / APPLICATION / FARMING | M131 | 728 | .0 | 2 | 2.8 |
| LANDFILL | M132 | 6,158 | .0 | 9 | 12.7 |
| SURFACE IMPOUNDMENT | M133 | 3,110 | .0 | 1 | 1.4 |
| DEEPWELL / UNDERGROUND INJECTION | M134 | 13,821,020 | 8.4 | 14 | 19.7 |
| OTHER DISPOSAL SPECIFIED IN COMMENTS | M137 | 1,561,202 | .9 | 2 | 2.8 |
| TOTAL | | 164,751,573 | 100.0 | 71 | |

10 MANAGEMENT METHOD, BY QUANTITY OF RCRA HAZARDOUS WASTE MANAGED, 1995

| MANAGEMENT METHOD | SYSTEM TYPE CODE | QUANTITY MANAGED (TONS) | PERCENTAGE OF QUANTITY | NUMBER OF FACILITIES | PERCENTAGE OF FACILITIES |
|---|---|---|---|---|---|
| OTHER TREATMENT | M121-M129 | 89,833,278 | 54.5 | 40 | 56.3 |
| AQUEOUS ORGANIC TREATMENT | M081-M089 | 45,498,267 | 27.6 | 23 | 32.4 |
| DEEPWELL / UNDERGROUND INJECTION | M134 | 13,821,020 | 8.4 | 14 | 19.7 |
| AQUEOUS ORGANIC AND INORGANIC TREATMENT | M091-M099 | 8,968,524 | 5.4 | 4 | 5.6 |
| AQUEOUS INORGANIC TREATMENT | M071-M079 | 2,887,671 | 1.8 | 8 | 11.3 |
| OTHER DISPOSAL SPECIFIED IN COMMENTS | M137 | 1,561,202 | .9 | 2 | 2.8 |
| INCINERATION | M041-M049 | 984,381 | .6 | 23 | 32.4 |
| ENERGY RECOVERY (REUSE AS FUEL) | M051-M059 | 530,079 | .3 | 32 | 45.1 |
| OTHER RECOVERY | M031-M039 | 352,145 | .2 | 5 | 7.0 |
| SLUDGE TREATMENT | M101-M109 | 176,729 | .1 | 2 | 2.8 |
| STABILIZATION | M111-M119 | 75,742 | .0 | 3 | 4.2 |
| FUEL BLENDING | M061 | 38,273 | .0 | 7 | 9.9 |
| METALS RECOVERY (FOR REUSE) | M011-M019 | 8,064 | .0 | 3 | 4.2 |
| SOLVENTS RECOVERY | M021-M029 | 6,201 | .0 | 9 | 12.7 |
| LANDFILL | M132 | 6,158 | .0 | 9 | 12.7 |
| SURFACE IMPOUNDMENT | M133 | 3,110 | .0 | 1 | 1.4 |
| LAND TREATMENT / APPLICATION / FARMING | M131 | 728 | .0 | 2 | 2.8 |
| TOTAL | | 164,751,573 | 100.0 | 71 | |

NOTE: QUANTITY MANAGED ONLY BY STORAGE IS EXCLUDED.
FACILITIES WITH ONLY STORAGE UNITS ARE EXCLUDED.
COLUMNS MAY NOT SUM DUE TO ROUNDING.
COLUMNS MAY NOT SUM TO TOTAL BECAUSE FACILITIES MAY HAVE MULTIPLE HANDLING METHODS.

# TEXAS

## 1995 WASTE MANAGEMENT, CONTINUED

11 MANAGEMENT METHOD AND QUANTITY OF RCRA HAZARDOUS WASTE MANAGED BY NUMBER OF FACILITIES, 1995

| MANAGEMENT METHOD | SYSTEM TYPE CODE | QUANTITY MANAGED (TONS) | PERCENTAGE OF QUANTITY | NUMBER OF FACILITIES | PERCENTAGE OF FACILITIES |
|---|---|---|---|---|---|
| OTHER TREATMENT | M121-M129 | 89,833,278 | 54.5 | 40 | 56.3 |
| ENERGY RECOVERY (REUSE AS FUEL) | M051-M059 | 530,079 | .3 | 32 | 45.1 |
| INCINERATION | M041-M049 | 984,381 | .6 | 23 | 32.4 |
| AQUEOUS ORGANIC TREATMENT | M081-M089 | 45,498,267 | 27.6 | 23 | 32.4 |
| DEEPWELL / UNDERGROUND INJECTION | M134 | 13,821,020 | 8.4 | 14 | 19.7 |
| SOLVENTS RECOVERY | M021-M029 | 6,201 | .0 | 9 | 12.7 |
| LANDFILL | M132 | 6,158 | .0 | 9 | 12.7 |
| AQUEOUS INORGANIC TREATMENT | M071-M079 | 2,887,671 | 1.8 | 8 | 11.3 |
| FUEL BLENDING | M061 | 38,273 | .0 | 7 | 9.9 |
| OTHER RECOVERY | M031-M039 | 352,145 | .2 | 5 | 7.0 |
| AQUEOUS ORGANIC AND INORGANIC TREATMENT | M091-M099 | 8,968,524 | 5.4 | 4 | 5.6 |
| METALS RECOVERY (FOR REUSE) | M011-M019 | 8,064 | .0 | 3 | 4.2 |
| STABILIZATION | M111-M119 | 75,742 | .0 | 3 | 4.2 |
| SLUDGE TREATMENT | M101-M109 | 176,729 | .1 | 2 | 2.8 |
| LAND TREATMENT / APPLICATION / FARMING | M131 | 728 | .0 | 2 | 2.8 |
| OTHER DISPOSAL SPECIFIED IN COMMENTS | M137 | 1,561,202 | .9 | 2 | 2.8 |
| SURFACE IMPOUNDMENT | M133 | 3,110 | .0 | 1 | 1.4 |
| TOTAL | | 164,751,573 | 100.0 | 71 | |

NOTE: QUANTITY MANAGED ONLY BY STORAGE IS EXCLUDED.
FACILITIES WITH ONLY STORAGE UNITS ARE EXCLUDED.
COLUMNS MAY NOT SUM DUE TO ROUNDING.
COLUMNS MAY NOT SUM TO TOTAL BECAUSE FACILITIES MAY HAVE MULTIPLE HANDLING METHODS.

12 QUANTITY AND PERCENTAGE OF RCRA HAZARDOUS WASTEWATER AND NON-WASTEWATER MANAGED IN 1995

| MANAGEMENT TYPE | TONS MANAGED | PERCENTAGE |
|---|---|---|
| WASTEWATER | 162,937,422 | 98.9 |
| NON-WASTEWATER | 1,814,151 | 1.1 |
| TOTAL | 164,751,573 | 100.0 |

## TEXAS

### 1995 WASTE SHIPMENTS

13 NUMBER OF RCRA HAZARDOUS WASTE SHIPPERS: 1274

14 QUANITIY OF RCRA HAZARDOUS WASTE SHIPPED: 2,388,329 TONS

15 FIFTY LARGEST RCRA HAZARDOUS WASTE SHIPPERS, 1995

| RANK | EPA ID | SITE NAME | CITY | QUANTITY SHIPPED (TONS) |
|---|---|---|---|---|
| 1 | TXD981911209 | OCCIDENTAL CHEMICAL HOUSTON CHEMICAL COM | DEER PARK | 766,625 |
| 2 | TXD063085567 | COASTAL REFINING & MARKETING INC. | CORPUS CHRISTI | 405,675 |
| 3 | TXD102684370 | BAYTANK INC. | SEABROOK | 155,033 |
| 4 | TXD000807982 | PAKTANK CORP - DEER PARK | DEER PARK | 153,002 |
| 5 | TXD058275769 | LYONDELL PETROCHEMICAL COMPANY | CHANNELVIEW | 61,638 |
| 6 | TXD058265067 | ARCO CHEMICAL COMPANY | PASADENA | 56,080 |
| 7 | TXD000838896 | CHEMICAL WASTE MGT. INC. | PORT ARTHUR | 53,096 |
| 8 | TXD077603371 | SAFETY KLEEN CORP - DENTON RECYCLE | DENTON | 43,209 |
| 9 | TXD078432457 | HOECHST CELANESE CHEMICAL GROUP, LTD.,CL | PASADENA | 25,128 |
| 10 | TXD987986734 | CHEMICAL RESROURCE PROCESSING | DEERPARK | 23,461 |
| 11 | TXD066362559 | CHAPARRAL STEEL COMPANY | MIDLOTHIAN | 21,915 |
| 12 | TXD026896290 | SHELL ODESSA REGINING CO. | ODESSA | 21,024 |
| 13 | TXD000836486 | GREENS BAYOU PLANT/ISK BIOSCIENCES CORP. | HOUSTON | 19,562 |
| 14 | TXD046844700 | CHEMICAL RECLAMATION SERVICES | AVALON | 18,917 |
| 15 | TXD000742304 | AMERICAN ECOLOGY ENVIRONMENTAL SERVICES | TYLER | 17,845 |
| 16 | TXD083472266 | ARCO CHEMICAL COMPANY | CHANNELVIEW | 16,816 |
| 17 | TXT490011293 | FORMOSA PLASTICS CORPORATION | POINT COMFORT | 14,107 |
| 18 | TXD058260977 | BAYTOWN SITE/BAYER CORPORATION | BAYTOWN | 13,637 |
| 19 | TXD988000204 | PHILLIPS PETROLEUM CO - FREEPORT TERM | FREEPORT | 12,973 |
| 20 | TXD008119414 | STRUCTURAL METALS, INCORPORATED | SEQUIN | 12,417 |
| 21 | TXD067285973 | SHELL OIL COMPANY | DEER PARK | 12,206 |
| 22 | TXD096037932 | HALTERMANN, LTD. | HOUSTON | 11,493 |
| 23 | TXD990796351 | NORTH STAR STEEL TEXAS | ROSE CITY | 11,232 |
| 24 | TXD071378582 | NUCOR STEEL, TEXAS DIVISION | JEWETT | 10,595 |
| 25 | TXD058276130 | QUANTUM CHEMICAL CORPORATION | LA PORTE | 10,451 |
| 26 | TXD084966639 | PHILLIPS PETROLEUM CO - JONES CREEK TERM | JONES CREEK | 10,435 |
| 27 | TXD981917024 | LYONDELL PETROCHEMICAL COMPANY | VICTORIA | 10,137 |
| 28 | TXT490013455 | ENTERPRICE PRODUCTS COMPANY | MONT BELVIEU | 9,310 |
| 29 | TXD981053770 | DURATHERM, INC. | SAN LEON | 9,135 |
| 30 | TXD052649027 | USPCI/LAIDLAW | SAN ANTONIO | 8,905 |
| 31 | TX3213820738 | RED RIVER ARMY DEPOT | TEXARKANA | 8,238 |
| 32 | TXD980624035 | HEAT ENERGY ADVANCED TECHNOLOGY, INC. | DALLAS | 7,322 |
| 33 | TXD000804302 | SEA LION TECNOLOGY | TEXAS CITY | 6,861 |
| 34 | TXD008088247 | DIXIE CHEMICAL COMPANY | PASADENA | 5,863 |
| 35 | TXD980626774 | PHILLIPS 66 COMPANY, BORGER COMPLEX REF | BORGER | 5,851 |
| 36 | TXD053624193 | PHIBRO ENERGY USA, INC. | HOUSTON | 5,426 |
| 37 | TXD007323397 | LONE STAR STEEL COMPANY | LONE STAR | 5,253 |
| 38 | TXD051161990 | CITGO REFINING AND CHEMICALS CO., L.P. | CORPUS CHRISTI | 5,124 |
| 39 | TXD007397144 | EL PASO WORKS | EL PASO | 5,057 |
| 40 | TXD074180019 | ELF ATOCHEM NORTH AMERICA INC | BEAUMONT | 5,040 |
| 41 | TXD096035274 | MOBIL CHEMICAL COMPANY - HOP | HOUSTON | 4,942 |
| 42 | TXD087491973 | ASARCO INCORPORATED - AMARILLO COPPER | AMARILLO | 4,888 |
| 43 | TXD008091712 | ROCKDALE OPERATIONS- ALUMINUMCO. OF AMER | SANDOW NEAR ROCKDALE | 4,664 |
| 44 | TXD008090011 | ELF ATOCHEM - HOUSTON PLANT | HOUSTON | 4,637 |
| 45 | TXD008081101 | E.I. DUPONT NEMOURS & CO. INC | NEDERLAND | 4,461 |
| 46 | TXD980744486 | CHEMICAL WASTE MANAGEMENT, INC. | ORANGE | 4,423 |
| 47 | TXD007398175 | BORDER STEEL MILLS INC. | VINTON | 4,188 |
| 48 | TX2571724333 | KELLY AFB | KELLY AFB | 4,019 |
| 49 | TXD008079642 | DUPONT - SABINE RIVER WORKS | ORANGE | 3,913 |
| 50 | TXD008088833 | CHEVRON CHEMICAL COMPANY | ORANGE | 3,901 |
| TOTAL | | | | 2,120,131 |

NOTE: COLUMNS MAY NOT SUM DUE TO ROUNDING.
STATE MAY HAVE FEWER THAN FIFTY SHIPPERS.

# TEXAS

## 1995 WASTE RECEIPTS

16 NUMBER OF RCRA HAZARDOUS WASTE RECEIVERS: 26

17 QUANITIY OF RCRA HAZARDOUS WASTE RECEIVED: 982,479 TONS

18 FIFTY LARGEST RCRA HAZARDOUS WASTE RECEIVERS, 1995

| RANK | EPA ID | SITE NAME | CITY | QUANTITY RECEIVED (TONS) |
|---|---|---|---|---|
| 1 | TXD000838896 | CHEMICAL WASTE MGT. INC. | PORT ARTHUR | 555,803 |
| 2 | TXD083472266 | ARCO CHEMICAL COMPANY | CHANNELVIEW | 98,184 |
| 3 | TXD000782698 | EXXON BAYTOWN REFINERY | BAYTOWN | 95,006 |
| 4 | TXD055141378 | ROLLINS ENVIRONMENTAL SERVICES (TX) INC. | DEER PARK | 71,155 |
| 5 | TXD000742304 | AMERICAN ECOLOGY ENVIRONMENTAL SERVICES | TYLER | 37,827 |
| 6 | TXR000001016 | DISPOSAL SYSTEMS OF CORPUS CHRISTI, INC. | CORPUS CHRISTI | 34,130 |
| 7 | TXD008099079 | RHONE - POULENC, INC. | HOUSTON | 27,444 |
| 8 | TXD046844700 | CHEMICAL RECLAMATION SERVICES | AVALON | 14,347 |
| 9 | TXD052649027 | USPCI/LAIDLAW | SAN ANTONIO | 12,695 |
| 10 | TXD008079642 | DUPONT - SABINE RIVER WORKS | ORANGE | 9,189 |
| 11 | TXD006451090 | GNB TECHNOLOGIES, FRISCO FACILITY | FRISCO | 8,007 |
| 12 | TXD980624035 | HEAT ENERGY ADVANCED TECHNOLOGY, INC. | DALLAS | 5,613 |
| 13 | TXD982290140 | LAIDLAW ENVIRONMENTAL SERVICES (TES) INC | LA PORTE | 5,400 |
| 14 | TXD000461533 | UNION CARBIDE CORPORATION | TEXAS CITY | 1,829 |
| 15 | TXD008092793 | THE DOW CHEMICAL COMPANY | FREEPORT | 1,564 |
| 16 | TXD981052061 | SAFETY KLEEN CORP | IRVING | 959 |
| 17 | TXD067285973 | SHELL OIL COMPANY | DEER PARK | 904 |
| 18 | TXD000729400 | SAFETY-KLEEN CORP | SAN ANTONIO | 874 |
| 19 | TXD000747428 | SAFETY-KLEEN CORP | WICHITA FALLS | 387 |
| 20 | TXD008076853 | HUNTSMAN CORPORATION | CONROE | 329 |
| 21 | TXD008080533 | AMOCO PETROLEUM PRODUCTS | TEXAS CITY | 229 |
| 22 | TXD007330202 | TEXAS EASTMAN DIVISION, EASTMAN CHEM CO | LONGVIEW | 201 |
| 23 | TXD000747436 | SAFETY-KLEEN CORP | LUBBOCK | 196 |
| 24 | TXD062287883 | SAFETY KLEEN CORP | ABILENE | 146 |
| 25 | TX8800016125 | NASA JOHNSON SPACE CENTER | HOUSTON | 61 |
| 26 | TXD069450997 | MOTOROLA INC/ ED BLUESTEIN FACILITY | AUSTIN | 0 |
| TOTAL | | | | 982,479 |

NOTE: COLUMNS MAY NOT SUM DUE TO ROUNDING.
STATE MAY HAVE FEWER THAN FIFTY FACILITIES THAT RECEIVED WASTE.

## TEXAS

### 1995 WASTE RECEIPTS, CONTINUED

19 QUANTITY OF RCRA HAZARDOUS WASTE MANAGED, BY MANGEMENT METHOD, LIMITED TO WASTE RECEIVED FROM OFFSITE, 1995

| MANAGEMENT METHOD | SYSTEM TYPE CODE | QUANTITY MANAGED (TONS) | PERCENTAGE OF QUANTITY | NUMBER OF FACILITIES | PERCENTAGE OF FACILITIES |
|---|---|---|---|---|---|
| METALS RECOVERY (FOR REUSE) | M011-M019 | 8,009 | .8 | 3 | 13.0 |
| SOLVENTS RECOVERY | M021-M029 | 5,742 | .6 | 6 | 26.1 |
| OTHER RECOVERY | M031-M039 | 904 | .1 | 1 | 4.3 |
| INCINERATION | M041-M049 | 376,609 | 38.8 | 8 | 34.8 |
| ENERGY RECOVERY (REUSE AS FUEL) | M051-M059 | 67,175 | 6.9 | 7 | 30.4 |
| FUEL BLENDING | M061 | 36,552 | 3.8 | 5 | 21.7 |
| AQUEOUS INORGANIC TREATMENT | M071-M079 | 1 | .0 | 1 | 4.3 |
| AQUEOUS ORGANIC TREATMENT | M081-M089 | 96,759 | 10.0 | 2 | 8.7 |
| STABILIZATION | M111-M119 | 2,203 | .2 | 1 | 4.3 |
| OTHER TREATMENT | M121-M129 | 2,379 | .2 | 7 | 30.4 |
| LANDFILL | M132 | 415 | .0 | 3 | 13.0 |
| DEEPWELL / UNDERGROUND INJECTION | M134 | 372,769 | 38.4 | 4 | 17.4 |
| TOTAL | | 969,517 | 100.0 | 23 | |

20 MANAGEMENT METHOD, BY QUANTITY OF RCRA HAZARDOUS WASTE MANAGED, LIMITED TO WASTE RECEIVED FROM OFFSITE, 1995

| MANAGEMENT METHOD | SYSTEM TYPE CODE | QUANTITY MANAGED (TONS) | PERCENTAGE OF QUANTITY | NUMBER OF FACILITIES | PERCENTAGE OF FACILITIES |
|---|---|---|---|---|---|
| INCINERATION | M041-M049 | 376,609 | 38.8 | 8 | 34.8 |
| DEEPWELL / UNDERGROUND INJECTION | M134 | 372,769 | 38.4 | 4 | 17.4 |
| AQUEOUS ORGANIC TREATMENT | M081-M089 | 96,759 | 10.0 | 2 | 8.7 |
| ENERGY RECOVERY (REUSE AS FUEL) | M051-M059 | 67,175 | 6.9 | 7 | 30.4 |
| FUEL BLENDING | M061 | 36,552 | 3.8 | 5 | 21.7 |
| METALS RECOVERY (FOR REUSE) | M011-M019 | 8,009 | .8 | 3 | 13.0 |
| SOLVENTS RECOVERY | M021-M029 | 5,742 | .6 | 6 | 26.1 |
| OTHER TREATMENT | M121-M129 | 2,379 | .2 | 7 | 30.4 |
| STABILIZATION | M111-M119 | 2,203 | .2 | 1 | 4.3 |
| OTHER RECOVERY | M031-M039 | 904 | .1 | 1 | 4.3 |
| LANDFILL | M132 | 415 | .0 | 3 | 13.0 |
| AQUEOUS INORGANIC TREATMENT | M071-M079 | 1 | .0 | 1 | 4.3 |
| TOTAL | | 969,517 | 100.0 | 23 | |

NOTE: QUANTITY MANAGED ONLY BY STORAGE IS EXCLUDED.
FACILITIES WITH ONLY STORAGE UNITS ARE EXCLUDED.
COLUMNS MAY NOT SUM DUE TO ROUNDING.
COLUMNS MAY NOT SUM TO TOTAL BECAUSE FACILITIES MAY HAVE MULTIPLE HANDLING METHODS.

# TEXAS

## 1995 WASTE RECEIPTS, CONTINUED

21 MANAGEMENT METHOD AND QUANTITY OF RCRA HAZARDOUS WASTE MANAGED, BY NUMBER OF FACILITIES, LIMITED TO WASTE RECEIVED FROM OFF SITE, 1995

| MANAGEMENT METHOD | SYSTEM TYPE CODE | QUANTITY MANAGED (TONS) | PERCENTAGE OF QUANTITY | NUMBER OF FACILITIES | PERCENTAGE OF FACILITIES |
|---|---|---|---|---|---|
| INCINERATION | M041-M049 | 376,609 | 38.8 | 8 | 34.8 |
| ENERGY RECOVERY (REUSE AS FUEL) | M051-M059 | 67,175 | 6.9 | 7 | 30.4 |
| OTHER TREATMENT | M121-M129 | 2,379 | .2 | 7 | 30.4 |
| SOLVENTS RECOVERY | M021-M029 | 5,742 | .6 | 6 | 26.1 |
| FUEL BLENDING | M061 | 36,552 | 3.8 | 5 | 21.7 |
| DEEPWELL / UNDERGROUND INJECTION | M134 | 372,769 | 38.4 | 4 | 17.4 |
| METALS RECOVERY (FOR REUSE) | M011-M019 | 8,009 | .8 | 3 | 13.0 |
| LANDFILL | M132 | 415 | .0 | 3 | 13.0 |
| AQUEOUS ORGANIC TREATMENT | M081-M089 | 96,759 | 10.0 | 2 | 8.7 |
| OTHER RECOVERY | M031-M039 | 904 | .1 | 1 | 4.3 |
| AQUEOUS INORGANIC TREATMENT | M071-M079 | 1 | .0 | 1 | 4.3 |
| STABILIZATION | M111-M119 | 2,203 | .2 | 1 | 4.3 |
| TOTAL | | 969,517 | 100.0 | 23 | |

NOTE: QUANTITY MANAGED ONLY BY STORAGE IS EXCLUDED.
FACILITIES WITH ONLY STORAGE UNITS ARE EXCLUDED.
COLUMNS MAY NOT SUM DUE TO ROUNDING.
COLUMNS MAY NOT SUM TO TOTAL BECAUSE FACILITIES MAY HAVE MULTIPLE HANDLING METHODS.

## TEXAS

### 1995 IMPORTS AND EXPORTS

| | | | |
|---|---|---|---|
| 22 | QUANTITY OF RCRA HAZARDOUS WASTE IMPORTED: | 627,887 | TONS |
| 23 | QUANTITY OF RCRA HAZARDOUS WASTE EXPORTED: | 258,127 | TONS |

# TRUST TERRITORIES

## 1995 WASTE GENERATION

1 NUMBER OF RCRA LARGE QUANTITY GENERATORS (LQGS): 3

2 QUANTITY OF RCRA HAZARDOUS WASTE GENERATED: 12,154

3 FIFTY LARGEST RCRA HAZARDOUS WASTE GENERATORS IN THE STATE, 1995

| RANK | EPA ID | SITE NAME | CITY | TOTAL GENERATED (TONS) |
|---|---|---|---|---|
| 1 | TT0570090001 | USARMY JACADS AND USACAP | APO | 12,087 |
| 2 | TT9570090002 | USDOD DEFENSE NUCLEAR AGENCY | APO | 45 |
| 3 | TT9213690002 | USARMY KWAJALEIN ATOLL | REPUBLIC OF MARSHALL ISL | 23 |
| TOTAL | | | | 12,154 |

NOTE: STATE MAY HAVE FEWER THAN FIFTY GENERATORS.

## TRUST TERRITORIES

### 1995 WASTE GENERATION, CONTINUED

4 QUANTITIES OF WASTE GENERATED IN 1995 THAT WERE

- REPORTED WITH ONLY CHARACTERISTIC WASTE CODES
- REPORTED WITH ONLY LISTED WASTE CODES
- REPORTED WITH BOTH CHARACTERISTIC AND LISTED WASTE CODES

| WASTE HAS ONLY CHARACTERISTIC CODES | TONS OF WASTE GENERATED | WASTE HAS ONLY LISTED CODES | TONS OF WASTE GENERATED | WASTE HAS BOTH CHARACTERISTIC AND LISTED CODES | TONS OF WASTE GENERATED |
|---|---|---|---|---|---|
| ONLY IGNITABLE | 22 | ONLY AN F CODE | 0 | | |
| ONLY CORROSIVE | 2 | ONLY A K CODE | 0 | | |
| ONLY REACTIVE | 175 | ONLY A P CODE | 0 | | |
| ONLY D004-17 | 11,322 | ONLY A U CODE | 0 | | |
| ONLY D018-43 | 2 | | | | |
| HAS MORE THAN ONE CHARACTERISTIC CODE | 598 | HAS MORE THAN ONE LISTED CODE | 0 | | |
| TOTAL | 12,121 | TOTAL | 1 | TOTAL CHAR. AND LISTED | 32 |

5 QUANTITIES OF WASTE GENERATED IN 1995 THAT WERE MULTIPLY CODED

| WASTE HAS ONLY CHARACTERISTIC CODES BUT MORE THAN ONE APPLIES | TONS OF WASTE GENERATED | ONLY LISTED CODES BUT HAS MORE THAN ONE | TONS OF WASTE GENERATED | BOTH CHAR. & LISTED CODES | TONS OF WASTE GENERAT |
|---|---|---|---|---|---|
| HAS IGNITABLE CODE | 14 | | | IGN. W/ AT LEAST 1 LSTD | |
| HAS CORROSIVE CODE | 586 | | | CORR. W/ AT LEAST 1 LSTD | |
| HAS REACTIVE CODE | 582 | | | REACT. W/ AT LEAST 1 LSTD | |
| HAS D004-D017 CODE | 10 | | | D004-17 W/ AT LEAST 1 LSTD | |
| HAS D018-D043 CODE | 12 | | | D018-43 W/ AT LEAST 1 LSTD | |
| | | HAS AN F CODE | 0 | F WASTE W/ AT LEAST 1 CHAR | |
| | | HAS A K CODE | 0 | K WASTE W/ AT LEAST 1 CHAR | |
| | | HAS A P CODE | 0 | P WASTE W/ AT LEAST 1 CHAR | |
| | | HAS A U CODE | 0 | U WASTE W/ AT LEAST 1 CHAR | |
| TOTAL | 598 | TOTAL | 0 | TOTAL | |

NOTE: COLUMNS DO NOT SUM TO TOTAL BECAUSE A WASTE CODE MAY APPLY TO MORE THAN ONE WASTE.
MIXTURES WITH IGNITABLE, CORROSIVE, REACTIVE, D004-17, AND D018-43 CHARACTERISTIC CODES ALSO MAY CONTAIN OTHER CHARACTERISTIC WASTE CODES.
SIMILARLY, WASTES WITH F,K,P, AND U LISTED CODES MAY HAVE OTHER LISTED WASTE CODES.

# TRUST TERRITORIES

## 1995 WASTE MANAGEMENT

6 NUMBER OF RCRA TSD FACILITIES: 2

7 QUANITY OF RCRA HAZARDOUS WASTE MANAGED: 0 TONS

8 FIFTY LARGEST RCRA HAZARDOUS WASTE MANAGEMENT FACILITIES, 1995

| RANK | EPA ID | SITE NAME | CITY | TONS OF WASTE MANAGED |
|---|---|---|---|---|
| 1 | TT0570090001 | USARMY JACADS AND USACAP | APO | 0 |
| TOTAL | | | | 0 |

NOTE: COLUMNS MAY NOT SUM DUE TO ROUNDING.
STATE MAY HAVE FEWER THAN FIFTY FACILITIES THAT MANAGED WASTE.
QUANTITY MANAGED ONLY BY STORAGE IS EXCLUDED.

TABLES 9, 10, 11, AND 12 HAVE BEEN OMITTED FROM THIS REPORT BECAUSE THERE WERE NO FACILITIES IN THE TRUST TERRITORIES THAT REPORTED MANAGING (TREATING OR DISPOSING) RCRA HAZARDOUS WASTE IN 1995. THE TSD FACILITY DESCRIBED ABOVE MAY HAVE BEEN A STORAGE-ONLY FACILITY.

## TRUST TERRITORIES

### 1995 WASTE SHIPMENTS

13 NUMBER OF RCRA HAZARDOUS WASTE SHIPPERS: 3

14 QUANITIY OF RCRA HAZARDOUS WASTE SHIPPED: 1,462 TONS

15 FIFTY LARGEST RCRA HAZARDOUS WASTE SHIPPERS, 1995

| RANK | EPA ID | SITE NAME | CITY | QUANTITY SHIPPED (TONS) |
|---|---|---|---|---|
| 1 | TT0570090001 | USARMY JACADS AND USACAP | APO | 1,402 |
| 2 | TT9570090002 | USDOD DEFENSE NUCLEAR AGENCY | APO | 45 |
| 3 | TT9213690002 | USARMY KWAJALEIN ATOLL | REPUBLIC OF MARSHALL ISL | 15 |
| TOTAL | | | | 1,462 |

NOTE: COLUMNS MAY NOT SUM DUE TO ROUNDING.
STATE MAY HAVE FEWER THAN FIFTY SHIPPERS.

# TRUST TERRITORIES

## 1995 WASTE RECEIPTS

TABLES 16, 17, 18, 19, 20, AND 21 HAVE BEEN OMITTED FROM THIS REPORT BECAUSE THERE WERE NO FACILITIES IN THE TRUST TERRITORIES THAT REPORTED RECEIVING RCRA HAZARDOUS WASTE IN 1995.

## TRUST TERRITORIES

### 1995 IMPORTS AND EXPORTS

| | | | |
|---|---|---|---|
| 22 | QUANTITY OF RCRA HAZARDOUS WASTE IMPORTED: | 0 | TONS |
| 23 | QUANTITY OF RCRA HAZARDOUS WASTE EXPORTED: | 1,462 | TONS |

# UTAH

## 1995 WASTE GENERATION

1 NUMBER OF RCRA LARGE QUANTITY GENERATORS (LQGS): 98

2 QUANTITY OF RCRA HAZARDOUS WASTE GENERATED: 418,523

3 FIFTY LARGEST RCRA HAZARDOUS WASTE GENERATORS IN THE STATE, 1995

| RANK | EPA ID | SITE NAME | CITY | TOTAL GENERATED (TONS) |
|---|---|---|---|---|
| 1 | UTD092024934 | WESTERN ZIRCONIUM - WESTINGHOUSE CNFD | OGDEN | 306,244 |
| 2 | UT0571724350 | U.S. AIR FORCE - HILL AFB | HILL AFB | 51,157 |
| 3 | UTD021533054 | NUCOR STEEL | PLYMOUTH | 15,646 |
| 4 | UTD982595795 | USPCI-CLIVE INCINERATION FACILITY | CLIVE | 14,457 |
| 5 | UT0000821009 | INTERNATIONAL MILL SERVICE, INC. | WENDOVER | 4,973 |
| 6 | UT5210090002 | TOOELE CHEMICAL ACTIVITY - SOUTH AREA | TOOELE | 4,949 |
| 7 | UT9210020922 | DEFENSE DISTRIBUTION DEPOT, OGDEN | OGDEN | 3,728 |
| 8 | UTD000690867 | MAGNESIUM CORPORATION OF AMERICA | ROWLEY | 2,906 |
| 9 | UTD059513879 | E-SYSTEMS, INC.-MONTEK DIV. | SALT LAKE CITY | 2,689 |
| 10 | UTD001705029 | ALLIANT TECHSYSTEMS, INC. | MAGNA | 1,545 |
| 11 | UTD988070215 | COMPEQ INTERNATIONAL CORP. | SALT LAKE CITY | 1,244 |
| 12 | UT3213820894 | TOOELE ARMY DEPOT - NORTH AREA | TOOELE | 1,190 |
| 13 | UTD009081357 | THIOKOL CORP.-MAIN PLANT, PROMONTORY | PROMONTORY | 952 |
| 14 | UTD000826446 | KENNECOTT UTAH COPPER - SMELTER | MAGNA | 859 |
| 15 | UTD980954168 | VIKTRON LIKA UTAH | SALT LAKE CITY | 529 |
| 16 | UTD092029768 | CHEVRON PRODUCTS CO.-SALT LAKE REFINERY | SALT LAKE CITY | 510 |
| 17 | UTD073010902 | LUNDAHL ASTRO CIRCUITS | LOGAN | 505 |
| 18 | UTD980960702 | JOHNSON MATTHEY | SALT LAKE CITY | 480 |
| 19 | UTD045267127 | BIG WEST OIL/FLYING J REFINERY | NORTH SALT LAKE | 480 |
| 20 | UTD073095804 | LITTON SYSTEMS | SALT LAKE CITY | 303 |
| 21 | UTD000826362 | AMOCO OIL CO. - SALT LAKE REFINERY | SALT LAKE CITY | 274 |
| 22 | UTD072988173 | PARISH CHEMICAL COMPANY | VINEYARD | 235 |
| 23 | UTD073008237 | NATIONAL SEMICONDUCTOR | WEST JORDAN | 184 |
| 24 | UTD982598898 | ENVIROCARE OF UTAH | CLIVE | 174 |
| 25 | UTD980806244 | SALT LAKE CIRCUITS | SALT LAKE CITY | 163 |
| 26 | UTD988078150 | BFI MEDICAL WASTE SYSTEMS | NORTH SALT LAKE | 140 |
| 27 | UT3750211259 | U.S. ARMY, DUGWAY PROVING GROUND | DUGWAY | 131 |
| 28 | UTD054680590 | LEVELOR HOME FASHIONS | OGDEN | 115 |
| 29 | UTD073093874 | PENNZOIL PRODUCTS CO.-ROOSEVELT REFINERY | ROSSEVELT | 105 |
| 30 | UTD039862792 | EASTON ALUMINUM, INC. | SALT LAKE CITY | 88 |
| 31 | UTD056095334 | PRECISION TECHNOLOGY, INC. | SALT LAKE CITY | 82 |
| 32 | UTD009086133 | GENEVA STEEL | VINEYARD | 81 |
| 33 | UTD048406144 | ASHLAND CHEMICAL | CLEARFIELD | 76 |
| 34 | UTD009438359 | VARIAN X-RAY TUBE PRODUCTS | SALT LAKE CITY | 75 |
| 35 | UTD094674595 | UNIVERSITY OF UTAH | SALT LAKE CITY | 74 |
| 36 | UTD067981316 | SERVICE FIRST BARREL & DRUM | SALT LAKE CITY | 72 |
| 37 | UTD000826412 | KENNECOTT UTAH COPPER - REFINERY | MAGNA | 69 |
| 38 | UTD041310962 | ENSIGN-BICKFORD CO. | SPANISH FORK | 64 |
| 39 | UTD041075896 | SYRO STEEL COMPANY | CENTERVILLE | 61 |
| 40 | UTD007939358 | WHEELER MACHINERY COMPANY | SALT LAKE CITY | 58 |
| 41 | UTD035388818 | VAN WATERS & ROGERS | SALT LAKE CITY | 47 |
| 42 | UT0000123166 | HERCULES, INC.-COMPOSITE PRODUCTS DIV | WEST VALLEY CITY | 46 |
| 43 | UTR000000539 | O.C. TANNER COMPANY | SALT LAKE CITY | 41 |
| 44 | UTD980961890 | NEWSPAPER AGENCY CORPORATION | SALT LAKE CITY | 37 |
| 45 | UTD009094012 | BRIGHAM YOUNG UNIVERSITY | PROVO | 36 |
| 46 | UTD149899262 | RAYLOC PAYSON - DIV GENUINE PARTS CO. | PAYSON | 33 |
| 47 | UTD000651653 | UTAH STATE UNIVERSITY | LOGAN | 28 |
| 48 | UTD094677259 | CRESSONA ALUMINUM CO. | SPANISH FORK | 28 |
| 49 | UTD982647695 | STREAM INTERNATIONAL | PROVO | 28 |
| 50 | UTD060381977 | BECTON DICKINSON VASCULAR ACCESS | SANDY | 27 |
| TOTAL | | | | 418,018 |

NOTE: STATE MAY HAVE FEWER THAN FIFTY GENERATORS.

## UTAH

### 1995 WASTE GENERATION, CONTINUED

4 QUANTITIES OF WASTE GENERATED IN 1995 THAT WERE

- REPORTED WITH ONLY CHARACTERISTIC WASTE CODES
- REPORTED WITH ONLY LISTED WASTE CODES
- REPORTED WITH BOTH CHARACTERISTIC AND LISTED WASTE CODES

| WASTE HAS ONLY CHARACTERISTIC CODES | TONS OF WASTE GENERATED | WASTE HAS ONLY LISTED CODES | TONS OF WASTE GENERATED | WASTE HAS BOTH CHARACTERISTIC AND LISTED CODES | TONS OF WASTE GENERATED |
|---|---|---|---|---|---|
| ONLY IGNITABLE | 266 | ONLY AN F CODE | 21,883 | | |
| ONLY CORROSIVE | 310,528 | ONLY A K CODE | 16,141 | | |
| ONLY REACTIVE | 1,072 | ONLY A P CODE | 0 | | |
| ONLY D004-17 | 7,117 | ONLY A U CODE | 437 | | |
| ONLY D018-43 | 151 | | | | |
| HAS MORE THAN ONE CHARACTERISTIC CODE | 18,143 | HAS MORE THAN ONE LISTED CODE | 797 | | |
| TOTAL | 337,278 | TOTAL | 39,259 | TOTAL CHAR. AND LISTED | 41,958 |

5 QUANTITIES OF WASTE GENERATED IN 1995 THAT WERE MULTIPLY CODED

| WASTE HAS ONLY CHARACTERISTIC CODES BUT MORE THAN ONE APPLIES | TONS OF WASTE GENERATED | ONLY LISTED CODES BUT HAS MORE THAN ONE | TONS OF WASTE GENERATED | BOTH CHAR. & LISTED CODES | TONS OF WASTE GENERATE |
|---|---|---|---|---|---|
| HAS IGNITABLE CODE | 15,563 | | | IGN. W/ AT LEAST 1 LSTD | 1,54 |
| HAS CORROSIVE CODE | 9,613 | | | CORR. W/ AT LEAST 1 LSTD | 3 |
| HAS REACTIVE CODE | 4,704 | | | REACT. W/ AT LEAST 1 LSTD | 57 |
| HAS D004-D017 CODE | 14,806 | | | D004-17 W/ AT LEAST 1 LSTD | 25,48 |
| HAS D018-D043 CODE | 13,198 | | | D018-43 W/ AT LEAST 1 LSTD | 15,68 |
| | | HAS AN F CODE | 797 | F WASTE W/ AT LEAST 1 CHAR | 40,89 |
| | | HAS A K CODE | 679 | K WASTE W/ AT LEAST 1 CHAR | 1,56 |
| | | HAS A P CODE | 317 | P WASTE W/ AT LEAST 1 CHAR | 1,40 |
| | | HAS A U CODE | 433 | U WASTE W/ AT LEAST 1 CHAR | 2,41 |
| TOTAL | 18,143 | TOTAL | 797 | TOTAL | 41,95 |

NOTE: COLUMNS DO NOT SUM TO TOTAL BECAUSE A WASTE CODE MAY APPLY TO MORE THAN ONE WASTE.
MIXTURES WITH IGNITABLE, CORROSIVE, REACTIVE, D004-17, AND D018-43 CHARACTERISTIC CODES ALSO MAY CONTAIN OTHER CHARACTERISTIC WASTE CODES.
SIMILARLY, WASTES WITH F,K,P, AND U LISTED CODES MAY HAVE OTHER LISTED WASTE CODES.

# UTAH

## 1995 WASTE MANAGEMENT

6 NUMBER OF RCRA TSD FACILITIES: 18

7 QUANITY OF RCRA HAZARDOUS WASTE MANAGED: 382,397 TONS

8 FIFTY LARGEST RCRA HAZARDOUS WASTE MANAGEMENT FACILITIES, 1995

| RANK | EPA ID | SITE NAME | CITY | TONS OF WASTE MANAGED |
|---|---|---|---|---|
| 1 | UTD092024934 | WESTERN ZIRCONIUM - WESTINGHOUSE CNFD | OGDEN | 306,192 |
| 2 | UT0571724350 | U.S. AIR FORCE - HILL AFB | HILL AFB | 50,555 |
| 3 | UTD982595795 | USPCI-CLIVE INCINERATION FACILITY | CLIVE | 11,115 |
| 4 | UTD982598898 | ENVIROCARE OF UTAH | CLIVE | 8,258 |
| 5 | UT5210090002 | TOOELE CHEMICAL ACTIVITY - SOUTH AREA | TOOELE | 3,399 |
| 6 | UT0570090001 | U.S. AIR FORCE - UTAH TEST & TRNG. RANGE | WEST DESERT | 1,035 |
| 7 | UT3213820894 | TOOELE ARMY DEPOT - NORTH AREA | TOOELE | 1,019 |
| 8 | UTD009081357 | THIOKOL CORP.-MAIN PLANT, PROMONTORY | PROMONTORY | 532 |
| 9 | UTD001705029 | ALLIANT TECHSYSTEMS, INC. | MAGNA | 229 |
| 10 | UTD041310962 | ENSIGN-BICKFORD CO. | SPANISH FORK | 45 |
| 11 | UTD980666721 | DYNO NOBEL, INC.-TOOELE TEST SITE | RUSH VALLEY | 8 |
| 12 | UTD009089277 | DYNO NOBEL, INC.-PELICAN POINT SITE B | PELICAN POINT | 5 |
| 13 | UT9210020922 | DEFENSE DISTRIBUTION DEPOT, OGDEN | OGDEN | 4 |
| 14 | UT3750211259 | U.S. ARMY, DUGWAY PROVING GROUND | DUGWAY | 0 |
| TOTAL | | | | 382,397 |

NOTE: COLUMNS MAY NOT SUM DUE TO ROUNDING.
STATE MAY HAVE FEWER THAN FIFTY FACILITIES THAT MANAGED WASTE.
QUANTITY MANAGED ONLY BY STORAGE IS EXCLUDED.

## UTAH

### 1995 WASTE MANAGEMENT, CONTINUED

9 QUANTITY OF RCRA HAZARDOUS WASTE MANAGED BY MANAGEMENT METHOD, 1995

| MANAGEMENT METHOD | SYSTEM TYPE CODE | QUANTITY MANAGED (TONS) | PERCENTAGE OF QUANTITY | NUMBER OF FACILITIES | PERCENTAGE OF FACILITIES |
|---|---|---|---|---|---|
| SOLVENTS RECOVERY | M021-M029 | 155 | .0 | 2 | 14.3 |
| INCINERATION | M041-M049 | 11,252 | 2.9 | 4 | 28.6 |
| AQUEOUS INORGANIC TREATMENT | M071-M079 | 50,405 | 13.2 | 1 | 7.1 |
| AQUEOUS ORGANIC TREATMENT | M081-M089 | 2 | .0 | 1 | 7.1 |
| SLUDGE TREATMENT | M101-M109 | 88 | .0 | 1 | 7.1 |
| OTHER TREATMENT | M121-M129 | 312,307 | 81.7 | 11 | 78.6 |
| LANDFILL | M132 | 8,189 | 2.1 | 1 | 7.1 |
| TOTAL | | 382,397 | 100.0 | 14 | |

10 MANAGEMENT METHOD, BY QUANTITY OF RCRA HAZARDOUS WASTE MANAGED, 1995

| MANAGEMENT METHOD | SYSTEM TYPE CODE | QUANTITY MANAGED (TONS) | PERCENTAGE OF QUANTITY | NUMBER OF FACILITIES | PERCENTAGE OF FACILITIES |
|---|---|---|---|---|---|
| OTHER TREATMENT | M121-M129 | 312,307 | 81.7 | 11 | 78.6 |
| AQUEOUS INORGANIC TREATMENT | M071-M079 | 50,405 | 13.2 | 1 | 7.1 |
| INCINERATION | M041-M049 | 11,252 | 2.9 | 4 | 28.6 |
| LANDFILL | M132 | 8,189 | 2.1 | 1 | 7.1 |
| SOLVENTS RECOVERY | M021-M029 | 155 | .0 | 2 | 14.3 |
| SLUDGE TREATMENT | M101-M109 | 88 | .0 | 1 | 7.1 |
| AQUEOUS ORGANIC TREATMENT | M081-M089 | 2 | .0 | 1 | 7.1 |
| TOTAL | | 382,397 | 100.0 | 14 | |

NOTE: QUANTITY MANAGED ONLY BY STORAGE IS EXCLUDED.
FACILITIES WITH ONLY STORAGE UNITS ARE EXCLUDED.
COLUMNS MAY NOT SUM DUE TO ROUNDING.
COLUMNS MAY NOT SUM TO TOTAL BECAUSE FACILITIES MAY HAVE MULTIPLE HANDLING METHODS.

# UTAH

## 1995 WASTE MANAGEMENT, CONTINUED

11 MANAGEMENT METHOD AND QUANTITY OF RCRA HAZARDOUS WASTE MANAGED BY NUMBER OF FACILITIES, 1995

| MANAGEMENT METHOD | SYSTEM TYPE CODE | QUANTITY MANAGED (TONS) | PERCENTAGE OF QUANTITY | NUMBER OF FACILITIES | PERCENTAGE OF FACILITIES |
|---|---|---|---|---|---|
| OTHER TREATMENT | M121-M129 | 312,307 | 81.7 | 11 | 78.6 |
| INCINERATION | M041-M049 | 11,252 | 2.9 | 4 | 28.6 |
| SOLVENTS RECOVERY | M021-M029 | 155 | .0 | 2 | 14.3 |
| AQUEOUS INORGANIC TREATMENT | M071-M079 | 50,405 | 13.2 | 1 | 7.1 |
| AQUEOUS ORGANIC TREATMENT | M081-M089 | 2 | .0 | 1 | 7.1 |
| SLUDGE TREATMENT | M101-M109 | 88 | .0 | 1 | 7.1 |
| LANDFILL | M132 | 8,189 | 2.1 | 1 | 7.1 |
| TOTAL | | 382,397 | 100.0 | 14 | |

NOTE: QUANTITY MANAGED ONLY BY STORAGE IS EXCLUDED.
FACILITIES WITH ONLY STORAGE UNITS ARE EXCLUDED.
COLUMNS MAY NOT SUM DUE TO ROUNDING.
COLUMNS MAY NOT SUM TO TOTAL BECAUSE FACILITIES MAY HAVE MULTIPLE HANDLING METHODS.

12 QUANTITY AND PERCENTAGE OF RCRA HAZARDOUS WASTEWATER AND NON-WASTEWATER MANAGED IN 1995

| MANAGEMENT TYPE | TONS MANAGED | PERCENTAGE |
|---|---|---|
| WASTEWATER | 362,801 | 94.9 |
| NON-WASTEWATER | 19,596 | 5.1 |
| TOTAL | 382,397 | 100.0 |

# UTAH

## 1995 WASTE SHIPMENTS

13 NUMBER OF RCRA HAZARDOUS WASTE SHIPPERS: 96

14 QUANITIY OF RCRA HAZARDOUS WASTE SHIPPED: 47,072 TONS

15 FIFTY LARGEST RCRA HAZARDOUS WASTE SHIPPERS, 1995

| RANK | EPA ID | SITE NAME | CITY | QUANTITY SHIPPED (TONS) |
|---|---|---|---|---|
| 1 | UTD982595795 | USPCI-CLIVE INCINERATION FACILITY | CLIVE | 17,219 |
| 2 | UT0000821009 | INTERNATIONAL MILL SERVICE, INC. | WENDOVER | 4,848 |
| 3 | UT9210020922 | DEFENSE DISTRIBUTION DEPOT, OGDEN | OGDEN | 3,716 |
| 4 | UTD021533054 | NUCOR STEEL | PLYMOUTH | 3,569 |
| 5 | UTD000690867 | MAGNESIUM CORPORATION OF AMERICA | ROWLEY | 2,906 |
| 6 | UTD059513879 | E-SYSTEMS, INC.-MONTEK DIV. | SALT LAKE CITY | 2,689 |
| 7 | UT5210090002 | TOOELE CHEMICAL ACTIVITY - SOUTH AREA | TOOELE | 1,574 |
| 8 | UTD001705029 | ALLIANT TECHSYSTEMS, INC. | MAGNA | 1,301 |
| 9 | UTD988070215 | COMPEQ INTERNATIONAL CORP. | SALT LAKE CITY | 1,244 |
| 10 | UTD000826446 | KENNECOTT UTAH COPPER - SMELTER | MAGNA | 859 |
| 11 | UT0571724350 | U.S. AIR FORCE - HILL AFB | HILL AFB | 697 |
| 12 | UTD980954168 | VIKTRON LIKA UTAH | SALT LAKE CITY | 535 |
| 13 | UTD092029768 | CHEVRON PRODUCTS CO.-SALT LAKE REFINERY | SALT LAKE CITY | 510 |
| 14 | UTD073010902 | LUNDAHL ASTRO CIRCUITS | LOGAN | 505 |
| 15 | UTD980960702 | JOHNSON MATTHEY | SALT LAKE CITY | 480 |
| 16 | UTD045267127 | BIG WEST OIL/FLYING J REFINERY | NORTH SALT LAKE | 476 |
| 17 | UTD009081357 | THIOKOL CORP.-MAIN PLANT, PROMONTORY | PROMONTORY | 448 |
| 18 | UTD000826362 | AMOCO OIL CO. - SALT LAKE REFINERY | SALT LAKE CITY | 321 |
| 19 | UTD073095804 | LITTON SYSTEMS | SALT LAKE CITY | 254 |
| 20 | UTD072988173 | PARISH CHEMICAL COMPANY | VINEYARD | 235 |
| 21 | UTD048406144 | ASHLAND CHEMICAL | CLEARFIELD | 186 |
| 22 | UTD073008237 | NATIONAL SEMICONDUCTOR | WEST JORDAN | 184 |
| 23 | UTD980806244 | SALT LAKE CIRCUITS | SALT LAKE CITY | 163 |
| 24 | UTD988078150 | BFI MEDICAL WASTE SYSTEMS | NORTH SALT LAKE | 140 |
| 25 | UT3750211259 | U.S. ARMY, DUGWAY PROVING GROUND | DUGWAY | 132 |
| 26 | UTD054680590 | LEVELOR HOME FASHIONS | OGDEN | 115 |
| 27 | UTD073093874 | PENNZOIL PRODUCTS CO.-ROOSEVELT REFINERY | ROSSEVELT | 105 |
| 28 | UTD039862792 | EASTON ALUMINUM, INC. | SALT LAKE CITY | 88 |
| 29 | UT3213820894 | TOOELE ARMY DEPOT - NORTH AREA | TOOELE | 85 |
| 30 | UTD056095334 | PRECISION TECHNOLOGY, INC. | SALT LAKE CITY | 82 |
| 31 | UTD009086133 | GENEVA STEEL | VINEYARD | 79 |
| 32 | UTD009438359 | VARIAN X-RAY TUBE PRODUCTS | SALT LAKE CITY | 74 |
| 33 | UTD067981316 | SERVICE FIRST BARREL & DRUM | SALT LAKE CITY | 72 |
| 34 | UTD000826412 | KENNECOTT UTAH COPPER - REFINERY | MAGNA | 69 |
| 35 | UTD094674595 | UNIVERSITY OF UTAH | SALT LAKE CITY | 67 |
| 36 | UTD981550858 | DOUGLAS AIRCRAFT CO. | SALT LAKE CITY | 67 |
| 37 | UTD041075896 | SYRO STEEL COMPANY | CENTERVILLE | 61 |
| 38 | UTD007939358 | WHEELER MACHINERY COMPANY | SALT LAKE CITY | 58 |
| 39 | UT0000123166 | HERCULES, INC.-COMPOSITE PRODUCTS DIV | WEST VALLEY CITY | 45 |
| 40 | UTR000000539 | O.C. TANNER COMPANY | SALT LAKE CITY | 41 |
| 41 | UTR000000687 | ECDC ENVIRONMENTAL | EAST CARBON | 39 |
| 42 | UTD060381977 | BECTON DICKINSON VASCULAR ACCESS | SANDY | 38 |
| 43 | UTD980961890 | NEWSPAPER AGENCY CORPORATION | SALT LAKE CITY | 37 |
| 44 | UTD009094012 | BRIGHAM YOUNG UNIVERSITY | PROVO | 36 |
| 45 | UTD149899262 | RAYLOC PAYSON - DIV GENUINE PARTS CO. | PAYSON | 33 |
| 46 | UTD094677259 | CRESSONA ALUMINUM CO. | SPANISH FORK | 28 |
| 47 | UTD982647695 | STREAM INTERNATIONAL | PROVO | 28 |
| 48 | UTD000651653 | UTAH STATE UNIVERSITY | LOGAN | 27 |
| 49 | UTD033513631 | TELEFLEX DEFENSE SYSTEMS | SPANISH FORK | 26 |
| 50 | UTD127673697 | MORTON INTERNATIONAL-ASP - PROMONTORY | PROMONTORY | 26 |
| TOTAL | | | | 46,617 |

NOTE: COLUMNS MAY NOT SUM DUE TO ROUNDING.
STATE MAY HAVE FEWER THAN FIFTY SHIPPERS.

# UTAH

## 1995 WASTE RECEIPTS

16 NUMBER OF RCRA HAZARDOUS WASTE RECEIVERS: 10

17 QUANITIY OF RCRA HAZARDOUS WASTE RECEIVED: 20,331 TONS

18 FIFTY LARGEST RCRA HAZARDOUS WASTE RECEIVERS, 1995

| RANK | EPA ID | SITE NAME | CITY | QUANTITY RECEIVED (TONS) |
|---|---|---|---|---|
| 1 | UTD982595795 | USPCI-CLIVE INCINERATION FACILITY | CLIVE | 10,923 |
| 2 | UTD982598898 | ENVIROCARE OF UTAH | CLIVE | 8,189 |
| 3 | UT0570090001 | U.S. AIR FORCE - UTAH TEST & TRNG. RANGE | WEST DESERT | 1,033 |
| 4 | UTD048406144 | ASHLAND CHEMICAL | CLEARFIELD | 131 |
| 5 | UTD009081357 | THIOKOL CORP.-MAIN PLANT, PROMONTORY | PROMONTORY | 29 |
| 6 | UTD001705029 | ALLIANT TECHSYSTEMS, INC. | MAGNA | 16 |
| 7 | UTD980666721 | DYNO NOBEL, INC.-TOOELE TEST SITE | RUSH VALLEY | 8 |
| 8 | UTD000651653 | UTAH STATE UNIVERSITY | LOGAN | 1 |
| 9 | UT0571724350 | U.S. AIR FORCE - HILL AFB | HILL AFB | 1 |
| 10 | UTD009089277 | DYNO NOBEL, INC.-PELICAN POINT SITE B | PELICAN POINT | 0 |
| TOTAL | | | | 20,331 |

NOTE: COLUMNS MAY NOT SUM DUE TO ROUNDING.
STATE MAY HAVE FEWER THAN FIFTY FACILITIES THAT RECEIVED WASTE.

## UTAH

### 1995 WASTE RECEIPTS, CONTINUED

19 QUANTITY OF RCRA HAZARDOUS WASTE MANAGED, BY MANGEMENT METHOD, LIMITED TO WASTE RECEIVED FROM OFFSITE, 1995

| MANAGEMENT METHOD | SYSTEM TYPE CODE | QUANTITY MANAGED (TONS) | PERCENTAGE OF QUANTITY | NUMBER OF FACILITIES | PERCENTAGE OF FACILITIES |
|---|---|---|---|---|---|
| INCINERATION | M041-M049 | 10,923 | 54.2 | 1 | 16.7 |
| OTHER TREATMENT | M121-M129 | 1,044 | 5.2 | 4 | 66.7 |
| LANDFILL | M132 | 8,189 | 40.6 | 1 | 16.7 |
| TOTAL | | 20,156 | 100.0 | 6 | |

20 MANAGEMENT METHOD, BY QUANTITY OF RCRA HAZARDOUS WASTE MANAGED, LIMITED TO WASTE RECEIVED FROM OFFSITE, 1995

| MANAGEMENT METHOD | SYSTEM TYPE CODE | QUANTITY MANAGED (TONS) | PERCENTAGE OF QUANTITY | NUMBER OF FACILITIES | PERCENTAGE OF FACILITIES |
|---|---|---|---|---|---|
| INCINERATION | M041-M049 | 10,923 | 54.2 | 1 | 16.7 |
| LANDFILL | M132 | 8,189 | 40.6 | 1 | 16.7 |
| OTHER TREATMENT | M121-M129 | 1,044 | 5.2 | 4 | 66.7 |
| TOTAL | | 20,156 | 100.0 | 6 | |

NOTE: QUANTITY MANAGED ONLY BY STORAGE IS EXCLUDED.
FACILITIES WITH ONLY STORAGE UNITS ARE EXCLUDED.
COLUMNS MAY NOT SUM DUE TO ROUNDING.
COLUMNS MAY NOT SUM TO TOTAL BECAUSE FACILITIES MAY HAVE MULTIPLE HANDLING METHODS.

# UTAH

## 1995 WASTE RECEIPTS, CONTINUED

21 MANAGEMENT METHOD AND QUANTITY OF RCRA HAZARDOUS WASTE MANAGED, BY NUMBER OF FACILITIES, LIMITED TO WASTE RECEIVED FROM OFF SITE, 1995

| MANAGEMENT METHOD | SYSTEM TYPE CODE | QUANTITY MANAGED (TONS) | PERCENTAGE OF QUANTITY | NUMBER OF FACILITIES | PERCENTAGE OF FACILITIES |
|---|---|---|---|---|---|
| OTHER TREATMENT | M121-M129 | 1,044 | 5.2 | 4 | 66.7 |
| INCINERATION | M041-M049 | 10,923 | 54.2 | 1 | 16.7 |
| LANDFILL | M132 | 8,189 | 40.6 | 1 | 16.7 |
| TOTAL | | 20,156 | 100.0 | 6 | |

NOTE: QUANTITY MANAGED ONLY BY STORAGE IS EXCLUDED.
FACILITIES WITH ONLY STORAGE UNITS ARE EXCLUDED.
COLUMNS MAY NOT SUM DUE TO ROUNDING.
COLUMNS MAY NOT SUM TO TOTAL BECAUSE FACILITIES MAY HAVE MULTIPLE HANDLING METHODS.

## UTAH

### 1995 IMPORTS AND EXPORTS

| | | | |
|---|---|---|---|
| 22 | QUANTITY OF RCRA HAZARDOUS WASTE IMPORTED: | 18,678 | TONS |
| 23 | QUANTITY OF RCRA HAZARDOUS WASTE EXPORTED: | 18,262 | TONS |

# VERMONT

## 1995 WASTE GENERATION

1 NUMBER OF RCRA LARGE QUANTITY GENERATORS (LQGS): 75

2 QUANTITY OF RCRA HAZARDOUS WASTE GENERATED: 11,811

3 FIFTY LARGEST RCRA HAZARDOUS WASTE GENERATORS IN THE STATE, 1995

| RANK | EPA ID | SITE NAME | CITY | TOTAL GENERATED (TONS) |
|---|---|---|---|---|
| 1 | VTD001780725 | JOHNSON CONTROLS BATTERY GROUP, INC. | BENNINGTON | 4,605 |
| 2 | VTD002084705 | IBM | ESSEX JUNCTION | 2,020 |
| 3 | VTD001086131 | FAIRBANKS SCALES | ST JOHNSBURY | 1,320 |
| 4 | VTD001075894 | GENERAL ELECTRIC CO. PLANT #2 | NORTH CLARENDON | 756 |
| 5 | VTD002085108 | GENERAL ELECTRIC CO. PLANT #1 | RUTLAND | 702 |
| 6 | VTD988367421 | SAFETY MEDICAL SYSTEMS, INC. | COLCHESTER | 278 |
| 7 | VT0980524011 | VERMONT ARMY NATIONAL GUARD | COLCHESTER | 218 |
| 8 | VTD001086529 | C.E. BRADLEY LABORATORIES, INC. | BRATTLEBORO | 216 |
| 9 | VTD039697347 | VERMONT CASTINGS, INC. | BETHEL | 172 |
| 10 | VTD988366167 | AQUATEC, INC. | COLCHESTER | 137 |
| 11 | VTD002065597 | EVEREADY BATTERY CO., INC. | BENNINGTON | 136 |
| 12 | VTD099682494 | BERTEK, INC. DIV OF MYLAN LABS | ST ALBANS | 123 |
| 13 | VTD001082841 | ETHAN ALLEN INC ORLEANS DIVISION | ORLEANS | 110 |
| 14 | VTD980670319 | VERMONT CIRCUITS, INC. | BRATTLEBORO | 105 |
| 15 | VTD000791871 | BURLINGTON TERMINAL | BURLINGTON | 94 |
| 16 | VTD002083434 | LOCKHEED MARTIN ARMAMENT SYSTEMS | BURLINGTON | 82 |
| 17 | VTD001080126 | GREENFIELD INDUSTRIES | LYNDONVILLE | 67 |
| 18 | VTD002065654 | EVEREADY BATTERY CO. | ST ALBANS | 56 |
| 19 | VTD064436074 | EHV-WEIDMANN INDUSTRUIES, INC. | ST JOHNSBURY | 56 |
| 20 | VTD002068484 | THE SHELBURNE CORPORATION | SHELBURNE | 54 |
| 21 | VTD981065998 | G.S. PRECISION | BRATTLEBORO | 52 |
| 22 | VTD001081215 | ETHAN ALLEN INC. | BEECHER FALLS | 38 |
| 23 | VTP000006101 | ECC INTERNATIONAL DUTTON MILL PROP | BRANDON | 36 |
| 24 | VTD069911873 | TIVOLY, INC. | DERBY LINE | 35 |
| 25 | VTD001086149 | BRYANT GRINDER CORP. | SPRINGFIELD | 26 |
| 26 | VTD020673299 | US SAMICA CORP. | RUTLAND | 23 |
| 27 | VTD000636449 | UVM AND STATE AGRICULTURAL COLLEGE | BURLINGTON | 22 |
| 28 | VTD002068070 | BF GOODRICH SIMMONDS PRECISION | VERGENNES | 21 |
| 29 | VTD002493294 | CHAMPLAIN CABLE CORPORATION | COLCHESTER | 19 |
| 30 | VTD001089226 | FELLOWS CORPORATION | NORTH SPRINGFIELD | 17 |
| 31 | VTD002067254 | BLODGETT OVEN CO. | BURLINGTON | 17 |
| 32 | VTD000649780 | LOCKHEED MARTIN ARMAMENT SYSTEMS | BURLINGTON | 14 |
| 33 | VTD050421940 | AQUATEC, INC. | SOUTH BURLINGTON | 14 |
| 34 | VTD981068026 | CITIZENS UTILITIES | NEWPORT | 14 |
| 35 | VT6572824294 | VERMONT AIR NATIONAL GUARD, 158 FIGHTER | SOUTH BURLINGTON | 13 |
| 36 | VTD001083468 | ETHAN ALLEN, INC RANDOLPH DIVISION | RANDOLPH | 13 |
| 37 | VTD990800575 | ETHAN ALLEN, INC. ISLAND POND DIVISION | ISLAND POND | 12 |
| 38 | VTD002068096 | MACK MOLDING COMPANY | ARLINGTON | 11 |
| 39 | VTD000636563 | UVM, ENVIRONMENTAL SAFETY FACILITY | BURLINGTON | 11 |
| 40 | VTD073985475 | VERMONT CASTINGS INC. FOUNDRY DIVISION | RANDOLPH | 10 |
| 41 | VT5000001461 | CONTINENTAL EXPRESS, BURL INTL AIRPORT | SOUTH BURLINGTON | 8 |
| 42 | VTD045648243 | LAVALLEE & IDE, INC. | WINOOSKI | 7 |
| 43 | VTP000003596 | LEMERY'S STORE | NORTHFIELD | 6 |
| 44 | VTD982194193 | SB COLLINS INC. | ST ALBANS | 6 |
| 45 | VTD058540220 | JANOS TECHNOLOGY INC. | TOWNSHEND | 6 |
| 46 | VT5000000208 | T. COPELAND & SONS, INC. | BRADFORD | 5 |
| 47 | VTD988366225 | THE LANE PRESS, INC. | SOUTH BURLINGTON | 4 |
| 48 | VTP000002034 | FLAMING OIL COMPANY TEXACO | BRATTLE BORO | 4 |
| 49 | VTD157250184 | L & D SAFETY MARKING CORPORATION | BERLIN | 3 |
| 50 | VTD019092766 | BIJUR LUBRICATING CORP. | BENNINGTON | 3 |
| TOTAL | | | | 11,776 |

NOTE: STATE MAY HAVE FEWER THAN FIFTY GENERATORS.

## VERMONT

### 1995 WASTE GENERATION, CONTINUED

4 QUANTITIES OF WASTE GENERATED IN 1995 THAT WERE

- REPORTED WITH ONLY CHARACTERISTIC WASTE CODES
- REPORTED WITH ONLY LISTED WASTE CODES
- REPORTED WITH BOTH CHARACTERISTIC AND LISTED WASTE CODES

| WASTE HAS ONLY CHARACTERISTIC CODES | TONS OF WASTE GENERATED | WASTE HAS ONLY LISTED CODES | TONS OF WASTE GENERATED | WASTE HAS BOTH CHARACTERISTIC AND LISTED CODES | TONS OF WASTE GENERATED |
|---|---|---|---|---|---|
| ONLY IGNITABLE | 96 | ONLY AN F CODE | 2,024 | | |
| ONLY CORROSIVE | 112 | ONLY A K CODE | 0 | | |
| ONLY REACTIVE | 12 | ONLY A P CODE | 5 | | |
| ONLY D004-17 | 6,235 | ONLY A U CODE | 1 | | |
| ONLY D018-43 | 160 | | | | |
| HAS MORE THAN ONE CHARACTERISTIC CODE | 1,308 | HAS MORE THAN ONE LISTED CODE | 0 | | |
| TOTAL | 7,923 | TOTAL | 2,030 | TOTAL CHAR. AND LISTED | 1,842 |

5 QUANTITIES OF WASTE GENERATED IN 1995 THAT WERE MULTIPLY CODED

| WASTE HAS ONLY CHARACTERISTIC CODES BUT MORE THAN ONE APPLIES | TONS OF WASTE GENERATED | ONLY LISTED CODES BUT HAS MORE THAN ONE | TONS OF WASTE GENERATED | BOTH CHAR. & LISTED CODES | TONS OF WASTE GENERATE |
|---|---|---|---|---|---|
| HAS IGNITABLE CODE | 838 | | | IGN. W/ AT LEAST 1 LSTD | 1,54 |
| HAS CORROSIVE CODE | 283 | | | CORR. W/ AT LEAST 1 LSTD | |
| HAS REACTIVE CODE | 0 | | | REACT. W/ AT LEAST 1 LSTD | |
| HAS D004-D017 CODE | 474 | | | D004-17 W/ AT LEAST 1 LSTD | 25 |
| HAS D018-D043 CODE | 1,023 | | | D018-43 W/ AT LEAST 1 LSTD | 83 |
| | | HAS AN F CODE | 0 | F WASTE W/ AT LEAST 1 CHAR | 1,83 |
| | | HAS A K CODE | 0 | K WASTE W/ AT LEAST 1 CHAR | |
| | | HAS A P CODE | 0 | P WASTE W/ AT LEAST 1 CHAR | |
| | | HAS A U CODE | 0 | U WASTE W/ AT LEAST 1 CHAR | |
| TOTAL | 1,308 | TOTAL | 0 | TOTAL | 1,84 |

NOTE: COLUMNS DO NOT SUM TO TOTAL BECAUSE A WASTE CODE MAY APPLY TO MORE THAN ONE WASTE.
MIXTURES WITH IGNITABLE, CORROSIVE, REACTIVE, D004-17, AND D018-43 CHARACTERISTIC CODES ALSO MAY CONTAIN OTHER CHARACTERISTIC WASTE CODES.
SIMILARLY, WASTES WITH F,K,P, AND U LISTED CODES MAY HAVE OTHER LISTED WASTE CODES.

# VERMONT

## 1995 WASTE MANAGEMENT

6 NUMBER OF RCRA TSD FACILITIES: 13

7 QUANITY OF RCRA HAZARDOUS WASTE MANAGED: 1,455 TONS

8 FIFTY LARGEST RCRA HAZARDOUS WASTE MANAGEMENT FACILITIES, 1995

| RANK | EPA ID | SITE NAME | CITY | TONS OF WASTE MANAGED |
|---|---|---|---|---|
| 1 | VTD001086131 | FAIRBANKS SCALES | ST JOHNSBURY | 1,294 |
| 2 | VTD001086529 | C.E. BRADLEY LABORATORIES, INC. | BRATTLEBORO | 160 |
| 3 | VTD053404034 | VA MEDICAL & REGIONAL OFFICE CENTER | WHITE RIVER JUNCTION | 1 |
| 4 | VTD988366654 | GREEN MOUNTAIN POWER CORPORATION | COLCHESTER | 0 |
| 5 | VTD002084705 | IBM | ESSEX JUNCTION | 0 |
| TOTAL | | | | 1,455 |

NOTE: COLUMNS MAY NOT SUM DUE TO ROUNDING.
STATE MAY HAVE FEWER THAN FIFTY FACILITIES THAT MANAGED WASTE.
QUANTITY MANAGED ONLY BY STORAGE IS EXCLUDED.

## VERMONT

### 1995 WASTE MANAGEMENT, CONTINUED

9 QUANTITY OF RCRA HAZARDOUS WASTE MANAGED BY MANAGEMENT METHOD, 1995

| MANAGEMENT METHOD | SYSTEM TYPE CODE | QUANTITY MANAGED (TONS) | PERCENTAGE OF QUANTITY | NUMBER OF FACILITIES | PERCENTAGE OF FACILITIES |
|---|---|---|---|---|---|
| METALS RECOVERY (FOR REUSE) | M011-M019 | 0 | .0 | 1 | 25.0 |
| SOLVENTS RECOVERY | M021-M029 | 161 | 11.1 | 2 | 50.0 |
| OTHER TREATMENT | M121-M129 | 1,294 | 88.9 | 1 | 25.0 |
| TOTAL | | 1,455 | 100.0 | 4 | |

10 MANAGEMENT METHOD, BY QUANTITY OF RCRA HAZARDOUS WASTE MANAGED, 1995

| MANAGEMENT METHOD | SYSTEM TYPE CODE | QUANTITY MANAGED (TONS) | PERCENTAGE OF QUANTITY | NUMBER OF FACILITIES | PERCENTAGE OF FACILITIES |
|---|---|---|---|---|---|
| OTHER TREATMENT | M121-M129 | 1,294 | 88.9 | 1 | 25.0 |
| SOLVENTS RECOVERY | M021-M029 | 161 | 11.1 | 2 | 50.0 |
| METALS RECOVERY (FOR REUSE) | M011-M019 | 0 | .0 | 1 | 25.0 |
| TOTAL | | 1,455 | 100.0 | 4 | |

NOTE: QUANTITY MANAGED ONLY BY STORAGE IS EXCLUDED.
FACILITIES WITH ONLY STORAGE UNITS ARE EXCLUDED.
COLUMNS MAY NOT SUM DUE TO ROUNDING.
COLUMNS MAY NOT SUM TO TOTAL BECAUSE FACILITIES MAY HAVE MULTIPLE HANDLING METHODS.

# VERMONT

## 1995 WASTE MANAGEMENT, CONTINUED

11 MANAGEMENT METHOD AND QUANTITY OF RCRA HAZARDOUS WASTE MANAGED BY NUMBER OF FACILITIES, 1995

| MANAGEMENT METHOD | SYSTEM TYPE CODE | QUANTITY MANAGED (TONS) | PERCENTAGE OF QUANTITY | NUMBER OF FACILITIES | PERCENTAGE OF FACILITIES |
|---|---|---|---|---|---|
| SOLVENTS RECOVERY | M021-M029 | 161 | 11.1 | 2 | 50.0 |
| METALS RECOVERY (FOR REUSE) | M011-M019 | 0 | .0 | 1 | 25.0 |
| OTHER TREATMENT | M121-M129 | 1,294 | 88.9 | 1 | 25.0 |
| TOTAL | | 1,455 | 100.0 | 4 | |

NOTE: QUANTITY MANAGED ONLY BY STORAGE IS EXCLUDED.
FACILITIES WITH ONLY STORAGE UNITS ARE EXCLUDED.
COLUMNS MAY NOT SUM DUE TO ROUNDING.
COLUMNS MAY NOT SUM TO TOTAL BECAUSE FACILITIES MAY HAVE MULTIPLE HANDLING METHODS.

12 QUANTITY AND PERCENTAGE OF RCRA HAZARDOUS WASTEWATER AND NON-WASTEWATER MANAGED IN 1995

| MANAGEMENT TYPE | TONS MANAGED | PERCENTAGE |
|---|---|---|
| WASTEWATER | 1,294 | 88.9 |
| NON-WASTEWATER | 161 | 11.1 |
| TOTAL | 1,455 | 100.0 |

# VERMONT

## 1995 WASTE SHIPMENTS

13 NUMBER OF RCRA HAZARDOUS WASTE SHIPPERS: 74

14 QUANITIY OF RCRA HAZARDOUS WASTE SHIPPED: 11,448 TONS

15 FIFTY LARGEST RCRA HAZARDOUS WASTE SHIPPERS, 1995

| RANK | EPA ID | SITE NAME | CITY | QUANTITY SHIPPED (TONS) |
|---|---|---|---|---|
| 1 | VTD001780725 | JOHNSON CONTROLS BATTERY GROUP, INC. | BENNINGTON | 4,605 |
| 2 | VTD002084705 | IBM | ESSEX JUNCTION | 2,155 |
| 3 | VTD001075894 | GENERAL ELECTRIC CO. PLANT #2 | NORTH CLARENDON | 757 |
| 4 | VTD002085108 | GENERAL ELECTRIC CO. PLANT #1 | RUTLAND | 702 |
| 5 | VTD982766537 | POLUTION SOLUTIONS OF VERMONT, INC | WILLISTON | 671 |
| 6 | VTD000791699 | SAFETY-KLEEN CORP. | BARRE | 480 |
| 7 | VTD988367421 | SAFETY MEDICAL SYSTEMS, INC. | COLCHESTER | 278 |
| 8 | VT0980524011 | VERMONT ARMY NATIONAL GUARD | COLCHESTER | 218 |
| 9 | VTD039697347 | VERMONT CASTINGS, INC. | BETHEL | 172 |
| 10 | VTD002065597 | EVEREADY BATTERY CO., INC. | BENNINGTON | 136 |
| 11 | VTD099682494 | BERTEK, INC. DIV OF MYLAN LABS | ST ALBANS | 117 |
| 12 | VTD980670319 | VERMONT CIRCUITS, INC. | BRATTLEBORO | 105 |
| 13 | VTD002083434 | LOCKHEED MARTIN ARMAMENT SYSTEMS | BURLINGTON | 97 |
| 14 | VTD000791871 | BURLINGTON TERMINAL | BURLINGTON | 94 |
| 15 | VTD001080126 | GREENFIELD INDUSTRIES | LYNDONVILLE | 67 |
| 16 | VTD001082841 | ETHAN ALLEN INC ORLEANS DIVISION | ORLEANS | 62 |
| 17 | VTD002068484 | THE SHELBURNE CORPORATION | SHELBURNE | 62 |
| 18 | VTD001086529 | C.E. BRADLEY LABORATORIES, INC. | BRATTLEBORO | 57 |
| 19 | VTD981065998 | G.S. PRECISION | BRATTLEBORO | 52 |
| 20 | VTD001081215 | ETHAN ALLEN INC. | BEECHER FALLS | 38 |
| 21 | VTD069911873 | TIVOLY, INC. | DERBY LINE | 38 |
| 22 | VTP000006101 | ECC INTERNATIONAL DUTTON MILL PROP | BRANDON | 36 |
| 23 | VTD002065654 | EVEREADY BATTERY CO. | ST ALBANS | 35 |
| 24 | VTD988366167 | AQUATEC, INC. | COLCHESTER | 33 |
| 25 | VTD001086149 | BRYANT GRINDER CORP. | SPRINGFIELD | 26 |
| 26 | VTD001086131 | FAIRBANKS SCALES | ST JOHNSBURY | 26 |
| 27 | VTD020673299 | US SAMICA CORP. | RUTLAND | 23 |
| 28 | VTD000636449 | UVM AND STATE AGRICULTURAL COLLEGE | BURLINGTON | 22 |
| 29 | VTD002068070 | BF GOODRICH SIMMONDS PRECISION | VERGENNES | 21 |
| 30 | VTD064436074 | EHV-WEIDMANN INDUSTRUIES, INC. | ST JOHNSBURY | 19 |
| 31 | VTD002493294 | CHAMPLAIN CABLE CORPORATION | COLCHESTER | 19 |
| 32 | VTD001089226 | FELLOWS CORPORATION | NORTH SPRINGFIELD | 17 |
| 33 | VTD002067254 | BLODGETT OVEN CO. | BURLINGTON | 17 |
| 34 | VTD000649780 | LOCKHEED MARTIN ARMAMENT SYSTEMS | BURLINGTON | 14 |
| 35 | VTD050421940 | AQUATEC, INC. | SOUTH BURLINGTON | 14 |
| 36 | VT6572824294 | VERMONT AIR NATIONAL GUARD, 158 FIGHTER | SOUTH BURLINGTON | 13 |
| 37 | VTD990800575 | ETHAN ALLEN, INC. ISLAND POND DIVISION | ISLAND POND | 12 |
| 38 | VTD002068096 | MACK MOLDING COMPANY | ARLINGTON | 11 |
| 39 | VTD001083468 | ETHAN ALLEN, INC RANDOLPH DIVISION | RANDOLPH | 11 |
| 40 | VTD000636563 | UVM, ENVIRONMENTAL SAFETY FACILITY | BURLINGTON | 11 |
| 41 | VTD073985475 | VERMONT CASTINGS INC. FOUNDRY DIVISION | RANDOLPH | 10 |
| 42 | VT5000001461 | CONTINENTAL EXPRESS, BURL INTL AIRPORT | SOUTH BURLINGTON | 9 |
| 43 | VTD981068026 | CITIZENS UTILITIES | NEWPORT | 8 |
| 44 | VTP000003596 | LEMERY'S STORE | NORTHFIELD | 7 |
| 45 | VTD045648243 | LAVALLEE & IDE, INC. | WINOOSKI | 7 |
| 46 | VTD982194193 | SB COLLINS INC. | ST ALBANS | 6 |
| 47 | VT5000000208 | T. COPELAND & SONS, INC. | BRADFORD | 5 |
| 48 | VTD988366225 | THE LANE PRESS, INC. | SOUTH BURLINGTON | 4 |
| 49 | VTD157250184 | L & D SAFETY MARKING CORPORATION | BERLIN | 4 |
| 50 | VTP000002034 | FLAMING OIL COMPANY TEXACO | BRATTLE BORO | 4 |
| TOTAL | | | | 11,406 |

NOTE: COLUMNS MAY NOT SUM DUE TO ROUNDING.
STATE MAY HAVE FEWER THAN FIFTY SHIPPERS.

# VERMONT

## 1995 WASTE RECEIPTS

16 NUMBER OF RCRA HAZARDOUS WASTE RECEIVERS: 6

17 QUANITIY OF RCRA HAZARDOUS WASTE RECEIVED: 1,086 TONS

18 FIFTY LARGEST RCRA HAZARDOUS WASTE RECEIVERS, 1995

| RANK | EPA ID | SITE NAME | CITY | QUANTITY RECEIVED (TONS) |
|---|---|---|---|---|
| 1 | VTD982766537 | POLUTION SOLUTIONS OF VERMONT, INC | WILLISTON | 738 |
| 2 | VTD000791699 | SAFETY-KLEEN CORP. | BARRE | 317 |
| 3 | VTD000636563 | UVM, ENVIRONMENTAL SAFETY FACILITY | BURLINGTON | 20 |
| 4 | VTD002083434 | LOCKHEED MARTIN ARMAMENT SYSTEMS | BURLINGTON | 10 |
| 5 | VTD002084705 | IBM | ESSEX JUNCTION | 2 |
| 6 | VTD988366654 | GREEN MOUNTAIN POWER CORPORATION | COLCHESTER | 0 |
| TOTAL | | | | 1,086 |

NOTE: COLUMNS MAY NOT SUM DUE TO ROUNDING.
STATE MAY HAVE FEWER THAN FIFTY FACILITIES THAT RECEIVED WASTE.

## VERMONT

### 1995 WASTE RECEIPTS, CONTINUED

19 QUANTITY OF RCRA HAZARDOUS WASTE MANAGED, BY MANGEMENT METHOD, LIMITED TO WASTE RECEIVED FROM OFFSITE, 1995

| MANAGEMENT METHOD | SYSTEM TYPE CODE | QUANTITY MANAGED (TONS) | PERCENTAGE OF QUANTITY | NUMBER OF FACILITIES | PERCENTAGE OF FACILITIES |
|---|---|---|---|---|---|
| METALS RECOVERY (FOR REUSE) | M011-M019 | 0 | 100.0 | 1 | 100.0 |
| TOTAL | | 0 | 100.0 | 1 | |

20 MANAGEMENT METHOD, BY QUANTITY OF RCRA HAZARDOUS WASTE MANAGED, LIMITED TO WASTE RECEIVED FROM OFFSITE, 1995

| MANAGEMENT METHOD | SYSTEM TYPE CODE | QUANTITY MANAGED (TONS) | PERCENTAGE OF QUANTITY | NUMBER OF FACILITIES | PERCENTAGE OF FACILITIES |
|---|---|---|---|---|---|
| METALS RECOVERY (FOR REUSE) | M011-M019 | 0 | 100.0 | 1 | 100.0 |
| TOTAL | | 0 | 100.0 | 1 | |

NOTE: QUANTITY MANAGED ONLY BY STORAGE IS EXCLUDED.
FACILITIES WITH ONLY STORAGE UNITS ARE EXCLUDED.
COLUMNS MAY NOT SUM DUE TO ROUNDING.
COLUMNS MAY NOT SUM TO TOTAL BECAUSE FACILITIES MAY HAVE MULTIPLE HANDLING METHODS.

# VERMONT

## 1995 WASTE RECEIPTS, CONTINUED

21 MANAGEMENT METHOD AND QUANTITY OF RCRA HAZARDOUS WASTE MANAGED, BY NUMBER OF FACILITIES, LIMITED TO WASTE RECEIVED FROM OFF SITE, 1995

| MANAGEMENT METHOD | SYSTEM TYPE CODE | QUANTITY MANAGED (TONS) | PERCENTAGE OF QUANTITY | NUMBER OF FACILITIES | PERCENTAGE OF FACILITIES |
|---|---|---|---|---|---|
| METALS RECOVERY (FOR REUSE) | M011-M019 | 0 | 100.0 | 1 | 100.0 |
| TOTAL | | 0 | 100.0 | 1 | |

NOTE: QUANTITY MANAGED ONLY BY STORAGE IS EXCLUDED.
FACILITIES WITH ONLY STORAGE UNITS ARE EXCLUDED.
COLUMNS MAY NOT SUM DUE TO ROUNDING.
COLUMNS MAY NOT SUM TO TOTAL BECAUSE FACILITIES MAY HAVE MULTIPLE HANDLING METHODS.

## VERMONT

### 1995 IMPORTS AND EXPORTS

| | | | |
|---|---|---|---|
| 22 | QUANTITY OF RCRA HAZARDOUS WASTE IMPORTED: | 646 | TONS |
| 23 | QUANTITY OF RCRA HAZARDOUS WASTE EXPORTED: | 11,296 | TONS |

# VIRGIN ISLANDS

## 1995 WASTE GENERATION

1 NUMBER OF RCRA LARGE QUANTITY GENERATORS (LQGS): 1

2 QUANTITY OF RCRA HAZARDOUS WASTE GENERATED: 3,329

3 FIFTY LARGEST RCRA HAZARDOUS WASTE GENERATORS IN THE STATE, 1995

| RANK | EPA ID | SITE NAME | CITY | TOTAL GENERATED (TONS) |
|---|---|---|---|---|
| 1 | VID980536080 | HESS OIL VIRGIN ISLANDS CORP(HOVIC) | KINGSHILL | 3,329 |
| TOTAL | | | | 3,329 |

NOTE: STATE MAY HAVE FEWER THAN FIFTY GENERATORS.

## VIRGIN ISLANDS

### 1995 WASTE GENERATION, CONTINUED

4 QUANTITIES OF WASTE GENERATED IN 1995 THAT WERE

- REPORTED WITH ONLY CHARACTERISTIC WASTE CODES
- REPORTED WITH ONLY LISTED WASTE CODES
- REPORTED WITH BOTH CHARACTERISTIC AND LISTED WASTE CODES

| WASTE HAS ONLY CHARACTERISTIC CODES | TONS OF WASTE GENERATED | WASTE HAS ONLY LISTED CODES | TONS OF WASTE GENERATED | WASTE HAS BOTH CHARACTERISTIC AND LISTED CODES | TONS OF WASTE GENERATED |
|---|---|---|---|---|---|
| ONLY IGNITABLE | 0 | ONLY AN F CODE | 974 | | |
| ONLY CORROSIVE | 0 | ONLY A K CODE | 118 | | |
| ONLY REACTIVE | 0 | ONLY A P CODE | 0 | | |
| ONLY D004-17 | 193 | ONLY A U CODE | 3 | | |
| ONLY D018-43 | 685 | | | | |
| HAS MORE THAN ONE CHARACTERISTIC CODE | 903 | HAS MORE THAN ONE LISTED CODE | 0 | | |
| TOTAL | 1,780 | TOTAL | 1,095 | TOTAL CHAR. AND LISTED | 453 |

5 QUANTITIES OF WASTE GENERATED IN 1995 THAT WERE MULTIPLY CODED

| WASTE HAS ONLY CHARACTERISTIC CODES BUT MORE THAN ONE APPLIES | TONS OF WASTE GENERATED | ONLY LISTED CODES BUT HAS MORE THAN ONE | TONS OF WASTE GENERATED | BOTH CHAR. & LISTED CODES | TONS OF WASTE GENERATE |
|---|---|---|---|---|---|
| HAS IGNITABLE CODE | 903 | | | IGN. W/ AT LEAST 1 LSTD | 4 |
| HAS CORROSIVE CODE | 0 | | | CORR. W/ AT LEAST 1 LSTD | |
| HAS REACTIVE CODE | 0 | | | REACT. W/ AT LEAST 1 LSTD | |
| HAS D004-D017 CODE | 0 | | | D004-17 W/ AT LEAST 1 LSTD | |
| HAS D018-D043 CODE | 903 | | | D018-43 W/ AT LEAST 1 LSTD | 41 |
| | | HAS AN F CODE | 0 | F WASTE W/ AT LEAST 1 CHAR | 8 |
| | | HAS A K CODE | 0 | K WASTE W/ AT LEAST 1 CHAR | 41 |
| | | HAS A P CODE | 0 | P WASTE W/ AT LEAST 1 CHAR | |
| | | HAS A U CODE | 0 | U WASTE W/ AT LEAST 1 CHAR | |
| TOTAL | 903 | TOTAL | 0 | TOTAL | 45 |

NOTE: COLUMNS DO NOT SUM TO TOTAL BECAUSE A WASTE CODE MAY APPLY TO MORE THAN ONE WASTE.
MIXTURES WITH IGNITABLE, CORROSIVE, REACTIVE, D004-17, AND D018-43 CHARACTERISTIC CODES ALSO MAY CONTAIN OTHER CHARACTERISTIC WASTE CODES.
SIMILARLY, WASTES WITH F,K,P, AND U LISTED CODES MAY HAVE OTHER LISTED WASTE CODES.

# VIRGIN ISLANDS

## 1995 WASTE MANAGEMENT

6 NUMBER OF RCRA TSD FACILITIES: 1

7 QUANITY OF RCRA HAZARDOUS WASTE MANAGED: 20 TONS

8 FIFTY LARGEST RCRA HAZARDOUS WASTE MANAGEMENT FACILITIES, 1995

| RANK | EPA ID | SITE NAME | CITY | TONS OF WASTE MANAGED |
|---|---|---|---|---|
| 1 | VID980536080 | HESS OIL VIRGIN ISLANDS CORP(HOVIC) | KINGSHILL | 20 |
| TOTAL | | | | 20 |

NOTE: COLUMNS MAY NOT SUM DUE TO ROUNDING.
STATE MAY HAVE FEWER THAN FIFTY FACILITIES THAT MANAGED WASTE.
QUANTITY MANAGED ONLY BY STORAGE IS EXCLUDED.

## VIRGIN ISLANDS

### 1995 WASTE MANAGEMENT, CONTINUED

9 QUANTITY OF RCRA HAZARDOUS WASTE MANAGED BY MANAGEMENT METHOD, 1995

| MANAGEMENT METHOD | SYSTEM TYPE CODE | QUANTITY MANAGED (TONS) | PERCENTAGE OF QUANTITY | NUMBER OF FACILITIES | PERCENTAGE OF FACILITIES |
|---|---|---|---|---|---|
| LAND TREATMENT / APPLICATION / FARMING | M131 | 20 | 100.0 | 1 | 100.0 |
| TOTAL | | 20 | 100.0 | 1 | |

10 MANAGEMENT METHOD, BY QUANTITY OF RCRA HAZARDOUS WASTE MANAGED, 1995

| MANAGEMENT METHOD | SYSTEM TYPE CODE | QUANTITY MANAGED (TONS) | PERCENTAGE OF QUANTITY | NUMBER OF FACILITIES | PERCENTAGE OF FACILITIES |
|---|---|---|---|---|---|
| LAND TREATMENT / APPLICATION / FARMING | M131 | 20 | 100.0 | 1 | 100.0 |
| TOTAL | | 20 | 100.0 | 1 | |

NOTE: QUANTITY MANAGED ONLY BY STORAGE IS EXCLUDED.
FACILITIES WITH ONLY STORAGE UNITS ARE EXCLUDED.
COLUMNS MAY NOT SUM DUE TO ROUNDING.
COLUMNS MAY NOT SUM TO TOTAL BECAUSE FACILITIES MAY HAVE MULTIPLE HANDLING METHODS.

# VIRGIN ISLANDS

## 1995 WASTE MANAGEMENT, CONTINUED

11 MANAGEMENT METHOD AND QUANTITY OF RCRA HAZARDOUS WASTE MANAGED BY NUMBER OF FACILITIES, 1995

| MANAGEMENT METHOD | SYSTEM TYPE CODE | QUANTITY MANAGED (TONS) | PERCENTAGE OF QUANTITY | NUMBER OF FACILITIES | PERCENTAGE OF FACILITIES |
|---|---|---|---|---|---|
| LAND TREATMENT / APPLICATION / FARMING | M131 | 20 | 100.0 | 1 | 100.0 |
| TOTAL | | 20 | 100.0 | 1 | |

NOTE: QUANTITY MANAGED ONLY BY STORAGE IS EXCLUDED.
FACILITIES WITH ONLY STORAGE UNITS ARE EXCLUDED.
COLUMNS MAY NOT SUM DUE TO ROUNDING.
COLUMNS MAY NOT SUM TO TOTAL BECAUSE FACILITIES MAY HAVE MULTIPLE HANDLING METHODS.

12 QUANTITY AND PERCENTAGE OF RCRA HAZARDOUS WASTEWATER AND NON-WASTEWATER MANAGED IN 1995

| MANAGEMENT TYPE | TONS MANAGED | PERCENTAGE |
|---|---|---|
| WASTEWATER | 0 | .0 |
| NON-WASTEWATER | 20 | 100.0 |
| TOTAL | 20 | 100.0 |

## VIRGIN ISLANDS

### 1995 WASTE SHIPMENTS

13 NUMBER OF RCRA HAZARDOUS WASTE SHIPPERS: 1

14 QUANITIY OF RCRA HAZARDOUS WASTE SHIPPED: 3,208 TONS

15 FIFTY LARGEST RCRA HAZARDOUS WASTE SHIPPERS, 1995

| RANK | EPA ID | SITE NAME | CITY | QUANTITY SHIPPED (TONS) |
|---|---|---|---|---|
| 1 | VID980536080 | HESS OIL VIRGIN ISLANDS CORP(HOVIC) | KINGSHILL | 3,208 |
| TOTAL | | | | 3,208 |

NOTE: COLUMNS MAY NOT SUM DUE TO ROUNDING.
STATE MAY HAVE FEWER THAN FIFTY SHIPPERS.

# VIRGIN ISLANDS

## 1995 WASTE RECEIPTS

TABLES 16, 17, 18, 19, 20, AND 21 HAVE BEEN OMITTED FROM THIS REPORT BECAUSE THERE WERE NO FACILITIES IN THE VIRGIN ISLANDS THAT REPORTED RECEIVING RCRA HAZARDOUS WASTE IN 1995.

## VIRGIN ISLANDS

### 1995 IMPORTS AND EXPORTS

| | | | |
|---|---|---|---|
| 22 | QUANTITY OF RCRA HAZARDOUS WASTE IMPORTED: | 0 | TONS |
| 23 | QUANTITY OF RCRA HAZARDOUS WASTE EXPORTED: | 3,208 | TONS |

# VIRGINIA

## 1995 WASTE GENERATION

1 NUMBER OF RCRA LARGE QUANTITY GENERATORS (LQGS): 371

2 QUANTITY OF RCRA HAZARDOUS WASTE GENERATED: 98,678

3 FIFTY LARGEST RCRA HAZARDOUS WASTE GENERATORS IN THE STATE, 1995

| RANK | EPA ID | SITE NAME | CITY | TOTAL GENERATED (TONS) |
|---|---|---|---|---|
| 1 | VAD098443443 | OLDOVER CORPORATION | ARVONIA | 15,432 |
| 2 | VAD003122165 | HERCULES, INC | FRANKLIN | 9,421 |
| 3 | VAD003122553 | ROANOKE ELECTRIC STEEL CORP | ROANOKE | 7,246 |
| 4 | VAD065385296 | ALLIED SIGNAL, INC | HOPEWELL | 6,928 |
| 5 | VAD066000993 | AT&T CORP | RICHMOND | 4,637 |
| 6 | VA1210020730 | RADFORD ARMY AMMUNITION PLANT | RADFORD | 3,881 |
| 7 | VA6170061463 | COMMANDER, NAVAL BASE | NORFOLK | 3,539 |
| 8 | VAD988203550 | NORFOLK SOUTHERN RAILWAY CO | ALEXANDRIA | 3,013 |
| 9 | VAD980554539 | E I DUPONT DE NEMOURS | CEDARVILLE | 2,971 |
| 10 | VAD001807031 | CORNING, INC | DANVILLE | 2,463 |
| 11 | VA2170024606 | NAVAL AIR STATION OCEANA | VIRGINIA BEACH | 2,225 |
| 12 | VAD003111416 | PRILLAMAN CHEMICAL CORP | MARTINSVILLE | 1,944 |
| 13 | VA0000045583 | DISSTON/SANDVICK GROUP, THE | DANVILLE | 1,550 |
| 14 | VAD981034895 | AUTOMATA, INC | STERLING | 1,479 |
| 15 | VA1170024813 | COMMANDER, NORFOLK NAVAL SHIPYARD | PORTSMOUTH | 1,159 |
| 16 | VAD083059311 | VIRGINIA GALVANIZING CORP | ASHLAND | 1,035 |
| 17 | VAD003177391 | FORD MOTOR CO. NORFOLK ASSEMBLY PLANT | NORFOLK | 961 |
| 18 | VAD009305137 | E.I. DUPONT DE NEMOURS & CO | RICHMOND | 949 |
| 19 | VAD050990357 | AMOCO PETROLEUM PRODUCTS YORKTOWN REFINE | GRAFTON | 870 |
| 20 | VA7170024684 | NAVAL SURFACE WARFARE CENTER | DAHLGREN | 827 |
| 21 | VAD988170684 | HICKSON DANCHEM CORP | DANVILLE | 789 |
| 22 | VAD077796126 | CITGO PETROLEUM CORPORATION | FAIRFAX | 765 |
| 23 | VAD988223574 | COYNE TEXTILE SERVICE | COLONIAL HEIGHTS | 742 |
| 24 | VAD055046049 | COOK COMPOSITES & POLYMERS | CHATHAM | 737 |
| 25 | VAD000798702 | WESTVACO CPD PLANT 1 | RICHMOND | 672 |
| 26 | VAD065386906 | CHEMTREAT, INC | ASHLAND | 662 |
| 27 | VA7213720082 | US ARMY GARRISON, FT BELVOIR | FORT BELVOIR | 650 |
| 28 | VA1170024722 | MARINE CORPS COMBAT DEVELOPMENT COMMAND | QUANTICO | 631 |
| 29 | VAD046960449 | BABCOCK & WILCOX | LYNCHBURG | 599 |
| 30 | VAD982573248 | VITRAMON INC | ROANOKE | 563 |
| 31 | VAD001307495 | NEWPORT NEWS SHIPBUILDING | NEWPORT NEWS | 561 |
| 32 | VAD980551782 | GE FANUC AUTOMATION | CHARLOTTESVILLE | 547 |
| 33 | VAD066003161 | VOLVO GM HEAVY TRUCK CORP | DUBLIN | 523 |
| 34 | VAD054039961 | FEDERAL MOGUL CORPORATION | BLACKSBURG | 489 |
| 35 | VAD000019828 | AKZO NOBEL COATINGS, INC | ROANOKE | 467 |
| 36 | VAD001936301 | PRIMARY CORP | RICHMOND | 440 |
| 37 | VAD980714588 | WESTVACO CPD PLANT 4 | RICHMOND | 422 |
| 38 | VAD098454192 | WAYTEC ELECTRONICS CORP | LYNCHBURG | 368 |
| 39 | VAD077797165 | EXXON CO USA NEWINGTON TERMINAL | NEWINGTON | 358 |
| 40 | VAD065378515 | REYNOLDS METALS CO BELLWOOD PRINTING | RICHMOND | 341 |
| 41 | VAD001705110 | MERCK & CO., INC | ELKTON | 309 |
| 42 | VA8170024170 | YORKTOWN NAVAL WEAPONS STATION | YORKTOWN | 309 |
| 43 | VAD982573156 | C.S. POLYMER, INC | NEWPORT NEWS | 303 |
| 44 | VAD003175262 | HOECHST CELANESE CORP | PORTSMOUTH | 295 |
| 45 | VAD010070043 | HOWMET CORPORATION | HAMPTON | 283 |
| 46 | VAD105838874 | DYNACHEM TECHNOLOGIES, INC | NEW CHURCH | 272 |
| 47 | VAD982572232 | HAPCO AMERICAN | ABINGDON | 250 |
| 48 | VAD054040456 | SIEMENS AUTOMOTIVE CORP | NEWPORT NEWS | 246 |
| 49 | VA2800005033 | NASA LANGLEY RESEARCH CENTER | HAMPTON | 232 |
| 50 | VAD148239569 | SHOREWOOD PACKAGING | NEWPORT NEWS | 219 |
| TOTAL | | | | 86,575 |

NOTE: STATE MAY HAVE FEWER THAN FIFTY GENERATORS.

## VIRGINIA

### 1995 WASTE GENERATION, CONTINUED

4 QUANTITIES OF WASTE GENERATED IN 1995 THAT WERE

- REPORTED WITH ONLY CHARACTERISTIC WASTE CODES
- REPORTED WITH ONLY LISTED WASTE CODES
- REPORTED WITH BOTH CHARACTERISTIC AND LISTED WASTE CODES

| WASTE HAS ONLY CHARACTERISTIC CODES | TONS OF WASTE GENERATED | WASTE HAS ONLY LISTED CODES | TONS OF WASTE GENERATED | WASTE HAS BOTH CHARACTERISTIC AND LISTED CODES | TONS OF WASTE GENERATED |
|---|---|---|---|---|---|
| ONLY IGNITABLE | 2,199 | ONLY AN F CODE | 6,886 | | |
| ONLY CORROSIVE | 3,235 | ONLY A K CODE | 10,681 | | |
| ONLY REACTIVE | 712 | ONLY A P CODE | 3 | | |
| ONLY D004-17 | 7,167 | ONLY A U CODE | 757 | | |
| ONLY D018-43 | 1,231 | | | | |
| HAS MORE THAN ONE CHARACTERISTIC CODE | 30,594 | HAS MORE THAN ONE LISTED CODE | 2,176 | | |
| TOTAL | 45,138 | TOTAL | 20,502 | TOTAL CHAR. AND LISTED | 32,990 |

5 QUANTITIES OF WASTE GENERATED IN 1995 THAT WERE MULTIPLY CODED

| WASTE HAS ONLY CHARACTERISTIC CODES BUT MORE THAN ONE APPLIES | TONS OF WASTE GENERATED | ONLY LISTED CODES BUT HAS MORE THAN ONE | TONS OF WASTE GENERATED | BOTH CHAR. & LISTED CODES | TONS OF WASTE GENERATE |
|---|---|---|---|---|---|
| HAS IGNITABLE CODE | 21,212 | | | IGN. W/ AT LEAST 1 LSTD | 27,57 |
| HAS CORROSIVE CODE | 25,437 | | | CORR. W/ AT LEAST 1 LSTD | 10 |
| HAS REACTIVE CODE | 172 | | | REACT. W/ AT LEAST 1 LSTD | 7 |
| HAS D004-D017 CODE | 10,848 | | | D004-17 W/ AT LEAST 1 LSTD | 25,82 |
| HAS D018-D043 CODE | 4,386 | | | D018-43 W/ AT LEAST 1 LSTD | 25,27 |
| | | HAS AN F CODE | 2,176 | F WASTE W/ AT LEAST 1 CHAR | 32,86 |
| | | HAS A K CODE | 0 | K WASTE W/ AT LEAST 1 CHAR | 5 |
| | | HAS A P CODE | 0 | P WASTE W/ AT LEAST 1 CHAR | |
| | | HAS A U CODE | 2,176 | U WASTE W/ AT LEAST 1 CHAR | 49 |
| TOTAL | 30,594 | TOTAL | 2,176 | TOTAL | 32,99 |

NOTE: COLUMNS DO NOT SUM TO TOTAL BECAUSE A WASTE CODE MAY APPLY TO MORE THAN ONE WASTE.
MIXTURES WITH IGNITABLE, CORROSIVE, REACTIVE, D004-17, AND D018-43 CHARACTERISTIC CODES ALSO MAY CONTAIN OTHER CHARACTERISTIC WASTE CODES.
SIMILARLY, WASTES WITH F,K,P, AND U LISTED CODES MAY HAVE OTHER LISTED WASTE CODES.

# VIRGINIA

## 1995 WASTE MANAGEMENT

6 NUMBER OF RCRA TSD FACILITIES: 31

7 QUANITY OF RCRA HAZARDOUS WASTE MANAGED: 51,995 TONS

8 FIFTY LARGEST RCRA HAZARDOUS WASTE MANAGEMENT FACILITIES, 1995

| RANK | EPA ID | SITE NAME | CITY | TONS OF WASTE MANAGED |
|---|---|---|---|---|
| 1 | VAD046970521 | VIRGINIA SOLITE COMPANY | CASCADE | 17,964 |
| 2 | VAD042755082 | SOLITE CORPORATION | ARVONIA | 15,400 |
| 3 | VAD003122165 | HERCULES, INC | FRANKLIN | 9,365 |
| 4 | VAD065385296 | ALLIED SIGNAL, INC | HOPEWELL | 6,665 |
| 5 | VA6170061463 | COMMANDER, NAVAL BASE | NORFOLK | 1,688 |
| 6 | VAD055046049 | COOK COMPOSITES & POLYMERS | CHATHAM | 695 |
| 7 | VA1210020730 | RADFORD ARMY AMMUNITION PLANT | RADFORD | 92 |
| 8 | VA7170024684 | NAVAL SURFACE WARFARE CENTER | DAHLGREN | 91 |
| 9 | VA8170024170 | YORKTOWN NAVAL WEAPONS STATION | YORKTOWN | 19 |
| 10 | VAD023741705 | ATLANTIC RESEARCH CORP | GAINESVILLE | 16 |
| 11 | VAD001705110 | MERCK & CO., INC | ELKTON | 0 |
| 12 | VAD980551782 | GE FANUC AUTOMATION | CHARLOTTESVILLE | 0 |
| 13 | VA1170024813 | COMMANDER, NORFOLK NAVAL SHIPYARD | PORTSMOUTH | 0 |
| TOTAL | | | | 51,995 |

NOTE: COLUMNS MAY NOT SUM DUE TO ROUNDING.
STATE MAY HAVE FEWER THAN FIFTY FACILITIES THAT MANAGED WASTE.
QUANTITY MANAGED ONLY BY STORAGE IS EXCLUDED.

## VIRGINIA

### 1995 WASTE MANAGEMENT, CONTINUED

9 QUANTITY OF RCRA HAZARDOUS WASTE MANAGED BY MANAGEMENT METHOD, 1995

| MANAGEMENT METHOD | SYSTEM TYPE CODE | QUANTITY MANAGED (TONS) | PERCENTAGE OF QUANTITY | NUMBER OF FACILITIES | PERCENTAGE OF FACILITIES |
|---|---|---|---|---|---|
| INCINERATION | M041-M049 | 16,817 | 32.3 | 4 | 40.0 |
| ENERGY RECOVERY (REUSE AS FUEL) | M051-M059 | 33,364 | 64.2 | 2 | 20.0 |
| SLUDGE TREATMENT | M101-M109 | 1,688 | 3.2 | 1 | 10.0 |
| OTHER TREATMENT | M121-M129 | 126 | .2 | 3 | 30.0 |
| TOTAL | | 51,995 | 100.0 | 10 | |

10 MANAGEMENT METHOD, BY QUANTITY OF RCRA HAZARDOUS WASTE MANAGED, 1995

| MANAGEMENT METHOD | SYSTEM TYPE CODE | QUANTITY MANAGED (TONS) | PERCENTAGE OF QUANTITY | NUMBER OF FACILITIES | PERCENTAGE OF FACILITIES |
|---|---|---|---|---|---|
| ENERGY RECOVERY (REUSE AS FUEL) | M051-M059 | 33,364 | 64.2 | 2 | 20.0 |
| INCINERATION | M041-M049 | 16,817 | 32.3 | 4 | 40.0 |
| SLUDGE TREATMENT | M101-M109 | 1,688 | 3.2 | 1 | 10.0 |
| OTHER TREATMENT | M121-M129 | 126 | .2 | 3 | 30.0 |
| TOTAL | | 51,995 | 100.0 | 10 | |

NOTE: QUANTITY MANAGED ONLY BY STORAGE IS EXCLUDED.
FACILITIES WITH ONLY STORAGE UNITS ARE EXCLUDED.
COLUMNS MAY NOT SUM DUE TO ROUNDING.
COLUMNS MAY NOT SUM TO TOTAL BECAUSE FACILITIES MAY HAVE MULTIPLE HANDLING METHODS.

# VIRGINIA

## 1995 WASTE MANAGEMENT, CONTINUED

11 MANAGEMENT METHOD AND QUANTITY OF RCRA HAZARDOUS WASTE MANAGED BY NUMBER OF FACILITIES, 1995

| MANAGEMENT METHOD | SYSTEM TYPE CODE | QUANTITY MANAGED (TONS) | PERCENTAGE OF QUANTITY | NUMBER OF FACILITIES | PERCENTAGE OF FACILITIES |
|---|---|---|---|---|---|
| INCINERATION | M041-M049 | 16,817 | 32.3 | 4 | 40.0 |
| OTHER TREATMENT | M121-M129 | 126 | .2 | 3 | 30.0 |
| ENERGY RECOVERY (REUSE AS FUEL) | M051-M059 | 33,364 | 64.2 | 2 | 20.0 |
| SLUDGE TREATMENT | M101-M109 | 1,688 | 3.2 | 1 | 10.0 |
| TOTAL | | 51,995 | 100.0 | 10 | |

NOTE: QUANTITY MANAGED ONLY BY STORAGE IS EXCLUDED.
FACILITIES WITH ONLY STORAGE UNITS ARE EXCLUDED.
COLUMNS MAY NOT SUM DUE TO ROUNDING.
COLUMNS MAY NOT SUM TO TOTAL BECAUSE FACILITIES MAY HAVE MULTIPLE HANDLING METHODS.

12 QUANTITY AND PERCENTAGE OF RCRA HAZARDOUS WASTEWATER AND NON-WASTEWATER MANAGED IN 1995

| MANAGEMENT TYPE | TONS MANAGED | PERCENTAGE |
|---|---|---|
| WASTEWATER | 810 | 1.6 |
| NON-WASTEWATER | 51,185 | 98.4 |
| TOTAL | 51,995 | 100.0 |

## VIRGINIA

### 1995 WASTE SHIPMENTS

13 NUMBER OF RCRA HAZARDOUS WASTE SHIPPERS: 369

14 QUANITIY OF RCRA HAZARDOUS WASTE SHIPPED: 102,660 TONS

15 FIFTY LARGEST RCRA HAZARDOUS WASTE SHIPPERS, 1995

| RANK | EPA ID | SITE NAME | CITY | QUANTITY SHIPPED (TONS) |
|---|---|---|---|---|
| 1 | VAD077942266 | OLDOVER CORP | CASCADE | 19,409 |
| 2 | VAD098443443 | OLDOVER CORPORATION | ARVONIA | 16,189 |
| 3 | VAD003122553 | ROANOKE ELECTRIC STEEL CORP | ROANOKE | 7,246 |
| 4 | VAD066000993 | AT&T CORP | RICHMOND | 4,635 |
| 5 | VA1210020730 | RADFORD ARMY AMMUNITION PLANT | RADFORD | 3,631 |
| 6 | VAD988203550 | NORFOLK SOUTHERN RAILWAY CO | ALEXANDRIA | 3,013 |
| 7 | VAD980554539 | E I DUPONT DE NEMOURS | CEDARVILLE | 2,959 |
| 8 | VAD001807031 | CORNING, INC | DANVILLE | 2,463 |
| 9 | VA2170024606 | NAVAL AIR STATION OCEANA | VIRGINIA BEACH | 2,219 |
| 10 | VAD003111416 | PRILLAMAN CHEMICAL CORP | MARTINSVILLE | 1,944 |
| 11 | VA6170061463 | COMMANDER, NAVAL BASE | NORFOLK | 1,809 |
| 12 | VA0000045583 | DISSTON/SANDVICK GROUP, THE | DANVILLE | 1,550 |
| 13 | VAD981034895 | AUTOMATA, INC | STERLING | 1,479 |
| 14 | VA1170024813 | COMMANDER, NORFOLK NAVAL SHIPYARD | PORTSMOUTH | 1,111 |
| 15 | VAD000737346 | SAFETY-KLEEN CORPORATION | CHESAPEAKE | 1,089 |
| 16 | VAD083059311 | VIRGINIA GALVANIZING CORP | ASHLAND | 1,035 |
| 17 | VAD003177391 | FORD MOTOR CO. NORFOLK ASSEMBLY PLANT | NORFOLK | 961 |
| 18 | VAD046960449 | BABCOCK & WILCOX | LYNCHBURG | 919 |
| 19 | VAD009305137 | E.I. DUPONT DE NEMOURS & CO | RICHMOND | 916 |
| 20 | VAD981043011 | SAFETY-KLEEN CORPORATION | CHESTER | 845 |
| 21 | VAD988170684 | HICKSON DANCHEM CORP | DANVILLE | 789 |
| 22 | VAD077796126 | CITGO PETROLEUM CORPORATION | FAIRFAX | 765 |
| 23 | VAD988223574 | COYNE TEXTILE SERVICE | COLONIAL HEIGHTS | 742 |
| 24 | VA7170024684 | NAVAL SURFACE WARFARE CENTER | DAHLGREN | 737 |
| 25 | VAD000737361 | SAFETY-KLEEN CORP | VINTON | 730 |
| 26 | VAD000798702 | WESTVACO CPD PLANT 1 | RICHMOND | 672 |
| 27 | VAD065386906 | CHEMTREAT, INC | ASHLAND | 662 |
| 28 | VA7213720082 | US ARMY GARRISON, FT BELVOIR | FORT BELVOIR | 650 |
| 29 | VA1170024722 | MARINE CORPS COMBAT DEVELOPMENT COMMAND | QUANTICO | 630 |
| 30 | VAD982573248 | VITRAMON INC | ROANOKE | 563 |
| 31 | VAD980551782 | GE FANUC AUTOMATION | CHARLOTTESVILLE | 563 |
| 32 | VAD001307495 | NEWPORT NEWS SHIPBUILDING | NEWPORT NEWS | 548 |
| 33 | VAD066003161 | VOLVO GM HEAVY TRUCK CORP | DUBLIN | 521 |
| 34 | VAD054039961 | FEDERAL MOGUL CORPORATION | BLACKSBURG | 489 |
| 35 | VAD001705110 | MERCK & CO., INC | ELKTON | 473 |
| 36 | VAD000019828 | AKZO NOBEL COATINGS, INC | ROANOKE | 467 |
| 37 | VAD001936301 | PRIMARY CORP | RICHMOND | 440 |
| 38 | VAD980714588 | WESTVACO CPD PLANT 4 | RICHMOND | 422 |
| 39 | VAD098454192 | WAYTEC ELECTRONICS CORP | LYNCHBURG | 372 |
| 40 | VAD077797165 | EXXON CO USA NEWINGTON TERMINAL | NEWINGTON | 358 |
| 41 | VAD065378515 | REYNOLDS METALS CO BELLWOOD PRINTING | RICHMOND | 341 |
| 42 | VA8170024170 | YORKTOWN NAVAL WEAPONS STATION | YORKTOWN | 314 |
| 43 | VAD003175262 | HOECHST CELANESE CORP | PORTSMOUTH | 295 |
| 44 | VAD010070043 | HOWMET CORPORATION | HAMPTON | 283 |
| 45 | VAD982573156 | C.S. POLYMER, INC | NEWPORT NEWS | 273 |
| 46 | VAD105838874 | DYNACHEM TECHNOLOGIES, INC | NEW CHURCH | 272 |
| 47 | VAD065385296 | ALLIED SIGNAL, INC | HOPEWELL | 261 |
| 48 | VAD982572232 | HAPCO AMERICAN | ABINGDON | 250 |
| 49 | VAD054040456 | SIEMENS AUTOMOTIVE CORP | NEWPORT NEWS | 245 |
| 50 | VA2800005033 | NASA LANGLEY RESEARCH CENTER | HAMPTON | 232 |
| TOTAL | | | | 89,781 |

NOTE: COLUMNS MAY NOT SUM DUE TO ROUNDING.
STATE MAY HAVE FEWER THAN FIFTY SHIPPERS.

# VIRGINIA

## 1995 WASTE RECEIPTS

16 NUMBER OF RCRA HAZARDOUS WASTE RECEIVERS: 12

17 QUANITIY OF RCRA HAZARDOUS WASTE RECEIVED: 70,532 TONS

18 FIFTY LARGEST RCRA HAZARDOUS WASTE RECEIVERS, 1995

| RANK | EPA ID | SITE NAME | CITY | QUANTITY RECEIVED (TONS) |
|---|---|---|---|---|
| 1 | VAD077942266 | OLDOVER CORP | CASCADE | 18,887 |
| 2 | VAD046970521 | VIRGINIA SOLITE COMPANY | CASCADE | 17,964 |
| 3 | VAD098443443 | OLDOVER CORPORATION | ARVONIA | 15,720 |
| 4 | VAD042755082 | SOLITE CORPORATION | ARVONIA | 15,400 |
| 5 | VAD000737346 | SAFETY-KLEEN CORPORATION | CHESAPEAKE | 1,021 |
| 6 | VAD981043011 | SAFETY-KLEEN CORPORATION | CHESTER | 764 |
| 7 | VAD000737361 | SAFETY-KLEEN CORP | VINTON | 640 |
| 8 | VAD062373600 | ASHLAND CHEMICAL COMPANY | ROANOKE | 91 |
| 9 | VA6170061463 | COMMANDER, NAVAL BASE | NORFOLK | 42 |
| 10 | VA8170024170 | YORKTOWN NAVAL WEAPONS STATION | YORKTOWN | 2 |
| 11 | VA7170024684 | NAVAL SURFACE WARFARE CENTER | DAHLGREN | 0 |
| 12 | VA1170024813 | COMMANDER, NORFOLK NAVAL SHIPYARD | PORTSMOUTH | 0 |
| TOTAL | | | | 70,532 |

NOTE: COLUMNS MAY NOT SUM DUE TO ROUNDING.
STATE MAY HAVE FEWER THAN FIFTY FACILITIES THAT RECEIVED WASTE.

## VIRGINIA

### 1995 WASTE RECEIPTS, CONTINUED

19 QUANTITY OF RCRA HAZARDOUS WASTE MANAGED, BY MANGEMENT METHOD, LIMITED TO WASTE RECEIVED FROM OFFSITE, 1995

| MANAGEMENT METHOD | SYSTEM TYPE CODE | QUANTITY MANAGED (TONS) | PERCENTAGE OF QUANTITY | NUMBER OF FACILITIES | PERCENTAGE OF FACILITIES |
|---|---|---|---|---|---|
| ENERGY RECOVERY (REUSE AS FUEL) | M051-M059 | 33,364 | 100.0 | 2 | 50.0 |
| OTHER TREATMENT | M121-M129 | 2 | .0 | 2 | 50.0 |
| TOTAL | | 33,366 | 100.0 | 4 | |

20 MANAGEMENT METHOD, BY QUANTITY OF RCRA HAZARDOUS WASTE MANAGED, LIMITED TO WASTE RECEIVED FROM OFFSITE, 1995

| MANAGEMENT METHOD | SYSTEM TYPE CODE | QUANTITY MANAGED (TONS) | PERCENTAGE OF QUANTITY | NUMBER OF FACILITIES | PERCENTAGE OF FACILITIES |
|---|---|---|---|---|---|
| ENERGY RECOVERY (REUSE AS FUEL) | M051-M059 | 33,364 | 100.0 | 2 | 50.0 |
| OTHER TREATMENT | M121-M129 | 2 | .0 | 2 | 50.0 |
| TOTAL | | 33,366 | 100.0 | 4 | |

NOTE: QUANTITY MANAGED ONLY BY STORAGE IS EXCLUDED.
FACILITIES WITH ONLY STORAGE UNITS ARE EXCLUDED.
COLUMNS MAY NOT SUM DUE TO ROUNDING.
COLUMNS MAY NOT SUM TO TOTAL BECAUSE FACILITIES MAY HAVE MULTIPLE HANDLING METHODS.

# VIRGINIA

## 1995 WASTE RECEIPTS, CONTINUED

21 MANAGEMENT METHOD AND QUANTITY OF RCRA HAZARDOUS WASTE MANAGED, BY NUMBER OF FACILITIES, LIMITED TO WASTE RECEIVED FROM OFF SITE, 1995

| MANAGEMENT METHOD | SYSTEM TYPE CODE | QUANTITY MANAGED (TONS) | PERCENTAGE OF QUANTITY | NUMBER OF FACILITIES | PERCENTAGE OF FACILITIES |
|---|---|---|---|---|---|
| ENERGY RECOVERY (REUSE AS FUEL) | M051-M059 | 33,364 | 100.0 | 2 | 50.0 |
| OTHER TREATMENT | M121-M129 | 2 | .0 | 2 | 50.0 |
| TOTAL | | 33,366 | 100.0 | 4 | |

NOTE: QUANTITY MANAGED ONLY BY STORAGE IS EXCLUDED.
FACILITIES WITH ONLY STORAGE UNITS ARE EXCLUDED.
COLUMNS MAY NOT SUM DUE TO ROUNDING.
COLUMNS MAY NOT SUM TO TOTAL BECAUSE FACILITIES MAY HAVE MULTIPLE HANDLING METHODS.

## VIRGINIA

### 1995 IMPORTS AND EXPORTS

| | | | |
|---|---|---|---|
| 22 | QUANTITY OF RCRA HAZARDOUS WASTE IMPORTED: | 30,999 | TONS |
| 23 | QUANTITY OF RCRA HAZARDOUS WASTE EXPORTED: | 61,954 | TONS |

# WASHINGTON

## 1995 WASTE GENERATION

1 NUMBER OF RCRA LARGE QUANTITY GENERATORS (LQGS): 721

2 QUANTITY OF RCRA HAZARDOUS WASTE GENERATED: 3,250,971

3 FIFTY LARGEST RCRA HAZARDOUS WASTE GENERATORS IN THE STATE, 1995

| RANK | EPA ID | SITE NAME | CITY | TOTAL GENERATED (TONS) |
|---|---|---|---|---|
| 1 | WAD041337130 | BOEING - AUBURN | AUBURN | 867,048 |
| 2 | WAD009242314 | OCCIDENTAL CHEMICAL CORP | TACOMA | 616,158 |
| 3 | WAD009252297 | GEORGIA-PACIFIC WEST INC BELLINGHAM | BELLINGHAM | 387,238 |
| 4 | WAD980833099 | SEH AMERICA INC | VANCOUVER | 226,813 |
| 5 | WAD009275082 | SHELL OIL COMPANY - ANACORTES REFINERY | ANACORTES | 162,991 |
| 6 | WAD980978951 | PACIFIC CIRCUITS INC | REDMOND | 144,512 |
| 7 | WAD980835680 | ADVANCED SILICON MATERIALS INC | MOSES LAKE | 98,766 |
| 8 | WAD061670766 | BOEING D&SG - KENT SPACE CENTER | KENT | 82,413 |
| 9 | WA7890008967 | HANFORD SITE | RICHLAND | 55,213 |
| 10 | WAD041585464 | BOEING COMMERCIAL AIRPLANE GROUP EVERETT | EVERETT | 46,988 |
| 11 | WAD009491200 | INDUSTRIAL PLATING CORP | SEATTLE | 45,552 |
| 12 | WAD988466900 | HYTEK FINISHES CO | KENT | 44,627 |
| 13 | WAD990828642 | COLUMBIA ALUMINUM CORPORATION | GOLDENDALE | 42,819 |
| 14 | WAD057311094 | AMERICAN CROSSARM & CONDUIT | CHEHALIS | 35,657 |
| 15 | WAD051247716 | DAVIS WIRE CORPORATION | KENT | 34,580 |
| 16 | WAD980982383 | AVX-VANCOUVER CORP | VANCOUVER | 34,402 |
| 17 | WAD009267337 | PRODUCTION PLATING INC - MUKILTEO | MUKILTEO | 31,433 |
| 18 | WAD041920554 | ASKO PROCESSING INC | SEATTLE | 30,797 |
| 19 | WAD981772957 | ART BRASS PLATING INC - SEATTLE | SEATTLE | 22,828 |
| 20 | WAD000064642 | JOHNSON MATTHEY ELECTRONICS INC | SPOKANE | 20,253 |
| 21 | WA2170023418 | US NAVY PUGET SOUND NAVAL SHIPYARD | BREMERTON | 17,094 |
| 22 | WAD042800656 | SANDVIK SPECIAL METALS CORPORATION | FINLEY | 16,441 |
| 23 | WAD000643494 | CENTRALIA STEAM ELECTRIC PLANT | CENTRALIA | 16,388 |
| 24 | WAD063341424 | PROTECTIVE COATINGS INC | KENT | 12,886 |
| 25 | WAD009262171 | BOEING RENTON | RENTON | 10,567 |
| 26 | WAD988474078 | PRAEGITZER - REDMOND | REDMOND | 10,486 |
| 27 | WAD988487583 | BIRMINGHAM STEEL CORP - SEATTLE DIVISION | SEATTLE | 9,613 |
| 28 | WA1170023419 | US NAVY - NUWC DIVISION - KEYPORT | KEYPORT | 8,843 |
| 29 | WAD980738926 | SKILLS INC AAP | SEATTLE | 8,540 |
| 30 | WAD082506767 | CIRCUITS ENGINEERING INC | BOTHELL | 8,386 |
| 31 | WAD020257945 | BURLINGTON ENVIROMENTAL INC - TACOMA | TACOMA | 6,572 |
| 32 | WAD009488131 | INTALCO ALUMINUM CORPORATION | FERNDALE | 6,012 |
| 33 | WAD988512554 | SPC INC | REDMOND | 5,820 |
| 34 | WAD980723449 | TRAMCO INC | EVERETT | 5,378 |
| 35 | WAD990828402 | SIEMENS POWER CORP - NUCLEAR DIVISION | RICHLAND | 5,196 |
| 36 | WAD001882984 | KAISER ALUMINUM - TACOMA WORKS | TACOMA | 4,727 |
| 37 | WAD980982037 | BOEING NORTH BOEING FIELD | SEATTLE | 3,806 |
| 38 | WAD981766751 | VANALCO INC | VANCOUVER | 3,539 |
| 39 | WAD053814091 | VIOX CORPORATION | SEATTLE | 3,457 |
| 40 | WAD988474128 | ARROW TRANSPORTATION CO-TACOMA TERMINAL | TACOMA | 2,979 |
| 41 | WA0000894287 | TRIPOINT INC | VANCOUVER | 2,936 |
| 42 | WAD009270794 | ALCOA - WENATCHEE WORKS | MALAGA | 2,802 |
| 43 | WAD000065508 | KAISER ALUMINUM & CHEMICAL CORP - MEAD | MEAD | 2,275 |
| 44 | WAD041333576 | WASTE MANAGEMENT OF SEATTLE | SEATTLE | 2,257 |
| 45 | WAD981769110 | SOL-PRO INC | TACOMA | 2,222 |
| 46 | WAD009251323 | WESTERN PNEUMATIC TUBE COMPANY | KIRKLAND | 2,014 |
| 47 | WAD092899574 | KALAMA CHEMICAL INC | KALAMA | 1,946 |
| 48 | WAD009253246 | ELF ATOCHEM NORTH AMERICA - TACOMA | TACOMA | 1,817 |
| 49 | WAD009248287 | PORT OF SEATTLE PSR | SEATTLE | 1,762 |
| 50 | WAD130586621 | PRECISION CIRCUITS INC | LYNNWOOD | 1,676 |
| TOTAL | | | | 3,219,528 |

NOTE: STATE MAY HAVE FEWER THAN FIFTY GENERATORS.

## WASHINGTON

### 1995 WASTE GENERATION, CONTINUED

4 QUANTITIES OF WASTE GENERATED IN 1995 THAT WERE

- REPORTED WITH ONLY CHARACTERISTIC WASTE CODES
- REPORTED WITH ONLY LISTED WASTE CODES
- REPORTED WITH BOTH CHARACTERISTIC AND LISTED WASTE CODES

| WASTE HAS ONLY CHARACTERISTIC CODES | TONS OF WASTE GENERATED | WASTE HAS ONLY LISTED CODES | TONS OF WASTE GENERATED | WASTE HAS BOTH CHARACTERISTIC AND LISTED CODES | TONS OF WASTE GENERATED |
|---|---|---|---|---|---|
| ONLY IGNITABLE | 1,349 | ONLY AN F CODE | 120,249 | | |
| ONLY CORROSIVE | 1,111,806 | ONLY A K CODE | 72,576 | | |
| ONLY REACTIVE | 175 | ONLY A P CODE | 2 | | |
| ONLY D004-17 | 1,352,353 | ONLY A U CODE | 67,270 | | |
| ONLY D018-43 | 4,535 | | | | |
| HAS MORE THAN ONE CHARACTERISTIC CODE | 232,743 | HAS MORE THAN ONE LISTED CODE | 1,241 | | |
| TOTAL | 2,702,960 | TOTAL | 261,338 | TOTAL CHAR. AND LISTED | 286,673 |

5 QUANTITIES OF WASTE GENERATED IN 1995 THAT WERE MULTIPLY CODED

| WASTE HAS ONLY CHARACTERISTIC CODES BUT MORE THAN ONE APPLIES | TONS OF WASTE GENERATED | ONLY LISTED CODES BUT HAS MORE THAN ONE | TONS OF WASTE GENERATED | BOTH CHAR. & LISTED CODES | TONS OF WASTE GENERATE |
|---|---|---|---|---|---|
| HAS IGNITABLE CODE | 32,015 | | | IGN. W/ AT LEAST 1 LSTD | 4,90 |
| HAS CORROSIVE CODE | 228,068 | | | CORR. W/ AT LEAST 1 LSTD | 5,64 |
| HAS REACTIVE CODE | 29,197 | | | REACT. W/ AT LEAST 1 LSTD | 2,44 |
| HAS D004-D017 CODE | 231,254 | | | D004-17 W/ AT LEAST 1 LSTD | 117,26 |
| HAS D018-D043 CODE | 3,336 | | | D018-43 W/ AT LEAST 1 LSTD | 215,03 |
| | | HAS AN F CODE | 1,240 | F WASTE W/ AT LEAST 1 CHAR | 283,16 |
| | | HAS A K CODE | 1,221 | K WASTE W/ AT LEAST 1 CHAR | 2,58 |
| | | HAS A P CODE | 1 | P WASTE W/ AT LEAST 1 CHAR | |
| | | HAS A U CODE | 20 | U WASTE W/ AT LEAST 1 CHAR | 1,13 |
| TOTAL | 232,743 | TOTAL | 1,241 | TOTAL | 286,67 |

NOTE: COLUMNS DO NOT SUM TO TOTAL BECAUSE A WASTE CODE MAY APPLY TO MORE THAN ONE WASTE.
MIXTURES WITH IGNITABLE, CORROSIVE, REACTIVE, D004-17, AND D018-43 CHARACTERISTIC CODES ALSO MAY CONTAIN OTHER CHARACTERISTIC WASTE CODES.
SIMILARLY, WASTES WITH F,K,P, AND U LISTED CODES MAY HAVE OTHER LISTED WASTE CODES.

# WASHINGTON

## 1995 WASTE MANAGEMENT

TABLES 6, 7, 8, 9, 10, 11, AND 12 HAVE BEEN OMITTED FROM THIS REPORT BECAUSE THERE WERE NO FACILITIES IN WASHINGTON THAT REPORTED MANAGING RCRA HAZARDOUS WASTE IN 1995.

## WASHINGTON

### 1995 WASTE SHIPMENTS

13 NUMBER OF RCRA HAZARDOUS WASTE SHIPPERS: 672

14 QUANITIY OF RCRA HAZARDOUS WASTE SHIPPED: 173,378 TONS

15 FIFTY LARGEST RCRA HAZARDOUS WASTE SHIPPERS, 1995

| RANK | EPA ID | SITE NAME | CITY | QUANTITY SHIPPED (TONS) |
|---|---|---|---|---|
| 1 | WAD990828642 | COLUMBIA ALUMINUM CORPORATION | GOLDENDALE | 42,819 |
| 2 | WAD057311094 | AMERICAN CROSSARM & CONDUIT | CHEHALIS | 35,657 |
| 3 | WAD000812909 | BURLINGTON ENVIRONMENTAL INC - GEORGE | SEATTLE | 15,632 |
| 4 | WA2170023418 | US NAVY PUGET SOUND NAVAL SHIPYARD | BREMERTON | 12,725 |
| 5 | WAD020257945 | BURLINGTON ENVIROMENTAL INC - TACOMA | TACOMA | 8,504 |
| 6 | WAD991281767 | BURLINGTON ENVIRONMENTAL INC - KENT | KENT | 5,175 |
| 7 | WAD001882984 | KAISER ALUMINUM - TACOMA WORKS | TACOMA | 4,727 |
| 8 | WAD981766751 | VANALCO INC | VANCOUVER | 3,539 |
| 9 | WAD000065508 | KAISER ALUMINUM & CHEMICAL CORP - MEAD | MEAD | 3,003 |
| 10 | WAD009270794 | ALCOA - WENATCHEE WORKS | MALAGA | 2,802 |
| 11 | WAD041333576 | WASTE MANAGEMENT OF SEATTLE | SEATTLE | 2,257 |
| 12 | WAD981769110 | SOL-PRO INC | TACOMA | 1,989 |
| 13 | WAD058367152 | NORTHWEST ENVIROSERVICE INC | SEATTLE | 1,846 |
| 14 | WAD009248287 | PORT OF SEATTLE PSR | SEATTLE | 1,762 |
| 15 | WAD041337130 | BOEING - AUBURN | AUBURN | 1,475 |
| 16 | WAD009249509 | KENWORTH TRUCK COMPANY - TUKWILA | TUKWILA | 1,264 |
| 17 | WAD041585464 | BOEING COMMERCIAL AIRPLANE GROUP EVERETT | EVERETT | 1,225 |
| 18 | WA0000981068 | WDOT STATE ROUTE 509 TACOMA | TACOMA | 1,078 |
| 19 | WAD980978951 | PACIFIC CIRCUITS INC | REDMOND | 1,033 |
| 20 | WAD009253246 | ELF ATOCHEM NORTH AMERICA - TACOMA | TACOMA | 918 |
| 21 | WAD009052432 | BOISE CASCADE PAPER DIVISION - WALLULA | WALLULA | 890 |
| 22 | WAD980978746 | SAFETY-KLEEN CORP - PASCO | PASCO | 859 |
| 23 | WA7890008967 | HANFORD SITE | RICHLAND | 827 |
| 24 | WA8570024200 | MCCHORD AIR FORCE BASE | MCCHORD AFB | 715 |
| 25 | WAD009488131 | INTALCO ALUMINUM CORPORATION | FERNDALE | 710 |
| 26 | WAD082631722 | EXTERIOR WOOD INC | WASHOUGAL | 645 |
| 27 | WAD009256819 | BOEING PLANT 2 | SEATTLE | 613 |
| 28 | WAD980738512 | CLEANCARE CORPORATION | TACOMA | 562 |
| 29 | WA1170023419 | US NAVY - NUWC DIVISION - KEYPORT | KEYPORT | 542 |
| 30 | WAD009262171 | BOEING RENTON | RENTON | 508 |
| 31 | WA0000275529 | WASHINGTON NATURAL GAS CO-CHEHALIS PROPE | CHEHALIS | 492 |
| 32 | WAD980982037 | BOEING NORTH BOEING FIELD | SEATTLE | 459 |
| 33 | WAD988474078 | PRAEGITZER - REDMOND | REDMOND | 446 |
| 34 | WAD009275082 | SHELL OIL COMPANY - ANACORTES REFINERY | ANACORTES | 391 |
| 35 | WA5170027291 | US NAVY - BANGOR SUBMARINE BASE | SILVERDALE | 385 |
| 36 | WAD988519831 | NW ENVIROSERVICE 1ST AVE SITE | SEATTLE | 378 |
| 37 | WAD009252297 | GEORGIA-PACIFIC WEST INC BELLINGHAM | BELLINGHAM | 361 |
| 38 | WAD092300250 | BURLINGTON ENVIRONMENTAL INC - WASHOUGAL | WASHOUGAL | 360 |
| 39 | WAD000812917 | BURLINGTON ENVIRONMENTAL INC - PIER 91 | SEATTLE | 357 |
| 40 | WAD980738868 | MATSUSHITA SEMICONDUCTOR CORP OF AMERICA | PUYALLUP | 343 |
| 41 | WAD988482592 | BOEING - FREDERICKSON | PUYALLUP | 341 |
| 42 | WAD069548154 | ARCO PRODUCTS CO - CHERRY POINT REFINERY | BLAINE | 338 |
| 43 | WAD009067281 | KAISER ALUMINUM & CHEM CORP-TRENTWOOD WK | SPOKANE | 316 |
| 44 | WAD061670766 | BOEING D&SG - KENT SPACE CENTER | KENT | 312 |
| 45 | WAD009252891 | REICHHOLD CHEMICALS INC - TACOMA | TACOMA | 292 |
| 46 | WA9170023361 | US NAVY NAS WHIDBEY ISLAND - AULT FIELD | OAK HARBOR | 289 |
| 47 | WAD980982383 | AVX-VANCOUVER CORP | VANCOUVER | 251 |
| 48 | WAD988475679 | CENEX PETROLEUM TERMINAL | VANCOUVER | 246 |
| 49 | WAD009041450 | WEYERHAEUSER - LONGVIEW | LONGVIEW | 243 |
| 50 | WA9214053465 | US ARMY HQ I CORPS & FORT LEWIS | FT LEWIS | 235 |
| TOTAL | | | | 163,134 |

NOTE: COLUMNS MAY NOT SUM DUE TO ROUNDING.
STATE MAY HAVE FEWER THAN FIFTY SHIPPERS.

# WASHINGTON

## 1995 WASTE RECEIPTS

TABLES 6, 7, 8, 9, 10, 11, AND 12 HAVE BEEN OMITTED FROM THIS REPORT BECAUSE THERE WERE NO FACILITIES IN WASHINGTON THAT REPORTED RECEIVING RCRA HAZARDOUS WASTE IN 1995.

## WASHINGTON

### 1995 IMPORTS AND EXPORTS

| | | | |
|---|---|---|---|
| 22 | QUANTITY OF RCRA HAZARDOUS WASTE IMPORTED: | 0 | TONS |
| 23 | QUANTITY OF RCRA HAZARDOUS WASTE EXPORTED: | 142,607 | TONS |

# WEST VIRGINIA

## 1995 WASTE GENERATION

1 NUMBER OF RCRA LARGE QUANTITY GENERATORS (LQGS): 117

2 QUANTITY OF RCRA HAZARDOUS WASTE GENERATED: 8,489,828

3 FIFTY LARGEST RCRA HAZARDOUS WASTE GENERATORS IN THE STATE, 1995

| RANK | EPA ID | SITE NAME | CITY | TOTAL GENERATED (TONS) |
|---|---|---|---|---|
| 1 | WVD005005509 | RHONE-POULENC INSTITUTE PLANT | INSTITUTE | 7,470,621 |
| 2 | WVD004341491 | CYTEC INDUSTRIES | WILLOW ISLAND | 717,406 |
| 3 | WVD005012851 | DUPONT | BELLE | 107,927 |
| 4 | WVD004325353 | OSI SPECIALTIES, INC. | SISTERVILLE | 78,327 |
| 5 | WVD045875291 | DUPONT WASHINGTON WORKS | WASHINGTON | 38,425 |
| 6 | WVD981102890 | FMC CORPORATION | INSTITUTE | 10,218 |
| 7 | WVD056866312 | MILES INC | NEW MARTINSVILLE | 9,394 |
| 8 | WVD009708702 | AKZO NOBEL CHEMICALS, INC. | GALLIPOLIS FERRY | 9,389 |
| 9 | WVD080645831 | ASHLAND CHEMICAL CO., NEAL PLANT | NEAL | 9,200 |
| 10 | WVD000068908 | WEIRTON STEEL CORPORATION | WEIRTON | 6,388 |
| 11 | WV0000352583 | ARCO CHEMICAL CO. | S. CHARLESTON | 3,979 |
| 12 | WVD005005483 | UNION CARBIDE S. CHARLESTON PLANT | SOUTH CHARLESTON | 3,526 |
| 13 | WVD009233297 | RAVENSWOOD ALUMINUM CORPORATION | RAVENSWOOD | 3,373 |
| 14 | WVD060692126 | PITTSBURGH TUBE CO., JANE LEW DIVISION | JANE LEW | 2,620 |
| 15 | WVD072667801 | SWVA, INC. | HUNTINGTON | 2,183 |
| 16 | WVD082957317 | PHILIPS LIGHTING | FAIRMONT | 1,544 |
| 17 | WVD005010277 | OCCIDENTAL CHEMICAL CORPORATION | BELLE | 1,080 |
| 18 | WVD981945215 | NEWELL SPECIALTY CHEMICALS, INC. | NEWELL | 904 |
| 19 | WVD116025180 | CNG TRANSMISSION CORP. | PINE GROVE | 882 |
| 20 | WVD003080959 | KOPPERS INDUSTRIES, INC | GREEN SPRING | 747 |
| 21 | WVR000001719 | CHEMIAL LEAMAN TANK LINES, INC. | INSTITUTE | 742 |
| 22 | WVP000006039 | CNG TRANSMISSION - MOUNDSVILLE | MOUNDSVILLE | 689 |
| 23 | WVD005005475 | SHELL CHEMICAL COMPANY | APPLE GROVE | 631 |
| 24 | WVD065632424 | STERLING PLUMING GROUP,INC | MORGANTOWN | 572 |
| 25 | WVD003074770 | CORNING CONSUMER PRODUCTS COMPANY | MARTINSBURG | 533 |
| 26 | WVD981738909 | AMERICAN WOODMARK CORPORATION | MOOREFIELD | 521 |
| 27 | WVD056795842 | BF GOODRICH | UNION | 508 |
| 28 | WVD039990965 | FLEXSYS AMERICA L.P. | NITRO | 475 |
| 29 | WVD061769592 | ANCHOR HOCKING PKG. CO. | WEIRTON | 430 |
| 30 | WVP000005941 | COLUMBIA GAS TRANS. CORP. - MOOREFIELD | MOOREFIELD | 422 |
| 31 | WVD003095536 | 3M COMPANY/MIDDLEWAY PLANT | KEARNEYSVILLE | 408 |
| 32 | WVD005005087 | FMC CORPORATION | NITRO | 386 |
| 33 | WVD060682291 | UNION CARBIDE CORP, TECHNICAL CENTER | SOUTH CHARLESTON | 367 |
| 34 | WVD980552384 | GE SPECIALTY CHEMICALS, INC.-NORTH PLANT | MORGANTOWN | 296 |
| 35 | WVD004336343 | PPG INDUSTRIES, INC; NATRIUM PLANT | NEW MARTINSVILLE | 276 |
| 36 | WVD057634776 | QUAKER STATE CORP., CONGO PLANT | NEWELL | 253 |
| 37 | WVD988776852 | WEST VIRGINIA AIR CENTER | BRIDGEPORT | 252 |
| 38 | WVP000006106 | CLAUDE PROFITT-HAZARDOUS WASTE SITE | OCEANA | 251 |
| 39 | WVD088911854 | GENERAL ELECTRIC COMPANY | WASHINGTON | 214 |
| 40 | WVD041517830 | US CAN CO | WEIRTON | 214 |
| 41 | WVD981730757 | AC&S, INC. | NITRO | 193 |
| 42 | WVD000765297 | HANLIN CHAMICALS - WEST | MOUNDSVILLE | 182 |
| 43 | WVD000068601 | BASF CORP., HUNTINGTON WORKS | HUNTINGTON | 164 |
| 44 | WVD041952714 | DUPONT, POTOMAC RIVER WORKS | FALLING WATERS | 153 |
| 45 | WVD004319539 | WHEELING-PITTSBURGH STEEL CORPORATION | FOLLANSBEE | 148 |
| 46 | WVD003062650 | MAYTAG | RANSON | 140 |
| 47 | WVD000650903 | HEINZ PET PRODUCTS | WEIRTON | 123 |
| 48 | WVD005004528 | OWENS BROCKWAY - PLANT # 2 | HUNTINGTON | 122 |
| 49 | WVD004336749 | KOPPERS INDUSTRIES, INC. | FOLLANSBEE | 118 |
| 50 | WVD136333580 | THE HOMER LAUGHLIN CHINA CO. | NEWELL | 114 |
| TOTAL | | | | 8,488,030 |

NOTE: STATE MAY HAVE FEWER THAN FIFTY GENERATORS.

## WEST VIRGINIA

### 1995 WASTE GENERATION, CONTINUED

4 QUANTITIES OF WASTE GENERATED IN 1995 THAT WERE

- REPORTED WITH ONLY CHARACTERISTIC WASTE CODES
- REPORTED WITH ONLY LISTED WASTE CODES
- REPORTED WITH BOTH CHARACTERISTIC AND LISTED WASTE CODES

| WASTE HAS ONLY CHARACTERISTIC CODES | TONS OF WASTE GENERATED | WASTE HAS ONLY LISTED CODES | TONS OF WASTE GENERATED | WASTE HAS BOTH CHARACTERISTIC AND LISTED CODES | TONS OF WASTE GENERATED |
|---|---|---|---|---|---|
| ONLY IGNITABLE | 11,392 | ONLY AN F CODE | 105,231 | | |
| ONLY CORROSIVE | 181,852 | ONLY A K CODE | 11,613 | | |
| ONLY REACTIVE | 516 | ONLY A P CODE | 13 | | |
| ONLY D004-17 | 5,324 | ONLY A U CODE | 2,789 | | |
| ONLY D018-43 | 343,987 | | | | |
| HAS MORE THAN ONE CHARACTERISTIC CODE | 11,195 | HAS MORE THAN ONE LISTED CODE | 346,187 | | |
| TOTAL | 554,266 | TOTAL | 465,834 | TOTAL CHAR. AND LISTED | 7,469,722 |

5 QUANTITIES OF WASTE GENERATED IN 1995 THAT WERE MULTIPLY CODED

| WASTE HAS ONLY CHARACTERISTIC CODES BUT MORE THAN ONE APPLIES | TONS OF WASTE GENERATED | ONLY LISTED CODES BUT HAS MORE THAN ONE | TONS OF WASTE GENERATED | BOTH CHAR. & LISTED CODES | TONS OF WASTE GENERATE |
|---|---|---|---|---|---|
| HAS IGNITABLE CODE | 10,325 | | | IGN. W/ AT LEAST 1 LSTD | 26,96 |
| HAS CORROSIVE CODE | 5,640 | | | CORR. W/ AT LEAST 1 LSTD | 7,455,29 |
| HAS REACTIVE CODE | 1,100 | | | REACT. W/ AT LEAST 1 LSTD | 57 |
| HAS D004-D017 CODE | 2,312 | | | D004-17 W/ AT LEAST 1 LSTD | 15,69 |
| HAS D018-D043 CODE | 4,743 | | | D018-43 W/ AT LEAST 1 LSTD | 21,24 |
| | | HAS AN F CODE | 346,165 | F WASTE W/ AT LEAST 1 CHAR | 7,458,91 |
| | | HAS A K CODE | 326,244 | K WASTE W/ AT LEAST 1 CHAR | 7,455,41 |
| | | HAS A P CODE | 3 | P WASTE W/ AT LEAST 1 CHAR | |
| | | HAS A U CODE | 19,962 | U WASTE W/ AT LEAST 1 CHAR | 7,434,29 |
| TOTAL | 11,195 | TOTAL | 346,187 | TOTAL | 7,469,72 |

NOTE: COLUMNS DO NOT SUM TO TOTAL BECAUSE A WASTE CODE MAY APPLY TO MORE THAN ONE WASTE.
MIXTURES WITH IGNITABLE, CORROSIVE, REACTIVE, D004-17, AND D018-43 CHARACTERISTIC CODES ALSO MAY CONTAIN OTHER CHARACTERISTIC WASTE CODES.
SIMILARLY, WASTES WITH F,K,P, AND U LISTED CODES MAY HAVE OTHER LISTED WASTE CODES.

# WEST VIRGINIA

## 1995 WASTE MANAGEMENT

6 NUMBER OF RCRA TSD FACILITIES: 28

7 QUANITY OF RCRA HAZARDOUS WASTE MANAGED: 8,395,116 TONS

8 FIFTY LARGEST RCRA HAZARDOUS WASTE MANAGEMENT FACILITIES, 1995

| RANK | EPA ID | SITE NAME | CITY | TONS OF WASTE MANAGED |
|---|---|---|---|---|
| 1 | WVD005005509 | RHONE-POULENC INSTITUTE PLANT | INSTITUTE | 7,463,796 |
| 2 | WVD004341491 | CYTEC INDUSTRIES | WILLOW ISLAND | 714,080 |
| 3 | WVD005012851 | DUPONT | BELLE | 89,513 |
| 4 | WVD004325353 | OSI SPECIALTIES, INC. | SISTERVILLE | 74,335 |
| 5 | WVD045875291 | DUPONT WASHINGTON WORKS | WASHINGTON | 37,415 |
| 6 | WVD056866312 | MILES INC | NEW MARTINSVILLE | 9,305 |
| 7 | WV0000352583 | ARCO CHEMICAL CO. | S. CHARLESTON | 2,511 |
| 8 | WVD005005483 | UNION CARBIDE S. CHARLESTON PLANT | SOUTH CHARLESTON | 2,412 |
| 9 | WVD060692126 | PITTSBURGH TUBE CO., JANE LEW DIVISION | JANE LEW | 1,087 |
| 10 | WVD076826015 | INCO ALLOYS INTERNATIONAL, INC. | HUNTINGTON | 504 |
| 11 | WVD060682291 | UNION CARBIDE CORP, TECHNICAL CENTER | SOUTH CHARLESTON | 83 |
| 12 | WV0170023691 | ALLEGANY BALLISTICS LABORATORT | ROCKET CENTER | 58 |
| 13 | WVD041952714 | DUPONT, POTOMAC RIVER WORKS | FALLING WATERS | 9 |
| 14 | WVD004336343 | PPG INDUSTRIES, INC; NATRIUM PLANT | NEW MARTINSVILLE | 5 |
| 15 | WVD981107600 | CARBON REGENERATION, INC. | MORGANTOWN | 1 |
| 16 | WVD004319158 | BLUE RIBBON PAINT COMPANY | WHEELING | 0 |
| 17 | WVD005005087 | FMC CORPORATION | NITRO | 0 |
| 18 | WVD039990965 | FLEXSYS AMERICA L.P. | NITRO | 0 |
| 19 | WVD088911854 | GENERAL ELECTRIC COMPANY | WASHINGTON | 0 |
| 20 | WVP000006196 | MONSANTO COMPANY - SITE B | NITRO | 0 |
| TOTAL | | | | 8,395,116 |

NOTE: COLUMNS MAY NOT SUM DUE TO ROUNDING.
STATE MAY HAVE FEWER THAN FIFTY FACILITIES THAT MANAGED WASTE.
QUANTITY MANAGED ONLY BY STORAGE IS EXCLUDED.

## WEST VIRGINIA

### 1995 WASTE MANAGEMENT, CONTINUED

9 QUANTITY OF RCRA HAZARDOUS WASTE MANAGED BY MANAGEMENT METHOD, 1995

| MANAGEMENT METHOD | SYSTEM TYPE CODE | QUANTITY MANAGED (TONS) | PERCENTAGE OF QUANTITY | NUMBER OF FACILITIES | PERCENTAGE OF FACILITIES |
|---|---|---|---|---|---|
| METALS RECOVERY (FOR REUSE) | M011-M019 | 369 | .0 | 1 | 6.7 |
| SOLVENTS RECOVERY | M021-M029 | 18,227 | .2 | 3 | 20.0 |
| OTHER RECOVERY | M031-M039 | 33,841 | .4 | 3 | 20.0 |
| INCINERATION | M041-M049 | 12,462 | .1 | 6 | 40.0 |
| ENERGY RECOVERY (REUSE AS FUEL) | M051-M059 | 26,351 | .3 | 5 | 33.3 |
| AQUEOUS INORGANIC TREATMENT | M071-M079 | 135 | .0 | 1 | 6.7 |
| AQUEOUS ORGANIC TREATMENT | M081-M089 | 8,184,019 | 97.5 | 5 | 33.3 |
| OTHER TREATMENT | M121-M129 | 99,098 | 1.2 | 7 | 46.7 |
| LANDFILL | M132 | 20,076 | .2 | 2 | 13.3 |
| SURFACE IMPOUNDMENT | M133 | 538 | .0 | 1 | 6.7 |
| TOTAL | | 8,395,116 | 100.0 | 15 | |

10 MANAGEMENT METHOD, BY QUANTITY OF RCRA HAZARDOUS WASTE MANAGED, 1995

| MANAGEMENT METHOD | SYSTEM TYPE CODE | QUANTITY MANAGED (TONS) | PERCENTAGE OF QUANTITY | NUMBER OF FACILITIES | PERCENTAGE OF FACILITIES |
|---|---|---|---|---|---|
| AQUEOUS ORGANIC TREATMENT | M081-M089 | 8,184,019 | 97.5 | 5 | 33.3 |
| OTHER TREATMENT | M121-M129 | 99,098 | 1.2 | 7 | 46.7 |
| OTHER RECOVERY | M031-M039 | 33,841 | .4 | 3 | 20.0 |
| ENERGY RECOVERY (REUSE AS FUEL) | M051-M059 | 26,351 | .3 | 5 | 33.3 |
| LANDFILL | M132 | 20,076 | .2 | 2 | 13.3 |
| SOLVENTS RECOVERY | M021-M029 | 18,227 | .2 | 3 | 20.0 |
| INCINERATION | M041-M049 | 12,462 | .1 | 6 | 40.0 |
| SURFACE IMPOUNDMENT | M133 | 538 | .0 | 1 | 6.7 |
| METALS RECOVERY (FOR REUSE) | M011-M019 | 369 | .0 | 1 | 6.7 |
| AQUEOUS INORGANIC TREATMENT | M071-M079 | 135 | .0 | 1 | 6.7 |
| TOTAL | | 8,395,116 | 100.0 | 15 | |

NOTE: QUANTITY MANAGED ONLY BY STORAGE IS EXCLUDED.
FACILITIES WITH ONLY STORAGE UNITS ARE EXCLUDED.
COLUMNS MAY NOT SUM DUE TO ROUNDING.
COLUMNS MAY NOT SUM TO TOTAL BECAUSE FACILITIES MAY HAVE MULTIPLE HANDLING METHODS.

# WEST VIRGINIA

## 1995 WASTE MANAGEMENT, CONTINUED

11 MANAGEMENT METHOD AND QUANTITY OF RCRA HAZARDOUS WASTE MANAGED BY NUMBER OF FACILITIES, 1995

| MANAGEMENT METHOD | SYSTEM TYPE CODE | QUANTITY MANAGED (TONS) | PERCENTAGE OF QUANTITY | NUMBER OF FACILITIES | PERCENTAGE OF FACILITIES |
|---|---|---|---|---|---|
| OTHER TREATMENT | M121-M129 | 99,098 | 1.2 | 7 | 46.7 |
| INCINERATION | M041-M049 | 12,462 | .1 | 6 | 40.0 |
| ENERGY RECOVERY (REUSE AS FUEL) | M051-M059 | 26,351 | .3 | 5 | 33.3 |
| AQUEOUS ORGANIC TREATMENT | M081-M089 | 8,184,019 | 97.5 | 5 | 33.3 |
| SOLVENTS RECOVERY | M021-M029 | 18,227 | .2 | 3 | 20.0 |
| OTHER RECOVERY | M031-M039 | 33,841 | .4 | 3 | 20.0 |
| LANDFILL | M132 | 20,076 | .2 | 2 | 13.3 |
| METALS RECOVERY (FOR REUSE) | M011-M019 | 369 | .0 | 1 | 6.7 |
| AQUEOUS INORGANIC TREATMENT | M071-M079 | 135 | .0 | 1 | 6.7 |
| SURFACE IMPOUNDMENT | M133 | 538 | .0 | 1 | 6.7 |
| TOTAL | | 8,395,116 | 100.0 | 15 | |

NOTE: QUANTITY MANAGED ONLY BY STORAGE IS EXCLUDED.
FACILITIES WITH ONLY STORAGE UNITS ARE EXCLUDED.
COLUMNS MAY NOT SUM DUE TO ROUNDING.
COLUMNS MAY NOT SUM TO TOTAL BECAUSE FACILITIES MAY HAVE MULTIPLE HANDLING METHODS.

12 QUANTITY AND PERCENTAGE OF RCRA HAZARDOUS WASTEWATER AND NON-WASTEWATER MANAGED IN 1995

| MANAGEMENT TYPE | TONS MANAGED | PERCENTAGE |
|---|---|---|
| WASTEWATER | 8,318,222 | 99.1 |
| NON-WASTEWATER | 76,894 | .9 |
| TOTAL | 8,395,116 | 100.0 |

## WEST VIRGINIA

### 1995 WASTE SHIPMENTS

13 NUMBER OF RCRA HAZARDOUS WASTE SHIPPERS: 116

14 QUANITIY OF RCRA HAZARDOUS WASTE SHIPPED: 83,528 TONS

15 FIFTY LARGEST RCRA HAZARDOUS WASTE SHIPPERS, 1995

| RANK | EPA ID | SITE NAME | CITY | QUANTITY SHIPPED (TONS) |
|---|---|---|---|---|
| 1 | WVD005005509 | RHONE-POULENC INSTITUTE PLANT | INSTITUTE | 14,190 |
| 2 | WVD981102890 | FMC CORPORATION | INSTITUTE | 10,218 |
| 3 | WVD080645831 | ASHLAND CHEMICAL CO., NEAL PLANT | NEAL | 9,200 |
| 4 | WVD000068908 | WEIRTON STEEL CORPORATION | WEIRTON | 6,388 |
| 5 | WVD004325353 | OSI SPECIALTIES, INC. | SISTERVILLE | 3,912 |
| 6 | WVD009233297 | RAVENSWOOD ALUMINUM CORPORATION | RAVENSWOOD | 3,373 |
| 7 | WVD004341491 | CYTEC INDUSTRIES | WILLOW ISLAND | 3,324 |
| 8 | WVD030143960 | FIKE/ARTEL CHEMICAL SUPERFUND SITE | NITRO | 2,753 |
| 9 | WVD072667801 | SWVA, INC. | HUNTINGTON | 2,229 |
| 10 | WVD056866312 | MILES INC | NEW MARTINSVILLE | 1,883 |
| 11 | WVD005012851 | DUPONT | BELLE | 1,773 |
| 12 | WVD005005483 | UNION CARBIDE S. CHARLESTON PLANT | SOUTH CHARLESTON | 1,575 |
| 13 | WVD082957317 | PHILIPS LIGHTING | FAIRMONT | 1,544 |
| 14 | WVD060692126 | PITTSBURGH TUBE CO., JANE LEW DIVISION | JANE LEW | 1,533 |
| 15 | WVD000352583 | ARCO CHEMICAL CO. | S. CHARLESTON | 1,468 |
| 16 | WVD981034101 | SAFETY-KLEEN CORPORATION | WHEELING | 1,287 |
| 17 | WVD005010277 | OCCIDENTAL CHEMICAL CORPORATION | BELLE | 1,080 |
| 18 | WVD045875291 | DUPONT WASHINGTON WORKS | WASHINGTON | 1,021 |
| 19 | WVD981945215 | NEWELL SPECIALTY CHEMICALS, INC. | NEWELL | 904 |
| 20 | WVD116025180 | CNG TRANSMISSION CORP. | PINE GROVE | 882 |
| 21 | WVR000001719 | CHEMIAL LEAMAN TANK LINES, INC. | INSTITUTE | 795 |
| 22 | WVD003080959 | KOPPERS INDUSTRIES, INC | GREEN SPRING | 747 |
| 23 | WVP000006039 | CNG TRANSMISSION - MOUNDSVILLE | MOUNDSVILLE | 689 |
| 24 | WVD005005475 | SHELL CHEMICAL COMPANY | APPLE GROVE | 631 |
| 25 | WVD988776852 | WEST VIRGINIA AIR CENTER | BRIDGEPORT | 629 |
| 26 | WVD003074770 | CORNING CONSUMER PRODUCTS COMPANY | MARTINSBURG | 589 |
| 27 | WVD065632424 | STERLING PLUMING GROUP,INC | MORGANTOWN | 572 |
| 28 | WVD981738909 | AMERICAN WOODMARK CORPORATION | MOOREFIELD | 536 |
| 29 | WVD056795842 | BF GOODRICH | UNION | 508 |
| 30 | WVD000737387 | SAFETY KLEEN CORP 4-075-02-OLD | NITRO | 494 |
| 31 | WVD039990965 | FLEXSYS AMERICA L.P. | NITRO | 449 |
| 32 | WVD061769592 | ANCHOR HOCKING PKG. CO. | WEIRTON | 430 |
| 33 | WVP000005941 | COLUMBIA GAS TRANS. CORP. - MOOREFIELD | MOOREFIELD | 422 |
| 34 | WVD003095536 | 3M COMPANY/MIDDLEWAY PLANT | KEARNEYSVILLE | 408 |
| 35 | WVD005005087 | FMC CORPORATION | NITRO | 386 |
| 36 | WVD060682291 | UNION CARBIDE CORP, TECHNICAL CENTER | SOUTH CHARLESTON | 284 |
| 37 | WVD004336343 | PPG INDUSTRIES, INC; NATRIUM PLANT | NEW MARTINSVILLE | 264 |
| 38 | WVD057634776 | QUAKER STATE CORP., CONGO PLANT | NEWELL | 253 |
| 39 | WVP000006106 | CLAUDE PROFITT-HAZARDOUS WASTE SITE | OCEANA | 251 |
| 40 | WVD088911854 | GENERAL ELECTRIC COMPANY | WASHINGTON | 214 |
| 41 | WVD041517830 | US CAN CO | WEIRTON | 214 |
| 42 | WVD981730757 | AC&S, INC. | NITRO | 193 |
| 43 | WVD980552384 | GE SPECIALTY CHEMICALS, INC.-NORTH PLANT | MORGANTOWN | 188 |
| 44 | WVD000068601 | BASF CORP., HUNTINGTON WORKS | HUNTINGTON | 164 |
| 45 | WVD041952714 | DUPONT, POTOMAC RIVER WORKS | FALLING WATERS | 145 |
| 46 | WVD003062650 | MAYTAG | RANSON | 140 |
| 47 | WVD009708702 | AKZO NOBEL CHEMICALS, INC. | GALLIPOLIS FERRY | 131 |
| 48 | WVD000650903 | HEINZ PET PRODUCTS | WEIRTON | 123 |
| 49 | WVD005004528 | OWENS BROCKWAY - PLANT # 2 | HUNTINGTON | 122 |
| 50 | WVD004336749 | KOPPERS INDUSTRIES, INC. | FOLLANSBEE | 118 |
| TOTAL | | | | 81,626 |

NOTE: COLUMNS MAY NOT SUM DUE TO ROUNDING.
STATE MAY HAVE FEWER THAN FIFTY SHIPPERS.

# WEST VIRGINIA

## 1995 WASTE RECEIPTS

16 NUMBER OF RCRA HAZARDOUS WASTE RECEIVERS: 10

17 QUANITIY OF RCRA HAZARDOUS WASTE RECEIVED: 11,057 TONS

18 FIFTY LARGEST RCRA HAZARDOUS WASTE RECEIVERS, 1995

| RANK | EPA ID | SITE NAME | CITY | QUANTITY RECEIVED (TONS) |
|---|---|---|---|---|
| 1 | WVD005005509 | RHONE-POULENC INSTITUTE PLANT | INSTITUTE | 7,365 |
| 2 | WVD056866312 | MILES INC | NEW MARTINSVILLE | 1,795 |
| 3 | WVD981034101 | SAFETY-KLEEN CORPORATION | WHEELING | 934 |
| 4 | WVD076826015 | INCO ALLOYS INTERNATIONAL, INC. | HUNTINGTON | 515 |
| 5 | WVD000737387 | SAFETY KLEEN CORP 4-075-02-OLD | NITRO | 344 |
| 6 | WVD005005483 | UNION CARBIDE S. CHARLESTON PLANT | SOUTH CHARLESTON | 52 |
| 7 | WVD980552384 | GE SPECIALTY CHEMICALS, INC.-NORTH PLANT | MORGANTOWN | 50 |
| 8 | WVD981107600 | CARBON REGENERATION, INC. | MORGANTOWN | 1 |
| 9 | WVD060682291 | UNION CARBIDE CORP, TECHNICAL CENTER | SOUTH CHARLESTON | 1 |
| 10 | WVD045875291 | DUPONT WASHINGTON WORKS | WASHINGTON | 0 |
| TOTAL | | | | 11,057 |

NOTE: COLUMNS MAY NOT SUM DUE TO ROUNDING.
STATE MAY HAVE FEWER THAN FIFTY FACILITIES THAT RECEIVED WASTE.

## WEST VIRGINIA

### 1995 WASTE RECEIPTS, CONTINUED

19 QUANTITY OF RCRA HAZARDOUS WASTE MANAGED, BY MANGEMENT METHOD, LIMITED TO WASTE RECEIVED FROM OFFSITE, 1995

| MANAGEMENT METHOD | SYSTEM TYPE CODE | QUANTITY MANAGED (TONS) | PERCENTAGE OF QUANTITY | NUMBER OF FACILITIES | PERCENTAGE OF FACILITIES |
|---|---|---|---|---|---|
| METALS RECOVERY (FOR REUSE) | M011-M019 | 369 | 3.8 | 1 | 20.0 |
| INCINERATION | M041-M049 | 19 | .2 | 1 | 20.0 |
| ENERGY RECOVERY (REUSE AS FUEL) | M051-M059 | 1,827 | 18.8 | 2 | 40.0 |
| AQUEOUS INORGANIC TREATMENT | M071-M079 | 135 | 1.4 | 1 | 20.0 |
| AQUEOUS ORGANIC TREATMENT | M081-M089 | 7,366 | 75.8 | 2 | 40.0 |
| TOTAL | | 9,716 | 100.0 | 5 | |

20 MANAGEMENT METHOD, BY QUANTITY OF RCRA HAZARDOUS WASTE MANAGED, LIMITED TO WASTE RECEIVED FROM OFFSITE, 1995

| MANAGEMENT METHOD | SYSTEM TYPE CODE | QUANTITY MANAGED (TONS) | PERCENTAGE OF QUANTITY | NUMBER OF FACILITIES | PERCENTAGE OF FACILITIES |
|---|---|---|---|---|---|
| AQUEOUS ORGANIC TREATMENT | M081-M089 | 7,366 | 75.8 | 2 | 40.0 |
| ENERGY RECOVERY (REUSE AS FUEL) | M051-M059 | 1,827 | 18.8 | 2 | 40.0 |
| METALS RECOVERY (FOR REUSE) | M011-M019 | 369 | 3.8 | 1 | 20.0 |
| AQUEOUS INORGANIC TREATMENT | M071-M079 | 135 | 1.4 | 1 | 20.0 |
| INCINERATION | M041-M049 | 19 | .2 | 1 | 20.0 |
| TOTAL | | 9,716 | 100.0 | 5 | |

NOTE: QUANTITY MANAGED ONLY BY STORAGE IS EXCLUDED.
FACILITIES WITH ONLY STORAGE UNITS ARE EXCLUDED.
COLUMNS MAY NOT SUM DUE TO ROUNDING.
COLUMNS MAY NOT SUM TO TOTAL BECAUSE FACILITIES MAY HAVE MULTIPLE HANDLING METHODS.

# WEST VIRGINIA

## 1995 WASTE RECEIPTS, CONTINUED

21 MANAGEMENT METHOD AND QUANTITY OF RCRA HAZARDOUS WASTE MANAGED, BY NUMBER OF FACILITIES, LIMITED TO WASTE RECEIVED FROM OFF SITE, 1995

| MANAGEMENT METHOD | SYSTEM TYPE CODE | QUANTITY MANAGED (TONS) | PERCENTAGE OF QUANTITY | NUMBER OF FACILITIES | PERCENTAGE OF FACILITIES |
|---|---|---|---|---|---|
| ENERGY RECOVERY (REUSE AS FUEL) | M051-M059 | 1,827 | 18.8 | 2 | 40.0 |
| AQUEOUS ORGANIC TREATMENT | M081-M089 | 7,366 | 75.8 | 2 | 40.0 |
| METALS RECOVERY (FOR REUSE) | M011-M019 | 369 | 3.8 | 1 | 20.0 |
| INCINERATION | M041-M049 | 19 | .2 | 1 | 20.0 |
| AQUEOUS INORGANIC TREATMENT | M071-M079 | 135 | 1.4 | 1 | 20.0 |
| TOTAL | | 9,716 | 100.0 | 5 | |

NOTE: QUANTITY MANAGED ONLY BY STORAGE IS EXCLUDED.
FACILITIES WITH ONLY STORAGE UNITS ARE EXCLUDED.
COLUMNS MAY NOT SUM DUE TO ROUNDING.
COLUMNS MAY NOT SUM TO TOTAL BECAUSE FACILITIES MAY HAVE MULTIPLE HANDLING METHODS.

## WEST VIRGINIA

### 1995 IMPORTS AND EXPORTS

| | | | |
|---|---|---|---|
| 22 | QUANTITY OF RCRA HAZARDOUS WASTE IMPORTED: | 2,881 | TONS |
| 23 | QUANTITY OF RCRA HAZARDOUS WASTE EXPORTED: | 73,137 | TONS |

# WISCONSIN

## 1995 WASTE GENERATION

1 NUMBER OF RCRA LARGE QUANTITY GENERATORS (LQGS): 432

2 QUANTITY OF RCRA HAZARDOUS WASTE GENERATED: 404,659

3 FIFTY LARGEST RCRA HAZARDOUS WASTE GENERATORS IN THE STATE, 1995

| RANK | EPA ID | SITE NAME | CITY | TOTAL GENERATED (TONS) |
|---|---|---|---|---|
| 1 | WID066874207 | STRATTEC SECURITY CORP | GLENDALE | 144,838 |
| 2 | WIT560010746 | PROFESSIONAL PLATING | BRILLION | 65,596 |
| 3 | WID098547854 | METRO RECYCLING AND DISPOSAL FACILITY | FRANKLIN | 48,124 |
| 4 | WID000808568 | W M W I - OMEGA HILLS | GERMANTOWN | 34,367 |
| 5 | WID073830028 | BRUNSWICK INC MERCURY MARINE DIV PLANT# | FOND DU LAC | 18,534 |
| 6 | WID053091005 | PHILLIPS PLATING CORP | PHILLIPS | 15,706 |
| 7 | WID098550437 | SPRINGS WINDOW FASHIONS | MIDDLETON | 10,764 |
| 8 | WID028877074 | CHARTER STEEL | SAUKVILLE | 8,877 |
| 9 | WID006070320 | WELLS MFG CORP | FOND DU LAC | 6,145 |
| 10 | WID980570055 | TRENT TUBE DIV | EAST TROY | 5,527 |
| 11 | WID006091425 | S C JOHNSON & SON INC | MOUNT PLEASANT | 4,155 |
| 12 | WID023350192 | MILSOLV CORP | MENOMONEE FALLS | 4,053 |
| 13 | WID980615439 | COOK COMPOSITES & POLYMERS CO | SAUKVILLE | 3,325 |
| 14 | WID006089189 | MACWHYTE CO | KENOSHA | 2,331 |
| 15 | WID096344056 | U S CHROME CORP | FOND DU LAC | 1,835 |
| 16 | WID980898266 | SPECIALTYCHEM PRODUCTS CORP | MARINETTE | 1,320 |
| 17 | WID006102545 | JOHN DEERE HORICON MANUFACTURING OPTNS | HORICON | 1,296 |
| 18 | WID063378871 | K-C AVIATION INC | APPLETON | 1,052 |
| 19 | WIR000001362 | KOCH REFINING CO | ELEVA | 1,023 |
| 20 | WID006096192 | ACME GALVANIZING INC | MILWAUKEE | 920 |
| 21 | WID050549039 | INX INTERNATIONAL INK CO | APPLETON | 826 |
| 22 | WID988575452 | RUST-OLEUM PLEASANT PRAIRIE | PLEASANT PRAIRIE | 808 |
| 23 | WID006183826 | NORTHERN ENGRAVING CORPORATION | SPARTA | 761 |
| 24 | WID006112478 | HOLTON FRANK & CO INC | ELKHORN | 755 |
| 25 | WID000713461 | ALDRICH CHEMICAL CO INC | SHEBOYGAN FALLS | 729 |
| 26 | WID006116529 | TECUMSEH PRODUCTS CO INC | NEW HOLSTEIN | 715 |
| 27 | WID000808147 | ALDRICH CHEMICAL CO STORAGE | MILWAUKEE | 670 |
| 28 | WID001781186 | INDUSTRIAL TOWEL & UNIFORM INC | NEW BERLIN | 667 |
| 29 | WID006121347 | GENERAL ELECTRIC CO APPLIANCES | MILWAUKEE | 650 |
| 30 | WID982204802 | WAULECO INC | WAUSAU | 573 |
| 31 | WIT560011595 | CURWOOD INC BEMIS FILMS | OSHKOSH | 509 |
| 32 | WID000711077 | PHO-TRONICS INC | MILWAUKEE | 462 |
| 33 | WID023394158 | HENTZEN COATINGS INC | MILWAUKEE | 456 |
| 34 | WID982204968 | MILWAUKEE VALVE CO INC | PRAIRIE DU SAC | 416 |
| 35 | WID006103766 | SHEBOYGAN PAINT COMPANY | SHEBOYGAN | 403 |
| 36 | WID988573648 | ENVIRONMENTAL GUARDIAN INC | GERMANTOWN | 367 |
| 37 | WID006144737 | CURWOOD INC | NEW LONDON | 345 |
| 38 | WID006085401 | LADISH CO INC | CUDAHY | 340 |
| 39 | WID980826176 | APOGEE WAUSAU GROUP INC., LINETEC DIV. | WAUSAU | 297 |
| 40 | WI0000230698 | SUNDANCE PHOTO INC | JACKSON | 295 |
| 41 | WID006081954 | AMPCO METAL MFG INC | MILWAUKEE | 290 |
| 42 | WID006095038 | OILGEAR CO | MILWAUKEE | 275 |
| 43 | WID982071466 | KOCH REFINING CO | MILWAUKEE | 271 |
| 44 | WID006119978 | AMERICAN NATIONAL CAN CO (PPMW) | MENASHA | 247 |
| 45 | WID060446499 | AMERICAN PACKAGING CORPORATION | COLUMBUS | 235 |
| 46 | WID000821702 | MARATHON OIL CO | MILWAUKEE | 234 |
| 47 | WID980570550 | AE GOETZ MANITOWOC | MANITOWOC | 230 |
| 48 | WID006179493 | KOPPERS INDUSTRIES INC | SUPERIOR TOWNSHIP | 222 |
| 49 | WID981091531 | QUAD GRAPHICS INC | LOMIRA | 213 |
| 50 | WID054102819 | KLEIN METAL FINISHING INC | MILWAUKEE | 208 |
| TOTAL | | | | 393,256 |

NOTE: STATE MAY HAVE FEWER THAN FIFTY GENERATORS.

## WISCONSIN

### 1995 WASTE GENERATION, CONTINUED

4 QUANTITIES OF WASTE GENERATED IN 1995 THAT WERE

- REPORTED WITH ONLY CHARACTERISTIC WASTE CODES
- REPORTED WITH ONLY LISTED WASTE CODES
- REPORTED WITH BOTH CHARACTERISTIC AND LISTED WASTE CODES

| WASTE HAS ONLY CHARACTERISTIC CODES | TONS OF WASTE GENERATED | WASTE HAS ONLY LISTED CODES | TONS OF WASTE GENERATED | WASTE HAS BOTH CHARACTERISTIC AND LISTED CODES | TONS OF WASTE GENERATED |
|---|---|---|---|---|---|
| ONLY IGNITABLE | 10,759 | ONLY AN F CODE | 125,891 | | |
| ONLY CORROSIVE | 6,000 | ONLY A K CODE | 16,340 | | |
| ONLY REACTIVE | 115 | ONLY A P CODE | 23 | | |
| ONLY D004-17 | 242,618 | ONLY A U CODE | 51 | | |
| ONLY D018-43 | 2,829 | | | | |
| HAS MORE THAN ONE CHARACTERISTIC CODE | 0 | HAS MORE THAN ONE LISTED CODE | 0 | | |
| TOTAL | 262,320 | TOTAL | 142,305 | TOTAL CHAR. AND LISTED | 0 |

5 QUANTITIES OF WASTE GENERATED IN 1995 THAT WERE MULTIPLY CODED

| WASTE HAS ONLY CHARACTERISTIC CODES BUT MORE THAN ONE APPLIES | TONS OF WASTE GENERATED | ONLY LISTED CODES BUT HAS MORE THAN ONE | TONS OF WASTE GENERATED | BOTH CHAR. & LISTED CODES | TONS OF WASTE GENERATE |
|---|---|---|---|---|---|
| HAS IGNITABLE CODE | 0 | | | IGN. W/ AT LEAST 1 LSTD | |
| HAS CORROSIVE CODE | 0 | | | CORR. W/ AT LEAST 1 LSTD | |
| HAS REACTIVE CODE | 0 | | | REACT. W/ AT LEAST 1 LSTD | |
| HAS D004-D017 CODE | 0 | | | D004-17 W/ AT LEAST 1 LSTD | |
| HAS D018-D043 CODE | 0 | | | D018-43 W/ AT LEAST 1 LSTD | |
| | | HAS AN F CODE | 0 | F WASTE W/ AT LEAST 1 CHAR | |
| | | HAS A K CODE | 0 | K WASTE W/ AT LEAST 1 CHAR | |
| | | HAS A P CODE | 0 | P WASTE W/ AT LEAST 1 CHAR | |
| | | HAS A U CODE | 0 | U WASTE W/ AT LEAST 1 CHAR | |
| TOTAL | 0 | TOTAL | 0 | TOTAL | |

NOTE: COLUMNS DO NOT SUM TO TOTAL BECAUSE A WASTE CODE MAY APPLY TO MORE THAN ONE WASTE.
MIXTURES WITH IGNITABLE, CORROSIVE, REACTIVE, D004-17, AND D018-43 CHARACTERISTIC CODES ALSO MAY CONTAIN OTHER CHARACTERISTIC WASTE CODES.
SIMILARLY, WASTES WITH F,K,P, AND U LISTED CODES MAY HAVE OTHER LISTED WASTE CODES.

# WISCONSIN

## 1995 WASTE MANAGEMENT

6 NUMBER OF RCRA TSD FACILITIES: 20

7 QUANITY OF RCRA HAZARDOUS WASTE MANAGED: 5,159 TONS

8 FIFTY LARGEST RCRA HAZARDOUS WASTE MANAGEMENT FACILITIES, 1995

| RANK | EPA ID | SITE NAME | CITY | TONS OF WASTE MANAGED |
|---|---|---|---|---|
| 1 | WID980615439 | COOK COMPOSITES & POLYMERS CO | SAUKVILLE | 3,290 |
| 2 | WID096344056 | U S CHROME CORP | FOND DU LAC | 1,793 |
| 3 | WID000808501 | WISCONSIN PUBLIC SERVICE CORP | GREEN BAY | 76 |
| 4 | WI3210020563 | U S ARMY GARRISON FORT MCCOY | SPARTA | 0 |
| 5 | WID006142061 | OMC TRADE WINDS STORAGE | MANAWA | 0 |
| 6 | WID023350192 | MILSOLV CORP | MENOMONEE FALLS | 0 |
| 7 | WID073830028 | BRUNSWICK INC MERCURY MARINE DIV PLANT# | FOND DU LAC | 0 |
| 8 | WID086686003 | GENERAL ELECTRIC MEDICAL SYSTEMS | WEST MILWAUKEE | 0 |
| TOTAL | | | | 5,159 |

NOTE: COLUMNS MAY NOT SUM DUE TO ROUNDING.
STATE MAY HAVE FEWER THAN FIFTY FACILITIES THAT MANAGED WASTE.
QUANTITY MANAGED ONLY BY STORAGE IS EXCLUDED.

## WISCONSIN

### 1995 WASTE MANAGEMENT, CONTINUED

9 QUANTITY OF RCRA HAZARDOUS WASTE MANAGED BY MANAGEMENT METHOD, 1995

| MANAGEMENT METHOD | SYSTEM TYPE CODE | QUANTITY MANAGED (TONS) | PERCENTAGE OF QUANTITY | NUMBER OF FACILITIES | PERCENTAGE OF FACILITIES |
|---|---|---|---|---|---|
| INCINERATION | M041-M049 | 3,290 | 63.8 | 1 | 25.0 |
| AQUEOUS INORGANIC TREATMENT | M071-M079 | 1,869 | 36.2 | 2 | 50.0 |
| OTHER TREATMENT | M121-M129 | 0 | .0 | 1 | 25.0 |
| TOTAL | | 5,159 | 100.0 | 4 | |

10 MANAGEMENT METHOD, BY QUANTITY OF RCRA HAZARDOUS WASTE MANAGED, 1995

| MANAGEMENT METHOD | SYSTEM TYPE CODE | QUANTITY MANAGED (TONS) | PERCENTAGE OF QUANTITY | NUMBER OF FACILITIES | PERCENTAGE OF FACILITIES |
|---|---|---|---|---|---|
| INCINERATION | M041-M049 | 3,290 | 63.8 | 1 | 25.0 |
| AQUEOUS INORGANIC TREATMENT | M071-M079 | 1,869 | 36.2 | 2 | 50.0 |
| OTHER TREATMENT | M121-M129 | 0 | .0 | 1 | 25.0 |
| TOTAL | | 5,159 | 100.0 | 4 | |

NOTE: QUANTITY MANAGED ONLY BY STORAGE IS EXCLUDED.
FACILITIES WITH ONLY STORAGE UNITS ARE EXCLUDED.
COLUMNS MAY NOT SUM DUE TO ROUNDING.
COLUMNS MAY NOT SUM TO TOTAL BECAUSE FACILITIES MAY HAVE MULTIPLE HANDLING METHODS.

# WISCONSIN

## 1995 WASTE MANAGEMENT, CONTINUED

11 MANAGEMENT METHOD AND QUANTITY OF RCRA HAZARDOUS WASTE MANAGED BY NUMBER OF FACILITIES, 1995

| MANAGEMENT METHOD | SYSTEM TYPE CODE | QUANTITY MANAGED (TONS) | PERCENTAGE OF QUANTITY | NUMBER OF FACILITIES | PERCENTAGE OF FACILITIES |
|---|---|---|---|---|---|
| AQUEOUS INORGANIC TREATMENT | M071-M079 | 1,869 | 36.2 | 2 | 50.0 |
| INCINERATION | M041-M049 | 3,290 | 63.8 | 1 | 25.0 |
| OTHER TREATMENT | M121-M129 | 0 | .0 | 1 | 25.0 |
| TOTAL | | 5,159 | 100.0 | 4 | |

NOTE: QUANTITY MANAGED ONLY BY STORAGE IS EXCLUDED.
FACILITIES WITH ONLY STORAGE UNITS ARE EXCLUDED.
COLUMNS MAY NOT SUM DUE TO ROUNDING.
COLUMNS MAY NOT SUM TO TOTAL BECAUSE FACILITIES MAY HAVE MULTIPLE HANDLING METHODS.

12 QUANTITY AND PERCENTAGE OF RCRA HAZARDOUS WASTEWATER AND NON-WASTEWATER MANAGED IN 1995

| MANAGEMENT TYPE | TONS MANAGED | PERCENTAGE |
|---|---|---|
| WASTEWATER | 4,175 | 80.9 |
| NON-WASTEWATER | 985 | 19.1 |
| TOTAL | 5,159 | 100.0 |

## WISCONSIN

### 1995 WASTE SHIPMENTS

13 NUMBER OF RCRA HAZARDOUS WASTE SHIPPERS: 420

14 QUANITIY OF RCRA HAZARDOUS WASTE SHIPPED: 101,415 TONS

15 FIFTY LARGEST RCRA HAZARDOUS WASTE SHIPPERS, 1995

| RANK | EPA ID | SITE NAME | CITY | QUANTITY SHIPPED (TONS) |
|---|---|---|---|---|
| 1 | WID098547854 | METRO RECYCLING AND DISPOSAL FACILITY | FRANKLIN | 48,124 |
| 2 | WID028877074 | CHARTER STEEL | SAUKVILLE | 7,581 |
| 3 | WID006096192 | ACME GALVANIZING INC | MILWAUKEE | 5,987 |
| 4 | WID006091425 | S C JOHNSON & SON INC | MOUNT PLEASANT | 3,315 |
| 5 | WID006089189 | MACWHYTE CO | KENOSHA | 2,331 |
| 6 | WID006112478 | HOLTON FRANK & CO INC | ELKHORN | 1,488 |
| 7 | WID980898266 | SPECIALTYCHEM PRODUCTS CORP | MARINETTE | 1,370 |
| 8 | WID006102545 | JOHN DEERE HORICON MANUFACTURING OPTNS | HORICON | 1,285 |
| 9 | WID023350192 | MILSOLV CORP | MENOMONEE FALLS | 1,241 |
| 10 | WID981097769 | SAFETY-KLEEN CORP - WAUKESHA | WAUKESHA | 1,133 |
| 11 | WID063378871 | K-C AVIATION INC | APPLETON | 1,052 |
| 12 | WIR000001362 | KOCH REFINING CO | ELEVA | 1,023 |
| 13 | WID050549039 | INX INTERNATIONAL INK CO | APPLETON | 826 |
| 14 | WID988575452 | RUST-OLEUM PLEASANT PRAIRIE | PLEASANT PRAIRIE | 808 |
| 15 | WID000713461 | ALDRICH CHEMICAL CO INC | SHEBOYGAN FALLS | 729 |
| 16 | WID073830028 | BRUNSWICK INC MERCURY MARINE DIV PLANT# | FOND DU LAC | 706 |
| 17 | WID980896633 | SAFETY-KLEEN CORP - MADISON | MADISON | 694 |
| 18 | WID000808147 | ALDRICH CHEMICAL CO STORAGE | MILWAUKEE | 684 |
| 19 | WID006121347 | GENERAL ELECTRIC CO APPLIANCES | MILWAUKEE | 650 |
| 20 | WID001781186 | INDUSTRIAL TOWEL & UNIFORM INC | NEW BERLIN | 636 |
| 21 | WID006116529 | TECUMSEH PRODUCTS CO INC | NEW HOLSTEIN | 576 |
| 22 | WID982204802 | WAULECO INC | WAUSAU | 573 |
| 23 | WIT560011595 | CURWOOD INC BEMIS FILMS | OSHKOSH | 497 |
| 24 | WID000711077 | PHO-TRONICS INC | MILWAUKEE | 462 |
| 25 | WID023394158 | HENTZEN COATINGS INC | MILWAUKEE | 456 |
| 26 | WID982204968 | MILWAUKEE VALVE CO INC | PRAIRIE DU SAC | 416 |
| 27 | WID054102819 | KLEIN METAL FINISHING INC | MILWAUKEE | 415 |
| 28 | WID006103766 | SHEBOYGAN PAINT COMPANY | SHEBOYGAN | 403 |
| 29 | WID980896641 | SAFETY-KLEEN CORP - LACROSSE | LA CROSSE | 383 |
| 30 | WID006144737 | CURWOOD INC | NEW LONDON | 331 |
| 31 | WID988573648 | ENVIRONMENTAL GUARDIAN INC | GERMANTOWN | 313 |
| 32 | WIT560010076 | E F BREWER CO | MENOMONEE FALLS | 312 |
| 33 | WID000230698 | SUNDANCE PHOTO INC | JACKSON | 295 |
| 34 | WID980570055 | TRENT TUBE DIV | EAST TROY | 290 |
| 35 | WID006081954 | AMPCO METAL MFG INC | MILWAUKEE | 290 |
| 36 | WID006095038 | OILGEAR CO | MILWAUKEE | 275 |
| 37 | WID982071466 | KOCH REFINING CO | MILWAUKEE | 271 |
| 38 | WID060446499 | AMERICAN PACKAGING CORPORATION | COLUMBUS | 235 |
| 39 | WID001780139 | HARLEY-DAVIDSON MOTOR COMPANY | TOMAHAWK | 233 |
| 40 | WID980570550 | AE GOETZ MANITOWOC | MANITOWOC | 230 |
| 41 | WID006179493 | KOPPERS INDUSTRIES INC | SUPERIOR TOWNSHIP | 222 |
| 42 | WID981091531 | QUAD GRAPHICS INC | LOMIRA | 213 |
| 43 | WID066874207 | STRATTEC SECURITY CORP | GLENDALE | 213 |
| 44 | WID000713115 | KOHLER CO GENERATOR DIV | SHEBOYGAN | 207 |
| 45 | WID980826176 | APOGEE WAUSAU GROUP INC., LINETEC DIV. | WAUSAU | 199 |
| 46 | WID006085401 | LADISH CO INC | CUDAHY | 187 |
| 47 | WID006072078 | BEMIS MFG CO | SHEBOYGAN FALLS | 184 |
| 48 | WID006069504 | NATIONAL RIVET & MFG CO | WAUPUN | 174 |
| 49 | WID006129522 | KRUEGER INTERNATIONAL | GREEN BAY | 168 |
| 50 | WID006119978 | AMERICAN NATIONAL CAN CO (PPMW) | MENASHA | 162 |
| TOTAL | | | | 90,849 |

NOTE: COLUMNS MAY NOT SUM DUE TO ROUNDING.
STATE MAY HAVE FEWER THAN FIFTY SHIPPERS.

# WISCONSIN

## 1995 WASTE RECEIPTS

16 NUMBER OF RCRA HAZARDOUS WASTE RECEIVERS: 6

17 QUANITIY OF RCRA HAZARDOUS WASTE RECEIVED: 1,926 TONS

18 FIFTY LARGEST RCRA HAZARDOUS WASTE RECEIVERS, 1995

| RANK | EPA ID | SITE NAME | CITY | QUANTITY RECEIVED (TONS) |
|---|---|---|---|---|
| 1 | WID981097769 | SAFETY-KLEEN CORP - WAUKESHA | WAUKESHA | 1,008 |
| 2 | WID980896633 | SAFETY-KLEEN CORP - MADISON | MADISON | 589 |
| 3 | WID980896641 | SAFETY-KLEEN CORP - LACROSSE | LA CROSSE | 300 |
| 4 | WID980615439 | COOK COMPOSITES & POLYMERS CO | SAUKVILLE | 23 |
| 5 | WID006091425 | S C JOHNSON & SON INC | MOUNT PLEASANT | 6 |
| 6 | WI3210020563 | U S ARMY GARRISON FORT MCCOY | SPARTA | 0 |
| TOTAL | | | | 1,926 |

NOTE: COLUMNS MAY NOT SUM DUE TO ROUNDING.
STATE MAY HAVE FEWER THAN FIFTY FACILITIES THAT RECEIVED WASTE.

## WISCONSIN

### 1995 WASTE RECEIPTS, CONTINUED

19 QUANTITY OF RCRA HAZARDOUS WASTE MANAGED, BY MANGEMENT METHOD, LIMITED TO WASTE RECEIVED FROM OFFSITE, 1995

| MANAGEMENT METHOD | SYSTEM TYPE CODE | QUANTITY MANAGED (TONS) | PERCENTAGE OF QUANTITY | NUMBER OF FACILITIES | PERCENTAGE OF FACILITIES |
|---|---|---|---|---|---|
| INCINERATION | M041-M049 | 23 | 100.0 | 1 | 50.0 |
| OTHER TREATMENT | M121-M129 | 0 | .0 | 1 | 50.0 |
| TOTAL | | 23 | 100.0 | 2 | |

20 MANAGEMENT METHOD, BY QUANTITY OF RCRA HAZARDOUS WASTE MANAGED, LIMITED TO WASTE RECEIVED FROM OFFSITE, 1995

| MANAGEMENT METHOD | SYSTEM TYPE CODE | QUANTITY MANAGED (TONS) | PERCENTAGE OF QUANTITY | NUMBER OF FACILITIES | PERCENTAGE OF FACILITIES |
|---|---|---|---|---|---|
| INCINERATION | M041-M049 | 23 | 100.0 | 1 | 50.0 |
| OTHER TREATMENT | M121-M129 | 0 | .0 | 1 | 50.0 |
| TOTAL | | 23 | 100.0 | 2 | |

NOTE: QUANTITY MANAGED ONLY BY STORAGE IS EXCLUDED.
FACILITIES WITH ONLY STORAGE UNITS ARE EXCLUDED.
COLUMNS MAY NOT SUM DUE TO ROUNDING.
COLUMNS MAY NOT SUM TO TOTAL BECAUSE FACILITIES MAY HAVE MULTIPLE HANDLING METHODS.

# WISCONSIN

## 1995 WASTE RECEIPTS, CONTINUED

21 MANAGEMENT METHOD AND QUANTITY OF RCRA HAZARDOUS WASTE MANAGED, BY NUMBER OF FACILITIES, LIMITED TO WASTE RECEIVED FROM OFF SITE, 1995

| MANAGEMENT METHOD | SYSTEM TYPE CODE | QUANTITY MANAGED (TONS) | PERCENTAGE OF QUANTITY | NUMBER OF FACILITIES | PERCENTAGE OF FACILITIES |
|---|---|---|---|---|---|
| INCINERATION | M041-M049 | 23 | 100.0 | 1 | 50.0 |
| OTHER TREATMENT | M121-M129 | 0 | .0 | 1 | 50.0 |
| TOTAL | | 23 | 100.0 | 2 | |

NOTE: QUANTITY MANAGED ONLY BY STORAGE IS EXCLUDED.
FACILITIES WITH ONLY STORAGE UNITS ARE EXCLUDED.
COLUMNS MAY NOT SUM DUE TO ROUNDING.
COLUMNS MAY NOT SUM TO TOTAL BECAUSE FACILITIES MAY HAVE MULTIPLE HANDLING METHODS.

## WISCONSIN

### 1995 IMPORTS AND EXPORTS

| | | | |
|---|---|---|---|
| 22 | QUANTITY OF RCRA HAZARDOUS WASTE IMPORTED: | 89 | TONS |
| 23 | QUANTITY OF RCRA HAZARDOUS WASTE EXPORTED: | 32,112 | TONS |

# WYOMING

## 1995 WASTE GENERATION

1 NUMBER OF RCRA LARGE QUANTITY GENERATORS (LQGS): 17

2 QUANTITY OF RCRA HAZARDOUS WASTE GENERATED: 1,972,177

3 FIFTY LARGEST RCRA HAZARDOUS WASTE GENERATORS IN THE STATE, 1995

| RANK | EPA ID | SITE NAME | CITY | TOTAL GENERATED (TONS) |
|---|---|---|---|---|
| 1 | WYD079959185 | SINCLAIR OIL CORPORATION | SINCLAIR | 1,315,106 |
| 2 | WYD048743009 | LITTLE AMERICA REFINING CO | CASPER | 655,450 |
| 3 | WYD088677943 | TEXACO REFININF & MARKETING INC | EVANSTON | 1,008 |
| 4 | WYD061112470 | UNION PACIFIC RR TIMBER TREATING PLANT | LARAMIE | 242 |
| 5 | WYD988874673 | UNION PACIFIC RAILROAD | CHEYENNE | 125 |
| 6 | WYD051843613 | FRONTIER REFINING INC | CHEYENNE | 87 |
| 7 | WY5571924179 | FRANCIS E WARREN AFB | CHEYENNE | 43 |
| 8 | WYD007064447 | AMOCO OIL CO FORMER CASPER REF | CASPER | 32 |
| 9 | WYD000776617 | WILLIAMS FIELD SERVICES - OPAL PLANT | OPAL | 21 |
| 10 | WYD000712687 | NALCO/EXXON ENERGY CHEMICALS | EVANSVILLE | 19 |
| 11 | WYD043705102 | NEWCASTLE REFINERY | NEWCASTLE | 19 |
| 12 | WYT000010603 | UNIVERSITY OF WYOMING | LARAMIE | 9 |
| 13 | WYD120371810 | UNION PACIFIC RAILROAD YARD | CHEYENNE | 5 |
| 14 | WYD098805948 | UNION PACIFIC RAILROAD | GREENRIVER | 4 |
| 15 | WYD080372154 | KENNECOTT URANIUM COMPANY | RAWLINS | 4 |
| 16 | WYD981542228 | CHEYENNE LIGHT FUEL & POWER | CHEYENNE | 3 |
| 17 | WY0988874210 | WESTERN GAS RES. INC, KITTY GAS PLANT | GILLETTE | 1 |
| TOTAL | | | | 1,972,177 |

NOTE: STATE MAY HAVE FEWER THAN FIFTY GENERATORS.

## WYOMING

### 1995 WASTE GENERATION, CONTINUED

4 QUANTITIES OF WASTE GENERATED IN 1995 THAT WERE

- REPORTED WITH ONLY CHARACTERISTIC WASTE CODES
- REPORTED WITH ONLY LISTED WASTE CODES
- REPORTED WITH BOTH CHARACTERISTIC AND LISTED WASTE CODES

| WASTE HAS ONLY CHARACTERISTIC CODES | TONS OF WASTE GENERATED | WASTE HAS ONLY LISTED CODES | TONS OF WASTE GENERATED | WASTE HAS BOTH CHARACTERISTIC AND LISTED CODES | TONS OF WASTE GENERATED |
|---|---|---|---|---|---|
| ONLY IGNITABLE | 638 | ONLY AN F CODE | 41 | | |
| ONLY CORROSIVE | 7 | ONLY A K CODE | 251 | | |
| ONLY REACTIVE | 58 | ONLY A P CODE | 0 | | |
| ONLY D004-17 | 47 | ONLY A U CODE | 126 | | |
| ONLY D018-43 | 1,970,863 | | | | |
| HAS MORE THAN ONE CHARACTERISTIC CODE | 45 | HAS MORE THAN ONE LISTED CODE | 94 | | |
| TOTAL | 1,971,656 | TOTAL | 511 | TOTAL CHAR. AND LISTED | 9 |

5 QUANTITIES OF WASTE GENERATED IN 1995 THAT WERE MULTIPLY CODED

| WASTE HAS ONLY CHARACTERISTIC CODES BUT MORE THAN ONE APPLIES | TONS OF WASTE GENERATED | ONLY LISTED CODES BUT HAS MORE THAN ONE | TONS OF WASTE GENERATED | BOTH CHAR. & LISTED CODES | TONS OF WASTE GENERATE |
|---|---|---|---|---|---|
| HAS IGNITABLE CODE | 43 | | | IGN. W/ AT LEAST 1 LSTD | |
| HAS CORROSIVE CODE | 2 | | | CORR. W/ AT LEAST 1 LSTD | |
| HAS REACTIVE CODE | 0 | | | REACT. W/ AT LEAST 1 LSTD | |
| HAS D004-D017 CODE | 23 | | | D004-17 W/ AT LEAST 1 LSTD | |
| HAS D018-D043 CODE | 42 | | | D018-43 W/ AT LEAST 1 LSTD | |
| | | HAS AN F CODE | 94 | F WASTE W/ AT LEAST 1 CHAR | |
| | | HAS A K CODE | 94 | K WASTE W/ AT LEAST 1 CHAR | |
| | | HAS A P CODE | 0 | P WASTE W/ AT LEAST 1 CHAR | |
| | | HAS A U CODE | 0 | U WASTE W/ AT LEAST 1 CHAR | |
| TOTAL | 45 | TOTAL | 94 | TOTAL | |

NOTE: COLUMNS DO NOT SUM TO TOTAL BECAUSE A WASTE CODE MAY APPLY TO MORE THAN ONE WASTE.
MIXTURES WITH IGNITABLE, CORROSIVE, REACTIVE, D004-17, AND D018-43 CHARACTERISTIC CODES ALSO MAY CONTAIN OTHER CHARACTERISTIC WASTE CODES.
SIMILARLY, WASTES WITH F,K,P, AND U LISTED CODES MAY HAVE OTHER LISTED WASTE CODES.

# WYOMING

## 1995 WASTE MANAGEMENT

6 NUMBER OF RCRA TSD FACILITIES: 5

7 QUANITY OF RCRA HAZARDOUS WASTE MANAGED: 1,970,452 TONS

8 FIFTY LARGEST RCRA HAZARDOUS WASTE MANAGEMENT FACILITIES, 1995

| RANK | EPA ID | SITE NAME | CITY | TONS OF WASTE MANAGED |
|---|---|---|---|---|
| 1 | WYD079959185 | SINCLAIR OIL CORPORATION | SINCLAIR | 1,315,096 |
| 2 | WYD048743009 | LITTLE AMERICA REFINING CO | CASPER | 655,356 |
| TOTAL | | | | 1,970,452 |

NOTE: COLUMNS MAY NOT SUM DUE TO ROUNDING.
STATE MAY HAVE FEWER THAN FIFTY FACILITIES THAT MANAGED WASTE.
QUANTITY MANAGED ONLY BY STORAGE IS EXCLUDED.

## WYOMING

### 1995 WASTE MANAGEMENT, CONTINUED

9 QUANTITY OF RCRA HAZARDOUS WASTE MANAGED BY MANAGEMENT METHOD, 1995

| MANAGEMENT METHOD | SYSTEM TYPE CODE | QUANTITY MANAGED (TONS) | PERCENTAGE OF QUANTITY | NUMBER OF FACILITIES | PERCENTAGE OF FACILITIES |
|---|---|---|---|---|---|
| AQUEOUS ORGANIC TREATMENT | M081-M089 | 1,970,452 | 100.0 | 2 | 100.0 |
| TOTAL | | 1,970,452 | 100.0 | 2 | |

10 MANAGEMENT METHOD, BY QUANTITY OF RCRA HAZARDOUS WASTE MANAGED, 1995

| MANAGEMENT METHOD | SYSTEM TYPE CODE | QUANTITY MANAGED (TONS) | PERCENTAGE OF QUANTITY | NUMBER OF FACILITIES | PERCENTAGE OF FACILITIES |
|---|---|---|---|---|---|
| AQUEOUS ORGANIC TREATMENT | M081-M089 | 1,970,452 | 100.0 | 2 | 100.0 |
| TOTAL | | 1,970,452 | 100.0 | 2 | |

NOTE: QUANTITY MANAGED ONLY BY STORAGE IS EXCLUDED.
FACILITIES WITH ONLY STORAGE UNITS ARE EXCLUDED.
COLUMNS MAY NOT SUM DUE TO ROUNDING.
COLUMNS MAY NOT SUM TO TOTAL BECAUSE FACILITIES MAY HAVE MULTIPLE HANDLING METHODS.

# WYOMING

## 1995 WASTE MANAGEMENT, CONTINUED

11 MANAGEMENT METHOD AND QUANTITY OF RCRA HAZARDOUS WASTE MANAGED BY NUMBER OF FACILITIES, 1995

| MANAGEMENT METHOD | SYSTEM TYPE CODE | QUANTITY MANAGED (TONS) | PERCENTAGE OF QUANTITY | NUMBER OF FACILITIES | PERCENTAGE OF FACILITIES |
|---|---|---|---|---|---|
| AQUEOUS ORGANIC TREATMENT | M081-M089 | 1,970,452 | 100.0 | 2 | 100.0 |
| TOTAL | | 1,970,452 | 100.0 | 2 | |

NOTE: QUANTITY MANAGED ONLY BY STORAGE IS EXCLUDED.
FACILITIES WITH ONLY STORAGE UNITS ARE EXCLUDED.
COLUMNS MAY NOT SUM DUE TO ROUNDING.
COLUMNS MAY NOT SUM TO TOTAL BECAUSE FACILITIES MAY HAVE MULTIPLE HANDLING METHODS.

12 QUANTITY AND PERCENTAGE OF RCRA HAZARDOUS WASTEWATER AND NON-WASTEWATER MANAGED IN 1995

| MANAGEMENT TYPE | TONS MANAGED | PERCENTAGE |
|---|---|---|
| WASTEWATER | 1,970,452 | 100.0 |
| NON-WASTEWATER | 0 | .0 |
| TOTAL | 1,970,452 | 100.0 |

## WYOMING

### 1995 WASTE SHIPMENTS

13 NUMBER OF RCRA HAZARDOUS WASTE SHIPPERS: 17

14 QUANITIY OF RCRA HAZARDOUS WASTE SHIPPED: 1,655 TONS

15 FIFTY LARGEST RCRA HAZARDOUS WASTE SHIPPERS, 1995

| RANK | EPA ID | SITE NAME | CITY | QUANTITY SHIPPED (TONS) |
|---|---|---|---|---|
| 1 | WYD088677943 | TEXACO REFININF & MARKETING INC | EVANSTON | 1,010 |
| 2 | WYD061112470 | UNION PACIFIC RR TIMBER TREATING PLANT | LARAMIE | 242 |
| 3 | WYD988874673 | UNION PACIFIC RAILROAD | CHEYENNE | 125 |
| 4 | WYD048743009 | LITTLE AMERICA REFINING CO | CASPER | 94 |
| 5 | WYD051843613 | FRONTIER REFINING INC | CHEYENNE | 87 |
| 6 | WYD000776617 | WILLIAMS FIELD SERVICES - OPAL PLANT | OPAL | 21 |
| 7 | WYD043705102 | NEWCASTLE REFINERY | NEWCASTLE | 19 |
| 8 | WYD000712687 | NALCO/EXXON ENERGY CHEMICALS | EVANSVILLE | 14 |
| 9 | WYD079959185 | SINCLAIR OIL CORPORATION | SINCLAIR | 10 |
| 10 | WYT000010603 | UNIVERSITY OF WYOMING | LARAMIE | 9 |
| 11 | WY5571924179 | FRANCIS E WARREN AFB | CHEYENNE | 7 |
| 12 | WYD120371810 | UNION PACIFIC RAILROAD YARD | CHEYENNE | 5 |
| 13 | WYD098805948 | UNION PACIFIC RAILROAD | GREENRIVER | 4 |
| 14 | WYD080372154 | KENNECOTT URANIUM COMPANY | RAWLINS | 4 |
| 15 | WYD981542228 | CHEYENNE LIGHT FUEL & POWER | CHEYENNE | 3 |
| 16 | WY0988874210 | WESTERN GAS RES. INC, KITTY GAS PLANT | GILLETTE | 1 |
| 17 | WYD007064447 | AMOCO OIL CO FORMER CASPER REF | CASPER | 0 |
| TOTAL | | | | 1,655 |

NOTE: COLUMNS MAY NOT SUM DUE TO ROUNDING.
STATE MAY HAVE FEWER THAN FIFTY SHIPPERS.

# WYOMING

## 1995 WASTE RECEIPTS

TABLES 16, 17, 18, 19, 20, AND 21 HAVE BEEN OMITTED FROM THIS REPORT BECAUSE THERE WERE NO FACILITIES IN WYOMING THAT REPORTED RECEIVING RCRA HAZARDOUS WASTE IN 1995.

## WYOMING

### 1995 IMPORTS AND EXPORTS

| | | | |
|---|---|---|---|
| 22 | QUANTITY OF RCRA HAZARDOUS WASTE IMPORTED: | 0 | TONS |
| 23 | QUANTITY OF RCRA HAZARDOUS WASTE EXPORTED: | 1,655 | TONS |