1990 TOXICS RELEASE INVENTORY
Public Data Release
ERRATA SHEET

Due to problems with the data submitted by two large facilities, and the need to cut off the entry of new data to allow data quality activities to take place, the 1990 releases and transfers reported by the Eastman Kodak facility located in Rochester, New York (the number one facility in New York for releases) and the Du Pont facility located in Louisville, Kentucky (the number one facility in Kentucky for releases) were not included in the data set used to prepare this public data release package. The 1990 releases reported by these facilities are as follows:

Eastman Kodak Facility

Releases* (in pounds)			
Air Emissions	**Surface Water Discharges**	**Underground Injection**	**Releases to land**
13,200,683	0	0	112,604

***Total Releases for this facility (1990) = 13,313,287 pounds**

Accounting for the releases and transfers reported by this facility, the data presented in this public data release for the state of **New York** are modified as follows:

Total Releases (in pounds) - 73,703,626
- Air Emissions - 70,236,951
- Surface Water Discharges - 1,613,734
- Underground Injection - 145
- Releases to Land - 1,852,796

Total Transfers (in pounds) - 36,636,272
- Transfers to POTWs - 12,799,903
- Off-site Transfers - 23,836,369

Total Facilities - 939; Total Forms - 2946; National Air/Water/Land Rank - 16

[The National Air/Water/Land Rank for four additional states (Arizona, Mississippi, Missouri, and South Carolina) are also affected by this change. The new rankings for these states are as follows: Arizona - 17; Mississippi - 20; Missouri - 18; and South Carolina - 19.]

Du Pont Facility

Releases* (in pounds)			
Air Emissions	**Surface Water Discharges**	**Underground Injection**	**Releases to land**
944,624	0	9,447,819	0

***Total Releases for this facility (1990) = 10,392,443 pounds**

Accounting for the releases and transfers reported by this facility, the data presented in this public data release for the state of **Kentucky** are modified as follows:

Total Releases (in pounds) - 52,793,269
- Air Emissions - 41,562,655
- Surface Water Discharges - 683,285
- Underground Injection - 9,447,869
- Releases to Land - 1,099,460

Total Transfers (in pounds) - 26,036,295
- Transfers to POTWs - 2,369,503
- Off-site Transfers - 23,666,792

Total Facilities - 405; Total Forms - 1,633; National Air/Water/Land Rank - 23

[The National Air/Water/Land Rank for Montana is affected by this change. The new ranking for Montana is 24.

1990 TOXICS RELEASE INVENTORY

1990 Toxics Release Inventory State Fact Sheets

The Toxics Release Inventory (TRI) was mandated by section 313 of the Emergency Planning and Community Right-to-Know Act (EPCRA) of 1986. The law is based on the premise that citizens have a right-to-know about chemicals in their communities. It has two main purposes: to encourage planning for response to chemical accidents and to provide the public and the government with information about possible chemical hazards.

Under section 313 of EPCRA, certain manufacturers must report on an annual basis the amounts of over 300 toxic chemicals and 20 chemical categories that they release directly to air, water, or land, or that they transfer to off-site locations for treatment or disposal. The reports are made to the U.S. Environmental Protection Agency (EPA) and to states. In addition, the law specifies that the EPA must compile these reports into an annual inventory of releases and transfers and make the inventory available to the public by computer telecommunication and other means on a cost reimbursable basis.

The fact sheets in this booklet provide information, by state, on toxic chemical releases and transfers reported to TRI for the 1990 calendar year. Each fact sheet includes details, by state, on reported releases and transfers, population, total facilities and forms, and national ranking based on total releases to air, water, and land. In addition, the top five chemicals and top ten facilities for each state are provided (the top chemicals and facilities are based on total releases to air, water, land, and underground injection within each state). Contacts are provided for additional information.

1990 TOXICS RELEASE INVENTORY

ALABAMA

Population: 4,040,587

Total TRI Facilities: 473

Total TRI Forms: 1,807

National Air/Water/Land Rank: 10

Reported Releases and Transfers (pounds)

Total Releases:	112,575,087
Air Emissions:	100,268,122
Surface Water Discharges:	2,797,183
Underground Injection:	6,317,242
Releases to Land:	3,192,540
Total Transfers:	18,870,161
Transfers to POTWs*:	996,844
Off-site Transfers:	17,873,317

*Publicly Owned Treatment Works

Top Five Chemicals Released

Chemical	Air Emissions Pounds	Surface Water Discharges Pounds	Underground Injection Pounds	Releases to Land Pounds	Total Releases Pounds
Carbon disulfide	46,577,271	4,861	0	0	46,582,132
Methanol	8,052,654	100,835	1,385,873	71,116	9,610,478
Ammonia	2,330,419	1,874,263	4,907,609	165,293	9,277,584
Methyl ethyl ketone	6,364,473	8,218	39	14,255	6,386,985
Toluene	5,401,636	167	8,728	10,044	5,420,575

1990 TOXICS RELEASE INVENTORY

ALASKA

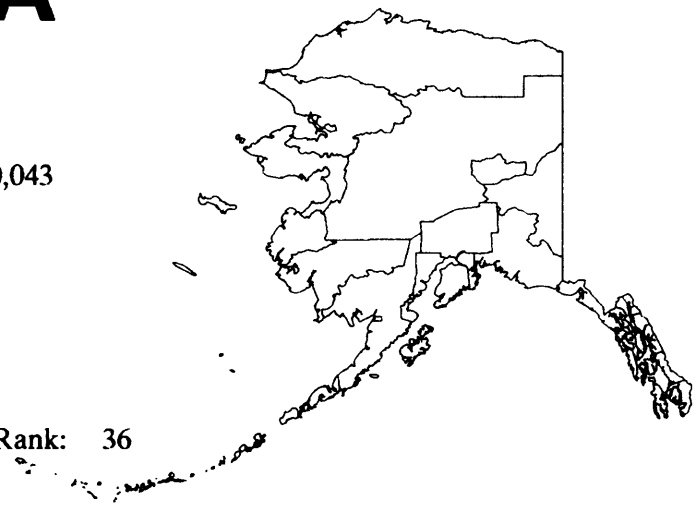

Population: 550,043

Total TRI Facilities: 7

Total TRI Forms: 56

National Air/Water/Land Rank: 36

Reported Releases and Transfers (pounds)

Total Releases:	20,573,012
Air Emissions:	14,974,077
Surface Water Discharges:	5,569,839
Underground Injection:	20
Releases to Land:	29,076
Total Transfers:	94
Transfers to POTWs*:	4
Off-site Transfers:	90

*Publicly Owned Treatment Works

Top Five Chemicals Released

Chemical	Air Emissions Pounds	Surface Water Discharges Pounds	Underground Injection Pounds	Releases to Land Pounds	Total Releases Pounds
Ammonia	13,483,804	363,231	0	4,500	13,851,535
Methanol	329,005	2,952,070	0	250	3,281,325
Hydrochloric acid	548,500	2,142,000	0	0	2,690,500
Chloroform	206,991	78,400	0	0	285,391
Sulfuric acid	182,010	21,905	0	21,150	225,065

1990 TOXICS RELEASE INVENTORY

ALABAMA

Who Can I Talk To For More Information?

Alabama State Contact:
L.G. Linn
205-260-2700

EPA Region 4 Contact:
Carlton D. Hailey
404-347-1033

National Library of Medicine:
TRI Representative
301-496-6531
800-272-4787

Top Ten Facilities for Releases

Facility	City, County	Air Emissions Pounds	Surface Water Discharges Pounds	Underground Injection Pounds	Releases to Land Pounds	Total Releases Pounds
Courtaulds North America Inc	Lemoyne, Mobile	45,496,420	35,860	0	400,750	45,933,030
ICI Americas Inc.	Bucks, Mobile	43,101	64	6,293,848	0	6,337,013
Reynolds Metals Co.	Muscle Shoals, Colbert	5,188,852	5	0	0	5,188,857
3M Co.	Guin, Marion	2,585,800	0	0	0	2,585,800
Ciba-Geigy Corp.	Mc Intosh, Washington	2,448,965	45,205	0	17,560	2,511,730
U.S. Pulp & Newsprint	Coosa Pines, Talladega	2,292,110	21,022	0	27,490	2,340,622
Reynolds Metals Co.	Sheffield, Colbert	2,234,293	0	0	0	2,234,293
3M Co.	Decatur, Morgan	2,110,454	600	0	510	2,111,564
Amoco Chemical Co.	Decatur, Morgan	1,976,725	77,700	0	560	2,054,985
Scott Paper Co.	Mobile, Mobile	1,775,255	98,600	0	0	1,873,855

1990 TOXICS RELEASE INVENTORY

ALASKA

Who Can I Talk To For More Information?

Alaska State Contact:
Camille Stephens
907-65-5239

EPA Region 10 Contact:
Phil Wong
206-553-4016

National Library of Medicine:
TRI Representative
301-496-6531
800-272-4787

Top Ten Facilities for Releases

Facility	City, County	Air Emissions Pounds	Surface Water Discharges Pounds	Underground Injection Pounds	Releases to Land Pounds	Total Releases Pounds
Unocal Corp.	Kenai, Kenai Peninsula	13,662,828	255,515	0	26,905	13,945,248
Ketchikan Pulp Co.	Ketchikan, Ketchikan Gateway	990,720	4,393,100	0	0	5,383,820
Alaska Pulp Corp.	Sitka, Sitka	123,503	905,512	0	0	1,029,015
Tesoro Alaska Petroleum Co.	Kenai, Kenai Peninsula	153,315	15,648	0	2,171	171,134
Mapco Alaska Petroleum Inc.	North Pole, Fairbanks North Star	23,956	20	20	0	23,996
Chevron USA Inc.	Kenai, Kenai Peninsula	19,505	44	0	0	19,549
Unisea Inc.	Dutch Harbor, Aleutian Islands	250	0	0	0	250
. . .						. . .
. . .						. . .
. . .						. . .

1990 TOXICS RELEASE INVENTORY

AMERICAN SAMOA

Population: 46,773

Total TRI Facilities: 2

Total TRI Forms: 3

National Air/Water/Land Rank: 53

Reported Releases and Transfers (pounds)

Total Releases:	19,305
Air Emissions:	19,300
Surface Water Discharges:	5
Underground Injection:	0
Releases to Land:	0
Total Transfers:	0
Transfers to POTWs*:	0
Off-site Transfers:	0

*Publicly Owned Treatment Works

Top Five Chemicals Released

Chemical	Air Emissions Pounds	Surface Water Discharges Pounds	Underground Injection Pounds	Releases to Land Pounds	Total Releases Pounds
Ammonia	19,300	0	0	0	19,300
Chlorine	0	5	0	0	5
. . .					. . .
. . .					. . .
. . .					. . .

1990 TOXICS RELEASE INVENTORY

AMERICAN SAMOA

Who Can I Talk To For More Information?

American Samoa Contact:
Pati Faiai
International Number 684-633-23

EPA Region 9 Contact:
Helen Burke
415-744-1069

National Library of Medicine:
TRI Representative
301-496-6531
800-272-4787

Top Ten Facilities for Releases

Facility	City, County	Air Emissions Pounds	Surface Water Discharges Pounds	Underground Injection Pounds	Releases to Land Pounds	Total Releases Pounds
VCS Samoa Packing Co.	Pago Pago, Eastern	17,800	0	0	0	17,800
Star-Kist Samoa Inc.	Pago Pago Samoa, Eastern	1,500	5	0	0	1,505
. . .						. . .
. . .						. . .
. . .						. . .
. . .						. . .
. . .						. . .
. . .						. . .
. . .						. . .
. . .						. . .

1990 TOXICS RELEASE INVENTORY

ARIZONA

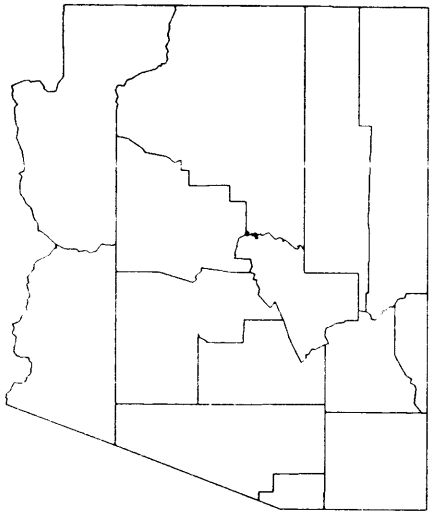

Population: 3,665,228

Total TRI Facilities: 191

Total TRI Forms: 597

National Air/Water/Land Rank: 16

Reported Releases and Transfers (pounds)

Total Releases:	72,012,782
Air Emissions:	12,989,271
Surface Water Discharges:	158
Underground Injection:	30
Releases to Land:	59,023,323
Total Transfers:	2,514,734
Transfers to POTWs*:	1,336,730
Off-site Transfers:	1,178,004

*Publicly Owned Treatment Works

Top Five Chemicals Released

Chemical	Air Emissions Pounds	Surface Water Discharges Pounds	Underground Injection Pounds	Releases to Land Pounds	Total Releases Pounds
Zinc compounds	61,827	19	0	22,573,050	22,634,896
Copper compounds	771,972	31	0	11,771,656	12,543,659
Copper	2,657	0	0	10,145,815	10,148,472
Methanol	1,300,000	0	0	2,242,905	3,542,905
Lead compounds	65,686	21	0	2,794,950	2,860,657

1990 TOXICS RELEASE INVENTORY

ARIZONA

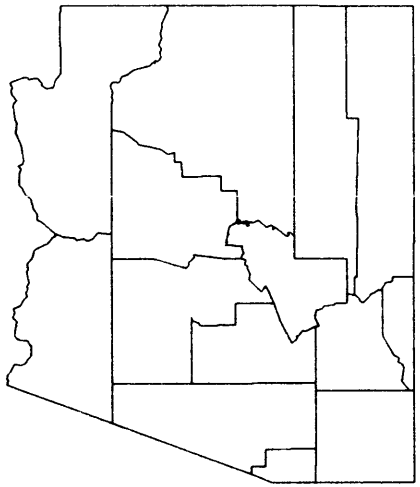

Who Can I Talk To For More Information?

Arizona State Contact:
Carl F. Funk
602-231-6326

EPA Region 9 Contact:
Helen Burke
415-744-1069

National Library of Medicine:
TRI Representative
301-496-6531
800-272-4787

Top Ten Facilities for Releases

Facility	City, County	Air Emissions Pounds	Surface Water Discharges Pounds	Underground Injection Pounds	Releases to Land Pounds	Total Releases Pounds
Asarco Inc.	Hayden, Gila	961,156	103	0	23,977,138	24,938,397
Cyprus Miami Mining Corp.	Claypool, Gila	0	0	0	20,105,060	20,105,060
Magma Copper Co.	San Manuel, Pinal	514,521	0	0	12,507,045	13,021,566
Stone Southwest Corp.	Snowflake, Navajo	843,790	0	0	2,342,893	3,186,683
Hexcel Corp.	Casa Grande, Pinal	3,048,411	0	0	0	3,048,411
Garrett Engine Div.	Phoenix, Maricopa	639,160	0	0	0	639,160
USAF, GM Hughes Electronics	Tucson, Pima	527,052	0	0	44,722	571,774
Motorola Inc.	Phoenix, Maricopa	489,968	0	0	0	489,968
Rogers Corp.	Chandler, Maricopa	387,415	0	0	0	387,415
Motorola Inc.	Mesa, Maricopa	276,830	0	0	0	276,830

1990 TOXICS RELEASE INVENTORY

ARKANSAS

Population: 2,350,725

Total TRI Facilities: 372

Total TRI Forms: 1,224

National Air/Water/Land Rank: 28

Reported Releases and Transfers (pounds)

Total Releases:	57,831,010
Air Emissions:	31,209,420
Surface Water Discharges:	2,607,620
Underground Injection:	20,554,009
Releases to Land:	3,459,961
Total Transfers:	9,922,389
Transfers to POTWs*:	2,169,950
Off-site Transfers:	7,752,439

*Publicly Owned Treatment Works

Top Five Chemicals Released

Chemical	Air Emissions Pounds	Surface Water Discharges Pounds	Underground Injection Pounds	Releases to Land Pounds	Total Releases Pounds
Ammonia	3,911,743	1,999,248	7,240,000	7,005	13,157,996
Hydrochloric acid	503,839	15	9,939,019	385	10,443,258
Toluene	3,327,557	45	4,970	520	3,333,092
Methanol	3,250,676	1,210	0	24,385	3,276,271
Sulfuric acid	223,851	15	2,956,792	17,083	3,197,741

1990 TOXICS RELEASE INVENTORY

ARKANSAS

Who Can I Talk To For More Information?

Arkansas State Contact:
John Ward
501-562-7444

EPA Region 6 Contact:
Warren Layne
214-655-7244

National Library of Medicine:
TRI Representative
301-496-6531
800-272-4787

Top Ten Facilities for Releases

Facility	City, County	Air Emissions Pounds	Surface Water Discharges Pounds	Underground Injection Pounds	Releases to Land Pounds	Total Releases Pounds
Arkansas Chemicals Inc.	El Dorado, Union	583	0	6,175,278	0	6,175,861
Ethyl Corp.	Magnolia, Columbia	446,985	10	5,424,250	72,750	5,943,995
Great Lakes Chemical Co.	El Dorado, Union	331,309	5	4,703,057	3,501	5,037,872
U.S. Vanadium Corp.	Hot Springs, Garland	333,600	1,474,500	0	2,744,000	4,552,100
Agricultural Minerals Corp.	Blytheville, Mississippi	2,889,550	242,205	0	265	3,132,020
Ethyl Corp.	Magnolia, Columbia	35,950	0	2,140,000	0	2,175,950
Great Lakes Chemical Corp.	El Dorado, Union	121,912	0	1,952,000	340	2,074,252
Viskase Corp.	Osceola, Mississippi	1,213,250	349,300	0	0	1,562,550
Ner Data Products Inc.	Blytheville, Mississippi	1,085,377	0	0	0	1,085,377
Hickory Springs Mfg. Co.	Fort Smith, Sebastian	1,059,498	0	0	0	1,059,498

1990 TOXICS RELEASE INVENTORY

CALIFORNIA

Population: 29,760,021

Total TRI Facilities: 1,908

Total TRI Forms: 5,974

National Air/Water/Land Rank: 11

Reported Releases and Transfers (pounds)

Total Releases:	96,900,547
Air Emissions:	78,937,665
Surface Water Discharges:	11,086,247
Underground Injection:	1,769,286
Releases to Land:	5,107,349
Total Transfers:	57,964,753
Transfers to POTWs*:	31,948,898
Off-site Transfers:	26,015,855

*Publicly Owned Treatment Works

Top Five Chemicals Released

Chemical	Air Emissions Pounds	Surface Water Discharges Pounds	Underground Injection Pounds	Releases to Land Pounds	Total Releases Pounds
1,1,1-Trichloroethane	22,963,105	127	15	17,294	22,980,541
Methanol	6,348,393	8,614,713	5	15,856	14,978,967
Ammonia	9,352,932	1,508,822	1,738,327	426,653	13,026,734
Dichloromethane	5,828,439	5	10	3,819	5,832,273
Freon 113	5,012,280	302	0	750	5,013,332

1990 TOXICS RELEASE INVENTORY

CALIFORNIA

Who Can I Talk To For More Information?

California State Contact:
Steve Hanna
916-324-8124

EPA Region 9 Contact:
Helen Burke
415-744-1069

National Library of Medicine:
TRI Representative
301-496-6531
800-272-4787

Top Ten Facilities for Releases

Facility	City, County	Air Emissions Pounds	Surface Water Discharges Pounds	Underground Injection Pounds	Releases to Land Pounds	Total Releases Pounds
Simpson Paper Co.	Eureka, Humboldt	2,636,030	4,314,250	0	6,100	6,956,380
Louisiana Pacific Corp.	Samoa, Humboldt	1,694,865	5,176,705	0	0	6,871,570
Molycorp. Inc.	Mountain Pass, San Bernardino	534,000	0	0	2,453,870	2,987,870
Texaco Refining & Marketing	Bakersfield, Kern	52,650	0	1,748,848	0	1,801,498
G R Foam	Orange, Orange	1,600,520	0	0	0	1,600,520
Douglas Aircraft Co.	Long Beach, Los Angeles	1,366,455	0	0	0	1,366,455
North American Chemical Co.	Trona, San Bernardino	130,721	1,093,211	0	51,233	1,275,165
Unocal Chemicals & Minerals	Brea, Orange	1,176,813	456	0	4,900	1,182,169
Signet Armorlite Inc.	San Marcos, San Diego	1,171,338	0	0	0	1,171,338
Procter & Gamble Manufacturing	Sacramento, Sacramento	1,091,740	0	0	0	1,091,740

1990 TOXICS RELEASE INVENTORY

COLORADO

Population: 3,294,394

Total TRI Facilities: 199

Total TRI Forms: 602

National Air/Water/Land Rank: 43

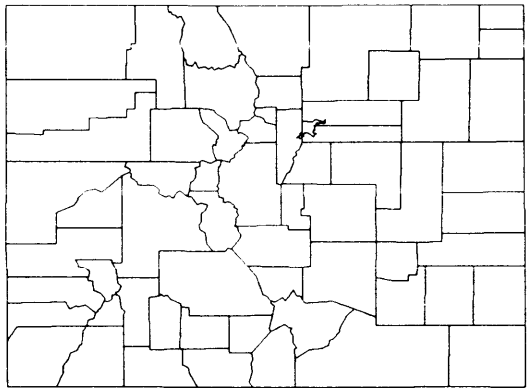

Reported Releases and Transfers (pounds)

Total Releases:	7,415,740
Air Emissions:	6,761,477
Surface Water Discharges:	175,972
Underground Injection:	280
Releases to Land:	478,011
Total Transfers:	4,046,737
Transfers to POTWs*:	677,984
Off-site Transfers:	3,368,753

*Publicly Owned Treatment Works

Top Five Chemicals Released

Chemical	Air Emissions Pounds	Surface Water Discharges Pounds	Underground Injection Pounds	Releases to Land Pounds	Total Releases Pounds
1,1,1-Trichloroethane	1,017,010	5	0	0	1,017,015
Freon 113	963,019	0	0	0	963,019
Methanol	677,907	40	0	0	677,947
N-butyl alcohol	655,718	0	0	0	655,718
Glycol ethers	625,526	0	0	1,195	626,721

1990 TOXICS RELEASE INVENTORY

COLORADO

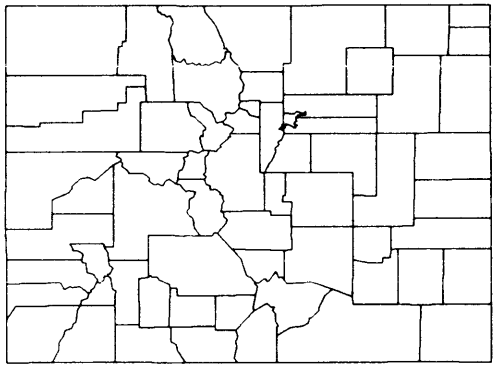

Who Can I Talk To For More Information?

Colorado State Contact:
Pamela Harley
303-331-4830

EPA Region 8 Contact:
Dianne Theil
303-293-1735

National Library of Medicine:
TRI Representative
301-496-6531
800-272-4787

Top Ten Facilities for Releases

Facility	City, County	Air Emissions Pounds	Surface Water Discharges Pounds	Underground Injection Pounds	Releases to Land Pounds	Total Releases Pounds
Coors Brewing Co.	Golden, Jefferson	518,306	64,786	0	0	583,092
CF&I Steel Corp.	Pueblo, Pueblo	134,724	52,319	0	355,851	542,894
Syntex Chemicals Inc.	Boulder, Boulder	526,800	0	0	0	526,800
Ball Packaging Products Group	Golden, Jefferson	515,210	0	0	0	515,210
Metal Container Corp.	Windsor, Weld	372,054	0	0	0	372,054
Eastman Kodak Co.	Windsor, Weld	263,474	44,158	0	2,330	309,962
Vertical Inc.	Englewood, Arapahoe	210,962	0	0	0	210,962
Storage Technology Corp.	Louisville, Boulder	190,585	0	0	0	190,585
Sundstrand Aviation Operations	Denver, Adams	183,365	0	0	0	183,365
Continental Airlines	Denver, Denver	180,762	0	0	0	180,762

1990 TOXICS RELEASE INVENTORY

CONNECTICUT

Population: 3,287,116

Total TRI Facilities: 454

Total TRI Forms: 1,442

National Air/Water/Land Rank: 34

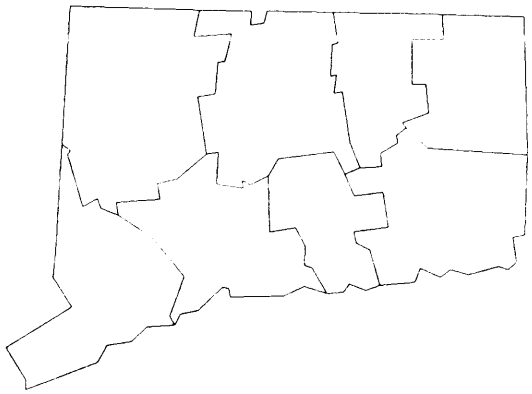

Reported Releases and Transfers (pounds)

Total Releases:	21,343,457
Air Emissions:	17,165,588
Surface Water Discharges:	4,012,127
Underground Injection:	0
Releases to Land:	165,742
Total Transfers:	13,249,183
Transfers to POTWs*:	2,117,634
Off-site Transfers:	11,131,549

*Publicly Owned Treatment Works

Top Five Chemicals Released

Chemical	Air Emissions Pounds	Surface Water Discharges Pounds	Underground Injection Pounds	Releases to Land Pounds	Total Releases Pounds
1,1,1-Trichloroethane	7,204,314	1,647	0	0	7,205,961
Methanol	788,025	2,082,517	0	5	2,870,547
Dichloromethane	2,180,645	120,052	0	11	2,300,708
Freon 113	1,445,598	0	0	0	1,445,598
Toluene	889,009	120,139	0	5	1,009,153

1990 TOXICS RELEASE INVENTORY

CONNECTICUT

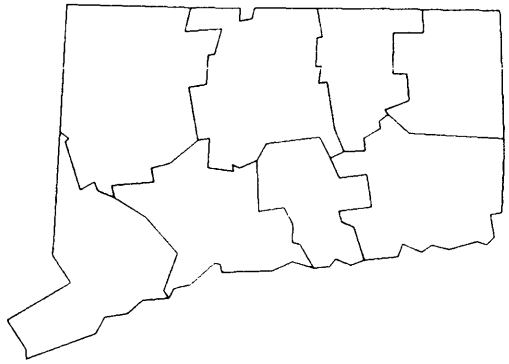

Who Can I Talk To For More Information?

Connecticut State Contact:
Suzanne Vaughn
203-566-4856

EPA Region 1 Contact:
Dwight Peavey
617-565-4502

National Library of Medicine:
TRI Representative
301-496-6531
800-272-4787

Top Ten Facilities for Releases

Facility	City, County	Air Emissions Pounds	Surface Water Discharges Pounds	Underground Injection Pounds	Releases to Land Pounds	Total Releases Pounds
Pfizer Inc.	Groton, New London	579,110	3,411,355	0	0	3,990,465
American Cyanamid Co.	Wallingford, New Haven	186,146	384,592	0	0	570,738
Pratt & Whitney	East Hartford, Hartford	533,733	657	0	0	534,390
Pratt & Whitney	North Haven, New Haven	532,973	92	0	0	533,065
Chem-Tech Rubber Inc.	West Haven, New Haven	519,000	0	0	0	519,000
Risdon Corp.	Danbury, Fairfield	488,100	510	0	0	488,610
Dexter Corp.	Windsor Locks, Hartford	452,187	1,675	0	250	454,112
Hamilton Standard	Windsor Locks, Hartford	400,830	267	0	0	401,097
Uretek Inc.	New Haven, New Haven	400,323	0	0	0	400,323
Textron Lycoming	Stratford, Fairfield	390,003	790	0	0	390,793

1990 TOXICS RELEASE INVENTORY

DELAWARE

Population: 666,168

Total TRI Facilities: 75

Total TRI Forms: 283

National Air/Water/Land Rank: 44

Reported Releases and Transfers (pounds)

Total Releases:	6,579,721
Air Emissions:	6,017,866
Surface Water Discharges:	431,506
Underground Injection:	0
Releases to Land:	130,349
Total Transfers:	5,701,616
Transfers to POTWs*:	4,003,760
Off-site Transfers:	1,697,856

*Publicly Owned Treatment Works

Top Five Chemicals Released

Chemical	Air Emissions Pounds	Surface Water Discharges Pounds	Underground Injection Pounds	Releases to Land Pounds	Total Releases Pounds
Methanol	1,298,889	524	0	9	1,299,422
Hydrochloric acid	737,688	5	0	0	737,693
Xylene (mixed isomers)	591,360	538	0	4,200	596,098
Carbonyl sulfide	582,000	0	0	0	582,000
Trichloroethylene	412,000	0	0	0	412,000

1990 TOXICS RELEASE INVENTORY

DELAWARE

Who Can I Talk To For More Information?

Delaware State Contact:
Phillip Retallick
302-739-4764

EPA Region 3 Contact:
Mikal Shabazz
215-597-3659

National Library of Medicine:
TRI Representative
301-496-6531
800-272-4787

Top Ten Facilities for Releases

Facility	City, County	Air Emissions Pounds	Surface Water Discharges Pounds	Underground Injection Pounds	Releases to Land Pounds	Total Releases Pounds
Ciba-Geigy Corp.	Newport, New Castle	1,162,484	35	0	0	1,162,519
Du Pont Edge Moor	Wilmington, New Castle	720,154	0	0	14	720,168
General Motors Corp.	Wilmington, New Castle	683,231	250	0	0	683,481
Chrylser Corp, Newark Assembly Plant	Newark, New Castle	648,261	0	0	0	648,261
Du Pont Seaford Plant	Seaford, Sussex	627,384	1,003	0	0	628,387
Star Enterprise	Delaware City, New Castle	174,489	212,963	0	69,672	457,124
Camdel Metals Corp.	Camden, Kent	412,250	0	0	0	412,250
Standard Chlorine of Delaware	Delaware City, New Castle	286,488	1,163	0	0	287,651
General Chemical Corp.	Claymont, New Castle	72,805	89,000	0	0	161,805
Formosa Plastics Corp.	Delaware City, New Castle	151,721	48	0	2,211	153,980

1990 TOXICS RELEASE INVENTORY

FLORIDA

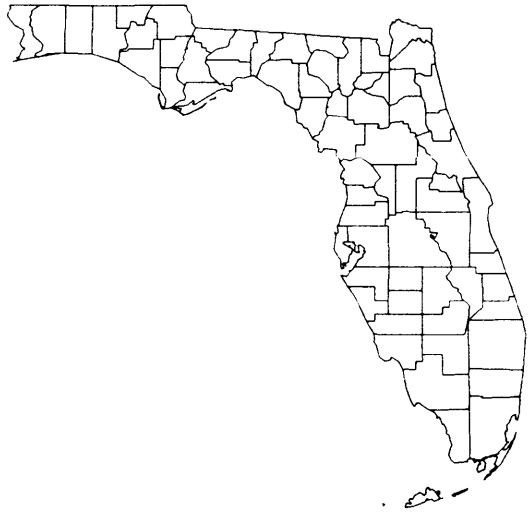

Population: 12,937,926

Total TRI Facilities: 558

Total TRI Forms: 1,575

National Air/Water/Land Rank: 13

Reported Releases and Transfers (pounds)

Total Releases:	106,558,514
Air Emissions:	45,218,361
Surface Water Discharges:	2,781,622
Underground Injection:	21,536,061
Releases to Land:	37,022,470
Total Transfers:	24,363,106
Transfers to POTWs*:	17,292,584
Off-site Transfers:	7,070,522

*Publicly Owned Treatment Works

Top Five Chemicals Released

Chemical	Air Emissions Pounds	Surface Water Discharges Pounds	Underground Injection Pounds	Releases to Land Pounds	Total Releases Pounds
Phosphoric acid	16,823	20	15	31,539,557	31,556,415
Ammonia	12,935,122	2,216,803	119,625	3,237,812	18,509,362
Ammonium nitrate (solution)	202,600	238,935	14,000,000	398,235	14,839,770
Hydrochloric acid	1,661,853	10	4,189,141	2,510	5,853,514
Acetone	5,425,898	22,385	68,789	280	5,517,352

1990 TOXICS RELEASE INVENTORY

FLORIDA

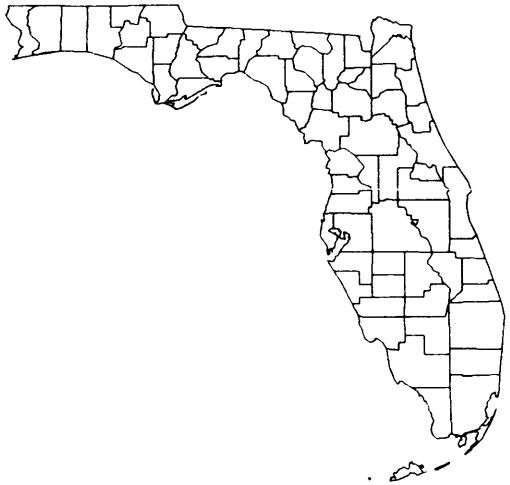

Who Can I Talk To For More Information?

Florida State Contact:
Eve Rainey
904-488-1472

EPA Region 4 Contact:
Carlton D. Hailey
404-347-1033

National Library of Medicine:
TRI Representative
301-496-6531
800-272-4787

Top Ten Facilities for Releases

Facility	City, County	Air Emissions Pounds	Surface Water Discharges Pounds	Underground Injection Pounds	Releases to Land Pounds	Total Releases Pounds
Monsanto Co.	Cantonment, Escambia	1,356,503	2,030	17,129,872	0	18,488,405
IMC Fertilizer Inc.	Mulberry, Polk	690,645	0	0	9,213,250	9,903,895
Occidental Chemical Corp.	White Springs, Hamilton	752,020	837	0	9,000,000	9,752,857
Royster Phosphates Inc.	Palmetto, Manatee	4,427,300	0	0	3,346,000	7,773,300
Freeport McMoran, Agrico Chemical Co.	Mulberry, Polk	108,200	0	0	6,247,000	6,355,200
Kaiser Aluminum & Chemical	Mulberry, Polk	0	0	4,189,141	0	4,189,141
Conserv Inc.	Nichols, Polk	959,800	164	0	1,880,000	2,839,964
ITT Rayonier Inc.	Fernandina Beach, Nassau	887,960	1,801,000	0	0	2,688,960
Seminole Fertilizer Corp.	Bartow, Polk	313,110	189	0	2,313,592	2,626,891
Container Corp. of America	Fernandina Beach, Nassau	2,493,000	9,800	0	0	2,502,800

1990 TOXICS RELEASE INVENTORY

GEORGIA

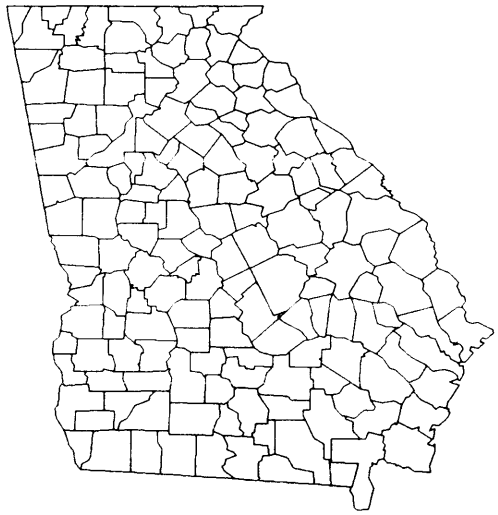

Population: 6,478,216

Total TRI Facilities: 741

Total TRI Forms: 2,512

National Air/Water/Land Rank: 15

Reported Releases and Transfers (pounds)

Total Releases:	77,874,640
Air Emissions:	72,532,506
Surface Water Discharges:	4,277,692
Underground Injection:	810
Releases to Land:	1,063,632
Total Transfers:	22,873,647
Transfers to POTWs*:	7,874,116
Off-site Transfers:	14,999,531

*Publicly Owned Treatment Works

Top Five Chemicals Released

Chemical	Air Emissions Pounds	Surface Water Discharges Pounds	Underground Injection Pounds	Releases to Land Pounds	Total Releases Pounds
Methanol	20,729,459	263,570	0	89,905	21,082,934
Acetone	6,566,906	68,349	0	2,640	6,637,895
Ammonia	4,693,299	1,333,549	0	327,024	6,353,872
Hydrochloric acid	5,240,176	290	5	3,620	5,244,091
Toluene	5,216,463	2,354	5	72	5,218,894

1990 TOXICS RELEASE INVENTORY

GEORGIA

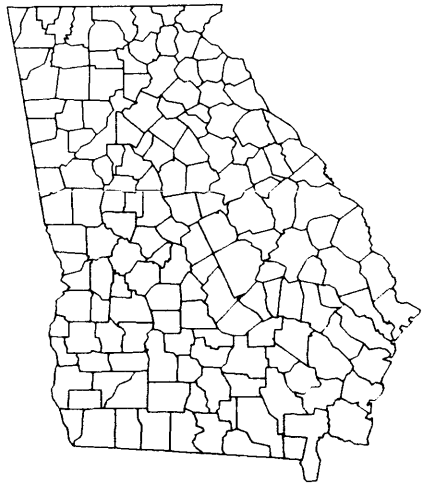

Who Can I Talk To For More Information?

Georgia State Contact:
Burt Langley
404-656-6905

EPA Region 4 Contact:
Carlton D. Hailey
404-347-1033

National Library of Medicine:
TRI Representative
301-496-6531
800-272-4787

Top Ten Facilities for Releases

Facility	City, County	Air Emissions Pounds	Surface Water Discharges Pounds	Underground Injection Pounds	Releases to Land Pounds	Total Releases Pounds
Union Camp Corp.	Savannah, Chatham	10,444,891	214,963	0	0	10,659,854
Georgia Pacific Corp.	Brunswick, Glynn	4,687,540	118,700	0	13,850	4,820,090
Macon Kraft Inc.	Macon, Bibb	3,049,000	0	0	0	3,049,000
Great Southern Paper, Georgia-Pacific	Cedar Springs, Early	2,720,750	13,200	0	116,000	2,849,950
Gilman Paper Co.	Saint Marys, Camden	2,493,795	34,000	0	0	2,527,795
Inland-Rome Inc.	Rome, Floyd	2,470,205	7,005	0	265	2,477,475
DSM Chemicals North America	Augusta, Richmond	1,930,188	331,702	0	3	2,261,893
Hercules	Brunswick, Glynn	2,097,707	0	0	0	2,097,707
Federal Paper Board Co. Inc.	Augusta, Richmond	1,861,265	46,500	0	15,940	1,923,705
Arcadian Corp.	Augusta, Richmond	1,013,630	896,100	0	0	1,909,730

1990 TOXICS RELEASE INVENTORY

HAWAII

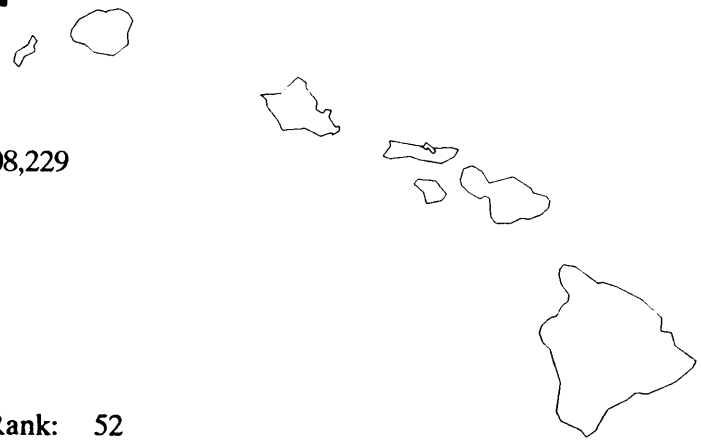

Population: 1,108,229

Total TRI Facilities: 28

Total TRI Forms: 95

National Air/Water/Land Rank: 52

Reported Releases and Transfers (pounds)

Total Releases:	850,860
Air Emissions:	689,361
Surface Water Discharges:	15,990
Underground Injection:	111,500
Releases to Land:	34,009
Total Transfers:	396,519
Transfers to POTWs*:	388,060
Off-site Transfers:	8,459

*Publicly Owned Treatment Works

Top Five Chemicals Released

Chemical	Air Emissions Pounds	Surface Water Discharges Pounds	Underground Injection Pounds	Releases to Land Pounds	Total Releases Pounds
Ammonia	15,660	15,700	90,000	250	121,610
Propylene	119,100	0	0	0	119,100
Toluene	95,500	0	0	250	95,750
Glycol ethers	82,320	0	0	0	82,320
Benzene	72,400	0	0	5	72,405

1990 TOXICS RELEASE INVENTORY

HAWAII

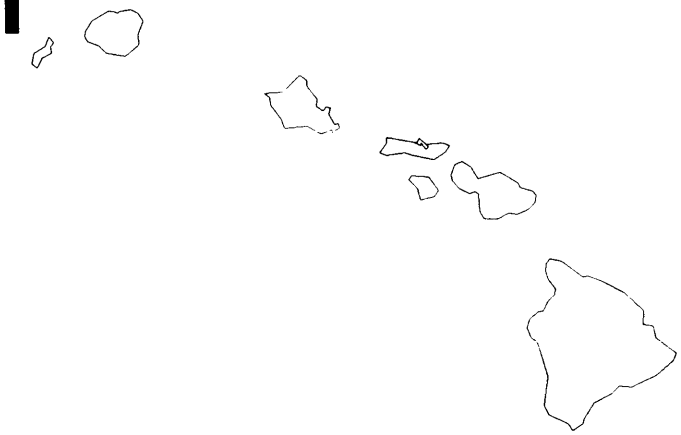

Who Can I Talk To For More Information?

Hawaii State Contact:
Carlos Keen
808-586-4251

EPA Region 9 Contact:
Helen Burke
415-744-1069

National Library of Medicine:
TRI Representative
301-496-6531
800-272-4787

Top Ten Facilities for Releases

Facility	City, County	Air Emissions Pounds	Surface Water Discharges Pounds	Underground Injection Pounds	Releases to Land Pounds	Total Releases Pounds
Chevron USA Inc.	Ewa Beach, Honolulu	329,290	15,740	0	2,280	347,310
Hawaiian Independent Refinery	Ewa Beach, Honolulu	157,655	0	90,000	0	247,655
Reynolds Metals Co.	Ewa Beach, Honolulu	154,720	0	250	0	154,970
Crain Industries Inc.	Waipahu, Honolulu	29,442	0	0	0	29,442
Maui Pineapple Co. Ltd.	Kahului, Maui	0	250	21,250	0	21,500
Waialua Sugar Co. Inc.	Waialua, Honolulu	0	0	0	21,300	21,300
Elegant Marble Inc.	Honolulu, Honolulu	12,524	0	0	0	12,524
Brewer Chemical Corp.	Kahului, Maui	1,610	0	0	9,424	11,034
Dole Packaged Foods Co.	Honolulu, Honolulu	3,625	0	0	0	3,625
Hawaii Planing Mill Ltd.	Hilo, Hawaii	30	0	0	750	780

1990 TOXICS RELEASE INVENTORY

IDAHO

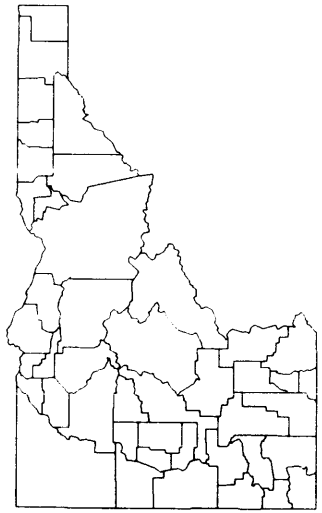

Population: 1,006,749

Total TRI Facilities: 61

Total TRI Forms: 201

National Air/Water/Land Rank: 41

Reported Releases and Transfers (pounds)

Total Releases:	11,593,853
Air Emissions:	5,684,785
Surface Water Discharges:	474,398
Underground Injection:	0
Releases to Land:	5,434,670
Total Transfers:	3,073,944
Transfers to POTWs*:	2,864,047
Off-site Transfers:	209,897

*Publicly Owned Treatment Works

Top Five Chemicals Released

Chemical	Air Emissions Pounds	Surface Water Discharges Pounds	Underground Injection Pounds	Releases to Land Pounds	Total Releases Pounds
Ammonia	2,705,209	359,198	0	2,769,005	5,833,412
Phosphorus (yellow or white)	31	0	0	2,189,313	2,189,344
Chloroform	904,000	17,000	0	0	921,000
Methanol	785,656	0	0	1,000	786,656
Freon 113	268,622	0	0	12,000	280,622

1990 TOXICS RELEASE INVENTORY

IDAHO

Who Can I Talk To For More Information?

Idaho State Contact:
Margaret Ballard
208-334-5888

EPA Region 10 Contact:
Phil Wong
206-553-4016

National Library of Medicine:
TRI Representative
301-496-6531
800-272-4787

Top Ten Facilities for Releases

Facility	City, County	Air Emissions Pounds	Surface Water Discharges Pounds	Underground Injection Pounds	Releases to Land Pounds	Total Releases Pounds
FMC Corp.	Pocatello, Bannock	49,091	0	0	2,334,874	2,383,965
Potlatch Corp.	Lewiston, Nez Perce	1,541,000	115,200	0	1,000	1,657,200
Kerr McGee Vanadium Facility	Soda Springs, Caribou	231,702	0	0	1,404,866	1,636,568
Amalgamated Sugar Co.	Paul, Minidoka	940,071	0	0	16,341	956,412
Micron Technology Inc.	Boise, Ada	13,800	0	0	887,363	901,163
Amalgamated Sugar Co.	Nampa, Canyon	811,054	0	0	33,855	844,909
J. R. Simplot Co.	Pocatello, Power	592,070	0	0	1,920	593,990
Amalgamated Sugar Co.	Twin Falls, Twin Falls	426,194	0	0	76,561	502,755
Hewlett Packard Co.	Boise, Ada	326,355	0	0	0	326,355
J. R. Simplot Co.	Caldwell, Canyon	16,250	0	0	296,411	312,661

1990 TOXICS RELEASE INVENTORY

ILLINOIS

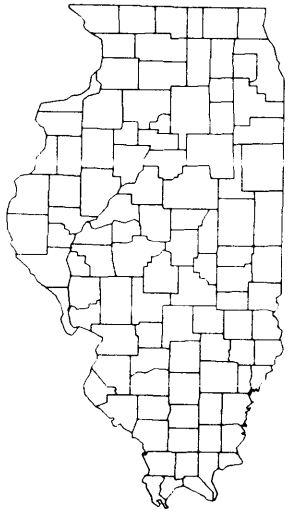

Population: 11,430,602

Total TRI Facilities: 1,409

Total TRI Forms: 5,087

National Air/Water/Land Rank: 9

Reported Releases and Transfers (pounds)

Total Releases:	118,994,314
Air Emissions:	87,919,273
Surface Water Discharges:	6,260,825
Underground Injection:	9,449,680
Releases to Land:	15,364,536
Total Transfers:	113,269,718
Transfers to POTWs*:	62,680,448
Off-site Transfers:	50,589,270

*Publicly Owned Treatment Works

Top Five Chemicals Released

Chemical	Air Emissions Pounds	Surface Water Discharges Pounds	Underground Injection Pounds	Releases to Land Pounds	Total Releases Pounds
Toluene	12,697,019	1,096	10	5,936	12,704,061
Hydrochloric acid	3,401,225	5,423	9,285,794	3,065	12,695,507
Ammonia	6,153,731	4,743,337	5	758,948	11,656,021
1,1,1-Trichloroethane	9,049,746	399	10	45	9,050,200
Xylene (mixed isomers)	6,573,182	614	5	8,656	6,582,457

1990 TOXICS RELEASE INVENTORY

ILLINOIS

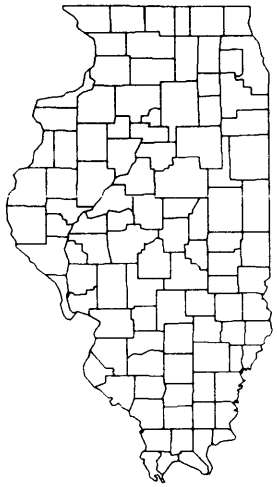

Who Can I Talk To For More Information?

Illinois State Contact:
Joe Goodner
217-782-3637

EPA Region 5 Contact:
Dennis Wesolowski
312-353-5907

National Library of Medicine:
TRI Representative
301-496-6531
800-272-4787

Top Ten Facilities for Releases

Facility	City, County	Air Emissions Pounds	Surface Water Discharges Pounds	Underground Injection Pounds	Releases to Land Pounds	Total Releases Pounds
Cabot Corp.	Tuscola, Douglas	4,011,269	0	7,358,760	0	11,370,029
Northwestern Steel & Wire Co	Sterling, Whiteside	379,220	1,626	0	9,100,000	9,480,846
Granite City Steel	Granite City, Madison	1,098,156	85,650	0	3,845,205	5,029,011
3M Co.	Cordova, Rock Island	373,807	3,612,500	0	4,000	3,990,307
Teepak Inc.	Danville, Vermilion	3,361,005	0	0	0	3,361,005
3M Co.	Bedford Park, Cook	2,554,780	0	0	0	2,554,780
Quantum Chemical Corp.	Morris, Grundy	2,177,360	1,025	0	0	2,178,385
Corn Products & Best Foods	Bedford Park, Cook	2,156,405	16,000	0	0	2,172,405
Acme Steel Co.	Chicago, Cook	2,103,527	3,759	0	0	2,107,286
LTV Steel Co. Inc.	Hennepin, Putnam	183,000	750	1,900,750	12,000	2,096,500

1990 TOXICS RELEASE INVENTORY

INDIANA

Population: 5,544,159

Total TRI Facilities: 953

Total TRI Forms: 3,468

National Air/Water/Land Rank: 3

Reported Releases and Transfers (pounds)

Total Releases:	168,787,780
Air Emissions:	108,148,487
Surface Water Discharges:	2,849,018
Underground Injection:	9,192,193
Releases to Land:	48,598,082
Total Transfers:	42,825,840
Transfers to POTWs*:	7,102,996
Off-site Transfers:	35,722,844

*Publicly Owned Treatment Works

Top Five Chemicals Released

Chemical	Air Emissions Pounds	Surface Water Discharges Pounds	Underground Injection Pounds	Releases to Land Pounds	Total Releases Pounds
Manganese compounds	462,517	250	0	39,752,250	40,215,017
Toluene	16,082,285	731	0	384	16,083,400
Acetone	14,629,409	1,355	0	272	14,631,036
Dichloromethane	11,995,822	9,721	0	255	12,005,798
1,1,1-Trichloroethane	11,214,621	3,800	0	0	11,218,421

1990 TOXICS RELEASE INVENTORY

INDIANA

Who Can I Talk To For More Information?

Indiana State Contact:
Skip Powers
317-243-5176

EPA Region 5 Contact:
Dennis Wesolowski
312-353-5907

National Library of Medicine:
TRI Representative
301-496-6531
800-272-4787

Top Ten Facilities for Releases

Facility	City, County	Air Emissions Pounds	Surface Water Discharges Pounds	Underground Injection Pounds	Releases to Land Pounds	Total Releases Pounds
Inland Steel Co.	East Chicago, Lake	2,114,705	942,305	4,406,600	43,219,050	50,682,660
GE Plastics	Mount Vernon, Posey	7,942,183	44,754	0	0	7,986,937
Bethlehem Steel Corp.	Chesterton, Porter	1,173,050	412,000	3,246,007	476,000	5,307,057
Eli Lilly & Co.	Shadeland, Tippecanoe	4,152,370	575,575	0	0	4,727,945
USS Gary Works	Gary, Lake	3,269,540	416,400	0	788,068	4,474,008
3M Co.	Hartford City, Blackford	4,341,470	0	0	0	4,341,470
Eli Lilly & Co.	Clinton, Vermillion	3,961,185	48,755	0	244,975	4,254,915
R. R. Donnelley & Sons Co.	Warsaw, Kosciusko	3,128,002	121	0	0	3,128,123
Subaru-Isuzu Automotive Inc.	Lafayette, Tippecanoe	2,925,020	0	0	0	2,925,020
Allied-Signal Inc.	Franklin, Johnson	2,480,000	0	0	0	2,480,000

1990 TOXICS RELEASE INVENTORY

IOWA

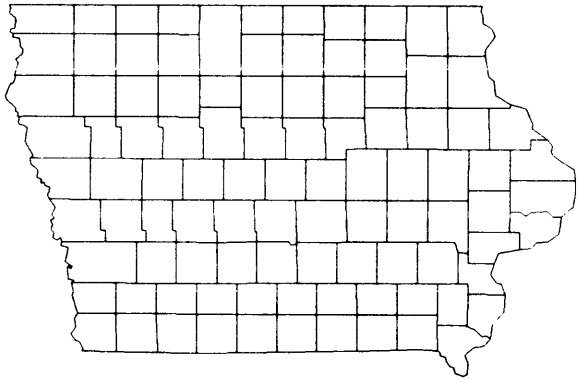

Population: 2,776,755

Total TRI Facilities: 428

Total TRI Forms: 1,291

National Air/Water/Land Rank: 26

Reported Releases and Transfers (pounds)

Total Releases:	40,689,327
Air Emissions:	38,092,426
Surface Water Discharges:	2,313,802
Underground Injection:	20
Releases to Land:	283,079
Total Transfers:	11,309,968
Transfers to POTWs*:	7,225,667
Off-site Transfers:	4,084,301

*Publicly Owned Treatment Works

Top Five Chemicals Released

Chemical	Air Emissions Pounds	Surface Water Discharges Pounds	Underground Injection Pounds	Releases to Land Pounds	Total Releases Pounds
Ammonia	8,367,744	2,102,240	0	8,752	10,478,736
Toluene	6,896,867	250	0	63,257	6,960,374
Xylene (mixed isomers)	3,677,125	1,203	0	1,098	3,679,426
Methanol	2,698,900	22,620	0	8	2,721,528
1,1,1-Trichloroethane	2,554,108	263	0	7,755	2,562,126

1990 TOXICS RELEASE INVENTORY

IOWA

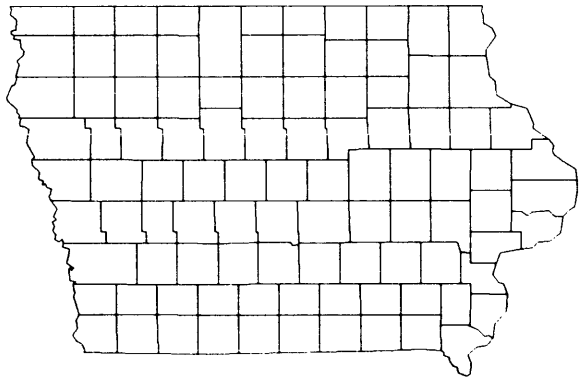

Who Can I Talk To For More Information?

Iowa State Contact:
Pete Hamlin
515-281-8852

EPA Region 7 Contact:
EPA Region 7 Toll Free Number
800-223-0425

National Library of Medicine:
TRI Representative
301-496-6531
800-272-4787

Top Ten Facilities for Releases

Facility	City, County	Air Emissions Pounds	Surface Water Discharges Pounds	Underground Injection Pounds	Releases to Land Pounds	Total Releases Pounds
3M Co.	Knoxville, Marion	4,230,530	0	0	0	4,230,530
Terra International Inc.	Sergeant Bluff, Woodbury	3,836,655	97,260	0	0	3,933,915
Alcoa	Davenport, Scott	2,511,648	4,252	0	0	2,515,900
Climax Molybdenum Co.	Fort Madison, Lee	2,280,880	14,280	0	0	2,295,160
Norplex Oak, Allied-Signal	Postville, Allamakee	1,918,018	0	0	0	1,918,018
Arcadian Corp.	Clinton, Clinton	1,647,599	38,230	0	37,432	1,723,261
Monsanto Co.	Muscatine, Muscatine	1,476,236	90,131	0	0	1,566,367
IBP Inc., Occidental Petroleum	Columbus Junction, Louisa	45,284	1,221,756	0	250	1,267,290
Quantum Chemical Corp.	Clinton, Clinton	1,106,730	4	0	0	1,106,734
International Paper	Clinton, Clinton	959,500	0	0	0	959,500

1990 TOXICS RELEASE INVENTORY

KANSAS

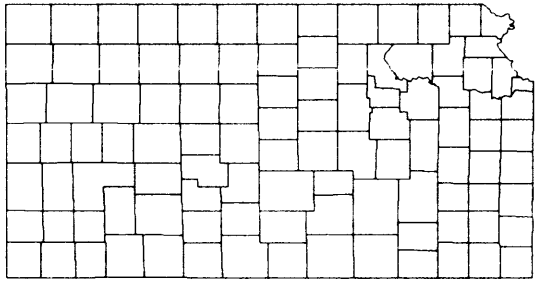

Population: 2,477,574

Total TRI Facilities: 258

Total TRI Forms: 928

National Air/Water/Land Rank: 30

Reported Releases and Transfers (pounds)

Total Releases:	89,893,215
Air Emissions:	28,818,781
Surface Water Discharges:	1,044,876
Underground Injection:	58,706,062
Releases to Land:	1,323,496
Total Transfers:	11,058,099
Transfers to POTWs*:	2,703,128
Off-site Transfers:	8,354,971

*Publicly Owned Treatment Works

Top Five Chemicals Released

Chemical	Air Emissions Pounds	Surface Water Discharges Pounds	Underground Injection Pounds	Releases to Land Pounds	Total Releases Pounds
Hydrochloric acid	44,284	765	45,090,005	20	45,135,074
Sulfuric acid	49,548	25	13,000,000	2,197	13,051,770
Ammonia	5,322,560	62,870	4,417	1,039,851	6,429,698
Toluene	2,863,093	706	2,800	540	2,867,139
Trichloroethylene	2,385,290	255	800	0	2,386,345

1990 TOXICS RELEASE INVENTORY

KANSAS

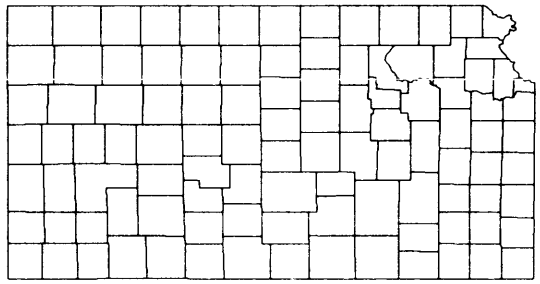

Who Can I Talk To For More Information?

Kansas State Contact:
Karl Birns
913-296-1690

EPA Region 7 Contact:
EPA Region 7 Toll Free Number
800-223-0425

National Library of Medicine:
TRI Representative
301-496-6531
800-272-4787

Top Ten Facilities for Releases

Facility	City, County	Air Emissions Pounds	Surface Water Discharges Pounds	Underground Injection Pounds	Releases to Land Pounds	Total Releases Pounds
Vulcan Chemicals	Wichita, Sedgwick	582,059	0	58,606,820	0	59,188,879
Boeing Wichita	Wichita, Sedgwick	5,330,371	1,220	0	0	5,331,591
Farmland Industries Inc.	Lawrence, Douglas	3,173,550	959,560	0	500	4,133,610
Farmland Industries Inc.	Coffeyville, Montgomery	3,284,046	18,653	0	0	3,302,699
Texaco Refining & Marketing	El Dorado, Butler	1,686,195	14,241	0	0	1,700,436
Flexel Inc.	Tecumseh, Shawnee	1,509,500	2,960	0	0	1,512,460
General Motors Corp	Kansas City, Wyandotte	1,311,210	0	0	0	1,311,210
Excel Corp.	Dodge City, Ford	27,780	0	0	948,404	976,184
Farmland Industries Inc.	Dodge City, Ford	824,750	0	0	87,750	912,500
National Beef Packing Co.	Liberal, Seward	891,630	0	0	0	891,630

1990 TOXICS RELEASE INVENTORY

KENTUCKY

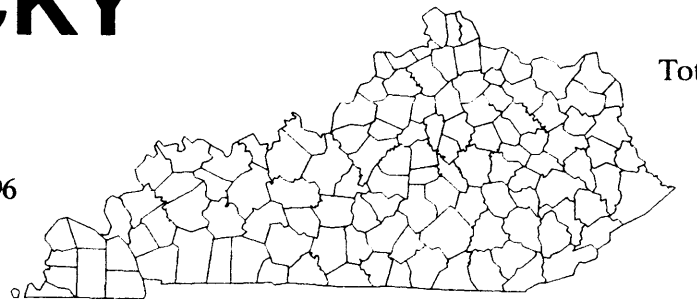

Population: 3,685,296

Total TRI Facilities: 404

Total TRI Forms: 1,625

National Air/Water/Land Rank: 24

Reported Releases and Transfers (pounds)

Total Releases:	42,400,826
Air Emissions:	40,618,031
Surface Water Discharges:	683,285
Underground Injection:	50
Releases to Land:	1,099,460
Total Transfers:	25,874,596
Transfers to POTWs*:	2,218,064
Off-site Transfers:	23,656,532

*Publicly Owned Treatment Works

Top Five Chemicals Released

Chemical	Air Emissions Pounds	Surface Water Discharges Pounds	Underground Injection Pounds	Releases to Land Pounds	Total Releases Pounds
Toluene	8,476,610	719	5	1,530	8,478,864
Xylene (mixed isomers)	4,597,087	550	0	760	4,598,397
Methanol	4,394,941	117,111	0	15,255	4,527,307
Acetone	2,633,858	8,010	0	360	2,642,228
1,1,1-Trichloroethane	2,215,042	590	0	0	2,215,632

1990 TOXICS RELEASE INVENTORY

KENTUCKY

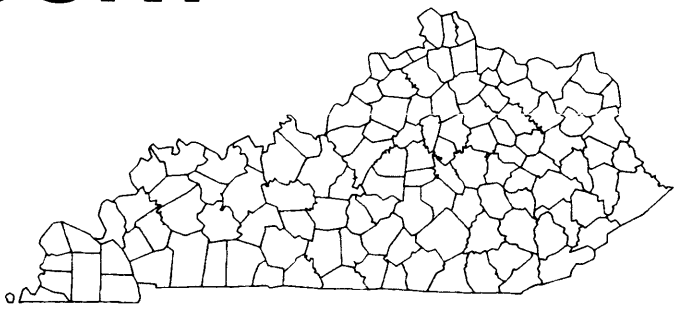

Who Can I Talk To For More Information?

Kentucky State Contact:
Valerie Hudson
502-564-2150

EPA Region 4 Contact:
Carlton D. Hailey
404-347-1033

National Library of Medicine:
TRI Representative
301-496-6531
800-272-4787

Top Ten Facilities for Releases

Facility	City, County	Air Emissions Pounds	Surface Water Discharges Pounds	Underground Injection Pounds	Releases to Land Pounds	Total Releases Pounds
American Synthetic Rubber Co	Louisville, Jefferson	5,290,516	381	0	0	5,290,897
Air Products & Chemicals Inc	Calvert City, Marshall	4,658,964	15,403	0	0	4,674,367
GTE Products Corp.	Versailles, Woodford	2,240,455	0	0	0	2,240,455
Toyota Motor Mfg. USA Inc.	Georgetown, Scott	1,927,150	1,250	0	0	1,928,400
Westlake Monomers Corp.	Calvert City, Marshall	1,712,314	0	0	0	1,712,314
E. R. Carpenter Co. Inc.	Russellville, Logan	1,146,500	0	0	0	1,146,500
Commonwealth Aluminum	Lewisport, Hancock	1,123,418	554	0	0	1,123,972
Standard Gravure Corp.	Louisville, Jefferson	1,051,500	0	0	0	1,051,500
Imco Recycling	Morgantown, Butler	40,750	0	0	951,500	992,250
GE Appliances	Louisville, Jefferson	985,752	0	0	0	985,752

1990 TOXICS RELEASE INVENTORY

LOUISIANA

Population: 4,219,973

Total TRI Facilities: 312

Total TRI Forms: 1,833

National Air/Water/Land Rank: 1

Reported Releases and Transfers (pounds)

Total Releases:	427,382,518
Air Emissions:	106,307,258
Surface Water Discharges:	101,001,833
Underground Injection:	218,554,054
Releases to Land:	1,519,373
Total Transfers:	15,591,716
Transfers to POTWs*:	53,776
Off-site Transfers:	15,537,940

*Publicly Owned Treatment Works

Top Five Chemicals Released

Chemical	Air Emissions Pounds	Surface Water Discharges Pounds	Underground Injection Pounds	Releases to Land Pounds	Total Releases Pounds
Ammonia	48,927,723	4,516,023	85,953,957	90,999	139,488,702
Sulfuric acid	1,202,465	16,303,261	80,000,000	148,642	97,654,368
Phosphoric acid	29,910	74,437,761	1,500,005	635,636	76,603,312
Methanol	7,018,912	1,796,866	8,275,579	50,294	17,141,651
Acetonitrile	136,802	3,505	12,102,954	4	12,243,265

1990 TOXICS RELEASE INVENTORY

LOUISIANA

Who Can I Talk To For More Information?

Louisiana State Contact:
R. Bruce Hammatt
504-765-0672

EPA Region 6 Contact:
Warren Layne
214-655-7244

National Library of Medicine:
TRI Representative
301-496-6531
800-272-4787

Top Ten Facilities for Releases

Facility	City, County	Air Emissions Pounds	Surface Water Discharges Pounds	Underground Injection Pounds	Releases to Land Pounds	Total Releases Pounds
American Cyanamid Co.	Westwego, Jefferson	582,489	262,493	161,186,000	0	162,030,982
Freeport McMoran, Agrico Chemical Co	Saint James, St James	14,211,310	42,061,200	0	266,305	56,538,815
Freeport McMoran, Agrico Chemical Co	Uncle Sam, St James	703,717	35,210,300	0	241,950	36,155,967
Arcadian Corp.	Geismar, Ascension	2,193,515	14,200,265	0	238,000	16,631,780
Citgo Petroleum Corp.	Lake Charles, Calcasieu	1,546,649	83,202	10,165,100	22,907	11,817,858
Triad Chemical	Donaldsonville, Ascension	11,302,774	475,124	0	0	11,777,898
CF Industries Inc.	Donaldsonville, Ascension	10,769,954	660,635	0	0	11,430,589
Star Enterprise	Union, St James	141,484	27,697	8,740,905	468	8,910,554
Uniroyal Chemical Co. Inc.	Geismar, Ascension	371,718	177	6,202,752	0	6,574,647
Angus Chemical Co.	Sterlington, Ouachita	547,749	110,130	5,841,000	0	6,498,879

1990 TOXICS RELEASE INVENTORY

MAINE

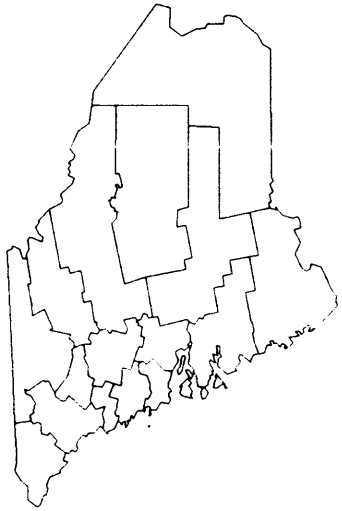

Population: 1,227,928

Total TRI Facilities: 114

Total TRI Forms: 390

National Air/Water/Land Rank: 40

Reported Releases and Transfers (pounds)

Total Releases:	14,827,295
Air Emissions:	13,696,471
Surface Water Discharges:	625,878
Underground Injection:	0
Releases to Land:	504,946
Total Transfers:	2,251,714
Transfers to POTWs*:	898,682
Off-site Transfers:	1,353,032

*Publicly Owned Treatment Works

Top Five Chemicals Released

Chemical	Air Emissions Pounds	Surface Water Discharges Pounds	Underground Injection Pounds	Releases to Land Pounds	Total Releases Pounds
Sulfuric acid	2,463,498	4,981	0	826	2,469,305
Methanol	1,993,113	2,950	0	291,250	2,287,313
Glycol ethers	1,405,302	17,406	0	0	1,422,708
Chlorine	1,326,828	44,623	0	0	1,371,451
1,1,1-Trichloroethane	1,323,702	0	0	0	1,323,702

1990 TOXICS RELEASE INVENTORY

MAINE

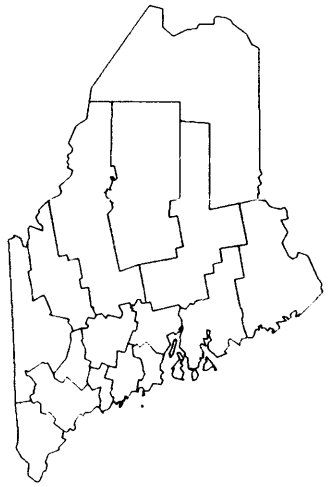

Who Can I Talk To For More Information?

Maine State Contact:
Rayna Leibowitz
207-289-4080

EPA Region 1 Contact:
Dwight Peavey
617-565-4502

National Library of Medicine:
TRI Representative
301-496-6531
800-272-4787

Top Ten Facilities for Releases

Facility	City, County	Air Emissions Pounds	Surface Water Discharges Pounds	Underground Injection Pounds	Releases to Land Pounds	Total Releases Pounds
Georgia-Pacific Corp.	Woodland, Washington	2,078,702	28,820	0	0	2,107,522
International Paper	Jay, Franklin	1,169,110	46,600	0	35,655	1,251,365
Prime Tanning Co. Inc.	Berwick, York	1,058,585	0	0	0	1,058,585
Great Northern Nekoosa Corp.	Millinocket, Penobscot	985,300	30,800	0	0	1,016,100
James River Paper Co. Inc.	Old Town, Penobscot	993,154	12,914	0	0	1,006,068
Boise Cascade Paper Group	Rumford, Oxford	959,022	28,546	0	0	987,568
S.D. Warren Co.	Westbrook, Cumberland	809,450	6,600	0	0	816,050
Jones & Vining Inc.	Lewiston, Androscoggin	768,325	0	0	0	768,325
Lincoln Pulp & Paper Co. Inc	Lincoln, Penobscot	437,260	4,810	0	264,850	706,920
Pioneer Plastics Corp.	Auburn, Androscoggin	464,265	5	0	0	464,270

1990 TOXICS RELEASE INVENTORY

MARYLAND

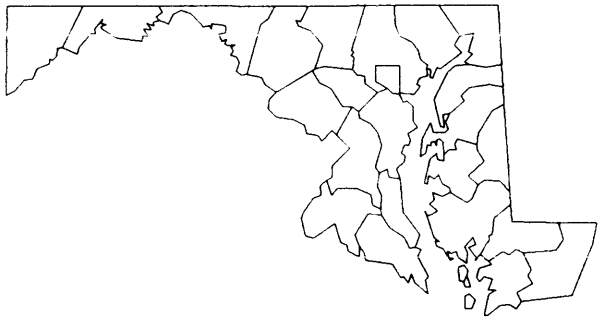

Population: 4,781,468

Total TRI Facilities: 229

Total TRI Forms: 779

National Air/Water/Land Rank: 38

Reported Releases and Transfers (pounds)

Total Releases:	16,056,005
Air Emissions:	12,907,901
Surface Water Discharges:	1,279,056
Underground Injection:	55
Releases to Land:	1,868,993
Total Transfers:	7,372,836
Transfers to POTWs*:	4,434,876
Off-site Transfers:	2,937,960

*Publicly Owned Treatment Works

Top Five Chemicals Released

Chemical	Air Emissions Pounds	Surface Water Discharges Pounds	Underground Injection Pounds	Releases to Land Pounds	Total Releases Pounds
Toluene	2,649,726	96	0	206	2,650,028
Hydrochloric acid	1,761,624	5	5	270	1,761,904
1,1,1-Trichloroethane	1,336,243	0	0	250	1,336,493
Manganese compounds	86,596	83,811	0	1,003,037	1,173,444
Ammonia	628,035	391,749	10	304	1,020,098

1990 TOXICS RELEASE INVENTORY

MARYLAND

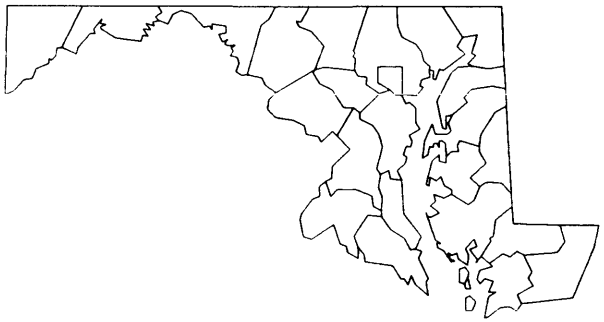

Who Can I Talk To For More Information?

Maryland State Contact:
Marsha Ways
410-631-3800

EPA Region 3 Contact:
Mikal Shabazz
215-597-3659

National Library of Medicine:
TRI Representative
301-496-6531
800-272-4787

Top Ten Facilities for Releases

Facility	City, County	Air Emissions Pounds	Surface Water Discharges Pounds	Underground Injection Pounds	Releases to Land Pounds	Total Releases Pounds
Bethlehem Steel Corp.	Sparrows Point, Baltimore	690,888	297,449	0	1,752,291	2,740,628
Westvaco Corp.	Luke, Allegany	2,422,455	0	0	0	2,422,455
Quebecor Printing Memphis Inc	Glen Burnie, Anne Arundel	2,105,332	0	0	0	2,105,332
American Cyanamid Co.	Havre De Grace, Harford	899,918	0	0	0	899,918
W. D. Byron & Sons Inc.	Williamsport, Washington	470,332	324,874	0	596	795,802
General Motors Corp.	Baltimore, Baltimore City	669,880	0	0	0	669,880
FMC Corp.	Baltimore, Baltimore City	653,599	6,093	0	0	659,692
W. R. Grace & Co.	Baltimore, Baltimore	273,365	353,550	0	1,010	627,925
Westinghouse Electric Corp.	Linthicum Heights, Anne Arundel	244,345	0	0	0	244,345
Crown Beverage Packaging	Baltimore, Baltimore City	234,850	0	0	0	234,850

1990 TOXICS RELEASE INVENTORY

MASSACHUSETTS

Population: 6,016,425

Total TRI Facilities: 672

Total TRI Forms: 1,983

National Air/Water/Land Rank: 35

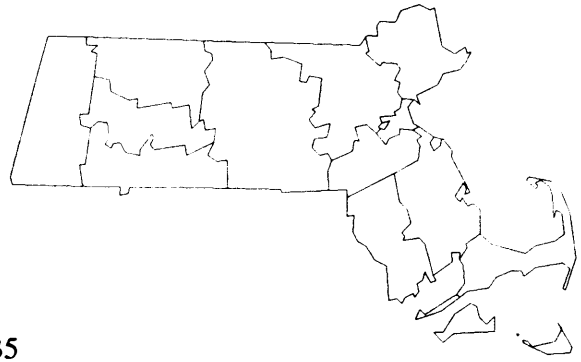

Reported Releases and Transfers (pounds)

Total Releases:	20,838,978
Air Emissions:	20,497,015
Surface Water Discharges:	264,175
Underground Injection:	50
Releases to Land:	77,738
Total Transfers:	20,390,957
Transfers to POTWs*:	7,164,378
Off-site Transfers:	13,226,579

*Publicly Owned Treatment Works

Top Five Chemicals Released

Chemical	Air Emissions Pounds	Surface Water Discharges Pounds	Underground Injection Pounds	Releases to Land Pounds	Total Releases Pounds
Toluene	4,041,600	525	5	2,101	4,044,231
1,1,1-Trichloroethane	3,853,563	255	5	20	3,853,843
Freon 113	2,002,013	5	0	0	2,002,018
Methyl ethyl ketone	1,950,167	5	0	0	1,950,172
Trichloroethylene	1,581,622	251	0	84	1,581,957

1990 TOXICS RELEASE INVENTORY

MASSACHUSETTS

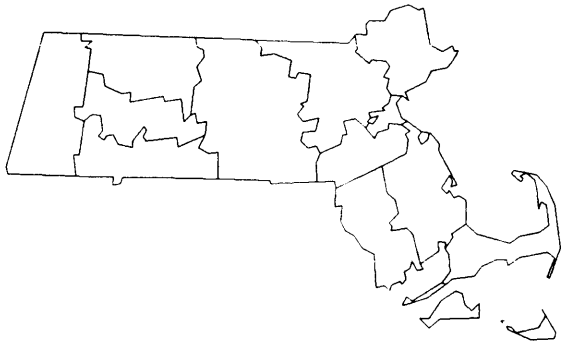

Who Can I Talk To For More Information?

Massachusetts State Contact:
Suszi Peck
617-292-5870

EPA Region 1 Contact:
Dwight Peavey
617-565-4502

National Library of Medicine:
TRI Representative
301-496-6531
800-272-4787

Top Ten Facilities for Releases

Facility	City, County	Air Emissions Pounds	Surface Water Discharges Pounds	Underground Injection Pounds	Releases to Land Pounds	Total Releases Pounds
Graphics Technology International	South Hadley, Hampshire	1,671,296	520	0	100	1,671,916
AT&T	North Andover, Essex	862,175	7,980	0	0	870,155
Archer Rubber Co.	Milford, Worcester	572,951	0	0	0	572,951
Raytheon Co.	Andover, Essex	522,942	0	0	0	522,942
Dennison Mfg. Co.	Framingham, Middlesex	478,317	0	0	0	478,317
Ideal Tape Co.	Lowell, Middlesex	439,350	0	0	0	439,350
Norton Co.	Worcester, Worcester	428,217	0	0	0	428,217
Erving Paper Mills	Erving, Franklin	400,545	0	0	0	400,545
GE Co.	Lynn, Essex	354,884	0	0	0	354,884
Globe Manufacturing Co.	Fall River, Bristol	342,855	0	0	0	342,855

1990 TOXICS RELEASE INVENTORY

MICHIGAN

Population: 9,295,297

Total TRI Facilities: 963

Total TRI Forms: 3,847

National Air/Water/Land Rank: 8

Reported Releases and Transfers (pounds)

Total Releases:	119,854,915
Air Emissions:	85,080,267
Surface Water Discharges:	818,096
Underground Injection:	8,390,267
Releases to Land:	25,566,285
Total Transfers:	75,596,796
Transfers to POTWs*:	13,995,825
Off-site Transfers:	61,600,971

*Publicly Owned Treatment Works

Top Five Chemicals Released

Chemical	Air Emissions Pounds	Surface Water Discharges Pounds	Underground Injection Pounds	Releases to Land Pounds	Total Releases Pounds
Copper compounds	2,033,479	1,563	18,120	16,412,426	18,465,588
Toluene	14,654,387	1,342	2,445	25	14,658,199
Xylene (mixed isomers)	11,805,955	441	10,517	85	11,816,998
Acetone	9,474,537	10,724	1,523,597	1,645	11,010,503
Methanol	4,578,987	167,068	4,554,860	30,600	9,331,515

1990 TOXICS RELEASE INVENTORY

MICHIGAN

Who Can I Talk To For More Information?

Michigan State Contact:
Kent Kanagy
517-373-4802

EPA Region 5 Contact:
Dennis Wesolowski
312-353-5907

National Library of Medicine:
TRI Representative
301-496-6531
800-272-4787

Top Ten Facilities for Releases

Facility	City, County	Air Emissions Pounds	Surface Water Discharges Pounds	Underground Injection Pounds	Releases to Land Pounds	Total Releases Pounds
Copper Range Co.	White Pine, Ontonagon	2,020,000	600	0	16,400,000	18,420,600
General Motors Corp	Saginaw, Saginaw	949,562	0	0	8,658,605	9,608,167
Upjohn Co.	Portage, Kalamazoo	5,301,550	159,849	2,673,391	0	8,134,790
Parke-Davis	Holland, Ottawa	90,247	80	4,288,640	0	4,378,967
American Tape Co.	Marysville, St Clair	3,258,683	0	0	0	3,258,683
General Motors Corp, Truck & Bus Group	Flint, Genesee	2,398,330	1,000	0	0	2,399,330
Eagle Ottawa Leather Co.	Grand Haven, Ottawa	2,164,629	0	0	0	2,164,629
National Steel Corp.	Ecorse, Wayne	1,869,035	140,500	0	0	2,009,535
Mazda Motor (USA) Corp.	Flat Rock, Wayne	1,988,455	2,642	0	0	1,991,097
Ford Motor Co.	Utica, Macomb	1,772,800	0	0	0	1,772,800

1990 TOXICS RELEASE INVENTORY

MINNESOTA

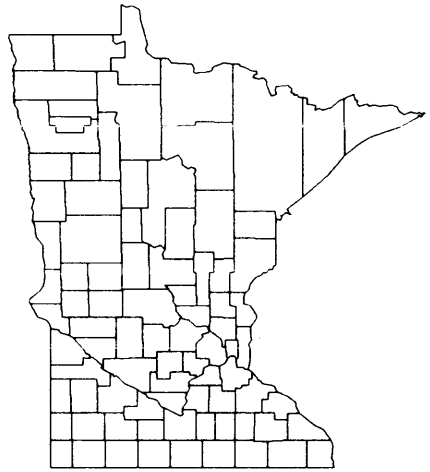

Population: 4,375,099

Total TRI Facilities: 544

Total TRI Forms: 1,588

National Air/Water/Land Rank: 21

Reported Releases and Transfers (pounds)

Total Releases:	52,041,255
Air Emissions:	49,644,558
Surface Water Discharges:	852,499
Underground Injection:	20
Releases to Land:	1,544,178
Total Transfers:	11,320,033
Transfers to POTWs*:	6,863,998
Off-site Transfers:	4,456,035

*Publicly Owned Treatment Works

Top Five Chemicals Released

Chemical	Air Emissions Pounds	Surface Water Discharges Pounds	Underground Injection Pounds	Releases to Land Pounds	Total Releases Pounds
Methyl ethyl ketone	12,786,476	1,910	0	0	12,788,386
Toluene	12,758,642	79	0	8,094	12,766,815
Xylene (mixed isomers)	4,754,197	55	0	800	4,755,052
1,1,1-Trichloroethane	3,098,528	51	0	0	3,098,579
Freon 113	1,880,315	0	0	0	1,880,315

1990 TOXICS RELEASE INVENTORY

MINNESOTA

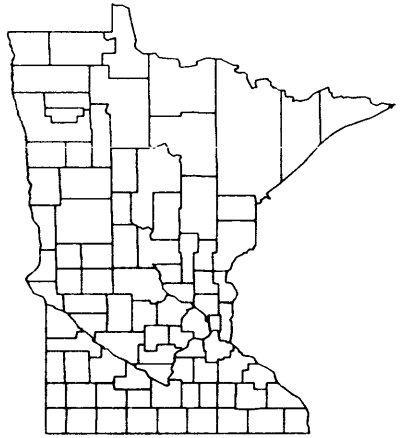

Who Can I Talk To For More Information?

Minnesota State Contact:
Steve Tomlyanovich
612-643-3542

EPA Region 5 Contact:
Dennis Wesolowski
312-353-5907

National Library of Medicine:
TRI Representative
301-496-6531
800-272-4787

Top Ten Facilities for Releases

Facility	City, County	Air Emissions Pounds	Surface Water Discharges Pounds	Underground Injection Pounds	Releases to Land Pounds	Total Releases Pounds
3M Co., Cv & Ap Plant	Hutchinson, Mc Leod	20,106,008	0	0	0	20,106,008
3M Co.	Saint Paul, Ramsey	2,267,570	30	0	0	2,267,600
3M Co.	Cottage Grove, Washington	1,622,892	363,187	0	41	1,986,120
Koch Refining Co.	Saint Paul, Dakota	1,380,506	246,332	0	14,988	1,641,826
North Star Steel	Saint Paul, Ramsey	214,400	0	0	1,388,000	1,602,400
Andersen Corp.	Bayport, Washington	1,327,460	0	0	0	1,327,460
Boise Cascade	International Falls, Koochiching	1,035,845	75,400	0	5,635	1,116,880
Ford Twin Cities Assembly Plant	Saint Paul, Ramsey	1,062,961	0	0	0	1,062,961
White Consolidated Industries	Saint Cloud, Stearns	750,310	0	0	0	750,310
Sheldahl Inc.	Northfield, Rice	704,015	0	0	0	704,015

1990 TOXICS RELEASE INVENTORY

MISSISSIPPI

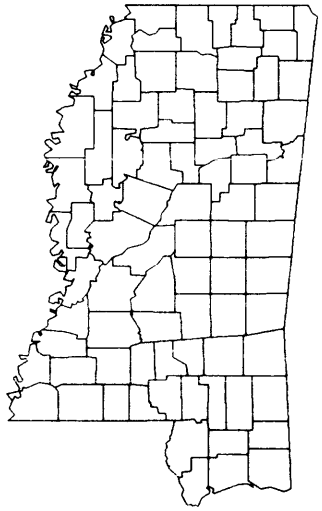

Population: 2,573,216

Total TRI Facilities: 300

Total TRI Forms: 1,100

National Air/Water/Land Rank: 19

Reported Releases and Transfers (pounds)

Total Releases:	103,653,085
Air Emissions:	55,763,313
Surface Water Discharges:	2,252,717
Underground Injection:	40,396,040
Releases to Land:	5,241,015
Total Transfers:	5,103,678
Transfers to POTWs*:	1,266,384
Off-site Transfers:	3,837,294

*Publicly Owned Treatment Works

Top Five Chemicals Released

Chemical	Air Emissions Pounds	Surface Water Discharges Pounds	Underground Injection Pounds	Releases to Land Pounds	Total Releases Pounds
Hydrochloric acid	1,451,540	770	33,000,000	2,005	34,454,315
Ammonia	14,030,561	575,581	0	601,537	15,207,679
Sulfuric acid	192,312	1,242	7,395,000	18,365	7,606,919
Toluene	6,173,170	2,622	255	1,531	6,177,578
Carbonyl sulfide	5,821,000	0	0	0	5,821,000

1990 TOXICS RELEASE INVENTORY

MISSISSIPPI

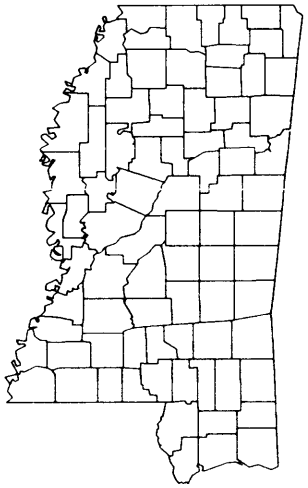

Who Can I Talk To For More Information?

Mississippi State Contact:
John David Burns
601-960-9000

EPA Region 4 Contact:
Carlton D. Hailey
404-347-1033

National Library of Medicine:
TRI Representative
301-496-6531
800-272-4787

Top Ten Facilities for Releases

Facility	City, County	Air Emissions Pounds	Surface Water Discharges Pounds	Underground Injection Pounds	Releases to Land Pounds	Total Releases Pounds
Du Pont	Pass Christian, Harrison	5,890,700	430	33,000,000	2,000	38,893,130
Mississippi Chemical Corp.	Yazoo City, Yazoo	12,287,721	653,180	0	0	12,940,901
Engelhard Corp.	Jackson, Hinds	6,650	0	7,395,000	0	7,401,650
Kerr-McGee Chemical Corp.	Hamilton, Monroe	233,255	296,320	0	5,137,900	5,667,475
Gencorp Polymer Products	Columbus, Lowndes	3,452,357	15	0	0	3,452,372
Amoco Petroleum Additives Co	Natchez, Adams	2,896,856	0	0	0	2,896,856
Chevron USA Inc.	Pascagoula, Jackson	1,601,100	200,800	0	16,750	1,818,650
Ringier America Inc.	Corinth, Alcorn	1,816,400	0	0	0	1,816,400
IPC Corinth Div. Inc.	Corinth, Alcorn	1,704,661	5	0	0	1,704,666
Heatcraft Inc.	Grenada, Grenada	1,497,814	0	0	0	1,497,814

1990 TOXICS RELEASE INVENTORY

MISSOURI

Population: 5,117,073

Total TRI Facilities: 606

Total TRI Forms: 2,243

National Air/Water/Land Rank: 17

Reported Releases and Transfers (pounds)

Total Releases:	68,697,412
Air Emissions:	44,290,923
Surface Water Discharges:	1,518,912
Underground Injection:	30
Releases to Land:	22,887,547
Total Transfers:	40,178,122
Transfers to POTWs*:	30,356,538
Off-site Transfers:	9,821,584

*Publicly Owned Treatment Works

Top Five Chemicals Released

Chemical	Air Emissions Pounds	Surface Water Discharges Pounds	Underground Injection Pounds	Releases to Land Pounds	Total Releases Pounds
Zinc compounds	180,371	1,750	0	16,648,658	16,830,779
Xylene (mixed isomers)	7,689,499	255	0	250	7,690,004
Lead compounds	425,246	1,179	0	5,122,155	5,548,580
Toluene	4,855,804	107	0	5	4,855,916
1,1,1-Trichloroethane	4,209,923	0	0	1	4,209,924

1990 TOXICS RELEASE INVENTORY

MISSOURI

Who Can I Talk To For More Information?

Missouri State Contact:
Dean Martin
314-526-3349

EPA Region 7 Contact:
EPA Region 7 Toll Free Number
800-223-0425

National Library of Medicine:
TRI Representative
301-496-6531
800-272-4787

Top Ten Facilities for Releases

Facility	City, County	Air Emissions Pounds	Surface Water Discharges Pounds	Underground Injection Pounds	Releases to Land Pounds	Total Releases Pounds
Herculaneum Smelter	Herculaneum, Jefferson	395,537	420	0	13,695,175	14,091,132
Asarco Inc.	Glover, Iron	86,844	329	0	8,238,576	8,325,749
3M Co.	Nevada, Vernon	2,903,420	0	0	12,770	2,916,190
Ford Motor Co.	Claycomo, Clay	2,450,137	0	0	0	2,450,137
General Motors Corp	Wentzville, St Charles	2,124,870	0	0	0	2,124,870
Syntex Agribusiness Inc.	Springfield, Greene	2,024,312	0	0	0	2,024,312
Ireco Inc.	Louisiana, Pike	961,000	932,740	0	10,000	1,903,740
Ford Motor Co.	Hazelwood, St Louis	1,729,218	0	0	0	1,729,218
Missouri Chemical Works	Louisiana, Pike	1,179,900	960	0	139,000	1,319,860
Chrysler Motors Corp.	Fenton, St Louis	1,282,639	0	0	0	1,282,639

1990 TOXICS RELEASE INVENTORY

MONTANA

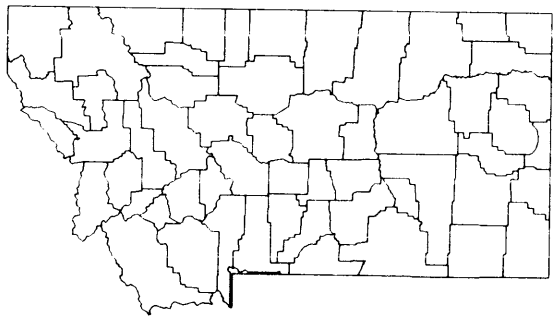

Population: 799,065

Total TRI Facilities: 28

Total TRI Forms: 128

National Air/Water/Land Rank: 23

Reported Releases and Transfers (pounds)

Total Releases:	42,677,089
Air Emissions:	2,476,359
Surface Water Discharges:	105,362
Underground Injection:	0
Releases to Land:	40,095,368
Total Transfers:	373,204
Transfers to POTWs*:	30,042
Off-site Transfers:	343,162

*Publicly Owned Treatment Works

Top Five Chemicals Released

Chemical	Air Emissions Pounds	Surface Water Discharges Pounds	Underground Injection Pounds	Releases to Land Pounds	Total Releases Pounds
Zinc compounds	38,651	0	0	32,020,000	32,058,651
Lead compounds	110,975	5	0	3,000,008	3,110,988
Manganese compounds	1,030	0	0	3,012,000	3,013,030
Copper compounds	20,706	0	0	1,300,000	1,320,706
Hydrogen fluoride	536,200	0	0	0	536,200

1990 TOXICS RELEASE INVENTORY

MONTANA

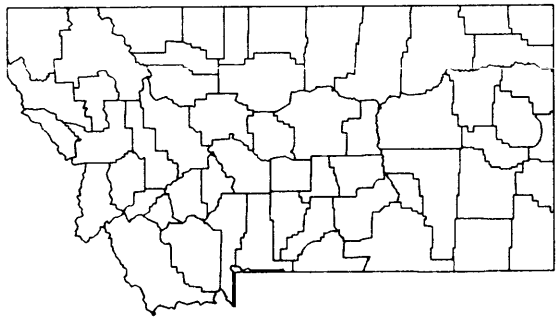

Who Can I Talk To For More Information?

Montana State Contact:
Tom Ellerhoff
406-444-3948

EPA Region 8 Contact:
Dianne Theil
303-293-1735

National Library of Medicine:
TRI Representative
301-496-6531
800-272-4787

Top Ten Facilities for Releases

Facility	City, County	Air Emissions Pounds	Surface Water Discharges Pounds	Underground Injection Pounds	Releases to Land Pounds	Total Releases Pounds
Asarco Inc.	East Helena, Lewis and Clark	244,396	0	0	40,059,900	40,304,296
Exxon Co. USA	Billings, Yellowstone	578,805	38,000	0	58	616,863
Stone Container Corp.	Missoula, Missoula	337,800	61,100	0	8,800	407,700
Columbia Falls Aluminum Co.	Columbia Falls, Flathead	372,100	0	0	0	372,100
Cenex Refinery	Laurel, Yellowstone	200,815	5,785	0	13,455	220,055
Holly Sugar Corp.	Sidney, Richland	212,500	0	0	4,000	216,500
Plum Creek Mfg. L.P.	Columbia Falls, Flathead	148,260	0	0	500	148,760
Conoco Billings Refinery	Billings, Yellowstone	110,094	472	0	0	110,566
Rhone Poulenc Basic Chemical	Silver Bow, Silver Bow	98,605	0	0	0	98,605
Louisiana-Pacific Corp.	Missoula, Missoula	74,524	0	0	0	74,524

1990 TOXICS RELEASE INVENTORY

NEBRASKA

Population: 1,578,385

Total TRI Facilities: 182

Total TRI Forms: 536

National Air/Water/Land Rank: 37

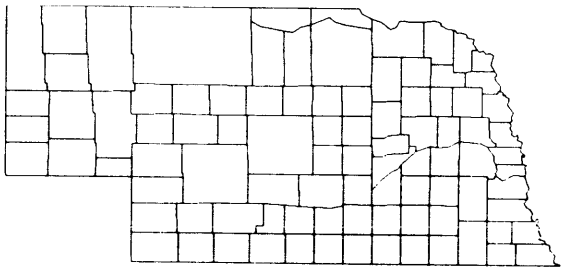

Reported Releases and Transfers (pounds)

Total Releases:	17,382,661
Air Emissions:	16,759,295
Surface Water Discharges:	562,466
Underground Injection:	10
Releases to Land:	60,890
Total Transfers:	8,428,840
Transfers to POTWs*:	1,189,130
Off-site Transfers:	7,239,710

*Publicly Owned Treatment Works

Top Five Chemicals Released

Chemical	Air Emissions Pounds	Surface Water Discharges Pounds	Underground Injection Pounds	Releases to Land Pounds	Total Releases Pounds
Toluene	5,033,809	5	0	0	5,033,814
Ammonia	4,021,294	347,346	0	18,229	4,386,869
Xylene (mixed isomers)	1,555,963	15	0	255	1,556,233
Dichloromethane	1,233,162	5	0	0	1,233,167
Methyl ethyl ketone	1,211,266	15	0	250	1,211,531

1990 TOXICS RELEASE INVENTORY

NEBRASKA

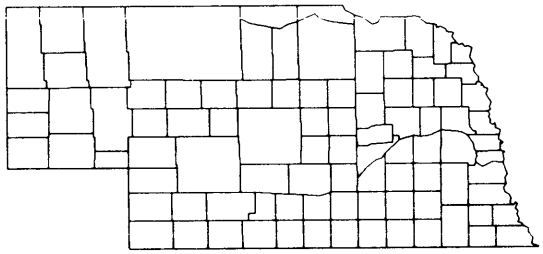

Who Can I Talk To For More Information?

Nebraska State Contact:
John Steinauer
402-471-4251

EPA Region 7 Contact:
EPA Region 7 Toll Free Number
800-223-0425

National Library of Medicine:
TRI Representative
301-496-6531
800-272-4787

Top Ten Facilities for Releases

Facility	City, County	Air Emissions Pounds	Surface Water Discharges Pounds	Underground Injection Pounds	Releases to Land Pounds	Total Releases Pounds
Goodyear Tire & Rubber Co.	Lincoln, Lancaster	3,217,360	220	0	0	3,217,580
Cominco Fertilizers	Beatrice, Gage	1,985,700	132,300	0	1,000	2,119,000
Arcadian Corp.	Laplatte, Sarpy	1,199,670	13,000	0	0	1,212,670
Nashua Corp.	Omaha, Douglas	1,162,500	0	0	0	1,162,500
Smithkline Beecham	Lincoln, Lancaster	1,153,900	0	0	0	1,153,900
Farmland Industries Inc.	Beatrice, Gage	600,190	34,305	0	650	635,145
AT&T Network Systems	Omaha, Douglas	539,507	245	0	0	539,752
Anacomp Inc.	Omaha, Douglas	395,460	0	0	0	395,460
Lackawanna Leather Co.	Omaha, Douglas	328,815	0	0	0	328,815
Crown Beverage Packaging Inc	Omaha, Douglas	318,300	0	0	0	318,300

1990 TOXICS RELEASE INVENTORY

NEVADA

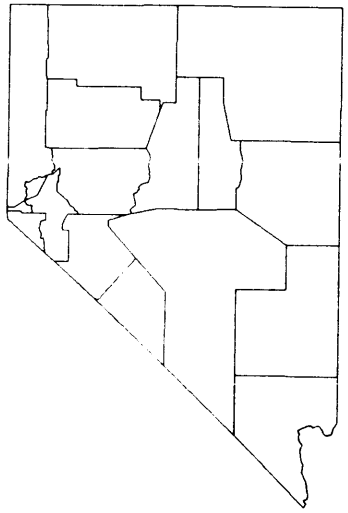

Population: 1,201,833

Total TRI Facilities: 42

Total TRI Forms: 100

National Air/Water/Land Rank: 47

Reported Releases and Transfers (pounds)

Total Releases:	3,269,723
Air Emissions:	722,280
Surface Water Discharges:	251
Underground Injection:	0
Releases to Land:	2,547,192
Total Transfers:	156,758
Transfers to POTWs*:	15,277
Off-site Transfers:	141,481

*Publicly Owned Treatment Works

Top Five Chemicals Released

Chemical	Air Emissions Pounds	Surface Water Discharges Pounds	Underground Injection Pounds	Releases to Land Pounds	Total Releases Pounds
Manganese compounds	12,900	0	0	2,151,400	2,164,300
Toluene	377,665	0	0	0	377,665
Chromium compounds	0	0	0	172,862	172,862
Sulfuric acid	1,287	0	0	130,000	131,287
Manganese	1,000	0	0	84,000	85,000

1990 TOXICS RELEASE INVENTORY

NEVADA

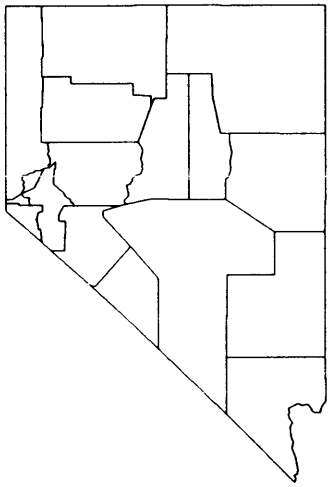

Who Can I Talk To For More Information?

Nevada State Contact:
Joseph Quinn
702-687-4240

EPA Region 9 Contact:
Helen Burke
415-744-1069

National Library of Medicine:
TRI Representative
301-496-6531
800-272-4787

Top Ten Facilities for Releases

Facility	City, County	Air Emissions Pounds	Surface Water Discharges Pounds	Underground Injection Pounds	Releases to Land Pounds	Total Releases Pounds
Kerr-McGee Chemical Corp.	Henderson, Clark	29,080	1	0	2,151,400	2,180,481
R. R. Donnelley & Sons Co.	Reno, Washoe	334,338	0	0	0	334,338
Kennametal Inc.	Fallon, Churchill	3,000	0	0	218,550	221,550
Titanium Metals Corp. of America	Henderson, Clark	255	0	0	172,862	173,117
Carsonite International Corp	Carson City, Carson City	92,143	0	0	0	92,143
Sierra Cast Div.	Carson City, Carson City	62,772	0	0	0	62,772
American Buildings Co.	Carson City, Carson City	53,200	0	0	0	53,200
Sun Chemical Corp.	Reno, Washoe	44,950	0	0	0	44,950
Omneco Inc.	Carson City, Carson City	23,848	0	0	0	23,848
O'Sullivan Plastics Corp.	Yerington, Lyon	22,456	0	0	0	22,456

1990 TOXICS RELEASE INVENTORY

NEW HAMPSHIRE

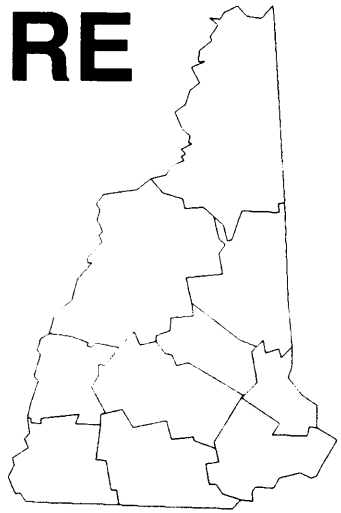

Population: 1,109,252

Total TRI Facilities: 151

Total TRI Forms: 395

National Air/Water/Land Rank: 42

Reported Releases and Transfers (pounds)

Total Releases:	8,298,601
Air Emissions:	7,938,113
Surface Water Discharges:	254,243
Underground Injection:	35
Releases to Land:	106,210
Total Transfers:	1,713,398
Transfers to POTWs*:	450,275
Off-site Transfers:	1,263,123

*Publicly Owned Treatment Works

Top Five Chemicals Released

Chemical	Air Emissions Pounds	Surface Water Discharges Pounds	Underground Injection Pounds	Releases to Land Pounds	Total Releases Pounds
Toluene	1,124,218	0	5	20	1,124,243
1,1,1-Trichloroethane	1,061,257	16	5	20	1,061,298
Freon 113	898,550	5	0	0	898,555
Methyl ethyl ketone	847,260	5	5	20	847,290
Chlorine	690,750	0	0	0	690,750

1990 TOXICS RELEASE INVENTORY

NEW HAMPSHIRE

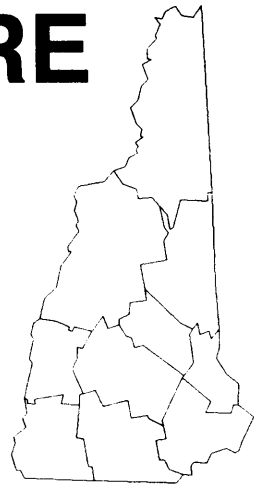

Who Can I Talk To For More Information?

New Hampshire State Contact:
Leland Kimball
603-271-2231

EPA Region 1 Contact:
Dwight Peavey
617-565-4502

National Library of Medicine:
TRI Representative
301-496-6531
800-272-4787

Top Ten Facilities for Releases

Facility	City, County	Air Emissions Pounds	Surface Water Discharges Pounds	Underground Injection Pounds	Releases to Land Pounds	Total Releases Pounds
James River U.S. Holdings Inc	Berlin, Coos	1,517,488	151,684	0	12,480	1,681,652
Nashua Corp.	Merrimack, Hillsborough	697,401	0	0	0	697,401
Davidson Interior Trim/Textron	Dover, Strafford	515,934	0	0	0	515,934
Hadco Corp.	Derry, Rockingham	366,050	0	0	0	366,050
Davidson Instrument Panel, Textron	Farmington, Strafford	315,275	0	0	0	315,275
GE Co.	Somersworth, Strafford	299,470	0	0	0	299,470
Simplex Wire & Cable Co.	Portsmouth, Rockingham	262,915	0	0	0	262,915
Freudenberg-Nok	Bristol, Grafton	212,294	0	0	0	212,294
New Hampshire Ball Bearings	Peterborough, Hillsborough	173,875	0	0	0	173,875
Ashuelot Paper Co.	Hinsdale, Cheshire	0	86,310	0	86,310	172,620

1990 TOXICS RELEASE INVENTORY

NEW JERSEY

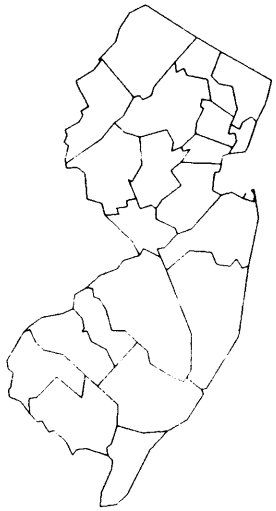

Population: 7,730,188

Total TRI Facilities: 855

Total TRI Forms: 3,103

National Air/Water/Land Rank: 32

Reported Releases and Transfers (pounds)

Total Releases:	25,956,650
Air Emissions:	24,379,219
Surface Water Discharges:	475,408
Underground Injection:	115
Releases to Land:	1,101,908
Total Transfers:	88,865,942
Transfers to POTWs*:	56,375,986
Off-site Transfers:	32,489,956

*Publicly Owned Treatment Works

Top Five Chemicals Released

Chemical	Air Emissions Pounds	Surface Water Discharges Pounds	Underground Injection Pounds	Releases to Land Pounds	Total Releases Pounds
Toluene	4,161,854	2,822	5	3,993	4,168,674
Acetone	3,306,482	1,631	5	55,506	3,363,624
Methanol	2,311,765	14,166	0	2,223	2,328,154
Xylene (mixed isomers)	2,075,891	1,876	5	154,699	2,232,471
Methyl ethyl ketone	1,727,391	1,062	0	44,992	1,773,445

1990 TOXICS RELEASE INVENTORY

NEW JERSEY

Who Can I Talk To For More Information?

New Jersey State Contact:
Shirley Shiffman
609-292-6714

EPA Region 2 Contact:
Nora Lopez
908-906-6890

National Library of Medicine:
TRI Representative
301-496-6531
800-272-4787

Top Ten Facilities for Releases

Facility	City, County	Air Emissions Pounds	Surface Water Discharges Pounds	Underground Injection Pounds	Releases to Land Pounds	Total Releases Pounds
Permacel	New Brunswick, Middlesex	1,251,339	0	0	0	1,251,339
Du Pont Chambers Works	Deepwater, Salem	805,963	166,637	0	277,633	1,250,233
Hercules Inc.	Kenvil, Morris	945,337	0	0	0	945,337
Seton Co.	Newark, Essex	708,069	0	0	750	708,819
Arsynco Inc.	Carlstadt, Bergen	702,220	0	0	0	702,220
General Motors Corp	Linden, Union	637,670	250	0	0	637,920
Kleer Kast, PMC Inc	Kearny, Hudson	575,950	500	0	0	576,450
U.S. Pipe & Foundry Co.	Burlington, Burlington	65,330	0	0	434,680	500,010
Hoffmann-La Roche Inc.	Belvidere, Warren	457,201	3,940	0	0	461,141
Dri-Print Foils Inc.	Rahway, Union	412,577	0	0	0	412,577

1990 TOXICS RELEASE INVENTORY

NEW MEXICO

Population: 1,515,069

Total TRI Facilities: 44

Total TRI Forms: 160

National Air/Water/Land Rank: 29

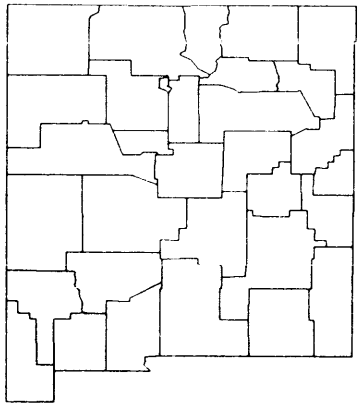

Reported Releases and Transfers (pounds)

Total Releases:	32,648,826
Air Emissions:	2,465,209
Surface Water Discharges:	14
Underground Injection:	20
Releases to Land:	30,183,583
Total Transfers:	340,821
Transfers to POTWs*:	69,430
Off-site Transfers:	271,391

*Publicly Owned Treatment Works

Top Five Chemicals Released

Chemical	Air Emissions Pounds	Surface Water Discharges Pounds	Underground Injection Pounds	Releases to Land Pounds	Total Releases Pounds
Copper compounds	343,510	0	0	20,638,255	20,981,765
Zinc compounds	24,020	0	0	7,907,500	7,931,520
Barium compounds	0	0	0	1,558,000	1,558,000
Sulfuric acid	681,387	0	5	255	681,647
Freon 113	238,181	0	0	0	238,181

1990 TOXICS RELEASE INVENTORY

NEW MEXICO

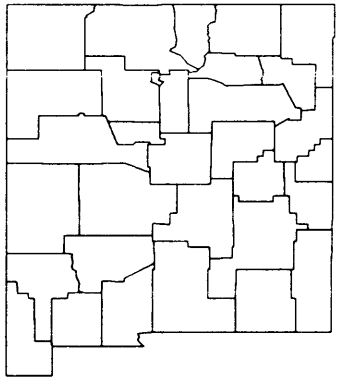

Who Can I Talk To For More Information?

New Mexico State Contact:
Max Johnson
505-827-9223

EPA Region 6 Contact:
Warren Layne
214-655-7244

National Library of Medicine:
TRI Representative
301-496-6531
800-272-4787

Top Ten Facilities for Releases

Facility	City, County	Air Emissions Pounds	Surface Water Discharges Pounds	Underground Injection Pounds	Releases to Land Pounds	Total Releases Pounds
Phelps Dodge Mining Co.	Playas, Hidalgo	728,270	0	0	22,521,455	23,249,725
Chino Mines Co.	Hurley, Grant	309,250	0	0	7,587,000	7,896,250
Bloomfield Refining Co. Inc.	Bloomfield, San Juan	196,132	0	0	4,010	200,142
Navajo Refining Co.	Artesia, Eddy	75,662	0	0	60,798	136,460
Honeywell Corp	Albuquerque, Bernalillo	136,222	0	0	0	136,222
GE Aircraft Engines	Albuquerque, Bernalillo	135,707	9	0	0	135,716
Giant Refining Co.	Gallup, Mc Kinley	125,945	0	0	8,040	133,985
Climax Chemical Co.	Monument, Lea	130,250	0	0	0	130,250
Intel Corp.	Rio Rancho, Sandoval	101,225	0	0	0	101,225
Motorola Ceramic Products	Albuquerque, Bernalillo	91,620	0	0	0	91,620

1990 TOXICS RELEASE INVENTORY

NEW YORK

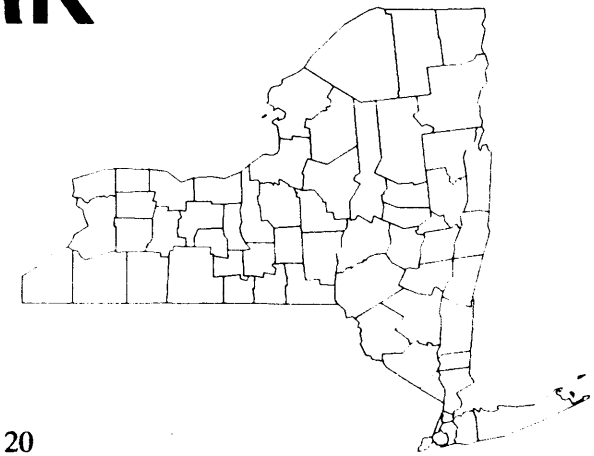

Population: 17,990,455

Total TRI Facilities: 938

Total TRI Forms: 2,882

National Air/Water/Land Rank: 20

Reported Releases and Transfers (pounds)

Total Releases:	60,390,339
Air Emissions:	57,036,268
Surface Water Discharges:	1,613,734
Underground Injection:	145
Releases to Land:	1,740,192
Total Transfers:	36,620,753
Transfers to POTWs*:	12,797,572
Off-site Transfers:	23,823,181

*Publicly Owned Treatment Works

Top Five Chemicals Released

Chemical	Air Emissions Pounds	Surface Water Discharges Pounds	Underground Injection Pounds	Releases to Land Pounds	Total Releases Pounds
Toluene	7,614,888	2,580	10	615	7,618,093
Hydrochloric acid	7,056,429	5,697	10	1,470	7,063,606
1,1,1-Trichloroethane	6,261,109	127	15	463	6,261,714
Methanol	4,639,404	242,691	10	8,282	4,890,387
Acetone	4,809,828	31,820	0	1,295	4,842,943

1990 TOXICS RELEASE INVENTORY

NEW YORK

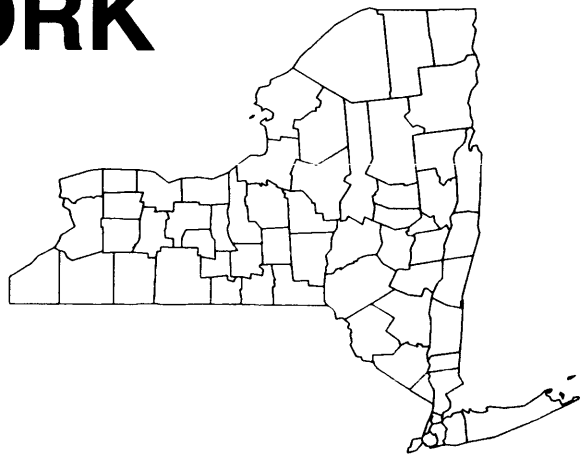

Who Can I Talk To For More Information?

New York State Contact:
William Miner
518-457-4107

EPA Region 2 Contact:
Nora Lopez
908-906-6890

National Library of Medicine:
TRI Representative
301-496-6531
800-272-4787

Top Ten Facilities for Releases

Facility	City, County	Air Emissions Pounds	Surface Water Discharges Pounds	Underground Injection Pounds	Releases to Land Pounds	Total Releases Pounds
Bristol-Myers Squibb Co.	Syracuse, Onondaga	4,945,238	500	0	0	4,945,738
Occidental Chemical Corp.	Niagara Falls, Niagara	4,560,014	0	0	0	4,560,014
Anitec Image Corp.	Binghamton, Broome	3,661,060	0	0	0	3,661,060
GE Co.	Waterford, Saratoga	283,716	101,495	0	1,421,141	1,806,352
Corning Glass Works	Canton, St Lawrence	1,402,237	37	0	0	1,402,274
General Foods Mfg. Corp.	Saratoga Springs, Saratoga	1,238,498	0	0	0	1,238,498
General Motors, Harrison Radiator Div	Lockport, Niagara	1,128,120	18,336	0	0	1,146,456
General Mills Inc.	Tonawanda, Erie	1,133,960	0	0	0	1,133,960
Grumman Aerospace Corp.	Bethpage, Nassau	1,128,663	0	0	0	1,128,663
GE Co.	Selkirk, Albany	866,769	1,089	0	0	867,858

1990 TOXICS RELEASE INVENTORY

NORTH CAROLINA

Population: 6,628,637

Total TRI Facilities: 971

Total TRI Forms: 3,072

National Air/Water/Land Rank: 7

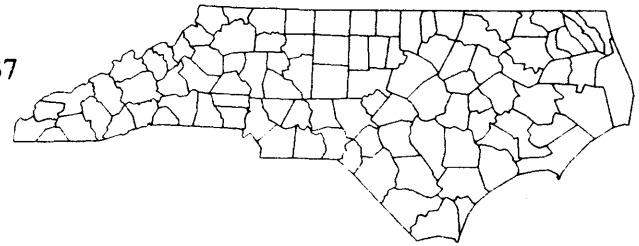

Reported Releases and Transfers (pounds)

Total Releases:	123,947,781
Air Emissions:	89,541,632
Surface Water Discharges:	1,384,177
Underground Injection:	85
Releases to Land:	33,021,887
Total Transfers:	14,521,258
Transfers to POTWs*:	5,710,056
Off-site Transfers:	8,811,202

*Publicly Owned Treatment Works

Top Five Chemicals Released

Chemical	Air Emissions Pounds	Surface Water Discharges Pounds	Underground Injection Pounds	Releases to Land Pounds	Total Releases Pounds
Phosphoric acid	10,707	15,525	10	24,329,318	24,355,560
Methanol	15,747,492	240,647	5	14,571	16,002,715
Toluene	14,290,580	20	5	357	14,290,962
Methyl ethyl ketone	7,994,627	0	0	0	7,994,627
Chromium compounds	42,166	5,705	0	7,436,356	7,484,227

1990 TOXICS RELEASE INVENTORY

NORTH CAROLINA

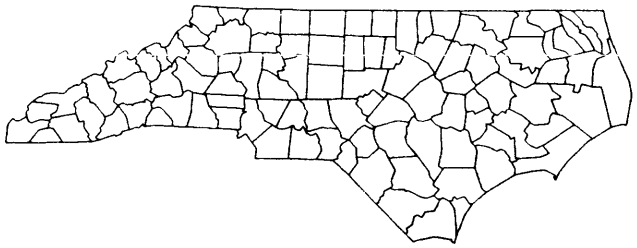

Who Can I Talk To For More Information?

North Carolina State Contact:
Emily Kilpatrick
919-733-3865

EPA Region 4 Contact:
Carlton D. Hailey
404-347-1033

National Library of Medicine:
TRI Representative
301-496-6531
800-272-4787

Top Ten Facilities for Releases

Facility	City, County	Air Emissions Pounds	Surface Water Discharges Pounds	Underground Injection Pounds	Releases to Land Pounds	Total Releases Pounds
Texasgulf Inc.	Aurora, Beaufort	1,325,150	80,000	0	24,324,950	25,730,100
Occidental Chemical Corp.	Castle Hayne, New Hanover	45,909	64	0	7,404,801	7,450,774
Du Pont	Leland, Brunswick	6,382,414	248,063	0	2,520	6,632,997
Cape Industries, Hoechst Celanese	Wilmington, New Hanover	5,832,357	17,374	0	15,438	5,865,169
Champion International Corp.	Canton, Haywood	2,014,506	485,900	0	0	2,500,406
Federal Paper Board Co. Inc.	Riegelwood, Columbus	2,190,200	26,910	0	5	2,217,115
R. J. Reynolds Tobacco Co.	Winston-Salem, Forsyth	2,137,088	0	0	0	2,137,088
Shuford Mills Inc.	Hickory, Catawba	1,931,324	0	0	0	1,931,324
Hickory Springs	Conover, Catawba	1,867,924	0	0	0	1,867,924
Mallinckrodt Specialty	Raleigh, Wake	1,190,225	0	0	117,285	1,307,510

1990 TOXICS RELEASE INVENTORY

NORTH DAKOTA

Population: 638,800

Total TRI Facilities: 35

Total TRI Forms: 97

National Air/Water/Land Rank: 49

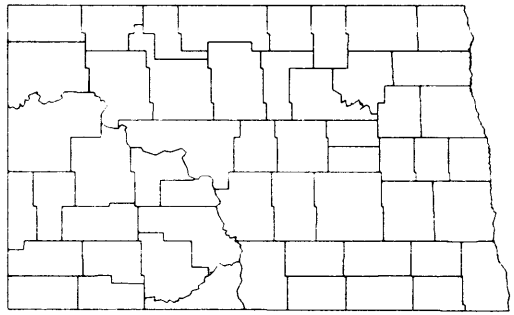

Reported Releases and Transfers (pounds)

Total Releases:	2,108,087
Air Emissions:	2,006,352
Surface Water Discharges:	334
Underground Injection:	0
Releases to Land:	101,401
Total Transfers:	298,020
Transfers to POTWs*:	222,855
Off-site Transfers:	75,165

*Publicly Owned Treatment Works

Top Five Chemicals Released

Chemical	Air Emissions Pounds	Surface Water Discharges Pounds	Underground Injection Pounds	Releases to Land Pounds	Total Releases Pounds
Toluene	480,445	0	0	0	480,445
Xylene (mixed isomers)	367,999	0	0	0	367,999
Methyl ethyl ketone	319,794	0	0	0	319,794
1,2,4-Trimethylbenzene	127,451	0	0	0	127,451
Ammonia	116,498	250	0	5	116,753

1990 TOXICS RELEASE INVENTORY

NORTH DAKOTA

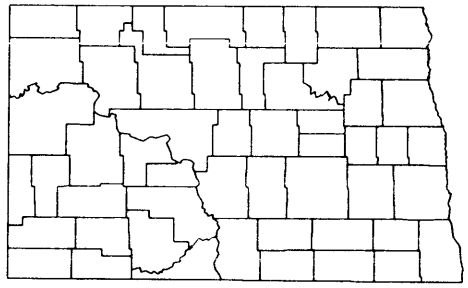

Who Can I Talk To For More Information?

North Dakota State Contact:
Ron Affeldt
701-224-2111

EPA Region 8 Contact:
Dianne Theil
303-293-1735

National Library of Medicine:
TRI Representative
301-496-6531
800-272-4787

Top Ten Facilities for Releases

Facility	City, County	Air Emissions Pounds	Surface Water Discharges Pounds	Underground Injection Pounds	Releases to Land Pounds	Total Releases Pounds
Amoco Oil Co.	Mandan, Morton	1,018,840	84	0	100,646	1,119,570
Sioux Manufacturing Corp.	Fort Totten, Benson	312,363	0	0	0	312,363
Steiger Tractor Inc.	Fargo, Cass	117,476	0	0	0	117,476
American Crystal Sugar Co.	Drayton, Pembina	89,578	250	0	0	89,828
3M Co.	Wahpeton, Richland	78,719	0	0	0	78,719
Hutchinson Wil-Rich	Wahpeton, Richland	78,500	0	0	0	78,500
Melroe Co.	Gwinner, Sargent	66,359	0	0	0	66,359
Lucas Western Inc.	Jamestown, Stutsman	43,600	0	0	0	43,600
Haybuster Manufacturing Inc.	Jamestown, Stutsman	23,700	0	0	0	23,700
Zane's Fiberglass Shop	Scranton, Bowman	23,134	0	0	0	23,134

1990 TOXICS RELEASE INVENTORY

OHIO

Population: 10,847,115

Total TRI Facilities: 1,620

Total TRI Forms: 6,093

National Air/Water/Land Rank: 5

Reported Releases and Transfers (pounds)

Total Releases:	168,392,276
Air Emissions:	113,778,653
Surface Water Discharges:	5,974,430
Underground Injection:	25,426,150
Releases to Land:	23,213,043
Total Transfers:	103,249,273
Transfers to POTWs*:	24,831,867
Off-site Transfers:	78,417,406

*Publicly Owned Treatment Works

Top Five Chemicals Released

Chemical	Air Emissions Pounds	Surface Water Discharges Pounds	Underground Injection Pounds	Releases to Land Pounds	Total Releases Pounds
Ammonia	11,183,947	5,206,018	11,657,010	16,640	28,063,615
Manganese compounds	901,271	174,908	15	14,694,524	15,770,718
Xylene (mixed isomers)	12,851,774	858	0	765	12,853,397
Toluene	11,945,107	1,473	3,305	2,525	11,952,410
1,1,1-Trichloroethane	11,859,212	1,446	15	15,936	11,876,609

1990 TOXICS RELEASE INVENTORY

OHIO

Who Can I Talk To For More Information?

Ohio State Contact:
Cindy Dewulf
614-644-3604

EPA Region 5 Contact:
Dennis Wesolowski
312-353-5907

National Library of Medicine:
TRI Representative
301-496-6531
800-272-4787

Top Ten Facilities for Releases

Facility	City, County	Air Emissions Pounds	Surface Water Discharges Pounds	Underground Injection Pounds	Releases to Land Pounds	Total Releases Pounds
BP Chemicals Inc.	Lima, Allen	3,563,645	78,355	20,640,015	0	24,282,015
Elkem Metals Co.	Marietta, Washington	3,175,372	3,163,543	0	9,049,745	15,388,660
Armco Steel Co. L.P.	Middletown, Butler	2,237,700	113,095	2,600,000	4,235,250	9,186,045
Aristech Chemical Corp.	Haverhill, Scioto	2,596,710	255	2,132,050	0	4,729,015
Honda of America Mfg. Inc.	Marysville, Union	4,443,504	0	0	0	4,443,504
LTV Steel Co. Inc.	Cleveland, Cuyahoga	784,061	1,455,672	0	1,370,017	3,609,750
Warren Consolidated Industries	Warren, Trumbull	105,372	37,990	0	2,803,050	2,946,412
Mead Corp.	Chillicothe, Ross	2,617,855	37,050	0	0	2,654,905
General Motors Corp	Defiance, Defiance	427,527	73,327	0	1,852,020	2,352,874
Amoco Performance Products Inc	Marietta, Washington	2,287,847	0	0	0	2,287,847

1990 TOXICS RELEASE INVENTORY

OKLAHOMA

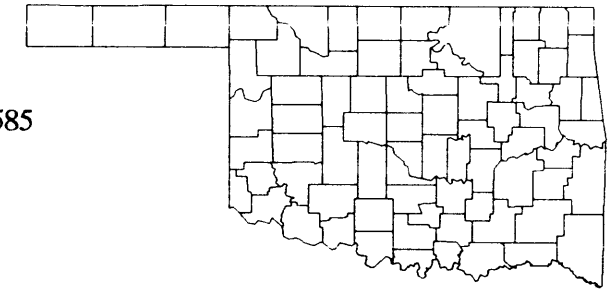

Population: 3,145,585

Total TRI Facilities: 246

Total TRI Forms: 819

National Air/Water/Land Rank: 31

Reported Releases and Transfers (pounds)

Total Releases:	33,112,561
Air Emissions:	28,070,345
Surface Water Discharges:	539,528
Underground Injection:	4,171,702
Releases to Land:	330,986
Total Transfers:	14,194,919
Transfers to POTWs*:	141,875
Off-site Transfers:	14,053,044

*Publicly Owned Treatment Works

Top Five Chemicals Released

Chemical	Air Emissions Pounds	Surface Water Discharges Pounds	Underground Injection Pounds	Releases to Land Pounds	Total Releases Pounds
Ammonia	10,489,047	120,215	825,300	1,234	11,435,796
Ammonium nitrate (solution)	579,755	345,000	3,165,000	1,020	4,090,775
Methanol	3,465,979	3,310	5	6,705	3,475,999
Toluene	2,192,812	55	1,005	521	2,194,393
Dichloromethane	1,529,447	0	0	7	1,529,454

1990 TOXICS RELEASE INVENTORY

OKLAHOMA

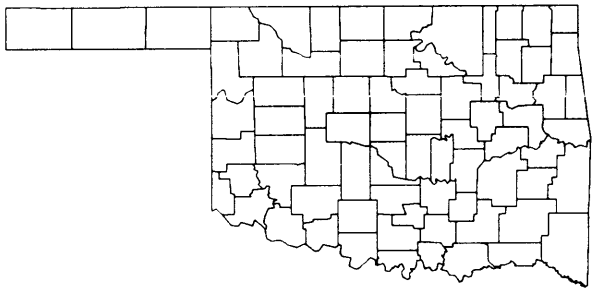

Who Can I Talk To For More Information?

Oklahoma State Contact:
Larry Gale
405-271-8056

EPA Region 6 Contact:
Warren Layne
214-655-7244

National Library of Medicine:
TRI Representative
301-496-6531
800-272-4787

Top Ten Facilities for Releases

Facility	City, County	Air Emissions Pounds	Surface Water Discharges Pounds	Underground Injection Pounds	Releases to Land Pounds	Total Releases Pounds
Agricultural Minerals Corp.	Verdigris, Rogers	3,996,159	259,820	2,810,000	1,750	7,067,729
Farmland Industries Inc.	Enid, Garfield	5,482,250	3,050	0	750	5,486,050
Terra International Inc.	Woodward, Woodward	3,777,255	147,250	0	0	3,924,505
Wil-Gro Fertilizer Inc.	Pryor, Mayes	1,023,260	0	1,226,300	0	2,249,560
Xerox Corp.	Oklahoma City, Canadian	1,184,998	0	0	0	1,184,998
Petrolite Specialty	Barnsdall, Osage	1,110,000	0	1,000	0	1,111,000
General Motors Corp, CPC Group	Oklahoma City, Oklahoma	815,761	0	0	0	815,761
3M Co.	Weatherford, Custer	753,700	20	20	20	753,760
Witco Corp.	Ponca City, Kay	708,992	0	0	0	708,992
Fort Howard Corp.	Muskogee, Muskogee	570,570	1,070	0	2,360	574,000

1990 TOXICS RELEASE INVENTORY

OREGON

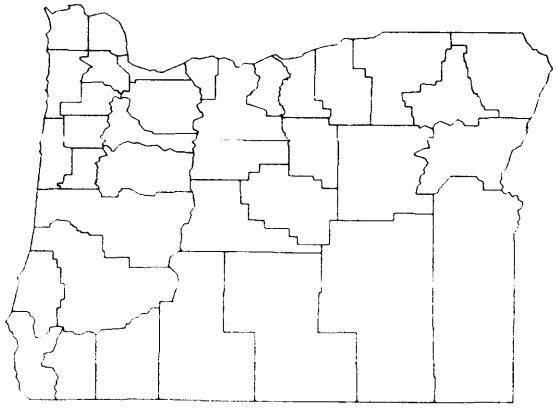

Population: 2,842,321

Total TRI Facilities: 252

Total TRI Forms: 830

National Air/Water/Land Rank: 33

Reported Releases and Transfers (pounds)

Total Releases:	22,697,741
Air Emissions:	18,417,862
Surface Water Discharges:	561,559
Underground Injection:	25
Releases to Land:	3,718,295
Total Transfers:	10,019,945
Transfers to POTWs*:	7,548,585
Off-site Transfers:	2,471,360

*Publicly Owned Treatment Works

Top Five Chemicals Released

Chemical	Air Emissions Pounds	Surface Water Discharges Pounds	Underground Injection Pounds	Releases to Land Pounds	Total Releases Pounds
Methanol	3,530,666	3,288	0	657,661	4,191,615
Nickel	32,974	25	0	2,438,850	2,471,849
Acetone	2,440,476	23,016	0	429	2,463,921
Toluene	2,152,560	0	0	0	2,152,560
Ammonia	1,057,578	415,256	0	458,750	1,931,584

1990 TOXICS RELEASE INVENTORY

OREGON

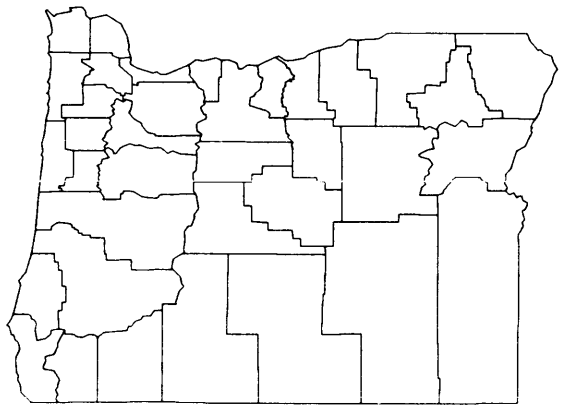

Who Can I Talk To For More Information?

Oregon State Contact:
Dennis Walthall
503-378-3473 Extension 231

EPA Region 10 Contact:
Phil Wong
206-553-4016

National Library of Medicine:
TRI Representative
301-496-6531
800-272-4787

Top Ten Facilities for Releases

Facility	City, County	Air Emissions Pounds	Surface Water Discharges Pounds	Underground Injection Pounds	Releases to Land Pounds	Total Releases Pounds
3M Co.	White City, Jackson	2,719,850	0	0	0	2,719,850
Glenbrook Nickel Co.	Riddle, Douglas	31,434	15	0	2,406,000	2,437,449
James River II Inc.	Clatskanie, Clatsop	868,670	280,310	0	664,124	1,813,104
Oregon Overlay Div, Simpson Investment	Portland, Multnomah	1,119,270	0	0	0	1,119,270
Boise Cascade Papers	Saint Helens, Columbia	810,485	0	0	0	810,485
Georgia Pacific Resins Inc.	Albany, Linn	660,780	630	0	0	661,410
Roseburg Forest Products	Dillard, Douglas	535,300	0	0	0	535,300
J. R. Simplot Co.	Hermiston, Umatilla	20,750	0	0	445,970	466,720
Graphics Technology International Inc	Portland, Multnomah	450,000	0	0	0	450,000
Georgia-Pacific Corp.	Toledo, Lincoln	427,800	15,050	0	0	442,850

1990 TOXICS RELEASE INVENTORY

PENNSYLVANIA

Population: 11,881,643

Total TRI Facilities: 1,238

Total TRI Forms: 4,371

National Air/Water/Land Rank: 12

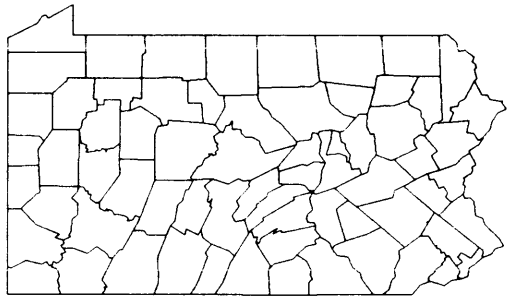

Reported Releases and Transfers (pounds)

Total Releases:	89,320,656
Air Emissions:	72,619,458
Surface Water Discharges:	1,584,412
Underground Injection:	115
Releases to Land:	15,116,671
Total Transfers:	90,049,095
Transfers to POTWs*:	17,104,183
Off-site Transfers:	72,944,912

*Publicly Owned Treatment Works

Top Five Chemicals Released

Chemical	Air Emissions Pounds	Surface Water Discharges Pounds	Underground Injection Pounds	Releases to Land Pounds	Total Releases Pounds
Toluene	12,042,062	7,128	20	383	12,049,593
Manganese compounds	94,189	30,515	0	8,701,703	8,826,407
1,1,1-Trichloroethane	7,658,641	282	0	1,610	7,660,533
Ammonia	4,160,426	770,640	0	2,444	4,933,510
Methyl ethyl ketone	4,558,396	33,045	0	250	4,591,691

1990 TOXICS RELEASE INVENTORY

PENNSYLVANIA

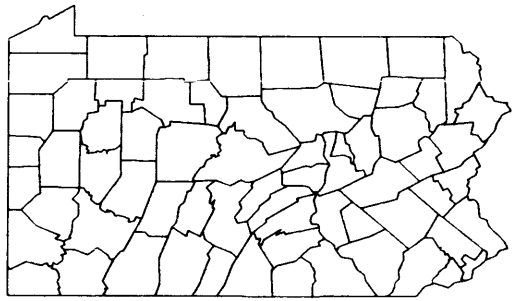

Who Can I Talk To For More Information?

Pennsylvania State Contact:
James Tinney
717-783-2071

EPA Region 3 Contact:
Mikal Shabazz
215-597-3659

National Library of Medicine:
TRI Representative
301-496-6531
800-272-4787

Top Ten Facilities for Releases

Facility	City, County	Air Emissions Pounds	Surface Water Discharges Pounds	Underground Injection Pounds	Releases to Land Pounds	Total Releases Pounds
USX Corp., USS Div.	Fairless Hills, Bucks	120,239	7,543	0	7,800,000	7,927,782
Bethlehem Steel Corp.	Bethlehem, Northampton	719,939	28,071	0	2,037,429	2,785,439
USX Corp, USS Div	Clairton, Allegheny	2,565,410	4,086	0	0	2,569,496
3M Co.	Bristol, Bucks	2,280,115	0	0	0	2,280,115
Johnstown Corp.	Johnstown, Cambria	0	0	0	2,014,730	2,014,730
Allied-Signal Inc.	Philadelphia, Philadelphia	1,610,605	0	0	0	1,610,605
Zinc Corp. of America	Monaca, Beaver	826,800	2,000	0	757,200	1,586,000
International Paper Co.	Erie, Erie	1,419,200	0	0	0	1,419,200
P. H. Glatfelter Co.	Spring Grove, York	1,214,055	4,250	0	195,517	1,413,822
LTV Steel Co. Inc.	Pittsburgh, Allegheny	1,202,020	81,791	0	0	1,283,811

1990 TOXICS RELEASE INVENTORY

PUERTO RICO

Population: 3,522,037

Total TRI Facilities: 189

Total TRI Forms: 556

National Air/Water/Land Rank: 39

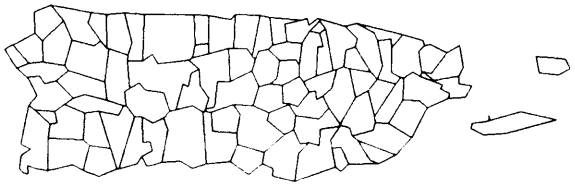

Reported Releases and Transfers (pounds)

Total Releases:	15,540,952
Air Emissions:	15,395,908
Surface Water Discharges:	118,849
Underground Injection:	738
Releases to Land:	25,457
Total Transfers:	12,815,769
Transfers to POTWs*:	8,205,082
Off-site Transfers:	4,610,687

*Publicly Owned Treatment Works

Top Five Chemicals Released

Chemical	Air Emissions Pounds	Surface Water Discharges Pounds	Underground Injection Pounds	Releases to Land Pounds	Total Releases Pounds
Dichloromethane	3,955,673	0	0	0	3,955,673
Acetone	2,867,828	5	5	120	2,867,958
Freon 113	1,432,023	0	0	0	1,432,023
Toluene	1,233,652	12	0	38	1,233,702
Methanol	895,733	0	250	60	896,043

1990 TOXICS RELEASE INVENTORY

PUERTO RICO

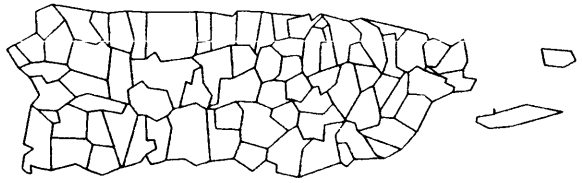

Who Can I Talk To For More Information?

Puerto Rico State Contact:
Pedro Maldonado
809-767-8181

EPA Region 2 Contact:
Nora Lopez
908-906-6890

National Library of Medicine:
TRI Representative
301-496-6531
800-272-4787

Top Ten Facilities for Releases

Facility	City, County	Air Emissions Pounds	Surface Water Discharges Pounds	Underground Injection Pounds	Releases to Land Pounds	Total Releases Pounds
Abbott Chemicals Inc.	Barceloneta, Barceloneta	3,903,685	0	0	0	3,903,685
Upjohn Mfg. Co.	Barceloneta, Barceloneta	1,843,133	0	0	0	1,843,133
Phillips P.R. Core/Phillips Petroleum	Guayama, Guayama	1,479,875	620	0	0	1,480,495
Viskase Puerto Rico Corp.	Barceloneta, Barceloneta	875,100	0	0	0	875,100
Merck Sharp & Dohme Quimica	Barceloneta, Barceloneta	664,878	0	0	0	664,878
Sterling Pharmaceuticals Inc	Barceloneta, Barceloneta	615,442	0	0	5,293	620,735
Bristol-Myers Squibb Mfg. Inc.	Humacao, Humacao	459,170	0	0	0	459,170
Caribbean Petroleum Corp.	Bayamon, Bayamon	268,220	109,020	0	0	377,240
Outdoor Footwear Co.	Isabela, Isabela	376,465	0	0	0	376,465
Yabucoa Sun Oil Co.	Yabucoa, Yabucoa	344,100	7,809	0	0	351,909

1990 TOXICS RELEASE INVENTORY

RHODE ISLAND

Population: 1,003,464

Total TRI Facilities: 191

Total TRI Forms: 515

National Air/Water/Land Rank: 45

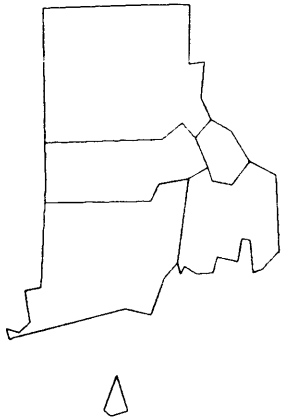

Reported Releases and Transfers (pounds)

Total Releases:	5,263,520
Air Emissions:	5,200,565
Surface Water Discharges:	61,683
Underground Injection:	0
Releases to Land:	1,272
Total Transfers:	3,045,044
Transfers to POTWs*:	1,222,729
Off-site Transfers:	1,822,315

*Publicly Owned Treatment Works

Top Five Chemicals Released

Chemical	Air Emissions Pounds	Surface Water Discharges Pounds	Underground Injection Pounds	Releases to Land Pounds	Total Releases Pounds
Toluene	1,510,520	115	0	0	1,510,635
1,1,1-Trichloroethane	1,198,226	1	0	0	1,198,227
Acetone	524,882	6,142	0	0	531,024
Freon 113	305,053	1	0	0	305,054
Methanol	290,426	0	0	0	290,426

1990 TOXICS RELEASE INVENTORY

RHODE ISLAND

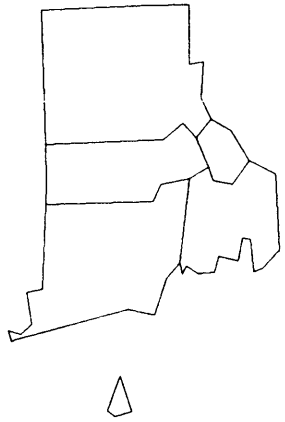

Who Can I Talk To For More Information?

Rhode Island State Contact:
Martha Mulcahey
401-277-2808

EPA Region 1 Contact:
Dwight Peavey
617-565-4502

National Library of Medicine:
TRI Representative
301-496-6531
800-272-4787

Top Ten Facilities for Releases

Facility	City, County	Air Emissions Pounds	Surface Water Discharges Pounds	Underground Injection Pounds	Releases to Land Pounds	Total Releases Pounds
Quebecor Printing	Providence, Providence	1,375,000	0	0	0	1,375,000
Decorative Specialties	Johnston, Providence	285,176	0	0	0	285,176
Premier Thread Co. Inc.	Bristol, Bristol	212,160	0	0	0	212,160
Kenyon Industries Inc.	Kenyon, Washington	175,705	0	0	0	175,705
GTE Products Corp.	Central Falls, Providence	129,705	23,310	0	0	153,015
Providence Metallizing Co.	Pawtucket, Providence	135,900	0	0	0	135,900
Stanley-Bostitch Inc.	East Greenwich, Kent	132,904	0	0	0	132,904
General Dynamics	North Kingstown, Washington	124,330	0	0	0	124,330
Mays/Marshall & Meier Co.	Warwick, Kent	113,385	0	0	0	113,385
Tillotson Pearson Inc.	Warren, Bristol	91,158	0	0	0	91,158

1990 TOXICS RELEASE INVENTORY

SOUTH CAROLINA

Population: 3,486,703

Total TRI Facilities: 458

Total TRI Forms: 1,810

National Air/Water/Land Rank: 18

Reported Releases and Transfers (pounds)

Total Releases:	67,237,200
Air Emissions:	64,772,175
Surface Water Discharges:	972,205
Underground Injection:	67
Releases to Land:	1,492,753
Total Transfers:	13,577,225
Transfers to POTWs*:	3,044,064
Off-site Transfers:	10,533,161

*Publicly Owned Treatment Works

Top Five Chemicals Released

Chemical	Air Emissions Pounds	Surface Water Discharges Pounds	Underground Injection Pounds	Releases to Land Pounds	Total Releases Pounds
Methanol	14,777,023	74,970	0	171,020	15,023,013
Acetone	8,975,199	50,044	5	1,895	9,027,143
Toluene	8,243,082	2,643	5	5,133	8,250,863
Methyl ethyl ketone	4,507,055	2,361	5	20	4,509,441
1,1,1-Trichloroethane	4,460,809	17	0	580	4,461,406

1990 TOXICS RELEASE INVENTORY

SOUTH CAROLINA

Who Can I Talk To For More Information?

South Carolina State Contact:
Ron Kinney
803-734-5200

EPA Region 4 Contact:
Carlton D. Hailey
404-347-1033

National Library of Medicine:
TRI Representative
301-496-6531
800-272-4787

Top Ten Facilities for Releases

Facility	City, County	Air Emissions Pounds	Surface Water Discharges Pounds	Underground Injection Pounds	Releases to Land Pounds	Total Releases Pounds
Westinghouse Electric Corp.	Hampton, Hampton	7,488,080	30	0	0	7,488,110
Westvaco Corp.	N. Charleston, Charleston	5,230,320	44,600	0	0	5,274,920
Hoechst Celanese Corp.	Rock Hill, York	4,517,081	7,181	0	0	4,524,262
Anchor Continental Inc.	Columbia, Richland	3,374,938	0	0	216	3,375,154
Stone Container Corp.	Florence, Florence	2,684,584	9,896	0	0	2,694,480
Vytech Industries Inc.	Anderson, Anderson	1,781,033	0	0	0	1,781,033
Carolina Eastman Co.	Columbia, Richland	1,696,120	61,330	0	16,825	1,774,275
Teepak Inc.	Swansea, Calhoun	1,710,000	18,250	0	0	1,728,250
Amoco Chemical Co.	Wando, Berkeley	1,300,600	72,900	0	76,000	1,449,500
Ethyl Corp.	Orangeburg, Orangeburg	868,375	59,000	0	468,610	1,395,985

1990 TOXICS RELEASE INVENTORY

SOUTH DAKOTA

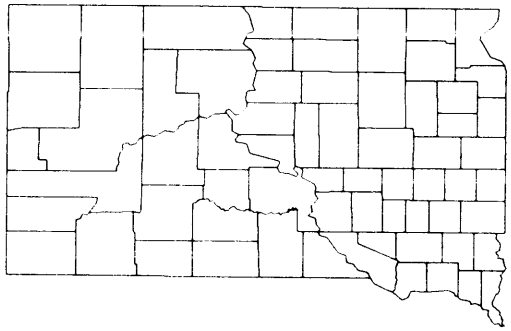

Population: 696,004

Total TRI Facilities: 56

Total TRI Forms: 102

National Air/Water/Land Rank: 48

Reported Releases and Transfers (pounds)

Total Releases:	2,937,023
Air Emissions:	2,892,155
Surface Water Discharges:	44,867
Underground Injection:	0
Releases to Land:	1
Total Transfers:	613,949
Transfers to POTWs*:	211,803
Off-site Transfers:	402,146

*Publicly Owned Treatment Works

Top Five Chemicals Released

Chemical	Air Emissions Pounds	Surface Water Discharges Pounds	Underground Injection Pounds	Releases to Land Pounds	Total Releases Pounds
Xylene (mixed isomers)	700,446	0	0	0	700,446
Toluene	466,547	0	0	0	466,547
Cyclohexane	440,872	0	0	0	440,872
Freon 113	224,495	0	0	0	224,495
1,1,1-Trichloroethane	212,634	0	0	0	212,634

1990 TOXICS RELEASE INVENTORY

SOUTH DAKOTA

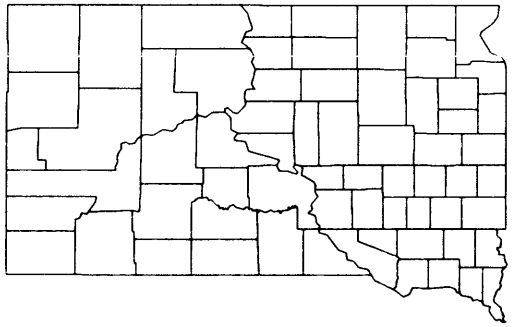

Who Can I Talk To For More Information?

South Dakota State Contact:
Leeann Smith
605-773-3296

EPA Region 8 Contact:
Dianne Theil
303-293-1735

National Library of Medicine:
TRI Representative
301-496-6531
800-272-4787

Top Ten Facilities for Releases

Facility	City, County	Air Emissions Pounds	Surface Water Discharges Pounds	Underground Injection Pounds	Releases to Land Pounds	Total Releases Pounds
3M Co.	Brookings, Brookings	1,322,923	0	0	0	1,322,923
SCI Manufacturing Inc.	Rapid City, Pennington	380,971	0	0	0	380,971
Starmark Inc.	Sioux Falls, Minnehaha	183,000	0	0	0	183,000
John Morrell & Co.	Sioux Falls, Minnehaha	93,710	7,867	0	0	101,577
Merillat Industries Inc.	Rapid City, Pennington	89,000	0	0	0	89,000
McCord Heat Transfer Corp.	Canton, Lincoln	77,000	0	0	0	77,000
Raven Industries Inc.	Sioux Falls, Minnehaha	66,800	0	0	0	66,800
Syncom Technologies Inc.	Mitchell, Davison	57,500	0	0	0	57,500
CR Industries	Springfield, Bon Homme	56,333	0	0	0	56,333
Trail King Industries Inc.	Mitchell, Davison	55,000	0	0	0	55,000

1990 TOXICS RELEASE INVENTORY

TENNESSEE

Population: 4,877,185

Total TRI Facilities: 646

Total TRI Forms: 2,170

National Air/Water/Land Rank: 4

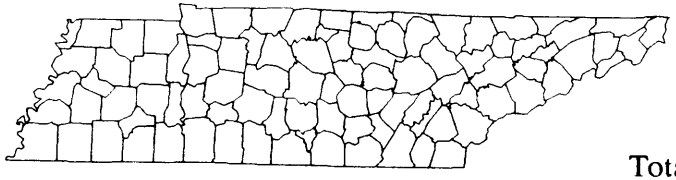

Reported Releases and Transfers (pounds)

Total Releases:	207,482,411
Air Emissions:	139,409,832
Surface Water Discharges:	4,874,245
Underground Injection:	54,068,496
Releases to Land:	9,129,838
Total Transfers:	32,243,473
Transfers to POTWs*:	16,476,858
Off-site Transfers:	15,766,615

*Publicly Owned Treatment Works

Top Five Chemicals Released

Chemical	Air Emissions Pounds	Surface Water Discharges Pounds	Underground Injection Pounds	Releases to Land Pounds	Total Releases Pounds
Hydrochloric acid	1,637,213	302	41,000,000	21,123	42,658,638
Acetone	36,871,329	78,791	0	8,892	36,959,012
Carbon disulfide	29,679,416	32,650	0	250	29,712,316
Toluene	13,359,413	1,265	5	20	13,360,703
Ammonia	5,190,326	231,442	7,616,857	13,393	13,052,018

1990 TOXICS RELEASE INVENTORY

TENNESSEE

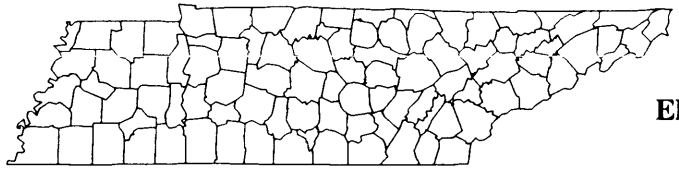

Who Can I Talk To For More Information?

Tennessee State Contact:
Betty Eaves
615-741-2986

EPA Region 4 Contact:
Carlton D. Hailey
404-347-1033

National Library of Medicine:
TRI Representative
301-496-6531
800-272-4787

Top Ten Facilities for Releases

Facility	City, County	Air Emissions Pounds	Surface Water Discharges Pounds	Underground Injection Pounds	Releases to Land Pounds	Total Releases Pounds
Du Pont	New Johnsonville, Humphreys	8,962,315	40,400	41,000,000	1,250	50,003,965
Tennessee Eastman Co.	Kingsport, Sullivan	36,117,800	2,587,011	0	445,759	39,150,570
BASF Corp.	Lowland, Hamblen	22,646,550	16,150	0	2,394,000	25,056,700
ICI Americas Inc.	Mount Pleasant, Maury	142,546	2,000	13,068,261	0	13,212,807
North American Rayon Corp.	Elizabethton, Carter	4,653,305	130,850	0	283,750	5,067,905
Holliston Mills Inc.	Church Hill, Hawkins	4,404,282	199	0	234	4,404,715
Baxter Healthcare Corp.	Johnson City, Washington	4,096,912	0	0	0	4,096,912
Arcadian Corp.	Memphis, Shelby	3,235,820	252,496	0	0	3,488,316
Jersey Miniere Zinc	Clarksville, Montgomery	250,336	22,670	0	2,753,535	3,026,541
Nissan Motor Mfg. Corp. USA	Smyrna, Rutherford	2,738,209	0	0	0	2,738,209

1990 TOXICS RELEASE INVENTORY

TEXAS

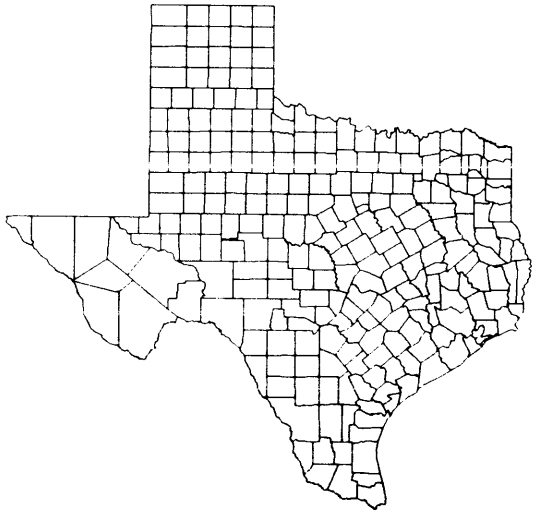

Population: 16,986,510

Total TRI Facilities: 1,240

Total TRI Forms: 6,112

National Air/Water/Land Rank: 2

Reported Releases and Transfers (pounds)

Total Releases:	418,792,435
Air Emissions:	163,290,753
Surface Water Discharges:	4,422,713
Underground Injection:	239,769,502
Releases to Land:	11,309,467
Total Transfers:	116,863,148
Transfers to POTWs*:	38,278,686
Off-site Transfers:	78,584,462

*Publicly Owned Treatment Works

Top Five Chemicals Released

Chemical	Air Emissions Pounds	Surface Water Discharges Pounds	Underground Injection Pounds	Releases to Land Pounds	Total Releases Pounds
Ammonia	11,684,592	2,311,392	135,729,291	1,958,001	151,683,276
Nitric acid	191,637	25	28,558,842	4,785	28,755,289
Ethylene	22,312,265	10	27,500	0	22,339,775
Methanol	8,673,336	760,491	9,432,604	546,580	19,413,011
Ammonium nitrate (solution)	5,078	120	15,000,000	0	15,005,198

1990 TOXICS RELEASE INVENTORY

TEXAS

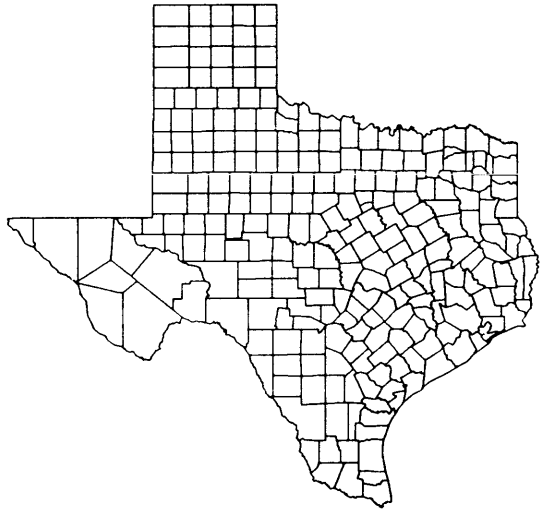

Who Can I Talk To For More Information?

Texas State Contact:
Priscilla Seymour
512-463-8527

EPA Region 6 Contact:
Warren Layne
214-655-7244

National Library of Medicine:
TRI Representative
301-496-6531
800-272-4787

Top Ten Facilities for Releases

Facility	City, County	Air Emissions Pounds	Surface Water Discharges Pounds	Underground Injection Pounds	Releases to Land Pounds	Total Releases Pounds
Monsanto Co.	Alvin, Brazoria	350,029	0	64,404,300	69,400	64,823,729
Du Pont Beaumont Works	Beaumont, Jefferson	3,399,178	64,600	33,740,360	2,360	37,206,498
Du Pont Victoria Site	Victoria, Victoria	1,498,030	4,774	33,360,681	233,728	35,097,213
BP Chemicals	Port Lavaca, Calhoun	185,263	1,210	32,430,887	14	32,617,374
Sterling Chemicals Inc.	Texas City, Galveston	1,497,015	15,100	30,832,355	0	32,344,470
Amoco Oil Co.	Texas City, Galveston	918,505	88,695	9,020,000	1,124,669	11,151,869
Du Pont Sabine River Works	Orange, Orange	2,877,067	34,320	5,655,679	0	8,567,066
Dow Chemical Co.	Freeport, Brazoria	7,476,374	461,816	0	4,017	7,942,207
3M Co.	Brownwood, Brown	7,136,060	0	0	9,642	7,145,702
Union Carbide Chemicals	Texas City, Galveston	7,011,235	0	0	0	7,011,235

1990 TOXICS RELEASE INVENTORY

UTAH

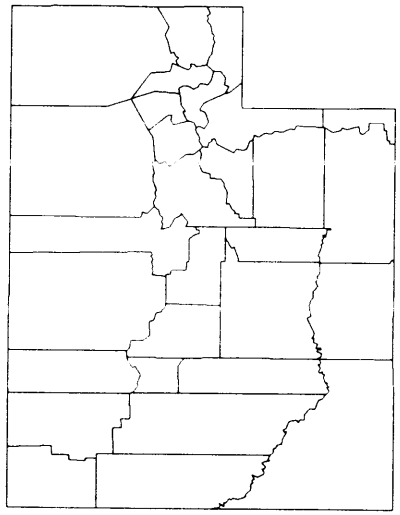

Population: 1,722,850

Total TRI Facilities: 130

Total TRI Forms: 493

National Air/Water/Land Rank: 6

Reported Releases and Transfers (pounds)

Total Releases:	125,433,121
Air Emissions:	112,437,640
Surface Water Discharges:	278,735
Underground Injection:	45
Releases to Land:	12,716,701
Total Transfers:	88,995,351
Transfers to POTWs*:	895,732
Off-site Transfers:	88,099,619

*Publicly Owned Treatment Works

Top Five Chemicals Released

Chemical	Air Emissions Pounds	Surface Water Discharges Pounds	Underground Injection Pounds	Releases to Land Pounds	Total Releases Pounds
Chlorine	88,220,193	0	0	0	88,220,193
Hydrochloric acid	8,565,279	0	5	505	8,565,789
Xylene (mixed isomers)	6,862,828	0	5	20	6,862,853
1,1,1-Trichloroethane	3,527,494	3	0	4,556	3,532,053
Copper compounds	68,566	1,400	0	3,300,703	3,370,669

1990 TOXICS RELEASE INVENTORY

UTAH

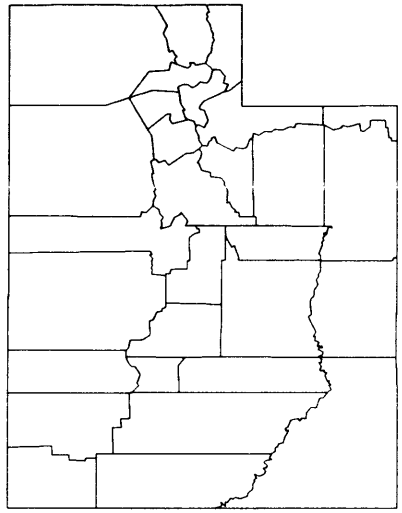

Who Can I Talk To For More Information?

Utah State Contact:
Neil Taylor
801-536-4100

EPA Region 8 Contact:
Dianne Theil
303-293-1735

National Library of Medicine:
TRI Representative
301-496-6531
800-272-4787

Top Ten Facilities for Releases

Facility	City, County	Air Emissions Pounds	Surface Water Discharges Pounds	Underground Injection Pounds	Releases to Land Pounds	Total Releases Pounds
Magnesium Corp. of America	Tooele, Tooele	95,049,131	0	0	220	95,049,351
Kennecott Utah Copper	Bingham Canyon, Salt Lake	559,315	5,200	0	9,126,620	9,691,135
Chevron USA Inc.	Salt Lake City, Salt Lake	6,839,795	15,000	0	0	6,854,795
Geneva Steel	Vineyard, Utah	236,197	239,445	0	2,584,918	3,060,560
Hercules Inc.	Magna, Salt Lake	2,867,912	0	0	43,841	2,911,753
Thiokol Corp.	Promontory, Box Elder	2,213,400	0	0	0	2,213,400
Laroche Industries Inc.	Orem, Utah	35,160	0	0	626,870	662,030
Thiokol Corp.	Clearfield, Davis	522,000	0	0	0	522,000
Varian Eimac	Salt Lake City, Salt Lake	364,770	111	0	0	364,881
Deseret Medical Inc.	Sandy, Salt Lake	316,345	0	0	0	316,345

1990 TOXICS RELEASE INVENTORY

VERMONT

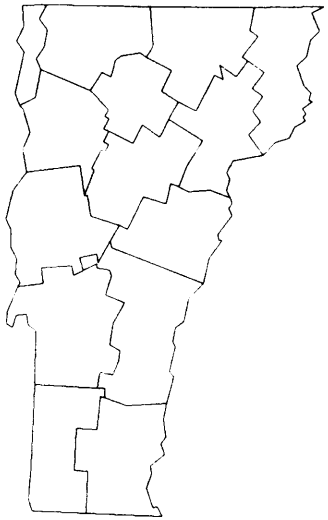

Population: 562,758

Total TRI Facilities: 50

Total TRI Forms: 122

National Air/Water/Land Rank: 51

Reported Releases and Transfers (pounds)

Total Releases:	1,016,603
Air Emissions:	881,402
Surface Water Discharges:	91,158
Underground Injection:	5
Releases to Land:	44,038
Total Transfers:	245,375
Transfers to POTWs*:	43,208
Off-site Transfers:	202,167

*Publicly Owned Treatment Works

Top Five Chemicals Released

Chemical	Air Emissions Pounds	Surface Water Discharges Pounds	Underground Injection Pounds	Releases to Land Pounds	Total Releases Pounds
1,1,1-Trichloroethane	327,241	0	0	0	327,241
Toluene	174,220	0	0	0	174,220
Methyl isobutyl ketone	87,582	0	0	0	87,582
Ammonia	3,900	70,000	0	0	73,900
Acetone	73,825	15	5	20	73,865

1990 TOXICS RELEASE INVENTORY

VERMONT

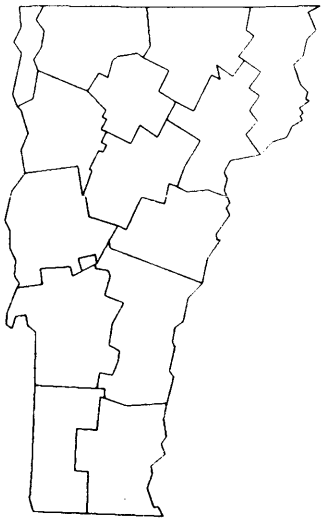

Who Can I Talk To For More Information?

Vermont State Contact:
Ray McCandeless
802-828-2886

EPA Region 1 Contact:
Dwight Peavey
617-565-4502

National Library of Medicine:
TRI Representative
301-496-6531
800-272-4787

Top Ten Facilities for Releases

Facility	City, County	Air Emissions Pounds	Surface Water Discharges Pounds	Underground Injection Pounds	Releases to Land Pounds	Total Releases Pounds
Ethan Allen Inc.	Orleans, Orleans	154,100	0	0	0	154,100
Ethan Allen Inc.	Beecher Falls, Essex	143,561	0	0	0	143,561
GE Co.	North Clarendon, Rutland	116,141	0	0	0	116,141
IBM Corp.	Essex Junction, Chittenden	37,168	70,020	0	0	107,188
BF Goodrich Aerospace	Vergennes, Addison	76,000	0	0	0	76,000
Cyprus Windsor Minerals Corp	Windsor, Windsor	3,499	0	0	43,418	46,917
Northeast Tool Co.	Lyndonville, Caledonia	43,050	0	0	0	43,050
US Samica Corp.	Rutland, Rutland	41,870	0	0	0	41,870
EHV-Weidmann Ind. Inc.	Saint Johnsbury, Caledonia	37,100	0	0	0	37,100
Ethan Allen Inc.	Randolph, Orange	36,183	0	0	0	36,183

1990 TOXICS RELEASE INVENTORY

VIRGIN ISLANDS

Population: 101,809

Total TRI Facilities: 2

Total TRI Forms: 24

National Air/Water/Land Rank: 50

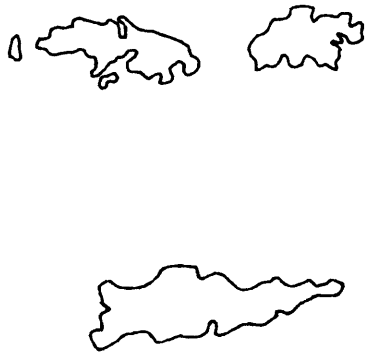

Reported Releases and Transfers (pounds)

Total Releases:	1,483,440
Air Emissions:	1,212,465
Surface Water Discharges:	195,751
Underground Injection:	0
Releases to Land:	75,224
Total Transfers:	13,200
Transfers to POTWs*:	0
Off-site Transfers:	13,200

*Publicly Owned Treatment Works

Top Five Chemicals Released

Chemical	Air Emissions Pounds	Surface Water Discharges Pounds	Underground Injection Pounds	Releases to Land Pounds	Total Releases Pounds
Toluene	243,900	256	0	9,870	254,026
P-xylene	253,500	0	0	0	253,500
Xylene (mixed isomers)	226,800	250	0	4,120	231,170
Ammonia	4,680	193,000	0	19,300	216,980
Benzene	160,500	472	0	5,680	166,652

1990 TOXICS RELEASE INVENTORY

VIRGIN ISLANDS

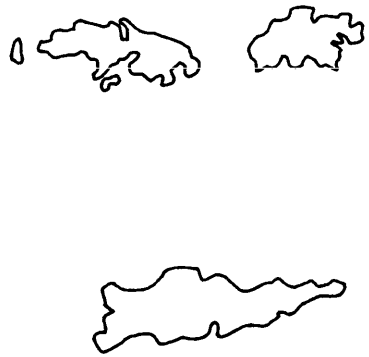

Who Can I Talk To For More Information?

Virgin Islands State Contact:
Roy E. Adams
809-774-3320 Extension 101 or 102

EPA Region 2 Contact:
Nora Lopez
908-906-6890

National Library of Medicine:
TRI Representative
301-496-6531
800-272-4787

Top Ten Facilities for Releases

Facility	City, County	Air Emissions Pounds	Surface Water Discharges Pounds	Underground Injection Pounds	Releases to Land Pounds	Total Releases Pounds
Hess Oil Virgin Islands Corp	St. Croix, USA	1,212,465	195,751	0	75,224	1,483,440
. . .						. . .
. . .						. . .
. . .						. . .
. . .						. . .
. . .						. . .
. . .						. . .
. . .						. . .
. . .						. . .
. . .						. . .

1990 TOXICS RELEASE INVENTORY

VIRGINIA

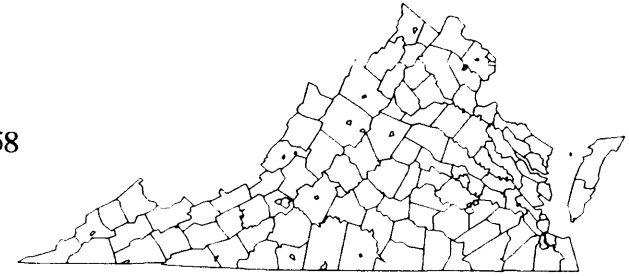

Population: 6,187,358

Total TRI Facilities: 483

Total TRI Forms: 1,701

National Air/Water/Land Rank: 14

Reported Releases and Transfers (pounds)

Total Releases:	79,606,972
Air Emissions:	75,536,692
Surface Water Discharges:	2,156,971
Underground Injection:	859
Releases to Land:	1,912,450
Total Transfers:	26,125,995
Transfers to POTWs*:	17,104,859
Off-site Transfers:	9,021,136

*Publicly Owned Treatment Works

Top Five Chemicals Released

Chemical	Air Emissions Pounds	Surface Water Discharges Pounds	Underground Injection Pounds	Releases to Land Pounds	Total Releases Pounds
Acetone	15,517,240	8,730	0	14,640	15,540,610
Methanol	15,410,500	72,110	0	9,000	15,491,610
Toluene	9,184,718	329	5	86,275	9,271,327
Methyl ethyl ketone	7,216,535	77	0	0	7,216,612
Xylene (mixed isomers)	5,832,803	855	0	0	5,833,658

1990 TOXICS RELEASE INVENTORY

VIRGINIA

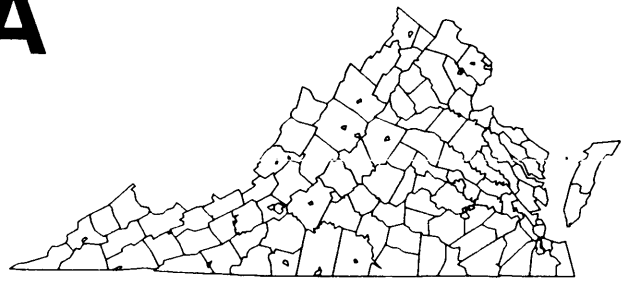

Who Can I Talk To For More Information?

Virginia State Contact:
Sharon Kenneally
804-225-2581

EPA Region 3 Contact:
Mikal Shabazz
215-597-3659

National Library of Medicine:
TRI Representative
301-496-6531
800-272-4787

Top Ten Facilities for Releases

Facility	City, County	Air Emissions Pounds	Surface Water Discharges Pounds	Underground Injection Pounds	Releases to Land Pounds	Total Releases Pounds
Hoechst Celanese	Narrows, Giles	11,608,003	660	0	5,563	11,614,226
Westvaco	Covington, Alleghany	8,068,005	82,370	0	7,635	8,158,010
O'Sullivan Corp.	Winchester, Frederick	4,054,664	0	0	0	4,054,664
Westvaco Corp.	Covington, Covington City	2,899,873	0	0	0	2,899,873
Allied-Signal Inc.	Hopewell, Hopewell City	609,948	1,373,232	0	0	1,983,180
Crown Cork & Seal Co. Inc.	Winchester, Frederick	1,907,800	0	0	0	1,907,800
Custom Papers - Richmond Inc	Richmond, Richmond City	1,838,000	0	0	0	1,838,000
Aqualon Co.	Hopewell, Hopewell City	1,614,465	303	0	3,640	1,618,408
Pneumo Abex Corp.	Winchester, Winchester	86,900	0	0	1,482,850	1,569,750
Union Camp Corp.	Franklin, Isle of Wight	855,584	516,310	0	0	1,371,894

1990 TOXICS RELEASE INVENTORY

WASHINGTON

Population: 4,866,692

Total TRI Facilities: 367

Total TRI Forms: 1,185

National Air/Water/Land Rank: 25

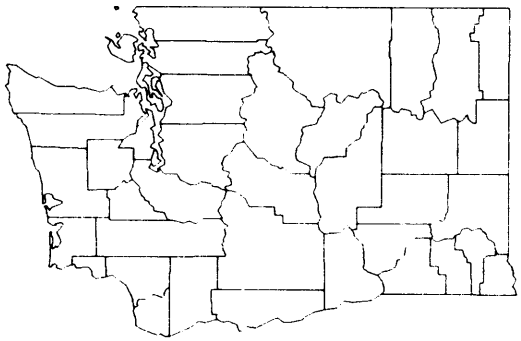

Reported Releases and Transfers (pounds)

Total Releases:	41,428,500
Air Emissions:	28,266,559
Surface Water Discharges:	12,514,439
Underground Injection:	35
Releases to Land:	647,467
Total Transfers:	5,036,089
Transfers to POTWs*:	1,296,824
Off-site Transfers:	3,739,265

*Publicly Owned Treatment Works

Top Five Chemicals Released

Chemical	Air Emissions Pounds	Surface Water Discharges Pounds	Underground Injection Pounds	Releases to Land Pounds	Total Releases Pounds
Sulfuric acid	546,847	8,138,320	0	130,350	8,815,517
Ammonia	2,973,241	3,310,730	0	86,709	6,370,680
Toluene	2,720,104	826	0	4,645	2,725,575
Methanol	2,044,368	363,220	0	130,755	2,538,343
Methyl ethyl ketone	2,510,425	1,020	0	5	2,511,450

1990 TOXICS RELEASE INVENTORY

WASHINGTON

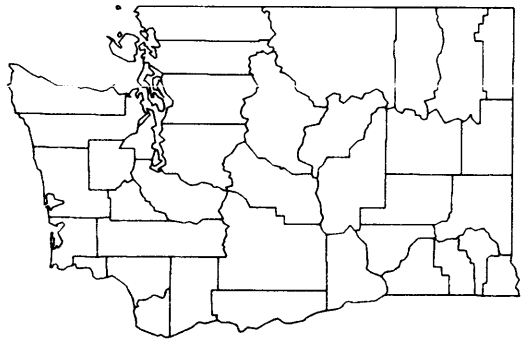

Who Can I Talk To For More Information?

Washington State Contact:
Idell Hansen
206-438-7252

EPA Region 10 Contact:
Phil Wong
206-553-4016

National Library of Medicine:
TRI Representative
301-496-6531
800-272-4787

Top Ten Facilities for Releases

Facility	City, County	Air Emissions Pounds	Surface Water Discharges Pounds	Underground Injection Pounds	Releases to Land Pounds	Total Releases Pounds
Weyerhaeuser Co.	Cosmopolis, Grays Harbor	375,700	8,158,255	0	0	8,533,955
BCAG, Boeing Co.	Everett, Snohomish	2,155,800	2,500	0	0	2,158,300
ITT Rayonier Inc.	Port Angeles, Clallam	233,120	1,898,700	0	0	2,131,820
Chevron Chemical Co.	Kennewick, Benton	1,500,971	7,065	0	250	1,508,286
Weyerhaeuser Co.	Longview, Cowlitz	1,139,360	144,470	0	200	1,284,030
James River II Inc.	Camas, Clark	570,950	429,194	0	150,155	1,150,299
Boeing Aerospace & Electronics	Seattle, King	1,093,053	0	0	0	1,093,053
ITT Rayonier Inc.	Hoquiam, Grays Harbor	350,560	732,510	0	0	1,083,070
Boeing Commercial Airplanes	Auburn, King	1,049,570	0	0	0	1,049,570
Boeing Co.	Renton, King	948,934	210	0	0	949,144

1990 TOXICS RELEASE INVENTORY

WEST VIRGINIA

Population: 1,793,477

Total TRI Facilities: 134

Total TRI Forms: 683

National Air/Water/Land Rank: 27

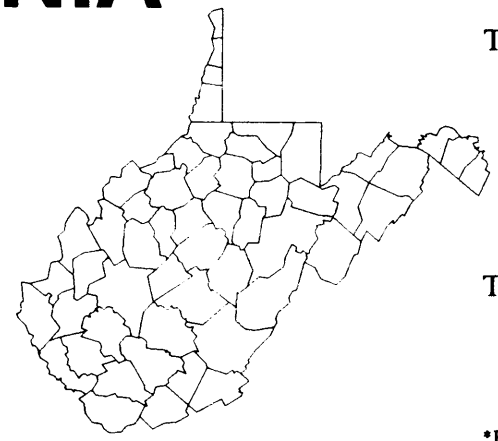

Reported Releases and Transfers (pounds)

Total Releases:	38,184,106
Air Emissions:	28,295,711
Surface Water Discharges:	2,009,079
Underground Injection:	5
Releases to Land:	7,879,311
Total Transfers:	15,491,311
Transfers to POTWs*:	3,057,250
Off-site Transfers:	12,434,061

*Publicly Owned Treatment Works

Top Five Chemicals Released

Chemical	Air Emissions Pounds	Surface Water Discharges Pounds	Underground Injection Pounds	Releases to Land Pounds	Total Releases Pounds
Zinc compounds	3,035	42,183	5	6,500,462	6,545,685
Acetone	3,847,856	15,633	0	18,706	3,882,195
Toluene	2,223,383	35,226	0	479	2,259,088
Ammonia	1,192,136	868,631	0	1,200	2,061,967
Hydrochloric acid	1,681,398	11,265	0	41	1,692,704

1990 TOXICS RELEASE INVENTORY

WEST VIRGINIA

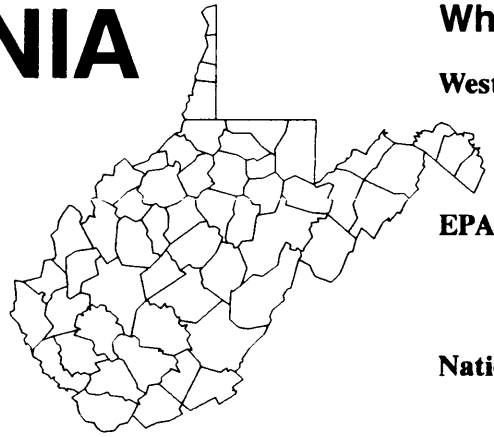

Who Can I Talk To For More Information?

West Virginia State Contact:
Carl L. Bradford
304-348-5380

EPA Region 3 Contact:
Mikal Shabazz
215-597-3659

National Library of Medicine:
TRI Representative
301-496-6531
800-272-4787

Top Ten Facilities for Releases

Facility	City, County	Air Emissions Pounds	Surface Water Discharges Pounds	Underground Injection Pounds	Releases to Land Pounds	Total Releases Pounds
Wheeling-Pittsburgh Steel Co	Follansbee, Brooke	2,892,170	196,014	0	7,237,280	10,325,464
Union Carbide C & P Co.	Institute, Kanawha	3,708,744	6,040	0	6,506	3,721,290
GE Chemicals Inc.	Washington, Wood	2,141,066	228	0	2,835	2,144,129
Du Pont Belle Plant	Belle, Kanawha	1,461,740	406,255	0	0	1,867,995
Weirton Steel Corp.	Weirton, Hancock	1,133,747	453,325	0	0	1,587,072
Goodyear Tire & Rubber Co.	Apple Grove, Mason	1,394,350	135,000	0	500	1,529,850
Mobay Corp.	New Martinsville, Marshall	1,236,769	67,743	0	395	1,304,907
Union Carbide Chemicals & Plastics	Sistersville, Tyler	1,123,220	42,932	0	0	1,166,152
3M Co.	Charles Town, Jefferson	1,130,998	265	0	0	1,131,263
American Woodmark Corp.	Moorefield, Hardy	941,399	0	0	0	941,399

1990 TOXICS RELEASE INVENTORY

WISCONSIN

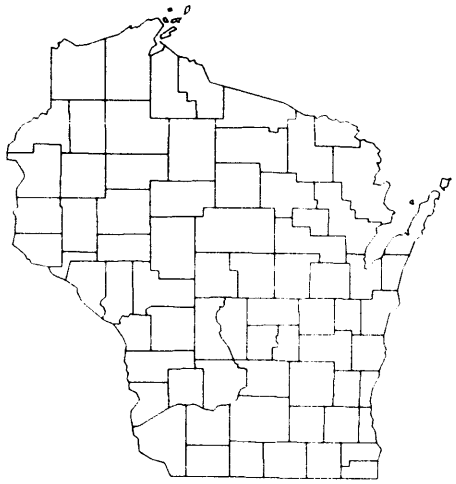

Population: 4,891,769

Total TRI Facilities: 802

Total TRI Forms: 2,672

National Air/Water/Land Rank: 22

Reported Releases and Transfers (pounds)

Total Releases:	45,001,524
Air Emissions:	41,137,572
Surface Water Discharges:	460,928
Underground Injection:	20
Releases to Land:	3,403,004
Total Transfers:	34,497,122
Transfers to POTWs*:	13,138,471
Off-site Transfers:	21,358,651

*Publicly Owned Treatment Works

Top Five Chemicals Released

Chemical	Air Emissions Pounds	Surface Water Discharges Pounds	Underground Injection Pounds	Releases to Land Pounds	Total Releases Pounds
1,1,1-Trichloroethane	5,684,189	15	5	20	5,684,229
Toluene	4,500,357	260	0	5	4,500,622
Xylene (mixed isomers)	4,467,105	1,032	0	0	4,468,137
Methyl ethyl ketone	3,288,219	5	0	250	3,288,474
Glycol ethers	3,007,905	9,187	0	250	3,017,342

1990 TOXICS RELEASE INVENTORY

WISCONSIN

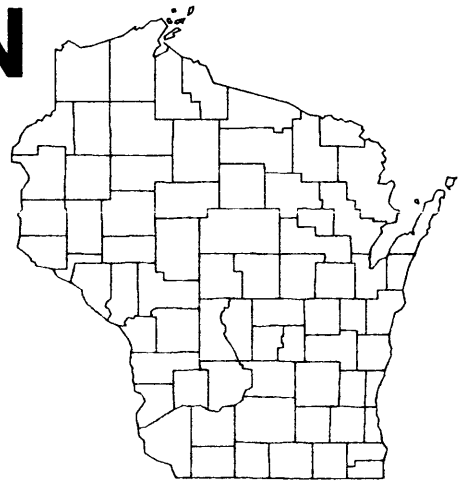

Who Can I Talk To For More Information?

Wisconsin State Contact:
Russ Dumst
608-266-9255

EPA Region 5 Contact:
Dennis Wesolowski
312-353-5907

National Library of Medicine:
TRI Representative
301-496-6531
800-272-4787

Top Ten Facilities for Releases

Facility	City, County	Air Emissions Pounds	Surface Water Discharges Pounds	Underground Injection Pounds	Releases to Land Pounds	Total Releases Pounds
Packaging Corp. of America	Tomahawk, Lincoln	132,775	80,080	0	2,228,070	2,440,925
Kohler Co.	Kohler, Sheboygan	586,751	1,918	0	815,000	1,403,669
Fort Howard Corp.	Green Bay, Brown	1,312,487	3,150	0	7,300	1,322,937
Thilmany, International Paper	Kaukauna, Outagamie	1,069,100	3,050	0	0	1,072,150
Briggs & Stratton Corp.	Wauwatosa, Milwaukee	960,192	0	0	0	960,192
Rhinelander Paper Co.	Rhinelander, Oneida	773,290	115,752	0	750	889,792
General Motors Corp	Janesville, Rock	806,191	770	0	0	806,961
Port Edwards Mill, Nekoosa Papers	Port Edwards, Wood	786,750	0	0	0	786,750
Trent Tube	East Troy, Walworth	732,350	510	0	0	732,860
Uniroyal Engineered Products	Stoughton, Dane	664,890	0	0	0	664,890

1990 TOXICS RELEASE INVENTORY

WYOMING

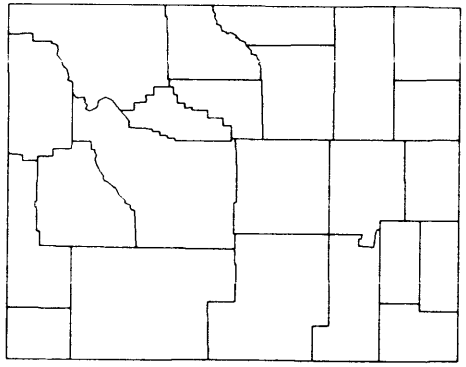

Population: 453,588

Total TRI Facilities: 27

Total TRI Forms: 123

National Air/Water/Land Rank: 46

Reported Releases and Transfers (pounds)

Total Releases:	11,581,865
Air Emissions:	4,317,778
Surface Water Discharges:	120,097
Underground Injection:	6,818,227
Releases to Land:	325,763
Total Transfers:	26,472
Transfers to POTWs*:	250
Off-site Transfers:	26,222

*Publicly Owned Treatment Works

Top Five Chemicals Released

Chemical	Air Emissions Pounds	Surface Water Discharges Pounds	Underground Injection Pounds	Releases to Land Pounds	Total Releases Pounds
Ammonium nitrate (solution)	721,890	0	5,747,200	700	6,469,790
Ammonia	692,181	120,060	988,000	6,000	1,806,241
Sulfuric acid	1,762,473	18	750	0	1,763,241
Xylene (mixed isomers)	227,285	0	0	10,677	237,962
Toluene	218,377	0	0	11,985	230,362

1990 TOXICS RELEASE INVENTORY

WYOMING

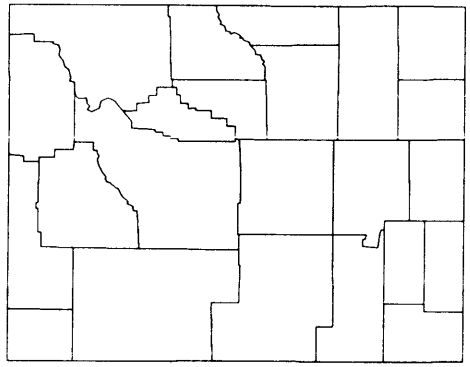

Who Can I Talk To For More Information?

Wyoming State Contact:
Joseph C. Daly
307-777-7566

EPA Region 8 Contact:
Dianne Theil
303-293-1735

National Library of Medicine:
TRI Representative
301-496-6531
800-272-4787

Top Ten Facilities for Releases

Facility	City, County	Air Emissions Pounds	Surface Water Discharges Pounds	Underground Injection Pounds	Releases to Land Pounds	Total Releases Pounds
Coastal Chem Inc.	Cheyenne, Laramie	1,008,044	0	6,818,227	82,390	7,908,661
Riverton Chemical Co.	Riverton, Fremont	1,750,980	18	0	0	1,750,998
Sinclair Refinery	Sinclair, Carbon	466,385	0	0	19,961	486,346
Frontier Refining Inc.	Cheyenne, Laramie	191,600	8,218	0	32,000	231,818
Crown Cork & Seal Co. Inc.	Worland, Washakie	214,000	0	0	0	214,000
Holly Sugar Corp.	South Torrington, Goshen	180,000	21,000	0	3,000	204,000
Western Sugar Co.	Lovell, Big Horn	20	73,860	0	94,720	168,600
Chevron Chemical Co.	Rock Springs, Sweetwater	150,231	0	0	0	150,231
Holly Sugar Corp.	Worland, Washakie	128,500	17,000	0	3,000	148,500
Little America Refining Co.	Casper, Natrona	98,950	0	0	1,200	100,150