


PERSONAL  
PROTECTIVE  
EQUIPMENT GUIDE

# PROTECTIVE EYEWEAR



This publication was produced through the cooperative efforts of:

**EPA** U. S. Environmental Protection Agency  
Washington, DC 20460

  
Extension Service, U. S. Department of Agriculture  
Washington, DC 20250

PPE Guides in this series include:

- Coveralls, Gloves, and Other Skin Protection
- Clothing Layers for Added Protection
- Choosing Chemical-Resistant PPE
- Protective Eyewear
- Respirators
- Inspecting, Maintaining, and Replacing PPE
- Avoiding Heat Stress

735-F-93-006

 Printed on Recycled Paper


(5)

**W**hen the label requires protective eyewear, wear goggles, a face shield, or shielded safety glasses. Consider wearing protective eyewear in any situation where pesticides may get into the eyes, even if the pesticide label does not require eye protection. Eyes are very sensitive to the chemicals in some pesticide formulations, and readily absorb some pesticides.

## Protective Eyewear


### *Shielded safety glasses*

Shielded safety glasses are often a good choice, because they are comfortable, do not cause fogging or sweating, and give good eye protection in many situations. Safety glasses must have brow and side shields.



### *Face shields*

Face shields have many of the advantages of shielded safety glasses and provide additional protection to the entire face. Face shields that are cupped inward towards the throat give better protection from splashes than straight face shields.




### *Goggles*

When riding in an open cab during an airblast application, flagging under an aerial application, applying mists, fogs, or aerosols indoors, or working in similar situations, consider choosing goggles that fit tightly against the face. These provide more protection in such situations than shielded safety glasses or face shields. A full-face respirator also would protect the eyes in these conditions.

### *Protective eyewear with respirators*

Either goggles or shielded safety glasses can be worn with a half-face respirator. Choose styles that fit comfortably with the respirator. Full-face respirators cover the eyes; no additional eye protection is required.



### *Face shields over goggles*

In high exposure situations when both face protection and eye protection are needed, a face shield can be worn over goggles.

1

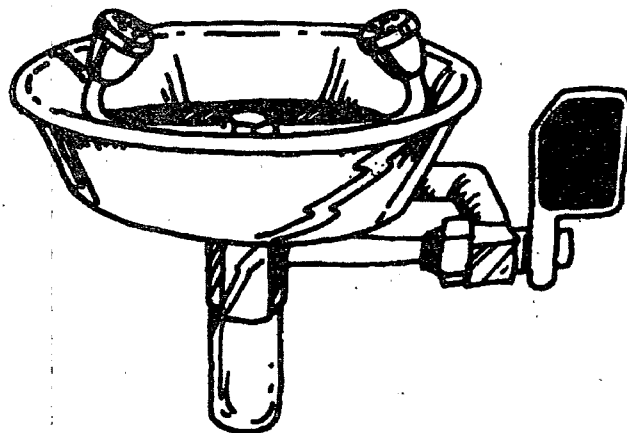
2

## Eyeflush Dispensers

Whenever the pesticide label requires protective eyewear, have an eyeflush dispenser handy also. If a pesticide gets into the eyes, it is important to act quickly. Eyes can be severely damaged in just a few minutes.


### *Styles*

Eyeflush equipment may be either portable eyeflush dispensers or permanently installed eyeflush stations. Portable eyeflush dispensers should contain at least one pint of water — either potable water or a special fluid made for eyeflush dispensers. Permanently mounted eyeflush stations should be connected to a supply of potable running water or contain a reservoir of at least one pint of potable water or eyeflush fluid.



**Using an eyeflush dispenser**

Both styles of dispensers allow a gentle trickle of water to flow across the open eye. Wash the eye for about 15 minutes to be sure that all the pesticide is removed.



**INTERPRETING PPE  
STATEMENTS ON  
PESTICIDE LABELS**

<u>Label Statement</u>	<u>Acceptable PPE</u>
Protective Eyewear	Shielded safety glasses, or Face shield, or Goggles, or Full-face respirator
Goggles	Goggles, or Full-face respirator