United States
Environmental Protection
Agency

Office of Pollution
Prevention and Toxics
(7408)

EPA 745-F-94-001
April 1994

EPA

1992 Toxics Release Inventory

Public Data Release

STATE FACT SHEETS

Printed on Recycled Paper

INTRODUCTION

The Toxics Release Inventory (TRI) was established by section 313 of the Emergency Planning and Community Right-to-Know Act (EPCRA) of 1986. The law is based on the premise that citizens have a right-to-know about chemicals in their communities. It has two main purposes: to encourage and support emergency planning for responding to chemical accidents; and to provide the public and the government with information about possible chemical hazards. The purpose of this State Fact Sheet book is to provide a status of TRI data at the state level.

Under section 313 of EPCRA, certain manufacturers must report on an annual basis the amounts of over 300 toxic chemicals, including those in 20 chemical categories, that they release directly to the air, water, or land, or that they inject underground. The reports include information on amounts transferred to off-site locations for treatment or disposal. Also, reporting facilities provide information mandated by the Pollution Prevention Act (PPA) of 1990, such as amounts recycled on- and off-site, amounts used for energy recovery on- and off-site, amounts treated on-site, and amounts released due to non-production related events (e.g., accidental spills).

The reports are sent to the U.S. Environmental Protection Agency (EPA) and to the states or tribes. The law specifies that the EPA must compile these reports into an annual inventory that is publicly available by computer telecommunication and other means on a cost-reimbursable basis. The law also requires the states and tribes to collect the reports and make them available to the public.

1992 STATE TRI FACT SHEETS

Under EPCRA, both EPA and the states were given the responsibility of collecting and disseminating the annual TRI data. Each facility covered under section 313 of EPCRA sends copies of its reports to both EPA and the state within which they are located. The information for the fact sheets in this document was taken from EPA's Toxics Release Inventory System (TRIS). TRIS is a frequently updated EPA-managed database of all TRI reports sent in from all around the nation. The database was frozen on February 1, 1994 and the data were downloaded for inclusion in this document and in the *1992 Toxics Release Inventory: Public Data Release*. Each state EPCRA TRI Coordinator was sent copies of the data contained within this text and they were asked to verify its accuracy by comparing it with the TRI reports they received from facilities within their state. Their quality control review of this data helps EPA maintain accurate reporting of the TRI data.

1992 TOXICS RELEASE INVENTORY

The information in this document provides a more detailed breakdown of the 1992 state TRI data. For each state, it lists the following information:

1. A map of each state is provided which contains a triangle for every facility reporting to the TRI in 1992.
2. For each state, data are provided on the amounts of toxic chemicals released to the air, water, and land, and amounts injected into underground wells. Data are also presented for on- and off-site waste management activities, including the amounts recycled on- and off-site, burned for energy recovery on- and off-site, and treated on-site. Amounts are also presented for toxic chemicals transferred to publicly owned treatment works, and sent off-site for treatment and disposal. ("Other Off-site Transfers" refers to amounts reported with no off-site management code or an invalid code.)
3. Each state fact sheet includes the state's population, the total number of facilities in that state reporting to TRI, and the number of TRI forms submitted (more than one form per facility may be submitted). The population statistics for states are from 1992 U.S. Census updates; however, 1990 values are presented for American Samoa, Puerto Rico, and the Virgin Islands, as these are the most recent data available. The District of Columbia and Guam did not have any facilities reporting to the TRI, so fact sheets for them are not included in this document.
4. Each state fact sheet also includes the state's national ranking based on the total amount of on-site releases to air, water, land, and chemicals injected underground; the state's national ranking based on total releases to air, water and land only; and the state's national rankings for transfers of waste into and out of the state.
5. The top 10 chemicals and the top 10 facilities in the state based on total on-site releases to air, water, land, and chemicals injected underground are presented. Also presented are the top 10 chemicals and the top 10 facilities in the state based on releases to air, water, and land only. EPA has offered these alternative ways to provide state rankings because substantial questions have been raised about whether Class I injection wells are properly viewed as a direct environmental discharge. Properly designed and constructed Class I injection wells have substantially lower exposure potential than direct forms of release. Therefore, EPA believes it is appropriate to provide rankings with and without underground injection to enable the public to focus on areas of greater concern.
6. Contact names, telephone numbers and fax numbers are provided for people interested in learning more about the TRI data (including how to access it and various uses).

STATUS OF STATE TRI PROGRAMS

An assessment of state TRI programs was conducted in early 1994 by the National Conference of State Legislatures (NCSL). Each state TRI coordinator was asked to provide information on the status of their TRI program. The assessment was conducted at the request of the Chemical Information Management Project of the Forum on State and Tribal Toxics Action. The information generated by this assessment assists the public in understanding the breadth of TRI activity at the state level. A couple of matrices detailing some of the assessment's findings are included in the next section of this document. Puerto Rico, American Samoa, and the U.S. Virgin Islands did not respond and are therefore not included.

The NCSL assessment's results indicate that the states' programs vary greatly in size and scope. Forty states have staff working with the TRI. Twelve have no full-time or part-time staff. Funding for the programs also greatly varies with 18 states reporting budgets of 0 - $50,000, 5 states reporting budgets of $50,000 to $200,000, and 3 states reporting budgets of over $200,000. Seventeen states indicated their budget was zero. Four states conduct inspections of facilities to check on compliance with TRI reporting requirements.

The NCSL assessment also requested information on state TRI data management and outreach and asked many questions related to user assistance programs. NCSL found that 32 states indicated that they enter some or all of their TRI data into a state computer system and 31 said they have the data available within 1 to 6 months of the July 1 reporting deadline. Thirty-one states generate state reports or other customized reports. All of the states make the data available to the public either in paper form or on diskette. Data analyses conducted by the states include the following: 17 states conduct Geographical Information System or other mapping projects using TRI; 7 states use TRI for environmental equity/justice projects; and 18 states will provide health effects or risk analysis information.

Eight states go beyond the federally mandated reporting requirements and require more information from their facilities.

For more information on this assessment contact: George Hagevik at the National Conference of State Legislatures, 1560 Broadway, Suite 700, Denver CO 80202 (303-830-2200).

Additional Information

Readers interested in more information regarding the 1992 TRI data (including a national perspective, a discussion of information collected under the Pollution Prevention Act, and comparison to previous years' data) are referred to the companion volume to this document titled, *1992 Toxics Release Inventory: Public Data Release*, United States Environmental Protection Agency (EPA 745-R-94-001), April 1994. Information on obtaining this document is available from the EPCRA Information Hotline (800-535-0202).

Readers interested in obtaining an account to access the National Library of Medicine's (NLM) TOXNET system, of which the TRI is a component file, should call the NLM TRI Representative at 301-496-6531. Other means of accessing the TRI are identified in Appendix B of the above-noted companion volume.

For more information on individual state TRI programs, readers can call, write, or fax the state TRI coordinator who is listed on the fact sheet for that state.

1994 State TRI Assessment, Part I (notes provided at the end of table)

State	Data is Available to the Public	Information Provided to the Public	Provides Health Effects or Risk Analysis Data	Data Used in GIS/Mapping Projects	TRI Data Used for Environmental Equity Justice Projects	State TRI Data Entered into Computer	Fields Entered into Computer	How Soon Available After July 1
AK	yes	a	no	no	no	no	NR	NR
AL	yes	a	no	no	no	yes	a,b	3 months
AR	yes	d	no	no	no	yes	a,c,d	3 months
AZ	yes	a,b,c,d,e	yes	no	yes	yes	f	3 months
CA	yes	a,c	no	yes	yes	yes	a,c,d,e,g	2 months
CO	yes	a,b	no	no	no	no	NR	NR
CT	yes	a,b,d,e	yes	yes	yes	yes	a,b,c,d,e	4 -6 months
DC	yes	a	no	no	no	no	NR	n/a
DE	yes	a,b,c,d	no	no	no	yes	a,b,c,d,e	3 months
FL	yes	a,b,c	no	yes	no	yes	a,c,d,e,g,	2-3 months
GA	yes	a,b,d	no	yes	yes	yes	f	6 months
HI	yes	a,b,c	yes	no	no	no	NR	NR
IA	yes	a,e	no	no	no	no	NR	NR
ID	yes	a	no	no	no	no	NR	NR
IL	yes	a,c,d	yes	no	no	yes	f	6 months
IN	yes	a,b,c,d,e	yes	no	no	no	NR	12 months
KS	yes	a.c.d.e	yes	yes	no	yes	f	2 months
KY	yes	a,d	yes	yes	no	yes	f	7 months
LA	yes	a,c.d	yes	yes	yes	yes	a,b,c,d,e,	6 months
MA*	yes	—	no	no	—	no	—	—
MD	yes	a, c	no	yes	no	yes	a,g	3-4 months
ME	yes	a	yes	yes	NR	no	NR	NR
MI	yes	a,b,c,d	no	no	no	yes	a,c,d	4 months
MN	yes	a,b,c,d	no	no	no	yes	a,c,d,e,	3 months
MO	yes	a	no	no	no	NR	NR	NR
MS	yes	a,e	no	no	no	yes	a,b,c,d	2-3 months

1994 State TRI Assessment, Part I (continued)

State	Data is Available to the Public	Information Provided to the Public	Provides Health Effects or Risk Analysis Data	Data Used in GIS/Mapping Projects	TRI Data Used for Environmental Equity Justice Projects	State TRI Data Entered into Computer	Fields Entered into Computer	How Soon Available After July 1
MT	yes	NR	no	no	no	no	NR	n/a
NC	yes	a	no	no	no	yes	a	3 months
ND	yes	a	no	no	no	no	NR	n/a
NE	yes	a,c,e	no	yes	no	no	f	12 months
NH	yes	a,b	no	yes	no	no	a,b	1 month
NM	yes	a,c	no	no	no	no	NR	NR
NJ	yes	a,c,d	yes	yes	no	yes	a,b,c,d,g	6 months
NV	yes	a	yes	no	no	yes	a,b,c,d,	2 months
NY	yes	a,c,d	no	yes	no	yes	a,b,c,d	2
OH	yes	a,b,c,d,e	yes	no	no	yes	a,b,c,d,e,	4 months
OK	yes	a,d	no	no	no	yes	a,c,d,e,	4 months
OR	yes	a,c,d	yes	no	no	yes	a,c,d,e,f	4-5 months
PA	yes	a,b,c	yes	no	no	yes	a,b,c	2 months
RI*	yes	a	no	no	NR	yes	a,e	9 months
SC	yes	a,c	yes	yes	yes	no	NR	NR
SD	yes	a	no	no	no	yes	a,b,c,d,e	3-6 months
TN	yes	a	no	no	no	no	NR	NR
TX	yes	a,c,d,e	no	yes	yes	yes	a,b	3 months
UT	yes	a,b,d	no	yes	no	yes	a,c,d,e	5 months
VA	yes	a,c,d	no	no	no	yes	a,b,c,d,e,	7 months
VT	yes	a	yes	no	no	no	NR	NR
WA	yes	a,b,c,d,e	yes	no	no	yes	f	4-6 months
WI	yes	a,c,d	no	yes	no	yes	a,b,c,d,e,g	4
WV	yes	a,b	no	no	no	f	2-3 months	NR
WY	yes	c	yes	no	no	yes	a,c,d,f	1 month
Guam	yes	a	no	no	no	NR	NR	NR

1994 State TRI Assessment, Part II

State	Public Has Access to TRI Database	Creates Customized Database Reports	TRI Data Available on Computer for What Years	Distributes Data to Libraries	Distributes Data to LEPCs	Others in State Provide Computerized Data	Charges for Services
AK	NR	no	NR	no	no	no	no
AL	no	yes	87,88,89,90,91,92	no	no	no	yes
AR	yes	no	89, 90 91,92	no	no	no	no
AZ	no	yes	91, 92	no	yes	yes	yes
CA	yes	yes	87,88,89,90,91,92	no	yes	no	yes
CO	NR	NR	NR	yes	yes	no	yes
CT	no	yes	1992	no	no	no	yes
DC	no	no	n/a	no	no	yes	no
DE	no	yes	87,88,89,90,91,92	no	yes	no	yes
FL	yes	yes	90,91,92	yes	yes	yes	yes
GA	no	yes	87,88,89,90,91,92	no	yes	no	yes
HI	NR	NR	NR	no	no	yes	yes
IA	NR	NR	NR	no	no	no	yes
ID	NR	NR	NR	no	yes	no	no
IL	no	yes	87,88,89,90,91,92	no	no	no	no
IN	yes	yes	87,88,89,90,91	no	yes	no	no
KS	yes	yes	87, 88, 89, 90, 91, 92	no	yes	yes	no
KY	no	yes	88,89,90,91,92	no	no	no	yes
LA	no	yes	87,88,89,90,91,	yes	yes	yes	yes
MA*	no	no	NR	no	yes	no	no
MD	no	yes	88,89,90,91,92	no	yes	yes	yes
ME	NR	NR	NR	no	NR	no	yes
MI	no	no	90,91,92	no	no	no	yes
MN	no	yes	88,89,90,91,92	yes	yes	no	no
MO	NR	no	NR	no	no	yes	yes
MS	no	no	90	no	yes	no	yes

1994 State TRI Assessment, Part II, Continued

State	Public Has Access to TRI Database	Creates Customized Database Reports	TRI Data Available on Computer for What Years	Distributes Data to Libraries	Distributes Data to LEPCs	Others in State Provide Computerized Data	Charges for Services
MT	NR	n/a	n/a	no	no	no	no
NC	no	no	NR	no	no	yes	no
ND	n/a	n/a	n/a	no	no	no	no
NE	no	yes	87,88,89,90,91	no	yes	no	no
NH	no	no	90,91,92	no	yes	yes	no
NM	no	no	none	no	no	no	yes
NJ	no	yes	87,88,89,90,91	yes	yes	yes	yes
NV	no	yes	92	no	yes	no	no
NY	no	yes	88, 89, 90, 91, 92	no	yes	yes	yes
OH	yes	yes	89,90,91,92	no	yes	yes	no
OK	no	yes	89,90,91,92	no	no	no	no
OR	no?	yes	87,88,89,90,91,92	yes	yes	no	no
PA	yes	yes	87,88,89,90,91,	no	yes	no	yes
RI*	no	yes	90	no	yes	no	yes
SC	NR	NR	NR	no	no	no	no
SD	no	yes	89,90,91,92	no	yes	no	no
TN	NR	NR	NR	no	yes	no	no
TX	no	yes	88,89,90,91,92	yes	yes	yes	no
UT	no	yes	87,88,89,90,91,92	no	yes	no	no
VA	yes	yes	88,89,90,91,92	yes	yes	no	no
VT	NR	NR	NR	no	no	no	yes
WA	no	yes	92	yes	yes	yes	no
WI	no	yes	87,88,89,90,91	yes	yes	no	no
WV	no	no	90,91,92	no	yes	yes	no
WY	no	no	92	no	no	no	yes
Guam	no	yes	no	no	yes	NR	no

Notes

Questions asked in the NCSL Survey:

1. Does your office make TRI data available to the public?
2. Which, if any of the following do you provide to the public?
   a. copies of the Form Rs
   b. TRI public reading room
   c. TRI state data on diskette
   d. state TRI report
   e. state TRI documents
3. Do you help the public analyze the data by providing them with health effects or risk analysis information?
4. Have you or another agency or organization in your state used TRI data in any Geographical Information System (GIS) or other mapping project?
5. Have you used the TRI data for environmental equity justice projects?
6. Do you have your own TRI data entered into a state computer.
7. Please check which fields you enter.
   a. facility name and address
   b. number of forms sent in by facility
   c. names of chemicals
   d. release information (quantities)
   e. pollution prevention data
   f. entire Form R
   g. other
8. How soon following the July 1 reporting deadline is computerized state TRI information typically available? (number of months)
9. Can the public access this state computer database?
10. Do you create customized reports from your computerized database?
11. Please indicate the years for which your TRI data is available on your state's computer.
12. Do you distribute forms/summaries/magnetic media to libraries?
13. Do you distribute forms/summaries/magnetic media to LEPC's?
14. Do you know of any state agencies (besides your own) or public or private sector organizations in your state that provide computerized TRI information to the public?
15. Do you charge for your services?

Key for Information Provided: Question 2, above.

Key for Fields Entered into Computer: Question 7, above.

* State did not respond to 1993 survey. Data were obtained from June 1992 NCSL Survey.

NR Respondent left no response.

n/a Respondent indicated that information was not available.

1992 TOXICS RELEASE INVENTORY

ALABAMA

Population	4,138,000
Total Facilities	504
Total Forms	1,905
National Rank for Total Releases	8
National Rank for Air/Water/Land Releases	6
Transfers into State	
Rank	9
Pounds	72,063,734
Transfers Out of State	
Rank	17
Pounds	45,140,502

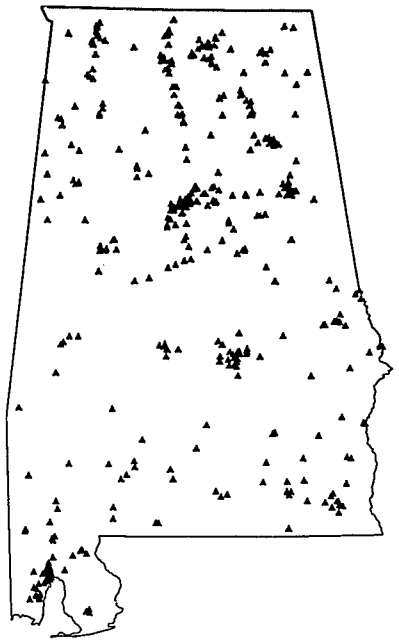

Reported Releases and Waste Management Activities

	(pounds)
On-site Releases	112,414,732
Air Emissions	94,922,362
Surface Water Discharges	5,078,042
Underground Injection	6,269,431
Releases to Land	6,144,897
On-site Waste Management	999,785,950
Recycling	294,852,601
Energy Recovery	85,075,299
Treatment	619,858,050
Off-site Transfers for Further Waste Management	69,607,218
Recycling	37,395,734
Energy Recovery	11,317,763
Treatment	10,002,833
Publicly Owned Treatment Works (POTWs)	1,097,314
Disposal	6,269,626
Other Off-site Transfers	3,523,948

Top Five Chemicals for Total Releases

Chemical	Air Emissions Pounds	Surface Water Discharges Pounds	Under-ground Injection Pounds	Releases to Land Pounds	Total Releases Pounds
Carbon disulfide	42,749,562	18,038	0	0	42,767,600
Methanol	11,889,726	883,287	2,268,329	74,999	15,116,341
Ammonia	2,772,218	3,100,325	4,000,685	316,235	10,189,463
Hydrochloric acid	5,060,163	0	0	0	5,060,163
Xylene (mixed isomers)	4,917,160	547	15	0	4,917,722

Top Five Chemicals for Air/Water/Land Releases

Chemical	Air Emissions Pounds	Surface Water Discharges Pounds	Releases to Land Pounds	Total Releases Pounds
Carbon disulfide	42,749,562	18,038	0	42,767,600
Methanol	11,889,726	883,287	74,999	12,848,012
Ammonia	2,772,218	3,100,325	316,235	6,188,778
Hydrochloric acid	5,060,163	0	0	5,060,163
Xylene (mixed isomers)	4,917,160	547	0	4,917,707

1992 TOXICS RELEASE INVENTORY

ALABAMA

Top Ten Facilities for Total Releases

Facility	City, County	Air Emissions Pounds	Surface Water Discharges Pounds	Underground Injection Pounds	Releases to Land Pounds	Total Releases Pounds
Courtaulds Fibers Inc.	Axis, Mobile	42,297,115	57,005	0	450,000	42,804,120
Zeneca Inc.	Bucks, Mobile	34,648	74	6,269,383	0	6,304,105
Scott Paper Co.	Mobile, Mobile	2,416,505	816,600	0	0	3,233,105
Monsanto Co.	Decatur, Morgan	840,786	1,904,059	0	22,409	2,767,254
3M Co.	Guin, Marion	2,463,050	0	0	0	2,463,050
Amoco Chemical Co.	Decatur, Morgan	2,113,167	174,200	0	50	2,287,417
Mead Coated Board Inc.	Cottonton, Russell	2,160,610	9,796	0	6,806	2,177,212
U.S. Pulp & Newsprint	Coosa Pines, Talladega	1,738,394	387,890	0	35,863	2,162,147
International Paper	Mobile, Mobile	1,818,305	312,250	0	250	2,130,805
Gulf States Steel Inc.	Gadsden, Etowah	201,828	262,356	0	1,260,233	1,724,417

Top Ten Facilities for Air/Water/Land Releases

Facility	City, County	Air Emissions Pounds	Surface Water Discharges Pounds	Releases to Land Pounds	Air/Water/Land Releases Pounds
Courtaulds Fibers Inc.	Axis, Mobile	42,297,115	57,005	450,000	42,804,120
Scott Paper Co.	Mobile, Mobile	2,416,505	816,600	0	3,233,105
Monsanto Co.	Decatur, Morgan	840,786	1,904,059	22,409	2,767,254
3M Co.	Guin, Marion	2,463,050	0	0	2,463,050
Amoco Chemical Co.	Decatur, Morgan	2,113,167	174,200	50	2,287,417
Mead Coated Board Inc.	Cottonton, Russell	2,160,610	9,796	6,806	2,177,212
U.S. Pulp & Newsprint	Coosa Pines, Talladega	1,738,394	387,890	35,863	2,162,147
International Paper	Mobile, Mobile	1,818,305	312,250	250	2,130,805
Gulf States Steel Inc.	Gadsden, Etowah	201,828	262,356	1,260,233	1,724,417
3M Co.	Decatur, Morgan	1,667,154	2,111	21,040	1,690,305

For More Information. . .

State Contact: Ed Pooles
(205) 260-2717 Fax (205) 272-8131

EPA Regional Contact: Carlton D. Hailey
(404) 347-1033 Fax (404) 347-1681

To obtain TRI data use assistance, call TRI User Support Service (TRI-US):
(202) 260-1531 Fax (202) 260-4659

1992 TOXICS RELEASE INVENTORY

ALASKA

Population	588,000
Total Facilities	6
Total Forms	50
National Rank for Total Releases	37
National Rank for Air/Water/Land Releases	36
Transfers into State	
Rank	48
Pounds	30,869
Transfers Out of State	
Rank	48
Pounds	245,501

Reported Releases and Waste Management Activities

(pounds)

On-site Releases	14,854,171
Air Emissions	10,945,946
Surface Water Discharges	3,907,576
Underground Injection	192
Releases to Land	457
On-site Waste Management	4,851,566
Recycling	8,739
Energy Recovery	1,522,000
Treatment	3,320,827
Off-site Transfers for Further Waste Management	245,521
Recycling	242,373
Energy Recovery	0
Treatment	3,088
Publicly Owned Treatment Works (POTWs)	20
Disposal	40
Other Off-site Transfers	0

Top Five Chemicals for Total Releases

Chemical	Air Emissions Pounds	Surface Water Discharges Pounds	Under-ground Injection Pounds	Releases to Land Pounds	Total Releases Pounds
Ammonia	8,406,750	585,500	150	120	8,992,520
Methanol	1,106,900	1,132,870	42	0	2,239,812
Hydrochloric acid	67,000	1,872,000	0	0	1,939,000
Chloroform	739,050	81,200	0	0	820,250
Sulfuric acid	319,827	124,545	0	0	444,372

Top Five Chemicals for Air/Water/Land Releases

Chemical	Air Emissions Pounds	Surface Water Discharges Pounds	Releases to Land Pounds	Total Releases Pounds
Ammonia	8,406,750	585,500	120	8,992,370
Methanol	1,106,900	1,132,870	0	2,239,770
Hydrochloric acid	67,000	1,872,000	0	1,939,000
Chloroform	739,050	81,200	0	820,250
Sulfuric acid	319,827	124,545	0	444,372

1992 TOXICS RELEASE INVENTORY

ALASKA

Top Ten Facilities for Total Releases

Facility	City, County	Air Emissions Pounds	Surface Water Discharges Pounds	Underground Injection Pounds	Releases to Land Pounds	Total Releases Pounds
Unocal Petroleum Products	Kenai, Kenai Peninsula	8,631,957	279,056	192	385	8,911,590
Ketchikan Pulp Co.	Ketchikan, Ketchikan Gateway	697,997	3,226,245	0	0	3,924,242
Alaska Pulp Corp.	Sitka, Sitka	1,446,855	402,250	0	0	1,849,105
Tesoro Alaska Petroleum Co.	Kenai, Kenai Peninsula	150,661	0	0	52	150,713
Mapco Alaska Petroleum Inc.	North Pole, Fairbanks North Star	18,221	20	0	20	18,261
Unisea Inc.	Dutch Harbor, Aleutians West	255	5	0	0	260
. . .						. . .
. . .						. . .
. . .						. . .
. . .						. . .

Top Ten Facilities for Air/Water/Land Releases

Facility	City, County	Air Emissions Pounds	Surface Water Discharges Pounds	Releases to Land Pounds	Air/Water/Land Releases Pounds
Unocal Petroleum Products	Kenai, Kenai Peninsula	8,631,957	279,056	385	8,911,398
Ketchikan Pulp Co.	Ketchikan, Ketchikan Gateway	697,997	3,226,245	0	3,924,242
Alaska Pulp Corp.	Sitka, Sitka	1,446,855	402,250	0	1,849,105
Tesoro Alaska Petroleum Co.	Kenai, Kenai Peninsula	150,661	0	52	150,713
Mapco Alaska Petroleum Inc.	North Pole, Fairbanks North Star	18,221	20	20	18,261
Unisea Inc.	Dutch Harbor, Aleutians West	255	5	0	260
. . .					. . .
. . .					. . .
. . .					. . .
. . .					. . .

For More Information. . .

State Contact: Camille Stephens
(907) 465-5220 Fax (907) 465-5244

EPA Regional Contact: Phil Wong
(206) 553-4016 Fax (206) 553-8338

To obtain TRI data use assistance, call TRI User Support Service (TRI-US):

(202) 260-1531 Fax (202) 260-4659

1992 TOXICS RELEASE INVENTORY

AMERICAN SAMOA

Population	47,000
Total Facilities	2
Total Forms	2
National Rank for Total Releases	53
National Rank for Air/Water/Land Releases	53
Transfers into State	
Rank	53
Pounds	0
Transfers Out of State	
Rank	53
Pounds	0

Reported Releases and Waste Management Activities

(pounds)

On-site Releases	11,240
Air Emissions	11,240
Surface Water Discharges	0
Underground Injection	0
Releases to Land	0
On-site Waste Management	0
Recycling	0
Energy Recovery	0
Treatment	0
Off-site Transfers for Further Waste Management	0
Recycling	0
Energy Recovery	0
Treatment	0
Publicly Owned Treatment Works (POTWs)	0
Disposal	0
Other Off-site Transfers	0

Top Five Chemicals for Total Releases

Chemical	Air Emissions Pounds	Surface Water Discharges Pounds	Under-ground Injection Pounds	Releases to Land Pounds	Total Releases Pounds
Ammonia	11,240	0	0	0	11,240
Chlorine	0	0	0	0	0
. . .					. . .
. . .					. . .
. . .					. . .

Top Five Chemicals for Air/Water/Land Releases

Chemical	Air Emissions Pounds	Surface Water Discharges Pounds	Releases to Land Pounds	Total Releases Pounds
Ammonia	11,240	0	0	11,240
Chlorine	0	0	0	0
. . .				. . .
. . .				. . .
. . .				. . .

1992 TOXICS RELEASE INVENTORY

AMERICAN SAMOA

Top Ten Facilities for Total Releases

Facility	City, County	Air Emissions Pounds	Surface Water Discharges Pounds	Underground Injection Pounds	Releases to Land Pounds	Total Releases Pounds
VCS Samoa Packing Co.	Pago Pago, Eastern	11,240	0	0	0	11,240
Starkist Samoa Inc.	Pago Pago Samoa, Eastern	0	0	0	0	0
. . .						. . .
. . .						. . .
. . .						. . .
. . .						. . .
. . .						. . .
. . .						. . .
. . .						. . .
. . .						. . .

Top Ten Facilities for Air/Water/Land Releases

Facility	City, County	Air Emissions Pounds	Surface Water Discharges Pounds	Releases to Land Pounds	Air/Water/Land Releases Pounds
VCS Samoa Packing Co.	Pago Pago, Eastern	11,240	0	0	11,240
Starkist Samoa Inc.	Pago Pago Samoa, Eastern	0	0	0	0
. . .					. . .
. . .					. . .
. . .					. . .
. . .					. . .
. . .					. . .
. . .					. . .
. . .					. . .
. . .					. . .

For More Information. . .

State Contact: Pati Faiai
International Number (684) 633-2304

EPA Regional Contact: Pam Tsai
(415) 744-1116 Fax (415) 744-1073

To obtain TRI data use assistance, call TRI User Support Service (TRI-US):
(202) 260-1531 Fax (202) 260-4659

1992 TOXICS RELEASE INVENTORY

ARIZONA

Population	3,832,000
Total Facilities	181
Total Forms	538
National Rank for Total Releases	22
National Rank for Air/Water/Land Releases	20
Transfers into State	
Rank	34
Pounds	4,064,517
Transfers Out of State	
Rank	30
Pounds	17,776,487

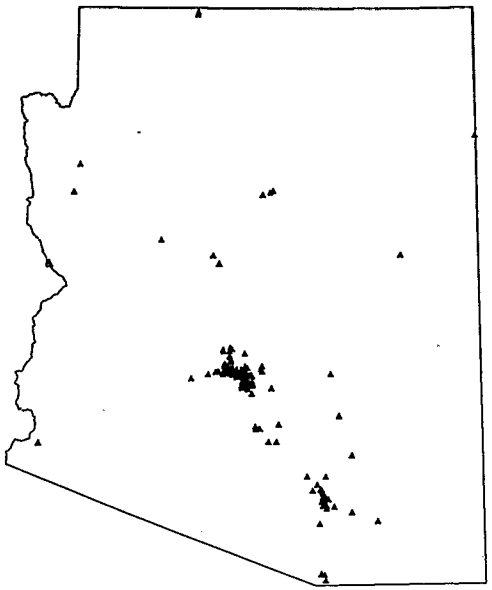

Reported Releases and Waste Management Activities

	(pounds)
On-site Releases	46,114,093
Air Emissions	8,392,860
Surface Water Discharges	5
Underground Injection	0
Releases to Land	37,721,228
On-site Waste Management	503,086,184
Recycling	454,733,859
Energy Recovery	345,090
Treatment	48,007,235
Off-site Transfers for Further Waste Management	29,379,998
Recycling	25,568,056
Energy Recovery	958,400
Treatment	2,217,865
Publicly Owned Treatment Works (POTWs)	488,744
Disposal	132,571
Other Off-site Transfers	14,362

Top Five Chemicals for Total Releases

Chemical	Air Emissions Pounds	Surface Water Discharges Pounds	Under-ground Injection Pounds	Releases to Land Pounds	Total Releases Pounds
Zinc compounds	78,894	0	0	15,217,720	15,296,614
Copper	93,476	0	0	11,625,850	11,719,326
Copper compounds	611,711	5	0	5,301,939	5,913,655
Arsenic	3,950	0	0	1,796,800	1,800,750
Lead	16,159	0	0	1,720,800	1,736,959

Top Five Chemicals for Air/Water/Land Releases

Chemical	Air Emissions Pounds	Surface Water Discharges Pounds	Releases to Land Pounds	Total Releases Pounds
Zinc compounds	78,894	0	15,217,720	15,296,614
Copper	93,476	0	11,625,850	11,719,326
Copper compounds	611,711	5	5,301,939	5,913,655
Arsenic	3,950	0	1,796,800	1,800,750
Lead	16,159	0	1,720,800	1,736,959

1992 TOXICS RELEASE INVENTORY

ARIZONA

Top Ten Facilities for Total Releases

Facility	City, County	Air Emissions Pounds	Surface Water Discharges Pounds	Underground Injection Pounds	Releases to Land Pounds	Total Releases Pounds
Magma Copper Co.	San Manuel, Pinal	222,000	0	0	22,340,500	22,562,500
Asarco Inc.	Hayden, Gila	715,322	0	0	12,269,865	12,985,187
Cyprus Miami Mining Corp.	Claypool, Gila	126,000	0	0	3,048,000	3,174,000
Stone Southwest Corp.	Snowflake, Navajo	1,839,304	0	0	0	1,839,304
Hexcel Corp.	Casa Grande, Pinal	558,239	0	0	0	558,239
Allied Signal Propulsion	Phoenix, Maricopa	403,990	0	0	0	403,990
US Air Force	Tucson, Pima	358,300	5	0	38,500	396,805
Griffin Corp.	Casa Grande, Pinal	271,612	0	0	0	271,612
Sea Ray Boats Inc.	Phoenix, Maricopa	196,005	0	0	0	196,005
Motorola Inc.	Phoenix, Maricopa	195,500	0	0	0	195,500

Top Ten Facilities for Air/Water/Land Releases

Facility	City, County	Air Emissions Pounds	Surface Water Discharges Pounds	Releases to Land Pounds	Air/Water/Land Releases Pounds
Magma Copper Co.	San Manuel, Pinal	222,000	0	22,340,500	22,562,500
Asarco Inc.	Hayden, Gila	715,322	0	12,269,865	12,985,187
Cyprus Miami Mining Corp.	Claypool, Gila	126,000	0	3,048,000	3,174,000
Stone Southwest Corp.	Snowflake, Navajo	1,839,304	0	0	1,839,304
Hexcel Corp.	Casa Grande, Pinal	558,239	0	0	558,239
Allied Signal Propulsion	Phoenix, Maricopa	403,990	0	0	403,990
US Air Force	Tucson, Pima	358,300	5	38,500	396,805
Griffin Corp.	Casa Grande, Pinal	271,612	0	0	271,612
Sea Ray Boats Inc.	Phoenix, Maricopa	196,005	0	0	196,005
Motorola Inc.	Phoenix, Maricopa	195,500	0	0	195,500

For More Information. . .

State Contact: Daniel Roe
(602) 231-6346 Fax (602) 231-6313

EPA Regional Contact: Pam Tsai
(415) 744-1116 Fax (415) 744-1073

To obtain TRI data use assistance, call TRI User Support Service (TRI-US):
(202) 260-1531 Fax (202) 260-4659

1992 TOXICS RELEASE INVENTORY

ARKANSAS

Population	2,394,000
Total Facilities	394
Total Forms	1,232
National Rank for Total Releases	24
National Rank for Air/Water/Land Releases	25
Transfers into State	
Rank	24
Pounds	17,066,416
Transfers Out of State	
Rank	14
Pounds	51,102,491

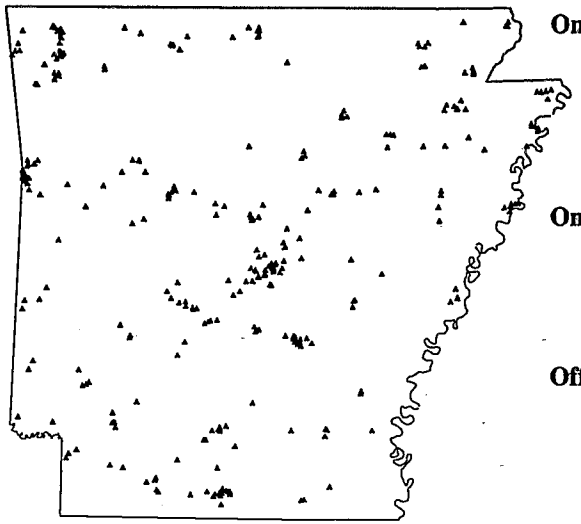

Reported Releases and Waste Management Activities

(pounds)

On-site Releases	43,767,945
Air Emissions	28,091,101
Surface Water Discharges	1,434,309
Underground Injection	11,995,448
Releases to Land	2,247,087
On-site Waste Management	278,064,025
Recycling	99,308,237
Energy Recovery	35,618,722
Treatment	143,137,066
Off-site Transfers for Further Waste Management	64,872,333
Recycling	52,662,167
Energy Recovery	5,068,940
Treatment	1,403,473
Publicly Owned Treatment Works (POTWs)	507,607
Disposal	5,172,469
Other Off-site Transfers	57,677

Top Five Chemicals for Total Releases

Chemical	Air Emissions Pounds	Surface Water Discharges Pounds	Under-ground Injection Pounds	Releases to Land Pounds	Total Releases Pounds
Ammonia	4,346,993	666,630	7,200,000	755	12,214,378
Methanol	4,310,870	225,975	670,000	28,950	5,235,795
Hydrochloric acid	589,128	0	3,390,714	527	3,980,369
Toluene	3,304,546	15	3,200	258	3,308,019
Acetone	2,659,297	32,805	0	2,300	2,694,402

Top Five Chemicals for Air/Water/Land Releases

Chemical	Air Emissions Pounds	Surface Water Discharges Pounds	Releases to Land Pounds	Total Releases Pounds
Ammonia	4,346,993	666,630	755	5,014,378
Methanol	4,310,870	225,975	28,950	4,565,795
Toluene	3,304,546	15	258	3,304,819
Acetone	2,659,297	32,805	2,300	2,694,402
Xylene (mixed isomers)	2,070,690	263	304	2,071,257

1992 TOXICS RELEASE INVENTORY

ARKANSAS

Top Ten Facilities for Total Releases

Facility	City, County	Air Emissions Pounds	Surface Water Discharges Pounds	Underground Injection Pounds	Releases to Land Pounds	Total Releases Pounds
Ethyl Corp.	Magnolia, Columbia	541,949	510	6,468,971	520,250	7,531,680
Agricultural Minerals Corp.	Blytheville, Mississippi	2,977,550	251,015	0	765	3,229,330
Great Lakes Chemical Corp.	El Dorado, Union	255,254	0	1,935,400	0	2,190,654
International Paper Co.	Pine Bluff, Jefferson	1,574,055	58,850	0	0	1,632,905
Ethyl Corp.	Magnolia, Columbia	38,485	0	1,500,000	0	1,538,485
Viskase Corp.	Osceola, Mississippi	1,178,550	355,100	0	0	1,533,650
U.S. Vanadium Corp.	Hot Springs, Garland	576,000	188,750	0	685,000	1,449,750
Arkansas Chemicals Inc.	El Dorado, Union	738	0	1,079,062	553	1,080,353
Georgia-Pacific Corp.	Crossett, Ashley	805,517	211,765	0	1,095	1,018,377
Columbian Chemicals Co.	El Dorado, Union	729,794	0	0	0	729,794

Top Ten Facilities for Air/Water/Land Releases

Facility	City, County	Air Emissions Pounds	Surface Water Discharges Pounds	Releases to Land Pounds	Air/Water/Land Releases Pounds
Agricultural Minerals Corp.	Blytheville, Mississippi	2,977,550	251,015	765	3,229,330
International Paper Co.	Pine Bluff, Jefferson	1,574,055	58,850	0	1,632,905
Viskase Corp.	Osceola, Mississippi	1,178,550	355,100	0	1,533,650
U.S. Vanadium Corp.	Hot Springs, Garland	576,000	188,750	685,000	1,449,750
Ethyl Corp.	Magnolia, Columbia	541,949	510	520,250	1,062,709
Georgia-Pacific Corp.	Crossett, Ashley	805,517	211,765	1,095	1,018,377
Columbian Chemicals Co.	El Dorado, Union	729,794	0	0	729,794
Whirlpool Corp.	Fort Smith, Sebastian	670,055	0	0	670,055
International Paper Co.	Camden, Ouachita	651,300	5,066	0	656,366
Eastman Kodak Co.	Batesville, Independence	632,973	944	782	634,699

For More Information. . .

State Contact: John Ward
(501) 562-7444 Fax (501) 562-0297

EPA Regional Contact: Warren Layne
(214) 655-7574 Fax (214) 655-2164

To obtain TRI data use assistance, call TRI User Support Service (TRI-US):
(202) 260-1531 Fax (202) 260-4659

1992 TOXICS RELEASE INVENTORY

CALIFORNIA

Population	30,895,000
Total Facilities	1,830
Total Forms	5,400
National Rank for Total Releases	14
National Rank for Air/Water/Land Releases	12
Transfers into State	
Rank	13
Pounds	56,319,122
Transfers Out of State	
Rank	28
Pounds	20,369,676

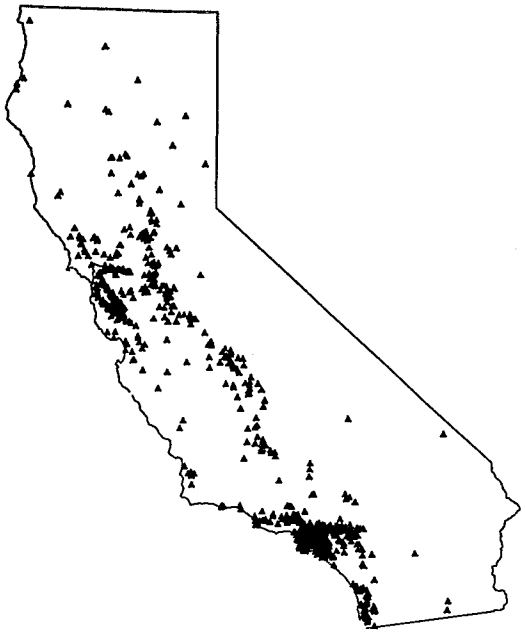

Reported Releases and Waste Management Activities

	(pounds)
On-site Releases	70,552,047
Air Emissions	55,864,726
Surface Water Discharges	10,212,654
Underground Injection	884,806
Releases to Land	3,589,861
On-site Waste Management	407,092,888
Recycling	85,554,586
Energy Recovery	75,959,399
Treatment	245,578,903
Off-site Transfers for Further Waste Management	170,454,745
Recycling	123,936,368
Energy Recovery	12,450,501
Treatment	6,854,269
Publicly Owned Treatment Works (POTWs)	21,250,793
Disposal	5,848,678
Other Off-site Transfers	114,136

Top Five Chemicals for Total Releases

Chemical	Air Emissions Pounds	Surface Water Discharges Pounds	Under-ground Injection Pounds	Releases to Land Pounds	Total Releases Pounds
1,1,1-Trichloroethane	18,422,980	93	0	32,634	18,455,707
Methanol	2,077,227	9,209,192	0	0	11,286,419
Ammonia	7,461,694	682,656	880,013	380,580	9,404,943
Freon 113	2,814,579	0	0	3,170	2,817,749
Dichloromethane	2,816,360	96	0	0	2,816,456

Top Five Chemicals for Air/Water/Land Releases

Chemical	Air Emissions Pounds	Surface Water Discharges Pounds	Releases to Land Pounds	Total Releases Pounds
1,1,1-Trichloroethane	18,422,980	93	32,634	18,455,707
Methanol	2,077,227	9,209,192	0	11,286,419
Ammonia	7,461,694	682,656	380,580	8,524,930
Freon 113	2,814,579	0	3,170	2,817,749
Dichloromethane	2,816,360	96	0	2,816,456

1992 TOXICS RELEASE INVENTORY

CALIFORNIA

Top Ten Facilities for Total Releases

Facility	City, County	Air Emissions Pounds	Surface Water Discharges Pounds	Underground Injection Pounds	Releases to Land Pounds	Total Releases Pounds
Louisiana-Pacific Corp.	Samoa, Humboldt	332,158	5,435,900	3,500	0	5,771,558
Simpson Paper Co.	Eureka, Humboldt	905,520	4,015,850	0	0	4,921,370
Du Pont Antioch	Antioch, Contra Costa	1,390,930	0	0	0	1,390,930
GR Foam	Orange, Orange	1,109,425	0	0	0	1,109,425
Crain Ind. Inc.	Compton, Los Angeles	1,072,255	0	0	0	1,072,255
Exxon Co. USA	Benicia, Solano	1,053,331	3,977	0	1,326	1,058,634
Molycorp Inc.	Mountain Pass, San Bernardino	50,422	0	0	969,215	1,019,637
Heublein Inc.	Madera, Madera	5,000	0	0	1,005,963	1,010,963
Douglas Aircraft Co.	Long Beach, Los Angeles	986,660	0	0	0	986,660
E. R. Carpenter Co. Inc.	Riverside, Riverside	882,610	0	0	250	882,860

Top Ten Facilities for Air/Water/Land Releases

Facility	City, County	Air Emissions Pounds	Surface Water Discharges Pounds	Releases to Land Pounds	Air/Water/Land Releases Pounds
Louisiana-Pacific Corp.	Samoa, Humboldt	332,158	5,435,900	0	5,768,058
Simpson Paper Co.	Eureka, Humboldt	905,520	4,015,850	0	4,921,370
Du Pont Antioch	Antioch, Contra Costa	1,390,930	0	0	1,390,930
GR Foam	Orange, Orange	1,109,425	0	0	1,109,425
Crain Ind. Inc.	Compton, Los Angeles	1,072,255	0	0	1,072,255
Exxon Co. USA	Benicia, Solano	1,053,331	3,977	1,326	1,058,634
Molycorp Inc.	Mountain Pass, San Bernardino	50,422	0	969,215	1,019,637
Heublein Inc.	Madera, Madera	5,000	0	1,005,963	1,010,963
Douglas Aircraft Co.	Long Beach, Los Angeles	986,660	0	0	986,660
E. R. Carpenter Co. Inc.	Riverside, Riverside	882,610	0	250	882,860

For More Information. . .

State Contact: Steve Hanna
(916) 324-9924 Fax (916) 322-6005

EPA Regional Contact: Pam Tsai
(415) 744-1116 Fax (415) 744-1073

To obtain TRI data use assistance, call TRI User Support Service (TRI-US):

(202) 260-1531 Fax (202) 260-4659

1992 TOXICS RELEASE INVENTORY

COLORADO

Population	3,465,000
Total Facilities	192
Total Forms	540
National Rank for Total Releases	44
National Rank for Air/Water/Land Releases	43
Transfers into State	
Rank	40
Pounds	1,544,269
Transfers Out of State	
Rank	37
Pounds	9,055,882

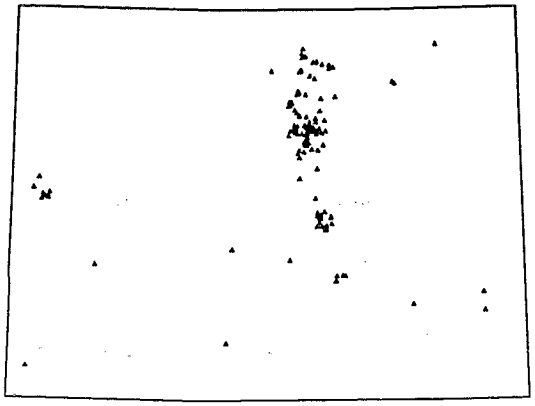

Reported Releases and Waste Management Activities

(pounds)

On-site Releases	5,508,888
Air Emissions	5,090,572
Surface Water Discharges	139,955
Underground Injection	500
Releases to Land	277,861
On-site Waste Management	51,600,113
Recycling	22,494,840
Energy Recovery	8,653,400
Treatment	20,451,873
Off-site Transfers for Further Waste Management	14,957,000
Recycling	9,183,768
Energy Recovery	2,012,002
Treatment	3,074,583
Publicly Owned Treatment Works (POTWs)	513,901
Disposal	172,496
Other Off-site Transfers	250

Top Five Chemicals for Total Releases

Chemical	Air Emissions Pounds	Surface Water Discharges Pounds	Under-ground Injection Pounds	Releases to Land Pounds	Total Releases Pounds
1,1,1-Trichloroethane	677,487	0	0	0	677,487
n-Butyl alcohol	614,250	0	0	0	614,250
Glycol ethers	522,202	18,000	0	5	540,207
Toluene	527,870	251	0	0	528,121
Acetone	467,587	0	0	0	467,587

Top Five Chemicals for Air/Water/Land Releases

Chemical	Air Emissions Pounds	Surface Water Discharges Pounds	Releases to Land Pounds	Total Releases Pounds
1,1,1-Trichloroethane	677,487	0	0	677,487
n-Butyl alcohol	614,250	0	0	614,250
Glycol ethers	522,202	18,000	5	540,207
Toluene	527,870	251	0	528,121
Acetone	467,587	0	0	467,587

1992 TOXICS RELEASE INVENTORY

COLORADO

Top Ten Facilities for Total Releases

Facility	City, County	Air Emissions Pounds	Surface Water Discharges Pounds	Underground Injection Pounds	Releases to Land Pounds	Total Releases Pounds
Ball Metal Container Operation	Golden, Jefferson	540,010	0	0	0	540,010
Syntex Chemicals Inc.	Boulder, Boulder	453,450	0	0	0	453,450
CF&I Steel Corp.	Pueblo, Pueblo	198,785	1,000	0	124,250	324,035
Coors Brewing Co.	Golden, Jefferson	273,006	36,266	0	0	309,272
Metal Container Corp.	Windsor, Weld	308,255	0	0	0	308,255
Hauser Chemical Research Inc.	Boulder, Boulder	269,994	0	0	0	269,994
Eastman Kodak Co.	Windsor, Weld	175,462	64,778	0	8,230	248,470
Western Forge Corp.	Colorado Springs, El Paso	189,094	0	0	0	189,094
Pillow Kingdom Mfg.	Denver, Denver	155,533	0	0	0	155,533
Conoco Denver Refinery	Commerce City, Adams	128,084	15,527	0	0	143,611

Top Ten Facilities for Air/Water/Land Releases

Facility	City, County	Air Emissions Pounds	Surface Water Discharges Pounds	Releases to Land Pounds	Air/Water/Land Releases Pounds
Ball Metal Container Operation	Golden, Jefferson	540,010	0	0	540,010
Syntex Chemicals Inc.	Boulder, Boulder	453,450	0	0	453,450
CF&I Steel Corp.	Pueblo, Pueblo	198,785	1,000	124,250	324,035
Coors Brewing Co.	Golden, Jefferson	273,006	36,266	0	309,272
Metal Container Corp.	Windsor, Weld	308,255	0	0	308,255
Hauser Chemical Research Inc.	Boulder, Boulder	269,994	0	0	269,994
Eastman Kodak Co.	Windsor, Weld	175,462	64,778	8,230	248,470
Western Forge Corp.	Colorado Springs, El Paso	189,094	0	0	189,094
Pillow Kingdom Mfg.	Denver, Denver	155,533	0	0	155,533
Conoco Denver Refinery	Commerce City, Adams	128,084	15,527	0	143,611

For More Information. . .

State Contact: (303) 692-3434 — Winnifred Bromley, Fax (303) 759-5355

EPA Regional Contact: (303) 293-1735 — Kathie Atencio, Fax (303) 293-1229

To obtain TRI data use assistance, call TRI User Support Service (TRI-US): (202) 260-1531 — Fax (202) 260-4659

1992 TOXICS RELEASE INVENTORY

CONNECTICUT

Population	3,279,000
Total Facilities	416
Total Forms	1,215
National Rank for Total Releases	34
National Rank for Air/Water/Land Releases	34
Transfers into State	
Rank	3
Pounds	183,997,212
Transfers Out of State	
Rank	25
Pounds	21,304,136

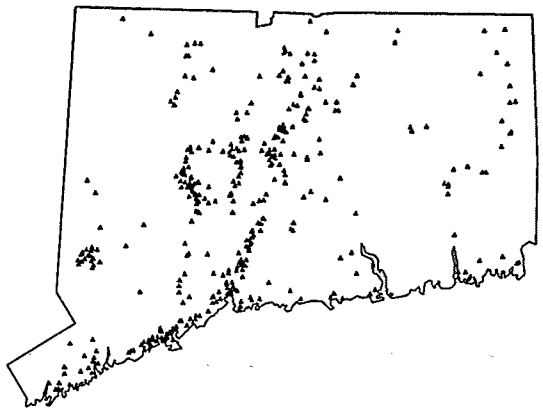

Reported Releases and Waste Management Activities

	(pounds)
On-site Releases	16,580,924
Air Emissions	13,509,299
Surface Water Discharges	3,067,723
Underground Injection	0
Releases to Land	3,902
On-site Waste Management	239,911,887
Recycling	201,523,913
Energy Recovery	5,918,299
Treatment	32,469,675
Off-site Transfers for Further Waste Management	34,799,272
Recycling	21,284,285
Energy Recovery	4,485,697
Treatment	6,007,190
Publicly Owned Treatment Works (POTWs)	1,830,985
Disposal	953,588
Other Off-site Transfers	237,527

Top Five Chemicals for Total Releases

Chemical	Air Emissions Pounds	Surface Water Discharges Pounds	Under-ground Injection Pounds	Releases to Land Pounds	Total Releases Pounds
1,1,1-Trichloroethane	5,456,518	85	0	0	5,456,603
Methanol	971,560	2,097,881	0	0	3,069,441
Dichloromethane	1,861,319	188,006	0	12	2,049,337
Toluene	798,223	18,447	0	0	816,670
Tetrachloroethylene	691,378	103	0	0	691,481

Top Five Chemicals for Air/Water/Land Releases

Chemical	Air Emissions Pounds	Surface Water Discharges Pounds	Releases to Land Pounds	Total Releases Pounds
1,1,1-Trichloroethane	5,456,518	85	0	5,456,603
Methanol	971,560	2,097,881	0	3,069,441
Dichloromethane	1,861,319	188,006	12	2,049,337
Toluene	798,223	18,447	0	816,670
Tetrachloroethylene	691,378	103	0	691,481

1992 TOXICS RELEASE INVENTORY

CONNECTICUT

Top Ten Facilities for Total Releases

Facility	City, County	Air Emissions Pounds	Surface Water Discharges Pounds	Underground Injection Pounds	Releases to Land Pounds	Total Releases Pounds
Pfizer Inc.	Groton, New London	643,257	2,665,335	0	0	3,308,592
Chem-Tech Rubber Inc.	West Haven, New Haven	935,600	0	0	0	935,600
American Cyanamid Co.	Wallingford, New Haven	180,514	253,218	0	0	433,732
Uretek Inc.	New Haven, New Haven	415,902	0	0	0	415,902
Risdon Corp.	Danbury, Fairfield	374,266	13	0	0	374,279
Bic Corp.	Milford, New Haven	366,250	620	0	0	366,870
Vitramon Inc.	Monroe, Fairfield	287,125	5	0	53	287,183
Pratt & Whitney	North Haven, New Haven	271,739	472	0	0	272,211
U.S. Surgical Corp.	North Haven, New Haven	248,014	0	0	0	248,014
Quality Rolling & Deburring	Thomaston, Litchfield	242,000	505	0	0	242,505

Top Ten Facilities for Air/Water/Land Releases

Facility	City, County	Air Emissions Pounds	Surface Water Discharges Pounds	Releases to Land Pounds	Air/Water/Land Releases Pounds
Pfizer Inc.	Groton, New London	643,257	2,665,335	0	3,308,592
Chem-Tech Rubber Inc.	West Haven, New Haven	935,600	0	0	935,600
American Cyanamid Co.	Wallingford, New Haven	180,514	253,218	0	433,732
Uretek Inc.	New Haven, New Haven	415,902	0	0	415,902
Risdon Corp.	Danbury, Fairfield	374,266	13	0	374,279
Bic Corp.	Milford, New Haven	366,250	620	0	366,870
Vitramon Inc.	Monroe, Fairfield	287,125	5	53	287,183
Pratt & Whitney	North Haven, New Haven	271,739	472	0	272,211
U.S. Surgical Corp.	North Haven, New Haven	248,014	0	0	248,014
Quality Rolling & Deburring	Thomaston, Litchfield	242,000	505	0	242,505

For More Information. . .

State Contact: Anita Duprey
(203) 566-4856 Fax (203) 566-5255

EPA Regional Contact: Dwight Peavey
(617) 565-4502 Fax (617) 565-4939

To obtain TRI data use assistance, call TRI User Support Service (TRI-US):
(202) 260-1531 Fax (202) 260-4659

1992 TOXICS RELEASE INVENTORY

DELAWARE

Population	691,000
Total Facilities	68
Total Forms	274
National Rank for Total Releases	45
National Rank for Air/Water/Land Releases	44
Transfers into State	
Rank	19
Pounds	23,966,192
Transfers Out of State	
Rank	38
Pounds	8,024,715

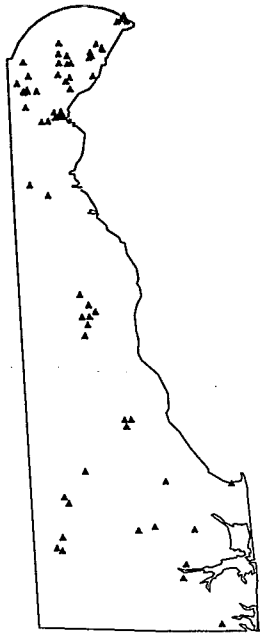

Reported Releases and Waste Management Activities

(pounds)

On-site Releases	5,383,898
Air Emissions	5,008,493
Surface Water Discharges	236,887
Underground Injection	0
Releases to Land	138,518
On-site Waste Management	90,668,638
Recycling	26,381,562
Energy Recovery	164,768
Treatment	64,122,308
Off-site Transfers for Further Waste Management	12,429,562
Recycling	7,768,213
Energy Recovery	1,388,720
Treatment	767,827
Publicly Owned Treatment Works (POTWs)	2,461,868
Disposal	42,934
Other Off-site Transfers	0

Top Five Chemicals for Total Releases

Chemical	Air Emissions Pounds	Surface Water Discharges Pounds	Under-ground Injection Pounds	Releases to Land Pounds	Total Releases Pounds
Methanol	825,213	1,300	0	0	826,513
Xylene (mixed isomers)	667,582	530	0	156	668,268
Carbonyl sulfide	596,000	0	0	0	596,000
Hydrochloric acid	487,324	17	0	0	487,341
Trichloroethylene	279,000	0	0	0	279,000

Top Five Chemicals for Air/Water/Land Releases

Chemical	Air Emissions Pounds	Surface Water Discharges Pounds	Releases to Land Pounds	Total Releases Pounds
Methanol	825,213	1,300	0	826,513
Xylene (mixed isomers)	667,582	530	156	668,268
Carbonyl sulfide	596,000	0	0	596,000
Hydrochloric acid	487,324	17	0	487,341
Trichloroethylene	279,000	0	0	279,000

1992 TOXICS RELEASE INVENTORY

DELAWARE

Top Ten Facilities for Total Releases

Facility	City, County	Air Emissions Pounds	Surface Water Discharges Pounds	Underground Injection Pounds	Releases to Land Pounds	Total Releases Pounds
Newark Assembly Plant	Newark, New Castle	748,374	0	0	0	748,374
Ciba-Geigy Corp.	Newport, New Castle	690,057	0	0	0	690,057
Du Pont	Edgemoor, New Castle	681,812	17	0	0	681,829
General Motors Corp.	Wilmington, New Castle	674,821	0	0	0	674,821
Du Pont Seaford Plant	Seaford, Sussex	414,700	1,206	0	0	415,906
Star Ent. Inc.	Delaware City, New Castle	151,661	123,572	0	132,804	408,037
Camdel Metals Corp.	Camden, Kent	281,000	0	0	0	281,000
Standard Chlorine of Delaware	Delaware City, New Castle	184,630	24,636	0	0	209,266
Formosa Plastics Corp.	Delaware City, New Castle	144,905	0	0	0	144,905
Reichhold Chemicals Inc.	Cheswold, Kent	139,617	0	0	0	139,617

Top Ten Facilities for Air/Water/Land Releases

Facility	City, County	Air Emissions Pounds	Surface Water Discharges Pounds	Releases to Land Pounds	Air/Water/Land Releases Pounds
Newark Assembly Plant	Newark, New Castle	748,374	0	0	748,374
Ciba-Geigy Corp.	Newport, New Castle	690,057	0	0	690,057
Du Pont	Edgemoor, New Castle	681,812	17	0	681,829
General Motors Corp.	Wilmington, New Castle	674,821	0	0	674,821
Du Pont Seaford Plant	Seaford, Sussex	414,700	1,206	0	415,906
Star Ent. Inc.	Delaware City, New Castle	151,661	123,572	132,804	408,037
Camdel Metals Corp.	Camden, Kent	281,000	0	0	281,000
Standard Chlorine of Delaware	Delaware City, New Castle	184,630	24,636	0	209,266
Formosa Plastics Corp.	Delaware City, New Castle	144,905	0	0	144,905
Reichhold Chemicals Inc.	Cheswold, Kent	139,617	0	0	139,617

For More Information. . .

State Contact:
(302) 739-4791
Robert Pritchett
Fax (302) 739-3106

EPA Regional Contact:
(215) 597-3659
Mikal Shabazz
Fax (215) 597-3156

To obtain TRI data use assistance, call TRI User Support Service (TRI-US):
(202) 260-1531
Fax (202) 260-4659

1992 TOXICS RELEASE INVENTORY

FLORIDA

Population	13,483,000
Total Facilities	525
Total Forms	1,462
National Rank for Total Releases	12
National Rank for Air/Water/Land Releases	11
Transfers into State	
Rank	22
Pounds	21,744,162
Transfers Out of State	
Rank	27
Pounds	20,608,978

Reported Releases and Waste Management Activities

	(pounds)
On-site Releases	82,452,840
Air Emissions	33,533,139
Surface Water Discharges	3,283,487
Underground Injection	11,772,909
Releases to Land	33,863,305
On-site Waste Management	260,891,831
Recycling	70,536,819
Energy Recovery	23,121,462
Treatment	167,233,550
Off-site Transfers for Further Waste Management	45,416,773
Recycling	20,008,993
Energy Recovery	4,939,383
Treatment	5,962,703
Publicly Owned Treatment Works (POTWs)	12,513,210
Disposal	1,990,984
Other Off-site Transfers	1,500

Top Five Chemicals for Total Releases

Chemical	Air Emissions Pounds	Surface Water Discharges Pounds	Under-ground Injection Pounds	Releases to Land Pounds	Total Releases Pounds
Phosphoric acid	9,490	10	0	32,818,713	32,828,213
Ammonia	6,271,148	3,062,795	271,237	81,920	9,687,100
Methanol	6,515,440	52,319	107,919	320,900	6,996,578
Hydrochloric acid	1,262,311	5	5,483,168	64,005	6,809,489
Ammonium nitrate (solution)	99,905	117,930	4,600,000	40,483	4,858,318

Top Five Chemicals for Air/Water/Land Releases

Chemical	Air Emissions Pounds	Surface Water Discharges Pounds	Releases to Land Pounds	Total Releases Pounds
Phosphoric acid	9,490	10	32,818,713	32,828,213
Ammonia	6,271,148	3,062,795	81,920	9,415,863
Methanol	6,515,440	52,319	320,900	6,888,659
Acetone	2,578,415	17,280	6,650	2,602,345
Toluene	2,577,801	0	0	2,577,801

1992 TOXICS RELEASE INVENTORY

FLORIDA

Top Ten Facilities for Total Releases

Facility	City, County	Air Emissions Pounds	Surface Water Discharges Pounds	Underground Injection Pounds	Releases to Land Pounds	Total Releases Pounds
IMC Fertilizer Inc.	Mulberry, Polk	1,037,005	0	0	12,733,000	13,770,005
Occidental Chemical Corp.	White Springs, Hamilton	496,020	2,510	0	7,100,000	7,598,530
Monsanto Co.	Cantonment, Escambia	283,475	993	6,028,556	0	6,313,024
Kaiser Aluminum & Chemical	Mulberry, Polk	0	0	5,483,168	0	5,483,168
Agrico Chemical Co.	Mulberry, Polk	164,100	0	0	5,290,000	5,454,100
Procter & Gamble Cellulose Co.	Perry, Taylor	1,512,935	843,900	0	307,580	2,664,415
Seminole Fertilizer Corp.	Bartow, Polk	329,905	23	0	2,313,000	2,642,928
ITT Rayonier Inc.	Fernandina Beach, Nassau	438,795	2,001,300	0	0	2,440,095
U.S. Agri-Chemicals Corp.	Fort Meade, Polk	61,779	20	0	2,249,013	2,310,812
Stone Container Corp.	Panama City, Bay	2,051,200	0	0	15,221	2,066,421

Top Ten Facilities for Air/Water/Land Releases

Facility	City, County	Air Emissions Pounds	Surface Water Discharges Pounds	Releases to Land Pounds	Air/Water/Land Releases Pounds
IMC Fertilizer Inc.	Mulberry, Polk	1,037,005	0	12,733,000	13,770,005
Occidental Chemical Corp.	White Springs, Hamilton	496,020	2,510	7,100,000	7,598,530
Agrico Chemical Co.	Mulberry, Polk	164,100	0	5,290,000	5,454,100
Procter & Gamble Cellulose Co.	Perry, Taylor	1,512,935	843,900	307,580	2,664,415
Seminole Fertilizer Corp.	Bartow, Polk	329,905	23	2,313,000	2,642,928
ITT Rayonier Inc.	Fernandina Beach, Nassau	438,795	2,001,300	0	2,440,095
U.S. Agri-Chemicals Corp.	Fort Meade, Polk	61,779	20	2,249,013	2,310,812
Stone Container Corp.	Panama City, Bay	2,051,200	0	15,221	2,066,421
Conserv Inc.	Nichols, Polk	975,600	89	1,002,700	1,978,389
CF Ind. Inc.	Plant City, Hillsborough	716,410	5	1,250,000	1,966,415

For More Information. . .

State Contact: Eve Rainey
(904) 488-1472 Fax (904) 488-6250
(800) 635-7179 (in Florida)

EPA Regional Contact: Carlton D. Hailey
(404) 347-1033 Fax (404) 347-1681

To obtain TRI data use assistance, call TRI User Support Service (TRI-US):

(202) 260-1531 Fax (202) 260-4659

1992 TOXICS RELEASE INVENTORY

GEORGIA

Population	6,773,000
Total Facilities	739
Total Forms	2,395
National Rank for Total Releases	20
National Rank for Air/Water/Land Releases	18
Transfers into State	
Rank	18
Pounds	25,715,265
Transfers Out of State	
Rank	15
Pounds	49,248,157

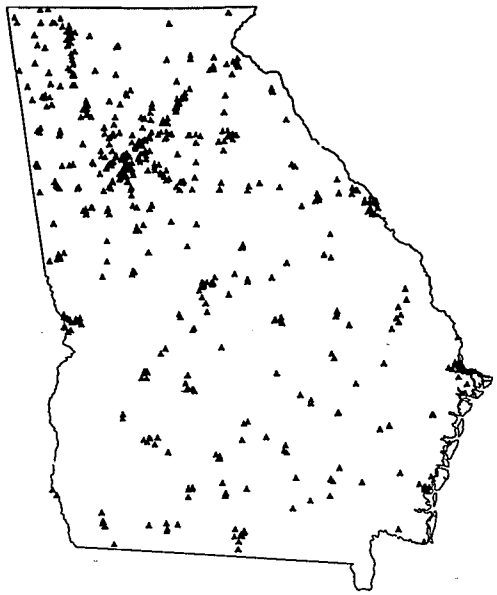

Reported Releases and Waste Management Activities

(pounds)

On-site Releases	55,415,425
Air Emissions	50,470,159
Surface Water Discharges	3,679,910
Underground Injection	15
Releases to Land	1,265,341
On-site Waste Management	749,404,130
Recycling	371,278,014
Energy Recovery	49,823,661
Treatment	328,302,455
Off-site Transfers for Further Waste Management	77,329,370
Recycling	54,805,619
Energy Recovery	6,731,845
Treatment	3,028,572
Publicly Owned Treatment Works (POTWs)	4,887,889
Disposal	7,857,111
Other Off-site Transfers	18,334

Top Five Chemicals for Total Releases

Chemical	Air Emissions Pounds	Surface Water Discharges Pounds	Under-ground Injection Pounds	Releases to Land Pounds	Total Releases Pounds
Methanol	11,517,062	477,190	0	96,626	12,090,878
Ammonia	4,094,821	1,194,587	0	176,629	5,466,037
Toluene	3,795,389	1,025	0	0	3,796,414
1,1,1-Trichloroethane	3,789,946	1	0	0	3,789,947
Xylene (mixed isomers)	3,360,435	162	0	10	3,360,607

Top Five Chemicals for Air/Water/Land Releases

Chemical	Air Emissions Pounds	Surface Water Discharges Pounds	Releases to Land Pounds	Total Releases Pounds
Methanol	11,517,062	477,190	96,626	12,090,878
Ammonia	4,094,821	1,194,587	176,629	5,466,037
Toluene	3,795,389	1,025	0	3,796,414
1,1,1-Trichloroethane	3,789,946	1	0	3,789,947
Xylene (mixed isomers)	3,360,435	162	10	3,360,607

1992 TOXICS RELEASE INVENTORY

GEORGIA

Top Ten Facilities for Total Releases

Facility	City, County	Air Emissions Pounds	Surface Water Discharges Pounds	Underground Injection Pounds	Releases to Land Pounds	Total Releases Pounds
Union Camp Corp.	Savannah, Chatham	3,232,645	447,979	0	0	3,680,624
Georgia-Pacific Corp.	Brunswick, Glynn	2,812,925	129,200	0	7,318	2,949,443
Arcadian Fertilizer L.P.	Augusta, Richmond	1,393,545	1,089,900	0	0	2,483,445
Gilman Paper Co.	Saint Marys, Camden	2,222,745	23,290	0	0	2,246,035
Hercules Inc.	Brunswick, Glynn	2,050,180	0	0	0	2,050,180
Great Southern Paper	Cedar Springs, Early	1,293,530	19,060	0	542,419	1,855,009
Riverwood Intl. USA Inc.	Macon, Bibb	1,414,000	3,830	0	0	1,417,830
Federal Paper Board Co. Inc.	Augusta, Richmond	1,337,855	7,491	0	27,413	1,372,759
Inland-Rome Inc.	Rome, Floyd	1,342,805	4,695	0	0	1,347,500
DSM Chemicals N.A. Inc.	Augusta, Richmond	1,048,083	277,071	0	0	1,325,154

Top Ten Facilities for Air/Water/Land Releases

Facility	City, County	Air Emissions Pounds	Surface Water Discharges Pounds	Releases to Land Pounds	Air/Water/Land Releases Pounds
Union Camp Corp.	Savannah, Chatham	3,232,645	447,979	0	3,680,624
Georgia-Pacific Corp.	Brunswick, Glynn	2,812,925	129,200	7,318	2,949,443
Arcadian Fertilizer L.P.	Augusta, Richmond	1,393,545	1,089,900	0	2,483,445
Gilman Paper Co.	Saint Marys, Camden	2,222,745	23,290	0	2,246,035
Hercules Inc.	Brunswick, Glynn	2,050,180	0	0	2,050,180
Great Southern Paper	Cedar Springs, Early	1,293,530	19,060	542,419	1,855,009
Riverwood Intl. USA Inc.	Macon, Bibb	1,414,000	3,830	0	1,417,830
Federal Paper Board Co. Inc.	Augusta, Richmond	1,337,855	7,491	27,413	1,372,759
Inland-Rome Inc.	Rome, Floyd	1,342,805	4,695	0	1,347,500
DSM Chemicals N.A. Inc.	Augusta, Richmond	1,048,083	277,071	0	1,325,154

For More Information. . .

State Contact:
(404) 656-6905
Burt Langley
Fax (404) 651-9425

EPA Regional Contact:
(404) 347-1033
Carlton D. Hailey
Fax (404) 347-1681

To obtain TRI data use assistance, call TRI User Support Service (TRI-US):
(202) 260-1531
Fax (202) 260-4659

1992 TOXICS RELEASE INVENTORY

HAWAII

Population	1,156,000
Total Facilities	21
Total Forms	76
National Rank for Total Releases	51
National Rank for Air/Water/Land Releases	52
Transfers into State	
Rank	52
Pounds	0
Transfers Out of State	
Rank	49
Pounds	186,461

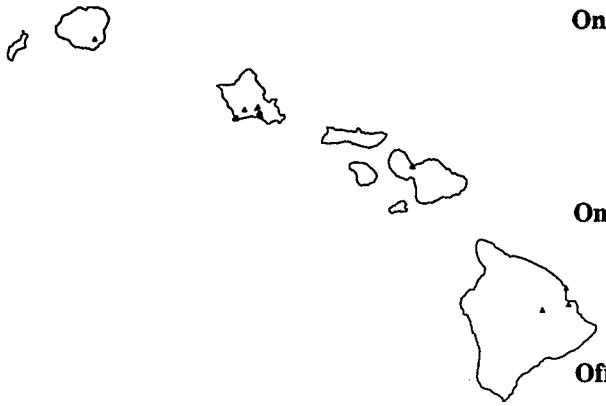

Reported Releases and Waste Management Activities

	(pounds)
On-site Releases	873,967
Air Emissions	595,986
Surface Water Discharges	7,210
Underground Injection	269,261
Releases to Land	1,510
On-site Waste Management	7,250,717
Recycling	3,766
Energy Recovery	1,600,000
Treatment	5,646,951
Off-site Transfers for Further Waste Management	220,264
Recycling	26,749
Energy Recovery	0
Treatment	15
Publicly Owned Treatment Works (POTWs)	30,000
Disposal	163,500
Other Off-site Transfers	0

Top Five Chemicals for Total Releases

Chemical	Air Emissions Pounds	Surface Water Discharges Pounds	Under-ground Injection Pounds	Releases to Land Pounds	Total Releases Pounds
Ammonium sulfate (solution)	0	0	223,927	0	223,927
Propylene	110,750	0	0	0	110,750
Glycol ethers	105,666	5	0	0	105,671
n-Butyl alcohol	93,279	0	0	0	93,279
Ammonia	18,555	6,200	45,000	0	69,755

Top Five Chemicals for Air/Water/Land Releases

Chemical	Air Emissions Pounds	Surface Water Discharges Pounds	Releases to Land Pounds	Total Releases Pounds
Propylene	110,750	0	0	110,750
Glycol ethers	105,666	5	0	105,671
n-Butyl alcohol	93,279	0	0	93,279
Toluene	64,300	0	250	64,550
Benzene	45,400	0	5	45,405

1992 TOXICS RELEASE INVENTORY

HAWAII

Top Ten Facilities for Total Releases

Facility	City, County	Air Emissions Pounds	Surface Water Discharges Pounds	Underground Injection Pounds	Releases to Land Pounds	Total Releases Pounds
Chevron USA Products Co.	Kapolei, Honolulu	294,415	7,210	0	1,510	303,135
Maui Pineapple Co. Ltd.	Kahului, Maui	0	0	223,927	0	223,927
Reynolds Metals Co.	Ewa Beach, Honolulu	196,340	0	54	0	196,394
BHP Petroleum Americas	Kapolei, Honolulu	70,385	0	45,030	0	115,415
Elegant Marble Inc.	Honolulu, Honolulu	26,857	0	0	0	26,857
Crain Ind. Inc.	Waipahu, Honolulu	6,129	0	0	0	6,129
Brewer Environmental	Kahului, Maui	1,610	0	0	0	1,610
Jorgensen Steel & Aluminum	Ewa Beach, Honolulu	0	0	250	0	250
Alpac Corp. Dba Pepsi-Cola	Aiea, Honolulu	250	0	0	0	250
Bonded Materials Co.	Ewa Beach, Honolulu	0	0	0	0	0

Top Ten Facilities for Air/Water/Land Releases

Facility	City, County	Air Emissions Pounds	Surface Water Discharges Pounds	Releases to Land Pounds	Air/Water/Land Releases Pounds
Chevron USA Products Co.	Kapolei, Honolulu	294,415	7,210	1,510	303,135
Reynolds Metals Co.	Ewa Beach, Honolulu	196,340	0	0	196,340
BHP Petroleum Americas	Kapolei, Honolulu	70,385	0	0	70,385
Elegant Marble Inc.	Honolulu, Honolulu	26,857	0	0	26,857
Crain Ind. Inc.	Waipahu, Honolulu	6,129	0	0	6,129
Brewer Environmental	Kahului, Maui	1,610	0	0	1,610
Alpac Corp. Dba Pepsi-Cola	Aiea, Honolulu	250	0	0	250
Bonded Materials Co.	Ewa Beach, Honolulu	0	0	0	0
Coca-Cola Co.	Ewa Beach, Honolulu	0	0	0	0
Honolulu Wood Treating Co.	Ewa Beach, Honolulu	0	0	0	0

For More Information. . .

State Contact:
(808) 586-4328
Marsha Mealey
Fax (808) 586-4370

EPA Regional Contact:
(415) 744-1116
Pam Tsai
Fax (415) 744-1073

To obtain TRI data use assistance, call TRI User Support Service (TRI-US):
(202) 260-1531 Fax (202) 260-4659

1992 TOXICS RELEASE INVENTORY

IDAHO

Population	1,066,000
Total Facilities	53
Total Forms	172
National Rank for Total Releases	42
National Rank for Air/Water/Land Releases	41
Transfers into State	
Rank	35
Pounds	2,678,089
Transfers Out of State	
Rank	44
Pounds	659,572

Reported Releases and Waste Management Activities

	(pounds)
On-site Releases	8,244,017
Air Emissions	5,208,084
Surface Water Discharges	160,405
Underground Injection	0
Releases to Land	2,875,528
On-site Waste Management	25,117,893
Recycling	186,163
Energy Recovery	7
Treatment	24,931,723
Off-site Transfers for Further Waste Management	2,818,980
Recycling	346,467
Energy Recovery	302,663
Treatment	70,395
Publicly Owned Treatment Works (POTWs)	2,063,990
Disposal	35,465
Other Off-site Transfers	0

Top Five Chemicals for Total Releases

Chemical	Air Emissions Pounds	Surface Water Discharges Pounds	Under-ground Injection Pounds	Releases to Land Pounds	Total Releases Pounds
Ammonia	3,094,314	84,246	0	2,329,198	5,507,758
Methanol	944,509	0	0	2,650	947,159
Phosphorus (yellow or white)	27	0	0	325,695	325,722
Acetone	242,542	7,000	0	1,000	250,542
Chloroform	159,000	2,950	0	5	161,955

Top Five Chemicals for Air/Water/Land Releases

Chemical	Air Emissions Pounds	Surface Water Discharges Pounds	Releases to Land Pounds	Total Releases Pounds
Ammonia	3,094,314	84,246	2,329,198	5,507,758
Methanol	944,509	0	2,650	947,159
Phosphorus (yellow or white)	27	0	325,695	325,722
Acetone	242,542	7,000	1,000	250,542
Chloroform	159,000	2,950	5	161,955

1992 TOXICS RELEASE INVENTORY

IDAHO

Top Ten Facilities for Total Releases

Facility	City, County	Air Emissions Pounds	Surface Water Discharges Pounds	Underground Injection Pounds	Releases to Land Pounds	Total Releases Pounds
Kerr-Mcgee Vanadium Facility	Soda Springs, Caribou	134,831	0	0	1,330,151	1,464,982
Potlatch Corp.	Lewiston, Nez Perce	1,052,800	75,900	0	5,833	1,134,533
Amalgamated Sugar Co.	Nampa, Canyon	1,008,740	0	0	50,450	1,059,190
Amalgamated Sugar Co.	Paul, Minidoka	935,905	0	0	55,000	990,905
Amalgamated Sugar Co.	Twin Falls, Twin Falls	607,390	0	0	43,368	650,758
J. R. Simplot Co.	Pocatello, Power	583,140	0	0	11,919	595,059
FMC Corp.	Pocatello, Power	45,256	0	0	383,531	428,787
Micron Semiconductor Inc.	Boise, Ada	178,005	0	0	177,000	355,005
J. R. Simplot Co.	Caldwell, Canyon	33,590	0	0	296,550	330,140
Lamb-Weston Inc.	American Falls, Power	5	0	0	235,000	235,005

Top Ten Facilities for Air/Water/Land Releases

Facility	City, County	Air Emissions Pounds	Surface Water Discharges Pounds	Releases to Land Pounds	Air/Water/Land Releases Pounds
Kerr-Mcgee Vanadium Facility	Soda Springs, Caribou	134,831	0	1,330,151	1,464,982
Potlatch Corp.	Lewiston, Nez Perce	1,052,800	75,900	5,833	1,134,533
Amalgamated Sugar Co.	Nampa, Canyon	1,008,740	0	50,450	1,059,190
Amalgamated Sugar Co.	Paul, Minidoka	935,905	0	55,000	990,905
Amalgamated Sugar Co.	Twin Falls, Twin Falls	607,390	0	43,368	650,758
J. R. Simplot Co.	Pocatello, Power	583,140	0	11,919	595,059
FMC Corp.	Pocatello, Power	45,256	0	383,531	428,787
Micron Semiconductor Inc.	Boise, Ada	178,005	0	177,000	355,005
J. R. Simplot Co.	Caldwell, Canyon	33,590	0	296,550	330,140
Lamb-Weston Inc.	American Falls, Power	5	0	235,000	235,005

For More Information. . .

State Contact:
(208) 334-3263
Margaret Ballard
Fax (208) 334-3267

EPA Regional Contact:
(206) 553-4016
Phil Wong
Fax (206) 553-8338

To obtain TRI data use assistance, call TRI User Support Service (TRI-US):
(202) 260-1531
Fax (202) 260-4659

1992 TOXICS RELEASE INVENTORY

ILLINOIS

Population	11,613,000
Total Facilities	1,401
Total Forms	4,915
National Rank for Total Releases	7
National Rank for Air/Water/Land Releases	8
Transfers into State	
Rank	4
Pounds	175,201,292
Transfers Out of State	
Rank	2
Pounds	165,531,187

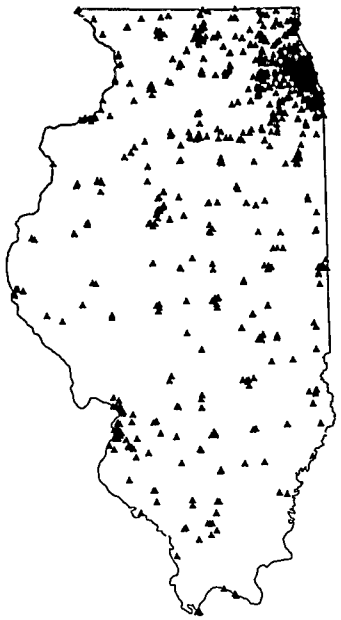

Reported Releases and Waste Management Activities

(pounds)

On-site Releases	118,177,758
Air Emissions	73,198,214
Surface Water Discharges	5,744,242
Underground Injection	20,942,184
Releases to Land	18,293,118
On-site Waste Management	1,085,641,387
Recycling	177,903,370
Energy Recovery	164,946,248
Treatment	742,791,769
Off-site Transfers for Further Waste Management	297,958,569
Recycling	161,297,773
Energy Recovery	32,605,832
Treatment	18,100,845
Publicly Owned Treatment Works (POTWs)	72,221,011
Disposal	12,955,462
Other Off-site Transfers	777,646

Top Five Chemicals for Total Releases

Chemical	Air Emissions Pounds	Surface Water Discharges Pounds	Under-ground Injection Pounds	Releases to Land Pounds	Total Releases Pounds
Hydrochloric acid	5,652,427	3,251	20,939,782	228	26,595,688
Ammonia	4,383,512	4,918,062	0	417,283	9,718,857
Toluene	8,957,002	902	0	3,594	8,961,498
Zinc compounds	572,690	23,217	250	6,500,570	7,096,727
1,1,1-Trichloroethane	6,144,222	1,308	0	810	6,146,340

Top Five Chemicals for Air/Water/Land Releases

Chemical	Air Emissions Pounds	Surface Water Discharges Pounds	Releases to Land Pounds	Total Releases Pounds
Ammonia	4,383,512	4,918,062	417,283	9,718,857
Toluene	8,957,002	902	3,594	8,961,498
Zinc compounds	572,690	23,217	6,500,570	7,096,477
1,1,1-Trichloroethane	6,144,222	1,308	810	6,146,340
Hydrochloric acid	5,652,427	3,251	228	5,655,906

1992 TOXICS RELEASE INVENTORY

ILLINOIS

Top Ten Facilities for Total Releases

Facility	City, County	Air Emissions Pounds	Surface Water Discharges Pounds	Underground Injection Pounds	Releases to Land Pounds	Total Releases Pounds
Cabot Corp.	Tuscola, Douglas	4,319,514	0	18,915,780	0	23,235,294
Northwestern Steel & Wire Co.	Sterling, Whiteside	356,490	3,600	0	12,580,000	12,940,090
Granite City Steel	Granite City, Madison	619,531	59,843	0	3,826,012	4,505,386
3M Co.	Cordova, Rock Island	310,390	3,671,036	0	18,100	3,999,526
Teepak Inc.	Danville, Vermilion	3,510,000	0	0	0	3,510,000
Corn Products & Best Foods	Bedford Park, Cook	2,466,405	19,000	0	0	2,485,405
LTV Steel Co.	Hennepin, Putnam	74,000	250	2,000,250	12,000	2,086,500
Quantum Chemical Corp.	Morris, Grundy	1,999,615	1,275	0	0	2,000,890
3M Co.	Bedford Park, Cook	1,808,314	0	0	0	1,808,314
Ford Motor Co.	Chicago, Cook	1,570,611	0	0	0	1,570,611

Top Ten Facilities for Air/Water/Land Releases

Facility	City, County	Air Emissions Pounds	Surface Water Discharges Pounds	Releases to Land Pounds	Air/Water/Land Releases Pounds
Northwestern Steel & Wire Co.	Sterling, Whiteside	356,490	3,600	12,580,000	12,940,090
Granite City Steel	Granite City, Madison	619,531	59,843	3,826,012	4,505,386
Cabot Corp.	Tuscola, Douglas	4,319,514	0	0	4,319,514
3M Co.	Cordova, Rock Island	310,390	3,671,036	18,100	3,999,526
Teepak Inc.	Danville, Vermilion	3,510,000	0	0	3,510,000
Corn Products & Best Foods	Bedford Park, Cook	2,466,405	19,000	0	2,485,405
Quantum Chemical Corp.	Morris, Grundy	1,999,615	1,275	0	2,000,890
3M Co.	Bedford Park, Cook	1,808,314	0	0	1,808,314
Ford Motor Co.	Chicago, Cook	1,570,611	0	0	1,570,611
IBP Inc.	Joslin, Rock Island	63,025	1,380,250	55,750	1,499,025

For More Information. . .

State Contact:
(217) 785-0830
Joe Goodner
Fax (217) 782-1431

EPA Regional Contact:
(312) 886-6219
Selma Codina
Fax (312) 353-4342

To obtain TRI data use assistance, call TRI User Support Service (TRI-US):
(202) 260-1531 Fax (202) 260-4659

1992 TOXICS RELEASE INVENTORY

INDIANA

Population	5,658,000
Total Facilities	1,033
Total Forms	3,637
National Rank for Total Releases	5
National Rank for Air/Water/Land Releases	4
Transfers into State	
Rank	2
Pounds	186,032,466
Transfers Out of State	
Rank	11
Pounds	65,676,657

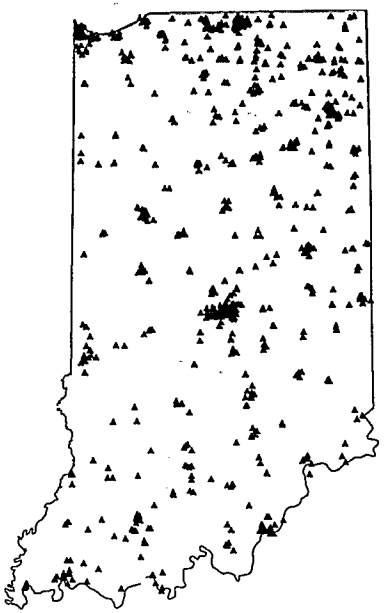

Reported Releases and Waste Management Activities

(pounds)

On-site Releases	124,300,489
Air Emissions	85,931,419
Surface Water Discharges	1,057,170
Underground Injection	3,777,831
Releases to Land	33,534,069
On-site Waste Management	581,989,505
Recycling	258,093,769
Energy Recovery	63,929,416
Treatment	259,966,320
Off-site Transfers for Further Waste Management	420,143,408
Recycling	341,282,661
Energy Recovery	18,015,870
Treatment	41,190,745
Publicly Owned Treatment Works (POTWs)	4,402,399
Disposal	14,430,737
Other Off-site Transfers	820,996

Top Five Chemicals for Total Releases

Chemical	Air Emissions Pounds	Surface Water Discharges Pounds	Under-ground Injection Pounds	Releases to Land Pounds	Total Releases Pounds
Manganese compounds	449,423	23,405	2,500	28,554,323	29,029,651
Toluene	13,074,829	654	0	17,375	13,092,858
Dichloromethane	9,826,370	3,336	0	5	9,829,711
Xylene (mixed isomers)	8,186,112	1,780	5	48,540	8,236,437
1,1,1-Trichloroethane	7,662,374	347	0	0	7,662,721

Top Five Chemicals for Air/Water/Land Releases

Chemical	Air Emissions Pounds	Surface Water Discharges Pounds	Releases to Land Pounds	Total Releases Pounds
Manganese compounds	449,423	23,405	28,554,323	29,027,151
Toluene	13,074,829	654	17,375	13,092,858
Dichloromethane	9,826,370	3,336	5	9,829,711
Xylene (mixed isomers)	8,186,112	1,780	48,540	8,236,432
1,1,1-Trichloroethane	7,662,374	347	0	7,662,721

1992 TOXICS RELEASE INVENTORY

INDIANA

Top Ten Facilities for Total Releases

Facility	City, County	Air Emissions Pounds	Surface Water Discharges Pounds	Underground Injection Pounds	Releases to Land Pounds	Total Releases Pounds
Inland Steel Co.	East Chicago, Lake	602,684	576,691	0	30,004,182	31,183,557
Bethlehem Steel Corp.	Burns Harbor, Porter	1,169,770	102,050	1,857,100	920,850	4,049,770
Eli Lilly & Co.	Shadeland, Tippecanoe	3,984,300	60,040	0	0	4,044,340
Eli Lilly & Co.	Clinton, Vermillion	3,816,433	57,810	0	127,510	4,001,753
3M Co.	Hartford City, Blackford	3,875,293	0	0	0	3,875,293
Alcoa	Newburgh, Warrick	2,829,245	5,162	0	9,730	2,844,137
Flexel Indiana Inc.	Covington, Warren	2,509,520	0	0	0	2,509,520
USS Gary Works	Gary, Lake	1,287,682	15,800	0	1,082,000	2,385,482
R. R. Donnelley & Sons Co.	Warsaw, Kosciusko	2,240,002	142	0	0	2,240,144
General Electric Co. Plastics	Mount Vernon, Posey	2,100,755	14,164	0	0	2,114,919

Top Ten Facilities for Air/Water/Land Releases

Facility	City, County	Air Emissions Pounds	Surface Water Discharges Pounds	Releases to Land Pounds	Air/Water/Land Releases Pounds
Inland Steel Co.	East Chicago, Lake	602,684	576,691	30,004,182	31,183,557
Eli Lilly & Co.	Shadeland, Tippecanoe	3,984,300	60,040	0	4,044,340
Eli Lilly & Co.	Clinton, Vermillion	3,816,433	57,810	127,510	4,001,753
3M Co.	Hartford City, Blackford	3,875,293	0	0	3,875,293
Alcoa	Newburgh, Warrick	2,829,245	5,162	9,730	2,844,137
Flexel Indiana Inc.	Covington, Warren	2,509,520	0	0	2,509,520
USS Gary Works	Gary, Lake	1,287,682	15,800	1,082,000	2,385,482
R. R. Donnelley & Sons Co.	Warsaw, Kosciusko	2,240,002	142	0	2,240,144
Bethlehem Steel Corp.	Burns Harbor, Porter	1,169,770	102,050	920,850	2,192,670
General Electric Co. Plastics	Mount Vernon, Posey	2,100,755	14,164	0	2,114,919

For More Information. . .

State Contact: John Rose
(317) 243-5176 Fax (317) 243-5092

EPA Regional Contact: Selma Codina
(312) 886-6219 Fax (312) 353-4342

To obtain TRI data use assistance, call TRI User Support Service (TRI-US):
(202) 260-1531 Fax (202) 260-4659

1992 TOXICS RELEASE INVENTORY

IOWA

Population	2,803,000
Total Facilities	423
Total Forms	1,304
National Rank for Total Releases	26
National Rank for Air/Water/Land Releases	24
Transfers into State	
Rank	36
Pounds	2,304,062
Transfers Out of State	
Rank	29
Pounds	19,999,216

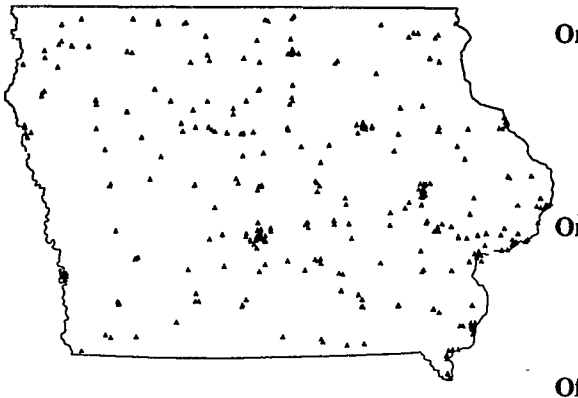

Reported Releases and Waste Management Activities

(pounds)

On-site Releases	35,419,451
Air Emissions	32,613,855
Surface Water Discharges	1,276,714
Underground Injection	0
Releases to Land	1,528,882
On-site Waste Management	153,762,594
Recycling	21,625,258
Energy Recovery	1,579,358
Treatment	130,557,978
Off-site Transfers for Further Waste Management	33,408,790
Recycling	16,871,054
Energy Recovery	3,640,877
Treatment	2,275,573
Publicly Owned Treatment Works (POTWs)	8,722,686
Disposal	1,852,550
Other Off-site Transfers	46,050

Top Five Chemicals for Total Releases

Chemical	Air Emissions Pounds	Surface Water Discharges Pounds	Under-ground Injection Pounds	Releases to Land Pounds	Total Releases Pounds
Ammonia	7,164,063	974,103	0	21,275	8,159,441
Toluene	4,178,695	6	0	210	4,178,911
Methanol	3,908,517	835	0	0	3,909,352
Xylene (mixed isomers)	3,560,508	466	0	1,203	3,562,177
Acetone	1,664,241	24	0	0	1,664,265

Top Five Chemicals for Air/Water/Land Releases

Chemical	Air Emissions Pounds	Surface Water Discharges Pounds	Releases to Land Pounds	Total Releases Pounds
Ammonia	7,164,063	974,103	21,275	8,159,441
Toluene	4,178,695	6	210	4,178,911
Methanol	3,908,517	835	0	3,909,352
Xylene (mixed isomers)	3,560,508	466	1,203	3,562,177
Acetone	1,664,241	24	0	1,664,265

1992 TOXICS RELEASE INVENTORY

IOWA

Top Ten Facilities for Total Releases

Facility	City, County	Air Emissions Pounds	Surface Water Discharges Pounds	Underground Injection Pounds	Releases to Land Pounds	Total Releases Pounds
Terra International Inc.	Sergeant Bluff, Woodbury	3,264,655	280,260	0	0	3,544,915
Grain Processing Corp.	Muscatine, Muscatine	2,353,878	0	0	0	2,353,878
Alcoa	Riverdale, Scott	2,064,318	2,280	0	0	2,066,598
Monsanto Co.	Muscatine, Muscatine	1,870,088	122,418	0	0	1,992,506
Climax Molybdenum Co.	Fort Madison, Lee	1,825,800	978	0	0	1,826,778
Arcadian Fertilizer L.P.	Camanche, Clinton	1,448,109	154,882	0	5,752	1,608,743
Allied Signal Laminate Systems	Postville, Allamakee	1,499,461	33	0	0	1,499,494
Quantum Chemical Corp.	Clinton, Clinton	1,171,730	1	0	0	1,171,731
Griffin Wheel Co.	Keokuk, Lee	2,515	0	0	1,098,679	1,101,194
International Paper	Clinton, Clinton	943,150	0	0	0	943,150

Top Ten Facilities for Air/Water/Land Releases

Facility	City, County	Air Emissions Pounds	Surface Water Discharges Pounds	Releases to Land Pounds	Air/Water/Land Releases Pounds
Terra International Inc.	Sergeant Bluff, Woodbury	3,264,655	280,260	0	3,544,915
Grain Processing Corp.	Muscatine, Muscatine	2,353,878	0	0	2,353,878
Alcoa	Riverdale, Scott	2,064,318	2,280	0	2,066,598
Monsanto Co.	Muscatine, Muscatine	1,870,088	122,418	0	1,992,506
Climax Molybdenum Co.	Fort Madison, Lee	1,825,800	978	0	1,826,778
Arcadian Fertilizer L.P.	Camanche, Clinton	1,448,109	154,882	5,752	1,608,743
Allied Signal Laminate Systems	Postville, Allamakee	1,499,461	33	0	1,499,494
Quantum Chemical Corp.	Clinton, Clinton	1,171,730	1	0	1,171,731
Griffin Wheel Co.	Keokuk, Lee	2,515	0	1,098,679	1,101,194
International Paper	Clinton, Clinton	943,150	0	0	943,150

For More Information. . .

State Contact: Pete Hamlin
(515) 281-8852 Fax (515) 281-8895

EPA Regional Contact: Jim Hirtz
(913) 551-7472 Fax (913) 551-7065

To obtain TRI data use assistance, call TRI User Support Service (TRI-US):
(202) 260-1531 Fax (202) 260-4659

1992 TOXICS RELEASE INVENTORY

KANSAS

Population	2,515,000
Total Facilities	278
Total Forms	1,012
National Rank for Total Releases	10
National Rank for Air/Water/Land Releases	27
Transfers into State	
Rank	31
Pounds	5,551,963
Transfers Out of State	
Rank	19
Pounds	33,198,383

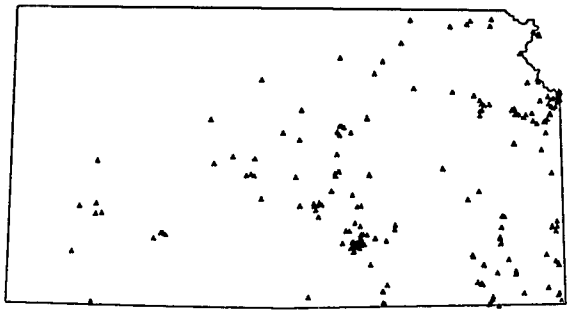

Reported Releases and Waste Management Activities

	(pounds)
On-site Releases	87,210,146
Air Emissions	25,534,041
Surface Water Discharges	733,170
Underground Injection	59,642,195
Releases to Land	1,300,740
On-site Waste Management	1,107,893,245
Recycling	578,325,025
Energy Recovery	468,497,192
Treatment	61,071,028
Off-site Transfers for Further Waste Management	63,435,299
Recycling	44,222,880
Energy Recovery	2,316,495
Treatment	4,021,017
Publicly Owned Treatment Works (POTWs)	3,608,102
Disposal	9,162,353
Other Off-site Transfers	104,452

Top Five Chemicals for Total Releases

Chemical	Air Emissions Pounds	Surface Water Discharges Pounds	Under-ground Injection Pounds	Releases to Land Pounds	Total Releases Pounds
Hydrochloric acid	42,289	755	44,402,800	270	44,446,114
Sulfuric acid	63,234	10	13,385,600	930	13,449,774
Ammonia	4,524,299	46,099	37,000	813,224	5,420,622
Methanol	2,168,026	612	1,431,030	432	3,600,100
Toluene	1,939,288	523	485	189	1,940,485

Top Five Chemicals for Air/Water/Land Releases

Chemical	Air Emissions Pounds	Surface Water Discharges Pounds	Releases to Land Pounds	Total Releases Pounds
Ammonia	4,524,299	46,099	813,224	5,383,622
Methanol	2,168,026	612	432	2,169,070
Toluene	1,939,288	523	189	1,940,000
Xylene (mixed isomers)	1,859,891	278	0	1,860,169
Methyl ethyl ketone	1,771,506	0	4,800	1,776,306

1992 TOXICS RELEASE INVENTORY

KANSAS

Top Ten Facilities for Total Releases

Facility	City, County	Air Emissions Pounds	Surface Water Discharges Pounds	Underground Injection Pounds	Releases to Land Pounds	Total Releases Pounds
Vulcan Chemicals	Wichita, Sedgwick	437,448	0	59,536,672	0	59,974,120
Boeing Wichita	Wichita, Sedgwick	4,467,306	14,760	0	0	4,482,066
Farmland Ind. Inc.	Lawrence, Douglas	1,813,990	642,100	0	590	2,456,680
Farmland Ind. Inc.	Coffeyville, Montgomery	1,934,824	8,236	0	0	1,943,060
Texaco Refining & Marketing	El Dorado, Butler	1,470,170	20,781	0	0	1,490,951
Procter & Gamble Mfg. Co.	Kansas City, Wyandotte	1,359,197	0	0	0	1,359,197
General Motors Corp.	Kansas City, Wyandotte	1,165,605	0	0	0	1,165,605
Flexel Inc.	Tecumseh, Shawnee	994,500	3,500	0	0	998,000
Excel Corp.	Dodge City, Ford	206,500	0	0	668,500	875,000
Farmland Ind. Inc.	Dodge City, Ford	807,123	0	0	7,338	814,461

Top Ten Facilities for Air/Water/Land Releases

Facility	City, County	Air Emissions Pounds	Surface Water Discharges Pounds	Releases to Land Pounds	Air/Water/Land Releases Pounds
Boeing Wichita	Wichita, Sedgwick	4,467,306	14,760	0	4,482,066
Farmland Ind. Inc.	Lawrence, Douglas	1,813,990	642,100	590	2,456,680
Farmland Ind. Inc.	Coffeyville, Montgomery	1,934,824	8,236	0	1,943,060
Texaco Refining & Marketing	El Dorado, Butler	1,470,170	20,781	0	1,490,951
Procter & Gamble Mfg. Co.	Kansas City, Wyandotte	1,359,197	0	0	1,359,197
General Motors Corp.	Kansas City, Wyandotte	1,165,605	0	0	1,165,605
Flexel Inc.	Tecumseh, Shawnee	994,500	3,500	0	998,000
Excel Corp.	Dodge City, Ford	206,500	0	668,500	875,000
Farmland Ind. Inc.	Dodge City, Ford	807,123	0	7,338	814,461
Owens-Corning Fiberglas Corp.	Kansas City, Wyandotte	782,050	0	0	782,050

For More Information. . .

State Contact: Jon Flint
(913) 296-1690 Fax (913) 296-0984

EPA Regional Contact: Jim Hirtz
(913) 551-7472 Fax (913) 551-7065

To obtain TRI data use assistance, call TRI User Support Service (TRI-US):
(202) 260-1531 Fax (202) 260-4659

1992 TOXICS RELEASE INVENTORY

KENTUCKY

Population	3,754,000
Total Facilities	449
Total Forms	1,653
National Rank for Total Releases	15
National Rank for Air/Water/Land Releases	22
Transfers into State	
Rank	17
Pounds	31,817,482
Transfers Out of State	
Rank	10
Pounds	68,737,984

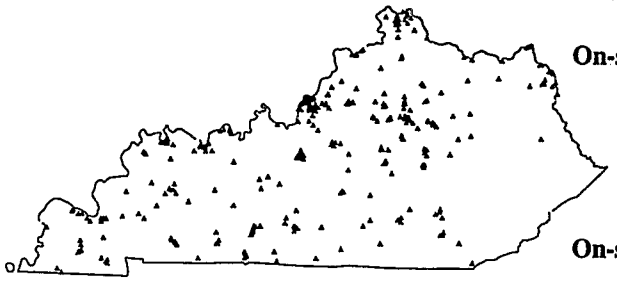

Reported Releases and Waste Management Activities

	(pounds)
On-site Releases	69,728,275
Air Emissions	38,518,600
Surface Water Discharges	576,039
Underground Injection	29,040,503
Releases to Land	1,593,133
On-site Waste Management	364,278,213
Recycling	168,844,991
Energy Recovery	60,517,148
Treatment	134,916,074
Off-site Transfers for Further Waste Management	89,757,346
Recycling	62,743,147
Energy Recovery	11,127,746
Treatment	9,551,771
Publicly Owned Treatment Works (POTWs)	2,414,318
Disposal	3,243,462
Other Off-site Transfers	676,902

Top Five Chemicals for Total Releases

Chemical	Air Emissions Pounds	Surface Water Discharges Pounds	Under-ground Injection Pounds	Releases to Land Pounds	Total Releases Pounds
Hydrochloric acid	874,406	260	29,039,810	20	29,914,496
Toluene	7,070,679	719	0	500	7,071,898
Methanol	6,370,581	19,448	0	5,855	6,395,884
Xylene (mixed isomers)	4,003,579	670	0	500	4,004,749
Acetone	2,198,268	3,517	0	250	2,202,035

Top Five Chemicals for Air/Water/Land Releases

Chemical	Air Emissions Pounds	Surface Water Discharges Pounds	Releases to Land Pounds	Total Releases Pounds
Toluene	7,070,679	719	500	7,071,898
Methanol	6,370,581	19,448	5,855	6,395,884
Xylene (mixed isomers)	4,003,579	670	500	4,004,749
Acetone	2,198,268	3,517	250	2,202,035
Dichloromethane	1,842,411	311	0	1,842,722

1992 TOXICS RELEASE INVENTORY

KENTUCKY

Top Ten Facilities for Total Releases

Facility	City, County	Air Emissions Pounds	Surface Water Discharges Pounds	Underground Injection Pounds	Releases to Land Pounds	Total Releases Pounds
Du Pont Louisville Plant	Louisville, Jefferson	1,164,990	0	29,039,810	0	30,204,800
American Synthetic Rubber	Louisville, Jefferson	4,620,595	0	0	0	4,620,595
Air Products & Chemicals Inc.	Calvert City, Marshall	4,246,942	4,252	0	0	4,251,194
GTE Products Corp.	Versailles, Woodford	2,143,789	5	0	0	2,143,794
Ford Motor Co.	Louisville, Jefferson	1,524,519	0	0	0	1,524,519
E. R. Carpenter Co. Inc.	Russellville, Logan	1,433,800	0	0	0	1,433,800
Toyota Motor Mfg. USA Inc.	Georgetown, Scott	1,300,015	2,000	0	0	1,302,015
Westvaco Corp.	Wickliffe, Ballard	1,216,895	15,300	0	2,100	1,234,295
Willamette Ind. Inc.	Hawesville, Hancock	1,037,905	15,405	0	2,155	1,055,465
General Electric Appliances	Louisville, Jefferson	1,046,433	0	0	0	1,046,433

Top Ten Facilities for Air/Water/Land Releases

Facility	City, County	Air Emissions Pounds	Surface Water Discharges Pounds	Releases to Land Pounds	Air/Water/Land Releases Pounds
American Synthetic Rubber	Louisville, Jefferson	4,620,595	0	0	4,620,595
Air Products & Chemicals Inc.	Calvert City, Marshall	4,246,942	4,252	0	4,251,194
GTE Products Corp.	Versailles, Woodford	2,143,789	5	0	2,143,794
Ford Motor Co.	Louisville, Jefferson	1,524,519	0	0	1,524,519
E. R. Carpenter Co. Inc.	Russellville, Logan	1,433,800	0	0	1,433,800
Toyota Motor Mfg. USA Inc.	Georgetown, Scott	1,300,015	2,000	0	1,302,015
Westvaco Corp.	Wickliffe, Ballard	1,216,895	15,300	2,100	1,234,295
Du Pont Louisville Plant	Louisville, Jefferson	1,164,990	0	0	1,164,990
Willamette Ind. Inc.	Hawesville, Hancock	1,037,905	15,405	2,155	1,055,465
General Electric Appliances	Louisville, Jefferson	1,046,433	0	0	1,046,433

For More Information. . .

State Contact: Valerie Hudson
(502) 564-2150 Fax (502) 564-4245

EPA Regional Contact: Carlton D. Hailey
(404) 347-1033 Fax (404) 347-1681

To obtain TRI data use assistance, call TRI User Support Service (TRI-US):
(202) 260-1531 Fax (202) 260-4659

1992 TOXICS RELEASE INVENTORY

LOUISIANA

Population	4,279,000
Total Facilities	326
Total Forms	2,063
National Rank for Total Releases	1
National Rank for Air/Water/Land Releases	1
Transfers into State	
Rank	6
Pounds	122,202,870
Transfers Out of State	
Rank	1
Pounds	179,542,224

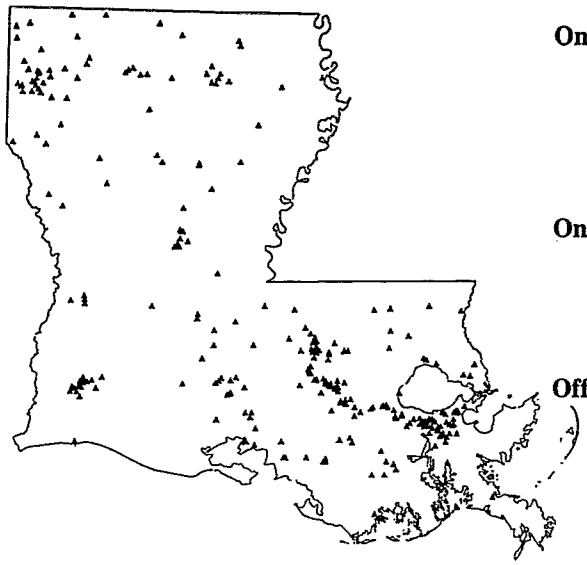

Reported Releases and Waste Management Activities

(pounds)

On-site Releases	464,552,032
Air Emissions	89,051,622
Surface Water Discharges	186,329,129
Underground Injection	186,673,578
Releases to Land	2,497,703
On-site Waste Management	1,868,328,308
Recycling	296,015,677
Energy Recovery	364,662,565
Treatment	1,207,650,066
Off-site Transfers for Further Waste Management	247,907,646
Recycling	231,989,078
Energy Recovery	6,882,645
Treatment	5,135,902
Publicly Owned Treatment Works (POTWs)	65,044
Disposal	3,834,727
Other Off-site Transfers	250

Top Five Chemicals for Total Releases

Chemical	Air Emissions Pounds	Surface Water Discharges Pounds	Under-ground Injection Pounds	Releases to Land Pounds	Total Releases Pounds
Phosphoric acid	29,205	146,537,924	34,000	1,031,206	147,632,335
Sulfuric acid	1,570,583	31,191,286	71,019,000	471,696	104,252,565
Ammonia	24,371,205	4,859,966	71,083,497	283,090	100,597,758
Methanol	10,229,882	296,686	7,851,590	89,421	18,467,579
Acetonitrile	73,210	1,765	13,026,000	0	13,100,975

Top Five Chemicals for Air/Water/Land Releases

Chemical	Air Emissions Pounds	Surface Water Discharges Pounds	Releases to Land Pounds	Total Releases Pounds
Phosphoric acid	29,205	146,537,924	1,031,206	147,598,335
Sulfuric acid	1,570,583	31,191,286	471,696	33,233,565
Ammonia	24,371,205	4,859,966	283,090	29,514,261
Methanol	10,229,882	296,686	89,421	10,615,989
Ethylene	7,455,769	0	0	7,455,769

1992 TOXICS RELEASE INVENTORY

LOUISIANA

Top Ten Facilities for Total Releases

Facility	City, County	Air Emissions Pounds	Surface Water Discharges Pounds	Underground Injection Pounds	Releases to Land Pounds	Total Releases Pounds
American Cyanamid Co.	Westwego, Jefferson	435,114	297,671	146,355,805	0	147,088,590
Agrico Chemical Co.	Saint James, St James	6,823,470	83,615,400	0	361,250	90,800,120
Agrico Chemical Co.	Uncle Sam, St James	364,485	57,825,523	0	252,823	58,442,831
Arcadian Fertilizer L.P.	Geismar, Ascension	1,995,631	37,671,015	0	821,515	40,488,161
Uniroyal Chemical Co. Inc.	Geismar, Ascension	896,368	350	9,617,920	0	10,514,638
Rubicon Inc.	Geismar, Ascension	474,716	210	6,881,500	0	7,356,426
CF Ind. Inc.	Donaldsonville, Ascension	5,644,325	934,905	0	0	6,579,230
Angus Chemical Co.	Sterlington, Ouachita	429,130	46,220	6,023,000	0	6,498,350
Citgo Petroleum Corp.	Lake Charles, Calcasieu	1,835,575	151,353	3,930,990	5,251	5,923,169
Monsanto Co.	Luling, St Charles	914,975	30,248	4,734,960	300	5,680,483

Top Ten Facilities for Air/Water/Land Releases

Facility	City, County	Air Emissions Pounds	Surface Water Discharges Pounds	Releases to Land Pounds	Air/Water/Land Releases Pounds
Agrico Chemical Co.	Saint James, St James	6,823,470	83,615,400	361,250	90,800,120
Agrico Chemical Co.	Uncle Sam, St James	364,485	57,825,523	252,823	58,442,831
Arcadian Fertilizer L.P.	Geismar, Ascension	1,995,631	37,671,015	821,515	40,488,161
CF Ind. Inc.	Donaldsonville, Ascension	5,644,325	934,905	0	6,579,230
Cabot Corp.	Franklin, St Mary	4,327,364	0	0	4,327,364
Triad Chemical	Donaldsonville, Ascension	3,775,109	352,216	0	4,127,325
Dow Chemical Co.	Plaquemine, Iberville	3,373,516	369,687	170,756	3,913,959
Cabot Corp.	Ville Platte, Evangeline	3,676,100	0	0	3,676,100
BP Oil Co.	Belle Chasse, Plaquemines	2,633,127	230,433	6,186	2,869,746
Exxon Chemical Co.	Baton Rouge, East Baton Rouge	2,557,990	248,455	0	2,806,445

For More Information. . .

State Contact: Linda Brown
(504) 765-0737 Fax (504) 765-0742

EPA Regional Contact: Warren Layne
(214) 655-7574 Fax (214) 655-2164

To obtain TRI data use assistance, call TRI User Support Service (TRI-US):
(202) 260-1531 Fax (202) 260-4659

1992 TOXICS RELEASE INVENTORY

MAINE

Population	1,236,000
Total Facilities	110
Total Forms	367
National Rank for Total Releases	35
National Rank for Air/Water/Land Releases	35
Transfers into State	
Rank	49
Pounds	23,549
Transfers Out of State	
Rank	43
Pounds	2,084,717

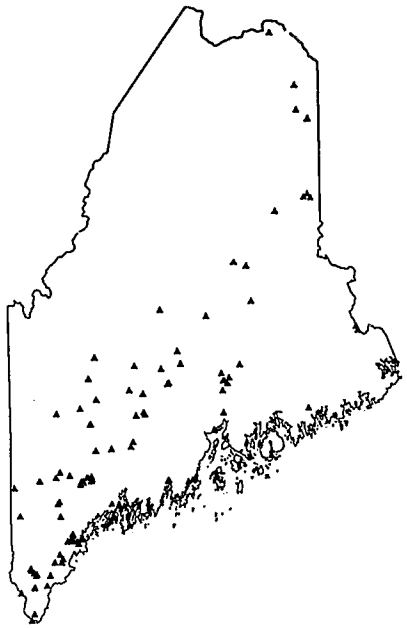

Reported Releases and Waste Management Activities

	(pounds)
On-site Releases	15,271,819
Air Emissions	13,218,673
Surface Water Discharges	591,203
Underground Injection	405
Releases to Land	1,461,538
On-site Waste Management	102,376,838
Recycling	7,618,344
Energy Recovery	16,040,838
Treatment	78,717,656
Off-site Transfers for Further Waste Management	4,802,349
Recycling	2,539,404
Energy Recovery	430,462
Treatment	262,611
Publicly Owned Treatment Works (POTWs)	662,867
Disposal	902,685
Other Off-site Transfers	4,320

Top Five Chemicals for Total Releases

Chemical	Air Emissions Pounds	Surface Water Discharges Pounds	Under-ground Injection Pounds	Releases to Land Pounds	Total Releases Pounds
Methanol	2,788,439	172,000	0	522,000	3,482,439
Sulfuric acid	1,765,598	450	0	0	1,766,048
Hydrochloric acid	1,150,309	400	0	59,976	1,210,685
Chlorine	1,004,372	17,467	0	0	1,021,839
Chloroform	958,629	22,775	0	325	981,729

Top Five Chemicals for Air/Water/Land Releases

Chemical	Air Emissions Pounds	Surface Water Discharges Pounds	Releases to Land Pounds	Total Releases Pounds
Methanol	2,788,439	172,000	522,000	3,482,439
Sulfuric acid	1,765,598	450	0	1,766,048
Hydrochloric acid	1,150,309	400	59,976	1,210,685
Chlorine	1,004,372	17,467	0	1,021,839
Chloroform	958,629	22,775	325	981,729

1992 TOXICS RELEASE INVENTORY

MAINE

Top Ten Facilities for Total Releases

Facility	City, County	Air Emissions Pounds	Surface Water Discharges Pounds	Underground Injection Pounds	Releases to Land Pounds	Total Releases Pounds
Georgia-Pacific Corp.	Woodland, Washington	1,823,063	141,050	0	91	1,964,204
International Paper	Jay, Franklin	740,361	145,961	0	367,920	1,254,242
S. D. Warren Co.	Westbrook, Cumberland	1,085,596	49,889	0	3,100	1,138,585
Boise Cascade Corp.	Rumford, Oxford	1,119,691	10,082	0	0	1,129,773
S. D. Warren Co.	Skowhegan, Somerset	888,862	75,269	0	71,000	1,035,131
Champion International Corp.	Bucksport, Hancock	351,793	205	0	602,189	954,187
Bowater/Great Northern Paper	Millinocket, Penobscot	915,050	37,500	0	0	952,550
Prime Tanning Co. Inc.	Berwick, York	805,451	0	0	0	805,451
James River Paper Co. Inc.	Old Town, Penobscot	712,255	38,300	0	6,485	757,040
Lincoln Pulp & Paper Co. Inc.	Lincoln, Penobscot	437,255	4,380	0	216,400	658,035

Top Ten Facilities for Air/Water/Land Releases

Facility	City, County	Air Emissions Pounds	Surface Water Discharges Pounds	Releases to Land Pounds	Air/Water/Land Releases Pounds
Georgia-Pacific Corp.	Woodland, Washington	1,823,063	141,050	91	1,964,204
International Paper	Jay, Franklin	740,361	145,961	367,920	1,254,242
S. D. Warren Co.	Westbrook, Cumberland	1,085,596	49,889	3,100	1,138,585
Boise Cascade Corp.	Rumford, Oxford	1,119,691	10,082	0	1,129,773
S. D. Warren Co.	Skowhegan, Somerset	888,862	75,269	71,000	1,035,131
Champion International Corp.	Bucksport, Hancock	351,793	205	602,189	954,187
Bowater/Great Northern Paper	Millinocket, Penobscot	915,050	37,500	0	952,550
Prime Tanning Co. Inc.	Berwick, York	805,451	0	0	805,451
James River Paper Co. Inc.	Old Town, Penobscot	712,255	38,300	6,485	757,040
Lincoln Pulp & Paper Co. Inc.	Lincoln, Penobscot	437,255	4,380	216,400	658,035

For More Information. . .

State Contact: (207) 289-4080 — Rayna Leibowitz, Fax (207) 289-4079

EPA Regional Contact: (617) 565-4502 — Dwight Peavey, Fax (617) 565-4939

To obtain TRI data use assistance, call TRI User Support Service (TRI-US):

(202) 260-1531 Fax (202) 260-4659

1992 TOXICS RELEASE INVENTORY

MARYLAND

Population	4,917,000
Total Facilities	229
Total Forms	724
National Rank for Total Releases	41
National Rank for Air/Water/Land Releases	40
Transfers into State	
Rank	30
Pounds	8,303,083
Transfers Out of State	
Rank	26
Pounds	20,759,216

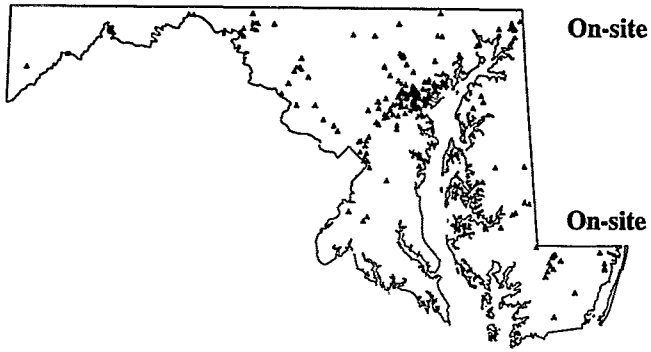

Reported Releases and Waste Management Activities

	(pounds)
On-site Releases	13,002,950
Air Emissions	10,571,969
Surface Water Discharges	838,672
Underground Injection	0
Releases to Land	1,592,309
On-site Waste Management	392,888,652
Recycling	44,500,808
Energy Recovery	9,280,033
Treatment	339,107,811
Off-site Transfers for Further Waste Management	32,054,909
Recycling	24,123,689
Energy Recovery	1,139,762
Treatment	1,766,794
Publicly Owned Treatment Works (POTWs)	4,603,586
Disposal	419,248
Other Off-site Transfers	1,830

Top Five Chemicals for Total Releases

Chemical	Air Emissions Pounds	Surface Water Discharges Pounds	Under-ground Injection Pounds	Releases to Land Pounds	Total Releases Pounds
Toluene	1,788,688	0	0	0	1,788,688
Manganese compounds	42,852	107,827	0	1,223,574	1,374,253
Hydrochloric acid	1,287,921	225	0	250	1,288,396
Ammonia	574,045	558,924	0	0	1,132,969
Carbonyl sulfide	868,107	0	0	0	868,107

Top Five Chemicals for Air/Water/Land Releases

Chemical	Air Emissions Pounds	Surface Water Discharges Pounds	Releases to Land Pounds	Total Releases Pounds
Toluene	1,788,688	0	0	1,788,688
Manganese compounds	42,852	107,827	1,223,574	1,374,253
Hydrochloric acid	1,287,921	225	250	1,288,396
Ammonia	574,045	558,924	0	1,132,969
Carbonyl sulfide	868,107	0	0	868,107

1992 TOXICS RELEASE INVENTORY

MARYLAND

Top Ten Facilities for Total Releases

Facility	City, County	Air Emissions Pounds	Surface Water Discharges Pounds	Underground Injection Pounds	Releases to Land Pounds	Total Releases Pounds
Westvaco Corp.	Luke, Allegany	2,012,100	0	0	0	2,012,100
Bethlehem Steel Corp.	Sparrows Point, Baltimore	259,833	180,715	0	1,444,800	1,885,348
Quebecor Printing Memphis Inc.	Glen Burnie, Anne Arundel	1,746,665	0	0	0	1,746,665
SCM Chemicals	Baltimore, Baltimore City	895,553	349	0	0	895,902
General Motors Corp.	Baltimore, Baltimore City	704,259	200	0	0	704,459
American Cyanamid Co.	Havre De Grace, Harford	465,803	0	0	0	465,803
W. R. Grace & Co.	Baltimore, Baltimore City	221,848	207,162	0	0	429,010
Nevamar Corp.	Odenton, Anne Arundel	310,062	0	0	0	310,062
Chemetals Inc.	Baltimore, Anne Arundel	38,482	234,960	0	3,574	277,016
Garden State Tanning Inc.	Williamsport, Washington	100,009	153,609	0	255	253,873

Top Ten Facilities for Air/Water/Land Releases

Facility	City, County	Air Emissions Pounds	Surface Water Discharges Pounds	Releases to Land Pounds	Air/Water/Land Releases Pounds
Westvaco Corp.	Luke, Allegany	2,012,100	0	0	2,012,100
Bethlehem Steel Corp.	Sparrows Point, Baltimore	259,833	180,715	1,444,800	1,885,348
Quebecor Printing Memphis Inc.	Glen Burnie, Anne Arundel	1,746,665	0	0	1,746,665
SCM Chemicals	Baltimore, Baltimore City	895,553	349	0	895,902
General Motors Corp.	Baltimore, Baltimore City	704,259	200	0	704,459
American Cyanamid Co.	Havre De Grace, Harford	465,803	0	0	465,803
W. R. Grace & Co.	Baltimore, Baltimore City	221,848	207,162	0	429,010
Nevamar Corp.	Odenton, Anne Arundel	310,062	0	0	310,062
Chemetals Inc.	Baltimore, Anne Arundel	38,482	234,960	3,574	277,016
Garden State Tanning Inc.	Williamsport, Washington	100,009	153,609	255	253,873

For More Information. . .

State Contact: Patricia Williams
(410) 631-3431 Fax (410) 631-3321

EPA Regional Contact: Mikal Shabazz
(215) 597-3659 Fax (215) 597-3156

To obtain TRI data use assistance, call TRI User Support Service (TRI-US):
(202) 260-1531 Fax (202) 260-4659

1992 TOXICS RELEASE INVENTORY

MASSACHUSETTS

Population	5,993,000
Total Facilities	615
Total Forms	1,744
National Rank for Total Releases	38
National Rank for Air/Water/Land Releases	37
Transfers into State	
Rank	28
Pounds	10,859,342
Transfers Out of State	
Rank	24
Pounds	21,509,738

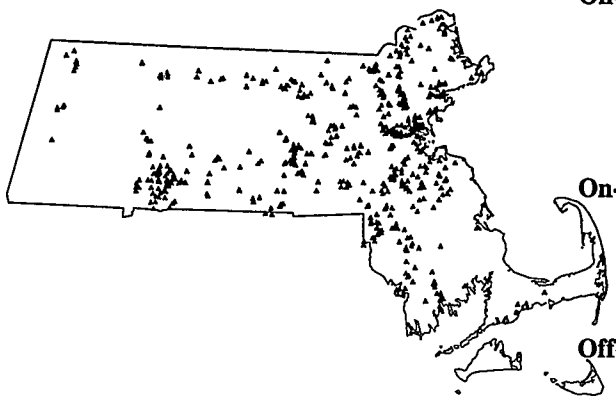

Reported Releases and Waste Management Activities

(pounds)

On-site Releases	14,530,717
Air Emissions	14,353,307
Surface Water Discharges	74,809
Underground Injection	0
Releases to Land	102,601
On-site Waste Management	114,912,556
Recycling	61,708,975
Energy Recovery	9,573,268
Treatment	43,630,313
Off-site Transfers for Further Waste Management	41,037,421
Recycling	19,512,246
Energy Recovery	8,908,572
Treatment	5,583,501
Publicly Owned Treatment Works (POTWs)	5,086,842
Disposal	1,699,677
Other Off-site Transfers	246,583

Top Five Chemicals for Total Releases

Chemical	Air Emissions Pounds	Surface Water Discharges Pounds	Under-ground Injection Pounds	Releases to Land Pounds	Total Releases Pounds
Toluene	3,361,025	5	0	3,356	3,364,386
1,1,1-Trichloroethane	1,977,626	250	0	14,484	1,992,360
Methyl ethyl ketone	1,285,035	0	0	0	1,285,035
Freon 113	1,210,827	5	0	0	1,210,832
Trichloroethylene	1,032,544	2	0	7,920	1,040,466

Top Five Chemicals for Air/Water/Land Releases

Chemical	Air Emissions Pounds	Surface Water Discharges Pounds	Releases to Land Pounds	Total Releases Pounds
Toluene	3,361,025	5	3,356	3,364,386
1,1,1-Trichloroethane	1,977,626	250	14,484	1,992,360
Methyl ethyl ketone	1,285,035	0	0	1,285,035
Freon 113	1,210,827	5	0	1,210,832
Trichloroethylene	1,032,544	2	7,920	1,040,466

1992 TOXICS RELEASE INVENTORY

MASSACHUSETTS

Top Ten Facilities for Total Releases

Facility	City, County	Air Emissions Pounds	Surface Water Discharges Pounds	Underground Injection Pounds	Releases to Land Pounds	Total Releases Pounds
Graphics Tech. Intl. Inc.	South Hadley, Hampshire	900,894	0	0	0	900,894
Archer Rubber Co.	Milford, Worcester	523,292	0	0	0	523,292
AT&T	North Andover, Middlesex	465,435	1,520	0	0	466,955
Polaroid Corp.	Waltham, Middlesex	355,614	10	0	0	355,624
Crown Cork & Seal Co. Inc.	Lawrence, Essex	345,000	0	0	0	345,000
Ideal Tape Co.	Lowell, Middlesex	321,600	0	0	0	321,600
Monsanto Co.	Springfield, Hampden	305,090	3,700	0	0	308,790
Globe Mfg. Co.	Fall River, Bristol	266,855	0	0	0	266,855
Plymouth Rubber Co. Inc.	Canton, Norfolk	265,000	0	0	0	265,000
Aerovox Inc.	New Bedford, Bristol	255,550	250	0	0	255,800

Top Ten Facilities for Air/Water/Land Releases

Facility	City, County	Air Emissions Pounds	Surface Water Discharges Pounds	Releases to Land Pounds	Air/Water/Land Releases Pounds
Graphics Tech. Intl. Inc.	South Hadley, Hampshire	900,894	0	0	900,894
Archer Rubber Co.	Milford, Worcester	523,292	0	0	523,292
AT&T	North Andover, Middlesex	465,435	1,520	0	466,955
Polaroid Corp.	Waltham, Middlesex	355,614	10	0	355,624
Crown Cork & Seal Co. Inc.	Lawrence, Essex	345,000	0	0	345,000
Ideal Tape Co.	Lowell, Middlesex	321,600	0	0	321,600
Monsanto Co.	Springfield, Hampden	305,090	3,700	0	308,790
Globe Mfg. Co.	Fall River, Bristol	266,855	0	0	266,855
Plymouth Rubber Co. Inc.	Canton, Norfolk	265,000	0	0	265,000
Aerovox Inc.	New Bedford, Bristol	255,550	250	0	255,800

For More Information. . .

State Contact: Suzi Peck
(617) 292-5870 Fax (617) 556-1090

EPA Regional Contact: Dwight Peavey
(617) 565-4502 Fax (617) 565-4939

To obtain TRI data use assistance, call TRI User Support Service (TRI-US):
(202) 260-1531 Fax (202) 260-4659

1992 TOXICS RELEASE INVENTORY

MICHIGAN

Population	9,434,000
Total Facilities	969
Total Forms	3,747
National Rank for Total Releases	11
National Rank for Air/Water/Land Releases	10
Transfers into State	
Rank	7
Pounds	82,461,443
Transfers Out of State	
Rank	8
Pounds	93,005,492

Reported Releases and Waste Management Activities

(pounds)

On-site Releases	83,526,457
Air Emissions	66,379,125
Surface Water Discharges	750,074
Underground Injection	6,083,782
Releases to Land	10,313,476
On-site Waste Management	734,099,917
Recycling	330,817,210
Energy Recovery	66,761,085
Treatment	336,521,622
Off-site Transfers for Further Waste Management	252,786,563
Recycling	122,096,833
Energy Recovery	73,946,823
Treatment	21,542,900
Publicly Owned Treatment Works (POTWs)	14,603,830
Disposal	19,999,289
Other Off-site Transfers	596,888

Top Five Chemicals for Total Releases

Chemical	Air Emissions Pounds	Surface Water Discharges Pounds	Under-ground Injection Pounds	Releases to Land Pounds	Total Releases Pounds
Toluene	10,904,868	542	192,350	42,079	11,139,839
Xylene (mixed isomers)	9,366,857	38	1,201	40,201	9,408,297
Methanol	4,191,757	188,609	3,600,000	68,653	8,049,019
Copper compounds	4,520,188	1,619	2,980	3,511,457	8,036,244
Acetone	5,513,928	2,246	1,090,000	318,740	6,924,914

Top Five Chemicals for Air/Water/Land Releases

Chemical	Air Emissions Pounds	Surface Water Discharges Pounds	Releases to Land Pounds	Total Releases Pounds
Toluene	10,904,868	542	42,079	10,947,489
Xylene (mixed isomers)	9,366,857	38	40,201	9,407,096
Copper compounds	4,520,188	1,619	3,511,457	8,033,264
Acetone	5,513,928	2,246	318,740	5,834,914
Methanol	4,191,757	188,609	68,653	4,449,019

1992 TOXICS RELEASE INVENTORY

MICHIGAN

Top Ten Facilities for Total Releases

Facility	City, County	Air Emissions Pounds	Surface Water Discharges Pounds	Underground Injection Pounds	Releases to Land Pounds	Total Releases Pounds
General Motors Corp.	Saginaw, Saginaw	367,907	0	0	5,451,645	5,819,552
Upjohn Co.	Portage, Kalamazoo	2,773,720	148,605	2,465,990	0	5,388,315
American Tape Co.	Marysville, St Clair	3,911,016	0	0	0	3,911,016
Warner-Lambert Co.	Holland, Ottawa	183,445	35,080	3,259,405	0	3,477,930
James River Corp.	Rochester, Oakland	1,870,090	0	0	0	1,870,090
General Motors Corp.	Orion, Oakland	1,851,129	0	0	0	1,851,129
General Motors Corp.	Ypsilanti, Washtenaw	1,622,547	0	0	0	1,622,547
Autoalliance International	Flat Rock, Wayne	1,456,378	3,084	0	0	1,459,462
General Motors Corp.	Pontiac, Oakland	1,397,700	0	0	0	1,397,700
Dow Chemical USA	Midland, Midland	1,199,390	19,382	0	43,735	1,262,507

Top Ten Facilities for Air/Water/Land Releases

Facility	City, County	Air Emissions Pounds	Surface Water Discharges Pounds	Releases to Land Pounds	Air/Water/Land Releases Pounds
General Motors Corp.	Saginaw, Saginaw	367,907	0	5,451,645	5,819,552
American Tape Co.	Marysville, St Clair	3,911,016	0	0	3,911,016
Upjohn Co.	Portage, Kalamazoo	2,773,720	148,605	0	2,922,325
James River Corp.	Rochester, Oakland	1,870,090	0	0	1,870,090
General Motors Corp.	Orion, Oakland	1,851,129	0	0	1,851,129
General Motors Corp.	Ypsilanti, Washtenaw	1,622,547	0	0	1,622,547
Autoalliance International	Flat Rock, Wayne	1,456,378	3,084	0	1,459,462
General Motors Corp.	Pontiac, Oakland	1,397,700	0	0	1,397,700
Dow Chemical USA	Midland, Midland	1,199,390	19,382	43,735	1,262,507
General Motors Corp.	Lansing, Ingham	1,256,000	0	0	1,256,000

For More Information. . .

State Contact:
(517) 373-8481
Kent Kanagy
Fax (517) 335-3624

EPA Regional Contact:
(312) 886-6219
Selma Codina
Fax (312) 353-4342

To obtain TRI data use assistance, call TRI User Support Service (TRI-US):
(202) 260-1531 Fax (202) 260-4659

Copper Range Co. in White Pine was the largest releasing Michigan facility reporting to TRI in 1992 with 8,114,000 pounds of releases. However, the facility is not included in the top ten list because it indicated that it is not a covered facility (currently, only manufacturing facilities are required to report under EPCRA section 313).

1992 TOXICS RELEASE INVENTORY

MINNESOTA

Population	4,468,000
Total Facilities	539
Total Forms	1,570
National Rank for Total Releases	27
National Rank for Air/Water/Land Releases	26
Transfers into State	
Rank	27
Pounds	13,609,792
Transfers Out of State	
Rank	32
Pounds	15,744,297

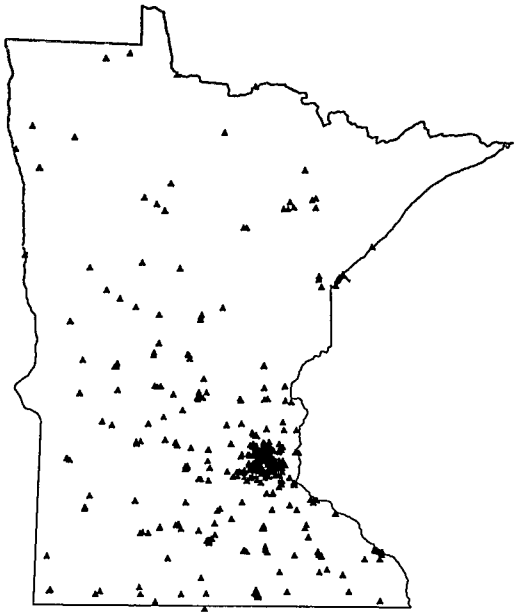

Reported Releases and Waste Management Activities

(pounds)

On-site Releases	31,619,094
Air Emissions	29,610,947
Surface Water Discharges	502,921
Underground Injection	0
Releases to Land	1,505,226
On-site Waste Management	165,949,132
Recycling	100,741,120
Energy Recovery	8,261,143
Treatment	56,946,869
Off-site Transfers for Further Waste Management	31,999,132
Recycling	18,426,894
Energy Recovery	4,952,100
Treatment	2,883,377
Publicly Owned Treatment Works (POTWs)	5,077,928
Disposal	635,538
Other Off-site Transfers	23,295

Top Five Chemicals for Total Releases

Chemical	Air Emissions Pounds	Surface Water Discharges Pounds	Under-ground Injection Pounds	Releases to Land Pounds	Total Releases Pounds
Toluene	6,193,968	26	0	0	6,193,994
Methyl ethyl ketone	4,207,130	550	0	0	4,207,680
Xylene (mixed isomers)	3,710,443	239	0	0	3,710,682
1,1,1-Trichloroethane	2,266,086	41	0	0	2,266,127
Methanol	1,747,887	73,019	0	3,500	1,824,406

Top Five Chemicals for Air/Water/Land Releases

Chemical	Air Emissions Pounds	Surface Water Discharges Pounds	Releases to Land Pounds	Total Releases Pounds
Toluene	6,193,968	26	0	6,193,994
Methyl ethyl ketone	4,207,130	550	0	4,207,680
Xylene (mixed isomers)	3,710,443	239	0	3,710,682
1,1,1-Trichloroethane	2,266,086	41	0	2,266,127
Methanol	1,747,887	73,019	3,500	1,824,406

1992 TOXICS RELEASE INVENTORY

MINNESOTA

Top Ten Facilities for Total Releases

Facility	City, County	Air Emissions Pounds	Surface Water Discharges Pounds	Underground Injection Pounds	Releases to Land Pounds	Total Releases Pounds
3M Co.	Hutchinson, Mc Leod	5,652,839	0	0	0	5,652,839
3M Co.	Saint Paul, Ramsey	1,694,790	0	0	0	1,694,790
Koch Refining Co.	Pine Bend, Dakota	1,412,379	14,760	0	0	1,427,139
North Star Recycling	Saint Paul, Ramsey	0	0	0	1,293,100	1,293,100
3M Co.	Cottage Grove, Washington	683,793	260,535	0	0	944,328
Frigidaire Co.	Saint Cloud, Stearns	915,660	0	0	0	915,660
Ford Motor Co.	Saint Paul, Ramsey	759,451	0	0	0	759,451
ICI Composites Inc.	Winona, Winona	696,701	0	0	0	696,701
Boise Cascade	International Falls, Koochiching	565,703	78,900	0	3,548	648,151
Andersen Corp.	Bayport, Washington	637,683	0	0	0	637,683

Top Ten Facilities for Air/Water/Land Releases

Facility	City, County	Air Emissions Pounds	Surface Water Discharges Pounds	Releases to Land Pounds	Air/Water/Land Releases Pounds
3M Co.	Hutchinson, Mc Leod	5,652,839	0	0	5,652,839
3M Co.	Saint Paul, Ramsey	1,694,790	0	0	1,694,790
Koch Refining Co.	Pine Bend, Dakota	1,412,379	14,760	0	1,427,139
North Star Recycling	Saint Paul, Ramsey	0	0	1,293,100	1,293,100
3M Co.	Cottage Grove, Washington	683,793	260,535	0	944,328
Frigidaire Co.	Saint Cloud, Stearns	915,660	0	0	915,660
Ford Motor Co.	Saint Paul, Ramsey	759,451	0	0	759,451
ICI Composites Inc.	Winona, Winona	696,701	0	0	696,701
Boise Cascade	International Falls, Koochiching	565,703	78,900	3,548	648,151
Andersen Corp.	Bayport, Washington	637,683	0	0	637,683

For More Information. . .

State Contact: Steven Tomlyanovich
(612) 282-5396 Fax (612) 282-5394

EPA Regional Contact: Selma Codina
(312) 886-6219 Fax (312) 353-4342

To obtain TRI data use assistance, call TRI User Support Service (TRI-US):
(202) 260-1531 Fax (202) 260-4659

1992 TOXICS RELEASE INVENTORY

MISSISSIPPI

Population	2,615,000
Total Facilities	319
Total Forms	1,072
National Rank for Total Releases	6
National Rank for Air/Water/Land Releases	16
Transfers into State	
Rank	42
Pounds	643,944
Transfers Out of State	
Rank	12
Pounds	65,078,413

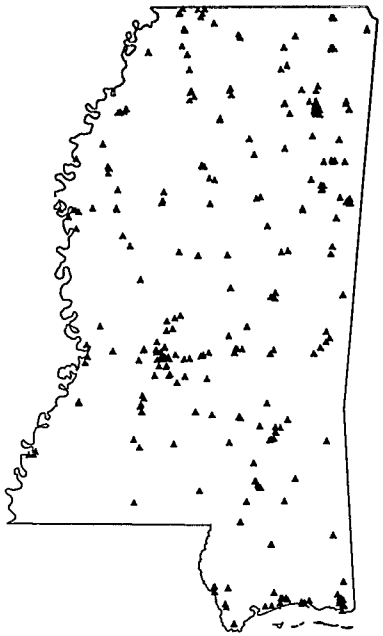

Reported Releases and Waste Management Activities

	(pounds)
On-site Releases	119,695,276
Air Emissions	54,351,096
Surface Water Discharges	1,545,410
Underground Injection	57,994,938
Releases to Land	5,803,832
On-site Waste Management	4,407,409,283
Recycling	4,211,725,514
Energy Recovery	21,934,282
Treatment	173,749,487
Off-site Transfers for Further Waste Management	68,844,897
Recycling	62,900,235
Energy Recovery	3,304,435
Treatment	631,323
Publicly Owned Treatment Works (POTWs)	834,427
Disposal	1,158,442
Other Off-site Transfers	16,035

Top Five Chemicals for Total Releases

Chemical	Air Emissions Pounds	Surface Water Discharges Pounds	Under-ground Injection Pounds	Releases to Land Pounds	Total Releases Pounds
Hydrochloric acid	1,432,465	0	52,000,000	420	53,432,885
Ammonia	11,966,792	614,136	0	1,015,425	13,596,353
Methanol	7,051,466	95,005	0	75,705	7,222,176
Toluene	6,289,205	2,492	0	27,253	6,318,950
Sulfuric acid	231,313	4,378	5,992,194	42,560	6,270,445

Top Five Chemicals for Air/Water/Land Releases

Chemical	Air Emissions Pounds	Surface Water Discharges Pounds	Releases to Land Pounds	Total Releases Pounds
Ammonia	11,966,792	614,136	1,015,425	13,596,353
Methanol	7,051,466	95,005	75,705	7,222,176
Toluene	6,289,205	2,492	27,253	6,318,950
Dichloromethane	4,804,184	1	0	4,804,185
Methyl ethyl ketone	4,590,372	5,105	9,375	4,604,852

1992 TOXICS RELEASE INVENTORY

MISSISSIPPI

Top Ten Facilities for Total Releases

Facility	City, County	Air Emissions Pounds	Surface Water Discharges Pounds	Underground Injection Pounds	Releases to Land Pounds	Total Releases Pounds
Du Pont Delisle	Pass Christian, Harrison	3,943,210	0	52,000,000	420	55,943,630
Mississippi Chemical Corp.	Yazoo City, Yazoo	10,418,302	628,728	0	0	11,047,030
Engelhard Corp.	Jackson, Hinds	7,275	0	5,992,194	0	5,999,469
Kerr-Mcgee Chemical Corp.	Hamilton, Monroe	268,865	51,450	0	5,469,000	5,789,315
Gencorp Polymer Products	Columbus, Lowndes	3,772,317	2	0	0	3,772,319
Ringier America Inc.	Corinth, Alcorn	2,515,200	0	0	0	2,515,200
Chevron Products Co.	Pascagoula, Jackson	1,698,421	272,020	0	5,225	1,975,666
International Paper	Natchez, Adams	1,851,185	21,110	7	1,867	1,874,169
Georgia-Pacific Corp.	Monticello, Lawrence	1,767,850	21,865	0	0	1,789,715
International Paper	Redwood, Warren	1,534,160	10,945	0	0	1,545,105

Top Ten Facilities for Air/Water/Land Releases

Facility	City, County	Air Emissions Pounds	Surface Water Discharges Pounds	Releases to Land Pounds	Air/Water/Land Releases Pounds
Mississippi Chemical Corp.	Yazoo City, Yazoo	10,418,302	628,728	0	11,047,030
Kerr-Mcgee Chemical Corp.	Hamilton, Monroe	268,865	51,450	5,469,000	5,789,315
Du Pont Delisle	Pass Christian, Harrison	3,943,210	0	420	3,943,630
Gencorp Polymer Products	Columbus, Lowndes	3,772,317	2	0	3,772,319
Ringier America Inc.	Corinth, Alcorn	2,515,200	0	0	2,515,200
Chevron Products Co.	Pascagoula, Jackson	1,698,421	272,020	5,225	1,975,666
International Paper	Natchez, Adams	1,851,185	21,110	1,867	1,874,162
Georgia-Pacific Corp.	Monticello, Lawrence	1,767,850	21,865	0	1,789,715
International Paper	Redwood, Warren	1,534,160	10,945	0	1,545,105
Georgia-Pacific Corp.	New Augusta, Perry	1,493,800	4,363	14,154	1,512,317

For More Information. . .

State Contact: John David Burns
(601) 960-9000 Fax (601) 352-8314

EPA Regional Contact: Carlton D. Hailey
(404) 347-1033 Fax (404) 347-1681

To obtain TRI data use assistance, call TRI User Support Service (TRI-US):
(202) 260-1531 Fax (202) 260-4659

1992 TOXICS RELEASE INVENTORY

MISSOURI

Population	5,191,000
Total Facilities	596
Total Forms	2,024
National Rank for Total Releases	21
National Rank for Air/Water/Land Releases	19
Transfers into State	
Rank	11
Pounds	60,403,775
Transfers Out of State	
Rank	5
Pounds	107,893,543

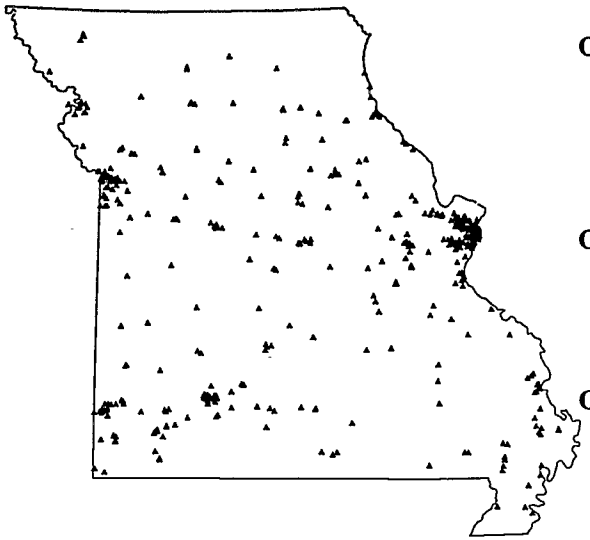

Reported Releases and Waste Management Activities

(pounds)

On-site Releases	52,396,884
Air Emissions	36,381,374
Surface Water Discharges	1,119,222
Underground Injection	250
Releases to Land	14,896,038
On-site Waste Management	488,662,263
Recycling	242,980,417
Energy Recovery	143,980,460
Treatment	101,701,386
Off-site Transfers for Further Waste Management	294,870,205
Recycling	183,300,509
Energy Recovery	11,583,162
Treatment	74,159,677
Publicly Owned Treatment Works (POTWs)	22,893,750
Disposal	2,849,323
Other Off-site Transfers	83,784

Top Five Chemicals for Total Releases

Chemical	Air Emissions Pounds	Surface Water Discharges Pounds	Under-ground Injection Pounds	Releases to Land Pounds	Total Releases Pounds
Zinc (fume or dust)	9,489	20	0	5,713,929	5,723,438
Xylene (mixed isomers)	5,474,795	14	0	1,290	5,476,099
Toluene	4,926,682	518	0	4,165	4,931,365
Zinc compounds	197,052	958	0	4,573,845	4,771,855
Lead compounds	540,633	1,290	0	3,670,193	4,212,116

Top Five Chemicals for Air/Water/Land Releases

Chemical	Air Emissions Pounds	Surface Water Discharges Pounds	Releases to Land Pounds	Total Releases Pounds
Zinc (fume or dust)	9,489	20	5,713,929	5,723,438
Xylene (mixed isomers)	5,474,795	14	1,290	5,476,099
Toluene	4,926,682	518	4,165	4,931,365
Zinc compounds	197,052	958	4,573,845	4,771,855
Lead compounds	540,633	1,290	3,670,193	4,212,116

1992 TOXICS RELEASE INVENTORY

MISSOURI

Top Ten Facilities for Total Releases

Facility	City, County	Air Emissions Pounds	Surface Water Discharges Pounds	Underground Injection Pounds	Releases to Land Pounds	Total Releases Pounds
Asarco Inc.	Annapolis, Iron	218,268	34	0	8,045,825	8,264,127
Doe Run Co.	Herculaneum, Jefferson	274,211	778	0	6,202,698	6,477,687
Ford Motor Co.	Claycomo, Clay	2,562,962	0	0	0	2,562,962
Ford Motor Co.	Hazelwood, St Louis	1,929,488	0	0	0	1,929,488
Missouri Chemical Works	Louisiana, Pike	1,804,840	102	0	12,000	1,816,942
Ireco Inc.	Louisiana, Pike	617,000	600,650	0	40	1,217,690
General Motors Corp.	Wentzville, St Charles	1,108,205	0	0	0	1,108,205
Chrysler Motors Corp.	Fenton, St Louis	1,072,122	0	0	0	1,072,122
Syntex Agribusiness Inc.	Springfield, Greene	947,532	0	0	0	947,532
Sunbeam Outdoor Products	Neosho, Newton	924,649	0	0	0	924,649

Top Ten Facilities for Air/Water/Land Releases

Facility	City, County	Air Emissions Pounds	Surface Water Discharges Pounds	Releases to Land Pounds	Air/Water/Land Releases Pounds
Asarco Inc.	Annapolis, Iron	218,268	34	8,045,825	8,264,127
Doe Run Co.	Herculaneum, Jefferson	274,211	778	6,202,698	6,477,687
Ford Motor Co.	Claycomo, Clay	2,562,962	0	0	2,562,962
Ford Motor Co.	Hazelwood, St Louis	1,929,488	0	0	1,929,488
Missouri Chemical Works	Louisiana, Pike	1,804,840	102	12,000	1,816,942
Ireco Inc.	Louisiana, Pike	617,000	600,650	40	1,217,690
General Motors Corp.	Wentzville, St Charles	1,108,205	0	0	1,108,205
Chrysler Motors Corp.	Fenton, St Louis	1,072,122	0	0	1,072,122
Syntex Agribusiness Inc.	Springfield, Greene	947,532	0	0	947,532
Sunbeam Outdoor Products	Neosho, Newton	924,649	0	0	924,649

For More Information. . .

State Contact: Dean Martin
(314) 526-3901 Fax (314) 526-3350

EPA Regional Contact: Jim Hirtz
(913) 551-7472 Fax (913) 551-7065

To obtain TRI data use assistance, call TRI User Support Service (TRI-US):
(202) 260-1531 Fax (202) 260-4659

1992 TOXICS RELEASE INVENTORY

MONTANA

Population	822,000
Total Facilities	23
Total Forms	140
National Rank for Total Releases	23
National Rank for Air/Water/Land Releases	21
Transfers into State	
Rank	26
Pounds	15,741,344
Transfers Out of State	
Rank	42
Pounds	2,753,088

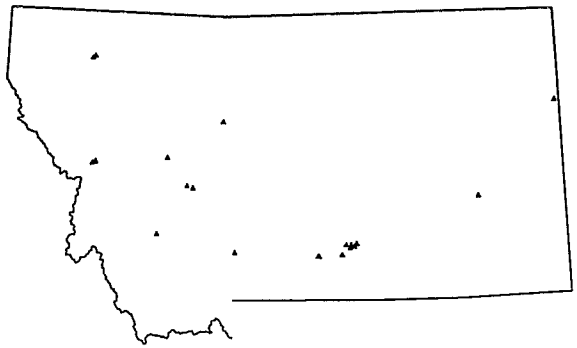

Reported Releases and Waste Management Activities

(pounds)

On-site Releases	43,887,973
Air Emissions	2,788,614
Surface Water Discharges	139,875
Underground Injection	0
Releases to Land	40,959,484
On-site Waste Management	89,914,681
Recycling	54,235,813
Energy Recovery	7,733,900
Treatment	27,944,968
Off-site Transfers for Further Waste Management	2,791,161
Recycling	2,481,824
Energy Recovery	117,064
Treatment	10,142
Publicly Owned Treatment Works (POTWs)	27,798
Disposal	154,333
Other Off-site Transfers	0

Top Five Chemicals for Total Releases

Chemical	Air Emissions Pounds	Surface Water Discharges Pounds	Under-ground Injection Pounds	Releases to Land Pounds	Total Releases Pounds
Zinc compounds	45,261	0	0	32,705,677	32,750,938
Lead compounds	35,543	13	0	3,409,028	3,444,584
Manganese compounds	1,021	0	0	2,751,373	2,752,394
Copper compounds	13,764	0	0	1,032,585	1,046,349
Methanol	649,380	0	0	0	649,380

Top Five Chemicals for Air/Water/Land Releases

Chemical	Air Emissions Pounds	Surface Water Discharges Pounds	Releases to Land Pounds	Total Releases Pounds
Zinc compounds	45,261	0	32,705,677	32,750,938
Lead compounds	35,543	13	3,409,028	3,444,584
Manganese compounds	1,021	0	2,751,373	2,752,394
Copper compounds	13,764	0	1,032,585	1,046,349
Methanol	649,380	0	0	649,380

1992 TOXICS RELEASE INVENTORY

MONTANA

Top Ten Facilities for Total Releases

Facility	City, County	Air Emissions Pounds	Surface Water Discharges Pounds	Underground Injection Pounds	Releases to Land Pounds	Total Releases Pounds
Asarco Inc.	East Helena, Lewis and Clark	121,039	0	0	40,953,522	41,074,561
Stone Container Corp.	Missoula, Missoula	955,020	20,500	0	0	975,520
Exxon Billings Refinery	Billings, Yellowstone	414,635	89,023	0	80	503,738
Columbia Falls Aluminum Co.	Columbia Falls, Flathead	316,850	500	0	0	317,350
Holly Sugar Corp.	Sidney, Richland	231,500	0	0	5,000	236,500
Cenex Refinery	Laurel, Yellowstone	219,920	4,680	0	35	224,635
Conoco Billings Refinery	Billings, Yellowstone	91,364	25,169	0	0	116,533
Plum Creek Mfg. L.P.	Columbia Falls, Flathead	110,500	0	0	0	110,500
Louisiana-Pacific	Missoula, Missoula	108,792	0	0	0	108,792
Rhone-Poulenc Basic Chemicals	Silver Bow, Silver Bow	94,757	0	0	0	94,757

Top Ten Facilities for Air/Water/Land Releases

Facility	City, County	Air Emissions Pounds	Surface Water Discharges Pounds	Releases to Land Pounds	Air/Water/Land Releases Pounds
Asarco Inc.	East Helena, Lewis and Clark	121,039	0	40,953,522	41,074,561
Stone Container Corp.	Missoula, Missoula	955,020	20,500	0	975,520
Exxon Billings Refinery	Billings, Yellowstone	414,635	89,023	80	503,738
Columbia Falls Aluminum Co.	Columbia Falls, Flathead	316,850	500	0	317,350
Holly Sugar Corp.	Sidney, Richland	231,500	0	5,000	236,500
Cenex Refinery	Laurel, Yellowstone	219,920	4,680	35	224,635
Conoco Billings Refinery	Billings, Yellowstone	91,364	25,169	0	116,533
Plum Creek Mfg. L.P.	Columbia Falls, Flathead	110,500	0	0	110,500
Louisiana-Pacific	Missoula, Missoula	108,792	0	0	108,792
Rhone-Poulenc Basic Chemicals	Silver Bow, Silver Bow	94,757	0	0	94,757

For More Information. . .

State Contact: Tom Ellerhoff
(406) 444-3948 Fax (406) 444-1374

EPA Regional Contact: Kathie Atencio
(303) 293-1735 Fax (303) 293-1229

To obtain TRI data use assistance, call TRI User Support Service (TRI-US):
(202) 260-1531 Fax (202) 260-4659

1992 TOXICS RELEASE INVENTORY

NEBRASKA

Population	1,601,000
Total Facilities	180
Total Forms	540
National Rank for Total Releases	40
National Rank for Air/Water/Land Releases	39
Transfers into State	
Rank	43
Pounds	214,925
Transfers Out of State	
Rank	31
Pounds	16,958,895

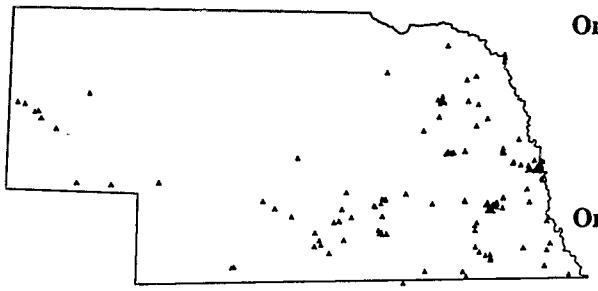

Reported Releases and Waste Management Activities

	(pounds)
On-site Releases	13,130,662
Air Emissions	12,580,582
Surface Water Discharges	444,578
Underground Injection	0
Releases to Land	105,502
On-site Waste Management	50,946,408
Recycling	32,601,209
Energy Recovery	2,906,965
Treatment	15,438,234
Off-site Transfers for Further Waste Management	23,894,957
Recycling	14,210,583
Energy Recovery	1,133,219
Treatment	1,909,910
Publicly Owned Treatment Works (POTWs)	1,458,203
Disposal	3,918,367
Other Off-site Transfers	1,264,675

Top Five Chemicals for Total Releases

Chemical	Air Emissions Pounds	Surface Water Discharges Pounds	Under-ground Injection Pounds	Releases to Land Pounds	Total Releases Pounds
Toluene	4,755,695	6,110	0	0	4,761,805
Ammonia	1,747,809	168,804	0	19,750	1,936,363
Xylene (mixed isomers)	1,218,566	5	0	0	1,218,571
Methyl ethyl ketone	1,074,959	5	0	0	1,074,964
1,1,1-Trichloroethane	1,060,225	0	0	0	1,060,225

Top Five Chemicals for Air/Water/Land Releases

Chemical	Air Emissions Pounds	Surface Water Discharges Pounds	Releases to Land Pounds	Total Releases Pounds
Toluene	4,755,695	6,110	0	4,761,805
Ammonia	1,747,809	168,804	19,750	1,936,363
Xylene (mixed isomers)	1,218,566	5	0	1,218,571
Methyl ethyl ketone	1,074,959	5	0	1,074,964
1,1,1-Trichloroethane	1,060,225	0	0	1,060,225

1992 TOXICS RELEASE INVENTORY

NEBRASKA

Top Ten Facilities for Total Releases

Facility	City, County	Air Emissions Pounds	Surface Water Discharges Pounds	Underground Injection Pounds	Releases to Land Pounds	Total Releases Pounds
Goodyear Tire & Rubber Co.	Lincoln, Lancaster	2,943,705	6,100	0	0	2,949,805
Nashua Corp.	Omaha, Douglas	1,264,300	0	0	0	1,264,300
Arcadian Fertilizer L.P.	Laplatte, Sarpy	675,101	1,560	0	1,165	677,826
Farmland Ind. Inc.	Beatrice, Gage	540,280	30,550	0	750	571,580
AT&T Network Systems	Omaha, Douglas	549,987	316	0	0	550,303
Cominco Fertilizers	Beatrice, Gage	231,205	257,700	0	505	489,410
Anacomp Inc.	Omaha, Douglas	452,000	0	0	18,800	470,800
Lackawanna Leather Co.	Omaha, Douglas	381,763	0	0	0	381,763
Smithkline Beecham	Lincoln, Lancaster	288,400	0	0	0	288,400
Kawasaki Motors Mfg. Corp. USA	Lincoln, Lancaster	274,467	43	0	0	274,510

Top Ten Facilities for Air/Water/Land Releases

Facility	City, County	Air Emissions Pounds	Surface Water Discharges Pounds	Releases to Land Pounds	Air/Water/Land Releases Pounds
Goodyear Tire & Rubber Co.	Lincoln, Lancaster	2,943,705	6,100	0	2,949,805
Nashua Corp.	Omaha, Douglas	1,264,300	0	0	1,264,300
Arcadian Fertilizer L.P.	Laplatte, Sarpy	675,101	1,560	1,165	677,826
Farmland Ind. Inc.	Beatrice, Gage	540,280	30,550	750	571,580
AT&T Network Systems	Omaha, Douglas	549,987	316	0	550,303
Cominco Fertilizers	Beatrice, Gage	231,205	257,700	505	489,410
Anacomp Inc.	Omaha, Douglas	452,000	0	18,800	470,800
Lackawanna Leather Co.	Omaha, Douglas	381,763	0	0	381,763
Smithkline Beecham	Lincoln, Lancaster	288,400	0	0	288,400
Kawasaki Motors Mfg. Corp. USA	Lincoln, Lancaster	274,467	43	0	274,510

For More Information. . .

State Contact: John Steinauer
(402) 471-4230 Fax (402) 471-2909

EPA Regional Contact: Jim Hirtz
(913) 551-7472 Fax (913) 551-7065

To obtain TRI data use assistance, call TRI User Support Service (TRI-US):
(202) 260-1531 Fax (202) 260-4659

1992 TOXICS RELEASE INVENTORY

NEVADA

Population	1,336,000
Total Facilities	44
Total Forms	111
National Rank for Total Releases	46
National Rank for Air/Water/Land Releases	45
Transfers into State	
Rank	37
Pounds	1,988,705
Transfers Out of State	
Rank	47
Pounds	486,745

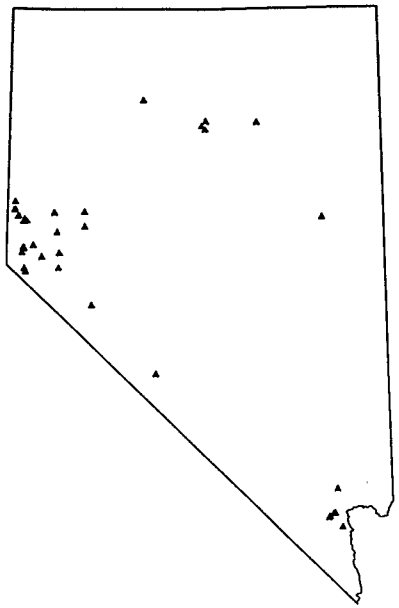

Reported Releases and Waste Management Activities

	(pounds)
On-site Releases	3,646,206
Air Emissions	877,195
Surface Water Discharges	370
Underground Injection	0
Releases to Land	2,768,641
On-site Waste Management	23,674,570
Recycling	2,998,665
Energy Recovery	0
Treatment	20,675,905
Off-site Transfers for Further Waste Management	572,415
Recycling	419,922
Energy Recovery	12,816
Treatment	25,647
Publicly Owned Treatment Works (POTWs)	9,832
Disposal	104,198
Other Off-site Transfers	0

Top Five Chemicals for Total Releases

Chemical	Air Emissions Pounds	Surface Water Discharges Pounds	Under-ground Injection Pounds	Releases to Land Pounds	Total Releases Pounds
Manganese compounds	5,730	0	0	2,245,054	2,250,784
Ammonium nitrate (solution)	67,950	0	0	290,900	358,850
Toluene	349,049	0	0	0	349,049
Manganese	1,008	0	0	99,000	100,008
Sulfuric acid	5,268	120	0	89,000	94,388

Top Five Chemicals for Air/Water/Land Releases

Chemical	Air Emissions Pounds	Surface Water Discharges Pounds	Releases to Land Pounds	Total Releases Pounds
Manganese compounds	5,730	0	2,245,054	2,250,784
Ammonium nitrate (solution)	67,950	0	290,900	358,850
Toluene	349,049	0	0	349,049
Manganese	1,008	0	99,000	100,008
Sulfuric acid	5,268	120	89,000	94,388

1992 TOXICS RELEASE INVENTORY

NEVADA

Top Ten Facilities for Total Releases

Facility	City, County	Air Emissions Pounds	Surface Water Discharges Pounds	Underground Injection Pounds	Releases to Land Pounds	Total Releases Pounds
Kerr-Mcgee Chemical Corp.	Henderson, Clark	17,583	0	0	2,246,760	2,264,343
Coastal Chem Inc.	Battle Mountain, Lander	68,530	0	0	292,400	360,930
R. R. Donnelley & Sons Co.	Reno, Washoe	293,992	0	0	0	293,992
Kennametal Inc.	Fallon, Churchill	14,260	0	0	189,100	203,360
Titanium Metals Corp.	Henderson, Clark	86,655	120	0	39,000	125,775
Carsonite Intl. Corp.	Carson City, Carson City	90,798	0	0	0	90,798
O'Sullivan Plastics Corp.	Yerington, Lyon	50,280	0	0	0	50,280
H. C. Ind. Inc.	Fernley, Lyon	41,250	0	0	0	41,250
Sun Chemical Corp.	Reno, Washoe	36,936	0	0	0	36,936
American Buildings Co.	Carson City, Carson City	34,150	0	0	0	34,150

Top Ten Facilities for Air/Water/Land Releases

Facility	City, County	Air Emissions Pounds	Surface Water Discharges Pounds	Releases to Land Pounds	Air/Water/Land Releases Pounds
Kerr-Mcgee Chemical Corp.	Henderson, Clark	17,583	0	2,246,760	2,264,343
Coastal Chem Inc.	Battle Mountain, Lander	68,530	0	292,400	360,930
R. R. Donnelley & Sons Co.	Reno, Washoe	293,992	0	0	293,992
Kennametal Inc.	Fallon, Churchill	14,260	0	189,100	203,360
Titanium Metals Corp.	Henderson, Clark	86,655	120	39,000	125,775
Carsonite Intl. Corp.	Carson City, Carson City	90,798	0	0	90,798
O'Sullivan Plastics Corp.	Yerington, Lyon	50,280	0	0	50,280
H. C. Ind. Inc.	Fernley, Lyon	41,250	0	0	41,250
Sun Chemical Corp.	Reno, Washoe	36,936	0	0	36,936
American Buildings Co.	Carson City, Carson City	34,150	0	0	34,150

For More Information. . .

State Contact: Kelli Hammack
(702) 687-5872 Fax (702) 885-0868

EPA Regional Contact: Pam Tsai
(415) 744-1116 Fax (415) 744-1073

To obtain TRI data use assistance, call TRI User Support Service (TRI-US):
(202) 260-1531 Fax (202) 260-4659

1992 TOXICS RELEASE INVENTORY

NEW HAMPSHIRE

Population	1,115,000
Total Facilities	129
Total Forms	362
National Rank for Total Releases	43
National Rank for Air/Water/Land Releases	42
Transfers into State	
Rank	44
Pounds	138,448
Transfers Out of State	
Rank	39
Pounds	7,138,447

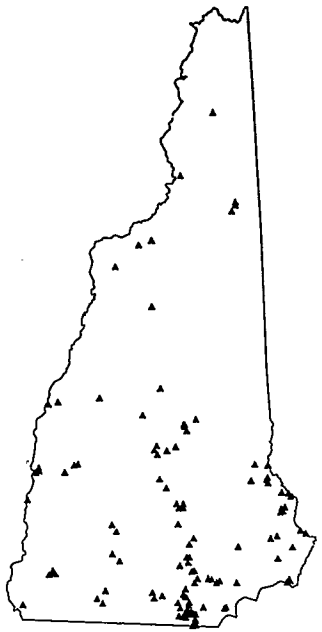

Reported Releases and Waste Management Activities

	(pounds)
On-site Releases	6,053,887
Air Emissions	5,971,359
Surface Water Discharges	74,669
Underground Injection	0
Releases to Land	7,859
On-site Waste Management	41,306,188
Recycling	22,392,478
Energy Recovery	2,507,317
Treatment	16,406,393
Off-site Transfers for Further Waste Management	8,852,409
Recycling	6,993,658
Energy Recovery	428,063
Treatment	580,617
Publicly Owned Treatment Works (POTWs)	500,121
Disposal	348,950
Other Off-site Transfers	1,000

Top Five Chemicals for Total Releases

Chemical	Air Emissions Pounds	Surface Water Discharges Pounds	Under-ground Injection Pounds	Releases to Land Pounds	Total Releases Pounds
Methanol	830,772	15,133	0	1,984	847,889
1,1,1-Trichloroethane	753,742	10	0	0	753,752
Toluene	731,058	0	0	0	731,058
Methyl ethyl ketone	655,227	69	0	5	655,301
Freon 113	470,435	0	0	0	470,435

Top Five Chemicals for Air/Water/Land Releases

Chemical	Air Emissions Pounds	Surface Water Discharges Pounds	Releases to Land Pounds	Total Releases Pounds
Methanol	830,772	15,133	1,984	847,889
1,1,1-Trichloroethane	753,742	10	0	753,752
Toluene	731,058	0	0	731,058
Methyl ethyl ketone	655,227	69	5	655,301
Freon 113	470,435	0	0	470,435

1992 TOXICS RELEASE INVENTORY

NEW HAMPSHIRE

Top Ten Facilities for Total Releases

Facility	City, County	Air Emissions Pounds	Surface Water Discharges Pounds	Underground Injection Pounds	Releases to Land Pounds	Total Releases Pounds
James River U.S. Holdings Inc.	Berlin, Coos	1,195,653	19,556	0	2,059	1,217,268
Bailey Mfg. Corp.	Seabrook, Rockingham	329,048	0	0	0	329,048
Freudenberg-Nok	Bristol, Grafton	324,246	0	0	0	324,246
Nashua Corp.	Merrimack, Hillsborough	311,918	0	0	0	311,918
Triangle Pacific Corp.	Nashua, Hillsborough	254,293	0	0	0	254,293
Polyclad Laminates Inc.	Franklin, Merrimack	223,193	0	0	0	223,193
Essex Group Inc.	Newmarket, Rockingham	187,625	0	0	0	187,625
General Electric Co.	Somersworth, Strafford	184,440	0	0	0	184,440
James River Paper Co. Inc.	Gorham, Coos	175,934	0	0	0	175,934
Simplex Wire & Cable Co.	Newington, Rockingham	152,309	0	0	0	152,309

Top Ten Facilities for Air/Water/Land Releases

Facility	City, County	Air Emissions Pounds	Surface Water Discharges Pounds	Releases to Land Pounds	Air/Water/Land Releases Pounds
James River U.S. Holdings Inc.	Berlin, Coos	1,195,653	19,556	2,059	1,217,268
Bailey Mfg. Corp.	Seabrook, Rockingham	329,048	0	0	329,048
Freudenberg-Nok	Bristol, Grafton	324,246	0	0	324,246
Nashua Corp.	Merrimack, Hillsborough	311,918	0	0	311,918
Triangle Pacific Corp.	Nashua, Hillsborough	254,293	0	0	254,293
Polyclad Laminates Inc.	Franklin, Merrimack	223,193	0	0	223,193
Essex Group Inc.	Newmarket, Rockingham	187,625	0	0	187,625
General Electric Co.	Somersworth, Strafford	184,440	0	0	184,440
James River Paper Co. Inc.	Gorham, Coos	175,934	0	0	175,934
Simplex Wire & Cable Co.	Newington, Rockingham	152,309	0	0	152,309

For More Information. . .

State Contact: Leland Kimball
(603) 271-2231 Fax (603) 225-7341

EPA Regional Contact: Dwight Peavey
(617) 565-4502 Fax (617) 565-4939

To obtain TRI data use assistance, call TRI User Support Service (TRI-US):

(202) 260-1531 Fax (202) 260-4659

1992 TOXICS RELEASE INVENTORY

NEW JERSEY

Population	7,820,000
Total Facilities	751
Total Forms	2,678
National Rank for Total Releases	31
National Rank for Air/Water/Land Releases	31
Transfers into State	
Rank	12
Pounds	58,168,132
Transfers Out of State	
Rank	6
Pounds	105,488,817

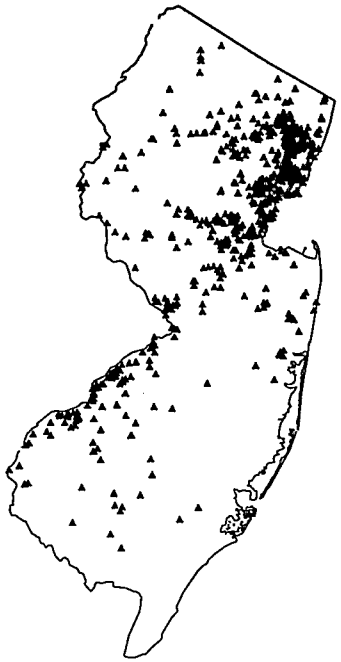

Reported Releases and Waste Management Activities

	(pounds)
On-site Releases	21,442,237
Air Emissions	20,405,980
Surface Water Discharges	415,684
Underground Injection	750
Releases to Land	619,823
On-site Waste Management	408,941,073
Recycling	153,567,438
Energy Recovery	18,183,395
Treatment	237,190,240
Off-site Transfers for Further Waste Management	191,449,005
Recycling	103,116,529
Energy Recovery	28,817,117
Treatment	18,778,453
Publicly Owned Treatment Works (POTWs)	37,871,671
Disposal	2,602,616
Other Off-site Transfers	262,619

Top Five Chemicals for Total Releases

Chemical	Air Emissions Pounds	Surface Water Discharges Pounds	Under-ground Injection Pounds	Releases to Land Pounds	Total Releases Pounds
Acetone	2,883,453	191	0	67,707	2,951,351
Toluene	2,496,008	443	0	10,068	2,506,519
Methanol	2,393,228	6,613	0	330	2,400,171
Ammonia	1,632,337	106,755	0	0	1,739,092
Xylene (mixed isomers)	1,220,820	736	0	95,906	1,317,462

Top Five Chemicals for Air/Water/Land Releases

Chemical	Air Emissions Pounds	Surface Water Discharges Pounds	Releases to Land Pounds	Total Releases Pounds
Acetone	2,883,453	191	67,707	2,951,351
Toluene	2,496,008	443	10,068	2,506,519
Methanol	2,393,228	6,613	330	2,400,171
Ammonia	1,632,337	106,755	0	1,739,092
Xylene (mixed isomers)	1,220,820	736	95,906	1,317,462

1992 TOXICS RELEASE INVENTORY

NEW JERSEY

Top Ten Facilities for Total Releases

Facility	City, County	Air Emissions Pounds	Surface Water Discharges Pounds	Underground Injection Pounds	Releases to Land Pounds	Total Releases Pounds
Hercules Inc.	Kenvil, Morris	1,176,540	0	0	0	1,176,540
Du Pont Repauno Plant	Gibbstown, Gloucester	1,152,970	155	0	0	1,153,125
PMC Inc.	Kearny, Hudson	617,280	82	0	0	617,362
Du Pont Chambers Works	Deepwater, Salem	520,216	12,604	0	27,821	560,641
Permacel	North Brunswick, Middlesex	496,173	0	0	0	496,173
Penick Corp.	Newark, Essex	472,666	0	0	0	472,666
American National Can Co.	Edison, Middlesex	456,458	0	0	0	456,458
Exxon Refining & Marketing	Linden, Union	411,129	12,790	0	0	423,919
Ford Motor Co.	Edison, Middlesex	414,865	0	0	0	414,865
Peerless Tube Co.	Bloomfield, Essex	405,754	0	0	0	405,754

Top Ten Facilities for Air/Water/Land Releases

Facility	City, County	Air Emissions Pounds	Surface Water Discharges Pounds	Releases to Land Pounds	Air/Water/Land Releases Pounds
Hercules Inc.	Kenvil, Morris	1,176,540	0	0	1,176,540
Du Pont Repauno Plant	Gibbstown, Gloucester	1,152,970	155	0	1,153,125
PMC Inc.	Kearny, Hudson	617,280	82	0	617,362
Du Pont Chambers Works	Deepwater, Salem	520,216	12,604	27,821	560,641
Permacel	North Brunswick, Middlesex	496,173	0	0	496,173
Penick Corp.	Newark, Essex	472,666	0	0	472,666
American National Can Co.	Edison, Middlesex	456,458	0	0	456,458
Exxon Refining & Marketing	Linden, Union	411,129	12,790	0	423,919
Ford Motor Co.	Edison, Middlesex	414,865	0	0	414,865
Peerless Tube Co.	Bloomfield, Essex	405,754	0	0	405,754

For More Information. . .

State Contact:
(609) 984-3219
Andrew Opperman
Fax (609) 633-7031

EPA Regional Contact:
(908) 906-6890
Nora Lopez
Fax (908) 321-6788

To obtain TRI data use assistance, call TRI User Support Service (TRI-US):
(202) 260-1531
Fax (202) 260-4659

1992 TOXICS RELEASE INVENTORY

NEW MEXICO

Population	1,582,000
Total Facilities	44
Total Forms	156
National Rank for Total Releases	32
National Rank for Air/Water/Land Releases	32
Transfers into State	
Rank	46
Pounds	37,550
Transfers Out of State	
Rank	46
Pounds	602,687



Reported Releases and Waste Management Activities

	(pounds)
On-site Releases	20,369,370
Air Emissions	1,973,690
Surface Water Discharges	6
Underground Injection	0
Releases to Land	18,395,674
On-site Waste Management	63,188,105
Recycling	41,579,949
Energy Recovery	18,898,350
Treatment	2,709,806
Off-site Transfers for Further Waste Management	854,170
Recycling	313,771
Energy Recovery	227,060
Treatment	75,712
Publicly Owned Treatment Works (POTWs)	213,548
Disposal	23,729
Other Off-site Transfers	350

Top Five Chemicals for Total Releases

Chemical	Air Emissions Pounds	Surface Water Discharges Pounds	Under-ground Injection Pounds	Releases to Land Pounds	Total Releases Pounds
Copper compounds	282,896	0	0	17,488,016	17,770,912
Barium compounds	250	0	0	895,763	896,013
Sulfuric acid	607,687	0	0	5	607,692
Toluene	200,321	0	0	1,050	201,371
Xylene (mixed isomers)	121,447	0	0	1,200	122,647

Top Five Chemicals for Air/Water/Land Releases

Chemical	Air Emissions Pounds	Surface Water Discharges Pounds	Releases to Land Pounds	Total Releases Pounds
Copper compounds	282,896	0	17,488,016	17,770,912
Barium compounds	250	0	895,763	896,013
Sulfuric acid	607,687	0	5	607,692
Toluene	200,321	0	1,050	201,371
Xylene (mixed isomers)	121,447	0	1,200	122,647

1992 TOXICS RELEASE INVENTORY

NEW MEXICO

Top Ten Facilities for Total Releases

Facility	City, County	Air Emissions Pounds	Surface Water Discharges Pounds	Underground Injection Pounds	Releases to Land Pounds	Total Releases Pounds
Phelps Dodge Mining Co.	Playas, Hidalgo	634,076	0	0	11,158,279	11,792,355
Chino Mines Co.	Hurley, Grant	253,332	0	0	7,225,500	7,478,832
Giant Refining Co.	Jamestown, Mc Kinley	132,409	0	0	7,360	139,769
Navajo Refining Co.	Artesia, Eddy	130,355	0	0	1,250	131,605
Bloomfield Refining Co. Inc.	Bloomfield, San Juan	109,885	0	0	1,755	111,640
Ethicon Inc.	Albuquerque, Bernalillo	109,210	0	0	0	109,210
Intel Corp.	Rio Rancho, Sandoval	92,530	0	0	0	92,530
General Electric Co.	Albuquerque, Bernalillo	78,794	6	0	0	78,800
Honeywell Inc.	Albuquerque, Bernalillo	62,320	0	0	0	62,320
Medite	Las Vegas, San Miguel	60,503	0	0	0	60,503

Top Ten Facilities for Air/Water/Land Releases

Facility	City, County	Air Emissions Pounds	Surface Water Discharges Pounds	Releases to Land Pounds	Air/Water/Land Releases Pounds
Phelps Dodge Mining Co.	Playas, Hidalgo	634,076	0	11,158,279	11,792,355
Chino Mines Co.	Hurley, Grant	253,332	0	7,225,500	7,478,832
Giant Refining Co.	Jamestown, Mc Kinley	132,409	0	7,360	139,769
Navajo Refining Co.	Artesia, Eddy	130,355	0	1,250	131,605
Bloomfield Refining Co. Inc.	Bloomfield, San Juan	109,885	0	1,755	111,640
Ethicon Inc.	Albuquerque, Bernalillo	109,210	0	0	109,210
Intel Corp.	Rio Rancho, Sandoval	92,530	0	0	92,530
General Electric Co.	Albuquerque, Bernalillo	78,794	6	0	78,800
Honeywell Inc.	Albuquerque, Bernalillo	62,320	0	0	62,320
Medite	Las Vegas, San Miguel	60,503	0	0	60,503

For More Information. . .

State Contact:
(505) 827-9223
Max Johnson
Fax (505) 827-3456

EPA Regional Contact:
(214) 655-7574
Warren Layne
Fax (214) 655-2164

To obtain TRI data use assistance, call TRI User Support Service (TRI-US):
(202) 260-1531 Fax (202) 260-4659

1992 TOXICS RELEASE INVENTORY

NEW YORK

Population	18,109,000
Total Facilities	907
Total Forms	2,741
National Rank for Total Releases	19
National Rank for Air/Water/Land Releases	17
Transfers into State	
Rank	16
Pounds	35,779,770
Transfers Out of State	
Rank	13
Pounds	54,214,721

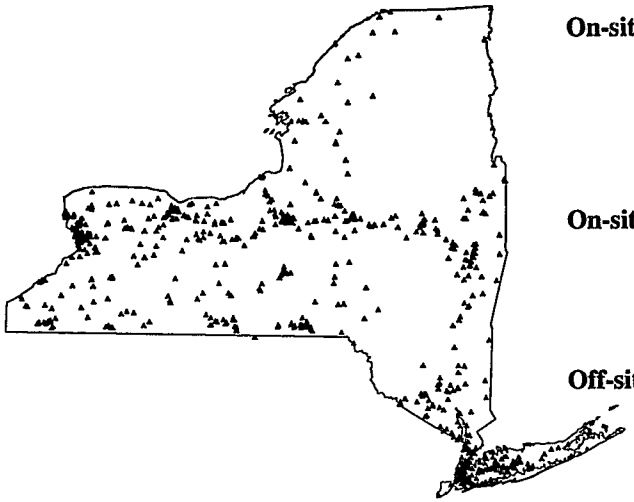

Reported Releases and Waste Management Activities

(pounds)

On-site Releases	58,643,927
Air Emissions	55,289,105
Surface Water Discharges	1,779,412
Underground Injection	0
Releases to Land	1,575,410
On-site Waste Management	788,709,694
Recycling	537,230,073
Energy Recovery	18,387,095
Treatment	233,092,526
Off-site Transfers for Further Waste Management	88,085,304
Recycling	54,187,040
Energy Recovery	10,281,862
Treatment	8,704,889
Publicly Owned Treatment Works (POTWs)	9,168,633
Disposal	5,486,109
Other Off-site Transfers	256,771

Top Five Chemicals for Total Releases

Chemical	Air Emissions Pounds	Surface Water Discharges Pounds	Under-ground Injection Pounds	Releases to Land Pounds	Total Releases Pounds
Hydrochloric acid	9,309,901	1,052	0	8,251	9,319,204
Dichloromethane	6,194,521	7,885	0	70	6,202,476
Toluene	6,033,132	4,792	0	15,917	6,053,841
Methanol	5,688,179	188,095	0	2,715	5,878,989
Acetone	5,443,084	133,160	0	61	5,576,305

Top Five Chemicals for Air/Water/Land Releases

Chemical	Air Emissions Pounds	Surface Water Discharges Pounds	Releases to Land Pounds	Total Releases Pounds
Hydrochloric acid	9,309,901	1,052	8,251	9,319,204
Dichloromethane	6,194,521	7,885	70	6,202,476
Toluene	6,033,132	4,792	15,917	6,053,841
Methanol	5,688,179	188,095	2,715	5,878,989
Acetone	5,443,084	133,160	61	5,576,305

1992 TOXICS RELEASE INVENTORY

NEW YORK

Top Ten Facilities for Total Releases

Facility	City, County	Air Emissions Pounds	Surface Water Discharges Pounds	Underground Injection Pounds	Releases to Land Pounds	Total Releases Pounds
Eastman Kodak Co.	Rochester, Monroe	13,064,963	739,782	0	1,588	13,806,333
Occidental Chemical Corp.	Niagara Falls, Niagara	4,705,643	0	0	0	4,705,643
Bristol-Myers Squibb Co.	Syracuse, Onondaga	3,427,497	11,160	0	0	3,438,657
General Electric Co.	Waterford, Saratoga	292,007	101,673	0	1,311,413	1,705,093
Corning Inc.	Canton, St Lawrence	1,364,900	0	0	0	1,364,900
General Motors Corp.	Lockport, Niagara	784,790	71,900	0	0	856,690
Niacet Corp.	Niagara Falls, Niagara	844,407	0	0	0	844,407
Metal Container Corp.	New Windsor, Orange	840,500	0	0	0	840,500
3M Consumer Specialties Div.	Tonawanda, Erie	747,000	0	0	0	747,000
Pajco Products Inc.	Lowville, Lewis	736,465	0	0	0	736,465

Top Ten Facilities for Air/Water/Land Releases

Facility	City, County	Air Emissions Pounds	Surface Water Discharges Pounds	Releases to Land Pounds	Air/Water/Land Releases Pounds
Eastman Kodak Co.	Rochester, Monroe	13,064,963	739,782	1,588	13,806,333
Occidental Chemical Corp.	Niagara Falls, Niagara	4,705,643	0	0	4,705,643
Bristol-Myers Squibb Co.	Syracuse, Onondaga	3,427,497	11,160	0	3,438,657
General Electric Co.	Waterford, Saratoga	292,007	101,673	1,311,413	1,705,093
Corning Inc.	Canton, St Lawrence	1,364,900	0	0	1,364,900
General Motors Corp.	Lockport, Niagara	784,790	71,900	0	856,690
Niacet Corp.	Niagara Falls, Niagara	844,407	0	0	844,407
Metal Container Corp.	New Windsor, Orange	840,500	0	0	840,500
3M Consumer Specialties Div.	Tonawanda, Erie	747,000	0	0	747,000
Pajco Products Inc.	Lowville, Lewis	736,465	0	0	736,465

For More Information. . .

State Contact:
(518) 457-4107
William Miner
Fax (518) 457-4332

EPA Regional Contact:
(908) 906-6890
Nora Lopez
Fax (908) 321-6788

To obtain TRI data use assistance, call TRI User Support Service (TRI-US):
(202) 260-1531 Fax (202) 260-4659

1992 TOXICS RELEASE INVENTORY

NORTH CAROLINA

Population	6,836,000
Total Facilities	978
Total Forms	2,970
National Rank for Total Releases	9
National Rank for Air/Water/Land Releases	7
Transfers into State	
Rank	25
Pounds	16,228,685
Transfers Out of State	
Rank	7
Pounds	98,548,829

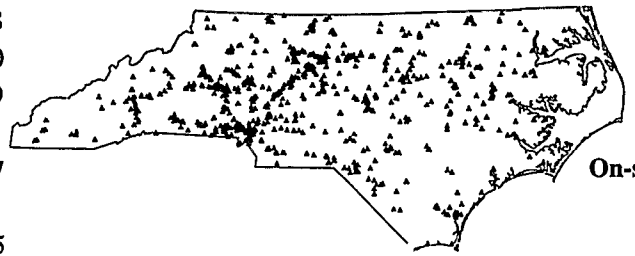

Reported Releases and Waste Management Activities

(pounds)

On-site Releases	103,583,825
Air Emissions	82,083,667
Surface Water Discharges	750,668
Underground Injection	0
Releases to Land	20,749,490
On-site Waste Management	666,649,096
Recycling	186,728,290
Energy Recovery	23,379,714
Treatment	456,541,092
Off-site Transfers for Further Waste Management	136,024,520
Recycling	109,655,255
Energy Recovery	10,527,347
Treatment	6,195,335
Publicly Owned Treatment Works (POTWs)	4,237,959
Disposal	4,630,110
Other Off-site Transfers	778,514

Top Five Chemicals for Total Releases

Chemical	Air Emissions Pounds	Surface Water Discharges Pounds	Under-ground Injection Pounds	Releases to Land Pounds	Total Releases Pounds
Methanol	19,548,990	110,913	0	17,541	19,677,444
Phosphoric acid	14,147	250	0	12,039,250	12,053,647
Toluene	11,532,035	20	0	6	11,532,061
Chromium compounds	12,710	10,115	0	8,442,932	8,465,757
Acetone	6,018,189	28,805	0	16,541	6,063,535

Top Five Chemicals for Air/Water/Land Releases

Chemical	Air Emissions Pounds	Surface Water Discharges Pounds	Releases to Land Pounds	Total Releases Pounds
Methanol	19,548,990	110,913	17,541	19,677,444
Phosphoric acid	14,147	250	12,039,250	12,053,647
Toluene	11,532,035	20	6	11,532,061
Chromium compounds	12,710	10,115	8,442,932	8,465,757
Acetone	6,018,189	28,805	16,541	6,063,535

1992 TOXICS RELEASE INVENTORY

NORTH CAROLINA

Top Ten Facilities for Total Releases

Facility	City, County	Air Emissions Pounds	Surface Water Discharges Pounds	Underground Injection Pounds	Releases to Land Pounds	Total Releases Pounds
Texasgulf Inc.	Aurora, Beaufort	2,353,510	46,900	0	12,040,250	14,440,660
Occidental Chemical Corp.	Castle Hayne, New Hanover	11,129	37	0	8,400,762	8,411,928
Du Pont Cape Fear Plant	Leland, Brunswick	4,362,615	19,860	0	40,641	4,423,116
Champion International Corp.	Canton, Haywood	3,619,706	175,200	0	0	3,794,906
Cape Ind.	Wilmington, New Hanover	3,699,167	33,870	0	26,901	3,759,938
Federal Paper Board Co. Inc.	Riegelwood, Columbus	3,618,490	20,502	0	42,000	3,680,992
Weyerhaeuser Co.	Plymouth, Martin	2,292,165	18,650	0	0	2,310,815
Hickory Springs Mfg. Co.	Conover, Catawba	1,361,607	0	0	0	1,361,607
Borden Packaging & Industrial	Fayetteville, Cumberland	1,324,215	0	0	700	1,324,915
Weyerhaeuser Paper Co.	Vanceboro, Craven	1,226,185	10,050	0	1,255	1,237,490

Top Ten Facilities for Air/Water/Land Releases

Facility	City, County	Air Emissions Pounds	Surface Water Discharges Pounds	Releases to Land Pounds	Air/Water/Land Releases Pounds
Texasgulf Inc.	Aurora, Beaufort	2,353,510	46,900	12,040,250	14,440,660
Occidental Chemical Corp.	Castle Hayne, New Hanover	11,129	37	8,400,762	8,411,928
Du Pont Cape Fear Plant	Leland, Brunswick	4,362,615	19,860	40,641	4,423,116
Champion International Corp.	Canton, Haywood	3,619,706	175,200	0	3,794,906
Cape Ind.	Wilmington, New Hanover	3,699,167	33,870	26,901	3,759,938
Federal Paper Board Co. Inc.	Riegelwood, Columbus	3,618,490	20,502	42,000	3,680,992
Weyerhaeuser Co.	Plymouth, Martin	2,292,165	18,650	0	2,310,815
Hickory Springs Mfg. Co.	Conover, Catawba	1,361,607	0	0	1,361,607
Borden Packaging & Industrial	Fayetteville, Cumberland	1,324,215	0	700	1,324,915
Weyerhaeuser Paper Co.	Vanceboro, Craven	1,226,185	10,050	1,255	1,237,490

For More Information. . .

State Contact: (919) 733-3865 — Emily Kilpatrick, Fax (919) 733-6327

EPA Regional Contact: (404) 347-1033 — Carlton D. Hailey, Fax (404) 347-1681

To obtain TRI data use assistance, call TRI User Support Service (TRI-US): (202) 260-1531 Fax (202) 260-4659

1992 TOXICS RELEASE INVENTORY

NORTH DAKOTA

Population	634,000
Total Facilities	36
Total Forms	97
National Rank for Total Releases	49
National Rank for Air/Water/Land Releases	49
Transfers into State	
Rank	45
Pounds	104,951
Transfers Out of State	
Rank	50
Pounds	155,469

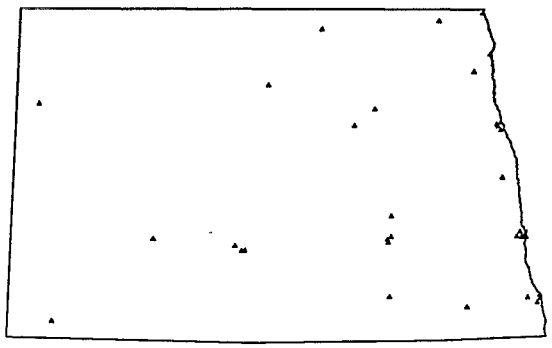

Reported Releases and Waste Management Activities

	(pounds)
On-site Releases	1,904,146
Air Emissions	1,755,365
Surface Water Discharges	118,022
Underground Injection	0
Releases to Land	30,759
On-site Waste Management	2,280,598
Recycling	35,769
Energy Recovery	0
Treatment	2,244,829
Off-site Transfers for Further Waste Management	490,765
Recycling	114,470
Energy Recovery	60,934
Treatment	83,096
Publicly Owned Treatment Works (POTWs)	191,497
Disposal	40,768
Other Off-site Transfers	0

Top Five Chemicals for Total Releases

Chemical	Air Emissions Pounds	Surface Water Discharges Pounds	Under-ground Injection Pounds	Releases to Land Pounds	Total Releases Pounds
Ammonia	708,359	117,751	0	0	826,110
Methyl ethyl ketone	230,465	0	0	0	230,465
Xylene (mixed isomers)	196,794	0	0	3	196,797
Toluene	110,978	0	0	2	110,980
1,1,1-Trichloroethane	107,853	0	0	0	107,853

Top Five Chemicals for Air/Water/Land Releases

Chemical	Air Emissions Pounds	Surface Water Discharges Pounds	Releases to Land Pounds	Total Releases Pounds
Ammonia	708,359	117,751	0	826,110
Methyl ethyl ketone	230,465	0	0	230,465
Xylene (mixed isomers)	196,794	0	3	196,797
Toluene	110,978	0	2	110,980
1,1,1-Trichloroethane	107,853	0	0	107,853

1992 TOXICS RELEASE INVENTORY

NORTH DAKOTA

Top Ten Facilities for Total Releases

Facility	City, County	Air Emissions Pounds	Surface Water Discharges Pounds	Underground Injection Pounds	Releases to Land Pounds	Total Releases Pounds
Minn-Dak Farmers Cooperative	Wahpeton, Richland	516,260	47,951	0	0	564,211
Amoco Oil Co.	Mandan, Morton	375,121	2,800	0	30,009	407,930
Sioux Mfg. Corp.	Fort Totten, Benson	228,805	0	0	0	228,805
American Crystal Sugar Co.	Drayton, Pembina	101,150	67,000	0	0	168,150
American Crystal Sugar Co.	Hillsboro, Traill	91,250	0	0	0	91,250
Melroe Co.	Gwinner, Sargent	78,060	0	0	0	78,060
Hutchinson Wil-Rich Mfg. Co.	Wahpeton, Richland	50,315	0	0	0	50,315
Lucas Western Inc.	Jamestown, Stutsman	46,250	0	0	0	46,250
3M Co.	Wahpeton, Richland	43,000	0	0	0	43,000
Steiger Tractor Inc.	Fargo, Cass	27,926	11	0	0	27,937

Top Ten Facilities for Air/Water/Land Releases

Facility	City, County	Air Emissions Pounds	Surface Water Discharges Pounds	Releases to Land Pounds	Air/Water/Land Releases Pounds
Minn-Dak Farmers Cooperative	Wahpeton, Richland	516,260	47,951	0	564,211
Amoco Oil Co.	Mandan, Morton	375,121	2,800	30,009	407,930
Sioux Mfg. Corp.	Fort Totten, Benson	228,805	0	0	228,805
American Crystal Sugar Co.	Drayton, Pembina	101,150	67,000	0	168,150
American Crystal Sugar Co.	Hillsboro, Traill	91,250	0	0	91,250
Melroe Co.	Gwinner, Sargent	78,060	0	0	78,060
Hutchinson Wil-Rich Mfg. Co.	Wahpeton, Richland	50,315	0	0	50,315
Lucas Western Inc.	Jamestown, Stutsman	46,250	0	0	46,250
3M Co.	Wahpeton, Richland	43,000	0	0	43,000
Steiger Tractor Inc.	Fargo, Cass	27,926	11	0	27,937

For More Information. . .

State Contact: (701) 224-2111 — Robert W. Johnston, Fax (701) 224-2119

EPA Regional Contact: (303) 293-1735 — Kathie Atencio, Fax (303) 293-1229

To obtain TRI data use assistance, call TRI User Support Service (TRI-US): (202) 260-1531 Fax (202) 260-4659

1992 TOXICS RELEASE INVENTORY

OHIO

Population	11,021,000
Total Facilities	1,679
Total Forms	6,070
National Rank for Total Releases	4
National Rank for Air/Water/Land Releases	5
Transfers into State	
Rank	5
Pounds	162,956,919
Transfers Out of State	
Rank	3
Pounds	141,750,410

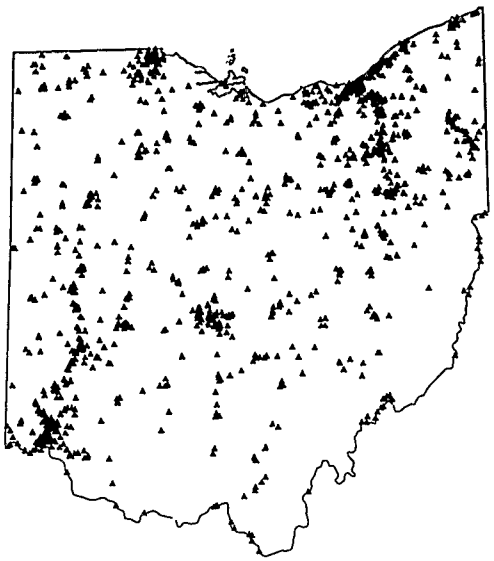

Reported Releases and Waste Management Activities

(pounds)

On-site Releases	143,810,210
Air Emissions	90,701,623
Surface Water Discharges	4,774,674
Underground Injection	25,090,607
Releases to Land	23,243,306
On-site Waste Management	1,285,949,569
Recycling	678,446,128
Energy Recovery	111,295,502
Treatment	496,207,939
Off-site Transfers for Further Waste Management	306,621,558
Recycling	187,635,645
Energy Recovery	37,352,001
Treatment	31,058,073
Publicly Owned Treatment Works (POTWs)	20,745,800
Disposal	28,139,365
Other Off-site Transfers	1,690,674

Top Five Chemicals for Total Releases

Chemical	Air Emissions Pounds	Surface Water Discharges Pounds	Under-ground Injection Pounds	Releases to Land Pounds	Total Releases Pounds
Ammonia	11,716,241	3,966,265	15,338,000	63,660	31,084,166
Manganese compounds	643,446	135,393	16,000	13,042,244	13,837,083
Xylene (mixed isomers)	9,421,270	57	0	826	9,422,153
Toluene	8,990,573	300	2,100	30	8,993,003
1,1,1-Trichloroethane	7,910,098	27	0	3,621	7,913,746

Top Five Chemicals for Air/Water/Land Releases

Chemical	Air Emissions Pounds	Surface Water Discharges Pounds	Releases to Land Pounds	Total Releases Pounds
Ammonia	11,716,241	3,966,265	63,660	15,746,166
Manganese compounds	643,446	135,393	13,042,244	13,821,083
Xylene (mixed isomers)	9,421,270	57	826	9,422,153
Toluene	8,990,573	300	30	8,990,903
1,1,1-Trichloroethane	7,910,098	27	3,621	7,913,746

Top Ten Facilities for Total Releases

Facility	City, County	Air Emissions Pounds	Surface Water Discharges Pounds	Underground Injection Pounds	Releases to Land Pounds	Total Releases Pounds
BP Chemicals Inc.	Lima, Allen	2,866,305	62,860	20,363,250	0	23,292,415
Elkem Metals Co.	Marietta, Washington	4,029,632	3,033,700	0	9,449,000	16,512,332
Armco Steel Co. L.P.	Middletown, Butler	682,720	81,671	2,700,000	1,635,730	5,100,121
Honda of America Mfg. Inc.	Marysville, Union	3,593,872	0	0	0	3,593,872
General Motors Corp.	Defiance, Defiance	545,506	27,530	0	2,896,705	3,469,741
Wheeling-Pittsburgh Steel Corp.	Mingo Junction, Jefferson	37,632	39,460	0	3,369,600	3,446,692
Aristech Chemical Corp.	Haverhill, Scioto	1,432,503	64	1,984,103	0	3,416,670
LTV Steel Co. Inc.	Cleveland, Cuyahoga	372,400	274,974	0	2,128,000	2,775,374
Mead Corp.	Chillicothe, Ross	2,252,110	20,250	0	0	2,272,360
General Motors Corp.	Moraine, Montgomery	1,555,825	0	0	0	1,555,825

Top Ten Facilities for Air/Water/Land Releases

Facility	City, County	Air Emissions Pounds	Surface Water Discharges Pounds	Releases to Land Pounds	Air/Water/Land Releases Pounds
Elkem Metals Co.	Marietta, Washington	4,029,632	3,033,700	9,449,000	16,512,332
Honda of America Mfg. Inc.	Marysville, Union	3,593,872	0	0	3,593,872
General Motors Corp.	Defiance, Defiance	545,506	27,530	2,896,705	3,469,741
Wheeling-Pittsburgh Steel Corp.	Mingo Junction, Jefferson	37,632	39,460	3,369,600	3,446,692
BP Chemicals Inc.	Lima, Allen	2,866,305	62,860	0	2,929,165
LTV Steel Co. Inc.	Cleveland, Cuyahoga	372,400	274,974	2,128,000	2,775,374
Armco Steel Co. L.P.	Middletown, Butler	682,720	81,671	1,635,730	2,400,121
Mead Corp.	Chillicothe, Ross	2,252,110	20,250	0	2,272,360
General Motors Corp.	Moraine, Montgomery	1,555,825	0	0	1,555,825
O. M. Scott & Sons Co.	Marysville, Union	1,500,250	0	0	1,500,250

For More Information. . .

State Contact: Cindy DeWulf
(614) 644-3604 Fax (614) 644-3681

EPA Regional Contact: Selma Codina
(312) 886-6219 Fax (312) 353-4342

To obtain TRI data use assistance, call TRI User Support Service (TRI-US):
(202) 260-1531 Fax (202) 260-4659

1992 TOXICS RELEASE INVENTORY

OKLAHOMA

Population	3,205,000
Total Facilities	260
Total Forms	858
National Rank for Total Releases	28
National Rank for Air/Water/Land Releases	29
Transfers into State	
Rank	33
Pounds	4,617,481
Transfers Out of State	
Rank	33
Pounds	15,245,204

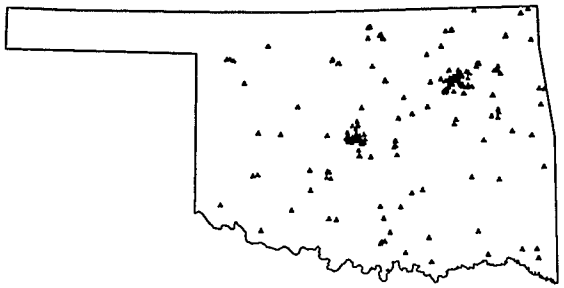

Reported Releases and Waste Management Activities

(pounds)

On-site Releases	28,172,437
Air Emissions	24,203,198
Surface Water Discharges	1,075,537
Underground Injection	2,029,508
Releases to Land	864,194
On-site Waste Management	107,443,093
Recycling	25,753,108
Energy Recovery	21,108,693
Treatment	60,581,292
Off-site Transfers for Further Waste Management	23,546,210
Recycling	13,546,881
Energy Recovery	1,241,820
Treatment	1,404,342
Publicly Owned Treatment Works (POTWs)	183,932
Disposal	7,162,410
Other Off-site Transfers	6,825

Top Five Chemicals for Total Releases

Chemical	Air Emissions Pounds	Surface Water Discharges Pounds	Under-ground Injection Pounds	Releases to Land Pounds	Total Releases Pounds
Ammonia	7,617,357	704,833	275,430	585,047	9,182,667
Methyl ethyl ketone	2,312,105	44	0	0	2,312,149
Ammonium nitrate (solution)	255,205	213,250	1,729,740	500	2,198,695
Toluene	2,051,614	87	750	255	2,052,706
Methanol	1,619,117	3,701	0	500	1,623,318

Top Five Chemicals for Air/Water/Land Releases

Chemical	Air Emissions Pounds	Surface Water Discharges Pounds	Releases to Land Pounds	Total Releases Pounds
Ammonia	7,617,357	704,833	585,047	8,907,237
Methyl ethyl ketone	2,312,105	44	0	2,312,149
Toluene	2,051,614	87	255	2,051,956
Methanol	1,619,117	3,701	500	1,623,318
Xylene (mixed isomers)	1,407,072	74	1,406	1,408,552

1992 TOXICS RELEASE INVENTORY

OKLAHOMA

Top Ten Facilities for Total Releases

Facility	City, County	Air Emissions Pounds	Surface Water Discharges Pounds	Underground Injection Pounds	Releases to Land Pounds	Total Releases Pounds
Farmland Ind. Inc.	Enid, Garfield	4,583,260	23,960	0	755	4,607,975
Agricultural Minerals Ltd.	Verdigris, Rogers	1,304,000	226,386	1,138,000	1,750	2,670,136
Terra International Inc.	Woodward, Woodward	2,464,965	22,350	0	0	2,487,315
Sun Refining & Marketing Co.	Tulsa, Tulsa	2,316,283	3,134	0	620	2,320,037
Wil-Gro Fertilizer Inc.	Pryor, Mayes	709,700	593,030	823,270	0	2,126,000
Tinker Air Force Base	Oklahoma City, Oklahoma	1,615,457	277	0	890	1,616,624
Imco Recycling Inc.	Sapulpa, Creek	34,239	0	43,900	768,125	846,264
General Motors Corp.	Oklahoma City, Oklahoma	734,223	0	0	0	734,223
Petrolite	Barnsdall, Osage	727,800	0	750	0	728,550
Witco Corp.	Ponca City, Kay	714,162	0	0	0	714,162

Top Ten Facilities for Air/Water/Land Releases

Facility	City, County	Air Emissions Pounds	Surface Water Discharges Pounds	Releases to Land Pounds	Air/Water/Land Releases Pounds
Farmland Ind. Inc.	Enid, Garfield	4,583,260	23,960	755	4,607,975
Terra International Inc.	Woodward, Woodward	2,464,965	22,350	0	2,487,315
Sun Refining & Marketing Co.	Tulsa, Tulsa	2,316,283	3,134	620	2,320,037
Tinker Air Force Base	Oklahoma City, Oklahoma	1,615,457	277	890	1,616,624
Agricultural Minerals Ltd.	Verdigris, Rogers	1,304,000	226,386	1,750	1,532,136
Wil-Gro Fertilizer Inc.	Pryor, Mayes	709,700	593,030	0	1,302,730
Imco Recycling Inc.	Sapulpa, Creek	34,239	0	768,125	802,364
General Motors Corp.	Oklahoma City, Oklahoma	734,223	0	0	734,223
Petrolite	Barnsdall, Osage	727,800	0	0	727,800
Witco Corp.	Ponca City, Kay	714,162	0	0	714,162

For More Information. . .

State Contact:
(405) 271-8062
Monty Elder
Fax (405) 271-7339

EPA Regional Contact:
(214) 655-7574
Warren Layne
Fax (214) 655-2164

To obtain TRI data use assistance, call TRI User Support Service (TRI-US):
(202) 260-1531
Fax (202) 260-4659

1992 TOXICS RELEASE INVENTORY

OREGON

Population	2,972,000
Total Facilities	251
Total Forms	782
National Rank for Total Releases	33
National Rank for Air/Water/Land Releases	33
Transfers into State	
Rank	41
Pounds	1,040,848
Transfers Out of State	
Rank	34
Pounds	12,883,291

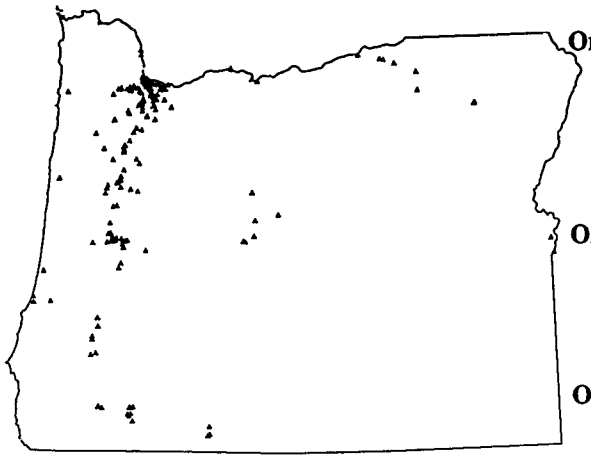

Reported Releases and Waste Management Activities

(pounds)

On-site Releases	19,652,985
Air Emissions	16,386,068
Surface Water Discharges	507,540
Underground Injection	0
Releases to Land	2,759,377
On-site Waste Management	140,794,517
Recycling	45,085,399
Energy Recovery	16,094,968
Treatment	79,614,150
Off-site Transfers for Further Waste Management	21,357,175
Recycling	12,604,632
Energy Recovery	589,211
Treatment	764,380
Publicly Owned Treatment Works (POTWs)	4,275,478
Disposal	3,118,674
Other Off-site Transfers	4,800

Top Five Chemicals for Total Releases

Chemical	Air Emissions Pounds	Surface Water Discharges Pounds	Under-ground Injection Pounds	Releases to Land Pounds	Total Releases Pounds
Methanol	5,181,975	64,585	0	15,430	5,261,990
Nickel	21,542	326	0	2,077,424	2,099,292
Ammonia	1,452,734	303,355	0	307,906	2,063,995
Acetone	1,752,557	14,125	0	937	1,767,619
Toluene	1,266,129	0	0	0	1,266,129

Top Five Chemicals for Air/Water/Land Releases

Chemical	Air Emissions Pounds	Surface Water Discharges Pounds	Releases to Land Pounds	Total Releases Pounds
Methanol	5,181,975	64,585	15,430	5,261,990
Nickel	21,542	326	2,077,424	2,099,292
Ammonia	1,452,734	303,355	307,906	2,063,995
Acetone	1,752,557	14,125	937	1,767,619
Toluene	1,266,129	0	0	1,266,129

1992 TOXICS RELEASE INVENTORY

OREGON

Top Ten Facilities for Total Releases

Facility	City, County	Air Emissions Pounds	Surface Water Discharges Pounds	Underground Injection Pounds	Releases to Land Pounds	Total Releases Pounds
Glenbrook Nickel Co.	Riddle, Douglas	19,776	306	0	2,066,390	2,086,472
3M Co.	White City, Jackson	1,553,800	0	0	0	1,553,800
Georgia-Pacific Corp.	Toledo, Lincoln	1,123,600	51,500	0	0	1,175,100
Simpson Investment Co.	Portland, Multnomah	1,023,854	0	0	0	1,023,854
Boise Cascade Corp.	Saint Helens, Columbia	882,185	0	0	0	882,185
James River Paper Co. Inc.	Clatskanie, Clatsop	559,022	221,700	0	3,430	784,152
Weyerhaeuser Co.	Springfield, Lane	685,552	15,360	0	0	700,912
Georgia-Pacific Resins Inc.	Albany, Linn	655,240	631	0	0	655,871
Amalgamated Sugar Co.	Nyssa, Malheur	619,176	0	0	7,203	626,379
Pope & Talbot Inc.	Halsey, Linn	481,182	4,731	0	270	486,183

Top Ten Facilities for Air/Water/Land Releases

Facility	City, County	Air Emissions Pounds	Surface Water Discharges Pounds	Releases to Land Pounds	Air/Water/Land Releases Pounds
Glenbrook Nickel Co.	Riddle, Douglas	19,776	306	2,066,390	2,086,472
3M Co.	White City, Jackson	1,553,800	0	0	1,553,800
Georgia-Pacific Corp.	Toledo, Lincoln	1,123,600	51,500	0	1,175,100
Simpson Investment Co.	Portland, Multnomah	1,023,854	0	0	1,023,854
Boise Cascade Corp.	Saint Helens, Columbia	882,185	0	0	882,185
James River Paper Co. Inc.	Clatskanie, Clatsop	559,022	221,700	3,430	784,152
Weyerhaeuser Co.	Springfield, Lane	685,552	15,360	0	700,912
Georgia-Pacific Resins Inc.	Albany, Linn	655,240	631	0	655,871
Amalgamated Sugar Co.	Nyssa, Malheur	619,176	0	7,203	626,379
Pope & Talbot Inc.	Halsey, Linn	481,182	4,731	270	486,183

For More Information. . .

State Contact:
(503) 378-3473 E
Dennis Walthall
Fax (503) 373-1825

EPA Regional Contact:
(206) 553-4016
Phil Wong
Fax (206) 553-8338

To obtain TRI data use assistance, call TRI User Support Service (TRI-US):
(202) 260-1531 Fax (202) 260-4659

1992 TOXICS RELEASE INVENTORY

PENNSYLVANIA

Population	11,995,000
Total Facilities	1,291
Total Forms	4,310
National Rank for Total Releases	18
National Rank for Air/Water/Land Releases	15
Transfers into State	
Rank	1
Pounds	195,032,311
Transfers Out of State	
Rank	9
Pounds	77,576,360

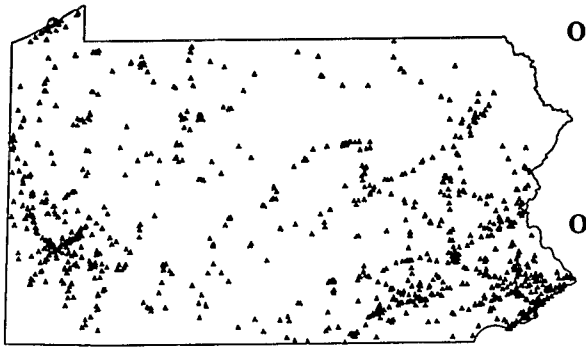

Reported Releases and Waste Management Activities

(pounds)

On-site Releases	67,631,253
Air Emissions	61,484,418
Surface Water Discharges	1,351,030
Underground Injection	250
Releases to Land	4,795,555
On-site Waste Management	880,706,699
Recycling	512,010,749
Energy Recovery	76,621,701
Treatment	292,074,249
Off-site Transfers for Further Waste Management	207,653,991
Recycling	119,900,060
Energy Recovery	18,172,115
Treatment	29,273,713
Publicly Owned Treatment Works (POTWs)	13,205,484
Disposal	23,937,935
Other Off-site Transfers	3,164,684

Top Five Chemicals for Total Releases

Chemical	Air Emissions Pounds	Surface Water Discharges Pounds	Under-ground Injection Pounds	Releases to Land Pounds	Total Releases Pounds
Toluene	9,798,423	11,237	0	1,406	9,811,066
1,1,1-Trichloroethane	5,892,930	1,271	0	3,155	5,897,356
Methyl ethyl ketone	4,638,849	42,183	0	45	4,681,077
Ammonia	3,570,209	737,746	0	67,086	4,375,041
Methanol	3,785,564	46,932	0	327,409	4,159,905

Top Five Chemicals for Air/Water/Land Releases

Chemical	Air Emissions Pounds	Surface Water Discharges Pounds	Releases to Land Pounds	Total Releases Pounds
Toluene	9,798,423	11,237	1,406	9,811,066
1,1,1-Trichloroethane	5,892,930	1,271	3,155	5,897,356
Methyl ethyl ketone	4,638,849	42,183	45	4,681,077
Ammonia	3,570,209	737,746	67,086	4,375,041
Methanol	3,785,564	46,932	327,409	4,159,905

1992 TOXICS RELEASE INVENTORY

PENNSYLVANIA

Top Ten Facilities for Total Releases

Facility	City, County	Air Emissions Pounds	Surface Water Discharges Pounds	Underground Injection Pounds	Releases to Land Pounds	Total Releases Pounds
Zinc Corp. of America	Monaca, Beaver	631,697	1,611	0	1,536,050	2,169,358
P. H. Glatfelter Co.	Spring Grove, York	1,710,655	4,350	0	236,005	1,951,010
Allied Signal Inc.	Philadelphia, Philadelphia	1,797,228	0	0	14,260	1,811,488
Garden State Tanning	Fleetwood, Berks	1,752,923	0	0	0	1,752,923
International Paper Co.	Erie, Erie	1,548,320	11,470	0	2,495	1,562,285
Du Pont Towanda Plant	Towanda, Bradford	1,476,620	0	0	0	1,476,620
Kurz-Hastings Inc.	Philadelphia, Philadelphia	1,405,590	0	0	0	1,405,590
Cabot Corp.	Boyertown, Berks	1,352,430	48,900	0	750	1,402,080
Resilite Sports Prods. Inc.	Northumberland, Northumberland	1,229,721	0	0	0	1,229,721
Franklin Steel Co.	Franklin, Venango	1,183,293	0	0	0	1,183,293

Top Ten Facilities for Air/Water/Land Releases

Facility	City, County	Air Emissions Pounds	Surface Water Discharges Pounds	Releases to Land Pounds	Air/Water/Land Releases Pounds
Zinc Corp. of America	Monaca, Beaver	631,697	1,611	1,536,050	2,169,358
P. H. Glatfelter Co.	Spring Grove, York	1,710,655	4,350	236,005	1,951,010
Allied Signal Inc.	Philadelphia, Philadelphia	1,797,228	0	14,260	1,811,488
Garden State Tanning	Fleetwood, Berks	1,752,923	0	0	1,752,923
International Paper Co.	Erie, Erie	1,548,320	11,470	2,495	1,562,285
Du Pont Towanda Plant	Towanda, Bradford	1,476,620	0	0	1,476,620
Kurz-Hastings Inc.	Philadelphia, Philadelphia	1,405,590	0	0	1,405,590
Cabot Corp.	Boyertown, Berks	1,352,430	48,900	750	1,402,080
Resilite Sports Prods. Inc.	Northumberland, Northumberland	1,229,721	0	0	1,229,721
Franklin Steel Co.	Franklin, Venango	1,183,293	0	0	1,183,293

For More Information. . .

State Contact:
(717) 783-2071
James Tinney
Fax (717) 787-8363

EPA Regional Contact:
(215) 597-3659
Mikal Shabazz
Fax (215) 597-3156

To obtain TRI data use assistance, call TRI User Support Service (TRI-US):
(202) 260-1531
Fax (202) 260-4659

1992 TOXICS RELEASE INVENTORY

PUERTO RICO

Population	3,522,000
Total Facilities	178
Total Forms	566
National Rank for Total Releases	39
National Rank for Air/Water/Land Releases	38
Transfers into State	
Rank	54
Pounds	0
Transfers Out of State	
Rank	40
Pounds	5,610,253

Reported Releases and Waste Management Activities

	(pounds)
On-site Releases	14,403,002
Air Emissions	14,342,495
Surface Water Discharges	45,961
Underground Injection	250
Releases to Land	14,296
On-site Waste Management	96,365,303
Recycling	67,088,981
Energy Recovery	54,507
Treatment	29,221,815
Off-site Transfers for Further Waste Management	30,492,915
Recycling	11,836,770
Energy Recovery	9,262,409
Treatment	4,178,882
Publicly Owned Treatment Works (POTWs)	4,744,380
Disposal	425,286
Other Off-site Transfers	45,188

Top Five Chemicals for Total Releases

Chemical	Air Emissions Pounds	Surface Water Discharges Pounds	Under-ground Injection Pounds	Releases to Land Pounds	Total Releases Pounds
Dichloromethane	4,100,930	0	0	1,800	4,102,730
Acetone	2,480,968	0	0	0	2,480,968
Toluene	2,124,359	12,184	0	2,785	2,139,328
Dichlorodifluoromethane (CFC-12)	800,401	0	0	0	800,401
Freon 113	788,718	0	0	0	788,718

Top Five Chemicals for Air/Water/Land Releases

Chemical	Air Emissions Pounds	Surface Water Discharges Pounds	Releases to Land Pounds	Total Releases Pounds
Dichloromethane	4,100,930	0	1,800	4,102,730
Acetone	2,480,968	0	0	2,480,968
Toluene	2,124,359	12,184	2,785	2,139,328
Dichlorodifluoromethane (CFC-12)	800,401	0	0	800,401
Freon 113	788,718	0	0	788,718

1992 TOXICS RELEASE INVENTORY

PUERTO RICO

Top Ten Facilities for Total Releases

Facility	City, County	Air Emissions Pounds	Surface Water Discharges Pounds	Underground Injection Pounds	Releases to Land Pounds	Total Releases Pounds
Abbott Chemical Inc.	Barceloneta, Barceloneta	2,505,744	0	0	0	2,505,744
Upjohn Mfg. Co.	Barceloneta, Barceloneta	1,969,407	0	0	0	1,969,407
Phillips P. R. Core Inc.	Guayama, Guayama	1,665,548	15,991	0	822	1,682,361
Coatings Inc. & Co.	Bayamon, Bayamon	952,400	0	0	0	952,400
Bristol-Myers Barceloneta Inc.	Barceloneta, Barceloneta	586,855	0	0	0	586,855
Schering-Plough Products Inc.	Las Piedras, Las Piedras	555,000	0	0	0	555,000
Pfizer Pharmaceuticals Inc.	Barceloneta, Barceloneta	531,400	0	0	0	531,400
Outdoor Footwear Co.	Isabela, Isabela	409,468	0	0	0	409,468
Mcgaw of PR Inc.	Sabana Grande, Sabana Grande	345,955	0	0	0	345,955
Merck Sharp & Dohme Quimica	Barceloneta, Barceloneta	345,032	0	0	0	345,032

Top Ten Facilities for Air/Water/Land Releases

Facility	City, County	Air Emissions Pounds	Surface Water Discharges Pounds	Releases to Land Pounds	Air/Water/Land Releases Pounds
Abbott Chemical Inc.	Barceloneta, Barceloneta	2,505,744	0	0	2,505,744
Upjohn Mfg. Co.	Barceloneta, Barceloneta	1,969,407	0	0	1,969,407
Phillips P. R. Core Inc.	Guayama, Guayama	1,665,548	15,991	822	1,682,361
Coatings Inc. & Co.	Bayamon, Bayamon	952,400	0	0	952,400
Bristol-Myers Barceloneta Inc.	Barceloneta, Barceloneta	586,855	0	0	586,855
Schering-Plough Products Inc.	Las Piedras, Las Piedras	555,000	0	0	555,000
Pfizer Pharmaceuticals Inc.	Barceloneta, Barceloneta	531,400	0	0	531,400
Outdoor Footwear Co.	Isabela, Isabela	409,468	0	0	409,468
Mcgaw of PR Inc.	Sabana Grande, Sabana Grande	345,955	0	0	345,955
Merck Sharp & Dohme Quimica	Barceloneta, Barceloneta	345,032	0	0	345,032

For More Information. . .

State Contact:
(809) 766-8056
Genaro Torres
Fax (809) 766-2483

EPA Regional Contact:
(908) 906-6890
Nora Lopez
Fax (908) 321-6788

To obtain TRI data use assistance, call TRI User Support Service (TRI-US):
(202) 260-1531 Fax (202) 260-4659

1992 TOXICS RELEASE INVENTORY

RHODE ISLAND

Population	1,001,000
Total Facilities	169
Total Forms	440
National Rank for Total Releases	47
National Rank for Air/Water/Land Releases	46
Transfers into State	
Rank	38
Pounds	1,980,966
Transfers Out of State	
Rank	35
Pounds	11,371,939

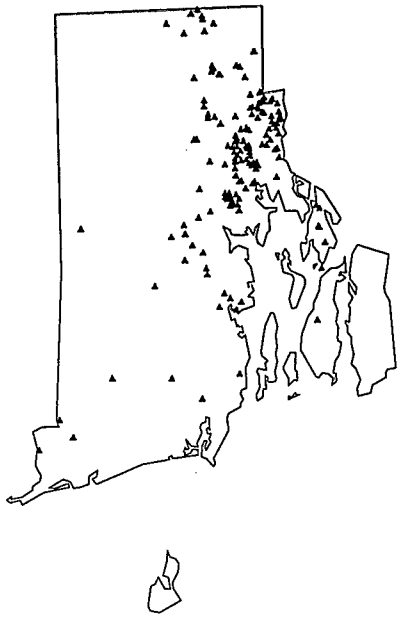

Reported Releases and Waste Management Activities

	(pounds)
On-site Releases	3,452,131
Air Emissions	3,319,452
Surface Water Discharges	115,849
Underground Injection	0
Releases to Land	16,830
On-site Waste Management	28,426,856
Recycling	9,516,459
Energy Recovery	281,411
Treatment	18,628,986
Off-site Transfers for Further Waste Management	14,157,352
Recycling	10,687,202
Energy Recovery	424,267
Treatment	614,488
Publicly Owned Treatment Works (POTWs)	446,844
Disposal	1,972,923
Other Off-site Transfers	11,628

Top Five Chemicals for Total Releases

Chemical	Air Emissions Pounds	Surface Water Discharges Pounds	Under-ground Injection Pounds	Releases to Land Pounds	Total Releases Pounds
Toluene	1,227,395	5	0	0	1,227,400
1,1,1-Trichloroethane	635,770	0	0	9,100	644,870
Acetone	319,498	12,317	0	0	331,815
Methyl ethyl ketone	225,550	0	0	0	225,550
Xylene (mixed isomers)	195,406	0	0	0	195,406

Top Five Chemicals for Air/Water/Land Releases

Chemical	Air Emissions Pounds	Surface Water Discharges Pounds	Releases to Land Pounds	Total Releases Pounds
Toluene	1,227,395	5	0	1,227,400
1,1,1-Trichloroethane	635,770	0	9,100	644,870
Acetone	319,498	12,317	0	331,815
Methyl ethyl ketone	225,550	0	0	225,550
Xylene (mixed isomers)	195,406	0	0	195,406

1992 TOXICS RELEASE INVENTORY

RHODE ISLAND

Top Ten Facilities for Total Releases

Facility	City, County	Air Emissions Pounds	Surface Water Discharges Pounds	Underground Injection Pounds	Releases to Land Pounds	Total Releases Pounds
Quebecor Printing	Providence, Providence	1,144,754	0	0	0	1,144,754
Kenyon Ind. Inc.	Kenyon, Washington	168,204	0	0	0	168,204
Decorative Specialties Intl.	Johnston, Providence	140,852	0	0	0	140,852
GTE Products Corp.	Central Falls, Providence	89,755	35,955	0	4,450	130,160
Stanley-Bostitch Inc.	East Greenwich, Kent	108,645	5	0	0	108,650
Hoechst-Celanese Corp.	Coventry, Kent	43,619	54,354	0	0	97,973
Providence Metallizing Co.	Pawtucket, Providence	89,996	0	0	0	89,996
Elmwood Sensors	Pawtucket, Providence	80,502	0	0	0	80,502
Arlon Inc.	East Providence, Providence	59,480	0	0	0	59,480
Arkwright Inc.	Fiskeville, Kent	58,200	0	0	0	58,200

Top Ten Facilities for Air/Water/Land Releases

Facility	City, County	Air Emissions Pounds	Surface Water Discharges Pounds	Releases to Land Pounds	Air/Water/Land Releases Pounds
Quebecor Printing	Providence, Providence	1,144,754	0	0	1,144,754
Kenyon Ind. Inc.	Kenyon, Washington	168,204	0	0	168,204
Decorative Specialties Intl.	Johnston, Providence	140,852	0	0	140,852
GTE Products Corp.	Central Falls, Providence	89,755	35,955	4,450	130,160
Stanley-Bostitch Inc.	East Greenwich, Kent	108,645	5	0	108,650
Hoechst-Celanese Corp.	Coventry, Kent	43,619	54,354	0	97,973
Providence Metallizing Co.	Pawtucket, Providence	89,996	0	0	89,996
Elmwood Sensors	Pawtucket, Providence	80,502	0	0	80,502
Arlon Inc.	East Providence, Providence	59,480	0	0	59,480
Arkwright Inc.	Fiskeville, Kent	58,200	0	0	58,200

For More Information. . .

State Contact: Martha Delaney Mulcahey
(401) 277-2808 Fax (401) 277-2017

EPA Regional Contact: Dwight Peavey
(617) 565-4502 Fax (617) 565-4939

To obtain TRI data use assistance, call TRI User Support Service (TRI-US):
(202) 260-1531 Fax (202) 260-4659

1992 TOXICS RELEASE INVENTORY

SOUTH CAROLINA

Population	3,603,000
Total Facilities	501
Total Forms	1,904
National Rank for Total Releases	17
National Rank for Air/Water/Land Releases	14
Transfers into State	
Rank	8
Pounds	80,650,664
Transfers Out of State	
Rank	16
Pounds	47,287,774

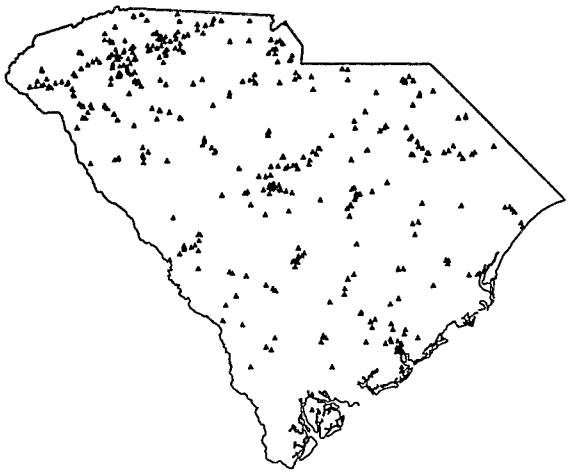

Reported Releases and Waste Management Activities

	(pounds)
On-site Releases	67,924,618
Air Emissions	61,937,430
Surface Water Discharges	1,053,027
Underground Injection	0
Releases to Land	4,934,161
On-site Waste Management	538,694,225
Recycling	301,485,103
Energy Recovery	65,011,780
Treatment	172,197,342
Off-site Transfers for Further Waste Management	98,973,218
Recycling	73,904,607
Energy Recovery	8,477,487
Treatment	6,291,077
Publicly Owned Treatment Works (POTWs)	4,376,717
Disposal	5,500,977
Other Off-site Transfers	422,353

Top Five Chemicals for Total Releases

Chemical	Air Emissions Pounds	Surface Water Discharges Pounds	Under-ground Injection Pounds	Releases to Land Pounds	Total Releases Pounds
Methanol	18,095,270	71,451	0	1,202,352	19,369,073
Toluene	7,054,196	688	0	254	7,055,138
Acetone	5,970,268	61,500	0	11,435	6,043,203
Ammonia	3,857,638	465,072	0	205,194	4,527,904
1,1,1-Trichloroethane	3,425,176	12	0	0	3,425,188

Top Five Chemicals for Air/Water/Land Releases

Chemical	Air Emissions Pounds	Surface Water Discharges Pounds	Releases to Land Pounds	Total Releases Pounds
Methanol	18,095,270	71,451	1,202,352	19,369,073
Toluene	7,054,196	688	254	7,055,138
Acetone	5,970,268	61,500	11,435	6,043,203
Ammonia	3,857,638	465,072	205,194	4,527,904
1,1,1-Trichloroethane	3,425,176	12	0	3,425,188

1992 TOXICS RELEASE INVENTORY

SOUTH CAROLINA

Top Ten Facilities for Total Releases

Facility	City, County	Air Emissions Pounds	Surface Water Discharges Pounds	Underground Injection Pounds	Releases to Land Pounds	Total Releases Pounds
Westvaco Corp.	North Charleston, Charleston	5,342,279	10,901	0	0	5,353,180
Westinghouse Electric Corp.	Hampton, Hampton	4,756,082	38	0	0	4,756,120
Bowater Inc.	Catawba, York	2,638,637	201,605	0	1,108,750	3,948,992
Stone Container Corp.	Florence, Florence	3,035,322	9,390	0	0	3,044,712
Hoechst-Celanese Corp.	Rock Hill, York	2,959,073	5,935	0	0	2,965,008
Anchor Continental Inc.	Columbia, Richland	2,948,702	0	0	0	2,948,702
Carolina Eastman Co.	Columbia, Calhoun	2,769,770	82,156	0	36,227	2,888,153
Nicca USA Inc.	Fountain Inn, Laurens	750	0	0	2,235,040	2,235,790
International Paper	Georgetown, Georgetown	1,990,005	70,150	0	0	2,060,155
Teepak Inc.	Swansea, Calhoun	1,660,000	48,000	0	0	1,708,000

Top Ten Facilities for Air/Water/Land Releases

Facility	City, County	Air Emissions Pounds	Surface Water Discharges Pounds	Releases to Land Pounds	Air/Water/Land Releases Pounds
Westvaco Corp.	North Charleston, Charleston	5,342,279	10,901	0	5,353,180
Westinghouse Electric Corp.	Hampton, Hampton	4,756,082	38	0	4,756,120
Bowater Inc.	Catawba, York	2,638,637	201,605	1,108,750	3,948,992
Stone Container Corp.	Florence, Florence	3,035,322	9,390	0	3,044,712
Hoechst-Celanese Corp.	Rock Hill, York	2,959,073	5,935	0	2,965,008
Anchor Continental Inc.	Columbia, Richland	2,948,702	0	0	2,948,702
Carolina Eastman Co.	Columbia, Calhoun	2,769,770	82,156	36,227	2,888,153
Nicca USA Inc.	Fountain Inn, Laurens	750	0	2,235,040	2,235,790
International Paper	Georgetown, Georgetown	1,990,005	70,150	0	2,060,155
Teepak Inc.	Swansea, Calhoun	1,660,000	48,000	0	1,708,000

For More Information. . .

State Contact: Michael Juras
(803) 935-6336 Fax (803) 935-6322

EPA Regional Contact: Carlton D. Hailey
(404) 347-1033 Fax (404) 347-1681

To obtain TRI data use assistance, call TRI User Support Service (TRI-US):
(202) 260-1531 Fax (202) 260-4659

1992 TOXICS RELEASE INVENTORY

SOUTH DAKOTA

Population	708,000
Total Facilities	56
Total Forms	111
National Rank for Total Releases	48
National Rank for Air/Water/Land Releases	47
Transfers into State	
Rank	47
Pounds	35,667
Transfers Out of State	
Rank	45
Pounds	616,632

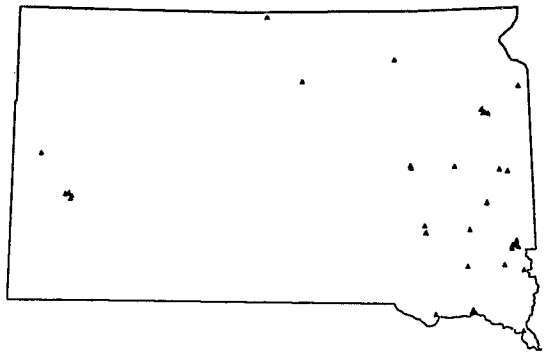

Reported Releases and Waste Management Activities

(pounds)

On-site Releases	2,966,630
Air Emissions	2,909,620
Surface Water Discharges	57,005
Underground Injection	0
Releases to Land	5
On-site Waste Management	37,169,137
Recycling	512,567
Energy Recovery	0
Treatment	36,656,570
Off-site Transfers for Further Waste Management	807,895
Recycling	232,301
Energy Recovery	277,083
Treatment	76,739
Publicly Owned Treatment Works (POTWs)	146,802
Disposal	49,626
Other Off-site Transfers	25,344

Top Five Chemicals for Total Releases

Chemical	Air Emissions Pounds	Surface Water Discharges Pounds	Under-ground Injection Pounds	Releases to Land Pounds	Total Releases Pounds
Xylene (mixed isomers)	845,002	0	0	0	845,002
Toluene	503,297	0	0	0	503,297
Cyclohexane	467,920	0	0	0	467,920
1,1,1-Trichloroethane	244,187	0	0	0	244,187
Methyl ethyl ketone	202,149	0	0	0	202,149

Top Five Chemicals for Air/Water/Land Releases

Chemical	Air Emissions Pounds	Surface Water Discharges Pounds	Releases to Land Pounds	Total Releases Pounds
Xylene (mixed isomers)	845,002	0	0	845,002
Toluene	503,297	0	0	503,297
Cyclohexane	467,920	0	0	467,920
1,1,1-Trichloroethane	244,187	0	0	244,187
Methyl ethyl ketone	202,149	0	0	202,149

1992 TOXICS RELEASE INVENTORY

SOUTH DAKOTA

Top Ten Facilities for Total Releases

Facility	City, County	Air Emissions Pounds	Surface Water Discharges Pounds	Underground Injection Pounds	Releases to Land Pounds	Total Releases Pounds
3M Health Care	Brookings, Brookings	1,438,906	0	0	0	1,438,906
Starmark Inc.	Sioux Falls, Minnehaha	243,000	0	0	0	243,000
Alumax Extrusions Inc.	Yankton, Yankton	199,441	0	0	0	199,441
John Morrell & Co.	Sioux Falls, Minnehaha	114,200	57,000	0	0	171,200
CR Industries	Springfield, Bon Homme	89,680	0	0	0	89,680
Enercept Inc.	Watertown, Codington	67,267	0	0	0	67,267
Trail King Ind. Inc.	Mitchell, Davison	67,175	0	0	0	67,175
Lyle Signs Inc.	De Smet, Kingsbury	59,155	0	0	0	59,155
Merillat Ind. Inc.	Rapid City, Pennington	56,750	0	0	0	56,750
Syncom Tech. Inc.	Mitchell, Davison	52,314	0	0	0	52,314

Top Ten Facilities for Air/Water/Land Releases

Facility	City, County	Air Emissions Pounds	Surface Water Discharges Pounds	Releases to Land Pounds	Air/Water/Land Releases Pounds
3M Health Care	Brookings, Brookings	1,438,906	0	0	1,438,906
Starmark Inc.	Sioux Falls, Minnehaha	243,000	0	0	243,000
Alumax Extrusions Inc.	Yankton, Yankton	199,441	0	0	199,441
John Morrell & Co.	Sioux Falls, Minnehaha	114,200	57,000	0	171,200
CR Industries	Springfield, Bon Homme	89,680	0	0	89,680
Enercept Inc.	Watertown, Codington	67,267	0	0	67,267
Trail King Ind. Inc.	Mitchell, Davison	67,175	0	0	67,175
Lyle Signs Inc.	De Smet, Kingsbury	59,155	0	0	59,155
Merillat Ind. Inc.	Rapid City, Pennington	56,750	0	0	56,750
Syncom Tech. Inc.	Mitchell, Davison	52,314	0	0	52,314

For More Information. . .

State Contact: Lee Ann Smith
(605) 773-3296 Fax (605) 773-6035

EPA Regional Contact: Kathie Atencio
(303) 293-1735 Fax (303) 293-1229

To obtain TRI data use assistance, call TRI User Support Service (TRI-US):
(202) 260-1531 Fax (202) 260-4659

1992 TOXICS RELEASE INVENTORY

TENNESSEE

Population	5,025,000
Total Facilities	667
Total Forms	2,245
National Rank for Total Releases	3
National Rank for Air/Water/Land Releases	3
Transfers into State	
Rank	14
Pounds	51,149,772
Transfers Out of State	
Rank	18
Pounds	42,039,714

Reported Releases and Waste Management Activities

(pounds)

On-site Releases	194,187,237
Air Emissions	127,374,330
Surface Water Discharges	2,625,582
Underground Injection	63,508,375
Releases to Land	678,950
On-site Waste Management	445,886,929
Recycling	177,683,665
Energy Recovery	57,177,550
Treatment	211,025,714
Off-site Transfers for Further Waste Management	104,583,361
Recycling	51,788,406
Energy Recovery	11,918,428
Treatment	2,969,850
Publicly Owned Treatment Works (POTWs)	21,157,009
Disposal	16,704,049
Other Off-site Transfers	45,619

Top Five Chemicals for Total Releases

Chemical	Air Emissions Pounds	Surface Water Discharges Pounds	Under-ground Injection Pounds	Releases to Land Pounds	Total Releases Pounds
Hydrochloric acid	4,397,187	5	47,000,000	500	51,397,692
Acetone	31,616,205	31,759	0	7,927	31,655,891
Carbon disulfide	27,132,000	25,000	0	0	27,157,000
Ammonia	8,794,751	317,952	10,627,775	3,950	19,744,428
Toluene	14,674,282	845	0	28,192	14,703,319

Top Five Chemicals for Air/Water/Land Releases

Chemical	Air Emissions Pounds	Surface Water Discharges Pounds	Releases to Land Pounds	Total Releases Pounds
Acetone	31,616,205	31,759	7,927	31,655,891
Carbon disulfide	27,132,000	25,000	0	27,157,000
Toluene	14,674,282	845	28,192	14,703,319
Ammonia	8,794,751	317,952	3,950	9,116,653
Methanol	8,668,166	27,364	10,098	8,705,628

1992 TOXICS RELEASE INVENTORY

TENNESSEE

Top Ten Facilities for Total Releases

Facility	City, County	Air Emissions Pounds	Surface Water Discharges Pounds	Underground Injection Pounds	Releases to Land Pounds	Total Releases Pounds
Du Pont Johnsonville Plant	New Johnsonville, Humphreys	5,035,600	0	47,000,000	0	52,035,600
Eastman Kodak Co.	Kingsport, Sullivan	31,924,470	301,554	0	196,443	32,422,467
Lenzing Fibers Corp.	Lowland, Hamblen	20,400,765	27,500	0	0	20,428,265
Zeneca Specialties	Mount Pleasant, Maury	182,111	0	16,508,125	0	16,690,236
Arcadian Fertilizer L.P.	Memphis, Shelby	7,604,081	236,465	0	0	7,840,546
Holliston Mills Inc.	Church Hill, Hawkins	4,642,282	1,247	0	234	4,643,763
North American Rayon Corp.	Elizabethton, Carter	3,752,005	131,000	0	100	3,883,105
Nissan Motor Mfg. Corp. USA	Smyrna, Rutherford	2,830,837	0	0	0	2,830,837
Viskase Corp.	Loudon, Loudon	2,146,000	0	0	0	2,146,000
Du Pont	Memphis, Shelby	2,083,091	18,814	0	0	2,101,905

Top Ten Facilities for Air/Water/Land Releases

Facility	City, County	Air Emissions Pounds	Surface Water Discharges Pounds	Releases to Land Pounds	Air/Water/Land Releases Pounds
Eastman Kodak Co.	Kingsport, Sullivan	31,924,470	301,554	196,443	32,422,467
Lenzing Fibers Corp.	Lowland, Hamblen	20,400,765	27,500	0	20,428,265
Arcadian Fertilizer L.P.	Memphis, Shelby	7,604,081	236,465	0	7,840,546
Du Pont Johnsonville Plant	New Johnsonville, Humphreys	5,035,600	0	0	5,035,600
Holliston Mills Inc.	Church Hill, Hawkins	4,642,282	1,247	234	4,643,763
North American Rayon Corp.	Elizabethton, Carter	3,752,005	131,000	100	3,883,105
Nissan Motor Mfg. Corp. USA	Smyrna, Rutherford	2,830,837	0	0	2,830,837
Viskase Corp.	Loudon, Loudon	2,146,000	0	0	2,146,000
Du Pont	Memphis, Shelby	2,083,091	18,814	0	2,101,905
Quebecor Printing Memphis Inc.	Memphis, Shelby	1,957,354	0	0	1,957,354

For More Information. . .

State Contact: Betty Eaves
(615) 741-2986 Fax (615) 242-9635

EPA Regional Contact: Carlton D. Hailey
(404) 347-1033 Fax (404) 347-1681

To obtain TRI data use assistance, call TRI User Support Service (TRI-US):
(202) 260-1531 Fax (202) 260-4659

1992 TOXICS RELEASE INVENTORY

TEXAS

Population	17,683,000
Total Facilities	1,238
Total Forms	5,927
National Rank for Total Releases	2
National Rank for Air/Water/Land Releases	2
Transfers into State	
Rank	10
Pounds	61,055,078
Transfers Out of State	
Rank	4
Pounds	116,938,483

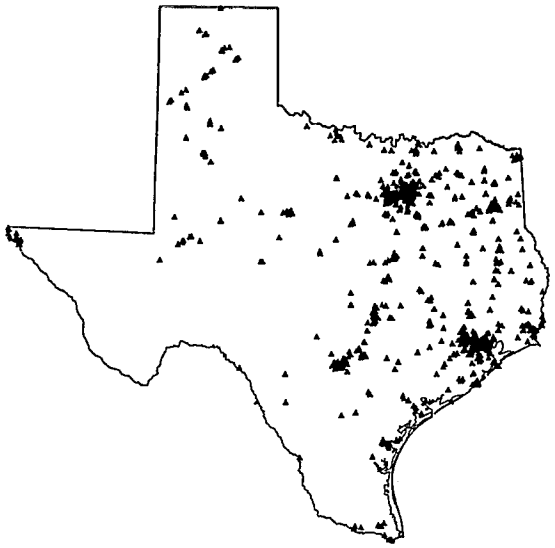

Reported Releases and Waste Management Activities

	(pounds)
On-site Releases	419,562,029
Air Emissions	157,451,610
Surface Water Discharges	16,754,975
Underground Injection	227,453,795
Releases to Land	17,901,649
On-site Waste Management	6,456,291,141
Recycling	4,268,140,060
Energy Recovery	634,996,412
Treatment	1,553,154,669
Off-site Transfers for Further Waste Management	394,721,243
Recycling	210,676,070
Energy Recovery	82,367,924
Treatment	36,734,826
Publicly Owned Treatment Works (POTWs)	32,343,665
Disposal	31,562,033
Other Off-site Transfers	1,036,725

Top Five Chemicals for Total Releases

Chemical	Air Emissions Pounds	Surface Water Discharges Pounds	Under-ground Injection Pounds	Releases to Land Pounds	Total Releases Pounds
Ammonia	10,575,807	2,514,960	138,742,218	695,056	152,528,041
Ethylene	22,124,502	200	0	0	22,124,702
Methanol	9,749,701	124,249	10,020,338	39,284	19,933,572
Nitric acid	159,069	20	17,885,955	91,814	18,136,858
Ammonium nitrate (solution)	3,499	0	17,306,065	0	17,309,564

Top Five Chemicals for Air/Water/Land Releases

Chemical	Air Emissions Pounds	Surface Water Discharges Pounds	Releases to Land Pounds	Total Releases Pounds
Ethylene	22,124,502	200	0	22,124,702
Ammonia	10,575,807	2,514,960	695,056	13,785,823
Propylene	12,925,829	20	0	12,925,849
Phosphoric acid	33,297	12,000,015	70,005	12,103,317
Chromium compounds	69,785	13,441	10,444,416	10,527,642

Top Ten Facilities for Total Releases

Facility	City, County	Air Emissions Pounds	Surface Water Discharges Pounds	Underground Injection Pounds	Releases to Land Pounds	Total Releases Pounds
Monsanto Co.	Alvin, Brazoria	292,128	400	55,343,664	252,000	55,888,192
Du Pont Beaumont Plant	Beaumont, Jefferson	2,781,654	43,938	37,368,768	86	40,194,446
Sterling Chemicals Inc.	Texas City, Galveston	1,242,870	18,005	35,929,070	0	37,189,945
BP Chemicals Inc.	Port Lavaca, Calhoun	69,610	21,590	26,767,584	299	26,859,083
Du Pont	Victoria, Victoria	1,132,279	1,198	22,060,820	21,084	23,215,381
Amoco Oil Co.	Texas City, Galveston	653,139	296,030	11,203,000	4,681,967	16,834,136
Mobil Mining & Minerals Co.	Pasadena, Harris	516,761	13,970,810	0	35,005	14,522,576
American Chrome & Chemicals	Corpus Christi, Nueces	138,310	21,550	0	10,000,000	10,159,860
Dow Chemical Co.	Freeport, Brazoria	8,268,917	457,265	0	111,977	8,838,159
Hoechst-Celanese Chemical	Pasadena, Harris	3,143,860	0	5,363,400	0	8,507,260

Top Ten Facilities for Air/Water/Land Releases

Facility	City, County	Air Emissions Pounds	Surface Water Discharges Pounds	Releases to Land Pounds	Air/Water/Land Releases Pounds
Mobil Mining & Minerals Co.	Pasadena, Harris	516,761	13,970,810	35,005	14,522,576
American Chrome & Chemicals	Corpus Christi, Nueces	138,310	21,550	10,000,000	10,159,860
Dow Chemical Co.	Freeport, Brazoria	8,268,917	457,265	111,977	8,838,159
Amoco Oil Co.	Texas City, Galveston	653,139	296,030	4,681,967	5,631,136
Mobil Oil Beaumont Refinery	Beaumont, Jefferson	4,836,898	0	4,636	4,841,534
Shell Oil Co.	Deer Park, Harris	4,470,687	24,712	295,667	4,791,066
Texas Eastman Co.	Longview, Harrison	4,360,004	19,011	9,100	4,388,115
Union Carbide Chemicals	Texas City, Galveston	4,170,148	0	0	4,170,148
Quantum Chemical Corp.	La Porte, Harris	3,131,348	16,366	254	3,147,968
Hoechst-Celanese Chemical	Pasadena, Harris	3,143,860	0	0	3,143,860

For More Information. . .

State Contact: Becky Kurka
(512) 463-7869 Fax (512) 475-4599

EPA Regional Contact: Warren Layne
(214) 655-7574 Fax (214) 655-2164

To obtain TRI data use assistance, call TRI User Support Service (TRI-US):
(202) 260-1531 Fax (202) 260-4659

1992 TOXICS RELEASE INVENTORY

UTAH

Population	1,811,000
Total Facilities	130
Total Forms	489
National Rank for Total Releases	13
National Rank for Air/Water/Land Releases	9
Transfers into State	
Rank	39
Pounds	1,568,999
Transfers Out of State	
Rank	20
Pounds	31,264,832

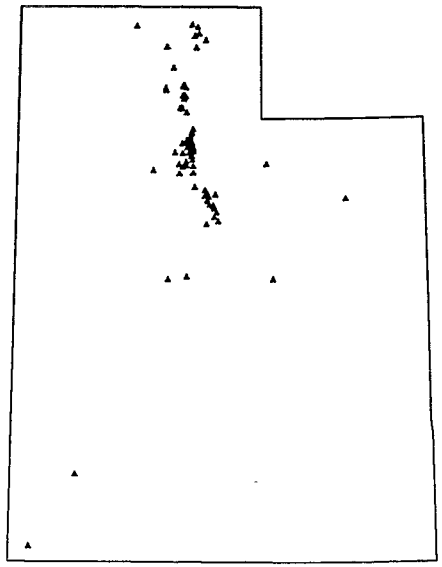

Reported Releases and Waste Management Activities

	(pounds)
On-site Releases	79,206,383
Air Emissions	69,014,631
Surface Water Discharges	103,845
Underground Injection	0
Releases to Land	10,087,907
On-site Waste Management	186,232,779
Recycling	55,718,999
Energy Recovery	24,221
Treatment	130,489,559
Off-site Transfers for Further Waste Management	37,870,273
Recycling	32,283,024
Energy Recovery	329,018
Treatment	397,556
Publicly Owned Treatment Works (POTWs)	613,392
Disposal	4,247,283
Other Off-site Transfers	0

Top Five Chemicals for Total Releases

Chemical	Air Emissions Pounds	Surface Water Discharges Pounds	Under-ground Injection Pounds	Releases to Land Pounds	Total Releases Pounds
Chlorine	57,218,773	0	0	0	57,218,773
Hydrochloric acid	4,575,478	0	0	500	4,575,978
Copper compounds	64,755	750	0	4,000,250	4,065,755
1,1,1-Trichloroethane	2,744,242	0	0	0	2,744,242
Zinc compounds	13,277	1,023	0	1,800,250	1,814,550

Top Five Chemicals for Air/Water/Land Releases

Chemical	Air Emissions Pounds	Surface Water Discharges Pounds	Releases to Land Pounds	Total Releases Pounds
Chlorine	57,218,773	0	0	57,218,773
Hydrochloric acid	4,575,478	0	500	4,575,978
Copper compounds	64,755	750	4,000,250	4,065,755
1,1,1-Trichloroethane	2,744,242	0	0	2,744,242
Zinc compounds	13,277	1,023	1,800,250	1,814,550

1992 TOXICS RELEASE INVENTORY

UTAH

Top Ten Facilities for Total Releases

Facility	City, County	Air Emissions Pounds	Surface Water Discharges Pounds	Underground Injection Pounds	Releases to Land Pounds	Total Releases Pounds
Magnesium Corp. of America	Rowley, Tooele	60,908,063	0	0	0	60,908,063
Kennecott Utah Copper	Magna, Salt Lake	376,855	3,500	0	9,842,720	10,223,075
Hercules Inc.	Magna, Salt Lake	2,517,822	0	0	38,852	2,556,674
Thiokol Corp.	Promontory, Box Elder	1,359,100	0	0	0	1,359,100
Thiokol Corp.	Clearfield, Davis	511,000	0	0	0	511,000
Geneva Steel	Orem, Utah	330,772	0	0	51,100	381,872
Chevron USA Inc.	Salt Lake City, Davis	142,215	11,000	0	0	153,215
Fashion Cabinet Mfg. Inc.	West Jordan, Salt Lake	152,673	0	0	0	152,673
Olympia Sales Co.	Salt Lake City, Salt Lake	143,524	0	0	0	143,524
Hercules Inc.	Magna, Salt Lake	143,170	0	0	24	143,194

Top Ten Facilities for Air/Water/Land Releases

Facility	City, County	Air Emissions Pounds	Surface Water Discharges Pounds	Releases to Land Pounds	Air/Water/Land Releases Pounds
Magnesium Corp. of America	Rowley, Tooele	60,908,063	0	0	60,908,063
Kennecott Utah Copper	Magna, Salt Lake	376,855	3,500	9,842,720	10,223,075
Hercules Inc.	Magna, Salt Lake	2,517,822	0	38,852	2,556,674
Thiokol Corp.	Promontory, Box Elder	1,359,100	0	0	1,359,100
Thiokol Corp.	Clearfield, Davis	511,000	0	0	511,000
Geneva Steel	Orem, Utah	330,772	0	51,100	381,872
Chevron USA Inc.	Salt Lake City, Davis	142,215	11,000	0	153,215
Fashion Cabinet Mfg. Inc.	West Jordan, Salt Lake	152,673	0	0	152,673
Olympia Sales Co.	Salt Lake City, Salt Lake	143,524	0	0	143,524
Hercules Inc.	Magna, Salt Lake	143,170	0	24	143,194

For More Information. . .

State Contact:
(801) 536-4100
Steve Thirot
Fax (801) 359-8853

EPA Regional Contact:
(303) 293-1735
Kathie Atencio
Fax (303) 293-1229

To obtain TRI data use assistance, call TRI User Support Service (TRI-US):
(202) 260-1531 Fax (202) 260-4659

1992 TOXICS RELEASE INVENTORY

VERMONT

Population	571,000
Total Facilities	50
Total Forms	117
National Rank for Total Releases	52
National Rank for Air/Water/Land Releases	51
Transfers into State	
Rank	50
Pounds	18,563
Transfers Out of State	
Rank	41
Pounds	4,985,892

Reported Releases and Waste Management Activities

	(pounds)
On-site Releases	870,090
Air Emissions	829,974
Surface Water Discharges	32,363
Underground Injection	0
Releases to Land	7,753
On-site Waste Management	14,093,090
Recycling	6,518,171
Energy Recovery	0
Treatment	7,574,919
Off-site Transfers for Further Waste Management	5,111,588
Recycling	4,317,515
Energy Recovery	531,800
Treatment	155,838
Publicly Owned Treatment Works (POTWs)	69,162
Disposal	37,273
Other Off-site Transfers	0

Top Five Chemicals for Total Releases

Chemical	Air Emissions Pounds	Surface Water Discharges Pounds	Under-ground Injection Pounds	Releases to Land Pounds	Total Releases Pounds
1,1,1-Trichloroethane	225,350	0	0	6,800	232,150
Toluene	189,330	0	0	0	189,330
Methanol	94,039	0	0	0	94,039
Methyl ethyl ketone	57,920	0	0	0	57,920
Acetone	56,985	0	0	5	56,990

Top Five Chemicals for Air/Water/Land Releases

Chemical	Air Emissions Pounds	Surface Water Discharges Pounds	Releases to Land Pounds	Total Releases Pounds
1,1,1-Trichloroethane	225,350	0	6,800	232,150
Toluene	189,330	0	0	189,330
Methanol	94,039	0	0	94,039
Methyl ethyl ketone	57,920	0	0	57,920
Acetone	56,985	0	5	56,990

1992 TOXICS RELEASE INVENTORY

VERMONT

Top Ten Facilities for Total Releases

Facility	City, County	Air Emissions Pounds	Surface Water Discharges Pounds	Underground Injection Pounds	Releases to Land Pounds	Total Releases Pounds
Ethan Allen Inc.	Beecher Falls, Essex	185,746	0	0	0	185,746
Ethan Allen Inc.	Orleans, Orleans	121,900	0	0	0	121,900
General Electric Co.	North Clarendon, Rutland	74,480	0	0	0	74,480
EHV Weidmann Ind. Inc.	Saint Johnsbury, Caledonia	59,450	0	0	0	59,450
IBM Corp.	Essex Junction, Chittenden	23,975	30,000	0	0	53,975
Vermont American Corp.	Lyndonville, Caledonia	41,560	0	0	0	41,560
Ethan Allen Inc.	Randolph, Orange	33,900	0	0	0	33,900
Specialty Paperboard Inc.	Brattleboro, Windham	33,603	0	0	0	33,603
BF Goodrich Aerospace	Vergennes, Addison	30,567	0	0	0	30,567
Rutland Plywood Corp.	Rutland, Rutland	26,355	0	0	0	26,355

Top Ten Facilities for Air/Water/Land Releases

Facility	City, County	Air Emissions Pounds	Surface Water Discharges Pounds	Releases to Land Pounds	Air/Water/Land Releases Pounds
Ethan Allen Inc.	Beecher Falls, Essex	185,746	0	0	185,746
Ethan Allen Inc.	Orleans, Orleans	121,900	0	0	121,900
General Electric Co.	North Clarendon, Rutland	74,480	0	0	74,480
EHV Weidmann Ind. Inc.	Saint Johnsbury, Caledonia	59,450	0	0	59,450
IBM Corp.	Essex Junction, Chittenden	23,975	30,000	0	53,975
Vermont American Corp.	Lyndonville, Caledonia	41,560	0	0	41,560
Ethan Allen Inc.	Randolph, Orange	33,900	0	0	33,900
Specialty Paperboard Inc.	Brattleboro, Windham	33,603	0	0	33,603
BF Goodrich Aerospace	Vergennes, Addison	30,567	0	0	30,567
Rutland Plywood Corp.	Rutland, Rutland	26,355	0	0	26,355

For More Information. . .

State Contact: Gary Gulka
(802) 241-3888 (802) 244-5141

EPA Regional Contact: Dwight Peavey
(617) 565-4502 Fax (617) 565-4939

To obtain TRI data use assistance, call TRI User Support Service (TRI-US):

(202) 260-1531 Fax (202) 260-4659

1992 TOXICS RELEASE INVENTORY

VIRGIN ISLANDS

Population	102,000
Total Facilities	3
Total Forms	27
National Rank for Total Releases	50
National Rank for Air/Water/Land Releases	50
Transfers into State	
Rank	51
Pounds	0
Transfers Out of State	
Rank	51
Pounds	58,059

Reported Releases and Waste Management Activities

	(pounds)
On-site Releases	1,666,777
Air Emissions	1,554,889
Surface Water Discharges	111,274
Underground Injection	0
Releases to Land	614
On-site Waste Management	1,237,128
Recycling	1,018,150
Energy Recovery	0
Treatment	218,978
Off-site Transfers for Further Waste Management	58,059
Recycling	703
Energy Recovery	0
Treatment	176
Publicly Owned Treatment Works (POTWs)	0
Disposal	57,180
Other Off-site Transfers	0

Top Five Chemicals for Total Releases

Chemical	Air Emissions Pounds	Surface Water Discharges Pounds	Under-ground Injection Pounds	Releases to Land Pounds	Total Releases Pounds
Ammonia	288,060	103,542	0	0	391,602
Toluene	301,151	1,415	0	96	302,662
Xylene (mixed isomers)	232,382	1,079	0	0	233,461
p-Xylene	203,312	1,043	0	0	204,355
Propylene	148,408	0	0	0	148,408

Top Five Chemicals for Air/Water/Land Releases

Chemical	Air Emissions Pounds	Surface Water Discharges Pounds	Releases to Land Pounds	Total Releases Pounds
Ammonia	288,060	103,542	0	391,602
Toluene	301,151	1,415	96	302,662
Xylene (mixed isomers)	232,382	1,079	0	233,461
p-Xylene	203,312	1,043	0	204,355
Propylene	148,408	0	0	148,408

1992 TOXICS RELEASE INVENTORY

VIRGIN ISLANDS

Top Ten Facilities for Total Releases

Facility	City, County	Air Emissions Pounds	Surface Water Discharges Pounds	Underground Injection Pounds	Releases to Land Pounds	Total Releases Pounds
Hess Oil Virgin Islands Corp.	Kingshill, St Croix	1,554,883	108,174	0	364	1,663,421
Virgin Islands Rum Ind. Ltd.	Frederiksted, St Croix	6	3,100	0	0	3,106
Virgin Islands Alumina Corp.	Kingshill, St Croix	0	0	0	250	250
. . .						. . .
. . .						. . .
. . .						. . .
. . .						. . .
. . .						. . .
. . .						. . .
. . .						. . .

Top Ten Facilities for Air/Water/Land Releases

Facility	City, County	Air Emissions Pounds	Surface Water Discharges Pounds	Releases to Land Pounds	Air/Water/Land Releases Pounds
Hess Oil Virgin Islands Corp.	Kingshill, St Croix	1,554,883	108,174	364	1,663,421
Virgin Islands Rum Ind. Ltd.	Frederiksted, St Croix	6	3,100	0	3,106
Virgin Islands Alumina Corp.	Kingshill, St Croix	0	0	250	250
. . .					. . .
. . .					. . .
. . .					. . .
. . .					. . .
. . .					. . .
. . .					. . .
. . .					. . .

For More Information. . .

State Contact: Ben Nazario
(809) 773-0565 Fax (809) 773-9310 St. Croix
(809) 774-3320 Fax (809) 774-5416 St. Thomas
EPA Regional Contact: Nora Lopez
(908) 906-6890 Fax (908) 321-6788

To obtain TRI data use assistance, call TRI User Support Service (TRI-US):

(202) 260-1531 Fax (202) 260-4659

1992 TOXICS RELEASE INVENTORY

VIRGINIA

Population	6,394,000
Total Facilities	474
Total Forms	1,626
National Rank for Total Releases	16
National Rank for Air/Water/Land Releases	13
Transfers into State	
Rank	23
Pounds	17,645,221
Transfers Out of State	
Rank	21
Pounds	30,831,636

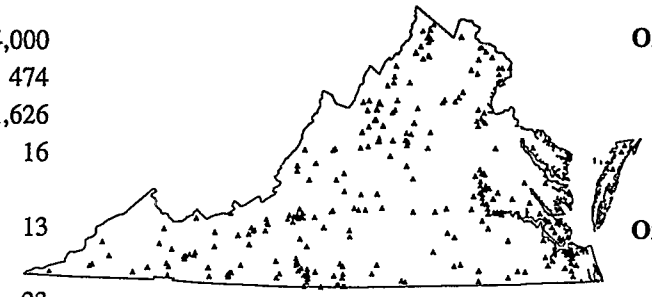

Reported Releases and Waste Management Activities

	(pounds)
On-site Releases	68,365,849
Air Emissions	64,027,070
Surface Water Discharges	1,896,631
Underground Injection	1
Releases to Land	2,442,147
On-site Waste Management	483,852,759
Recycling	109,310,974
Energy Recovery	55,581,490
Treatment	318,960,295
Off-site Transfers for Further Waste Management	55,763,983
Recycling	24,383,922
Energy Recovery	8,142,682
Treatment	2,664,560
Publicly Owned Treatment Works (POTWs)	18,950,994
Disposal	1,605,751
Other Off-site Transfers	16,074

Top Five Chemicals for Total Releases

Chemical	Air Emissions Pounds	Surface Water Discharges Pounds	Under-ground Injection Pounds	Releases to Land Pounds	Total Releases Pounds
Acetone	13,328,689	9,098	0	17,862	13,355,649
Methanol	12,961,353	82,886	0	9,090	13,053,329
Toluene	8,089,800	1,650	0	2,228	8,093,678
Methyl ethyl ketone	4,961,824	721	0	3,853	4,966,398
Xylene (mixed isomers)	4,185,330	15,151	0	1	4,200,482

Top Five Chemicals for Air/Water/Land Releases

Chemical	Air Emissions Pounds	Surface Water Discharges Pounds	Releases to Land Pounds	Total Releases Pounds
Acetone	13,328,689	9,098	17,862	13,355,649
Methanol	12,961,353	82,886	9,090	13,053,329
Toluene	8,089,800	1,650	2,228	8,093,678
Methyl ethyl ketone	4,961,824	721	3,853	4,966,398
Xylene (mixed isomers)	4,185,330	15,151	1	4,200,482

1992 TOXICS RELEASE INVENTORY

VIRGINIA

Top Ten Facilities for Total Releases

Facility	City, County	Air Emissions Pounds	Surface Water Discharges Pounds	Underground Injection Pounds	Releases to Land Pounds	Total Releases Pounds
Hoechst-Celanese Corp.	Narrows, Giles	8,370,506	418	0	14,239	8,385,163
Westvaco Corp.	Covington, Alleghany	4,864,660	84,600	0	7,678	4,956,938
Union Camp Corp.	Franklin, Isle of Wight	2,820,280	480,256	0	0	3,300,536
Aqualon Co.	Hopewell, Hopewell City	2,998,211	13	0	221	2,998,445
O'Sullivan Corp.	Winchester, Frederick	2,642,616	0	0	0	2,642,616
Westvaco Corp.	Covington, Alleghany	2,479,006	0	0	0	2,479,006
Allied-Signal Inc.	Hopewell, Hopewell City	689,960	911,670	0	0	1,601,630
Abex Friction Prods.	Winchester, Frederick	63,461	0	0	1,470,645	1,534,106
Merck & Co. Inc.	Elkton, Rockingham	1,462,047	37,000	0	0	1,499,047
Quebecor Printing Richmond	Richmond, Henrico	1,390,995	0	0	0	1,390,995

Top Ten Facilities for Air/Water/Land Releases

Facility	City, County	Air Emissions Pounds	Surface Water Discharges Pounds	Releases to Land Pounds	Air/Water/Land Releases Pounds
Hoechst-Celanese Corp.	Narrows, Giles	8,370,506	418	14,239	8,385,163
Westvaco Corp.	Covington, Alleghany	4,864,660	84,600	7,678	4,956,938
Union Camp Corp.	Franklin, Isle of Wight	2,820,280	480,256	0	3,300,536
Aqualon Co.	Hopewell, Hopewell City	2,998,211	13	221	2,998,445
O'Sullivan Corp.	Winchester, Frederick	2,642,616	0	0	2,642,616
Westvaco Corp.	Covington, Alleghany	2,479,006	0	0	2,479,006
Allied-Signal Inc.	Hopewell, Hopewell City	689,960	911,670	0	1,601,630
Abex Friction Prods.	Winchester, Frederick	63,461	0	1,470,645	1,534,106
Merck & Co. Inc.	Elkton, Rockingham	1,462,047	37,000	0	1,499,047
Quebecor Printing Richmond	Richmond, Henrico	1,390,995	0	0	1,390,995

For More Information. . .

State Contact: Roland Owens
(804) 762-4482 Fax (804) 762-4453

EPA Regional Contact: Mikal Shabazz
(215) 597-3659 Fax (215) 597-3156

To obtain TRI data use assistance, call TRI User Support Service (TRI-US):
(202) 260-1531 Fax (202) 260-4659

1992 TOXICS RELEASE INVENTORY

WASHINGTON

Population	5,143,000
Total Facilities	332
Total Forms	1,035
National Rank for Total Releases	29
National Rank for Air/Water/Land Releases	28
Transfers into State	
Rank	32
Pounds	4,910,687
Transfers Out of State	
Rank	36
Pounds	10,409,929

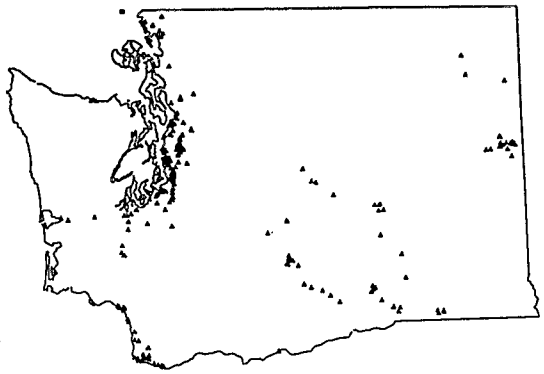

Reported Releases and Waste Management Activities

	(pounds)
On-site Releases	26,522,151
Air Emissions	22,008,549
Surface Water Discharges	4,037,428
Underground Injection	0
Releases to Land	476,174
On-site Waste Management	402,303,128
Recycling	98,572,475
Energy Recovery	100,896,066
Treatment	202,834,587
Off-site Transfers for Further Waste Management	76,923,976
Recycling	73,415,105
Energy Recovery	874,582
Treatment	987,801
Publicly Owned Treatment Works (POTWs)	479,968
Disposal	1,150,347
Other Off-site Transfers	16,173

Top Five Chemicals for Total Releases

Chemical	Air Emissions Pounds	Surface Water Discharges Pounds	Under-ground Injection Pounds	Releases to Land Pounds	Total Releases Pounds
Ammonia	980,152	3,101,947	0	395,180	4,477,279
Methanol	3,768,986	455,810	0	2,619	4,227,415
Hydrochloric acid	1,813,336	142	0	5	1,813,483
Methyl ethyl ketone	1,723,670	2,055	0	10	1,725,735
Acetone	1,533,538	57,845	0	365	1,591,748

Top Five Chemicals for Air/Water/Land Releases

Chemical	Air Emissions Pounds	Surface Water Discharges Pounds	Releases to Land Pounds	Total Releases Pounds
Ammonia	980,152	3,101,947	395,180	4,477,279
Methanol	3,768,986	455,810	2,619	4,227,415
Hydrochloric acid	1,813,336	142	5	1,813,483
Methyl ethyl ketone	1,723,670	2,055	10	1,725,735
Acetone	1,533,538	57,845	365	1,591,748

1992 TOXICS RELEASE INVENTORY

WASHINGTON

Top Ten Facilities for Total Releases

Facility	City, County	Air Emissions Pounds	Surface Water Discharges Pounds	Underground Injection Pounds	Releases to Land Pounds	Total Releases Pounds
ITT Rayonier Inc.	Port Angeles, Clallam	1,803,670	2,058,610	0	0	3,862,280
Weyerhaeuser Co.	Longview, Cowlitz	1,173,605	199,295	0	33,000	1,405,900
Boeing Commercial Airplane	Everett, Snohomish	1,343,460	1,755	0	0	1,345,215
Longview Fibre Co.	Longview, Cowlitz	1,125,565	89,250	0	0	1,214,815
Boise Cascade Corp.	Wallula, Walla Walla	873,090	15,580	0	204	888,874
Arco Cherry Point Refinery	Ferndale, Whatcom	624,370	120,260	0	23,615	768,245
Scott Paper Co.	Everett, Snohomish	274,450	402,700	0	0	677,150
Simpson Tacoma Kraft Co.	Tacoma, Pierce	609,073	61,633	0	0	670,706
Unocal Agricultural Products	Kennewick, Benton	662,674	1,300	0	250	664,224
James River II Inc.	Camas, Clark	337,150	306,110	0	6,950	650,210

Top Ten Facilities for Air/Water/Land Releases

Facility	City, County	Air Emissions Pounds	Surface Water Discharges Pounds	Releases to Land Pounds	Air/Water/Land Releases Pounds
ITT Rayonier Inc.	Port Angeles, Clallam	1,803,670	2,058,610	0	3,862,280
Weyerhaeuser Co.	Longview, Cowlitz	1,173,605	199,295	33,000	1,405,900
Boeing Commercial Airplane	Everett, Snohomish	1,343,460	1,755	0	1,345,215
Longview Fibre Co.	Longview, Cowlitz	1,125,565	89,250	0	1,214,815
Boise Cascade Corp.	Wallula, Walla Walla	873,090	15,580	204	888,874
Arco Cherry Point Refinery	Ferndale, Whatcom	624,370	120,260	23,615	768,245
Scott Paper Co.	Everett, Snohomish	274,450	402,700	0	677,150
Simpson Tacoma Kraft Co.	Tacoma, Pierce	609,073	61,633	0	670,706
Unocal Agricultural Products	Kennewick, Benton	662,674	1,300	250	664,224
James River II Inc.	Camas, Clark	337,150	306,110	6,950	650,210

For More Information. . .

State Contact: Idell Hansen
(206) 407-6727 Fax (206) 407-6715

EPA Regional Contact: Phil Wong
(206) 553-4016 Fax (206) 553-8338

To obtain TRI data use assistance, call TRI User Support Service (TRI-US):

(202) 260-1531 Fax (202) 260-4659

1992 TOXICS RELEASE INVENTORY

WEST VIRGINIA

Population	1,809,000
Total Facilities	148
Total Forms	724
National Rank for Total Releases	30
National Rank for Air/Water/Land Releases	30
Transfers into State	
Rank	15
Pounds	36,722,415
Transfers Out of State	
Rank	23
Pounds	26,072,623

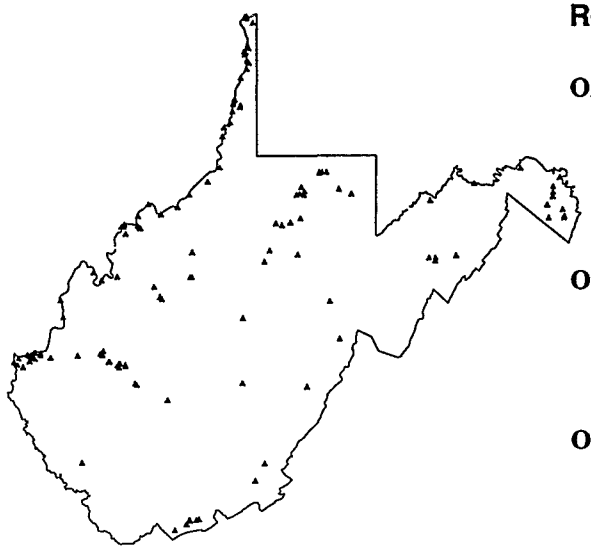

Reported Releases and Waste Management Activities

(pounds)

On-site Releases	24,805,864
Air Emissions	23,021,299
Surface Water Discharges	1,523,102
Underground Injection	0
Releases to Land	261,463
On-site Waste Management	517,445,294
Recycling	314,508,554
Energy Recovery	10,098,004
Treatment	192,838,736
Off-site Transfers for Further Waste Management	53,843,360
Recycling	36,690,521
Energy Recovery	9,950,309
Treatment	2,676,802
Publicly Owned Treatment Works (POTWs)	1,912,254
Disposal	2,591,662
Other Off-site Transfers	21,812

Top Five Chemicals for Total Releases

Chemical	Air Emissions Pounds	Surface Water Discharges Pounds	Under-ground Injection Pounds	Releases to Land Pounds	Total Releases Pounds
Acetone	3,093,620	2,221	0	20,121	3,115,962
Toluene	2,456,764	1,509	0	1,106	2,459,379
Methanol	2,375,647	60,195	0	214	2,436,056
Ammonia	906,274	1,230,524	0	0	2,136,798
Ethylene glycol	1,299,442	54,493	0	0	1,353,935

Top Five Chemicals for Air/Water/Land Releases

Chemical	Air Emissions Pounds	Surface Water Discharges Pounds	Releases to Land Pounds	Total Releases Pounds
Acetone	3,093,620	2,221	20,121	3,115,962
Toluene	2,456,764	1,509	1,106	2,459,379
Methanol	2,375,647	60,195	214	2,436,056
Ammonia	906,274	1,230,524	0	2,136,798
Ethylene glycol	1,299,442	54,493	0	1,353,935

1992 TOXICS RELEASE INVENTORY

WEST VIRGINIA

Top Ten Facilities for Total Releases

Facility	City, County	Air Emissions Pounds	Surface Water Discharges Pounds	Underground Injection Pounds	Releases to Land Pounds	Total Releases Pounds
Union Carbide C & P Co.	Institute, Kanawha	3,143,879	2,646	0	431	3,146,956
Du Pont	Washington, Wood	1,681,518	76,589	0	0	1,758,107
Miles Inc.	New Martinsville, Marshall	1,639,519	74,514	0	944	1,714,977
Shell Chemical Co.	Apple Grove, Mason	1,598,359	15,721	0	265	1,614,345
Rhone-Poulenc Ag Co.	Institute, Kanawha	1,513,551	4,577	0	6,003	1,524,131
Wheeling-Pittsburgh Steel Corp.	Follansbee, Brooke	938,627	300,472	0	0	1,239,099
U.S. Can Co.	Weirton, Brooke	904,523	0	0	0	904,523
American Cyanamid Co.	Willow Island, Pleasants	789,174	75,857	0	0	865,031
Du Pont	Belle, Kanawha	545,425	289,780	0	0	835,205
General Electric Chemicals Inc.	Washington, Wood	809,287	247	0	2,483	812,017

Top Ten Facilities for Air/Water/Land Releases

Facility	City, County	Air Emissions Pounds	Surface Water Discharges Pounds	Releases to Land Pounds	Air/Water/Land Releases Pounds
Union Carbide C & P Co.	Institute, Kanawha	3,143,879	2,646	431	3,146,956
Du Pont	Washington, Wood	1,681,518	76,589	0	1,758,107
Miles Inc.	New Martinsville, Marshall	1,639,519	74,514	944	1,714,977
Shell Chemical Co.	Apple Grove, Mason	1,598,359	15,721	265	1,614,345
Rhone-Poulenc Ag Co.	Institute, Kanawha	1,513,551	4,577	6,003	1,524,131
Wheeling-Pittsburgh Steel Corp.	Follansbee, Brooke	938,627	300,472	0	1,239,099
U.S. Can Co.	Weirton, Brooke	904,523	0	0	904,523
American Cyanamid Co.	Willow Island, Pleasants	789,174	75,857	0	865,031
Du Pont	Belle, Kanawha	545,425	289,780	0	835,205
General Electric Chemicals Inc.	Washington, Wood	809,287	247	2,483	812,017

For More Information. . .

State Contact: Carl L. Bradford
(304) 558-5380 Fax (304) 344-4538

EPA Regional Contact: Mikal Shabazz
(215) 597-3659 Fax (215) 597-3156

To obtain TRI data use assistance, call TRI User Support Service (TRI-US):
(202) 260-1531 Fax (202) 260-4659

1992 TOXICS RELEASE INVENTORY

WISCONSIN

Population	4,993,000
Total Facilities	868
Total Forms	2,765
National Rank for Total Releases	25
National Rank for Air/Water/Land Releases	23
Transfers into State	
Rank	21
Pounds	22,778,435
Transfers Out of State	
Rank	22
Pounds	29,300,778

Reported Releases and Waste Management Activities

(pounds)

On-site Releases	39,215,439
Air Emissions	37,015,015
Surface Water Discharges	676,379
Underground Injection	300
Releases to Land	1,523,745
On-site Waste Management	203,403,207
Recycling	51,105,427
Energy Recovery	11,947,915
Treatment	140,349,865
Off-site Transfers for Further Waste Management	80,458,124
Recycling	39,886,693
Energy Recovery	7,611,813
Treatment	10,349,625
Publicly Owned Treatment Works (POTWs)	10,894,409
Disposal	11,220,687
Other Off-site Transfers	494,897

Top Five Chemicals for Total Releases

Chemical	Air Emissions Pounds	Surface Water Discharges Pounds	Under-ground Injection Pounds	Releases to Land Pounds	Total Releases Pounds
Methanol	4,171,061	106,250	0	314,750	4,592,061
1,1,1-Trichloroethane	3,913,749	21	5	33	3,913,808
Xylene (mixed isomers)	3,767,461	103	0	632	3,768,196
Toluene	3,574,131	7	0	513	3,574,651
Methyl ethyl ketone	3,328,742	756	0	1,200	3,330,698

Top Five Chemicals for Air/Water/Land Releases

Chemical	Air Emissions Pounds	Surface Water Discharges Pounds	Releases to Land Pounds	Total Releases Pounds
Methanol	4,171,061	106,250	314,750	4,592,061
1,1,1-Trichloroethane	3,913,749	21	33	3,913,803
Xylene (mixed isomers)	3,767,461	103	632	3,768,196
Toluene	3,574,131	7	513	3,574,651
Methyl ethyl ketone	3,328,742	756	1,200	3,330,698

1992 TOXICS RELEASE INVENTORY

WISCONSIN

Top Ten Facilities for Total Releases

Facility	City, County	Air Emissions Pounds	Surface Water Discharges Pounds	Underground Injection Pounds	Releases to Land Pounds	Total Releases Pounds
CPI	Wisconsin Rapids, Wood	3,194,605	750	0	0	3,195,355
PPG Industries Inc.	Oak Creek, Milwaukee	1,266,662	8	0	0	1,266,670
Fort Howard Corp.	Green Bay, Brown	1,161,931	15,150	0	0	1,177,081
General Motors Corp.	Janesville, Rock	798,739	0	0	0	798,739
Briggs & Stratton Corp.	Wauwatosa, Milwaukee	752,301	0	0	0	752,301
Thilmany	Kaukauna, Outagamie	449,350	64,530	0	205,310	719,190
Georgia-Pacific Corp.	Phillips, Price	691,628	0	0	0	691,628
Uniroyal Eng. Prods. Inc.	Stoughton, Dane	680,527	0	0	0	680,527
Packaging Corp. of America	Tomahawk, Lincoln	86,894	79,988	0	467,410	634,292
Metal Container Corp.	Fort Atkinson, Jefferson	627,255	0	0	0	627,255

Top Ten Facilities for Air/Water/Land Releases

Facility	City, County	Air Emissions Pounds	Surface Water Discharges Pounds	Releases to Land Pounds	Air/Water/Land Releases Pounds
CPI	Wisconsin Rapids, Wood	3,194,605	750	0	3,195,355
PPG Industries Inc.	Oak Creek, Milwaukee	1,266,662	8	0	1,266,670
Fort Howard Corp.	Green Bay, Brown	1,161,931	15,150	0	1,177,081
General Motors Corp.	Janesville, Rock	798,739	0	0	798,739
Briggs & Stratton Corp.	Wauwatosa, Milwaukee	752,301	0	0	752,301
Thilmany	Kaukauna, Outagamie	449,350	64,530	205,310	719,190
Georgia-Pacific Corp.	Phillips, Price	691,628	0	0	691,628
Uniroyal Eng. Prods. Inc.	Stoughton, Dane	680,527	0	0	680,527
Packaging Corp. of America	Tomahawk, Lincoln	86,894	79,988	467,410	634,292
Metal Container Corp.	Fort Atkinson, Jefferson	627,255	0	0	627,255

For More Information. . .

State Contact: Russ Dunst
(608) 266-9255 Fax (608) 267-3579

EPA Regional Contact: Selma Codina
(312) 886-6219 Fax (312) 353-4342

To obtain TRI data use assistance, call TRI User Support Service (TRI-US):
(202) 260-1531 Fax (202) 260-4659

1992 TOXICS RELEASE INVENTORY

WYOMING

Population	465,000
Total Facilities	25
Total Forms	132
National Rank for Total Releases	36
National Rank for Air/Water/Land Releases	48
Transfers into State	
Rank	20
Pounds	23,101,551
Transfers Out of State	
Rank	52
Pounds	41,716

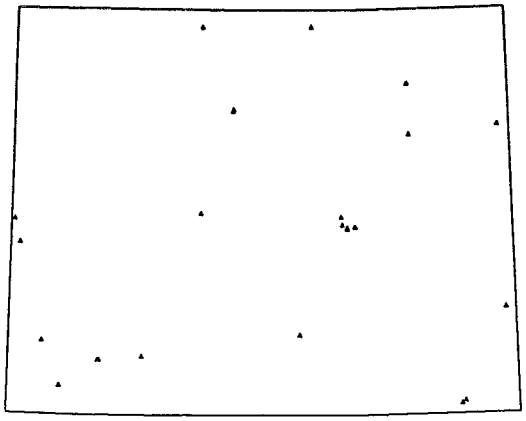

Reported Releases and Waste Management Activities

	(pounds)
On-site Releases	14,963,904
Air Emissions	2,292,899
Surface Water Discharges	120,529
Underground Injection	12,514,351
Releases to Land	36,125
On-site Waste Management	4,343,513
Recycling	2,586,658
Energy Recovery	270,014
Treatment	1,486,841
Off-site Transfers for Further Waste Management	108,056
Recycling	7,615
Energy Recovery	138
Treatment	5,162
Publicly Owned Treatment Works (POTWs)	28,160
Disposal	66,981
Other Off-site Transfers	0

Top Five Chemicals for Total Releases

Chemical	Air Emissions Pounds	Surface Water Discharges Pounds	Under-ground Injection Pounds	Releases to Land Pounds	Total Releases Pounds
Ammonium nitrate (solution)	600,635	0	10,296,000	255	10,896,890
Ammonia	536,163	120,423	2,180,000	9,820	2,846,406
Xylene (mixed isomers)	248,110	5	0	43	248,158
Toluene	185,955	5	0	35	185,995
Glycol ethers	117,055	4	0	2,700	119,759

Top Five Chemicals for Air/Water/Land Releases

Chemical	Air Emissions Pounds	Surface Water Discharges Pounds	Releases to Land Pounds	Total Releases Pounds
Ammonia	536,163	120,423	9,820	666,406
Ammonium nitrate (solution)	600,635	0	255	600,890
Xylene (mixed isomers)	248,110	5	43	248,158
Toluene	185,955	5	35	185,995
Glycol ethers	117,055	4	2,700	119,759

1992 TOXICS RELEASE INVENTORY

WYOMING

Top Ten Facilities for Total Releases

Facility	City, County	Air Emissions Pounds	Surface Water Discharges Pounds	Underground Injection Pounds	Releases to Land Pounds	Total Releases Pounds
Coastal Chem Inc.	Cheyenne, Laramie	848,590	0	12,514,351	0	13,362,941
Sinclair Oil Corp.	Sinclair, Carbon	547,885	0	0	1,640	549,525
Crown Cork & Seal Co. Inc.	Worland, Washakie	223,000	0	0	0	223,000
Holly Sugar Corp.	South Torrington, Goshen	125,500	7,000	0	3,000	135,500
Little America Refining Co.	Casper, Natrona	134,740	0	0	70	134,810
Holly Sugar Corp.	Worland, Washakie	105,500	12,000	0	2,000	119,500
SF Phosphates Ltd. Co.	Rock Springs, Sweetwater	84,406	0	0	21,115	105,521
Frontier Refining Inc.	Cheyenne, Laramie	56,230	41,485	0	0	97,715
FMC Wyoming Corp.	Green River, Sweetwater	81,595	0	0	0	81,595
Western Sugar Co.	Lovell, Big Horn	4,229	60,010	0	4,820	69,059

Top Ten Facilities for Air/Water/Land Releases

Facility	City, County	Air Emissions Pounds	Surface Water Discharges Pounds	Releases to Land Pounds	Air/Water/Land Releases Pounds
Coastal Chem Inc.	Cheyenne, Laramie	848,590	0	0	848,590
Sinclair Oil Corp.	Sinclair, Carbon	547,885	0	1,640	549,525
Crown Cork & Seal Co. Inc.	Worland, Washakie	223,000	0	0	223,000
Holly Sugar Corp.	South Torrington, Goshen	125,500	7,000	3,000	135,500
Little America Refining Co.	Casper, Natrona	134,740	0	70	134,810
Holly Sugar Corp.	Worland, Washakie	105,500	12,000	2,000	119,500
SF Phosphates Ltd. Co.	Rock Springs, Sweetwater	84,406	0	21,115	105,521
Frontier Refining Inc.	Cheyenne, Laramie	56,230	41,485	0	97,715
FMC Wyoming Corp.	Green River, Sweetwater	81,595	0	0	81,595
Western Sugar Co.	Lovell, Big Horn	4,229	60,010	4,820	69,059

For More Information. . .

State Contact:
(307) 777-4900
Mike Davis
Fax (307) 635-6017

EPA Regional Contact:
(303) 293-1735
Kathie Atencio
Fax (303) 293-1229

To obtain TRI data use assistance, call TRI User Support Service (TRI-US):
(202) 260-1531 Fax (202) 260-4659

*U.S. Government Printing Office: 1994 — 515-003/01012