United States
Environmental Protection
Agency

Office of Water
(4504F)

EPA 842-B-95-002
April 1995

EPA

Bibliography of Methods for Marine and Estuarine Monitoring



BIBLIOGRAPHY OF METHODS FOR MARINE AND ESTUARINE MONITORING

April 1995

Ocean and Coastal Protection Division
Office of Wetlands, Oceans, and Watersheds
Office of Water
U. S. Environmental Protection Agency
Washington, D.C.

Acknowledgements

The preparation of this document was supported by Marian Mlay, Director of the Oceans and Coastal Protection Division of the U.S. Environmental Protection Agency's Office of Wetlands, Oceans and Watersheds. The Work Assignment Manager was Joseph Hall II. The contributions of Steve Glomb toward the completion of the bibliography were invaluable. The references were researched and compiled by Kim Brown, the document was prepared by Patti Heath, and the poster was designed by Robert Wurgler under the supervision of Tom Grieb of Tetra Tech.

EPA would like to thank the many reviewers who offered valuable comments and recommended further documents for inclusion in the bibliography. The following people were key reviewers of a draft of the bibliography (an asterisk denotes those reviewers from whom comments were received):

Elizabeth Arar, USEPA, EMSL-Cincinnati
John Bourbon*, USEPA, Region II-ESD
Herbert J. Brass, USEPA, EMSL-Cincinnati
Martin Brossman, USEPA, AWPD
Wade Bryant, USFWS
Bo Crum, USEPA, Region IV
Elizabeth Fellows, USEPA, AWPD
Terry Fleming*, USEPA, Region IX
Virginia Fox-Norse*, USEPA, OWOW, OCPD
Jack Gakstatter, USEPA, Region X
Holly Greening, Tampa Bay NEP
Rainer Hoenicke*, San Francisco Estuary Institute
Norbert Jaworski, Director, USEPA, ERL-Narragansett
Fred Kopfler, USEPA, Gulf of Mexico Program
Michael Kravitz*, USEPA, OST
John Lishman, USEPA, OWOW, OCPD
George Loeb, USEPA, OWOW, OCPD
Bill Matuszeski, Director, USEPA, CBP
Barbara Metzger*, USEPA, Region II-ESD
George Morrison*, USEPA, ERL-Narragansett
Paul Pan*, USEPA, OWOW, OCPD
Steve Pardieck, USEPA, Region IX
John Paul, USEPA, EMAP
David A. Rickert, USGS
Andrew Robertson, NOAA
Brian Ross, USEPA, Region IX
Jerry Schubel, Long Island Sound NEP
Russell W. Sherer, South Carolina, DHEC
Joseph Slayton*, USEPA, Region III
Elizabeth Southerland, USEPA, OST
Ann B. Strong, Corps of Engineers
Kevin Summers, USEPA, ERL-Gulf Breeze
Dennis Suszkowski, Hudson River Foundation
William A. Telliard, USEPA, OST
Catherine Tyrrell, Santa Monica NEP
Orteria Villa, Director, USEPA, Central Region Lab
Nancy Wentworth, USEPA, ORD/QAMS

Technical support for the development of this document was provided by Tetra Tech, Inc. under EPA Contract No. 68-C1-0008.

Executive Summary

Purpose

This document is designed to give coastal managers a single reference for the broad spectrum of sampling and analytical methods that are in use today. Because of the complexity of estuarine and marine environments and associated issues, no single monitoring methods manual can be applied to all situations. This document, therefore, provides the coastal manager with a starting point for identifying and selecting appropriate methods for use in the National Estuary Program, Ocean Dumping Program and other coastal monitoring programs.

Document Elements

This document and the accompanying methods matrix provide an annotated bibliography that lists and describes references on sampling and analytical methods and related topics, including: monitoring plans, quality assurance, data interpretation and data management. To provide readers with the information needed to decide on the suitability of a reference for their needs, five elements have been provided for each reference:

1. Bibliographic Reference
2. Media for which the methods are appropriate
3. Keywords
4. Abstract
5. The Table of Contents from the reference

Selection Criteria

One hundred references were selected from numerous federal, state, and local organizations for inclusion in this document. Criteria for inclusion were: a focus on marine and estuarine environments, current use, and acceptance by professionals for use in saline environments.

Keyword Index

In addition, an index of all keywords and associated terms is included at the end of the document as an alternative technique for searching for references covering specific subject areas. A bibliography of all references, arranged by author and date, is also provided.

Summary Chart

The accompanying chart provides the user with a cross-reference of monitoring parameters to reference documents and identifies the applicable media (i.e., water column, sediment, or biota). This format affords the user a simple lookup table to quickly identify references that address the parameters and media of interest. In addition, a source for obtaining a copy of the reference is given for each entry in the bibliography.

Table of Contents

ACKNOWLEDGEMENTS iii

EXECUTIVE SUMMARY v

INTRODUCTION 1

CROSS-REFERENCE MATRIX 9

CATALOG OF REFERENCES 17

REFERENCE LIST 423

INDEX 435

Introduction

Introduction

PURPOSE

This document provides a comprehensive reference list of available sampling and analytical methods pertinent to the monitoring of marine and estuarine environments. The listed references contain specific methods, standard practices, and established protocols for field sampling, laboratory analysis, and quality assurance/quality control (QA/QC) procedures appropriate for the environmental monitoring requirements of National Estuary Programs (NEPs). The references have been collected from a variety of sources, including existing NEPs, other regional monitoring efforts, local monitoring studies, and federal research laboratories. The purpose of this document is to provide an information resource for NEP committees and managers that can assist them in selecting field and laboratory methods for monitoring the parameters that are the most appropriate indicators of environmental quality within their program.

Several alternative methods exist for many of the field sampling, laboratory analyses, data analyses, and QA/QC procedures required within a NEP monitoring effort. The aim of this document is to present in one place relevant references, in which alternative methods and practices for field collection procedures, laboratory protocols, and data reporting and analyses requirements are outlined. It is not the aim of this document to compare, rate, or recommend different monitoring methodologies. This document is designed to be a single source of published information for NEP managers who have the responsibility for designing the field and laboratory components of the regional monitoring program, once monitoring objectives have been established and the environmental parameters to be monitored have been identified.

SCOPE

References have been limited to those manuals, guidance documents, standard operating procedures and protocols that specifically describe methodologies for sampling, analytical, QA/QC, and data analysis procedures. Emphasis has been placed on recently developed analytical methods and standards and protocols used by existing NEP and national monitoring programs such as the Puget Sound Estuary Program, the San Francisco Estuary Project, the Galveston Bay Estuary Program, EPA's 301(h) and 403 monitoring programs, EPA's Ecosystem Monitoring and Assessment Program, and NOAA's Status and Trends Program. Comparative discussions of methodolo-

gies, monitoring plans, or general guidance documents are not included unless they contain detailed examples of specific monitoring methods.

Approximately 200 documents were identified and collected for tentative inclusion in this bibliography. Using the criteria described above, a final selection of 100 references were chosen from the collected documents. The majority of references are EPA publications; others are published by other federal and state agencies. A small number of consultants' reports, published books, and technical reports and standards are also included.

The collection of appropriate references included searches of available corporate libraries and technical publications, such as the American Society for Testing and Materials (ASTM) and the American Public Health Association (APHA). EPA resources were also searched extensively. The Center for Environmental Research Information on-line document catalog and the EPA library network Online System Library provided information on the majority of the published EPA reports. Other EPA offices were contacted directly for details on unpublished reports and reports in press. The EPA resources contacted included the:

Office of Research and Development,
- Environmental Systems Monitoring Laboratory-Cincinnati
- Environmental Systems Monitoring Laboratory-Duluth
- Environmental Research Laboratory-Gulf Breeze
- Environmental Research Laboratory-Narragansett
- Environmental Research Laboratory-Newport

Office of Science and Technology
Office of Wetlands, Oceans, and Watersheds, Ocean and Coastal Protection Division

Other federal agencies contacted included the:

National Park Service
National Oceanic and Atmospheric Administration (NOAA) regional libraries
NOAA National Marine Fisheries Service, Northwest Center
NOAA Coastal Monitoring and Bioeffects Assessment Division
U.S Army Engineer Waterways Experiment Station
U.S. Army Corps of Engineers, San Francisco District
U.S. Geological Survey regional library
U.S. Food and Drug Administration National Shellfish Sanitation Branch.

State and local organizations contacted included the:

California State Water Resources Control Board
Chesapeake Bay Program
Galveston Bay Estuary Project
Maryland Department of the Environment
Puget Sound Estuary Program
San Francisco Estuary Institute
San Francisco Estuary Project
Southern California Coastal Water Resources Project
State of Maine Department of Environmental Protection
Texas Natural Resources Conservation Commission
Texas Parks and Wildlife Department
Washington State Department of Ecology.

Library catalogs were searched via on-line access to the University of California system and to Stanford University. These searches were directed towards journal articles and books.

FORMAT

This document is an annotated bibliography. This first section, the introduction, explains the organization of the document. The second section consists of a summary reference table or matrix. This cross-reference matrix is a concise display of the keywords for each reference. The keywords are grouped into logical divisions of physical parameters, chemical parameters, biological characterization, and related topics.

The third section, comprising the majority of the document, is the catalog of references. Each reference or entry is presented in standard format:

bibliographic information
keywords
abstract
contact telephone number
table of contents

The fourth section consists of a standard reference list, ordered by author and date. The last section is an index relating keywords and subject to appropriate entries in the bibliography, using reference numbers. Each entry has a unique reference number that is displayed at the top of each page of the catalog of references. The reference number is also used in the cross-reference matrix and reference list as a convenient means for the reader to find the bibliographic information pages of any document of interest.

Bibliographic Information

The references are arranged alphabetically by author or publishing agency or organization. Where a reference has both named authors and a publishing agency, the agency is generally given precedence and the entry is arranged alphabetically according to the agency name. Although not necessarily a standard approach, this format allows immediate recognition of the document as being a product of a local, state, or federal organization. References published by the same agency are arranged chronologically, by year of publication.

The majority of the references are federal government agency reports. Where possible both the agency publication number and the National Technical Information Service (NTIS) accession number have been included for the reader's convenience when ordering documents. Some recent documents will be available from the office of the sponsoring agency, but in general, requesting documents from NTIS will be more successful.

Keywords

A standard set of keywords were developed for this bibliography, based on the structure of the referenced methods manuals and protocols. Three major keywords or categories are used to denote the environmental media of interest:

Water Quality
Sediment Quality
Biological Characterization

Each reference contains at least one of these keywords, and many comprehensive documents contain methods addressing all three.

Keywords are further divided into environmental parameters and monitoring procedures. This division combines similar parameters under headings such as organic constituents, nutrients, and PCBs, and groups similar procedures, such as sampling, QA/QC, and bioaccumulation. These groupings are a logical combination of parameters that reflect the approach used in specific methods documents. The parameter and procedure keywords are shown in Table 1.

The majority of the secondary keywords can be associated with more than one major keyword or media category. For example, sampling is used as a keyword for methods describing water column sampling, sediment sampling, and biological sampling; nutrients is used as a keyword for references discussing nutrient analyses of water and of sediments, but grain size refers only to a measure of sediment quality, and chlorophyll refers only to methods to measure the abundance of phytoplankton, a biological characterization monitoring method.

TABLE 1
PARAMETER AND PROCEDURE KEYWORDS

PHYSICAL PARAMETERS	
Current & Flow	(Includes methods of current and tidal measurements and stream flow)
Depth	(Methods of water depth measurements)
Dissolved Oxygen	(Methods applicable to water column and sediment pore water)
Grain Size	(Sediments)
pH	(Includes methods for water column and sediments, including eH)
Salinity	(Includes conductivity of the water column)
Total Solids	(Includes total suspended solids, total dissolved solids, total volatile solids, settleable solids, floating particulates)
Turbidity	(Includes water column transmissivity, transparency, color)
Temperature	(Water and sediment)
CHEMICAL PARAMETERS	
Inorganics	(Includes arsenic, asbestos, cyanide, sulfides: water, sediment)
Metals	(Dissolved, suspended, and total metals: water, sediment)
Organics	(Includes halogenated aliphatic hydrocarbons, halogenated ethers, monocyclic aromatic hydrocarbons, nitrosamines, and others: water, sediment)
Nutrients	(Includes ammonia-Nitrogen, Kjeldahl-Nitrogen, nitrite and nitrate, total nitrogen, dissolved nitrogen, organic nitrogen, orthophosphate, total phosphorus, dissolved phosphorus: water, sediment)
PAHs	(Polycyclic aromatic hydrocarbons and phthalate esters: water, sediment)
PCBs	(Polychlorinated biphenyls: water, sediment)
Pesticides	(Includes DDT and derivatives, dieldrin, heptachlor, chlordane, and other priority pollutant pesticides: water, sediment)
Oxygen Demand	(Includes biological oxygen demand [BOD], chemical oxygen demand [COD]: water, sediment)
Organic Carbon	(Total organic carbon [TOC]: water, sediment)
Organotins	(Includes tributyltin and others: water, sediment)
Radioactivity	(Water, sediment)
BIOLOGICAL PARAMETERS	
Bioaccumulation	(Biological characterization)
Chlorophyll	(Biological characterization)
Pathogenic Organisms	(Includes coliform and Enterococcus bacteria: water, sediment, biological characterization)
Population/Community	(Includes fish, macroinvertebrates, epibenthos, infauna, vegetation, habitat: biological characterization)
Tissue Analysis	(Water, sediment, biological characterization)
Toxicity/Bioassay	(Water, sediment, biological characterization)
RELATED ISSUES	
Data Analysis/Management	(Water, sediment, biological characterization)
QA/QC	(Water, sediment, biological characterization)
Sampling	(Water, sediment, biological characterization)
Volunteer Monitoring	(Water, sediment, biological characterization)

Abstract

For each entry in the bibliography an abstract has been provided. The abstract is copied from the referenced document if available. If not, a brief description of the document is provided by either excerpting relevant paragraphs from the introductory material or by composing an abstract from a review of the document. The purpose, type of method(s), expected sensitivity and accuracy (if appropriate), general level of detail, and information on the format of the document are outlined. The origin of the abstract is noted at the end of the abstract as follows:

[copied from document]	a reproduction of the abstract as it appears in the document
[extracted from document]	a compilation of statements from the Executive Summary, Preface, Introduction, statement of purpose, scope, etc.
[composed after review]	an abstract was written after a review of the document.

Contact

A telephone number is supplied for all references that are published by public agencies. Copies of the document or current information on how to obtain copies are available by calling the number shown. In many cases, reader's technical queries can also be addressed.

Table of Contents

A table of contents is included in a standardized format for each reference. Chapter or section headings and two or three levels of sub-headings have been included. However, where numerous levels of sub-headings or repetitive headings occur in the reference, they have been abridged in this section. Titled appendices are included, but lists of tables and figures are not included. The tables of contents are presented in a standard format to provide an indication of the level of detail of the document.

Cross Referencing Matrix

To enhance the utility of this document, a matrix cross referencing keywords and titles is included. This matrix enables the reader to identify all documents pertaining to specific parameters or, alternatively, to determine quickly the range of methods addressed in any particular document.

To avoid repetition in the cross reference matrix and to enhance the brevity of the matrix, three letters are used to denote the media for which the method was designed: **W** for water quality, **S** for sediment quality, and **B** for biota or biological characterization. These correspond to the three major keywords in the bibliographic information at the beginning of each entry.

Reference List

To further enhance ease of use for the reader, a reference list of all documents included in this bibliography is included. It contains standard reference information of:

author
year of publication
title
editor(s)
publisher or publishing institution
number of pages
report number
reference number

This reference list is sorted by author and year and can be cross-referenced to the annotated catalog listings by the reference number. This information is basically the same as that supplied at the beginning of each catalog entry; differing in that keywords, abstracts, and tables of contents are not included. The purpose of this reference list is to allow the reader to quickly search for a specific author and year, without the necessity of having to look through several pages per reference.

Index

An index to the catalog is included. Index entries include each of the keywords as well as the terms or monitoring and analytical parameters associated with the keywords. This includes specific physical and biological parameters and elements and compounds addressed in the references. The numbers listed with each index word are the reference numbers used to identify each document within the catalog. These reference numbers are repeated at the top of every page of each reference. This provides the reader with a convenient method to quickly locate a reference of interest, whether from the index or from the cross-reference matrix.

Poster

A fold-out poster, suitable for wall display, is included in a pocket at the back of this document. The poster displays a complete version of the cross-reference matrix presented in the following section.

Cross-Reference Matrix

Monitoring Methods Cross-reference Matrix

Reference No.	1 Recommended Procedures for Examination of Seawater & Shellfish (APHA, 1970)	2 Std Mtds for Examination of Water & Wastewater (APHA, 1989)	3 Annual Book of ASTM Stds v11.04 Water & Envir Tech: Pesticides, . . . Biol Effects (ASTM, 1993)	4 Annual Book of ASTM Stds v11.01&02 Water & Envir Tech: Water (I) & Water (II) (ASTM, 1994)	5 California Ocean Plan. (Calif State WRCB, 1990)	6 Procedures Manual for Tox Tests Developed by Marine Bioassay Proj (Calif State WRCB, 1990)	7 Chspke Bay Coordinated Split Sample Program Guide Rev 3 (Chesapeake Bay Program, 1991)	8 Chspke Bay Prog Data Management Plan (Chesapeake Bay Program, 1992)	9 Guide for Analysis of Water Quality Trends in Chspke Bay (Chesapeake Bay Program, 1992)	10 Guide to Using Chspke Bay Prog Water Quality Monitoring Data (Chesapeake Bay Program, 1992)	11 Recommended Guide Sampling & Analysis Chspke Bay Prog (Chesapeake Bay Program, 1993)	12 Statistical Methods for Environmental Pollution Monitoring (Gilbert, 1987)	13 Methods for Study of Marine Benthos (Holme & McIntyre, 1984)	14 Testing Sediment Toxicity with Amphipodia & Diptera. (Ingersoll and Nelson, 1990)	15 A Compilation of Water Quality Goals (Marshack, 1991)	Reference No.
PHYSICAL PARAMETERS																**PHYSICAL PARAMETERS**
Current & Flow				W												Current & Flow
Depth																Depth
Dissolved Oxygen	W	W		W											W	Dissolved Oxygen
Grain Size				S							S					Grain Size
pH		W		W	W										W	pH
Salinity (Conductivity)	W	W		W	W										W	Salinity (Conductivity)
Total Solids		W			W						WS				W	Total Solids
Turbidity		W		W	W										W	Turbidity
Temperature	W	W													W	Temperature
CHEMICAL PARAMETERS																**CHEMICAL PARAMETERS**
Metals		W			W									S	W	Metals
Inorganic Constituents		W		WS	W										W	Inorganic Constituents
Organic Constituents		W		WS	W										W	Organic Constituents
Total Organic Carbon		W		WS							S				W	Total Organic Carbon
Nutrients		W		WS							WS				W	Nutrients
Oxygen Demand		W		WS							WS				W	Oxygen Demand
PAHs		W		WS	W									S	W	PAHs
PCBs		W		WS	W									S	W	PCBs
Pesticides		W		WS	W										W	Pesticides
Organotins					W										W	Organotins
Radioactivity		W		WS	W										W	Radioactivity
BIOLOGICAL PARAMETERS																**BIOLOGICAL PARAMETERS**
Bioaccumulation																Bioaccumulation
Chlorophyll											WB					Chlorophyll
Pathogenic Organisms	WB	WB		WS	W											Pathogenic Organisms
Population/Community											B					Population/Community
Tissue Analysis			WSB													Tissue Analysis
Toxicity/Bioassays	WB	WB	WSB			WB								S		Toxicity/Bioassays
RELATED TOPICS																**RELATED TOPICS**
Data Analysis/Management			WSB	WS	W		W	WSB	W	W		WS			W	Data Analysis/Management
QA/QC			WSB	WS		WB	W	WSB			WSB	WS				QA/QC
Sampling	WB	W	WSB	WS		B	W				WSB	WS	B			Sampling
Volunteer Monitoring																Volunteer Monitoring

W = Water S = Sediment B = Biota

Monitoring Methods Cross-reference Matrix *(continued)*

Reference No.	16 Guidance for Analysis of Water Quality Trends in Chspke Bay (Maryland Dept Env, 1993)	17 Handbook of Techniques for Aquatic Sediment Sampling (Murdoch & MacKnight, 1991)	18 Compilation of EPA's Sampling & Analytical Methods (Mueller & Smith, 1991)	19 Plant Toxicity Testing with Sediments & Marsh Soils (National Parks Service, 1991)	20 Nat Status & Trends Prog Benthic Surveillance Proj: Cycle III Field Manual (NOAA, 1986)	21 Nat Status & Trends Prog Benthic Surveillance Proj: Specimen Bank Proj: Field Manual (NOAA, 1987)	22 Std Analytical Procedures of NOAA National Analytical Facility, New HPLC Cleanup (NOAA, 1988)	23 Standard & Reference Materials for Marine Science (NOAA, 1992)	24 Sampling & Analytical Methods for Nat Status & Trends Prog... Vols I-IV (NOAA, 1993)	25 Use of Stds and Reference Materials for Measuring Chlorinated Hydrocarbons (NOAA, 1994)	26 A Manual for Chemical & Biological Methods for Seawater Analysis (Parsons et al., 1984)	27 Procedures for Handling & Chemical Analyses of Sed & Water Samples (Plumb, 1981)	28 Data Validation Guidance Manual for Selected Sediment Variables (PTI, 1989)	29 PSDDA Guidance Manual; Data Quality Evaluation: Proposed Dredged Material... (PTI, 1989)	30 Recommended Protocols for Measur Select Envir Vars in Puget Sd (Puget Sd Estuary Prog, 1991)	Reference No.
PHYSICAL PARAMETERS																**PHYSICAL PARAMETERS**
Current & Flow									W							Current & Flow
Depth									W							Depth
Dissolved Oxygen									W		W				W	Dissolved Oxygen
Grain Size									S			S	S	S	S	Grain Size
pH									W			W			W	pH
Salinity (Conductivity)									W			W			W	Salinity (Conductivity)
Total Solids												W	S		W	Total Solids
Turbidity															W	Turbidity
Temperature									W						W	Temperature
CHEMICAL PARAMETERS																**CHEMICAL PARAMETERS**
Metals			WS					WS	WS			WS	S	S	WS	Metals
Inorganic Constituents			WS					WS	WS			WS			WS	Inorganic Constituents
Organic Constituents			WS				S	WS	WS		W	WS	S	S	WS	Organic Constituents
Total Organic Carbon									WS		W	WS	S		WS	Total Organic Carbon
Nutrients								WS	WS		W	WS			WS	Nutrients
Oxygen Demand									WS			WS		S	WS	Oxygen Demand
PAHs			WS				S	WS	WSB	WS		WS		S	WS	PAHs
PCBs			WS				S	WS	WSB	WS		WS		S	WS	PCBs
Pesticides			WS					WS	WSB	WS		WS		S	WS	Pesticides
Organotins									WSB							Organotins
Radioactivity																Radioactivity
BIOLOGICAL PARAMETERS																**BIOLOGICAL PARAMETERS**
Bioaccumulation									WSB				S	S	WSB	Bioaccumulation
Chlorophyll											W					Chlorophyll
Pathogenic Organisms									WSB		W		S		W	Pathogenic Organisms
Population/Community									B						WSB	Population/Community
Tissue Analysis					WS	WS	S	WS	WB	WS			S		WSB	Tissue Analysis
Toxicity/Bioassays				S					WSB				S	S	WSB	Toxicity/Bioassays
RELATED TOPICS																**RELATED TOPICS**
Data Analysis/Management	W								WSB				S	S	WSB	Data Analysis/Management
QA/QC					WS	WS		WS	WSB	WS			S	S	WSB	QA/QC
Sampling		S	WS		WS	WS			WSB	WS	W	WS	S	S	WSB	Sampling
Volunteer Monitoring																Volunteer Monitoring

W = Water S = Sediment B = Biota

Monitoring Methods Cross-reference Matrix *(continued)*

Reference No.	31 QAPjP for Region Monitoring Program for Toxics in San Francisco Estuary (SFEI, 1994)	32 QA in Environmental Analyses Applied to SF Estuary (San Francisco Estuary Project, 1991)	33 Methods for Biological Sampling & Analysis of Maine's Water (State of Maine DEP, 1987)	34 Commercial Harvest Field Operations Manual (Texas PWD, 1989)	35 Marine Resource Monitoring Operations Manual (Texas PWD, 1993)	36 Marine Sport Harvest Monitoring Operations Manual (Texas PWD, 1993)	37 Water Quality Monitoring Procedures Manual (Texas Water Commission, 1993)	38 Assessment of Bioaccumulation in Aquatic Orgms Exposed to Contmd Seds (USACE, 1991)	39 QA Guidelines for Organic Analyses (USAEWES, 1989)	40 Environmental Monitoring Series: QA Guide for Biological Testing (USEPA, 1978)	41 Microbiological Mtds for Monitoring the Environment: Water & Wastes (USEPA, 1978)	42 Phytoplankton Sampling in Quantitative Baseline & Monitoring Programs (USEPA, 1978)	43 Handbook of Analytical QA in Water & Wastewater Laboratories (USEPA, 1979)	44 Methods for Chemical Analysis of Water & Wastes (USEPA, 1983)	45 Bioaccumulation Monitoring Guidance 3. Recomd Analytical Detection Limits (USEPA, 1985)	Reference No.
PHYSICAL PARAMETERS																**PHYSICAL PARAMETERS**
Current & Flow							W									Current & Flow
Depth	WS						W									Depth
Dissolved Oxygen	W						W							W		Dissolved Oxygen
Grain Size	S															Grain Size
pH	W						W						W	W		pH
Salinity (Conductivity)	W						W						W			Salinity (Conductivity)
Total Solids	W													W		Total Solids
Turbidity							W						W	W		Turbidity
Temperature	W						W							W		Temperature
CHEMICAL PARAMETERS																**CHEMICAL PARAMETERS**
Metals	WSB						W							W	WS	Metals
Inorganic Constituents	WSB													W		Inorganic Constituents
Organic Constituents	WSB						W		WS				W	W	WS	Organic Constituents
Total Organic Carbon	WS													W		Total Organic Carbon
Nutrients	W													W		Nutrients
Oxygen Demand														W		Oxygen Demand
PAHs	WSB								WS							PAHs
PCBs	WSB								WS							PCBs
Pesticides	WSB								WS							Pesticides
Organotins	W															Organotins
Radioactivity													W			Radioactivity
BIOLOGICAL PARAMETERS																**BIOLOGICAL PARAMETERS**
Bioaccumulation	WSB							S							WSB	Bioaccumulation
Chlorophyll	W											B				Chlorophyll
Pathogenic Organisms							W				W		W			Pathogenic Organisms
Population/Community	SB		B	B	B	B	SB					B				Population/Community
Tissue Analysis	WSB														WSB	Tissue Analysis
Toxicity/Bioassays	WSB									WS			W			Toxicity/Bioassays
RELATED TOPICS																**RELATED TOPICS**
Data Analysis/Management	WSB	WSB	B	B	B	B	W	S	WS			B			WSB	Data Analysis/Management
QA/QC	WSB	WSB			B	B	W		WS	WS	W		W			QA/QC
Sampling	WSB	WSB	B	B	B	B	WSB		WS		W	B	W			Sampling
Volunteer Monitoring																Volunteer Monitoring

W = Water S = Sediment B = Biota

Monitoring Methods Cross-reference Matrix *(continued)*

Reference No.	46 Summary of EPA-Approved Mtds, Std Mtds, & Guidance 301(h) Monitoring Vars (USEPA, 1985)	47 Test Mtds for E. coli & Enterococci in Water: Membrane Filter Procedure (USEPA, 1985)	48 Anal Mtds for EPA Priority Pols & 301(h) Pesticides in Estuar & Marine Waters (USEPA, 1986)	49 Bioacc Monitoring Guide 4. Analytical Mtds for EPA Priority Pollutants (USEPA, 1986)	50 Quality Criteria for Water 1986 (USEPA, 1986)	51 Bioaccumulation Monitoring Guidance 1. Selected Target Species . . . (USEPA, 1987)	52 Bioacc Monitoring Guide 5. Strategies for Sample Replication and Composting (USEPA, 1987)	53 Guide for Conducting Fish Liver Histopathology Studies 301(h) Monitoring (USEPA, 1987)	54 Guidance for Sampling & Analyses of Organics in Sediments (USEPA, 1987)	55 QA/QC for 301(h) Monitoring Programs. Guidance on Field & Lab Methods (USEPA, 1987)	56 Recommended Biological Indices for 301(h) Monitoring Programs (USEPA,1987)	57 Guide for Preparation of QAPPs for National Estuary Program (USEPA, 1988)	58 Short-term Mtds for Est Chronic Tox of Effts & Rec Waters to Marine & Estuar Orgms (USEPA, 1988)	59 Compendium of Mtds for Marine & Estuarine Environmental Studies (USEPA, 1989)	60 Guidance Manual: Bedded Sediment Bioaccumulation Tests (USEPA, 1989)	Reference No.
PHYSICAL PARAMETERS																**PHYSICAL PARAMETERS**
Current & Flow										W						Current & Flow
Depth																Depth
Dissolved Oxygen	W				W					W						Dissolved Oxygen
Grain Size	S									S					S	Grain Size
pH	W				W					W						pH
Salinity (Conductivity)					W					W						Salinity (Conductivity)
Total Solids	W				W					W					S	Total Solids
Turbidity	W				W					W						Turbidity
Temperature	W				W											Temperature
CHEMICAL PARAMETERS																**CHEMICAL PARAMETERS**
Metals	WS		S	WS	W					WS						Metals
Inorganic Constituents	WS		S	WS	W					WS						Inorganic Constituents
Organic Constituents	WS		S	WS	W				S	WS						Organic Constituents
Total Organic Carbon	WS								S						S	Total Organic Carbon
Nutrients	WS				W					WS				W		Nutrients
Oxygen Demand	WS									WS						Oxygen Demand
PAHs	WS		S	WS	W				S							PAHs
PCBs	WS		S	WS	W				S							PCBs
Pesticides			S	WS	W				S	WS						Pesticides
Organotins																Organotins
Radioactivity																Radioactivity
BIOLOGICAL PARAMETERS																**BIOLOGICAL PARAMETERS**
Bioaccumulation	WSB			WS		WSB	WS			WSB		WSB			S	Bioaccumulation
Chlorophyll	W									W				W		Chlorophyll
Pathogenic Organisms	WSB	W								WSB						Pathogenic Organisms
Population/Community	B									B	B					Population/Community
Tissue Analysis				WS				B								Tissue Analysis
Toxicity/Bioassays												WSB	W			Toxicity/Bioassays
RELATED TOPICS																**RELATED TOPICS**
Data Analysis/Management			S	WS	W		WS	B		WSB	B	WSB	W		S	Data Analysis/Management
QA/QC			S	WS					S	WSB		WSB	W			QA/QC
Sampling			S	WS		WSB	WS	B	S	WSB		WSB			S	Sampling
Volunteer Monitoring																Volunteer Monitoring

W = Water S = Sediment B = Biota

Monitoring Methods Cross-reference Matrix *(continued)*

Reference No.	61 Methods Manual for Perdido Bay Citizen Monitoring Program (USEPA, 1989)	62 QA/QC Plan for Perdido Bay... Citizens Monitoring Program (USEPA,1989)	63 Rapid Bioassessment Protocols for Use in Streams & Rivers (USEPA, 1989)	64 Short-term Mtds for Est Chronic Tox of Effls & Rec Water to F'water Orgns (USEPA, 1989)	65 Analytical Procedures and QA for the Determination of PCDD/PCDF in Fish (USEPA, 1990)	66 Analytical Procedures & QA for Determination of Xenobiotic Chemicals (USEPA, 1990)	67 Macroinvertebrate Field & Lab Mtds for Evaluating Biol Integrity of Surface Waters (USEPA, 1990)	68 Volunteer Water Monitoring: Guide for State Managers (USEPA, 1990)	69 Biological Criteria: Guide to Technical Literature (USEPA, 1991)	70 Mtds Aquatic Toxicity Identification Evaluations 1. Toxicity Characterization Procs (USEPA, 1991)	71 Mtds for Measur Acute Toxicity of Effluents & Rec Water to F'water & Marine Orgns (USEPA, 1991)	72 Mtds for Determination of Metals in Environmental Samples (USEPA, 1991)	73 Project Mg's Guide to Requesting & Evaluating Chemical Analyses (USEPA, 1991)	74 Volunteer Lake Monitoring: A Methods Manual (USEPA, 1991)	75 Consumption Surveys for Fish and Shellfish. (USEPA, 1992)	Reference No.
PHYSICAL PARAMETERS																**PHYSICAL PARAMETERS**
Current & Flow								W								Current & Flow
Depth																Depth
Dissolved Oxygen														W		Dissolved Oxygen
Grain Size																Grain Size
pH														W		pH
Salinity (Conductivity)																Salinity (Conductivity)
Total Solids																Total Solids
Turbidity														W		Turbidity
Temperature														W		Temperature
CHEMICAL PARAMETERS																**CHEMICAL PARAMETERS**
Metals											W					Metals
Inorganic Constituents																Inorganic Constituents
Organic Constituents					B	B										Organic Constituents
Total Organic Carbon																Total Organic Carbon
Nutrients																Nutrients
Oxygen Demand																Oxygen Demand
PAHs						B										PAHs
PCBs						B										PCBs
Pesticides						B										Pesticides
Organotins																Organotins
Radioactivity																Radioactivity
BIOLOGICAL PARAMETERS																**BIOLOGICAL PARAMETERS**
Bioaccumulation					B	B										Bioaccumulation
Chlorophyll																Chlorophyll
Pathogenic Organisms														W		Pathogenic Organisms
Population/Community			WB						B					B	B	Population/Community
Tissue Analysis					B	B										Tissue Analysis
Toxicity/Bioassays				W						W	W	WS				Toxicity/Bioassays
RELATED TOPICS																**RELATED TOPICS**
Data Analysis/Management				W			WB		B		W	WS	WS	WSB	B	Data Analysis/Management
QA/QC		W		W	B	B	WB		B	W	W	WS	WS	WSB	B	QA/QC
Sampling	W	W	WB		B	B	WB		B	W	W	W		WB	B	Sampling
Volunteer Monitoring	W	W						W						WSB		Volunteer Monitoring

W = Water S = Sediment B = Biota

Monitoring Methods Cross-reference Matrix *(continued)*

Reference No.	76	77	78	79	80	81	82	83	84	85	86	87	88	89	90	Reference No.
	Environmental Monitoring Methods Index (USEPA, 1992)	Field Operations & Safety Manual: EMAP-Estuaries 1992 Virginian Province (USEPA, 1992)	Mtds for Determination of Chemical Substances in Marine & Estuar Envir Samples (USEPA, 1992)	Monitoring Guidance for the National Estuary Program (USEPA, 1992)	Recomd Anal Techs & QA/QC Guide for Measur Org & Inorg Analytes in Marine Seds (USEPA, 1992)	Sediment Classification Methods Compendium (USEPA, 1992)	Std Operations & Field Mtds Used for Conducting Eco Risk Assessments (USEPA, 1992)	Synthesis of Methods to Predict Bioaccumulation of Sediment Pollutants (USEPA, 1992)	Guidance Assess Chemical Contmt Data in Fish Advisories 1. Fish Samp and Anals (USEPA, 1993)	Laboratory Methods Manual - Estuaries, EMAP (USEPA, 1993)	Mtds Aquatic Toxicity Identification Evaluations 2. Toxicity Identification Procs (USEPA, 1993)	Mtds Aquatic Toxicity Identification Evaluations 3. Toxicity Confirmation Procs (USEPA, 1993)	Methods for Determination of Inorganic Substances in Environmental Samples (USEPA, 1993)	QA/QC Guide Samp & Anal of Seds, Water & Tissue for Dredged Materials (USEPA, 1993)	Volunteer Estuary Monitoring: Methods Manual (USEPA, 1993)	
PHYSICAL PARAMETERS																**PHYSICAL PARAMETERS**
Current & Flow				W						W						Current & Flow
Depth				W												Depth
Dissolved Oxygen	W	W		W			W								W	Dissolved Oxygen
Grain Size	S			S			S			S						Grain Size
pH	W			W			WS									pH
Salinity (Conductivity)		W		W			W									Salinity (Conductivity)
Total Solids				W			W			WS						Total Solids
Turbidity				W									W			Turbidity
Temperature		W		W			W									Temperature
CHEMICAL PARAMETERS																**CHEMICAL PARAMETERS**
Metals	WS		WS	WS	S		WS		B	WS	W					Metals
Inorganic Constituents	WS		WS	WS	S		WS		B	WS			W			Inorganic Constituents
Organic Constituents	WS		WS	WS	S		WS		B	WS	W					Organic Constituents
Total Organic Carbon				S						WS						Total Organic Carbon
Nutrients			WS	WS			WS						W		W	Nutrients
Oxygen Demand				WS									W		W	Oxygen Demand
PAHs	WS			WS	S				B	WS						PAHs
PCBs	WS			WS	S		WS		B	WS						PCBs
Pesticides	WS			WS	S				B	WS						Pesticides
Organotins							WS			WS						Organotins
Radioactivity																Radioactivity
BIOLOGICAL PARAMETERS																**BIOLOGICAL PARAMETERS**
Bioaccumulation				WSB			WSB	S								Bioaccumulation
Chlorophyll			W	W			W								W	Chlorophyll
Pathogenic Organisms				WS			WS								WB	Pathogenic Organisms
Population/Community				WSB			WSB			B					B	Population/Community
Tissue Analysis				WSB	S		WS		B	WSB				B		Tissue Analysis
Toxicity/Bioassays				WSB		S	WSB			WSB	W	W				Toxicity/Bioassays
RELATED TOPICS																**RELATED TOPICS**
Data Analysis/Management		WSB		WSB			WSB	S	B				W	WS		Data Analysis/Management
QA/QC		WSB	WS	WSB	S	S	WSB		B			W		WS	WB	QA/QC
Sampling		WSB	WS	WSB		S	WSB	S	B				W	WS	WB	Sampling
Volunteer Monitoring															WB	Volunteer Monitoring

W = Water S = Sediment B = Biota

Monitoring Methods Cross-reference Matrix *(concluded)*

Reference No.	91	92	93	94	95	96	97	98	99	100						Reference No.
	CWA Section 403: Procedural and Monitoring Guidance (USEPA, 1994)	Guidance Assess Chemical Contmt Data in Fish Advisories 2: Risk Assess & Fish . . . (USEPA, 1994)	Methods Measuring Toxicity of Sed Contaminants with Estuarine & Marine Amphipods (USEPA, 1994)	Methods Measuring Toxicity of Sed Contaminants with Freshwater Inverts (USEPA, 1994)	National Directory of Volunteer Environmental Monitoring Programs 4th Ed (USEPA, 1994)	Evaluation of Dredged Material Proposed for Ocean Disposal: Test Manual (USEPA & USACE, 1991)	Evaluation of Dredged Materials . . . Draft Inland Testing Manual (USEPA, 1994)	National Shellfish Sanitation Program Manual of Operations (USFDA, 1990)	Mtds for Collection & Analysis Aquatic Biol & Microbiol Samples (US Geological Survey, 1987)	Mtds for Analysis of Inorganic Substances in Water & Fluvial Seds (US Geological Survey, 1989)						
PHYSICAL PARAMETERS																**PHYSICAL PARAMETERS**
Current & Flow	W									W						Current & Flow
Depth	W															Depth
Dissolved Oxygen	W															Dissolved Oxygen
Grain Size	S					S	S									Grain Size
pH																pH
Salinity (Conductivity)	W															Salinity (Conductivity)
Total Solids						WS	W									Total Solids
Turbidity	W									W						Turbidity
Temperature	W															Temperature
CHEMICAL PARAMETERS																**CHEMICAL PARAMETERS**
Metals	WS	B				WS	WS			WS						Metals
Inorganic Constituents	WS	B				WS	WS			WS						Inorganic Constituents
Organic Constituents	WS	B				WS	WS									Organic Constituents
Total Organic Carbon	S					WS	WS									Total Organic Carbon
Nutrients	W									WS						Nutrients
Oxygen Demand										WS						Oxygen Demand
PAHs	WS	B				WS	WS									PAHs
PCBs	WS	B				WS	WS									PCBs
Pesticides	WS	B				WS	WS									Pesticides
Organotins																Organotins
Radioactivity																Radioactivity
BIOLOGICAL PARAMETERS																**BIOLOGICAL PARAMETERS**
Bioaccumulation	WSB			S		WS	WS									Bioaccumulation
Chlorophyll	W															Chlorophyll
Pathogenic Organisms	WSB							WB	B							Pathogenic Organisms
Population/Community	WSB								B							Population/Community
Tissue Analysis	WSB	B				WS	W	B								Tissue Analysis
Toxicity/Bioassays			S	S		WS	WS	B								Toxicity/Bioassays
RELATED TOPICS																**RELATED TOPICS**
Data Analysis/Management		B				WS	WS									Data Analysis/Management
QA/QC	WSB	B	S	S		WS	WS	WB		WS						QA/QC
Sampling	WSB		S	S		WS	WS	WB	B	WS						Sampling
Volunteer Monitoring					WSB											Volunteer Monitoring

W = Water S = Sediment B = Biota

Catalog of References

APHA. 1970. ***Recommended Procedures for the Examination of Sea Water and Shellfish. 4th. ed.*** **American Public Health Association, Inc. New York, NY.**

Media in which methods can be used: ☑ **Water** ☐ **Sediment** ☑ **Biota**

Keywords: **Water quality, biological characterization, sampling, pathogenic organisms, toxicity/bioassay, dissolved oxygen, salinity, temperature**

Abstract

The procedures set forth in this document for the examination of sea water and shellfish are intended to describe methods applicable to water and sanitary surveys of shellfish-growing areas and to bacteriologic surveys of commercial shellfish operations. The tests included are for index organisms indicative of fecal contamination and, as such, indicate a possible danger of transmission of enteric diseases.

Bacteriologic examinations have served a definite purpose in sanitary surveys of shellfish-growing areas and have aided in the assessment of the sanitary quality of shellfish as harvested or marketed. The Fourth Edition places special emphasis on the application of the various tests for the determination of coliform and fecal coliform organisms. These tests, combined, have indicated pollution probabilities in the shellfish-growing areas and potentially dangerous contamination of the product during harvesting, washing, packing, and marketing.

Chemical and physical tests for such parameters as salinity and temperature accompany the bacteriologic test for shellfish and growing areas. Since naturally occurring biotoxins may be present at certain seasons in various geographic locations, the toxin assay methods have been inserted.
[extracted from document]

Contact: (Out of print)

TABLE OF CONTENTS

1 APPARATUS AND MEDIA
- Laboratory Apparatus
- Washing and Sterilization
- Materials
- Preparation of Culture Media
- Media

2 PROCEDURES FOR THE PHYSICAL AND CHEMICAL EXAMINATION OF ESTUARINE WATERS
- Introduction
- Collection of Samples
- Physical and Chemical Examination
- Bibliography

3 PROCEDURES FOR THE BACTERIOLOGIC EXAMINATION OF SEA WATER AND SHELLFISH
- Examination of Sea Water
- Examination of Shellfish
- Bibliography

4 MEMBRANE FILTER METHODS FOR THE BACTERIOLOGIC EXAMINATION OF SEA WATER
- Examination of Sea Water
- Bibliography

5 BIOASSAY FOR SHELLFISH TOXINS
- Bioassay for Paralytic Shellfish Poison
- Method for the Bioassay of *Gymnodinium breve* Toxin(s) in Shellfish
- Bibliography

APPENDIX DIFFERENTIATION OF COLIFORM AND FECAL COLIFORM ORGANISMS

APHA. 1992. ***Standard Methods for the Examination of Water and Wastewater. 18th ed.*** **Washington, DC. American Public Health Association, American Water Works Association, Water Pollution Control Federation.**

Media in which methods can be used: ☑ **Water** ☐ **Sediment** ☑ **Biota**

Keywords: **Water quality, biological characterization, dissolved oxygen, pH, salinity, total solids, turbidity, nutrients, metals, organics, PAHs, PCBs, pesticides, inorganics, toxicity/bioassays, pathogenic organisms**

Abstract

The procedures described in these standards are intended for the examination and analysis of waters of a wide range of quality, including water suitable for domestic or industrial supplies, surface water, groundwater, cooling or circulating water, boiler water, boiler feed water, treated and untreated municipal or industrial wastewater, and saline water. Certain methods are intended for use with sludges and sediments. An effort has been made to present methods that apply as generally as possible. Where alternative methods are necessary for samples of different composition, the basis for selecting the most appropriate method is presented as clearly as possible. The document is divided into the following major parts:

Part 1000 - Introduction
Part 2000 - Physical and Aggregate Properties
Part 3000 - Metals
Part 4000 - Inorganic Nonmetallic Constituents
Part 5000 - Aggregate Organic Constituents
Part 6000 - Individual Organic Compounds
Part 7000 - Radioactivity
Part 8000 - Toxicity
Part 9000 - Microbiological Examination
Part 10000 - Biological Examination

For each new edition, both the technical criteria for selection of methods and the formal procedures for their approval and inclusion are reviewed. The methods presented here are believed to be the best available and generally accepted procedures for the analysis of water, wastewaters, and related materials. They represent the recommendations of specialists, ratified by a large number of analysts and others of more general expertise, and as such are truly consensus standards, offering a valid and recognized basis for control and evaluation. Most of the methods included here have been endorsed by regulatory agencies.

All methods are classified as "standard" or "proposed". Methods with standard status have been studied extensively and accepted as applicable within the limits of sensitivity, precision, and accuracy given. Tentative methods are those still under investigation that have not yet been evaluated fully. They may be designated as standard in a later edition.

In order to maintain the current status of the standards new editions of the standards are published regularly at reasonably short intervals (approximately every four years for the last three editions). For this reason, the reader is advised to verify the latest edition available.
[extracted from document]

Contact: (800) 926-7337

TABLE OF CONTENTS

PART 1000 INTRODUCTION
- Introduction
- Quality Assurance
- Data Quality
- Method Development and Evaluation
- Expression of Results
- Collection and Preservation of Samples
- Laboratory Apparatus, Reagents, and Techniques
- Reagent-Grade Water
- Safety

PART 2000 PHYSICAL AND AGGREGATE PROPERTIES
- Introduction
- Quality Control
- Appearance
- Color
- Turbidity
- Odor
- Taste
- Flavor Profile Analysis (Proposed)
- Acidity
- Alkalinity
- Calcium Carbonate Saturation (Proposed)
- Hardness
- Oxidant Demand/Requirement (Proposed)
- Conductivity
- Salinity
- Floatables
- Solids
- Temperature
- Oxidation-Reduction Potential (ORP) (Proposed)
- Tests on Sludges
- Anaerobic Sludge Digester Gas Analysis
- Dissolved Gas Supersaturation

PART 3000 METALS
- Introduction
- Quality Control
- Preliminary Treatment of Samples
- Metals by Atomic Absorption Spectrometry
- Metals by Cold-Vapor Atomic Absorption Spectrometry

Metals by Electrothermal Atomic Absorption Spectrometry
Metals by Hydride Generation/Atomic Absorption Spectrometry
Metals by Plasma Emission Spectroscopy
Metals by Anodic Stripping Voltammetry (Proposed)
Al - Aluminum
Sb - Antimony
As - Arsenic
Ba - Barium
Be - Beryllium
Bi - Bismuth
Cd - Cadmium
Ca - Calcium
Cs - Cesium
Cr - Chromium
Co - Cobalt
Cu - Copper
Au - Gold
Ir - Iridium
Fe - Iron
Pb - Lead
Li - Lithium
Mg - Magnesium
Mn - Manganese
Hg - Mercury
Mo - Molybdenum
Ni - Nickel
Os - Osmium
Pd - Palladium
Pt - Platinum
K - Potassium
Re - Rhenium
Rh - Rhodium
Ru - Ruthenium
Se - Selenium
Ag - Silver
Na - Sodium
Sr - Strontium
Tl - Thallium
Th - Thorium
Tn - Tin
Ti - Titanium
V - Vanadium
Zn - Zinc

PART 4000 INORGANIC NONMETALLIC CONSTITUENTS

Introduction
Quality Control
Determination of Anions by Ion Chromatography
B - Boron
Br^- - Bromide
CO_2 - Carbon Dioxide
CN^- - Cyanide
Cl^- - Chlorine (Residual)
Cl - Chloride
ClO_2 - Chlorine Dioxide
F^- - Fluoride
H^+ - pH Value
I - Iodine
I^- - Iodide
N - Nitrogen
NH_3 - Nitrogen (Ammonia)
NO_2^- - Nitrogen (Nitrate)
NO_3^- - Nitrogen (Nitrite)
N_{org} - Nitrogen (Organic)
O - Oxygen (Dissolved)
O_3 - Ozone (Residual)
P - Phosphorus
Si - Silica
S^{2-} - Sulfide
S_3^{2-} - Sulfite
SO_4^{2-} - Sulfate

PART 5000 AGGREGATE ORGANIC CONSTITUENTS

Introduction
Quality Control
Biochemical Oxygen Demand (BOD)
Chemical Oxygen Demand (COD)
Total Organic Carbon (TOC)
Dissolved Organic Halogen
Aquatic Humic Substances (Proposed)
Oil and Grease
Phenols
Surfactants
Tannin and Lignin
Organic and Volatile Acids
Trihalomethane Formation (Proposed)

PART 6000 INDIVIDUAL ORGANIC COMPOUNDS

Introduction
Quality Assurance/Quality Control for Organic Compounds
Constituent Concentration by Gas Extraction
Volatile Organics
Methane
Volatile Aromatic Organics
Volatile Halocarbons
1,2-Dibromoethane (EDB and 1,2-Dibromo-3-Chloropropane (DBCP)
Trihalomethanes
Disinfection By-Products: Haloacetic Acids and Trichlorophenol
Extractable Base/Neutrals and Acids
Phenols
Polychlorinated Biphenyls (PCBs)
Polynuclear Aromatic Hydrocarbons
Organochlorine Pesticides
Chlorinated Phenoxy Acid Herbicides
Glyphosate Herbicide (Proposed)

PART 7000 RADIOACTIVITY

Introduction
Quality Assurance
Gross Alpha and Gross Beta Radioactivity (Total, Suspended, and Dissolved)
Cs - Radioactive Cesium
I - Radioactive Iodine
Ra - Radium
Sr - Total Radioactive Strontium and Strontium 90
^{3}H - Tritium
U - Uranium

PART 8000 TOXICITY

Introduction
Mutagenesis (Proposed)
Algae
Biostimulation (Algal Productivity)
Phytoplankton
Duckweed (Proposed)
Aquatic Plants (Proposed)
Ciliated Protozoa
Scleractinian Coral
Annelids
Mollusks

Microcustaceans
Acartia
Macrocustaceans
Aquatic Insects
Fish

PART 9000 MICROBIOLOGICAL EXAMINATION
Introduction
Quality Assurance
Laboratory Apparatus
Washing and Sterilization
Preparation of Culture Media
Samples
Rapid Detection Methods
Stressed Organisms
Recreational Waters
Heterotrophic Plate Count
Direct Total Microbial Count (Proposed)
Assimilable Organic Carbon (Proposed)
Multiple-Tube Fermentation Technique for Members of the Coliform Group
Membrane Filter Technique for Members of the Coliform Group
Chromogenic Substrate Coliform Test (Proposed)
Differentiation of the Coliform Bacteria
Fecal Streptococcus and Enterococcus Group
Iron and Sulfur Bacteria
Detection of Actinomycetes
Detection of Pathogenic Bacteria
Detection of Enteric Viruses
Detection of Fungi
Pathogenic Protozoa
Nematological Examination

PART 10000 BIOLOGICAL EXAMINATION
Introduction
Plankton
Periphyton
Macrophyton
Benthic Macroinvertebrates
Fish
Identification of Aquatic Organisms

INDEX

ASTM. 1993. ***Annual Book of ASTM Standards, 1993. Water and Environmental Technology. Vol. 11.04: Pesticides; Resource Recovery; Hazardous Substances and Oil Spill Responses; Waste Management; Biological Effects.*** **Philadelphia, PA. American Society for Testing and Materials.**

Media in which methods can be used: ☑ **Water** ☑ **Sediment** ☑ **Biota**

Keywords: **Water quality, sediment quality, biological characterization, toxicity/bioassay, sampling, tissue analysis, data analysis, QA/QC**

Abstract

This volume covers biological effects and other topics (including pesticides, resource recovery, hazardous substances and oil spill responses, and waste management). Under the heading of biological effects, this volume contains 70 tests, practices, and guides establishing standard procedures for assessing biological effects and environmental fate.

The following partial table of contents contains over 50 entries relevant to marine and estuarine environmental monitoring methods. Included are standard practices for the collection or sampling of benthic macroinvertebrates, zooplankton, and phytoplankton. Guides for conducting various toxicity test procedures using a variety of organisms are listed also.
[extracted from document]

Contact: (215) 299-5585

TABLE OF CONTENTS

BIOLOGICAL EFFECTS AND ENVIRONMENTAL FATE

PRACTICES FOR:	METHOD NUMBER
Algal Growth Potential Testing with *Selenastrum capricornutum*	3978-80 (1993)
Collecting Benthic Macroinvertebrates with Drift Nets	4558-85 (1989)
Collecting Benthic Macroinvertebrates with Ekman Grab Sampler	4343-84 (1988)
Collecting Benthic Macroinvertebrates with Holme (Scoop) Grab Sampler	4348-84 (1989)
Collecting Benthic Macroinvertebrates with Multiple-Plate Samplers	1469-92
Collecting Benthic Macroinvertebrates with Okean 50 Grab Sampler	4346-84 (1988)
Collecting Benthic Macroinvertebrates with Orange Peel Grab Sampler	4407-84 (1989)
Collecting Benthic Macroinvertebrates with Petersen Grab Sampler	4401-84 (1989)
Collecting Benthic Macroinvertebrates with Ponar Grab Sampler	4342-84 (1988)
Collecting Benthic Macroinvertebrates with Shipek (Scoop) Grab Sampler	4347-84 (1988)
Collecting Benthic Macroinvertebrates with Smith-McIntyre Grab Sampler	4344-84 (1988)
Collecting Benthic Macroinvertebrates with Surber and Related Type Samplers	4557-85 (1989)
Collecting Benthic Macroinvertebrates with the Basket Sampler	1468-92
Collecting Benthic Macroinvertebrates with Van Veen Grab Sampler	4345-84 (1988)
Conducting Bioconcentration Tests with Fishes and Saltwater Bivalve Molluscs	1022-84 (1988)
Measurement of Chlorophyll Content of Algae in Surface Waters	3731-87 (1993)
Preserving Phytoplankton Samples	4137-82 (1992)
Preserving Zooplankton Samples	1200-87 (1993)
Sampling Fish with Rotenone	4131-84 (1988)
Sampling Phytoplankton with a Clark-Bumpus Plankton Sampler	4134-82 (1993)
Sampling Phytoplankton with Conical Tow Nets	4132-82 (1987)
Sampling Phytoplankton with Depth-Integrating Samplers	4135-82 (1993)
Sampling Phytoplankton with Pumps	4133-82 (1993)
Sampling Phytoplankton with Water-Sampling Bottles	4136-82 (1993)
Sampling Zooplankton with a Clark-Bumpus Plankton Sampler	1199-87 (1993)

Sampling Zooplankton with Conical Tow Nets	1201-87 (1993)
Sampling Zooplankton with Pumps	1198-87 (1993)
Standardized Aquatic Microcosm: Fresh Water	1366-91
Using Brine Shrimp Nauplii as Food for Test Animals in Aquatic Toxicology	1203-92
Using Octanol-Water Partition Coefficient to Estimate Median Lethal Concentrations for Fish Due to Narcosis	1242-88

GUIDES FOR:

Acute Toxicity Test with the Rotifer Brachionus	1440-91
Collection, Storage, Characterization, and Manipulation of Sediments for Toxicological Testing	1391-90
Conducting Acute Toxicity Tests on Aqueous Effluents with Fishes, Macroinvertebrates, and Amphibians	1192-88
Conducting Acute Toxicity Tests with Fishes, Macroinvertebrates, and Amphibians	729-88a
Conducting Early Life-Stage Toxicity Tests with Fishes	1241-92
Conducting Life-Cycle Toxicity Tests with Saltwater Mysids	1191-90
Conducting Renewal Life-Cycle Toxicity Tests with *Daphnia magna*	1193-87
Conducting Sediment Toxicity Tests with Fresh Water Invertebrates	1383-93
Conducting the Frog Embryo Teratogenesis Assay-Xenopus (Fetax)	1439-91
Conducting 10-day Static Sediment Toxicity Tests with Marine and Estuarine Amphipods	1367-92
Conducting Sexual Reproduction Test with Seaweeds	1498-92
Conducting Static 96-h Toxicity Tests with Microalgae	1218-90
Conducting Static Acute Aquatic Toxicity Screening Tests with the Mosquito, *Wyeomyia smithii* (Coquillett)	1365-90
Conducting Static Acute Toxicity Tests Starting with Embryos of Four Species of Saltwater Bivalve Molluscs	724-89
Conducting Static and Flow-Through Acute Toxicity Tests with Mysids from the West Coast of the United States	1463-92
Conducting Static Toxicity Tests with the *Lemma gibba* G3	1415-91
Conducting a Terrestrial Soil-Core Microcosm Test	1197-87 (1993)
Conducting a Three-Brood, Renewal Toxicity Tests with *Ceriodaphnia dubia*	1295-89
Designing Biological Tests with Sediments	1525-93
Selecting Grab Sampling Devices for Collecting Benthnic Macroinvertebrates	4387-84 (1989)
Selecting Stream-Net Sampling Devices for Collecting Benthic Macroinvertebrates	4556-85 (1989)

TERMINOLOGY RELATING TO:

Biological Effects and Environmental Fate	943-93

CLASSIFICATIONS OF:

Fish Sampling	4211-82 (1993)
Sampling Phytoplankton in Surface Waters	4149-82 (1993)

ASTM. 1994. ***Annual Book of ASTM Standards, 1994. Water and Environmental Technology. 2 Vols: Water (I) and Water (II).*** **American Society for Testing and Materials, Philadelphia, PA.**

Media in which methods can be used: ☑ **Water** ☑ **Sediment** ☐ **Biota**

Keywords: **Water quality, sediment quality, sampling, organics, total organic carbon, PAHs, pesticides, PCBs, radioactivity, salinity, pathogenic organisms, grain size, dissolved oxygen, inorganics, metals, nutrients, turbidity, flow, pH, oxygen demand, data analysis, QA/QC**

Abstract:

Section 11 of the ASTM Standards addresses the standardization of methods for:

- sampling and analysis of water, waterborne materials and wastes, water-formed deposits, and fluvial sediments
- surface water hydraulics and hydraulic measurements
- the determination of the performance of materials used to modify water characteristics
- the determination of the corrosivity or deposit-forming properties of water

Volume 11.01 is the first of two volumes containing standard procedures for assessing water. It is presented in four parts:

- Terminology, Reagents, and the Reporting of Results
- Sampling and Flow Measurement
- General Properties of Water (over 20 tests and practices for assessing such properties as pH, turbidity, corrosivity, and specific gravity)
- Inorganic Constituents (includes over 70 tests and practices)

Volume 11.02 is presented in six parts:

- Organic Constituents (40 standard procedures, including general analysis methods and tests for specific procedures and oils)
- Radioactivity (20 procedures for measuring radioactivity and specific radionuclides)
- Saline and Brackish Waters, Seawaters, and Brine (over 10 tests for determining specific constituents, such as barium, iodide, bromide, and chlorine ions)
- Microbiological Examination (14 standard tests and practices)
- Water-Formed Deposits
- Water-Treatment Materials

[extracted from document]

Contact: (215) 299-5585

TABLE OF CONTENTS

	METHOD NUMBER
VOLUME 11.01	
1 TERMINOLOGY, SPECIFICATIONS, REAGENTS, AND REPORTING RESULTS	
Terminology for Basic Statistics in Committee D-19 on Water	D 4375-90
Terminology	D 1129-90
Holding Time Estimation, for Water Samples Containing Organic and Inorganic Constituents	D 4841-88 (1993)
Intralaboratory Quality Control and Reporting Low-Level Data	D 4210-89
Good Laboratory Practices	D 3856-88
Precision and Bias	D 2777-86
Reagent Water	D 1193-91
Reporting Results	D 596-91
Sampling Chain of Custody Procedures	D 4840-88 (1993)
Standard Operating Procedures Used in a Specific Laboratory, Documenting	D 5172-91
Terminology for Fluvial Sediment	D 4410-93a
Biomedical Grade Water	D 5196-91
Electronic Grade Water	D 5127-90
2 SAMPLING AND FLOW MEASUREMENT OF WATER AND STREAM	
Discharge by Step-Backwater Method, Measurement of	D 5388-93
Equipment for Sampling Water and Stream	D 1192-70 (1977)
Flow Measurement, by Parshall Flume	D 1941-91
Open Channel Flow Measurement, Velocity Area Method	D 3858-90
Open Channel Flow Measurement, by Acoustic Means	D 4408-84
Open Channel Flow Measurement, by Acoustic Velocity Meter Systems	D 5389-93
Open Channel Flow Measurement, Indirectly at Culverts	D 5243-92
Open Channel Flow Measurement, Indirectly, by Slope-Area Method	D 5130-90
Open Channel Flow Measurement, with Thin-Plate Weirs	D 5242-92
Open Channel Flow Measurement, Indirectly, Using Width Contractions	D 5129-90
Open Channel Flow Measurement, with Palmer Bowlus Flumes	D 5390-93

Noncohesive Sediment, Elements of a Complete Data Set for	D 5387-93
Sampling Stream	D 1066-82
Sampling Water	D 3370-82
Ultra-Pure Water Samples, Handling	D 4453-91
Velocity Measurement, Open Channels, Acoustic Means	D 3857-79
Velocity Measurement, Open Channels, with Electromagnetic Current Meters	D 5089-90
Velocity Measurement, Open Channels, with Rotating Element Current Meters	D 4409-91
Water Levels in Open-Water Bodies, Measurement of	D 5413-93

3 GENERAL PROPERTIES OF WATER

Acidity of Alkalinity	D 1067-92
Coagulation-Flocculation-Filtration Test	D 4188-82
Colloids, Zeta Potential	D 4187-82
Conductivity, Electrical	D 1125-91
Conductivity, Electrical, On-Line Monitoring to Determine Anions and Carbon Dioxide in High-Purity Water	D 4519-93
Conductivity and Resistivity, Electrical, of a Flowing High Purity Water Sample	D 5391-93
Corrosion and Fouling Tendency, Under Heat Transfer Conditions	D 4778-88 (1993)
Corrosivity, in Absence of Heat Transfer (Electrical Methods) (Discontinued in 1992 - Replaced by G96)	D 2776-79
Corrosivity, Embrittlement Detector Method	D 807-82
Corrosivity, in Absence of Heat Transfer (Weight Loss Methods)	D 2688-92
Fouling and Corrosion Tendency, Under Heat Transfer Conditions	D 4778-88 (1993)
Hardness in Water by Na_2H_2 EDTA Titration	D 1126-86 (1992)
Ion-Selective Electrodes, Glossary	D 4127-92
Monitoring Systems, Continual On-Line	D 3864-79 (1990)
Odor	D 1292-86 (1990)
On-Line Measurement of Low Level Dissolved Oxygen	D 5462-93
On-Line Monitoring of Electrical Conductivity to Determine Anions and Carbon Dioxide in High-Purity Water	D 4519-93
On-Line Monitoring of Carbon Compounds in Water	D 5173-91
On-Line Monitoring Systems for Water Analysis	D 3864-79 (1980)
Oxidation-Reduction Potential	D 1498-93
pH	D 1293-84 (1990)
pH Measurement, On-Line, Water of Low Conductivity	D 5128-90

pH Measurement, Water of Low Conductivity	D 5464-93
Preparation of Biological Samples for Inorganic Chemical Analysis	D 4638-86 (1990)
Silt Density Index	D 4189-82 (1987)
Specific Gravity	D 1429-86
Surface Tension	D 1590-60 (1977)
Turbidity, Nephelometric	D 1889-88a
Ultra-Pure Water Samples	D 4453-91

4 INORGANIC COMPOUNDS

Aluminum	D 857-89
Aluminum, by Direct Current Argon Plasma Atomic Emission Spectroscopy	D 4190-82 (1988)
Aluminum, Digestion of Samples for Determination of Metals by Flame Atomic Absorption or Plasma Emission Spectroscopy	D 1971-91
Ammonia Nitrogen	D 1426-93
Anions in Water by Chemically-Suppressed Ion Chromatography	D 4327-91
Antimony	D 3697-92
Arsenic	D 2972-93
Barium in Water, Atomic Absorption Spectrophotometry, Graphite Furnace	D 4382-91
Beryllium	D 3645-93
Beryllium, by Direct-Current Argon Plasma Atomic Emission Spectroscopy	D 4190-82 (1988)
Beryllium, Digestion of Samples for Determination of Metals by Flame Atomic Absorption or Plasma Emission Spectroscopy	D 1971-91
Boron, by Curcumin Colorimetric-Extraction Method	D 3082-92
Boron, by Direct Current Argon Plasma Atomic Emission Spectroscopy	D 4190-82 (1988)
Bromide, Ion-Selective	D 1246-88
Bromide, by Chemically-Suppressed Ion Chromatography	D 4327-91
Cadmium	D 3557-90
Cadmium, by Direct-Current Argon Plasma Atomic Emission Spectroscopy	D 4190-82 (1988)
Cadmium, Digestion of Samples for Determination of Metals by Flame Atomic Absorption or Plasma Emission Spectroscopy	D 1971-91
Calcium and Magnesium	D 511-93
Calcium and Magnesium, Digestion of Samples for Determination of Metals by Flame Atomic Absorption or Plasma Emission Spectroscopy	D 1971-91
Calcium and Magnesium Hardness	D 1126-86 (1992)
Carbon Dioxide, Total and Dissolved	D 513-92

Chloride	D 512-89
Chloride, by Chemically-Suppressed Ion Chromatography	D 4327-91
Chlorine, Residual, in Water	D 1253-86 (1992)
Chromium, Total	D 1687-92
Chromium, by Direct-Current Argon Plasma Atomic Emission Spectroscopy	D 4190-82 (1988)
Chromium, Digestion of Samples for Determination of Metals by Flame Atomic Absorption of Plasma Emission Spectroscopy	D 1971-91
Chromium, Dissolved Hexavalent, by Ion Chromatography	D 5257-93
Cobalt	D 3558-90
Cobalt, by Direct-Current Argon Plasma Atomic Emission Spectroscopy	D 4190-82 (1988)
Cobalt, Digestion of Samples for Determination of Metals by Flame Atomic Absorption of Plasma Emission Spectroscopy	D 1971-91
Copper	D 1688-90
Copper, by Direct-Current Argon Plasma Atomic Emission Spectroscopy	D 4190-82 (1988)
Copper, Digestion of Samples for Determination of Metals by Flame Atomic Absorption of Plasma Emission Spectroscopy	D 1971-91
Direct-Current Argon Plasma Atomic Emission Spectrophotometry, Elements in Water	D 4190-82 (1988)
Elements, Water, by Direct-Current Argon Plasma Atomic Emission Spectrophotometry	D 4190-82 (1988)
Elements, Water, by Flame Atomic Absorption Spectrophotometry	D 4691-87 (1992)
Elements, Water, by Graphite Furnace Atomic Absorption Spectrophotometry	D 3919-85 (1989)
Elements, Water, by Inductively-Coupled Argon Plasma Atomic Emission Spectroscopy	D 1976-91
Flame Atomic Absorption of Plasma Emission Spectroscopy, Digestion of Samples for Determination of Metals	D 1971-91
Fluoride	D 1179-93
Fluoride, by Chemcially-Suppressed Ion Chromatography	D 4327-91
Graphite Furnace Atomic Absorption Spectrophotometry, Measuring Trace Elements	D 3919-85 (1989)
Hydrazine, Colorimetric with p-Dimethylaminobenzaldehyde	D 1385-88 (1991)
Hydroxide, Titrimetric	D 514-85 (1989)
Inductively-Coupled Argon Plasma Atomic Emission Spectroscopy, Elements in Water	D 1976-91

Ion Chromatography, Chemically-Suppressed Anions in Water	D 4327-88
Iron	D 1068-90
Iron, by Direct-Current Argon Plasma Atomic Emission Spectroscopy	D 4190-82 (1988)
Iron, Digestion of Samples for Determination of Metals by Flame Atomic Absorption of Plasma Emission Spectroscopy	D 1971-91
Kits, Test, Use of, to Measure Inorganic Constituents	D 5461-93
Lead	3559-90
Lead, by Direct-Current Argon Plasma Atomic Emission Spectroscopy	D 4190-82 (1988)
Lead, Digestion of Samples for Determination of Metals by Flame Atomic Absorption of Plasma Emission Spectroscopy	D 1971-91
Magnesium and Calcium	D 511-93
Manganese and Calcium, Digestion of Samples for Determination of Metals by Flame Atomic Absorption or Plasma Emission Spectroscopy	D 1971-91
Manganese	D 858-90
Manganese, by Direct-Current Argon Plasma Atomic Emission Spectroscopy	D 4190-82 (1988)
Manganese, Digestion of Samples for Determination of Metals by Flame Atomic Absorption of Plasma Emission Spectroscopy	D 1971-91
Mercury by Cold Vapor Atomic Absorption Spectrophotometry	D 3223-91
Mercury, by Direct-Current Argon Plasma Atomic Emission Spectroscopy	D 4190-82 (1988)
Molybdenum by Atomic Absorption Spectrophotometry	D 3372-92
Molybdenum, Digestion of Samples for Determination of Metals by Flame Atomic Absorption or Plasma Emission Spectroscopy	D 1971-91
Nickel	D 1886-90
Nickel, by Direct-Current Argon Plasma Atomic Emission Spectroscopy	D 4190-82 (1988)
Nickel, Digestion of Samples for Determination of Metals by Flame Atomic Absorption of Plasma Emission Spectroscopy	D 1971-91
Nitrate, by Chemically-Suppressed Ion Chromatography	D 4327-91
Nitrite, by Chemically-Suppressed Ion Chromatography	D 4327-91
Nitrite-Nitrate	D 3867-90
Nitrogen, Total Kjeldahl	D 3590-89
Oxygen, Dissolved in Water	D 888-92
Phosphate, by Chemically-Suppressed Ion Chromatography	D 4327-91
Phosphorus	515-88

Plasma Emission Spectroscopy or Flame Atomic Absorption, Digestion of Samples for Determination of Metals	D 1971-91
Potassium, Atomic Absorption Spectrophotometry	D 4192-93
Potassium, Digestion of Samples for Determination of Metals by Flame Atomic Absorption or Plasma Emission Spectroscopy	D 1971-91
Samples, Digestion, for Determination of Metals by Flame Atomic Absorption or Plasma Emission Spectroscopy	D 1971-91
Sample Digestion Using Closed Vessel Microwave Heating Technique, Determination of Total Recoverable Metals in Water	D 4309-91
Selenium	D 3859-93
Silica, Colorimetric Molybdate-Reactive Silica	D 859-88
Silver	D 3866-92
Silver, Digestion of Samples for Determination of Metals by Flame Atomic Absorption or Plasma Emission Spectroscopy	D 1971-91
Sodium, Atomic Absorption Spectrophotometry	D 4191-93
Sodium, Digestion of Samples for Determination of Metals by Flame Atomic Absorption or Plasma Emission Spectroscopy	D 1971-91
Sodium, Continuous Determination, Sodium-Ion Electrode	D 2791-93
Strontium, by Direct-Current Argon Plasma Atomic Emission Spectroscopy	D 4190-82 (1988)
Strontium	D 3920-92
Sulfate, Turbidimetric	D 516-90
Sulfate, by Chemically-Suppressed Ion Chromatography	D 4327-91
Sulfide Ion in Water	D 4658-92
Vanadium, Atomic Absorption, Graphite Furnace	D 3373-93
Vanadium, by Direct-Current Argon Plasma Atomic Emission Spectroscopy	D 4190-82 (1988)
Zinc	D 1691-90
Zinc, by Direct-Current Argon Plasma Atomic Emission Spectroscopy	D 4190-82 (1988)
Zinc, Digestion of Samples for Determination of Metals by Flame Atomic Absorption or Plasma Emission Spectroscopy	D 1971-91

VOLUME 11.02

1 ORGANIC CONSTITUENTS

SAMPLE EXTRACTION, PREPARATION, AND PRESERVATION

Holding Time for Water Samples Containing Organic Constituents	D 4515-85 (1990)
Organic Matter, Concentration and Recovery of, by Activated Carbon (Discontinued 1993)	D 2910-85
Sample Containers, Preparation, and Organic Constituents, Preservation	D 3694-93
Volatile and Semi-Volatile Organic Compounds, Micro-Extraction of Water for Analysis of	D 5241-92

GENERAL METHODS

Carbon, Total and Organic, by High-Temperature Oxidation and Coulometric Detection	D 4129-88 (1993)
Carbon, Total and Organic, by Ultraviolet, or Persulfate Oxidation, or Both, and Infrared Detection	D 4839-88
Carbon, Total, Organic, and Inorganic, in High-Purity Water, by Ultraviolet (UV) or Persulfate Oxidation, or Both and Infrared Detection	D 4779-93
Carbon, Total and Organic	D 2579-93
Halides, Organic, by Carbon Adsorption-Microcoulometric Detection	D 4744-89
Nitrogen, Total Chemically Bound, by Pyrolysis and Chemiluminescence Detection	D 5176-91
Oil and Grease (Fluorocarbon Extractable Substances), by Gravimetric Determination	D 4281-93
Oil and Grease, and Petroleum Hydrocarbons	D 3921-85 (1990)
Oxygen Demand, Chemical (Dichromate Oxygen Demand)	D 1252-88

CLASS-SPECIFIC METHODS

Chemicals, Identification, by Fluorescence Spectroscopy	D 4763-88
Cyanides	D 2036-91
Cyanide, Free, by Microdiffusion	D 4282-89
Cyanide, Total, and Acid Dissociable, and Thiocyanate	D 4374-93
Cyanogen Chloride	D 4165-89
EDTA, Sodium Salts of	D 3113-92
Methylene Blue Active Substances	D 2330-88
Phenolic Compounds	D 1783-91
Thiocyanate	D 4193-89
Thiocyanate	D 4374-93

COMPOUND-SPECIFIC METHODS

Chlorinated Organic Acid Compounds, Determination of, by Gas Chromatagraphy with an Electron Capture Detector	D 5317-93
Complex Polycyclic Aromatic Hydrocarbon Mixtures of Petroleum Oils, Quantification of	D 5412-93

Cyclohexylamine, Morpholine, and Diethylaminoethanol in Water and Condensed Steam by Direct Aqueous Injection Gas Chromatography	D 4983-89
1,2-Dibromoethane and 1,2-Dibromo-Chromatography, by Micro-Extraction and Gas Chromatography	D 5316-92
Gas Chromatography and Electron Impact Mass Spectrometry, Identification of Organic Compound	D 4128-89
Halogenated Hydrocarbons, Low-Molecular Weight	D 3973-85 (1990)
Herbicides, Chlorinated Phenoxy Acids	D 3478-85
Nitriles, by Gas-Liquid Chromatography	D 3371-79 (1990)
N-Methylcarbamoyloximes and N-Methylcarbamates, by Direct Aqueous Injection HPLC with Post Column Derivatization	D 5315-92
Organic Compounds, Purgeable, Using Headspace Sampling	D 3871-84 (1990)
Organic Matter, Volatile, by Aqueous-Injection Gas Chromatography	D 2908-91
Organohalide Pesticides and Polychlorinated Biphenyls, by Microextraction and Gas Chromatography	D 5175-91
Pesticides, Organochlorine	D 3086-85 (1990)
Pesticides, Nitrogen and Phosphorus Containing, by Gas Chromatography with a Nitrogen-Phosphorus Detector	D 5475-93
Phenols, by Gas-Liquid Chromatography	D 2580-89
Polychlorinated Biphenyls (PCBs)	D 3534-85 (1990)
Polychlorinated Biphenyls and Organohalide Pesticides, by Microextraction and Gas Chromatography	D 5175-91
Polynuclear Aromatic Hydrocarbons	D 4657-92
Volatile Alcohols, by Direct Aqueous-Injection Gas Chromatography	D 3695-88
WATERBORNE OILS	
Analysis for Selected Elements (Discontinued 1994)	D 3327-79
Identification	D 3415-90
Petroleum Oils, Comparison of, by Fluorescence Analysis	D 3650-93
Petroleum Oils, Comparison of, by Gas Chromatography	D 3328-90
Petroleum Oils, Comparison of, by High Performance Liquid Chromatography	D 5037-90
Petroleum Oils, Comparison of, by Infrared Spectroscopy	D 3414-80 (1990)
Preparation of Samples for Identification	D 3326-90
Preservation of Samples	D 3325-90
Sampling	D 4489-85 (1990)

2 RADIOACTIVITY

MEASUREMENT OF RADIOACTIVITY

Alpha Particle Radioactivity	D 1943-90
Alpha Spectrometry	D 3084-89
Beta Particle Radioactivity	D 1890-90
Gamma-Ray Spectrometry High Resolution	D 3649-91
NaI (Tl) Gamma-Ray Spectrometry	D 4962-89
Radioactivity, Practices for Measurement	D 3648-78 (1987)
Radionuclides in Reactor Coolant, Calculation of Average Energy per Disintegration ($\overline{E}$) for a Mixture of	D 5411-93

SPECIFIC RADIONUCLIDES

Iodine (Discontinued 1992)	D 2334-88
Iodine-131, Low-Level	D 4785-93
Iron	D 4922-89
Plutonium	D 3865-90
Radium, Radionuclides of	D 2460-90
Radium-226	D 3454-91
Radon in Drinking Water	D 5072-92
Tritium (Discontinued 1993 - Replaced by D 4107)	D 2476-81 (1987)
Uranium	D 2907-91
Uranium, Isotopic, by Radiochemistry	D 3972-90
Uranium, Trace, by Pulsed-Laser Phosphorimetry	D 5174-91

3 SALINE AND BRACKISH WATERS, SEAWATERS, AND BRINES

GENERAL

Alkalinity	D 3875-80 (1993)
Substitute Ocean Water	D 1141-90 (1992)
Water Injectivity Through the Use of On-Site Floods, Determining	D 4520-86

SPECIFIC CONSTITUENTS

Barium	D 3651-92
Barium by Direct-Current Argon Plasma Atomic Emission Spectroscopy	D 3986-81 (1991)
Barium Sulfate, Strontium Sulfate, and Calcium Sulfate Dihydrate (Gypsum)	D 4328-84 (1993)
Chloride Ions	D 4458-85 (1989)
Fluoride Ions	D 3868-79 (1989)
Iodide and Bromide	D 3869-79 (1989)
Lithium, Potassium, and Sodium by Atomic Absorption Spectrophotometry	D 3561-77 (1992)
Potassium, Lithium, and Sodium by Atomic Absorption Spectrophotometry	D 3561-77 (1992)
Sodium , Potassium, and Lithium by Atomic Absorption Spectrophotometry	D 3561-77 (1992)

Strontium, by Atomic Absorption Spectrophotometry	D 3352-74 (1989)
Barium Sulfate, Strontium Sulfate, and Calcium Sulfate Dihydrate (Gypsum)	D 4328-84 (1993)
Sulfate Ion	D 4130-82 (1987)

4 MICROBIOLOGICAL EXAMINATION

Cleaning Laboratory Glassware, Plasticware, and Equipment	D 5245-92
Adenosine Triphosphate (ATP) Content	D 4012-81 (1990)
Determining Microbial Counts from Waters Analyzed by Plating Methods	D 5465-93
Bacteria, Total Count	F 488-79
Candida albicans, Enumeration	D 4249-83 (1992)
Characteristics, Colony Counting Methods in Bacteriology	D 3870-91
Cleaning Laboratory Glassware, Plasticware, and Equipment	D 5245-92
Coliphages	D 4201-82 (1989)
Enterococci, Isolation and Enumeration by Membrane-Filter Procedure	D 5259-91
Fecal Coliform Recovery, Evaluation of Membrane Filters	D 3508-78 (1982)
Iron Bacteria	D 932-85 (1990)
Isolation and Enumeration of *Escherichia coli* by the Two-Step Membrane Filter Procedure	D 5392-93
Microbiological Contaminants, Detection and Enumeration (Discontinued 1993)	F 60-68 (1983)
Microscopy Counting, Epifluorescence Enumeration	D 4455-85 (1990)
Oxygen Uptake	D 4478-85
Pseudonomas aeruginosa, Isolation and Enumeration	D 5246-92
Recovery of Enteroviruses	D 5244-92
Recovery of Viruses from Wastewater Sludges	D 4994-89
Simultaneous Enumeration of Total Respiring Bacteria in Aquatic Systems by Microscopy	D 4454-85 (1990)
Sulfate-Reducing Bacteria	D 4412-84 (1990)

5 WATER-FORMED DEPOSITS

Chemical Microscopy	D 1245-84 (1989)
Corrosivity of Solvent Systems for Removing Deposits	D 3263-82 (1989)
Deposit-Forming Impurities in Steam	D 2185-84 (1990)
Deposition, Accumulated, in a Steam Generator Tube	D 3483-83 (1990)
Extraction, Trace Elements	D 3974-81 (1990)
Iron Bacteria	D 932-85 (1990)
Morphologic Characteristics of Surface Water Bodies, Measurement	D 4581-86 (1990)
Phosphorus and Organic Phosphorus in Sediments, Total Recoverable	D 4183-82
Reporting Results	D 933-84 (1990)

Reporting Results of Examination and Analysis of Deposits Formed From Water for Subsurface Injection	D 4025-93
Sampling	D 887-82 (1989)
Sampling Fluvial Sediment in Motion	D 4411-93
Sediments, Acid Extraction of Elements, Using Closed Vessel Microwave Heating	D 5258-92
Sediments, Fluvial, Particle Size Analysis, Selection of Methods (Manual)	D 4822-88
Sediments, Submerged, Unconsolidated, Guide for Core-Sampling	D 4823-88
Sediment Reference Samples, Preparation of, for Major and Trace Inorganic Constituent Analysis by Partial Extraction Procedures	D 5074-90
Sediment Samples, Chemical Analysis	D 3976-92
Sediment Samples, Collaborative Testing	D 3975-93
Sediment Samples, Total Digestion of, for Chemical Analysis of Various Metals	D 4698-92
Silica, Low-Level Total, by Flameless Atomic Absorption Spectroscopy	D 4517-85 (1990)
Solvent Systems, Analysis of (Discontinued 1994)	D 2790-83
Solvent Systems for Dissolving Water Formed Deposits, Efficacy of	D 4743-92
Dynamic Solvent Systems for Dissolving Water-Formed Deposits, Relative Efficiency of	D 5256-92
Sulfate-Reducing Bacteria	D 4412-84 (1990)
Surface Water, Depth Measurement of	D 5073-90
Suspended-Sediment Concentration in Water Samples	D 3977-80
Water-Formed Deposits, Preparation and Preliminary Testing	D 2331-80 (1990)
X-Ray Diffraction Analysis, Identification of Crystalline Compounds	D 934-80 (1990)
X-Ray Fluorescence Analysis, Wavelength-Dispersive	D 2332-84 (1989)

6 WATER TREATMENT MATERIALS

CHEMICALS

Chlorine Requirement	D 1291-89
Coagulation-Flocculation Jar Test	D 2035-80 (1990)

PARTICULATE ION-EXCHANGE MATERIALS

Anion-Cation Balance, Mixed-Bed Ion-Exchange Resins	D 4548-91
Column Capacity, Mixed-Bed Ion-Exchange Materials	D 3375-84
Fouling and Degradation of Particulate Ion-Exchange Materials, Detection	D 5217-91
Operating Performance, Anion-Exchange Materials for Strong Acid Removal	D 3087-91
Operating Performance, Particulate Cation-Exchange Materials	D 1782-91

Organic Fouling of Particulate Anion Exchange Resins	D 5042-90
Physical and Chemical Properties	D 2187-93
Powdered Ion-Exchange Resins, Precoat Capacity	D 4266-83 (1990)
Powered Ion-Exchange Resins, Physical and Chemical Properties	D 4456-85 (1990)
Sampling	D 2687-84 (1990)
MEMBRANE FILTERS	
Absorbent Pads, Bacteriological Analysis, and Growth	D 4198-82 (1993)
Autoclavability	D 4199-82 (1993)
Characteristics, Pore Size	F 316-86
Electrodialysis/Electrodialysis Reversal Applications, Water Analysis for	D 5091-90
Electrodialysis/Electrodialysis Recordkeeping	D 5131-90
Fecal Coliform, Recoverability	D 3508-78 (1982)
Ink Grids, Inhibitory Effects	D 4200-82 (1993)
Liquid Flow Rate, Membrane Filters	F 317-72 (1982)
Porosity, Percent	D 4197-82
Retention Characteristics 0.2 µm Membrane Filters	D 3862-80 (1990)
Retention Characteristics 0.40 to 0.45 µm Membrane Filters	D 3863-87 (1993)
Sterility, Membrane Filters	D 4196-82 (1993)
Ultrafiltration Permeate Flow Performance Data, Standardizing	D 5090-90
Water-Extractable Matter, Quality	D 3861-84
MEMBRANES, REVERSE OSMOSIS	
Detecting Leaks	D 3923-80 (1989)
Langelier Saturation Index	D 3739-88 (1993)
Operating Characteristics, Reverse Osmosis Devices	D 4194-89
Recordkeeping, Reverse Osmosis Systems	D 4472-89
Scaling Salts for Reverse Osmosis, Calculation, and Adjustment	D 4692-87 (1992)
Silica (SiO_2) Scaling, Calculating, and Adjustment	D 4993-89
Standardizing Reverse Osmosis Performance Data	D 4516-85 (1989)
Stiff and Davis Stability Index for Reverse Osmosis, Calculation, and Adjustment	D 4582-91
Water Analysis, Reverse Osmosis Application	D 4195-88 (1993)

State Water Resources Control Board. 1990. *California Ocean Plan. Water Quality Control Plan for Ocean Waters of California.* State of California, State Water Resources Control Board, Sacramento, CA. pp. 23.

Media in which methods can be used: ☑ **Water** ☐ **Sediment** ☐ **Biota**

Keywords: **Water quality, data analysis, pH, salinity, total solids, turbidity, temperature, metals, inorganics, organics, PAHs, PCBs, pesticides, organotins, radioactivity, pathogenic organisms**

Abstract

This is a State of California regulatory document commonly referred to as the California Ocean Plan. The document specifies regulatory water quality objectives for physical, chemical, biological, bacterial, and radioactive characteristics, as well as effluent quality requirements for discharges into state waters. Toxic material limitations are set out in terms of instantaneous maximum, daily maximum, and 6-month median values. Objectives for the protection of human health are stated as 30-day average maximum concentrations and estimates of chronic toxicity are given for metals. Minimum standard monitoring procedures for discharges into ocean waters are outlined.
[compiled after review]

Contact: (916) 657-2390

TABLE OF CONTENTS

INTRODUCTION

1 BENEFICIAL USES

2 WATER QUALITY OBJECTIVES
- Bacterial Characteristics
  - Water-Contact Standards
  - Shellfish Harvesting Standards
- Bacterial Assessment and Remedial Action Requirements
- Physical Characteristics
- Chemical Characteristics
- Biological Characteristics
- Radioactivity

3 GENERAL REQUIREMENTS FOR MANAGEMENT OF WASTE DISCHARGE TO THE OCEAN

4 QUALITY REQUIREMENTS FOR WASTE DISCHARGES (EFFLUENT QUALITY REQUIREMENTS)
- Table A: Major Wastewater Constituents and Properties
- Table B: Toxic Materials Limitations
- Table C: Background Seawater Concentrations

5 DISCHARGE PROHIBITIONS
- Hazardous Substances
- Areas of Special Biological Significance
- Sludge
- By-Passing

6 GENERAL PROVISIONS
- Effective Date
- Waste Discharge Requirements
  - Table D: Conservative Estimates of Chronic Toxicity
- Revision of Waste Discharge Requirements
- Monitoring Program
- Areas of Special Biological Significance
- State Board Exceptions to Plan Requirements

APPENDIX 1: DEFINITION OF TERMS

APPENDIX 2: STANDARD MONITORING PROCEDURES

State Water Resources Control Board. 1990. *Procedures Manual for Conducting Toxicity Tests Developed by the Marine Bioassay Project.* Prepared by B. Anderson et al., Water Resources Control Board, State of California, Sacramento, CA. pp. 121. Report No. 90-10WQ.

Media in which methods can be used: ☑ **Water** ☐ **Sediment** ☑ **Biota**

Keywords: **Water quality, biological characterization, sampling, toxicity/bioassays**

Abstract

This manual provides detailed instructions for conducting short-term toxicity tests developed by the Marine Bioassay Project (MBP). The MBP was initiated in 1984 by the California State Water Resources Control Board (State Board) to design and develop sensitive measures for testing toxicity of discharges to marine waters. Species selection emphasizes use of organisms present in California. Consistent with multispecies testing procedure, the MBP has developed protocols for an alga, a fish, and two invertebrates native to California's waters.

This manual consists of five chapters, which are summarized below:

Chapter 1 described basic quality assurance and quality control (QA/QC) requirements for conducting marine toxicity tests. Test-specific QA/QC requirements for conducting marine toxicity tests are included in the individual protocols.

Chapter 2 describes an invertebrate test, the abalone larval development protocol, which is a 48-hour static exposure test. The abalone tests protocol is one of seven tests approved by the State Board in March 1990 for measuring compliance with the chronic toxicity objectives of the California Ocean Plan.

Chapter 3 contains the algal test, the giant kelp germination and growth test. This 48-hour static exposure test has also been approved for measuring compliance with the California Ocean Plan.

Chapter 4 describes a 96-hour static renewal test using a crustacean. This protocol incorporates an endpoint of mortality to juvenile mysid shrimp. Test development is being continued on a non-lethal endpoint that measures mysid growth.

Chapter 5 contains a tentative protocol for a fish species, the topsmelt. This is a 12-day static renewal test measuring embryonic development.

While this manual contains the latest versions of protocols developed by the MBP, it is anticipated that all four will undergo further improvement and modification with continued testing by the MBP and other interested laboratories. Since test acceptability requirements are based on empirical observations performed with reference toxicants, continued repetitive testing may lead to modification of these acceptability requirements. Note that individual pages describing each toxicity test protocol are titled, dated, and paginated so that periodic updates issued by the MBP can be inserted directly into the manual.
[extracted from document]

Contact: (916) 657-2390

TABLE OF CONTENTS

1 MARINE TOXICITY TEST QUALITY ASSURANCE AND QUALITY CONTROL

2 ABALONE LARVAL DEVELOPMENT PROTOCOL

3 GIANT KELP GERMINATION AND GROWTH PROTOCOL

4 MYSID EARLY LIFE-STAGE LETHALITY PROTOCOL

5 TOPSMELT EMBRYO DEVELOPMENT PROTOCOL

APPENDIX A THE MARINE BIOASSAY PROJECT (ORGANIZATION)

Chesapeake Bay Program. 1991. ***Chesapeake Bay Coordinated Split Sample Program Implementation Guidelines Revision 3.*** **U.S. Environmental Protection Agency, Chesapeake Bay Program Office, Annapolis, MD. CBP/TRS 58/91 Revision 3. EPA X 8812-0030ZN.**

Media in which methods can be used: ☑ **Water** ☐ **Sediment** ☐ **Biota**

Keywords: **Water quality, sampling, QA/QC, data analysis/management**

Abstract

In 1988, the Chesapeake Bay Program's Monitoring Subcommittee identified the need to assess the comparability of the water quality data produced by the many agencies participating in the basinwide data collection programs. The Monitoring Subcommittee's Analytical Methods and Quality Assurance Workgroup recommended the implementation of a basinwide coordinated split sample program to address this programmatic need. Although individual laboratories can evaluate the performance of their own analytical operations against standard reference materials, the most complete mechanism for the evaluation of total sampling and analysis system variability is through the use of field split samples. These include both field and laboratory sources of variability.

The major objective of the Coordinated Split Sample Program (CSSP) is to establish a measure of comparability between sampling and analytical operations for water quality monitoring basinwide. A secondary objective is to evaluate the in-matrix dilution of standard EPA reference materials. These standard reference materials are analyzed in appropriate matrix, fresh to saline, and concentration level to match the sample.

This document provides specific guidance to agency managers on the implementation of the split-sample program. This guidance includes suggested protocols for sample collection, sample analysis, and for data management and analysis. The focus of the guidelines is the Chesapeake Bay Program, and includes specific information such as point of contact and telephone numbers for each geographical component of the program. However, the descriptions of protocols could easily be adapted to other locales and programs.
[extracted from document]

Contact: (301) 267-0061

TABLE OF CONTENTS

1 BACKGROUND

2 PROGRAM OBJECTIVES

3 PROGRAM DESIGN CONSIDERATIONS

4 SPLIT-SAMPLE PROGRAM RESPONSIBILITIES
- Component Program Responsibilities
- Data Management and Reporting Responsibilities
- Coordinated Split-Sample Program Oversight Responsibilities

5 SPLIT-SAMPLE COLLECTION AND PROCESSING PROTOCOLS

6 LABORATORY SAMPLE HANDLING AND ANALYSIS PROTOCOLS

7 DATA MANAGEMENT REQUIREMENTS AND PROTOCOLS
- Chain-of-Custody Form
- Diskette Submission
  - Data Format and Parameter Names
  - Diskette Formats
  - Hardcopy Submission
- Accompanying Narrative
- Data Verification

8 STATISTICAL DATA ANALYSIS AND REPORTING

9 COORDINATED SPLIT-SAMPLE PROGRAM IMPLEMENTATION

10 SPLIT SAMPLE COMPONENT PROGRAMS
- Chesapeake Bay Coordinated Split-Sample Program
- Mainstem/Tidal Tributaries Component
- Virginia Mainstem/Tributaries Component
- Tidal Potomac River Component
- Non-Tidal Tributaries/Fall-Line Component

11 REFERENCES

Chesapeake Bay Program. 1992. *Chesapeake Bay Program Data Management Plan.* U.S. Environmental Protection Agency, Chesapeake Bay Program Monitoring Subcommittee, Annapolis, MD. pp. 297.

Media in which methods can be used: ☑ **Water** ☑ **Sediment** ☑ **Biota**

Keywords: **Water quality, sediment quality, biological characterization, QA/QC, data management**

Abstract

Data management has long been recognized as an integral part of the Chesapeake Bay Program (CBP). The efforts of all CBP partner agencies to manage the resources of the Chesapeake Bay require an extensive database of known and documented quality. The data must be easily accessed for analytical and reporting purposes. A key to achieving these goals is to acquire or create common data attributes in similar or translatable formats. This plan describes the data forms and procedures for the submission, storage, and retrieval of Chesapeake Bay data at the CBP.

This data management plan describes the Chesapeake Bay Program procedures and standards to acquire, store, and access Chesapeake Bay data. The plan contains:

- data submission procedures
- quality assurance practices for the data
- database summaries
- appendices, that include:
  - data submission forms (w/completed examples)
  - data quality assurance policies and definitions
  - data dictionary and code tables

For further information or clarification pertaining to this plan, please contact the Computer Sciences Corporation database administrator at (800) 532-2281 or (410) 267-0061, or write to:

Data Base Administrator
Computer Sciences Corporation
c/o U.S. Environmental Protection Agency
Chesapeake Bay Program Office
410 Severn Avenue, Suite 109
Annapolis, MD 21403

[extracted from document]

Contact: (301) 267-0061

TABLE OF CONTENTS

1 INTRODUCTION

2 DATA QUALITY ASSURANCE PROCEDURES

3 DATA SUBMISSION PROCEDURES

4 THE DATA APPROVAL PROCESS

5 DATA BASE SUMMARIES

APPENDIX A: QUALITY ASSURANCE POLICY

APPENDIX B: QUALITY ASSURANCE DEFINITIONS

APPENDIX C: PROJECT INFORMATION FORM

APPENDIX D: DATA SET DOCUMENTATION FORM

APPENDIX E: DATA DOCUMENTATION FORM

APPENDIX F: DATA DICTIONARY

APPENDIX G: DATA DICTIONARY TABLES

APPENDIX H: DATA PROCESSING REQUEST FORMS

Chesapeake Bay Program. 1992. ***Guidance for the Analysis of Water Quality Trends in Chesapeake Bay - Draft.*** **Prepared by the Data Analysis Workgroup of the Chesapeake Bay Program Monitoring Subcommittee for the State of Maryland, Department of the Environment, Baltimore, MD.**

Media in which methods can be used: ☑ **Water** ☐ **Sediment** ☐ **Biota**

Keywords: **Water quality, data analysis/management**

Abstract

Environmental data typically have characteristics such as temporal variability, spatial heterogeneity, and measurement error which present problems when these data are analyzed. Compounding these problems is the long-term nature of trend detection which often means patching together a decade or more of investigations by several principal investigators, analytical laboratories, and managing agencies.

The intent of this document is to help guide data analysis through the process of analyzing trends in water quality, so that technically sound conclusions and interpretations can be reached to support program management decisions.

This guidance is also intended to foster a consistent approach to trend analyses among the various investigators and jurisdictions involved in the monitoring and analysis of Chesapeake Bay water quality information.

The scope of this report is limited to water quality data, although many of the principles can be used for other types of information. The reader is assumed to be familiar with estuarine water quality, basic statistical analysis, and environmental management. The guidance is generic since the range of variables, data availability, and long-term management actions, make it practically impossible to provide an approach that will work for all situations. By following this guidance, tailored to the needs and availability of data for a particular situation, the analyst should be able to avoid many of the problems that can undermine such analyses, or at least understand the limits and assumptions attendant to the conclusions.

Clearly this brief guidance document is not a handbook for statistical analysis. It provides "guidance" to the analyst as to where more information may be found for those methods which are of interest on the basis of the brief description in this document. In addition to cited references, there is a separate annotated bibliography of references for detail and rigor that cannot be provided here.
[extracted from document]

Contact: (410) 631-3680

TABLE OF CONTENTS

1 INTRODUCTION

2 ANALYTICAL OBJECTIVES
- Hypothesis Development
- Choosing Parameters for Analysis

3 DATA REVIEW AND ASSEMBLY
- Identification of Potential Data Sets for Analysis of Trends and Their Documentation
- Review of Field and Laboratory Methods
- Examination of Quality Assurance/Quality Control Information
- Data Inspection and Characterization
- Identification of Outliers
- Acceptance of Data Sets
- References

4 DATA ANALYSIS
- Selection of Appropriate Spatial and Temporal Scales
  - Spatial Resolution
  - Temporal Resolution
- Exploratory Data Analysis
- Confirmatory Data Analysis
  - Data Characteristics
    - Distribution
    - Censoring
    - Step vs. Monotonic Trend
    - Unequal Variances
    - Seasonality
    - Persistence
    - Missing Data
  - Flow Adjustment
  - Power and Robustness
  - Confirmatory Tests
    - Seasonal Kendall
    - Van Belle and Hughes Intrablock Tests
  - Other Possibilities
    - Mann-Kendall
    - Mann-Kendall With Correction for Serial Dependence
    - Seasonal Kendall With Correction for Serial Dependence
    - Van Belle and Hughes Intrablock Test With Correction for Serial Dependence
- References

5 DATA INTERPRETATION

6 ANNOTATED BIBLIOGRAPHY
Primary References
Secondary References
References for Intervention Analysis
Books

7 BIBLIOGRAPHY OF TREND DETECTION SOFTWARE DETECT & EXCEED
SAS Statistics and ETS
McLeod-Hipel Time Series Package
USGS Trend Detection Software
Attachment 1: Summary of DAITS Program and Issues

Chesapeake Bay Program. 1993. *Guide to Using Chesapeake Bay Program Water Quality Monitoring Data.* Chesapeake Bay Program, Baltimore, MD. CBP/TRS 78/92. (NTIS: PB93-205888).

Media in which methods can be used: ☑ **Water** ☐ **Sediment** ☐ **Biota**

Keywords: **Water quality, data analysis/management**

Abstract

The Chesapeake Bay Program, a cooperative effort between the federal government and the state and local governments in the Chesapeake Bay watershed, provides funds to the states of Maryland and Virginia for the routine monitoring of 19 directly measured water quality parameters at 49 stations in the mainstem Bay. The Water Quality Monitoring Program began in June 1984 with stations sampled once each month during the colder late fall and winter months and twice each month in the warmer months. The three collecting organizations coordinate the sampling times of their respective stations, so that data for each sampling event, or "cruise", represent a synoptic picture of the Bay at that point in time.

This document describes the Chesapeake Bay Mainstem Water Quality Monitoring Program in general and provides detailed information about the existing Program database. The two main purposes of this document are to assist those who wish to obtain monitoring data and to provide information to data analysts about the database.

Monitoring Program sampling locations are identified in the database by station name and by latitude and longitude. At each station, a hydrographic profile is made (including water temperature, salinity, and dissolved oxygen) at approximately 1- to 2-meter intervals. Water samples for chemical analysis (e.g., nutrients and chlorophyll) are collected at surface and bottom, and two additional depths depending on the existence and location of a pycnocline (region(s) of density discontinuity in the water column). Correlative data on sea state and climate are also collected and in some cases additional optional parameters are available.

Data in the primary database consist of all directly measured parameters. For user applications, however, calculated values, such as total nitrogen and total phosphorus, are provided if the requisite components are available.

Information in this document is essential for properly manipulating (sorting, subsetting) the data. Other facts are important in designing, implementing, and interpreting data analyses. Some topics are interrelated and may be discussed in more than one place in the Guide.

This document is designed to help the potential data user formulate a data request tailored to his or her needs. It serves as a common starting point for communication between the user and the data provider at the CBP Computer Center. Potential data users should review the document and fill out and submit the included data request form prior to any communication with CBPCC staff.
[extracted from document]

Contact: (800) 968-7229

TABLE OF CONTENTS

1 OVERVIEW
- The Guide
- The Water Quality Monitoring Program
- The Database
- Data Request Form

2 GENERAL DESCRIPTION
- Monitoring Program Design
- Sample Collection and Water Quality Parameters
- Database
- Quality Assurance (QA)
- Program Sponsor
- Participating Agencies

3 DATA BASE INFORMATION
- Data Documentation
- Identifier Variables
- Water Quality Parameters
  - Physical Profile Sampling Methods
  - Dissolved Oxygen
  - Dissolved Oxygen Saturation
  - pH
  - Salinity
  - Secchi Disk Depth
  - Specific Conductivity
  - Water Temperature
  - Specific Gravity
  - Field Filtration Methods
  - Total Phosphorus
  - Total Dissolved Phosphorus
  - Particulate Phosphorus
  - Orthophosphate (filtered) and Dissolved Inorganic Phosphorus
  - Dissolved Organic Phosphorus
  - Total Nitrogen
  - Total Dissolved Nitrogen
  - Particulate Organic Nitrogen and Particulate Nitrogen
  - Total Kjeldahl Nitrogen, Whole and Filtered
  - Nitrite + Nitrate, Filtered and Nitrate, Filtered
  - Nitrite, Filtered
  - Ammonium, Filtered
  - Dissolved Inorganic Nitrogen

Dissolved Organic Nitrogen and Total Organic Nitrogen
Total Organic Carbon
Dissolved Organic Carbon
Particulate Organic Carbon and Particulate Carbon
Silica, Filtered
Total Suspended Solids
Chlorophyll-α and Phaeophytin, Spectrophotometric
Chlorophyll-α and Phaeophytin, Fluorometric
Other Parameters
Measured and Calculated Laboratory Parameters
Lower Detection Limits of Water Quality Parameters
Data Analysis Issues Tracking System (DAITS)

4 QUALITY ASSURANCE (QA) DATA
Introduction
Within-Organization QA Data
Field QA Data
Laboratory QA Data
Inter-Organization QA Data
Early Split Sample and Co-located Sample Results
Coordinated Split Sample Program (CSSP)

5 RELATED DOCUMENTATION

Chesapeake Bay Program. 1994. ***Recommended Guidelines for Sampling and Analysis in the Chesapeake Bay Monitoring Program.*** **U.S. Environmental Protection Agency, Region 3, Chesapeake Bay Program Office, Annapolis, MD. Draft report.**

Media in which methods can be used: ☑ **Water** ☑ **Sediment** ☑ **Biota**

Keywords: **Water quality, sediment quality, biological characterization, sampling, QA/QC, population/community, chlorophyll, organic carbon, oxygen demand, nutrients, grain size, total solids**

Abstract

The propose of this document is to provide field and laboratory methods and associated quality control (QC) procedures and criteria that will result in the generation of data of known and documented quality for use in the Chesapeake Bay Monitoring Program. Under this document, the Participant will conduct field measurements and collect and analyze water and sediment samples for specific physical, chemical, and biological parameters that are in accordance with previous data collection efforts. These monitoring data will be used in characterizing the health of the Virginia portion of the Chesapeake Bay and its tributaries, identifying long term trends, and providing data and guidance to managers and modelers during the restoration phase.

This document includes the requirements and procedures for field measurements, field sampling, and laboratory analysis in support of the Chesapeake Bay Monitoring Program. The first chapters provide general information regarding technical and contractual requirements, and the remaining chapters have been organized so as to correspond chronologically with the field and laboratory activities performed. *[extracted from document]*

Contact: (800) 968-7229

TABLE OF CONTENTS

1 INTRODUCTION
- Overview
  - Purpose of the SOW
  - Organization of the SOW
  - Quality Assurance Considerations
  - Health and Safety Considerations
  - Other Federal and State Requirements
  - Future Considerations
- Summary of Requirements
  - SOW Task Areas
  - Personnel Requirements
  - Facilities
  - Instrumentation and Equipment

2 QUALITY ASSURANCE
- Introduction
- General QA/QC Requirements
  - Reporting
  - Chain-of-Custody
  - Participation in Technical Meetings
  - Procedural Change Authorization
- Data Quality Objectives
  - General DOQs
  - Sampling
  - Field Measurements
  - Water Quality Monitoring
  - Phytoplankton Monitoring
  - Zooplankton Monitoring
  - Benthic Monitoring
- Documentation Requirements
  - Contractor QA Plan
  - QA Project Plans
  - Standard Operating Procedures
  - Document Control
  - Contractor Contingency/Health and Safety Plans
- Contractor Performance Assessment
  - Split Sample Program
  - Performance Evaluation Samples
  - Audits of Data Quality
  - On-Site Audits
- References

3 DATA MANAGEMENT AND DELIVERABLES REQUIREMENTS

4 WATER QUALITY MONITORING
- Introduction
  - Objectives and Scope
  - Rationale
- WQ Parameter List and Detection Limits
- Field Measurements and Sampling
  - Introduction
  - Field Measurements
  - Sampling
- Laboratory Analysis
  - General Laboratory QA/QC
  - Total Dissolved Phosphorus
  - Dissolved Orthophosphate
  - Particulate Phosphorus
  - Nitrite
  - Nitrate + Nitrite
  - Ammonia
  - Total Dissolved Nitrogen
  - Particulate Nitrogen
  - Particulate Carbon
  - Dissolved Organic Carbon
  - BOD, 5 Day
  - Chlorophyll and Phaeophytin
  - Total Suspended Solids
  - Fixed Suspended Solids
  - Silicates
  - Alkalinity

5 PHYTOPLANKTON MONITORING
- Introduction
  - Objectives and Scope
  - Rationale
- Phytoplankton Monitoring Parameter List
- Field Measurements and Sampling
  - Introduction
  - General Field QA/QC Procedures
  - Field Measurements
  - Sampling
- Laboratory Analysis
  - General Laboratory QA/QC Procedures
  - Data Analysis

Phytoplankton Analysis
Picoplankton Analysis
Productivity Analysis
References

6 ZOOPLANKTON MONITORING
Introduction
Objectives and Scope
Rationale
Zooplankton Monitoring Parameter List
Field Measurements and Sampling
Introduction
General Field QA/QC Procedures
Field Measurements
Sampling
Laboratory Analysis
General Laboratory QA/QC Procedures
Data Analysis
Zooplankton Analysis
References

7 BENTHIC MONITORING
Introduction
Objectives and Scope
Rationale
Benthic Monitoring Parameter List
Field Measurements and Sampling
Introduction
General Field QA/QC Procedures
Field Measurements
Sampling
Laboratory Analysis
General QA/QC Procedures
Data Analysis
Macrofaunal Analysis
Sediment Analysis
References

GLOSSARY

APPENDIX A: HEALTH AND SAFETY PROTOCOLS FOR EPA VESSELS

APPENDIX B: CHESAPEAKE BAY PROGRAM AQPjP CHECKLIST

Gilbert, R.O. 1987. ***Statistical Methods for Environmental Pollution Monitoring.*** **Van Nostrand Reinhold New York, NY.**

Media in which methods can be used: ☑ **Water** ☑ **Sediment** ☐ **Biota**

Keywords: **Water quality, sediment quality, sampling, QA/QC, data analysis**

Abstract

The application of statistics to environmental pollution monitoring studies requires a knowledge of statistical analysis methods particularly well suited to pollution data. This book attempts to help fill that need by providing sampling plans, statistical tests, parameter estimation procedure techniques, and references to pertinent publications. The book is written primarily for nonstatisticians (environmental scientists, engineers, hydrologists, etc.) who have had perhaps one or two introductory statistics courses. Most of the statistical techniques discussed are relatively simple, and examples, exercises, and case studies are provided to illustrate procedures. In addition to being a general reference, this book might be used in an upper undergraduate or lower graduate level applied statistics course or as a supplemental book for such a class.

The book is logically, though not formally, divided into three parts. Chapters 1, 2, and 3 are introductory chapters. Chapters 4 through 10 discuss field sampling designs and Chapters 11 through 18 deal with a broad range of statistical analysis procedures. Some statistical techniques given here are not commonly seen in statistics books. For example, methods for handling correlated data, for detecting hot spots, and for estimating a confidence interval for the mean of a lognormal distribution. Also, Appendix B lists a computer code that estimates and tests for trends over time at one or more monitoring stations using nonparametric methods. Unfortunately, some important topics could not be included because of their complexity and the need to limit the length of the book. For example, only brief mention could be made of time series analysis using Box-Jenkins methods and of kriging techniques for estimating spatial and spatial-time patterns of pollution, although multiple references on these topics are provided. Also, no discussion of methods for assessing risks from environmental pollution could be included.
[extracted from document]

TABLE OF CONTENTS

1 INTRODUCTION
- Types and Objectives of Environmental Pollution Studies
- Statistical Design and Analysis Problems
- Overview of the Design and Analysis Process
- Summary

2 SAMPLING ENVIRONMENTAL POPULATIONS
- Sampling in Space and Time
- Target and Sampled Populations
- Representative Units
- Choosing a Sampling Plan
- Variability and Error in Environmental Studies
- Case Study
- Summary

3 ENVIRONMENTAL SAMPLING DESIGN
- Introduction
- Criteria for Choosing a Sampling Plan
- Methods for Selecting Sampling Locations and Times
- Summary

4 SIMPLE RANDOM SAMPLING
- Basic Concepts
- Estimating the Mean and Total Amount
- Effect of Measurement Errors
- Number of Measurements: Independent Data
- Number of Measurements: Correlated Data
- Estimating Var (x)
- Summary

5 STRATIFIED RANDOM SAMPLING
- Basic Concepts
- Estimating the Mean
- Estimating the Total Amount
- Arbitrary Selection of Strata
- Allocation of Samples to Strata
- Number of Samples
- Case Study
- Summary

6 TWO-STAGE SAMPLING
Basic Concepts
Primary Units of Equal Size
Primary Units of Unequal Size
Summary

7 COMPOSITING AND THREE-STAGE SAMPLING
Basic Concepts
Equal-Sized Units
Unequal-Sized Units
Summary

8 SYSTEMATIC SAMPLING
Sampling Along a Line
Sampling Over Space
Comparing Systematic with Random Sampling
Estimating the Mean and Variance
Populations with Trends
Estimating Var (x) from a Single Systematic Sample
Estimating Spatial Distributions
Summary

9 DOUBLE SAMPLING
Linear Regression Double Sampling
Ratio Double Sampling
Case Study
Summary

10 LOCATING HOT SPOTS
Determining Grid Spacing
Size of Hot Spot Likely to be Hit
Probability of Not Hitting a Hot Spot
Taking Prior Information into Account
Probability that a Hot Spot Exists When None Has Been Found
Choosing the Consumer's Risk
Summary

11 QUANTILES, PROPORTIONS, AND MEANS
Basic Concepts
Estimating Quantiles (Percentiles)
Confidence Limits for Quantiles
Estimating Proportions
Two-Sided Confidence Limits for the Mean

One-Sided Confidence Limits for the Mean
Approximate Confidence Limits for the Mean
Alternative Estimators for the Mean and Standard Deviation
Nonparametric Estimators of Quantiles
Nonparametric Confidence Limits for Quantiles
Nonparametric Confidence Limits for Proportions
Confidence Limits when Data are Correlated
Rank Van Neumann Test for Serial Correlation
Data Transformations
Summary

12 SKEWED DISTRIBUTIONS AND GOODNESS-OF-FIT TESTS
Lognormal Distribution
Weibull, Gamma, and Beta Distributions
Goodness-of-Fit Tests
Summary

13 CHARACTERIZING LOGNORMAL POPULATIONS
Estimating the Mean and Variance
Confidence Limits for the Mean
Estimating the Median
Confidence Limits for the Median
Choosing *n* for Estimating the Median
Estimating Quantiles
Summary

14 ESTIMATING THE MEAN AND VARIANCE FROM CENSORED DATA SETS
Data Near Detection Limits
Estimators of the Mean and Variance
Two-Parameter Lognormal Distribution
Three-Parameter Lognormal Distribution
Summary

15 OUTLIER DETECTION AND CONTROL CHARTS
Data Screening and Validation
Treatment of Outliers
Rosner's Test for Detecting up to *k* Outliers
Detecting Outliers in Correlated Variables
Other Outlier Tests
Control Charts
Summary

16 DETECTING AND ESTIMATING TRENDS
Types of Trends
Statistical Complexities
Methods
Mann-Kendall Test
Sen's Nonparametric Estimator of Slope
Case Study
Summary

17 TRENDS AND SEASONALITY
Seasonal Kendall Test
Seasonal Kendall Slope Estimator
Homogeneity of Trends in Different Seasons
Sen's Test for Trend
Testing for Global Trends
Summary

18 COMPARING POPULATIONS
Tests Using Paired Data
Independent Data Sets
Summary

APPENDIX A: STATISTICAL TABLES

APPENDIX B: TREND

SYMBOLS

GLOSSARY

BIBLIOGRAPHY

INDEX

Holme, N.A., and A.D. McIntyre. 1984. *Methods for the Study of Marine Benthos.* Blackwell Scientific Publishers, Oxford.

Media in which methods can be used: ☐ **Water** ☐ **Sediment** ☑ **Biota**

Keywords: **Biological characterization, sampling**

Abstract

The object of this handbook is to indicate and evaluate the equipment and techniques which are at present in general use for studying marine benthos, and to provide a comprehensive reference list to relevant publications. While it is primarily intended as an aid to those approaching the field for the first time, it is hoped that some sections will be of use to established workers, and that the existence of this volume may help to produce a degree of uniformity in the collection and treatment of material and in the presentation of results, which will make data from laboratories in different parts of the world more readily comparable.

This handbook deals primarily with the sampling of sediments and their fauna, from the intertidal region to the deep sea. The division into macrofauna and meiofauna has been used as convenient way of separating the fauna into two size groups, which for the most part require different sampling and processing techniques, the division being made between those animals passing, and those retained on, a sieve of about 0.5 mm mesh.

Macrofauna here comprises mainly the infauna of compacted sediments. The epifauna of hard bottoms and the active epifauna, including bottom fish, are less fully treated. Meiofauna is taken to include mainly the smaller metazoans: protozoans and organisms of bacterial size comprising the microfauna are referred to only briefly. Study of the phytobenthos required special techniques where the sampling of different habitats and measurements of primary production by benthic plants are considered.
[extracted from document]

TABLE OF CONTENTS

1 INTRODUCTION

2 POSITION FIXING

3 MEASUREMENT OF THE PHYSICAL AND CHEMICAL ENVIRONMENT

4 PHOTOGRAPHY AND TELEVISION

5 DIVING

6 MACROFAUNA SAMPLING

7 MEIOFAUNA AND MICROFAUNA SAMPLING

8 EFFICIENCY OF BENTHOS SAMPLING GEAR

9 AIDS AND METHODS FOR WORKING BENTHOS SAMPLERS

10 TREATMENT AND SORTING OF SAMPLES

11 PHYTOBENTHOS SAMPLING AND ESTIMATION OF PRIMARY PRODUCTION

12 ENERGY FLOW MEASUREMENTS

APPENDIX 1: WORKING DRAWING OF DREDGE, ANCHOR DREDGE, AGASSIZ TRAWL, RILEY PUSH NET, BUTLER CORER

APPENDIX 2: LIST OF SUPPLIERS

APPENDIX 3: MEASUREMENTS

GENERAL REFERENCES

REFERENCES

INDEX

Ingersoll, C.G., and M.K. Nelson. 1990. *Testing Sediment Toxicity with* Hyalella azteca *(Amphipoda) and* Chironomus riparius *(Diptera). Aquatic Toxicology and Risk Assessment: 13th Volume, ASTM STP 1096.* Eds: W.G. Landis and W. H. van der Schalie. American Society for Testing and Materials, Philadelphia. pp. 93-109.

Media in which methods can be used: ☐ **Water** ☑ **Sediment** ☐ **Biota**

Keywords: **Sediment quality, metals, PCBs, PAHs, toxicity/bioassay**

Abstract

Methods for testing the toxicity of whole sediments are described for the amphipod *Hyalella azteca* and the midge *Chironomus riparius*. Amphipod tests (static and flow-through) start with juvenile (≤third instar) and continue up to 29 days until reproductive maturation. Flow-through tests with the midge start with the first instar larvae (<24 hours old) and continue up to 29 days through adult emergence. Data obtained from these laboratory exposures can be used to assess the effects of contaminants in sediments on survival, growth, or emergence of amphipods and midges. The methods were used to assess the potential toxicity of field-collected contaminated sediment from two sites in Waukegan Harbor, IL, an inlet of Lake Michigan contaminated with polychlorinated biphenyls (PCBs), polycyclic aromatic compounds (PACs), and metals; and a single site at Homer Lake, a small recreational lake in the agricultural region of central Illinois. Survival of both species was reduced after short-term (10- to 13-days) and long-term (29 days) exposure to contaminated sediment. In addition, sublethal effects were indicated by reduced growth of amphipods and a delay in emergence of adult midges.
[copied from document]

Contact: (215) 299-5585

TABLE OF CONTENTS

1 INTRODUCTION

2 PROCEDURE
- Culturing
- Sediment Collection, Handling, and Storage
- Toxicity Tests
- Biological Data
- Water Chemistry and Sediment Analyses
- Data Analysis and Statistics

3 RESULTS
- Water Chemistry and Sediment Characteristics
- Toxicity Tests

4 DISCUSSION

5 REFERENCES

Marshack, Jon B. 1991. *A Compilation of Water Quality Goals.* Staff Report. California Regional Water Quality Control Board, Central Valley Region, Sacramento, CA.

Media in which methods can be used: ☑ **Water** ☐ **Sediment** ☐ **Biota**

Keywords: **Water quality, organics, salinity, dissolved oxygen, radioactivity, temperature, turbidity, PAHs, PCBs, pesticides, inorganics, metals, nutrients, data analysis/ management**

Abstract

This report was developed to assist the staff of the California Regional Water Quality Boards to select water quality goals for water bodies under their jurisdictions. Recently promulgated drinking water maximum contaminated levels (MCLs) and MCL goals from U.S. EPA, new and revised health advisories and cancer risk estimated from U.S. EPA, and numerical water quality objectives from the State of California *Inland Surface Water Plan* and *Enclosed Bays and Estuaries Plan* are included.

This manual is divided into six sections:

- Selecting Water Quality Goals
- Cross Reference
- Water Quality Goals - inorganic constituents
- Water Quality Goals - organic constituents
- Footnotes
- References

Selecting Water Quality Goals describes the process by which numerical values for water quality parameters and constituents may be selected to protect beneficial uses of the ground and surface waters of California.

The *Cross Reference* provides a list of the chemical constituents and parameters for which numerical limits are contained in the *Water Quality Goals* sections. Many chemical constituents are commonly referred to by more than one name.

The next two sections contain numerical water quality goals. These two sections are each divided into four subsections, which provide numerical values protective of:

- human health and welfare
- agricultural use, health & welfare, and freshwater aquatic life
- health & aquatic life -- inland surface waters and enclosed bays and estuaries
- marine resources

Many listings in these sections are followed by footnotes in parentheses.

References for the numerical water quality goals are provided, divided by topics which correspond to column headings in the *Water Quality Goals* tables.
[extracted from document]

Contact: (916) 361-5600

TABLE OF CONTENTS

1 SELECTING WATER QUALITY GOALS

2 CROSS REFERENCE OF CHEMICAL NAMES

3 WATER QUALITY GOALS - INORGANIC CONSTITUENTS
- Human Health and Welfare
- Agricultural Use, Health and Welfare, and Freshwater Aquatic Life
- Health and Aquatic Life - Inland Surface Waters and Enclosed Bays and Estuaries
- Marine Resources

4 WATER QUALITY GOALS - ORGANIC CONSTITUENTS
- Human Health and Welfare
- Agricultural Use, Health and Welfare, and Freshwater Aquatic Life
- Health and Aquatic Life - Inland Surface Waters and Enclosed Bays and Estuaries
- Marine Resources

5 FOOTNOTES

6 REFERENCES

Maryland Department of the Environment. 1993. *Guidance for the Analysis of Water Quality Trends in Chesapeake Bay.* Prepared by the Maryland Department of the Environment (by R. Eskin et al.) for the Monitoring Subcommittee of the Chesapeake Bay Program, Baltimore, MD. pp. 46.

Media in which methods can be used: ☑ **Water** ☐ **Sediment** ☐ **Biota**

Keywords: **Water quality, data management/analysis**

Abstract

A fundamental objective of the Chesapeake Bay water quality monitoring program is to detect trends or changes in the system. This is necessary to determine the effectiveness of pollution control actions as well as to detect changes that could indicate deteriorating conditions.

Environmental data typically have characteristics such as temporal variability, spatial heterogeneity, and measurement error which present problems when these data are analyzed. Compounding these problems is the long-term nature of trend detection which often means patching together a decade or more in investigations by several principal investigators, analytical laboratories, and managing agencies.

To assist in the continuing data analysis to measure progress in the Bay restoration, the Chesapeake Bay Program Monitoring Subcommittee asked its Data Analysis Workgroup to prepare this document to help guide data analysts through the process of analyzing trends in water quality data. The intent of this document is to help analysts reach technically sound conclusions and interpretations through their trend analysis that will help support management decisions. This guidance is also intended to foster a consistent approach to trend analyses among the various investigators and jurisdictions involved in the monitoring and analysis of Chesapeake Bay water quality information. This is more critical now than ever before as the various jurisdictions charges with the responsibility of restoring the Bay work together in developing management solutions. To that end, it is hoped that this report will play a role in guiding some of the analyses required to evaluate progress in the Bay restoration and provide consistent, interpretable, and useful data to water quality managers.

The scope of this report is limited to water quality data, although many of the principles can be used for other types of information. The reader is assumed to be familiar with estuarine water quality, basic statistical analysis, and environmental management. This guidance is generic since the range of variables, data availability, and long-term management actions, make it practically impossible to provide an approach that will work for all situations. By following this guidance, tailored to the needs and availability of data for a particular situation, the analyst should be able to avoid many of the problems that can undermine such analyses, or at least understand the limits and assumptions attendant to the conclusions. *[extracted from document]*

Contact: (410) 631-3681

TABLE OF CONTENTS

1 INTRODUCTION

2 ANALYTICAL OBJECTIVES
- Hypotheses for Development
- Choosing Parameters for Analysis

3 DATA REVIEW AND ASSEMBLY
- Identification of Potential Data Sets for Analysis of Trends and Their Documentation
- Review of Field and Laboratory Methods
- Examination of Quality Assurance/Quality Control Information
- Data Inspection and Characterization
- Identification of Outliers
- Acceptance of Data Sets
- References

4 DATA ANALYSIS
- Selection of Appropriate Spatial and Temporal Scales
- Spatial Resolution
- Temporal Resolution
- Exploratory Data Analysis
- Characteristics of the Data
- Graphical and Other Exploratory Techniques
- Confirmatory Data Analysis
- Data Characteristics
- Distribution
- Censoring
- Step vs. Monotonic Trend
- Unequal Variances
- Seasonality
- Persistence
- Missing Data
- Flow Adjustment
- Power and Robustness
- Confirmatory Tests
- Season Kendall
- Van Belle and Hughes Intrablock Tests
- Other Possibilities
- Mann-Kendall
- Mann-Kendall with Correction for Serial Dependence
- Seasonal Kendall with Correction for Serial Dependence

Van Belle & Hughes Intrablock Test with Correction for Serial Dependence
References

5 DATA INTERPRETATION

6 ANNOTATED BIBLIOGRAPHY
Primary References
Secondary References
References for Multivariate and Intervention Analysis
Books

7 BIBLIOGRAPHY OF TREND DETECTION SOFTWARE DETECT & EXCEED
SAS Statistics & ETS
McLeod-Hipel Time Series Package
Attachment 1: Summary of DAITS Program and Issues

Murdoch, A., and S.D. MacKnight. 1991. *Handbook of Techniques for Aquatic Sediments Sampling.* pp. 210. CRC Press, Boca Raton, FL.

Media in which methods can be used: ☐ **Water** ☑ **Sediment** ☐ **Biota**

Keywords: **Sediment quality, sampling**

Abstract

Recently, contaminated sediments in rivers, lakes, and oceans have become a world-wide issue. It has been shown that sediment-associated contaminants can be transported by resuspension of sediment particles, may accumulate in the food chain or affect the health of biota and water quality in aquatic environment.

Assessment of impact of contaminated sediments on aquatic environment require collection of sediment samples to adequately define the physical and chemical characteristics of the sediments, transport of sediment-associated contaminants by resuspension of sediment particles or migration through sediment pore water, and test the effects of contaminated sediments on biota.

Sediment characterization plays an important role in many projects. These projects have been carried out for a wide variety of reasons, such as testing of scientific hypotheses, survey of environmental conditions, evaluation of fish habitats, or construction involving sediment removal or displacement. Adequate and representative characterization is a function of both sample collection and analyses. No matter how much care is taken in laboratory analyses, such factors as improperly located sampling sites, collection of inadequate number of quality of samples, and inappropriate sample handling can generate false information about the sediment process.

At present, there is no comprehensive monograph on sampling of bottom and suspended sediments and sediment pore water, and on handling of recovered samples prior to physico-chemical analyses and other tests. This book was written to provide the essential background information on these subjects to those interested in defining the physical and chemical characteristics of aquatic sediments and effects of contaminated sediments on aquatic ecosystems.
[extracted from document]

TABLE OF CONTENTS

1 INTRODUCTION

2 PROJECT REVIEW

3 SELECTION OF BOTTOM SEDIMENT SAMPLING STATIONS

4 BOTTOM SEDIMENT SAMPLING

5 SAMPLING THE SETTLING AND SUSPENDED PARTICULATE MATTER

6 SEDIMENT SAMPLE HANDLING AND PROCESSING

7 SAMPLING SEDIMENT PORE WATER

INDEX

Mueller, W., and D. Smith. 1992. *Compilation of E.P.A.'s Sampling and Analytical Methods.* Edited by L.H. Keith. Lewis Publishers, Chelsea, MI.

Media in which methods can be used: ☑ **Water** ☑ **Sediment** ☐ **Biota**

Keywords: **Water quality, sediment quality, sampling, metals, inorganics, organics, pesticides, PCBs, PAHs**

Abstract

There is an increasing number of analytes and corresponding methods for measuring them in the environment, and this often makes selection of the most appropriate methods difficult. The objective of this database is to help EPA contractors and other researchers to select rapidly and easily the most appropriate methods of sampling and analysis for a particular situation without the necessity of becoming an expert in the use of the methods or without searching through many volumes of published EPA methods.

The database is commercial adaption and expansion of a d-Base III database developed at EPA's Risk Reduction Engineering Laboratory. More than 650 method/analyte summaries are included in the 3-volume, printed publication or in a DOS-compatible database file on eight diskettes.

However, not all analytes are covered. While many of the semivolatile methods are covered, they are not as completely addressed as the volatile (purgeable) compounds.
[extracted from document]

TABLE OF CONTENTS

1 CHLORINATED ALIPHATIC VOLATILE ORGANIC COMPOUNDS

2 OTHER HALOGENATED VOLATILE ORGANIC COMPOUNDS

3 NONHALOGENATED VOLATILE ORGANIC COMPOUNDS

4 SEMIVOLATILE ORGANIC COMPOUNDS

5 PESTICIDES, HERBICIDES, PCBS, DIOXINS, AND FURANS

6 ELEMENTS

7 WATER QUALITY PARAMETERS

8 ABBREVIATIONS

9 DEFINITIONS

National Parks Service. 1991. ***Plant Toxicity Testing with Sediment and Marsh Soils.*** **Prepared by G. Walsh, U.S. Department of the Interior, National Parks Service, Water Resources Division, Fort Collins, CO. pp. 133. Technical Report NPS/NRWRD/NRTR-91/03.**

Media in which methods can be used: ☐ **Water** ☑ **Sediment** ☑ **Biota**

Keywords: **Sediment quality, toxicity/bioassay**

Abstract

A short account of the principles and practices of toxicity testing with aquatic plants and sediments is given. Aquatic (wetland, marsh) plants have been shown to be sensitive to toxicants in natural and synthetic sediments, and advantages and disadvantages of each type of sediment in toxicity testing are described. Toxicological studies with *Echinochola crusgalli*, *Sesbania macrocarpa*, *Spartina alterniflora* are described, but other experimental species need to be adapted for use in impact analysis and risk assessment. It is concluded, after comparison of results from seed germination, hydroponic, and sediment tests, that the latter best simulates the unique field conditions under which plants are exposed to pollutants.

This report is designed as an introduction to the subject. Its basic assumptions are that structure and functions of wetlands can be affected by toxicants in sediments and that laboratory tests can detect possible or probable injury to aquatic plant under specific circumstances. The methods given here may be modified or used directly for routine toxicity testing or for experimental studies in which environmental variables are manipulated.
[copied from document]

Contact: (303) 221-8311

TABLE OF CONTENTS

INTRODUCTION

1 PRINCIPLES OF SEDIMENT TOXICITY TESTINGS WITH VASCULAR PLANTS
- Sediment Properties
- Plant Requirements
- Choice of Test Species
- Methods of Toxicity Testing with Sediment/Plant Systems

2 DISCUSSION

3 LITERATURE CITED

APPENDIX 1: TOXICITY TESTS OF EFFLUENTS WITH MARCH PLANTS IN WATER AND SEDIMENT

APPENDIX 2: USE OF MARSH PLANTS FOR TOXICITY TESTING OF WATER AND SEDIMENT

APPENDIX 3: RESPONSES OF WETLAND PLANTS TO EFFLUENTS IN WATER AND SEDIMENT

APPENDIX 4: ARTIFICIAL SEDIMENTS FOR USE IN TESTS WITH WETLAND PLANTS

APPENDIX 5: SYNTHETIC SUBSTRATA FOR PROPAGATION AND TESTING OF SOIL AND SEDIMENT ORGANISMS

APPENDIX 6: SYNTHETIC SEDIMENTS: A TOOL FOR RESEARCH

NOAA. 1986. ***National Status and Trends Program for Marine Environmental Quality Benthic Surveillance Project: Cycle III Field Manual.*** **National Oceanic and Atmospheric Administration, Coastal Monitoring and Bioeffects Assessment Division, Office of Ocean Resources Conservation and Assessment, National Ocean Service, Silver Spring, Maryland. pp. 32. Technical Memorandum NOS OMA 28.**

Media in which methods can be used: ☑ **Water** ☑ **Sediment** ☐ **Biota**

Keywords: **Water quality, sediment quality, sampling, QA/QC, tissue analysis**

Abstract

The Benthic Surveillance Project (BSP) is a major component of NOAA's National Status and Trends (NS&T) Program. It is a collaborative effort between the Ocean Assessment Division (OAD) of the National Ocean Service and the National Marine Fisheries Service (NMFS).

The major goals of the Project are to describe present levels of chemical contamination in surficial sediments and bottom-feeding fishes at key sites in the nation's estuaries and nearshore zone, and to determine the incidence of disease in these benthic species.

Because this is a national program conducted by scientific teams from various laboratories around the country, it is important that sample collection and processing procedures be standardized as much as possible. This manual provides detailed information on the required collection and processing procedures. It is based both on the files experience gained by NMFS personnel during Cycles I and II, and the general expertise of OAD and NMFS scientists in conducting environmental quality surveys. The protocols in this manual are followed by all Benthic Surveillance Project participants. As data from the Project are evaluated, the procedures, specified herein, will be modified and improved.
[extracted from document]

Contact: (301) 713-3034

TABLE OF CONTENTS

1 INTRODUCTION

2 GENERAL FIELD SAMPLING PROCEDURES

3 COLLECTION OF FISH

4 PROCEDURE FOR COLLECTING FISH TISSUE SAMPLES FOR THE NATIONAL STATUS AND TRENDS SPECIMEN BANK

5 COLLECTION OF SEDIMENT

6 PROCEDURE FOR COLLECTING SEDIMENT SAMPLES FOR THE NATIONAL STATUS AND TRENDS SPECIMEN BANK

7 PACKING AND SHIPMENT OF NATIONAL STATUS AND TRENDS SPECIMEN BANK SAMPLES

8 HANDLING OF LIQUID NITROGEN

ATTACHMENTS

NOAA. 1987. ***National Status and Trends Program for Marine Environmental Quality Benthic Surveillance Project: Specimen Bank Project: Field Manual.*** **National Oceanic and Atmospheric Administration, Coastal Monitoring and Bioeffects Assessment Division, Office of Ocean Resources Conservation and Assessment, National Ocean Service, Silver Spring, Maryland. pp. 43. Technical Memorandum NOS OMA 37.**

Media in which methods can be used: ☑ **Water** ☑ **Sediment** ☐ **Biota**

Keywords: **Water quality, sediment quality, sampling, QA/QC, tissue analysis**

Abstract

In 1980, a pilot National Environmental Specimen Bank Program was established in the United States at the National Bureau of Standards (NBS), sponsored in part by the U.S. Environmental Protection Agency. Since then, other Federal agencies, including the Food and Drug Administration, Department of Agriculture, National Cancer Institute, and the National Oceanic and Atmospheric Administration (NOAA), represented by the Ocean Assessments Division, have joined in the specimen banking activities at NBS.

In fiscal year 1984, NOAA's Ocean Assessments Division initiated a new program, called the National Status and Trends (NS&T) Program, within which activities are being undertaken to quantify the current status and long-term temporal and spatial trends of key contaminant concentrations and biological indicators of contaminant effects in the nation's coastal and estuarine environments.

One of the elements of the NS&T Program is the archiving of samples for retrospective analyses. The methods of collection, preparation, and storage of samples for a specimen banking program are critical to the scientific accuracy of the analysis and comparison of these data. The methods used in the specimen banking component of NOAA's National Status and Trends Program are described in this report. Also summarized are the National Status and Trends Program specimen banking operations for its Benthic Surveillance and Mussel Watch component for fiscal years 1985, 1986, and 1987. Protocols used for preparation and storage of samples are also described in detail.
[extracted from document]

Contact: (301) 713-3034

TABLE OF CONTENTS

1 INTRODUCTION

2 CRYOGENIC STORAGE FACILITY

3 BENTHIC SURVEILLANCE SPECIMEN BANKING PROTOCOLS
- Fish Tissue Samples
  - Sample Selection
  - Cleaning of Sampling Instruments
  - Stage I. Sample Preparation (Fish Liver and Muscle Tissue)
  - Stage II. Fish Dissection
- Sediment Specimens
  - Sediment Collection
  - Stage I. Sediment Collection
  - Stage II. Sediment Processing
  - Stage III. Sample Packaging and Shipment

4 MUSSEL WATCH SPECIMEN BANKING PROTOCOLS
- Bivalve Specimens
  - Sample Selection
  - Stage I. Sample Collection and Sorting (Bivalves)
  - Stage II. Bivalve Processing
- Sediment Specimens
  - Sample Selection
  - Stage I. Sediment Collection
  - Stage II. Sediment Processing
  - Stage III. Sample Packaging and Shipment

5 SAMPLE HOMOGENIZATION AND ANALYSIS

6 PROCEDURE FOR COLLECTING SEDIMENT SAMPLES FOR THE NATIONAL STATUS AND TRENDS SPECIMEN BANK

7 CONCLUSION

REFERENCES

APPENDIX A

APPENDIX B

NOAA. 1988. ***Standard Analytical Procedures of the NOAA National Analytical Facility, 1988. New HPLC Cleanup and Revised Extraction Procedures for Organic Contaminants.*** **U.S. Dept. of Commerce, National Oceanic and Atmospheric Administration, National Marine Fisheries Service, Seattle, WA. NOAA Technical Memorandum NMFS F/NWC-153.**

Media in which methods can be used: ☐ **Water** ☑ **Sediment** ☐ **Biota**

Keywords: **Sediment quality, tissue analysis, organics, PAHs, PCBs**

Abstract

The Environmental Conservation (EC) Division of the Northwest and Alaska Fisheries Center conducts broad-ranging research into the nature and extent of pollution and its effects on marine and estuarine fish and their habitats. While functioning within the National Marine Fisheries Service, the EC Division maintains a strong research relationship with other units of NOAA such as the Office of Oceanography and Marine Assessment of the National Ocean Service. NOAA's National Status and Trends (NS&T) Program is a good example. For 4 years the EC Division has participated in the NS&T Program, which monitors marine environmental quality at approximately 200 sites along the nation's coastlines.

Wherever possible, standard methods are used to minimize the analytical variability among the participating laboratories. Many of these procedures, such as those for aromatic hydrocarbons and chlorinated hydrocarbons in sediments and tissues, are relatively laborious. To expedite these analyses, the EC Division's National Analytical Facility has developed a new instrumental method for the cleanup of sample extracts. The new method features (1) cleanup as effective as by former methods, (2) better precision, (3) less time required, (4) capability of monitoring the chromatographic conditions, (5) capability of being automated, and (6) less highly pure solvent required.

Through this Technical Memorandum, the new cleanup and revised extraction procedures are being made available to NS&T laboratories. A rapid, simple HPLC method, using a size-exclusion column is described. This method was developed to improve on the gravity-flow method by increasing efficiency, reducing costs, automating the analyses, and monitoring chromatographic conditions. This laboratory manual should also be useful to other federal, state, and local environmental programs which analyze for organic chemicals in sediments and organisms. These new procedures supersede Sections 7, 8, 10, and 11 of NOAA Technical Memorandum NMFS F/NWC-92 (MacLeod et al., 1985).

References:

MacLeod, W.D., Jr., D.W. Brown, A.J. Friedman, D.G. Burrows, O. Maynes, R.W. Pearce, C.A. Wigren, and R.G. Bogar (1985). Standard analytical procedures of the NOAA National Analytical Facility, 1985-86: extractable toxic organic compounds. Second Edition. NOAA Tech. Memo. NMFS F/NWC-92. NOAA/NMFS/NWAFC, Seattle, WA. 121 pp.

[extracted from document]

Contact: (206) 860-3200

TABLE OF CONTENTS

1 INTRODUCTION
- Materials
- Sediment Extraction
- Tissue Extraction
- HPLC Cleanup

2 LITERATURE CITED

APPENDIX A: AUTOSAMPLER AND FRACTION COLLECTOR PROGRAMS

APPENDIX B: OPERATION OF THE HPLC SYSTEM

NOAA. 1992. ***Standard and Reference Materials for Marine Science. 3rd ed.*** **National Oceanic and Atmospheric Administration, Coastal Monitoring and Bioeffects Assessment Division, Office of Ocean Resources Conservation and Assessment, National Ocean Service, Silver Spring, Maryland. Technical Memorandum NOS ORCA 68.**

Media in which methods can be used: ☑ **Water** ☑ **Sediment** ☐ **Biota**

Keywords: **Water quality, sediment quality, nutrients, metals, inorganics, organics, pesticides, PCBs, PAHs, tissue analysis, QA/QC**

Abstract

This is the third edition of the catalog of reference materials suited for use in marine science, originally compiled in 1986 for NOAA, IOC, and UNEP. The catalog lists close to 2,000 reference materials from sixteen producers and contains information about their proper use, sources, availability, and analyte concentrations. Indices are included for elements, isotopes, and organic compounds, as are cross references to CAS registry numbers, alternate names, and chemical structures of selected organic compounds. This catalog is being published independently by both NOAA and IOC/UNEP and is available from NOAA/NOS/ORCA in electronic form.
[copied from document]

Contact (301) 713-3034

TABLE OF CONTENTS

1 INTRODUCTION

2 REFERENCE MATERIALS SOURCES, TYPES, AND USE
- Sources
  - Bureau of Analyzed Samples Ltd.
  - Canada Centre for Mineral and Energy Technology
  - Community Bureau of Reference
  - International Atomic Energy Agency
  - Instituto de Pesquisas Tecnológicas
  - Laboratory of the Government Chemist
  - National Institute for Environmental Studies
  - National Institute of Standards and Technology
  - National Research Center for Certified Reference Materials
  - National Research Council of Canada
  - National Water Research Institute
  - Ocean Scientific International Led.
  - Sagami Chemical Research Center
  - South Africa Bureau of Standards
  - U.S. Environmental Protection Agency
  - U.S. Geological Survey
- Types
- Use

3 SOURCES OF NON-CERTIFIED MATERIALS

4 LITERATURE ON QUALITY ASSURANCE AND REFERENCE MATERIALS
- NIST
- ISO/REMCO
- UNEP

5 ACKNOWLEDGMENTS

6 REFERENCES

7 ASHES
- CRM 038, Coal Fly Ash
- CRM 176, City Waste Incineration Ash
- EPA SRS001--100, EPA CRADA Fly Ash
- EPA SRS019-50 and SRS203-225, EPA CRADA Municipal Incinerator Ashes
- GBW 08401 - 08402, Coal Fly Ashes

NIES 8, Vehicle Exhaust Particulates
SRM 1633a, Trace Elements in Coal Fly Ash
SRM 1648, Urban Particulate Matter
SRM 1649, Urban Dust/Organics
SRM 1650, Diesel Particulate Matter
SRM 2689 - 2691, Coal Fly Ashes

8 GASES

GBW 08101 through 08132, Gases in Nitrogen
GBW 08119 through 08123, Gases in Air or Argon
GBW 08201 through 08205, Gas Permeation Tubes
SRM 1625 through 1629a, Gas Permeation Tubes
SRM 1658a through 2751 Gases in Air
SRM 1661a through 2745, Gases in Nitrogen

9 INSTRUMENTAL PERFORMANCE

A13-01 - A13-14, Spectrochemical Materials
CLB-1 - CLB-2, Mixtures in Iso-octane of Individual Chlorinated Biphenyl (PCB) Compounds
CRM 034 through CRM 183, Organic Compounds for Elemental Analysis
CRM 046 through CRM 370, Polycyclic Aromatic Hydrocarbons
CRM 365, Polychlorinated Biphenyls in Iso-Octane
CSK-KIO3, Potassium Iodate
DACS-1, Domoic Acid
EPA C-027 through C-158, EPA CRADA Multicomponent Standards
EPA CDCB-006 through CPCB-490, EPA CRADA Polychlorinated Biphenyl Congeners
EPA CR-0020 through CR-7120, EPA CRADA Pesticides
EPA NSI 0001 - 1211, EPA CRADA Toxic and Hazardous Materials Repository
EPA Organic QC Samples, EPA CRADA Organic QC Samples
EPA QCS Inorganic Solutions, EPA CRADA Inorganic QC Samples
EPA QCS Nutrient Solutions, EPA CRADA Nutrient QC Samples
EPA QCS Phenolics Solutions, EPA CRADA Phenolics QC Samples
GBW 06104 - 06408, Organic Compounds
GBW 07501 - 07514, Minerals for Electron Microprobe Analyses
GBW 07701 - 07711, Synthetic Silicates for Spectral Analyses
GBW 07712 - 07720, Synthetic Limestones for Spectral Analyses
GBW 08601 - 08609, Elements in Water
P11-01 - P18-01, Reference Materials for Pesticide Analysis
RM 8464 - 8469, Pesticides
SRM 141c through 2144, Microchemical Elemental Analysis
SRM 185g through 2192, pH and pD Calibration Solutions

SRM 610 - 617, Trace Elements in Glass Matrices

SRM 640b, Silicon Powder 20/d-Spacing Standard for X-ray Diffraction

ARM 647a, X-ray Powder Diffraction Intensity Set

SRM 675, Low 20 (Large d-Spacing) Standard for X-ray Powder Diffraction

SRM 676, Alumina Internal Standard

SRM 869, Column Selectivity Test Mixture for Liquid Chromatography

SRM 930D and 1930, Glass Filters for Spectrophotometry

SRM 931d, Liquid Filters

SRM 935a - 936, Potassium Dichromate and Quinine Sulfate Dihydrate

SRM 1491, Aromatic Hydrocarbons in Hexane/Toluene

SRM 1492, Chlorinated Pesticides in Hexane

SRM 1543, GC/MS System Reference Standard

SRM 1583, Chlorinated Pesticides in 2,2,4-trimethylpentane

SRM 1584, Priority Pollutant Phenols in Methanol

SRM 1585, Chlorinated Biphenyls in 2,2,4-trimethylpentane

SRM 1586, Isotopically Labeled and Unlabeled Priority Pollutants in Methanol

SRM 1587, Nitrated Polycyclic Aromatic Hydrocarbons in Methanol

SRM 1596, Dinitropyrene Isomers and 1-Nitropyrene in Methylene Chloride

SRM 1614, Dioxin

SRM 1639, Halocarbons for Water Analysis

SRM 1641b, Mercury in Water

SRM 1643c, Trace Elements in Water

SRM 1644, Generator Columns for Polynuclear Aromatic Hydrocarbons

SRM 1647b, Priority Pollutant Polynuclear Aromatic Hydrocarbons

SRM 1871 - 1873, Glasses for Microscopic Analysis

SRM 2009a, Dydinium Glass Filter

SRM 2032, Potassium Iodide

SRM 2033, Potassium Iodide with Attenuator

SRM 2034, Holmium Oxide Solution Wavelength Standard

SRM 2069b, SEM Performance Standard

SRM 2201 - 2203, Sodium Chloride, Potassium Chloride, Potassium Fluoride for Ion-Selective Electrodes

SRM 2260, Aromatic Hydrocarbons in Toluene

SRM 2261, Chlorinate Pesticides in Hexane

SRM 3101 - 3174, Spectrometric Standard Solutions

SRM 3181 - 3186, Anion Standard Solutions

SRM 4226B through 4949B, Alpha-Particle, Beta-Particle, Gamma-Ray, and Electron Capture Solutions

SRM 4400LN through 4417LK, Radiopharmaceuticals

10 OILS

CRM 349, Chlorobiphenyls In Cod Liver Oil
CRM 350, Chlorobiphenyls In Mackerel Oil
EPA SRS950 - SRS954, EPA CRADA Oils
RM 8505, Vanadium In Crude Oil
SRM 1580, Organics In Shale Oil
SRM 1581, Polychlorinated Biphenyls In Oil
SRM 1582, Petroleum Crude Oil
SRM 1588, Organics In Cod Liver Oil
SRM 1618, Vanadium And Nickel In Residual Fuel Oil
SRM 1634b, Trace Elements In Fuel Oil

11 PHYSICAL PROPERTIES

CRM 066 through 132, Particle Size Distribution
CRM 165 - 167, Latex Spheres of Certified Size
CRM 169 - 175, Certified Surface Area
M11-01 - M11-08, Surface Area
SRM 475 - 476, Optical Microscope Linewidth Measurement Standards
SRM 484f, Scanning Electron Microscope Magnification Standard
SRM 659, Particle Size Distribution Standard For Sedigraph Calibration
SRM 1003b through 1019a, Glass Spheres And Beads
SRM 1690 through 1965, Polystyrene Spheres
SRM 2106 - 2107, Color
SRM 2135b, Depth Profiling

12 ROCKS

AGV-1, Andesite
BCS-CRM 368, Dolomite
BCS-CRM 393, Limestone
BCS-CRM 395, Bauxite
BHVO-1, Basalt
BIR-1, Icelandic Basalt
DNC-1, Dolerite
G-2, Granite
GBW 07249, Polymetallic Nodule
GSR-1, Biotite Granite
GSR-2, Hornblende Andesite
GSR-3, Olivine Basalt
GSR-4, Sandstone
GSR-5, Shale
GSR-6, Carbonate Rock
IPT 28, Clay

IPT 32, Plastic Clay
IPT 35, Calcitic Limestone
IPT 42, Clay
IPT 44, Limestone
IPT 48, Dolomitic Limestone
IPT 61 and 62, Glass Sands
MGR-1, Gabbro
Nod-A-1, Manganese Nodule
Nod-P-1, Manganese Nodule
QLO-1, Quartz Latite
RGM-1, Rhyolite
SARM 1, Granite
SARM 2, Syenite
SARM 3, Lujaurite
SARM 4, Norite
SARM 5, Pyroxenite
SARM 6, Dunite
SARM 39, Kimberlite
SARM 40, Carbonatite
SARM 41, Carbonaceous Shale
SARM 43, Magnesite
SARM 44, Silliminate Schist
SARM 45, Kinzingite
SARM 47, Serpentinite
SARM 48, Fluorspar Granite
SARM 49, Quartz
SARM 50, Dolerite
SCo-1, Cody Shale
SDC-1, Mica Schist
SDO-1, Shale
SGR-1, Green River Shale
SRM 69b, Bauxite (Arkansas)
SRM 81a, Glass Sand
SRM 88b, Dolomitic Limestone
SRM 97b, Flint Clay
SRM 98b, Plastic Clay
SRM 120c, Florida Phosphate Rock
SRM 278, Obsidian Rock
SRM 600, Bauxite (Australian Darling Range)
SRM 688, Basalt Rock
SRM 696, Bauxite (Surinam)
SRM 697, Bauxite (Dominican)

SRM 698, Bauxite (Jamaican)
STM-1, Nepheline Syenite
SY-2 - SY-3, Syenites
W-2, Diabase

13 SEDIMENTS

BCSS-1, MESS-1, PACS-1 and BEST-1, Marine and Estuarine Sediments
CRM 277, Trace Elements in Estuarine Sediment
CRM 280, Trace Elements in Lake Sediment
CRM 320, Trace Elements in River Sediment
CS-1, HS-1 and HS-2, Polychlorinated Biphenyls in Marine Sediments
EC-1, Hamilton Harbour Sediment
EC-2, Lake Ontario Sediment
EC-3, Niagara River Plume Sediment
EC-4, Toronto Harbour Sediment
EC-5, Humber River Sediment
EC-6, Great Lakes Sediment
EC-7, Great Lakes Sediment
GBW 07309 - 07312, Stream Sediments
GBW 07313 Marine Sediment
GBW 08301, River Sediment
GSD-9, River Sediment
GSD-10, Stream Sediment
GSD-11, Stream Sediment
GSD-12, Stream Sediment
HR-1, Humber River Sediment
HS-3 - HS-6, Polycyclic Aromatic Hydrocarbons in Marine Sediments
IAEA-313 - IAEA-314, Stream Sediments
IAEA-357, Sediment from Coastal "Hot Spot"
IAEA-367, Sediment from the Pacific Ocean
IAEA-368, Sediment from the Pacific Ocean
LKSD-1 - LKSD-4, Lake Sediments
MAG-1, Marine Sediments
NIES 2, Pond Sediment
SARM 46 through 52, Stream Sediments
SD-M-2/TM, Marine Sediment
SD-N-2, Marine Sediment
SES-1, Estuarine Sediment Research Material for Polycyclic Aromatic Hydrocarbons
SL-1, Lake Sediment
SL-2, Lake Sediment
SRM 1646, Estuarine Sediment
SRM 1939, Polychlorinated Biphenyls in River Sediment A

SRM 1941, Organics in Marine Sediment
SRM 2704, Buffalo River Sediment
SRM 4350B, River Sediment
SRM 4354, Gyttja Lake Sediment
STSD-1 - STSD-4, Stream Sediments
SUD-1, Sudbury Sediment
TH-1, Toronto Harbour Sediment
TH-2, Great Lakes Sediment
WQB-1 - WQB-2, Lake Ontario Sediment
WQB-3, Great Lakes Sediments

14 SLUDGES

CRM 144 and 146, Sewage Sludges
CRM 176, Polychlorinated Biphenyls in Sewage Sludge
EPA SRS101-100, EPA CRADA API Separator Sludge

15 SOILS

CRM 141, Trace Element in a Calcareous Loam Soil
EPA SRS003-50, EPA CRADA Metals in Soil
EPA SRS103-100, EPA CRADA PAH Contaminated Soil
GBW 07401 - 07408, Soils
GBW 08302, Tibet Soil
GBW 08303, Polluted Farm Soil
GSS-1, Brown Soil
GSS-2, Chestnut Soil
GSS-3, Yellow-Brown Soil
GSS-4, Yellow Soil
GSS-5, Yellow-Red Soil
GSS-6, Yellow-Red Soil
GSS-7, Laterite
GSS-8, Loess
IAEA-312, Soil
SARM 42, Soil
SO-2 - SO-4, Soils
SOIL-6, Soil
SOIL-7, Soil
SRM 2709 - 2711
SRM 4353, Rocky Flats Soil
SRM 4355, Peruvian Soil

16 TISSUES

CRM 278, Trace Elements in Mussel Tissue
CRM 414, Trace Elements in Plankton
CRM 422, Trace Elements in Cod Muscle
DOLT-1, Dogfish Liver

DORM-1, Dogfish Muscle
EPA SRS903, EPA CRADA QCS Chlordane in Fish Tissue
GBW 08571, Mussel
GBW 08572, Prawn
IAEA-307, Sea Plant
IAEA-308, Mediterranean Seaweeds
IAEA-350, Tuna Homogenate
IAEA-351, Tuna Homogenate
IAEA-352, Tuna Homogenate
LUTS-1, Non-Defatted Lobster Hepatopancreas
MA-A-1/OC, Copepod Homogenate
MA-A-1/TM, Copepod Homogenate
MA-A-3/OC, Shrimp Homogenate
MA-B-3/OC, Lyophilised Fish Tissue
MA-B-3RN, Lyophilised Fish Tissue
MA-B-3/TM, Lyophilised Fish Tissue
MUS-1, Domoic Acid
NIES 9, Sargasso Seaweed
NIES 11, Fish Tissue
SRM 955a, Lead in Blood
SRM 1566a, Oyster Tissue
SRM 1577b, Bovine Liver
SRM 1598, Inorganic Constituents in Bovine Serum
SRM 1974, Organics in Mussel Tissue (*Mytilus edulis*)
TORT-1, Lobster Hepatopancreas

17 WATERS

CASS-2, Nearshore Seawater
CRM 403, Trace Elements in Seawater
CSK Nutrient Elements, CSK Nutrients in Seawater
IAEA-298, Pacific Ocean Water
IAPSO Standard Seawater, Standard Seawater for Conductivity Measurements
NASS-4, Open Ocean Seawater
ORMS-1, Riverine Water
SLAP, Water
SLEW-1, Estuarine Water
SLRS-2, River Water
SRM 2694a, Simulated Rainwater
VSMOW, Ocean Water

18 APPENDICES

Appendix I. Symbol, Atomic Number and Chemical Abstracts Service Registry Number of Elements

Appendix II. Alternate Names and Chemical Abstracts Service Registry Numbers of Organic Compounds

Appendix III. Selected Organic Compound Structures

19 INDICES

Index of Elements with Associated Reference Materials

Index of Isotopes with Associated Reference Materials

Index of Organic Compounds with Associated Reference Materials

NOAA. 1993. ***Sampling and Analytical Methods of the National Status and Trends Program National Benthic Surveillance and Mussel Watch Projects 1984-1992, Volumes I-IV.*** **National Oceanic and Atmospheric Administration, Coastal Monitoring and Bioeffects Assessment Division, Office of Ocean Resources Conservation and Assessment, National Ocean Service, Silver Spring, Maryland. NOAA Technical Memorandum NOS ORCA 71.**

Media in which methods can be used: ☑ **Water** ☑ **Sediment** ☑ **Biota**

Keywords: **Water quality, sediment quality, biological characterization, depth, tides, temperature, salinity, grain size, organics, PAHs, PCBs, total organic carbon, organotins, tissue analysis, pathogenic organisms, inorganics, metals, sampling, QA/QC, bioaccumulation, data analysis**

Abstract

The quantification of environmental contaminants and their effects by the National Oceanic and Atmospheric Administration's national Status and Trends Program began in 1984. Polycyclic aromatic hydrocarbons, butyltins, polychlorinated biphenyls, DDTs and other chlorinated pesticides, trace and major elements, and a number of measures of contaminant effects are quantified in estuarine and coastal samples. There are two major monitoring components in this program, the National Benthic Surveillance Project which is responsible for quantification of contamination in fish tissue and sediments, and developing and implementing new methods to define the biological significance of environmental contamination, and the Mussel Watch Project, which monitors pollutant concentrations by quantifying contaminants in mollusk bivalves and sediments. Methods are described for sample collection, preparation, and quantification. The evolution of methods, method detection limits, and the Quality Assurance Project are also discussed.

This report consists of four volumes, of which three have been published. Volume I is not yet available. Each volume contains detailed descriptions of analytical methods and measurements as performed by the different laboratories participating in the National Status and Trends Program.

Volume II contains detailed descriptions of complementary methods used by cooperating laboratories participating in the NS&T Program for the determination of physical properties of the sampling site such as salinity and tidal horizon; ancillary parameters in sediments and tissues such as total organic carbon and percent dry weight; and histopahtological examination of tissues.

Volume III contains detailed descriptions of analytical methods used for the determination of major and trace elements in sediments and tissues by laboratories participating in the NS&T Program.

Volume IV contains detailed descriptions of the analytical methods used for the determination of trace organic compounds in sediments and tissues by laboratories participating in the NS&T Program.

The method of MacLeod *et al.* (1985) is placed first in this volume because all the NMFS and Battelle Ocean Sciences laboratories participating in the NS&T Program relied heavily upon it. Readers should note that the methods developed by MacLeod *et al.*, (1985) are no longer used by NMFS laboratories participating in the NS&T Program and <u>are not</u> to be considered NOAA protocols for the quantification of organic contaminants.

References:

MacLeod, W.D., Jr., D.W. Brown, A.J. Friedman, D.G. Burrows, O. Maynes, R.W. Pearce, C.A. Wigren, and R.G. Bogar (1985). Standard analytical procedures of the NOAA National Analytical Facility, 1985-86: extractable toxic organic compounds. Second Edition. NOAA Tech. Memo. NMFS F/NWC-92. NOAA/NMFS/NWAFC, Seattle, WA. 121 pp.

[extracted from document]

Contact: (301) 713-3028

TABLE OF CONTENTS

VOLUME I - OVERVIEW AND SUMMARY OF METHODS

1 NOAA NATIONAL STATUS AND TRENDS PROGRAM DEVELOPMENT AND METHODS
- Abstract
- Introduction
- Development of the NS&T Program
  - Selection of Elements and Compounds
  - Recommended Detection Limits
  - Analytical Definition of Detection Limits
  - Recommended Number of Replicated
  - Recommended Sample Matrices
    - Sediments
    - Bivalves
    - Fish
    - Other Species
    - Seawater
- Sampling Procedures
  - National Benthic Surveillance Project
    - Site Designation
    - Sediments
      - Sediment Collection
        - Organic Sample Collection
        - Major and Trace Elements Sample Collection
      - Packaging
    - Tissue
      - Collection
      - Fish Dissection Environment Preparation
      - Fish Specimen Preparation
      - Onboard Laboratory Requirements for Dish Dissections
      - Tissue Dissection
      - Packaging
  - Mussel Watch
    - Site Designation
    - Sediments
      - Collection
        - East and West Coasts
        - Gulf Coast
      - Packaging
    - Tissues
      - Bivalve Mollusk Collections
        - East and West Coasts

- Gulf Coast
- Field Collection Changes
- Packaging
- East and West Coasts
- Organic Samples
- Major and Trace Element Samples
- Gulf Coast
- Ancillary Measurements
- Tidal Horizon
- Depth
- *Perkinsus marinus*
- Shell Size
- Radionuclide Samples
- Coprostanol and *Clostridium perfringens*
- Gonadal Index
- Temperature
- Salinity
- Quality Assurance
- Approach
- Methodology
- Standard Reference and Control Materials
- Procedures and Standards
- Instrument Calibration
- Sample Quantification
- Method Detection Limits
- Precision
- Accuracy
- Control Samples
- Data Acceptability Criteria and Archival
- Intercomparison Exercises
- Quality Assurance Workshops
- Development of Standard Reference Materials
- NIST Trace Organic Exercises
- NRC Trace Element Exercises
- Analytical Procedures
- Introduction
- Trace Organics
- Major and Trace Elements
- Discussion of Analyte Limitations
- Organics Analytes
- PCBs
- PCB Quantitation
- PCB Selection

- PCB Coelutions
- PAHs
- Inorganic Analytes
  - Thallium
  - Antimony
  - Selenium
  - Tin
- Analyte Additions
- National Benthic Surveillance Project Analytical Methods
  - Inorganic Analysis
    - Sediments
      - NEFSC Sediment Elemental Analyses
      - SEFSC Sediment Elemental Analyses
      - NWFSC Sediment Elemental Analyses
    - Tissue
      - NEFSC Sediment Elemental Analyses
      - SEFSC Sediment Elemental Analyses
      - NWFSC Sediment Elemental Analyses
  - Organic Analyses
    - General Methods for Sediments and Tissues
      - Bile
      - Liver
      - Muscle
      - Stomach Contents
      - Sediments
- Mussel Watch Project
  - Inorganic Analyses
    - Battelle Sediment and Mollusk Elemental Analyses
      - Sediment Analyses
      - Tissue Analyses
    - SAIC Sediment and Mollusk Elemental Analyses
      - Sediment Analyses
      - Tissue Analyses
    - TAMU Sediment and Mollusk Elemental Analyses
      - Sediment Analyses
      - Tissue Analyses
  - Organic Analyses
    - Battelle and SAIC Sediment and Mollusk Elemental Analyses
    - TAMU Sediment and Mollusk Elemental Analyses
- Analytical Procedures for Other Parameters
  - National Benthic Surveillance Project
    - Sediment
      - Total Organic Carbon

- Moisture Content
- Particle Size
- *Clostridium perfringens*
- Coprostanol
- Tissue
  - Tissue Dry Weight
  - Bile
  - Butyltins
  - Otoliths
- Mussel Watch Project
  - Sediment
    - Total Organic and Carbonate Carbon
    - Moisture Content
    - Particle Size
    - *Clostridium perfringens*
    - Coprostanol
  - Tissue
    - Dry Weight
    - Gonadal Index
      - East and West Coasts
      - Gulf Coast
    - Butyltins
- Gross Pathology
  - National Benthic Surveillance Project
  - Mussel Watch Project
- Histopathology
  - National Benthic Surveillance Project
    - Liver
    - Kidneys
    - Gills
  - Mussel Watch Project
- Summary
- Acknowledgments
- References

VOLUME II - COMPREHENSIVE DESCRIPTIONS OF COMPLEMENTARY MEASUREMENTS

1 PROCEDURE FOR DETERMINING TIDAL HORIZON, 1986-1992
- Abstract
- Introduction
- Equipment and Materials
- Summary of Procedures
  - Determining Mean Low Water
  - Determining Tidal Horizon
- Conclusion

2 PROCEDURE FOR MEASURING TEMPERATURE OF BOTTOM WATER
- Abstract
- Introduction
- Equipment and Materials
- Summary of Procedures
  - Portable SCT Meter
  - Digital Thermometer
  - Glass Mercury Thermometer
- Quality Control
  - Procedural Calibrations
  - Factory Calibrations
  - Accuracy
  - Precision
- Conclusions

3 PROCEDURE FOR MEASURING SALINITY IN BOTTOM WATER
- Abstract
- Introduction
- Equipment and Materials
  - Equipment
  - Materials
- Procedure
  - Portable Meter
  - Refractometer
- Quality Control
  - Portable SCT Meter Calibration
  - Refractometer Calibration
  - Accuracy
  - Precision
- Conclusions

4 HYDROGRAPHIC MEASUREMENTS
- Abstract
- Introduction
- Apparatus and Materials
  - Equipment
  - Reagents
- Sample Collection, Preservation, and Storage
- Procedure
- Conclusions
- Reference

5 SEDIMENT GRAIN-SIZE ANALYSIS PROCEDURES FOLLOWED BY BATTELLE OCEAN SCIENCES, SCIENCE APPLICATIONS INTERNATIONAL CORPORATION, AND GEO PLAN, INC.
- Abstract
- Introduction
- Equipment and Materials
  - Equipment and Supplies
  - Chemicals
- Summary of Sediment Grain-Size Procedures, 1986
  - Sample Preparation
    - Pre-Determination of Beaker Tare Weights
    - Preparation of Dispersing Solution
    - Preparation of Sediment
  - Procedure
    - Wet-Sieving
    - Collection of Silt-Clay Fraction
    - Collection of Sand and Gravel Fraction
  - Determination of Weight Percent Distributions
  - Battelle Quality Control
- Summary of Sediment Grain-Size Procedures, 1987
- Summary of Sediment Grain-Size Procedures, 1988
- Summary of Sediment Grain-Size Procedures, 1989
- Summary of Sediment Grain-Size Procedures, 1990 and 1991
- Conclusions
- References

6 SEDIMENT GRAIN-SIZE ANALYSES
- Abstract
- Introduction
- Apparatus and Materials
- Sample Collection, Preservation, and Storage
- Procedure

Preparation of Samples for Dry Sieving and Pipette Analysis
Size Analysis of Sand/Gravel Fraction by Dry Sieving
Analysis of Silt/Clay Sized Material by Settling
Calculations
Quality Control
Conclusions
References

7 SEDIMENT DRY WEIGHT DETERMINATION PROCEDURES FOLLOWED BY BATTELLE OCEAN SCIENCES
Abstract
Introduction
Equipment and Materials
Summary of Sediment Dry Weight Determination Method
Sediment Procedure
Dry Weight Calculation
Conclusion
Reference

8 DRY WEIGHT DETERMINATION OF SEDIMENTS
Abstract
Introduction
Apparatus and Materials
Procedure
Calculations
Quality Control
Conclusion

9 TISSUE DRY WEIGHT DETERMINATIONS PROCEDURES FOLLOWED BY BATTELLE OCEAN SCIENCES
Abstract
Introduction
Equipment and Materials
Summary of Tissue Dry Weight Determination Method
Tissue Procedure
Dry Weight Calculation
Conclusion
Reference

10 TOTAL ORGANIC CARBON AND CARBONATE ANALYSIS PROCEDURES FOLLOWED BY BATTELLE OCEAN SCIENCES AND GLOBAL GEOCHEMISTRY CORPORATION
Abstract

Introduction
Equipment and Materials
Equipment
Materials
Summary of Total Organic Carbon and Carbonate Procedures
Total Organic Carbon Analyses
Total Inorganic Carbon Analyses
Quality Assurance/Quality Control
Documentation of Limits of Detection
Verification of Instrument Performance
Monitoring Interference/Contamination
Documentation of Analytical Accuracy
Documentation of Analytical Precision
Conclusions

11 TOTAL ORGANIC AND CARBONATE CARBON CONTENT OF SEDIMENT
Abstract
Introduction
Apparatus and Materials
Procedure
LECO System Preparation
Total Carbon Determination
Total Organic Carbon Determination
Total Carbonate Carbon Content
Standardization and Calculations
Quality Control
Reporting and Performance Criteria
Conclusions

12 TISSUE LIPID DETERMINATION METHOD
Abstract
Introduction
Apparatus and Materials
Procedure
Calculation
Quality Control
Conclusions
Acknowledgments

13 LIPID WEIGHT DETERMINATION PROCEDURES FOLLOWED BY BATTELLE OCEAN SCIENCES
Abstract

Introduction
Sample Processing
Equipment
Analytical Procedures
Calculation
Conclusions

14 GONADAL INDEX AND HISTOPATHOLOGY FOR THE EAST AND WEST COASTS USED IN THE NATIONAL STATUS AND TRENDS MUSSEL WATCH PROJECT
Abstract
Introduction
Equipment and Materials
Equipment
Chemicals
Staining Solutions
Harris' Hematoxylin
Eosin Y
Methods
Gonadal Index
Mussel Preparation
Oyster Preparation
Processing
Staining Procedure
Gonadal Index Determination
Quality Control
Histopathology
Gross Pathology
Microscopic Examinations
Conclusions
References

15 GONADAL ANALYSIS - *Crassostrea virginica*
Abstract
Introduction
Equipment, Reagents, and Solutions
Sample Collection and Fixation
Slide Preparation
Tissue Embedding
Tissue Sectioning
Tissue Staining
Analysis
Conclusions
References

16 COLLECTION OF FISH TISSUES FOR THE NATIONAL BENTHIC SURVEILLANCE PROJECT NECROPSY PROCEDURE, TISSUE PROCESSING, AND DIAGNOSTIC PROCEDURE FOR HISTOPATHOLOGY
- Abstract
- Introduction
- Preparation of Fish for Sample Collection
- Recording of Field Data
- Necropsy Procedure
  - Collection of Structures for Fish Age Determination
  - Necropsy Tools
  - Observation and Collection of External Lesions
  - Collection of Bile
  - Collection of Liver Histology
  - Collection of Kidney and Ovary Tissues for Histology
  - Collection of Liver Tissue for Metals
  - Collection of Liver Tissue for Organic Chemical Analyses
  - Collection of Stomach Contents
- Handling Histopathology Tissues Following Necropsy
- Processing and Analyzing Histopathology Tissues
- Conclusions
- References

17 PROCEDURE FOR ESTIMATING *CLOSTRIDIUM PERFRINGENS* IN SEDIMENTS
- Abstract
- Introduction
- Equipment and Materials
- Procedure
  - Sample Collection and Preservation
  - Sample Extraction
  - Sample Preparation and Counting Procedures
  - Calculations
- Quality Control
  - Interference and Contamination
  - Accuracy and Precision
- Conclusions
- References

18 METHOD ESTIMATION OF *Clostridium perfringens* IN SEDIMENTS
- Abstract
- Introduction
- Apparatus and Materials
- Sample Collection, Preservation, and Storage

Procedure
Sample Preparation
mCP Membrane Filter Method
Calculations
Quality Control
Interference and Contamination
Accuracy and Precision
Conclusion
References

19 *Perkinsus marinus* ASSAY
Abstract
Introduction
Equipment and Supplies
Reagents
Thioglycollate Medium Preparation
Antibiotic Solution
Lugol's Iodine Solution
PBS (II)
Equipment
Tissue Collection
Tissue Analysis
Semiquantitative Method
Quantitative Method
Calculations
References

20 DEVELOPMENT OF AN IMMUNOLOGICAL PROBE FOR QUANTIFICATION OF OYSTER GONAD
Abstract
Introduction
Equipment and Reagents
Procedure
Collection of Gametic Tissue
Gametic Tissue Probe Development
Collection of Gametic Tissue for NS&T Program
Purification of Oyster Eggs
Purification of Oyster Sperm
Determination of Protein Content in Oyster Eggs and Sperm
Determination of Egg Dry Weight
Determination of Egg Protein Content
Determination of Protein Content in Oyster Sperm
Immunization of Rabbits with Purified Oyster Eggs and Sperm

Ring Immunodiffusion Test
Passive Hemagglutination Test
Evaluation of Specificity of Antiserum
Ouchterlony Double Immunodiffusion Test for Antiserum Specificity
Preparation of Acetone-dried Somatic Tissue Power
Removing Non-specific Antibody Using Acetone-dried Tissue Powder
Quantification of Oyster Eggs or Sperm Using Single Ring Immunodiffusion
References

1 MAJOR DISSOLUTION OF MARINE SEDIMENT AND ATOMIC ABSORPTION ANALYSIS OF MAJOR AND TRACE ELEMENTS

- Abstract
- Introduction
- Equipment and Supplies
  - Instrumentation
  - Supplies
  - Labware
  - Reagents
  - Solvents and Matrix Modifiers
- Sample Treatment
  - Drying
  - Compositing
  - Digestion
- Calibration
  - Sn, Sb, Tl, and As Calibration
  - Ag Calibration
  - Cd, Se, Sb, and Sn Additional Dilutions
- Calculations
- References
- Instrumental Analysis
  - Aluminum
  - Silicon
  - Chromium
  - Manganese
  - Iron
  - Nickel
  - Copper
  - Zinc
  - Arsenic
  - Selenium
  - Silver
  - Cadmium
  - Tin
  - Antimony
  - Mercury
  - Thallium
  - Lead

2 DIGESTION OF FISH TISSUE AND ATOMIC ABSORPTION ANALYSIS OF TRACE ELEMENTS
- Abstract
- Introduction
- Equipment and Supplies
  - Instrumentation
  - Supplies
  - Labware
  - Reagents
  - Solvents and Matrix Modifiers
- Sample Preparation
- Calibration
- Calculations
- References
- Instrumental Analysis
  - Aluminum
  - Chromium
  - Manganese
  - Iron
  - Nickel
  - Copper
  - Zinc
  - Arsenic
  - Selenium
  - Silver
  - Cadmium
  - Tin
  - Antimony
  - Mercury
  - Thallium
  - Lead

3 ANALYTICAL METHODS FOR TRACE ELEMENTS IN SEDIMENTS BY ATOMIC ABSORPTION SPECTROPHOTOMETRY
- Abstract
- Introduction
- Equipment and Supplies
  - Equipment
  - Supplies
  - Chemicals and Reagents
- Sample Treatment
  - Sample Matrix Modification
  - Sample Drying and Compositing

Microwave Digestion
Dilution
Standards
Calibration and Computation of Analyte Concentrations
Detection Limits
Changes in Analytical Methods Over Time
Acknowledgments
Selected References Utilized in Methods Development
Instrumental Analyses
Aluminum
Antimony
Arsenic
Cadmium
Chromium
Copper
Iron
Lead
Manganese
Mercury
Nickel
Selenium
Silicon
Silver
Thallium
Tin
Zinc

4 ANALYTICAL METHODS FOR TRACE ELEMENTS IN FISH LIVER BY ATOMIC ABSORPTION SPECTROPHOTOMETRY
Abstract
Introduction
Equipment and Supplies
Equipment
Supplies
Chemicals and Reagents
Sample Treatment
Sample Matrix Modification
Sample Preparation
Microwave Digestion
Alternate Bomb Digestion
Dilution
Calibration and Computation of Analyte Concentrations
Detection Limits

Changes in Analytical Methods Over Time
Acknowledgments
Selected References Used in Method Development
Instrumental Analyses
Aluminum
Arsenic
Cadmium
Chromium
Copper
Iron
Lead
Manganese
Mercury
Nickel
Selenium
Silver
Thallium
Tin
Zinc

5 SAMPLE PREPARATION AND ANALYSES OF TRACE ELEMENTS IN SEDIMENTS BY ATOMIC ABSORPTION SPECTROPHOTOMETRY
Abstract
Introduction
Equipment and Supplies
Sample Processing
Tissues
Sediments
Calibration and Computation of Analyte Concentrations
Conclusions
References
Sediment Analyses
Silver
Aluminum
Arsenic
Cadmium
Chromium
Copper
Iron
Iron
Mercury
Manganese
Nickel

Lead
Antimony
Selenium
Tin
Tin
Zinc
Tissue
Silver
Aluminum
Arsenic
Cadmium
Chromium
Copper
Iron
Mercury
Manganese
Nickel
Lead
Antimony
Selenium
Tin
Tin
Zinc

6 GERG TRACE ELEMENT QUANTIFICATION TECHNIQUES
Introduction
Equipment and Supplies
Sample Treatment
Oyster Tissue
Bottom Sediment
Calibration and Analysis
Calculations
Concentration
Dilution Factor
Concentration
Instrumental Analysis
Mercury
Aluminum
Copper
Iron
Manganese
Zinc
Silver

Arsenic
Cadmium
Chromium
Copper
Nickel
Lead
Selenium
Tin
Aluminum
Chromium
Iron
Manganese

7 ANALYSIS OF MARINE SEDIMENT AND BIVALVE TISSUE BY X-RAY FLUORESCENCE, ATOMIC ABSORPTION, AND INDUCTIVELY COUPLED PLASMA MASS SPECTROMETRY
Abstract
Introduction
Equipment and Supplies
Sample Treatment
Drying and Homogenization
Digestion
Calibration
Spectral Interferences
Calculations
Graphite Furnace and ICP-MS
Cold Vapor Atomic Absorption
X-Ray Fluorescence
Conclusions
References
Instrumental Analysis
Atomic Absorption Spectrometry
Aluminum
Chromium
Nickel
Selenium
Silver
Cadmium
Tin
Antimony
Mercury
Thallium
Lead

Inductively Coupled Plasma Mass Spectrometry
X-Ray Fluorescence

8 ANALYTICAL PROCEDURES FOLLOWED BY SCIENCE APPLICATIONS INTERNATIONAL CORPORATION, TRACE AND MAJOR ELEMENT ANALYSES
Introduction
Trace Metal Analysis
Equipment and Reagents
Bivalve Tissues Digestion - SIAC
Surficial Sediments
Sample Analysis
References

1 STANDARD ANALYTICAL PROCEDURES OF THE NOAA NATIONAL ANALYTICAL FACILITY 1985-1986 (REVISED). EXTRACTABLE TOXIC ORGANIC COMPOUNDS

- Abstract
- Introduction
  - Quality of Analytical Data
  - Summary of Analytical Procedures
- Materials
  - Instruments and Accessories
  - Chemicals
  - Column Packings
  - Labware
  - Internal Standards, Solutions, and Solvents
    - Internal Standard Solutions
    - Calibration Solutions
    - Spike Solutions
    - Solvents
    - Solvent Purity Testing
      - Methanol and Redistilled Methanol Purity Testing
      - 6:4:3 Cyclohexane:methanol:dichloromethane Solvent Purity Testing
      - Dichloromethane
      - Pentane
      - Hexane
  - Lost Testing and Calibration of Silica Gel/Alumina Column Packing
    - Column Packing Activation
      - Silica Gel
      - Alumina
      - Copper
      - Sand
      - Silica Gel/Alumina Calibration Extract
    - Column Preparation
    - Column Calibration
    - Fraction Concentration
  - Sephadex LH-20 Column Preparation and Calibration
    - Calibration Solutions
      - Azulene/Perylene Calibration Solution
      - Sediment/Tissue Calibration Extract
    - Column Preparation
    - Column Calibration with Azulene/Perylene
    - Column Calibration with Sediment/Tissue Calibration Extract
    - Fraction Concentration

Recycling Sephadex Column Packing
Suggested Sample Composite Preparation
Sediment Composites
Tissue Composites
Sediment Extraction
Blanks and Calibration Solutions
Sample Extraction
Extract Concentration
Tissue Extraction
Blanks and Calibration Solutions
Sample Extraction
Extract Concentration
Dry Weight Determination
Sediment
Tissue
Dry Weight Calculation
Silica Gel/Alumina Chromatography
Column Preparation
Column Chromatography of Extracts
Sephadex LH-20 Chromatography
Special Instructions
Column Chromatography of Extracts
Concentration of Fraction SA2-L2
Recycling of Column Packing
Gas Chromatography Analytical Procedures
Instrument Settings
ECD Operation
FID Operation
Injection of Sample Concentrates and Blanks
Verification of Stable GC Performance
GC Reproducibility and Calibration Mixture Verification
Analyte and Internal Standard Concentration Calculations
Analyte Concentration Calculations
Spiked Blank Calculations
Sample Chromatograms and Calculations
Conclusions
Acknowledgments
References

2 NORTHWEST FISHERIES SCIENCE CENTER ORGANIC ANALYTICAL PROCEDURES
Abstract
Introduction
Materials

Instruments and Accessories
Chemicals
Column Packings
Labware
Standard Solutions
Purity Testing
Activation of Column Packings
Lot Testing and Calibration of Silica Gel and Alumina
Preparation of Composite Samples
Preparation of Composite Samples for Sediments
Preparation of Composite Samples for Tissues
Extraction of Sediment Samples
Extraction of Samples for AHs, CHs, and Coprostanol
Precleanup of AH/CH Extracts
Concentration of AH/CH Extracts
Precleanup of COP Extracts
Concentration of COP Extracts
Extraction of Tissue Samples
Extraction of Samples for AHs, and CHs
Extraction of Samples for CHs and Lipid
Concentration of Lipid Extracts
Precleanup of AH/CH and CH Extracts
Concentration of AH/CH Extracts
Concentration of CH Extracts
Dry Weight Determination
Dry Weight Determination for Sediment Samples
Dry Weight Determination for Tissue Samples
Dry Weight Calculation
EC-HPLC Chromatography
Calibration of the SEC-HPLC System
Isolation of AH/CH or CH Factions
PAC-HPLC Chromatography
Calibration of the PAC-HPLC System
Isolation of COP Factions
Preparation of Samples for Gas Chromatography
Concentration of AH/CH Fractions from Sediment
Concentration of AH/CH Fractions from Tissue
Concentration of CH Fractions from Tissue
Concentration of COP Fractions from Sediment Samples
Gas Chromatography
Instrument Settings
Operation of the GC/ECD
Operation of the GC/MSD
Operation of the GC/FID

Injection of Sample Concentrates
Verification of Stable GC Performance
Verification of GC Reproducibility and the Calibration Mixture
Calculation of Analyte and Internal-Standard Concentrations
Calculation of Analyte Concentrations
Calculation of Spiked Blanks
Data Management for Aromatic Hydrocarbons
Data Management for Chlorinated Hydrocarbons
Conclusions
Acknowledgments
References

3 STANDARD ORGANIC ANALYTICAL PROCEDURES OF THE NOAA SOUTHEAST FISHERIES SCIENCE CENTER
Abstract
Introduction
Protocol Differences and Changes for Samples Collected in 1984 and 1985
Protocol Differences and Changes for Samples Collected in 1986 and 1987
General Comments
References

4 STANDARD ORGANIC ANALYTICAL PROCEDURES OF THE NOAA NORTHEAST FISHERIES SCIENCE CENTER
Abstract
Introduction
Protocol Differences and Changes
Conclusions
Acknowledgments

5 GERG TRACE ORGANICS CONTAMINANT ANALYTICAL TECHNIQUES
Introduction
Tissues and Sediment Analyses
Sample Collection, Preservation, and Storage
Percent Moisture Determination
Summary of Tissue and Sediment Methods
Interferences
Apparatus and Materials
Procedures
Quality Control
Quantitative Determination of Polynuclear Aromatic Hydrocarbons by Gas Chromatography/Mass Spectrometry (GC/MS) - Selected Ion Monitoring (SIM) Mode

Summary
Apparatus and Materials
GC/MS Calibrations
GC/MS Analyses
Calculations
GC/MS Initial and Continuing Calibration
Quantitative Determination of Chlorinated Hydrocarbons
Summary
Apparatus and Materials
Quality Assurance/Quality Control (QA/QC) Requirements
Calibration Checks
Method Blank Analysis
IS Analysis
Matrix Spike Analysis
Method Detection Limit
GC Resolution
Reference Material Analysis
Calculations
Chlorinated Hydrocarbon Calculations
Calculation Notes
Conclusions
Acknowledgments
References

6 ANALYTICAL PROCEDURES FOLLOWED BY BATTELLE OCEAN SCIENCES AND SCIENCE APPLICATIONS INTERNATIONAL CORPORATION TO QUANTIFY ORGANIC CONTAMINANTS
Abstract
Introduction
Equipment and Reagents (Materials Required for Year 4, 1989)
Tissue Extraction
Sediment Extraction
Tissue Extraction, Butyltins
HPLC Accessories
GC Accessories
Gases
Summary of Analytical Procedures, 1986
Bivalve Sample Preparation and Extraction
Sediment Sample Preparation and Extraction
Extract Concentration
Tissue Lipid Weight Determination
Dry Weight Determination
Silica Gel/Alumina Chromatography of Tissue and Sediment Extracts

Sephadex Chromatography
Instrumental Analysis
Summary of Analytical Procedures, Battelle and SAIC, 1987
Tissue Extraction
Sediment Extraction
Sample Analysis
Summary of Analytical Procedures, Battelle and SAIC, 1988
Sample Extraction
Sample Analysis
Tributyltin Analysis
Sample Extraction
Instrumental Analysis
Additional Analyses
Summary of Analytical Procedures, Battelle and SAIC, 1989
Tissue Sample Extraction
Tributyltin
Sediment Extraction
Sample Analysis
Additional Analyses
Summary of Analytical Procedures, Battelle, 1990-1992
Conclusions
Acknowledgments
References

7 NIST METHODS FOR CERTIFICATION OF SRM 1941 AND SRM 1974
Abstract
Introduction
SRM 1941, Organic in Marine Sediment
Summary
Collection and Preparation
Moisture Determination
Polycyclic Aromatic Hydrocarbons
Polychlorinated Biphenyl Congeners and Chlorinated Pesticides
Certified and Noncertified Concentrations
RM 1974, Organic in Mussel Tissue
Summary
Collection and Preparation
Moisture Determination
Polycyclic Aromatic Hydrocarbons
Polychlorinated Biphenyl Congeners and Chlorinated Pesticides
Certified and Noncertified Concentrations
Conclusions
Acknowledgments
References

NOAA. 1994. ***Use of Standards and Reference Materials in the Measurement of Chlorinated Hydrocarbon Residues - Chemistry Workbook.*** **Prepared by T.L. Wade and A.Y. Cantillo for the National Oceanic and Atmospheric Administration, Coastal Monitoring and Bioeffects Assessment Division, Office of Ocean Resources Conservation and Assessment, National Ocean Service, Silver Spring, Maryland. Technical Memorandum NOS ORCA 77.**

Media in which methods can be used: ☑ **Water** ☑ **Sediment** ☐ **Biota**

Keywords: **Water quality, sediment quality, pesticides, PCBs, PAHs, tissue analysis, sampling, QA/QC**

Abstract

This document is a workbook on the use of standards and reference materials for a QA/QC program for marine pollution studies of chlorinated hydrocarbons. As part of their mission, the Group of Experts on Standards and Reference Materials (GESREM) developed this workbook for laboratories that are initiating organic contaminant analyses of environmental samples. The first sections of this workbook give details of sample collection, archival, extraction, instrumental analyses, and data reduction under proper QA/QC procedures. The last sections give examples of how the calculation and procedures are actually applied in a laboratory. This workbook was prepared under sponsorship of the Intergovernmental Oceanographic Commission (IOC) of the United Nations Educational, Scientific, and Cultural Organization (UNESCO).
[extracted from document]

Contact: (301) 713-3028

TABLE OF CONTENTS

1 INTRODUCTION
- Purpose
- Facilities and Personnel
- Approach
- Warning

2 SAMPLE TRACKING
- Collection
- Archival
- Preparation

3 ANALYTE ISOLATION
- Introduction
- Summary of Extraction Methods

4 INSTRUMENTAL ANALYSES
- Introduction Initailization
- Optimize Operating Conditions
- Calibration
- Reference Materials
- Analytical Sequence
- Quantification
- Method Detection Limit
- QA/QC Validation
- Control Charts
- Data Reporting and Archiving

5 EXAMPLE CALCULATIONS
- Introduction
- Examples
  - Example 1: Preparation of Stock Solutions
  - Example 2: Preparation of Calibration Solutions
  - Example 3: Determination of Percent Moisture
  - Example 4: Determination of Percent Solvent Extractable Material Weight
  - Example 5: Required Sample Weight
  - Example 6: Calibration Curve for the Analysis of Chlorinated Compounds Using 4,4'-DDE Calculation as an Example
    - Calibration Curve
    - Concentration Calculations
    - Percent Recovery

Example 7: Determination of Method Detection Limit
MDL Calculation
Upper and Lower 95% Confidence Limits
Example 8: Spiked Blank Calculations
Example 9: Spiked Matrix Calculations
Example 10: Reference Material Calculations

6 ANSWERS

7 REFERENCES

8 REFERENCES
Example Forms
Sample Receiving and Integrity Form
Sample Processing Form
Sample Transfer Form
Sample Information Form
Sample Information Sheet
Laboratory Sample Logbook
Laboratory Sample Logbook
Selected Pesticide/PCB Structures and CAS Numbers
Standard Operating Procedures of TAMU/GERG
SOP-9016 - Extraction of Biological Tissues for Chlorinated Hydrocarbon Analysis
SOP-9017 - Quantitative Determination of Chlorinated Hydrocarbons
Information on NIST SRM 1974, Organics in Mussel Tissue (*Mytilus edulis*)
List of Contributors and Reviewers

Parsons, T. R., Y. Maita, and C. Lalli. 1984. ***A Manual for Chemical and Biological Methods for Seawater Analysis.*** **1st ed. Pergamon Press, Toronto.**

Media in which methods can be used: ☑ **Water** ☐ **Sediment** ☐ **Biota**

Keywords: **Water quality, nutrients, organics, total organic carbon, chlorophyll, pathogenic organisms, dissolved oxygen, sampling**

Abstract

This text is intended to serve as an introduction to the quantitative analysis of seawater. Biological and chemical techniques are described in detail and these are believed to be among those most often used by biological oceanographers. In general, the techniques require a minimum of prior professional training; in addition, methods requiring the use of very expensive equipment have been avoided. As such, it is intended that the techniques will be useful to students, environmentalists and engineers as well as to some other oceanographic disciplines.

The described techniques can generally be employed with a minimum outlay of capital equipment. This the use of a spectrophotometer, fluorometer, microscopes, Coulter Counter, and scintillation counter will cover most of the methods. The use of more sophisticated equipment, such as gas/liquid chromatograms, atomic absorption analyzers, and mass spectrometers, is not described since the operation of these pieces of equipment is usually specialized and well described by company brochures. In addition, however, some techniques are not described because there is equipment available which specifically measures the property without requiring further detailed explanations. Such equipment includes salinometers, light meters, and Autoanalyzers® (the latter being extensively adapted for nutrient analyses using basic colorimetric techniques which are reproduced here). In other cases, the measurement of a property may still be controversial and also require more expensive equipment; this appears to be the case with dissolved organic carbon (DOC).

Methods given in this text are described in terms of procedures and not in terms of interpretation of results. The latter is up to the individual investigator; in some methods, reference material quoted may assist in the interpretation of results.
[extracted from document]

TABLE OF CONTENTS

1 GENERAL NOTES ON ANALYTICAL TECHNIQUES

2 NUTRIENTS
- Determination of Nitrate
- Determination of Nitrite
- Determination of Ammonia (Oxidation Method)
- Determination of Ammonia (Alternative Method)
- Determination of Urea
- Determination of Phosphate
- Determination of Silicate
- Bioassay of Seawater for Vitamins: Vitamin B_{12} *(Cyanocobalamin)*

3 SOLUBLE ORGANIC MATERIAL
- Determination of Total Dissolved Organic Nitrogen
- Determination of Dissolved Free Amino Acids by Fluorometric Analysis
- Determination of Dissolved Combined Amino Acids by Fluorometric Analysis
- Determination of Total Dissolved Monosaccharides
- Determination of Total Dissolved Carbohydrates by MBTH Assay
- Determination of Petroleum Hydrocarbons

4 PARTICULATE MATERIAL
- Determination of Particulate Organic Carbon
- Determination of Total Particulate Carbohydrate by Anthrone Reagent
- Determination of Total Particulate Carbohydrate by MBTH Assay
- Determination of Total Particulate Amino Acids by Fluorometric Analysis
- Determination of Particulate Lipid
- Determination of Adenosine Triphosphate (ATP) in Particulate Material
- Electronic Counting and Sizing of Particles
- Sinking Rate of Phytoplankton and Other Particulates

5 PLANT PIGMENTS
- Determination of Chlorophylls and Total Carotenoids: Spectrophotometric Method
- Spectrophotometric Determination of Phaeo-pigments
- Fluorometric Determination of Chlorophylls
- Fluorometric Determination of Phaeo-pigments
- Automated Estimation of Chlorophyll Pigments

6 PHOTOSYNTHESIS
- Photosynthesis as Measured by the Uptake of Radioactive Carbon

7 BACTERIA
Direct Counting of Bacteria by Fluorescence Microscopy
Heterotrophic Activity (as Measured by Glucose Uptake)
Heterotrophic Growth (as Measured by Thymidine Uptake)

8 GASES IN SEAWATER
Determination of Dissolved Oxygen
Oxygen Standardization by Titration
Determination of Carbonate Alkalinity and Total Carbon Dioxide (All Forms)
Determination of Sulfide

9 COUNTING, MEDIA, AND PRESERVATIVES
Collection and Enumeration of Organisms
Artificial Seawater Media
Culture Collections
Plankton Preservatives

10 TERMS AND EQUIVALENTS
Oxygen Equivalents (Chemical and Biological)
Energy Equivalents
Carbon Equivalents
Metric Units and Equivalents
Sigma-T Values

Plumb, R. H., Jr. 1981. ***Procedures for Handling and Chemical Analysis of Sediment and Water Samples.*** **Prepared by Great Lakes Laboratory, State University College at Buffalo, Buffalo, NY., for U.S. Environmental Protection Agency/Corps of Engineers Technical Committee on Criteria for Dredged and Fill Material. Published by the U.S. Army Engineer Waterways Experiment Station, Vicksburg, MS. Technical Report EPA/CD-81-1. (NTIS: PB84-191048).**

Media in which methods can be used: ☑ **Water** ☑ **Sediment** ☐ **Biota**

Keywords: **Water quality, sediment quality, sampling, grain size, pH, total solids, inorganics, organics, metals, nutrients, pesticides, PAHs, oxygen demand**

Abstract

The purpose of this handbook is to provide state-of-the-art guidance on the subjects of sampling, preservation, and analysis of dredged and fill material.

The information is presented in one of three major sections:

- a discussion of rationale for project managers
- a step-by-step protocol for sample handling and each test procedure
- a listing of analytical techniques, including sample pretreatment procedures

The purpose of the first section is to point out to a project director or project manager the types of trade-offs that have to be considered in developing an acceptable sampling program. If a project director is aware of the kind of information provided by use of each piece of equipment or testing procedure, and the present limitations of this information, he can then make a decision to use the equipment and/or procedures that are most suited to his particular project.

The second section of the handbook provides guidance to the laboratory and field personnel that will be implementing the sampling program. This includes a discussion of the types of sampling equipment to be used and when to use each type, a step-by-step description of the three general chemical tests considered, along with the required method of sample handling and a general quality control program, beginning with sample collection. The three chemical tests that are described are:

- a short-term water leaching test (the standard elutriate test)
- a strong acid digest or an organic solvent extract (bulk analysis)
- an elemental distribution test (sediment fractionation)

The third section presents for laboratory personnel a series of analytical techniques, including sample preparation, were required, for 44 parameters. Since the purpose of this manual was not to develop new methods, the methods are generally those found in *Standard Methods,* ASTM, and EPA manuals. The listed procedures are considered most appropriate for general use; it is recommended that they be utilized when it is decided to analyze samples for that particular constituent.
[extracted from document]

Contact: (601) 634-2571

TABLE OF CONTENTS

1 PROJECT MANAGEMENT GUIDANCE
- Project Definition
- Test Selection
  - Testing Procedures
  - Chemical Analyses
- Sampling Considerations
  - Representative Sampling
  - Sampling Techniques Selection
  - Sample Preservation
- Quality Control
- Additional Considerations
- Summary
- References

2 FIELD/LABORATORY GUIDANCE
- Method of Sample Collection
  - Water Samplers
  - Sediment Samplers
- Sample Collection
- Sample Handling
- Sample Preservation
- Quality Control
  - Objectives
  - Work Load
  - Present Limitations
- Types of Chemical Tests
  - Elutriate Test
  - Sediment Fractionation
  - Bulk Analysis
- Summary
- References

3 ANALYTICAL METHODS
- Physical Analysis
  - Cation Exchange Capacity
    - Procedures for Sediment Samples
      - Method 1: Agitation, Filtration
      - Method 2: Centrifugation
  - Particle Size
    - Procedures for Sediment Samples
      - Method 1: Sieving and Electronic Particle Counters
      - Method 2: Sieving and Pipet Analysis

- pH
  - Procedures for Water Samples
    - Method 1: Glass Electrode
  - Procedures for Sediment Samples
    - Method 1: Glass Electrode
- Oxidation Reduction Potential
  - Procedures for Water and Sediment Samples
    - Method 1: Platinum Electrode
- Total Solids and Volatile Solids
  - Total Solids Procedure for Water Samples
    - Method 1: Gravimetric
  - Total Solids Procedure for Sediment Samples
    - Method 1: Gravimetric
- Volatile Solids Determination
- Specific Gravity
  - Procedure for Sediment Samples

Inorganic Analysis

- Carbon, Total Organic and Inorganic
  - Procedure for Water Samples
    - Method 1: Infrared Analysis
  - Procedure for Sediment Samples
    - Method 1: Sample Ignition
    - Method 2: Differential Combustion
- Metals (Al, Cd, Ca, Cr, Cu, Fe, Pb, Mg, Mn, Mo, Ni, Zn)
  - Procedure for Water Samples (All metals except Ha, Hg, and Se)
    - Method 1: Direct Flame Atomic Absorption, Total Metals
    - Method 2: Direct Flame Atomic Absorption, Soluble Metals
    - Method 3: Graphite Furnace Atomic Absorption
    - Method 4: Chelation-Extraction Atomic Absorption
  - Procedure for Sediment Samples (All metals except As, Hg, and Se)
    - Method 1: Direct Flame Atomic Absorption, Total Metals
- Metals (Arsenic)
  - Procedure for Water Samples
    - Method 1: Arsine Generation
    - Method 2: Graphite Furnace
  - Procedures for Sediment Samples
    - Method 1: Arsine Generation
- Metals (Mercury)
  - Procedure for Water Samples
    - Method 1: Cold Vapor Technique
  - Procedure for Sediment Samples
    - Method 1: Cold Vapor Technique

- Metals (Selenium)
  - Procedure for Water Samples
    - Method 1: Hydride Generation
  - Procedures for Sediment Samples
    - Method 1: Digestion/Flameless Atomic Absorption
    - Method 2: Hydride Generation
- Nitrogen (Ammonia, Nitrate, Nitrite, Total Kjeldahl, Organic)
- Nitrogen (Ammonia)
  - Procedures for Water Samples
    - Method 1: Colorimetric, Automated Phenate
    - Method 2: Colorimetric, Automated O-Tolidine
    - Method 3: Colorimetric or Titrimetric, Manual
  - Procedures for Sediment Samples
    - Method 1: Potassium Chloride Extraction
    - Method 2: Distillation
    - Method 3: Distilled Water Extraction
- Nitrogen (Nitrate)
  - Procedures for Water Samples
    - Method 1: Colorimetric, Manual, Brucine Sulfate
    - Method 2: Colorimetric, Automated, Cadmium Reduction
    - Method 3: Colorimetric, Automated, Hydrazine Reduction
    - Method 4: Colorimetric, Manual, Cadmium Reduction
- Nitrogen (Nitrite)
  - Procedures for Water Samples
    - Method 1: Colorimetric, Automated, Cadmium Reduction
    - Method 2: Colorimetric, Automated, Hydrazine Reduction
    - Method 3: Colorimetric, Manual, Cadmium Reduction
    - Method 4: Colorimetric, Manual
  - Procedure for Sediment Samples
- Nitrogen (Total Kjeldahl)
  - Procedures for Water Samples
    - Method 1: Colorimetric, Semiautomated with Block Digester
    - Method 2: Manual Colorimetric, Titrimetric
    - Method 3: Colorimetric, Automated Phenate
  - Procedures for Sediment Samples
    - Method 1: Kjeldahl Digestion
    - Method 2: Block Digestion
- Nitrogen (Organic)
- Phosphates (Soluble Reactive, Total, Organic)
- Phosphates (Soluble Reactive)
  - Procedures for Water Samples
    - Method 1: Ascorbic Acid, Manual
    - Method 2: Ascorbic Acid, Automated

Method 3: Stannous Chloride, Automated
Method 4: Vanadomolybdophosphoric Acid, Manual
Procedure for Sediment Samples
Phosphates (Total)
Procedures for Water Samples
Procedures for Sediment Samples
Phosphates (Organic)
Procedures for Water Samples
Procedures for Sediment Samples
Method 1: Acid Hydrolysis
Method 2: Acid Extraction
Sulfides
Procedures for Water Samples
Method 1: Methylene Blue, Colorimetric
Method 2: Iodine Titrimetric
Procedure for Sediment Samples
Method 1: Distillation, Methylene Blue, Colorimetric
Organic Analysis
Carbamates
Procedure for Water Samples
Method 1: Methylene Chloride Extraction
Procedure for Sediment Sample
Method 1: Methylene Chloride Extraction
Chlorinated Phenoxy Acid Herbicides
Procedures for Water Samples
Method 1: Chloroform Extraction
Method 2: Ethyl Ether Extraction
Procedure for Sediment Samples
Method 1: Acetone-Hexane Extraction
Oil and Grease
Procedure for Water Samples
Method 1: Freon Extraction
Procedure for Sediment Samples
Method 1: Freon Extraction
Chlorinated Hydrocarbons
Procedures for Water Samples
Method 1: Benzene Extraction
Method 2: Methylene Chloride/Hexane Extraction
Procedures for Sediment Samples
Method 1: Acetone/Hexane Extraction
Method 2: Acetonitrile Extraction

- Organophosphorus Pesticides
  - Procedure for Water Samples
    - Method 1: Hexane, Chloroform, Benzene Extraction
  - Procedure for Sediment Samples
    - Method 1: Hexane Extraction
- Polynuclear Aromatic Hydrocarbons
  - Procedure for Water Samples
    - Method 1: Dichloromethane Extraction/Gas Chromatography
  - Procedures for Sediment Samples
    - Method 1: Methanol Extraction/UV Analysis
    - Method 2: Ethanol Extraction/UV Spectrophotometry
- Phenolics
  - Procedures for Water Samples
    - Method 1: Distillation, 4-aminoantipyrine Colorimetric
    - Method 2: Distillation, MBTH Colorimetric
  - Procedures for Sediment Samples
    - Method 1: Distillation, 4-aminoantipyrine Colorimetric
    - Method 2: MBTH Colorimetric

Miscellaneous Analysis

- Chlorine Demand
  - Procedures for Water Samples
  - Procedures for Sediment Samples
- Biochemical Oxygen Demand
  - Procedures for Water Samples
  - Procedures for Sediment Samples
- Chemical Oxygen Demand
  - Procedures for Water Samples
    - Method 1: Low Level, 5 to 50 mg/ℓ
    - Method 2: High Level, 50 to 800 mg/ℓ
  - Procedure for Sediment Samples
- Sediment Oxygen Demand
  - Procedures for Sediment Samples
    - Method 1: *In Situ*
    - Method 2: Laboratory

PTI Environmental Services. 1989. ***Data Validation Guidance Manual for Selected Sediment Variables, Edited Draft Report.*** **Prepared by PTI Environmental Services for the Washington Department of Ecology, Sediment Management Unit, Olympia, WA.**

Media in which methods can be used: ☐ **Water** ☑ **Sediment** ☐ **Biota**

Keywords: **Sediment quality, QA/QC, sampling, grain size, total solids, total organic carbon, metals, organics, toxicity/bioassays, population/community, bioaccumulation, data analysis/management**

Abstract

Data validation is the process by which a sample, measurement method, or data point is deemed useful for a specific purpose. The objective of the *Data Validation Guidance Manual for Selected Sediment Variables* is to provide a thorough description of the data quality review process, and a standardized format for assessing data accuracy, precision, completeness, and usability. This document is designed to be used by Washington Department of Ecology staff to assess the quality of sediment data collected throughout Puget Sound to determine if they are suitable for inclusion in Ecology's sediment quality values database.

Environmental variables in Puget Sound are measured by a wide variety of organizations, including government agencies, universities, and private institutions. However, comparisons of results from different studies frequently are limited because different methods are used to measure the same variable(s). The ability to compare data among different studies is highly desirable for developing a comprehensive management strategy for Puget Sound. A standardized, rigorous review process is essential to ensuring the quality and integrity of the sediment quality values database.

The approach to describing the data review process is organized by the major categories of analytes (i.e., conventional variables, metals, semivolatile organic compounds, and volatile organic compounds (VOC), bioaccumulation, bioassays, and benthic infauna). These major categories represent classes of chemical or biological variables that have similar analytical requirements. Only chemical and biological variables commonly used to characterize the quality of Puget Sound sediments are included in the guidance manual. The discussion of the data validation process if further focused by emphasizing the analytical techniques that best address the data quality requirements of the database or that have been recommended by the major programs that address data quality in Puget Sound [PSDDA, PSEP, Puget Sound Ambient Monitoring Program (PSAMP)]. Screening techniques, which generally have higher detection limits and less stringent precision and accuracy requirements, are not addressed in this manual.

General guidance on QA during field sampling is provided in Section 2. Section 3 summarized general data collection and reporting requirements. Sections 4 through 10 contain specific QA/QC requirements, evaluation procedures, and recommended actions for data on conventional variables, metals, semivolatile organic compounds, VOC, bioaccumulation, bioassays, and benthic community structure. A list of acronyms and a glossary are included in Appendix A to clarify terms used throughout the manual. *[extracted from document]*

Contact: (206) 407-6908

TABLE OF CONTENTS

1 INTRODUCTION
- Objective
- Background
- Approach
- Report Overview
- References

2 GENERAL GUIDANCE ON FIELD SAMPLING QUALITY ASSURANCE
- Positioning
- Sediment Sample Collection and Storage
- Sample Handling and Document Control
- References

3 GENERAL DATA REPORTING REQUIREMENTS
- Conventional Variables
  - Particle Size, Total Solids, and Total Volatile Solids
  - Total Organic Carbon
  - Total Sulfides
- Metals
- Organic Compounds
- Bioassays
  - Amphipod Mortality Test
  - Juvenile Bivalve Mortality Test
  - Juvenile *Neanthes* Growth/Mortality Test
  - Bivalve Larvae Abnormality Test (Whole Sediment)
  - Bivalve Larvae Abnormality Test (Elutriate)
  - Echinderm Embryo Abnormality Test
  - Microtox™ Test (Saline Extract)
  - Microtox™ Test (Organic Extract)
- Benthic Infauna

4 QUALITY ASSURANCE FOR CONVENTIONAL VARIABLES IN SEDIMENT
- Introduction
- Particle Size, Total Solids, and Total Volatile Solids
  - Requirements
  - Evaluation Procedure
  - Action
- Total Organic Carbon
  - Requirements
  - Evaluation Procedure

Action
Total Sulfides
Requirements
Evaluation Procedure
Action
References

5 QUALITY ASSURANCE FOR METALS IN SEDIMENT
Introduction
Unique Sampling Requirements for Metal Analysis
Data Completeness and Format
Data Validation and Assessment
Instrument Calibration
Detection Limits
Blank Analysis
Standard Reference Material
Matrix Spike Analysis
Duplicate Analysis
Overview of Specific Instrument Requirements
Graphite Furnace Atomic Absorption Analysis
Flame and Cold Vapor Atomic Absorption Analysis
Inductively Coupled Plasma Analysis
Serial Dilution Analysis
References

6 QUALITY ASSURANCE FOR SEMIVOLATILES IN SEDIMENTS
Introduction
Unique Sampling Requirements for Semivolatile Analysis
Data Completeness and Format
Overview of Extraction, Extract Cleanup, and Instrument Analysis
Extraction
Sulfur Removal
Cleanup and Separation
Extract Concentration
Instrumental Analysis
Commonly Used Analytical Protocols
Modifications of Routine Methods
Data Validation and Assessment
GC/MS Tuning
Initial Calibration
Ongoing Calibration
Compound Confirmation
Detection Limits

Analysis of Blanks
Surrogate Spike Commands
Standard Reference Material
Matrix Spikes
Replicate Analysis
Calculation Checks
Isotope Dilution
Internal Standard Quantification
External Standard Quantification
References

7 QUALITY ASSURANCE FOR VOLATILE ORGANICS IN SEDIMENTS
Introduction
Unique Sampling Requirements for Volatile Organics
Data Completeness and Format
Overview of Extraction, Extract Cleanup, and Instrument Analysis
Heated Purge-and-Trap Method
Vacuum Extraction Technique
Data Validation and Assessment
GC/MS Tuning
Initial Calibration
Ongoing Calibration
Compound Confirmation
Detection Limits
Analysis of Blanks
Surrogate Spike Commands
Matrix Spikes
Replicate Analysis
Calculation Checks
References

8 SPECIAL CONSIDERATIONS ASSOCIATED WITH BIOACCUMULATION ANALYSIS
Introduction
Sampling Unique to Tissues
Tissue Processing
Storage
Overview of Extraction, Digestion, and Extract Cleanup
Extraction of Semivolatile Organic Compounds
Cleanup and Separation of Semivolatile Organic Compounds
Digestion Samples for Metals Analysis
Lipid Weight Determination (after extraction)
References

9 QUALITY ASSURANCE FOR BIOASSAYS
Introduction
Sample Collection, Transport, and Storage
Data Completeness and Format
Data Validation and Assessment
Analytical Methods
Test Precision
Positive Controls
Negative Controls
References

10 QUALITY ASSURANCE FOR BENTHIC MACROINVERTEBRATES
Introduction
Sample Collection, Transport, and Storage
Data Completeness and Format
Data Validation and Assessment
Sample Sorting
Taxonomic Identifications
Intrastation Variability
References

APPENDIX A: LIST OF ACRONYMS AND GLOSSARY

APPENDIX B: PSEP/PSDDA WORKSHEETS

APPENDIX C: TREATMENT OF CHEMISTRY DATA: CALCULATIONS AND QUALIFIER CODES

PTI Environmental Services. 1989. ***Puget Sound Dredged Disposal Analysis Guidance Manual; Data Quality Evaluation for Proposed Dredged Material Disposal Projects.*** **Prepared by PTI Environmental Services for the Washington Department of Ecology, Sediment Management Unit, Olympia, WA.**

Media in which methods can be used: ☐ **Water** ☑ **Sediment** ☐ **Biota**

Keywords: **Sediment quality, sampling, QA/QC, data analysis/management, grain size, oxygen demand, pH, metals, organics, pesticides, PCBs, PAHs, toxicity/bioassay, bioaccumulation**

Abstract

This manual provides guidance for the review of data submitted to the U.S. Army Corps of Engineers, Seattle District (Corps) by applicants for dredging permits. This data review process is termed QA1. The purpose of QA1, as described in the Puget Sound Dredged Disposal Analysis (PSDDA) management Plan (PSDDA 1988a), is to establish if data are acceptable for determining the suitability of sediments for unconfined, open-water disposal. The handling, organization, and synthesis of sediment data described here are designed to streamline the data review process. The goal of QA1 is to ensure that sediment data from proposed projects have received adequate quality assurance (QA) review prior to a determination of suitability. To meet this need, field and laboratory QA information relevant to PSDDA data review is compiled for each project by the field teams and analytical laboratories responsible for sample collection and testing.

The sequence of major QA activities associated with a project can be divided into four phases:

- project planning
- data collection
- data quality review
- data use

The process of reviewing chemical and biological data to determine if they are suitable for incorporation in the sediment quality values database is termed QA2. QA2 is described in detail in the *Data Validation Guidance Manual for Selected Sediment Variables* (PTI 1989). QA2 will follow QA1 to establish if the data are acceptable for incorporation into the sediment quality values database maintained by the Washington Department of Ecology.
[extracted from document]

Contact: (206) 407-6908

TABLE OF CONTENTS

1 INTRODUCTION
- Background
- Overall QA Perspective
  - Project Planning
  - Data Collection
  - Data Quality Review
  - Data Use
- General QA1 Approach
- Report Organization

2 KEY ELEMENTS OF PSDDA AND THEIR INTEGRATION INTO QA1
- PSDDA Sampling Strategy
  - Number and Location of Sediment Samples
  - Sampling and Testing Sequence
- Specification of Analytical Variables, Protocols, and Control Limits
  - Chemical Variables, Protocols, and Control Limits
  - Biological Variables, Protocols, and Control Limits
- Sampling and Analytical Information Included in QA1

3 QA1 CHECKLIST FORMATS
- Dredgers Checklist
- Checklist for Conventional Variables in Sediment
- Checklist for Metals in Sediment
- Checklist for Semivolatile Organic Compounds (A/B/N and PCB/ Pesticides) in Sediment
- Checklist for Volatile Organic Compounds in Sediment
- Checklist for Bioaccumulation Data
- Checklist for Amphipod Mortality Bioassay
- Checklist for Juvenile Infauna Bioassay
- Checklist for Sediment Larval Bioassay
- Checklist for Microtox™ Bioassay
- Summary QA1 Matrix

4 GUIDANCE FOR QA1 REVIEW AND INTERPRETATION
- Has the Sampling Plan Been Followed?
- Is the Data Set Complete?
- Is the Format Acceptable?
  - Chemistry Data
  - Bioassay Data
- Are the Blanks Acceptable?
- Is the Accuracy Acceptable?

Is the Precision Acceptable?
Chemistry Data
Bioassay Data
Are the Controls Acceptable?
Are the Bioassay Testing Conditions Appropriate?
Are the Bioassay Sample Sizes Adequate?

REFERENCES

GLOSSARY

APPENDIX A: REQUIRED LABORATORY DOCUMENTATION

APPENDIX B: EXAMPLE CHECKLISTS

Puget Sound Estuary Program. 1991. ***Recommended Protocols for Measuring Selected Environmental Variables in Puget Sound.*** **U.S. Environmental Protection Agency, Region 10, Office of Puget Sound, Seattle WA.**

Media in which methods can be used: ☑ **Water** ☑ **Sediment** ☑ **Biota**

Keywords: **Water quality, sediment quality, biological characterization, sampling, QA/QC, pH, grain size, salinity, total solids, turbidity, temperature, nutrients, metals, dissolved oxygen, oxygen demand, organics, PAHs, PCBs, toxicity/bioassays, population/community, pathogenic organisms, data analysis/management**

Abstract

This document presents recommended protocols for measuring selected environmental variables in Puget Sound. The objective is to encourage most investigators conducting studies such as monitoring programs, baseline surveys, and intensive investigations to use equivalent methods whenever possible. If this objective is achieved, most data from future sampling programs should be comparable among studies. It is recognized that alternative methods exist for many of the variables considered in this document and that those methods may produce data of equal or better quality than do the recommended methods. It is also recognized that future research or other circumstances may require modification or replacement of one or more of the recommended methods.

The recommendations in this document pertain primarily to the methodological specifications required to measure the selected environmental variables. Recommendations for study design and data analysis generally were not included because those considerations vary widely depending upon the objectives of individual studies.

Twelve groups of variables were identified as having the highest priority for protocol development or documentation. They include:

- station positioning considerations
- conventional sediment variables
- concentrations of organic compounds in sediment and tissue
- concentrations of metals in sediment and tissue
- sediment bioassays
- characteristics of soft-bottom demersal fish assemblages
- concentrations of chemicals in marine mammal tissue
- pathological conditions in fish livers
- benthic infaunal variables
- conventional marine water variables
- conventional fresh water variables
- microbiological indicators

Protocols to evaluate each of the environmental variables are prepared and are available as stand-alone reports. However, for the convenience of the user, all protocols are also available in a loose-leaf binder format. For conciseness in this bibliography, all protocols are presented as a single document.

In addition to the recommended protocols for each group of variables, a section on general quality assurance/quality control (QA/QC) procedures is included in this document. That section identifies the major QA/QC concerns that should be addressed when collecting and analyzing environmental samples from Puget Sound.

The formats for most protocols are similar to facilitate use of the entire document. The following major sections are presented for most protocols: **Use and Limitations**—Describes what a variable measures and major limitations to the use of the variable. **Field Procedures**—Describes container type, special cleaning procedures, collection techniques, sample quantity, preservation technique, storage conditions, and maximum holding time. **Laboratory Procedures**—Describes analytical procedures (or provides citations), laboratory equipment, sources of error, and QA/QC specifications. **Data Reporting Requirements**—Describes the kinds of data that the analytical laboratory should report and the units in which the data should be reported.
[extracted from document]

Contact: (706) 442-1368

TABLE OF CONTENTS

1 INTRODUCTION

2 GENERAL QA/QC CONSIDERATIONS FOR COLLECTING ENVIRONMENTAL SAMPLES IN PUGET SOUND

- Introduction
- Sampling Preparation
- Sampling Procedures
  - Health and Safety
  - Station Location
- Sampling Handling
  - Field Procedures
  - Sample Shipment
  - Laboratory Procedures
  - Shipboard Laboratory Analyses
- References

3 RECOMMENDED PROTOCOLS FOR STATION POSITIONING IN PUGET SOUND
- Introduction
- Positioning Method Selection Procedure
  - Development of Sampling Program
    - Physical Conditions at the Study Site
    - Equipment and Analyses
    - Station Separation
    - Reoccupation
    - Program-Imposed Constraints
  - Definition of Positioning Requirements
  - Review and Selection of Positioning Method
  - Implementation of Positing Method
- Recordkeeping Requirements
  - Field Records
    - Initial Survey Description
    - Day Log Entries
    - Station Log Entries
  - Reporting Requirements
- Recommended Positioning Accuracies
  - Classification of Sampling
  - Recommended Accuracy
  - Recommended Positioning Methods
- References
- Appendix A: Site-Related Positioning Limitations
- Appendix B: Position Error Analysis
- Appendix C: Positioning Methods and Considerations for Sampling in Puget Sound
  - Optical Positioning Techniques
  - Electronic Positioning Techniques
  - Range-Azimuth Systems
  - References
- Appendix D: Evaluation of Positioning Methods
  - Positioning Procedures in Use in Puget Sound
  - Candidate System Overview
  - Screening Criteria

4 RECOMMENDED PROTOCOLS FOR MEASURING CONVENTIONAL SEDIMENT VARIABLES IN PUGET SOUND

- Introduction
- Collection of Surficial Sediments for Physical and Chemical Variables
  - Introduction
  - Design of Sampler
  - Penetration of Depth
  - Operation of Sampler
  - Sample Acceptability Criteria
  - Sample Collection
- Particle Size
  - Use and Limitations
  - Field Procedures
    - Collection
    - Processing
  - Laboratory Procedures
    - Analytical Procedures
    - QA/QC Procedures
  - Data Reporting Requirements
- Total Solids
  - [Same Subsections as Particle Size]
- Total Volatile Solids (TVS)
  - [Same Subsections as Particle Size]
- Total Organic Carbon (TOC)
  - [Same Subsections as Particle Size]
- Oil and Grease (Freon Extractable)
  - [Same Subsections as Particle Size]
- Total Sulfides
  - [Same Subsections as Particle Size]
- Total Nitrogen
  - [Same Subsections as Particle Size]
- Biochemical Oxygen Demand (BOD)
  - [Same Subsections as Particle Size]
- Chemical Oxygen Demand (COD)
  - [Same Subsections as Particle Size]
- References

5 RECOMMENDED PROTOCOLS FOR MEASURING ORGANIC COMPOUNDS IN PUGET SOUND SEDIMENT AND TISSUE SAMPLES

- Introduction
- Organic Compounds in Sediments
  - Uses and Limitations
  - Sampling Preparation and Field Procedures
  - Laboratory Analytical Procedures
- Organic Compounds in Tissue
  - Uses and Limitations
  - Sampling Preparation and Field Procedures
  - Laboratory Analytical Procedures
- Instrumental Procedures
- QA/QC Procedures and Requirements
  - Surrogate Spike Compounds (Recovery Internal Standards)
  - Injection Internal Standards
  - Method Blanks
  - Standard Reference Materials (SRM)
  - Matrix Spikes
  - Method Spikes
  - Analytical Replicates
  - Field Replicates
  - Initial Calibration
  - Ongoing Calibration
- Data Reporting Requirements
  - Recovery and Blank Corrections
  - Lower Limit of Detection
- Cost Implications
- References
- Glossary
- Appendix A: U.S. EPA Contract Laboratory Program: Procedures for Analysis of Extractable Organic Compounds in Soils/ Sediment
- Appendix B: U.S. EPA Contract Laboratory Program: Procedures for Analysis of Purgeable Organic Compounds
- Appendix C: Established U.S. EPA Advisory Limits for Precision and Accuracy and Method Performance Limits for Analytical Procedures
- Appendix D: GC/MS Identification of Target and Library Search Compounds

6 RECOMMENDED PROTOCOLS FOR MEASURING METALS IN PUGET SOUND WATER, SEDIMENT, AND TISSUE SAMPLES

- Introduction
  - General
  - Precautions and Limitations
- Sample Collection
  - Precollection
  - Sources of Contamination
  - Water Column Samples
  - Particulate Samples
  - Surficial Sediment Samples
  - Tissue Samples
- Analytical Methods
  - Sample Preparation
  - Instrumental Methods
  - Recommended Instrumental Methods
  - Metals Speciation
- Quality Assurance/Quality Control
  - QA/QC Measures Initiated by the Analytical Laboratory
  - QA/QC Measures Initiated in the Field
  - Corrective Actions
- Data Reporting
  - Data Report Package
  - Backup Documentation
- References

Appendix A: Selection of Metals for Protocol Development

Appendix B: Excerpts from Exhibits B, D, E, and G (U.S. EPA 1985)

Appendix C: Elutriate and Fractionation Methods (Plumb 1981)

Appendix D: Total Acid Digestion Method for Sediment (Rantala and Loring 1975)

Appendix E. $HNO_3/HClO_4$ Digestion Method for Tissue (Tetra Tech 1986a)

Appendix F: APDC/MIBK Extraction Method For Salt Water (Greenberg et al. 1985)

Appendix G: DFAA Instrumental and Spectrophotometric Methods (U.S. EPA 1979a)

7 RECOMMENDED GUIDELINES FOR CONDUCTING LABORATORY BIOASSAYS ON PUGET SOUND SEDIMENTS
- Introduction
- Bioassay Selection
- Field Collection of Subtidal Surficial Sediments
  - Design of Sampler
  - Penetration Depth
  - Operation of Sampler
  - Sample Acceptability Criteria
  - Sample Collection
  - Sample Homogenization
  - Concurrent Collection of Sediment Chemistry and Bioassay Sample
  - Replication of Bioassays
- General Quality Assurance/Quality Control Guidelines
  - Negative Controls
  - Positive Controls
  - Test Organisms
  - Reference Test Samples
  - Sediment Holding Time
  - Blind Testing
  - Maintenance/Measurement of Water Quality
  - Equipment Cleaning Procedures
  - Standard Laboratory Procedures
- Puget Sound Reference Areas
  - Sediment Chemistry
  - Sediment Bioassays
  - General Habitat
- Amphipod Sediment Bioassay
  - Use and Limitations
  - Field Procedures
    - Collection
    - Processing
  - Laboratory Procedures
    - Test Animals
    - Control Sediment
    - Test and Reference Area Sediment
    - Bioassay Seawater
    - Facilities and Equipment
    - Bioassay Procedure
    - Experimental Design
  - Data Reporting Requirements
- Bivalve Larvae Sediment Bioassay
  - Use and Limitations

- Field Procedures
- Laboratory Procedures
  - Bioassay Species
  - Bioassay Sediment
  - Bioassay Seawater
  - Facilities and Equipment
  - Bioassay Procedure
  - Controls
  - Reference Area Sediment
- Data Reporting Requirements

Anaphase Aberration Sediment Bioassay
- Use and Limitations
- Field Procedures
- Laboratory Procedures
  - Cell Cultures
  - Sediment Extraction
  - Culture Conditions
  - Bioassay Seawater
  - Bioassay Procedure
  - Controls
- Data Reporting Requirements

Microtox Sediment Bioassay - Organic Extract
- Use and Limitations
- Field Procedures
- Laboratory Procedures
  - Facilities and Equipment
  - Sediment Extraction
  - Bioassay Procedure
  - Controls
- Data Reporting Requirements

Microtox Sediment Bioassay - Saline Extract
- Use and Limitations
- Field Procedures
- Laboratory Procedures
  - Preparation of Sediment Extraction
  - Bioassay Procedure
  - Controls
- Data Reporting Requirements

Juvenile Polychaete Sediment Bioassay
- Overview
- Introduction
  - Species Sensitivity

Ecological Importance
Use and Limitations
Field Procedures
Laboratory Procedures
Test Animals
Control and Reference Sediments
Test Sediments
Bioassay Seawater
Bioassay Procedure
Experimental Design
Data Reporting Requirements
References

8 RECOMMENDED GUIDELINES FOR SAMPLING SOFT-BOTTOM DEMERSAL FISHES BY BEACH SEINE AND TRAWL IN PUGET SOUND

- Introduction
- Use and Limitations
  - Examples of Recent Studies of Demersal Fishes
- Study Design Considerations
  - Project Objectives
  - Sampling Schedule
  - Habitat Coverage
  - Replication
- Recommended Equipment
  - Standard Equipment
    - 37-m Beach Seine
    - 7.6-m Otter Trawl
    - 400-mesh Easter Otter Trawl
  - Alternate Equipment
    - 9-m Beach Seine
    - 3-m Beam Trawl
- Field Procedures
  - General Guidelines for Use of the Recommended Equipment
  - Deployment and Retrieval
    - Beach Seines
    - Trawls
  - Catch Processing
  - Field Records
- Laboratory Procedures
  - Laboratory Methods
  - Laboratory Records
- Quality Assurance/Quality Control
  - Quality Assurance/Quality Control in the Field
  - Quality Assurance/Quality Control in the Laboratory
- Data Reporting Requirements
- References

9 RECOMMENDED GUIDELINES FOR SAMPLING MARINE MAMMAL TISSUE FOR CHEMICAL ANALYSES IN PUGET SOUND AND ADJACENT WATERS
- Introduction
- Background Information
  - Rationale for Marine Mammal Tissue Studies
  - Sources of Information
  - Legal Issues Related to Collection of Marine
- Mammal Tissues
  - Objectives for Marine Mammal Contamination Studies
  - Need for Natural History Information
  - Marine Mammals in Puget Sound and Adjacent Waters
    - Harbor Seal *(Phoca vitulina richardsi)*
    - California Sea Lion *(Zalophus californianus)*
    - Northern Sea Lion *(Eumetopias jubatus)*
    - Harbor Porpoise *(Phocoena phocoena)*
    - Dall's Porpoise *(Phocoenoides dalli)*
    - Gray Whale *(Eschrichtius robustus)*
    - Killer Whale *(Orcinus orca)*
    - Minke Whale *(Balaenoptera acutorostrata)*
  - Studies of Chemical Contamination in Puget Sound Marine Mammals
  - Effects of Chemical Contaminants on Marine Mammals
  - Factors Affecting Contaminant Concentrations in Marine Mammals
    - Animal-Specific Characteristics
    - Sampling and Analysis Methods
  - Priorities for Sample Collection and Analysis
    - Species
    - Tissues
    - Age and Sex
    - Location
  - Priority Contaminants in Marine Mammals
    - Chlorinated Pesticides and PCBs
    - Dioxins and Furans
    - Metals and Trace Elements
    - Petroleum Hydrocarbons and Metabolites
    - Radionuclides
    - Other Contaminants
- Recommended Tissue Collection Procedures
  - Carcass Condition
  - Sample Containers
  - Sampling Equipment
  - Sample Collection
    - General Specifications

- Procedural Steps in Sample Collection From Dead Specimens
- Sampling Recommendations for Live Animals
- Sample Storage
- Labeling
- Shipping Procedures

Collection of Supporting Data

- Essential Information
  - Date and Time
  - Species
  - Sampling Location
  - Condition of Carcass
  - Standard Length
  - Sex
  - Blubber Thickness
- Other Useful Information
  - Photographs
  - Axillary Girth
  - Weight
  - Fluke Width and Other Measurements for Cetaceans
  - Gross Abnormalities, Injuries, Lesions, and Parasites
  - Histology
  - Reproductive Condition
  - Stomach Contents
  - Sample Collection for Aging
  - Information on Age of Neonates
  - Cause of Death
- Ancillary Data
  - Microbiology
  - Examination for Natural Toxins
  - Genetic Studies

QA/QC Activities

Data Reporting

References

10 RECOMMENDED PROTOCOLS FOR FISH PATHOLOGY STUDIES IN PUGET SOUND
- Review of Historical Data
  - Hepatocarcinogenesis Models for Fishes
  - Laboratory Studies
  - Field Studies
- Recommended Protocols for Field Studies in Puget Sound
  - Study Design
    - Species Selection
    - Age Limits
    - Sample Size
    - Sampling Season
    - Station Location
  - Field Sampling Procedures
    - Fish Acquisition
    - Holding Time and Conditions
    - Labeling and Coding
    - Liver Subsampling
    - Tissue Fixation
    - Ancillary Data
  - Laboratory Procedures
    - Tissue Processing
    - Histopathological Evaluations
    - Quality Assurance/Quality Control
  - Data Analysis
    - Age and Sex Effects
    - Growth and Condition
    - Comparisons Among Stations
    - Relationships with Ancillary Variables
- References

11 RECOMMENDED PROTOCOLS FOR SAMPLING AND ANALYZING SUBTIDAL BENTHIC MACROINVERTEBRATE ASSEMBLAGES IN PUGET SOUND

- Introduction
- Study Design Considerations
  - Kind of Sampler
  - Area of Sampler
  - Sample Replication
  - Sieve Mesh Size
  - Sieving Location
  - Use of Relaxants
  - Use of Stains
  - Level of Taxonomy
  - Sampling Season
- Protocols for Sampling and Analysis
  - Field Procedures
    - Pre-collection Preparation
    - Collection
    - Processing
  - Laboratory Procedures
    - Equipment and Testing
    - Preservative Preparation
    - Analytical Procedures
  - QA/QC Procedures
    - Calibration and Preventive Maintenance
    - Quality Control Checks
    - Corrective Action
  - Data Quality and Reporting Requirements
- References

12 RECOMMENDED GUIDELINES FOR MEASURING CONVENTIONAL MARINE WATER-COLUMN VARIABLES IN PUGET SOUND
- Introduction
- Collection and Analysis of Water-Column Samples
  - Water Bottles
  - *In Situ* Instrumentation
  - Shipboard Laboratory Analyses
- Measurement of Specific Variables
  - pH
    - Field Procedures
    - Laboratory Procedures
  - Salinity
    - Field Procedures
    - Laboratory Procedures
  - Temperature
    - Field Procedures
    - Laboratory Procedures
  - Transparency
  - Turbidity
    - Field Procedures
    - Laboratory Procedures
  - Total Suspended Solids
    - Field Procedures
    - Laboratory Procedures
  - Dissolved Oxygen (Modified Winkler Method)
    - Field Procedures
    - Laboratory Procedures
  - Dissolved Oxygen (Probe Method)
    - Field Procedures
    - Laboratory Procedures
  - Nitrogen (Ammonia)
    - Field Procedures
    - Laboratory Procedures
  - Nitrogen (Nitrite)
    - Field Procedures
    - Laboratory Procedures
  - Nitrogen (Nitrate)
    - Field Procedures
    - Laboratory Procedures
  - Phosphate
    - Field Procedures
    - Laboratory Procedures

Silicate
Field Procedures
Laboratory Procedures
Chlorophyll-*a*
Field Procedures
Laboratory Procedures
Total and Fecal Coliform Bacteria
References

13 RECOMMENDED PROTOCOLS FOR MEASURING CONVENTIONAL WATER QUALITY VARIABLES AND METALS IN FRESH WATER OF THE PUGET SOUND REGION

- Introduction
- General Considerations for Sampling and Analyzing Conventional Variables
  - Types of Sampling
  - Recommendations for Manual Grab Sampling
    - Sampling Locations
    - Sample Collection
    - Sample Heading
    - Sample Size
  - Analytical Methods and Detection Limits
  - Quality Assurance/Quality Control Guidelines
    - Definitions
    - Criteria for Acceptance of QA/QC Results and Corrective Actions
  - Data Reporting Requirements
  - Cleaning Methods
- Recommended Methods for Measuring Flow
  - Use and Limitations
  - Field Procedures
    - Site Selection Criteria
    - Streamflow Measurement Using a Current Meter
    - Streamflow Measurement Using a Staff Gauging Station
  - QA/QC Procedures
  - Data Reporting Requirements
- Recommended Methods for Measuring Temperature
  - Use and Limitations
  - Field Procedures
  - Laboratory Procedures
  - QA/QC Procedures
  - Data Reporting Requirements
- Recommended Methods for Measuring Conductivity
  - Use and Limitations
  - Field Procedures
  - Laboratory Procedures
  - QA/QC Procedures
  - Data Reporting Requirements
- Recommended Methods for Measuring Dissolved Oxygen
  - Use and Limitations
  - Field Procedures
    - Azide-Modified Winkler Method
    - Membrane Electrode Method

- Laboratory Procedures
  - Azide-Modified Winkler Method
  - Membrane Electrode Method
- QA/QC Procedures
- Data Reporting Requirements

Recommended Methods for Measuring pH
- Use and Limitations
- Field Procedures
- QA/QC Procedures
- Data Reporting Requirements

Recommended Methods for Measuring Alkalinity
- Use and Limitations
- Field Procedures
- Laboratory Procedures
- QA/QC Procedures
- Data Reporting Requirements

Recommended Methods for Measuring Total Hardness
- Use and Limitations
- Field Procedures
- Laboratory Procedures
- QA/QC Procedures
- Data Reporting Requirements

Recommended Methods for Measuring Total Suspended Solids
- Use and Limitations
- Field Procedures
- Laboratory Procedures
- QA/QC Procedures
- Data Reporting Requirements

Recommended Methods for Measuring Turbidity
- Use and Limitations
- Field Procedures
- Laboratory Procedures
- QA/QC Procedures
- Data Reporting Requirements

Recommended Methods for Measuring Ammonia-Nitrogen
- Use and Limitations
- Field Procedures
- Laboratory Procedures
- QA/QC Procedures
- Data Reporting Requirements

Recommended Methods for Measuring Nitrite + Nitrate-Nitrogen
- Use and Limitations
- Field Procedures

Laboratory Procedures
QA/QC Procedures
Data Reporting Requirements
Recommended Methods for Measuring Total Phosphorus
Use and Limitations
Field Procedures
Laboratory Procedures
QA/QC Procedures
Data Reporting Requirements
Recommended Methods for Measuring Orthophosphate-Phosphorus
Use and Limitations
Field Procedures
Laboratory Procedures
QA/QC Procedures
Data Reporting Requirements
Recommended Methods for Measuring Fecal Coliform Bacteria
Use and Limitations
Field Procedures
Laboratory Procedures
QA/QC Procedures
Data Reporting Requirements
Recommended Methods for Measuring Metals
Introduction
Use and Limitations
Sample Containers
Sampling Equipment
Cleaning Methods
Field Procedures
Laboratory Procedures
QA/QC Procedures
Data Reporting Requirements
References
Appendix A: A Chelate-Coprecipitation Method
Appendix B: A Volatilization Method by Hydride Generation

14 RECOMMENDED PROTOCOLS FOR MICROBIOLOGICAL STUDIES IN PUGET SOUND

Introduction

Microbiological Measurements Currently Made in Puget Sound

Recommendations for Future Studies

Bacterial Indicators

Primary Pathogens

Special Sampling Considerations

Water Column

Sediments

Tissue

Uses and Limitations of Recommended Bacterial Indicators

Fecal Coliform Bacterial and Fecal Coliform Bacteria/*E. coli*

Enterococci

Clostridium Perfringens

Laboratory Procedures for Recommended Bacterial Indicators

Quality Assurance/Quality Control (QA/QC)

References

San Francisco Estuary Institute. 1994. ***Quality Assurance Project Plan for the Regional Monitoring Program for Toxic Contaminants in the San Francisco Estuary.*** **San Francisco Estuary Institute, Richmond, CA. pp. 57.**

Media in which methods can be used: ☑ **Water** ☑ **Sediment** ☐ **Biota**

Keywords: **Water quality, sediment quality, sampling, QA/QC, organics, inorganics, metals, bioaccumulation, toxicity/bioassay, salinity, nutrients, chlorophyll, temperature, pH, dissolved oxygen, total organic carbon, pesticides, PAHs, PCBs, organotins, population/community**

Abstract

A regional monitoring program for toxic contaminants in the San Francisco Estuary has been established by the San Francisco Bay Regional Water Quality Control Board. The objectives are to obtain data describing trace concentrations of toxic elements and organics within the estuary, to determine seasonal and annual trends in water quality, and to develop a database to determine long-term trends in concentrations of toxic contaminants in water and sediments.

This quality assurance project plan details the methods for the collection and analysis of water, sediment, and biological samples, including the collection and deployment of uncontaminated bivalves used for bioaccumulation studies, sampling equipment, transport of samples to analytical laboratories, sample holding times, preservation of samples until analyzed, analytical equipment, analysis of samples, storage of archived samples, and proper disposal of samples after analysis.

Data quality objectives, including, precision, accuracy, completeness, detection limits, frequency of quality control sampling, acceptance criteria, and corrective actions are summarized for water, sediment, and tissue analyses.

Analytical procedures are summarized with reference to peer-reviewed publications. An extensive list of references detailing these trace analytical methods for metals and organics is provided.
[extracted from document]

Contact: (510) 231-9539

TABLE OF CONTENTS

1 GENERAL PROJECT INFORMATION

2 PROJECT OBJECTIVES AND DATA USAGE
- Overall Project Objectives
- Project Data Usage

3 SCHEDULE OF TASKS AND PRODUCTS

4 PROJECT ORGANIZATION AND RESPONSIBILITY

5 DATA QUALITY OBJECTIVES
- Precision
- Accuracy and Completeness
- Detection Limits
- Representativeness and Comparability of Data

6 SITE SELECTION AND IDENTIFICATION
- Criteria for Selection and Location of Sampling Sites
- Site Identification
- Site Codes

7 FIELD LOGISTICS AND SAMPLING PROCEDURES
- Cruise Plans, Vessels, and Schedules
  - Cruise Plans
  - Cruise Vessels
  - Cruise Schedules
- Field Sampling Procedures
  - Water Sampling
    - Equipment and Procedures - Organics
    - Equipment and Procedures - Trace Elements
    - Equipment and Procedures - Aquatic Toxicity
    - Equipment and Procedures - Ancillary
  - Sediment Sampling
    - Equipment
    - Procedures
  - Bioaccumulation in Bivalve Tissues
    - Collection
    - Installation of Moorings and Deployment of Bivalves
    - Mooring Examination and Maintenance
    - Retrieval

Benthic Infauna Sampling
Equipment and Procedures
Field Records Procedures
Immediate Sample Handling

8 SAMPLE CUSTODY AND STORAGE
Field Custody Procedures
Interim Sample Storage and Transfer
Water Samples
Sediment Samples
Bivalve Samples
Ancillary Samples and Electronic Data
Sample Custody and Storage at Each Laboratory

9 ANALYTICAL PROCEDURES
Trace Elements
Organic
Ancillary Measurements in Water and Sediment
Aquatic and Sediment Toxicity
Benthic Infauna
Condition Index

10 CALIBRATION PROCEDURES AND PREVENTATIVE MAINTENANCE

11 DATA DOCUMENTATION, REDUCTION, VALIDATION, AND REPORTING

12 SYSTEM AUDITS

13 QA REPORTS TO PROGRAM MANAGER

14 LITERATURE CITED

15 DATA QUALITY OBJECTIVES TABLES

San Francisco Estuary Project. 1991. ***Quality Assurance in Environmental Analysis Applied to the San Francisco Estuary.*** **Prepared by the Aquatic Habitat Institute for the San Francisco Estuary Project, Oakland, CA. pp. 72.**

Media in which methods can be used: ☑ **Water** ☑ **Sediment** ☑ **Biota**

Keywords: **Water quality, sediment quality, biological characterization, QA/QC, sampling, data management**

Abstract

This report provides an overview of the key concepts of quality assurance (QA) as well as background material and definitions required for an effective discussion of QA. The report also discusses historical problems associated with environmental chemical analysis of elemental and organic contaminants, and highlights the fact that such problems arise as much from rapid advances in analytical methodology as from inadequate QA.

The report presents an outline QA program that might be applied to environmental analysis or monitoring of the San Francisco Estuary and which may be applied to other estuaries. The report does not provide a single or specific approach to quality assurance. But in view of the requirements to meet a variety of data quality objectives, the report provides a reasonably comprehensive listing of the elements of quality assurance as a part of a coherent, estuary-wide monitoring program and as it would apply to collecting, processing, and analyzing samples.

The report includes summaries of QA programs currently applied in the San Francisco Estuary for a number of contaminants of concern. The appendix contains information on existing QA programs employed in monitoring programs across the U.S., including contact names, addresses, and telephone numbers of personnel in charge of or involved in each QA program.
[extracted from document]

Contact: (510) 231-9539

TABLE OF CONTENTS

1 EXECUTIVE SUMMARY

2 PREFACE

3 INTRODUCTION
- Data Quality Objectives
- Quality Assurance Defined
- Precision and Accuracy
- Background
- Contaminants of Concern

4 HISTORIC AND CURRENT PROBLEMS IN QUALITY ASSURANCE
- Introduction
- Pollutant Identification
- Analyte Detectability
- Analyte Quantification
- Sample Contamination
- Data Verification and Validation
- Personnel
- Summary

5 QUALITY ASSURANCE PROGRAMS
- Introduction
- Quality Assurance Applied to the San Francisco Estuary
  - Sample Acquisition
  - Laboratory Intercalibration
  - Documentation
  - Data Management

6 EXISTING QA PROGRAMS IN THE SAN FRANCISCO ESTUARY
- Review of Existing Programs
  - Local Quality Assurance Programs
  - QA Procedures in Regional and National Programs
- Summary

7 CONCLUSIONS AND RECOMMENDATIONS

8 REFERENCES

APPENDIX

State of Maine Department of Environmental Protection. 1987. *Methods for Biological Sampling and Analysis of Maine's Waters.* State of Maine Department of Environmental Protection, Augusta, ME. pp. 19.

Media in which methods can be used: ☐ **Water** ☐ **Sediment** ☑ **Biota**

Keywords: **Biological characterization, sampling, population/community, data analysis**

Abstract

The biological classification of Maine's inland waters was authorized by the Maine State Legislature with the passage of M.R.S.A. 39 Public Law Chapter 698 - The Classification System for Maine Waters (April, 1986). This law states that it is the State's objective "to restore and maintain the chemical, physical and biological integrity" of its waters, and establishes a water quality classification system to enable the State to manage its waters so as to protect their quality. The classification system further establishes minimum standards for each class, which are based on designated use, and related characteristics of those uses, for each class of water.

The Department of Environmental Protection, has collected a large, standardized database consisting of benthic macroinvertebrate samples from above and below all significant licensed discharges in the State, as well as from some relatively unperturbed areas. These sampling locations were chosen to represent the range of water quality conditions in the State. This information is necessary in order to develop criteria (numerical and character-related) which are specific to the natural biotic community potential of the State of Maine.

The sampling locations were also selected to provide information on the presumed worst case condition of all river and stream reaches known to be significantly affected by human activity, in order to assign classifications to those reaches. Thus, the benthic macroinvertebrate data collected to date are intended to serve two purposes:

- generation of qualitative and quantitative biological classification criteria specific to the sampling protocol adopted by the Department
- assignment of reach by reach attainment of biological class, using the presumed worst case location within the reach, and based upon protocol and criteria developed through analysis of the entire data set

This manual sets forth the standardized practices and procedures which will be used by the Department to acquire data to fulfill these two purposes.
[extracted from document]

Contact: (207) 289-3901

TABLE OF CONTENTS

1 CLASSIFICATION ATTAINMENT EVALUATION

2 GENERAL METHODS
- Classification Attainment Evaluation
- Qualifications of Sampling Personnel
- Apparatus, Equipment, Supplies, Instruments
- Sampling Season
- Sample Size
- Site Selection Criteria
- Site Evaluation
- Sampler Exposure Period, Placement, and Retrieval

3 LABORATORY METHODS
- Qualifications of Laboratory Personnel
- Sample Preservation
- Sample Labeling
- Subsampling
- Sample Taxonomy

4 TESTS AND MEASURES OF COMMUNITY STRUCTURE AND FUNCTION
- Calculation of Tests and Measure of Community Structure and Function

APPENDIX A: FIELD DATA SHEET

APPENDIX B: INSTRUCTION FOR MACROINVERTEBRATE SORTERS

APPENDIX C: TAXONOMIC KEYS

APPENDIX D: AQUATIC LIFE STANDARDS FOR THE STATE OF MAINE

APPENDIX E: APPLICABLE MEASURES OF COMMUNITY STRUCTURE AND FUNCTION

APPENDIX F: ALGORITHMS FOR INDICES AND MEASURES OF COMMUNITY STRUCTURE

Texas Parks and Wildlife Department. 1989. *Commercial Harvest Field Operations Manual.* Texas Parks and Wildlife Department, Fisheries and Wildlife Division, Coastal Fisheries Branch, Austin, TX.

Media in which methods can be used: ☐ **Water** ☐ **Sediment** ☑ **Biota**

Keywords: **Biological characterization, sampling, data management, population/community**

Abstract

The Texas Parks and Wildlife Department (TPWD) and the National Marine Fisheries Service (NMFS) are responsible for gathering information on the commercial landings of seafood in Texas. The Texas code requires that all licensed seafood dealers report all seafood purchases on a monthly basis either to TPWD or NMFS. This manual specifies the data collection procedures and the duties of the TPWD agents in compiling and maintaining accurate marine landings data.

Instructions for completing the monthly reports, example forms and with data codes, and lists of licensed dealers and species codes are included.
[compiled after review]

Contact: (512) 389-4800

TABLE OF CONTENTS

1 OBJECTIVES

2 DESIGN

3 DATA COLLECTION

4 MONTHLY MARINE PRODUCTS REPORT

5 DUTIES OF TPWD STATISTICAL AGENT

6 HOW THE MMPR IS COMPLETED BY SEAFOOD DEALERS

7 HOW THE MMPRFS IS COMPLETED BY TPWD STATISTICAL AGENT

8 PROCEDURE FOR PROCESSING MMPRFS

APPENDIX A: TPWD/NMFS COOPERATIVE COMMERCIAL STATISTICS AGREEMENT

APPENDIX B: TEXAS LANDINGS DEFINITION AND FORMAT

APPENDIX C: CONVERSION FACTORS FOR FINFISH AND SHELLFISH

APPENDIX D: PROCEDURES FOR PROCESSING COMMERCIAL LANDING DATA THROUGH AUSTIN STAFF

- Submission of MMPRFS
- Processing MMPRFS Verification Listings
- Processing Preliminary Texas Landings Printout
- Processing NMFS Field Sheet Verification Listings
- Processing Final Texas Landing Printouts
- Data Sort by Fiscal Year (FY)
- Data Sort by Water Area Within County
- Data Sort by County

LITERATURE CITED

Texas Parks and Wildlife Department. 1993. ***Marine Resource Monitoring Operations Manual.*** **Texas Parks and Wildlife Department, Fisheries and Wildlife Division, Coastal Fisheries Branch, Austin, TX.**

Media in which methods can be used: ☐ **Water** ☐ **Sediment** ☑ **Biota**

Keywords: **Biological characterization, sampling, data management, QA/QC, population/ community**

Abstract

This manual is designed for use by Texas Parks and Wildlife personnel who are responsible for and who participate in finfish and shellfish monitoring programs. Specific operating procedures for bag seines, trawls, oyster dredges, beach seines, and gill nets are presented. The goals of the monitoring program are to provide statistically reliable long-term trend information on relative abundance, catch-per-effort, size, and species composition of both finfish and shellfish.

Procedures for sample site selection, sampling, tag and release studies, and data entry are described in detail. Further data analysis and management procedures for editing and computer entry of field sampling data are also included.

This manual is updated annually and contains procedures for special studies not included in the annual resource monitoring programs. Special studies included in this edition include fish kill assessments, a bottom longline study, and a specific area study to determine the presence and abundance of biota within the Rio Grande River.
[compiled after review]

Contact: (512) 389-4800

TABLE OF CONTENTS

1 INTRODUCTION

2 GEAR DESCRIPTION
- Gill Net
- Bag Seine
- Beach Seine
- Trawl
- Oyster Dredge

3 SAMPLE AREA AND FREQUENCIES
- Definitions
- Sample Area and Gear Used
- Sample Periods and No. Samples/Period by Gear

4 SAMPLE SITE IDENTIFICATION AND SELECTION
- Definitions
- Gill Net, Bay and Beach Bag Seine, and Beach Seine Sample Site Selection
- Trawl Sample Site Selection
- Oyster Sample Site Selection

5 SAMPLE PROCEDURES
- General Instructions
- Gill Net
- Bay Bag Seine
- Beach Bag Seine
- Beach Seine
- Trawl
- Oyster Dredge
- Tagging Fish

6 DATA RECORDING
- General Duties
- Definitions

7 HOW TO COMPLETE MARINE RESOURCE HARVEST INVESTIGATION METEOROLOGICAL AND HYDROLOGICAL DATA SHEET

8 HOW TO COMPLETE MARINE RESOURCE MONITORING DATA SHEET

9 HOW TO COMPLETE SAMPLE SUMMARY SHEET

10 HOW TO COMPLETE MONTHLY TAGGING AND RETURN DATA SHEET

11 HOW TO COMPLETE FISH TAG INFORMATION SHEET

12 DUTIES OF TAG PROCESSOR
- Duties
- Duties if Additional Information Needed
- Duties for "0" Code Data

13 DATA SHEET SUBMISSION AND EDITING
- Duties of Coastal Fisheries Personnel

14 STOCKING
- Objectives
- Gear Description
- Stocking Area
- Stocking Frequency
- Stocking Site Identification
- Stocking Procedures
- Data Recording
- Data Disposition

15 COMPUTER CODING PROCEDURE -- DATA SUBMISSION
- General Overview
- Data Submission Frequency
- Submission Procedure
- How to Fill Out Data Transmittal Sheet

16 COASTAL FISHERIES MASTER FILE -- DATA EDITING PROCEDURES
- Purpose
- Overview
- Edit Processing Requests
- Rejections of Records or Processing Requests in Computer Edit Listings
- How to Edit Key Fields
- How to Edit Non-Key Fields
- How to Delete Records

17 COASTAL FISHERIES MASTER FILE -- COMPUTER PROGRAMMED DATA FIELD CHECKS
- Overview
- Checks Made on All Record Types
- Checks Performed Only on Hydro Records
- Checks Performed Only on Resource and Harvest Records

Checks Performed Only on Resource Records

18 DOCUMENT SPECIFICATIONS

19 SPECIAL STUDIES

- Special Study 7 -- Extra Tagging
- Special Study 22 -- Summary of Returned Fish Tags
- Special Study 33 -- Fish Kill Assessment
  - Objective
  - Sample Area
  - Sample Period
  - Sample Frequency
  - Sample Site Identification
  - Fish Kill Sample Selection
  - Fish Kill Sample Procedures
  - Data Recording
  - Data Disposition
- Special Study 51 -- Gulf Red Drum Bottom Longline
  - Objective
  - Study Area
  - Study Period
  - Study Frequency
  - Gear Description
  - Study Procedures
  - Data Recording
- Special Study 62 -- Rio Grande River Study
  - Objective
  - Study Area
  - Study Period and Frequency
  - Gear Description
  - Study Procedures
  - Data Recording
  - Data Disposition

Texas Parks and Wildlife Department. 1993. *Marine Sport Harvest Monitoring Operations Manual.* Texas Parks and Wildlife Department, Fisheries and Wildlife Division, Coastal Fisheries Branch, Austin, TX.

Media in which methods can be used: ☐ **Water** ☐ **Sediment** ☑ **Biota**

Keywords: **Biological characterization, sampling, data management**

Abstract

This manual is prepared by the Texas Parks and Wildlife Department as a procedures manual for Department personnel for the routine monitoring of marine resource landings within the bay systems and along the Gulf of Mexico. Estimates of total catch, catch per unit effort, and size composition by species are tabulated from launch site and catch inspections, and interviews with private-boat and party-boat sport fishermen. This monitoring effort is designed to assist ecosystem and fishery managers in effectively regulating harvests.

Specific and detailed procedures are presented on topics such as sport fisherman interviews, boat access site inspections and data submission and editing. Examples of field monitoring documents and instructions on how they are to be completed are included.

This manual is updated annually.
[compiled after review]

Contact: (512) 389-4800

TABLE OF CONTENTS

1 INTRODUCTION
- Objective
- Design
- Publication and Distribution

2 CURRENT SAMPLING DESIGN -- BOAT ACCESS SITES HIGH 93 - LOW 94
- Survey Areas
- Seasons and Day Types
- Number of Surveys
- Site Identification
  - How to Record Boat Access Site Changes
- Interview Site Sampling
  - Proportional Random Sampling
  - Special Scheduling Considerations
- Interviewing Procedures
- Duties of Interviewer
  - How to Complete Marine Harvest Data Sheet
  - Using Arrows to Complete Marine Harvest Data Sheet
  - How to Complete Marine Resource/Harvest Investigation Meteorological-Hydrological Data Sheet
  - How to Complete Creel Sample Summary Sheet
  - Double Surveying an Access Site
- Roving Counts
- Duties of Roving Counter
  - How to Complete Marine Harvest Investigation Roving Count Data Sheet

3 DATA SUBMISSION AND EDITING
- Duties of Coastal Fisheries Personnel
- Data Submission
  - General Overview
  - Data Submission Frequency
  - Submission Procedures
  - How to Fill Out Data Transmittal Document
- Computer Edit Listings
  - Purpose
  - Overview
  - Example of Hydro Data
  - Example of Harvest Monitoring Data
  - Example of Roving Count Data
- Computer Programmed Data Field Checks

Overview
Checks Performed on All Record Types
Checks Performed on Hydro Records
Checks Performed on Harvest Records
Checks Performed on Rove Records
Data Editing Procedures
Overview
Edit Transaction Requests
Rejections of Records or Transaction Requests in Computer Edit Listings
How to Edit Key Fields
How to Edit Non-Key Fields
How to Delete Records
How to Handle an Add Request Rejection
How to Handle a Delete or Change Request Rejection

4 DOCUMENT SPECIFICATION
Bay System Descriptions
Major and Minor Bay Codes
Day and Season Codes
Strata Codes
Activity Codes
Harvest Gear Codes
Harvest Bait Codes
Trailer Location Codes
Boat-Access Codes
County Codes
State and Country Codes
Species Codes

5 SOURCE DOCUMENTS
Marine Harvest Data Sheet
Marine Resource/Harvest Investigation Meteorological-Hydrological Data Sheet
Creel Sample Summary Sheet
Marine Harvest Investigation Roving Count Data Sheet
Nomograph -- Weekday
Nomograph -- Weekend
Data Processing Division -- Data Transmittal Sheet
Fish Tag Information Sheet

6 HISTORY OF PROCEDURES -- ORIGINAL DESIGN

7 HISTORY OF PROCEDURES -- CURRENT DESIGN

Texas Water Commission. 1993. *Water Quality Monitoring Procedures Manual.* Water Quality Monitoring Team, Texas Water Commission, Austin, TX. pp. 262. Draft.

Media in which methods can be used: ☑ **Water** ☑ **Sediment** ☑ **Biota**

Keywords: **Water quality, sediment quality, biological characterization, QA/QC, sampling, pH, dissolved oxygen, depth, temperature, flow, salinity, turbidity, metals, organics, population/community, pathogenic organisms, data management**

Abstract

This document provides a single source of information describing procedures used by Texas Water Commission personnel in the collection of surface water quality data. Procedures include sampling instrument calibration and maintenance, field sampling of physical parameters, fecal coliform, benthic biota, plankton, nekton and macrophytes, and the collection of water samples for analysis of metals and organics.

This manual also documents the quality assurance procedures used to demonstrate that surface water quality data collected and analyzed by Texas Water Commission personnel are of known and adequate quality. Data management procedures are also outlined and sample data forms are included. Appendices include examples of field and laboratory data forms, and parameter codes for data reporting.

This manual is updated annually by the Texas Water Commission.
[extracted from document]

Contact: (512) 239-1000

TABLE OF CONTENTS

1 QUALITY ASSURANCE
- Quality Assurance Objective
- Quality Assurance of Data and Sample Collection Methods
- Annual Water Quality Monitoring Workshop
- Quality Assurance of Laboratory Analysis
- Quality Assurance of Field Sampling Methods/Split Samples
- Quality Assurance of Data Storage

2 MULTI-PARAMETER INSTRUMENT CALIBRATION AND MAINTENANCE
- Dissolved Oxygen Sensor
- pH Sensor
- Conductivity Sensor
- Depth and Temperature Sensor
- Post Calibration
- General Maintenance
- Water Quality Monitoring Instrument Calibration Notebook

3 FIELD MEASUREMENTS AND SAMPLE COLLECTION
- Sample Site and Time Criteria
- Field Data Notebook
- Field Observations
- Flow
  - Flow (cfs)
  - Flow Estimate
  - Flow Severity
- Field Measurements
  - Water Temperature
  - pH
  - Dissolved Oxygen
  - Specific Conductance
  - Secchi Disc Transparency
  - Salinity
  - Significant Precipitation
- Fecal Coliform Bacteria

4 ANALYSIS OF FECAL COLIFORM SAMPLES

5 WATER SAMPLE COLLECTION
- Routine Water Chemistry Sample
- Metals-in-Water Sample-Inline Filter Method
- Metals-in-Water Sample-Field/Laboratory Filtration Method

Organics-in-Water Sample
Routine Water Supply Sample
Reservoir Bottom-Water Sample

6 SEDIMENT SAMPLE

7 BIOLOGICAL SAMPLE
Biological Data Reporting Procedures
Freshwater Benthic Macroinvertebrate Sample
Plankton Sample
Nekton Sample
Macrophyte Sample

8 TISSUE SAMPLE

9 SHELF LIFE OF REAGENTS AND STANDARDS

10 SAMPLE PRESERVATION AND STORAGE

11 DATA MANAGEMENT PROCEDURES
Submission of Water Quality Data
Types of Forms
The Water Quality Request for Analysis (RFA) Form
Submitting Data Using the Field Data Entry System (FDE)
Governing Inventories of SMN Data File
Station Inventory
Instructions for Submitting Station Locations
Parameter Code Inventory
Report Capabilities of the Surface Water Quality Monitoring
Raw Data Report
Selective Data Report
Station Inventory Report
Parameter Code Inventroy Report

APPENDIX A: FISH KILL INVESTIGATION GUIDELINES

APPENDIX B: TEXAS COUNTY CODES AND TEXAS PARKS AND WILDLIFE DEPARTMENT REGIONS

APPENDIX C: FISH KILL POLLUTION SOURCE CODES

APPENDIX D: EPA SPECIES NUMERIC CODE (FOR PARAMETER 74990)

APPENDIX E: EPA ANATOMICAL NUMERIC CODE (FOR PARAMETER 74995)

APPENDIX F: PARAMETER CODES FOR DESCRIBING BIOLOGICAL SAMPLING EFFORT AND HABITAT

APPENDIX G: EXAMPLES OF FIELD AND LABORATORY DATA FORMS

APPENDIX H: LITERATURE CITED

APPENDIX I: DATA AND ANALYTICAL REPORTS FOR THE WATER QUALITY MONITORING DATA BASE

APPENDIX J: OXYGEN CONTENT OF AIR-SATURATED FRESHWATER

APPENDIX K: HYDROLAB CALIBRATION LOG. SELECTED TABLES AND INSTRUCTIONS

APPENDIX L: PERFORMANCE SPECIFICATIONS FOR HYDROLAB INSTRUMENTS

APPENDIX M: PARAMETER CODE VALUE WARING LIMITS

APPENDIX N: SUMMARY OF SIGNIFICANT FIGURES FOR REPORTING FIELD PARAMETERS

APPENDIX O: SUBMITTING STATION LOCATION INFORMATION

APPENDIX P: SURFACE WATER MONITORING PROGRAM EQUIPMENT LIST

APPENDIX Q: FORMAT FOR REPORTING SPECIAL STUDY INVESTIGATIONS

APPENDIX R: TEXAS TISSUE SAMPLING GUIDELINES

USACE. 1991. ***Assessing Bioaccumulation in Aquatic Organisms Exposed to Contaminated Sediments.*** **Prepared by J. Clarke and V. McFarland, U.S. Army Corps of Engineers, Waterways Experiment Station, Environmental Laboratory, Vicksburg, MS. pp. 82. Miscellaneous Paper D-91-2.**

Media in which methods can be used: ☐ **Water** ☑ **Sediment** ☑ **Biota**

Keywords: **Sediment quality, bioaccumulation, data analysis**

Abstract

The purpose of this paper is to provide a working document for Corps regulators and others involved in the environmental assessment of impacts on the aquatic environment from dredging operations and dredged material placement. Emphasis is placed on explanation of basic concepts concerning, and factors influencing, sediment contaminant bioaccumulation and bioavailability. The paper presents several numerical methods for assessing bioaccumulation, including a simple method for estimating theoretical bioaccumulation potential from sediment chemistry for neutral organic chemicals. Methods are also given for projecting contaminant concentrations in organism tissues when steady state is achieved, based on laboratory or field exposures to contaminated sediments. These assessments are presented in the context of the U.S. Environmental Protection Agency's tiered testing approach for dredged material evaluation. The various numerical methods for bioaccumulation assessment are illustrated and compared using step-by-step example calculations with hypothetical and actual data.
[copied from document]

Contact: (601) 634-2571

TABLE OF CONTENTS

1 INTRODUCTION

2 BASIC CONCEPTS
- Definitions
- Factors Influencing Bioaccumulation
- Kinetics of Uptake and Elimination

3 ASSESSMENT OF BIOACCUMULATION
- Environmental Assessment of Sediments
- The Tiered Testing Approach
- Bioaccumulation Potential (Tier II)
- Bioaccumulation Testing (Tiers III and IV)
- Example Calculations for Each Method of Bioaccumulation Assessment

4 REFERENCES

APPENDIX A: NOTATION

APPENDIX B: SUMMARY OF EQUATIONS

APPENDIX C: SAS PROGRAM STATEMENTS FOR PLOTTING BIOACCUMULATION DATA AND FITTED REGRESSION CURVES

USAEWES. 1989. *Quality Assurance Guidelines for Organic Analysis.* U.S. Army Corps of Engineers, Environmental Laboratory, Waterways Experiment Station, Vicksburg, MS. Technical Report EL-89-18.

Media in which methods can be used: ☑ **Water** ☑ **Sediment** ☐ **Biota**

Keywords: **Water quality, sediment quality, QA/QC, sampling, organics, PAHs, PCBs, pesticides, data analysis/management**

Abstract

The U.S. Army Corps of Engineers has a fundamental responsibility to produce analytical data that are precise and accurate and meet environmental regulations imposed by the Clean Water Act, the Resource Conservation and Recovery Act, the Comprehensive Environmental Response, Compensation and Recovery Act, the Superfund Amendments and Reauthorization Act, the Safe Drinking Water Act, and the Toxic Substances Control Act. Numerous analytical methods for organic analysis are promulgated to provide the same basic information with only slight variations in procedures.

This report was written to provide general quality assurance guidelines for organic analysis with specific quality assurance/quality control requirements for the various methods This report summarized the most commonly used organic analysis procedures and reference sources. The sequence of events involved with sample analysis is presented from sample handling in the field to the final reporting of data. Quality assurance/quality control procedures are recommended for every step in the analytical process. Sampling plans, with respect to numbers of samples, site locations, and sampling procedures are beyond the scope of this report.
[copied from document]

Contact: (601) 634-2571

TABLE OF CONTENTS

1 INTRODUCTION
- Background
- Purpose
- Approach
- Definitions

2 SAMPLE COLLECTION AND HANDLING
- Sample Containers
- Handling and Preservation
- Chain-of-Command
- Sample Receipt at the Laboratory

3 ANALYTICAL METHODS
- The CWA
- The RCRA
- The SDWA
- Contract Laboratory Program
- Corps Projects for Dredged and Fill Material
- Summarized Procedures with QC Recommendations

4 DATA MANAGEMENT, REPORTING, AND EVALUATION
- Data Management
- Data Reporting
- Analysis Evaluation

5 RECOMMENDATIONS

REFERENCES

APPENDIX A METHOD SUMMARIES WITH RECOMMENDED QUALITY ASSURANCE/ QUALITY CONTROL CRITERIA

	METHOD NO.
Purgeable Organics by Gas Chromatograph/Mass Spectrometer	624
Purgeable Organics by GC/MS	8240
Halogenated Volatile Organics by Gas Chromatography	8010
Aromatic Volatile Organics	8020
Base Neutral and Acid Extractable Compounds by GC/MS	625
Semivolatile Organics by Capillary Column GC/MS	8270
Organochlorine Pesticides and Polychlorinated Biphenyls	608
Organochlorine Pesticides and PCBs	8080
Chlorinated Herbicides	8150
Polynuclear Aromatic Hydrocarbons	8100

U.S. EPA. 1978. *Environmental Monitoring Series: Quality Assurance Guidelines for Biological Testing.* U.S. Environmental Protection Agency, Environmental Monitoring and Support Laboratory, Las Vegas, NV. pp. 475. EPA 600/4-78-043. (NTIS: PB78-285369).

Media in which methods can be used: ☑ **Water** ☑ **Sediment** ☑ **Biota**

Keywords: **Water quality, sediment quality, toxicity/bioassays, QA/QC**

Abstract

This guideline document was prepared to address the need for a manual of quality assurance practices aimed specifically at biological testing. These guidelines draw from the good practices published for analytical and clinical laboratories, and incorporate observations made in a number of U.S. EPA laboratories, contractor laboratories, and biological research laboratories in general. As quality assurance aspects of biological testing depend on the particular test systems being used, these guidelines cover the general aspects of quality assurance, and then devote whole, separate sections to field research, aquatic bioassay, microbiologic assay, and mammalian bioassay. Hopefully, attention to the principles presented in this document will assist in improving the validity and integrity of the data generated by biological testing. *[copied from document]*

Contact (702) 798-2100

TABLE OF CONTENTS

1 INTRODUCTION
- Purpose of the Quality Assurance Guidelines
  - Valid Data
  - Integrity
- Definitions
  - Quality Assurance
  - Biological Research

2 QUALITY ASSURANCE ELEMENTS
- Quality Assurance Policy and Objectives
  - Laboratory Evaluation
  - Organization for Quality
  - Training for Quality
  - Other Objectives of a Quality Assurance Plan
- Design and Analysis of Experiments
  - Description of Design of Experiments
  - Steps in the Design of Experiments
  - Essential Statistical Concepts
  - Experimental Models
- Sampling
  - Background of Sampling
  - Randomization Procedure
  - Sampling Models
  - Selection of Size of Sample
  - Management of Sampling
- Precision and Accuracy of Tests
  - Measurement of Precision and Accuracy
  - Control of Precision and Accuracy
- Physical Environment of Research
- Chemicals and Reagents
  - Purchase Specifications
  - Acceptance Specifications
  - Control of Chemicals and Reagents
- Control of Test Subjects
  - Control of Animal Breeding
  - Good Animal Care Laboratory Practices
- Control of Performance of Experiments
  - Quality Control Charts
  - Assessing Laboratory Performance
- Interlaboratory Testing
- Data Handling and Reports
- References

3 QUALITY ASSURANCE IN BIOLOGICAL RESEARCH
- Laboratory Management
  - On-Site Evaluation/Accreditation
  - Laboratory Personnel
  - Biological Sampling and Testing
  - Preparation of Study Protocols
  - References
- Field Research
  - Field Sampling
  - Field Analysis
  - Sampling Method
  - Functional Tests
  - Field Bioassay
  - References
- Aquatic Bioassay
  - Basic Requirements of Aquatic Bioassay
  - Experimental Procedures in Aquatic Bioassay
  - References
- Microbiologic Assay
  - Microorganisms - Diagnostic Environmental Microbiology
  - Microorganisms - Mutagenicity Testing
  - Microorganisms - General Toxicity Testing
  - Cell Cultures - Mutagenicity Testing
  - Cell Cultures - Carcinogenicity Testing
  - Cell Cultures - General Toxicity Testing
  - Statistical Analysis
  - References
- Mammalian Bioassay
  - Experimental Design Aspects
  - Conditions of Test
  - Good Animal Care Laboratory Practices
  - Bioassay Methods
  - Gross Observations
  - Reproduction and Teratology Studies
  - Mammalian Mutagenicity Tests
  - References

APPENDIX A: CHECK LIST FOR PLANNING TEST PROGRAMS

APPENDIX B: GOOD ANIMAL CARE LABORATORY PRACTICES

APPENDIX C: QUALITY CONTROL SURVEILLANCE CHECK LIST FOR MICROBIOLOGY

U.S. EPA. 1978. ***Microbiological Methods for Monitoring the Environment - Water and Wastes.*** **Edited by: R.H. Bordner, J.A. Winter, and P.V. Scarpino. U.S. Environmental Protection Agency, Office of Research and Development, Environmental Monitoring and Support Laboratory, Cincinnati, OH. pp. 337. EPA 600/8-78-017. (NTIS: PB-290329).**

Media in which methods can be used: ☑ **Water** ☐ **Sediment** ☐ **Biota**

Keywords: **Water quality, sampling, pathogenic organisms, QA/QC**

Abstract

This EPA manual provides uniform laboratory and field methods for microbiological analyses of the environment. The analytical methods are standardized procedures recommended for use in enforcement, monitoring, and research.

The environmental areas covered include:

- all waters – fresh, estuarine, marine, shellfish-growing, agricultural, ground, surface, finished, recreational, and industrial processing
- all wastewaters of microbiological concern – domestic waste effluents; industrial wastes such as food, dairy, meat, tanning, sugar, textile, pulp, and paper; shellfish processing; and agricultural wastes such as feedlot and irrigation runoff
- other areas of the environment – air, sediments, soils, sludges, oils, leachates, vegetation, etc.

This manual is intended for use by the supervisor or analyst who may be a professional microbiologist, a technician, chemist, engineer, or plant operator. Regardless of other skills, the supervisor and analyst should have received at least two weeks training in each parameter from a federal or state agency or from a university. To assist the new analyst, Part II has been prepared as a basic discussion on laboratory operations and for general guidance to permit use of the manual by those required to do microbiological analyses. The trained analyst will be familiar and knowledgeable of most of these techniques. The analytical procedures in Part III are written in a stepwise manner so that the manual can be used both at bench level and as a reference book. Part IV emphasizes the important, but often neglected need for quality control in microbiological analyses, while Part V describes general considerations for laboratory management.
[extracted from document]

Contact: (513) 569-7562

TABLE OF CONTENTS

1 INTRODUCTION
Introduction

2 GENERAL OPERATIONS
Sample Collection, Preservation and Storage
Laboratory Equipment, Techniques and Media
Isolation and Enumeration of Bacteria
Selection of Analytical Methods

3 ANALYTICAL METHODOLOGY
Standard Plate Count
Total Coliforms
Fecal Coliforms
Fecal Streptococci
Salmonella
Actinomycetes

4 QUALITY CONTROL
Laboratory Operations
Statistics for Microbiology
Analytical Quality Control Procedures

5 LABORATORY MANAGEMENT
Development of a Quality Control Program
Manpower and Analytical Costs
Safety
Legal Considerations

APPENDIX A: MICROBIOLOGICAL ACTIVITIES UNDER THE WATER LAWS

APPENDIX B: CERTIFICATION OF WATER SUPPLY LABORATORIES

APPENDIX C: BIBLIOGRAPHY

INDEX

U.S. EPA. 1978. *Phytoplankton Sampling in Quantitative Baseline and Monitoring Programs.* U.S. EPA, Office of Research and Development, Corvallis Environmental Research Laboratory, Newport, OR. EPA 600/3-78-025. (NTIS: PB78-279644).

Media in which methods can be used: ☐ **Water** ☐ **Sediment** ☑ **Biota**

Keywords: **Biological characterization, sampling, population/community, chlorophyll, data analysis**

Abstract

Baseline and monitoring surveys of estuarine, coastal, and ocean waters have been widely employed as a means of obtaining biological and ancillary data needed in the assessing environmental impacts of various human activities. In view of their critical role in the food web and productivity of marine waters and of their rapid response to environmental perturbations, phytoplankton should be included in any survey designed to measure environmental impact.

An overview of phytoplankton sampling and analysis methods as they apply to quantitative baseline and monitoring surveys is provided. A need for inclusion of a preliminary field survey of the area under investigation and of flexibility in sampling design is stressed. An extensive bibliography pertinent to phytoplankton sampling and analysis is included in the report.

The report is intended primarily for the agency personnel requesting proposals and for the survey designer, rather than for the practicing phytoplanktologists.
[extracted from document]

Contact: (503) 867-5000

TABLE OF CONTENTS

1 CONCLUSIONS

2 INTRODUCTION

3 PHYTOPLANKTON ECOLOGY

4 SAMPLING DESIGN FOR ENVIRONMENTAL ASSESSMENT
- Oceanic Sampling
- Estuarine Sampling

5 PHYTOPLANKTON VERTICAL HETEROGENEITY
- Surface Microlayer Sampling
- Subsurface Sampling
- Aphotic Zone Sampling

6 SAMPLE TREATMENT
- Sample Volume
- Live Sample Analysis
- Sample Fixation

7 SAMPLE CONCENTRATION
- Settling
- Centrifugation
- Filtration

8 PHYTOPLANKTON ENUMERATION
- Utermohl Method
- Conventional Counting Methods
- Particle Counters
- Fluorescence Microscopy

9 PRIMARY PRODUCTIVITY

10 PHYTOPIGMENT FLUORESCENCE

11 SOLAR RADIATION

12 ANCILLARY HYDROGRAPHY

13 STATISTICAL CONSIDERATIONS

14 REFERENCES

Literature Cited
Selected Ecological Bibliography
Phytoplankton Survey and Distribution Bibliography
Phytoplankton Methodology Bibliography
Phytoplankton Identification Bibliography
Selected Statistical Bibliography

U.S. EPA. 1979. *Handbook for Analytical Quality Control in Water and Wastewater Laboratories.* U.S. Environmental Protection Agency, Environmental Monitoring and Support Laboratory, Office of Research and Development, Cincinnati, OH. EPA-600/4-79-019. (NTIS: PB79-297451).

Media in which methods can be used: ☑ **Water** ☐ **Sediment** ☑ **Biota**

Keywords: **Water quality, QA/QC, pH, salinity, turbidity, sampling, organics, radioactivity, pathogenic organisms, toxicity/bioassay**

Abstract

This handbook is addressed to laboratory directors, leaders of field investigations, and other personnel who bear responsibility for water and wastewater data. Subject matter of the handbook is concerned primarily with quality control (QC) for chemical and biological tests and measurements. Chapters are also included on QC aspects of sampling, microbiology, biology, radiochemistry, and safety as they relate to water and wastewater pollution control. Sufficient information is offered to allow the reader to inaugurate or reinforce programs of analytical QC that emphasize early recognition, prevention, and correction of factors leading to breakdowns in the validity of water and wastewater pollution control data. *[copied from document]*

Contact: (513) 569-7586

TABLE OF CONTENTS

1 IMPORTANCE OF QUALITY CONTROL
- General
- Quality Assurance Programs
- Analytical Methods
- Reference

2 LABORATORY SERVICES
- General
- Distilled Water
- Compressed Air
- Vacuum
- Hood System
- Electrical Services
- References

3 INSTRUMENT SELECTION
- Introduction
- Analytical Balances
- pH/Selective-Ion Meters
- Conductivity Meters
- Turbidimeters (Nephelometers)
- Spectrometers
- Organic Carbon Analyzers
- Gas Chromatographs
- References

4 GLASSWARE
- General
- Types of Glassware
- Volumetric Analyses
- Federal Specifications for Volumetric Glassware
- Cleaning of Glass and Porcelain
- Special Cleaning Requirements
- Disposable Glassware
- Specialized Glassware
- Fritted Ware
- References

5 REAGENTS, SOLVENTS, AND GASES
- Introduction
- Reagent Quality

Elimination of Determinate Errors
References

6 QUALITY CONTROL FOR ANALYTICAL PERFORMANCE
Introduction
The Industrial Approach to QC
Applying Control Charts in Environmental Laboratories
Recommended Laboratory Quality Assurance Program
Outline of a Comprehensive Quality Assurance Program
Related Topics
References

7 DATA HANDLING AND REPORTING
Introduction
The Analytical Value
Glossary of Statistical Terms
Report Forms
References

8 SPECIAL REQUIREMENTS FOR TRACE ORGANIC ANALYSIS
Introduction
Sampling and Sample Handling
Extract Handling
Supplies and Reagents
Quality Assurance
References

9 SKILLS AND TRAINING
General
Skills
Training

10 WATER AND WASTEWATER SAMPLING
Introduction
Areas of Sampling
References

11 RADIOCHEMISTRY
Introduction
Sample Collection
Laboratory Practices
Quality Control
References

12 MICROBIOLOGY
Background
Specific Needs in Microbiology
Intralaboratory Quality Control
Interlaboratory Quality Control
Development of a Formal Quality Assurance Program
Documentation of a Quality Assurance Program
Chain-of-Custody Procedures for Microbiological Samples
References

13 AQUATIC BIOLOGY
Summary of General Guidelines
Discussion
Reference

14 LABORATORY SAFETY
Law and Authority for Safety and Health
EPA Policy on Laboratory Safety
Laboratory Safety Practices
Report of Unsafe or Unhealthful Condition
References

APPENDIX A: SUGGESTED CHECKLIST FOR SAFETY EVALUATION OF EPA LABORATORY AREAS

U.S. EPA. 1983. *Methods for Chemical Analysis of Water and Wastes. 3rd. ed.* U.S. Environmental Protection Agency, Environmental Monitoring and Support Laboratory, Cincinnati, OH. EPA 600/4-79-020. (NTIS: PB84-128677).

Media in which methods can be used: ☑ **Water** ☐ **Sediment** ☐ **Biota**

Keywords: **Water quality, pH, turbidity, temperature, total solids, nutrients, metals, organics, inorganics, total organic carbon, dissolved oxygen, oxygen demand**

Abstract

This manual provides test procedures approved for the monitoring of water supplies, waste discharges, and ambient waters, under the Safe Drinking Water Act, the National Pollutant Discharge Elimination System, and Ambient Monitoring Requirements of Section 106 and 208 of Public Law 92-500. The test methods have been selected to meet the needs of federal legislation and to provide guidance to laboratories engaged in the protection of human health and the aquatic environment.

This third edition of "Methods for Chemical Analysis of Water and Wastes" contains the chemical analytical procedures used in U.S. Environmental Protection Agency (EPA) laboratories for the examination of ground and surface waters, domestic and industrial waste effluents, and treatment process samples. Except where noted under "Scope and Application", the methods are applicable to both water and wastewaters, both fresh and saline water samples. The manual provides test procedures for the measurement of physical, inorganic, and selected organic constituents and parameters. The methods were chosen through the combined efforts of the EPA Regional Quality Assurance Coordinators, the staff of the Physical and Chemical Methods Branch, Environmental Monitoring and Support Laboratory, and other senior chemists in both federal and state laboratories. Method selection was based on the following criteria:

- the method should measure the desired property or constituent with precision, accuracy, and specificity sufficient to meet the needs of EPA, in the presence of the interfering materials encountered in water and waste samples
- the procedure should utilize the equipment and skills available in modern laboratories
- the selected method is in use in many laboratories or has been sufficiently tested to establish its validity
- the method should be rapid enough to permit routine use for the examination of a large number of samples

This manual is a basic reference for monitoring water and wastes in compliance with the requirements of the Federal Water Pollution Control Act Amendments of 1972. Although other test procedures may be used, as provided in the Federal Register issue of October 16, 1973 (38FR 28758) and in subsequent amendments, the methods described in this manual will be used by the Environmental Protection Agency in determining compliance with applicable water and effluent standard established by the Agency. *[extracted from document]*

Contact: (513) 569-7586

TABLE OF CONTENTS

		METHOD
100	PHYSICAL PROPERTIES	
	Color	
	Colorimetric, ADMI	110.1
	Colorimetric, Platinum-Cobalt	110.2
	Spectrophotometric	110.3
	Conductance	
	Specific Conductance	120.1
	Hardness, Total (mg/l as $CaCO_3$)	
	Colorimetric, Automated EDTA	130.1
	Titrimetric, ETDA	130.2
	Odor	
	Threshold Odor (Consistent Series)	140.1
	pH	
	Electrometric	150.1
	Electrometric (Continuous Monitoring)	150.2
	Residue	
	Filterable	
	Gravimetric, Dries at 180°C	160.1
	Non-Filterable	
	Gravimetric, Dries at 103-105°C	160.2
	Total	
	Gravimetric, Dries at 103-105°C	160.3
	Volatile	
	Gravimetric, Ignition at 550°C	160.4
	Settleable Matter	
	Volumetric, Imhoff Cone	160.5
	Temperature	
	Thermometric	170.1
	Temperature	
	Nephelometric	170.1
200	METALS	
	Atomic Absorption Methods	
	Inductively Coupled Plasma	200.7
	Aluminum	
	AA, Direct Aspiration	202.1
	AA, Furnace	202.2
	Antimony	
	AA, Direct Aspiration	204.1
	AA, Furnace	204.2

Arsenic	
AA, Furnace	206.2
AA, Hydride	206.3
Spectrophotometric, SDDC	206.4
Digestion Method for Hydride and SDDC	206.5
Barium	
AA, Direct Aspiration	208.1
AA, Furnace	208.2
Beryllium	
AA, Direct Aspiration	210.1
AA, Furnace	210.2
Boron	
Colorimetric, Curcumin	212.3
Cadmium	
AA, Direct Aspiration	213.1
AA, Furnace	213.2
Calcium	
AA, Direct Aspiration	215.1
Titrimetric, EDTA	215.2
Chromium	
AA, Direct Aspiration	218.1
AA, Furnace	218.2
Chelation-Extraction	218.3
Hexavalent, Chelation-Extraction	218.4
Hexavalent, Dissolved	218.5
Cobalt	
AA, Direct Aspiration	219.1
AA, Furnace	219.2
Copper	
AA, Direct Aspiration	220.1
AA, Furnace	220.2
Gold	
AA, Direct Aspiration	231.1
AA, Furnace	231.2
Iridium	
AA, Direct Aspiration	235.1
AA, Furnace	235.2
Iron	
AA, Direct Aspiration	236.1
AA, Furnace	236.2
Lead	
AA, Direct Aspiration	239.1
AA, Furnace	239.2

Magnesium
AA, Direct Aspiration 242.1
Manganese
AA, Direct Aspiration 243.1
AA, Furnace 243.2
Mercury
Cold Vapor, Manual 245.1
Cold Vapor, Automated 245.2
Cold Vapor, Sediments 245.5
Molybdenum
AA, Direct Aspiration 246.1
AA, Furnace 246.2
Nickel
AA, Direct Aspiration 249.1
AA, Furnace 249.2
Osmium
AA, Direct Aspiration 252.1
AA, Furnace 252.2
Palladium
AA, Direct Aspiration 253.1
AA, Furnace 253.2
Platinum
AA, Direct Aspiration 255.1
AA, Furnace 255.2
Potassium
AA, Direct Aspiration 258.1
Rhenium
AA, Direct Aspiration 264.1
AA, Furnace 264.2
Rhodium
AA, Direct Aspiration 265.1
AA, Furnace 265.2
Ruthenium
AA, Direct Aspiration 267.1
AA, Furnace 267.2
Selenium
AA, Furnace 270.2
AA, Hydride 270.3
Silver
AA, Direct Aspiration 272.1
AA, Furnace 272.2
Sodium
AA, Direct Aspiration 273.1

	AA, Furnace	273.2
	Thallium	
	AA, Direct Aspiration	279.1
	AA, Furnace	279.2
	Tin	
	AA, Direct Aspiration	282.1
	AA, Furnace	282.2
	Titanium	
	AA, Direct Aspiration	283.1
	AA, Furnace	283.2
	Vanadium	
	AA, Direct Aspiration	286.1
	AA, Furnace	286.2
	Zinc	
	AA, Direct Aspiration	289.1
	AA, Furnace	289.2
300	INORGANICS - NON-METALS	
	Determination of Inorganic Anions in Water by Ion Chromatography	300.0
	Acidity	
	Titrimetric	305.1
	Titrimetric (Acid Rain)	305.1
	Alkalinity	
	Titrimetric (pH 4.5)	310.1
	Colorimetric, Automated Methyl Orange	310.2
	Bromide	
	Titrimetric	320.1
	Chloride	
	Colorimetric, Automated Ferricyanide, AA I	325.1
	Colorimetric, Automated Ferricyanide, AA II	325.2
	Titrimetric, Mercuric Nitrate	325.1
	Chlorine, Total Residual	
	Titrimetric, Amperometric	330.1
	Titrimetric, Back-Iodometric	330.2
	Titrimetric, Iodometric	330.3
	Titrimetric, DPD-FAS	330.4
	Spectrophotometric, DPD	330.5
	Cyanide	
	Amenable to Chlorination	
	Titrimetric, Spectrophotometric	335.1
	Total	
	Titrimetric, Spectrophotometric	335.2

Colorimetric, Automated UV	335.3
Fluoride	
Colorimetric, SPADNS with Bellack Distillation	340.1
Potentiometric, Ion Selective Electrode	340.2
Colorimetric, Automated Complexone	340.3
Iodide	
Titrimetric	345.1
Nitrogen	
Ammonia	
Colorimetric, Automated Phenate	350.1
Colorimetric, Titrimetric; Potentiometric - Distillation Procedure	350.2
Potentiometric, Ion Selective Electrode	350.3
Kjeldahl, Total	
Colorimetric, Automated Phenate	351.1
Colorimetric, Semi-Automated Block Digester AAII	351.2
Colorimetric: Titrimetric; Potentiometric	351.3
Potentiometric, Ion Selective Electrode	351.4
Nitrate	
Colorimetric, Brucine	352.1
Nitrate-Nitrite	
Colorimetric, Automated Hydrazine Reduction	353.1
Colorimetric, Automated Cadmium Reduction	353.2
Potentiometric, Manual Cadmium Reduction	353.3
Nitrite	
Spectrophotometric	354.1
Oxygen, Dissolved	
Membrane Electrode	360.1
Modified Winkler (Full Bottle Technique)	360.2
Phosphorus	
All Forms	
Colorimetric, Automated, Ascorbic Acid	365.1
Colorimetric, Ascorbic Acid. Single Reagent	365.2
Potentiometric, Ascorbic Acid, Two Reagent	365.3
Total	
Colorimetric, Automated, Block Digester, AAII	365.4
Silica, Dissolved	
Colorimetric	370.1
Sulfate	
Colorimetric, Automated Chloranilate	375.1
Colorimetric, Automated Methyl Thymol Blue AAII	375.2
Gravimetric	375.3
Turbidimetric	375.4

Sulfide	
Titrimetric, Iodine	376.1
Colorimetric, Methylene Blue	376.2
Sulfite	
Titrimetric	377.1

400 ORGANICS

Biochemical Oxygen Demand	
BOD (5 day, 20°C)	405.1
Chemical Oxygen Demand	
Titrimetric, Mid-Level	410.1
Titrimetric, Low-Level	410.2
Titrimetric, High-Level	410.3
Colorimetric, Automated; Manual	410.4
Oil and Grease, Total Recoverable	
Gravimetric, Separatory Funnel Extraction	413.1
Spectrophotometric, Infrared	413.2
Organic Carbon, Total	
Combustion or Oxidation	415.1
UV Promoted, Persulfate Oxidation	415.2
Petroleum Hydrocarbons, Total, Recoverable	
Spectrophotometric, Infrared	418.1
Phenolics, Total Recoverable	
Spectrophotometric, Manual 4-AAP with Distillation	420.1
Colorimetric, Automated 4-AAP with Distillation	420.2
Spectrophotometric, MBTH with Distillation	420.3
Methylene Blue Active Substances (MBAS)	
Colorimetric	425.1
NTA	
Colorimetric, Manual, Zinc-Zincon	430.1
Colorimetric, Automated Zinc-Zincon	430.2

U.S. EPA. 1985. ***Bioaccumulation Monitoring Guidance: 3. Recommended Analytical Detection Limits.*** **U.S. Environmental Protection Agency, Office of Water, Washington, DC. pp. 23. EPA 503/6-90-001.**

Media in which methods can be used: ☑ **Water** ☑ **Sediment** ☑ **Biota**

Keywords: **Water quality, sediment quality, metals, organics, bioaccumulation, tissue analysis, data analysis**

Abstract

The accumulation of toxic substances in marine organisms that may lead to adverse biological effect or affect commercial or recreational fisheries is one of the major concerns in the 301(h) program related to evaluating the effects of sewage discharges into marine and estuarine waters. Evaluation of differences between body burdens in organisms from relatively uncontaminated reference areas and those from contaminated estuarine and marine environments potentially impacted by the discharge is an important part of bioaccumulation studies. Such comparisons will generally require data that are reliable at low part per billion concentrations. Therefore, low but practically attainable detection limits are a minimum requirement to ensure the usefulness of bioaccumulation monitoring data.

This report reviews the factors that influence target pollutant detection limits and recommends minimum detection limits for bioaccumulation studies. Although this report is not designed to address specific analytical protocols, it serves as a companion document to the recommended analytical protocols in the Bioaccumulation Monitoring Guidance series.

This report is one element of the Bioaccumulation Monitoring Guidance Series. The purpose of this series is to provide Guidance for monitoring of priority pollutant residues in tissues of resident marine organisms. These guidance documents were prepared for the 301(h) sewage discharge permit program under the U.S. EPA Office of Marine and Estuarine Protection, Marine Operations Division. Two kinds of monitoring guidance are provided in this series: recommendations for sampling and analysis designs and aids for interpretation of monitoring data.

Although these guidance documents were prepared specifically for monitoring of sewage discharges under the 301(h) program, their potential use extends to assessment and monitoring of bioaccumulation resulting from other kinds of pollutant discharges into marine and estuarine environments.
[extracted from document]

Contact: (202) 260-8448

TABLE OF CONTENTS

1 RECOMMENDED ANALYTICAL DETECTION LIMITS
Trace Metals
Organic Compounds

2 SUMMARY OF RECOMMENDATIONS FOR DETECTION LIMITS

3 REFERENCES

U.S. EPA. 1985. ***Summary of U.S. EPA-Approved Methods, Standard Methods, and Other Guidance for 301(h) Monitoring Variables.*** **U.S. Environmental Protection Agency, Office of Marine and Estuarine Protection, Washington, DC 20460. pp. 16. EPA 503/4-90-002.**

Media in which methods can be used: ☑ **Water** ☑ **Sediment** ☑ **Biota**

Keywords: **Water quality, sediment quality, biological characterization, pH, temperature, turbidity, total solids, dissolved oxygen, grain size, nutrients, metals, organics, inorganics, bioaccumulation, chlorophyll, pathogenic organisms, oxygen demand, PAHs, PCBs, population/community**

Abstract

Monitoring programs for 301(h) dischargers should provide data with which to evaluate the impact of the modified discharge on marine biota, demonstrate compliance with applicable water quality standards, and measure toxic substances in the discharge. Thirty-two biological, sediment, and water quality variables may be included in 301(h) monitoring programs to provide such data. The biological and sediment variables are applicable to samples collected from the receiving environment. The water quality variables are applicable to samples collected from both effluent and receiving water.

Collection of high quality data that are comparable among dischargers requires that analytical methods for each monitoring variable follow established protocols. Available methods for each of the 32 variables are discussed. Methods are divided into three categories: U.S. EPA methods, standard methods, and additional methods available in the scientific literature. U.S. EPA methods are divided further into those that have been approved by the agency, those that have been suggested but not approved, and those for which there is an agency guidance document. Standard methods refer exclusively to American Public Health Association *Standard Methods* (i.e., APHA 1985). Additional methods are found in a variety of documents.
[extracted from document]

Contact: (202) 260-8448

TABLE OF CONTENTS

THIS 16 PAGE DOCUMENT DOES NOT CONTAIN
A TABLE OF CONTENTS

U.S. EPA. 1985. *Test Methods for* Escherichia coli *and* Enterococci *in Water by the Membrane Filter Procedure.* U.S. Environmental Protection Agency, Environmental Monitoring and Support Laboratory, Cincinnati, OH. pp. 30. EPA 600/4-85/076. (NTIS: PB86-158052).

Media in which methods can be used: ☑ **Water** ☐ **Sediment** ☐ **Biota**

Keywords: **Water quality, pathogenic organisms**

Abstract

The methods described in this report can be used to measure the bacteriological densities of *E. coli* and enterococci in ambient waters. A direct relationship between the density of enterococci and *E. coli* in water and the occurrence of swimming-associated gastronenteritis has been establish through epidemiological studies of marine and freshwater bathing beaches. These studies have led to the development of criteria which can be used to establish recreational water standards based on recognized health effects-water quality relationships.
[extracted from document]

Contact: (513) 569-7562

TABLE OF CONTENTS

1 *ESCHERICHIA COLI* IN WATER BY THE MEMBRANE FILTER PROCEDURE
- Citation
- Scope and Application
- Summary
- Definition
- Interferences
- Safety Procedures
- Apparatus and Equipment
- Reagents and Materials
- Sample Collection, Preservation, and Holding Times
- Calibration and Standardization
- Quality Control
- Procedures
- Calculation of Results
- Reporting Results
- Verification Procedure
- Precision and Bias

2 ENTEROCOCCI IN WATER BY THE MEMBRANE FILTER PROCEDURE
- Citation
- Scope and Application
- Summary
- Definition
- Interferences
- Safety Precautions
- Apparatus and Equipment
- Reagents and Materials
- Sample Collection, Preservation, and Holding Times
- Calibration and Standardization
- Quality Control
- Procedure
- Calculation of Results
- Reporting Results
- Verification Procedure
- Precision and Bias

U.S. EPA. 1986. ***Analytical Methods for U.S. EPA Priority Pollutants and 301(h) Pesticides in Estuarine and Marine Sediments.*** **U.S. Environmental Protection Agency, Office of Marine and Estuarine Protection, Washington, DC. EPA 503/6-90-004**

Media in which methods can be used: ☐ **Water** ☑ **Sediment** ☐ **Biota**

Keywords: **Sediment quality, inorganics, organics, pesticides, PCBs, PAHs, metals, sampling, QA/QC, data analysis**

Abstract

The three analytical methods in this document have been designed to be consistent with probable uses of 301(h) monitoring data. Comparison of sediment contaminant concentrations from contaminated and relatively uncontaminated areas often require sensitive analytical techniques for a wide range of chemically diverse pollutants. The recommended 301(h) procedures allow for a sensitive analyses of the target compounds with a reasonable amount of laboratory effort.

The first method is designed to determine the concentrations of semivolatile priority pollutants listed under Section 301(h) of the Clean Water Act. The procedures can achieve detection limits in the low parts per billion range and are appropriate to detect and monitor differences between sediments from relatively uncontaminated reference areas and those from contaminated estuarine and marine environments.

The second method outlines the analyses of 301(h) volatile organic priority pollutants. Detection limits of these analytical procedures are dependent upon the extent of interference from other target and nontarget analytes present in the sample matrix, and the approximate range is from 5 - 10 parts per billion.

The third method is an analytical procedure for the determination of 301(h) priority pollutant metal and metallic concentrations in sediments and dredged material. These elements include antimony, arsenic, beryllium, cadmium, chromium, copper, led, mercury, nickel, selenium, silver, thallium, and zinc. The method involves wet oxidation (and digestion) process. The detection limits vary depending upon the target analyte, the method of detection, and instrument sensitivity. Typical detection limits for each metal and method are listed.

These 301(h) methods have been assembled according to guidelines for EMSL (Environmental Monitoring and Support Laboratory, Cincinnati) analytical methods (as specified in EPA-600/8-83-020). *[extracted from document]*

Contact: (202) 260-8448

TABLE OF CONTENTS

1 ANALYSIS OF EXTRACTABLE ORGANIC COMPOUNDS IN ESTUARINE AND MARINE SEDIMENTS
- Scope and Application
- Summary of Method
- Interferences
- Safety
- Apparatus and Equipment
- Reagents and Consumable Materials
- Sample Collection, Preparation and Storage
- Calibration and Standardization
- Quality Assurance/Quality Control
- Procedure
- Quantitative Determination (Calculations)
- Precision and Accuracy
- References

2 ANALYSIS OF VOLATILE ORGANIC COMPOUNDS IN ESTUARINE AND MARINE SEDIMENTS
- Scope and Application
- Summary of Method
- Interferences
- Safety
- Apparatus and Equipment
- Reagents and Consumable Materials
- Sample Collection, Preparation, and Storage
- Calibration and Standardization
- Quality Control
- Procedure
- Quantitative Determination (Calculations)
- Precision and Accuracy
- References

3 ANALYSIS OF METALS AND METALLOIDS IN ESTUARINE AND MARINE SEDIMENTS
- Scope and Application
- Summary of Method
- Definitions
- Interferences
- Safety
- Apparatus and Equipment
- Reagents and Consumable Materials

Sample Collection, Preparation, and Storage
Calibration and Standardization
Quality Control
Procedure
Calculations
Precision and Accuracy
References

U.S. EPA. 1986. ***Bioaccumulation Monitoring Guidance: 4. Analytical Methods for U.S. EPA Priority Pollutants and 301(h) Pesticides in Tissues From Estuarine and Marine Organisms.*** **U.S. Environmental Protection Agency, Office of Marine and Estuarine Protection, Washington, DC. EPA 503/6-90-002.**

Media in which methods can be used: ☑ **Water** ☑ **Sediment** ☐ **Biota**

Keywords: **Water quality, sediment quality, organics, inorganics, pesticides, PCBs, PAHs, metals, bioaccumulation, tissue analysis, sampling, QA/QC, data analysis**

Abstract

This report is one element of the Bioaccumulation Monitoring Guidance Series. The purpose of this series is to provide guidance for monitoring of priority pollutant residues in tissues of estuarine and marine organisms. These guidance documents were prepared for the sewage discharge program of Section 301(h) of the Clean Water Act under the U.S. EPA Office of Marine and Estuarine Protection, Marine Operations Division. Two kinds of monitoring guidance are provided in this series; recommendations for sampling and analysis designs, and aids for interpretation of monitoring data.

The three analytical methods in this document have been designed to be consistent with probable uses of 301(h) bioaccumulation monitoring data. Comparison of tissue contaminant concentrations from contaminated and relatively uncontaminated areas and estimation of the potential health effects of bioaccumulated substances often require sensitive analytical techniques for a wide range of chemically diverse pollutants. The recommended 301(h) procedures allow for a sensitive analyses of the target with a reasonable amount of laboratory effort.

These procedures are applicable when low part per billion detection limits are required to monitor differences between body burdens in organism from relatively uncontaminated reference sites and from impacted estuarine and marine environments. The procedures are also applicable when low detection limits are required for the estimation of potential health effects of bioaccumulated substances. However, detection limits for all analytes of interest, especially volatile organics, cannot be predetermined because of the probability of interference in the sample matrices, varying instrumental sensitivity, or differing methods of detection.

It should be recognized that the design of a monitoring program reflects the site-specific characteristics of the pollutant discharge and the receiving environment. Thus, site-specific considerations may lead to a modification of the generic recommendations herein. Finally, although these guidance documents were prepared specifically for monitoring of sewage discharges under the 301(h) program, their potential use extends to assessment and monitoring of bioaccumulation resulting from other kinds of pollutant discharges into marine and estuarine environments.

These methods have been assembled according to guidelines for EMSL (Environmental Monitoring and Support Laboratory, Cincinnati) analytical methods (as specified in EPA-600/8-83-020).
[extracted from document]

Contact: (202) 260-8448

TABLE OF CONTENTS

1 ANALYSIS OF EXTRACTABLE ORGANIC COMPOUNDS IN ESTUARINE AND MARINE TISSUES
- Scope and Application
- Summary of Method
- Interferences
- Safety
- Apparatus and Equipment
- Reagents and Consumable Materials
- Sample Collection, Preparation, and Storage
- Calibration and Standardization
- Quality Assurance/Quality Control
- Procedure
- Quantitative Determination (Calculations)
- Precision and Accuracy
- References

2 ANALYSIS OF VOLATILE ORGANIC COMPOUNDS IN ESTUARINE AND MARINE TISSUES
- Scope and Application
- Summary of Method
- Interferences
- Safety
- Apparatus and Equipment
- Reagents and Consumable Materials
- Sample Collection, Preparation, and Storage
- Calibration and Standardization
- Quality Control
- Procedure
- Quantitative Determination (Calculations)
- Precision and Accuracy
- References

3 ANALYSIS OF METALS AND METALLOIDS IN ESTUARINE AND MARINE TISSUES
- Scope and Application
- Summary of Method
- Interferences
- Safety
- Apparatus and Equipment
- Reagents and Consumable Materials
- Sample Collection, Preparation, and Storage

Calibration and Standardization
Quality Control
Procedure
Calculations
Precision and Accuracy
References

U.S. EPA. 1986. *Quality Criteria for Water 1986.* U.S. Environmental Protection Agency, Office of Water Regulations and Standards, Washington, DC. EPA 440/5-86-001. (NTIS: PB87-226759).

Media in which methods can be used: ☑ **Water** ☐ **Sediment** ☐ **Biota**

Keywords: **Water quality, dissolved oxygen, pH, salinity, temperature, total solids, turbidity, organics, inorganics, metals, PAHs, PCBs, nutrients, pesticides**

Abstract

Section 304 (a) (1) of the Clean Water Act (33 U.S.C. 1314 (a) (1)) requires the Environmental Protection Agency (EPA) to publish and periodically update ambient water quality criteria. These criteria are to accurately reflect the latest scientific knowledge (a) on the kind and extent of all identifiable effects on health and welfare including, but not limited to, plankton, fish, shellfish, wildlife, plant life, shorelines, beaches, aesthetics, and recreation which may be expected from the presence of pollutants in any body of water including groundwater; (b) on the concentration and dispersal of pollutants, or their byproducts, through biological, physical, and chemical processes; and (c) on the effects of pollutants on biological community diversity, productivity, and stability, including information of the factors affecting rates of eutrophication and organic and inorganic sedimentation for varying types of receiving waters.

These criteria are not rules and they do not have regulatory impact. Rather, these criteria present scientific data and guidance of the environmental effects of pollutants which can be useful to derive regulatory requirements based on considerations of water quality impacts. When additional data has become available, these summaries have been updated to reflect the latest Agency recommendations on acceptable limits for aquatic life and human health protection.

In a continuing effort to provide those who use EPA's water quality and human health criteria with up-to-date criteria values and associated, this document *Quality Criteria for Water 1986* was assembled. This document includes summaries of all the contaminants for which EPA has developed criteria recommendations (Appendix A-C). The appropriate Appendix is identified at the end of each summary. A more detailed description of these procedures can be found in the appropriate Appendix.
[compiled after review]

Contact: (202) 260-6582

TABLE OF CONTENTS

INTRODUCTION

SUMMARY CHART
- Acenaphthene
- Acrolein
- Acrylonitrile
- Aesthetics
- Alkalinity
- Aldrin/Dieldrin
- Ammonia
- Antimony
- Arsenic
- Asbestos
- Bacteria
- Barium
- Benzene
- Boron
- Cadmium
- Carbon Tetrachloride
- Chlordane
- Chlorinated Benzenes
- Chlorinated Ethanes
- Chlorinated Naphthalenes
- Chlorine
- Chlorinated Phenols
- Chloroalkyl Ethers
- Chloroform
- Chlorophenoxy Herbicides
- Chlorpyrifos
- Chromium
- 2-Chlorophenol
- Color
- Copper
- Cyanide
- DDT and Metabolites
- Demeton
- Dichlorobenzenes
- Dichlorobenzidine
- Dichloroethylenes
- 2,4 - Dichlorophenol
- Dichloropropanes/Dichloropropenes

2,4 - Dimethylphenol
Dinitrotoluene
Diphenylhydrazine
Endosulfan
Endrin
Ethylbenzene
Fluoranthene
Gasses, Total Dissolved
Guthion
Haloethers
Halomethanes
Hardness
Heptachlor
Hexachlorobutadiene
Hexachlorocyclohexane
Hesachlorocyclopentadiene
Iron
Isophorone
Lead
Malathion
Manganese
Mercury
Methoxychlor
Mirex
Naphthalene
Nickel
Nitrates, Nitrites
Nitrobenzene
Nitrophenols
Nitrosamines
Oil and Grease
Oxygen, Dissolved
Parathion
Phentachlorophenol
pH
Phenol
Phosphorus
Phthalate Esters
Polychlorinated Biphenyls
Polynuclear Aromatic Hydrocarbons
Selenium
Silver
Solids (Dissolved) & Salinity

Solids (Suspended) & Turbidity
Sulfides, Hydrogen Sulfide
Tainting Substances
Temperature
2,3,7,8 - Tetrachlorodibenzo-p-dioxin
Tetrachloroethylene
Thallium
Toluene
Toxaphene
Trichloroethylene
Vinyl Chloride
Zinc

APPENDIX A: METHODOLOGY FOR DEVELOPING CRITERIA

APPENDIX B: METHODOLOGY FOR DEVELOPING CRITERIA

APPENDIX C: METHODOLOGY FOR DEVELOPING CRITERIA

BIBLIOGRAPHY

U.S. EPA. 1987. ***Bioaccumulation Monitoring Guidance: Selection of Target Species and Review of Available Data Volume 1 and Volume 2 (Appendices).*** **U.S. Environmental Protection Agency, Office of Water, Washington, DC. pp. 52. Vol. 1: EPA/430-86-005. (NTIS: PB87-221065). Vol. 2: EPA/430/9-86-006. (NTIS: PB87-221073).**

Media in which methods can be used: ☑ **Water** ☑ **Sediment** ☑ **Biota**

Keywords: **Water quality, sediment quality, biological characterization, bioaccumulation, sampling**

Abstract

The primary purpose of this report is to provide guidance for selecting target species for bioaccumulation monitoring studies to be conducted as part of the 301(h) sewage discharge program. Consistency among the monitoring programs for individual 301(h) discharges ultimately will allow the development of regional and national perspectives on the effects of sewage discharges on marine and estuarine environments.

Monitoring the accumulation of toxic substances in tissues of marine organisms is useful for assessing environmental impacts of specific sources of pollution or evaluating water quality from a regional perspective. The choice of target species is a key element of any bioaccumulation monitoring program. Tissue concentrations of toxic substances in target species can serve as indicators of contamination throughout the biological system. At a minimum, the target species must be capable of accumulating toxic substances representative of the study area(s), abundant enough over time and space to allow adequate sampling, and large enough to provide adequate amount of tissue for analysis.

In addition to recommending target species for bioaccumulation monitoring, this report presents a compilation, evaluation, and summary of recent data on concentrations of priority pollutants in those species. For example, the data for a target species at a particular discharge site can be compared with historical data for that same species during different time periods and at various locations throughout the United States.
[extracted from document]

Contact: (202) 260-8448

TABLE OF CONTENTS

1 INTRODUCTION

2 RECOMMENDED TARGET SPECIES
- General Approach
- Fishes
  - Ranking Procedure
  - Primary Selection Criteria
  - Secondary Selection Criteria
  - Recommended Target Fish Species
- Large Macroinvertebrates

3 ADDITIONAL SAMPLING CONSIDERATIONS
- Tissue Selection
- Time of Sampling

4 HISTORICAL DATA FOR TARGET SPECIES
- Approach
- Data Summaries
- Data Gaps

5 SUMMARY OF RECOMMENDATIONS

6 REFERENCES

APPENDIX A: SELECTION OF TARGET SPECIES FOR BIOACCUMULATION MONITORING

APPENDIX B: EVALUATION CRITERIA FOR HISTORICAL DATA REVIEW

APPENDIX C: EVALUATION OF HISTORICAL DATA SETS FOR TARGET SPECIES

APPENDIX D: COMPILATION OF HISTORICAL DATA ON PRIORITY POLLUTANT CONCENTRATIONS IN TISSUES OF RECOMMENDED TARGET SPECIES

APPENDIX E: HISTORICAL DATA SETS ON TISSUE CONCENTRATIONS OF PRIORITY POLLUTANTS IN RECOMMENDED SECONDARY SPECIES

U.S. EPA. 1987. *Bioaccumulation Monitoring Guidance: 5. Strategies for Sample Replication and Compositing.* U.S. Environmental Protection Agency, Office of Marine and Estuarine Protection, Washington, DC. pp. 51. EPA 430/09-87-003.

Media in which methods can be used: ☑ **Water** ☑ **Sediment** ☑ **Biota**

Keywords: **Water quality, sediment quality, sampling, bioaccumulation, data analysis/ management**

Abstract

This report provides guidance on the selection of appropriate replication and compositing strategies for bioaccumulation monitoring studies. A statistical approach is presented for determining the levels of difference in bioaccumulation that can be reliably detected with varying levels of sampling effort. Example analyses are presented to demonstrate the effects of alternative sampling designs. These example analyses are based on historical data from bioaccumulation monitoring programs that used tissues from individual target species recommended in an earlier report in this series (U.S. EPA, 1987). The results of additional analyses employing simulation methods are used to provide a comparison of grab- and composite-sampling strategies.

This report is one element of the Bioaccumulation Monitoring Guidance Series. The purpose of this series is to provide guidance for monitoring of priority pollutant residues in tissues or resident marine organisms. These guidance documents were prepared for the 301(h) sewage discharge permit program under the U.S. EPA Office of Marine and Estuarine Protection, Marine Operations Division. Other documents in the series include:

- Selection of Target Species and Review of Available Bioaccumulation Data, Volumes I and II (U.S. EPA, 1987) EPA/430-86-005, EPA/430-86-006 *[Reference 051]*
- Analytical Methods for EPA Priority Pollutants (U.S. EPA, 1985) EPA 503/6-90-002 *[Reference 049]*
- Recommended Analytical Detection Limits (U.S. EPA, 1985) EPA 503/6-90-001 *[Reference 045]*

The information provided herein will be useful to U.S. EPA monitoring program reviewers, permit writers, permittees, and other organizations involved in performing nearshore monitoring studies. Bioaccumulation monitoring has become increasingly important in assessing pollution effects; therefore this guidance should have broad applicability in the design an interpretation of marine and estuarine monitoring programs.
[extracted from document]

Contact: (202) 260-8448

TABLE OF CONTENTS

1 INTRODUCTION

2 MONITORING PROGRAM PERFORMANCE
- Methods of Analysis
- Hypothesis Testing
- Power Analyses for Individual Tissue Samples
  - Analytical Methods
  - Preliminary Analyses
  - Analytical Results
  - Summary

3 COMPOSITE SAMPLING STRATEGIES
- Power Analyses for Composite Samples
  - Analytical Methods
  - Simulation Analyses
  - Power Analyses
  - Summary

4 SUMMARY AND RECOMMENDATIONS

5 REFERENCES

U.S. EPA. 1987. ***Guidance for Conducting Fish Liver Histopathology Studies During 301(h) Monitoring.*** **U.S. Environmental Protection Agency, Office of Marine and Estuarine Protection, Washington, DC. pp. 166. EPA 430/09-87-004.**

Media in which methods can be used: ☐ **Water** ☐ **Sediment** ☑ **Biota**

Keywords: **Biological characterization, tissue analysis, data analysis, sampling**

Abstract

The purpose of this document is to provide guidance for designing and conducting field surveys of fish liver histopathology as part of 301(h) monitoring programs. Information derived from the surveys of fish liver histopathology can be used in conjunction with other kinds of environmental data to assess potential impacts of sewage and other discharges on marine biota.

The document is directed primarily at the non-pathologists involved in writing 301(h)-modified NPDES permits and in overseeing field studies of fish liver histopathology. Although this document is directed at non-pathologists, various sections may also be use for to pathologists.

This document addresses the following four major components of quantitative filed studies of fish liver histopathology:

- study design
- field sampling
- laboratory analysis
- data analysis and interpretation

Although the emphasis of this document is on liver histopathology, many of the considerations addressed for each component may also pertain to a variety of other kinds of pathological conditions in fishes.

General recommendations for each of the four major study components were made as detailed as possible without sacrificing their site-specific applicability. For example, because specific objectives generally vary among different studies, exact specifications for such considerations as sample sizes, station locations, staining procedures, and methods of data analysis could not be made. Instead, the various acceptable options for each feature are presented along with their respected benefits and limitations. Literature citations were used to support recommendations whenever possible.

Because many of the terms used in this document are unfamiliar to anyone without a background in pathology or cellular biology, a glossary is provided at the end of the document.

The information provided herein will be useful to U.S. EPA monitoring program reviewers, permit writers, permittees, and other organizations involved in performing nearshore monitoring studies. As fish liver histopathology frequently is assessed in other marine and estuarine monitoring programs, the guidance provided herein has broad applicability beyond the 301(h) program.
[extracted from document]

Contact: (202) 260-8448

TABLE OF CONTENTS

1 INTRODUCTION
- Background
- Purpose and Scope

2 BACKGROUND INFORMATION
- Liver of Fishes
  - Structure
  - Function
  - Relation to Chemical Contaminants
- Fish Liver Histopathology
  - General
  - Cellular Alterations
  - Neoplasia
  - Hepatocarcinogenesis Models for Fishes
- Review of Historical Data
  - Laboratory Studies
  - Field Studies

3 GUIDANCE FOR CONDUCTING FIELD STUDIES
- Study Design
  - Species Selection
  - Age Limits
  - Sample Size
  - Sampling Season
  - Station Location
- Field Sampling Procedures
  - Fish Acquisition
  - Holding Time and Conditions
  - Labeling and Coding
  - Liver Subsampling
  - Tissue Fixation
  - Ancillary Data
- Laboratory Procedures
  - Tissue Processing
  - Histopathological Evaluations
  - Quality Assurance/Quality Control
- Data Analysis and Interpretation
- Age and Sex Effects
- Growth and Condition
- Comparisons Among Stations
- Relationships with Ancillary Variables

4 SUMMARY
Introduction
Background Information
Guidance for Conducting Field Studies
Study Design
Field Collection
Laboratory Procedures
Data Analysis and Interpretation

5 REFERENCES

6 GLOSSARY

APPENDIX A: SUMMARY OF HEPATIC LESIONS OBSERVED IN FISHES AFTER LABORATORY EXPOSURE TO VARIOUS CHEMICALS

U.S. EPA. 1987. *Guidance for Sampling of and Analyzing for Organic Contaminants in Sediments.* U.S. Environmental Protection Agency, Office of Water, Regulation and Standards, Criteria and Standards Division, Washington, DC. pp. 80. EPA 440/4-87-010.

Media in which methods can be used: ☐ **Water** ☑ **Sediment** ☐ **Biota**

Keywords: **Sediment quality, sampling, QA/QC, total organic carbon, organics, PAHs, PCBs, pesticides**

Abstract

This report describes recommended procedures for collecting sediment samples and for measuring the concentration of nonpolar organic contaminants, organic carbon, and sediment dry weight. Sample preparation and preservation techniques are also recommended. Pre-collection activities of detailed sampling plan preparation and QA/QC plan preparation are addressed, as are the selection of appropriate sampling equipment and sample station positioning methods.

The procedures for analysis of semi-volatile organics are adapted from NOAA and EPA methods. Where the recommended extraction, cleanup, and analysis methods differ from established methods, explanation are given as to the advantages of the approach.
[copied from document]

Contact: (202) 260-6582

TABLE OF CONTENTS

1 INTRODUCTION

2 DESCRIPTION OF APPROACH FOR ESTABLISHING SEDIMENT QUALITY CRITERIA

3 SAMPLE COLLECTION, PRESERVATION, AND ANALYTICAL METHODS
- Sample Collection and Preservation
  - Pre-Collection Planning and Preparation
  - Sample Collection Procedures
  - Sample Preservation and Shipping
- Analytical Procedures
  - Dry Weight Determination
  - Total Organic Carbon Analysis
  - Analysis of Sediments for Semivolatile Priority Pollutants
  - Quality Assurance/Quality Control Procedures
  - Data Reporting

4 DATA CALCULATIONS

5 CONCLUSION

6 REFERENCES

APPENDIX A: METHOD FOR DETERMINING THE DRY WEIGHT OF A SEDIMENT SAMPLE

APPENDIX B: METHOD FOR DETERMINING THE TOTAL ORGANIC CARBON CONTENT OF A SEDIMENT SAMPLE

APPENDIX C: SEDIMENT DEWATERING AND EXTRACTION

APPENDIX D: METHODS FOR SULFUR CLEANUP OF EXTRACTS

U.S. EPA. 1987. ***Quality Assurance/Quality Control (QA/QC) for 301(h) Monitoring Programs: Guidance on Field and Laboratory Methods.*** **U.S. Environmental Protection Agency, Office of Marine and Estuarine Protection, Washington, DC. EPA 430/9-86-004. (NTIS: PB87-221164).**

Media in which methods can be used: ☑ **Water** ☑ **Sediment** ☑ **Biota**

Keywords: **Water quality, sediment quality, biological characterization, sampling, QA/QC, flow, dissolved oxygen, pH, salinity, total solids, turbidity, grain size, organics, inorganics, nutrients, metals, pesticides, oxygen demand, chlorophyll, population/ community, bioaccumulation, pathogenic organisms**

Abstract

This manual was prepared by EPA's Marine Operations Division, Office of Marine and Estuarine Protection in response to requests from EPA Regional Offices and coastal municipalities with sewage treatment plants discharging into estuarine and marine coastal waters. Under regulations implementing Section 301(h) of the Clean Water Act, municipalities are required to conduct monitoring programs to evaluate the impact of their discharge on marine biota, to demonstrate compliance with applicable water quality standards, and to measure toxic substances in the discharge. The collection and analysis of high quality data require that specific, established quality assurance and quality control (QA/QC) protocols be adhered to in each of these major monitoring programs.

QA/QC procedures are included in this document for environmental variables that may be measured in effluent, receiving water, sediment, and organism tissues sampled during 301(h) monitoring programs. Quality assurance and quality control procedures are provided for sample collection, field sample handling, and laboratory processing to implement specific monitoring program requirements provided in the 301(h) modified NPDES permit.

The information provided herein will be useful to U.S. EPA monitoring program reviewers, permit writer, permittees, and other organizations involved in performing nearshore monitoring studies. As the monitoring variables included in this document are commonly used in many marine and estuarine monitoring programs, the guidance provided herein has broad applicability beyond the 301(h) program.
[extracted from document]

Contact: (202) 260-8448

TABLE OF CONTENTS

1 INTRODUCTION

2 EFFLUENT MONITORING
- General Methods
  - Sampling Preparation
  - Sampling Procedures
  - Sample Handling
    - Field Procedures
    - Sample Shipment
    - Laboratory Procedures

3 EFFLUENT ANALYSES
- Flow
- pH
- Temperature
- Turbidity
- Total Suspended Solids
- Settleable Solids
- Floating Particulates
- Dissolved Oxygen (Winkler Method)
- Dissolved Oxygen (Probe Method)
- Biochemical Oxygen Demand (BOD)
- Total Chlorine Residual
- Oil and Grease
- Nitrogen (Ammonia)
- Nitrogen (Total Kjeldahl)
- Nitrogen (Nitrate-Nitrite)
- Phosphorus (Total)
- Priority Pollutant Metals
- Priority Pollutant Organic Compounds
- Total and Fecal Coliform Bacteria
- Enterococcus Bacteria

4 MONITORING THE RECEIVING ENVIRONMENT
- General Methods
  - Sampling Preparation
  - Sampling Procedures
    - Station Location
    - Water Sampling
    - Grab Sampling
    - Trawl Sampling

Sampling Handling
- Field Procedures
- Sample Shipment
- Laboratory Procedures

Shipboard Laboratory Analyses

5 RECEIVING WATER ANALYSES
- pH
- Salinity
- Temperature
- Color
- Transparency
- Turbidity
- Total Suspended Solids
- Settleable Solids
- Floating Particulates
- Dissolved Oxygen (Winkler Method)
- Dissolved Oxygen (Probe Method)
- Biochemical Oxygen Demand (BOD)
- Oil and Grease
- Nitrogen (Ammonia)
- Nitrogen (Total Kjeldahl)
- Nitrogen (Nitrate-Nitrite)
- Phosphorus (Total)
- Total and Fecal Coliform Bacteria
- Enterococcus Bacteria
- Chlorophyll a
- Phytoplankton

6 SEDIMENT/INFAUNA ANALYSES
- Grain Size
- Total Solids/Water Content
- Total Volatile Solids (TVS)
- Total Organic Carbon (TOC)
- Biochemical Oxygen Demand (BOD)
- Chemical Oxygen Demand (COD)
- Oil and Grease
- Sulfides (Total and Water Soluble)
- Priority Pollutant Metals
- Priority Pollutant Organic Compounds
- Infauna

6 BIOACCUMULATION/TRAWL ANALYSES
Priority Pollutant Metals
Priority Pollutant Organic Compounds
Demersal Fishes and Megainvertebrates

REFERENCES

GLOSSARY

APPENDIX A RECOMMENDED METHODS FOR METALS IN EFFLUENT

APPENDIX B RECOMMENDED METHODS FOR ORGANIC COMPOUNDS IN EFFLUENT

U.S. EPA. 1987. *Recommended Biological Indices for 301(h) Monitoring Programs.* Prepared for U.S. Environmental Protection Agency, Marine Operations Division, Office of Marine and Estuarine Protection, Washington, DC. pp. 17. EPA 43019-86-002. (NTIS: PB87-221560).

Media in which methods can be used: ☐ **Water** ☐ **Sediment** ☑ **Biota**

Keywords: **Biological characterization, population/community, data analysis/management**

Abstract

The 301(h) regulations require dischargers to conduct periodic surveys of those biological communities that are most likely to be affected by the modified discharge. The data from these surveys are used to compare biological conditions in the vicinity of the discharge with biological conditions in reference areas. One approach to making such comparisons involves the use of biological indices that reduce complex data sets into simple numerical relationships. There are numerous diversity, biotic, and similarity indices with which such comparisons may be made.

The purpose of this document is to develop recommendations of those indices that should be used in the interpretation of 301(h) biological monitoring data. The recommended indices are not intended to fully describe biological communities. Rather, they are intended to provide one approach in the overall assessment of compliance with the 301(h) biological criteria. Other indices may be included in individual monitoring programs to better characterize community structure, or to provide data relevant to specific biological conditions of concern. Key issues upon which various indices are often judged include:

- biological meaning
- ease of interpretation
- sensitivity to community changes caused by pollutant impacts

Each of these criteria was considered by Tetra Tech, Inc. and U.S. EPA Office of Research and Development in developing the recommendations contained herein.
[extracted from document]

Contact: (202) 260-8448

TABLE OF CONTENTS

THIS 17 PAGE DOCUMENT DOES NOT CONTAIN
A TABLE OF CONTENTS OR SECTION HEADINGS

U.S. EPA. 1988. ***Guide for Preparation of Quality Assurance Project Plans for the National Estuary Program - Interim Final.*** **U.S. Environmental Protection Agency, Office of Water, Office of Marine and Estuarine Protection, Washington, DC. EPA 556/2-88-001.**

Media in which methods can be used: ☑ **Water** ☑ **Sediment** ☑ **Biota**

Keywords: **Water quality, sediment quality, biological characterization, sampling, QA/QC, toxicity/bioassay, bioaccumulation, data analysis**

Abstract

The U.S. Environmental Protection Agency (EPA) requires participation by all Regional offices, Program offices, Laboratories, and States in a centrally managed Quality Assurance Program (Administrator's memorandum, May 30, 1979). This EPA policy for quality assurance includes all monitoring and measurement efforts mandated by or supported by EPA and therefore includes all research activities carried out under the National Estuary Program.

QA project plans for the National Estuary Program are written according to a format prescribed by EPA (1984) in OWRS QA-1, "Guidance for the Preparation of Combined Work/Quality Assurance Project Plans for Environmental Monitoring." The format described in OWRS QA-1 is designed to incorporate all information that will be necessary to conduct the research project and to eliminate the need for multiple documents, such as standard work plans and QA project plans.

This document presents guidance for completing the elements of a QA project plan specified by OWRS QA-1. Its format and philosophy are identical to OWRS QA-1, but the guidance and examples are extended to encompass the multifaceted research and monitoring conducted for and required by the National Estuary Program. The guidance presented in this document includes examples from projects similar to those that have been conducted under Comprehensive Estuarine Management – Pollution and Abatement (66.456, 40 CFR 29), commonly known as the "Bays Program."
[extracted from document]

Contact: (202) 260-7786

TABLE OF CONTENTS

1 BACKGROUND AND INTRODUCTION

2 QA PROJECT PLAN GUIDE
- Cover Page
- Table of Contents
- Project Elements
  - Project Name
  - Project Requested By
  - Date of Request
  - Date of Project Initiation
  - Project Officer
  - Quality Assurance Officer
  - Project Description
    - Objective and Scope Statement
    - Data Usage
    - Design and Rationale
    - Monitoring Parameters and Collection Frequency
    - Parameter Table
  - Project Fiscal Information
  - Schedule of Tasks and Products
  - Project Organization and Responsibility
  - Data Quality Requirements and Assessments
    - Precision
    - Accuracy
    - Representativeness
    - Comparability
    - Completeness
  - Sampling and Laboratory Procedures
  - Sample Custody Procedures
  - Calibration Procedures and Preventive Maintenance

U.S. EPA. 1988. ***Short-Term Methods for Estimating the Chronic Toxicity of Effluents and Receiving Waters to Marine and Estuarine Organisms.*** **Edited by C. I. Weber et al. U.S. Environmental Protection Agency, Office of Research and Development, Environmental Monitoring and Support Laboratory, Cincinnati, OH. EPA-600/4-87/028. (NTIS: PB89-220503).**

Media in which methods can be used: ☑ **Water** ☐ **Sediment** ☐ **Biota**

Keywords: **Water quality, toxicity/bioassay, data analysis/management, QA/QC**

Abstract

This manual describes six short-term (one-hour to nine-day) methods for estimating the chronic toxicity of effluents and receiving waters to five species:

- sheepshead minnow, *Cyprinodon variegatus*
- inland silverside, *Menidia beryllina*
- mysid, *Mysidopsis bahia*
- sea urchin, *Arbacia punctulata*
- red macroalga, *Champia parvula*

This manual is intended to serve as a companion to the freshwater and marine acute toxicity test manual (EPA-600/4-85-013) and the freshwater chronic toxicity test manual (EPA-600/4-85-014) published earlier by the Environmental Monitoring and Support Laboratory - Cincinnati (EMSL-Cincinnati) for use in the National Pollutant Discharge Elimination System (NPDES). These three toxicity test manuals have been prepared to assist the Agency in meeting the goals of the Federal Water Pollution Control Act Amendments of 1977, the Clean Water Act (CWA) of 1977 (PL 95-217), and the Water Quality Act of 1987, which were enacted to restore and maintain the chemical, physical, and biological integrity of the Nation's waters (Section 101[a]), and contained specific or implied requirements for the collection of biomonitoring data in at least 15 sections.

Four of the methods incorporate the chronic end points of growth or reproduction (or both) in addition to lethality. The sheepshead minnow 9-day embryo-larval survival and teratogenicity test incorporates teratogenic effects in addition to lethality. The sea urchin sperm cell test used fertilization as an end point and has the advantage of an extremely short exposure period (1 hour and 20 minutes).

These methods were developed to provide the most favorable cost-benefit relationship possible, and are intended for use in effluent toxicity test performed on-site, where time is very costly, and for toxicity tests with effluent samples shipped off-site to distant laboratories, requiring that the volume of waste shipped be kept to a minimum.

Also included are guidelines on laboratory safety, quality assurance, facilities and equipment, dilution water, effluent sampling and holding, data analysis, report preparation, and organism culturing and handling. Listings of computer programs for Dunnett's Procedures and Probit Analysis are provided in the Appendix.
[copied from document]

Contact: (513) 569-7369

TABLE OF CONTENTS

1 INTRODUCTION

2 SHORT-TERM METHODS FOR ESTIMATING CHRONIC TOXICITY

3 HEALTH AND SAFETY

4 QUALITY ASSURANCE

5 FACILITIES AND EQUIPMENT

6 TEST ORGANISMS

7 DILUTION WATER

8 EFFLUENT AND RECEIVING WATER SAMPLING AND SAMPLE HANDLING

9 CHRONIC TOXICITY TEST END POINTS AND DATA ANALYSIS

10 REPORT PREPARATION

11 SHEEPSHEAD MINNOW *(CYPRINODON VARIEGATUS)* LARVAL SURVIVAL AND GROWTH TEST

12 SHEEPSHEAD MINNOW *(CYPRINODON VARIEGATUS)* EMBRYO-LARVAL SURVIVAL AND TERATOGENICITY TEST

13 INLAND SILVERSIDE *(MENIDIA BERYLLINA)* LARVAL SURVIVAL AND GROWTH TEST

14 MYSID *(MYSIDOPSIS BAHIA)* SURVIVAL, GROWTH, AND FECUNDITY TEST

15 SEA URCHIN *(ARBACIA PUNCTULATA)* FERTILIZATION TEST

16 ALGAL *(CHAMPIA PARVULA)* REPRODUCTION TEST

SELECTED REFERENCES

APPENDIX A: INDEPENDENCE, RANDOMIZATION, AND OUTLIERS

APPENDIX B: VALIDATING NORMALITY AND HOMOGENEITY OF VARIANCE ASSUMPTIONS

APPENDIX C: DUNNETT'S PROCEDURE

APPENDIX D: BONFERRONI'S T-TEST

APPENDIX E: STEEL'S MANY-ONE RANK TEST

APPENDIX F: WILCOXON RANK SUM TEST

APPENDIX G: PROBIT ANALYSIS

U.S. EPA. 1989. *Compendium of Methods for Marine and Estuarine Environmental Studies.* U.S. Environmental Protection Agency, Office of Water, Office of Marine and Estuarine Protection, Washington, DC. EPA 503/2-89/001. (NTIS: PB93-202570).

Media in which methods can be used: ☑ **Water** ☐ **Sediment** ☐ **Biota**

Keywords: **Water quality, nutrients, chlorophyll**

Abstract

This document represents a prototype for a compendium of methods recommended by the U.S. Environmental Protection Agency (EPA) for use in estuarine and marine environmental studies, and in designing and implementing marine monitoring programs.

The compendium is intended to be part of a cooperative sharing of methods among federal agencies, including EPA's Office of Marine and Estuarine Protection, Regional EPA Offices, EPA research laboratories, the U.S. Army Corps of Engineers, the National Oceanic and Atmospheric Administration, and the National Bureau of Standards.

In order to meet the immediate needs of the agencies, a candidate parameter -- nutrients in seawater -- was selected as the focus for the prototype compendium. This parameter was chosen because nutrients are a major concern in nearly all estuaries, and analysis of nutrients is often a problem due to the lack of validated methods. Therefore, this initial version of the compendium consists of selected methods for the analysis of nutrients; in particular, nitrogen, phosphorus, and chlorophyll.

The compendium of methods, when completed, would be available to investigators in both hardcopy and on-line format.
[extracted from document]

TABLE OF CONTENTS

GENERAL INFORMATION

1 BACKGROUND

2 FORMAT FOR COMPENDIUM OF METHODS
- Sampling Methods Section
- Analytical Methods Section

3 FORMAT FOR PRESENTATION OF METHODS

4 REFERENCES

SAMPLING METHODS (IN PREPARATION)

1 WATER SAMPLERS

2 SEDIMENT SAMPLERS

3 BIOLOGICAL SAMPLERS

4 AIR SAMPLERS

ANALYTICAL METHODS	METHOD NO.
1 WATER	
Marine and Estuarine Seawater	
Physical Characteristics (in preparation)	
Water Quality/Biochemical Parameters (in preparation)	
Organic Compounds (in preparation)	
Inorganic Compounds	
Trace Metals (in preparation)	
Nutrients	
NITROGEN	
Colorimetric Automated Phenate Method for Ammonia Nitrogen	A-NITROGEN-1
Automated Phenate Method for the Determination of Ammonia Nitrogen	A-NITROGEN-2
Automated Method for the Determination of Ammonia Nitrogen	A-NITROGEN-3
Manual Method for the Determination of Ammonia Nitrogen	A-NITROGEN-4

Colorimetric, Semi-Automated, Block Digestor Method for the Determination of Total Kjeldahl Nitrogen	A-NITROGEN-5
Semi-Automated Method for the Determination of Total Kjeldahl Nitrogen	A-NITROGEN-6
Manual Method for the Determination of Total Kjeldahl Nitrogen	A-NITROGEN-7
Colorimetric, Automated, Cadmium Reduction Method for Nitrate-Nitrite Nitrogen	A-NITROGEN-8
Automated Method for the Determination of Nitrate Plus Nitrite Nitrogen	A-NITROGEN-9
Automated Method for the Determination of Nitrite Nitrogen	A-NITROGEN-10
Manual Method for the Determination of Nitrite Nitrogen	A-NITROGEN-11
Manual Method for the Determination of Nitrate Nitrogen	A-NITROGEN-12
Determination of Ammonium Nitrogen	A-NITROGEN-13
Determination of Nitrite Nitrogen	A-NITROGEN-14
Determination of Nitrate Plus Nitrite Nitrogen	A-NITROGEN-15
Determination of Kjeldahl Nitrogen	A-NITROGEN-16
Determination of Ammonia	A-NITROGEN-17
Determination of Ammonia Plus Amino Acids	A-NITROGEN-18
Determination of Reactive Nitrite	A-NITROGEN-20
Determination of Soluble Organic Nitrogen, Kjeldahl Digestion	A-NITROGEN-21
Determination of Soluble Organic Nitrogen by Ultraviolet Oxidation	A-NITROGEN-22
Distillation Method for the Determination of Ammonia Nitrogen	A-NITROGEN-23
Potentiometric Method for the Determination of Ammonia Nitrogen	A-NITROGEN-24
Colorimetric, Automated Phenate Method for the Determination of Total Kjeldahl Nitrogen	A-NITROGEN-25
PHOSPHORUS	
Colorimetric, Automated, Block Digestor Method for the Determination of Total Phosphorus	A-PHOS-1
Colorimetric, Automated, Ascorbic Acid Method	A-PHOS-2
Automated Method for the Determination of Phosphorus	A-PHOS-3
Manual Method for the Determination of Phosphorus	A-PHOS-4
Determination of Orthophosphate	A-PHOS-5
CHLOROPHYLL	
Fluorometric Determination of Chlorophyll a	A-CHLOR-1
Spectrophotometric Determination of Chlorophylls and Total Carotenoids	A-CHLOR-2

Determination of Chlorophyll c A-CHLOR-3
Spectrophotometric Determination of Chlorophyll c A-CHLOR-4
Bacteria, Viruses, and Parasites (in preparation)
Toxicity Tests (in preparation)
Biological Communities (in preparation)
Radioactivity (in preparation)
Floatable Materials (in preparation)

Marine and Estuarine Sea-Surface Microlayer (in preparation)
Precipitation (in preparation)
Sediment Interstitial Water (in preparation)

2 SEDIMENT (IN PREPARATION)

3 TISSUE (IN PREPARATION)

4 AIR (IN PREPARATION)

5 WASTE (IN PREPARATION)

U.S. EPA. 1989. ***Guidance Manual: Bedded Sediment Bioaccumulation Tests.*** **U.S. Environmental Protection Agency, Bioaccumulation Team, Pacific Ecosystems Branch, Environmental Research Laboratory, Newport, OR. pp. 232. EPA/600/X-89/302. ERLN-N111.**

Media in which methods can be used: ☐ **Water** ☑ **Sediment** ☐ **Biota**

Keywords: **Sediment quality, bioaccumulation, sampling, grain size, total solids, organic carbon, data analysis/management**

Abstract

Bioaccumulation tests with bedded sediments are the most direct method of deriving tissue residue data required for evaluation of dredge materials and for quantitative ecological and human risk assessments. Bioaccumulation tests are also an important experiment tool for identifying the factors regulating the bioavailability of sediment-associated pollutants and to test various Sediment Quality Criteria approaches. However, the procedures for conducting such tests have not been standardized, making it difficult to compare studies. This manual gives detailed guidance on how to conduct "routine" bedded sediment bioaccumulation tests with marine or estuarine deposit-feeding organisms. All phases of the process are covered, from formation of the experimental design, through the actual exposures to statistical analysis and interpretation of the results.

Because the interpretation of tissue residue data is often relative to "control" and "reference" sites, the acceptability of such sites is considered. The importance of an appropriate experimental design, including sufficient statistical power and replication, is stressed. Methods to avoid or reduce "pseudoreplication", a common statistical problem in toxicity tests, are also discussed. Techniques for conducting long-term exposures (>28 days) and kinetic approaches based on uptake and depuration rates are also presented for cases when more accurate estimates of steady-state tissue residues are required.

Sediment collection and preparation, including spiking techniques, are discussed as are techniques for collecting and maintaining test species in the laboratory. Based on a number of criteria, including a required criterion for sediment-ingestion, five species are recommended as suitable for routine testing. Another eight species are identified as potential "secondary" species. The water quality and sediment requirements for exposure chambers are discussed, and in most cases, these requirements can be achieved with relatively simple static or flow-through systems. Specific sampling schedules and techniques are given for the routine 28-day exposures. To allow comparisons among studies, we recommend the Bligh-Dyer method as the standard lipid technique, or, if another lipid method is used, to intercompare with Bligh-Dyer.

The statistical analysis of the data is discussed, and the use of one-tailed tests is recommended when comparing a test tissue residue(s) to reference or control tissue residue(s), as would commonly be the case when testing for "no further degradation". Besides the "no further degradation" approach, other regulatory strategies for using tissue residue data are presented.
[copied from document]

Contact: (503) 867-5000

TABLE OF CONTENTS

1 INTRODUCTION

2 CONTROL VERSUS REFERENCE SEDIMENT
- Definition of Control and Reference Sediment
- Criteria for Control and Reference Sediments
- Standard Reference Sediment

3 PRINCIPALS OF EXPERIMENTAL DESIGN
- Objectives and Definitions
- Hypotheses Testing
- Replication
- Randomization
- Pseudoreplication
- Avoiding or Reducing Pseudoreplication
- Compositing Samples

4 TEST DURATION AND SAMPLING SCHEDULES
- Standard 28-Day Bioaccumulation Test
- Long-Term Uptake Tests
- Estimating Steady-State Tissue Residues from Uptake and Depuration Rates

5 SEDIMENT COLLECTION, HOMOGENIZATION, MANIPULATION, AND STORAGE
- Sediment Collection and Transport
- Sediment Spiking and Manipulation
- Laboratory Sediment Storage
- Sediment Preparation and Homogenization

6 SEDIMENT CHARACTERIZATION
- Grain Size
- Total Solids Content
- Organic Carbon
- Additional Sediment Characteristics
- Interstitial Water

U.S. EPA. 1989. *Methods Manual for Perdido Bay Citizens Monitoring Program.* U.S. Environmental Protection Agency, Office of Research and Development, Environmental Research Laboratory, Gulf Breeze, FL. pp. 28. EPA/600/4-89/030. (NTIS: PB89-224927).

Media in which methods can be used: ☑ **Water** ☐ **Sediment** ☐ **Biota**

Keywords: **Water quality, volunteer monitoring, sampling**

Abstract

Citizen monitoring programs have become an important mechanism to involve citizens in environmental decision-making processes and provide data that are often otherwise unavailable to environmental managers. This Methods Manual and its companion quality assurance/quality control plan were developed in response to a request made by the Friends of Perdido Bay, Inc. (FPB). This document is part of the Gulf Breeze Laboratory's effort to support regional and local technology transfer efforts in addition to direct research activities.

The FPB plan to implement a citizens' volunteer monitoring project includes water quality and weather-based data. The monitoring and other activities of the FPB form an important component of the Agency's Perdido Bay Cooperative Management Project (PBCMP). The PBCMP is a pilot project of the Agency's Near Coastal Waters Initiative and the pilot project is geographically within the Agency's Gulf of Mexico Program. Thus, data obtained by the citizens volunteer monitoring project will be of interest to the local community and to various levels within the Agency.

This manual contains standard operating procedures (SOPs) for the measurement of dissolved oxygen (DO), Secchi disk, a measure of light penetration, temperature, and salinity.
[extracted from document]

Contact: (904) 934-9200

TABLE OF CONTENTS

1 INTRODUCTION

2 PROTOCOL FOR DISSOLVED OXYGEN
- Use
- Operating Instructions

3 STANDARD OPERATING PROCEDURE LIGHT PENETRATION
- Secchi Disk
- Temperature
- Salinity
  - La Motte Chemical Titration Kit
  - VSI Model 33 Salinity, Conductivity and Temperature Meter

APPENDIX A: DISSOLVED OXYGEN

APPENDIX B: SECCHI DISK

APPENDIX C: FIELD DATA SHEETS

U.S. EPA. 1989. *QA/QC Plan for Perdido Bay Florida-Alabama Citizens Monitoring Program.* U.S. Environmental Protection Agency, Office of Research and Development, Environmental Research Laboratory, Gulf Breeze, FL. pp. 17.

Media in which methods can be used: ☑ **Water** ☐ **Sediment** ☐ **Biota**

Keywords: **Water quality, volunteer monitoring, QA/QC, sampling**

Abstract

This document provides quality assurance objectives for the planned and opportunistic sampling of water and meteorological variables of the Perdido Bay system and its tributaries by volunteers under the Citizens Monitoring Programs. Water quality parameters include Secchi disk, dissolved oxygen, temperature, salinity, and water level ("tide"). Meterologic parameters include: air, and water temperature, wind speed and direction, and rainfall. A comprehensive quality assurance methodology is presented to address all aspects of the volunteer monitoring effort. This covers specific sampling procedures, data validation, and quality control checks.
[extracted from document]

Contact: (904) 934-9200

TABLE OF CONTENTS

1 PROJECT DESCRIPTION

2 PROJECT ORGANIZATION AND RESPONSIBILITY

3 QA OBJECTIVES FOR THE MEASUREMENT OF DATA

4 SAMPLING PROCEDURES

5 SAMPLE CUSTODY

6 FIELD SAMPLING OPERATIONS

7 CALIBRATION PROCEDURES AND FREQUENCY

8 ANALYTICAL PROCEDURES

9 DATA REDUCTION, VALIDATION, AND REPORTING

10 FIELD AND LABORATORY QUALITY CONTROL CHECKS

11 PERFORMANCE AND SYSTEM AUDITS

12 PREVENTIVE MAINTENANCE

13 SPECIFIC ROUTINE PROCEDURES USED TO ASSESS DATA PRECISION, ACCURACY, AND COMPLETENESS

14 CORRECTIVE ACTION

15 QUALITY ASSURANCE REPORTS TO MANAGEMENT

U.S. EPA. 1989. *Rapid Bioassessment Protocols for Use in Streams and Rivers.* U.S. Environmental Protection Agency, Office of Water Assessment and Watershed Protection Division. pp. 185. EPA/444/4-89-001.

Media in which methods can be used: ☑ **Water** ☐ **Sediment** ☑ **Biota**

Keywords: **Biological characterization, water quality, sampling, population/community**

Abstract

The primary purpose of this document is to provide States with a practical technical reference for conducting cost-effective biological assessments of lotic systems. The protocols presented are not necessarily intended to replace those already in use by State agencies. Instead, they provide options for agencies that wish to implement rapid biological assessment techniques. Three macroinvertebrate and two fish protocols are presented: benthic Rapid Bioassessment Protocol I (RBP I) and fish Rapid Bioassessment Protocol IV (RBP IV) are cost-effective screening procedures that provide some supporting data; benthic Rapid Bioassessment Protocol II (RBP II) can help set priorities for more intensive evaluations; and benthic Rapid Bioassessment Protocol III (RBP III) and fish Rapid Bioassessment Protocol V (RBP V) are progressively more rigorous and provide more confirmational data, but also require more resources. The choice of a particular protocol should depend on the purpose of the bioassessment, the need to document conclusions with confirmational data, the degree of discrimination desired, and available resources. Although the benthic protocols were designed and tested in wadable freshwater streams rather than large rivers (or lakes, estuaries, or marine systems), the fundamental approach should be applicable to large freshwater rivers as well. The fish protocols were validated in freshwater streams and large rivers and are applicable to both.

The rapid bioassessment protocols can also be applied to other areas, for example:

- characterizing the existence and severity of use impairment
- helping to identify sources and causes of use impairment
- evaluating the effectiveness of control actions
- supporting use attainability studies
- characterizing regional biotic components

[extracted from document]

Contact: (202) 260-7040

TABLE OF CONTENTS

1 INTRODUCTION
- Purpose of this Document
- Development of this Document
- A Framework for Implementing the Rapid Bioassessment Protocols

2 THE CONCEPT OF BIOMONITORING
- Biosurveys, Bioassays, and Chemical Monitoring
- Use of Different Taxonomic Groups in Biosurveys
- Station Siting
- Importance of Habitat Assessment
- The Ecoregion Concept
- Data Management and Analysis
  - Integration into BIOS
  - Computerizing Field Data for Calculation of the Metrics
- Benthic Community Considerations
  - Seasonality for Benthic Collections
  - Benthic Sampling Methodology
    - Natural and Artificial Substrates
    - Single and Multiple Habitat Sampling
    - Sampling Coarse Particulate Organic Material (CPOM)
  - Benthic Sample Processing and Enumeration
  - Benthic Environmental Tolerance Characterizations
- Fish Community Considerations
  - Seasonality for Fish Collections
  - Fish Sampling Methodology
    - Use of Electrofishing, Seining, and Rotenoning
    - Sampling Representative Habitat
  - Fish Sample Processing and Enumeration
  - Fish Environmental Tolerance Characterizations

3 OVERVIEWS OF PROTOCOLS AND SUMMARY OF COMPONENTS
- Summary of the Protocols
- Objectives of the Protocols
- Level of Effort and Investigator Expertise

4 QUALITY ASSURANCE/QUALITY CONTROL
- Program Description
- Data Quality Objectives
- Quality Assurance Program Plans and Project Plans
- EPA Responsibilities
- Importance of QA/QC for Rapid Bioassessments

5 HABITAT ASSESSMENT AND PHYSICOCHEMICAL PARAMETERS
- Physical Characteristics and Water Quality
  - Physical Characterization
  - Water Quality
- Habitat Assessment
  - Primary Parameters -- Substrate and Instream Cover
  - Secondary Parameters -- Channel Morphology
  - Tertiary Parameters -- Riparian and Bank Structure

6 BENTHIC MACROINVERTEBRATE BIOSURVEY AND DATA ANALYSIS
- Rapid Bioassessment Protocol I -- Benthic Macroinvertebrates
  - Field Methods
  - Data Analysis Techniques
- Rapid Bioassessment Protocol II -- Benthic Macroinvertebrates
  - Field Methods
    - Sample Collection
    - Sample Sorting and Identification
  - Data Analysis Techniques
- Rapid Bioassessment Protocol III -- Benthic Macroinvertebrates
  - Field Methods
    - Sample Collection
    - Field Processing of the CPOM Sample
  - Lab Methods
    - Sample Sorting and Identification
  - Data Analysis Techniques
- Results of a Pilot Study Conducted on the Ararat and Mitchell Rivers, North Carolina
  - Introduction
  - Methods
    - Field Collections
    - Laboratory Processing
    - Quality Assurance
  - Bioclassification of Stations Based on the North Carolina DEM Protocol
  - Selection of Metrics
  - Comparison of Multihabitat vs. Single Habitat Collections
  - Evaluation of the 100-Organism Subsample
  - Integrated Bioassessment

7 FISH BIOSURVEY AND DATA ANALYSIS
- Rapid Bioassessment Protocol IV -- Fish
  - Design of Fish Assemblage Questionnaire Survey
  - Response Analysis
- Rapid Bioassessment Protocol IV -- Fish

Field Survey Methods
Sample Collection
Sample Processing
Data Analysis Techniques
Description of IBI Metrics
Results of Pilot Studies in Ohio and Oregon
Methods
Results and Interpretation

8 INTEGRATION OF HABITAT, WATER QUALITY, AND BIOSURVEY DATA
The Relationship Between Habitat Quality and Biological Condition
Bioassessment Technique
An Integrated Assessment Approach
Case Study

APPENDIX A: GUIDANCE FOR THE USE OF FIELD AND LABORATORY DATA SETS
Guidance for Header Information
Guidance for Biosurvey Field Data Sheet for Benthic RBPs I, II, and III
Guidance for Impairment Assessment Sheet for Benthic RBPs I, II, III, and V
Guidance for Data Summary Sheet for Benthic RBPs II and III
Guidance for Laboratory Bench Sheet for Benthic RBP III
Guidance for Field Collection Data Sheet for Fish RBP V
Guidance for Data Summary Sheet for Fish RBP V

APPENDIX B: RAPID BIOASSESSMENT SUBSAMPLING METHODS FOR BENTHIC PROTOCOLS I AND III (100-ORGANISM COUNT TECHNIQUE)
Rapid Bioassessment Subsampling Methods for Protocol II
Rapid Bioassessment Subsampling Methods for Protocol III

APPENDIX C: FAMILY AND SPECIES-LEVEL MACROINVERTEBRATE TOLERANCE CLASSIFICATIONS
Family-Level Tolerance Classification
Genus/Species-Level Tolerance Classification
References for Determining Family and Species-Level Tolerance Classifications
A Partial Listing of Agencies that Have Developed Tolerance Classifications and/or Biotic Indices

APPENDIX D: TOLERANCE, TROPHIC GUILDS, AND ORIGINS OF SELECTED FISH SPECIES
Species-Level Fish Tolerance, Trophic, and Origin Classifications
Selected References for Determining Fish Tolerance, Trophic, Reproductive, and Origin Classifications
Agencies Currently Using or Evaluating Use of the IBI for Water Quality Investigations

U.S. EPA. 1989. *Short-Term Methods for Estimating the Chronic Toxicity of Effluents and Receiving Waters to Freshwater Organisms, 2nd Ed.* Edited by C. I. Weber et al. U.S. Environmental Protection Agency; Office of Research and Development; Office of Modeling, Monitoring Systems, and Quality Assurance; Environmental Monitoring Systems Laboratory, Cincinnati, OH. EPA/600/4-89/001. (NTIS PB89-207013).

Media in which methods can be used: ☑ **Water** ☐ **Sediment** ☐ **Biota**

Keywords: **Water quality, toxicity/bioassay, data analysis/management, QA/QC**

Abstract

This manual described short-term (four- to seven-day) methods for estimating the chronic toxicity effluents and receiving waters. The four short term tests described in this manual are for use in the NPDES Program to estimate one or more of the following:

- the chronic toxicity of effluents collected at the end of the discharge pipe
- the chronic toxicity of effluents collected at the end of the discharge pipe consisting of non-toxic receiving water collected upstream from or outside the influence of the outfall, or with other uncontaminated surface water or standard dilution water having approximately the same hardness as the receiving water
- the toxicity of receiving water downstream from or within the influence of the outfall
- the effects of multiple discharges on the quality of the receiving water

The tests may also be useful in developing site-specific water quality criteria. These methods were developed to provide the most favorable cost-benefit relationship possible, and are intended for use in effluent toxicity tests performed on-site or off-site. The tests include:

- a seven-day, sub-chronic, fathead minnow *(Pimephales promelas)*, static renewal, larval survival, and growth test
- a three-brood, seven-day, chronic, cladoceran *(Ceriodaphnia dubia)*, static renewal, survival, and reproduction test
- a seven-day, sub-chronic, fathead minnow *(Pimephales promelas)*, static renewal, embryo-larval survival, and teratogenicity test
- a four-day, chronic, algal, *(Selenastrum capricornutum)*, static, growth test

Also included are guidelines on laboratory safety, quality assurance, facilities and equipment, dilution water, effluent sampling and holding, data analysis, report preparation, and organism culturing and handling. Supplementary information on statistical techniques for test design and analysis of toxicity test data is provided in the Appendices.
[copied from document]

Contact: (513) 569-7369

TABLE OF CONTENTS

1 INTRODUCTION

2 CHRONIC TOXICITY TEST END POINTS AND DATA ANALYSIS

3 HEALTH AND SAFETY

4 QUALITY ASSURANCE

5 FACILITIES AND EQUIPMENT

6 TEST ORGANISMS

7 DILUTION WATER

8 EFFLUENT AND RECEIVING WATER SAMPLING AND SAMPLE HANDLING

9 REPORT PREPARATION

10 FATHEAD MINNOW *(PIMEPHALES PROMELAS)* LARVAL SURVIVAL AND GROWTH TEST

11 FATHEAD MINNOW *(PIMEPHALES PROMELAS)* EMBRYO-LARVAL SURVIVAL AND TERATOGENICITY TEST

12 CLADOCERAN *(CERIODAPHNIA DUBIA)* SURVIVAL AND REPRODUCTION TEST

13 ALGAL *(SELENASTRUM CAPRICORNUTUM)* GROWTH TEST

SELECTED REFERENCES

APPENDIX A: INDEPENDENCE, RANDOMIZATION, AND OUTLIERS

APPENDIX B: VALIDATING NORMALITY AND HOMOGENEITY OF VARIANCE ASSUMPTIONS

APPENDIX C: DUNNETT'S PROCEDURE

APPENDIX D: BONFERRONI'S T-TEST

APPENDIX E: STEEL'S MANY-ONE RANK TEST

APPENDIX F: WILCOXON RANK SUM TEST

APPENDIX G: FISHER'S EXACT TEST

APPENDIX H: TOXICITY SCREENING TEST - COMPARISON OF CONTROL WITH 100% EFFLUENT OR INSTREAM WASTE CONCENTRATION

APPENDIX I: PROBIT ANALYSIS

U.S. EPA. 1990. ***Analytical Procedures and Quality Assurance Plan for the Determination of PCDD/ PCDF in Fish.*** **U.S. EPA, Office of Research and Development, Environmental Research Laboratory, Duluth, MN. EPA 600/3-90-022.**

Media in which methods can be used: ☐ **Water** ☐ **Sediment** ☑ **Biota**

Keywords: **Biological characterization, bioaccumulation, sampling, tissue analysis, organics, QA/QC**

Abstract

This document describes the analytical methods used for the determination of the level of contamination of 15 biosignificant polychlorinated dibenzo-p-dioxins and dibenzofurans in fish. These analyses are limited by lack of analytical standards: however, isomer specificity may be determined using specially developed standards. Concentrations are determined based on the assumption that the results for the molecular ion of all isomers in a class is equal to the response observed for the isomer for which standards have been developed.

The target minimum levels of detection for specific PCDD/PCDF isomers are:

TCDD, TCDF	1 pg/g
PeCDD, PeCDF	2 pg/g
HxCDD, HxCDF	4 pg/g
HpCDD, HpCDF	10 pg/g

This document is meant to be only a guideline for analyses and the procedures may be modified as needed to satisfactorily analyze any sample.
[extracted from document]

Contact: (218) 720-5500

TABLE OF CONTENTS

1 INTRODUCTION

2 SAMPLE PREPARATION
- Grinding
- Extraction
- Percent Lipid Determination
- Anthropogenic Chemical Isolation
- Florisil Chromatography
- PCDD/PCDF Isolation

3 REAGENTS AND STANDARDS
- Reagents
- Standards

4 INSTRUMENTAL PARAMETERS

5 QUALITY ASSURANCE/QUALITY CONTROL
- General Procedures of Operation
- Instrumental Quality Control
- Evaluation of Data
  - Accuracy
  - Precision
  - Signal Quality Assurance Requirements
  - Polar Gas Chromatographic Confirmation Analysis
- Quality Assurance Problems and Corrective Actions

6 QUANTIFICATION PROCEDURES
- Initial and Daily Calibration of the HRMS
- Signal Quality
- Quantification of PCDD/PCDF
- Method Efficiency
- Integration of Automated Data Processing and Quality Assurance

U.S. EPA. 1990. ***Analytical Procedures and Quality Assurance Plan for the Determination of Xenobiotic Chemical Contaminants in Fish.*** **U.S. EPA, Office of Research and Development, Environmental Research Laboratory, Duluth, MN. EPA 600/3-90-023. (NTIS: PB90-192782).**

Media in which methods can be used: ☐ **Water** ☐ **Sediment** ☑ **Biota**

Keywords: **Biological characterization, bioaccumulation, sampling, tissue analysis, organics, PCBs, PAHs, pesticides, QA/QC**

Abstract

This document, developed for Phase II of the USEPA National Dioxin Study, describes the analytical procedures and quality assurance plan for the determination of xenobiotic chemical contaminants in fish. The analytical approach includes:

- a simple sample preparation methodology that produces a single extract that minimizes analytical losses
- a procedure that is cost effective in terms of manpower, chemical reagents, and instrumentation
- a characterization and quantification of a certain set of chemical contaminants
- an identification of unknown contaminants by screening the data

The set of analytes quantified was derived through consideration that included data from previous monitoring efforts, toxicology, persistence, bioavailability potential, total yearly production, and feasibility of analyses. Limits of quantification for the target analytes are 2.5 ppb except for PCBs, whose limits vary as follows:

Level of chlorination:	
1-3	1.25 ppb
4-6	2.50 ppb
7-8	3.75 ppb
9-10	6.25 ppb

[extracted from document]

Contact: (218) 720-5500

TABLE OF CONTENTS

1 INTRODUCTION

2 PREPARATION OF SAMPLE EXTRACT
- Sampling Handling Methodology
  - Shipment of Samples to ERL-Duluth
  - Sample Logging and Coding Procedures
  - Tissue Preparation and Storage Procedures
- Extraction of Tissue Samples
  - Soxhlet Extraction
  - Fortification with Surrogate Standards
  - Fortification with Target Analytes

3 STANDARDS AND REAGENTS

4 ANALYSIS OF EXTRACTS
- Gas Chromatographic Operating Parameters
- Mass Spectrometric Operating Parameters

5 QUALITY ASSURANCE/QUALITY CONTROL PROCEDURES
- General Procedures of Operation
  - Sample Analysis Set
  - Sample Tracking
  - Data Storage
  - Data Review
- Procedures for Analytical Quality Assurance
  - Gas Chromatography - Mass Spectrometry
  - Gas Chromatography
    - Column Resolution
    - Relative Retention Time
  - Mass Spectrometry
    - Sensitivity
    - Spectral Quality
  - Silica Gel Chromatography
- Criteria for Quantitative Analysis
  - Gas Chromatographic Relative Retention Time
  - Analyte Identification Criteria
  - Signal to Noise
  - Relative Response Factor
  - Surrogate Standard Recovery
  - Total Analyte Recovery

Quality Control
Continual Bias Assessment
Continual Precision Assessment
Quality Control Chart

6 QUANTIFICATION OF TARGET ANALYTES
Quantification Procedures
Determination of Minimum Level of Quantification

U.S. EPA. 1990. ***Macroinvertebrate Field and Laboratory Methods for Evaluating the Biological Integrity of Surface Waters.*** **U.S. Environmental Protection Agency, Office of Research and Development, Environmental Monitoring System Laboratory, Cincinnati, OH. pp. 268 EPA/ 600/4-90/030. (NTIS: PB91-171363).**

Media in which methods can be used: ☑ **Water** ☐ **Sediment** ☑ **Biota**

Keywords: **Biological characterization, water quality, sampling, data analysis, QA/QC**

Abstract

This manual described guidelines and standardized procedures for using benthic macroinvertebrates in evaluating the biological integrity of surface (fresh, estuarine, and marine) waters. Included are sections on quality assurance and quality control procedures, safety and health recommendations, selection of sampling stations, sampling methods, sample processing, data evaluation, and an extensive taxonomic bibliography of the benthic macroinvertebrate groups. Supplementary information on the pollution tolerance of selected species, examples of macroinvertebrate bench sheets and macroinvertebrate data summary sheets, and a list of equipment and supplies for conducting biomonitoring studies are provided in the Appendices.

The manual is a revision and enlargement of the chapter on macroinvertebrate methods originally published in the document, "Biological Field and Laboratory Methods for Measuring the Quality of Surface Waters and Effluents," Environmental Monitoring Series, U.S. EPA, 1973, EPA-670/4-73-001, and was developed in the Aquatic Biology Branch, Environmental Monitoring Systems Laboratory -- Cincinnati to provide biomonitoring programs with current methods for assessing point and non-point sources of impacts, status and trends water quality monitoring.
[copied from document]

Contact: (513) 569-7562

TABLE OF CONTENTS

1 INTRODUCTION
Literature Cited

2 QUALITY ASSURANCE AND QUALITY CONTROL
Introduction
Data Quality Objectives
Facilities and Equipment
Calibration Documentation and Record Keeping
Qualifications and Training
Standard Operating Procedures
Literature Cited

3 SAFETY AND HEALTH
Introduction
General Precautions
Safety Equipment and Facilities
Field and Laboratory Operations
Disease Prevention
Literature Cited

4 SELECTION OF SAMPLING STATIONS
Introduction
Location of Sampling Stations
Selecting Control Stations
Study Design
Considerations of Abiotic Factors
Literature Cited

5 SAMPLING METHODS
Introduction
Qualitative Sampling
Semi-Quantitative Sampling
Quantitative Sampling
Sampling Devices
Commonly Used Grabs
Stream Net Samplers
Drift Nets
Artificial Substrate Samplers
Coring Devices
Frames
Rapid Bioassessment Protocols

Ohio EPA Invertebrate Community Index Method
Standard Qualitative Collection Method
Miscellaneous Qualitative Devices
Suction Samplers
Photography
Scuba
Brails
Other Mussel Collecting Methods
Literature Cited

6 SAMPLE PROCESSING
Sieving
Preservation and Fixation
Labelling and Record Keeping
Sorting and Subsampling
Preparation of Microscope Slide Mounts
Drying Methods
Organism Identification
Biomass
Literature Cited

7 DATA EVALUATION
Introduction
Analyses of Qualitative Data
Analyses of Semi-Quantitative and Quantitative Data
Rapid Bioassessment Techniques
Community Metrics and Pollution Indicators
Statistical Methods
Literature Cited

8 TAXONOMIC BIBLIOGRAPHY

APPENDIX A: POLLUTION TOLERANCE OF SELECTED MACROINVERTEBRATES

APPENDIX B: HILSENOFF'S FAMILY LEVEL POLLUTION TOLERANCE VALUES FOR AQUATIC ARTHROPODS

APPENDIX C: EXAMPLES OF MACROINVERTEBRATE BENCH SHEETS

APPENDIX D: EXAMPLE OF MACROINVERTEBRATE SUMMARY SHEET

APPENDIX E: LIST OF EQUIPMENT AND SUPPLIES

U.S. EPA. 1990. *Volunteer Water Monitoring: A Guide For State Managers.* U.S. Environmental Protection Agency, Office of Water, Washington, DC. pp. 78. EPA 440/4-90-010. (NTIS: PB93-202596).

Media in which methods can be used: ☑ **Water** ☐ **Sediment** ☐ **Biota**

Keywords: **Water quality, volunteer monitoring**

Abstract

This guide for State regional, and Federal program managers was developed to provide an overview of the use of citizen volunteers in environmental monitoring. Its basic premise is that a well organized, properly maintained volunteer monitoring program can yield credible water quality data that will be useful to the State. To help State program managers launch and manage such a program, this document discusses how to plan and organize projects, how to involve the media, and how to prepare quality assurance plant that will ensure that the data of known quality are produced. In addition, data management considerations and approached to data analysis are discussed, as well as costs and funding issues. Examples drawn from successful existing programs are provided throughout this document.

This guide begins by providing an overview of existing volunteer monitoring efforts and outlines how to plan a program that will produce high quality data. It then discusses steps in implementing a program, from launching a pilot to maintaining volunteer interest. Considerable focus is directed to providing credible, quality-controlled information and analyzing and presenting data provided by volunteers. This guides goes on to discuss costs and funding issues. The appendix describes five successful State-managed or sponsored programs. For further information on additional volunteer monitoring programs refer to the *National Directory of Citizen Volunteer Environmental Monitoring Programs* (U.S. EPA, 1990).

This document does not provide detailed information on specific monitoring methods that might apply to a volunteer effort.
[extracted from document]

Contact: (202) 260-7018

TABLE OF CONTENTS

1 VOLUNTEERS IN WATER MONITORING
- Volunteers Monitor a Variety of Parameters
- Volunteers Monitor All Types of Waters
- Volunteers Can Collect Useful Data

2 PLANNING A VOLUNTEER MONITORING PROGRAM
- Establish General Goals
- Identify Data Uses and Users
- Establish Quality Assurance and Control
- Assign Staff Responsibilities

3 IMPLEMENTING A VOLUNTEER MONITORING PROGRAM
- Establish a Pilot Program
- Expand the Program
- Make the Most of the Media
- Maintain Volunteer Interest and Motivation

4 PROVIDING CREDIBLE INFORMATION
- Prepare a Quality Assurance Project Plan
- Prepare a Data Documentation File
- Analyze and Present Data

5 COSTS AND FUNDING
- Program Expenses
- Comparison of Two State Programs
- Funding Options
- Techniques for Reducing Program Costs

6 REFERENCES

APPENDIX DESCRIPTIONS OF FIVE SUCCESSFUL PROGRAMS
- Illinois Volunteer Lake Monitoring Program
- Kentucky Water Watch Volunteer Stream Sampling Project
- New York Citizen Statewide Lake Assessment Program
- Ohio Scenic River Volunteer Monitoring Program
- Chesapeake Bay Citizen Monitoring Program

U.S. EPA. 1991. *Biological Criteria: Guide to Technical Literature.* U.S. Environmental Protection Agency, Office of Water, Washington, DC. pp. 128. EPA-440/5-91-004. (NTIS: PB92-231489).

Media in which methods can be used: ☐ **Water** ☐ **Sediment** ☑ **Biota**

Keywords: **Biological characterization, sampling, population/community, QA/QC, data analysis**

Abstract

This document is intended to serve as a general technical reference source for publications pertinent to the development of biological criteria. The references listed herein discuss methods and procedures appropriate to the development of biocriteria in streams and rivers, lakes and reservoirs, estuaries and near-coastal areas, and wetlands. It is intended to summarize the references, and provide general information on manpower requirements to implement methods for developing biocriteria.

Each entry in the reference catalog is presented in a standard format. In addition to the basic reference, each entry provides information on the procedure objective, suitability of the entry for the four major water types, advantages and disadvantages of the procedure, level of education needed to perform the procedure, field team size, collection time required, sample processing time, and data analysis time. Each reference is further categorized regarding its applicability to the major subdivisions of habitat assessment, population structure, community structure, population and community interaction, data analysis, and interpretive assessment. Finally, each reference is categorized according to its applicability to community groups of macrophytes, periphyton, phytoplankton, zooplankton, macroinvertebrates, fish, and other vertebrates.

Four appendices contain lists of reference numbers, cross-referenced to an alphabetical list by author, is provided for each of the four major water types, including estuarine and near-coastal waters. References within each appendix are further divided under the major subsections and community groups described above.

Fifty-two of the 210 references are listed as being applicable to estuarine and near-coastal environments. *[extracted from document]*

Contact: (202) 260-6582

TABLE OF CONTENTS

1 INTRODUCTION

2 THE REFERENCE CATALOG

3 THE INFLUENCE OF HABITAT ON BIOLOGICAL INTEGRITY
- Habitat Assessment for Streams and Rivers
- Habitat Assessment for Lakes and Reservoirs
- Habitat Assessment for Estuaries and Near-Coastal Areas
- Habitat Assessment for Wetlands

4 BIOSURVEY METHODS TO ASSESS BIOLOGICAL INTEGRITY
- Biotic Assessment in Freshwater
- Biotic Assessment in Estuaries and Near-Coastal Areas
- Biotic Assessment in Wetlands

5 DATA ANALYSIS
- Sampling Strategy and Statistical Approaches
- Diversity Indices
- Biological Indices
- Composite Community Indices

APPENDIX A: FRESHWATER ENVIRONMENTS

APPENDIX B: ESTUARINE AND NEAR-COASTAL ENVIRONMENTS

APPENDIX C: WETLANDS ENVIRONMENT

APPENDIX D: ALPHABETICAL AUTHOR/REFERENCE NUMBER CROSS-INDEX FOR THE REFERENCE CATALOG

APPENDIX E: REFERENCE CATALOG ENTRIES

U.S. EPA. 1991. ***Methods for Aquatic Toxicity Identification Evaluations, Phase I Toxicity Characterization Procedures, 2nd ed.*** **U.S. Environmental Protection Agency, Office of Research and Development, Environmental Research Laboratory, Duluth, MN. EPA/600/6-91/003. (NTIS: PB92-100072).**

Media in which methods can be used: ☑ **Water** ☐ **Sediment** ☐ **Biota**

Keywords: **Water quality, sediment quality, toxicity/bioassay, sampling**

Abstract

This Phase I document is the first of a three phase series of documents that provide methods to characterize and identify the cause of toxicity in effluents. The first phase of the series, Phase I, characterized the physical/chemical nature of the acute and chronic toxicant(s), thereby simplifying the analytical work needed to identify the toxicant(s). Phase II provides guidance to identify the suspect toxicants, and the last phase, Phase III provides methods to confirm that the suspect toxicants are indeed the cause of toxicity. These recent TIE documents have been produced or revised to include chronic toxicity recommendations and additional information or experiences we have gained since the original methods were printed.

The manual describes procedures for characterizing the physical/chemical nature of toxicants in acutely toxic effluent samples, with applications to other types of samples such as receiving water samples, sediment pore water or elutriate samples, and hazardous wastes. The presence and the potency of the toxicants in the samples are detected by performing various manipulations on the sample and by using aquatic organisms to track the changes in the toxicity. This toxicity tracking step is the basis of the toxicity identification evaluation (TIE). The final step is to separate the toxicants from the other constituents in the sample in order to simplify the analytical process. Many toxicants must be concentrated for analysis.

Since the first document was developed, additional options or new procedures have been developed. For example, additional options are provided in the EDTA and sodium thiosulfate addition tests, and in the graduated pH test. Also a discussion has been added for testing the effluent sample over time (weekly) to measure the rate of decay of toxicity which is used to detect the presence of degradable substances, particularly chlorine or surfactants. Guidance for characterizing whether a toxicant(s) removed by aeration is sublatable is described, and techniques for characterizing filterable toxicity and a discussion of C_{18} solid phase extraction elutable toxicity has been added. Use of multiple manipulations is discussed and example interpretations of the results of the Phase I manipulations are provided.

Additional manuals describe the methods used to specifically identify the toxicants (*Methods for Aquatic Toxicity Identification Evaluations, Phase II Toxicity Identification Procedures for Samples Exhibiting Acute and Chronic Toxicity*) and to confirm whether or not the suspected toxicant(s) is the actual toxicant(s) (*Methods for Aquatic Toxicity Identification Evaluations, Phase III Toxicity Confirmation Procedures for Samples Exhibiting Acute and Chronic Toxicity*).
[copied from document]

Contact: (513)369-7562

TABLE OF CONTENTS

1 INTRODUCTION

2 HEALTH AND SAFETY

3 QUALITY ASSURANCE
- TIE Quality Control Plans
- Cost Considerations/Concessions
- Variability
- Intra-Laboratory Communication
- Record Keeping
- Phase I Considerations
- Phase II Considerations
- Phase III Considerations

4 FACILITIES AND EQUIPMENT

5 DILUTION WATER

6 EFFLUENT SAMPLING AND HANDLING
- Sample Shipment and Collection in Plastic Versus Glass

7 TOXICITY TESTS
- Principals
- Test Species
- Toxicity Test Procedures
- Test Endpoints
- Feeding
- Multiple Species

8 PHASE I TOXICITY CHARACTERIZATION TESTS
- Initial Effluent Toxicity Test
- Baseline Effluent Toxicity Test
- pH Adjustment Test
- pH Adjustment/Filtration Test
- pH Adjustment/Aeration Test
- pH Adjustment/C_{18} Solid Phase Extraction Test
- Oxidant Reduction Test
- EDTA Chelation Test
- Graduated pH Test

9 TIME FRAME AND ADDITIONAL TESTS
Time Frame for Phase I Studies
When Phase I Tests Are Inadequate
Interpreting Phase I Results
Interpretation Examples

10 REFERENCES

U.S. EPA. 1991. ***Methods for Measuring the Acute Toxicity of Effluents and Receiving Waters to Freshwater and Marine Organisms, 4th ed.*** **Edited by C. I. Weber. U.S. Environmental Protection Agency, Office of Research and Development, Environmental Monitoring Systems Laboratory, Cincinnati, OH. EPA-600/4-90-027.**

Note: This document was revised and republished in 1993 under the same title and with Report No. EPA-600/4-90-027F. (NTIS: P394-114733).

Media in which methods can be used: ☑ **Water** ☐ **Sediment** ☐ **Biota**

Keywords: **Water quality, sampling, toxicity/bioassays, QA/QC, data analysis/management**

Abstract

This manual describes methods for measuring the acute toxicity of effluent to freshwater, estuarine, and marine macroinvertebrates and fish. The methods include:

- single and multiple concentration static non-renewal
- static-renewal
- flow-through toxicity tests for effluents and receiving waters

The acute toxicity tests described are for use in the National Pollutant Discharge Elimination System (NPDES) Permits Program to identify effluents and receiving waters containing toxic materials in acutely toxic concentrations. The methods included in this annual are referenced in Table IA, 40 CFR Part 136 regulations and, therefore, constitute approved methods for acute toxicity tests. They are also suitable for determining the toxicity of specific compounds contained in discharges. The tests may be conducted in a central laboratory or on-site, by the regulatory agency or the permittee.

Data can also be used to predict potential acute and chronic toxicity in the receiving water, based on the LC50 and appropriate dilution, application, and persistence factors. The tests are performed as a part of self-monitoring permit requirements, compliance biomonitoring inspections, toxics sampling inspections, and special investigations.

Modifications of these tests are also used in toxicity reduction evaluations and toxicity identification evaluations to identify the toxic components of an effluent, to aid in the development and implementation of toxicity reduction plans, and to compare and control the effectiveness of various treatment technologies for a given type of industry, irrespective of the receiving water.

Also included are guidelines on laboratory safety; quality assurance; facilities and equipment; test species selection and handling; dilution water; effluent and receiving water sample collection, preservation, shipping, and holding; test conditions; toxicity test data analysis; report preparation; organism culturing; and dilutor and mobile laboratory construction.
[copied from document]

Contact: (513) 569-7369

TABLE OF CONTENTS

1 INTRODUCTION

2 TYPES OF TESTS

3 HEALTH AND SAFETY
- General Precautions
- Safety Equipment
- General Laboratory and Field Operations
- Disease Prevention
- Safety Manuals
- Waste Disposal

4 QUALITY ASSURANCE
- Introduction
- Facilities, Equipment, and Test Chambers
- Test Organisms
- Laboratory Water Used for Culturing and Test Dilution Water
- Effluent Sampling and Sample Handling
- Test Conditions
- Quality of Test Organisms
- Food Quality
- Acceptability of Acute Toxicity Test Results
- Analytical Methods
- Calibration and Standardization
- Replication and Test Sensitivity
- Variability in Toxicity Test Results
- Demonstrating Acceptable Laboratory Performance
- Documenting Ongoing Laboratory Performance
- Reference Toxicants
- Recordkeeping

5 FACILITIES AND EQUIPMENT
- General Requirements
- Cleaning Test Chambers and Laboratory Apparatus
- Apparatus and Equipment for Culturing and Toxicity Tests
- Reagents and Consumable Materials
- Test Organisms

6 TEST ORGANISMS
- Test Species
- Sources of Test Organisms
- Life Stage

Laboratory Culturing
Holding and Handling of Test Organisms
Transportation to the Test Site
Test Organism Disposal

7 DILUTION WATER
Types of Dilution Water
Standard Synthetic Dilution Water
Use of Receiving Water as Dilution Water
Use of Tap Water as Dilution Water
Dilution Water Holding

8 EFFLUENT AND RECEIVING WATER SAMPLING AND SAMPLE HANDLING
Effluent Sampling
Effluent Sample Types
Effluent Sampling Recommendations
Receiving Water Sampling
Effluent and Receiving Water Sample Handling, Preservation, and Shipping
Sample Receiving
Persistence of Effluent Toxicity During Sample Shipping and Holding

9 ACUTE TOXICITY TEST PROCEDURES
Preparation of Effluent and Receiving Water Samples for Toxicity Tests
Preliminary Toxicity Rang-Finding Tests
Multi-Concentration (Definitive) Effluent Toxicity Tests
Receiving Water Tests
Static Tests
Flow-Through Tests
Number of Test Organisms
Replicate Test Chambers
Loading of Test Organisms
Illumination
Feeding
Test Temperature
Stress
Dissolved Oxygen Concentration
Test Duration
Acceptability of Test Results
Summary of Test Conditions for the Principal Test Organisms

10 TEST DATA
Biological Data
Chemical and Physical Data

11 ACUTE TOXICITY DATA ANALYSIS
Introduction
Determination of the LC50 from Definitive, Multi-Effluent-Concentration, Acute Toxicity Tests
Graphical Method
Spearman-Karber Method
Trimmed Spearman-Karber Method
Probit Method
Determination of No-Observed-Adverse-Effect Concentration (NOAEC) from Multi-Concentration Test, and Determination of Pass or Fail (Pass/Fail) for Single-concentration (Paired) Tests
General Procedure
Single Concentration Test
Multi-Concentration Test

12 REPORT PREPARATION

CITED REFERENCES

BIBLIOGRAPHY

APPENDIX A: DISTRIBUTION, LIFE CYCLE, TAXONOMY, AND CULTURE AND HOLDING METHODS
Daphnid, *Ceriodaphnia dubia*
Daphnids, *Daphnia pulex* and *D. magna*
Myusid, *Mysidopsis bahia*
Brine Shrimp, *Artemia salina*
Fathead Minnow, *Pimephales promelas*
Rainbow Trout, *Oncorhynchus mykiss* and Brook Trout, *Salvelinus fontinalis*
Sheepshead Minnow, *Cyprinodon variegatus*
Siversides: Inland Silverside, *Menidia beryllina*, Atlantic Silverside, *M. menidia*, and Tidewater Silverside, *M. peninsulae*

APPENDIX B: SUPPLEMENTAL LIST OF ACUTE TOXICITY TEST SPECIES

APPENDIX C: DILUTOR SYSTEMS
Solenoid and Vacuum Siphon Dilution Systems
Solenoid System Equipment List
Vacuum System Equipment List
Dilutor Control Panel Equipment List

APPENDIX D: PLANS FOR MOBILE TOXICITY TEST LABORATORY
Tandem-axle Trailer
Fifth-wheel Trailer

APPENDIX E: CHECKLISTS AND INFORMATION SHEETS
Toxicity Test Field Equipment List
Information Checklist for On-site Industrial and Municipal Waste Toxicity Tests
Daily Events Log
Dilutor Calibration Form
Daily Dilutor Calibration Check

U.S. EPA. 1991. ***Methods for the Determination of Metals in Environmental Samples.*** **U.S. Environmental Protection Agency, Environmental Monitoring System Laboratory, Office of Research and Development, Cincinnati, OH. EPA 600-4-91-010. (NTIS: PB91-231498).**

Media in which methods can be used: ☑ **Water** ☑ **Sediment** ☐ **Biota**

Keywords: **Water quality, sediment quality, metals, tissue analysis, sampling, QA/QC**

Abstract

Thirteen analytical methods covering 35 analytes which may be present in a variety of environmental sample types are described in detail. Three of these methods are sample preparation procedures that require a separate determinate step found in other methods in this manual or elsewhere. These methods involve a wide range of analytical instrumentation including inductively coupled plasma (ICP)/atomic emission spectroscopy (AES), ICP/mass spectroscopy (MS), atomic absorption (AA) spectroscopy, ion chromatography (IC), and high performance liquid chromatography (HPLC). Application of these techniques to a diverse group of sample types is a somewhat unique feature of this manual. Sample types include waters ranging from drinking water to marine water as well as industrial and municipal wastewater, groundwater, and landfill leachate. Also included are methods that will accommodate biological tissues, sediments, and soils.

The methods in this manual are not intended to be specific for any single EPA regulation, compliance monitoring program, or specific study. In the past, manuals have been developed and published that respond to specific regulations, such as the Safe Drinking Water Act (SDWA) or to special studies such as the Environmental Monitoring and Assessment Program (EMAP) Near Coastal Demonstration Project. These methods are, however, available for incorporation into several regulatory programs due to their applicability to such diverse sample types. The ICP/AES, ICP/MS, and AA methods have been or will be approved for use in the drinking water and the permit programs. The methods applicable for use in marine and estuary waters will be available for use in the Agency's National Estuary Program and subsequent EMAP studies that may involve the determination of toxic metals in the water column.

The quality assurance sections are uniform and contain minimum requirements for operating a reliable monitoring program: initial demonstration of performance, routine analyses of reagent blanks, analyses of fortified reagent blanks and fortified matrix samples, and analyses of quality control (QC) samples. Other QC practices are recommended and may be adopted to meet the particular needs of monitoring programs e.g., analyses of field reagent blanks, instrument control samples, and performance evaluation samples.

The names of authors of the methods are provided to assist users in obtaining direct telephone support when required.
[copied from document]

Contact: (513) 569-7586

TABLE OF CONTENTS

1 ANALYTE – METHOD CROSS REFERENCE

ANALYTICAL METHODS	METHOD NO.
2 INTRODUCTION AND GENERAL COMMENTS	
Determination of Acid Soluble Metals	200.1
Sample Preparation Procedure for Spectrochemical Determination of Total Recoverable Elements	200.2
Sample Preparation Procedure for Spectrochemical Determination of Total Recoverable Elements in BiologicalTissues	200.3
Determination of Metals and Trace Elements in Water and Wastes by Inductively Coupled Plasma-Atomic Emission Spectrometry	200.7
Determination of Metals and Trace Elements in Water and Wastes by Inductively Coupled Plasma – Mass Spectrometry	200.8
Determination of Trace Elements by Stabilized Temperature Graphite Furnace Atomic Absorption Spectrometry	200.9
Determination of Trace Elements in Marine Waters by On-Line Chelation Preconcentration and Inductively Coupled Plasma – Mass Spectrometry	200.10
Determination of Metals in Fish Tissue by Inductively Coupled Plasma – Atomic Emission Spectrometry	200.11
Determination of Dissolved Hexavalent Chromium in Drinking Water, Groundwater and Industrial Wastewater Effluents by Ion Chromatography	218.6
Determination of Mercury in Water by Cold Vapor Atomic Absorption Spectrometry	245.1
Determination of Inorganic Mercury (II) and Selected Organomercurials in Drinking and Ground Water by High Performance Liquid Chromatography (HPLC) with Electrochemical Detection (ECD)	245.3

Determination of Mercury in Sediment by Cold Vapor Atomic Absorption Spectrometry 245.5

Determination of Mercury in Tissues by Cold Vapor Atomic Absorption Spectrometry 245.6

U.S. EPA. 1991. ***A Project Manager's Guide to Requesting and Evaluating Chemical Analyses.*** **U.S. Environmental Protection Agency, Region 10, Puget Sound Estuary Program, Seattle, WA. EPA 910/9-90-24. (NTIS: PB92-132794).**

Media in which methods can be used: ☑ **Water** ☑ **Sediment** ☐ **Biota**

Keywords: **Water quality, sediment quality, QA/QC, data analysis**

Abstract

The purpose of this manual is to help less-experienced project managers from governmental agencies, industry, and environmental groups in requesting appropriate chemical analyses and in making an informed evaluation of the results. Many project managers are not chemists, but most may need to plan for, request, discuss, or evaluate chemical analyses. Even after the results have been received and interpreted, many managers must still defend the project data or critical decisions made by themselves or staff. This manual is designed to guide the nonchemist. Strategies are presented throughout the manual for choosing options ranging from simple to more complex plans, requirements, analyses, or evaluations. When applicable, the relative cost consequence of these options, ranging from inexpensive to more expensive, is also described.

The manual is not intended to take the place of technical experts, whose advice may be needed at times to assist with problems specific to each analytical effort. However, by using the detailed information and checklists provided in this manual, and by seeking the advice of a chemist or experienced quality assurance specialist where needed, project managers should be better able to make analytical requests and to evaluate the general quality of results received from chemical laboratories. For example, the preliminary evaluation of results provides guidance on determining when results are likely to be clearly acceptable, clearly unacceptable, or will require a more detailed review by a specialist. This preliminary evaluation is made using six major criteria for data completeness and laboratory performance, including analytical accuracy and sensitivity. Response measures are described for common deficiencies in analyses to provide both a better sense of what can be done easily by the manager and what questions should be asked of the laboratory or a specialist, if needed.
[extracted from document]

Contact: (206) 553-1368

TABLE OF CONTENTS

1 DEFINING ANALYTICAL OBJECTIVES

2 PLANNING FOR QUALITY ASSURANCE

3 ASSURING QUALITY DURING SAMPLE COLLECTION

4 CHOOSING ANALYTICAL METHODS AND QUALITY CONTROL CHECKS

5 WORKING WITH AN ANALYTICAL LABORATORY

6 EVALUATING DATA FROM THE LABORATORY

APPENDIX A: U.S. EPA PRIORITY POLLUTANT AND HAZARDOUS SUBSTANCE LIST

APPENDIX B: SIMPLIFIED DESCRIPTIONS OF CALIBRATION METHODS, QUALITY CONTROL CHECKS, AND ANALYTICAL METHODS

APPENDIX C: EXAMPLE STATEMENT OF WORK FOR CONTRACTING WITH AN ANALYTICAL LABORATORY

APPENDIX D: A SUMMARY REPORT OF A DETAILED QUALITY ASSURANCE REVIEW OF DATA

APPENDIX E: EXAMPLES OF MISCELLANEOUS FORMS USED FOR SAMPLING AND ANALYSIS

U.S. EPA. 1991. ***Volunteer Lake Monitoring: A Methods Manual.*** **Prepared by J. Simpson for U.S. Environmental Protection Agency, Office of Wetlands, Oceans, and Watersheds, Assessment and Watershed Protection Division, Washington, DC. pp. 129. EPA 440/4-91-002. (NTIS: PB92-218411).**

Media in which methods can be used: ☑ **Water** ☑ **Sediment** ☑ **Biota**

Keywords: **Water quality, sediment quality, biological characterization, sampling, turbidity, pH, temperature, dissolved oxygen, pathogenic organisms, population/community**

Abstract

The EPA has developed this manual to present specific information on volunteer lake water quality monitoring methods. It is tended both for the organizers of the volunteer program, and for the volunteer who will be actually sampling lake conditions. Its emphasis is on identifying appropriate parameters to monitor and setting out specific steps for each selected monitoring method. Careful quality assurance/ quality control procedures are advocated throughout this manual to ensure that the data collected by volunteers are useful to States and other agencies.

This manual begins by summarizing the steps necessary to plan and manage a volunteer monitoring program, including setting general goals, identifying the uses and users of collected data, and establishing sound quality assurance procedures. Rather than addressing every parameter and method that might be monitored by the citizen volunteer, this manual concentrates special attention on three of the most common lake pollution problems: increased algal growth, increased growth of rooted aquatic plants; and lowered or fluctuating levels of dissolved oxygen. All three are common symptoms of human-induced eutrophication. Other lake conditions that can be monitored by volunteers are also briefly discussed including sedimentation, turbidity, lake acidification, and bacteriological condition.

Although this manual is written specifically for volunteer monitoring of lakes, all the general principles of organization and most of the specific methods can be applied to estuarine water bodies as well. *[extracted from document]*

Contact (202) 260-7018

TABLE OF CONTENTS

1 INTRODUCTION
- Purpose of this Manual
- Manual Organization
- Planning a Monitoring Program

2 FOCUSING ON A LAKE CONDITION
- Introduction
- Algae
- Aquatic Plants
- Dissolved Oxygen
- Other Lake Conditions

3 MONITORING ALGAE
- Algal Condition Parameters
- Where to Sample
- Where to Sample in the Water Column
- Frequency of Sampling
- Length of the Sampling Season
- How to Sample
- Notes on Equipment

4 MONITORING AQUATIC PLANTS
- Aquatic Plant Condition Parameters
- Sampling Considerations
- How to Sample

5 MONITORING DISSOLVED OXYGEN
- Dissolved Oxygen Parameters
- Sampling Considerations
- How to Sample

6 MONITORING OTHER LAKE CONDITIONS
- Monitoring Sedimentation
- Monitoring Suspended Sediment
- Monitoring Acidification
- Monitoring the Bacteria at Bathing Beaches

7 TRAINING CITIZEN VOLUNTEERS
- The Training Process
- Creating a Job Analysis
- Planning the Training

Presenting the Training
Evaluating the Training
Follow-up Coaching, Motivation, and Feedback

8 PRESENTING MONITORING RESULTS
Overview of Data Presentations
Algae Results
Aquatic Plant Results
Dissolved Oxygen Results

APPENDIX: SCIENTIFIC SUPPLY HOUSES

U.S. EPA. 1992. *Consumption Surveys for Fish and Shellfish. A Review and Analysis of Survey Methods.* U.S. Environmental Protection Agency, Office of Water and Office of Science and Technology, Washington, DC. EPA 822/R-92-001. (NTIS: PB92-231539).

Media in which methods can be used: ☐ **Water** ☐ **Sediment** ☑ **Biota**

Keywords: **Biological characterization, sampling, QA/QC, data management**

Abstract

Although several studies have demonstrated that fish and shellfish consumption rates differ both regionally and within specific subpopulations, most States do not have available sufficient data to calculate local consumption rates or to identify special populations at risk. Examples of these special populations are recreational and subsistence anglers and members of their households -- in particular, women of child-bearing age, children, and the elderly -- who frequently consume fish obtained from contaminated sites. This report was designed as a critical assessment of fish tissue consumption rate survey approaches and methods and their applicability for estimating consumption rates in recreational and subsistence fish populations. Additional information is provided to assist Federal and State agencies in developing appropriate surveys to answer questions and resolve issues related to the fish consumption rates of special populations.

Five approaches to obtaining fish consumption data were reviewed:

- recalled information collected by telephone
- recalled information collected by in-person (face-to-face) interviews
- recalled information requested on self-administered mailed questionnaires
- diaries maintained by anglers
- on-site creel censuses

Five elements common to all surveys have been identified, and specific methodological details are provided to help solve problems that may be encountered when undertaking a fish consumption survey.

- Survey design must address the purpose for which the survey is to be conducted, the resources available for carrying it out, including time and funding available, and the approach to be used.

- Survey participants should be identified from a pool of subsistence or recreational anglers, and the method by which the sample is selected may vary depending on the approach that will be used to collect the data and how the data will be analyzed.

- The information to be collected should examine sociodemographic factors that may influence fish consumption rates, as well as those factors that are needed to calculate fish consumption rates, minimizing the number of assumptions that could compromise results. The survey length and complexity should be carefully considered in order to elicit maximum cooperation from respondents.

- Appropriate quality assurance procedures need to be developed before beginning the survey, and quality control must be carefully monitored during the survey to ensure the validity of the data *before* statistical analyses are conducted.

- Data processing procedures and statistical analyses should be performed to provide the desired information and correlations.

[extracted from document]

Contact: (202) 260-7786

TABLE OF CONTENTS

1 INTRODUCTION

2 SURVEY APPROACHES
- Recall - Telephone Survey
- Recall - Mail Survey
- Recall - Personal Interview
- Diary
- Creel Census

3 IMPORTANT METHOD CONSIDERATIONS
- Survey Design
- Selection of Respondents
- Information Sought
- Quality Assurance
- Statistical Analyses

4 DISCUSSION

5 BIBLIOGRAPHY

APPENDIX: SUMMARY OF SURVEY METHODS INFORMATION

U.S. EPA. 1992. *Environmental Monitoring Methods Index, Version 1.0.* U.S. Environmental Protection Agency, Environmental Monitoring Management Council, Washington, DC. pp. 112 + three software diskettes. (NTIS: PB92-503093).

Media in which methods can be used: ☑ **Water** ☑ **Sediment** ☐ **Biota**

Keywords: **Water quality, sediment quality, dissolved oxygen, pH, inorganics, organics, pesticides, PAHs, PCBs**

Abstract

The Environmental Monitoring Methods Index (EMMI) is a computerized database listing environmentally significant analytes that are monitored by EPA, methods for analyte analysis, and the regulatory lists on which analytes appear. This database is designed to aid environmental program managers and others who must develop lists of analytes for study, identify appropriate analytical methods for a particular analyte and matrix, and locate primary sources to assist in making new environmental policies.

The present version covers updates in the Code of Federal Regulations and Federal Register through June 1991. EMMI encompasses a total of 2,607 analytes, 49 lists, and 1,167 methods, and includes a database cross-reference with 5,740 analytes. Chemical Abstract Service (CAS) registry numbers are used to unambiguously identify analytes and to cross-reference other databases.

This database contains detailed information on analytes from environmentally significant lists, methods and apparatuses used to identify those analytes, source documents containing information referenced in EMMI, organizations that promulgate the lists and methods, and vendors of analytical standards. Where possible. Descriptions have been simplified to render EMMI accessible to individuals with a basic understanding of analytical chemistry or environmental science.

Information available on regulated pollutants, analytical methods, and regulatory and monitoring lists includes:

- the CAS number, names, and synonyms of each regulated pollutant
- 50 regulatory and office based lists associated with CAA, CERCLA, CWA, EPCRA, HSWA, CRA, SARA, SDWA, and other legislation
- laws, EPA regulations, and legal decisions
- summaries of 926 analytical methods used to identify and quantify the pollutant
- detection limits for analytical methods appropriate for air, water, soil, and sludge matrices
- manufacturers of analytical standards
- regulatory limits
- 42 government offices and contacts responsible for related lists and analytical methods

This abstract was excerpted from:

W.A. Telliard, EPA's Environmental Monitoring Methods Index: Linking Environmentally Significant Analytes, Methods, and Lists. *Environmental Science & Technology*, January, 1993, pp. 39-41.

Contact: (703) 519-1222

TABLE OF CONTENTS
(SOFTWARE OVERVIEW)

ANALYTES	(identified by CAS number and names)
LISTS	(lists of analytes that have occurred in regulatory context)
METHODS	(analytical method appropriate to target analyte)
DETECTION LIMIT ACRONYMS	(as used by particular organizations)
REGULATORY LIMIT ACRONYMS	(as used by particular regulatory agencies)
METHOD VALIDATION ACRONYMS	(as used by particular organizations)
ORGANIZATIONS	(agencies that promulgate the lists and methods covered by this index)
APPARATUS	(apparatus used in methods)
DOCUMENTS	(interesting documents relating to lists and vendors)
LAWS	(laws relating to lists and references to other pertinent laws)
VENDORS	(vendors of standards as listed for each analyte)

U.S. EPA. 1992. ***Field Operations and Safety Manual: EMAP-Estuaries 1992 Virginian Province.*** **Preliminary Draft. U. S. Environmental Protection Agency, Office of Research and Development, Environmental Research Laboratory, Narraganesett, RI. pp. 210. EPA/600/x92/xxx.**

Media in which methods can be used: ☑ **Water** ☑ **Sediment** ☑ **Biota**

Keywords: **Water quality, sediment quality, biological characterization, sampling, QA/QC, dissolbed oxygen, salinity, temperature**

Abstract

The Environmental Monitoring and Assessment Program (EMAP) is a nationwide program initiated by the Environmental Protection Agency (EPA) in 1990. The purpose of this program is to monitor annually the condition of all the Nation's major ecosystems. As a component of the Near-Coastal (EMAP-NC) Program, annual sampling will be conducted in the Virginian Province (Cape Cod, MA to Cape Henry, VA).

The purpose of this document is to provide detailed instructions on all field sampling methods. Two versions of this document are available: the unabridged brainy version and an abbreviated version for use in the field. This version contains only the pertinent information needed to successfully complete sampling activities.

Procedures described in the manual include the collection of temperature, salinity, dissolved oxygen, pH, transmissivity, fluorescence, and photosynthetically activated radiation using electronic instrumentation. Sediment and water sampling and fish trawl protocols are listed also. Sample storage, packaging, and shipping are addressed, as are instructions for field filtrations for dissolved oxygen.

This manual describes, in detail, all field collection methods, including Quality Assurance (QA) and safety. It is designed to serve as a guide for field personnel and to be carried on the boats at all times. An effort has been made to anticipate problems and questions that may arise, and to include information on resolving them. All methods, as described in this manual are standard operating procedures, and are to be adhered to by all field personnel. As [if] methods change, an updated version of the pertinent section[s] will be prepared and incorporated into this manual.
[copied from document]

Contact: (401) 782-3000

TABLE OF CONTENTS

1 INTRODUCTION
- Introduction
- Near Coastal Program
- EMAP – Estuaries Virginian Province Sampling Effort

2 OVERVIEW OF FIELD SAMPLING ACTIVITIES
- Sampling Period
- Sampling Design
- Indicators of Ecosystem Health
- Site Reconnaissance

3 DESCRIPTION OF FIELD TEAMS
- Personnel
- Station Assignments
- Equipment
- Chain-of-Command

4 SAFETY
- Training
- Swimming Proficiency Requirement
- Priorities
- Accidents
- Personnel Emergency Information
- Operation of Equipment
- Safety Equipment
- Weather Conditions
- Responsibility for Safety
- Boat Itinerary
- Handling of Hazardous Materials
- Proper Handling of Potentially Hazardous Samples

5 TRAINING
- Crew Chief (Chief Scientist) Training
- Crew Training

6 LAND-BASED FACILITIES
- Mobile Laboratories
- Base Facilities
- Field Operations Center

7 PROFESSIONALISM
General Contact with the Public
Operation of Motor Vehicles
Operation of Boats
Radio Operation
Waste Disposal

8 VEHICLE OPERATION
General Guidelines
Procedures Following an Accident
Trailering Guidelines
Operation of Winch
Operation of the CB Radios

9 OPERATION OF THE BOATS
Weather Conditions
Launching and Recovering Procedures
Mast Assembly and Antennae Set-Up
Gear Check-Out and Loading
Navigation System
General Policies Underway
Radio Operations
Radar Operation
Winch Operation
Emergencies/Accidents
Equipment Failure/Repair

10 ON-BOARD COMPUTER SYSTEM DATA ACQUISITION SYSTEM
Data Acquisition System

11 NAVIGATION SYSTEM
Introduction
GPS Initialization
GPS Use and Status
EDAS Calibration
System Calibration
Point Calibration

12 COMMUNICATIONS
Electronic Transfer of Data
Communication with the Field Operations Center
Ship-to-Shore Communications
Truck-to-Truck Communications

13 SAMPLING SCHEDULE AND STATION TYPES
Sampling Schedule
Station Types

14 DISSOLVED OXYGEN, SALINITY AND TEMPERATURE
Sea-Bird Sealogger CTD
YSI Model 58
CTD Dockside QC Checks
Obtaining a CTD Profile

15 SEDIMENT COLLECTION
Introduction

16 FISH TRAWLS
The EMAP Otter Trawl
Trawl Preparation
Net Deployment
Trawling
Net Retrieval
Endangered Species
Sample Processing

17 PACKAGING AND SHIPPING SAMPLES
Proper Packaging Methods
Benthic Species Composition and Biomass Samples
Grain Size Samples
Sediment Chemistry Samples
Sediment AVS Samples
Sediment Toxicity Samples
Fish Chemistry Samples
Fish Histopathology Samples
Fish QA Samples
Total Suspended Solids Samples
Field Computer Diskettes

18 CONTINGENCY PLANS
Adverse Weather Conditions
Station Inaccessibility
Equipment Failure

19 MAINTENANCE
GRiD Computers

Sea-Bird CTD
Boats, Motors, and Vehicles

20 QUALITY ASSURANCE
Data Quality Objectives
QA Procedures

21 FIELD DATA BASE MANAGEMENT
Events Numbering
SAMPLEIDs and Sample Numbers

22 WASTE DISPOSAL
Routine Garbage
Detergent Washes
Formalin and Dietrich's Fixative
Fish Waste

23 CONTACT PERSONNEL

24 LOST GEAR
Recovery of a DataSonde Mooring
Recovery of a CTD
Recovery of a Grab Sampler

25 REFERENCES

APPENDIX A: EQUIPMENT LIST AND DAILY CHECKLISTS

APPENDIX B: HAZARDOUS MATERIALS SAFETY AND HANDLING INFORMATION

APPENDIX C: PERMIT FOR THE OPERATION OF A MARINE BAND VHF RADIO

APPENDIX D: PERFORMING WINKLER TITRATIONS USING THE HACH DO KIT

APPENDIX E: OPERATION OF THE HYDROLAB DATASONDE 3 DATA LOGGER

APPENDIX F: DATA SHEETS

U.S. EPA. 1992. ***Methods for the Determination of Chemical Substances in Marine and Estuarine Environmental Samples.*** **U.S. Environmental Protection Agency, Environmental System Laboratory, Office of Research and Development, Cincinnati, OH. EPA 600/R-92/121. (NTIS: PB93-182913).**

Media in which methods can be used: ☑ **Water** ☑ **Sediment** ☐ **Biota**

Keywords: **Water quality, sediment quality, metals, inorganics, organics, nutrients, chlorophyll, sampling, QA/QC**

Abstract

This manual contains seven methods for determination of nutrients, metals, and chlorophyll. Methods 353.4, revision 1.2, and 365.5, revision 1.3, for the measurement of nitrite + nitrate and orthophosphate, respectively, appeared in the 1991 interim manual. Since then they have undergone multilaboratory validation studies. Method 365.5 performed well in the study and multilaboratory data are presented in the revision of the method that appears here. The performance of Methods 353.2 in the study indicated the cadmium reduction column chemistry and maintenance require further investigation. The method has been retained in this manual so that further testing can continue using a standardized method description.

Method 440.0 for measurement of total particulate carbon and nitrogen is based upon a well established combustion technique. Procedures for partioning the organic and inorganic fractions of carbon are also presented. A multilaboratory study is in progress, and the results will be included in a subsequent revision of the method.

The three metals methods represent current state-of-the-science in metals measurements. Two of the methods are graphite furnace atomic adsorption techniques and the third uses inductively coupled plasma mass spectrometry. Single laboratory performance data are included in the methods. Although few laboratories currently have the instrumentation capabilities to perform all of these methods, it is extremely important to present them in order to stimulate the development of laboratory capability before multilaboratory studies can be conducted.

Method 445.0 is for the determination of chlorophyll-*a* and the pheopigments using fluorescence detection. This method was evaluated using two natural water samples of primarily green and blue-green algae.

The numbering of methods was correlated with previous EMSL-Cincinnati methods whenever possible. The metals methods are 200 series, the nutrients nitrite + nitrate and orthophosphate are 300 series, and the particulate carbon and nitrogen, and chlorophyll methods are 400 series.
[copied from document]

Contact: (513) 569-7586

TABLE OF CONTENTS

	METHOD NO.
INTRODUCTION	
DETERMINATION OF TRACE ELEMENTS IN MARINE WATERS BY ON-LINE CHELATION PRECONCENTRATION AND INDUCTIVELY COUPLED PLASMA - MASS SPECTROMETRY (REVISION 1.0)	200.10
DETERMINATION OF TRACE ELEMENTS IN MARINE WATERS BY STABILIZED TEMPERATURE GRAPHITE FURNACE ATOMIC ABSORPTION (REVISION 1.0)	200.12
DETERMINATION OF TRACE ELEMENTS IN MARINE WATER BY OFF-LINE CHELATION PRECONCENTRATION WITH GRAPHITE FURNACE ATOMIC ABSORPTION (REVISION 1.0)	200.13
DETERMINATION OF NITRITE + NITRATE IN ESTUARINE AND COASTAL WATERS BY AUTOMATED COLORIMETRIC ANALYSIS (REVISION 1.3)	353.4
DETERMINATION OF ORTHOPHOSPHATE IN ESTUARINE AND COASTAL WATERS BY AUTOMATED COLORIMETRIC ANALYSIS (REVISION 1.4)	365.5
DETERMINATION OF CARBON AND NITROGEN IN SEDIMENTS AND PARTICULATES OF ESTUARINE/COASTAL WATERS USING ELEMENTAL ANALYSIS (REVISION 1.4)	440.0
IN VITRO DETERMINATION OF CHLOROPHYLL-*A* AND PHEOPHYTIN *A* IN MARINE AND FRESHWATER PHYTOPLANKTON BY FLUORESCENCE (REVISION 1.1)	445.0

U.S. EPA. 1992. *Monitoring Guidance for the National Estuary Program, Final.* U.S. Environmental Protection Agency, Office of Water, Office of Wetlands. Washington, DC. EPA 842 B-92-004).

Media in which methods can be used: ☑ **Water** ☑ **Sediment** ☑ **Biota**

Keywords: **Water quality, sediment quality, biological characterization, currents, depth, grain size, salinity, turbidity, temperature, sampling, QA/QC, nutrients, metals, dissolved oxygen, oxygen demand, chlorophyll, PAHs, PCBs, organics, toxicity/bioassays, population/community, bioaccumulation, pathogenic organisms**

Abstract

This document provides guidance on how to design, implement, and evaluate a monitoring program. The document also describes the essential data required to evaluate environmental risks and trends within an estuarine environment. It is also intended to provide a technical basis for discussions on the development of monitoring program objectives, the selection of monitoring program components, and the allocation of sampling efforts. The intended audience consists of members of National Estuary Programs' Management Committees, and Advisory Committees, program coordinators, and scientific staff. The document may also be useful to other coastal and marine resource managers with monitoring responsibilities.

Five steps are developed for this approach to monitoring design:

- develop monitoring objectives and performance criteria
- establish testable hypotheses and select statistical methods
- select analytical methods and alternative sampling designs
- evaluate expected monitoring study performance
- implement monitoring study and data analysis

Existing sampling and analytical methods available for monitoring estuarine water quality, sediment quality, biological resources, and human health risk are presented. This methods section is intended to provide a summary of available information and to address the most important issues associated with the design and implementation of the monitoring program. Issues common to all monitoring methods include quality assurance/quality control, statistical design, and data use and limitation considerations.

The integration of existing monitoring efforts into the estuary monitoring program is discussed, as well as coordination with existing federal agency status and trends programs, such as EPA's Ecosystem Monitoring and Assessment Program (EMAP), NOAA's National Status and Trends Program, and the U.S. Geological Survey's National Water Quality Assessment Program. Emphasis is placed on the importance of using standardized protocols within each estuary, and in developing performance-based criteria to evaluate the comparability of analytical methods.

Two case studies from existing estuarine monitoring programs are presented. These examples (from Puget Sound and Chesapeake Bay) demonstrate the process of developing a strategy and the use of statistical methods to evaluate the monitoring plan before and after implementation.
[extracted from document]

Contact: (202) 260-6502

TABLE OF CONTENTS

1 INTRODUCTION
- Background
- Recommended Monitoring Design Procedures
- Monitoring Program Management

2 DEVELOP MONITORING OBJECTIVES AND PERFORMANCE CRITERIA
- Monitoring Program Objectives
- Performance Criteria
- Additional Guidance

3 ESTABLISH TESTABLE HYPOTHESES AND SELECT STATISTICAL METHODS
- Establish Testable Hypothesis
- Selection of Statistical Methods

4 SELECT ANALYTICAL METHODS AND ALTERNATIVE SAMPLING DESIGNS
- Selection of Field and Laboratory Methods
- Alternative Sampling Designs
- Use of Existing Monitoring Programs

5 EVALUATE EXPECTED MONITORING PROGRAM PERFORMANCE
- Evaluate the Expected Performance of Individual Monitoring Program Components
- Evaluate Overall Program Performance
- Statistical Power Analysis Methods

6 DESIGN AND IMPLEMENT DATA MANAGEMENT PLAN
- Data Management
- Data Analysis

7 COMMUNICATE PROGRAM RESULTS

8 REFERENCES

APPENDIX A: CASE STUDIES
- The Puget Sound Ambient Monitoring Program Case Study
  - Purpose and Approach
  - Development of PSAMP: Institutional Arrangements
  - The Puget Sound Ambient Monitoring Program
  - Implementation of PSAMP and Cost
  - Summary and Recommendations
  - References

Chesapeake Bay Monitoring Program: Detection of Trends in Estuaries
Purpose and Approach
Chesapeake Bay Program
Evaluation of Monitoring Program Performance
Use of Power Analysis Results
References

APPENDIX B: METHODS
Methods - Introduction
Methods Chapter Format
Quality Assurance/Quality Control (QA/QC) Considerations
Statistical Design Considerations
Literature Cited and References

Water Column Physical Characteristics
Rationale
Monitoring Design Considerations
Existing Analytical Methods
QA/QC Considerations
Statistical Design Considerations
Use of Data
Summary and Recommendations
Literature Cited and References

Water Column Chemistry
[same section headings as above]

Sediment Grain Size
[same section headings as above]

Sediment Chemistry
[same section headings as above]

Plankton: Biomass, Productivity, and Community Structure/Function
[same section headings as above]

Aquatic Vegetation
[same section headings as above]

Benthic Infauna Community Structure
[same section headings as above]

Fish Community Structure
[same section headings as above]

Fish and Shellfish Pathobiology
[same section headings as above]

Bioaccumulation
[same section headings as above]

Bacterial and Viral Pathogens
[same section headings as above]

U.S. EPA. 1992. ***Recommended Analytical Techniques and Quality Assurance/Quality Control Guidelines for the Measurement of Organic and Inorganic Analytes in Marine Sediment and Tissue Samples. Draft.*** **U.S. Environmental Protection Agency, Office of Research and Development, Environmental Research Laboratory, Narragansett, RI.**

Media in which methods can be used: ☐ **Water** ☑ **Sediment** ☐ **Biota**

Keywords: **Sediment quality, QA/QC, tissue analyses, inorganics, metals, organics, pesticides, PAHs, PCBs**

Abstract

This document is intended to provide guidance on the analysis of organic and inorganic analytes in marine sediments and tissues. Its purpose is to suggest analytical methods for measuring contaminants in the low parts-per-billion concentration range. The analytical techniques contained herein are those employed by the U.S. EPA Environmental Research Laboratory in Narragansett, RI for the analysis of marine environmental samples. They are intended, however, to serve only as examples and are not being suggested as EPA standard methods. These methods have been successfully employed on marine samples to achieve these detection limits. Included with the analytical methods are quality assurance/quality control (QA/QC) guidelines. The overall objective of the document is therefore to ensure that data produced under these guidelines will be of the highest quality, have detection limits necessary for trace level marine samples, and be comparable to data produced by other laboratories employing similar methods.

No procedures have been officially approved by the regulatory agencies for low-level (i.e., low parts-per-billion) analysis of organic and inorganic contaminants in estuarine sediments and tissue samples. This document includes methods that have been used at ERL-N in work related to the EMAP Program and are similar to those that have been used for NOAA's National Status and Trends Program. The EMAP and NS&T programs have chosen not to specifically require that particular analytical methods always be followed, but rather that a performance based program be followed, in which participating laboratories demonstrate proficiency through the regular analysis of Standard or Certified Reference Materials (SRMs or CRMs) or similar types of accuracy-based materials.
[extracted from document]

Contact: (401) 782-3000

TABLE OF CONTENTS

1 INTRODUCTION

2 CHEMICAL ANALYSIS OF MARINE SEDIMENT AND TISSUE SAMPLES

3 QUALITY ASSURANCE/QUALITY CONTROL GUIDELINES
- General QA/QC Requirements
- Initial Demonstration of Capability
  - Initial Calibration
  - Calculation of Method of Detection Limits
  - Blind Analysis of Accuracy-Based Material
- On-Going Demonstration of Capability
  - Laboratory Participation in Intercomparison Exercises
  - Continuing Calibration Checks
  - Routine Analysis of Reference Materials
  - Laboratory Reagent Blank
  - Laboratory Fortified Sample Matrix
  - Duplicates
  - Internal Standards
  - Internal Injection Standards

4 REFERENCES

APPENDIX 1 ANALYTICAL METHODS
- Organic Analyses
  - Tissue Extraction
  - Sediment Extraction
  - Extract Cleanup
  - GC Analysis of Extracts for PCBs and Chlorinated Pesticides
  - GC/MS Analysis of Extracts for PAHs
- Inorganic Analyses
  - Tissue Digestion
  - Total Digestion of Sediments
  - Ultrasonic Digestion of Sediments
  - Instrumental Analysis of Metals

U.S. EPA. 1992. *Sediment Classification Methods Compendium.* U.S. Environmental Protection Agency, Office of Water, Washington D.C. EPA 823-R-92-006. (NTIS: PB93-115186).

Media in which methods can be used: ☐ **Water** ☑ **Sediment** ☐ **Biota**

Keywords: **Sediment quality, toxicity/bioassays, sampling, QA/QC, population/community**

Abstract

This document is a compendium of 12 scientifically valid and accepted methods that can be used to assess sediment quality and predict ecological impacts. Although the methods described in this document are not suitable for meeting specific tests, criteria, and procedures required by certain regulations (e.g., risk assessment under the Comprehensive Environmental Response, Compensation, and Liability Act), they provide useful measures or predictors of overall ecological impacts in an area. The 12 methods were selected based on their utility for assessing whether and to what extend sediments are "contaminated" or have the potential to pose a threat to the environment. Each has been applied at various levels in the decision-making process in different types of environments (e.g., freshwater, marine) as described.

The information provided for each method includes the following:

- how each method is currently used or could be used
- a detailed description of the method, including types of data, equipment, and sampling procedures needed
- the applicability of the method to the protection of wildlife and humans
- the utility of the method to produce numeric sediment quality criteria
- the method's applicability to making different types of sediment management decisions
- the method's advantages, limitations, costs, level of acceptance, and accuracy
- the degree to which the method is actually being used now
- how well it is validated
- its potential uses

An extensive list of references and the names, addresses, and telephone numbers for the authors of each description are provided. Although a detailed description of each method is provided, consultation of these references and/or additional follow-up with the authors is recommended before applying any of the methods.
[extracted from document]

Contact: (202) 260-7786

TABLE OF CONTENTS

1 INTRODUCTION

2 QUALITY ASSURANCE/QUALITY CONTROL, SAMPLING, AND ANALYTICAL CONSIDERATIONS

3 BULK SEDIMENT TOXICITY TEST APPROACH

4 SPIKED-SEDIMENT TOXICITY TEST APPROACH

5 INTERSTITIAL WATER TOXICITY IDENTIFICATION EVALUATION APPROACH

6 EQUILIBRIUM PARTITIONING APPROACH

7 TISSUE RESIDUE APPROACH

8 FRESHWATER BENTHIC MACROINVERTEBRATE COMMUNITY STRUCTURE AND FUNCTION

9 MARINE BENTHIC COMMUNITY STRUCTURE ASSESSMENT

10 SEDIMENT QUALITY TRIAD APPROACH

11 APPARENT EFFECTS THRESHOLD APPROACH

12 A SUMMARY OF THE SEDIMENT ASSESSMENT STRATEGY RECOMMENDED BY THE INTERNATIONAL JOINT COMMISSION

13 SUMMARY OF SEDIMENT-TESTING APPROACH USED FOR OCEAN DISPOSAL

14 NATIONAL STATUS AND TRENDS PROGRAM

U.S. EPA. 1992. ***Standard Operating Procedures and Field Methods Used for Conducting Ecological Risk Assessment Case Studies.*** **Prepared for Naval Command, Control and Ocean Surveillance Center, RDT&E Division, San Diego, CA, by U.S. Environmental Protection Agency, Environmental Research Laboratory, Narragansett, RI. Technical Document 2296. pp. 416 + appendices.**

Media in which methods can be used: ☑ **Water** ☑ **Sediment** ☑ **Biota**

Keywords: **Water quality, sediment quality, biological characterization, sampling, QA/QC, grain size, total solids, pH, organics, inorganics, pesticides, nutrients, metals, PCBs, organotin, toxicity/bioassays, bioaccumulation, pathogenic organisms, tissue analysis, population/community, chlorophyll**

Abstract

The emphasis on determining the ecological impacts of hazardous substances on coastal and estuarine ecosystems requires the use of appropriate methods and procedures to obtain accurate and comparable data. The methods and procedures presented in this document have been field-tested during research and monitoring activities performed to support ecological risk assessment case studies. The case studies were developed as part of an interagency Memorandum of Agreement between the U.S. Navy Naval Command, Control and Ocean Surveillance Center (NCCOSC) Research, Development, Test, and Evaluation Division (NRaD), San Diego, CA, and the U.S. Environmental Protection Agency (EPA) Environmental Research Laboratory Narragansett (ERL-N), Narragansett, RI. The case studies included a marine ecological risk assessment pilot study for Naval Construction Battalion Center, Davisville, RI, and an estuarine ecological risk assessment for Naval Shipyard Portsmouth, Kittery, ME.

The methods and standard operating procedures (SOPs) documented in this report were prepared by investigators at ERL-N, University of New Hampshire Jackson Estuarine Laboratory (UNH, JEL), and the Marine Environmental Support Office (MESO) of NCCOSC NRaD who were involved in particular aspects of the case studies. The methods were applied within an ecological risk assessment framework to evaluate their applicability to characterize ecological risk. This document has been prepared to fully document the procedures used in the case studies and to assist in the development of suitable techniques capable of achieving the objectives of ecological monitoring and assessment activities. As more information is developed, these procedures will provide a basis for improving and expanding the capabilities needed to accurately assess ecological risk.

This document has been organized into three sections. Section 1 consists of SOPs for general laboratory and field methods, and chemistry methods. General laboratory and field methods includes procedures for collecting and preparing samples, measuring sediments and water column attributes, culturing test organisms, and conducting bioassays. The chemistry methods provides procedures for the analysis of trace levels contaminants (subparts per billion range for some organic compounds and subparts per million range for metals) suitable for a wide range of environmental assessment activities. Specific SOPs are provided for sample collection and storage, preparation for organic and trace metal analysis, analysis of samples by a variety of instrumentation, and instrument maintenance. Procedures for generic activities, such as sampling plan development and data management, currently are not incorporated in this manual.

Section 2 provides procedures used for sampling and analysis of estuarine habitats. Section 3, documents procedures for sampling and analysis of ultratrace levels of organotin compounds in seawater, sediment, and tissue samples. Appendix A provides results of organotin analysis optimization techniques to obtain

subpart per trillion detection levels in seawater and part per billion detection levels in tissues and sediments. Appendix B contains a detailed description of analytical procedures for extracting organotin compounds from soft tissues of marine organisms. A complete guidance document for conducting field and laboratory quality assurance and quality control (QA/QC) protocols, criteria, and corrective action for the Estuarine Ecological Risk Assessment for Naval Shipyard Portsmouth is included in Appendix C.

This SOP manual will be maintained as a "living document." Individual descriptions will be updated in a continuous fashion as advances in scientific understanding of biological, chemical, and physical processes are incorporated into assessment procedures. Major procedural changes that potentially invalidate previous SOP approaches will be noted where appropriate. Additionally, new SOPs will be incorporated into the manual as they are finalized. Updated versions of specific SOPs may be obtained by contacting the Technical Information Manager of the developing laboratory. The contact person for each of these SOPs was responsible for developing or applying the method to the project, and has developed a QA/QC protocol, available upon request. The contact person is also available to answer specific questions regarding the SOPs.
[extracted from document]

Contact: (401) 782-3000

TABLE OF CONTENTS

1 ERL-N SOPS	METHOD NO.
Standard Operating Procedure Clean Room Maintenance	ERL-N SOP 1.01.001
Standard Operating Procedure Histological Preparation for Shellfish and Fish	ERL-N SOP1.01.002
Standard Operating Procedure Culturing *Cyprinodon variegatus, Meniddia beryllina, Mysidopsis bahia,* and *Arbacia punctulata*	ERL-N SOP1.01.003
Standard Operating Procedure Preparation of Hypersaline Brine from Natural Seawater	ERL-N SOP 1.01.004
Standard Operating Procedure Sediment Grain Size Analysis	ERL-N SOP 1.01.005
Standard Operating Procedure General Data Entry	ERL-N SOP 1.01.006
Standard Operating Procedure Cell Subculture Methods	ERL-N SOP 1.01.007
Standard Operating Procedure Benthic Organism Collection	ERL-N SOP 1.02.001
Standard Operating Procedure Caged Bivalve Deployment	ERL-N SOP 1.02.002
Standard Operating Procedure Mysid Cage Construction and Field Deployment	ERL-N SOP 1.02.003
Standard Operating Procedure Suspended Solids Determination in Water Samples	ERL-N SOP 1.02.004
Standard Operating Procedure Water Column Salinity, Conductivity, Temperature, and Dissolved Oxygen Determination	ERL-N SOP 1.02.005
Standard Operating Procedure *Champia parvula* Sexual Reproduction Test	ERL-N SOP 1.03.001
Standard Operating Procedure Conducting Acute Toxicity Tests Using *Ampelisca abdita*	ERL-N SOP 1.03.002
Standard Operating Procedure Conducting Acute Toxicity Tests Using *McCyprinodon variegatus,* and *Menidia beryllina*	ERL-N SOP 1.03.003
Standard Operating Procedure Conducting the Inland Silverside *(Menidia beryllina)* and Sheepshed Minnow *(Cyprinodon variegatus)* Larvae Survival and Growth Tests	ERL-N SOP 1.03.004
Standard Operating Procedure Conducting the *Mysidopsis bahia* Survival, Growth, and Fecundity Test	ERL-N SOP1.03.005
Standard Operating Procedure Conducting the Sea Urchin, *Arbacia punctulate*, Fertilization Test	ERL-N SOP 1.03.006
Standard Operating Procedure Conducting the Sea Urchin Larval Development Test	ERL-N SOP 1.03.007
Standard Operating Procedure Coot Clam *(Mulinia lateralis)* Embryo/Larval Toxicity Test	ERL-N SOP 1.03.008
Standard Operating Procedure Microtox	ERL-N SOP 1.03.009

Standard Operating Procedure Performing the Phagocytic Index and Killing Ability Assay	ERL-N SOP 1.03.010
Standard Operating Procedure Solid Phase Bioaccumulaton Testing	ERL-N SOP 1.03.011
Standard Operating Procedure V79/Sister Chromatid Exchange Assay	ERL-N SOP 1.03.012
Standard Operating Procedure Growth and Scope for Growth Measurements with *Mytilus edulis*	ERL-N SOP 1.03.013
Standard Operating Procedure Membrane Filtration Method for the Enumeration of *Clostridium perfringens* in Marine Waters	ERL-N SOP 1.03.014
Standard Operating Procedure Membrane Filtration Method for the Enumeration of Fecal Coliforms and *Escherichia coli* in Marine Waters	ERL-N SOP 1.03.015
Standard Operating Procedure Most Probable Number Method for the Enumeration of *Clostridium perfringens* in Marine Waters	ERL-N SOP 1.03.017
Standard Operating Procedure Most Probable Number Method for the Enumeration of Entercocci in Marine Waters	ERL-N SOP 1.03.018
Standard Operating Procedure Most Probable Number Method for the Enumeration of Fecal Coliforms and *Escherichia coli* in Marine Waters	ERL-N SOP 1.03.019
Standard Operating Procedure Measurement of the Ecological Effects, Fate, and Transport of Chemicals in a Site-Specific Experimental Marine Microcosm	ERL-N SOP 1.03.020
Standard Operating Procedure ETC Biological Test Procedures for *Ampelisca abdita*	ERL-N SOP 1.03.21
Standard Operating Procedure Cleaning of Equipment for Trace Metal Analysis	ERL-N SOP 2.01.001
Standard Operating Procedure Field Use of the High Volume Seawater Sampling Apparatus for Organics Analysis	ERL-N SOP 2.01.002
Standard Operating Procedure Subtidal Sediment Chemistry Sampling	ERL-N SOP 2.02.002
Standard Operating Procedure Extraction of Filter Samples for PCBs	ERL-N SOP 2.03.001
Standard Operating Procedure Extraction of Sediment Samples for PCBs	ERL-N SOP 2.03.002
Standard Operating Procedure Extraction of Tissue Samples	ERL-N SOP 2.03.003
Standard Operating Procedure Extraction of Water Samples for PCBs	ERL-N SOP 2.03.004
Standard Operating Procedure Column Chromatography of Semivolatile Organic Analytes	ERL-N SOP 2.03.005
Standard Operating Procedure Digestion of Organism Samples for Trace Metal Analysis	ERL-N SOP 2.03.006
Standard Operating Procedure Microwave Digestion of Organism Samples for Inorganic Analysis	ERL-N SOP 2.03.007

Standard Operating Procedure Preparation of Water Samples for Direct Determination of Trace Metals	ERL-N SOP 2.03.008
Standard Operating Procedure Extraction of Seawater Samples for Organic Analysis	ERL-N SOP 2.03.009
Standard Operating Procedure Sediment Extraction for Semivolatile Organic Analytes	ERL-N SOP 2.03.010
Standard Operating Procedure Tissue Extraction for Semivolatile Organic Analytes	ERL-N SOP 2.03.011
Standard Operating Procedure Total Microwave Digestion of Sediment Samples for Inorganic Analysis	ERL-N SOP 2.03.012
Standard Operating Procedure Ultrasonic Extraction of Sediment Samples for Inorganic Analysis	ERL-N SOP 2.03.013
Standard Operating Procedure Analysis of Dissolved PCBs Using Foam Plugs	ERL-N SOP 2.04.001
Standard Operating Procedure Gas Chromatography-Mass Spectrometry	ERL-N SOP 2.04.002
Standard Operating Procedure Gas Chromatography	ERL-N SOP 2.04.003
Standard Operating Procedure Inorganic Analysis by Flame Atomic Absorption Spectrophotometry	ERL-N SOP 2.04.004
Standard Operating Procedure Inorganic Analysis by ICP	ERL-N SOP 2.04.005
Standard Operating Procedure Instrumental Operating Conditions for Inorganic Analysis	ERL-N SOP 2.04.006
Standard Operating Procedure Dichlovos Monitoring	ERL-N SOP 2.05.001
Standard Operating Procedure Propoxur Monitoring	ERL-N SOP 2.05.002
Standard Operating Procedure Carbaryl Monitoring	ERL-N SOP 2.05.003

2 UNH SOPs

Standard Operating Procedure Eelgrass *(Zostera marina)* Collection and Population Characteristics	JEL SOP 1.01
Standard Operating Procedure Eelgrass *(Zostera marina)* Carbon, Nitrogen, and Phosphorus	JEL SOP 1.02
Standard Operating Procedure Seaweed Collection and Population Characteristics	JEL SOP 1.03
Standard Operating Procedure Blue Mussel *(Mytilus edulis)* Collection and Population Characteristics	JEL SOP 1.04
Standard Operating Procedure Water Sampling for Suspended Solids Chlorophyll, pH and Nutrients	JEL SOP 1.05
Standard Operating Procedure Water Sample Filtration and Analysis of Total Suspended Solids, Chlorophyll, and Phaeopigments	JEL SOP 1.06
Standard Operating Procedure Analysis of Seawater Samples for Ammonium (NH_4^+) Using Wet Chemistry Procedure	JEL SOP 1.07
Standard Operating Procedure Analysis of Seawater Samples for Phosphate (PO_4^{3-}) Using Wet Chemistry Procedure	JEL SOP 1.08
Standard Operating Procedure Most Probable Number Method for the Enumeration of *Clostridium perfringens* in Marine Sediments	JEL SOP 1.09

Standard Operating Procedure Sediment Coring, Core Extrusion and Subsampling — JEL SOP 1.10

Standard Operating Procedure Sediment Textural Analysis — JEL SOP 1.11

Standard Operating Procedure Analysis of Seawater Samples for Nitrate and Nitrite (NO_3^-, NO_2^-) Using an Automated Procedure — JEL SOP 1.12

Standard Operating Procedure Winter Flounder *(Pleuronectes americanus)* and Lobster *(Homarus americanus)* Collection for Chemical Analysis — JEL SOP 1.13

Standard Operating Procedure Collection of Sediment Samples for Chemical and Toxicological Analyses, and Characterization of Benthos — JEL SOP 1.14

Standard Operating Procedure Sorting and Identification of Benthic Invertebrates — JEL SOP 1.15

3 MESO SOP

Standard Operating Procedure Analysis of Organotin Compounds in Water, Sediment, and Tissue — MESO SOP 2/92

APPENDIX A: OPTIMITIZATION OF BUTYLTIN MEASUREMENTS FOR SEAWATER, TISSUE, AND MARINE SAMPLES

APPENDIX B: ANALYTICAL PROCEDURES FOR EXTRACTABLE ORGANOTINS IN SOFT TISSUES OF MARINE ORGANISMS

APPENDIX C: ANALYTICAL CHEMISTRY QUALITY ASSURANCE AND QUALITY CONTROL PROTOCOLS, CRITERIA, AND CORRECTIVE ACTION FOR THE ESTUARINE ECOLOGICAL RISK ASSESSMENT AT NAVAL SHIPYARD PORTSMOUTH, KITTERY, ME

U.S. EPA. 1992. ***Synthesis of Methods to Predict Bioaccumulation of Sediment Pollutants.*** **Research Report. U.S. Environmental Protection Agency, Bioaccumulation/Stratozone Team, Pacific Ecosystems Branch, Environmental Research Laboratory, Newport, OR.**

Media in which methods can be used: ☐ **Water** ☑ **Sediment** ☑ **Biota**

Keywords: **Sediment quality, bioaccumulation, sampling, data analysis, QA/QC**

Abstract

This document is designed to be an aid in choosing the most appropriate test or model for assessing or predicting bioaccumulation of sediment-associated pollutants. With one exception, the methods are limited to bedded (whole) rather than resuspended sediments. The techniques are evaluated solely in terms of uptake by sediment-dwelling (i.e., infaunal) invertebrates rather than by epifaunal invertebrates (e.g., mussels, oysters) or fish. Although focused on marine and estuarine organisms, the techniques should be generally applicable to freshwater environments.

A questionnaire section directs the reader to sections which describe a specific direct measurement technique (laboratory test or field survey) or model that best fits the available data and goals of the project. These sections introduce the model or direct measurement method, describe its use and limitations, identify the sampling requirements for the direct methods, and direct the reader to references where the technique is described in greater detail.

For bioaccumulation models, two toxicokinetic (bioenergetics based and a first-order kinetic) and two equilibrium partition models (bioaccumulation factor and equilibrium partitioning or AF) are discussed. Where possible, tables of model input parameters and reference values are provided.

For direct measurements of bioaccumulation, several laboratory tests are presented as well as the alternative of assessing bioaccumulation from field collected organisms. The laboratory tests described range from a simple 28-day exposure to tests which use time-series sampling during uptake and depuration phases to determine input parameters for the first-order kinetic model. An appendix is provided which contains information that is generic to any laboratory bioaccumulation test, such as species selection and exposure systems.

This report in no way supersedes or takes the place of any guidance or requirements set forth in any regulatory document by any agency.
[copied from document]

Contact: (303) 867-5000

TABLE OF CONTENTS

1 INTRODUCTION
- Background
- How to Use This Guide
- Document Limitations
- Summary of Methods to Assess Bioaccumulation
  - Direct Measurements
  - Models
  - Method Applicability
- Key Decisions in Choosing a Bioaccumulation Approach

2 GUIDE TO METHODS FOR ASSESSING BIOACCUMULATION
- Instructions
- Questionnaire
  - Model Questions
  - Laboratory or Field Test Questions

3 BIOACCUMULATION FACTOR MODEL
- Model Description
- Data Needs
- Errors Associated with BAF's

4 EQUILIBRIUM PARTITIONING BIOACCUMULATION MODEL
- Model Description
- Data Needs
- Errors Associated with Accumulation Factors

5 BIOGNERGETICS-BASED TOXICOKINETIC BIOACCUMULATION MODEL
- Model
- Model Description
- Data Needs
- Errors Associated with Bioenergetics-Based Model

6 FIRST-ORDER KINETIC MODEL
- Model Description
- Data Needs
- Errors Associated with First-Order Kinetic Model
  - k_s, k_2, and C_s
  - Growth Dilution

7 LONG-TERM BIOACCUMULATION TEST
Test Description
Sampling
Biotic Samples
Abiotic Samples
Data Interpretation

8 28-DAY BIOACCUMULATION TEST
Test Description
Sampling
Data Interpretation

9 UPTAKE AND DEPURATION LABORATORY TEST
Test Description
Sampling

10 UPTAKE ONLY LABORATORY TEST
Test Description
Sampling
Data Interpretation

11 FIELD SAMPLES FOR ASSESSING BIOACCUMULATION
Background
Sampling
Biotic Samples
Abiotic Samples
Data Interpretation

APPENDIX A: GENERIC CONSIDERATIONS FOR BIOACCUMULATION TESTS
Background
Species Selection
Sediments
Exposure Systems and Facilities
Compositing
Pollutant Analysis
Replication and Power of Tests
Reference and Control Sediments

GLOSSARY

REFERENCES

U.S. EPA. 1993. ***Guidance for Assessing Chemical Contaminant Data for Use in Fish Advisories, Volume 1: Fish Sampling and Analysis.*** **U.S. Environmental Protection Agency, Office of Science and Technology, Office of Water, Washington, DC. EPA 823-R-93-002. (NTIS: PB93-237899).**

Media in which methods can be used: ☐ **Water** ☐ **Sediment** ☑ **Biota**

Keywords: **Biological characterization, sampling, QA/QC, metals, pesticides, PAHs, PCBs, inorganics, organics, tissue analysis, data analysis/management**

Abstract

This manual is intended to describe what the EPA Office of Water believes to be scientifically sound methods for sample collection, chemical analyses, and statistical analyses of fish and shellfish tissue contaminant data for use in fish contaminant monitoring programs that have as their objective the protection of public health.

The purpose of this manual is to provide overall guidance to States on methods for sampling and analyzing contaminants in fish and shellfish tissue that will promote consistency in the data States use to determine the need for fish consumption advisories. **This manual provides guidance only and does not constitute a regulatory requirement for the States.**

This technical guidance manual is intended for use as a handbook by the State and local agencies that are responsible for sampling and analyzing fish and shellfish tissue. Adherence to this guidance will enhance the comparability of fish and shellfish contaminant data, especially in interstate waters, and thus provide more standardized information of fish contamination problems.

This manual is the first in a series of four documents to be prepared by the EPA Office of Water as part of a Federal Assistance Plan to help States standardize fish consumption advisories. The remaining three documents will provide guidance on risk assessment, risk management, and risk communication.

This sampling and analysis manual is not intended to be an exhaustive guide to all aspects of sampling, statistical design, development of risk-based screening values, laboratory analyses, and QA/QC considerations for fish and shellfish contaminant monitoring programs. Key references are provided that detail various aspects of these topics. In addition, States may obtain a list of related documents relevant to fish and shellfish contamination monitoring by accessing the EPA Nonpoint Source Bulletin Board System (NPS BBS). The phone number of the BBS is (301) 589-0205.

Monitoring Strategy: Section 2 outlines the recommended strategy for State fish and shellfish contaminant monitoring programs. This strategy is designed to (1) routinely screen waterbodies to identify those locations where chemical contaminants in edible portions of fish and shellfish exceed human health screening values and (2) sample more intensively those waterbodies where exceedances of these SVs have been found in order to assess the magnitude and the geographic extent of the contamination.

Target Species: Section 3 discusses the purpose of using target species and criteria for selection of target species for both screening and intensive studies. Lists of recommended target species are provided for inland freshwaters, Great Lakes waters, and seven distinct estuarine and coastal marine regions of the United States.

Target Analytes: Section 4 presents a list of recommended target analytes to be considered for inclusion in screening studies and discuss criteria used in selecting these analytes.

Screening Values: Section 5 describes the EPA risk-based procedure for calculating screening values for target analytes.

Field Procedures: Section 6 recommends field procedures to be followed from the time fish or shellfish samples are collected until they are delivered to the laboratory for processing and analysis. Guidance is provided on site selection and sample collection procedures; the guidance addresses material and equipment requirements, time of sampling, size of animals to be collected, sample type, and number of samples. Sample identification, handling, preservation, shipping, and storage procedures are also described.

Laboratory Procedures: Section 7 described recommended laboratory procedures for sample handling including: sample measurements, sample processing procedures, and sample preservation and storage procedures. Section 8 presents recommended laboratory procedures for sample analyses, including cost-effective analytical methods and associated QC procedures, and information of sources of certified reference materials and Federal agencies currently conducting interlaboratory comparison programs.

Data Analysis and Reporting: Section 9 includes procedures for data analysis to determine the need for additional monitoring and risk assessment and for data reporting. This section also described the National Fish Tissue Data Repository (NFTDR), a national database of fish and shellfish contamination monitoring data.
[extracted from document]

Contact: (202) 260-7786

TABLE OF CONTENTS

1 INTRODUCTION
- Historical Perspective
- Purpose
- Objectives
- Relationship of Manual to Other Guidance Documents
- Organization of this Manual

2 MONITORING STRATEGY
- Screening Studies (Tier 1)
- Intensive Studies (Tier 2)

3 TARGET SPECIES
- Purpose of Using Target Species
- Criteria for Selecting Target Species
- Freshwater Target Species
  - Bottom-Feeding Target Species
  - Predator Target Species
- Estuarine/Marine Target Species
  - Selection of Target Shellfish Species
  - Selection of Target Finfish Species

4 TARGET ANALYTES
- Recommended Target Analytes
- Selection of Target Analytes
- Target Analytes Profiles
  - Metals
  - Organochlorine Pesticides
  - Organophosphate Pesticides
  - Chlorophenoxy Herbicides
  - Polychlorinated Biphenyls (Total)
  - Dioxins and Dibenzofurans
- Target Analytes Under Evaluation
  - Metals
  - Organics

5 SCREENING VALUES FOR TARGET ANALYTES
- General Equations for Calculating Screening Values
  - Noncarcinogens
  - Carcinogens
  - Recommended Values for Variables in Screening Value Equations
- Recommended Screening Values for Target Analytes

Comparison of Target Analytes Concentrations with Screening Values
Metals
Organics

6 FIELD PROCEDURES
Sampling Design
Screening Studies (Tier 1)
Intensive Studies (Tier 2)
Sample Collection
Sampling Equipment and Use
Preservation of Sample Integrity
Field Recordkeeping
Sample Handling
Sample Selection
Sample Packaging
Sample Preservation
Sample Shipping

7 LABORATORY PROCEDURES I - SAMPLE HANDLING
Sample Receipt and Chain-of-Custody
Sample Processing
General Considerations
Processing Fish Samples
Processing Shellfish Samples
Sample Distribution
Preparing Sample Aliquots
Sample Transfer

8 LABORATORY PROCEDURES II - SAMPLE ANALYSES
Recommended Analytes
Target Analytes
Lipid
Analytical Methods
Lipid Method
Target Analyte Methods
Quality Assurance and Quality Control Considerations
QA Plans
Method Documentation
Minimum QA and QC Requirements for Sample Analyses
Documentation and Reporting of Data
Analytical Data Reports
Summary Reports

9 DATA ANALYSIS AND REPORTING
Data Analysis
Screening Studies
Intensive Studies
Data Reporting
State Data Reports
Reports to the National Fish Tissue Data Repository

10 LITERATURE CITED

APPENDIX A: FISH AND SHELLFISH SPECIES FOR WHICH STATE CONSUMPTION ADVISORIES HAVE BEEN ISSUED

APPENDIX B: TARGET ANALYTES ANALYZED IN NATIONAL OR REGIONAL MONITORING PROGRAMS

APPENDIX C: PESTICIDES AND HERBICIDES RECOMMENDED AS TARGET ANALYTES

APPENDIX D: TARGET ANALYTE DOSE-RESPONSE VARIABLES AND ASSOCIATED INFORMATION

APPENDIX E: QUALITY ASSURANCE AND QUALITY CONTROL GUIDANCE

APPENDIX F: RECOMMENDED PROCEDURES FOR PREPARING WHOLE FISH COMPOSITE HOMOGENATE SAMPLES

APPENDIX G: GENERAL PROCEDURES FOR REMOVING EDIBLE TISSUES FROM SHELLFISH

APPENDIX H: COMPARISON OF TARGET ANALYTE SCREENING VALUES (SVS) WITH DETECTION AND QUANTITATION LIMITS OF CURRENT ANALYTICAL METHODS

APPENDIX I: SOURCES OF RECOMMENDED REFERENCE MATERIALS AND STANDARDS

U.S. EPA. 1993. ***Laboratory Methods Manual - Estuaries. Environmental Monitoring and Assessment Program.*** **U. S. Environmental Protection Agency, Office of Research and Development, Environmental Monitoring Systems Laboratory, Cincinnati, OH. pp. 289. EPA/600/4-91/024.**

Media in which methods can be used: ☑ **Water** ☑ **Sediment** ☑ **Biota**

Keywords: **Water quality, sediment quality, biological characterization, toxicity/bioassays, inorganics, metals, tissue analysis, organics, grain size, total solids, population/ community, pesticides, PAHs, PCBs, organotin, total organic carbon**

Abstract

This EMAP program is designed to monitor a defined set of parameters (i.e., indicators of estuarine and coastal environmental quality) on a regional scale, over a period of decades, using standardized field sampling and laboratory methods with a probability-based sampling design. A defined set of parameters that serve as indicators of environmental quality are addressed. Categories of indicators identified and sampled are as follows:

- **Response indicators** - Measurements that quantify the integrated response of ecological resources to individual or multiple stressors. Included are benthic species composition, abundance and biomass; gross pathology of fish; fish species composition and abundance; relative abundance of large burrowing bivalves; and histopathology of fish.

- **Exposure indicators** - Physical, chemical, and biological measurements that quantify pollutant exposure, habitat degradation, or other causes of degraded ecological condition. Included are sediment contaminant concentration; sediment toxicity; contaminants in fish flesh; contaminants in large bivalves; and continuous and point measurements of dissolved oxygen concentration.

- **Habitat indicators** - Physical, chemical, and biological measurements that provide basic information about the natural environmental setting. Included are sediment characteristics: water salinity, temperature pH, depth, and clarity; chlorophyll-a fluorescence and the amount of photosynthetically active radiation (PAR) in the water column.

Recommended protocols for those indicator parameters that are measured in the laboratory are presented in this document. These include methods of laboratory analyses of selected inorganic and organic parameters, tissue analyses, sediment toxicity testing methods, sediment composition, and grain size determinations. Histopathological procedures and macrobenthic community assessment protocols are also discussed. Protocols for indicator parameters collected or measured in the field are contained in EMAP-NC Field Operations Manuals (Macauley, 1991; Strobel and Schimmel, 1991).
[extracted from document]

Contact: (513) 569-7301

TABLE OF CONTENTS

1 EMAP-ESTUARIES
Introduction

2 INORGANIC CHEMISTRY METHODS
Introduction
Sample Preparation Procedure for Spectrochemical Analyses of Total Recoverable Elements in Biological Tissues
Determination of Metals and Trace Elements by Inductively Couple Plasma - Atomic Emission Spectrometry
Determination of Mercury in Sediments by Cold Vapor Atomic Absorption Spectrometry
Determination of Mercury in Tissues by Cold Vapor Atomic Absorption Spectrometry
Determination of Acid-Volatile Sulfides in Sediments Using Sulfide-Specific Electrode Detection
Microwave Digestion Procedure for Metals in Sediments

3 ORGANIC CHEMISTRY METHODS
Introduction
Determination of Chlorinated Pesticides, Polycyclic Aromatic Hydrocarbons, and Selected Polychlorinated Biphenyl Congeners in Sediments
Determination of Butyltin Compounds in Sediments
Method for the Determination of Total Organic and Inorganic Carbon (Wet Oxidation)
Residue, Non-Filterable (Suspended Solids)

4 LABORATORY METHODS FOR FILLETING AND COMPOSITING FISH FOR ORGANIC AND INORGANC CONTAMINANT ANALYSES

5 SEDIMENT TOXICITY TEST METHODS

6 SEDIMENT SILT-CLAY CONTENT AND GRAIN SIZE DISTRIBUTION LABORATORY PROCEDURES

7 BENTHIC MACROINVERTEBRATE METHODS MACROBENTHIC COMMUNITY ASSESSMENT

8 HISTOPATHOLOGY
Suborganismal Bioindicators
Aromatic Hydrocarbon Metabolites in Bile
Bioindicators - Blood Chemisry Profiles and Hematology Studies

U.S. EPA. 1993. ***Methods for Aquatic Toxicity Identification Evaluations, Phase II Toxicity Identification Procedures for Samples Exhibiting Acute and Chronic Toxicity.*** **U.S. Environmental Protection Agency, Office of Research and Development, Environmental Research Laboratory, Duluth, MN. EPA/600/R-92/080. (NTIS: PB94-114907).**

Media in which methods can be used: ☑ **Water** ☐ **Sediment** ☐ **Biota**

Keywords: **Water quality, organics, metals, toxicity**

Abstract

This document is one in a series of guidance documents intended to assist dischargers and their consultants in conducting acute or chronic aquatic toxicity identification evaluations (TIEs). TIEs might be required by state or federal agencies resulting from an enforcement action or as a condition of a National Pollutant Discharge Elimination System (NPDES) permit. The TIE approach is applicable to effluents, ambient waters, sediment pore waters or elutriates, and hazardous waste leachates. The methods described in this document will also help to determine the adequacy of effluent TIEs when they are conducted as part of a toxicity reduction evaluation (TRE).

This Phase II document is the second of a three phase series of documents that provide methods to characterize and identify the cause of toxicity in effluents. The first phase of the series, Phase I, characterized the physical/chemical nature of the acute and chronic toxicant(s), thereby simplifying the analytical work needed to identify the toxicant(s). Phase II provides guidance to identify the suspect toxicants, and the last phase, Phase III provides methods to confirm that the suspect toxicants are indeed the cause of toxicity. These recent TIE documents have been produced or revised to include chronic toxicity recommendations and additional information or experiences we have gained since the original methods were printed.

This Phase II document provides identification schemes for non-polar organic chemicals, ammonia, metals, chlorine, and surfactants that cause either acute or chronic toxicity. The document is still incomplete in that it does not provide methods to identify all toxicants, such as polar organic compounds. This Phase II manual also incorporates chronic and acute toxicity identification techniques into one document.

While the TIE approach was originally developed for effluents, the methods and techniques directly apply to other types of aqueous samples, such as ambient waters, sediment pore waters, sediment elutriates, and hazardous waste leachates. These methods are not mandatory protocols but should be used as general guidance for conducting TIEs.

The sections of both Phase I documents which address health and safety, quality assurance/quality control (QA/QC), facilities and equipment, dilution water, testing, sampling, and parts of the introduction are applicable to Phase II. These sections, however, are not repeated in their entirety in this document. *[copied from document]*

Contact: (513) 569-7562

TABLE OF CONTENTS

1 INTRODUCTION
General Overview

2 NON-POLAR ORGANIC COMPOUNDS
General Overview
Acute Toxicity: Fractionation and Toxicity Testing Procedures
Sample Volume
Filtration
Column Size
C_{18} SPE Column Conditioning
Elution Blanks
Column Loading with Effluent
C_{18} SPE Column Elution
Blank & Effluent Fraction Toxicity Tests
APE Fractions: Concentration and Subsequent Toxicity Testing
HPLC Separation
HPLC Fraction Toxicity Tests
HPLC Fraction: Concentration and Subsequent Toxicity Testing
Chronic Toxicity: Fractionation and Toxicity Testing Procedures
Sample Volume
Filtration
Column Size
C_{18} SPE Column Conditioning
Elution Blanks
Column Loading with Effluent
C_{18} SPE Column Elution
Blank & Effluent Fraction Toxicity Tests
APE Fractions: Concentration and Subsequent Toxicity Testing
HPLC Separation
HPLC Fraction Toxicity Tests
HPLC Fraction: Concentration and Subsequent Toxicity Testing
GC/MS Analyses
Identifying Suspected Toxicants
Identifying Organophosphase Pesticides
Identifying Surfactants
Alternate Fractionation Procedures
Modified Elution Method
Solvent Exchange
Alternative SPE Sorbents and Techniques

3 AMMONIA
- General Overview
- Toxicity Testing Concerns
- Measuring Ammonia Concentration
- Graduated pH Test
  - pH Control: Acid/Base Adjustments
  - pH Control: CO_2 Adjustments
  - pH Control: Buffer pH Adjustments
- Zeolite Resin Test
- Air-Stripping of Ammonia

4 METALS
- General Overview
- Analysis of Metals
  - Prioritizing Metals for Analysis
  - Metal Analysis Methods
  - Metal Speciation
  - Identification of Suspect Metal Toxicants
- Additional Toxicity Testing Methods
  - EDTA Addition Test
  - Sodium Thiosulfate Addition Test
  - Metal Toxicity Changes with pH
  - Ion-Exchange Test

5 CHLORINE
- General Overview
- Tracking Toxicity and TRC Levels

6 IDENTIFYING TOXICANTS REMOVED BY FILTRATION
- General Overview
- Filter Extraction

7 REFERENCES

8 APPENDIX A

U.S. EPA. 1993. *Methods for Aquatic Toxicity Identification Evaluations, Phase III Toxicity Confirmation Procedures for Samples Exhibiting Acute and Chronic Toxicity.* U.S. Environmental Protection Agency, Office of Research and Development, Environmental Research Laboratory, Duluth, MN. EPA/600/R-92/081. (NTIS: PB84-123833).

Media in which methods can be used: ☑ **Water** ☐ **Sediment** ☑ **Biota**

Keywords: **Water quality, toxicity/bioassays, QA/QC**

Abstract

This Phase III document is the last in a series of guidance documents intended to aid discharges and their consultants in conducting aquatic organism toxicity identification evaluations (TIEs). TIEs might be required by state or federal agencies as the result of an enforcement action or as a condition of a National Pollutant Discharge Elimination System (NPDES) permit. These documents should aid individuals in overseeing and determining the adequacy of effluent TIEs as a part of toxicity reduction evaluations (TREs).

In this confirmation document, guidance is included when the treatability approach is taken. Use of the treatability approach required confirmation as much as or more than the toxicant identification approach (Phase II). The reader is encouraged to use both the acute Phase I characterization and the chronic Phase I characterization documents for details of quality assurance/quality control (QA/QC), health and safety, facilities and equipment, dilution water, sampling, and testing. The TIE methods are written as general guidance rather than rigid protocols for conducting TIEs and these methods should be applicable to other aqueous samples, such as ambient waters, sediment elutriate or pore waters, and leachates.

In 1989, the guidance document for acutely toxic effluents entitled *Methods for Aquatic Toxicity Identification Evaluations: Phase III Toxicity Confirmation Procedures* was published. This new Phase III manual and its companion documents are intended to provide guidance to aid dischargers in confirming the cause of toxicity in industrial and municipal effluents. The toxicity identification evaluation (TIE) starts with a characterization of the effluent toxicity using aquatic organisms to tract toxicity; this step is followed by identifying a suspect toxicant(s) and then confirming the suspect toxicant as the cause of toxicity.

This Phase III confirmation document provides greater detail and more insight into the procedures described in the acute Phase III confirmation document. Procedures to confirm that all toxicants have been correctly identified are given and specific changes for methods applicable to chronic toxicity are included. A difficult aspect of confirmation occurs when toxicants are not additive, and therefore the effects of effluent matrix affecting the toxicants are discussed. The same basic techniques (correlation, symptoms, relative species sensitivity, spiking, and mass balance) are still used to confirm toxicants and case examples are provided to illustrate some of the Phase III procedures.
[copied from document]

Contact: (513) 569-7562

TABLE OF CONTENTS

1 INTRODUCTION

2 CORRELATION APPROACH
- Correlation
- Correlation Problems Caused by Matrix Effects

3 SYMPTOM APPROACH

4 SPECIES SENSITIVITY APPROACH

5 SPIKING APPROACH

6 MASS BALANCE APPROACH

7 DELETION APPROACH

8 ADDITIONAL APPROACHES

9 HIDDEN TOXICANTS

10 CONCLUSIONS

11 WHEN THE TREATABILITY APPROACH HAS BEEN USED

12 REFERENCES

U.S. EPA. 1993. ***Methods for the Determination of Inorganic Substances in Environmental Samples.*** **U.S. Environmental Protection Agency, Office of Research and Development, Environmental Monitoring Systems Laboratory, Cincinnati, OH. EPA/600/R-93/100. (NTIS: PB94-120821).**

Media in which methods can be used: ☑ **Water** ☐ **Sediment** ☐ **Biota**

Keywords: **Water quality, sampling, turbidity, inorganics, nutrients, oxygen demand, data analysis**

Abstract

This manual contains ten updated and revised automated, semi-automated or methods amenable to automation for the determination of a variety of inorganic substances in water and wastewater.

These methods include and address, in an expanded form, information concerning safety, quality control, pollution prevention, and waste management. Methods were selected which minimize the amount of hazardous reagents required and maximize sample throughput to allow expanded quality control.

Automated methods are included for nitrate-nitrate, phosphorus, and sulfate. Semi-automated methods cover cyanide, ammonia, total kjeldahl nitrogen (TKN), chemical oxygen demand (COD), and generic phenolics. Methods amenable to automation include turbidity and inorganic anions by ion chromatography.
[copied from document]

Contact (513) 589-7586

TABLE OF CONTENTS

		METHOD NUMBER
1	INTRODUCTION	
2	DETERMINATION OF TURBIDITY BY NEPHELOMETRY (REV. 2.0)	180.1
3	DETERMINATION OF INORGANIC ANIONS BY ION CHROMATOGRAPHY (REV. 2.1)	300.0
4	DETERMINATION OF TOTAL CYANIDE BY SEMI-AUTOMATED COLORIMETRY (REV. 1.0)	335.4
5	DETERMINATION OF AMMONIA NITROGEN BY SEMI-AUTOMATED COLORIMETRY (REV. 2.0)	350.1
6	DETERMINATION OF TOTAL KJELDAHL NITROGEN BY SEMI-AUTOMATED COLORIMETRY (REV. 2.0)	351.2
7	DETERMINATION OF NITRATE-NITRITE BY AUTOMATED COLORIMETRY (REV. 2.0)	353.2
8	DETERMINATION OF PHOSPHORUS BY AUTOMATED COLORIMETRY (REV. 2.0)	365.1
9	DETERMINATION OF SULFATE BY AUTOMATED COLORIMETRY (REV. 2.0)	375.2
10	DETERMINATION OF CHEMICAL OXYGEN DEMAND BY SEMI-AUTOMATED COLORIMETRY (REV. 2.0)	410.4
11	DETERMINATION OF TOTAL RECOVERABLE PHENOLICS BY SEMI-AUTOMATED COLORIMETRY (REV. 1.0)	420.4

U.S. EPA. 1993. (In press.) ***QA/QC Document for Sampling and Analysis of Sediments, Water, and Tissues for Dredged Material Evaluations Phase 1 - Chemical Evaluations.*** **U.S. Environmental Protection Agency, Office of Water, Office of Science and Technology, Standards & Applied Science Division (WH-585), Washington, DC.**

Media in which methods can be used: ☑ **Water** ☑ **Sediment** ☐ **Biota**

Keywords: **Water quality, sediment quality, QA/QC, sampling, data analysis/management, tissue analysis**

Abstract

This document provides programmatic and technical guidance on quality assurance and quality control (QA/QC) issues related to evaluations of impacts associated with the discharge of dredged materials into inland and ocean waters. This QA/QC document serves as a companion manual to the *Ocean Testing Manual* and the *Inland Testing Manual*, both developed jointly by EPA and USACE.

The purpose of this document is

- to provide guidance on the development of quality assurance project plans for ensuring the reliability of data gathered to evaluate dredged material proposed for discharge under the Clean Water Act and the Marine Protection, Research, and Sanctuaries Act
- to outline procedures to be followed when sampling and analyzing sediments, water, and tissue
- to provide recommended target detection limits (TDLs) for chemicals of concern

This Phase 1 document pertains largely to physical and chemical evaluations. Phase 2 of the QA/QC guidance, pertaining to biological evaluations, will be published in 1995.
[extracted from document]

Contact: (202) 260-8085

TABLE OF CONTENTS

1 INTRODUCTION
- Government (Data User) Program
- Contractor (Data Generator) Program

2 DRAFTING A QUALITY ASSURANCE PROJECT PLAN
- Introductory Material
- Quality Assurance Organization and Responsibilities
  - Staffing for Quality Assurance
  - Statements of Work
  - Laboratory Quality Assurance Responsibilities
- Quality Assurance Objectives
  - Program vs. Project Objectives
  - Target Detection Limits for Chemicals
- Standard Operating Procedures
- Sampling Strategy and Procedures
  - Review of Dredging Plan
  - Site Background and Existing Database
  - Subdivision of Dredging Area
  - Sample Location and Collection Frequency
  - Sample Designation System
  - Sample Collection Methods
  - Sample Handling, Preservation, and Storage
  - Logistical Considerations and Safety Precautions
- Sample Custody
  - Sample Custody and Documentation
  - Storage and Disposal of Samples
- Calibration Procedures and Frequency
  - Calibration Frequency
  - Number of Calibration Standards
  - Calibration Acceptance Criteria
- Analytical Procedures
  - Physical Analysis of Sediment
  - Chemical Analysis of Sediment
  - Chemical Analysis of Water
  - Chemical Analysis of Tissue
- Data Screening, Validation, Reduction, and Reporting
  - Data Screening and Validation
  - Data Reduction and Reporting
- Internal Quality Control Checks
  - Priority and Frequency of Quality Control Checks
  - Specifying Quality Control Limits

Quality Control Considerations for Physical Analysis of Sediments
Quality Control Considerations for Chemical Analysis of Sediments
Quality Control Considerations for Chemical Analysis of Water
Quality Control Considerations for Chemical Analysis of Tissue
Quality Control Considerations for Biological Analysis
Performance and System Audits
Procedures for Pre-Award Inspections of Laboratories
Interlaboratory Comparisons
Routine System Audits
Preventative Maintenance
Calculation of Data Quality Indicators
Corrective Actions
Quality Assurance Reports of Management
Preparing Basic Quality Assurance Reports
Preparing Detailed Quality Assurance Reports
References

3 REFERENCES

4 GLOSSARY

APPENDIX A EXAMPLE QA/QC CHECKLISTS, FORMS, AND RECORDS

APPENDIX B EXAMPLE STATEMENT OF WORK FOR THE LABORATORY

APPENDIX C DESCRIPTION OF CALIBRATION, QUALITY CONTROL CHECKS, AND WIDELY USED ANALYTICAL METHODS

APPENDIX D STANDARD OPERATING PROCEDURES

APPENDIX E EPA PRIORITY POLLUTANTS AND ADDITIONAL HAZARDOUS SUBSTANCE LIST COMPOUNDS

APPENDIX F EXAMPLE QUALITY ASSURANCE REPORTS

APPENDIX G ANALYTICAL/ENVIRONMENTAL LABORATORY AUDIT STANDARD OPERATING PROCEDURES

APPENDIX H FORMAT FOR SEDIMENT TESTING REPORT

U.S. EPA. 1993. *Volunteer Estuary Monitoring: A Methods Manual.* U.S. Environmental Protection Agency, Office of Water, Office of Wetlands, Oceans, and Watersheds, Washington, DC. EPA 842-B-93-004.

Media in which methods can be used: ☑ **Water** ☐ **Sediment** ☑ **Biota**

Keywords: **Water quality, biological characterization, dissolved oxygen, nutrients, chlorophyll, population community, pathogenic organisms, sampling, QA/QC, volunteer monitoring**

Abstract

This manual compiles methodologies and techniques used in volunteer monitoring programs for estuarine waters. The manual describes specific techniques that managers can use to enhance existing programs or to launch a new volunteer monitoring program.

The focus of the manual is the identification of those water quality parameters that are most important in determining an estuary's water quality. The significance of each parameter and specific methods to monitor it are then detailed in a step-by-step fashion. Proper quality assurance and quality control are stressed to ensure that the data are useful to state agencies and other users.

Chapter 1 summarizes the process of planning and managing a volunteer monitoring program. Chapter 2 follows with a discussion of the particular problems that afflict the nation's estuaries. Chapter 3 describes those parameters that paint a broad-brush picture of an estuary's fundamental nature and outlines how to measure them. Chapters 4 through 7 take a detailed look at the most important parameters used in describing the water quality of an estuary: dissolved oxygen, nutrients and phytoplankton, submerged aquatic vegetation, and bacteria. Chapter 8 discusses the monitoring of marine debris, organizing a beach cleanup program, and collecting shellfish for toxic substance, bacteria, or paralytic shellfish poisoning analysis. Chapter 9 discusses the reasons for training volunteers and the steps necessary to ensure complete and interesting training sessions. Chapter 10 concludes the manual with a discussion of different data presentation techniques and the importance of credible data.

At the end of each chapter, references and materials from existing volunteer monitoring estuary programs are listed. These references should prove a valuable source of detailed information to anyone interested in establishing a new volunteer program or a background resource to those with already established programs.
[extracted from document]

Contact: (202) 260-9082

TABLE OF CONTENTS

1 INTRODUCTION
- Purpose of this Manual
- Manual Organization
- Planning an Estuarine Monitoring Program
- References

2 OUR TROUBLED ESTUARIES
- What is an Estuary?
- The Problems
- Measures of Environmental Health and Degradation
- References

3 SETTING THE STAGE
- Characterizing the Estuarine Environment
- References

4 MONITORING DISSOLVED OXYGEN
- The Importance of Dissolved Oxygen
- Sampling Considerations
- How to Monitor DO
- References

5 MONITORING NUTRIENTS AND PHYTOPLANKTON
- The Importance of Nutrients
- Why Measure Nutrients?
- Nutrient Sample Considerations
- Where to Sample in the Water Column
- Returning to the Same Monitoring Site
- How to Sample Nutrients
- Phytoplankton
- References

6 MONITORING SUBMERGED AQUATIC VEGETATION
- The Role of Submerged Aquatic Vegetation
- Common SAV Species
- Monitoring Considerations
- How to Monitor SAV Using the Groundtruthing Method
- References

7 MONITORING BACTERIA
- The Role of Bacteria

Bacterial Contamination
Why Monitor Bacteria?
Shellfish Monitoring for Bacteria
Bacteria Sampling Considerations
How to Measure Bacteria Levels
Biochemical Oxygen Demand
References

8 MONITORING OTHER ESTUARINE CONDITIONS
Monitoring Marine Debris
Collecting Shellfish for Analysis
References

9 TRAINING VOLUNTEERS
Why Train Volunteers
Creating a Task Description
Planning the Training
Presenting the Training
Evaluating the Training
Coaching/Providing Feedback
References

10 PRESENTING MONITORING RESULTS
Data Presentation
Case Study
References

APPENDIX A PREPARING A QAPJP

APPENDIX B SCIENTIFIC SUPPLY HOUSES

APPENDIX C HYDROMETER CONVERSION TABLE

U.S. EPA. 1994. ***CWA Section 403: Procedural and Monitoring Guidance.*** **U.S. Environmental Protection Agency, Office of Water; Office of Wetlands, Oceans, and Watersheds, Ocean and Coastal Protection Division, Washington, DC. EPA 842-B-94-003.**

Media in which methods can be used: ☑ **Water** ☑ **Sediment** ☑ **Biota**

Keywords: **Water quality, sediment quality, biological characterization, currents, depth, grain size, salinity, turbidity, temperature, sampling, QA/QC, nutrients, metals, dissolved oxygen, chlorophyll, PAHs, PCBs, organics, population/community, bioaccumulation, pathogenic organisms**

Abstract

The Clean Water Act (CWA, or the Act), Public Law 95-217, was enacted in 1972. The Act is the single most important and comprehensive piece of legislation dealing with the environmental quality of the Nation's waters, covering both marine and freshwater systems.

Section 402 of the CWA established the National Pollutant Discharge Elimination System (NPDES). This section of the Act requires that any direct discharger of pollutants to the surface waters of the United States obtain an NPDES permit before the discharge can take place. To obtain a NPDES permit, a discharger must demonstrate compliance with all applicable requirements of the Act. In the case of discharges to the territorial sea, the contiguous zone, or the ocean, these requirements include Section 403 of the Clean Water Act, which sets forth criteria to prevent unreasonable degradation of the marine environment and authorized imposition of any additional effluent limitations, including zero discharge, necessary to protect the receiving waters to attain the objectives of the Clean Water Act.

This document is designed to provide the EPA Regions and NPDES-authorized States with a framework for the decision-making process for Clean Waters Act Section 403 evaluations and to provide guidance on the type and level of monitoring that should be required as part of permit issuance under the "no irreparable harm" provisions of Section 403. (Generally, ambient monitoring is not required if a determination of "no unreasonable degradation" is made.) The decision-making aspects of the program, such as determination of information requirements and sufficiency of information, determination of no unreasonable degradation, and the decision to issue/reissue or deny a permit, are described. Options for monitoring under the basis of no irreparable harm, including criteria for evaluating perceived potential impact and establishing monitoring requirements to assess actual impacts, are discussed. Finally, summaries of monitoring methods for evaluating the following parameters are provided:

- **physical characteristics,** such as temperature, salinity, density, depth, turbidity, and current velocity and direction, to characterize the water column, to verify hydrodynamic models, and to indicate spatial and temporal variations
- **water chemistry** to evaluate the quality of receiving waters
- **sediment chemistry** to determine pollutant levels in sediments
- **sediment grain size** to describe spatial and temporal changes in the benthic community
- **benthic community structure** to detect and describe spatial and temporal changes in community structure and function

- **fish and shellfish pathobiology** to provide information regarding damage or alteration to organ systems of fish and shellfish
- **fish and shellfish populations** to detect and describe spatial and temporal changes in the abundance, structure, and function of fish and shellfish communities
- **plankton characteristics** including biomass, productivity, and community structure and function, to identify the dominant species, detect short- and long-term spatial and temporal trends, and examine the relationship between water quality conditions and community characteristics
- **habitat identification** to determine whether pollutant-related damage will cause long-lasting harm to sensitive marine habitats
- **bioaccumulation** to provide the link between pollutant exposure and effects
- **pathogens** to assess water conditions in the vicinity of discharges and surrounding areas and to assess relative pathogen contributions from permitted effluent discharges
- **effluent** characterization to predict biological impacts of an effluent prior to discharge
- **mesocosms and microcosms** to assess ecological impacts from marine discharges

Each method section contains an explanation of why the measurement of the parameter of concern might be included as part of a 403 monitoring program, and a discussion of monitoring design considerations, analytical methods, statistical design considerations, the use of data generated, and quality assurance/ quality control considerations.
[extracted from document]

Contact (202) 260-6502

TABLE OF CONTENTS

1 INTRODUCTION
- The Ocean Discharge Criteria
- Purpose of this Document
- Document Format

2 SECTION 403 PROCEDURE
- Background
  - The Role of the Ocean Discharge Criteria in NPDES Permit Issuance
  - Applicability of Section 403
  - Individual or General Permit
- General Procedure
  - Request for Issuance/Reissuance of a Section 402 Permit
  - Determination of Information Requirements
  - Determination of No Unreasonable Degradation
  - Decision to Issue/Reissue or Deny a Permit
  - Insufficient Information

3 OPTIONS FOR MONITORING UNDER THE BASIS OF "NO IRREPARABLE HARM"
- Background
- Criteria for Evaluating the Potential for Environmental Impact
  - Major/Minor Discharges
  - Discharges to Stressed Waters
  - Discharges to Sensitive Biological Areas
  - Presence of Other Discharges in the Area
- Monitoring Requirements Based on Perceived Potential Environmental Threat
  - Minimal Potential Threat
  - Moderate Potential Threat
  - High Potential Threat
- Summary

4 SUMMARY OF WORKING METHODS
- Physical Characteristics
  - Rationale
  - Monitoring Design Considerations
  - Analytical Methods Considerations
  - QA/QC Considerations
  - Statistical Design Considerations
  - Use of Data
  - Summary and Recommendations

Water Chemistry
[Sub-headings same as for Physical Characteristics]
Sediment Chemistry
[Sub-headings same as for Physical Characteristics]
Sediment Grain Size
[Sub-headings same as for Physical Characteristics]
Benthic Community Structure
[Sub-headings same as for Physical Characteristics]
Fish and Shellfish Pathobiology
[Sub-headings same as for Physical Characteristics]
Fish Populations
[Sub-headings same as for Physical Characteristics]
Plankton: Biomass, Productivity, and Community Structure/Function
[Sub-headings same as for Physical Characteristics]
Habitat Identification Methods
[Sub-headings same as for Physical Characteristics]
Bioaccumulation
[Sub-headings same as for Physical Characteristics]
Pathogens
[Sub-headings same as for Physical Characteristics]
Effluent Characterization
[Sub-headings same as for Physical Characteristics]
Mesocosms and Microcosms
[Sub-headings same as for Physical Characteristics]

5 LITERATURE CITED

APPENDIX A MONITORING METHODS REFERENCES

APPENDIX B OCEAN DISCHARGE CRITERIA

U.S. EPA. 1994. ***Guidance for Assessing Chemical Contaminant Data for Use in Fish Advisories. Volume II: Risk Assessment and Fish Consumption Limits.*** **U.S. Environmental Protection Agency, Office of Science and Technology, Office of Water, Washington, DC. EPA 823-B-94-004.**

Media in which methods can be used: ☐ **Water** ☐ **Sediment** ☑ **Biota**

Keywords: **Biological characterization, QA/QC, metals, pesticides, PCBs, inorganics, organics, tissue analysis, data analysis/management**

Abstract

The purpose of this document is to provide guidance to States and Native American Tribes on the development of fish consumption limits for chemically contaminated noncommercial freshwater and estuarine fish.

The objective of Volume II is to provide guidance on the development of risk-based meal consumption limits for 23 high-priority chemical fish contaminants (target analytes). The target analytes addressed in this guidance series were selected as particularly significant fish contaminants by EPA's Office of Water, based on their occurrence in fish, their potential for bioaccumulation, and their toxicity to humans. The criteria for their selection are discussed in Volume I of this series. In addition to a presentation of consumption limits, Volume II contains a discussion of risk assessment methods used to derive the consumption limits, as well as a discussion of methods to modify these limits to reflect local conditions. Additional sources of information are listed for those seeking a more detailed discussion of risk assessment methods.

The resultant guidance should help improve the comparability of the methods that underlie fish consumption advisory programs. This manual provides guidance only and does not constitute a regulatory requirement of the States.

This manual is the second in a four volume set of documents prepared by the EPA Office of Water. *Volume I: Fish Sampling and Analysis*, was released in September 1993. *Volume III: Risk Management* and *Volume IV: Risk Communication*, are scheduled for publication during late 1994 or early 1995. All four of these documents are begin developed in a cooperative fashion with Native American Tribes and State, Federal, and Local Government Agencies.

Copies of this document may be obtained by writing to the U.S. Environmental Protection Agency, Fish Contamination Section (4305), 401 M Street S.W., Washington, D.C. 20460.
[extracted from document]

Contact: (202) 260-7786

TABLE OF CONTENTS

1 INTRODUCTION
- Overview and Objectives
- Sources

2 DEVELOPMENT AND USE OF RISK-BASED CONSUMPTION LIMITS
- Overview and Section Organization
- Equations Used to Develop Risk-Based Consumption Limits
  - Calculation of Consumption Limits for Carcinogenic Effects
    - Calculation of Daily Consumption Limits
    - Calculation of Meal Consumption Limits
    - Input Parameters
  - Calculation of Consumption Limits for Noncarcinogenic Effects
    - Calculation of Daily Consumption Limits
    - Calculation of Meals per Month
    - Input Parameters
  - Calculation of Consumption Limits for Developmental Effects
- Default Values and Alternative Values for Calculating Consumption Limits
  - Maximum Acceptable Risk Level (RL)
  - Chronic Reference Doses and Cancer Potencies (RfDs and q_1*s)
  - Consumer Body Weight
    - Derivation of Multipliers for Body Weight Adjustment
  - Meal Size
  - Meal Frequency
- Modification of Consumption Limits for Multiple Species, Single Contaminant Exposure
  - Carcinogenic Effects
  - Noncarcinogenic Effects
- Modification of Consumption Limits for Multiple Contaminant Exposures
  - Carcinogenic Effects
  - Noncarcinogenic Effects
  - Species-Specific Consumption Limits in a Multiple Species Diet
- Choice of Consumption Limits

3 RISK-BASED CONSUMPTION LIMIT TABLES
- Overview and Section Organization
- Consumption Limit Tables

4 RISK ASSESSMENT METHODS
- Introduction
  - Other Information Sources

Hazard Identification
Approach for Fish Contaminants
Toxicological Data
Contaminant Data
Sources of Exposure
Assumptions and Uncertainty Analysis
Dose-Response Assessment
Acute Exposure Toxicity
Chronic Exposure Toxicity
Carcinogenicity
Mutagenicity/Genotoxicity
Developmental Toxicity
Multiple Chemical Exposure: Interactive Effects
Assumptions and Uncertainties
Exposure Assessment
Chemical Occurrences in Fish
Distribution in Fish Tissues
Fish Contaminants
Geographic Distribution of Contaminated Fish
Individual Exposure Assessment
Exposure Variables
Averaging Periods Versus Exposure Durations
Parameters Used in Determining Individual Consumption Patterns
Multiple Chemical Exposures
Population Exposure Assessment
Uncertainty and Assumptions
Chemical Concentrations in Fish
Body Weight
Consumption Rate
Multiple Species and Multiple Contaminants
Other Sources of Exposure
Risk Characterization
Carcinogenic Toxicity
Noncarcinogenic Toxicity
Subpopulation Considerations
Multiple Species and Multiple Contaminant Considerations
Incorporating Considerations of Uncertainty in Consumption Limits

5 TOXICITY DATA FOR TARGET ANALYTES AND METHODOLOGY FOR RISK VALUE CALCULATION
Introduction
Categories of Information Provided in Section 5.6 for Target Analytes

- Pharmacokinetics
- Acute Toxicity
- Chronic Toxicity
- Developmental Toxicity
- Mutagenicity
- Carcinogenicity
- Special Susceptibilities
- Interactive Effects
- Data Gaps
- Summary of EPA Risk Values
- Major Sources
- Statement Regarding Uncertainty

Methods for Calculating Developmental Toxicity Exposure Limits
- Definitions
- Special Issues in the Evaluation of Developmental Toxins
- Methods for Estimating Exposure Limits
  - Identify the Most Appropriate NOAEL or LOAEL
  - Apply Relevant Uncertainty and Modifying Factors
  - Sources of Additional Information on Developmental Toxicity

Methods for Calculating Alternative Values for Systemic Chronic Effects
- Identify the Most Appropriate NOAEL or LOAEL
- Apply Relevant Uncertainty and Modifying Factors

Toxicity Characteristics of Groups of Analytes
- Organochlorine Pesticides
- Organophosphate Pesticides

Toxicity Data for Target Analytes
- Chlordane
- DDT, DDE, DDD
- Dicofol
- Dieldrin
- Endosulfan I,II
- Endrin
- Heptachlor Epoxide
- Hexachlorobenzene
- Lindane
- Mirex
- Toxaphene
- Carbophenothion
- Chlorpyrifos
- Diazinon
- Disulfoton
- Ethion

Terbufos
Oxyfluorfen
PCBs
Dixon
Cadmium
Methylmercury
Selenium

6 LITERATURE CITED

APPENDIX A: MUTAGENICITY AND GENOTOXICITY

APPENDIX B: ADDITIONAL SOURCES OF INFORMATION

U.S. EPA. 1994. ***Methods for Measuring the Toxicity of Sediment-Associated Contaminants with Estuarine and Marine Amphipods.*** **U.S. Environmental Protection Agency, Office of Science and Technology, Washington, DC. EPA 600/R-94/025.**

Media in which methods can be used: ☐ **Water** ☑ **Sediment** ☐ **Biota**

Keywords: **Sediment quality, toxicity/bioassay, QA/QC, sampling**

Abstract

This manual describes a laboratory method for determining the short-term toxicity of contaminated whole-sediments using marine and estuarine amphipod crustaceans. Test sediments may be collected from estuarine or marine environments or spiked with compounds in the laboratory. A single test method is outlined that may be used with any of four amphipod species, including *Ampelisca abdita*, *Eohaustorius estuarius*, *Leptocheirus plumulosus*, and *Rhepoxynius abronius*. The toxicity test is conducted for 10 days in 1 L glass chambers containing 175 mL of sediment and 800 mL of overlying water. Overlying water is not renewed, and test organisms are not fed during the toxicity tests. Temperature and salinity of overlying water, and choice of negative control and reference sediments, are species-specific. The endpoint in the toxicity test is survival, and reburial of surviving amphipods is an additional measurement that can be used as an endpoint.
[copied from document]

Contact: (202) 260-5385

TABLE OF CONTENTS

1 INTRODUCTION
- Significance of Use
- Program Applicability
- Scope and Application
- Performance Based Criteria

2 SUMMARY OF METHOD
- Method Description and Experimental Design
- Types of Tests
- Test Endpoints

3 DEFINITIONS

4 INTERFERENCES
- General Introduction
- Species-Specific Interferences

5 HEALTH, SAFETY AND WASTE MANAGEMENT
- General Precautions
- Safety Equipment
- General Laboratory and Field Operations
- Disease Prevention
- Safety Manuals
- Pollution Prevention, Waste Management, and Sample Disposal

6 FACILITIES, EQUIPMENT, AND SUPPLIES

7 WATER, REAGENTS, AND STANDARDS

8 SAMPLE COLLECTION, STORAGE, MANIPULATION, AND CHARACTERIZATION

9 QUALITY ASSURANCE AND QUALITY CONTROL
- Introduction
- Performance Based Criteria
- Facilities, Equipment, and Test Chambers
- Test Organisms
- Water
- Sample Collection and Storage
- Test Conditions
- Quality of Test Organisms

Quality of Food
Test Acceptability
Analytical Methods
Calibration and Standardization
Replication and Test Sensitivity
Demonstrating Acceptable Performance
Documenting Ongoing Laboratory Performance
Reference Toxicants
Record Keeping

10 COLLECTION, CULTURE, AND MAINTENANCE OF TEST ORGANISMS
Life History
Species Selection
Field Collection
Holding and Acclimation
Culture Method for *Leptocheirus plumulosus*

11 TEST METHOD 100.4: *AMPELISCA ABDITA, EOHAUSTORIUS ESTUARIUS, LEPTOCHEIRUS PLUMULOSUS,* OR *RHEPOXYNIUS ABRONIUS* 10-D SURVIVAL TEST FOR WHOLE SEDIMENTS
Introduction
Recommended Test Method
General Procedures
Interpretation of Results

12 DATA RECORDING, ANALYSIS, CALCULATIONS, AND REPORTING
Data Recording
Data Analysis

13 PRECISION AND ACCURACY
Determining Precision and Accuracy
Accuracy
Replication and Test Sensitivity
Demonstrating Acceptable Lab Performance
Precision of Sediment Toxicity Test Methods

14 REFERENCES

APPENDIX: EXAMPLE DATA SHEETS

U.S. EPA. 1994. ***Methods for Measuring the Toxicity of Sediment-Associated Contaminants with Freshwater Invertebrates.*** **U.S. Environmental Protection Agency, Office of Research and Development, Duluth, MN. EPA 600/R-94/024.**

Media in which methods can be used: ☐ **Water** ☑ **Sediment** ☑ **Biota**

Keywords: **Sediment quality, bioaccumulation, toxicity/bioassay, QA/QC, sampling**

Abstract

Procedures are described for testing freshwater organisms in the laboratory to evaluate the toxicity or bioaccumulation of contaminants associated with whole sediments. Sediments may be collected from the field or spiked with compounds in the laboratory. Toxicity methods are outlined for two organisms, the amphipod *Hyalella azteca* and the midge *Chironomus tentans*. The toxicity tests are conducted for 10 days in 300-mL chambers containing 100 mL of sediment and 175 mL of overlying water. Overlying water is renewed daily, and the test organisms are fed during the toxicity tests. The endpoint of the toxicity test with *H. azteca* is survival and the endpoints in the *C. tentans* are survival and growth. Procedures are described primarily for testing freshwater sediments: however, estuarine sediments (up to 15 ppt salinity) can also be tested with *H. azteca*.

Guidance for conducting 28-day bioaccumulation tests with the oligochaete *Lumbriculus variegatus* is provided in the manual. Overlying water is renewed daily and test organisms are not fed during bioaccumulation tests. Methods are also described for determining bioaccumulation kinetics of different classes of compounds during 28-day exposures with *L. variegatus*.
[copied from document]

Contact: (202) 260-5385

TABLE OF CONTENTS

1 INTRODUCTION
- Significance of Use
- Program Applicability
- Scope and Application
- Performance Based Criteria

2 SUMMARY OF METHOD
- Method Description and Experimental Design
- Types of Tests
- Test Endpoints

3 DEFINITIONS

4 INTERFERENCES
- General Interferences
- Species-Specific Interferences

5 HEALTH, SAFETY AND WASTE MANAGEMENT
- General Precautions
- Safety Equipment
- General Laboratory and Field Operations
- Disease Prevention
- Safety Manuals
- Pollution Prevention, Waste Management, and Sample Disposal

6 FACILITIES, EQUIPMENT, AND SUPPLIES

7 WATER, FORMULATED SEDIMENT, REAGENTS, AND STANDARDS

8 SAMPLE COLLECTION, STORAGE, MANIPULATION AND CHARACTERIZATION

9 QUALITY ASSURANCE AND QUALITY CONTROL
- Introduction
- Performance-Based Criteria
- Facilities, Equipment, and Test Chambers
- Test Organisms
- Water
- Sample Collection and Storage
- Test Conditions
- Quality of Test Organisms

Quality of Food
Test Acceptability
Analytical Methods
Calibration and Standardization
Replication and Test Sensitivity
Demonstrating Acceptable Performance
Documenting Ongoing Laboratory Performance
Reference-Toxicity Testing
Record Keeping

10 COLLECTION, CULTURING, AND MAINTAINING TEST ORGANISMS
Life Histories
General Culturing Procedures
Specific Culturing Procedures for *H. azteca*
Specific Culturing Procedures for *C. tentans*
Specific Culturing Procedures for *L. variegatus*

11 TEST METHOD 100.1: *HYALELLA AZTECA* 10-D SURVIVAL TEST FOR SEDIMENTS
Introduction
Recommended Test Method for Conducting a 10-d Sediment Toxicity Test with *Hyalella azteca*
General Procedures
Interpretation of Results

12 TEST METHOD 100.2: *CHIRONOMUS TENTANS* 10-D SURVIVAL AND GROWTH TEST FOR SEDIMENTS
Introduction
Recommended Test Method for Conducting a 10-d Sediment Toxicity Test with *Chironomus tentans*
General Procedures
Interpretation of Results

13 TEST METHOD 100.3: *LUMBRICULUS VARIEGATUS* BIOACCUMULATION TEST FOR SEDIMENTS
Introduction
Guidance for Conduction a 28-d Sediment Bioaccumulation Test with *Lumbriculus variegatus*
General Procedures
Interpretation of Results

14 DATA RECORDING, DATA ANALYSIS AND CALCULATIONS, AND REPORTING

15 PRECISION AND ACCURACY
Determination of Precision and Accuracy
Accuracy
Replication and Test Sensitivity
Demonstrating Acceptable Laboratory Performance
Precision of Sediment Toxicity Test Methods

REFERENCES

APPENDIX A SUMMARY OF USEPA WORKSHOP ON DEVELOPMENT OF STANDARD SEDIMENT TEST METHODS

APPENDIX B EXPOSURE SYSTEMS

APPENDIX C FOOD PREPARATION

APPENDIX D EXAMPLE DATA SHEETS

U.S. EPA. 1994. *National Directory of Volunteer Environmental Monitoring Programs. 4th ed.* U.S. Environmental Protection Agency, Office of Wetlands, Oceans, and Watersheds, Washington, DC. pp. 551. EPA 841-B-94-001.

Media in which methods can be used: ☑ **Water** ☑ **Sediment** ☑ **Biota**

Keywords: **Water quality, sediment quality, biological characterization, volunteer monitoring**

Abstract

Volunteer environmental monitoring programs are being established at an increasing rate during the past 5 years. This fourth edition of the National Directory includes 517 programs in 45 states. These programs are making substantial contributions to scientific research, resource management, and local advocacy.

This edition contains the results of nationwide survey questionnaire, mailed to subscribers of EPA's *The Volunteer Monitor.* Data reported included details on the uses the collected environmental data, the organizations that use the data, the number and environment type of stations monitored, monitoring frequency, physical, chemical, biological, and other parameters. The data also contains contact names, addresses, and telephone number of the volunteer program coordinators.
[extracted from document]

Contact: (202) 260-7018

TABLE OF CONTENTS

1 INTRODUCTION

2 DIRECTORY OF MONITORING PROGRAMS (LISTED BY STATE)

3 DIRECTORY INDEX

U.S. EPA and U.S. Army Corps of Engineers. 1991. *Evaluation of Dredged Material Proposed for Ocean Disposal Testing Manual.* U.S. Environmental Protection Agency, Office of Water and Department of the Army, U.S. Army Corps of Engineers, Washington, DC. pp. 288. EPA-503/8-91/001.

Media in which methods can be used: ☑ **Water** ☑ **Sediment** ☐ **Biota**

Keywords: **Water quality, sediment quality, sampling, QA/QC, grain size, total solids, toxicity/bioassays, metals, organics, inorganics, total organic carbon, PAHs, PCBs, pesticides, tissue analysis, bioaccumulation, data analysis/management**

Abstract

This manual, commonly referred to as the "Green Book", is an update of *Ecological Evaluation of Proposed Discharge of Dredged Material into Ocean Waters* (EPA/USACE, 1977). The manual contains technical guidance for determining the suitability of dredged material for ocean disposal through chemical, physical, and biological evaluations. The technical guidance is intended for use by dredging applicant, laboratory scientists, and regulators in evaluating dredged-material compliance with the United States Ocean Dumping Regulations.

Integral to the manual is a tiered-testing procedure for evaluating compliance with the limiting permissible concentration (LPC) as defined by the ocean-dumping regulations. The procedure comprises four levels (tiers) of increasing investigative intensity that generate information to assist in making ocean-disposal decisions.

This manual provides a balance between technical state-of-the-art and routinely implementable guidance for using the evaluative procedures specified in the regulations. Guidance is included on the appropriate uses and limitations of the various procedures and on sound interpretation of the results. This manual contains summaries and discussions of the procedures for ecological evaluation of dredged material required by the regulations, tests to implement them, definitions, sample-collection and preservation procedures, evaluative procedures, calculations, interpretative guidance, and supporting references required for the evaluation of dredged material discharge applications in accordance with the regulations. Even so, this manual cannot stand alone. It is imperative that the supporting references be consulted for detailed or more comprehensive guidance whenever indicated. The technical procedures in this manual are designed only for dredged material.

This manual is organized into three parts and two appendices. Part I, General Considerations, presents the purpose and background of the manual and summarizes the Federal regulations that are relevant to dredged material evaluations. Part II, Evaluation of Potential Environmental Impact, presents guidance on the testing and evaluation of dredged material that is proposed for ocean disposal. Sections 4.0 through 7.0 of Part II describe the components of the four tiers in the tiered-testing procedure. Part III, Data Generation, presents guidance on sampling, physical and chemical analysis, biological-effects evaluation, statistical methods, and quality assurance. Appendix A is a reprint of the ocean dumping regulations (40 CFR 220-228) and Appendix B provides technical guidance for using the numerical models to calculate initial mixing.
[extracted from document]

Contact: (601) 634-2571

TABLE OF CONTENTS

PART I. GENERAL CONSIDERATIONS

1 INTRODUCTION

Background
Applicability
Purpose and Scope
Organization of This Manual
Changes From and Revisions to the Previous Manual
Definitions
References

2 OVERVIEW OF THE REGULATIONS

Part 225: Corps of Engineers (USACE) Dredged-Material Permits
Part 227, Subpart A: General
Part 227, Subpart B: Environmental Impact
Trace Contaminants
Biological Evaluations
Part 227, Subpart C: Need for Ocean Dumping
Part 227, Subpart D: Impact of the Proposed Dumping on Aesthetic, Recreational, and Economic Values
Part 227, Subpart E: Impact of the Proposed Dumping on Other Uses of the Ocean
Part 227, Subpart G: Definitions
Limiting Permissible Concentration
Water Column
Benthic Environment
Estimation of Initial Mixing
Species Selection

PART II. EVALUATION OF POTENTIAL ENVIRONMENTAL IMPACT

3 OVERVIEW OF TESTING AND EVALUATION

Reference and Control Sediments
Control Sediments
Reference Sediment
Tiered Testing and Evaluation

4 TIER I

Compilation of Existing Information
Identification of Contaminants of Concern
Determination of Compliance

5 TIER II EVALUATION
Water-Column Evaluations
Step 1: Screen to Determine WQC Compliance
Step 2: Elutriate Analysis to Determine WQC Compliance
Water-Column Toxicity Compliance
Benthic Impact

6 TIER III EVALUATION
Water-Column Bioassays
Whole-Sediment Bioassays
Bioaccumulation by Benthos
References

7 TIER IV EVALUATION
Bioassays
Bioaccumulation by Benthos
References

PART III. DATA GENERATION
8 COLLECTION AND PRESERVATION OF SAMPLES
Background for a Sampling Plan
Components of a Sampling Plan
Review of Dredging Specifications
Historical Data
Subdivision of Dredging Area
Selection of Sampling Sites and Number of Samples
Sample-Collection Methods
Sediment-Sample Collection
Water-Sample Collection
Organism Collection
Sample Handling, Preservation, and Storage
Sample Handling
Sample Preservation
Sample Storage
Logistical Considerations and Safety Precautions
Quality Control
Documentation
Standard Operating Procedures
Sample Labels
Sample Tracking
Archived Samples
References

9 PHYSICAL ANALYSIS OF SEDIMENT AND CHEMICAL ANALYSIS OF SEDIMENT, WATER, AND TISSUE SAMPLES
- Physical Analysis of Sediment
- Detection Limits
- Chemical Analysis of Sediment
  - Selection of Analytical Targets (Sediment)
  - Selection of Chemical Analytical Techniques (Sediment)
  - Quality Control
- Chemical Analysis of Water
  - Recommended Analytical Targets (Water)
  - Selection of Analytical Techniques (Water)
  - Quality Control
- Chemical Analysis of Tissues
  - Recommended Analytical Targets (Biota)
  - Selection of Analytical Techniques (Biota)
  - Quality Control
- References

10 GUIDANCE FOR PERFORMING TIER II EVALUATIONS
- Tier II: Water-Column Effects
  - Screen to Determine WQC Compliance
  - Elutriate Analysis to Determine WQC Compliance
    - Dredged Material Preparation (Standard Elutriate Test)
    - Chemical Analysis
    - Determination of WQC Compliance (Standard Elutriate Test)
- Tier II: Theoretical Bioaccumulation Potential (TBP) of Nonpolar Organic Chemicals
- References

11 GUIDANCE FOR PERFORMING BIOLOGICAL-EFFECTS TESTS
- Tier III: Water-Column Bioassays
  - Species Selection
  - Apparatus
  - Experimental Conditions
  - Experimental Procedures
  - Quality Control Considerations
  - Data Presentation and Analysis
  - Determination of Compliance
- Whole-Sediment Bioassays
  - Species Selection
  - Infaunal Amphipods
    - Organism Handling
    - Laboratory Apparatus

Experimental Conditions
Experimental Procedures
Quality Control Consideration
Data Analysis
Determination of Compliance
Tier IV: Chronic-Effects Evaluations
Tier IV: Case-Specific Evaluations
References

12 GUIDANCE FOR PERFORMING BIOACCUMULATION TESTS
Tier III: Determination of Bioavailability
Species Selection and Apparatus
Experimental Conditions
Chemical Analysis
Data Analysis
Determination of Compliance
Quality Control Considerations
Tier IV: Determination of Steady-State Bioaccumulation
Laboratory Assessment of Steady-State Bioaccumulation
Species Selection and Apparatus
Experimental Conditions
Chemical Analysis
Data Analysis
Determination of Compliance
Other Considerations
Quality Control Considerations
Field Assessment of Steady-State Bioaccumulation
Apparatus
Species Selection
Sampling Design and Conduct
Basis for Evaluation of Bioaccumulation
Sample Collection and Handling
Chemical Analysis
Data Analysis
Determination of Compliance
References

13 STATISTICAL METHODS
Sample Size Consideration
Biological Effects
Tier III Water-Column Bioassays
Calculating Median Lethal Concentration
Tier III Benthic Bioassays

Bioaccumulation
Tier III 10- or 28-Day Single-Time Point Laboratory Study
Comparisons with a Reference Sediment
Comparisons with an Action Level
Tier IV Time-Series Laboratory Bioaccumulation Study
Steady-State Bioaccumulation from Field Data
References

14 QUALITY ASSURANCE CONSIDERATIONS
Structure of QA Programs
Government (Data User) QA Program
Preaward Inspections
Interlaboratory Comparison
Routine Inspections
Data Generator QA Program
General Components of All QA Programs
Organization
Personnel Qualifications
Facilities
Equipment and Supplies
Test Methods and Procedures
Sample Handling and Tracking
Documentation and Recordkeeping
Quality Assurance Plan
Standard Operating Procedures (SOP)
Data Quality Assessment
Data Validation
Chemical Quality Control
Biological Quality Control (Reference-Toxicant Testing)
Performance and System Audits
Management of Nonconformance Events
Archiving of Data and Samples
References

APPENDIX A: TITLE 40 CODE OF FEDERAL REGULATIONS, PARTS 220-228

APPENDIX B: NUMERICAL MODELS FOR INITIAL MIXING EVALUATIONS

U.S. EPA and U.S. Army Corps of Engineers. 1994. ***Evaluation of Dredged Material Proposed for Discharge in Waters of the U.S. - Testing Manual (Draft): Inland Testing Manual.*** **U.S. Environmental Protection Agency, Office of Water, Office of Science and Technology, Washington, DC and Department of the Army, U.S. Army Corps of Engineers, Washington, DC. EPA-823-B-94-002.**

Media in which methods can be used: ☑ **Water** ☑ **Sediment** ☐ **Biota**

Keywords: **Water quality, sediment quality, sampling, QA/QC, grain size, total solids, toxicity/bioassays, pathogenic organisms, bioaccumulation, data analysis/management**

Abstract

The USACE and EPA have statutory and regulatory responsibilities with regard to the management of dredged material discharge activities in inland and near coastal waters. The USACE is responsible for regulating non-Federal dredging and dredged material discharge activities through a permit program, and for conducting Federal dredging and discharge activities in conjunction with its Civil Works Program. EPA is responsible for establishing, in conjunction with the USACE, guidelines pertaining to the evaluation of these activities, and performing oversight actions.

This manual, commonly referred to as the *Inland Testing Manual,* represents a major effort by the USACE and EPA to establish procedures applicable to the evaluation of potential contaminant-related environmental impacts associated with the discharge of dredged material in waters regulated under Section 404 of the Clean Water Act (inland waters, near coastal waters, and surrounding environs) through chemical, physical, and biological evaluations. This manual is consistent, to the maximum extent practicable, with the procedures established for ocean waters (i.e., the *Green Book,* entitled *Evaluation of Dredged Material Proposed for Ocean Disposal - Testing Manual EPA/USACE, 1991*). This manual replaces the May 1976 proposed testing protocol, *Ecological Evaluation of Proposed Discharge of Dredged or Fill Material into Navigable Waters.*

The technical guidance in this manual is intended for use by USACE and EPA personnel, state regulatory personnel, as well as dredging permit applicants and others (e.g., scientists, managers, and other involved or concerned individuals). Key changes to the 1976 testing protocol include a tiered approach, accommodation for sediment quality standards, 28-day bioaccumulation testing, comparison of benthic test results with those of the reference sediment, improved statistics, improved model applications, and new test organisms. Because this manual is national in scope, the guidance provided is generic and may need to be modified in certain instances. Permit applicants and others are strongly encouraged to consult with their appropriate Regional and District experts for additional guidance.
[copied from document]

Contact: (202) 260-8085

TABLE OF CONTENTS

PART I: GENERAL CONSIDERATIONS

1 INTRODUCTION
- Background
- Statutory/Regulatory Overview
  - Statutory Overview
  - Section 404 Regulatory Overview
    - The Section 404(b)(1) Guidelines
    - Particulars of Sections 230.60 and 230.61
  - Relationship to Section 401 CWA Water Quality Certification

2 SCOPE AND APPLICABILITY
- This Manual Is Intended to Address
- This Manual Is Not Intended to Address
- Dredged Material Discharge for Beneficial Uses
- The Role of Biological Evaluations (Toxicity and/or Bioaccumulation Tests) in Manual
- The Role of Water and Sediment Chemical Evaluations in the Manual
- Water Column Effects
- Mixing
- Benthic Effects
- Management Options
- The Relationship of the Inland Testing Manual to Other USACE/EPA Dredged Material Management Efforts
  - Relationship of the Manual to the USACE/EPA Framework Document
  - Relationship of the Manual to the EPA/USACE Green Book
  - Relationship of the Manual to EPA Contaminated Sediment Strategy and Sediment Quality Criteria

PART 2: EVALUATION OF POTENTIAL ENVIRONMENTAL IMPACT

3 OVERVIEW OF TESTING AND EVALUATION
- Tiered Testing and Evaluation
- Control and Reference Sediments
  - Reference Sediment Sampling
  - Reference Sediment Sampling Plan

4 TIER I EVALUATION
- Compilation of Existing Information
- Identification of Contaminants of Concern
  - Microbial Contamination

Chemical Contamination
Tier I Conclusions

5 TIER II EVALUATION
Water Column Impact
Screen Relative to WQS
Elutriate Analysis Relative to WQS
Benthic Impact
Tier II Conclusions

6 TIER III EVALUATION
Water Column Toxicity Tests
Benthic Toxicity Tests
Benthic Bioaccumulation
Tier III Conclusions

7 TIER IV EVALUATION
Toxicity Tests
Benthic Bioaccumulation

PART 3: SAMPLING AND ANALYSIS

8 SAMPLING
Preparation for Sampling
Components of a Sampling Plan
Review of Dredging Plan
Historical Data
Subdivision of Dredging Area
Selection of Sampling Locations and Number of Samples
Sample Collection Methods
Sediment Sample Collection
Water Sample Collection
Organism Collection
Sample Handling, Preservation, and Storage
Logistical Considerations and Safety Precautions
Non-Indigenous Test Species

9 PHYSICAL ANALYSIS OF SEDIMENT AND CHEMICAL ANALYSIS OF SEDIMENT, WATER, AND TISSUE SAMPLES
Physical Analysis of Sediment
Target Detection Limits
Chemical Analysis of Sediment
Target Analytes

Selection of Analytical Techniques
Chemical Analysis of Water
Analytical Target
Analytical Techniques
Chemical Analysis of Tissues
Target Analytes
Analytical Techniques

10 GUIDANCE FOR PERFORMING TIER II EVALUATIONS
Tier II: Water Column Effects
Screen Relative to WQS
Elutriate Analysis Relative to WQS
Standard Elutriate Preparation
Chemical Analysis
Comparison with WQS (Standard Elutriate Test)
Theoretical Bioaccumulation Potential (TBP) of Nonpolar Organic Chemicals

11 GUIDANCE FOR PERFORMING BIOLOGICAL EFFECTS TESTS
Tier III: Water Column Toxicity Tests
Species Selection
Apparatus
Laboratory Conditions
Laboratory Procedures
Data Presentation and Analysis
Conclusions
Tier III: Benthic Toxicity Tests
Species Selection
Laboratory Procedures
Chronic/Sublethal Tests
Data Presentation and Analysis
Conclusions
Tier IV: Chronic/Sublethal Effects Evaluations
Tier IV: Case Specific Evaluations

12 GUIDANCE FOR PERFORMING BIOACCUMULATION TESTS
Tier III: Determination of Bioavailability
Species Selection and Apparatus
Experimental Conditions
Chemical Analysis
Data Presentation and Analysis
Conclusions

Tier IV: Determination of Steady State Bioaccumulation
Laboratory Testing
Field Assessment of Steady State Bioaccumulation
Apparatus
Species Selection
Sampling Design and Conduct
Basis for Evaluation of Bioaccumulation
Sample Collection and Handling
Chemical Analysis
Data Presentation and Analysis
Conclusions

13 REFERENCES

APPENDIX A 40 CFR PART 230

APPENDIX B GUIDANCE FOR EVALUATION OF EFFLUENT DISCHARGES FROM CONFINED DISPOSAL FACILITIES

APPENDIX C EVALUATION OF MIXING

APPENDIX D STATISTICAL METHODS

APPENDIX E SUMMARY OF TEST CONDITIONS AND TEST ACCEPTABILITY CRITERIA FOR TIER III BIOASSAYS

APPENDIX F METHODOLOGIES FOR IDENTIFYING AMMONIA AS A TOXICANT IN DREDGED-MATERIAL TOXICITY TESTS

APPENDIX G QUALITY ASSURANCE/QUALITY CONTROL (QA/QC) CONSIDERATIONS

U.S. FDA. 1990. ***National Shellfish Sanitation Program Manual of Operations Part 1 Sanitation of Shellfish Growing Areas 1990 Revision.*** **U.S. Department of Health and Human Services, Public Health Service, Food and Drug Administration, Center for Food Safety and Applied Nutrition, Division of Cooperative Programs, Shellfish Sanitation Branch, Washington, DC. pp. 136.**

Media in which methods can be used: ☑ **Water** ☐ **Sediment** ☑ **Biota**

Keywords: **Water quality, biological characterization, sampling, tissue analysis, pathogenic organisms, toxicity, QA/QC**

Abstract

This manual was developed from a cooperative effort between the U.S. Food and Drug Administration and the Interstate Shellfish Sanitation Conference. This first of two volumes is prepared as a guide for preparing State laws and regulations relating to sanitary control of shellfish growing area classification, laboratory procedures, shellfish relay operations, growing area patrol operations, and marine biotoxins.

A section on laboratory procedures provides National Shellfish Sanitation Program laboratories with information on: (1) analytical methods and quality assurance procedures associated with the examination of seawater and shellfish; (2) references and information necessary for conducting bacteriological, toxicological, chemical, and physical tests; and (3) guidance for development and implementation of quality assurance procedures. Adherence to the procedures set out in this section will provide the uniformity necessary to provide reliable laboratory results upon which public health issues can be made in determining whether shellfish are suitable for human consumption.
[extracted from document]

Contact: (202) 205-5251

TABLE OF CONTENTS

1 DEFINITIONS

2 SATISFACTORY COMPLIANCE

3 SECTION A - GENERAL ADMINISTRATION PROCEDURES
- State Laws and Regulations
- General Administrative Procedures to be Used by States

4 SECTION B - LABORATORY PROCEDURES
- Bacterial
- Toxicological
- Chemical and Physical
- Quality Assurance Procedures

5 SECTION C - GROWING AREA SURVEY AND CLASSIFICATION
- Sanitary Surveys of Growing Areas
- Classification of Growing Areas
- Approved Areas
- Conditionally Approved Areas
- Restricted Areas
- Conditionally Restricted Areas
- Prohibited Areas
- Control of Areas Due to Marine Biotoxins
- Control of Areas Used as a Marina
- Systematic Random Sampling

6 SECTION D - CONTROLLED RELAYING
- Relaying
- Container Relaying

7 SECTION E - PATROL OF SHELLFISH HARVESTING AREAS
- Patrol Policy Document
- Patrol of Closed Areas

8 SECTION F - CONTROL OF HARVESTING
- Licensing and Permitting
- Identification of Closed Areas
- Depletion of Closed Areas
- Educational Measures
- Penalties and Sanctions

APPENDIX A: SUGGESTED STATE CONTINGENCY PLAN FOR CONTROL OF MARINE BIOTOXINS

APPENDIX B: MINIMUM REQUIREMENTS FOR PERFORMING SHORELINE SURVEYS IN SHELLFISH GROWING AREAS

APPENDIX C: SUGGESTED OUTLINE OF MODEL SANITARY REPORT

APPENDIX D: ACTION LEVELS, TOLERANCES AND OTHER VALUES FOR POISONOUS OR DELETERIOUS SUBSTANCES IN SEAFOOD

APPENDIX E: EVALUATION OF LABORATORIES BY STATE SHELLFISH LABORATORY EVALUATION OFFICERS

APPENDIX F: ESTIMATING THE NINETIETH PERCENTILE

APPENDIX G: RECOMMENDATIONS FOR ROUTINE FDA EVALUATION OF STATE PROGRAM PATROL ELEMENT

FDA STANDARDIZED PATROL EVALUATION FORMAT

APPENDIX H: PROTOCOL FOR REVIEW CLASSIFICATION OF AREAS IMPLICATED IN SHELLFISH RELATED ILLNESSES

REFERENCES

U.S. Geological Survey. 1987. *Methods for Collection and Analysis of Aquatic Biological and Microbiological Samples.* In *Techniques of Water-Resources Investigations of the United States Geological Survey.* Edited by L.J. Britton and P. E. Greeson. U.S. Department of the Interior, Geological Survey, Denver, CO. pp. 375.

Media in which methods can be used: ☐ **Water** ☐ **Sediment** ☑ **Biota**

Keywords: **Biological characterization, pathogenic organisms, population/community, sampling**

Abstract

The series of chapters on techniques describes methods used by the U.S. Geological Survey for planning and conducting water-resources investigations. The material is arranged under major subject heading called books and is further subdivided into section and chapters. Book 5 is on laboratory analysis. Section A is on water. The unit of publication, the chapter, is limited to a narrow field of subject matter.

Chapter A4 contains methods used by the U.S. Geological Survey to collect, preserve, and analyze water to determine its biological and microbiological properties. Part 1 consists of detailed descriptions of more than 45 individual methods, including those for bacteria, phytoplankton, zooplankton, seston, periphyton, macrophytes, benthic invertebrates, fish and other vertebrates, cellular contents, productivity, and bioassays. Each method is summarized, and the applications, interferences, apparatus, reagents, analyses, calculations, reporting of results, precisions, and references are given. Part 2 consists of a glossary. Part 3 is a list of taxonomic references.
[extracted from document]

Contact: (303) 236-7476

TABLE OF CONTENTS

1 ABSTRACT

2 INTRODUCTION

PART 1: DESCRIPTION OF METHODS

1 BACTERIA
- Introduction
- Collection
  - Surface Water
  - Groundwater
  - Soil and Sediment
  - Sample Containers
  - Dechlorination
  - Chelating Agent
  - Preservation and Storage
- References Cited
- Standard Plate Count (Membrane-Filter Method)
- Total Coliform Bacteria (Membrane-Filter Method)
  - Immediate Incubation Test
  - Delayed Incubation Test
- Total Coliform Bacteria (Most-Probable-Number, MPN, Method)
  - Presumptive Test
  - Presumptive Onsite Test
  - Confirmation Test
- Fecal Coliform Bacteria (Membrane-Filter Method)
  - Immediate Incubation Test
- Total Coliform Bacteria (Most-Probable-Number, MPN, Method)
  - Presumptive Test
- Fecal Streptococcal Bacteria (Membrane-Filter Method)
  - Immediate Incubation Test
  - Confirmation Test
- Fecal Streptococcal Bacteria (Most-Probable-Number, MPN, Method)
  - Presumptive and Confirmation Test
- Nitrifying Bacteria (Most-Probable-Number, MPN, Method)
- Denitrifying and Nitrate-Reducing Bacteria (Most-Probable-Number, MPN, Method)
- Sulfate-Reducing Bacteria (Most-Probable-Number, MPN, Method)
- Total Bacteria (Epifluorescence Method)
- *Salmonella* and *Shigella* (Diatomaceous-Earth and Membrane Filter Method)
- *Pseudomonas aeruginosa* (Membrane Filter Method)

2 PHYTOPLANKTON
- Introduction
- Collection
- Precision
- References Cited
- Counting-Cell Method
- Inverted-Microscope Method
- Permanent-Slide Method for Planktonic Diatoms

3 ZOOPLANKTON
- Introduction
- Collection
- Precision
- References Cited
- Counting-Cell Method
- Gravimetric Method for Biomass

4 SESTON (TOTAL SUSPENDED MATTER)
- Introduction
- Collection
- References Cited
- Glass-Fiber Filter Method

5 PERIPHYTON
- Introduction
- Collection
  - Sampling From Natural Substrates
  - Sampling From Artificial Substrates
- References Cited
- Sedgwick-Refter Method
- Gravimetric Method for Biomass
- Permanent-Slide Method for Periphytic Diatoms
- Inverted Microscope Method for the Identification and Enumeration of Periphytic Diatoms

6 MACROPHYTES
- Introduction
- Collection
- References Cited
- Floral Survey (Qualitative Method)
- Distribution and Abundance (Quantitative Method)

7 BENTHIC INVERTEBRATES
- Introduction
- Collection
  - Faunal Surveys
    - Dip or Hand Net
    - Dredges
  - Numerical Assessment
    - Dip or Hand Net
    - Individual Rocks
    - Artificial Substrates
      - Multiple-Plate Sampler
      - Barbecue-Basket Sampler
      - Collapsible-Basket Sampler
  - Distribution and Abundance
    - Box, Drum, or Stream-Bottom Fauna Sampler
    - Surber Sampler
    - Ekman Grab
    - Ponar and Van Veen Grabs
    - Corers
  - Invertebrate Drift
    - Drift Density
    - Drift Rate
- Sample Preparation
- Sample Sorting
  - Apparatus
  - Reagents
  - Procedure
- References Cited
- Faunal Survey (Qualitative Method)
- Numerical Assessment (Relative or Semiquantitative Method)
- Distribution and Abundance (Quantitative Method)
- Invertebrate Drift
- Permanent-Slide Method for Larvae of Chironomidae
- Method for Identification of Immature Simuliidae
- Permanent- and Semipermanent-Slide Method for Aquatic Acari

8 AQUATIC VERTEBRATES
- Introduction
- Collection
  - Active Sampling Gear
    - Seines
      - Bag Seine
      - Straight Seine

Trawls
Electrofishing
Ichthyocides
Hook and Line
Passive Sampling Gear
Investigation of Fish Kills
Preparation and Storage
References Cited
Faunal Survey (Qualitative Method)
Life History (Quantitative Method)
Methods for Investigation of Fish and Other Aquatic Vertebrate Kills

9 CELLULAR CONTENTS
Introduction
Collection
References Cited
Chlorophyll in Phytoplankton by Spectroscopy
Chlorophyll in Phytoplankton by Chromatography and Spectroscopy
Chlorophyll in Phytoplankton by High-Pressure Liquid Chromatography
Chlorophyll in Phytoplankton by Chromatography and Fluorometry
Biomass/Chlorophyll Ratio for Phytoplankton
Chlorophyll in Periphyton by Spectroscopy
Chlorophyll in Periphyton by Chromatography and Spectroscopy
Chlorophyll in Periphyton by High-Pressure Liquid Chromatography
Chlorophyll in Periphyton by Chromatography and Fluorometry
Biomass/Chlorophyll Ratio for Periphyton
Adenosine Triphosphate (ATP)

10 PRIMARY PRODUCTIVITY (PRODUCTION RATE)
Introduction
Collection
Oxygen Light- and Dark-Bottle Method for Phytoplankton
Carbon-14 Method for Phytoplankton
Oxygen Light- and Dark-Enclosure Method for Periphyton
Natural Substrates
Diel Oxygen-Curve Method for Estimating Primary Productivity
Single-Station Analysis
Two-Station Analysis
Diffusion Rate
Hydraulic-Parameter Method
Floating-Diffusion-Dome Method
Nighttime Rate-of-Change Method
References Cited

Oxygen Light- and Dark-Bottle Method for Phytoplankton
Carbon-14 Light- and Dark-Bottle Method for Phytoplankton
Supplemental Information
Interferences and Limitations
Toxins
Analytical Problems
Environmental Variables
Sample Containment
Respiration
Excretion
Duration of Incubation
Handling and Disposal of Radioactive Wastes
References
Oxygen Light- and Dark-Enclosure Method for Periphyton
Diel Oxygen-Curve Method for Estimating Primary Productivity and Community Metabolism in Streams
Diel Oxygen-Curve Method for Estimating Primary Productivity and Community Metabolism in Stratified Water

11 BIOASSAY
Introduction
Collection
Algal Growth Potential (AGP), Spikes for Nutrient Limitation
Supplemental Information
References Cited

PART 2: GLOSSARY

1 REFERENCES CITED

PART 3: SELECTED TAXONOMIC REFERENCES

1 GENERAL TAXONOMIC REFERENCES
Marine
Freshwater

2 BACTERIA AND FUNGI

3 ALGAE

4 PROTOZOA (INCLUDING FLAGELLATES)

5 COELENTERATA

6 ROTIFERA

7 CRUSTACEA
- Smaller Crustacea
- Malacostraca

8 GASTROTRICHA

9 TARDIGRADA

10 MACROPHYTES

11 PORIFERA

12 TURBELLARIA

13 NEMERTEA (RHYNCHOCOELA)

14 NEMATODA (NEMATA)

15 GORDIIDA

16 BRYOZOA

17 ANNELIDA

18 INSECTA
- Coleoptera
- Collembola
- Diptera
  - Chironomidae
  - Culicidae
  - Simuliidae
  - Tipulidae and Tabanidae
- Ephemeroptera
- Hemiptera
- Hymenoptera
- Lepidoptera
- Megaloptera and Neuroptera
- Odonata

Orthoptera
Plecoptera
Trichoptera

19 ACARI

20 MOLLUSCA

21 VERTEBRATA
Marine
Freshwater

U.S. Geological Survey. 1989. *Methods for Determination of Inorganic Substances in Water and Fluvial Sediments. 3rd ed.* In *Techniques of Water-Resources Investigations of the United States Geological Survey.* Edited by M.J. Fishman and L.C. Friedman. U.S. Department of the Interior, Geological Survey, Denver, CO. pp. 642.

Media in which methods can be used: ☑ **Water** ☑ **Sediment** ☐ **Biota**

Keywords: **Water quality, sediment quality, QA/QC, sampling, metals, inorganics, oxygen demand, turbidity, nutrients**

Abstract

A series of manuals on techniques describes methods used by the Geological Survey for planning and conducting water-resources investigations. The material is arranged under major subject headings called books and is further subdivided into sections and chapters. Book 5 is on laboratory analyses, Section A is on water. The unit of publication, the chapter, is limited to a narrow field of subject matter.

Chapter A1 of the laboratory manual contains methods used by the Geological Survey to analyze samples of water, suspended sediments, and bottom material for their content of inorganic constituents. Included are methods for determining dissolved, total recoverable, and total concentrations of constituents in water-suspended sediment samples, and recoverable and total constituents in samples of bottom material. Essential definitions are included in the introduction to the manual, along with a brief discussion of the use of significant figures in calculating and reporting analytical results. Quality control in the water-analysis laboratory is discussed, including accuracy and precision of analyses, the use of standard reference water samples, and the operation of an effective quality assurance program. Methods for sample preparation and pretreatment are given also.

The analytical methods are arranged according to the analytical technique employed for the determination: atomic absorption spectrometric, calculation, colorimetric, electrometric, gravimetric, and titrimetric methods. More than 200 methods are given for the determination of 69 different inorganic constituents and physical properties of water, suspended sediment, and bottom material, and many of the methods given are identical except for the preparation step, which varies with the particular type of sample that is taken for analysis. Included in the manual are many automated methods, particularly the colorimetric methods that make use of the Technicon AutoAnalyzer system to automate the determination from sample introduction to final concentration readout.

A brief discussion of the principles of the analytical technique involved and its particular application to water analysis proceeds each group of analytical methods. For each method given, the general topics covered are application, principle of the method, interferences, apparatus and reagents required, a detailed description of the analytical procedure, reporting results, units and significant figures, and analytical precision data, when available.
[extracted from document]

Contact: (303) 236-7476

TABLE OF CONTENTS

1 ABSTRACT

2 INTRODUCTION

3 QUALITY CONTROL

4 LABORATORY EQUIPMENT AND TECHNIQUES

5 REFERENCES

6 SAMPLE PREPARATION AND PRETREATMENT

7 SAMPLE PREPARATION AND PRETREATMENT METHODS
- Extraction Procedure, Bottom Material
- Extraction Procedures, Water-Suspended Sediment Mixture
- Percent Moisture, Total, in Bottom Material
- Sample Preparation, Bottom Material
- Subsampling, Bottom Material, Coring
- Subsampling, Bottom Material, Splitting

8 ATOMIC ABSORPTION SPECTROMETRY
- Instrumental Principles
- Analytical Procedures
  - Direct
  - Chelation-Extraction
  - Standard-Addition
  - Internal-Standard
- Interferences
  - Ionization Effects
  - Chemical Effects
  - Matrix Effects
  - Spectral Line Effects
  - Background Absorption
- Flameless Atomic Absorption Spectrometric Techniques
- Automation Techniques of Atomic Absorption Spectrometers
- References

9 AUTOMATED ATOMIC ABSORPTION SPECTROMETRIC METHODS
- Metals, Dissolved
- Metals, Total Recoverable

10 ATOMIC ABSORPTION SPECTROMETRIC METHODS

Aluminum, Dissolved
Aluminum, Recoverable From Bottom Material
Aluminum, Total Recoverable
Antimony, Dissolved
Antimony, Total in Bottom Material
Arsenic, Dissolved
Arsenic, Total in Bottom Material
Arsenic, Total
Barium, Dissolved
Barium Recoverable From Bottom Material
Barium, Total Recoverable
Beryllium, Dissolved
Beryllium, Recoverable From Bottom Material
Beryllium, Total Recoverable
Cadmium, Dissolved
Cadmium, Recoverable From Bottom Material
Cadmium, Total Recoverable
Calcium, Dissolved
Calcium, Recoverable From Bottom Material
Calcium, Total Recoverable
Chromium, Dissolved
Chromium, Hexavalent, Dissolved
Chromium, Recoverable From Bottom Material
Chromium Total Recoverable
Cobalt, Dissolved
Cobalt, Recoverable From Bottom Material
Cobalt, Total Recoverable
Copper Dissolved
Copper, Recoverable From Bottom Material
Copper, Total Recoverable
Iron, Dissolved
Iron, Recoverable From Bottom Material
Iron, Total Recoverable
Lead, Dissolved
Lead, Recoverable From Bottom Material
Lead, Total Recoverable
Lithium, Dissolved
Lithium, Recoverable From Bottom Material
Lithium, Total Recoverable
Magnesium, Dissolved
Magnesium, Recoverable From Bottom Material
Magnesium, Total Recoverable

Manganese, Dissolved
Manganese, Recoverable From Bottom Material
Manganese, Total Recoverable
Mercury, Dissolved
Mercury, Recoverable From Bottom Material
Mercury, Total Recoverable
Molybdenum, Dissolved
Molybdenum, Recoverable From Bottom Material
Molybdenum, Total Recoverable
Nickel, Dissolved
Nickel, Recoverable From Bottom Material
Nickel, Total Recoverable
Potassium, Dissolved
Potassium, Recoverable From Bottom Material
Potassium, Total Recoverable
Selenium, Dissolved
Selenium, Total in Bottom Material
Selenium, Total
Silica, Dissolved
Silver, Dissolved
Silver, Total Recoverable
Sodium, Dissolved
Sodium, Recoverable From Bottom Material
Sodium, Total Recoverable
Strontium, Dissolved
Strontium, Recoverable From Bottom Material
Strontium, Total Recoverable
Tin, Dissolved
Tin, Total Recoverable
Zinc, Dissolved
Zinc, Recoverable From Bottom Material
Zinc, Total Recoverable

11 CALCULATION METHODS
Carbon Dioxide, Dissolved
Hardness
Hardness, Noncarbonate
Sodium Adsorption Ratio
Sodium, Percent
Solids, Sum of Constituents, Dissolved

12 COLORIMETRY
Instrumental Principles

Sensitivity
Interferences
Subtraction of Natural-Color Absorbance
Direct Compensation
Bleaching
Removal of Color Material
Automated Analysis
References

13 COLORIMETRIC METHODS
Aluminum
Arsenic
Boron
Bromide
Chloride
Chromium
Cyanide
Fluoride
Iodide
Iron
Nitrogen, Ammonia Plus Organic
Nitrogen, Ammonia, Dissolved
Nitrogen, Ammonia, Total in Bottom Material
Nitrogen, Ammonia, Total
Nitrogen, Nitrate, Dissolved
Nitrogen Nitrite, Dissolved
Nitrogen, Nitrite, Total
Nitrogen, Nitrite Plus Nitrate, Dissolved
Nitrogen, Nitrite Plus Nitrate, Total in Bottom Material
Nitrogen, Nitrite Plus Nitrate, Total, Colorimetric, Cadmium Reduction-Diazotization
Oxygen Demand, Chemical (COD), Total
Phosphorus, Dissolved
Phosphorus, Hydrolyzable, Dissolved
Phosphorus, Organic, Dissolved
Phosphorus, Organic, Total
Phosphorus, Orthophosphate, Dissolved
Phosphorus, Orthophosphate, Total
Phosphorus, Total in Bottom Material
Silica, Dissolved
Vanadium, Dissolved

14 ELECTROMETRY
Polarography
Principles of Determination
Interferences
Specific Conductance
pH
Ion-Selective Electrodes
References

15 ELECTROMETRIC METHODS
Acidity, Electrometric Titration
Alkalinity, Electrometric Titration
Color, Electrometric, Visual Comparison
Fluoride, Dissolved
Fluoride, Total
Nitrogen, Ammonia, Dissolved
Nitrogen, Ammonia, Total
Oxygen, Dissolved
pH
Specific Conductance
Turbidity, Nephelometric

16 GRAVIMETRY
Principles
Analytical Balance
Accuracy

17 GRAVIMETRIC METHODS
Barium, Dissolved
Density
Solids, Volatile on Ignition, Dissolved
Solids, Volatile on Ignition, Suspended
Solids, Volatile on Ignition, Total in Bottom Material
Solids, Nonvolatile on Ignition, Dissolved
Solids, Nonvolatile on Ignition, Suspended
Solids, Nonvolatile on Ignition, Total
Solids, Residue on Evaporation at 105° C, Dissolved
Solids, Residue at 105° C, Suspended
Solids, Residue on Evaporation at 105° C, Total
Solids, Residue on Evaporation at 180° C, Dissolved

18 TITRIMETRY
Principles
Standard Solutions
Factor-Weight Computations
Automated Titrations

19 TITRIMETRIC METHODS
Bromide, Dissolved
Chloride, Dissolved
Hardness, Titrimetric
Iodide, Dissolved
Nitrogen, Ammonia Plus Organic, Total in Bottom Material
Nitrogen, Total in Bottom Material
Oxygen Demand, Biochemical, 5-Day at 20°C
Oxygen Demand, Chemical, Total in Bottom Material
Oxygen Demand, Chemical, Total
Oxygen, Dissolved
Sulfate, Dissolved
Sulfide, Total

20 INDEX OF METHODS

Reference List

Reference List

APHA. 1970. *Recommended Procedures for the Examination of Sea Water and Shellfish. 4th. ed.* American Public Health Association, Inc., New York, NY.
Reference No. ***001.***

APHA. 1992. *Standard Methods for the Examination of Water and Wastewater. 18th. ed.* Edited by A. E. Greenberg, L. S. Clesceri and A. D. Eaton. American Public Health Association, American Water Works Association, Water Pollution Control Federation, Washington, DC.
Reference No. ***002.***

ASTM. 1993. *Annual Book of ASTM Standards, 1993. Water and Environmental Technology. Vol 11.04. Pesticides; Resource Recovery; Hazardous Substances and Oil Spill Responses; Waste Management; Biological Effects.* American Society for Testing and Materials, Philadelphia, PA.
Reference No. ***003.***

ASTM. 1994. *Annual Book of ASTM Standards, 1994. Water and Environmental Technology. 2 vols: Water (I) and Water (II).* American Society for Testing and Materials, Philadelphia, PA.
Reference No. ***004.***

Calif. State Water Resources Control Board. 1990. *California Ocean Plan. Water Quality Control Plan for Ocean Waters of California.* State of California, State Water Resources Control Board, Sacramento, CA. Pp. 23.
Reference No. ***005.***

Calif. State Water Resources Control Board. 1990. *Procedures Manual for Conducting Toxicity Tests Developed by the Marine Bioassay Project.* Prepared by B. Anderson et al., Water Resources Control Board, State of California, Sacramento, CA. Pp. 121. Report No. 90-10WQ.
Reference No. ***006.***

Chesapeake Bay Program. 1991. *Chesapeake Bay Coordinated Split Sample Program Implementation Guidelines Revision 3.* U.S. Environmental Protection Agency, Chesapeake Bay Program Office, Annapolis, MD. CBP/TRS 58/91 Revision 3.
Reference No. ***007.***

Chesapeake Bay Program. 1992. *Chesapeake Bay Program Data Management Plan.* U.S. Environmental Protection Agency, Chesapeake Bay Program Monitoring Subcommittee, Annapolis, MD. Pp. 297.
Reference No. ***008.***

Chesapeake Bay Program. 1992. *Guidance for the Analysis of Water Quality Trends in Chesapeake Bay - Draft*. Prepared by the Data Analysis Workgroup of the Chesapeake Bay Program Monitoring Subcommittee for the State of Maryland, Department of the Environment, Baltimore, MD.
Reference No. ***009.***

Chesapeake Bay Program. 1993. *Guide to Using Chesapeake Bay Program Water Quality Monitoring Data.* Chesapeake Bay Program, Baltimore, MD. CBP/TRS 78/92.
Reference No. ***010.***

Chesapeake Bay Program. 1994. *Recommended Guidelines for Sampling and Analysis in the Chesapeake Bay Monitoring Program.* U.S. Environmental Protection Agency, Region 3, Chesapeake Bay Program Office, Annapolis, MD. Draft report.
Reference No. ***011.***

Gilbert, R.O. 1987. *Statistical Methods for Environmental Pollution Monitoring*. Van Nostrand Reinhold, New York, NY.
Reference No. ***012.***

Holme, N.A., and A.D. McIntyre. 1984. *Methods for the Study of Marine Benthos*. Blackwell Scientific Publishers, Oxford.
Reference No. ***013.***

Ingersoll, C.G., and M.K. Nelson. 1990. Testing Sediment Toxicity with *Hyalella azteca* (Amphipoda) and *Chironomus riparius* (Diptera). In *Aquatic Toxicology and Risk Assessment: 13th Volume, ASTM STP 1096*. Eds: W.G. Landis and W.H. van der Schalie. American Society for Testing and Materials, Philadelphia, PA. Pp. 93-109.
Reference No. ***014.***

Marshack, Jon B. 1991. *A Compilation of Water Quality Goals*. California Regional Water Quality Control Board, Central Valley Region, Sacramento, CA. Staff Report.
Reference No. ***015.***

Maryland Department of the Environment. 1993. *Guidance for the Analysis of Water Quality Trends in Chesapeake Bay*. Prepared by the Maryland Department of the Environment (by R. Eskin et al.) for the Monitoring Subcommittee of the Chesapeake Bay Program, Baltimore, MD. Pp. 46.
Reference No. ***016.***

Mudroch, A., and S.D. MacKnight. 1991. *Handbook of Techniques for Aquatic Sediments Sampling.* CRC Press, Boca Raton, FL. Pp. 210.
Reference No. ***017.***

Mueller, W., and D. Smith. 1992. *Compilation of EPA's Sampling and Analytical Methods.* Edited by L. H. Keith. Lewis Publishers, Chelsea, MI.
Reference No. ***018.***

National Parks Service. 1991. *Plant Toxicity Testing with Sediment and Marsh Soils.* Prepared by G. Walsh, US Department of the Interior, National Parks Service, Water Resources Division, Fort Collins, CO. Pp. 133. Technical Report NPS/NRWRD/NRTR-91/03.
Reference No. ***019.***

NOAA. 1986. *National Status and Trends Program for Marine Environmental Quality Benthic Surveillance Project: Cycle III Field Manual.* National Oceanic and Atmospheric Administration, Coastal Monitoring and Bioeffects Assessment Division, Office of Ocean Resources Conservation and Assessment, National Ocean Service, Silver Spring, MD. Pp. 32. Technical Memorandum NOS OMA 28.
Reference No. ***020.***

NOAA. 1987. *National Status and Trends Program for Marine Environmental Quality Benthic Surveillance Project: Specimen Bank Project: Field Manual.* National Oceanic and Atmospheric Administration, Coastal Monitoring and Bioeffects Assessment Division, Office of Ocean Resources Conservation and Assessment, National Ocean Service, Silver Spring, MD. Pp. 43. Technical Memorandum NOS OMA 37.
Reference No. ***021.***

NOAA. 1988. *Standard Analytical Procedures of the NOAA National Analytical Facility, 1988. New HPLC Cleanup and Revised Extraction Procedures for Organic Contaminants.* U.S. Dept. of Commerce, National Oceanic and Atmospheric Administration, National Marine Fisheries Service, Seattle, WA. NOAA Technical Memorandum NMFS F/NWC-153.
Reference No. ***022.***

NOAA. 1992. *Standard and Reference Materials for Marine Science. 3rd ed.* National Oceanic and Atmospheric Administration, Coastal Monitoring and Bioeffects Assessment Division, Office of Ocean Resources Conservation and Assessment, National Ocean Service, Silver Spring, MD. Technical Memorandum NOS ORCA 68.
Reference No. ***023.***

NOAA. 1993. *Sampling and Analytical Methods of the National Status and Trends Program National Benthic Surveillance and Mussel Watch Projects 1984-1992, Volumes I-IV.* National Oceanic and Atmospheric Administration, Coastal Monitoring and Bioeffects Assessment Division, Office of Ocean Resources Conservation and Assessment, National Ocean Service, Silver Spring, MD. NOAA Technical Memorandum NOS ORCA 71.
Reference No. ***024.***

NOAA. 1994. *Use of Standards and Reference Materials in the Measurement of Chlorinated Hydrocarbon Residues - Chemistry Workbook.* Prepared by T.L. Wade and A.Y. Cantillo for the National Oceanic and Atmospheric Administration, Coastal Monitoring and Bioeffects Assessment Division, Office of Ocean Resources Conservation and Assessment, National Ocean Service, Silver Spring, MD. Technical Memorandum NOS ORCA 77.
Reference No. ***025.***

Parsons, T. R. et al. 1984. *A Manual for Chemical and Biological Methods for Seawater Analysis. 1st. ed.* Pergamon Press, Toronto.
Reference No. ***026.***

Plumb, R. H., Jr. 1981. *Procedures for Handling and Chemical Analysis of Sediment and Water Samples.* Prepared by Great Lakes Laboratory, State University College at Buffalo, Buffalo, NY., for U.S. Environmental Protection Agency/Corps of Engineers Technical Committee on Criteria for Dredged and Fill Material. Published by the U.S. Army Engineer Waterways Experiment Station, Vicksburg, MS. Technical Report EPA/CD-81-1.
Reference No. ***027.***

PTI Environmental Services. 1989. *Data Validation Guidance Manual for Selected Sediment Variables, Edited Draft Report.* Prepared by PTI Environmental Services for the Washington Department of Ecology, Sediment Management Unit, Olympia, WA.
Reference No. ***028.***

PTI Environmental Services. 1989. *Puget Sound Dredged Disposal Analysis Guidance Manual; Data Quality Evaluation for Proposed Dredged Material Disposal Projects.* Prepared by PTI Environmental Services for the Washington Department of Ecology, Sediment Management Unit, Olympia, WA.
Reference No. ***029.***

Puget Sound Estuary Program. 1991. *Recommended Protocols for Measuring Selected Environmental Variables in Puget Sound.* U.S. Environmental Protection Agency, Region 10, Office of Puget Sound, Seattle, WA.
Reference No. ***030.***

San Francisco Estuary Institute. 1994. *Quality Assurance Project Plan for the Regional Monitoring Program for Toxic Contaminants in the San Francisco Estuary.* San Francisco Estuary Institute (previously Aquatic Habitat Institute), Richmond, CA. Pp. 75.
Reference No. ***031.***

San Francisco Estuary Project. 1991. *Quality Assurance in Environmental Analysis Applied to the San Francisco Estuary.* Prepared by the Aquatic Habitat Institute for the San Francisco Estuary Project, Oakland, CA. Pp. 72.
Reference No. ***032.***

State of Maine DEP. 1987. *Methods for Biological Sampling and Analysis of Maine's Waters.* State of Maine Department of Environmental Protection, Augusta, ME. Pp. 19.
Reference No. ***033.***

Texas Parks and Wildlife Department. 1989. *Commercial Harvest Field Operations Manual.* Texas Parks and Wildlife Department, Fisheries and Wildlife Division, Coastal Fisheries Branch, Austin, TX.
Reference No. ***034.***

Texas Parks and Wildlife Department. 1993. *Marine Resource Monitoring Operations Manual.* Texas Parks and Wildlife Department, Fisheries and Wildlife Division, Coastal Fisheries Branch, Austin, TX.
Reference No. ***035.***

Texas Parks and Wildlife Department. 1993. *Marine Sport Harvest Monitoring Operations Manual.* Texas Parks and Wildlife Department, Fisheries and Wildlife Division, Coastal Fisheries Branch, Austin, TX.
Reference No. ***036.***

Texas Water Commission. 1993. *Water Quality Monitoring Procedures Manual.* Water Quality Monitoring Team, Texas Water Commission, Austin, TX. Pp. 262. Draft.
Reference No. ***037.***

USACE. 1991. *Assessing Bioaccumulation in Aquatic Organisms Exposed to Contaminated Sediments.* By J. Clarke and V. McFarland, US Army Corps of Engineers, Waterways Experiment Station, Environmental Laboratory, Vicksburg, MS. Pp. 82. Miscellaneous Paper D–91-2.
Reference No. ***038.***

USAEWES. 1989. *Quality Assurance Guidelines for Organic Analysis.* US Army Corps of Engineers, Environmental Laboratory, Waterways Experiment Station, Vicksburg, MS. Technical Report EL-89-18.
Reference No. ***039.***

USEPA. 1978. *Environmental Monitoring Series: Quality Assurance Guidelines for Biological Testing.* U.S. Environmental Protection Agency, Environmental Monitoring and Support Laboratory, Las Vegas, NV. Pp. 475. EPA 600/4-78-043.
Reference No. ***040.***

USEPA. 1978. *Microbiological Methods for Monitoring the Environment - Water and Wastes.* Edited by: R.H. Bordner, J.A. Winter, and P.V. Scarpino. U.S. Environmental Protection Agency, Office of Research and Development, Environmental Monitoring and Support Laboratory, Cincinnati, OH. Pp. 337. EPA 600/8-78-017.
Reference No. ***041.***

USEPA. 1978. *Phytoplankton Sampling in Qualitative Baseline and Monitoring Programs.* U.S. EPA, Office of Research and Development, Corvallis Environmental Research Laboratory, Newport, OR. EPA 600/3-78-025.
Reference No. ***042.***

USEPA. 1979. *Handbook for Analytical Quality Control in Water and Wastewater Laboratories.* U.S. Environmental Protection Agency, Environmental Monitoring and Support Laboratory, Office of Research and Development, Cincinnati, OH. EPA-600/4-79-019.
Reference No. ***043.***

USEPA. 1983. *Methods for Chemical Analysis of Water and Wastes. 3rd. ed.* U.S. Environmental Protection Agency, Environmental Monitoring and Support Laboratory, Cincinnati, OH. EPA 600/4-79-020.
Reference No. ***044.***

USEPA. 1985. *Bioaccumulation Monitoring Guidance: 3. Recommended Analytical Detection Limits.* U.S. Environmental Protection Agency, Office of Water, Washington, DC. Pp. 23. EPA 503/6-90-001.
Reference No. ***045.***

USEPA. 1985. *Summary of U.S. EPA-Approved Methods, Standard Methods, and Other Guidance for 301(h) Monitoring Variables.* U.S. Environmental Protection Agency, Office of Marine and Estuarine Protection, Washington, DC. Pp. 16. EPA 503/4-90-002.
Reference No. ***046.***

USEPA. 1985. *Test Methods for* Escherichia coli *and* Enterococci *in Water by the Membrane Filter Procedure.* U.S. Environmental Protection Agency, Environmental Monitoring and Support Laboratory, Cincinnati, OH. Pp. 30. EPA 600/4-85/076.
Reference No. ***047.***

USEPA. 1986. *Analytical Methods for U.S. EPA Priority Pollutants and 301(h) Pesticides in Estuarine and Marine Sediments.* U.S. Environmental Protection Agency, Office of Marine and Estuarine Protection, Washington, DC. EPA 503/6-90-004.
Reference No. ***048.***

USEPA. 1986. *Bioaccumulation Monitoring Guidance: 4. Analytical Methods for U.S. EPA Priority Pollutants and 301(h) Pesticides in Tissues From Estuarine and Marine Organisms.* U.S. Environmental Protection Agency, Office of Marine and Estuarine Protection, Washington, DC. EPA 503/6-90-002.
Reference No. ***049.***

USEPA. 1986. *Quality Criteria for Water 1986.* United States Environmental Protection Agency, Office of Water Regulations and Standards, Washington, DC. EPA 440/5-86-001.
Reference No. ***050.***

USEPA. 1987. *Bioaccumulation Monitoring Guidance: 1. Selection of Target Species and Review of Available Bioaccumulation Data.* U.S. Environmental Protection Agency, Office of Water, Washington, DC. Pp. 52. EPA/420-86-005.
Reference No. ***051.***

USEPA. 1987. *Bioaccumulation Monitoring Guidance: 5. Strategies for Sample Replication and Compositing.* U.S. Environmental Protection Agency, Office of Marine and Estuarine Protection, Washington, DC. Pp. 51. EPA 430/09-87-003.
Reference No. ***052.***

USEPA. 1987. *Guidance for Conducting Fish Liver Histopathology Studies During 301(h) Monitoring*. U.S. Environmental Protection Agency, Office of Marine and Estuarine Protection, Washington, DC. Pp. 166. EPA 430/09-87-004.
Reference No. ***053.***

USEPA. 1987. *Guidance for Sampling of and Analyzing for Organic Contaminants in Sediments.* U.S. Environmental Protection Agency, Office of Water, Regulation and Standards, Criteria and Standards Division, Washington, DC. Pp. 80. EPA 440/4-87-010.
Reference No. ***054.***

USEPA. 1987. *Quality Assurance/Quality Control (QA/QC) for 301(h) Monitoring Programs: Guidance on Field and Laboratory Methods*. U.S. Environmental Protection Agency, Office of Marine and Estuarine Protection, Washington, DC. EPA 430/9-86-004.
Reference No. ***055.***

USEPA. 1987. *Recommended Biological Indices for 301(h) Monitoring Programs*. U.S. Environmental Protection Agency, Marine Operations Division, Office of Marine and Estuarine Protection, Washington, DC. Pp. 17. EPA 430/9-86-002.
Reference No. ***056.***

USEPA. 1988. *Guide for Preparation of Quality Assurance Project Plans for the National Estuary Program - Interim Final*. U.S. Environmental Protection Agency, Office of Water, Office of Marine and Estuarine Protection, Washington, DC. EPA 556/2-88-001.
Reference No. ***057.***

USEPA. 1988. *Short-Term Methods for Estimating the Chronic Toxicity of Effluents and Receiving Waters to Marine and Estuarine Organisms.* Edited by C. I. Weber et al. U.S. Environmental Protection Agency, Office of Research and Development, Environmental Monitoring and Support Laboratory, Cincinnati, OH. EPA-600/4-87/028.
Reference No. ***058.***

USEPA. 1989. *Compendium of Methods for Marine and Estuarine Environmental Studies*. U.S. Environmental Protection Agency, Office of Water, Office of Marine and Estuarine Protection, Washington, DC. EPA 503/2-89/001.
Reference No. ***059.***

USEPA. 1989. *Guidance Manual: Bedded Sediment Bioaccumulation Tests*. U.S. Environmental Protection Agency, Bioaccumulation Team, Pacific Ecosystems Branch, Environmental Research Laboratory, Newport, OR. Pp. 232. EPA/600/X-89/302. ERLN-N111.
Reference No. ***060.***

USEPA. 1989. *Methods Manual for Perdido Bay Citizens Monitoring Program*. U.S. Environmental Protection Agency, Office of Research and Development, Environmental Research Laboratory, Gulf Breeze, FL. Pp. 28. EPA/600/4-89/030.
Reference No. ***061.***

USEPA. 1989. *QA/QC Plan for Perdido Bay Florida-Alabama Citizens Monitoring Program.* U.S. Environmental Protection Agency, Office of Research and Development, Environmental Research Laboratory, Gulf Breeze, FL. Pp. 17.
Reference No. ***062.***

USEPA. 1989. *Rapid Bioassessment Protocols for Use in Streams and Rivers*. U.S. Environmental Protection Agency, Office of Water, Washington, DC. Pp. 185. EPA/444/4-89-001.
Reference No. ***063.***

USEPA. 1989. *Short-Term Methods for Estimating the Chronic Toxicity of Effluents and Receiving Waters to Freshwater Organisms, 2nd. ed.* Edited by C. I. Weber et al. U.S. Environmental Protection Agency, Office of Research and Development, Office of Modeling, Monitoring Systems, and Quality Assurance, Environmental Monitoring Systems Laboratory, Cincinnati, OH. EPA/600/4-89/001.
Reference No. ***064.***

USEPA. 1990. *Analytical Procedures and Quality Assurance Plan for the Determination of PCDD/PCDF in Fish.* U.S. EPA, Office of Research and Development, Environmental Research Laboratory, Duluth, MN. EPA 600/3-90-022.
Reference No. ***065.***

USEPA. 1990. *Analytical Procedures and Quality Assurance Plan for the Determination of Xenobiotic Chemical Contaminants in Fish.* U.S. EPA, Office of Research and Development, Environmental Research Laboratory, Duluth, MN. EPA 600/3-90-023.
Reference No. ***066.***

USEPA. 1990. *Macroinvertebrate Field and Laboratory Methods for Evaluating the Biological Integrity of Surface Waters*. U.S. Environmental Protection Agency, Office of Research and Development, Washington, DC. Pp. 268. EPA/600/4-90/030.
Reference No. ***067.***

USEPA. 1990. *Volunteer Water Monitoring: A Guide For State Managers*. U.S. Environmental Protection Agency, Office of Water, Washington, DC. Pp. 78. EPA 440/4-90-010.
Reference No. ***068.***

USEPA. 1991. *Biological Criteria: Guide to Technical Literature*. U.S. Environmental Protection Agency, Office of Water, Washington, DC. Pp. 128. EPA-440/5-91-004.
Reference No. ***069.***

USEPA. 1991. *Methods for Aquatic Toxicity Identification Evaluations, Phase I Toxicity Characterization Procedures, Second Edition*. U.S. Environmental Protection Agency, Office of Research and Development, Environmental Research Laboratory, Duluth, MN. EPA/600/6-91/003.
Reference No. ***070.***

USEPA. 1991. *Methods for Measuring the Acute Toxicity of Effluents and Receiving Waters to Freshwater and Marine Organisms, 4th. ed.* Edited by C. I. Weber. U.S. Environmental Protection Agency, Office of Research and Development, Environmental Monitoring Systems Laboratory, Cincinnati, OH. EPA-600/4-90-027.
Reference No. ***071.***

USEPA. 1991. *Methods for the Determination of Metals in Environmental Samples.* U.S. Environmental Protection Agency, Environmental Monitoring System Laboratory, Office of Research and Development, Cincinnati, OH. EPA 600-4-91-010.
Reference No. ***072.***

USEPA. 1991. *A Project Manager's Guide to Requesting and Evaluating Chemical Analyses.* Prepared by PTI Environmental Services, Bellevue, WA for U.S. Environmental Protection Agency, Region 10, Puget Sound Estuary Program, Seattle, WA. EPA 910/9-90-24.
Reference No. ***073.***

USEPA. 1991. *Volunteer Lake Monitoring: A Methods Manual.* Prepared by J. Simpson for U.S. Environmental Protection Agency, Office of Wetlands, Oceans , and Watersheds, Assessment and Watershed Protection Division, Washington, DC. Pp. 129. EPA 440/4-91-002.
Reference No. ***074.***

USEPA. 1992. *Consumption Surveys for Fish and Shellfish.* U.S. Environmental Protection Agency, Office of Water and Office of Science and Technology, Washington, DC. Pp. 60. EPA 822/R-92-001.
Reference No. ***075.***

USEPA. 1992. *Environmental Monitoring Methods Index, Version 1.0.* U.S. Environmental Protection Agency, Environmental Monitoring Management Council, Washington, DC. 112 pp. + three software diskettes. NTIS PB92-503093.
Reference No. ***076.***

USEPA. 1992. *Field Operations and Safety Manual: EMAP-Estuaries 1992 Virginian Province.* U.S. Environmental Protection Agency, Office of Research and Development, Environmental Monitoring Systems Laboratory, Washington, DC. Preliminary Draft. Pp. 210. EPA/600/x92/xxx.
Reference No. ***077.***

USEPA. 1992. *Methods for the Determination of Chemical Substances in Marine and Estuarine Environmental Samples.* U.S. Environmental Protection Agency, Environmental System Laboratory, Office of Research and Development, Cincinnati, OH. EPA 600/R-92/121.
Reference No. ***078.***

USEPA. 1992. *Monitoring Guidance for the National Estuary Program, Final.* U.S. Environmental Protection Agency; Office of Water; Office of Wetlands, Oceans, and Watersheds, Ocean and Coastal Protection Division, Washington, DC. EPA 503/8-91-002.
Reference No. ***079.***

USEPA. 1992. *Recommended Analytical Techniques and Quality Assurance/Quality Control Guidelines for the Measurement of Organic and Inorganic Analytes in Marine Sediment and Tissue Samples. Draft.* U.S. Environmental Protection Agency, Office of Research and Development, Environmental Research Laboratory, Narragansett, RI.
Reference No. ***080.***

USEPA. 1992. *Sediment Classification Methods Compendium.* U.S. Environmental Protection Agency, Office of Water (WH-556), Washington, DC. EPA 823-R-92-006.
Reference No. ***081.***

USEPA. 1992. *Standard Operating Procedures and Field Methods Used for Conducting Ecological Risk Assessment Case Studies.* Prepared for Naval Command, Control and Ocean Surveillance Center, RDT&E Division, San Diego, CA, by U.S. Environmental Protection Agency, Environmental Research Laboratory, Narragansett, RI. Technical Document 2296. 416 pp. + appendices.
Reference No. ***082.***

USEPA. 1992. *Synthesis of Methods to Predict Bioaccumulation of Sediment Pollutants.* U.S. Environmental Protection Agency, Bioaccumulation/Stratozone Team, Pacific Ecosystems Branch, Environmental Research Laboratory, Newport, OR. Research Report.
Reference No. ***083.***

USEPA. 1993. *Guidance for Assessing Chemical Contaminant Data for Use in Fish Advisories, Volume 1: Fish Sampling and Analysis.* U.S. Environmental Protection Agency, Office of Science and Technology, Office of Water, Washington, DC. EPA 823-R-93-002.
Reference No. ***084.***

USEPA. 1993. *Laboratory Methods Manual - Estuaries. Environmental Monitoring and Assessment Program.* U.S. Environmental Protection Agency, Office of Research and Development, Environmental Monitoring Systems Laboratory, Cincinnati, OH. Pp. 289. EPA/600/4-91/024.
Reference No. ***085.***

USEPA. 1993. *Methods for Aquatic Toxicity Identification Evaluations, Phase II Toxicity Identification Procedures for Samples Exhibiting Acute and Chronic Toxicity.* U.S. Environmental Protection Agency, Office of Research and Development, Environmental Research Laboratory, Duluth, MN. EPA/600/R-92/080.
Reference No. ***086.***

USEPA. 1993. *Methods for Aquatic Toxicity Identification Evaluations, Phase III Toxicity Confirmation Procedures for Samples Exhibiting Acute and Chronic Toxicity.* U.S. Environmental Protection Agency, Office of Research and Development, Environmental Research Laboratory, Duluth, MN. EPA/600/R-92/081.
Reference No. ***087.***

USEPA. 1993. *Methods for the Determination of Inorganic Substances in Environmental Samples*. U.S. Environmental Protection Agency, Office of Research and Development, Environmental Monitoring Systems Laboratory, Cincinnati, OH. EPA/600/R-93/100.
Reference No. ***088.***

USEPA. 1993. *QA/QC Guidance for Sampling and Analysis of Sediments, Water, and Tissues for Dredged Material Evaluations Phase 1 - Chemical Evaluations*. Environmental Protection Agency, Office of Water, Office of Science and Technology, Standards & Applied Science Division (WH-585), Washington, DC.
Reference No. ***089.***

USEPA. 1993. *Volunteer Estuary Monitoring: A Methods Manual*. U.S. Environmental Protection Agency, Office of Water, Office of Wetlands, Oceans, and Watersheds, Washington, DC. EPA 842-B-93-004.
Reference No. ***090.***

USEPA. 1994. *CWA Section 403: Procedural and Monitoring Guidance*. U.S. Environmental Protection Agency; Office of Water; Office of Wetlands, Oceans, and Watersheds, Ocean and Coastal Protection Division, Washington, DC. EPA 842-B-94-003.
Reference No. ***091.***

USEPA. 1994. *Guidance for Assessing Chemical Contaminant Data for Use in Fish Advisories. Volume II: Risk Assessment and Fish Consumption Limits*. U.S. Environmental Protection Agency, Office of Science and Technology, Office of Water, Washington, DC. EPA 823–B–94–004.
Reference No. ***092.***

USEPA. 1994. *Methods for Measuring the Toxicity of Sediment-Associated Contaminants with Estuarine and Marine Amphipods*. U.S. Environmental Protection Agency, Office of Science and Technology, Washington, DC. EPA 600/R-94/025.
Reference No. ***093.***

USEPA. 1994. *Methods for Measuring the Toxicity of Sediment-Associated Contaminants with Freshwater Invertebrates*. U.S. Environmental Protection Agency, Office of Research and Development, Duluth, MN. EPA 600/R-94/024.
Reference No. ***094.***

USEPA. 1994. *National Directory of Volunteer Environmental Monitoring Programs. 4th. ed.* U.S. Environmental Protection Agency, Office of Wetlands, Oceans, and Watersheds, Washington, DC. EPA 841-B-94-001.
Reference No. ***095.***

USEPA, and USACE. 1991. *Evaluation of Dredged Material Proposed for Ocean Disposal - Testing Manual*. U.S. Environmental Protection Agency, Office of Water and Department of the Army, U.S. Army Corps of Engineers, Washington, DC. Pp. 288. EPA-503/8-91/001.
Reference No. ***096.***

USEPA and USACE. 1994. *Evaluation of Dredged Material Proposed for Discharge in Waters of the U.S. - Testing Manual (Draft): Inland Testing Manual.* U.S. Environmental Protection Agency, Office of Water, Office of Science and Technology, Washington, DC and Department of the Army, U.S. Army Corps of Engineers, Washington, DC. EPA-823-B-94-002.
Reference No. ***097.***

USFDA. 1990. *National Shellfish Sanitation Program Manual of Operations Part 1 Sanitation of Shellfish Growing Areas 1990 Revision.* U.S. Department of Health and Human Services, Public Health Service, Food and Drug Administration, Center for Food Safety and Applied Nutrition, Division of Cooperative Programs, Shellfish Sanitation Branch, Washington, DC. Pp. 136.
Reference No. ***098.***

USGS. 1987. Methods for Collection and Analysis of Aquatic Biological and Microbiological Samples. In *Techniques of Water-Resources Investigations of the United States Geological Survey*. Edited by L.J. Britton and P.E. Greeson. Pp. 375. U.S. Department of the Interior, Geological Survey, Denver, CO.
Reference No. ***099.***

USGS. 1989. Methods for Determination of Inorganic Substances in Water and Fluvial Sediments. 3rd. ed. In *Techniques of Water-Resources Investigations of the United States Geological Survey.* Edited by M.J. Fishman and L.C. Friedman. Pp. 642. U.S. Department of the Interior, Geological Survey, Denver, CO.
Reference No. ***100.***

Index

Index

A

	Reference Number
acenaphthalene	15, 39, 45, 48, 49, 50, 76
acenaphthylene	15, 39, 45, 48, 49, 50, 76
acrolein	15, 39, 45, 48, 49, 50, 76
acrylonitrile	15, 39, 45, 48, 49, 50, 76
aldrin	15, 39, 45, 48, 49, 50, 76
algae	3, 58, 64, 82
aluminium	15, 24, 27, 30, 45, 50, 72, 76
ammonium	5, 15, 30, 50, 82
amphibians	3
anthracene	15, 30, 39, 45, 48, 49, 50, 76
antimony	2, 15, 24, 30, 45, 48, 49, 50, 72, 76
arsenic	5, 15, 24, 27, 30, 31, 45, 48, 49, 50, 72, 76, 78, 84
asbestos	15, 30, 45, 50, 76

B

bacteria, coliform	2, 15, 30, 37, 41, 46, 55, 82
bacteria, Enterococci	2, 15, 30, 41, 46, 55, 82
barium	15, 30, 50, 72, 76
benthic infauna	13, 28, 30, 37, 46, 50, 55, 63, 79, 82, 85
benzene	15, 30, 39, 45, 48, 49, 50, 76
benzidine	15, 30, 39, 45, 48, 49, 50, 76
beryllium	2, 15, 30, 45, 48, 49, 50, 72, 76
bioaccumulation	3, 24, 28, 29, 30, 31, 38, 45, 46, 49, 51, 52, 55, 57, 60, 65, 66, 79, 82, 83, 91, 94, 96, 97
bioassays, *see toxicity/bioassays*	
bis(chloroethoxy)methane	15, 30, 39, 45, 48, 49, 50, 76
bis(chloroethyl)ether	15, 30, 39, 45, 48, 49, 50, 76
bis(chloroisoprolyl)ether	15, 30, 39, 45, 48, 49, 50, 76
bis(chloromethyl)ether	15, 30, 45, 48, 49, 50, 76
boron	15, 50, 72, 76
bromodichloromethane	2, 15, 30, 39, 45, 48, 49, 50, 76
bromomethane	2, 15, 30, 39, 45, 48, 49, 50, 76
bromophenyl phenyl ether	15, 30, 45, 48, 49, 50, 76

Reference Number

C

cadmium 2, 5, 15, 24, 27, 30, 31, 45, 48, 49, 50, 72, 76, 78, 84
calcium 15, 27, 30, 50, 72, 76
carbon 27, 30, 78
carbon, organic . 2, 4, 11, 15, 24, 26, 27, 28, 30, 31, 43, 44, 46, 54, 55, 60, 76, 79, 85, 91, 96, 97
chlordane 15, 30, 45, 48, 49, 50, 76
chlordene 15, 30, 39, 45, 48, 49, 50, 76, 84
chlorobenzene 15, 30, 39, 45, 48, 49, 50, 76
chloroethane 15, 30, 39, 45, 48, 49, 50, 76
chloromethane 15, 30, 39, 45, 48, 49, 50, 76
chloronaphthalene 15, 30, 39, 45, 48, 49, 50, 76
chlorophenol 15, 30, 39, 45, 48, 49, 50, 76
chlorophyll 3, 11, 26, 30, 31, 42, 46, 55, 59, 78, 79, 82, 90, 91
chlororethyl vinyl ether 15, 30, 39, 45, 48, 49, 50, 76
chlororphenyl phenyl ether 15, 30, 39, 45, 48, 49, 50, 76
chromium 2, 5, 15, 24, 27, 30, 31, 45, 48, 49, 50, 72, 76, 78, 84
chrysene 15, 30, 39, 45, 48, 49, 50, 76
cobalt 15, 30, 45, 50, 72, 76, 78
color 15, 55
community, *see population/community*
conductivity, *see salinity*
copper 2, 5, 15, 24, 27, 30, 31, 45, 48, 49, 50, 72, 76, 78, 84
cresol 15, 30, 45, 48, 49, 50, 76
current and flow 4, 24, 34, 37, 51, 55, 68, 79, 85, 100
cyanide 2, 5, 15, 30, 45, 50, 76, 88

D

data analysis 3, 4, 5, 7, 8, 9, 10, 12, 15, 16, 24, 25, 28, 29, 30, 31, 32, 33, 34, 35, 36, 37, 38, 39, 41, 42, 43, 44, 48, 49, 50, 52, 53, 55, 56, 57, 58, 60, 62, 64, 67, 69, 71, 72, 73, 74, 75, 77, 79, 82, 83, 84, 87, 88, 89, 92, 96, 97
DDT and metabolites 15, 25, 30, 39, 45, 48, 49, 50, 76, 84
depth 24, 31, 37, 79, 91
dichlorobenzene 15, 30, 39, 45, 48, 49, 50, 76
dichlorobenzidine 15, 30, 39, 45, 50, 76
dichlorodifluoromethane 2, 15, 30, 39, 45, 48, 49, 50, 76
dichloroethane 2, 15, 30, 39, 45, 48, 49, 50, 76
dichloroethene 2, 15, 30, 39, 45, 48, 49, 50, 76
dichloromethane 2, 15, 30, 39, 45, 48, 49, 50, 76
dichlorophenol 15, 30, 39, 45, 48, 49, 50, 76
dichloropropane 2, 15, 30, 39, 45, 48, 49, 50, 76
dichloropropene 2, 15, 30, 39, 45, 48, 49, 50, 76
dieldrin 15, 30, 39, 45, 48, 49, 50, 76, 84

Reference Number

dimethyl phenol 15, 30, 39, 45, 48, 49, 50, 76
dinitrophenol 15, 30, 39, 45, 48, 49, 50, 76
dinitrotoluene 15, 30, 39, 45, 48, 49, 50, 76
dioxins/furans 15, 30, 39, 48, 49, 50, 76
diphenylhydrazine 15, 30, 39, 45, 48, 49, 50, 76
dissolved oxygen 1, 2, 4, 15, 24, 26, 30, 31, 37, 38, 44, 46, 48, 49, 50, 55, 61, 74, 76, 77, 79, 82, 90, 91
dredging 96, 97

E

endosulfan 5, 15, 30, 39, 45, 48, 49, 50, 76, 84
endrin 5, 15, 30, 39, 45, 48, 49, 50, 76
ethyl benzene 15, 30, 39, 45, 48, 49, 50, 76

F

fish 3, 30, 35, 37, 46, 55, 58, 63, 64, 79, 82
fluoranthene 15, 30, 39, 45, 48, 49, 50, 76
fluorene 15, 30, 39, 45, 48, 49, 50, 76

G

grain size 4, 11, 24, 27, 28, 29, 30, 31, 46, 55, 60, 76, 79, 82, 85, 91, 96, 97

H

habitat 30, 63
halogenated aliphatic hydrocarbons 15, 25, 30, 39, 45, 48, 49, 50, 76
halogenated ethers 15, 30, 39, 45, 48, 49, 50, 76
heptachlor, pesticide 15, 30, 39, 45, 48, 49, 50, 76, 84
hexachlorobenzene 15, 30, 39, 45, 48, 49, 50, 76, 84
hexachlorobutadiene 2, 15, 30, 39, 45, 48, 49, 50, 76
hexachlorocyclohexane 5, 15, 30, 39, 45, 48, 49, 50, 76
hexachlorocyclopentadiene 2, 15, 30, 45, 48, 49, 50, 76

I-J-K

inorganic constituents 2, 4, 5, 15, 18, 23, 24, 27, 29, 30, 31, 44, 45, 46, 48, 49, 50, 55, 76, 78, 79, 82, 84, 88, 91, 92, 96, 97, 100
iron 15, 27, 30, 50, 72, 76
isophorone 15, 24, 30, 39, 45, 48, 49, 50, 76

Reference Number

L

lead 2, 5, 15, 24, 27, 30, 31, 45, 48, 49, 50, 72, 76, 78, 84
lindane 15, 30, 45, 50, 76
lithium 50, 72, 76

M

macroinvertebrates 3, 13, 30, 33, 37, 46, 51, 55, 58, 63, 64, 67, 82, 85
magnesium 27, 30, 45, 72, 76
mammals 3, 30, 40
manganese 24, 30, 50, 72, 76
mercury 2, 5, 15, 24, 27, 30, 31, 45, 48, 49, 50, 72, 76, 84, 85
metals, trace 2, 5, 14, 15, 18, 23, 24, 27, 28, 29, 30, 31, 37, 44, 45, 46, 48, 49, 50, 55, 71, 76, 78, 79, 80, 82, 85, 86, 89, 91, 92, 96, 97, 100
molybdenum 27, 72, 76, 79
monocyclic aromatic hydrocarbons 15, 30, 39, 45, 48, 49, 76

N

naphthalene 30, 39, 45
nickel 2, 5, 15, 24, 27, 30, 31, 45, 48, 49, 72, 76, 78
nitrobenzene 15, 30, 39, 45, 48, 49, 50, 76
nitrogen 15, 27, 30, 59, 76, 78
nitrogen (ammonia) 2, 15, 27, 30, 46, 55, 59, 76, 79, 88
nitrogen (Kjeldahl) 2, 15, 27, 30, 46, 55, 59, 76, 79, 88
nitrogen (nitrite and nitrate) 2, 15, 27, 30, 46, 50, 55, 59, 76, 78, 79, 82, 88
nitrophenol 15, 30, 39, 45, 48, 49, 50, 76
nitrosamines 15, 30, 39, 45, 48, 49, 50, 76
nutrients 2, 4, 11, 15, 23, 24, 26, 27, 30, 31, 44, 46, 50, 55, 59, 76, 78, 79, 82, 89, 90, 91, 100

O

organic constituents 2, 4, 5, 15, 18, 22, 23, 24, 25, 26, 27, 28, 29, 30, 31, 38, 39, 43, 44, 45, 46, 48, 49, 50, 54, 55, 65, 66, 76, 78, 79, 80, 82, 84, 85, 86, 91, 92, 96, 97
organics, semivolatile 15, 22, 25, 27, 28, 30, 45, 54, 80, 82
organics, volatile 22, 25, 30, 39, 45
organotins 5, 15, 24, 30, 31, 76, 82, 85
orthophosphate, *see phosphate*
oxygen demand 2, 4, 11, 15, 24, 27, 29, 30, 31, 44, 46, 55, 76, 79, 88, 90, 100
oxygen demand, biological 2, 27, 30, 46, 55, 76
oxygen demand, chemical 2, 27, 30, 46, 55, 76, 88

Reference Number

P

PAHs 2, 4, 5, 14, 15, 18, 22, 23, 24, 25, 27, 29, 30, 31, 39, 45, 46, 48, 49, 50, 54, 66, 76, 79, 80, 84, 85, 91, 92, 96, 97
pathogenic organisms . 1, 2, 4, 5, 24, 26, 28, 30, 37, 41, 43, 46, 47, 55, 74, 79, 82, 90, 91, 93, 99
PCBs 2, 4, 5, 14, 15, 18, 22, 23, 24, 25, 27, 29, 30, 31, 39, 45, 48, 49, 50, 54, 66, 76, 79, 80, 82, 84, 85, 91, 92, 96, 97
pentachlorophenol 15, 30, 39, 45, 48, 49, 50, 76
periphyton 15, 76
pesticides 2, 4, 5, 15, 18, 23, 24, 25, 27, 29, 30, 31, 39, 45, 48, 49, 50, 54, 55, 76, 79, 80, 84, 85, 91, 92, 96, 97
pH 2, 4, 5, 15, 24, 27, 30, 31, 37, 43, 44, 46, 50, 55, 60, 74, 76, 79, 82, 86
phenanthrene 15, 30, 39, 45, 48, 49, 76
phenol 2, 5, 15, 27, 30, 39, 45, 48, 49, 50, 76, 88
phosphates, phosphorus 2, 15, 27, 30, 46, 50, 55, 59, 72, 76, 78, 79, 82, 88
phthalate esters 15, 30, 39, 48, 49, 50, 76
phytoplankton 30, 37, 46, 55, 90
plankton 30, 37, 79
population/community 11, 24, 30, 31, 33, 34, 35, 36, 37, 42, 46, 55, 56, 63, 69, 74, 75, 79, 82, 85, 90, 91, 99
pore water 17, 30
potassium 30, 72, 76
priority pollutant metals 5, 15, 30, 45, 46, 55, 76, 96, 97, 86
priority pollutant organic compounds 5, 15, 30, 45, 46, 55, 76, 96, 97
pyrene 15, 30, 39, 45, 48, 49, 76

Q

QA/QC 3, 4, 6, 7, 8, 9, 11, 12, 20, 21, 23, 24, 25, 27, 28, 29, 30, 31, 32, 33, 35, 36, 37, 39, 40, 41, 43, 48, 49, 54, 55, 57, 62, 65, 66, 67, 68, 69, 71, 72, 73, 74, 75, 77, 78, 79, 80, 81, 83, 84, 87, 89, 90, 91, 92, 93, 94, 96, 97, 98, 100

R

radioactivity 2, 4, 5, 15, 43

S

salinity (conductivity) 1, 2, 4, 5, 15, 23, 24, 27, 30, 31, 37, 43, 50, 55, 61, 77, 79, 82, 91
sampling 1, 2, 3, 4, 6, 7, 11, 12, 13, 16, 17, 18, 20, 21, 23, 24, 25, 26, 27, 28, 29, 30, 31, 32, 33, 34, 35, 36, 37, 39, 40, 41, 42, 43, 47, 48, 51, 52, 53, 54, 55, 57, 60, 61, 62, 63, 65, 66, 67, 69, 70, 71, 74, 75, 77, 78, 79, 81, 82, 83, 84, 88, 89, 90, 91, 93, 94, 96, 97, 98, 99, 100

Reference Number

sampling, biological 6, 13, 20, 21, 24, 28, 30, 31, 33, 34, 35, 36, 37, 40, 51, 52, 53, 56, 58, 60, 63, 64, 67, 71, 83, 98
sampling, grab 13, 14, 24, 30, 52, 55, 60, 67, 69, 82, 84
sampling, sediment ... 14, 17, 20, 21, 24, 27, 28, 30, 31, 32, 37, 54, 60, 77, 82, 89, 93, 94, 96, 97
sampling, station positioning 13, 24, 28, 30, 32, 55, 77, 97
sampling, storage and shipping 7, 14, 17, 20, 21, 24, 27, 28, 30, 31, 32, 33, 39, 41, 53, 54, 55, 58, 60, 64, 67, 69, 71, 77, 84, 89, 96, 97
sampling, trawl, nets, traps 13, 24, 30, 31, 35, 53, 55, 67, 69, 77, 84
sampling, water 7, 24, 27, 30, 31, 32, 37, 39, 41, 43, 55, 58, 61, 62, 64, 71, 74, 82, 90, 96, 97
selenium 2, 5, 24, 27, 30, 31, 45, 48, 49, 50, 72, 76, 78, 84
silica 2, 24, 30, 72, 76
silver 2, 5, 24, 30, 31, 45, 48, 49, 50, 72, 76
sodium 30, 72, 76
solids, dissolved 2, 30, 50, 54
solids, floating 30, 31, 46, 55
solids, settleable 2, 5, 30, 31, 46, 50, 55
solids, suspended 2, 5, 30, 31, 46, 50, 55, 82, 85
solids, total 2, 5, 11, 15, 24, 27, 28, 30, 31, 44, 46, 50, 55, 60, 79, 82, 85, 96, 97
solids, volatile 2, 27, 28, 30, 46
strontium 30, 72, 76
sulfides 2, 27, 28, 30, 50, 55, 76, 85

T

temperature 1, 2, 15, 24, 30, 31, 37, 44, 46, 50, 55, 61, 74, 77, 79, 82, 91
tetrachloroethane 2, 15, 30, 39, 45, 48, 49, 76
tetrachloroethene 2, 15, 30, 39, 45, 48, 49, 76
tetrachloromethane 2, 15, 30, 45, 48, 49, 76
thallium 2, 24, 30, 45, 48, 49, 50, 72, 76
thorium 30, 72, 76
tin 24, 30, 72, 76
tide 24
tissue analysis 3, 20, 21, 22, 23, 24, 25, 28, 30, 31, 45, 46, 49, 52, 53, 60, 65, 66, 79, 80, 81, 82, 83, 84, 85, 89, 91, 96, 97, 98
toluene 15, 30, 39, 45, 48, 49, 50, 76
toxaphene 15, 30, 39, 45, 48, 49, 50, 76
toxicity/bioassays 1, 2, 3, 5, 6, 14, 19, 24, 28, 29, 30, 31, 40, 43, 57, 58, 64, 70, 71, 72, 79, 81, 82, 85, 86, 87, 93, 94, 96, 97, 98
transparency 30, 55
tribromomethane 2, 15, 30, 39, 45, 48, 49, 76
tributyltin 15, 24, 30, 31, 76, 85
trichlorobenzene 15, 30, 39, 45, 48, 49, 76
trichloroethane 2, 15, 30, 39, 45, 48, 49, 76
trichloroethene 2, 15, 30, 39, 45, 48, 49, 76

Reference Number

trichlorofluoromethane 2, 15, 30, 39, 45, 48, 49, 76
trichloromethane 2, 15, 30, 45, 48, 49, 76
trichlorophenol 15, 30, 45, 48, 49, 76
turbidity 2, 4, 5, 15, 30, 37, 42, 43, 44, 46, 50, 55, 58, 61, 63, 70, 74, 79, 81, 83, 88, 91, 100

U-V-W-X-Y-Z

uranium 72, 76, 78
vanadium 30, 72, 76, 78
vegetation 19, 30, 79, 82, 90
vinyl chloride 15, 30, 39, 45, 50
volunteer monitoring 61, 62, 68, 74, 90, 95
zinc 2, 5, 24, 27, 30, 31, 45, 48, 49, 50, 72, 76, 84
zooplankton 3, 18, 30, 37, 42, 46, 47, 66, 96, 100

MARINE AN

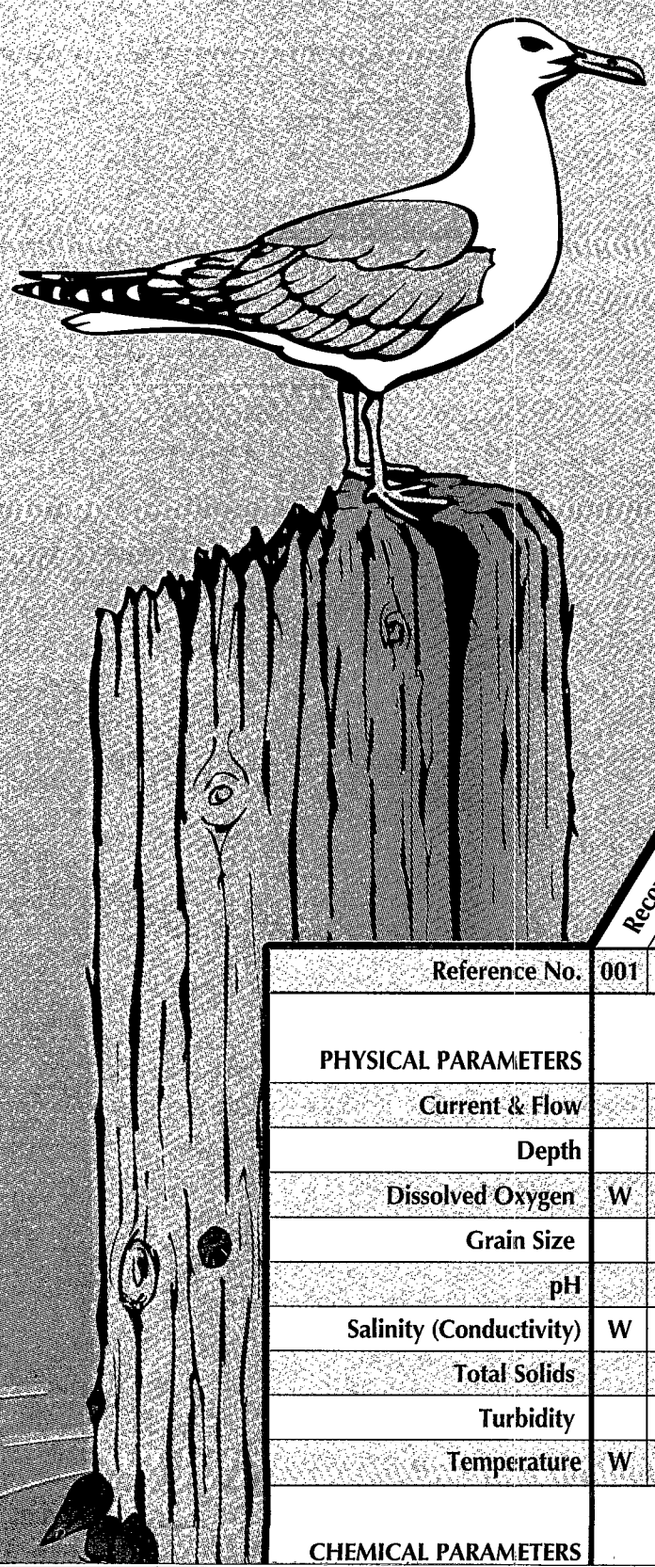

Reference No.	001 Recommended Procedures for Examination of Seawater & Shellfish (APHA, 1970)	002 Std Mtds for Examination of Water & Wastewater (APHA, 1989)	003 Annual Book of ASTM Stds v11.04 Water & Envir Tech: Pesticides, . . . Biol Effects (ASTM, 1993)	004 Annual Book of ASTM Stds v11.01&02 Water & Envir Tech: Water (I) & Water (II) (ASTM, 1994)	005 California Ocean Plan. Water QC for Ocean Waters of California (Calif State WRCB, 1990)	006 Procedures Manual for Tox Tests Developed by Marine Bioassay Proj (Calif State WRCB, 1990)	007 Chspke Bay Coordinated Split Sample Program Guide Rev 3 (Chesapeake Bay Program, 1992)	008 Chspke Bay Prog Data Management Plan (Chesapeake Bay Program, 1991)	009 Guide for Analysis of Water Quality Trends in Chspke Bay (Chesapeake Bay Program, 1992)	010 Guide to Using Chspke Bay Prog Water Quality Monitoring Data (Chesapeake Bay Program, 19	011 Recommended Guide Sampling & Analysis Chspke Bay Prog (Chesapeak	012 Statistical Methods for Environmental Pollution Monitori	013 Methods for Study of Marine Benthos (Holme	014 Testing Sediment Toxicity with Am	015 A Compilation of Water	016 Guidance for	017 Ha
PHYSICAL PARAMETERS																	
Current & Flow				W													
Depth																	
Dissolved Oxygen	W	W		W											W		
Grain Size				S							S						
pH		W		W	W										W		
Salinity (Conductivity)	W	W		W	W										W		
Total Solids		W			W						WS				W		
Turbidity		W		W	W										W		
Temperature	W	W													W		
CHEMICAL PARAMETERS																	

D ESTUARIN



	023	024	025	026	027	028	029	030	031	032	033	034	035	036	037	038	039	040	041	042	043	044	045	046	047	048	049	050
...ryland Dept Env, 1993)																												
...g (Murdoch & MacKnight, 1991)		W													W													
...Methods (Mueller & Smith, 1991)		W							WS						W													
...ents & Marsh Soils (National Parks Service, 1991)		W		W				W	W						W							W		W				W
...g Benthic Surveillance Proj: Cycle III Field Manual (NOAA, 1986)		S			S	S	S	S	S															S				
...Trends Prog Benthic Surveillance Proj: Specimen Bank Proj: Field Manual (NOAA, 1987)		W			W			W	W						W						W	W		W				W
...d Analytical Procedures of NOAA National Analytical Facility, New HPLC Cleanup (NOAA, 1988)		W			W			W	W						W						W							W
Standard & Reference Materials for Marine Science (NOAA, 1992)					W	S		W	W													W		W				W
Sampling & Analytical Methods for Nat Status & Trends Prog... Vols I-IV (NOAA, 1993)								W							W						W	W		W				W
Use of Stds and Reference Materials for Measuring Chlorinated Hydrocarbons (NOAA, 1994)		W						W	W						W													
A Manual for Chemical & Biological Methods for Seawater Analysis (Parsons et al., 1984)																												
Procedures for Handling & Chemical Analyses of Sed & Water Samples (Plumb, 1981)																												
Data Validation Guidance Manual for Selected Sediment Variables (PTI, 1989)																												
PSDDA Guidance Manual; Data Quality Evaluation: Proposed Dredged Material... (PTI, 1989)																												
Recommended Protocols for Measur Select Envir Vars in Puget Sd (Puget Sd Estuary Prog, 1991)																												
QAPjP for Region Monitoring Program for Toxics in San Francisco Estuary (SFEI, 1994)																												
QA in Environmental Analyses Applied to SF Estuary (San Francisco Estuary Project, 1991)																												
Methods for Biological Sampling & Analysis of Maine's Water (State of Maine DEP, 1987)																												
Commercial Harvest Field Operations Manual (Texas PWD, 1989)																												
Marine Resource Monitoring Operations Manual (Texas PWD, 1993)																												
Marine Sport Harvest Monitoring Operations Manual (Texas PWD, 1993)																												
Water Quality Monitoring Procedures Manual (Texas Water Commission, 1993)																												
Assessment of Bioaccumulation in Aquatic Orgms Exposed to Contmd Seds (USACE, 1991)																												
QA Guidelines for Organic Analyses (USAEWES, 1989)																												
Environmental Monitoring Series: QA Guide for Biological Testing (USEPA, 1978)																												
Microbiological Mtds for Monitoring the Environment: Water & Wastes (USEPA, 1978)																												
Phytoplankton Sampling in Quantitative Baseline & Monitoring Programs (USEPA, 19																												
Handbook of Analytical QA in Water & Wastewater Laboratories (USEPA, 19																												
Methods for Chemical Analysis of Water & Wastes (USEPA, 1978)																												
Bioaccumulation Monitoring Guidance 3. Recomnd A																												
Summary of EPA-Approved Mtds, Std Mtds																												
Test Mtds for E. coli & Enteroco																												
Anal Mtds for EPA Pri																												
Bioacc Mo																												

Metals		W			W									S	W		
Inorganic Constituents		W		WS	W										W		
Organic Constituents		W		WS	W										W		
Total Organic Carbon		W		WS							S				W		
Nutrients		W		WS							WS				W		
Oxygen Demand		W		WS							WS				W		
PAHs		W		WS	W									S	W		
PCBs		W		WS	W									S	W		
Pesticides		W		WS	W										W		
Organotins					W										W		
Radioactivity		W		WS	W										W		
BIOLOGICAL PARAMETERS																	
Bioaccumulation																	
Chlorophyll											WB						
Pathogenic Organisms	WB	WB		WS	W												
Population/Community											B						
Tissue Analysis			WSB														
Toxicity/Bioassays	WB	WB	WSB			WB								S			
RELATED TOPICS																	
Data Analysis/Management			WSB	WS	W		W	WSB	W	W		WS			W	W	
QA/QC			WSB	WS		WB	W	WSB			WSB	WS					
Sampling	WB	W	WSB	WS		B	W				WSB	WS	B				S
Volunteer Monitoring																	



WS	WS			WS	S	S	WS	WSB						W								W	WS	WS		S	WS	W
WS	WS			WS			WS	WSB														W		WS		S	WS	W
WS	WS		W	WS	S	S	WS	WSB						W		WS				W	W	WS	WS		S	WS	W
	WS		W	WS	S		WS	WS													W		WS				
WS	WS		W	WS			WS	W													W		WS				W
	WS			WS		S	WS														W		WS				
WS	WSB	WS		WS		S	WS	WSB								WS							WS		S	WS	W
WS	WSB	WS		WS		S	WS	WSB								WS							WS		S	WS	W
WS	WSB	WS		WS		S	WS	WSB								WS									S	WS	W
	WSB							W																			
																				W							
	WSB				S	S	WSB	WSB							S							WSB	WSB			WS	
			W					W												B			W				
	WSB		W		S		W							W				W		W			WSB	W			
	B						WSB	SB		B	B			SB					B				B				
WS	WB	WS			S		WSB	WSB														WSB				WS	
	WSB				S	S	WSB	WSB									WS			W							
	WSB				S	S	WSB	WSB	WSB	B	B	B	B	W	S	WS			B			WSB			S	WS	W
WS	WSB	WS			S	S	WSB	WSB	WSB			B	B	W		WS	WS	W		W					S	WS	
	WSB	WS	W	WS	S	S	WSB	WSB	WSB	B	B	B	B	WSB		WS		W	B	W					S	WS	

EGEND

/ = Water S = Sediment B = Biota



MONITORIN

	055	056	057	058	059	060	061	062	063	064	065	066	067	068	069	070	071	072	073	074	075	076	077	078	079	080	081	082
...5)																												
...1985)																												
...Waters (USEPA, 1986)																												
...Pollutants (USEPA, 1986)																												
...: Selected Target Species . . . (USEPA, 1987)																												
...rategies for Sample Replication and Composting (USEPA, 1987)																												
...ng Fish Liver Histopathology Studies 301(h) Monitoring (USEPA, 1987)																												
...e for Sampling & Analyses of Organics in Sediments (USEPA, 1987)																												
QA/QC for 301(h) Monitoring Programs. Guidance on Field & Lab Methods (USEPA, 1987)																												
Recommended Biological Indices for 301(h) Monitoring Programs (USEPA,1987)																												
Guide for Preparation of QAPPs for National Estuary Program (USEPA, 1988)																												
Short-term Mtds for Est Chronic Tox of Effts & Rec Waters to Marine & Estuar Orgms (USEPA, 1988)																												
Compendium of Mtds for Marine & Estuarine Environmental Studies (USEPA, 1989)																												
Guidance Manual: Bedded Sediment Bioaccumulation Tests (USEPA, 1989)																												
Methods Manual for Perdido Bay Citizen Monitoring Program (USEPA, 1989)																												
QA/QC Plan for Perdido Bay... Citizens Monitoring Program (USEPA,1989)																												
Rapid Bioassessment Protocols for Use in Streams & Rivers (USEPA, 1989)																												
Short-term Mtds for Est Chronic Tox of Effts & Rec Water to F'water Orgms (USEPA, 1989)																												
Analytical Procedures and QA for the Determination of PCDD/PCDF in Fish (USEPA, 1990)																												
Analytical Procedures & QA for Determination of Xenobiotic Chemicals (USEPA, 1990)																												
Macroinvertebrate Field & Lab Mtds for Evaluating Biol Integrity of Surface Waters (USEPA, 1990)																												
Volunteer Water Monitoring: Guide for State Managers (USEPA, 1991)																												
Biological Criteria: Guide to Technical Literature (USEPA, 1991)																												
Mtds Aquatic Toxicity Identification Evaluations 1. Toxicity Characterization Procs (USEPA, 1991)																												
Mtds for Measur Acute Toxicity of Effluents & Rec Water to F'water & Marine Orgms (USEPA, 1991)																												
Mtds for Determination of Metals in Environmental Samples (USEPA, 1991)																												
Project Mgr's Guide to Requesting & Evaluating Chemical Analyses (USEPA, 1991)																												
Volunteer Lake Monitoring: A Methods Manual (USEPA, 1991)																												
Consumption Surveys for Fish and Shellfish. (USEPA, 1992)																												
Environmental Monitoring Methods Index (USEPA, 1992)																												
Field Operations & Safety Manual: EMAP-Estuaries 1992																												
Mtds for Determination of Chemical Substances																												
Monitoring Guidance for the Nation																												
Recomd Anal Techs & QA																												
Sediment Classi																												
Std																												

METHODS



...ne Seds (USEPA, 1992)	...k Assessments (USEPA, 1992)	...on of Sediment Pollutants (USEPA, 1992)	...ata in Fish Advisories 1. Fish Samp and Anals (USEPA, 1993)	...l - Estuaries. EMAP (USEPA, 1993)	...oxicity Identification Evaluations 2. Toxicity Identification Procs (USEPA, 1993)	...Aquatic Toxicity Identification Evaluations 3. Toxicity Confirmation Procs (USEPA, 1993)	Methods for Determination of Inorganic Substances in Environmental Samples (USEPA, 1993)	QA/QC Guide Samp & Anal of Seds, Water & Tissue for Dredged Materials (USEPA, 1993)	Volunteer Estuary Monitoring: Methods Manual (USEPA, 1993)	CWA Section 403: Procedural and Monitoring Guidance (USEPA, 1994)	Guidance Assess Chemical Contmt Data in Fish Advisories 2: Risk Assess & Fish . . . (USEPA, 1994)	Methods Measuring Toxicity of Sed Contaminants with Estuarine & Marine Amphipods (USEPA, 1994)	Methods Measuring Toxicity of Sed Contaminants with Freshwater Inverts (USEPA, 1994)	National Directory of Volunteer Environmental Monitoring Programs 4th Ed (USEPA, 1994)	Evaluation of Dredged Material Proposed for Ocean Disposal: Test Manual (USEPA & USACE, 1991)	Evaluation of Dredged Materials . . . Draft Inland Testing Manual (USEPA, 1994)	National Shellfish Sanitation Program Manual of Operations (USFDA,1990)	Mtds for Collection & Analysis Aquatic Biol & Microbiol Samples (US Geological Survey, 1987)	Mtds for Analysis of Inorganic Substances in Water & Fluvial Seds (US Geological Survey, 1989)	Reference No.
088	089	090	091	092	093	094	095	096	097	098	099	100	
													PHYSICAL PARAMETERS
			W										Current & Flow
			W										Depth
		W	W										Dissolved Oxygen
			S					S	S				Grain Size
													pH
			W										Salinity (Conductivity)
								WS	W				Total Solids
W			W									W	Turbidity
			W										Temperature
													CHEMICAL PARAMETERS

S																W					WS		WS	WS	S		WS		
S																					WS		WS	WS	S		WS		
S										B	B										WS		WS	WS	S		WS		
					S																			S					
S				W																			WS	WS			WS		
S																								WS					
											B										WS			WS	S				
											B										WS			WS	S		WS		
S											B										WS			WS	S				
																											WS		
B		WSB			S					B	B													WSB			WSB	
				W																			W	W			W		
B																			W					WS			WS		
	B							WB						B					B	B				WSB			WSB		
										B	B													WSB	S		WS		
		WSB	W						W						WS	W	WS							WSB		S	WSB		
B	B	WSB	W		S				W			WB		B		W	WS	WS	WSB	B		WSB		WSB			WSB		
B		WSB					W			B	B	WB		B		W	WS	WS	WSB	B		WSB	WS	WSB	S	S	WSB		
B		WSB			S	W	W	WB		B	B	WB		B	WS	W	W		WB	B		WSB	WS	WSB		S	WSB		
						W	W						W						WSB										

			WS	B				WS	WS			WS	Metals
W			WS	B				WS	WS			WS	Inorganic Constituents
			WS	B				WS	WS				Organic Constituents
			S					WS	WS				Total Organic Carbon
W		W	W									WS	Nutrients
W		W										WS	Oxygen Demand
			WS	B				WS	WS				PAHs
			WS	B				WS	WS				PCBs
			WS	B				WS	WS				Pesticides
													Organotins
													Radioactivity
													BIOLOGICAL PARAMETERS
			WSB			S		WS	WS				Bioaccumulation
		W	W										Chlorophyll
		WB	WSB							WB	B		Pathogenic Organisms
		B	WSB								B		Population/Community
	B		WSB	B				WS	W	B			Tissue Analysis
					S	S		WS	WS	B			Toxicity/Bioassays
													RELATED TOPICS
W	WS			B				WS	WS				Data Analysis/Management
	WS	WB	WSB	B	S	S		WS	WS	WB		WS	QA/QC
W	WS	WB	WSB		S	S		WS	WS	WB	B	WS	Sampling
		WB					WSB						Volunteer Monitoring



ARINE AND ESTUARINE MONITORING METHOD

ATIONAL
STUARY
ROGRAM
EPA

A comprehensive listing of references on the subjects of sample collection, analytical methods, quality assurance, and other pics related to water, sediment, and ological monitoring of estuarine and astal environments. This chart is distributed with the EPA publication *Bibliography of Methods for Marine and Estuarine Monitoring*. The information presented in this table represents a summary of the references described in the report. For each reference listed in this poster, a complete citation, keywords, an abstract, and the table of contents are included in the report.

Prepared for the Office of Water, Office of Wetlands, Oceans, and Watersheds,
eans and Coastal Protection Division, U.S. Environmental Protection Agency, Washington, DC, 19