



# 1995 Toxics Release Inventory

745-F-97-001

Public Data Release

## State Fact Sheets

# **1995**

## **Toxics Release Inventory**

### **State Fact Sheets**

U.S. Environmental Protection Agency  
Region 5, Library (PL-12J)  
77 West Jackson Boulevard, 12th Floor  
Chicago, IL 60604-3590

U.S. Environmental Protection Agency  
Office of Pollution Prevention and Toxics (7408)  
Washington DC 20460



## 1995 TOXICS RELEASE INVENTORY

---

### Introduction

---

The fact sheets in this document summarize the basic 1995 Toxics Release Inventory (TRI) data for each state. This document is designed as a companion volume to EPA's *1995 Toxics Release Inventory Public Data Release* (EPA 745-R-97-002), a more detailed examination of TRI data for 1995 and previous years.

The TRI is a publicly available database containing information about releases and off-site transfers of toxic chemicals from manufacturing facilities. The TRI was established by section 313 of the Emergency Planning and Community Right-to-Know Act (EPCRA) of 1986. EPCRA was passed to promote planning for chemical emergencies and to provide information to the public about the presence and release of toxic and hazardous chemicals in their communities. Following passage of the Pollution Prevention Act of 1990, the TRI was expanded to include reporting of additional waste management and pollution prevention activities.

By July 1 each year, facilities must report their estimated releases and transfers of toxic chemicals for the preceding calendar year. Facilities provide this information to EPA and to the state in which they are located. For 1995, more than 73,000 individual chemical reporting forms were filed by more than 22,000 facilities. After completion of data entry and data quality assurance activities, EPA makes these data available to the public through an on-line database and through a variety of other means, including this report.

For further information about TRI and for assistance in obtaining TRI documents, contact the EPCRA Information Hotline at 1-800-424-9346. For assistance in obtaining access to the data, contact the TRI User Support Service at 202-260-1531. For further information about individual state TRI programs, contact the state TRI coordinator listed at the bottom of the fact sheet for that state.

### Description of the Fact Sheets

---

Each two-page state fact sheet provides the following:

1. A map of each state with a triangle marking the location of each facility reporting to the TRI in 1995.
2. **On-site Releases:** The amounts of toxic chemicals released to the air, water, and land and injected into underground wells at reporting facilities within the state.
3. **On-site Waste Management:** The amounts of toxic chemicals recycled, burned for energy recovery, or treated at reporting facilities within the state.
4. **Off-site Transfers for Further Waste Management:** The amounts of chemicals sent from reporting facilities to other locations (off-site) for waste management, including recycling, energy recovery, treatment, and disposal. Amounts treated at publicly owned treatment works (POTWs) are presented separately from amounts treated at other locations. "Other Off-site Transfers" refers to amounts reported with no off-site management code or with an invalid code.



## 1995 TOXICS RELEASE INVENTORY

---

5. The population of the state, the number of facilities reporting to TRI from that state, and the number of forms submitted by those facilities. The population statistics for the 50 states, the District of Columbia, and Puerto Rico are 1995 U.S. Census estimates, issued December 1996. Population figures for American Samoa, the Virgin Islands, and Guam are from the 1990 U.S. Census, as these are the most recent data available.
6. The state's national rank for total releases (including underground injection of waste), air/water/land releases (excluding underground injection), receipt of transfers from facilities outside of the state, and transfers of waste to sites outside the state.
7. The five chemicals with the largest quantity of releases, including underground injection, and the five chemicals with the largest quantity of air/water/land releases, excluding underground injection.
8. The 10 facilities reporting the largest quantity of toxic chemical releases, including underground injection, and the 10 facilities reporting the largest quantity of toxic chemicals to air/water/land, excluding underground injection.
9. Contact names, telephone numbers, and fax numbers for the state TRI coordinator and for the EPA TRI coordinator for the region in which the state is located.

Note that certain information in these fact sheets is provided on the basis of total releases, including underground injection, and on the basis of air/water/land releases, excluding underground injection. For states with little or no underground injection of waste, these

alternative rankings will be similar or identical. However, for the states with substantial amounts of underground injection, EPA offers these alternative rankings because questions have been raised about whether underground injection of waste into Class I injection wells is properly viewed as a direct environmental release. Properly designed and constructed Class I injection wells have substantially lower exposure potential than direct forms of release. These alternative rankings may help the public focus on releases of greatest concern in their communities.

### **Status of State TRI Programs**

---

Each year, at the request of the TRI Project of the Forum on State and Tribal Toxics Action (FOSTTA), the National Conference of State Legislatures (NCSL) conducts an assessment of state TRI programs. This assessment gathers basic information about state TRI programs, including state data management and data use activities, outreach and services to industry and the general public, and staffing and funding levels.

This year's assessment was conducted in the fall of 1996. Forty-eight states and Puerto Rico and the District of Columbia responded. Tennessee and New Hampshire did not participate this year and the data matrices reflect their responses from last year's NCSL assessment. The U.S. Virgin Islands, Guam, and American Samoa are not included in this year's assessment.

Some of the major findings of this state TRI program assessment are summarized below. State responses to some of the questions are presented in a matrix following this section. For further information



## 1995 TOXICS RELEASE INVENTORY

---

about this assessment, contact: George Hagevik, National Conference of State Legislatures, 1560 Broadway, Suite 700, Denver, CO 80202; phone (303) 830-2200.

**Public Access to the Data:** All but three states, New York, Oregon and South Carolina, provide copies of the TRI reporting form filed by facilities to the public upon request. Twenty-four states produce a state TRI report. Thirty-one states will conduct data runs/analysis for the public. Thirty-seven states give out EPA TRI documents to the public and twenty-two states give out copies of the state's TRI data on diskette. Six states have a TRI-related World Wide Web page. The groups which contact the states for TRI information with the most frequency are the media, citizens, public interest groups, and industry.

**State Use of the TRI Data:** Thirty-seven states use the TRI data to identify facilities for pollution prevention activities. Twenty-two states use the TRI data for emergency prevention planning and twenty-two states use the TRI data for inspection targeting for permit compliance. Twenty-one states use the data for Geographic Information System mapping or other mapping activities and twenty-one states use it for risk screening or risk analysis activities. Seventeen states integrate the TRI data with other databases while ten states use the TRI data in environmental equity/justice projects.

**Data Collection and Management:** Thirty-seven states reported that they enter some or all of their TRI data into a state database. Twenty-nine states make their own computerized TRI data available within six months of the July 1 reporting deadline. Thirty-seven states accept TRI reporting forms from facilities in magnetic media format.

**Outreach and Compliance:** Most states provide their industries with a number of different outreach opportunities, training sessions, technical assistance or hotlines. Thirteen states have EPCRA section 313 enforcement authority under state law. Ten states mandate the reporting of information beyond what is required under EPCRA. Nine states require facilities to submit toxic use reduction/pollution prevention plans.

**Resources Committed to TRI:** Thirty-two states have the equivalent of one or more full-time employees working in the state TRI program. Thirty-seven states provide funding for their TRI program. Twelve states provide no funding for the TRI program.

**State Priorities:** State TRI program managers were asked to state the top three priorities for their state TRI program. Outreach, enforcement/compliance, and training for industry were the three most popular responses.

## 1995 State TRI Program Assessment\*

State	1. Information Provided to the Public	2. TRI Report Production Years	3. Groups Requesting TRI Data	4. Data Used for What Purposes	5. TRI Data-Base	6. How Soon Available After July 1 (months)	7. Form R Magnetic Media Accepted	8. Data Available for Which Years
AL	a,b,d	na	a,b,d,e,g	c,f	y	4	n	87-95
AK	a,b,c	na	b,c,e,f,g,h,j	c-f	n	na	y	na
AZ	a,b,d,e,f,h	91-96	a-g	a-d,f,j	y	6	y	91-95
AR	a,c,e,f	93-94	a,b,e,g	c,f	y	6	n	95
CA	a,e	na	a-g	a,j	y	2	y	87-95
CO	a-e	na	a,b,d,e,g	a,c,d,f,i,j	n	na	y	na
CT	a,b,c	na	a,e,f,g	c,f,i	n	na	n	na
DC	a,b	93-96	a,b,e,f,g	a,b,d	y	3	y	87-95
DE	a,b,d,e,f,h	94-96	a,b,c,e,f,g	a,c,d,e,f,g	y	1	y	87-95
FL	a-f,h	93-96	a,b,d,e,g	a,f,g,j	y	3	y	90-95
GA	a,d,e,f	93-96	a-g	b,c,e	y	3	y	87-95
HI	a,b,c,e,f	nr	a,e,f	e	n	na	y	na
IA	a,c	na	a,e,g	nr	n	na	y	na
ID	a,b,f	nr	a,b,d,g	nr	n	na	y	na
IL	a,b,c,e,f	93-96	a-g,k	a,c,d,e,f	y	6	y	87-95
IN	a-g	93-96	a-g	a,c,d,e,i,j	y	6	y	94-95
KS	a-e	na	a-e,h,j,k	c,d,e,f	y	3	y	87-95
KY	a-f	93-96	a,b,c,d,e,g	c,d,e,k	y	10	n	88-94
LA	a-e	93-95	a-g,h	a-d,f,g,h,j	y	6-8	y	87-95
MA	a,b,c,e,f,g,i	93-96	a,b,e,g	a,b,c,f,j	y	6	n	90-95
MD	a,b,e	na	a-g	a,c	y	3-4	y	88-95
ME	a,b	na	nr	nr	n	na	n	na
MI	a-g	93-96	a-g,k	c	y	3-6	y	90-95
MN	a,b,c,e,f	93-96	a-g,j,k	c,e,h,j,k	y	3	y	88-95
MO	a,c,g	na	a,c,e,g	c	y	4	y	87-95
MS	a,b,d,e,f	93,95	a-g,h	c,d,e,j	y	3-5	n	87-92,94
MT	a,b	na	a,e,f,g	k	n	na	y	na
NC	a,b,c,d	na	a,b,c,d,g	a,c,k	y	6-8	y	92-95
ND	a,b,c	na	a,b	d,e	n	na	y	na
NE	a,d	na	a,b,d,e,g	c,d,e,j	y	nr	n	87-95
NH	a,b	na	a-e,g	a,c,d,f	y	nr	n	nr
NJ	a-f	93-96	a-g,i,j	a,c,f,h,i,j	y	9	y	87-95
NM	a,b,c	na	c,d,g	d,e	n	na	y	na
NY	e,f	93-96	b,c,d,e,f,g	c,e,f,g,j	y	3	y	nr
NV	a	na	a,g	k	n	na	y	na
OH	a,b,d-g	93-96	a-g	c,d,e,f	y	5	y	87-95
OK	a,b,e,f,h	93-96	a,b,e,f	a,b,c,f,g,i	y	3	y	88-95
OR	e,f	93-96	a-g	c,d,e,f	y	8-12	n	91-95
PA	a,d,e	na	a-g,h,j	c,f,h,k	y	1	y	87-95
RI	a	na	a,j	k	y	9	n	93-95
SC	b,c,e,h	na	a,b,e,f,g,k	a,b,j	y	5	y	87-95
SD	a,b,e	na	a,b,d,g	c,d,e,j	y	3-6	y	92-95
TN	a	na	nr	d	n	nr	n	na
TX	a,b,e,g,h,i	na	a-g	a,c,f,j,k	y	3	n	88-95
UT	a,e,f	95-96	a,b,c,e,f	a,c,d,e,g	y	4	y	87-95
VA	a	na	a,b,e,g	c	n	na	y	na
VT	a,b,e,f	nr	c,g,j	c,e	n	na	y	na
WA	a,b,e,f,h	93-96	a-g	a,b,c,j	y	3	y	87-95
WI	a,b,d,e,f	92-96	a-g,j,k	a,b,c,e,j	y	2	y	87-95
WV	a,b,f	94-96	a-g	a-h	y	6	y	92-95
WY	a	na	na	nr	n	na	n	na
PR	a,b,c,h	93-95	a,b,e,f,g	c,d,f	y	5	n	87-95

\*Full content of questions asked and their associated response codes follow matrix.

## 1995 State TRI Program Assessment\*

State	9. Public Access to State TRI Computer Database?	10. Programs to Explain EPCRA Reporting Requirements	11. Authority to Enforce EPCRA Section 313	12. Other Mandated Criteria	13. Top Three Priorities	14. How Many TRI FTEs	15. Total Program Funding (in \$1000)
AL	n	a,b,c,d	n	a	outreach, compliance, training/edu	1	0
AK	na	none	n	a	na/nr	<0.1	0
AZ	n	a,c,d	y	c,h	outreach, training	1.5	50-100
AR	n	a	n	a	outreach, training, compliance	2.5	150-200
CA	n	nr	n	a	data quality, info dissem.	0.5	1-50
CO	nr	nr	n	nr	CRTK,P2,perf.part.agreement	0.5	1-50
CT	na	e	y	a	provide public info	<1	1-50
DC	n	a,c,d	n	f,h	training, outreach, reg. dev't	2	1-50
DE	n	a,b,c,d	y	a	public access, Industry assist., data quality	1	1-50
FL	n	a,c,d	y	a	outreach, training, enf't	1	1-50
GA	n	c,d,e	n	a	outreach, public info, compliance	2	100-150
HI	na	nr	y	nr	maintaining availability of info (data)	0.1	0
IA	na	nr	n	a	na/nr	0.1	0
ID	na	a,c	n	a	outreach,training,enft	1	0
IL	n	c,d	y	a	data quality, info. requests, compliance	2	100-150
IN	n	a,b,c,d,e	n	a	outreach, training, P2	2	150-200
KS	y	b,c,d	y	a	compliance,public info,planning,training	5	nr
KY	n	a,c,e	n	a	outreach, P2, voluntary reductions	0.5	1-50
LA	nr	nr	nr	a	outreach, training	2	1-50
MA	n	a,b,c,d	nr	b,c,d,g,h,i	outreach, P2,enft	16	over 200
MD	n	a,c	n	a	nr	1	1-50
ME	na	a	y	h	nr	2	1-50
MI	n	a,c,d	n	a	outreach, training, enft	3	100-150
MN	n	a,b,c,d	y	c,h	training, outreach,enft	2	1-50
MO	n	d,e	n	a	outreach, training	1	1-50
MS	n	a,c,d,e	n	a	outreach, training, enft	2	1-50
MT	na	none	n	a	na/nr	na	na
NC	n	a,e	n	a	outreach, training	1	1-50
ND	na	c,d	n	a	outreach, compliance	0.25	1-50
NE	n	a,b,c,d	n	a	outreach, P2	1.5	50-100
NH	nr	a,c,d	n	a	awareness,compliance,P2	0	0
NJ	n	a,c,d	n	d,g,h,i	tracking, outreach, EPA	0.4	1-50
NM	na	a,c	y	a	planning, outreach, public info	1	1-50
NY	n	c,d	n	a	outreach, training, enft	1	0
NV	na	nr	n	a	fee tracking	1	0
OH	n	a,b,c,d	y	a	training, outreach, enft	3.2	over 200
OK	n	a,b,c,d	n	a	training, compliance, outreach	1	1-50
OR	n	nr	n	a	public information	0.25	0
PA	n	c,d	y	a	data quality, fees	1	50-100
RI	n	nr	n	a	data quality, tech. assistance	nr	100-150
SC	n	b	n	a	data analysis, public info, compliance	0.8	0
SD	n	a,c,d,e	n	a	compliance, tech. ass't, outreach	0.3	1-50
TN	nr	a	n	a	nr	2	nr
TX	n	a,c,d,e	y	h,j	tech. assis.,outreach, P2	2	50-100
UT	n	a,c,d	n	nr	outreach,training, compliance	0.2	1-50
VA	na	a	n	a	data, industry and public ass't	0.5	1-50
VT	na	e	n	h	outreach, risk mgmt.	0.1	1-50
WA	n	c,d,e	n	h	public edu, tech. ass't, agency support	0.6	50-100
WI	n	c,e	n	c	outreach, funding, high profile	2.1	100-150
WV	n	a,c	n	a	public info.,enft, risk analysis	1	1-50
WY	na	nr	n	a	na/nr	0	0
PR	n	b,c,d	n	a	na/nr	2	0

\*Full content of questions asked and their associated response codes follow matrix.



## 1995 TOXICS RELEASE INVENTORY

---

### **NCSL Assessment Questions and Response Codes**

---

- 1. Which of the following is provided to the public?**
  - a. copies of Form Rs
  - b. EPA TRI documents
  - c. copies of the EPA state diskette
  - d. TRI public reading room
  - e. data runs/analysis
  - f. annual state TRI report
  - g. TRI-related World Wide Web page
  - h. other state-produced TRI documents
  - i. bulletin board
- 2. If the state produces an annual state TRI report, for which years has such a report has been produced?**
- 3. Which groups contact the state for TRI data?**
  - a. media
  - b. industry
  - c. state government organizations
  - d. local government organizations
  - e. public interest groups
  - f. academics
  - g. citizens
  - h. attorneys
  - i. legislators
  - j. consultants
  - k. others
- 4. How has the state used TRI information?**
  - a. GIS or other mapping activities
  - b. environmental equity/justice projects
  - c. identifying facilities for P2 activities
  - d. emergency prevention planning
  - e. risk screening or risk analysis
  - f. inspection targeting for permit compliance
  - g. developing/revising permit limits
  - h. facility siting/permitting decisions
  - i. integrated the TRI with another database
  - j. other
- 5. Does the state enter TRI data into a state database?**
- 6. How soon (in months) following the July 1 reporting deadline is computerized state TRI information typically available?**
- 7. Does the state accept TRI reporting forms in magnetic media format?**
- 8. For which years are the state's TRI data available on the state's computer?**
- 9. Can the public gain on-line access to this state TRI computer database?**
- 10. What outreach programs does the state conduct to explain EPCRA section 313/TRI reporting requirements to industry?**
  - a. training sessions
  - b. site visits
  - c. distribute materials
  - d. technical assistance
  - e. hotline





## 1995 TOXICS RELEASE INVENTORY

---

- 11. Does the state have EPCRA section 313 enforcement authority under state law?**
- 12. In addition to the federal EPCRA section 313/TRI reporting criteria, what other criteria does the state mandate?**
  - a. none
  - b. additional chemicals
  - c. additional SIC codes
  - d. smaller or no chemical reporting threshold
  - e. lower or no minimum employee threshold
  - f. peak release information
  - g. throughput (mass balance information)
  - h. additional reporting elements
  - i. toxics use reduction/pollution prevention plans or goals
- 13. What is the state's top three priorities for the TRI program?**
- 14. How many people are currently working in the state TRI program (expressed in Full-Time Equivalents)?**
- 15. What is the approximate total funding amount for the state's EPCRA section 313/TRI program including salaries, grants, contract moneys, etc. (in \$1000s)?**

## Notes

---

\* Indicates state provided information that could not be summarized in the matrix

na = not applicable

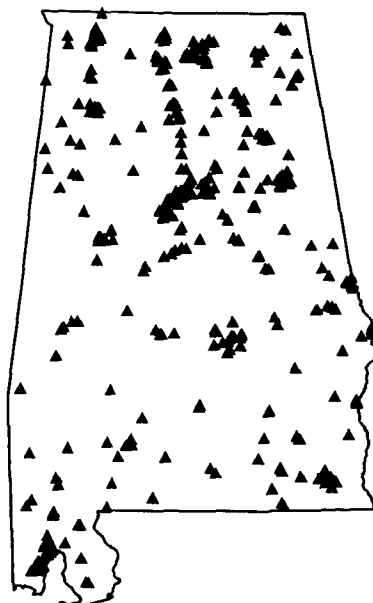
nr = no response



## 1995 TOXICS RELEASE INVENTORY

# ALABAMA

Population	4,246,205
Total Facilities	520
Total Forms	1,927
Form As	212
National Rank for Total Releases	5
National Rank for Air/Water/Land Releases	5
Transfers into State	
Rank	8
Pounds	66,500,731
Transfers out of State	
Rank	15
Pounds	44,095,929



### Reported Releases and Waste Management Activities (pounds)

<b>On-site Releases</b>	102,765,046
Air Emissions	91,867,818
Surface Water Discharges	3,589,626
Underground Injection	16
Releases to Land	7,307,586
<b>On-site Waste Management</b>	1,502,465,861
Recycling	1,039,961,282
Energy Recovery	47,013,113
Treatment	415,491,466
<b>Off-site Transfers for Further Waste Management</b>	68,729,673
Recycling	34,802,196
Energy Recovery	14,368,339
Treatment	6,280,748
Publicly Owned Treatment Works (POTWs)	729,492
Disposal	12,546,578
Other Off-site Transfers	2,320

### Top Five Chemicals for Total Releases

Chemical	Air Emissions Pounds	Surface Water Discharges Pounds	Under-ground Injection Pounds	Releases to Land Pounds	Total Releases Pounds
Carbon disulfide	34,148,419	6,909	0	0	34,155,328
Methanol	17,661,349	1,215,438	0	75,355	18,952,142
Xylene (mixed isomers)	4,442,643	933	0	250	4,443,826
Zinc compounds	58,145	176,664	0	4,130,507	4,365,316
Ammonia	3,642,234	559,949	0	72,206	4,274,389

### Top Five Chemicals for Air/Water/Land Releases

Chemical	Air Emissions Pounds	Surface Water Discharges Pounds	Releases to Land Pounds	Total Releases Pounds
Carbon disulfide	34,148,419	6,909	0	34,155,328
Methanol	17,661,349	1,215,438	75,355	18,952,142
Xylene (mixed isomers)	4,442,643	933	250	4,443,826
Zinc compounds	58,145	176,664	4,130,507	4,365,316
Ammonia	3,642,234	559,949	72,206	4,274,389



## 1995 TOXICS RELEASE INVENTORY

# ALABAMA

### Top Ten Facilities for Total Releases

Facility	City, County	Air Emissions Pounds	Surface Water Discharges Pounds	Underground Injection Pounds	Releases to Land Pounds	Total Releases Pounds
Courtaulds Fibers Inc.	Axis, Mobile	33,437,000	51,800	0	529,400	34,018,200
USS Fairfield Works	Fairfield, Jefferson	108,694	6,521	0	3,955,454	4,070,669
Mead Coated Board Inc.	Cottonton, Russell	3,331,676	7,750	0	17,227	3,356,653
Reynolds Metals Co.	Sheffield, Colbert	2,886,960	0	0	0	2,886,960
Jefferson Smurfit Corp.	Brewton, Escambia	2,465,560	60,736	0	1,020	2,527,316
3M	Guin, Marion	2,471,008	0	0	0	2,471,008
Champion International Corp.	Courtland, Lawrence	2,238,225	44,797	0	18,329	2,301,351
International Paper	Selma, Dallas	1,907,605	357,280	0	10	2,264,895
Amoco Chemical Co.	Decatur, Morgan	2,057,306	192,621	0	0	2,249,927
Kimberly-Clark Corp.	Mobile, Mobile	1,702,970	521,040	0	0	2,224,010

### Top Ten Facilities for Air/Water/Land Releases

Facility	City, County	Air Emissions Pounds	Surface Water Discharges Pounds	Releases to Land Pounds	Air/Water/Land Releases Pounds
Courtaulds Fibers Inc.	Axis, Mobile	33,437,000	51,800	529,400	34,018,200
USS Fairfield Works	Fairfield, Jefferson	108,694	6,521	3,955,454	4,070,669
Mead Coated Board Inc.	Cottonton, Russell	3,331,676	7,750	17,227	3,356,653
Reynolds Metals Co.	Sheffield, Colbert	2,886,960	0	0	2,886,960
Jefferson Smurfit Corp.	Brewton, Escambia	2,465,560	60,736	1,020	2,527,316
3M	Guin, Marion	2,471,008	0	0	2,471,008
Champion International Corp.	Courtland, Lawrence	2,238,225	44,797	18,329	2,301,351
International Paper	Selma, Dallas	1,907,605	357,280	10	2,264,895
Amoco Chemical Co.	Decatur, Morgan	2,057,306	192,621	0	2,249,927
Kimberly-Clark Corp.	Mobile, Mobile	1,702,970	521,040	0	2,224,010

**For More Information. . .**

**State Contact:**  
(334) 260-2717

**Ed Poolos**  
Fax (334) 272-8131

**To obtain TRI data use assistance,  
call TRI User Support Service (TRI-US):**

**EPA Regional Contact:**  
(404) 562-9191

**Ezequiel Velez**  
Fax (404) 562-9163

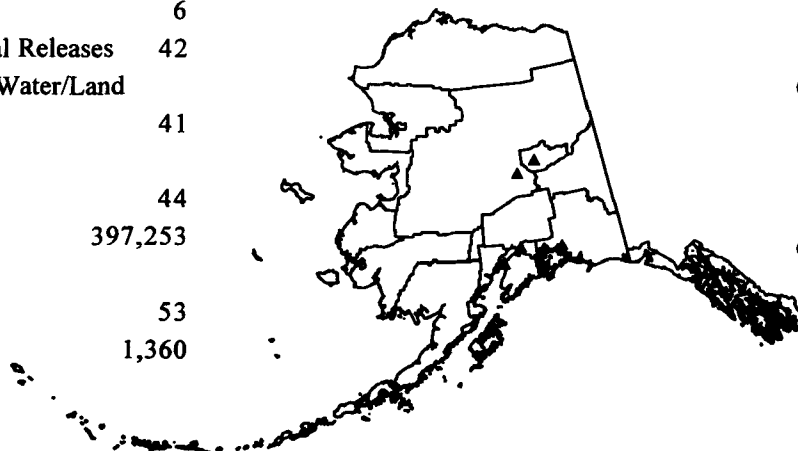
(202) 260-1531 Fax (202) 260-4659



## 1995 TOXICS RELEASE INVENTORY

# ALASKA

Population 602,545  
Total Facilities 10  
Total Forms 40  
Form As 6  
National Rank for Total Releases 42  
National Rank for Air/Water/Land Releases 41  
Transfers into State Rank 44  
Pounds 397,253  
Transfers out of State Rank 53  
Pounds 1,360



### Reported Releases and Waste Management Activities (pounds)

**On-site Releases** 6,960,305  
Air Emissions 5,405,584  
Surface Water Discharges 1,070,617  
Underground Injection 193  
Releases to Land 483,911  
**On-site Waste Management** 3,245,679  
Recycling 29,470  
Energy Recovery 1,211,000  
Treatment 2,005,209  
**Off-site Transfers for Further Waste Management** 7,390  
Recycling 1,320  
Energy Recovery 10  
Treatment 30  
Publicly Owned Treatment Works (POTWs) 0  
Disposal 6,030  
Other Off-site Transfers 0

### Top Five Chemicals for Total Releases

Chemical	Air Emissions Pounds	Surface Water Discharges Pounds	Under-ground Injection Pounds	Releases to Land Pounds	Total Releases Pounds
Ammonia	4,058,840	20,714	150	0	4,079,704
Methanol	360,300	868,250	38	0	1,228,588
*Hydrochloric acid	546,500	630	0	0	547,130
Ethylene glycol	40	15,000	0	480,875	495,915
Chloroform	110,700	46,000	0	30	156,730

### Top Five Chemicals for Air/Water/Land Releases

Chemical	Air Emissions Pounds	Surface Water Discharges Pounds	Releases to Land Pounds	Total Releases Pounds
Ammonia	4,058,840	20,714	0	4,079,554
Methanol	360,300	868,250	0	1,228,550
*Hydrochloric acid	546,500	630	0	547,130
Ethylene glycol	40	15,000	480,875	495,915
Chloroform	110,700	46,000	30	156,730

\* Effective with the 1995 reporting year, the listing for hydrochloric acid was modified to include only acid aerosol forms. Reported releases of hydrochloric acid to water, land, and underground injection are unlikely to be acid aerosol forms and therefore probably represent misreporting.



# 1995 TOXICS RELEASE INVENTORY

# ALASKA

## Top Ten Facilities for Total Releases

Facility	City, County	Air Emissions Pounds	Surface Water Discharges Pounds	Underground Injection Pounds	Releases to Land Pounds	Total Releases Pounds
Unocal Agricultural Products	Kenai, Kenai Peninsula	4,167,702	33,755	188	8	4,201,653
Ketchikan Pulp Co.	Ketchikan, Ketchikan Gateway	904,320	915,580	0	30	1,819,930
U.S. Air Force	Elmendorf AFB, Anchorage	0	0	0	480,870	480,870
Tesoro Alaska Petroleum Co.	Kenai, Kenai Peninsula	289,030	1,282	0	1,368	291,680
U.S. Air Force	Clear, Denali	0	120,000	5	0	120,005
Mapco Alaska Petroleum Inc.	North Pole, Fairbanks North Star	44,311	0	0	1,635	45,946
Petro Star Valdez Refinery	Valdez, Valdez-Cordova	180	0	0	0	180
Petro Star Inc.	North Pole, Fairbanks North Star	41	0	0	0	41
.....						
.....						

## Top Ten Facilities for Air/Water/Land Releases

Facility	City, County	Air Emissions Pounds	Surface Water Discharges Pounds	Releases to Land Pounds	Air/Water/Land Releases Pounds
Unocal Agricultural Products	Kenai, Kenai Peninsula	4,167,702	33,755	8	4,201,465
Ketchikan Pulp Co.	Ketchikan, Ketchikan Gateway	904,320	915,580	30	1,819,930
U.S. Air Force	Elmendorf AFB, Anchorage	0	0	480,870	480,870
Tesoro Alaska Petroleum Co.	Kenai, Kenai Peninsula	289,030	1,282	1,368	291,680
U.S. Air Force	Clear, Denali	0	120,000	0	120,000
Mapco Alaska Petroleum Inc.	North Pole, Fairbanks North Star	44,311	0	1,635	45,946
Petro Star Valdez Refinery	Valdez, Valdez-Cordova	180	0	0	180
Petro Star Inc.	North Pole, Fairbanks North Star	41	0	0	41
.....					
.....					

## For More Information. . .

State Contact:  
(907) 465-5220

Camille Stephens  
Fax (907) 465-5244

To obtain TRI data use assistance,  
call TRI User Support Service (TRI-US):

EPA Regional Contact:  
(206) 553-4016

Christina Colt  
Fax (206) 553-8509

(202) 260-1531

Fax (202) 260-4659




## 1995 TOXICS RELEASE INVENTORY

## AMERICAN SAMOA

Reported Releases and Waste Management Activities  
(pounds)

Population 46,773  
Total Facilities 1  
Total Forms 1  
Form As 0  
National Rank for Total Releases 54  
National Rank for Air/Water/Land Releases 54  
Transfers into State  
Rank 49  
Pounds 25,067  
Transfers out of State  
Rank 54  
Pounds 0



On-site Releases 5,300  
Air Emissions 5,300  
Surface Water Discharges 0  
Underground Injection 0  
Releases to Land 0  
On-site Waste Management 0  
Recycling 0  
Energy Recovery 0  
Treatment 0  
Off-site Transfers for Further Waste Management 0  
Recycling 0  
Energy Recovery 0  
Treatment 0  
Publicly Owned Treatment Works (POTWs) 0  
Disposal 0  
Other Off-site Transfers 0

## Top Five Chemicals for Total Releases

Chemical	Air Emissions Pounds	Surface Water Discharges Pounds	Underground Injection Pounds	Releases to Land Pounds	Total Releases Pounds
Ammonia	5,300	0	0	0	5,300
.....					
.....					
.....					
.....					

## Top Five Chemicals for Air/Water/Land Releases

Chemical	Air Emissions Pounds	Surface Water Discharges Pounds	Releases to Land Pounds	Total Releases Pounds
Ammonia	5,300	0	0	5,300
.....				
.....				
.....				
.....				



## 1995 TOXICS RELEASE INVENTORY

# AMERICAN SAMOA

### Top Ten Facilities for Total Releases

Facility	City, County	Air Emissions Pounds	Surface Water Discharges Pounds	Underground Injection Pounds	Releases to Land Pounds	Total Releases Pounds
VCS Samoa Packing Co.	Pago Pago Samoa, Eastern	5,300	0	0	0	5,300
.....						
.....						
.....						
.....						
.....						
.....						
.....						
.....						

### Top Ten Facilities for Air/Water/Land Releases

Facility	City, County	Air Emissions Pounds	Surface Water Discharges Pounds	Releases to Land Pounds	Air/Water/Land Releases Pounds
VCS Samoa Packing Co.	Pago Pago Samoa, Eastern	5,300	0	0	5,300
.....					
.....					
.....					
.....					
.....					
.....					
.....					
.....					

### For More Information. . .

State Contact:  
(684)633-2304

Togipa Tausaga

To obtain TRI data use assistance,  
call TRI User Support Service (TRI-US):

EPA Regional Contact:  
(415)744-1121

Adam Browning  
Fax (415)744-1073

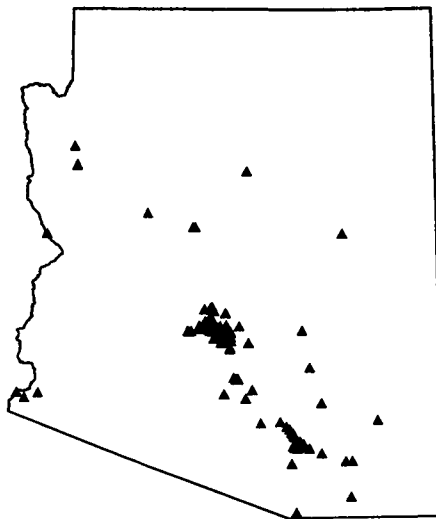
(202)260-1531 Fax (202)260-4659



## 1995 TOXICS RELEASE INVENTORY

# ARIZONA

Population	4,305,016
Total Facilities	187
Total Forms	491
Form As	48
National Rank for Total Releases	22
National Rank for Air/Water/Land Releases	22
Transfers into State	
Rank	25
Pounds	13,052,409
Transfers out of State	
Rank	20
Pounds	37,709,602



### Reported Releases and Waste Management Activities (pounds)

<b>On-site Releases</b>	<b>35,832,635</b>
Air Emissions	7,306,986
Surface Water Discharges	4,829
Underground Injection	14
Releases to Land	28,520,806
<b>On-site Waste Management</b>	<b>525,589,587</b>
Recycling	515,494,688
Energy Recovery	507,107
Treatment	9,587,792
<b>Off-site Transfers for Further Waste Management</b>	<b>63,707,179</b>
Recycling	51,003,644
Energy Recovery	982,175
Treatment	9,048,997
Publicly Owned Treatment Works (POTWs)	2,109,541
Disposal	562,822
Other Off-site Transfers	0

### Top Five Chemicals for Total Releases

Chemical	Air Emissions Pounds	Surface Water Discharges Pounds	Underground Injection Pounds	Releases to Land Pounds	Total Releases Pounds
Copper compounds	780,544	367	0	17,584,843	18,365,754
Zinc compounds	46,523	0	0	5,726,080	5,772,603
Lead compounds	147,065	0	0	3,548,579	3,695,644
Methanol	1,736,012	0	0	336,926	2,072,938
n-Hexane	705,756	0	0	0	705,756

### Top Five Chemicals for Air/Water/Land Releases

Chemical	Air Emissions Pounds	Surface Water Discharges Pounds	Releases to Land Pounds	Total Releases Pounds
Copper compounds	780,544	367	17,584,843	18,365,754
Zinc compounds	46,523	0	5,726,080	5,772,603
Lead compounds	147,065	0	3,548,579	3,695,644
Methanol	1,736,012	0	336,926	2,072,938
n-Hexane	705,756	0	0	705,756





## 1995 TOXICS RELEASE INVENTORY

# ARIZONA

### Top Ten Facilities for Total Releases

Facility	City, County	Air Emissions Pounds	Surface Water Discharges Pounds	Underground Injection Pounds	Releases to Land Pounds	Total Releases Pounds
Asarco Inc.	Hayden, Gila	1,123,303	0	0	17,187,172	18,310,475
Cyprus Miami Mining Corp.	Claypool, Gila	145,019	443	0	10,712,090	10,857,552
Stone Container Corp.	Snowflake, Navajo	1,892,672	0	0	350,546	2,243,218
Allied-Signal Laminate	Chandler, Maricopa	563,072	0	0	0	563,072
Casa Grande Oil Mill	Casa Grande, Pinal	561,797	0	0	0	561,797
Bhp Copper Metals Co.	San Manuel, Pinal	200,900	0	0	251,250	452,150
Sea Ray Boats Inc.	Phoenix, Maricopa	200,400	0	0	0	200,400
Griffin Corp.	Casa Grande, Pinal	184,661	0	0	0	184,661
Western Fiberglass of Arizona	Eloy, Pinal	155,000	0	0	0	155,000
Anderson Clayton Corp.	Phoenix, Maricopa	143,959	0	0	0	143,959

### Top Ten Facilities for Air/Water/Land Releases

Facility	City, County	Air Emissions Pounds	Surface Water Discharges Pounds	Releases to Land Pounds	Air/Water/Land Releases Pounds
Asarco Inc.	Hayden, Gila	1,123,303	0	17,187,172	18,310,475
Cyprus Miami Mining Corp.	Claypool, Gila	145,019	443	10,712,090	10,857,552
Stone Container Corp.	Snowflake, Navajo	1,892,672	0	350,546	2,243,218
Allied-Signal Laminate	Chandler, Maricopa	563,072	0	0	563,072
Casa Grande Oil Mill	Casa Grande, Pinal	561,797	0	0	561,797
Bhp Copper Metals Co.	San Manuel, Pinal	200,900	0	251,250	452,150
Sea Ray Boats Inc.	Phoenix, Maricopa	200,400	0	0	200,400
Griffin Corp.	Casa Grande, Pinal	184,661	0	0	184,661
Western Fiberglass of Arizona	Eloy, Pinal	155,000	0	0	155,000
Anderson Clayton Corp.	Phoenix, Maricopa	143,959	0	0	143,959

### For More Information. . .

State Contact:  
(602) 231-6346

Daniel Roe  
Fax (602) 231-6313

To obtain TRI data use assistance,  
call TRI User Support Service (TRI-US):

EPA Regional Contact:  
(415) 744-1121

Adam Browning  
Fax (415) 744-1073

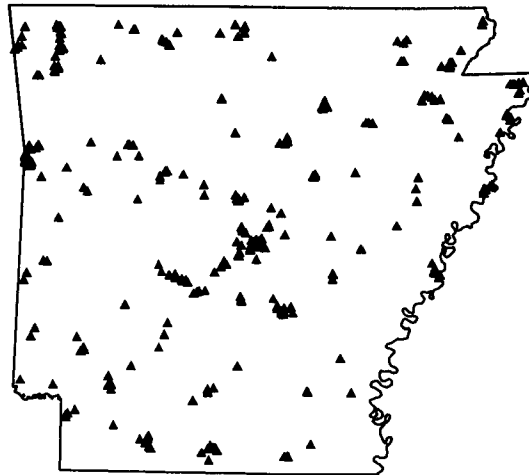
(202) 260-1531 Fax (202) 260-4659



## 1995 TOXICS RELEASE INVENTORY

# ARKANSAS

Population	2,484,761
Total Facilities	387
Total Forms	1,260
Form As	117
National Rank for Total Releases	24
National Rank for Air/Water/Land Releases	24
Transfers into State	
Rank	24
Pounds	17,258,648
Transfers out of State	
Rank	11
Pounds	55,655,293



### Reported Releases and Waste Management Activities (pounds)

<b>On-site Releases</b>	34,681,977
Air Emissions	29,792,097
Surface Water Discharges	916,093
Underground Injection	2,637,068
Releases to Land	1,336,719
<b>On-site Waste Management</b>	369,257,247
Recycling	202,594,425
Energy Recovery	35,872,755
Treatment	130,790,067
<b>Off-site Transfers for Further Waste Management</b>	65,504,510
Recycling	55,060,457
Energy Recovery	6,626,109
Treatment	1,887,199
Publicly Owned Treatment Works (POTWs)	262,744
Disposal	1,664,073
Other Off-site Transfers	3,928

### Top Five Chemicals for Total Releases

Chemical	Air Emissions Pounds	Surface Water Discharges Pounds	Under-ground Injection Pounds	Releases to Land Pounds	Total Releases Pounds
Methanol	5,020,368	189,373	1,501,400	28,010	6,739,151
Ammonia	5,739,010	195,559	0	23,260	5,957,829
n-Hexane	3,719,870	15,000	0	0	3,734,870
Toluene	2,752,425	2	2,484	450	2,755,361
Xylene (mixed isomers)	2,078,458	2	1,800	250	2,080,510

### Top Five Chemicals for Air/Water/Land Releases

Chemical	Air Emissions Pounds	Surface Water Discharges Pounds	Releases to Land Pounds	Total Releases Pounds
Ammonia	5,739,010	195,559	23,260	5,957,829
Methanol	5,020,368	189,373	28,010	5,237,751
n-Hexane	3,719,870	15,000	0	3,734,870
Toluene	2,752,425	2	450	2,752,877
Xylene (mixed isomers)	2,078,458	2	250	2,078,710



## 1995 TOXICS RELEASE INVENTORY

## ARKANSAS

## Top Ten Facilities for Total Releases

Facility	City, County	Air Emissions Pounds	Surface Water Discharges Pounds	Underground Injection Pounds	Releases to Land Pounds	Total Releases Pounds
Terra Nitrogen Co. L.P.	Blytheville, Mississippi	2,790,350	139,765	0	265	2,930,380
Great Lakes Chemical Corp.	El Dorado, Union	210,860	0	2,628,199	0	2,839,059
Lion Oil Co.	El Dorado, Union	1,594,012	1,250	0	0	1,595,262
U.S. Vanadium Corp.	Hot Springs, Garland	938,800	53,650	0	545,060	1,537,510
International Paper	Pine Bluff, Jefferson	1,432,760	24,675	0	0	1,457,435
Georgia-Pacific Paper	Crossett, Ashley	927,690	183,811	0	240,950	1,352,451
Quincy Soybean Co.	Helena, Phillips	1,280,000	0	0	0	1,280,000
Georgia-Pacific Corp.	Ashdown, Little River	1,089,299	81,450	0	165	1,170,914
Viskase Corp.	Osceola, Mississippi	1,113,250	250	0	0	1,113,500
International Paper	Camden, Ouachita	970,304	51,301	0	500	1,022,105

## Top Ten Facilities for Air/Water/Land Releases

Facility	City, County	Air Emissions Pounds	Surface Water Discharges Pounds	Releases to Land Pounds	Air/Water/Land Releases Pounds
Terra Nitrogen Co. L.P.	Blytheville, Mississippi	2,790,350	139,765	265	2,930,380
Lion Oil Co.	El Dorado, Union	1,594,012	1,250	0	1,595,262
U.S. Vanadium Corp.	Hot Springs, Garland	938,800	53,650	545,060	1,537,510
International Paper	Pine Bluff, Jefferson	1,432,760	24,675	0	1,457,435
Georgia-Pacific Paper	Crossett, Ashley	927,690	183,811	240,950	1,352,451
Quincy Soybean Co.	Helena, Phillips	1,280,000	0	0	1,280,000
Georgia-Pacific Corp.	Ashdown, Little River	1,089,299	81,450	165	1,170,914
Viskase Corp.	Osceola, Mississippi	1,113,250	250	0	1,113,500
International Paper	Camden, Ouachita	970,304	51,301	500	1,022,105
Riceland Foods	Stuttgart, Arkansas	838,000	0	10,864	848,864

## For More Information. . .

State Contact:  
(501)682-0913John Ward  
Fax(501)682-0798To obtain TRI data use assistance,  
call TRI User Support Service (TRI-US):EPA Regional Contact:  
(214)665-8013Warren Layne  
Fax(214)665-7263

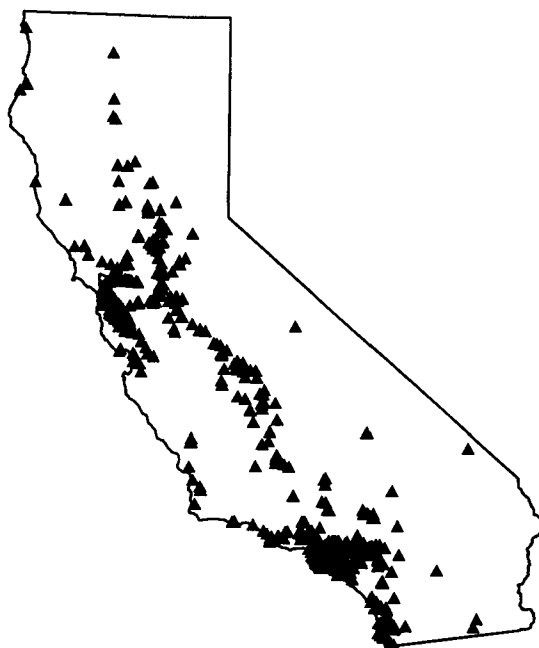
(202)260-1531 Fax(202)260-4659



## 1995 TOXICS RELEASE INVENTORY

# CALIFORNIA

Population	31,565,480
Total Facilities	1,478
Total Forms	4,151
Form As	348
National Rank for Total Releases	19
National Rank for Air/Water/Land Releases	19
Transfers into State	
Rank	17
Pounds	28,684,944
Transfers out of State	
Rank	24
Pounds	26,863,791



### Reported Releases and Waste Management Activities (pounds)

<b>On-site Releases</b>	42,727,076
Air Emissions	36,819,632
Surface Water Discharges	2,641,665
Underground Injection	478,974
Releases to Land	2,786,805
<b>On-site Waste Management</b>	664,493,820
Recycling	206,444,042
Energy Recovery	39,075,581
Treatment	418,974,197
<b>Off-site Transfers for Further Waste Management</b>	123,666,823
Recycling	80,855,326
Energy Recovery	9,017,845
Treatment	11,708,182
Publicly Owned Treatment Works (POTWs)	12,883,050
Disposal	9,191,657
Other Off-site Transfers	10,763

### Top Five Chemicals for Total Releases

Chemical	Air Emissions Pounds	Surface Water Discharges Pounds	Underground Injection Pounds	Releases to Land Pounds	Total Releases Pounds
Ammonia	7,961,481	161,131	139,204	1,158,515	9,420,331
1,1,1-Trichloroethane	8,289,937	3	0	0	8,289,940
Methanol	978,512	1,316,617	315,242	3,270	2,613,641
Nitrate compounds	2,670	1,049,250	0	1,129,027	2,180,947
Toluene	1,892,273	92	208	215	1,892,788

### Top Five Chemicals for Air/Water/Land Releases

Chemical	Air Emissions Pounds	Surface Water Discharges Pounds	Releases to Land Pounds	Total Releases Pounds
Ammonia	7,961,481	161,131	1,158,515	9,281,127
1,1,1-Trichloroethane	8,289,937	3	0	8,289,940
Methanol	978,512	1,316,617	3,270	2,298,399
Nitrate compounds	2,670	1,049,250	1,129,027	2,180,947
Toluene	1,892,273	92	215	1,892,580



## 1995 TOXICS RELEASE INVENTORY

# CALIFORNIA

### Top Ten Facilities for Total Releases

Facility	City, County	Air Emissions Pounds	Surface Water Discharges Pounds	Underground Injection Pounds	Releases to Land Pounds	Total Releases Pounds
Mountain Pass Operation, Unocal	Mountain Pass, San Bernardino	96,055	0	0	1,986,057	2,082,112
Louisiana-Pacific Corp.	Samoa, Humboldt	317,665	1,345,100	0	0	1,662,765
Foamex International Inc.	Orange, Orange	1,628,510	0	0	0	1,628,510
Du Pont	Antioch, Contra Costa	988,370	130,000	0	0	1,118,370
Avocet Tungsten Inc.	Bishop, Inyo	852,494	10	0	159,009	1,011,513
Tosco Refining Co.	Martinez, Contra Costa	918,295	81,423	0	466	1,000,184
E. R. Carpenter Co. Inc.	Riverside, Riverside	896,755	0	0	0	896,755
Quebecor Printing	San Jose, Santa Clara	838,045	0	0	0	838,045
Shell Martinez Refining Co.	Martinez, Contra Costa	243,068	562,178	0	32	805,278
Mobil Oil Torrance Refinery	Torrance, Los Angeles	709,618	168	0	0	709,786

### Top Ten Facilities for Air/Water/Land Releases

Facility	City, County	Air Emissions Pounds	Surface Water Discharges Pounds	Releases to Land Pounds	Air/Water/Land Releases Pounds
Mountain Pass Operation, Unocal	Mountain Pass, San Bernardino	96,055	0	1,986,057	2,082,112
Louisiana-Pacific Corp.	Samoa, Humboldt	317,665	1,345,100	0	1,662,765
Foamex International Inc.	Orange, Orange	1,628,510	0	0	1,628,510
Du Pont	Antioch, Contra Costa	988,370	130,000	0	1,118,370
Avocet Tungsten Inc.	Bishop, Inyo	852,494	10	159,009	1,011,513
Tosco Refining Co.	Martinez, Contra Costa	918,295	81,423	466	1,000,184
E. R. Carpenter Co. Inc.	Riverside, Riverside	896,755	0	0	896,755
Quebecor Printing	San Jose, Santa Clara	838,045	0	0	838,045
Shell Martinez Refining Co.	Martinez, Contra Costa	243,068	562,178	32	805,278
Mobil Oil Torrance Refinery	Torrance, Los Angeles	709,618	168	0	709,786

### For More Information. . .

State Contact:  
(916) 324-9924

EPA Regional Contact:  
(415) 744-1121

Steve Hanna  
Fax (916) 324-1788

Adam Browning  
Fax (415) 744-1073

To obtain TRI data use assistance,  
call TRI User Support Service (TRI-US):

(202) 260-1531 Fax (202) 260-4659



## 1995 TOXICS RELEASE INVENTORY

# COLORADO

Population 3,747,560  
Total Facilities 182  
Total Forms 495  
Form As 78  
National Rank for Total Releases 43  
National Rank for Air/Water/Land Releases 42  
Transfers into State  
Rank 39  
Pounds 2,628,316  
Transfers out of State  
Rank 37  
Pounds 10,694,290



### Reported Releases and Waste Management Activities (pounds)

**On-site Releases** 4,575,426  
Air Emissions 4,159,933  
Surface Water Discharges 294,179  
Underground Injection 0  
Releases to Land 121,314

**On-site Waste Management** 120,149,484  
Recycling 18,811,374  
Energy Recovery 92,000,250  
Treatment 9,337,860

**Off-site Transfers for Further Waste Management** 17,176,843  
Recycling 11,460,385  
Energy Recovery 3,597,064  
Treatment 1,139,953  
Publicly Owned Treatment Works (POTWs) 680,950  
Disposal 298,241  
Other Off-site Transfers 250

### Top Five Chemicals for Total Releases

Chemical	Air Emissions Pounds	Surface Water Discharges Pounds	Under-ground Injection Pounds	Releases to Land Pounds	Total Releases Pounds
Ammonia	572,613	9,475	0	14,694	596,782
n-Butyl alcohol	555,685	0	0	0	555,685
Glycol ethers	543,588	12,000	0	0	555,588
Toluene	512,520	5	0	0	512,525
Methanol	418,650	260	0	0	418,910

### Top Five Chemicals for Air/Water/Land Releases

Chemical	Air Emissions Pounds	Surface Water Discharges Pounds	Releases to Land Pounds	Total Releases Pounds
Ammonia	572,613	9,475	14,694	596,782
n-Butyl alcohol	555,685	0	0	555,685
Glycol ethers	543,588	12,000	0	555,588
Toluene	512,520	5	0	512,525
Methanol	418,650	260	0	418,910



# 1995 TOXICS RELEASE INVENTORY

# COLORADO

## Top Ten Facilities for Total Releases

Facility	City, County	Air Emissions Pounds	Surface Water Discharges Pounds	Underground Injection Pounds	Releases to Land Pounds	Total Releases Pounds
Ball Metal Container	Golden, Jefferson	478,000	0	0	0	478,000
Kodak	Windsor, Weld	142,069	234,445	0	1,410	377,924
Syntex Chemicals Inc.	Boulder, Boulder	326,580	0	0	0	326,580
Metal Container Corp.	Windsor, Weld	326,250	0	0	0	326,250
Holnam Inc.	Florence, Fremont	315,417	0	0	0	315,417
Trane Co.	Pueblo, Pueblo	265,387	0	0	0	265,387
Valley Metal Container	Golden, Jefferson	242,000	0	0	0	242,000
CF & I Steel L.P.	Pueblo, Pueblo	158,905	1,338	0	67,950	228,193
Conoco Denver Refinery	Commerce City, Adams	119,611	31,522	0	0	151,133
Louisiana-Pacific Corp.	Montrose, Montrose	131,529	0	0	0	131,529

## Top Ten Facilities for Air/Water/Land Releases

Facility	City, County	Air Emissions Pounds	Surface Water Discharges Pounds	Releases to Land Pounds	Air/Water/Land Releases Pounds
Ball Metal Container	Golden, Jefferson	478,000	0	0	478,000
Kodak	Windsor, Weld	142,069	234,445	1,410	377,924
Syntex Chemicals Inc.	Boulder, Boulder	326,580	0	0	326,580
Metal Container Corp.	Windsor, Weld	326,250	0	0	326,250
Holnam Inc.	Florence, Fremont	315,417	0	0	315,417
Trane Co.	Pueblo, Pueblo	265,387	0	0	265,387
Valley Metal Container	Golden, Jefferson	242,000	0	0	242,000
CF & I Steel L.P.	Pueblo, Pueblo	158,905	1,338	67,950	228,193
Conoco Denver Refinery	Commerce City, Adams	119,611	31,522	0	151,133
Louisiana-Pacific Corp.	Montrose, Montrose	131,529	0	0	131,529

## For More Information. . .

**State Contact:**  
(303) 692-3017

Tamera Van Horn  
Fax (303) 782-4969

**To obtain TRI data use assistance,  
call TRI User Support Service (TRI-US):**

**EPA Regional Contact:**  
(303) 312-6028

Bruce Cooper  
Fax (303) 312-6044

(202) 260-1531

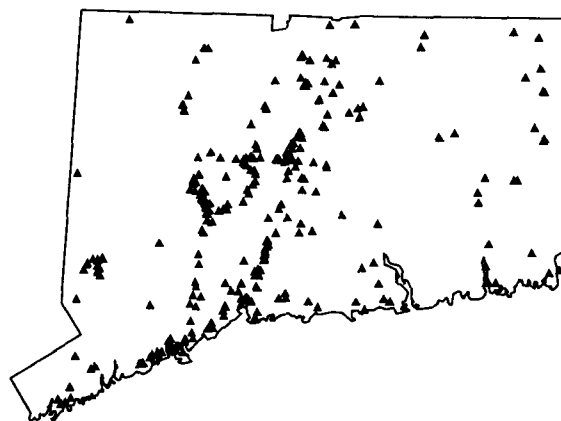
Fax (202) 260-4659



# 1995 TOXICS RELEASE INVENTORY

# CONNECTICUT

Population	3,270,740
Total Facilities	329
Total Forms	958
Form As	43
National Rank for Total Releases	39
National Rank for Air/Water/Land Releases	38
Transfers into State	
Rank	16
Pounds	35,034,190
Transfers out of State	
Rank	28
Pounds	22,728,840



## Reported Releases and Waste Management Activities (pounds)

<b>On-site Releases</b>	8,764,089
Air Emissions	7,179,523
Surface Water Discharges	1,489,456
Underground Injection	0
Releases to Land	95,110
<b>On-site Waste Management</b>	143,776,623
Recycling	98,606,775
Energy Recovery	4,760,323
Treatment	40,409,525
<b>Off-site Transfers for Further Waste Management</b>	38,650,027
Recycling	26,363,774
Energy Recovery	2,398,717
Treatment	7,021,857
Publicly Owned Treatment Works (POTWs)	1,315,127
Disposal	1,548,412
Other Off-site Transfers	2,140

## Top Five Chemicals for Total Releases

Chemical	Air Emissions Pounds	Surface Water Discharges Pounds	Under-ground Injection Pounds	Releases to Land Pounds	Total Releases Pounds
Methanol	1,080,671	766,329	0	0	1,847,000
Dichloromethane	1,815,538	19,010	0	2	1,834,550
Tetrachloroethylene	629,456	32	0	0	629,488
Toluene	506,910	9,941	0	1	516,852
Nitrate compounds	182	437,233	0	0	437,415

## Top Five Chemicals for Air/Water/Land Releases

Chemical	Air Emissions Pounds	Surface Water Discharges Pounds	Releases to Land Pounds	Total Releases Pounds
Methanol	1,080,671	766,329	0	1,847,000
Dichloromethane	1,815,538	19,010	2	1,834,550
Tetrachloroethylene	629,456	32	0	629,488
Toluene	506,910	9,941	1	516,852
Nitrate compounds	182	437,233	0	437,415





# 1995 TOXICS RELEASE INVENTORY

# CONNECTICUT

## Top Ten Facilities for Total Releases

Facility	City, County	Air Emissions Pounds	Surface Water Discharges Pounds	Underground Injection Pounds	Releases to Land Pounds	Total Releases Pounds
Pfizer Inc.	Groton, New London	805,680	955,705	0	0	1,761,385
Cytec Ind.	Wallingford, New Haven	252,490	370,627	0	0	623,117
Dow North America	Gales Ferry, New London	528,550	41	0	0	528,591
Karo Mfg. Inc.	Naugatuck, New Haven	281,000	0	0	0	281,000
U.S. Surgical Corp.	North Haven, New Haven	224,800	0	0	0	224,800
Vitramon Inc.	Monroe, Fairfield	212,360	5	0	2	212,367
Olin Corp.	Waterbury, New Haven	191,837	19	0	0	191,856
Stanadyne Automotive Corp.	Windsor, Hartford	165,240	0	0	0	165,240
Mahle Cylinders Inc.	Bridgeport, Fairfield	157,267	0	0	0	157,267
Amerbelle Corp.	Vernon, Tolland	131,485	0	0	0	131,485

## Top Ten Facilities for Air/Water/Land Releases

Facility	City, County	Air Emissions Pounds	Surface Water Discharges Pounds	Releases to Land Pounds	Air/Water/Land Releases Pounds
Pfizer Inc.	Groton, New London	805,680	955,705	0	1,761,385
Cytec Ind.	Wallingford, New Haven	252,490	370,627	0	623,117
Dow North America	Gales Ferry, New London	528,550	41	0	528,591
Karo Mfg. Inc.	Naugatuck, New Haven	281,000	0	0	281,000
U.S. Surgical Corp.	North Haven, New Haven	224,800	0	0	224,800
Vitramon Inc.	Monroe, Fairfield	212,360	5	2	212,367
Olin Corp.	Waterbury, New Haven	191,837	19	0	191,856
Stanadyne Automotive Corp.	Windsor, Hartford	165,240	0	0	165,240
Mahle Cylinders Inc.	Bridgeport, Fairfield	157,267	0	0	157,267
Amerbelle Corp.	Vernon, Tolland	131,485	0	0	131,485

**For More Information. . .**

**State Contact:**  
(860)424-3373

Joseph Pulaski  
Fax (860) 424-4059

**To obtain TRI data use assistance,  
call TRI User Support Service (TRI-US):**

**EPA Regional Contact:**  
(617) 565-3230

Dwight Peavey  
Fax (617) 565-4939

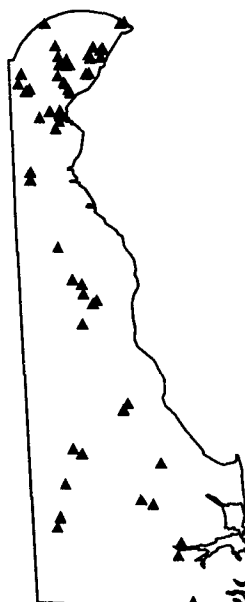
(202) 260-1531 Fax (202) 260-4659



# 1995 TOXICS RELEASE INVENTORY

# DELAWARE

Population	717,041
Total Facilities	71
Total Forms	243
Form As	29
National Rank for Total Releases	44
National Rank for Air/Water/Land Releases	43
Transfers into State	
Rank	43
Pounds	1,052,073
Transfers out of State	
Rank	35
Pounds	12,448,739



## Reported Releases and Waste Management Activities (pounds)

<b>On-site Releases</b>	4,510,435
Air Emissions	4,209,960
Surface Water Discharges	286,148
Underground Injection	0
Releases to Land	14,327
<b>On-site Waste Management</b>	84,343,951
Recycling	29,000,208
Energy Recovery	332,839
Treatment	55,010,904
<b>Off-site Transfers for Further Waste Management</b>	23,764,659
Recycling	17,131,437
Energy Recovery	2,427,102
Treatment	899,151
Publicly Owned Treatment Works (POTWs)	3,212,904
Disposal	94,065
Other Off-site Transfers	0

## Top Five Chemicals for Total Releases

Chemical	Air Emissions Pounds	Surface Water Discharges Pounds	Under-ground Injection Pounds	Releases to Land Pounds	Total Releases Pounds
Xylene (mixed isomers)	749,029	0	0	127	749,156
n-Hexane	627,991	0	0	0	627,991
Hydrochloric acid	530,032	0	0	0	530,032
Methanol	247,313	0	0	0	247,313
Nitrate compounds	0	245,600	0	0	245,600

## Top Five Chemicals for Air/Water/Land Releases

Chemical	Air Emissions Pounds	Surface Water Discharges Pounds	Releases to Land Pounds	Total Releases Pounds
Xylene (mixed isomers)	749,029	0	127	749,156
n-Hexane	627,991	0	0	627,991
Hydrochloric acid	530,032	0	0	530,032
Methanol	247,313	0	0	247,313
Nitrate compounds	0	245,600	0	245,600



## 1995 TOXICS RELEASE INVENTORY

## DELAWARE

## Top Ten Facilities for Total Releases

Facility	City, County	Air Emissions Pounds	Surface Water Discharges Pounds	Underground Injection Pounds	Releases to Land Pounds	Total Releases Pounds
General Motors Corp.	Wilmington, New Castle	995,747	0	0	0	995,747
Du Pont	Seaford, Sussex	528,888	245,600	0	0	774,488
Townsend Inc.	Millsboro, Sussex	532,278	0	0	0	532,278
Chrysler Motors Corp.	Newark, New Castle	399,918	0	0	0	399,918
Du Pont	Edgemoor, New Castle	253,330	0	0	0	253,330
Star Enterprise	Delaware City, New Castle	175,020	6,296	0	13,891	195,207
Standard Chlorine of Delaware	Delaware City, New Castle	162,995	541	0	0	163,536
Rodel Inc.	Newark, New Castle	159,581	0	0	0	159,581
Formosa Plastics Corp.	Delaware City, New Castle	149,211	0	0	0	149,211
Ciba-Geigy	Newport, New Castle	112,760	0	0	0	112,760

## Top Ten Facilities for Air/Water/Land Releases

Facility	City, County	Air Emissions Pounds	Surface Water Discharges Pounds	Releases to Land Pounds	Air/Water/Land Releases Pounds
General Motors Corp.	Wilmington, New Castle	995,747	0	0	995,747
Du Pont	Seaford, Sussex	528,888	245,600	0	774,488
Townsend Inc.	Millsboro, Sussex	532,278	0	0	532,278
Chrysler Motors Corp.	Newark, New Castle	399,918	0	0	399,918
Du Pont	Edgemoor, New Castle	253,330	0	0	253,330
Star Enterprise	Delaware City, New Castle	175,020	6,296	13,891	195,207
Standard Chlorine of Delaware	Delaware City, New Castle	162,995	541	0	163,536
Rodel Inc.	Newark, New Castle	159,581	0	0	159,581
Formosa Plastics Corp.	Delaware City, New Castle	149,211	0	0	149,211
Ciba-Geigy	Newport, New Castle	112,760	0	0	112,760

## For More Information. . .

State Contact:  
(302) 739-4791David Fees  
Fax (302) 739-3106To obtain TRI data use assistance,  
call TRI User Support Service (TRI-US):EPA Regional Contact:  
(215) 566-2072Bill Reilly  
Fax (215) 566-2101

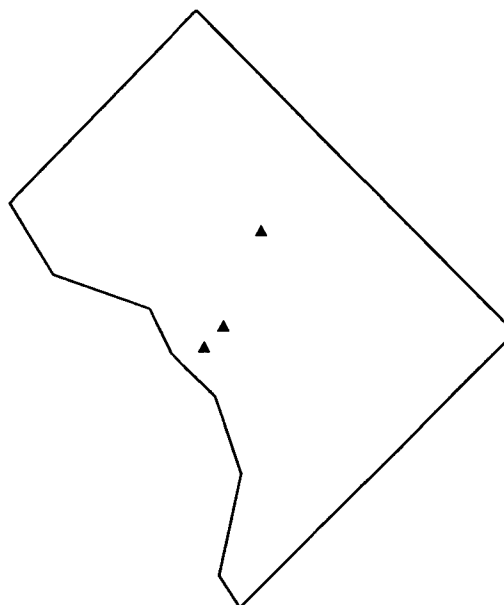
(202) 260-1531 Fax (202) 260-4659



## 1995 TOXICS RELEASE INVENTORY

## DISTRICT OF COLUMBIA

Population	554,528
Total Facilities	3
Total Forms	5
Form As	0
National Rank for Total Releases	53
National Rank for Air/Water/Land Releases	53
Transfers into State	
Rank	46
Pounds	210,572
Transfers out of State	
Rank	52
Pounds	40,250

Reported Releases and Waste Management Activities  
(pounds)

<b>On-site Releases</b>	29,715
Air Emissions	10,460
Surface Water Discharges	255
Underground Injection	0
Releases to Land	19,000
<b>On-site Waste Management</b>	2,680
Recycling	0
Energy Recovery	0
Treatment	2,680
<b>Off-site Transfers for Further Waste Management</b>	40,830
Recycling	13,250
Energy Recovery	0
Treatment	0
Publicly Owned Treatment Works (POTWs)	580
Disposal	27,000
Other Off-site Transfers	0

## Top Five Chemicals for Total Releases

Chemical	Air Emissions Pounds	Surface Water Discharges Pounds	Under-ground Injection Pounds	Releases to Land Pounds	Total Releases Pounds
Copper compounds	0	0	0	19,000	19,000
Glycol ethers	7,350	0	0	0	7,350
Chlorine	3,110	255	0	0	3,365
Nickel	0	0	0	0	0
.....					

## Top Five Chemicals for Air/Water/Land Releases

Chemical	Air Emissions Pounds	Surface Water Discharges Pounds	Releases to Land Pounds	Total Releases Pounds
Copper compounds	0	0	19,000	19,000
Glycol ethers	7,350	0	0	7,350
Chlorine	3,110	255	0	3,365
Nickel	0	0	0	0
.....				



1995 TOXICS RELEASE INVENTORY

# DISTRICT OF COLUMBIA

## Top Ten Facilities for Total Releases

Facility	City, County	Air Emissions Pounds	Surface Water Discharges Pounds	Underground Injection Pounds	Releases to Land Pounds	Total Releases Pounds
U.S. Army Corps of Engineers	Washington, Dist of Columbia	1,305	0	0	19,000	20,305
U.S. Bureau of Engraving	Washington, Dist of Columbia	7,350	0	0	0	7,350
U.S. Army Corps of Engineers	Washington, Dist of Columbia	1,805	255	0	0	2,060
.....						
.....						
.....						
.....						
.....						
.....						

## Top Ten Facilities for Air/Water/Land Releases

Facility	City, County	Air Emissions Pounds	Surface Water Discharges Pounds	Releases to Land Pounds	Air/Water/Land Releases Pounds
U.S. Army Corps of Engineers	Washington, Dist of Columbia	1,305	0	19,000	20,305
U.S. Bureau of Engraving	Washington, Dist of Columbia	7,350	0	0	7,350
U.S. Army Corps of Engineers	Washington, Dist of Columbia	1,805	255	0	2,060
.....					
.....					
.....					
.....					
.....					
.....					

**For More Information. . .****State Contact:**  
(202) 673-2101 Ext. 3159Michele Penick  
Fax (202) 673-2290**To obtain TRI data use assistance,  
call TRI User Support Service (TRI-US):****EPA Regional Contact:**  
(215) 566-2072Bill Reilly  
Fax (215) 566-2101

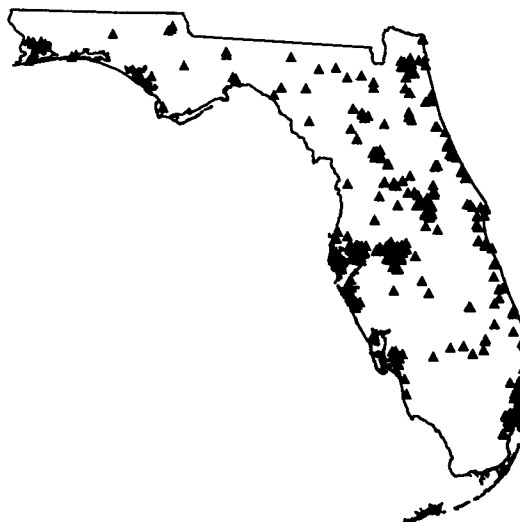
(202) 260-1531 Fax (202) 260-4659



## 1995 TOXICS RELEASE INVENTORY

# FLORIDA

Population	14,184,155
Total Facilities	528
Total Forms	1,384
Form As	160
National Rank for Total Releases	8
National Rank for Air/Water/Land Releases	11
Transfers into State	
Rank	30
Pounds	10,285,910
Transfers out of State	
Rank	36
Pounds	11,456,499



### Reported Releases and Waste Management Activities (pounds)

<b>On-site Releases</b>	83,972,862
Air Emissions	32,028,305
Surface Water Discharges	821,305
Underground Injection	25,343,332
Releases to Land	25,779,920
<b>On-site Waste Management</b>	342,348,765
Recycling	137,253,408
Energy Recovery	21,370,827
Treatment	183,724,530
<b>Off-site Transfers for Further Waste Management</b>	26,712,822
Recycling	13,274,491
Energy Recovery	1,771,722
Treatment	2,946,893
Publicly Owned Treatment Works (POTWs)	6,099,311
Disposal	2,606,350
Other Off-site Transfers	14,055

### Top Five Chemicals for Total Releases

Chemical	Air Emissions Pounds	Surface Water Discharges Pounds	Underground Injection Pounds	Releases to Land Pounds	Total Releases Pounds
Phosphoric acid	2,271	0	0	24,339,365	24,341,636
Nitrate compounds	84,130	302,657	11,000,000	94,750	11,481,537
Methanol	10,151,562	179,582	406,250	71,150	10,808,544
*Hydrochloric acid	471,172	0	6,594,743	0	7,065,915
Ammonia	5,997,068	320,385	662,695	72,968	7,053,116

### Top Five Chemicals for Air/Water/Land Releases

Chemical	Air Emissions Pounds	Surface Water Discharges Pounds	Releases to Land Pounds	Total Releases Pounds
Phosphoric acid	2,271	0	24,339,365	24,341,636
Methanol	10,151,562	179,582	71,150	10,402,294
Ammonia	5,997,068	320,385	72,968	6,390,421
Styrene	3,092,024	0	2	3,092,026
Toluene	1,907,141	0	0	1,907,141

\* Effective with the 1995 reporting year, the listing for hydrochloric acid was modified to include only acid aerosol forms. Reported releases of hydrochloric acid to water, land, and underground injection are unlikely to be acid aerosol forms and therefore probably represent misreporting.



## 1995 TOXICS RELEASE INVENTORY

# FLORIDA

### Top Ten Facilities for Total Releases

Facility	City, County	Air Emissions Pounds	Surface Water Discharges Pounds	Underground Injection Pounds	Releases to Land Pounds	Total Releases Pounds
Monsanto Co.	Cantonment, Escambia	197,037	1,071	17,860,629	0	18,058,737
IMC-Agrico Co.	Mulberry, Polk	709,400	0	0	8,100,000	8,809,400
PCS Phosphate	White Springs, Hamilton	670,010	670	0	6,600,000	7,270,680
Kaiser Aluminum & Chemical	Mulberry, Polk	0	0	6,594,743	0	6,594,743
IMC-Agrico Co.	Mulberry, Polk	63,500	0	0	3,100,000	3,163,500
CF Ind.	Plant City, Hillsborough	328,820	1,211	0	2,039,300	2,369,331
Jefferson Smurfit Corp.	Fernandina Beach, Nassau	2,340,530	3,000	0	0	2,343,530
Champion Intl. Corp.	Cantonment, Escambia	2,211,835	106,044	0	0	2,317,879
Farmland Hydro L.P.	Bartow, Polk	910,000	60	0	1,112,000	2,022,060
Buckeye Florida Ltd.	Perry, Taylor	1,908,400	93,751	0	7,867	2,010,018

### Top Ten Facilities for Air/Water/Land Releases

Facility	City, County	Air Emissions Pounds	Surface Water Discharges Pounds	Releases to Land Pounds	Air/Water/Land Releases Pounds
IMC-Agrico Co.	Mulberry, Polk	709,400	0	8,100,000	8,809,400
PCS Phosphate	White Springs, Hamilton	670,010	670	6,600,000	7,270,680
IMC-Agrico Co.	Mulberry, Polk	63,500	0	3,100,000	3,163,500
CF Ind.	Plant City, Hillsborough	328,820	1,211	2,039,300	2,369,331
Jefferson Smurfit Corp.	Fernandina Beach, Nassau	2,340,530	3,000	0	2,343,530
Champion Intl. Corp.	Cantonment, Escambia	2,211,835	106,044	0	2,317,879
Farmland Hydro L.P.	Bartow, Polk	910,000	60	1,112,000	2,022,060
Buckeye Florida Ltd.	Perry, Taylor	1,908,400	93,751	7,867	2,010,018
Cargill Fertilizer Inc.	Bartow, Polk	90,668	32	1,814,040	1,904,740
Stone Container Corp.	Panama City, Bay	1,753,501	0	13,185	1,766,686

### For More Information. . .

**State Contact:**  
(904) 413-9970  
(800) 635-7179 (in Florida)  
**EPA Regional Contact:**  
(404) 562-9191

Sam Brackett  
Fax (904) 488-1739  
  
Ezequiel Velez  
Fax (404) 562-9163

**To obtain TRI data use assistance,  
call TRI User Support Service (TRI-US):**

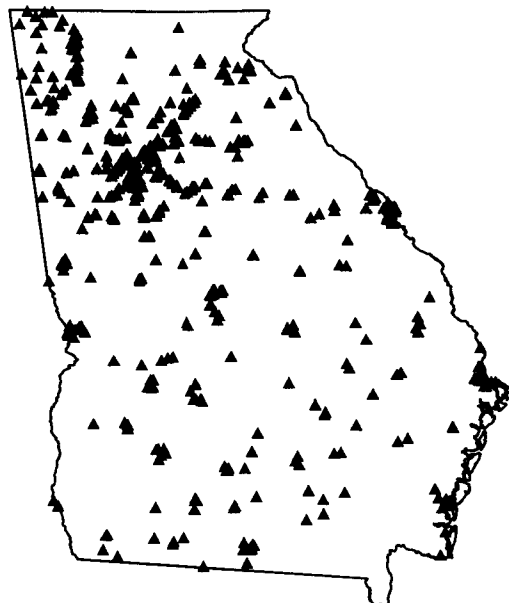
(202) 260-1531 Fax (202) 260-4659



## 1995 TOXICS RELEASE INVENTORY

# GEORGIA

Population	7,208,676
Total Facilities	718
Total Forms	2,259
Form As	381
National Rank for Total Releases	13
National Rank for Air/Water/Land Releases	13
Transfers into State	
Rank	22
Pounds	18,573,583
Transfers out of State	
Rank	23
Pounds	32,964,094



### Reported Releases and Waste Management Activities (pounds)

<b>On-site Releases</b>	55,523,894
Air Emissions	47,606,516
Surface Water Discharges	6,345,066
Underground Injection	0
Releases to Land	1,572,312
<b>On-site Waste Management</b>	2,802,973,388
Recycling	2,494,411,977
Energy Recovery	56,518,511
Treatment	252,042,900
<b>Off-site Transfers for Further Waste Management</b>	50,757,269
Recycling	33,320,605
Energy Recovery	7,982,367
Treatment	3,880,967
Publicly Owned Treatment Works (POTWs)	2,038,831
Disposal	3,532,744
Other Off-site Transfers	1,755

### Top Five Chemicals for Total Releases

Chemical	Air Emissions Pounds	Surface Water Discharges Pounds	Under-ground Injection Pounds	Releases to Land Pounds	Total Releases Pounds
Methanol	12,485,759	352,895	0	35,540	12,874,194
Ammonia	7,045,709	327,507	0	26,593	7,399,809
Nitrate compounds	265	5,359,060	0	5	5,359,330
Toluene	3,015,065	742	0	0	3,015,807
Xylene(mixed isomers)	2,707,436	96	0	250	2,707,782

### Top Five Chemicals for Air/Water/Land Releases

Chemical	Air Emissions Pounds	Surface Water Discharges Pounds	Releases to Land Pounds	Total Releases Pounds
Methanol	12,485,759	352,895	35,540	12,874,194
Ammonia	7,045,709	327,507	26,593	7,399,809
Nitrate compounds	265	5,359,060	5	5,359,330
Toluene	3,015,065	742	0	3,015,807
Xylene(mixed isomers)	2,707,436	96	250	2,707,782





## 1995 TOXICS RELEASE INVENTORY

# GEORGIA

### Top Ten Facilities for Total Releases

Facility	City, County	Air Emissions Pounds	Surface Water Discharges Pounds	Underground Injection Pounds	Releases to Land Pounds	Total Releases Pounds
DSM Chemicals N.A. Inc.	Augusta, Richmond	1,056,589	2,424,958	0	0	3,481,547
Great Southern Paper	Cedar Springs, Early	2,591,713	23,596	0	540,818	3,156,127
Union Camp Corp.	Savannah, Chatham	2,821,080	300,532	0	0	3,121,612
Inland Container Corp.	Rome, Floyd	2,901,255	87,750	0	93,000	3,082,005
Engelhard Corp.	Attapulgus, Decatur	1,482,006	1,512,497	0	0	2,994,503
Arcadian Fertilizer L. P.	Augusta, Richmond	1,596,690	337,013	0	0	1,933,703
Federal Paper Board Co.	Augusta, Richmond	1,674,069	40,073	0	4,585	1,718,727
Georgia-Pacific Corp.	Brunswick, Glynn	1,469,565	35,703	0	29,383	1,534,651
Gilman Paper Co.	Saint Marys, Camden	1,209,070	54,420	0	0	1,263,490
Tenneco Packaging	Clyattville, Lowndes	1,175,850	42,550	0	275	1,218,675

### Top Ten Facilities for Air/Water/Land Releases

Facility	City, County	Air Emissions Pounds	Surface Water Discharges Pounds	Releases to Land Pounds	Air/Water/Land Releases Pounds
DSM Chemicals N.A. Inc.	Augusta, Richmond	1,056,589	2,424,958	0	3,481,547
Great Southern Paper	Cedar Springs, Early	2,591,713	23,596	540,818	3,156,127
Union Camp Corp.	Savannah, Chatham	2,821,080	300,532	0	3,121,612
Inland Container Corp.	Rome, Floyd	2,901,255	87,750	93,000	3,082,005
Engelhard Corp.	Attapulgus, Decatur	1,482,006	1,512,497	0	2,994,503
Arcadian Fertilizer L. P.	Augusta, Richmond	1,596,690	337,013	0	1,933,703
Federal Paper Board Co.	Augusta, Richmond	1,674,069	40,073	4,585	1,718,727
Georgia-Pacific Corp.	Brunswick, Glynn	1,469,565	35,703	29,383	1,534,651
Gilman Paper Co.	Saint Marys, Camden	1,209,070	54,420	0	1,263,490
Tenneco Packaging	Clyattville, Lowndes	1,175,850	42,550	275	1,218,675

### For More Information. . .

State Contact:  
(404) 656-6905

Dr. Albert K. Langley  
Fax (404) 657-7893

To obtain TRI data use assistance,  
call TRI User Support Service (TRI-US):

EPA Regional Contact:  
(404) 562-9191

Ezequiel Velez  
Fax (404) 562-9163

(202) 260-1531 Fax (202) 260-4659



## 1995 TOXICS RELEASE INVENTORY

# GUAM

Population 133,152  
Total Facilities 1  
Total Forms 1  
Form As 0  
National Rank for Total Releases 55  
National Rank for Air/Water/Land Releases 55  
Transfers into State  
Rank 54  
Pounds 0  
Transfers out of State  
Rank 54  
Pounds 0



### Reported Releases and Waste Management Activities (pounds)

**On-site Releases** 3,100  
Air Emissions 0  
Surface Water Discharges 3,100  
Underground Injection 0  
Releases to Land 0  
**On-site Waste Management** 0  
Recycling 0  
Energy Recovery 0  
Treatment 0  
**Off-site Transfers for Further Waste Management** 15,000  
Recycling 0  
Energy Recovery 0  
Treatment 0  
Publicly Owned Treatment Works (POTWs) 15,000  
Disposal 0  
Other Off-site Transfers 0

### Top Five Chemicals for Total Releases

Chemical	Air Emissions Pounds	Surface Water Discharges Pounds	Under-ground Injection Pounds	Releases to Land Pounds	Total Releases Pounds
Chlorine	0	3,100	0	0	3,100
.....					
.....					
.....					

### Top Five Chemicals for Air/Water/Land Releases

Chemical	Air Emissions Pounds	Surface Water Discharges Pounds	Releases to Land Pounds	Total Releases Pounds
Chlorine	0	3,100	0	3,100
.....				
.....				
.....				



# 1995 TOXICS RELEASE INVENTORY

# GUAM

## Top Ten Facilities for Total Releases

Facility	City, County	Air Emissions Pounds	Surface Water Discharges Pounds	Underground Injection Pounds	Releases to Land Pounds	Total Releases Pounds
U.S. Navy Public Works Center	Santa Rita, Guam	0	3,100	0	0	3,100
.....						
.....						
.....						
.....						
.....						
.....						
.....						
.....						

## Top Ten Facilities for Air/Water/Land Releases

Facility	City, County	Air Emissions Pounds	Surface Water Discharges Pounds	Releases to Land Pounds	Air/Water/Land Releases Pounds
U.S. Navy Public Works Center	Santa Rita, Guam	0	3,100	0	3,100
.....					
.....					
.....					
.....					
.....					
.....					
.....					
.....					

**For More Information. . .**

**State Contact:**  
(671) 646-8863

Fred Castro  
Fax (671) 646-9402

**To obtain TRI data use assistance,  
call TRI User Support Service (TRI-US):**

**EPA Regional Contact:**  
(415) 744-1121

Adam Browning  
Fax (415) 744-1073

(202) 260-1531

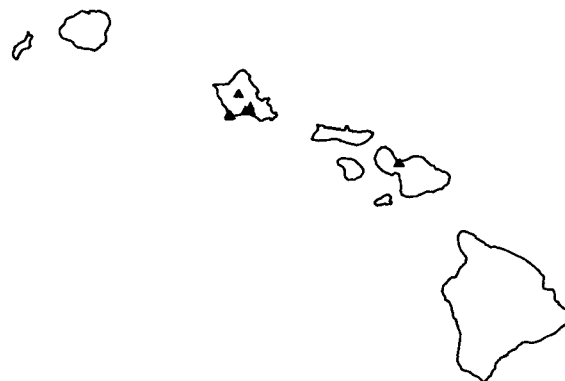
Fax (202) 260-4659



## 1995 TOXICS RELEASE INVENTORY

## HAWAII

Population 1,179,198  
Total Facilities 16  
Total Forms 57  
Form As 11  
National Rank for Total Releases 52  
National Rank for Air/Water/Land Releases 52  
Transfers into State  
Rank 53  
Pounds 1,030  
Transfers out of State  
Rank 48  
Pounds 277,953

Reported Releases and Waste Management Activities  
(pounds)

**On-site Releases** 469,968  
Air Emissions 443,607  
Surface Water Discharges 1,510  
Underground Injection 24,306  
Releases to Land 545  
**On-site Waste Management** 4,074,916  
Recycling 5,002  
Energy Recovery 0  
Treatment 4,069,914  
**Off-site Transfers for Further Waste Management** 285,905  
Recycling 113,527  
Energy Recovery 5  
Treatment 8,604  
Publicly Owned Treatment Works (POTWs) 0  
Disposal 163,769  
Other Off-site Transfers 0

## Top Five Chemicals for Total Releases

Chemical	Air Emissions Pounds	Surface Water Discharges Pounds	Under-ground Injection Pounds	Releases to Land Pounds	Total Releases Pounds
n-Butyl alcohol	91,889	0	0	0	91,889
Propylene	88,500	0	0	0	88,500
Glycol ethers	79,331	0	0	0	79,331
n-Hexane	41,995	250	0	250	42,495
Toluene	36,409	0	0	5	36,414

## Top Five Chemicals for Air/Water/Land Releases

Chemical	Air Emissions Pounds	Surface Water Discharges Pounds	Releases to Land Pounds	Total Releases Pounds
n-Butyl alcohol	91,889	0	0	91,889
Propylene	88,500	0	0	88,500
Glycol ethers	79,331	0	0	79,331
n-Hexane	41,995	250	250	42,495
Toluene	36,409	0	5	36,414



# 1995 TOXICS RELEASE INVENTORY

# HAWAII

## Top Ten Facilities for Total Releases

Facility	City, County	Air Emissions Pounds	Surface Water Discharges Pounds	Underground Injection Pounds	Releases to Land Pounds	Total Releases Pounds
Chevron Prods. Co.	Kapolei, Honolulu	245,355	1,250	0	295	246,900
Reynolds Metals Co.	Kapolei, Honolulu	139,174	0	9	0	139,183
U.S. Navy	Pearl Harbor, Honolulu	32,250	0	0	0	32,250
BHP Petroleum Americas	Kapolei, Honolulu	23,968	0	1,047	0	25,015
Maui Pineapple Co. Ltd.	Kahului, Maui	0	0	23,000	0	23,000
Horizon Ind. Inc.	Wahiawa, Honolulu	2,600	0	0	0	2,600
U.S. Army Schofield Barracks	Wahiawa, Honolulu	10	250	0	250	510
Jorgensen Steel & Aluminum	Kapolei, Honolulu	0	0	250	0	250
Pepsi-Cola Co.	Aiea, Honolulu	250	0	0	0	250
Hawaii Wood Preserving Co.	Kahului, Maui	0	10	0	0	10

## Top Ten Facilities for Air/Water/Land Releases

Facility	City, County	Air Emissions Pounds	Surface Water Discharges Pounds	Releases to Land Pounds	Air/Water/Land Releases Pounds
Chevron Prods. Co.	Kapolei, Honolulu	245,355	1,250	295	246,900
Reynolds Metals Co.	Kapolei, Honolulu	139,174	0	0	139,174
U.S. Navy	Pearl Harbor, Honolulu	32,250	0	0	32,250
BHP Petroleum Americas	Kapolei, Honolulu	23,968	0	0	23,968
Horizon Ind. Inc.	Wahiawa, Honolulu	2,600	0	0	2,600
U.S. Army Schofield Barracks	Wahiawa, Honolulu	10	250	250	510
Pepsi-Cola Co.	Aiea, Honolulu	250	0	0	250
Hawaii Wood Preserving Co.	Kahului, Maui	0	10	0	10
.....					
.....					

**For More Information. . .**

**State Contact:**  
(808) 586-4328

Marsha Mealey  
Fax (808) 586-4370

**To obtain TRI data use assistance,  
call TRI User Support Service (TRI-US):**

**EPA Regional Contact:**  
(415) 744-1121

Adam Browning  
Fax (415) 744-1073

(202) 260-1531

Fax (202) 260-4659



# 1995 TOXICS RELEASE INVENTORY

# IDAHO

Population	1,166,112
Total Facilities	60
Total Forms	183
Form As	10
National Rank for Total Releases	40
National Rank for Air/Water/Land Releases	39
Transfers into State	
Rank	37
Pounds	3,287,810
Transfers out of State	
Rank	46
Pounds	457,087



## Reported Releases and Waste Management Activities (pounds)

<b>On-site Releases</b>	8,188,036
Air Emissions	4,689,903
Surface Water Discharges	1,390,186
Underground Injection	0
Releases to Land	2,107,947
<b>On-site Waste Management</b>	17,944,130
Recycling	393,375
Energy Recovery	26,600
Treatment	17,524,155
<b>Off-site Transfers for Further Waste Management</b>	1,189,747
Recycling	544,954
Energy Recovery	56,571
Treatment	74,190
Publicly Owned Treatment Works (POTWs)	496,515
Disposal	17,517
Other Off-site Transfers	0

## Top Five Chemicals for Total Releases

Chemical	Air Emissions Pounds	Surface Water Discharges Pounds	Under- ground Injection Pounds	Releases to Land Pounds	Total Releases Pounds
Ammonia	2,734,569	27,994	0	428,863	3,191,426
Nitrate compounds	0	535,301	0	1,170,819	1,706,120
Methanol	731,800	278,000	0	1,000	1,010,800
Sodium nitrite	0	535,301	0	0	535,301
Zinc compounds	2,767	6,400	0	473,000	482,167

## Top Five Chemicals for Air/Water/Land Releases

Chemical	Air Emissions Pounds	Surface Water Discharges Pounds	Releases to Land Pounds	Total Releases Pounds
Ammonia	2,734,569	27,994	428,863	3,191,426
Nitrate compounds	0	535,301	1,170,819	1,706,120
Methanol	731,800	278,000	1,000	1,010,800
Sodium nitrite	0	535,301	0	535,301
Zinc compounds	2,767	6,400	473,000	482,167



## 1995 TOXICS RELEASE INVENTORY

# IDAHO

### Top Ten Facilities for Total Releases

Facility	City, County	Air Emissions Pounds	Surface Water Discharges Pounds	Underground Injection Pounds	Releases to Land Pounds	Total Releases Pounds
Potlatch Corp.	Lewiston, Nez Perce	1,078,855	296,390	0	476,265	1,851,510
Ore-Ida Foods Inc.	Burley, Cassia	6,005	1,083,613	0	0	1,089,618
Amalgamated Sugar Co.	Paul, Minidoka	1,048,126	0	0	4,329	1,052,455
Amalgamated Sugar Co.	Nampa, Canyon	795,700	0	0	3,600	799,300
Avonmore West Inc.	Gooding, Gooding	0	0	0	674,258	674,258
Avonmore West Inc.	Richfield, Lincoln	0	0	0	492,061	492,061
Woodgrain Millwork Inc.	Fruitland, Payette	466,608	0	0	0	466,608
Amalgamated Sugar Co.	Twin Falls, Twin Falls	455,849	0	0	5,970	461,819
J. R. Simplot Co.	Caldwell, Canyon	28,750	0	0	232,753	261,503
J. R. Simplot Co.	Pocatello, Power	168,260	0	0	2,600	170,860

### Top Ten Facilities for Air/Water/Land Releases

Facility	City, County	Air Emissions Pounds	Surface Water Discharges Pounds	Releases to Land Pounds	Air/Water/Land Releases Pounds
Potlatch Corp.	Lewiston, Nez Perce	1,078,855	296,390	476,265	1,851,510
Ore-Ida Foods Inc.	Burley, Cassia	6,005	1,083,613	0	1,089,618
Amalgamated Sugar Co.	Paul, Minidoka	1,048,126	0	4,329	1,052,455
Amalgamated Sugar Co.	Nampa, Canyon	795,700	0	3,600	799,300
Avonmore West Inc.	Gooding, Gooding	0	0	674,258	674,258
Avonmore West Inc.	Richfield, Lincoln	0	0	492,061	492,061
Woodgrain Millwork Inc.	Fruitland, Payette	466,608	0	0	466,608
Amalgamated Sugar Co.	Twin Falls, Twin Falls	455,849	0	5,970	461,819
J. R. Simplot Co.	Caldwell, Canyon	28,750	0	232,753	261,503
J. R. Simplot Co.	Pocatello, Power	168,260	0	2,600	170,860

**For More Information. . .**

**State Contact:**  
(208) 334-3263

Lezlie Aller  
Fax (208) 334-3267

**To obtain TRI data use assistance,  
call TRI User Support Service (TRI-US):**

**EPA Regional Contact:**  
(206) 553-4016

Christina Colt  
Fax (206) 553-8509

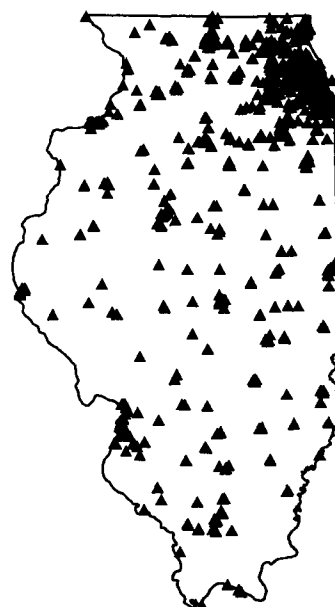
(202) 260-1531 Fax (202) 260-4659



# 1995 TOXICS RELEASE INVENTORY

# ILLINOIS

Population	11,790,379
Total Facilities	1,334
Total Forms	4,489
Form As	419
National Rank for Total Releases	6
National Rank for Air/Water/Land Releases	6
Transfers into State	
Rank	3
Pounds	145,485,267
Transfers out of State	
Rank	5
Pounds	97,360,149



## Reported Releases and Waste Management Activities (pounds)

<b>On-site Releases</b>	99,753,258
Air Emissions	70,935,342
Surface Water Discharges	5,779,855
Underground Injection	365
Releases to Land	23,037,696
<b>On-site Waste Management</b>	890,518,876
Recycling	734,627,715
Energy Recovery	17,422,632
Treatment	138,468,529
<b>Off-site Transfers for Further Waste Management</b>	176,386,010
Recycling	103,687,255
Energy Recovery	30,932,803
Treatment	13,187,222
Publicly Owned Treatment Works (POTWs)	12,792,226
Disposal	15,783,290
Other Off-site Transfers	3,214

## Top Five Chemicals for Total Releases

Chemical	Air Emissions Pounds	Surface Water Discharges Pounds	Under-ground Injection Pounds	Releases to Land Pounds	Total Releases Pounds
Zinc compounds	667,305	14,686	250	13,280,931	13,963,172
n-Hexane	11,300,874	3,506	0	250	11,304,630
Ammonia	6,922,731	147,362	0	527,202	7,597,295
Toluene	6,409,920	683	0	15,297	6,425,900
Manganese compounds	75,818	5,817	0	5,626,136	5,707,771

## Top Five Chemicals for Air/Water/Land Releases

Chemical	Air Emissions Pounds	Surface Water Discharges Pounds	Releases to Land Pounds	Total Releases Pounds
Zinc compounds	667,305	14,686	13,280,931	13,962,922
n-Hexane	11,300,874	3,506	250	11,304,630
Ammonia	6,922,731	147,362	527,202	7,597,295
Toluene	6,409,920	683	15,297	6,425,900
Manganese compounds	75,818	5,817	5,626,136	5,707,771





## 1995 TOXICS RELEASE INVENTORY

## ILLINOIS

## Top Ten Facilities for Total Releases

Facility	City, County	Air Emissions Pounds	Surface Water Discharges Pounds	Underground Injection Pounds	Releases to Land Pounds	Total Releases Pounds
Northwestern Steel & Wire Co.	Sterling, Whiteside	157,494	1,558	0	15,600,000	15,759,052
Granite City Steel	Granite City, Madison	206,358	22,034	0	5,153,358	5,381,750
IBP Inc.	Joslin, Rock Island	36,270	4,937,500	0	40,500	5,014,270
Devro-Teepak Inc.	Danville, Vermilion	3,876,076	0	0	0	3,876,076
Phoenix Chemical Co.	East Dubuque, Jo Daviess	3,139,070	26,050	0	4,800	3,169,920
Corn Prods. & Best Foods	Bedford Park, Cook	2,747,655	0	0	0	2,747,655
Cabot Corp.	Tuscola, Douglas	2,472,742	0	0	0	2,472,742
ADM	Decatur, Macon	2,135,750	0	0	0	2,135,750
Quincy Soybean Co.	Quincy, Adams	1,821,463	3,488	0	0	1,824,951
ADM	Decatur, Macon	1,684,046	0	0	0	1,684,046

## Top Ten Facilities for Air/Water/Land Releases

Facility	City, County	Air Emissions Pounds	Surface Water Discharges Pounds	Releases to Land Pounds	Air/Water/Land Releases Pounds
Northwestern Steel & Wire Co.	Sterling, Whiteside	157,494	1,558	15,600,000	15,759,052
Granite City Steel	Granite City, Madison	206,358	22,034	5,153,358	5,381,750
IBP Inc.	Joslin, Rock Island	36,270	4,937,500	40,500	5,014,270
Devro-Teepak Inc.	Danville, Vermilion	3,876,076	0	0	3,876,076
Phoenix Chemical Co.	East Dubuque, Jo Daviess	3,139,070	26,050	4,800	3,169,920
Corn Prods. & Best Foods	Bedford Park, Cook	2,747,655	0	0	2,747,655
Cabot Corp.	Tuscola, Douglas	2,472,742	0	0	2,472,742
ADM	Decatur, Macon	2,135,750	0	0	2,135,750
Quincy Soybean Co.	Quincy, Adams	1,821,463	3,488	0	1,824,951
ADM	Decatur, Macon	1,684,046	0	0	1,684,046

For More Information. . .

State Contact:  
(217) 785-0830Joe Goodner  
Fax (217) 785-1312To obtain TRI data use assistance,  
call TRI User Support Service (TRI-US):EPA Regional Contact:  
(312) 886-6219Thelma Codina  
Fax (312) 353-4342

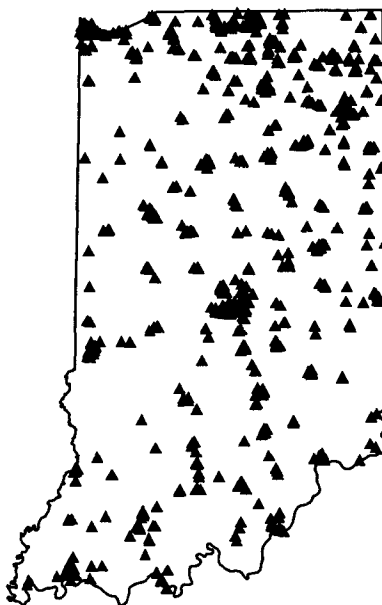
(202) 260-1531 Fax (202) 260-4659



## 1995 TOXICS RELEASE INVENTORY

# INDIANA

Population	5,796,948
Total Facilities	1,008
Total Forms	3,299
Form As	221
National Rank for Total Releases	9
National Rank for Air/Water/Land Releases	8
Transfers into State	
Rank	4
Pounds	140,527,236
Transfers out of State	
Rank	2
Pounds	122,332,129



### Reported Releases and Waste Management Activities (pounds)

<b>On-site Releases</b>	79,777,978
Air Emissions	70,573,627
Surface Water Discharges	2,357,535
Underground Injection	3,398
Releases to Land	6,843,418
<b>On-site Waste Management</b>	562,642,850
Recycling	300,416,187
Energy Recovery	107,341,738
Treatment	154,884,925
<b>Off-site Transfers for Further Waste Management</b>	260,560,975
Recycling	211,594,993
Energy Recovery	11,475,570
Treatment	9,691,307
Publicly Owned Treatment Works (POTWs)	2,310,576
Disposal	25,485,924
Other Off-site Transfers	2,605

### Top Five Chemicals for Total Releases

Chemical	Air Emissions Pounds	Surface Water Discharges Pounds	Under-ground Injection Pounds	Releases to Land Pounds	Total Releases Pounds
Toluene	10,605,102	380	0	9,170	10,614,652
Xylene (mixed isomers)	6,984,073	530	0	12,282	6,996,885
Dichloromethane	6,938,253	880	0	5	6,939,138
Ammonia	6,674,753	133,470	0	57,365	6,865,588
Styrene	4,040,319	0	0	53,603	4,093,922

### Top Five Chemicals for Air/Water/Land Releases

Chemical	Air Emissions Pounds	Surface Water Discharges Pounds	Releases to Land Pounds	Total Releases Pounds
Toluene	10,605,102	380	9,170	10,614,652
Xylene (mixed isomers)	6,984,073	530	12,282	6,996,885
Dichloromethane	6,938,253	880	5	6,939,138
Ammonia	6,674,753	133,470	57,365	6,865,588
Styrene	4,040,319	0	53,603	4,093,922



## 1995 TOXICS RELEASE INVENTORY

## INDIANA

## Top Ten Facilities for Total Releases

Facility	City, County	Air Emissions Pounds	Surface Water Discharges Pounds	Underground Injection Pounds	Releases to Land Pounds	Total Releases Pounds
U.S. Steel	Gary, Lake	7,148,261	32,147	0	4,494,854	11,675,262
Tippecanoe Labs.	Shadeland, Tippecanoe	701,810	1,803,000	0	0	2,504,810
Alcoa	Newburgh, Warrick	2,300,957	10,706	0	44,902	2,356,565
General Electric Plastics Co.	Mount Vernon, Posey	2,215,522	127,125	0	1,521	2,344,168
R. R. Donnelley & Sons Co.	Warsaw, Kosciusko	2,109,100	341	0	0	2,109,441
Flexel Indiana Inc.	Covington, Warren	1,900,120	145	0	0	1,900,265
Whirlpool Corp.	Evansville, Vanderburgh	1,589,750	0	0	0	1,589,750
Amoco Oil Co.	Whiting, Lake	1,445,256	78,453	0	13,175	1,536,884
General Motors Corp.	Roanoke, Allen	1,399,561	0	0	0	1,399,561
Clinton Laboratories	Clinton, Vermillion	1,043,580	110,450	0	128,575	1,282,605

## Top Ten Facilities for Air/Water/Land Releases

Facility	City, County	Air Emissions Pounds	Surface Water Discharges Pounds	Releases to Land Pounds	Air/Water/Land Releases Pounds
U.S. Steel	Gary, Lake	7,148,261	32,147	4,494,854	11,675,262
Tippecanoe Labs.	Shadeland, Tippecanoe	701,810	1,803,000	0	2,504,810
Alcoa	Newburgh, Warrick	2,300,957	10,706	44,902	2,356,565
General Electric Plastics Co.	Mount Vernon, Posey	2,215,522	127,125	1,521	2,344,168
R. R. Donnelley & Sons Co.	Warsaw, Kosciusko	2,109,100	341	0	2,109,441
Flexel Indiana Inc.	Covington, Warren	1,900,120	145	0	1,900,265
Whirlpool Corp.	Evansville, Vanderburgh	1,589,750	0	0	1,589,750
Amoco Oil Co.	Whiting, Lake	1,445,256	78,453	13,175	1,536,884
General Motors Corp.	Roanoke, Allen	1,399,561	0	0	1,399,561
Clinton Laboratories	Clinton, Vermillion	1,043,580	110,450	128,575	1,282,605

## For More Information. . .

State Contact:  
(317) 232-8172Harry Davis  
Fax (317) 233-5627To obtain TRI data use assistance,  
call TRI User Support Service (TRI-US):EPA Regional Contact:  
(312) 886-6219Thelma Codina  
Fax (312) 353-4342

(202) 260-1531 Fax (202) 260-4659

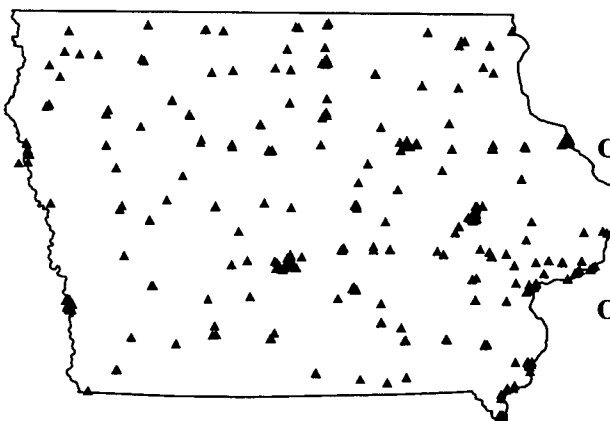


# 1995 TOXICS RELEASE INVENTORY

# IOWA

## Reported Releases and Waste Management Activities (pounds)

Population	2,843,074
Total Facilities	410
Total Forms	1,184
Form As	109
National Rank for Total Releases	23
National Rank for Air/Water/Land Releases	23
Transfers into State	
Rank	29
Pounds	10,366,157
Transfers out of State	
Rank	16
Pounds	40,685,786



<b>On-site Releases</b>	34,765,080
Air Emissions	29,600,556
Surface Water Discharges	3,783,443
Underground Injection	0
Releases to Land	1,381,081
<b>On-site Waste Management</b>	3,076,749,847
Recycling	3,007,971,492
Energy Recovery	1,656,084
Treatment	67,122,271
<b>Off-site Transfers for Further Waste Management</b>	54,238,614
Recycling	37,052,579
Energy Recovery	4,375,651
Treatment	2,371,689
Publicly Owned Treatment Works (POTWs)	8,467,036
Disposal	1,971,659
Other Off-site Transfers	0

## Top Five Chemicals for Total Releases

Chemical	Air Emissions Pounds	Surface Water Discharges Pounds	Under-ground Injection Pounds	Releases to Land Pounds	Total Releases Pounds
n-Hexane	5,500,526	755	0	250	5,501,531
Ammonia	5,289,734	170,754	0	8,312	5,468,800
Xylene (mixed isomers)	3,930,204	256	0	1,170	3,931,630
Toluene	3,791,649	5	0	177	3,791,831
Nitrate compounds	5	3,480,785	0	750	3,481,540

## Top Five Chemicals for Air/Water/Land Releases

Chemical	Air Emissions Pounds	Surface Water Discharges Pounds	Releases to Land Pounds	Total Releases Pounds
n-Hexane	5,500,526	755	250	5,501,531
Ammonia	5,289,734	170,754	8,312	5,468,800
Xylene (mixed isomers)	3,930,204	256	1,170	3,931,630
Toluene	3,791,649	5	177	3,791,831
Nitrate compounds	5	3,480,785	750	3,481,540



# 1995 TOXICS RELEASE INVENTORY

# IOWA

## Top Ten Facilities for Total Releases

Facility	City, County	Air Emissions Pounds	Surface Water Discharges Pounds	Underground Injection Pounds	Releases to Land Pounds	Total Releases Pounds
Climax Molybdenum Co.	Fort Madison, Lee	3,493,338	1,942	0	0	3,495,280
IBP Inc.	Columbus Junction, Louisa	59,015	2,900,500	0	250	2,959,765
Quantum Chemical Co.	Clinton, Clinton	2,508,685	0	0	0	2,508,685
Alcoa	Riverdale, Scott	1,802,050	260	0	0	1,802,310
Griffin Wheel Co.	Keokuk, Lee	32,340	0	0	1,032,764	1,065,104
Arcadian Fertilizer L.P.	Camanche, Clinton	755,906	179,429	0	0	935,335
Grain Processing Corp.	Muscatine, Muscatine	888,405	0	0	0	888,405
Cargill Inc.	Cedar Rapids, Linn	780,000	0	0	0	780,000
3M	Knoxville, Marion	748,795	0	0	0	748,795
ADM	Des Moines, Polk	711,000	0	0	250	711,250

## Top Ten Facilities for Air/Water/Land Releases

Facility	City, County	Air Emissions Pounds	Surface Water Discharges Pounds	Releases to Land Pounds	Air/Water/Land Releases Pounds
Climax Molybdenum Co.	Fort Madison, Lee	3,493,338	1,942	0	3,495,280
IBP Inc.	Columbus Junction, Louisa	59,015	2,900,500	250	2,959,765
Quantum Chemical Co.	Clinton, Clinton	2,508,685	0	0	2,508,685
Alcoa	Riverdale, Scott	1,802,050	260	0	1,802,310
Griffin Wheel Co.	Keokuk, Lee	32,340	0	1,032,764	1,065,104
Arcadian Fertilizer L.P.	Camanche, Clinton	755,906	179,429	0	935,335
Grain Processing Corp.	Muscatine, Muscatine	888,405	0	0	888,405
Cargill Inc.	Cedar Rapids, Linn	780,000	0	0	780,000
3M	Knoxville, Marion	748,795	0	0	748,795
ADM	Des Moines, Polk	711,000	0	250	711,250

**For More Information. . .**

**State Contact:**  
(515)281-8852

Pete Hamlin  
Fax (515)242-5094

**To obtain TRI data use assistance,  
call TRI User Support Service (TRI-US):**

**EPA Regional Contact:**  
(913)551-7020

Jim Hirtz  
Fax (913)551-7065


(202)260-1531 Fax (202)260-4659



## 1995 TOXICS RELEASE INVENTORY

# KANSAS

Population	2,563,618
Total Facilities	279
Total Forms	952
Form As	71
National Rank for Total Releases	29
National Rank for Air/Water/Land Releases	31
Transfers into State	
Rank	21
Pounds	19,807,369
Transfers out of State	
Rank	17
Pounds	40,105,058



### Reported Releases and Waste Management Activities (pounds)

<b>On-site Releases</b>	22,816,324
Air Emissions	19,450,900
Surface Water Discharges	394,121
Underground Injection	1,674,129
Releases to Land	1,297,174
<b>On-site Waste Management</b>	1,389,516,155
Recycling	1,193,781,505
Energy Recovery	152,588,205
Treatment	43,146,445
<b>Off-site Transfers for Further Waste Management</b>	52,829,893
Recycling	41,046,002
Energy Recovery	2,433,777
Treatment	2,637,049
Publicly Owned Treatment Works (POTWs)	646,862
Disposal	6,065,953
Other Off-site Transfers	250

### Top Five Chemicals for Total Releases

Chemical	Air Emissions Pounds	Surface Water Discharges Pounds	Under-ground Injection Pounds	Releases to Land Pounds	Total Releases Pounds
Ammonia	3,541,961	30,264	17,900	495,522	4,085,647
n-Hexane	2,405,629	124	0	9	2,405,762
Xylene (mixed isomers)	2,094,376	179	0	262	2,094,817
Toluene	1,885,159	306	1,200	9	1,886,674
Methanol	899,704	230	816,180	180	1,716,294

### Top Five Chemicals for Air/Water/Land Releases

Chemical	Air Emissions Pounds	Surface Water Discharges Pounds	Releases to Land Pounds	Total Releases Pounds
Ammonia	3,541,961	30,264	495,522	4,067,747
n-Hexane	2,405,629	124	9	2,405,762
Xylene (mixed isomers)	2,094,376	179	262	2,094,817
Toluene	1,885,159	306	9	1,885,474
Methyl ethyl ketone	913,960	0	8,000	921,960



## 1995 TOXICS RELEASE INVENTORY

## KANSAS

## Top Ten Facilities for Total Releases

Facility	City, County	Air Emissions Pounds	Surface Water Discharges Pounds	Underground Injection Pounds	Releases to Land Pounds	Total Releases Pounds
Farmland Ind. Inc.	Coffeyville, Montgomery	2,301,954	1,222	0	0	2,303,176
Vulcan Chemicals	Wichita, Sedgwick	421,677	0	883,864	0	1,305,541
Farmland Ind. Inc.	Lawrence, Douglas	920,176	358,480	0	500	1,279,156
Texaco Refining & Marketing	El Dorado, Butler	1,066,851	7,695	0	0	1,074,546
General Motors Corp.	Kansas City, Wyandotte	986,385	250	0	0	986,635
Boeing Wichita	Wichita, Sedgwick	935,900	1,255	0	0	937,155
Farmland Ind. Inc.	Dodge City, Ford	882,430	0	1,830	6,130	890,390
Air Products Mfg. Corp.	Wichita, Sedgwick	63,096	0	780,300	0	843,396
National Co-Op. Refinery	Mc Pherson, Mc Pherson	828,585	3,750	0	100	832,435
Cargill Inc.	Wichita, Sedgwick	667,000	0	0	0	667,000

## Top Ten Facilities for Air/Water/Land Releases

Facility	City, County	Air Emissions Pounds	Surface Water Discharges Pounds	Releases to Land Pounds	Air/Water/Land Releases Pounds
Farmland Ind. Inc.	Coffeyville, Montgomery	2,301,954	1,222	0	2,303,176
Farmland Ind. Inc.	Lawrence, Douglas	920,176	358,480	500	1,279,156
Texaco Refining & Marketing	El Dorado, Butler	1,066,851	7,695	0	1,074,546
General Motors Corp.	Kansas City, Wyandotte	986,385	250	0	986,635
Boeing Wichita	Wichita, Sedgwick	935,900	1,255	0	937,155
Farmland Ind. Inc.	Dodge City, Ford	882,430	0	6,130	888,560
National Co-Op. Refinery	Mc Pherson, Mc Pherson	828,585	3,750	100	832,435
Cargill Inc.	Wichita, Sedgwick	667,000	0	0	667,000
Griffin Wheel Co.	Kansas City, Wyandotte	7,735	0	599,531	607,266
Elf Atochem N.A. Inc.	Wichita, Sedgwick	575,510	0	0	575,510

## For More Information. . .

State Contact:  
(913) 296-1690Jon Flint  
Fax (913) 296-1545To obtain TRI data use assistance,  
call TRI User Support Service (TRI-US):EPA Regional Contact:  
(913) 551-7020Jim Hirtz  
Fax (913) 551-7065

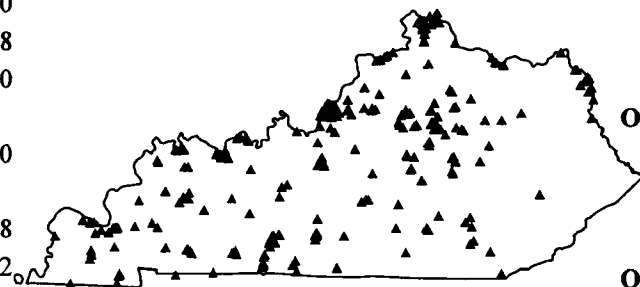
(202) 260-1531 Fax (202) 260-4659



## 1995 TOXICS RELEASE INVENTORY

# KENTUCKY

Population 3,856,877  
Total Facilities 418  
Total Forms 1,560  
Form As 98  
National Rank for Total Releases 20  
National Rank for Air/Water/Land Releases 20  
Transfers into State Rank 18  
Pounds 27,664,072  
Transfers out of State Rank 12  
Pounds 54,329,841



### Reported Releases and Waste Management Activities

(pounds)

**On-site Releases** 41,925,203  
Air Emissions 40,703,729  
Surface Water Discharges 432,680  
Underground Injection 0  
Releases to Land 788,794  
**On-site Waste Management** 435,625,602  
Recycling 278,090,960  
Energy Recovery 59,507,244  
Treatment 98,027,398  
**Off-site Transfers for Further Waste Management** 71,844,198  
Recycling 49,671,058  
Energy Recovery 7,991,087  
Treatment 9,679,176  
Publicly Owned Treatment Works (POTWs) 1,610,886  
Disposal 2,804,841  
Other Off-site Transfers 87,150

### Top Five Chemicals for Total Releases

Chemical	Air Emissions Pounds	Surface Water Discharges Pounds	Under-ground Injection Pounds	Releases to Land Pounds	Total Releases Pounds
Chlorodifluoromethane (HCFC-22)	6,223,256	0	0	0	6,223,256
Methanol	5,198,163	205,750	0	4,090	5,408,003
Toluene	4,453,162	871	0	466	4,454,499
Xylene (mixed isomers)	4,421,100	1,046	0	306	4,422,452
n-Hexane	2,090,519	323	0	5	2,090,847

### Top Five Chemicals for Air/Water/Land Releases

Chemical	Air Emissions Pounds	Surface Water Discharges Pounds	Releases to Land Pounds	Total Releases Pounds
Chlorodifluoromethane (HCFC-22)	6,223,256	0	0	6,223,256
Methanol	5,198,163	205,750	4,090	5,408,003
Toluene	4,453,162	871	466	4,454,499
Xylene (mixed isomers)	4,421,100	1,046	306	4,422,452
n-Hexane	2,090,519	323	5	2,090,847





## 1995 TOXICS RELEASE INVENTORY

## KENTUCKY

## Top Ten Facilities for Total Releases

Facility	City, County	Air Emissions Pounds	Surface Water Discharges Pounds	Underground Injection Pounds	Releases to Land Pounds	Total Releases Pounds
Du Pont	Louisville, Jefferson	6,350,626	0	0	0	6,350,626
Elf Atochem N.A. Inc.	Calvert City, Marshall	3,080,429	2,247	0	0	3,082,676
Air Products & Chemicals Inc.	Calvert City, Marshall	2,974,268	50,174	0	0	3,024,442
Osram Sylvania Inc.	Versailles, Woodford	2,587,201	1	0	0	2,587,202
Toyota Motor Mfg. USA Inc.	Georgetown, Scott	2,027,810	50	0	0	2,027,860
American Synthetic Rubber	Louisville, Jefferson	1,604,710	520	0	0	1,605,230
Ford Motor Co.	Louisville, Jefferson	1,338,189	0	0	0	1,338,189
Westvaco Corp.	Wickliffe, Ballard	1,165,255	164,870	0	3,490	1,333,615
Owensboro Grain Co. Inc.	Owensboro, Daviess	1,330,000	250	0	5	1,330,255
Brown Printing Co.	Franklin, Simpson	1,124,838	0	0	0	1,124,838

## Top Ten Facilities for Air/Water/Land Releases

Facility	City, County	Air Emissions Pounds	Surface Water Discharges Pounds	Releases to Land Pounds	Air/Water/Land Releases Pounds
Du Pont	Louisville, Jefferson	6,350,626	0	0	6,350,626
Elf Atochem N.A. Inc.	Calvert City, Marshall	3,080,429	2,247	0	3,082,676
Air Products & Chemicals Inc.	Calvert City, Marshall	2,974,268	50,174	0	3,024,442
Osram Sylvania Inc.	Versailles, Woodford	2,587,201	1	0	2,587,202
Toyota Motor Mfg. USA Inc.	Georgetown, Scott	2,027,810	50	0	2,027,860
American Synthetic Rubber	Louisville, Jefferson	1,604,710	520	0	1,605,230
Ford Motor Co.	Louisville, Jefferson	1,338,189	0	0	1,338,189
Westvaco Corp.	Wickliffe, Ballard	1,165,255	164,870	3,490	1,333,615
Owensboro Grain Co. Inc.	Owensboro, Daviess	1,330,000	250	5	1,330,255
Brown Printing Co.	Franklin, Simpson	1,124,838	0	0	1,124,838

For More Information. . .

State Contact:  
(502) 564-2150Alex Barber  
Fax (502) 564-4245To obtain TRI data use assistance,  
call TRI User Support Service (TRI-US):EPA Regional Contact:  
(404) 562-9191Ezequiel Velez  
Fax (404) 562-9163

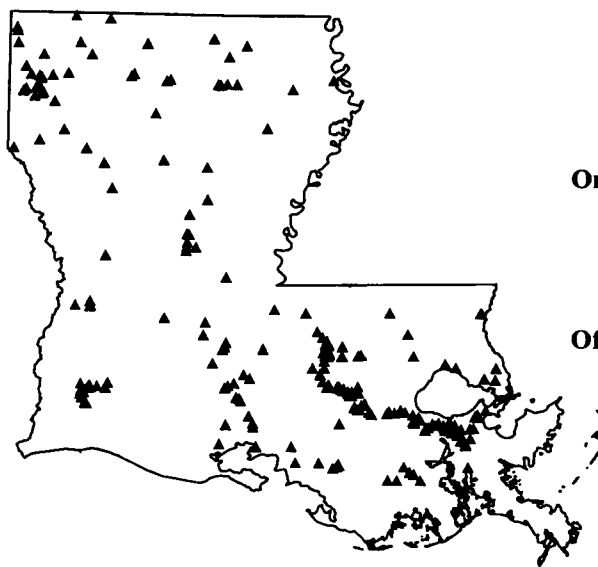
(202) 260-1531 Fax (202) 260-4659



## 1995 TOXICS RELEASE INVENTORY

# LOUISIANA

Population 4,338,072  
Total Facilities 314  
Total Forms 2,118  
Form As 159  
National Rank for Total Releases 2  
National Rank for Air/Water/Land Releases 2  
Transfers into State  
Rank 9  
Pounds 54,597,771  
Transfers out of State  
Rank 18  
Pounds 38,943,904



### Reported Releases and Waste Management Activities (pounds)

**On-site Releases** 172,259,192  
Air Emissions 84,841,485  
Surface Water Discharges 28,268,576  
Underground Injection 54,494,533  
Releases to Land 4,654,598

**On-site Waste Management** 1,863,490,788  
Recycling 722,620,966  
Energy Recovery 308,611,165  
Treatment 832,258,657

**Off-site Transfers for Further Waste Management** 77,724,509  
Recycling 52,716,144  
Energy Recovery 12,836,007  
Treatment 9,840,800  
Publicly Owned Treatment Works (POTWs) 44,015  
Disposal 2,287,543  
Other Off-site Transfers 0

### Top Five Chemicals for Total Releases

Chemical	Air Emissions Pounds	Surface Water Discharges Pounds	Under-ground Injection Pounds	Releases to Land Pounds	Total Releases Pounds
Ammonia	21,239,243	613,903	4,847,597	10,906	26,711,649
Methanol	16,065,357	340,255	5,660,169	231,688	22,297,469
Phosphoric acid	29,157	20,381,979	6,800	1,162,490	21,580,426
Nitrate compounds	0	6,338,585	6,758,000	12,519	13,109,104
Acetonitrile	24,526	583	11,003,500	0	11,028,609

### Top Five Chemicals for Air/Water/Land Releases

Chemical	Air Emissions Pounds	Surface Water Discharges Pounds	Releases to Land Pounds	Total Releases Pounds
Ammonia	21,239,243	613,903	10,906	21,864,052
Phosphoric acid	29,157	20,381,979	1,162,490	21,573,626
Methanol	16,065,357	340,255	231,688	16,637,300
Carbon disulfide	7,884,116	0	0	7,884,116
Nitrate compounds	0	6,338,585	12,519	6,351,104



## 1995 TOXICS RELEASE INVENTORY

# LOUISIANA

### Top Ten Facilities for Total Releases

Facility	City, County	Air Emissions Pounds	Surface Water Discharges Pounds	Underground Injection Pounds	Releases to Land Pounds	Total Releases Pounds
Cytec Ind. Inc.	Westwego, Jefferson	621,493	50,572	26,362,503	0	27,034,568
Arcadian Fertilizer L.P.	Geismar, Ascension	1,585,484	14,755,693	5	438,957	16,780,139
IMC-Agrico Co.	St. James, St James	6,659,245	4,660,020	0	393,628	11,712,893
Rubicon Inc.	Geismar, Ascension	698,612	214	7,736,350	0	8,435,176
Monsanto Co.	Luling, St Charles	66,321	234,050	5,397,660	0	5,698,031
CF Ind. Inc.	Donaldsonville, Ascension	4,958,095	610,605	0	0	5,568,700
Angus Chemical Co.	Sterlington, Ouachita	75,150	60,208	5,264,233	0	5,399,591
Cabot Corp.	Franklin, St Mary	4,744,921	0	0	0	4,744,921
Cabot Corp.	Ville Platte, Evangeline	4,204,100	0	0	0	4,204,100
Witco Corp.	Harvey, Jefferson	18,100	0	3,870,000	0	3,888,100

### Top Ten Facilities for Air/Water/Land Releases

Facility	City, County	Air Emissions Pounds	Surface Water Discharges Pounds	Releases to Land Pounds	Air/Water/Land Releases Pounds
Arcadian Fertilizer L.P.	Geismar, Ascension	1,585,484	14,755,693	438,957	16,780,134
IMC-Agrico Co.	St. James, St James	6,659,245	4,660,020	393,628	11,712,893
CF Ind. Inc.	Donaldsonville, Ascension	4,958,095	610,605	0	5,568,700
Cabot Corp.	Franklin, St Mary	4,744,921	0	0	4,744,921
Cabot Corp.	Ville Platte, Evangeline	4,204,100	0	0	4,204,100
Triad Chemical	Donaldsonville, Ascension	3,298,182	35,161	0	3,333,343
International Paper	Mansfield, De Soto	3,190,411	336	710	3,191,457
Exxon Chemical	Baton Rouge, East Baton Rouge	1,965,933	987,909	0	2,953,842
BASF Corp.	Geismar, Ascension	740,925	2,207,718	0	2,948,643
Degussa Corp.	Louisa, St Mary	2,570,000	0	0	2,570,000

**For More Information. . .**

**State Contact:**  
(504) 765-0737

Linda Brown  
Fax (504) 765-0742

**To obtain TRI data use assistance,  
call TRI User Support Service (TRI-US):**

**EPA Regional Contact:**  
(214) 665-8013

Warren Layne  
Fax (214) 665-7263

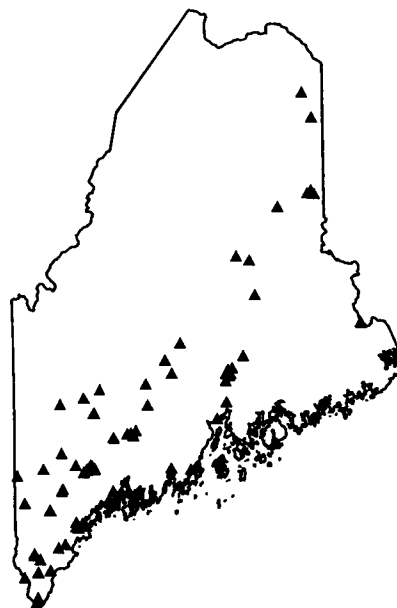
(202) 260-1531 Fax (202) 260-4659



## 1995 TOXICS RELEASE INVENTORY

# MAINE

Population	1,238,572
Total Facilities	92
Total Forms	325
Form As	38
National Rank for Total Releases	37
National Rank for Air/Water/Land Releases	36
Transfers into State	
Rank	50
Pounds	24,976
Transfers out of State	
Rank	41
Pounds	2,874,277



### Reported Releases and Waste Management Activities

(pounds)

<b>On-site Releases</b>	10,167,855
Air Emissions	9,242,209
Surface Water Discharges	610,781
Underground Injection	0
Releases to Land	314,865
<b>On-site Waste Management</b>	105,107,247
Recycling	9,953,975
Energy Recovery	11,646,066
Treatment	83,507,206
<b>Off-site Transfers for Further Waste Management</b>	5,040,802
Recycling	2,686,609
Energy Recovery	478,882
Treatment	376,017
Publicly Owned Treatment Works (POTWs)	164,308
Disposal	1,334,986
Other Off-site Transfers	0

### Top Five Chemicals for Total Releases

Chemical	Air Emissions Pounds	Surface Water Discharges Pounds	Under-ground Injection Pounds	Releases to Land Pounds	Total Releases Pounds
Methanol	3,252,592	197,000	0	23,121	3,472,713
Sulfuric acid	1,567,873	0	0	0	1,567,873
Hydrochloric acid	1,223,269	0	0	0	1,223,269
Ammonia	742,071	26,585	0	11	768,667
Chloroform	486,300	9,340	0	191	495,831

### Top Five Chemicals for Air/Water/Land Releases

Chemical	Air Emissions Pounds	Surface Water Discharges Pounds	Releases to Land Pounds	Total Releases Pounds
Methanol	3,252,592	197,000	23,121	3,472,713
Sulfuric acid	1,567,873	0	0	1,567,873
Hydrochloric acid	1,223,269	0	0	1,223,269
Ammonia	742,071	26,585	11	768,667
Chloroform	486,300	9,340	191	495,831



## 1995 TOXICS RELEASE INVENTORY

## MAINE

## Top Ten Facilities for Total Releases

Facility	City, County	Air Emissions Pounds	Surface Water Discharges Pounds	Underground Injection Pounds	Releases to Land Pounds	Total Releases Pounds
S. D. Warren Co.	Westbrook, Cumberland	1,196,553	57,922	0	16,000	1,270,475
S. D. Warren Co.	Skowhegan, Somerset	1,227,373	18,150	0	9,435	1,254,958
Boise Cascade Corp.	Rumford, Oxford	940,870	105,720	0	0	1,046,590
Georgia-Pacific Corp.	Woodland, Washington	935,755	59,890	0	9,267	1,004,912
International Paper	Jay, Franklin	747,719	11,777	0	2,913	762,409
Bowater/Great Northern Paper	Millinocket, Penobscot	629,750	131,650	0	0	761,400
Champion Intl. Corp.	Bucksport, Hancock	463,981	6,718	0	256,445	727,144
James River Corp.	Old Town, Penobscot	439,488	18,812	0	3,354	461,654
Bowater/Great Northern Paper	East Millinocket, Penobscot	110,773	173,455	0	0	284,228
Lincoln Pulp & Paper Co., Inc.	Lincoln, Penobscot	277,150	2,630	0	0	279,780

## Top Ten Facilities for Air/Water/Land Releases

Facility	City, County	Air Emissions Pounds	Surface Water Discharges Pounds	Releases to Land Pounds	Air/Water/Land Releases Pounds
S. D. Warren Co.	Westbrook, Cumberland	1,196,553	57,922	16,000	1,270,475
S. D. Warren Co.	Skowhegan, Somerset	1,227,373	18,150	9,435	1,254,958
Boise Cascade Corp.	Rumford, Oxford	940,870	105,720	0	1,046,590
Georgia-Pacific Corp.	Woodland, Washington	935,755	59,890	9,267	1,004,912
International Paper	Jay, Franklin	747,719	11,777	2,913	762,409
Bowater/Great Northern Paper	Millinocket, Penobscot	629,750	131,650	0	761,400
Champion Intl. Corp.	Bucksport, Hancock	463,981	6,718	256,445	727,144
James River Corp.	Old Town, Penobscot	439,488	18,812	3,354	461,654
Bowater/Great Northern Paper	East Millinocket, Penobscot	110,773	173,455	0	284,228
Lincoln Pulp & Paper Co., Inc.	Lincoln, Penobscot	277,150	2,630	0	279,780

## For More Information. . .

State Contact:  
(207)287-4080Rayna Leibowitz  
Fax (207)287-4079To obtain TRI data use assistance,  
call TRI User Support Service (TRI-US):EPA Regional Contact:  
(617)565-3230Dwight Peavey  
Fax (617)565-4939

(202)260-1531

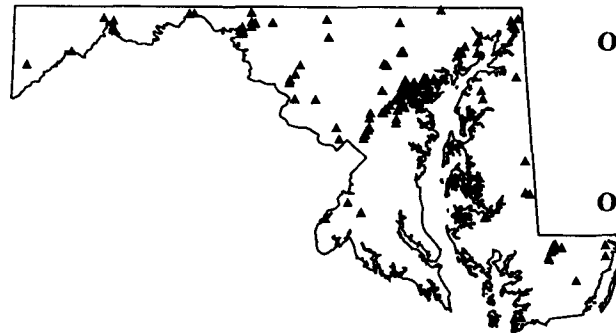
Fax (202)260-4659



# 1995 TOXICS RELEASE INVENTORY

# MARYLAND

Population	5,038,912
Total Facilities	194
Total Forms	610
Form As	74
National Rank for Total Releases	34
National Rank for Air/Water/Land Releases	34
Transfers into State	
Rank	28
Pounds	10,776,697
Transfers out of State	
Rank	31
Pounds	15,012,643



## Reported Releases and Waste Management Activities (pounds)

<b>On-site Releases</b>	13,321,893
Air Emissions	8,868,815
Surface Water Discharges	1,881,350
Underground Injection	0
Releases to Land	2,571,728
<b>On-site Waste Management</b>	63,748,081
Recycling	21,403,266
Energy Recovery	14,045,505
Treatment	28,299,310
<b>Off-site Transfers for Further Waste Management</b>	22,629,037
Recycling	10,983,751
Energy Recovery	1,551,273
Treatment	2,173,159
Publicly Owned Treatment Works (POTWs)	3,088,263
Disposal	4,832,591
Other Off-site Transfers	0

## Top Five Chemicals for Total Releases

Chemical	Air Emissions Pounds	Surface Water Discharges Pounds	Under-ground Injection Pounds	Releases to Land Pounds	Total Releases Pounds
Manganese compounds	32,606	190,332	0	2,172,625	2,395,563
Nitrate compounds	10	1,450,068	0	71,437	1,521,515
Carbonyl sulfide	1,461,000	0	0	0	1,461,000
Toluene	1,217,875	6	0	0	1,217,881
Methanol	944,317	0	0	0	944,317

## Top Five Chemicals for Air/Water/Land Releases

Chemical	Air Emissions Pounds	Surface Water Discharges Pounds	Releases to Land Pounds	Total Releases Pounds
Manganese compounds	32,606	190,332	2,172,625	2,395,563
Nitrate compounds	10	1,450,068	71,437	1,521,515
Carbonyl sulfide	1,461,000	0	0	1,461,000
Toluene	1,217,875	6	0	1,217,881
Methanol	944,317	0	0	944,317



## 1995 TOXICS RELEASE INVENTORY

## MARYLAND

## Top Ten Facilities for Total Releases

Facility	City, County	Air Emissions Pounds	Surface Water Discharges Pounds	Underground Injection Pounds	Releases to Land Pounds	Total Releases Pounds
SCM Chemicals	Baltimore, Baltimore City	1,220,015	150,029	0	1,320,000	2,690,044
Westvaco Corp.	Luke, Allegany	1,482,300	0	0	0	1,482,300
Bethlehem Steel Corp.	Sparrows Point, Baltimore	154,600	229,440	0	979,100	1,363,140
W.R. Grace & Co.	Baltimore, Baltimore City	215,653	1,120,787	0	0	1,336,440
Quebecor Printing Memphis Inc.	Glen Burnie, Anne Arundel	1,010,047	0	0	0	1,010,047
General Motors Corp.	Baltimore, Baltimore City	511,470	2,320	0	0	513,790
International Paper Co.	Odenton, Anne Arundel	382,930	0	0	0	382,930
Eastalco Aluminum Co.	Frederick, Frederick	371,065	10	0	5	371,080
Cytac Ind. Inc.	Havre De Grace, Harford	290,693	0	0	0	290,693
Perdue Farms Inc.	Salisbury, Wicomico	265,092	0	0	0	265,092

## Top Ten Facilities for Air/Water/Land Releases

Facility	City, County	Air Emissions Pounds	Surface Water Discharges Pounds	Releases to Land Pounds	Air/Water/Land Releases Pounds
SCM Chemicals	Baltimore, Baltimore City	1,220,015	150,029	1,320,000	2,690,044
Westvaco Corp.	Luke, Allegany	1,482,300	0	0	1,482,300
Bethlehem Steel Corp.	Sparrows Point, Baltimore	154,600	229,440	979,100	1,363,140
W.R. Grace & Co.	Baltimore, Baltimore City	215,653	1,120,787	0	1,336,440
Quebecor Printing Memphis Inc.	Glen Burnie, Anne Arundel	1,010,047	0	0	1,010,047
General Motors Corp.	Baltimore, Baltimore City	511,470	2,320	0	513,790
International Paper Co.	Odenton, Anne Arundel	382,930	0	0	382,930
Eastalco Aluminum Co.	Frederick, Frederick	371,065	10	5	371,080
Cytac Ind. Inc.	Havre De Grace, Harford	290,693	0	0	290,693
Perdue Farms Inc.	Salisbury, Wicomico	265,092	0	0	265,092

## For More Information. . .

State Contact:  
(410) 631-3800Patricia Williams  
Fax (410) 631-3873To obtain TRI data use assistance,  
call TRI User Support Service (TRI-US):EPA Regional Contact:  
(215) 566-2072Bill Reilly  
Fax (215) 566-2101

(202) 260-1531

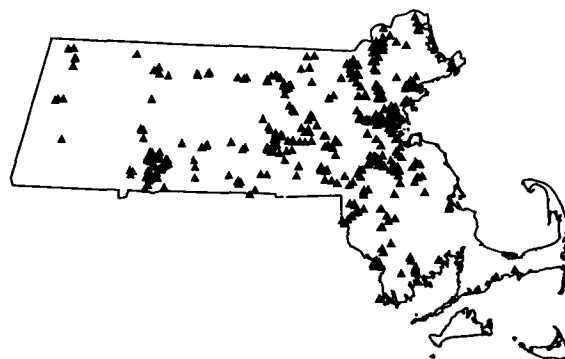
Fax (202) 260-4659



# 1995 TOXICS RELEASE INVENTORY

# MASSACHUSETTS

Population	6,071,078
Total Facilities	509
Total Forms	1,424
Form As	125
National Rank for Total Releases	41
National Rank for Air/Water/Land Releases	40
Transfers into State	
Rank	31
Pounds	9,477,148
Transfers out of State	
Rank	25
Pounds	26,458,010



## Reported Releases and Waste Management Activities (pounds)

<b>On-site Releases</b>	8,141,053
Air Emissions	7,996,222
Surface Water Discharges	116,200
Underground Injection	0
Releases to Land	28,631
<b>On-site Waste Management</b>	62,573,228
Recycling	25,790,495
Energy Recovery	7,836,421
Treatment	28,946,312
<b>Off-site Transfers for Further Waste Management</b>	45,743,843
Recycling	26,684,031
Energy Recovery	6,079,182
Treatment	5,605,727
Publicly Owned Treatment Works (POTWs)	6,112,395
Disposal	1,261,503
Other Off-site Transfers	1,005

## Top Five Chemicals for Total Releases

Chemical	Air Emissions Pounds	Surface Water Discharges Pounds	Under-ground Injection Pounds	Releases to Land Pounds	Total Releases Pounds
Toluene	1,904,491	0	0	0	1,904,491
Dichloromethane	988,988	0	0	0	988,988
Methyl ethyl ketone	933,246	3	0	0	933,249
Trichloroethylene	678,913	10	0	0	678,923
Methanol	428,950	3,700	0	400	433,050

## Top Five Chemicals for Air/Water/Land Releases

Chemical	Air Emissions Pounds	Surface Water Discharges Pounds	Releases to Land Pounds	Total Releases Pounds
Toluene	1,904,491	0	0	1,904,491
Dichloromethane	988,988	0	0	988,988
Methyl ethyl ketone	933,246	3	0	933,249
Trichloroethylene	678,913	10	0	678,923
Methanol	428,950	3,700	400	433,050





## 1995 TOXICS RELEASE INVENTORY

## MASSACHUSETTS

## Top Ten Facilities for Total Releases

Facility	City, County	Air Emissions Pounds	Surface Water Discharges Pounds	Underground Injection Pounds	Releases to Land Pounds	Total Releases Pounds
Plymouth Rubber Co. Inc.	Canton, Norfolk	480,000	0	0	0	480,000
Rexham Graphics Inc.	South Hadley, Hampshire	461,212	5	0	0	461,217
Crown Cork & Seal Co. Inc.	Lawrence, Essex	354,943	0	0	0	354,943
Globe Mfg. Co.	Fall River, Bristol	312,368	0	0	0	312,368
Crest Foam	Newburyport, Essex	304,654	0	0	0	304,654
Electronic Concepts Inc.	Lee, Berkshire	280,717	0	0	0	280,717
Aerovox Inc.	New Bedford, Bristol	203,520	5	0	0	203,525
Polaroid Corp.	Waltham, Middlesex	185,135	3	0	0	185,138
Polyfibron Techs. Inc.	Adams, Berkshire	176,700	0	0	0	176,700
Dennison Mfg. Co.	Framingham, Middlesex	174,384	0	0	0	174,384

## Top Ten Facilities for Air/Water/Land Releases

Facility	City, County	Air Emissions Pounds	Surface Water Discharges Pounds	Releases to Land Pounds	Air/Water/Land Releases Pounds
Plymouth Rubber Co. Inc.	Canton, Norfolk	480,000	0	0	480,000
Rexham Graphics Inc.	South Hadley, Hampshire	461,212	5	0	461,217
Crown Cork & Seal Co. Inc.	Lawrence, Essex	354,943	0	0	354,943
Globe Mfg. Co.	Fall River, Bristol	312,368	0	0	312,368
Crest Foam	Newburyport, Essex	304,654	0	0	304,654
Electronic Concepts Inc.	Lee, Berkshire	280,717	0	0	280,717
Aerovox Inc.	New Bedford, Bristol	203,520	5	0	203,525
Polaroid Corp.	Waltham, Middlesex	185,135	3	0	185,138
Polyfibron Techs. Inc.	Adams, Berkshire	176,700	0	0	176,700
Dennison Mfg. Co.	Framingham, Middlesex	174,384	0	0	174,384

## For More Information. . .

State Contact:  
(617) 574-6820William T. Panos  
Fax (617) 292-5578To obtain TRI data use assistance,  
call TRI User Support Service (TRI-US):EPA Regional Contact:  
(617) 565-3230Dwight Peavey  
Fax (617) 565-4939

(202) 260-1531

Fax (202) 260-4659



## 1995 TOXICS RELEASE INVENTORY

# MICHIGAN

Population	9,537,948
Total Facilities	903
Total Forms	3,303
Form As	208
National Rank for Total Releases	11
National Rank for Air/Water/Land Releases	10
Transfers into State	
Rank	5
Pounds	105,940,138
Transfers out of State	
Rank	3
Pounds	102,480,209



### Reported Releases and Waste Management Activities

(pounds)

<b>On-site Releases</b>	75,263,953
Air Emissions	62,996,379
Surface Water Discharges	653,999
Underground Injection**	7,566,827
Releases to Land	4,046,748
<b>On-site Waste Management</b>	424,486,364
Recycling	174,537,226
Energy Recovery	109,196,799
Treatment	140,752,339
<b>Off-site Transfers for Further Waste Management</b>	239,922,589
Recycling	112,624,083
Energy Recovery	66,466,971
Treatment	20,167,166
Publicly Owned Treatment Works (POTWs)	11,244,415
Disposal	29,418,954
Other Off-site Transfers	1,000

### Top Five Chemicals for Total Releases

Chemical	Air Emissions Pounds	Surface Water Discharges Pounds	Under-ground Injection Pounds	Releases to Land Pounds	Total Releases Pounds
*Hydrochloric acid	15,044,554	0	102,063	0	15,146,617
**Methanol	4,923,174	202,281	5,820,000	8,436	10,953,891
Xylene (mixed isomers)	10,088,940	48	0	0	10,088,988
Toluene	7,864,890	458	9,100	14	7,874,462
Glycol ethers	3,459,464	566	0	0	3,460,030

### Top Five Chemicals for Air/Water/Land Releases

Chemical	Air Emissions Pounds	Surface Water Discharges Pounds	Releases to Land Pounds	Total Releases Pounds
Hydrochloric acid	15,044,554	0	0	15,044,554
Xylene (mixed isomers)	10,088,940	48	0	10,088,988
Toluene	7,864,890	458	14	7,865,362
Methanol	4,923,174	202,281	8,436	5,133,891
Glycol ethers	3,459,464	566	0	3,460,030

\* Effective with the 1995 reporting year, the listing for hydrochloric acid was modified to include only acid aerosol forms. Reported releases of hydrochloric acid to water, land, and underground injection are unlikely to be acid aerosol forms and therefore probably represent misreporting.

\*\*A revision from one facility which increased its underground injection from 10,000,000 to 5,820,000 pounds.



# 1995 TOXICS RELEASE INVENTORY

# MICHIGAN

## Top Ten Facilities for Total Releases

Facility	City, County	Air Emissions Pounds	Surface Water Discharges Pounds	Underground Injection Pounds	Releases to Land Pounds	Total Releases Pounds
Lafarge Corp.	Alpena, Alpena	12,746,262	0	0	0	12,746,262
Pharmacia & Upjohn Co.	Portage, Kalamazoo	1,104,640	128,550	7,074,000	0	8,307,190
American Tape Co.	Marysville, St Clair	2,922,269	0	0	0	2,922,269
General Motors Corp.	Saginaw, Saginaw	255,010	0	0	2,454,754	2,709,764
Ford Motor Co.	Wayne, Wayne	1,904,922	0	0	0	1,904,922
General Motors Corp.	Detroit, Wayne	1,621,201	0	0	0	1,621,201
Autoalliance Intl. Inc.	Flat Rock, Wayne	1,362,052	8,452	0	0	1,370,504
Custom Papers Group Inc.	Rochester, Oakland	1,260,115	0	0	0	1,260,115
Dow Chemical USA	Midland, Midland	1,160,115	48,274	0	20,240	1,228,629
General Motors Truck Group	Pontiac, Oakland	1,148,220	0	0	250	1,148,470

## Top Ten Facilities for Air/Water/Land Releases

Facility	City, County	Air Emissions Pounds	Surface Water Discharges Pounds	Releases to Land Pounds	Air/Water/Land Releases Pounds
Lafarge Corp.	Alpena, Alpena	12,746,262	0	0	12,746,262
American Tape Co.	Marysville, St Clair	2,922,269	0	0	2,922,269
General Motors Corp.	Saginaw, Saginaw	255,010	0	2,454,754	2,709,764
Ford Motor Co.	Wayne, Wayne	1,904,922	0	0	1,904,922
General Motors Corp.	Detroit, Wayne	1,621,201	0	0	1,621,201
Autoalliance Intl. Inc.	Flat Rock, Wayne	1,362,052	8,452	0	1,370,504
Custom Papers Group Inc.	Rochester, Oakland	1,260,115	0	0	1,260,115
Pharmacia & Upjohn Co.	Portage, Kalamazoo	1,104,640	128,550	0	1,233,190
Dow Chemical USA	Midland, Midland	1,160,115	48,274	20,240	1,228,629
General Motors Truck Group	Pontiac, Oakland	1,148,220	0	250	1,148,470

## For More Information. . .

State Contact:  
(517)373-8481

Robert Jackson  
Fax (517)335-4729

To obtain TRI data use assistance,  
call TRI User Support Service (TRI-US):

EPA Regional Contact:  
(312)886-6219

Thelma Codina  
Fax (312)353-4342

(202)260-1531 Fax (202)260-4659

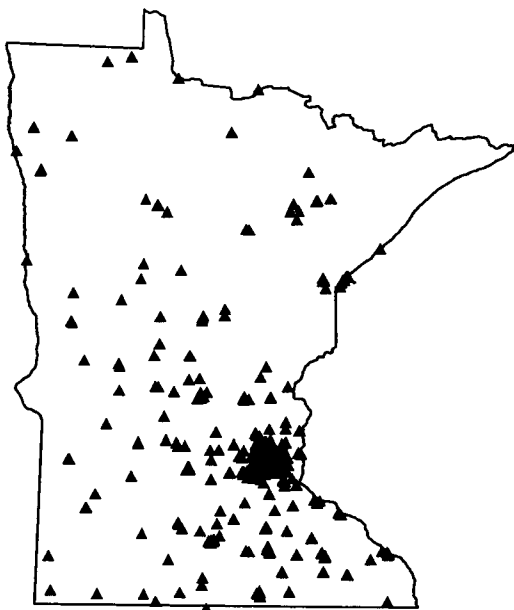
Copper Range Co. in White Pine was Michigan's tenth largest facility for both total and air/water/land releases reported to TRI in 1995, with 1,210,650 pounds (none to underground injection). Copper Range does not appear in the top 10 lists because it indicated that it is not a covered facility (currently, only manufacturing facilities and federal facilities are required to report under EPCRA section 312).



## 1995 TOXICS RELEASE INVENTORY

# MINNESOTA

Population	4,614,613
Total Facilities	493
Total Forms	1,340
Form As	142
National Rank for Total Releases	30
National Rank for Air/Water/Land Releases	29
Transfers into State	
Rank	27
Pounds	12,081,770
Transfers out of State	
Rank	34
Pounds	13,953,104



### Reported Releases and Waste Management Activities (pounds)

<b>On-site Releases</b>	22,459,624
Air Emissions	21,559,433
Surface Water Discharges	375,055
Underground Injection	0
Releases to Land	525,136
<b>On-site Waste Management</b>	211,325,413
Recycling	151,128,713
Energy Recovery	25,578,864
Treatment	34,617,836
<b>Off-site Transfers for Further Waste Management</b>	33,744,191
Recycling	21,179,660
Energy Recovery	2,569,785
Treatment	876,267
Publicly Owned Treatment Works (POTWs)	7,691,857
Disposal	1,426,322
Other Off-site Transfers	300

### Top Five Chemicals for Total Releases

Chemical	Air Emissions Pounds	Surface Water Discharges Pounds	Underground Injection Pounds	Releases to Land Pounds	Total Releases Pounds
Toluene	3,244,084	59	0	0	3,244,143
n-Hexane	3,105,215	794	0	250	3,106,259
Xylene (mixed isomers)	2,283,351	73	0	50	2,283,474
Methanol	2,082,045	142,650	0	2,400	2,227,095
Ammonia	1,764,613	115,368	0	32,278	1,912,259

### Top Five Chemicals for Air/Water/Land Releases

Chemical	Air Emissions Pounds	Surface Water Discharges Pounds	Releases to Land Pounds	Total Releases Pounds
Toluene	3,244,084	59	0	3,244,143
n-Hexane	3,105,215	794	250	3,106,259
Xylene (mixed isomers)	2,283,351	73	50	2,283,474
Methanol	2,082,045	142,650	2,400	2,227,095
Ammonia	1,764,613	115,368	32,278	1,912,259



## 1995 TOXICS RELEASE INVENTORY

## MINNESOTA

## Top Ten Facilities for Total Releases

Facility	City, County	Air Emissions Pounds	Surface Water Discharges Pounds	Underground Injection Pounds	Releases to Land Pounds	Total Releases Pounds
3M Tape Mfg. Plant	Hutchinson, McLeod	2,026,784	0	0	0	2,026,784
Honeybead Prods. Co.	Mankato, Blue Earth	1,100,000	0	0	250	1,100,250
Boise Cascade Corp.	International Falls, Koochiching	628,233	239,900	0	2,589	870,722
Ford Motor Co.	Saint Paul, Ramsey	851,380	0	0	0	851,380
Koch Refining Co. L.P.	Rosemount, Dakota	739,841	41,998	0	0	781,839
Southern Minnesota Beet Sugar	Renville, Renville	778,305	0	0	1,766	780,071
ADM	Mankato, Blue Earth	742,000	0	0	0	742,000
3M	Saint Paul, Ramsey	665,295	0	0	0	665,295
ADM	Red Wing, Goodhue	539,685	0	0	0	539,685
North Star Recycling	Saint Paul, Ramsey	0	0	0	457,900	457,900

## Top Ten Facilities for Air/Water/Land Releases

Facility	City, County	Air Emissions Pounds	Surface Water Discharges Pounds	Releases to Land Pounds	Air/Water/Land Releases Pounds
3M Tape Mfg. Plant	Hutchinson, McLeod	2,026,784	0	0	2,026,784
Honeybead Prods. Co.	Mankato, Blue Earth	1,100,000	0	250	1,100,250
Boise Cascade Corp.	International Falls, Koochiching	628,233	239,900	2,589	870,722
Ford Motor Co.	Saint Paul, Ramsey	851,380	0	0	851,380
Koch Refining Co. L.P.	Rosemount, Dakota	739,841	41,998	0	781,839
Southern Minnesota Beet Sugar	Renville, Renville	778,305	0	1,766	780,071
ADM	Mankato, Blue Earth	742,000	0	0	742,000
3M	Saint Paul, Ramsey	665,295	0	0	665,295
ADM	Red Wing, Goodhue	539,685	0	0	539,685
North Star Recycling	Saint Paul, Ramsey	0	0	457,900	457,900

For More Information. . .

State Contact:  
(612) 282-5396John Chikkala  
Fax (612) 296-0459To obtain TRI data use assistance,  
call TRI User Support Service (TRI-US):EPA Regional Contact:  
(312) 886-6219Thelma Codina  
Fax (312) 353-4342

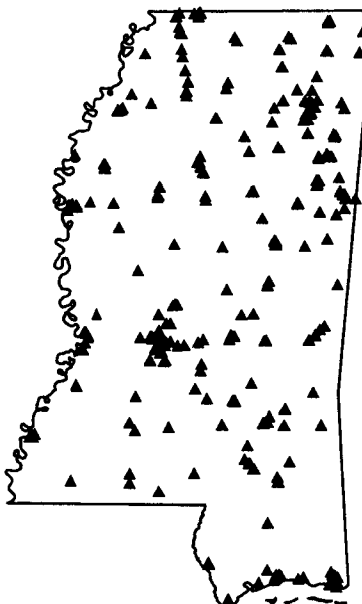
(202) 260-1531 Fax (202) 260-4659



# 1995 TOXICS RELEASE INVENTORY

# MISSISSIPPI

Population	2,696,183
Total Facilities	322
Total Forms	1,086
Form As	99
National Rank for Total Releases	12
National Rank for Air/Water/Land Releases	12
Transfers into State	
Rank	42
Pounds	1,072,916
Transfers out of State	
Rank	22
Pounds	36,180,454



## Reported Releases and Waste Management Activities (pounds)

<b>On-site Releases</b>	56,755,254
Air Emissions	44,048,247
Surface Water Discharges	8,373,840
Underground Injection	82,251
Releases to Land	4,250,916
<b>On-site Waste Management</b>	389,748,927
Recycling	252,652,882
Energy Recovery	33,382,226
Treatment	103,713,819
<b>Off-site Transfers for Further Waste Management</b>	42,661,551
Recycling	32,918,871
Energy Recovery	3,361,417
Treatment	1,959,295
Publicly Owned Treatment Works (POTWs)	767,536
Disposal	1,801,727
Other Off-site Transfers	1,852,705

## Top Five Chemicals for Total Releases

Chemical	Air Emissions Pounds	Surface Water Discharges Pounds	Underground Injection Pounds	Releases to Land Pounds	Total Releases Pounds
Nitrate compounds	15,311	7,816,247	0	5	7,831,563
Methanol	7,706,661	104,005	0	6,300	7,816,966
Toluene	5,509,266	8,631	3,631	340	5,521,868
Ammonia	5,143,115	227,535	0	87,005	5,457,655
Dichloromethane	3,970,038	1	0	0	3,970,039

## Top Five Chemicals for Air/Water/Land Releases

Chemical	Air Emissions Pounds	Surface Water Discharges Pounds	Releases to Land Pounds	Total Releases Pounds
Nitrate compounds	15,311	7,816,247	5	7,831,563
Methanol	7,706,661	104,005	6,300	7,816,966
Toluene	5,509,266	8,631	340	5,518,237
Ammonia	5,143,115	227,535	87,005	5,457,655
Dichloromethane	3,970,038	1	0	3,970,039



## 1995 TOXICS RELEASE INVENTORY

## MISSISSIPPI

## Top Ten Facilities for Total Releases

Facility	City, County	Air Emissions Pounds	Surface Water Discharges Pounds	Underground Injection Pounds	Releases to Land Pounds	Total Releases Pounds
Vicksburg Chemical Co.	Vicksburg, Warren	117,173	7,223,960	0	0	7,341,133
Kerr-Mcgee Chemical Corp.	Hamilton, Monroe	203,006	35,230	0	4,041,000	4,279,236
Mississippi Chemical Corp.	Yazoo City, Yazoo	2,629,768	606,923	0	0	3,236,691
Georgia-Pacific Corp.	Monticello, Lawrence	2,945,252	128,679	0	33,600	3,107,531
Gencorp	Columbus, Lowndes	2,761,000	15	0	0	2,761,015
International Paper	Natchez, Adams	2,172,074	93,632	0	6,388	2,272,094
Chevron Prods. Co.	Pascagoula, Jackson	2,087,244	61,853	0	2,162	2,151,259
Du Pont	Pass Christian, Harrison	1,953,250	0	0	0	1,953,250
International Paper	Redwood, Warren	1,688,151	10,350	0	0	1,698,501
World Color	Corinth, Alcorn	1,633,920	0	0	0	1,633,920

## Top Ten Facilities for Air/Water/Land Releases

Facility	City, County	Air Emissions Pounds	Surface Water Discharges Pounds	Releases to Land Pounds	Air/Water/Land Releases Pounds
Vicksburg Chemical Co.	Vicksburg, Warren	117,173	7,223,960	0	7,341,133
Kerr-Mcgee Chemical Corp.	Hamilton, Monroe	203,006	35,230	4,041,000	4,279,236
Mississippi Chemical Corp.	Yazoo City, Yazoo	2,629,768	606,923	0	3,236,691
Georgia-Pacific Corp.	Monticello, Lawrence	2,945,252	128,679	33,600	3,107,531
Gencorp	Columbus, Lowndes	2,761,000	15	0	2,761,015
International Paper	Natchez, Adams	2,172,074	93,632	6,388	2,272,094
Chevron Prods. Co.	Pascagoula, Jackson	2,087,244	61,853	2,162	2,151,259
Du Pont	Pass Christian, Harrison	1,953,250	0	0	1,953,250
International Paper	Redwood, Warren	1,688,151	10,350	0	1,698,501
World Color	Corinth, Alcorn	1,633,920	0	0	1,633,920

## For More Information. . .

State Contact:  
(601) 960-9000John David Burns  
Fax (601) 352-8314To obtain TRI data use assistance,  
call TRI User Support Service (TRI-US):EPA Regional Contact:  
(404) 562-9191Ezequiel Velez  
Fax (404) 562-9163

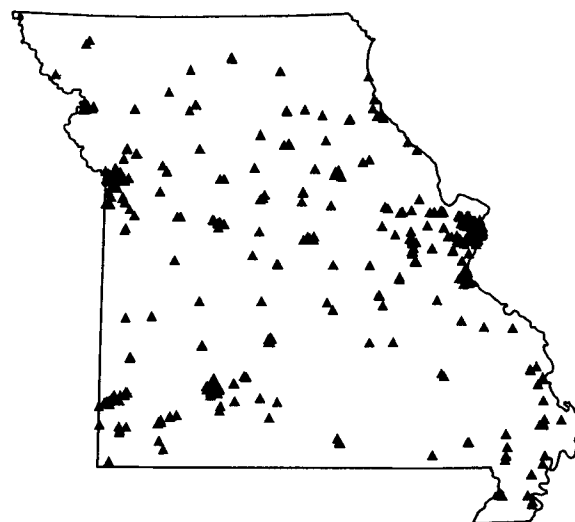
(202) 260-1531 Fax (202) 260-4659



## 1995 TOXICS RELEASE INVENTORY

# MISSOURI

Population	5,319,335
Total Facilities	568
Total Forms	1,902
Form As	176
National Rank for Total Releases	17
National Rank for Air/Water/Land Releases	17
Transfers into State	
Rank	6
Pounds	93,803,040
Transfers out of State	
Rank	14
Pounds	47,461,782



### Reported Releases and Waste Management Activities

(pounds)

<b>On-site Releases</b>	49,646,866
Air Emissions	31,778,685
Surface Water Discharges	3,282,973
Underground Injection	0
Releases to Land	14,585,208
<b>On-site Waste Management</b>	1,356,811,368
Recycling	1,185,630,783
Energy Recovery	94,009,432
Treatment	77,171,153
<b>Off-site Transfers for Further Waste Management</b>	102,543,380
Recycling	57,354,293
Energy Recovery	25,388,101
Treatment	9,012,053
Publicly Owned Treatment Works (POTWs)	7,018,899
Disposal	3,763,234
Other Off-site Transfers	6,800

### Top Five Chemicals for Total Releases

Chemical	Air Emissions Pounds	Surface Water Discharges Pounds	Under-ground Injection Pounds	Releases to Land Pounds	Total Releases Pounds
Zinc compounds	164,995	954	0	6,172,605	6,338,554
Xylene (mixed isomers)	4,895,684	0	0	250	4,895,934
Zinc (fume or dust)	10,947	12	0	4,250,259	4,261,218
Methyl ethyl ketone	2,968,234	500	0	0	2,968,734
n-Hexane	2,956,701	0	0	0	2,956,701

### Top Five Chemicals for Air/Water/Land Releases

Chemical	Air Emissions Pounds	Surface Water Discharges Pounds	Releases to Land Pounds	Total Releases Pounds
Zinc compounds	164,995	954	6,172,605	6,338,554
Xylene (mixed isomers)	4,895,684	0	250	4,895,934
Zinc (fume or dust)	10,947	12	4,250,259	4,261,218
Methyl ethyl ketone	2,968,234	500	0	2,968,734
n-Hexane	2,956,701	0	0	2,956,701





## 1995 TOXICS RELEASE INVENTORY

# MISSOURI

### Top Ten Facilities for Total Releases

Facility	City, County	Air Emissions Pounds	Surface Water Discharges Pounds	Underground Injection Pounds	Releases to Land Pounds	Total Releases Pounds
Doe Run Co.	Herculaneum, Jefferson	236,823	1,070	0	7,868,740	8,106,633
Asarco Inc.	Annapolis, Iron	391,398	44	0	6,134,355	6,525,797
Ford Motor Co.	Claycomo, Clay	2,160,536	0	0	0	2,160,536
Missouri Chemical Works	Louisiana, Pike	2,081,760	0	0	0	2,081,760
Ford Motor Co.	Hazelwood, St Louis	2,056,688	0	0	0	2,056,688
Dow Chemical Co.	Pevely, Jefferson	1,769,591	0	0	0	1,769,591
Ag Processing Inc.	Saint Joseph, Buchanan	1,072,470	5	0	0	1,072,475
Dyno Nobel Inc.	Carthage, Jasper	1,165	1,003,280	0	0	1,004,445
Dyno Nobel Inc.	Louisiana, Pike	194,800	783,000	0	0	977,800
ICI Explosives USA Inc.	Joplin, Jasper	297,465	676,750	0	10	974,225

### Top Ten Facilities for Air/Water/Land Releases

Facility	City, County	Air Emissions Pounds	Surface Water Discharges Pounds	Releases to Land Pounds	Air/Water/Land Releases Pounds
Doe Run Co.	Herculaneum, Jefferson	236,823	1,070	7,868,740	8,106,633
Asarco Inc.	Annapolis, Iron	391,398	44	6,134,355	6,525,797
Ford Motor Co.	Claycomo, Clay	2,160,536	0	0	2,160,536
Missouri Chemical Works	Louisiana, Pike	2,081,760	0	0	2,081,760
Ford Motor Co.	Hazelwood, St Louis	2,056,688	0	0	2,056,688
Dow Chemical Co.	Pevely, Jefferson	1,769,591	0	0	1,769,591
Ag Processing Inc.	Saint Joseph, Buchanan	1,072,470	5	0	1,072,475
Dyno Nobel Inc.	Carthage, Jasper	1,165	1,003,280	0	1,004,445
Dyno Nobel Inc.	Louisiana, Pike	194,800	783,000	0	977,800
ICI Explosives USA Inc.	Joplin, Jasper	297,465	676,750	10	974,225

### For More Information. . .

State Contact:  
(573) 526-6627

Eugene Nickel  
Fax (573) 526-5808

To obtain TRI data use assistance,  
call TRI User Support Service (TRI-US):

EPA Regional Contact:  
(913) 551-7020

Jim Hirtz  
Fax (913) 551-7065

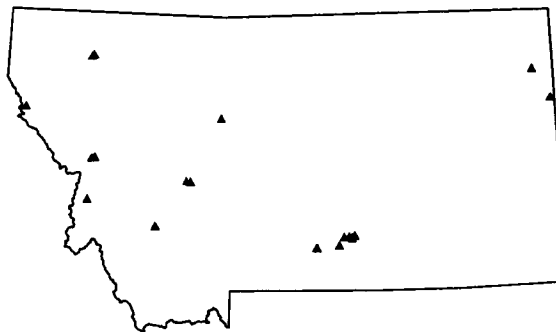
(202) 260-1531 Fax (202) 260-4659



## 1995 TOXICS RELEASE INVENTORY

# MONTANA

Population	870,351
Total Facilities	27
Total Forms	154
Form As	11
National Rank for Total Releases	18
National Rank for Air/Water/Land Releases	18
Transfers into State	
Rank	23
Pounds	18,020,139
Transfers out of State	
Rank	49
Pounds	224,563



### Reported Releases and Waste Management Activities (pounds)

<b>On-site Releases</b>	43,891,840
Air Emissions	4,374,595
Surface Water Discharges	96,659
Underground Injection	0
Releases to Land	39,420,586
<b>On-site Waste Management</b>	78,182,376
Recycling	48,850,536
Energy Recovery	17,286,366
Treatment	12,045,474
<b>Off-site Transfers for Further Waste Management</b>	233,970
Recycling	139,551
Energy Recovery	20,852
Treatment	34,269
Publicly Owned Treatment Works (POTWs)	992
Disposal	38,306
Other Off-site Transfers	0

### Top Five Chemicals for Total Releases

Chemical	Air Emissions Pounds	Surface Water Discharges Pounds	Under-ground Injection Pounds	Releases to Land Pounds	Total Releases Pounds
Zinc compounds	36,464	92	0	31,068,321	31,104,877
Lead compounds	40,809	290	0	3,994,634	4,035,733
Manganese compounds	1,526	0	0	2,009,015	2,010,541
Copper compounds	9,374	73	0	1,697,399	1,706,846
Methanol	1,586,933	79,575	0	310	1,666,818

### Top Five Chemicals for Air/Water/Land Releases

Chemical	Air Emissions Pounds	Surface Water Discharges Pounds	Releases to Land Pounds	Total Releases Pounds
Zinc compounds	36,464	92	31,068,321	31,104,877
Lead compounds	40,809	290	3,994,634	4,035,733
Manganese compounds	1,526	0	2,009,015	2,010,541
Copper compounds	9,374	73	1,697,399	1,706,846
Methanol	1,586,933	79,575	310	1,666,818



## 1995 TOXICS RELEASE INVENTORY

# MONTANA

### Top Ten Facilities for Total Releases

Facility	City, County	Air Emissions Pounds	Surface Water Discharges Pounds	Underground Injection Pounds	Releases to Land Pounds	Total Releases Pounds
Asarco Inc.	East Helena, Lewis and Clark	112,426	513	0	39,404,575	39,517,514
Stone Container Corp.	Missoula, Missoula	1,873,999	85,674	0	316	1,959,989
Columbia Falls Aluminum Co.	Columbia Falls, Flathead	453,684	500	0	0	454,184
Svo Specialty Prods. Inc.	Culbertson, Roosevelt	390,000	0	0	5	390,005
Plum Creek Mfg. L.P.	Columbia Falls, Flathead	315,000	0	0	250	315,250
Cenex Refinery	Laurel, Yellowstone	224,265	285	0	525	225,075
Holly Sugar Corp.	Sidney, Richland	199,000	0	0	8,000	207,000
Louisiana-Pacific Corp.	Missoula, Missoula	184,791	50	0	0	184,841
Exxon Billings Refinery	Billings, Yellowstone	118,226	7,251	0	70	125,547
Conoco Inc.	Billings, Yellowstone	99,744	636	0	0	100,380

### Top Ten Facilities for Air/Water/Land Releases

Facility	City, County	Air Emissions Pounds	Surface Water Discharges Pounds	Releases to Land Pounds	Air/Water/Land Releases Pounds
Asarco Inc.	East Helena, Lewis and Clark	112,426	513	39,404,575	39,517,514
Stone Container Corp.	Missoula, Missoula	1,873,999	85,674	316	1,959,989
Columbia Falls Aluminum Co.	Columbia Falls, Flathead	453,684	500	0	454,184
Svo Specialty Prods. Inc.	Culbertson, Roosevelt	390,000	0	5	390,005
Plum Creek Mfg. L.P.	Columbia Falls, Flathead	315,000	0	250	315,250
Cenex Refinery	Laurel, Yellowstone	224,265	285	525	225,075
Holly Sugar Corp.	Sidney, Richland	199,000	0	8,000	207,000
Louisiana-Pacific Corp.	Missoula, Missoula	184,791	50	0	184,841
Exxon Billings Refinery	Billings, Yellowstone	118,226	7,251	70	125,547
Conoco Inc.	Billings, Yellowstone	99,744	636	0	100,380

**For More Information. . .**

**State Contact:**  
(406) 444-2544

Tom Ellerhoff  
Fax (406) 444-4386

**To obtain TRI data use assistance,  
call TRI User Support Service (TRI-US):**

**EPA Regional Contact:**  
(303) 312-6028

Bruce Cooper  
Fax (303) 312-6044

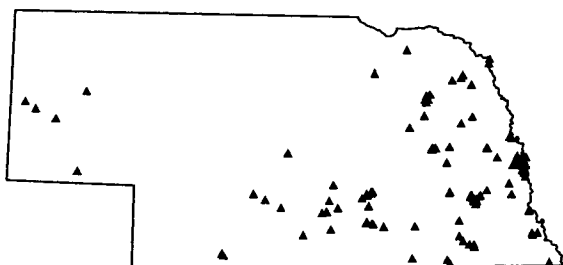
(202) 260-1531 Fax (202) 260-4659



## 1995 TOXICS RELEASE INVENTORY

# NEBRASKA

Population	1,639,213
Total Facilities	164
Total Forms	490
Form As	64
National Rank for Total Releases	36
National Rank for Air/Water/Land Releases	35
Transfers into State	
Rank	38
Pounds	3,093,329
Transfers out of State	
Rank	26
Pounds	26,029,161



### Reported Releases and Waste Management Activities (pounds)

<b>On-site Releases</b>	10,957,989
Air Emissions	10,014,706
Surface Water Discharges	283,104
Underground Injection	0
Releases to Land	660,179
<b>On-site Waste Management</b>	19,847,114
Recycling	9,917,435
Energy Recovery	2,273,732
Treatment	7,655,947
<b>Off-site Transfers for Further Waste Management</b>	36,102,061
Recycling	31,002,181
Energy Recovery	644,319
Treatment	332,644
Publicly Owned Treatment Works (POTWs)	380,366
Disposal	3,742,551
Other Off-site Transfers	0

### Top Five Chemicals for Total Releases

Chemical	Air Emissions Pounds	Surface Water Discharges Pounds	Underground Injection Pounds	Releases to Land Pounds	Total Releases Pounds
Toluene	2,717,123	610	0	0	2,717,733
Ammonia	1,475,532	221,215	0	407,180	2,103,927
Xylene (mixed isomers)	1,397,093	5	0	3,600	1,400,698
n-Hexane	1,202,002	0	0	0	1,202,002
Methyl ethyl ketone	743,740	5	0	0	743,745

### Top Five Chemicals for Air/Water/Land Releases

Chemical	Air Emissions Pounds	Surface Water Discharges Pounds	Releases to Land Pounds	Total Releases Pounds
Toluene	2,717,123	610	0	2,717,733
Ammonia	1,475,532	221,215	407,180	2,103,927
Xylene (mixed isomers)	1,397,093	5	3,600	1,400,698
n-Hexane	1,202,002	0	0	1,202,002
Methyl ethyl ketone	743,740	5	0	743,745



## 1995 TOXICS RELEASE INVENTORY

## NEBRASKA

## Top Ten Facilities for Total Releases

Facility	City, County	Air Emissions Pounds	Surface Water Discharges Pounds	Underground Injection Pounds	Releases to Land Pounds	Total Releases Pounds
Goodyear Tire & Rubber Co.	Lincoln, Lancaster	2,326,652	720	0	0	2,327,372
Farmland Ind. Inc.	Beatrice, Gage	691,650	14,400	0	360	706,410
ADM	Lincoln, Lancaster	674,000	250	0	0	674,250
Arcadian Fertilizer L.P.	Laplatte, Sarpy	482,098	8,000	0	3,340	493,438
U.S.D.A. Agricultural Research	Clay Center, Clay	0	0	0	402,920	402,920
New Holland N.A. Inc.	Grand Island, Hall	361,000	0	0	0	361,000
Anacomp Magnetics	Omaha, Douglas	353,010	0	0	6,149	359,159
Crown Beverage Packaging Inc.	Omaha, Douglas	328,655	0	0	0	328,655
Kawasaki Motors Mfg. Corp. USA	Lincoln, Lancaster	308,715	51	0	0	308,766
ADM	Fremont, Dodge	272,677	0	0	0	272,677

## Top Ten Facilities for Air/Water/Land Releases

Facility	City, County	Air Emissions Pounds	Surface Water Discharges Pounds	Releases to Land Pounds	Air/Water/Land Releases Pounds
Goodyear Tire & Rubber Co.	Lincoln, Lancaster	2,326,652	720	0	2,327,372
Farmland Ind. Inc.	Beatrice, Gage	691,650	14,400	360	706,410
ADM	Lincoln, Lancaster	674,000	250	0	674,250
Arcadian Fertilizer L.P.	Laplatte, Sarpy	482,098	8,000	3,340	493,438
U.S.D.A. Agricultural Research	Clay Center, Clay	0	0	402,920	402,920
New Holland N.A. Inc.	Grand Island, Hall	361,000	0	0	361,000
Anacomp Magnetics	Omaha, Douglas	353,010	0	6,149	359,159
Crown Beverage Packaging Inc.	Omaha, Douglas	328,655	0	0	328,655
Kawasaki Motors Mfg. Corp. USA	Lincoln, Lancaster	308,715	51	0	308,766
ADM	Fremont, Dodge	272,677	0	0	272,677

For More Information. . .

State Contact:  
(402) 471-4251Mike Mallory  
Fax (402) 471-2909To obtain TRI data use assistance,  
call TRI User Support Service (TRI-US):EPA Regional Contact:  
(913) 551-7020Jim Hirtz  
Fax (913) 551-7065

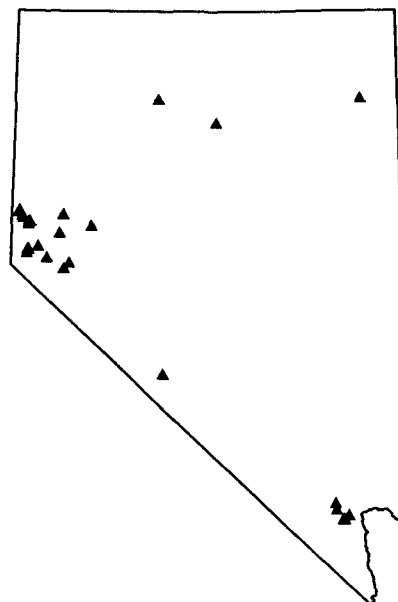
(202) 260-1531 Fax (202) 260-4659



## 1995 TOXICS RELEASE INVENTORY

# NEVADA

Population	1,533,478
Total Facilities	36
Total Forms	91
Form As	8
National Rank for Total Releases	45
National Rank for Air/Water/Land Releases	44
Transfers into State	
Rank	36
Pounds	3,390,248
Transfers out of State	
Rank	43
Pounds	2,016,284



### Reported Releases and Waste Management Activities (pounds)

<b>On-site Releases</b>	3,559,408
Air Emissions	1,349,667
Surface Water Discharges	0
Underground Injection	0
Releases to Land	2,209,741
<b>On-site Waste Management</b>	9,725,467
Recycling	2,451,905
Energy Recovery	0
Treatment	7,273,562
<b>Off-site Transfers for Further Waste Management</b>	2,090,542
Recycling	2,016,251
Energy Recovery	6,736
Treatment	2,919
Publicly Owned Treatment Works (POTWs)	7,537
Disposal	57,099
Other Off-site Transfers	0

### Top Five Chemicals for Total Releases

Chemical	Air Emissions Pounds	Surface Water Discharges Pounds	Under-ground Injection Pounds	Releases to Land Pounds	Total Releases Pounds
Manganese compounds	16,365	0	0	2,166,925	2,183,290
Toluene	491,817	0	0	0	491,817
Ammonia	260,964	0	0	0	260,964
Styrene	257,259	0	0	0	257,259
1,1-Dichloro-1-fluoroethane (HCFC-141b)	54,096	0	0	0	54,096

### Top Five Chemicals for Air/Water/Land Releases

Chemical	Air Emissions Pounds	Surface Water Discharges Pounds	Releases to Land Pounds	Total Releases Pounds
Manganese compounds	16,365	0	2,166,925	2,183,290
Toluene	491,817	0	0	491,817
Ammonia	260,964	0	0	260,964
Styrene	257,259	0	0	257,259
1,1-Dichloro-1-fluoroethane (HCFC-141b)	54,096	0	0	54,096



## 1995 TOXICS RELEASE INVENTORY

# NEVADA

### Top Ten Facilities for Total Releases

Facility	City, County	Air Emissions Pounds	Surface Water Discharges Pounds	Underground Injection Pounds	Releases to Land Pounds	Total Releases Pounds
Kerr-Mcgee Chemical Corp.	Henderson, Clark	41,890	0	0	1,937,711	1,979,601
R. R. Donnelley & Sons Co.	Reno, Washoe	450,930	0	0	0	450,930
Coastal Chem Inc.	Battle Mountain, Lander	240,850	0	0	1,860	242,710
Tomkins Ind. Inc.	Moapa, Clark	231,691	0	0	0	231,691
Nevada Refinery of Kennametal	Fallon, Churchill	0	0	0	230,005	230,005
Capital Cabinet Corp.	North Las Vegas, Clark	87,843	0	0	0	87,843
Titanium Metals Corp.	Henderson, Clark	25,800	0	0	39,300	65,100
H. C. Ind. Inc.	Fernley, Lyon	54,100	0	0	0	54,100
Sun Chemical Corp.	Reno, Washoe	48,435	0	0	0	48,435
Smithers-Oasis USA	Dayton, Lyon	47,350	0	0	0	47,350

### Top Ten Facilities for Air/Water/Land Releases

Facility	City, County	Air Emissions Pounds	Surface Water Discharges Pounds	Releases to Land Pounds	Air/Water/Land Releases Pounds
Kerr-Mcgee Chemical Corp.	Henderson, Clark	41,890	0	1,937,711	1,979,601
R. R. Donnelley & Sons Co.	Reno, Washoe	450,930	0	0	450,930
Coastal Chem Inc.	Battle Mountain, Lander	240,850	0	1,860	242,710
Tomkins Ind. Inc.	Moapa, Clark	231,691	0	0	231,691
Nevada Refinery of Kennametal	Fallon, Churchill	0	0	230,005	230,005
Capital Cabinet Corp.	North Las Vegas, Clark	87,843	0	0	87,843
Titanium Metals Corp.	Henderson, Clark	25,800	0	39,300	65,100
H. C. Ind. Inc.	Fernley, Lyon	54,100	0	0	54,100
Sun Chemical Corp.	Reno, Washoe	48,435	0	0	48,435
Smithers-Oasis USA	Dayton, Lyon	47,350	0	0	47,350

### For More Information. . .

State Contact:  
(702) 687-4670 Ext. 3006

Alene Coulson  
Fax (702) 687-6396

To obtain TRI data use assistance,  
call TRI User Support Service (TRI-US):

EPA Regional Contact:  
(415) 744-1121

Adam Browning  
Fax (415) 744-1073

(202) 260-1531

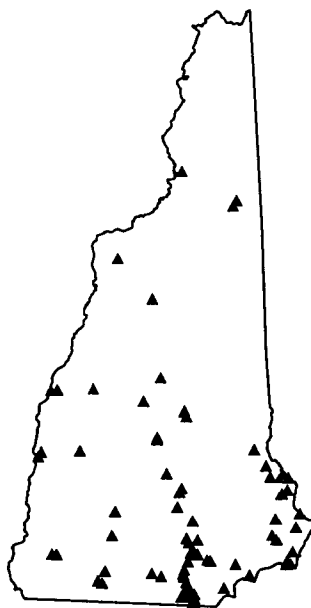
Fax (202) 260-4659



## 1995 TOXICS RELEASE INVENTORY

# NEW HAMPSHIRE

Population	1,148,244
Total Facilities	99
Total Forms	274
Form As	40
National Rank for Total Releases	47
National Rank for Air/Water/Land Releases	47
Transfers into State	
Rank	45
Pounds	292,553
Transfers out of State	
Rank	38
Pounds	9,376,628



### Reported Releases and Waste Management Activities (pounds)

<b>On-site Releases</b>	2,563,072
Air Emissions	2,472,394
Surface Water Discharges	79,718
Underground Injection	0
Releases to Land	10,960
<b>On-site Waste Management</b>	29,376,165
Recycling	17,598,161
Energy Recovery	1,399,500
Treatment	10,378,504
<b>Off-site Transfers for Further Waste Management</b>	11,177,515
Recycling	10,205,010
Energy Recovery	387,691
Treatment	377,326
Publicly Owned Treatment Works (POTWs)	127,841
Disposal	79,647
Other Off-site Transfers	0

### Top Five Chemicals for Total Releases

Chemical	Air Emissions Pounds	Surface Water Discharges Pounds	Under-ground Injection Pounds	Releases to Land Pounds	Total Releases Pounds
Methanol	406,583	6,050	0	2,690	415,323
Xylene (mixed isomers)	309,554	0	0	0	309,554
Sulfuric acid	293,548	0	0	0	293,548
Ammonia	228,530	62,838	0	5	291,373
Toluene	267,850	0	0	0	267,850

### Top Five Chemicals for Air/Water/Land Releases

Chemical	Air Emissions Pounds	Surface Water Discharges Pounds	Releases to Land Pounds	Total Releases Pounds
Methanol	406,583	6,050	2,690	415,323
Xylene (mixed isomers)	309,554	0	0	309,554
Sulfuric acid	293,548	0	0	293,548
Ammonia	228,530	62,838	5	291,373
Toluene	267,850	0	0	267,850





## 1995 TOXICS RELEASE INVENTORY

## NEW HAMPSHIRE

## Top Ten Facilities for Total Releases

Facility	City, County	Air Emissions Pounds	Surface Water Discharges Pounds	Underground Injection Pounds	Releases to Land Pounds	Total Releases Pounds
Crown Paper Co.	Berlin, Coos	593,586	8,255	0	2,808	604,649
Bailey Mfg. Corp.	Seabrook, Rockingham	320,363	0	0	0	320,363
Crown Paper Co.	Gorham, Coos	151,270	0	0	0	151,270
Nashua Corp.	Merrimack, Hillsborough	124,019	0	0	0	124,019
Kingston-Warren Corp.	Newfields, Rockingham	111,824	0	0	0	111,824
Simplex Techs. Inc.	Newington, Rockingham	108,989	0	0	0	108,989
Wausau Papers	Groveton, Coos	61,098	42,997	0	262	104,357
Textron Automotive Interior	Dover, Strafford	73,760	0	0	0	73,760
Essex Group Inc.	Newmarket, Rockingham	71,273	0	0	0	71,273
Parker-Comerics Inc.	Hudson, Hillsborough	71,000	0	0	0	71,000

## Top Ten Facilities for Air/Water/Land Releases

Facility	City, County	Air Emissions Pounds	Surface Water Discharges Pounds	Releases to Land Pounds	Air/Water/Land Releases Pounds
Crown Paper Co.	Berlin, Coos	593,586	8,255	2,808	604,649
Bailey Mfg. Corp.	Seabrook, Rockingham	320,363	0	0	320,363
Crown Paper Co.	Gorham, Coos	151,270	0	0	151,270
Nashua Corp.	Merrimack, Hillsborough	124,019	0	0	124,019
Kingston-Warren Corp.	Newfields, Rockingham	111,824	0	0	111,824
Simplex Techs. Inc.	Newington, Rockingham	108,989	0	0	108,989
Wausau Papers	Groveton, Coos	61,098	42,997	262	104,357
Textron Automotive Interior	Dover, Strafford	73,760	0	0	73,760
Essex Group Inc.	Newmarket, Rockingham	71,273	0	0	71,273
Parker-Comerics Inc.	Hudson, Hillsborough	71,000	0	0	71,000

## For More Information...

State Contact:  
(603) 271-2231Leland Kimball  
Fax (603) 225-7341To obtain TRI data use assistance,  
call TRI User Support Service (TRI-US):EPA Regional Contact:  
(617) 565-3230Dwight Peavey  
Fax (617) 565-4939

(202) 260-1531

Fax (202) 260-4659



# 1995 TOXICS RELEASE INVENTORY

# NEW JERSEY

Population	7,949,506
Total Facilities	607
Total Forms	2,170
Form As	214
National Rank for Total Releases	33
National Rank for Air/Water/Land Releases	33
Transfers into State	
Rank	12
Pounds	50,796,934
Transfers out of State	
Rank	10
Pounds	57,483,517



## Reported Releases and Waste Management Activities (pounds)

<b>On-site Releases</b>	14,645,356
Air Emissions	12,728,407
Surface Water Discharges	1,632,366
Underground Injection	5
Releases to Land	284,578
<b>On-site Waste Management</b>	411,290,897
Recycling	56,333,008
Energy Recovery	188,596,372
Treatment	166,361,517
<b>Off-site Transfers for Further Waste Management</b>	110,416,637
Recycling	47,204,077
Energy Recovery	31,003,038
Treatment	8,022,019
Publicly Owned Treatment Works (POTWs)	22,531,441
Disposal	1,649,366
Other Off-site Transfers	6,696

## Top Five Chemicals for Total Releases

Chemical	Air Emissions Pounds	Surface Water Discharges Pounds	Underground Injection Pounds	Releases to Land Pounds	Total Releases Pounds
Toluene	1,700,115	703	0	2,273	1,703,091
Methanol	1,554,658	9,203	0	82,945	1,646,806
Xylene (mixed isomers)	1,103,459	1,116	0	4,070	1,108,645
Ammonia	705,782	370,990	0	0	1,076,772
Dichloromethane	774,640	0	0	0	774,640

## Top Five Chemicals for Air/Water/Land Releases

Chemical	Air Emissions Pounds	Surface Water Discharges Pounds	Releases to Land Pounds	Total Releases Pounds
Toluene	1,700,115	703	2,273	1,703,091
Methanol	1,554,658	9,203	82,945	1,646,806
Xylene (mixed isomers)	1,103,459	1,116	4,070	1,108,645
Ammonia	705,782	370,990	0	1,076,772
Dichloromethane	774,640	0	0	774,640



## 1995 TOXICS RELEASE INVENTORY

## NEW JERSEY

## Top Ten Facilities for Total Releases

Facility	City, County	Air Emissions Pounds	Surface Water Discharges Pounds	Underground Injection Pounds	Releases to Land Pounds	Total Releases Pounds
Du Pont	Deepwater, Salem	697,588	1,152,443	0	137,838	1,987,869
Meer Corp.	North Bergen, Hudson	649,200	0	0	0	649,200
Ford Motor Co.	Edison, Middlesex	578,610	0	0	0	578,610
Biocraft Laboratories Inc.	Waldwick, Bergen	494,146	0	0	0	494,146
Amerada Hess Corp.	Port Reading, Middlesex	478,497	14,014	0	1,169	493,680
Bayway Refining Co.	Linden, Union	428,235	46,041	0	0	474,276
Permacel	North Brunswick, Middlesex	449,382	0	0	0	449,382
General Motors Corp.	Linden, Union	390,790	0	0	0	390,790
Coastal Eagle Point Oil Co.	Westville, Gloucester	329,731	4,191	0	0	333,922
American National Can Co.	Piscataway, Middlesex	300,492	0	0	0	300,492

## Top Ten Facilities for Air/Water/Land Releases

Facility	City, County	Air Emissions Pounds	Surface Water Discharges Pounds	Releases to Land Pounds	Air/Water/Land Releases Pounds
Du Pont	Deepwater, Salem	697,588	1,152,443	137,838	1,987,869
Meer Corp.	North Bergen, Hudson	649,200	0	0	649,200
Ford Motor Co.	Edison, Middlesex	578,610	0	0	578,610
Biocraft Laboratories Inc.	Waldwick, Bergen	494,146	0	0	494,146
Amerada Hess Corp.	Port Reading, Middlesex	478,497	14,014	1,169	493,680
Bayway Refining Co.	Linden, Union	428,235	46,041	0	474,276
Permacel	North Brunswick, Middlesex	449,382	0	0	449,382
General Motors Corp.	Linden, Union	390,790	0	0	390,790
Coastal Eagle Point Oil Co.	Westville, Gloucester	329,731	4,191	0	333,922
American National Can Co.	Piscataway, Middlesex	300,492	0	0	300,492

## For More Information. . .

State Contact:  
(609) 984-3219Andrew Opperman  
Fax (609) 633-7031To obtain TRI data use assistance,  
call TRI User Support Service (TRI-US):EPA Regional Contact:  
(908) 906-6890Nora Lopez  
Fax (908) 321-6788

(202) 260-1531

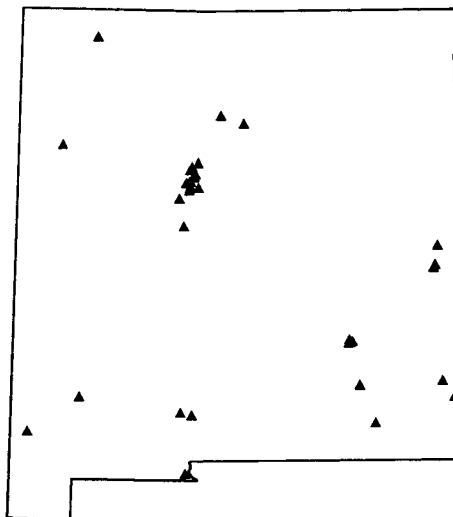
Fax (202) 260-4659



# 1995 TOXICS RELEASE INVENTORY

# NEW MEXICO

Population	1,689,849
Total Facilities	37
Total Forms	155
Form As	13
National Rank for Total Releases	32
National Rank for Air/Water/Land Releases	32
Transfers into State	
Rank	26
Pounds	12,807,678
Transfers out of State	
Rank	44
Pounds	1,281,970



## Reported Releases and Waste Management Activities (pounds)

<b>On-site Releases</b>	18,706,252
Air Emissions	1,892,903
Surface Water Discharges	1,153
Underground Injection	0
Releases to Land	16,812,196
<b>On-site Waste Management</b>	53,340,727
Recycling	2,143,006
Energy Recovery	48,000,000
Treatment	3,197,721
<b>Off-site Transfers for Further Waste Management</b>	1,652,640
Recycling	877,976
Energy Recovery	304,736
Treatment	70,387
Publicly Owned Treatment Works (POTWs)	322,601
Disposal	76,940
Other Off-site Transfers	0

## Top Five Chemicals for Total Releases

Chemical	Air Emissions Pounds	Surface Water Discharges Pounds	Underground Injection Pounds	Releases to Land Pounds	Total Releases Pounds
Copper compounds	197,710	0	0	16,772,335	16,970,045
Sulfuric acid	623,166	0	0	5	623,171
Toluene	261,265	22	0	1,010	262,297
Xylene (mixed isomers)	183,612	24	0	1,800	185,436
n-Hexane	125,722	12	0	0	125,734

## Top Five Chemicals for Air/Water/Land Releases

Chemical	Air Emissions Pounds	Surface Water Discharges Pounds	Releases to Land Pounds	Total Releases Pounds
Copper compounds	197,710	0	16,772,335	16,970,045
Sulfuric acid	623,166	0	5	623,171
Toluene	261,265	22	1,010	262,297
Xylene (mixed isomers)	183,612	24	1,800	185,436
n-Hexane	125,722	12	0	125,734



## 1995 TOXICS RELEASE INVENTORY

## NEW MEXICO

## Top Ten Facilities for Total Releases

Facility	City, County	Air Emissions Pounds	Surface Water Discharges Pounds	Underground Injection Pounds	Releases to Land Pounds	Total Releases Pounds
Phelps Dodge Hidalgo Inc.	Playas, Hidalgo	644,177	0	0	9,854,287	10,498,464
Chino Mines Co.	Hurley, Grant	176,689	0	0	6,918,048	7,094,737
Giant Refining Co.	Jamestown, Mc Kinley	449,086	0	0	5,731	454,817
Giant Refining Co.	Bloomfield, San Juan	154,215	0	0	4,085	158,300
Navajo Refining Co.	Artesia, Eddy	151,730	84	0	15	151,829
Philips Electronics N.A.	Albuquerque, Bernalillo	46,729	0	0	0	46,729
Elastimold	Albuquerque, Bernalillo	38,500	0	0	0	38,500
Lea Refining Co.	Lovington, Lea	32,415	0	0	0	32,415
Novabus Inc.	Roswell, Chaves	30,750	0	0	770	31,520
Mid-America Dairymen Inc.	Portales, Roosevelt	5	0	0	29,000	29,005

## Top Ten Facilities for Air/Water/Land Releases

Facility	City, County	Air Emissions Pounds	Surface Water Discharges Pounds	Releases to Land Pounds	Air/Water/Land Releases Pounds
Phelps Dodge Hidalgo Inc.	Playas, Hidalgo	644,177	0	9,854,287	10,498,464
Chino Mines Co.	Hurley, Grant	176,689	0	6,918,048	7,094,737
Giant Refining Co.	Jamestown, Mc Kinley	449,086	0	5,731	454,817
Giant Refining Co.	Bloomfield, San Juan	154,215	0	4,085	158,300
Navajo Refining Co.	Artesia, Eddy	151,730	84	15	151,829
Philips Electronics N.A.	Albuquerque, Bernalillo	46,729	0	0	46,729
Elastimold	Albuquerque, Bernalillo	38,500	0	0	38,500
Lea Refining Co.	Lovington, Lea	32,415	0	0	32,415
Novabus Inc.	Roswell, Chaves	30,750	0	770	31,520
Mid-America Dairymen Inc.	Portales, Roosevelt	5	0	29,000	29,005

For More Information. . .

State Contact:  
(505) 827-9223Max Johnson  
Fax (505) 827-3456To obtain TRI data use assistance,  
call TRI User Support Service (TRI-US):EPA Regional Contact:  
(214) 665-8013Warren Layne  
Fax (214) 665-7263

(202) 260-1531

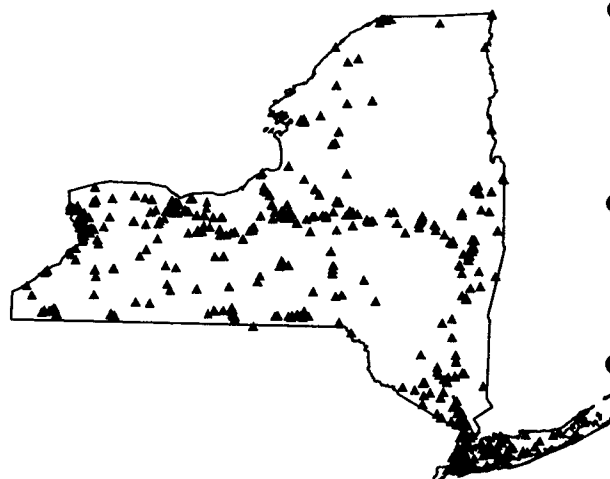
Fax (202) 260-4659



# 1995 TOXICS RELEASE INVENTORY

# NEW YORK

Population	18,190,562
Total Facilities	723
Total Forms	2,138
Form As	155
National Rank for Total Releases	21
National Rank for Air/Water/Land Releases	21
Transfers into State	
Rank	11
Pounds	51,426,085
Transfers out of State	
Rank	9
Pounds	69,376,549



## Reported Releases and Waste Management Activities (pounds)

<b>On-site Releases</b>	36,573,059
Air Emissions	30,045,576
Surface Water Discharges	5,334,499
Underground Injection	5
Releases to Land	1,192,979
<b>On-site Waste Management</b>	315,700,514
Recycling	178,862,253
Energy Recovery	24,342,087
Treatment	112,496,174
<b>Off-site Transfers for Further Waste Management</b>	103,656,322
Recycling	74,663,319
Energy Recovery	10,783,379
Treatment	5,892,797
Publicly Owned Treatment Works (POTWs)	7,576,893
Disposal	4,739,214
Other Off-site Transfers	720

## Top Five Chemicals for Total Releases

Chemical	Air Emissions Pounds	Surface Water Discharges Pounds	Under-ground Injection Pounds	Releases to Land Pounds	Total Releases Pounds
Toluene	4,872,960	1,177	0	442	4,874,579
Nitrate compounds	359	4,611,275	0	0	4,611,634
Methanol	3,931,758	180,721	0	54,805	4,167,284
*Hydrochloric acid	3,524,924	5	0	40	3,524,969
Dichloromethane	3,189,608	2,949	0	0	3,192,557

## Top Five Chemicals for Air/Water/Land Releases

Chemical	Air Emissions Pounds	Surface Water Discharges Pounds	Releases to Land Pounds	Total Releases Pounds
Toluene	4,872,960	1,177	442	4,874,579
Nitrate compounds	359	4,611,275	0	4,611,634
Methanol	3,931,758	180,721	54,805	4,167,284
*Hydrochloric acid	3,524,924	5	40	3,524,969
Dichloromethane	3,189,608	2,949	0	3,192,557

\* Effective with the 1995 reporting year, the listing for hydrochloric acid was modified to include only acid aerosol forms. Reported releases of hydrochloric acid to water, land, and underground injection are unlikely to be acid aerosol forms and therefore probably represent misreporting.



## 1995 TOXICS RELEASE INVENTORY

# NEW YORK

### Top Ten Facilities for Total Releases

Facility	City, County	Air Emissions Pounds	Surface Water Discharges Pounds	Underground Injection Pounds	Releases to Land Pounds	Total Releases Pounds
Eastman Kodak Co.	Rochester, Monroe	7,643,556	309,189	0	570	7,953,315
Finch Pruyn & Co. Inc.	Glens Falls, Warren	146,665	4,415,000	0	0	4,561,665
General Electric Co.	Waterford, Saratoga	231,907	62,783	0	1,072,045	1,366,735
Corning Inc.	Canton, St Lawrence	1,198,250	0	0	0	1,198,250
Quebecor Printing Buffalo Inc.	Depew, Erie	862,827	0	0	0	862,827
Metal Container Corp.	New Windsor, Orange	852,250	0	0	0	852,250
3M	Tonawanda, Erie	844,700	0	0	0	844,700
Garlock Inc.	Palmyra, Wayne	757,629	500	0	0	758,129
Alcoa	Massena, St Lawrence	741,171	2,659	0	1,398	745,228
Bristol-Myers Squibb Co.	East Syracuse, Onondaga	646,510	0	0	0	646,510

### Top Ten Facilities for Air/Water/Land Releases

Facility	City, County	Air Emissions Pounds	Surface Water Discharges Pounds	Releases to Land Pounds	Air/Water/Land Releases Pounds
Eastman Kodak Co.	Rochester, Monroe	7,643,556	309,189	570	7,953,315
Finch Pruyn & Co. Inc.	Glens Falls, Warren	146,665	4,415,000	0	4,561,665
General Electric Co.	Waterford, Saratoga	231,907	62,783	1,072,045	1,366,735
Corning Inc.	Canton, St Lawrence	1,198,250	0	0	1,198,250
Quebecor Printing Buffalo Inc.	Depew, Erie	862,827	0	0	862,827
Metal Container Corp.	New Windsor, Orange	852,250	0	0	852,250
3M	Tonawanda, Erie	844,700	0	0	844,700
Garlock Inc.	Palmyra, Wayne	757,629	500	0	758,129
Alcoa	Massena, St Lawrence	741,171	2,659	1,398	745,228
Bristol-Myers Squibb Co.	East Syracuse, Onondaga	646,510	0	0	646,510

**For More Information. . .**

**State Contact:**  
(518)457-2553

Sitansu Ghosh  
Fax (518)457-2570

**To obtain TRI data use assistance,  
call TRI User Support Service (TRI-US):**

**EPA Regional Contact:**  
(908)906-6890

Nora Lopez  
Fax (908)321-6788

(202)260-1531 Fax (202)260-4659



# 1995 TOXICS RELEASE INVENTORY

# NORTH CAROLINA

## Reported Releases and Waste Management Activities (pounds)

Population	7,202,335
Total Facilities	874
Total Forms	2,609
Form As	257
National Rank for Total Releases	7
National Rank for Air/Water/Land Releases	7
Transfers into State Rank	13
Pounds	44,526,325
Transfers out of State Rank	4
Pounds	101,602,268



<b>On-site Releases</b>	86,160,483
Air Emissions	65,805,573
Surface Water Discharges	2,622,401
Underground Injection	0
Releases to Land	17,732,509
<b>On-site Waste Management</b>	2,184,258,648
Recycling	1,762,885,323
Energy Recovery	49,615,599
Treatment	371,757,726
<b>Off-site Transfers for Further Waste Management</b>	126,799,448
Recycling	96,766,275
Energy Recovery	10,824,835
Treatment	12,363,268
Publicly Owned Treatment Works (POTWs)	3,137,648
Disposal	3,694,773
Other Off-site Transfers	12,649

## Top Five Chemicals for Total Releases

Chemical	Air Emissions Pounds	Surface Water Discharges Pounds	Under-ground Injection Pounds	Releases to Land Pounds	Total Releases Pounds
Methanol	17,231,086	161,714	0	19,500	17,412,300
Phosphoric acid	53,365	0	0	9,734,350	9,787,715
Toluene	8,970,970	29	0	432	8,971,431
Chromium compounds	7,308	7,916	0	7,337,495	7,352,719
Ammonia	5,734,744	1,284,397	0	30,779	7,049,920

## Top Five Chemicals for Air/Water/Land Releases

Chemical	Air Emissions Pounds	Surface Water Discharges Pounds	Releases to Land Pounds	Total Releases Pounds
Methanol	17,231,086	161,714	19,500	17,412,300
Phosphoric acid	53,365	0	9,734,350	9,787,715
Toluene	8,970,970	29	432	8,971,431
Chromium compounds	7,308	7,916	7,337,495	7,352,719
Ammonia	5,734,744	1,284,397	30,779	7,049,920





## 1995 TOXICS RELEASE INVENTORY

## NORTH CAROLINA

## Top Ten Facilities for Total Releases

Facility	City, County	Air Emissions Pounds	Surface Water Discharges Pounds	Underground Injection Pounds	Releases to Land Pounds	Total Releases Pounds
PCS Phosphate Co. Inc.	Aurora, Beaufort	3,746,470	5	0	9,734,600	13,481,075
Occidental Chemical Corp.	Castle Hayne, New Hanover	5,849	36	0	7,300,110	7,305,995
Champion International Corp.	Canton, Haywood	4,341,619	62,851	0	0	4,404,470
Federal Paper Board Co. Inc.	Riegelwood, Columbus	3,452,410	225,401	0	37,000	3,714,811
Du Pont	Leland, Brunswick	2,827,971	449,407	0	376,234	3,653,612
Weyerhaeuser Co.	Plymouth, Martin	1,992,865	125,955	0	0	2,118,820
Shuford Mills Inc.	Hickory, Catawba	1,434,314	0	0	0	1,434,314
Weyerhaeuser Paper Co.	Vanceboro, Craven	1,269,160	17,010	0	1,635	1,287,805
Broyhill Furniture Ind. Inc.	Lenoir, Caldwell	1,227,679	0	0	0	1,227,679
ADM	Southport, Brunswick	24,000	1,140,350	0	0	1,164,350

## Top Ten Facilities for Air/Water/Land Releases

Facility	City, County	Air Emissions Pounds	Surface Water Discharges Pounds	Releases to Land Pounds	Air/Water/Land Releases Pounds
PCS Phosphate Co. Inc.	Aurora, Beaufort	3,746,470	5	9,734,600	13,481,075
Occidental Chemical Corp.	Castle Hayne, New Hanover	5,849	36	7,300,110	7,305,995
Champion International Corp.	Canton, Haywood	4,341,619	62,851	0	4,404,470
Federal Paper Board Co. Inc.	Riegelwood, Columbus	3,452,410	225,401	37,000	3,714,811
Du Pont	Leland, Brunswick	2,827,971	449,407	376,234	3,653,612
Weyerhaeuser Co.	Plymouth, Martin	1,992,865	125,955	0	2,118,820
Shuford Mills Inc.	Hickory, Catawba	1,434,314	0	0	1,434,314
Weyerhaeuser Paper Co.	Vanceboro, Craven	1,269,160	17,010	1,635	1,287,805
Broyhill Furniture Ind. Inc.	Lenoir, Caldwell	1,227,679	0	0	1,227,679
ADM	Southport, Brunswick	24,000	1,140,350	0	1,164,350

For More Information. . .

State Contact:  
(919) 733-3865Emily Kilpatrick  
Fax (919) 733-5336To obtain TRI data use assistance,  
call TRI User Support Service (TRI-US):EPA Regional Contact:  
(404) 562-9191Ezequiel Velez  
Fax (404) 562-9163

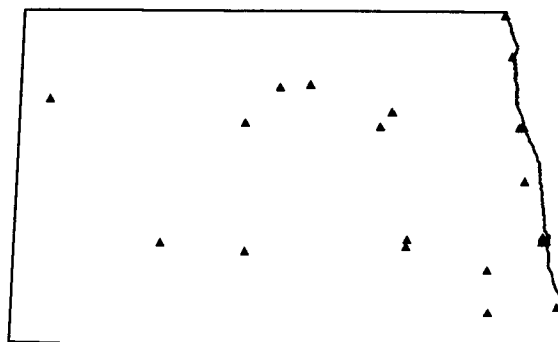
(202) 260-1531 Fax (202) 260-4659



## 1995 TOXICS RELEASE INVENTORY

# NORTH DAKOTA

Population 641,506  
Total Facilities 35  
Total Forms 92  
Form As 13  
National Rank for Total Releases 48  
National Rank for Air/Water/Land Releases 48  
Transfers into State  
Rank 41  
Pounds 1,624,891  
Transfers out of State  
Rank 51  
Pounds 42,492



### Reported Releases and Waste Management Activities (pounds)

**On-site Releases** 2,561,837  
Air Emissions 2,538,973  
Surface Water Discharges 21,589  
Underground Injection 0  
Releases to Land 1,275  
**On-site Waste Management** 452,407,168  
Recycling 450,060,076  
Energy Recovery 0  
Treatment 2,347,092  
**Off-site Transfers for Further Waste Management** 1,841,609  
Recycling 1,134,677  
Energy Recovery 23,517  
Treatment 20,066  
Publicly Owned Treatment Works (POTWs) 639,553  
Disposal 23,796  
Other Off-site Transfers 0

### Top Five Chemicals for Total Releases

Chemical	Air Emissions Pounds	Surface Water Discharges Pounds	Under-ground Injection Pounds	Releases to Land Pounds	Total Releases Pounds
Ammonia	703,595	21,554	0	750	725,899
n-Hexane	651,929	0	0	0	651,929
Xylene (mixed isomers)	285,001	0	0	3	285,004
Methyl ethyl ketone	203,800	0	0	0	203,800
Toluene	104,220	0	0	1	104,221

### Top Five Chemicals for Air/Water/Land Releases

Chemical	Air Emissions Pounds	Surface Water Discharges Pounds	Releases to Land Pounds	Total Releases Pounds
Ammonia	703,595	21,554	750	725,899
n-Hexane	651,929	0	0	651,929
Xylene (mixed isomers)	285,001	0	3	285,004
Methyl ethyl ketone	203,800	0	0	203,800
Toluene	104,220	0	1	104,221



# 1995 TOXICS RELEASE INVENTORY

# NORTH DAKOTA

## Top Ten Facilities for Total Releases

Facility	City, County	Air Emissions Pounds	Surface Water Discharges Pounds	Underground Injection Pounds	Releases to Land Pounds	Total Releases Pounds
Amoco Oil Co.	Mandan, Morton	534,103	0	0	25	534,128
Minn-Dak Farmers Cooperative	Wahpeton, Richland	368,575	2,904	0	0	371,479
ADM	Enderlin, Ransom	279,929	0	0	0	279,929
Midwest Processing Co.	Velva, Mc Henry	188,000	0	0	0	188,000
American Crystal Sugar Co.	Hillsboro, Traill	187,350	250	0	0	187,600
Sioux Mfg. Corp.	Fort Totten, Benson	176,000	0	0	0	176,000
Case Corp.	Fargo, Cass	169,710	20	0	0	169,730
American Crystal Sugar Co.	Drayton, Pembina	139,650	18,400	0	750	158,800
Cargill Inc.	West Fargo, Cass	121,000	0	0	0	121,000
Melroe Co.	Gwinner, Sargent	80,589	0	0	0	80,589

## Top Ten Facilities for Air/Water/Land Releases

Facility	City, County	Air Emissions Pounds	Surface Water Discharges Pounds	Releases to Land Pounds	Air/Water/Land Releases Pounds
Amoco Oil Co.	Mandan, Morton	534,103	0	25	534,128
Minn-Dak Farmers Cooperative	Wahpeton, Richland	368,575	2,904	0	371,479
ADM	Enderlin, Ransom	279,929	0	0	279,929
Midwest Processing Co.	Velva, Mc Henry	188,000	0	0	188,000
American Crystal Sugar Co.	Hillsboro, Traill	187,350	250	0	187,600
Sioux Mfg. Corp.	Fort Totten, Benson	176,000	0	0	176,000
Case Corp.	Fargo, Cass	169,710	20	0	169,730
American Crystal Sugar Co.	Drayton, Pembina	139,650	18,400	750	158,800
Cargill Inc.	West Fargo, Cass	121,000	0	0	121,000
Melroe Co.	Gwinner, Sargent	80,589	0	0	80,589

## For More Information. . .

State Contact:  
(701)328-2111

Robert W. Johnston  
Fax (701)328-2119

To obtain TRI data use assistance,  
call TRI User Support Service (TRI-US):

EPA Regional Contact:  
(303)312-6028

Bruce Cooper  
Fax (303)312-6044

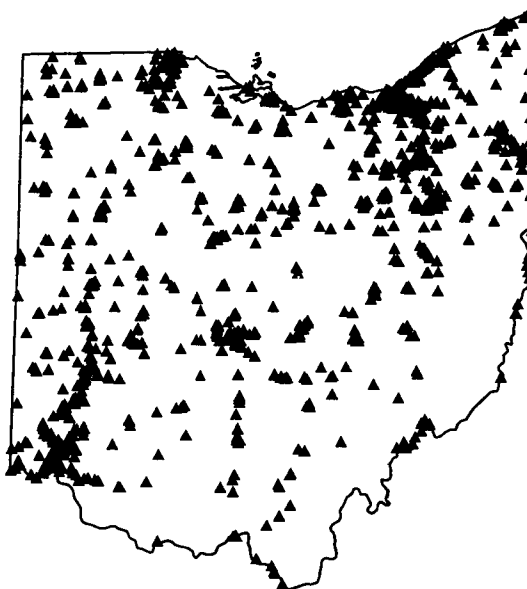
(202)260-1531 Fax (202)260-4659



## 1995 TOXICS RELEASE INVENTORY

# OHIO

Population	11,134,032
Total Facilities	1,623
Total Forms	5,442
Form As	485
National Rank for Total Releases	3
National Rank for Air/Water/Land Releases	4
Transfers into State	
Rank	2
Pounds	173,555,409
Transfers out of State	
Rank	1
Pounds	173,920,276



### Reported Releases and Waste Management Activities (pounds)

<b>On-site Releases</b>	121,870,567
Air Emissions	73,749,306
Surface Water Discharges	3,433,797
Underground Injection	14,469,938
Releases to Land	30,217,526
<b>On-site Waste Management</b>	615,958,460
Recycling	359,595,141
Energy Recovery	91,109,009
Treatment	165,254,310
<b>Off-site Transfers for Further Waste Management</b>	318,868,794
Recycling	218,318,041
Energy Recovery	38,110,541
Treatment	17,335,393
Publicly Owned Treatment Works (POTWs)	16,019,258
Disposal	28,925,166
Other Off-site Transfers	160,395

### Top Five Chemicals for Total Releases

Chemical	Air Emissions Pounds	Surface Water Discharges Pounds	Under-ground Injection Pounds	Releases to Land Pounds	Total Releases Pounds
Manganese compounds	569,037	209,579	250	14,276,100	15,054,966
Ammonia	11,984,278	486,079	1,942,000	58,596	14,470,953
Zinc compounds	298,771	14,241	0	12,703,905	13,016,917
Xylene (mixed isomers)	6,026,044	109	0	33,862	6,060,015
Methanol	4,605,043	161,974	730,000	360	5,497,377

### Top Five Chemicals for Air/Water/Land Releases

Chemical	Air Emissions Pounds	Surface Water Discharges Pounds	Releases to Land Pounds	Total Releases Pounds
Manganese compounds	569,037	209,579	14,276,100	15,054,716
Zinc compounds	298,771	14,241	12,703,905	13,016,917
Ammonia	11,984,278	486,079	58,596	12,528,953
Xylene (mixed isomers)	6,026,044	109	33,862	6,060,015
Toluene	4,986,462	81	3,312	4,989,855



# 1995 TOXICS RELEASE INVENTORY

# OHIO

## Top Ten Facilities for Total Releases

Facility	City, County	Air Emissions Pounds	Surface Water Discharges Pounds	Underground Injection Pounds	Releases to Land Pounds	Total Releases Pounds
Elkem Metals Co.	Marietta, Washington	4,315,648	603,000	0	10,714,000	15,632,648
General Motors Corp.	Defiance, Defiance	894,767	26,635	0	13,808,618	14,730,020
BP Chemicals Inc.	Lima, Allen	406,065	0	13,160,730	0	13,566,795
Arcadian Ohio L.P.	Lima, Allen	3,472,910	50,105	0	0	3,523,015
SCM Chemicals Americas	Ashtabula, Ashtabula	2,926,164	6,400	0	0	2,932,564
LTV Steel Co. Inc.	Cleveland, Cuyahoga	89,217	1,643	0	2,503,930	2,594,790
Aristech Chemical Corp.	Haverhill, Scioto	793,454	9,138	1,279,981	0	2,082,573
Owens-Corning	Newark, Licking	1,804,177	0	0	90,570	1,894,747
Stone Container Corp.	Coshocton, Coshocton	1,871,510	0	0	0	1,871,510
Scotts Co.	Marysville, Union	1,770,740	0	0	0	1,770,740

## Top Ten Facilities for Air/Water/Land Releases

Facility	City, County	Air Emissions Pounds	Surface Water Discharges Pounds	Releases to Land Pounds	Air/Water/Land Releases Pounds
Elkem Metals Co.	Marietta, Washington	4,315,648	603,000	10,714,000	15,632,648
General Motors Corp.	Defiance, Defiance	894,767	26,635	13,808,618	14,730,020
Arcadian Ohio L.P.	Lima, Allen	3,472,910	50,105	0	3,523,015
SCM Chemicals Americas	Ashtabula, Ashtabula	2,926,164	6,400	0	2,932,564
LTV Steel Co. Inc.	Cleveland, Cuyahoga	89,217	1,643	2,503,930	2,594,790
Owens-Corning	Newark, Licking	1,804,177	0	90,570	1,894,747
Stone Container Corp.	Coshocton, Coshocton	1,871,510	0	0	1,871,510
Scotts Co.	Marysville, Union	1,770,740	0	0	1,770,740
Mead Fine Paper	Chillicothe, Ross	1,655,000	14,057	0	1,669,057
Honda of America Mfg. Inc.	Marysville, Union	1,479,365	0	0	1,479,365

**For More Information. . .**

**State Contact:**  
(614) 644-3606

Cindy DeWulf  
Fax (614) 644-3681

**To obtain TRI data use assistance,  
call TRI User Support Service (TRI-US):**

**EPA Regional Contact:**  
(312) 886-6219

Thelma Codina  
Fax (312) 353-4342

(202) 260-1531

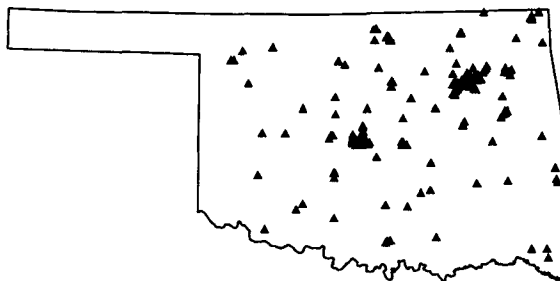
Fax (202) 260-4659



## 1995 TOXICS RELEASE INVENTORY

# OKLAHOMA

Population	3,274,870
Total Facilities	270
Total Forms	838
Form As	70
National Rank for Total Releases	28
National Rank for Air/Water/Land Releases	28
Transfers into State	
Rank	33
Pounds	5,732,996
Transfers out of State	
Rank	29
Pounds	20,655,601



### Reported Releases and Waste Management Activities (pounds)

<b>On-site Releases</b>	24,953,463
Air Emissions	23,563,664
Surface Water Discharges	718,224
Underground Injection	10,238
Releases to Land	661,337
<b>On-site Waste Management</b>	158,242,748
Recycling	51,882,018
Energy Recovery	95,675,680
Treatment	10,685,050
<b>Off-site Transfers for Further Waste Management</b>	27,929,888
Recycling	20,347,336
Energy Recovery	3,016,680
Treatment	907,811
Publicly Owned Treatment Works (POTWs)	155,133
Disposal	3,502,678
Other Off-site Transfers	250

### Top Five Chemicals for Total Releases

Chemical	Air Emissions Pounds	Surface Water Discharges Pounds	Under-ground Injection Pounds	Releases to Land Pounds	Total Releases Pounds
Ammonia	9,258,493	43,723	0	6,290	9,308,506
Methanol	3,284,000	17,377	0	308	3,301,685
Xylene (mixed isomers)	1,488,629	48	0	264	1,488,941
Toluene	1,293,097	48	8,000	260	1,301,405
n-Hexane	1,285,055	35	0	5	1,285,095

### Top Five Chemicals for Air/Water/Land Releases

Chemical	Air Emissions Pounds	Surface Water Discharges Pounds	Releases to Land Pounds	Total Releases Pounds
Ammonia	9,258,493	43,723	6,290	9,308,506
Methanol	3,284,000	17,377	308	3,301,685
Xylene (mixed isomers)	1,488,629	48	264	1,488,941
Toluene	1,293,097	48	260	1,293,405
n-Hexane	1,285,055	35	5	1,285,095



## 1995 TOXICS RELEASE INVENTORY

# OKLAHOMA

### Top Ten Facilities for Total Releases

Facility	City, County	Air Emissions Pounds	Surface Water Discharges Pounds	Underground Injection Pounds	Releases to Land Pounds	Total Releases Pounds
Terra Nitrogen	Catoosa, Rogers	5,271,600	179,032	0	1,750	5,452,382
Farmland Ind. Inc.	Enid, Garfield	3,338,490	7,320	0	505	3,346,315
Weyerhaeuser Co.	Valliant, Mc Curtain	2,878,978	3,606	0	62	2,882,646
General Motors Corp.	Oklahoma City, Oklahoma	1,089,806	0	0	0	1,089,806
U.S. Air Force	Tinker AFB, Oklahoma	1,047,038	305	0	0	1,047,343
Petrolite Corp.	Barnsdall, Osage	809,000	0	8,000	0	817,000
Fort Howard Corp.	Muskogee, Muskogee	667,050	8,800	0	36,000	711,850
Producers Cooperative Oil Mill	Oklahoma City, Oklahoma	671,300	0	0	5	671,305
Continental Carbon Co.	Ponca City, Kay	578,779	0	0	0	578,779
Terra Nitrogen Corp.	Woodward, Woodward	480,920	44,450	0	0	525,370

### Top Ten Facilities for Air/Water/Land Releases

Facility	City, County	Air Emissions Pounds	Surface Water Discharges Pounds	Releases to Land Pounds	Air/Water/Land Releases Pounds
Terra Nitrogen	Catoosa, Rogers	5,271,600	179,032	1,750	5,452,382
Farmland Ind. Inc.	Enid, Garfield	3,338,490	7,320	505	3,346,315
Weyerhaeuser Co.	Valliant, Mc Curtain	2,878,978	3,606	62	2,882,646
General Motors Corp.	Oklahoma City, Oklahoma	1,089,806	0	0	1,089,806
U.S. Air Force	Tinker AFB, Oklahoma	1,047,038	305	0	1,047,343
Petrolite Corp.	Barnsdall, Osage	809,000	0	0	809,000
Fort Howard Corp.	Muskogee, Muskogee	667,050	8,800	36,000	711,850
Producers Cooperative Oil Mill	Oklahoma City, Oklahoma	671,300	0	5	671,305
Continental Carbon Co.	Ponca City, Kay	578,779	0	0	578,779
Terra Nitrogen Corp.	Woodward, Woodward	480,920	44,450	0	525,370

### For More Information. . .

State Contact:  
(405)271-1400

Monty Elder  
Fax (405)271-1317

To obtain TRI data use assistance,  
call TRI User Support Service (TRI-US):

EPA Regional Contact:  
(214)665-8013

Warren Layne  
Fax (214)665-7263

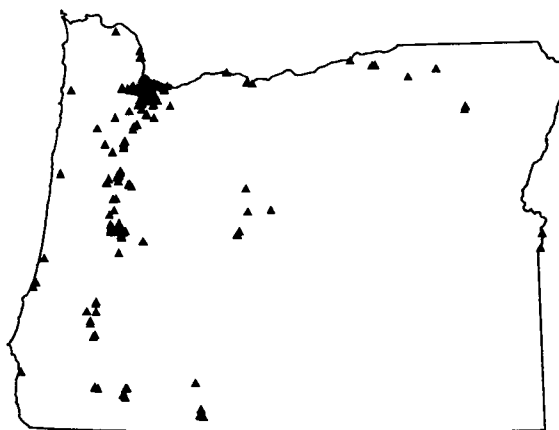
(202)260-1531 Fax (202)260-4659



## 1995 TOXICS RELEASE INVENTORY

# OREGON

Population	3,148,855
Total Facilities	261
Total Forms	735
Form As	54
National Rank for Total Releases	31
National Rank for Air/Water/Land Releases	30
Transfers into State	
Rank	40
Pounds	1,894,704
Transfers out of State	
Rank	30
Pounds	15,266,200



### Reported Releases and Waste Management Activities (pounds)

<b>On-site Releases</b>	21,194,711
Air Emissions	18,949,703
Surface Water Discharges	597,554
Underground Injection	0
Releases to Land	1,647,454
<b>On-site Waste Management</b>	101,510,230
Recycling	35,998,489
Energy Recovery	16,680,064
Treatment	48,831,677
<b>Off-site Transfers for Further Waste Management</b>	37,939,138
Recycling	21,298,486
Energy Recovery	1,067,693
Treatment	4,564,370
Publicly Owned Treatment Works (POTWs)	9,656,048
Disposal	1,328,699
Other Off-site Transfers	23,842

### Top Five Chemicals for Total Releases

Chemical	Air Emissions Pounds	Surface Water Discharges Pounds	Underground Injection Pounds	Releases to Land Pounds	Total Releases Pounds
Methanol	7,840,968	73,754	0	7,600	7,922,322
Ammonia	1,915,537	241,020	0	91,190	2,247,747
Formaldehyde	1,310,786	4,101	0	0	1,314,887
Toluene	1,248,840	5	0	0	1,248,845
Nickel compounds	18,098	525	0	1,197,353	1,215,976

### Top Five Chemicals for Air/Water/Land Releases

Chemical	Air Emissions Pounds	Surface Water Discharges Pounds	Releases to Land Pounds	Total Releases Pounds
Methanol	7,840,968	73,754	7,600	7,922,322
Ammonia	1,915,537	241,020	91,190	2,247,747
Formaldehyde	1,310,786	4,101	0	1,314,887
Toluene	1,248,840	5	0	1,248,845
Nickel compounds	18,098	525	1,197,353	1,215,976





## 1995 TOXICS RELEASE INVENTORY

# OREGON

### Top Ten Facilities for Total Releases

Facility	City, County	Air Emissions Pounds	Surface Water Discharges Pounds	Underground Injection Pounds	Releases to Land Pounds	Total Releases Pounds
Weyerhaeuser Co.	Springfield, Lane	2,718,094	18,190	0	0	2,736,284
International Paper	Gardiner, Douglas	1,770,550	26,700	0	1,303	1,798,553
Georgia-Pacific West Corp.	Toledo, Lincoln	1,195,100	31,220	0	0	1,226,320
Glenbrook Nickel Co.	Riddle, Douglas	11,066	15	0	1,196,629	1,207,710
Simpson Timber Co.	Portland, Multnomah	759,718	0	0	0	759,718
3M	White City, Jackson	751,400	0	0	0	751,400
Pope & Talbot Inc.	Halsey, Linn	664,750	47,150	0	0	711,900
Boise Cascade Corp.	Saint Helens, Columbia	633,405	0	0	0	633,405
Aqua Glass W. Inc.	Klamath Falls, Klamath	632,802	0	0	0	632,802
Willamette Ind. Inc.	Albany, Linn	628,600	754	0	3,238	632,592

### Top Ten Facilities for Air/Water/Land Releases

Facility	City, County	Air Emissions Pounds	Surface Water Discharges Pounds	Releases to Land Pounds	Air/Water/Land Releases Pounds
Weyerhaeuser Co.	Springfield, Lane	2,718,094	18,190	0	2,736,284
International Paper	Gardiner, Douglas	1,770,550	26,700	1,303	1,798,553
Georgia-Pacific West Corp.	Toledo, Lincoln	1,195,100	31,220	0	1,226,320
Glenbrook Nickel Co.	Riddle, Douglas	11,066	15	1,196,629	1,207,710
Simpson Timber Co.	Portland, Multnomah	759,718	0	0	759,718
3M	White City, Jackson	751,400	0	0	751,400
Pope & Talbot Inc.	Halsey, Linn	664,750	47,150	0	711,900
Boise Cascade Corp.	Saint Helens, Columbia	633,405	0	0	633,405
Aqua Glass W. Inc.	Klamath Falls, Klamath	632,802	0	0	632,802
Willamette Ind. Inc.	Albany, Linn	628,600	754	3,238	632,592

### For More Information. . .

State Contact:  
(503) 378-3473 ext. 262

Bob Albers  
Fax (503) 373-1825

To obtain TRI data use assistance,  
call TRI User Support Service (TRI-US):

EPA Regional Contact:  
(206) 553-4016

Christina Colt  
Fax (206) 553-8509

(202) 260-1531

Fax (202) 260-4659



## 1995 TOXICS RELEASE INVENTORY

# PENNSYLVANIA

Population 12,060,312  
Total Facilities 1,213  
Total Forms 3,961  
Form As 306  
National Rank for Total Releases 15  
National Rank for Air/Water/Land Releases 15  
Transfers into State  
Rank 1  
Pounds 189,072,626  
Transfers out of State  
Rank 7  
Pounds 83,493,163



### Reported Releases and Waste Management Activities (pounds)

**On-site Releases** 54,260,053  
Air Emissions 47,232,633  
Surface Water Discharges 5,487,942  
Underground Injection 0  
Releases to Land 1,539,478  
**On-site Waste Management** 858,049,949  
Recycling 421,217,096  
Energy Recovery 136,484,453  
Treatment 300,348,400  
**Off-site Transfers for Further Waste Management** 241,076,794  
Recycling 139,094,454  
Energy Recovery 16,927,716  
Treatment 19,230,368  
Publicly Owned Treatment Works (POTWs) 8,074,292  
Disposal 57,577,916  
Other Off-site Transfers 172,048

### Top Five Chemicals for Total Releases

Chemical	Air Emissions Pounds	Surface Water Discharges Pounds	Under-ground Injection Pounds	Releases to Land Pounds	Total Releases Pounds
Toluene	8,388,033	2,072	0	402	8,390,507
Methanol	4,796,468	30,790	0	9,431	4,836,689
Nitrate compounds	0	4,528,577	0	48,000	4,576,577
Ammonia	3,237,211	602,889	0	279	3,840,379
Dichloromethane	3,646,564	41	0	0	3,646,605

### Top Five Chemicals for Air/Water/Land Releases

Chemical	Air Emissions Pounds	Surface Water Discharges Pounds	Releases to Land Pounds	Total Releases Pounds
Toluene	8,388,033	2,072	402	8,390,507
Methanol	4,796,468	30,790	9,431	4,836,689
Nitrate compounds	0	4,528,577	48,000	4,576,577
Ammonia	3,237,211	602,889	279	3,840,379
Dichloromethane	3,646,564	41	0	3,646,605



## 1995 TOXICS RELEASE INVENTORY

## PENNSYLVANIA

## Top Ten Facilities for Total Releases

Facility	City, County	Air Emissions Pounds	Surface Water Discharges Pounds	Underground Injection Pounds	Releases to Land Pounds	Total Releases Pounds
Armco Inc.	Butler, Butler	316,625	2,204,346	0	366,000	2,886,971
International Paper	Erie, Erie	2,585,651	9,770	0	5,193	2,600,614
P. H. Glatfelter Co.	Spring Grove, York	1,596,635	2,139	0	320	1,599,094
3M	Bristol, Bucks	1,367,600	0	0	0	1,367,600
Kurz-Hastings Inc.	Philadelphia, Philadelphia	1,338,720	0	0	0	1,338,720
Cabot Performance Materials	Boyertown, Berks	1,278,953	23,436	0	0	1,302,389
Foamex L.P.	Corry, Erie	1,014,762	0	0	0	1,014,762
Quebecor Printing Atglen Inc.	Atglen, Chester	940,887	301	0	0	941,188
J & L Specialty Steel Inc.	Midland, Beaver	33,951	900,131	0	0	934,082
Du Pont	Towanda, Bradford	929,690	0	0	0	929,690

## Top Ten Facilities for Air/Water/Land Releases

Facility	City, County	Air Emissions Pounds	Surface Water Discharges Pounds	Releases to Land Pounds	Air/Water/Land Releases Pounds
Armco Inc.	Butler, Butler	316,625	2,204,346	366,000	2,886,971
International Paper	Erie, Erie	2,585,651	9,770	5,193	2,600,614
P. H. Glatfelter Co.	Spring Grove, York	1,596,635	2,139	320	1,599,094
3M	Bristol, Bucks	1,367,600	0	0	1,367,600
Kurz-Hastings Inc.	Philadelphia, Philadelphia	1,338,720	0	0	1,338,720
Cabot Performance Materials	Boyertown, Berks	1,278,953	23,436	0	1,302,389
Foamex L.P.	Corry, Erie	1,014,762	0	0	1,014,762
Quebecor Printing Atglen Inc.	Atglen, Chester	940,887	301	0	941,188
J & L Specialty Steel Inc.	Midland, Beaver	33,951	900,131	0	934,082
Du Pont	Towanda, Bradford	929,690	0	0	929,690

For More Information. . .

State Contact:  
(717) 783-2071Thomas J. Ward, Jr.  
Fax (717) 783-5099To obtain TRI data use assistance,  
call TRI User Support Service (TRI-US):EPA Regional Contact:  
(215) 566-2072Bill Reilly  
Fax (215) 566-2101

(202) 260-1531 Fax (202) 260-4659



# 1995 TOXICS RELEASE INVENTORY

# PUERTO RICO

## Reported Releases and Waste Management Activities (pounds)

Population	3,755,127
Total Facilities	163
Total Forms	511
Form As	26
National Rank for Total Releases	38
National Rank for Air/Water/Land Releases	37
Transfers into State	
Rank	51
Pounds	1,988
Transfers out of State	
Rank	39
Pounds	8,373,785



<b>On-site Releases</b>	9,424,678
Air Emissions	9,397,960
Surface Water Discharges	22,262
Underground Injection	0
Releases to Land	4,456
<b>On-site Waste Management</b>	46,744,269
Recycling	30,367,912
Energy Recovery	606,414
Treatment	15,769,943
<b>Off-site Transfers for Further Waste Management</b>	30,814,780
Recycling	11,728,018
Energy Recovery	10,162,069
Treatment	5,905,827
Publicly Owned Treatment Works (POTWs)	2,607,497
Disposal	411,369
Other Off-site Transfers	0

## Top Five Chemicals for Total Releases

Chemical	Air Emissions Pounds	Surface Water Discharges Pounds	Under-ground Injection Pounds	Releases to Land Pounds	Total Releases Pounds
Dichloromethane	3,628,470	0	0	0	3,628,470
Toluene	1,270,465	3	0	5	1,270,473
n-Butyl alcohol	605,304	0	0	0	605,304
Methanol	574,278	5,050	0	0	579,328
n-Hexane	424,083	0	0	0	424,083

## Top Five Chemicals for Air/Water/Land Releases

Chemical	Air Emissions Pounds	Surface Water Discharges Pounds	Releases to Land Pounds	Total Releases Pounds
Dichloromethane	3,628,470	0	0	3,628,470
Toluene	1,270,465	3	5	1,270,473
n-Butyl alcohol	605,304	0	0	605,304
Methanol	574,278	5,050	0	579,328
n-Hexane	424,083	0	0	424,083



## 1995 TOXICS RELEASE INVENTORY

# PUERTO RICO

### Top Ten Facilities for Total Releases

Facility	City, County	Air Emissions Pounds	Surface Water Discharges Pounds	Underground Injection Pounds	Releases to Land Pounds	Total Releases Pounds
Upjohn Mfg. Co.	Arecibo, Arecibo	2,001,450	0	0	0	2,001,450
Abbott Chemicals Inc.	Barceloneta, Barceloneta	1,193,707	0	0	0	1,193,707
Schering-Plough Prods. Inc.	Las Piedras, Las Piedras	756,089	0	0	0	756,089
Phillips Puerto Rico Core Inc.	Guayama, Guayama	627,090	12	0	0	627,102
Merck Sharp & Dohme Quimica	Barceloneta, Barceloneta	555,507	0	0	0	555,507
Cyanamid Agricultural	Manati, Manati	480,700	0	0	25	480,725
Puerto Rico Sun Oil Co.	Yabucoa, Yabucoa	436,354	16,912	0	0	453,266
Coatings Inc. & Co.	Bayamon, Bayamon	412,318	0	0	0	412,318
Caribbean Petroleum Corp.	Bayamon, Bayamon	266,634	0	0	0	266,634
Schering-Plough Prods. Inc.	Manati, Manati	263,610	0	0	0	263,610

### Top Ten Facilities for Air/Water/Land Releases

Facility	City, County	Air Emissions Pounds	Surface Water Discharges Pounds	Releases to Land Pounds	Air/Water/Land Releases Pounds
Upjohn Mfg. Co.	Arecibo, Arecibo	2,001,450	0	0	2,001,450
Abbott Chemicals Inc.	Barceloneta, Barceloneta	1,193,707	0	0	1,193,707
Schering-Plough Prods. Inc.	Las Piedras, Las Piedras	756,089	0	0	756,089
Phillips Puerto Rico Core Inc.	Guayama, Guayama	627,090	12	0	627,102
Merck Sharp & Dohme Quimica	Barceloneta, Barceloneta	555,507	0	0	555,507
Cyanamid Agricultural	Manati, Manati	480,700	0	25	480,725
Puerto Rico Sun Oil Co.	Yabucoa, Yabucoa	436,354	16,912	0	453,266
Coatings Inc. & Co.	Bayamon, Bayamon	412,318	0	0	412,318
Caribbean Petroleum Corp.	Bayamon, Bayamon	266,634	0	0	266,634
Schering-Plough Prods. Inc.	Manati, Manati	263,610	0	0	263,610

### For More Information. . .

State Contact:  
(809) 766-2823

Genaro Torres  
Fax (809) 756-5906

To obtain TRI data use assistance,  
call TRI User Support Service (TRI-US):

EPA Regional Contact:  
(908) 906-6890

Nora Lopez  
Fax (908) 321-6788

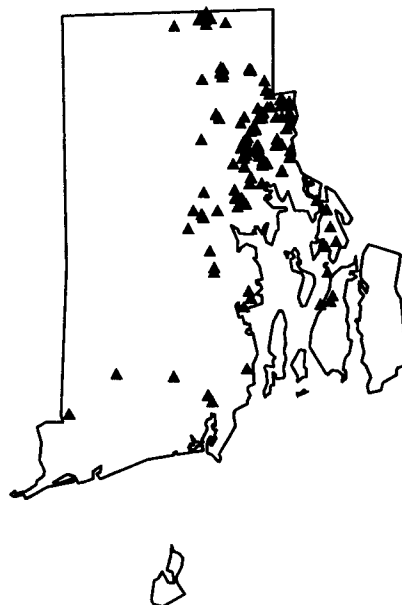
(202) 260-1531 Fax (202) 260-4659



## 1995 TOXICS RELEASE INVENTORY

# RHODE ISLAND

Population	991,701
Total Facilities	145
Total Forms	378
Form As	41
National Rank for Total Releases	46
National Rank for Air/Water/Land Releases	46
Transfers into State	
Rank	35
Pounds	3,749,939
Transfers out of State	
Rank	32
Pounds	14,757,334



### Reported Releases and Waste Management Activities (pounds)

<b>On-site Releases</b>	<b>2,782,799</b>
Air Emissions	2,734,284
Surface Water Discharges	48,475
Underground Injection	0
Releases to Land	40
<b>On-site Waste Management</b>	<b>25,621,448</b>
Recycling	17,488,692
Energy Recovery	237,930
Treatment	7,894,826
<b>Off-site Transfers for Further Waste Management</b>	<b>16,441,002</b>
Recycling	14,159,508
Energy Recovery	874,836
Treatment	515,617
Publicly Owned Treatment Works (POTWs)	439,410
Disposal	451,381
Other Off-site Transfers	250

### Top Five Chemicals for Total Releases

Chemical	Air Emissions Pounds	Surface Water Discharges Pounds	Under-ground Injection Pounds	Releases to Land Pounds	Total Releases Pounds
Toluene	1,185,072	2	0	0	1,185,074
Methyl ethyl ketone	452,353	0	0	0	452,353
Methanol	232,441	1,940	0	0	234,381
Xylene (mixed isomers)	197,627	1	0	0	197,628
Ammonia	76,812	42,100	0	0	118,912

### Top Five Chemicals for Air/Water/Land Releases

Chemical	Air Emissions Pounds	Surface Water Discharges Pounds	Releases to Land Pounds	Total Releases Pounds
Toluene	1,185,072	2	0	1,185,074
Methyl ethyl ketone	452,353	0	0	452,353
Methanol	232,441	1,940	0	234,381
Xylene (mixed isomers)	197,627	1	0	197,628
Ammonia	76,812	42,100	0	118,912



## 1995 TOXICS RELEASE INVENTORY

# RHODE ISLAND

### Top Ten Facilities for Total Releases

Facility	City, County	Air Emissions Pounds	Surface Water Discharges Pounds	Underground Injection Pounds	Releases to Land Pounds	Total Releases Pounds
Quebecor Printing	Providence, Providence	954,752	8	0	0	954,760
Kenyon Ind. Inc.	Kenyon, Washington	236,956	0	0	0	236,956
Rexam D.S.I.	Johnston, Providence	200,450	0	0	0	200,450
Coats American	Bristol, Bristol	185,589	0	0	0	185,589
Osram Sylvania Inc.	Central Falls, Providence	68,031	42,172	0	0	110,203
Arkwright Inc.	Fiskeville, Kent	104,555	0	0	0	104,555
Facile Holdings Inc.	Rumford, Providence	65,068	0	0	0	65,068
Dewal Ind. Inc.	Narragansett, Washington	59,800	0	0	0	59,800
TPI Inc.	Portsmouth, Newport	57,192	0	0	0	57,192
Kenyon Laminating Group	Peace Dale, Washington	52,690	0	0	0	52,690

### Top Ten Facilities for Air/Water/Land Releases

Facility	City, County	Air Emissions Pounds	Surface Water Discharges Pounds	Releases to Land Pounds	Air/Water/Land Releases Pounds
Quebecor Printing	Providence, Providence	954,752	8	0	954,760
Kenyon Ind. Inc.	Kenyon, Washington	236,956	0	0	236,956
Rexam D.S.I.	Johnston, Providence	200,450	0	0	200,450
Coats American	Bristol, Bristol	185,589	0	0	185,589
Osram Sylvania Inc.	Central Falls, Providence	68,031	42,172	0	110,203
Arkwright Inc.	Fiskeville, Kent	104,555	0	0	104,555
Facile Holdings Inc.	Rumford, Providence	65,068	0	0	65,068
Dewal Ind. Inc.	Narragansett, Washington	59,800	0	0	59,800
TPI Inc.	Portsmouth, Newport	57,192	0	0	57,192
Kenyon Laminating Group	Peace Dale, Washington	52,690	0	0	52,690

### For More Information. . .

State Contact:  
(401) 277-2808 Ext. 7030

Karen Slattery  
Fax (401) 277-2017

To obtain TRI data use assistance,  
call TRI User Support Service (TRI-US):

EPA Regional Contact:  
(617) 565-3230

Dwight Peavey  
Fax (617) 565-4939

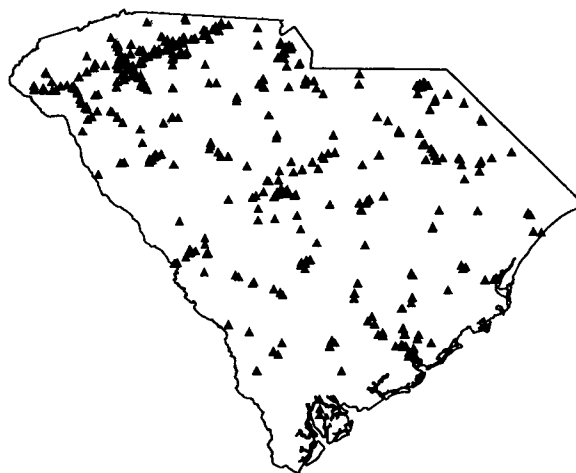
(202) 260-1531 Fax (202) 260-4659



## 1995 TOXICS RELEASE INVENTORY

# SOUTH CAROLINA

Population	3,667,000
Total Facilities	494
Total Forms	1,833
Form As	167
National Rank for Total Releases	14
National Rank for Air/Water/Land Releases	14
Transfers into State	
Rank	10
Pounds	53,895,077
Transfers out of State	
Rank	8
Pounds	81,250,486



### Reported Releases and Waste Management Activities (pounds)

<b>On-site Releases</b>	54,339,031
Air Emissions	51,850,487
Surface Water Discharges	1,747,320
Underground Injection	0
Releases to Land	741,224
<b>On-site Waste Management</b>	450,582,565
Recycling	277,710,357
Energy Recovery	50,562,712
Treatment	122,309,496
<b>Off-site Transfers for Further Waste Management</b>	125,160,562
Recycling	101,510,186
Energy Recovery	10,500,648
Treatment	5,764,675
Publicly Owned Treatment Works (POTWs)	3,885,743
Disposal	3,499,310
Other Off-site Transfers	0

### Top Five Chemicals for Total Releases

Chemical	Air Emissions Pounds	Surface Water Discharges Pounds	Under-ground Injection Pounds	Releases to Land Pounds	Total Releases Pounds
Methanol	15,729,984	160,034	0	80,505	15,970,523
Toluene	5,529,393	544	0	750	5,530,687
Ammonia	3,615,729	244,384	0	35,066	3,895,179
Xylene (mixed isomers)	2,441,359	2,710	0	170	2,444,239
Hydrochloric acid	2,340,988	0	0	0	2,340,988

### Top Five Chemicals for Air/Water/Land Releases

Chemical	Air Emissions Pounds	Surface Water Discharges Pounds	Releases to Land Pounds	Total Releases Pounds
Methanol	15,729,984	160,034	80,505	15,970,523
Toluene	5,529,393	544	750	5,530,687
Ammonia	3,615,729	244,384	35,066	3,895,179
Xylene (mixed isomers)	2,441,359	2,710	170	2,444,239
Hydrochloric acid	2,340,988	0	0	2,340,988





## 1995 TOXICS RELEASE INVENTORY

# SOUTH CAROLINA

### Top Ten Facilities for Total Releases

Facility	City, County	Air Emissions Pounds	Surface Water Discharges Pounds	Underground Injection Pounds	Releases to Land Pounds	Total Releases Pounds
Westinghouse Electric Corp.	Hampton, Hampton	5,172,000	390	0	0	5,172,390
Westvaco Corp.	North Charleston, Charleston	3,806,150	28,833	0	0	3,834,983
International Paper	Georgetown, Georgetown	3,342,186	19,592	0	0	3,361,778
Anchor Continental	Columbia, Richland	2,793,735	0	0	0	2,793,735
Stone Container Corp.	Florence, Florence	2,079,046	2,052	0	0	2,081,098
Devro-Teepak Inc.	Swansea, Calhoun	1,698,000	123,364	0	0	1,821,364
Union Camp Corp.	Eastover, Richland	1,633,865	85,070	0	12,970	1,731,905
Eastman Chemical Co.	Eastman Columbia, Calhoun	1,432,151	31,423	0	23,738	1,487,312
Bowater Inc.	Catawba, York	1,235,777	85,977	0	87,110	1,408,864
Albemarle Corp.	Orangeburg, Orangeburg	778,396	100,090	0	405,970	1,284,456

### Top Ten Facilities for Air/Water/Land Releases

Facility	City, County	Air Emissions Pounds	Surface Water Discharges Pounds	Releases to Land Pounds	Air/Water/Land Releases Pounds
Westinghouse Electric Corp.	Hampton, Hampton	5,172,000	390	0	5,172,390
Westvaco Corp.	North Charleston, Charleston	3,806,150	28,833	0	3,834,983
International Paper	Georgetown, Georgetown	3,342,186	19,592	0	3,361,778
Anchor Continental	Columbia, Richland	2,793,735	0	0	2,793,735
Stone Container Corp.	Florence, Florence	2,079,046	2,052	0	2,081,098
Devro-Teepak Inc.	Swansea, Calhoun	1,698,000	123,364	0	1,821,364
Union Camp Corp.	Eastover, Richland	1,633,865	85,070	12,970	1,731,905
Eastman Chemical Co.	Eastman Columbia, Calhoun	1,432,151	31,423	23,738	1,487,312
Bowater Inc.	Catawba, York	1,235,777	85,977	87,110	1,408,864
Albemarle Corp.	Orangeburg, Orangeburg	778,396	100,090	405,970	1,284,456

### For More Information. . .

State Contact:  
(803) 734-7236

Michael Juras  
Fax (803) 734-4556

To obtain TRI data use assistance,  
call TRI User Support Service (TRI-US):

EPA Regional Contact:  
(404) 562-9191

Ezequiel Velez  
Fax (404) 562-9163

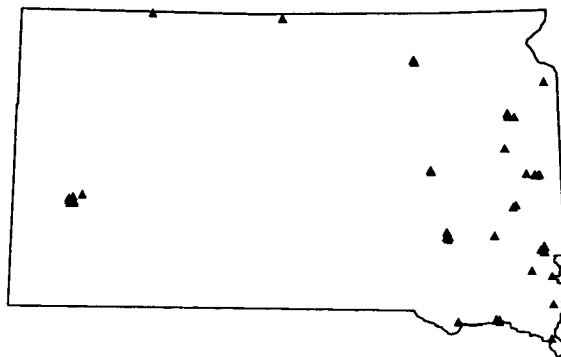
(202) 260-1531 Fax (202) 260-4659



## 1995 TOXICS RELEASE INVENTORY

# SOUTH DAKOTA

Population 729,500  
Total Facilities 72  
Total Forms 139  
Form As 13  
National Rank for Total Releases 49  
National Rank for Air/Water/Land Releases 49  
Transfers into State  
Rank 47  
Pounds 137,883  
Transfers out of State  
Rank 45  
Pounds 598,729



### Reported Releases and Waste Management Activities (pounds)

**On-site Releases** 1,913,006  
Air Emissions 1,911,132  
Surface Water Discharges 1,487  
Underground Injection 0  
Releases to Land 387

**On-site Waste Management** 34,145,063  
Recycling 187,866  
Energy Recovery 1,065,000  
Treatment 32,892,197

**Off-site Transfers for Further Waste Management** 1,493,701  
Recycling 682,774  
Energy Recovery 158,806  
Treatment 116,964  
Publicly Owned Treatment Works (POTWs) 444,246  
Disposal 90,911  
Other Off-site Transfers 0

### Top Five Chemicals for Total Releases

Chemical	Air Emissions Pounds	Surface Water Discharges Pounds	Under-ground Injection Pounds	Releases to Land Pounds	Total Releases Pounds
Xylene (mixed isomers)	863,269	0	0	0	863,269
Toluene	234,537	0	0	363	234,900
Methyl ethyl ketone	142,367	0	0	0	142,367
Ammonia	119,080	1,232	0	0	120,312
Glycol ethers	98,450	0	0	0	98,450

### Top Five Chemicals for Air/Water/Land Releases

Chemical	Air Emissions Pounds	Surface Water Discharges Pounds	Releases to Land Pounds	Total Releases Pounds
Xylene (mixed isomers)	863,269	0	0	863,269
Toluene	234,537	0	363	234,900
Methyl ethyl ketone	142,367	0	0	142,367
Ammonia	119,080	1,232	0	120,312
Glycol ethers	98,450	0	0	98,450



## 1995 TOXICS RELEASE INVENTORY

## SOUTH DAKOTA

## Top Ten Facilities for Total Releases

Facility	City, County	Air Emissions Pounds	Surface Water Discharges Pounds	Underground Injection Pounds	Releases to Land Pounds	Total Releases Pounds
3M Health Care	Brookings, Brookings	362,250	0	0	0	362,250
Starmark Inc.	Sioux Falls, Minnehaha	256,000	0	0	0	256,000
Alumax Extrusions Inc.	Yankton, Yankton	230,860	0	0	0	230,860
John Morrell & Co.	Sioux Falls, Minnehaha	119,070	1,232	0	0	120,302
Trail King Ind. Inc.	Mitchell, Davison	107,364	0	0	0	107,364
SMC Corp.	Sioux Falls, Minnehaha	93,085	0	0	0	93,085
Twin City Fan & Blower Co.	Brookings, Brookings	59,956	0	0	0	59,956
Trail King Ind. Inc.	Mitchell, Davison	55,898	0	0	0	55,898
Merillat Ind. Inc.	Rapid City, Pennington	52,846	0	0	0	52,846
Raven Ind. Inc.	Sioux Falls, Minnehaha	48,053	0	0	0	48,053

## Top Ten Facilities for Air/Water/Land Releases

Facility	City, County	Air Emissions Pounds	Surface Water Discharges Pounds	Releases to Land Pounds	Air/Water/Land Releases Pounds
3M Health Care	Brookings, Brookings	362,250	0	0	362,250
Starmark Inc.	Sioux Falls, Minnehaha	256,000	0	0	256,000
Alumax Extrusions Inc.	Yankton, Yankton	230,860	0	0	230,860
John Morrell & Co.	Sioux Falls, Minnehaha	119,070	1,232	0	120,302
Trail King Ind. Inc.	Mitchell, Davison	107,364	0	0	107,364
SMC Corp.	Sioux Falls, Minnehaha	93,085	0	0	93,085
Twin City Fan & Blower Co.	Brookings, Brookings	59,956	0	0	59,956
Trail King Ind. Inc.	Mitchell, Davison	55,898	0	0	55,898
Merillat Ind. Inc.	Rapid City, Pennington	52,846	0	0	52,846
Raven Ind. Inc.	Sioux Falls, Minnehaha	48,053	0	0	48,053

## For More Information. . .

State Contact:  
(605) 773-3296Lee Ann Smith  
Fax (605) 773-6035To obtain TRI data use assistance,  
call TRI User Support Service (TRI-US):EPA Regional Contact:  
(303) 312-6028Bruce Cooper  
Fax (303) 312-6044

(202) 260-1531

Fax (202) 260-4659



## 1995 TOXICS RELEASE INVENTORY

# TENNESSEE

### Reported Releases and Waste Management Activities (pounds)

Population	5,246,723
Total Facilities	633
Total Forms	2,132
Form As	163
National Rank for Total Releases	4
National Rank for Air/Water/Land Releases	3
Transfers into State	
Rank	14
Pounds	43,846,998
Transfers out of State	
Rank	19
Pounds	38,400,155



<b>On-site Releases</b>	111,182,899
Air Emissions	103,130,070
Surface Water Discharges	1,549,615
Underground Injection	1,174,570
Releases to Land	5,328,644
<b>On-site Waste Management</b>	809,893,831
Recycling	615,850,037
Energy Recovery	62,560,066
Treatment	131,483,728
<b>Off-site Transfers for Further Waste Management</b>	82,864,858
Recycling	58,195,383
Energy Recovery	5,961,992
Treatment	5,695,820
Publicly Owned Treatment Works (POTWs)	4,746,374
Disposal	8,230,485
Other Off-site Transfers	34,804

### Top Five Chemicals for Total Releases

Chemical	Air Emissions Pounds	Surface Water Discharges Pounds	Under-ground Injection Pounds	Releases to Land Pounds	Total Releases Pounds
Carbon disulfide	29,310,000	32,013	0	265	29,342,278
Toluene	12,346,095	1,227	205	3,573	12,351,100
Methanol	11,288,721	8,162	464,179	3,488	11,764,550
Sulfuric acid	7,385,244	5	0	398	7,385,647
Ammonia	4,896,812	488,039	658,258	60,625	6,103,734

### Top Five Chemicals for Air/Water/Land Releases

Chemical	Air Emissions Pounds	Surface Water Discharges Pounds	Releases to Land Pounds	Total Releases Pounds
Carbon disulfide	29,310,000	32,013	265	29,342,278
Toluene	12,346,095	1,227	3,573	12,350,895
Methanol	11,288,721	8,162	3,488	11,300,371
Sulfuric acid	7,385,244	5	398	7,385,647
*Hydrochloric acid	5,508,912	255	88	5,509,255

\* Effective with the 1995 reporting year, the listing for hydrochloric acid was modified to include only acid aerosol forms. Reported releases of hydrochloric acid to water, land, and underground injection are unlikely to be acid aerosol forms and therefore probably represent misreporting.



## 1995 TOXICS RELEASE INVENTORY

## TENNESSEE

## Top Ten Facilities for Total Releases

Facility	City, County	Air Emissions Pounds	Surface Water Discharges Pounds	Underground Injection Pounds	Releases to Land Pounds	Total Releases Pounds
Lenzing Fibers Corp.	Lowland, Hamblen	23,200,760	31,100	0	0	23,231,860
ICI Acrylics Inc.	Memphis, Shelby	9,520,251	0	0	0	9,520,251
Eastman Chemical Co.	Kingsport, Sullivan	7,075,865	333,886	0	71,627	7,481,378
Chemetals Inc.	New Johnsonville, Humphreys	273,331	945	0	4,532,138	4,806,414
Arcadian Fertilizer L.P.	Millington, Shelby	3,231,320	9,586	0	0	3,240,906
North American Rayon Corp.	Elizabethton, Carter	2,820,005	139,700	0	1,065	2,960,770
Nissan Motor Mfg. Corp. USA	Smyrna, Rutherford	2,579,468	0	0	0	2,579,468
Quebecor Printing Inc.	Dickson, Dickson	2,470,345	0	0	0	2,470,345
Viskase Corp.	Loudon, Loudon	2,278,000	0	0	0	2,278,000
Tenneco Packaging	Counce, Hardin	2,210,750	13,755	0	19,000	2,243,505

## Top Ten Facilities for Air/Water/Land Releases

Facility	City, County	Air Emissions Pounds	Surface Water Discharges Pounds	Releases to Land Pounds	Air/Water/Land Releases Pounds
Lenzing Fibers Corp.	Lowland, Hamblen	23,200,760	31,100	0	23,231,860
ICI Acrylics Inc.	Memphis, Shelby	9,520,251	0	0	9,520,251
Eastman Chemical Co.	Kingsport, Sullivan	7,075,865	333,886	71,627	7,481,378
Chemetals Inc.	New Johnsonville, Humphreys	273,331	945	4,532,138	4,806,414
Arcadian Fertilizer L.P.	Millington, Shelby	3,231,320	9,586	0	3,240,906
North American Rayon Corp.	Elizabethton, Carter	2,820,005	139,700	1,065	2,960,770
Nissan Motor Mfg. Corp. USA	Smyrna, Rutherford	2,579,468	0	0	2,579,468
Quebecor Printing Inc.	Dickson, Dickson	2,470,345	0	0	2,470,345
Viskase Corp.	Loudon, Loudon	2,278,000	0	0	2,278,000
Tenneco Packaging	Counce, Hardin	2,210,750	13,755	19,000	2,243,505

## For More Information. . .

State Contact:  
(615) 741-2986Betty Eaves  
Fax (615) 741-4173To obtain TRI data use assistance,  
call TRI User Support Service (TRI-US):EPA Regional Contact:  
(404) 562-9191Ezequiel Velez  
Fax (404) 562-9163

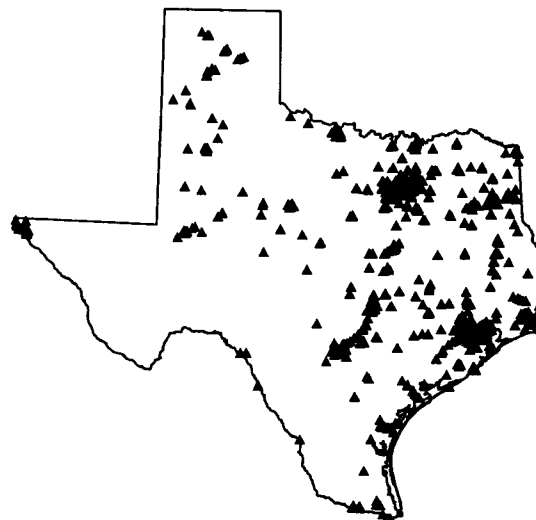
(202) 260-1531 Fax (202) 260-4659



## 1995 TOXICS RELEASE INVENTORY

# TEXAS

Population	18,801,380
Total Facilities	1,193
Total Forms	5,705
Form As	447
National Rank for Total Releases	1
National Rank for Air/Water/Land Releases	1
Transfers into State	
Rank	7
Pounds	75,510,347
Transfers out of State	
Rank	6
Pounds	95,167,041



### Reported Releases and Waste Management Activities (pounds)

<b>On-site Releases</b>	283,932,143
Air Emissions	128,694,945
Surface Water Discharges	23,413,945
Underground Injection	118,850,176
Releases to Land	12,973,077
<b>On-site Waste Management</b>	3,055,837,532
Recycling	806,889,419
Energy Recovery	796,823,194
Treatment	1,452,124,919
<b>Off-site Transfers for Further Waste Management</b>	343,302,155
Recycling	133,162,715
Energy Recovery	106,463,123
Treatment	49,449,843
Publicly Owned Treatment Works (POTWs)	41,325,733
Disposal	12,871,575
Other Off-site Transfers	29,166

### Top Five Chemicals for Total Releases

Chemical	Air Emissions Pounds	Surface Water Discharges Pounds	Underground Injection Pounds	Releases to Land Pounds	Total Releases Pounds
Nitrate compounds	590	21,756,152	20,200,021	15	41,956,778
Ammonia	7,827,318	937,101	14,439,027	887,358	24,090,804
Ethylene	20,624,080	0	0	0	20,624,080
Methanol	9,785,694	139,498	9,096,195	487,914	19,509,301
Nitric acid	85,908	13,406	15,797,905	344	15,897,563

### Top Five Chemicals for Air/Water/Land Releases

Chemical	Air Emissions Pounds	Surface Water Discharges Pounds	Releases to Land Pounds	Total Releases Pounds
Nitrate compounds	590	21,756,152	15	21,756,757
Ethylene	20,624,080	0	0	20,624,080
Propylene	13,635,261	0	42	13,635,303
n-Hexane	11,694,219	554	1,335	11,696,108
Methanol	9,785,694	139,498	487,914	10,413,106



## 1995 TOXICS RELEASE INVENTORY

# TEXAS

### Top Ten Facilities for Total Releases

Facility	City, County	Air Emissions Pounds	Surface Water Discharges Pounds	Underground Injection Pounds	Releases to Land Pounds	Total Releases Pounds
Du Pont	Victoria, Victoria	502,649	1,561	24,974,723	9,248	25,488,181
Du Pont	Beaumont, Jefferson	1,311,676	4,459	20,447,185	0	21,763,320
BASF Corp.	Freeport, Brazoria	386,849	17,011,048	1,926,800	0	19,324,697
Sterling Chemicals Inc.	Texas City, Galveston	1,121,093	1,230	14,598,675	0	15,720,998
Hoechst-Celanese Chemical	Pasadena, Harris	1,057,860	0	12,602,200	0	13,660,060
BP Chemicals Inc.	Port Lavaca, Calhoun	201,277	720	12,894,900	9,053	13,105,950
American Chrome & Chemicals	Corpus Christi, Nueces	90,600	4,050	0	9,400,000	9,494,650
Monsanto	Alvin, Brazoria	140,043	0	8,885,068	42,000	9,067,111
Dow Chemical Co.	Freeport, Brazoria	5,330,084	727,074	0	63,819	6,120,977
Shell Oil Co.	Deer Park, Harris	2,377,506	195,758	1,800,000	384,253	4,757,517

### Top Ten Facilities for Air/Water/Land Releases

Facility	City, County	Air Emissions Pounds	Surface Water Discharges Pounds	Releases to Land Pounds	Air/Water/Land Releases Pounds
BASF Corp.	Freeport, Brazoria	386,849	17,011,048	0	17,397,897
American Chrome & Chemicals	Corpus Christi, Nueces	90,600	4,050	9,400,000	9,494,650
Dow Chemical Co.	Freeport, Brazoria	5,330,084	727,074	63,819	6,120,977
Eastman Chemical Co.	Longview, Harrison	3,885,625	3,457	19,620	3,908,702
Huntsman Petrochemical Corp.	Port Arthur, Jefferson	3,341,038	0	0	3,341,038
Mobil Oil Beaumont Refinery	Beaumont, Jefferson	3,339,525	0	1	3,339,526
Bayer Corp.	Baytown, Chambers	104,055	3,013,160	0	3,117,215
Du Pont	Orange, Orange	3,109,277	0	0	3,109,277
Shell Oil Co.	Deer Park, Harris	2,377,506	195,758	384,253	2,957,517
Mobil Chemical Co.	Beaumont, Jefferson	2,676,605	72	15,433	2,692,110

**For More Information. . .**

**State Contact:**  
(512)239-3147

Becky Kurka  
Fax (512)239-3165

**To obtain TRI data use assistance,  
call TRI User Support Service (TRI-US):**

**EPA Regional Contact:**  
(214)665-8013

Warren Layne  
Fax (214)665-7263

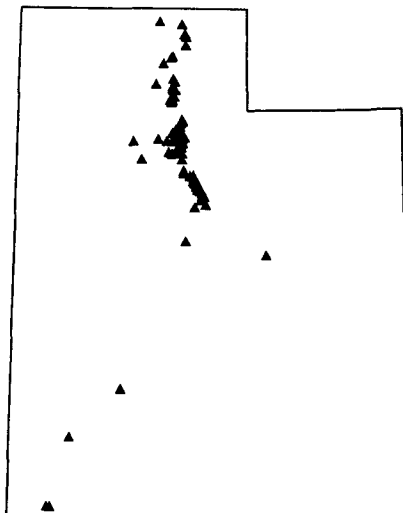
(202)260-1531 Fax (202)260-4659



## 1995 TOXICS RELEASE INVENTORY

# UTAH

Population	1,958,313
Total Facilities	148
Total Forms	494
Form As	70
National Rank for Total Releases	10
National Rank for Air/Water/Land Releases	9
Transfers into State	
Rank	32
Pounds	8,364,197
Transfers out of State	
Rank	40
Pounds	3,333,426



### Reported Releases and Waste Management Activities

(pounds)

<b>On-site Releases</b>	76,321,734
Air Emissions	69,215,983
Surface Water Discharges	16,236
Underground Injection	0
Releases to Land	7,089,515
<b>On-site Waste Management</b>	170,211,295
Recycling	13,628,924
Energy Recovery	4,382,092
Treatment	152,200,279
<b>Off-site Transfers for Further Waste Management</b>	7,545,898
Recycling	5,856,703
Energy Recovery	97,386
Treatment	584,532
Publicly Owned Treatment Works (POTWs)	506,295
Disposal	500,982
Other Off-site Transfers	0

### Top Five Chemicals for Total Releases

Chemical	Air Emissions Pounds	Surface Water Discharges Pounds	Under-ground Injection Pounds	Releases to Land Pounds	Total Releases Pounds
Chlorine	58,285,319	0	0	0	58,285,319
Hydrochloric acid	6,825,327	0	0	0	6,825,327
Copper compounds	83,895	1,300	0	2,400,750	2,485,945
Zinc compounds	26,171	765	0	1,602,318	1,629,254
1,1,1-Trichloroethane	1,016,107	0	0	0	1,016,107

### Top Five Chemicals for Air/Water/Land Releases

Chemical	Air Emissions Pounds	Surface Water Discharges Pounds	Releases to Land Pounds	Total Releases Pounds
Chlorine	58,285,319	0	0	58,285,319
Hydrochloric acid	6,825,327	0	0	6,825,327
Copper compounds	83,895	1,300	2,400,750	2,485,945
Zinc compounds	26,171	765	1,602,318	1,629,254
1,1,1-Trichloroethane	1,016,107	0	0	1,016,107





## 1995 TOXICS RELEASE INVENTORY

# UTAH

### Top Ten Facilities for Total Releases

Facility	City, County	Air Emissions Pounds	Surface Water Discharges Pounds	Underground Injection Pounds	Releases to Land Pounds	Total Releases Pounds
Magnesium Corp. of America	Rowley, Tooele	64,339,080	0	0	0	64,339,080
Kennecott Utah Copper	Magna, Salt Lake	239,355	4,055	0	5,746,800	5,990,210
Thiokol Corp.	Promontory, Box Elder	978,600	0	0	0	978,600
Geneva Steel	Vineyard, Utah	79,973	5,250	0	816,555	901,778
Hercules Inc.	West Valley City, Salt Lake	643,141	0	0	9,948	653,089
Pacific States Cast Iron Pipe	Provo, Utah	3,581	0	0	239,970	243,551
American Azide Corp.	Cedar City, Iron	8,019	0	0	186,076	194,095
U.S. Air Force	Hill Air Force Base, Davis	183,955	0	0	0	183,955
U.S. Air Force	Grantsville, Tooele	170,000	0	0	0	170,000
Thiokol Corp.	Clearfield, Davis	160,000	0	0	0	160,000

### Top Ten Facilities for Air/Water/Land Releases

Facility	City, County	Air Emissions Pounds	Surface Water Discharges Pounds	Releases to Land Pounds	Air/Water/Land Releases Pounds
Magnesium Corp. of America	Rowley, Tooele	64,339,080	0	0	64,339,080
Kennecott Utah Copper	Magna, Salt Lake	239,355	4,055	5,746,800	5,990,210
Thiokol Corp.	Promontory, Box Elder	978,600	0	0	978,600
Geneva Steel	Vineyard, Utah	79,973	5,250	816,555	901,778
Hercules Inc.	West Valley City, Salt Lake	643,141	0	9,948	653,089
Pacific States Cast Iron Pipe	Provo, Utah	3,581	0	239,970	243,551
American Azide Corp.	Cedar City, Iron	8,019	0	186,076	194,095
U.S. Air Force	Hill Air Force Base, Davis	183,955	0	0	183,955
U.S. Air Force	Grantsville, Tooele	170,000	0	0	170,000
Thiokol Corp.	Clearfield, Davis	160,000	0	0	160,000

**For More Information. . .**

**State Contact:**  
(801)536-4102

Neil Taylor  
Fax (801)536-4242

**To obtain TRI data use assistance,  
call TRI User Support Service (TRI-US):**

**EPA Regional Contact:**  
(303)312-6028

Bruce Cooper  
Fax (303)312-6044

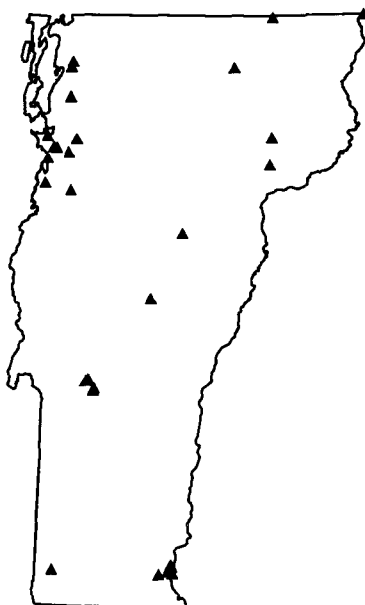
(202)260-1531 Fax (202)260-4659



## 1995 TOXICS RELEASE INVENTORY

# VERMONT

Population	584,776
Total Facilities	38
Total Forms	82
Form As	3
National Rank for Total Releases	51
National Rank for Air/Water/Land Releases	51
Transfers into State	
Rank	52
Pounds	1,850
Transfers out of State	
Rank	42
Pounds	2,030,246



### Reported Releases and Waste Management Activities (pounds)

<b>On-site Releases</b>	552,845
Air Emissions	547,459
Surface Water Discharges	2,712
Underground Injection	0
Releases to Land	2,674
<b>On-site Waste Management</b>	1,844,147
Recycling	1,073,467
Energy Recovery	12,000
Treatment	758,680
<b>Off-site Transfers for Further Waste Management</b>	2,059,338
Recycling	1,715,551
Energy Recovery	19,461
Treatment	292,141
Publicly Owned Treatment Works (POTWs)	3,789
Disposal	28,396
Other Off-site Transfers	0

### Top Five Chemicals for Total Releases

Chemical	Air Emissions Pounds	Surface Water Discharges Pounds	Underground Injection Pounds	Releases to Land Pounds	Total Releases Pounds
Toluene	250,404	0	0	0	250,404
Methyl ethyl ketone	89,850	0	0	0	89,850
Methanol	87,594	0	0	0	87,594
Xylene (mixed isomers)	34,483	0	0	0	34,483
Sulfuric acid	31,000	0	0	0	31,000

### Top Five Chemicals for Air/Water/Land Releases

Chemical	Air Emissions Pounds	Surface Water Discharges Pounds	Releases to Land Pounds	Total Releases Pounds
Toluene	250,404	0	0	250,404
Methyl ethyl ketone	89,850	0	0	89,850
Methanol	87,594	0	0	87,594
Xylene (mixed isomers)	34,483	0	0	34,483
Sulfuric acid	31,000	0	0	31,000



# 1995 TOXICS RELEASE INVENTORY

# VERMONT

## Top Ten Facilities for Total Releases

Facility	City, County	Air Emissions Pounds	Surface Water Discharges Pounds	Underground Injection Pounds	Releases to Land Pounds	Total Releases Pounds
Ethan Allen Inc.	Orleans, Orleans	138,898	0	0	0	138,898
Ethan Allen Inc.	Beecher Falls, Essex	96,007	0	0	0	96,007
U.S. Samica Corp.	Rutland, Rutland	91,364	0	0	0	91,364
Ethan Allen Inc.	Randolph, Orange	47,466	0	0	0	47,466
Milton Bradley Company	Fairfax, Franklin	37,455	0	0	0	37,455
Specialty Paperboard Inc.	Brattleboro, Windham	31,000	0	0	0	31,000
Rutland Plywood Corp.	Rutland, Rutland	18,619	0	0	0	18,619
C. E. Bradley Labs. Inc.	North Brattleboro, Windham	16,606	0	0	0	16,606
Blodgett Oven Co. Inc.	Burlington, Chittenden	16,100	0	0	500	16,600
GS Precision Inc.	Brattleboro, Windham	14,913	0	0	0	14,913

## Top Ten Facilities for Air/Water/Land Releases

Facility	City, County	Air Emissions Pounds	Surface Water Discharges Pounds	Releases to Land Pounds	Air/Water/Land Releases Pounds
Ethan Allen Inc.	Orleans, Orleans	138,898	0	0	138,898
Ethan Allen Inc.	Beecher Falls, Essex	96,007	0	0	96,007
U.S. Samica Corp.	Rutland, Rutland	91,364	0	0	91,364
Ethan Allen Inc.	Randolph, Orange	47,466	0	0	47,466
Milton Bradley Company	Fairfax, Franklin	37,455	0	0	37,455
Specialty Paperboard Inc.	Brattleboro, Windham	31,000	0	0	31,000
Rutland Plywood Corp.	Rutland, Rutland	18,619	0	0	18,619
C. E. Bradley Labs. Inc.	North Brattleboro, Windham	16,606	0	0	16,606
Blodgett Oven Co. Inc.	Burlington, Chittenden	16,100	0	500	16,600
GS Precision Inc.	Brattleboro, Windham	14,913	0	0	14,913

**For More Information. . .**

**State Contact:**  
(802) 241-3629

Paul Van Hollebeke  
(802) 241-3273

**To obtain TRI data use assistance,  
call TRI User Support Service (TRI-US):**

**EPA Regional Contact:**  
(617) 565-3230

Dwight Peavey  
Fax (617) 565-4939

(202) 260-1531


Fax (202) 260-4659



## 1995 TOXICS RELEASE INVENTORY

# VIRGIN ISLANDS

Population 101,809  
Total Facilities 2  
Total Forms 26  
Form As 1  
National Rank for Total Releases 50  
National Rank for Air/Water/Land Releases 50  
Transfers into State  
Rank 54  
Pounds 0  
Transfers out of State  
Rank 47  
Pounds 366,532



### Reported Releases and Waste Management Activities (pounds)

**On-site Releases** 1,436,788  
Air Emissions 1,403,451  
Surface Water Discharges 30,876  
Underground Injection 0  
Releases to Land 2,461

**On-site Waste Management** 10,786,647  
Recycling 772,245  
Energy Recovery 0  
Treatment 10,014,402

**Off-site Transfers for Further Waste Management** 366,532  
Recycling 122,698  
Energy Recovery 51,700  
Treatment 192,129  
Publicly Owned Treatment Works (POTWs) 0  
Disposal 5  
Other Off-site Transfers 0

### Top Five Chemicals for Total Releases

Chemical	Air Emissions Pounds	Surface Water Discharges Pounds	Under-ground Injection Pounds	Releases to Land Pounds	Total Releases Pounds
Ethylene	260,364	0	0	0	260,364
Toluene	230,036	26	0	0	230,062
Propylene	217,819	0	0	0	217,819
n-Hexane	176,096	29	0	0	176,125
Xylene (mixed isomers)	162,308	7	0	0	162,315

### Top Five Chemicals for Air/Water/Land Releases

Chemical	Air Emissions Pounds	Surface Water Discharges Pounds	Releases to Land Pounds	Total Releases Pounds
Ethylene	260,364	0	0	260,364
Toluene	230,036	26	0	230,062
Propylene	217,819	0	0	217,819
n-Hexane	176,096	29	0	176,125
Xylene (mixed isomers)	162,308	7	0	162,315



## 1995 TOXICS RELEASE INVENTORY

## VIRGIN ISLANDS

## Top Ten Facilities for Total Releases

Facility	City, County	Air Emissions Pounds	Surface Water Discharges Pounds	Underground Injection Pounds	Releases to Land Pounds	Total Releases Pounds
Hess Oil Virgin Islands Corp.	Kingshill, St Croix	1,403,451	30,876	0	2,461	1,436,788
Virgin Islands Rum Ind. Ltd.	Frederiksted, St Croix	0	0	0	0	0
.....						
.....						
.....						
.....						
.....						
.....						
.....						

## Top Ten Facilities for Air/Water/Land Releases

Facility	City, County	Air Emissions Pounds	Surface Water Discharges Pounds	Releases to Land Pounds	Air/Water/Land Releases Pounds
Hess Oil Virgin Islands Corp.	Kingshill, St Croix	1,403,451	30,876	2,461	1,436,788
Virgin Islands Rum Ind. Ltd.	Frederiksted, St Croix	0	0	0	0
.....					
.....					
.....					
.....					
.....					
.....					
.....					

For More Information. . .

## State Contact:

(809) 773-0565

(809) 777-4577

## EPA Regional Contact:

(908) 906-6890

## Austin Morehead

Fax (809) 773-9310 St. Croix

Fax (809) 693-0114 St. Thomas

Nora Lopez

Fax (908) 321-6788

To obtain TRI data use assistance,  
call TRI User Support Service (TRI-US):

(202) 260-1531

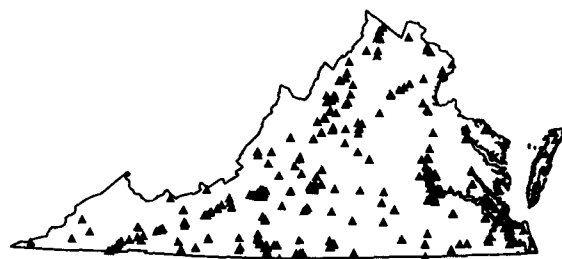
Fax (202) 260-4659



## 1995 TOXICS RELEASE INVENTORY

# VIRGINIA

Population 6,615,234  
Total Facilities 447  
Total Forms 1,459  
Form As 102  
National Rank for Total Releases 16  
National Rank for Air/Water/Land Releases 16  
Transfers into State  
Rank 20  
Pounds 21,942,232  
Transfers out of State  
Rank 21  
Pounds 37,552,887



### Reported Releases and Waste Management Activities (pounds)

**On-site Releases** 52,913,332  
Air Emissions 50,856,146  
Surface Water Discharges 872,506  
Underground Injection 0  
Releases to Land 1,184,680

**On-site Waste Management** 1,179,510,692  
Recycling 791,693,184  
Energy Recovery 40,504,864  
Treatment 347,312,644

**Off-site Transfers for Further Waste Management** 63,296,231  
Recycling 34,741,028  
Energy Recovery 7,732,970  
Treatment 2,286,989  
Publicly Owned Treatment Works (POTWs) 16,429,787  
Disposal 2,105,457  
Other Off-site Transfers 0

### Top Five Chemicals for Total Releases

Chemical	Air Emissions Pounds	Surface Water Discharges Pounds	Under-ground Injection Pounds	Releases to Land Pounds	Total Releases Pounds
Methanol	11,808,328	46,096	0	32,285	11,886,709
Toluene	8,020,869	1,314	0	339	8,022,522
Ammonia	4,020,385	168,359	0	13,836	4,202,580
Hydrochloric acid	3,825,098	0	0	0	3,825,098
Methyl ethyl ketone	3,520,666	490	0	223	3,521,379

### Top Five Chemicals for Air/Water/Land Releases

Chemical	Air Emissions Pounds	Surface Water Discharges Pounds	Releases to Land Pounds	Total Releases Pounds
Methanol	11,808,328	46,096	32,285	11,886,709
Toluene	8,020,869	1,314	339	8,022,522
Ammonia	4,020,385	168,359	13,836	4,202,580
Hydrochloric acid	3,825,098	0	0	3,825,098
Methyl ethyl ketone	3,520,666	490	223	3,521,379



## 1995 TOXICS RELEASE INVENTORY

# VIRGINIA

### Top Ten Facilities for Total Releases

Facility	City, County	Air Emissions Pounds	Surface Water Discharges Pounds	Underground Injection Pounds	Releases to Land Pounds	Total Releases Pounds
Westvaco Corp.	Covington, Alleghany	4,688,283	45,673	0	19,365	4,753,321
Allied-Signal Inc.	Hopewell, Hopewell City	3,374,197	183,008	0	0	3,557,205
Union Camp Corp.	Franklin, Isle of Wight	3,062,736	36,920	0	10,026	3,109,682
O'Sullivan Corp.	Winchester, Frederick	2,133,232	0	0	0	2,133,232
R. R. Donnelley Printing Co.	Lynchburg, Lynchburg City	1,929,300	0	0	0	1,929,300
Stone Container Corp.	Hopewell, Hopewell City	1,798,665	0	0	0	1,798,665
Quebecor Printing	Richmond, Henrico	1,390,514	0	0	0	1,390,514
Custom Papers Group Inc.	Richmond, Richmond City	1,381,938	0	0	0	1,381,938
Courtaulds Performance Films	Fieldale, Henry	1,190,837	0	0	0	1,190,837
Chesapeake Paper Prods. Co.	West Point, King William	1,158,757	2,728	0	250	1,161,735

### Top Ten Facilities for Air/Water/Land Releases

Facility	City, County	Air Emissions Pounds	Surface Water Discharges Pounds	Releases to Land Pounds	Air/Water/Land Releases Pounds
Westvaco Corp.	Covington, Alleghany	4,688,283	45,673	19,365	4,753,321
Allied-Signal Inc.	Hopewell, Hopewell City	3,374,197	183,008	0	3,557,205
Union Camp Corp.	Franklin, Isle of Wight	3,062,736	36,920	10,026	3,109,682
O'Sullivan Corp.	Winchester, Frederick	2,133,232	0	0	2,133,232
R. R. Donnelley Printing Co.	Lynchburg, Lynchburg City	1,929,300	0	0	1,929,300
Stone Container Corp.	Hopewell, Hopewell City	1,798,665	0	0	1,798,665
Quebecor Printing	Richmond, Henrico	1,390,514	0	0	1,390,514
Custom Papers Group Inc.	Richmond, Richmond City	1,381,938	0	0	1,381,938
Courtaulds Performance Films	Fieldale, Henry	1,190,837	0	0	1,190,837
Chesapeake Paper Prods. Co.	West Point, King William	1,158,757	2,728	250	1,161,735

**For More Information. . .**

**State Contact:**  
(804) 698-4489

Cathy Harris  
Fax (804) 698-4346

**To obtain TRI data use assistance,  
call TRI User Support Service (TRI-US):**

**EPA Regional Contact:**  
(215) 566-2072

Bill Reilly  
Fax (215) 566-2101

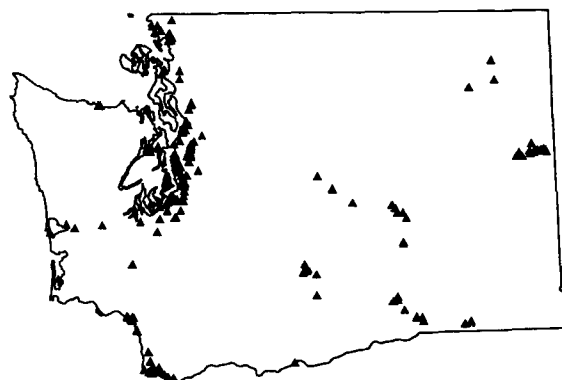
(202) 260-1531 Fax (202) 260-4659



# 1995 TOXICS RELEASE INVENTORY

# WASHINGTON

Population	5,447,720
Total Facilities	286
Total Forms	896
Form As	75
National Rank for Total Releases	27
National Rank for Air/Water/Land Releases	27
Transfers into State	
Rank	34
Pounds	5,261,657
Transfers out of State	
Rank	33
Pounds	14,584,017



## Reported Releases and Waste Management Activities (pounds)

<b>On-site Releases</b>	26,450,970
Air Emissions	24,025,989
Surface Water Discharges	2,367,757
Underground Injection	0
Releases to Land	57,224
<b>On-site Waste Management</b>	224,978,461
Recycling	81,968,120
Energy Recovery	12,360,436
Treatment	130,649,905
<b>Off-site Transfers for Further Waste Management</b>	19,674,192
Recycling	14,176,731
Energy Recovery	671,708
Treatment	647,512
Publicly Owned Treatment Works (POTWs)	2,560,092
Disposal	1,618,149
Other Off-site Transfers	0

## Top Five Chemicals for Total Releases

Chemical	Air Emissions Pounds	Surface Water Discharges Pounds	Underground Injection Pounds	Releases to Land Pounds	Total Releases Pounds
Methanol	7,494,052	718,219	0	6,600	8,218,871
Ammonia	1,726,097	499,860	0	980	2,226,937
*Hydrochloric acid	1,525,716	34	0	0	1,525,750
Chloroform	1,256,831	134,768	0	0	1,391,599
Methyl ethyl ketone	1,251,511	1,733	0	0	1,253,244

## Top Five Chemicals for Air/Water/Land Releases

Chemical	Air Emissions Pounds	Surface Water Discharges Pounds	Releases to Land Pounds	Total Releases Pounds
Methanol	7,494,052	718,219	6,600	8,218,871
Ammonia	1,726,097	499,860	980	2,226,937
*Hydrochloric acid	1,525,716	34	0	1,525,750
Chloroform	1,256,831	134,768	0	1,391,599
Methyl ethyl ketone	1,251,511	1,733	0	1,253,244

\* Effective with the 1995 reporting year, the listing for hydrochloric acid was modified to include only acid aerosol forms. Reported releases of hydrochloric acid to water, land, and underground injection are unlikely to be acid aerosol forms and therefore probably represent misreporting.





## 1995 TOXICS RELEASE INVENTORY

## WASHINGTON

## Top Ten Facilities for Total Releases

Facility	City, County	Air Emissions Pounds	Surface Water Discharges Pounds	Underground Injection Pounds	Releases to Land Pounds	Total Releases Pounds
Weyerhaeuser Co.	Longview, Cowlitz	5,222,070	483,676	0	0	5,705,746
Rayonier Inc.	Port Angeles, Clallam	996,577	608,900	0	0	1,605,477
James River Paper Co.	Camas, Clark	1,369,567	124,844	0	5,465	1,499,876
Boise Cascade	Walla Walla, Walla Walla	1,152,940	102,811	0	3,945	1,259,696
Unocal Agricultural Prods.	Kennewick, Benton	1,007,702	5,892	0	22,977	1,036,571
Simpson Tacoma Kraft Co.	Tacoma, Pierce	969,299	39,292	0	0	1,008,591
Georgia-Pacific West Inc.	Bellingham, Whatcom	479,072	333,557	0	0	812,629
Boeing Commercial Airplane	Everett, Snohomish	721,362	1,510	0	0	722,872
Longview Fibre Co.	Longview, Cowlitz	545,020	114,005	0	0	659,025
Weyerhaeuser Co.	Cosmopolis, Grays Harbor	637,460	18,000	0	0	655,460

## Top Ten Facilities for Air/Water/Land Releases

Facility	City, County	Air Emissions Pounds	Surface Water Discharges Pounds	Releases to Land Pounds	Air/Water/Land Releases Pounds
Weyerhaeuser Co.	Longview, Cowlitz	5,222,070	483,676	0	5,705,746
Rayonier Inc.	Port Angeles, Clallam	996,577	608,900	0	1,605,477
James River Paper Co.	Camas, Clark	1,369,567	124,844	5,465	1,499,876
Boise Cascade	Walla Walla, Walla Walla	1,152,940	102,811	3,945	1,259,696
Unocal Agricultural Prods.	Kennewick, Benton	1,007,702	5,892	22,977	1,036,571
Simpson Tacoma Kraft Co.	Tacoma, Pierce	969,299	39,292	0	1,008,591
Georgia-Pacific West Inc.	Bellingham, Whatcom	479,072	333,557	0	812,629
Boeing Commercial Airplane	Everett, Snohomish	721,362	1,510	0	722,872
Longview Fibre Co.	Longview, Cowlitz	545,020	114,005	0	659,025
Weyerhaeuser Co.	Cosmopolis, Grays Harbor	637,460	18,000	0	655,460

## For More Information. . .

State Contact:  
(360) 407-6727Idell Hansen  
Fax (360) 407-6715To obtain TRI data use assistance,  
call TRI User Support Service (TRI-US):EPA Regional Contact:  
(206) 553-4016Christina Colt  
Fax (206) 553-8509

(202) 260-1531

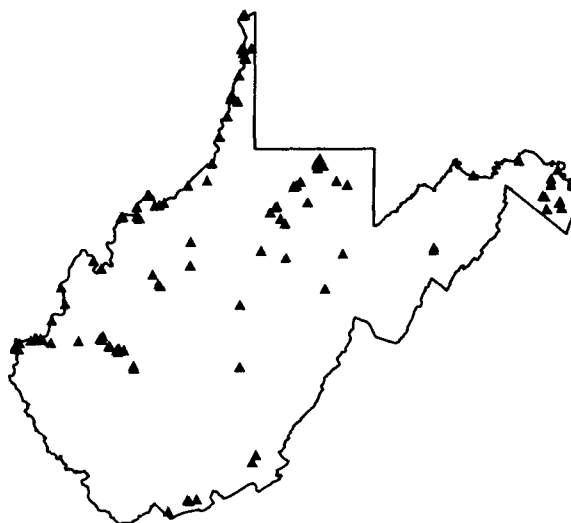
Fax (202) 260-4659



## 1995 TOXICS RELEASE INVENTORY

# WEST VIRGINIA

Population	1,825,256
Total Facilities	139
Total Forms	690
Form As	22
National Rank for Total Releases	26
National Rank for Air/Water/Land Releases	26
Transfers into State	
Rank	15
Pounds	37,081,263
Transfers out of State	
Rank	27
Pounds	23,553,572



### Reported Releases and Waste Management Activities (pounds)

<b>On-site Releases</b>	27,357,393
Air Emissions	18,393,929
Surface Water Discharges	8,665,922
Underground Injection	1,000
Releases to Land	296,542
<b>On-site Waste Management</b>	332,781,326
Recycling	145,567,529
Energy Recovery	10,918,663
Treatment	176,295,134
<b>Off-site Transfers for Further Waste Management</b>	56,526,831
Recycling	35,542,767
Energy Recovery	11,179,882
Treatment	4,176,772
Publicly Owned Treatment Works (POTWs)	2,013,907
Disposal	3,613,503
Other Off-site Transfers	0

### Top Five Chemicals for Total Releases

Chemical	Air Emissions Pounds	Surface Water Discharges Pounds	Under- ground Injection Pounds	Releases to Land Pounds	Total Releases Pounds
Nitrate compounds	0	8,198,150	0	5	8,198,155
Toluene	2,219,627	3,121	0	1,831	2,224,579
Methanol	1,666,125	13,057	0	78	1,679,260
Xylene (mixed isomers)	1,263,714	537	0	250	1,264,501
Ethylene glycol	1,082,646	110,200	0	833	1,193,679

### Top Five Chemicals for Air/Water/Land Releases

Chemical	Air Emissions Pounds	Surface Water Discharges Pounds	Releases to Land Pounds	Total Releases Pounds
Nitrate compounds	0	8,198,150	5	8,198,155
Toluene	2,219,627	3,121	1,831	2,224,579
Methanol	1,666,125	13,057	78	1,679,260
Xylene (mixed isomers)	1,263,714	537	250	1,264,501
Ethylene glycol	1,082,646	110,200	833	1,193,679



## 1995 TOXICS RELEASE INVENTORY

## WEST VIRGINIA

## Top Ten Facilities for Total Releases

Facility	City, County	Air Emissions Pounds	Surface Water Discharges Pounds	Underground Injection Pounds	Releases to Land Pounds	Total Releases Pounds
Bayer Corp.	New Martinsville, Marshall	673,332	7,919,404	0	1,022	8,593,758
Du Pont	Washington, Wood	2,241,730	39,297	0	0	2,281,027
Wheeling-Pittsburgh Steel	Follansbee, Brooke	1,669,060	49,515	0	0	1,718,575
Shell Chemical Co.	Apple Grove, Mason	1,422,400	106,497	0	682	1,529,579
American Woodmark Corp.	Moorefield, Hardy	1,498,223	0	0	0	1,498,223
Rhone-Poulenc	Institute, Kanawha	929,872	2,000	0	767	932,639
Columbian Chemicals Co.	Proctor, Marshall	890,000	0	0	0	890,000
Union Carbide Corp.	South Charleston, Kanawha	858,076	8,126	0	0	866,202
OSI Specialties Inc.	Sistersville, Tyler	807,276	31,147	0	1,081	839,504
U.S. Can Co.	Weirton, Brooke	824,344	0	0	0	824,344

## Top Ten Facilities for Air/Water/Land Releases

Facility	City, County	Air Emissions Pounds	Surface Water Discharges Pounds	Releases to Land Pounds	Air/Water/Land Releases Pounds
Bayer Corp.	New Martinsville, Marshall	673,332	7,919,404	1,022	8,593,758
Du Pont	Washington, Wood	2,241,730	39,297	0	2,281,027
Wheeling-Pittsburgh Steel	Follansbee, Brooke	1,669,060	49,515	0	1,718,575
Shell Chemical Co.	Apple Grove, Mason	1,422,400	106,497	682	1,529,579
American Woodmark Corp.	Moorefield, Hardy	1,498,223	0	0	1,498,223
Rhone-Poulenc	Institute, Kanawha	929,872	2,000	767	932,639
Columbian Chemicals Co.	Proctor, Marshall	890,000	0	0	890,000
Union Carbide Corp.	South Charleston, Kanawha	858,076	8,126	0	866,202
OSI Specialties Inc.	Sistersville, Tyler	807,276	31,147	1,081	839,504
U.S. Can Co.	Weirton, Brooke	824,344	0	0	824,344

For More Information. . .

State Contact:  
(304) 558-5380Carl L. Bradford  
Fax (304) 344-4538To obtain TRI data use assistance,  
call TRI User Support Service (TRI-US):EPA Regional Contact:  
(215) 566-2072Bill Reilly  
Fax (215) 566-2101

(202) 260-1531 Fax (202) 260-4659



## 1995 TOXICS RELEASE INVENTORY

# WISCONSIN

Population	5,122,100
Total Facilities	858
Total Forms	2,616
Form As	210
National Rank for Total Releases	25
National Rank for Air/Water/Land Releases	25
Transfers into State	
Rank	19
Pounds	22,525,406
Transfers out of State	
Rank	13
Pounds	47,547,888



### Reported Releases and Waste Management Activities (pounds)

<b>On-site Releases</b>	31,177,744
Air Emissions	28,534,060
Surface Water Discharges	2,094,078
Underground Injection	5
Releases to Land	549,601
<b>On-site Waste Management</b>	192,173,168
Recycling	64,125,044
Energy Recovery	9,851,278
Treatment	118,196,846
<b>Off-site Transfers for Further Waste Management</b>	99,339,782
Recycling	54,857,751
Energy Recovery	19,863,268
Treatment	10,319,023
Publicly Owned Treatment Works (POTWs)	4,440,697
Disposal	9,859,043
Other Off-site Transfers	0

### Top Five Chemicals for Total Releases

Chemical	Air Emissions Pounds	Surface Water Discharges Pounds	Underground Injection Pounds	Releases to Land Pounds	Total Releases Pounds
Methanol	4,611,527	165,118	0	12,886	4,789,531
Toluene	3,218,792	0	0	291	3,219,083
Xylene (mixed isomers)	3,084,034	0	0	792	3,084,826
Methyl ethyl ketone	2,376,265	88	0	5	2,376,358
Glycol ethers	2,287,564	872	0	74	2,288,510

### Top Five Chemicals for Air/Water/Land Releases

Chemical	Air Emissions Pounds	Surface Water Discharges Pounds	Releases to Land Pounds	Total Releases Pounds
Methanol	4,611,527	165,118	12,886	4,789,531
Toluene	3,218,792	0	291	3,219,083
Xylene (mixed isomers)	3,084,034	0	792	3,084,826
Methyl ethyl ketone	2,376,265	88	5	2,376,358
Glycol ethers	2,287,564	872	74	2,288,510



## 1995 TOXICS RELEASE INVENTORY

# WISCONSIN

### Top Ten Facilities for Total Releases

Facility	City, County	Air Emissions Pounds	Surface Water Discharges Pounds	Underground Injection Pounds	Releases to Land Pounds	Total Releases Pounds
CPI	Wisconsin Rapids, Wood	2,677,805	750	0	0	2,678,555
Georgia-Pacific Corp.	Nekoosa, Wood	1,246,111	704,909	0	2,740	1,953,760
Fort Howard Corp.	Green Bay, Brown	1,168,555	22,500	0	0	1,191,055
General Motors Corp.	Janesville, Rock	928,823	0	0	0	928,823
Rhineland Paper Co. Inc.	Rhineland, Oneida	765,119	3,203	0	0	768,322
Uniroyal Engineered Prods.	Stoughton, Dane	758,023	0	0	0	758,023
Georgia-Pacific Corp.	Port Edwards, Wood	299,700	440,000	0	1,100	740,800
Metal Container Corp.	Fort Atkinson, Jefferson	650,250	0	0	0	650,250
American National Can Co.	Menasha, Winnebago	566,338	0	0	0	566,338
Wausau Papers	Brokaw, Marathon	504,785	2,180	0	10	506,975

### Top Ten Facilities for Air/Water/Land Releases

Facility	City, County	Air Emissions Pounds	Surface Water Discharges Pounds	Releases to Land Pounds	Air/Water/Land Releases Pounds
CPI	Wisconsin Rapids, Wood	2,677,805	750	0	2,678,555
Georgia-Pacific Corp.	Nekoosa, Wood	1,246,111	704,909	2,740	1,953,760
Fort Howard Corp.	Green Bay, Brown	1,168,555	22,500	0	1,191,055
General Motors Corp.	Janesville, Rock	928,823	0	0	928,823
Rhineland Paper Co. Inc.	Rhineland, Oneida	765,119	3,203	0	768,322
Uniroyal Engineered Prods.	Stoughton, Dane	758,023	0	0	758,023
Georgia-Pacific Corp.	Port Edwards, Wood	299,700	440,000	1,100	740,800
Metal Container Corp.	Fort Atkinson, Jefferson	650,250	0	0	650,250
American National Can Co.	Menasha, Winnebago	566,338	0	0	566,338
Wausau Papers	Brokaw, Marathon	504,785	2,180	10	506,975

### For More Information. . .

State Contact:  
(608) 264-6043

Wes Taylor  
Fax (608) 267-5231

To obtain TRI data use assistance,  
call TRI User Support Service (TRI-US):

EPA Regional Contact:  
(312) 886-6219

Thelma Codina  
Fax (312) 353-4342

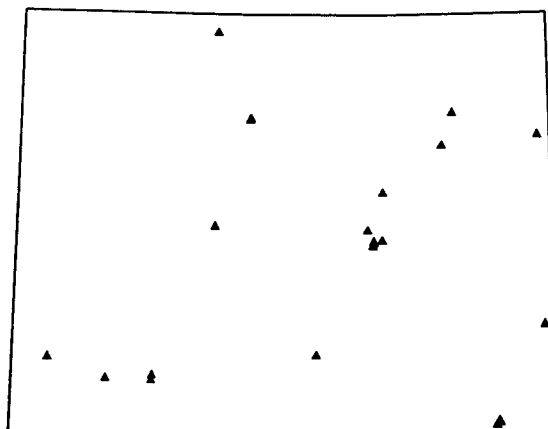
(202) 260-1531 Fax (202) 260-4659



# 1995 TOXICS RELEASE INVENTORY

# WYOMING

Population	479,192
Total Facilities	29
Total Forms	154
Form As	25
National Rank for Total Releases	35
National Rank for Air/Water/Land Releases	45
Transfers into State	
Rank	48
Pounds	29,831
Transfers out of State	
Rank	50
Pounds	72,690



## Reported Releases and Waste Management Activities (pounds)

<b>On-site Releases</b>	11,002,562
Air Emissions	2,786,865
Surface Water Discharges	8,984
Underground Injection	8,168,366
Releases to Land	38,347
<b>On-site Waste Management</b>	5,894,303
Recycling	1,832,295
Energy Recovery	112,010
Treatment	3,949,998
<b>Off-site Transfers for Further Waste Management</b>	78,462
Recycling	67,247
Energy Recovery	1,612
Treatment	1,684
Publicly Owned Treatment Works (POTWs)	24
Disposal	7,895
Other Off-site Transfers	0

## Top Five Chemicals for Total Releases

Chemical	Air Emissions Pounds	Surface Water Discharges Pounds	Underground Injection Pounds	Releases to Land Pounds	Total Releases Pounds
Nitrate compounds	0	388	7,700,000	500	7,700,888
Ammonia	1,335,639	7,976	448,000	14,568	1,806,183
n-Hexane	167,511	5	0	1,831	169,347
Hydrochloric acid	145,000	0	0	0	145,000
Toluene	134,188	86	98	4,819	139,191

## Top Five Chemicals for Air/Water/Land Releases

Chemical	Air Emissions Pounds	Surface Water Discharges Pounds	Releases to Land Pounds	Total Releases Pounds
Ammonia	1,335,639	7,976	14,568	1,358,183
n-Hexane	167,511	5	1,831	169,347
Hydrochloric acid	145,000	0	0	145,000
Toluene	134,188	86	4,819	139,093
Benzene	134,474	107	1,927	136,508



## 1995 TOXICS RELEASE INVENTORY

# WYOMING

### Top Ten Facilities for Total Releases

Facility	City, County	Air Emissions Pounds	Surface Water Discharges Pounds	Underground Injection Pounds	Releases to Land Pounds	Total Releases Pounds
Coastal Chem Inc.	Cheyenne, Laramie	1,085,850	0	8,168,000	600	9,254,450
Crown Cork & Seal Co. Inc.	Worland, Washakie	245,113	0	0	0	245,113
Sinclair Oil Corp.	Sinclair, Carbon	241,911	0	0	130	242,041
Little America Refining Co.	Casper, Natrona	190,064	0	0	4,993	195,057
Frontier Refining Inc.	Cheyenne, Laramie	175,888	3,151	0	12,079	191,118
FMC Corp.	Green River, Sweetwater	186,755	0	0	0	186,755
Holly Sugar Corp.	Torrington, Goshen	112,000	0	0	5,000	117,000
Holly Sugar Corp.	Worland, Washakie	94,000	0	0	4,000	98,000
Monsanto	Rock Springs, Sweetwater	98,000	0	0	0	98,000
SF Phosphates Ltd. Co.	Rock Springs, Sweetwater	81,470	0	0	6,690	88,160

### Top Ten Facilities for Air/Water/Land Releases

Facility	City, County	Air Emissions Pounds	Surface Water Discharges Pounds	Releases to Land Pounds	Air/Water/Land Releases Pounds
Coastal Chem Inc.	Cheyenne, Laramie	1,085,850	0	600	1,086,450
Crown Cork & Seal Co. Inc.	Worland, Washakie	245,113	0	0	245,113
Sinclair Oil Corp.	Sinclair, Carbon	241,911	0	130	242,041
Little America Refining Co.	Casper, Natrona	190,064	0	4,993	195,057
Frontier Refining Inc.	Cheyenne, Laramie	175,888	3,151	12,079	191,118
FMC Corp.	Green River, Sweetwater	186,755	0	0	186,755
Holly Sugar Corp.	Torrington, Goshen	112,000	0	5,000	117,000
Holly Sugar Corp.	Worland, Washakie	94,000	0	4,000	98,000
Monsanto	Rock Springs, Sweetwater	98,000	0	0	98,000
SF Phosphates Ltd. Co.	Rock Springs, Sweetwater	81,470	0	6,690	88,160

**For More Information. . .**

**State Contact:**  
(307) 777-4900

**Bob Bezek**  
Fax (307) 635-6017

**To obtain TRI data use assistance,  
call TRI User Support Service (TRI-US):**

**EPA Regional Contact:**  
(303) 312-6028

**Bruce Cooper**  
Fax (303) 312-6044

(202) 260-1531 Fax (202) 260-4659

# PUBLIC ACCESS TO THE TOXICS RELEASE INVENTORY

## TRI Reports and Data Products

Product		Supplier	Contact Information	Order Information
1995 TRI Public Data Release (annual report)		U.S. EPA EPCRA Hotline	(800) 535-0202 Fax Document Requests Only: (703) 412-3333 Hours: 9:30 a.m. - 7:30 p.m. (Eastern Time)	EPA 745/R-97-002 ( <b>Free</b> )
1995 State Fact Sheets				EPA 745/F-97-001 ( <b>Free</b> )
1987-1994 TRI CD-ROM		U.S. GPO	(202) 512-1800	S/N 055-000-00556-7 (\$43)
		NTIS	(703) 487-4650 or (800) 553-6847	PB 96503214 (\$45)
1995 State Data Files	dBASE Lotus	U.S. GPO	(202) 512-1530	\$15-\$25 / state
1995 Federal Facilities on Disk	dBASE	U.S. GPO	(202) 512-1530	\$15-\$25 Call for quote.
TRI Information Kit		NCEPI	(800) 490-9198 (513) 489-8180 Fax: (513) 489-8190	EPA 749-F-94-002 ( <b>Free</b> )

**Note:** The 1987-1995 CD-ROM, containing the latest available data, will be published in August 1997.

## Accessing TRI Data Online

Data from Online Providers	Internet Address	Special Notes
Right to Know Network (RTKNET) – Provides public access to TRI and related environmental data bases to community groups concerned about toxics. For more information, call (202) 797-7200.	<a href="http://www.rtk.net">http://www.rtk.net</a>	No charge for Internet access. Direct access by modem at (202) 234-8570; set computer parameters to 8,N,1 and log in as "public." Phone charge may apply.
National Library of Medicine (NLM) – Offers state of the art, user friendly searching of complete TRI data base. For more information, call (301) 496-6531.	<a href="http://toxnet.nlm.nih.gov">toxnet.nlm.nih.gov</a>	\$18-\$20 per hour charge. Password required.
U.S. EPA Internet Server – Access a variety of reports, data files, and TRI information from EPA. For more information, call TRI-US at (202) 260-1531.	<a href="http://www.epa.gov">http://www.epa.gov</a>	TRI-specific information is available at: <a href="http://www.epa.gov/opptintr/tri">http://www.epa.gov/opptintr/tri</a>