United States
Environmental Protection
Agency

Solid Waste and
Emergency Response
(5305)

EPA530-R-95-039d
PB95-243135
August 1995

EPA

State Detail Analysis

The National Biennial RCRA Hazardous Waste Report (Based on 1993 Data)

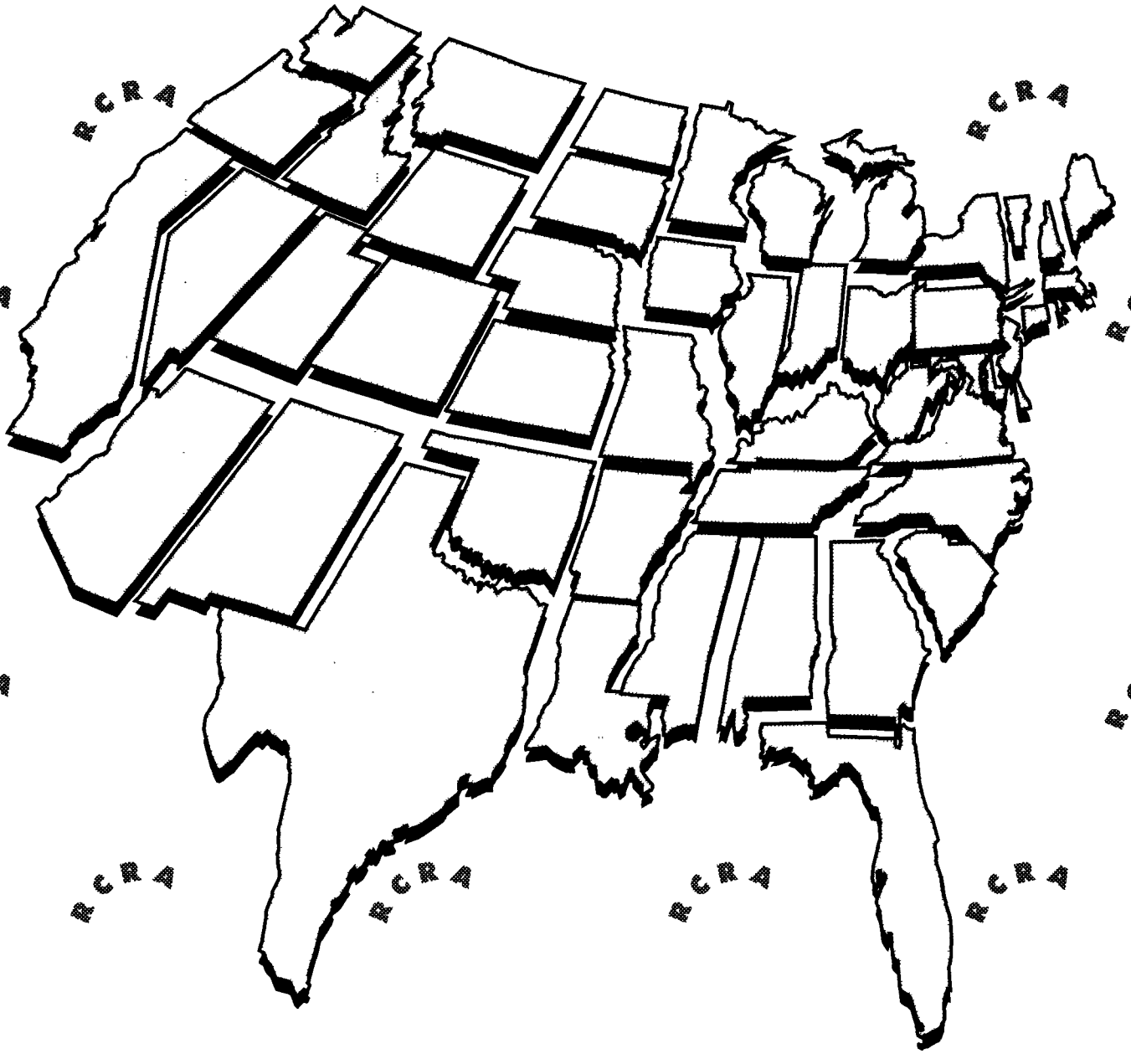

Recycled/Recyclable
Printed on paper that contains at least 20 percent postconsumer fiber.

CONTENTS

EXECUTIVE SUMMARY ES-1

ALABAMA 1
ALASKA 11
ARIZONA 19
ARKANSAS 29
CALIFORNIA 39
COLORADO 49
CONNECTICUT 59
DELAWARE 69
DISTRICT OF COLUMBIA 79
FLORIDA 85
GEORGIA 95
GUAM 105
HAWAII 111
IDAHO 121
ILLINOIS 131
INDIANA 141
IOWA 151
KANSAS 161
KENTUCKY 171
LOUISIANA 181
MAINE 191
MARYLAND 201
MASSACHUSETTS 211
MICHIGAN 221
MINNESOTA 231
MISSISSIPPI 241
MISSOURI 251
MONTANA 261
NAVAJO NATION 271
NEBRASKA 277
NEVADA 287
NEW HAMPSHIRE 297
NEW JERSEY 303
NEW MEXICO 313
NEW YORK 323
NORTH CAROLINA 333
NORTH DAKOTA 343
OHIO 353
OKLAHOMA 363
OREGON 373
PENNSYLVANIA 383
PUERTO RICO 393
RHODE ISLAND 403
SOUTH CAROLINA 413
SOUTH DAKOTA 423
TENNESSEE 429

TEXAS 439
TRUST TERRITORIES 449
UTAH 457
VERMONT 467
VIRGIN ISLANDS 475
VIRGINIA 483
WASHINGTON 493
WEST VIRGINIA 503
WISCONSIN 513
WYOMING 523

Executive Summary

The National Biennial RCRA Hazardous Waste Report (Based on 1993 Data)

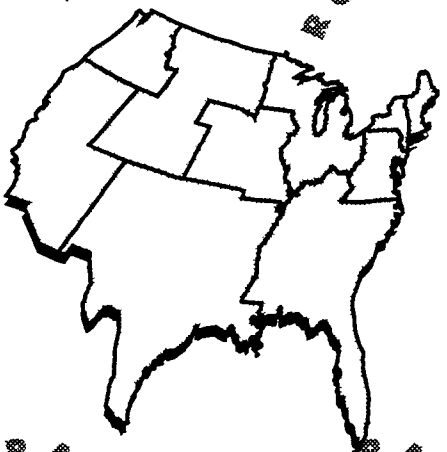





EXECUTIVE SUMMARY

The United States Environmental Protection Agency (EPA), in cooperation with the States,[1] biennially collects information regarding the generation, management, and final disposition of hazardous wastes regulated under the Resource Conservation and Recovery Act of 1976 (RCRA), as amended. The purpose of this report is to communicate the findings of EPA's 1993 Biennial Reporting System (BRS) data collection efforts to the public, government agencies, and the regulated community.[2] The report consists of six documents:

- Executive Summary--an overview of national hazardous waste generation and management practices;
- National Analysis--a detailed look at waste handling practices in the EPA Regions, the States and at the largest facilities in the nation, including quantities of generation, management, shipments and receipts, and interstate imports and exports, as well as counts of generators and managers;
- State Summary Analysis--two page overviews of the generation and management practices of individual States;
- State Detail Analysis--a detailed look at each State's waste handling practices, including overall totals for generation, management, and shipments and receipts, as well as totals for the largest fifty facilities;
- List of Large Quantity Generators--identifies every hazardous waste generator in the United States that reported itself to be a large quantity generator in 1993; and
- List of Treatment, Storage and Disposal Facilities--identifies every hazardous waste manager in the United States that reported itself to be a treatment, storage or disposal facility in 1993.

[1]The term "State" includes the District of Columbia, Puerto Rico, Guam, the Navajo Nation, the Trust Territories, and the Virgin Islands, in addition to the 50 United States.

[2]Some respondents have submitted Confidential Business Information (CBI) pursuant to 40 CFR 260.2(b). While not included in any public BRS database, CBI has been incorporated into this report wherever possible. Where CBI has been omitted to preserve confidentiality, a footnote has been provided.

RCRA HAZARDOUS WASTE GENERATION

In 1993, 24,362 large quantity generators produced 258 million tons of hazardous wastes regulated by RCRA.[3] This is an increase of 936 generators and a decrease of 47 million tons of waste compared to 1991. As identified in Exhibit 1, the largest hazardous waste generating States were Texas (63 million tons), Tennessee (34 million tons), Louisiana (32 million tons), Michigan (21 million tons), and New Jersey (18 million tons). Together, these States accounted for 65% of the national total.

In comparing 1993 data with those of earlier reports, it is important to note that many new wastes were captured by RCRA in 1990 with the promulgation of the Toxicity Characteristic (TC) Rule. The TC Rule added 25 new hazardous waste codes (D018-D043) and required more stringent analytical tests for the presence of toxic constituents in waste. These codes captured, at a minimum, 91 million tons of wastes not regulated before 1990. An additional 44 million tons were described by D018-D043 mixed with other waste codes. This suggests that, in 1993, the new toxicity characteristic wastes captured as much as 135 million tons of wastes not regulated before 1990. This compares to 162 million tons in 1991.

Hazardous waste generators are included in "The National Biennial RCRA Hazardous Waste Report" if they identified themselves as large quantity generators. A generator is a large quantity generator if it met the following federal criteria:

- The generator generated in any single month 1,000 kg (2,200 lbs. or 1.1 tons) or more of RCRA hazardous waste; or

- The generator generated in any single month, or accumulated at any time, 1 kg (2.2 lbs) of RCRA acute hazardous waste; or

- The generator generated, or accumulated, at any time more than 100 kg (220 lbs) of spill cleanup material contaminated with RCRA acute hazardous waste.

[3]This quantity only includes waste managed in treatment units subject to RCRA permitting standards or transportation regulations. Hazardous waste managed in units exempt from RCRA permitting standards, such as treatment systems permitted by the National Pollutant Discharge Elimination System (NPDES), is not included in this report.

It is important to note that the large quantity generators identified in this report have been included on the basis of the best available and most current information provided electronically to the EPA by the States. Both the EPA and the States have made significant efforts to ensure the accuracy of these data. However, the large quantity generator counts may include some generators that met lower, State-defined thresholds for large quantity generators. The EPA and the States endeavor to control for variation in State programs, but it is not always possible to distinguish generators that the federal threshold determines to be large quantity generators from generators that a State threshold determines to be large quantity generators. The EPA and the States also endeavor to ensure that only federally regulated wastes are counted in the determination of federal large quantity generators, but the large quantity generator counts may include generators that, when determining whether they were large quantity generators, counted wastes regulated only by their States or wastes that are exempt from federal regulation.

Because of differences between state and federal criteria for large quantity generators and because large quantity generator status is based on monthly generation amounts but the amount reported is for the report year, EPA separated those generators that reported as large quantity generators into three categories for data quality purposes:

- Generators reporting 13.2 or more tons of RCRA hazardous waste generation.

  A generator that reports more than 13.2 tons (12 months x 1.1 tons) of annual hazardous waste generation must be a large quantity generator, because the generator must have generated at least 1.1 tons in at least one month.

- Generators reporting 1.1 or more tons but less than 13.2 tons of RCRA hazardous waste generation.

  A generator that reports less than 13.2 tons in a year may not be a large quantity generator, because they may have generated less than 1.1 tons in every month.

- Generators reporting less than 1.1 tons of RCRA hazardous waste generation.

  A generator that reports less than 1.1 tons in a year is not a large quantity generator, because they did not generate 1.1 tons in any month.

Of the 24,362 generators that identified themselves as large quantity generators, there are 14,284 generators that generated more than 13.2 tons in 1993, 8,050 that generated between 1.1 and 13.2 tons, and 2,027 that generated less than 1.1 tons. 5.8 million tons of RCRA acute hazardous waste was generated by 2,077 of the 24,362 large quantity generators.

RCRA HAZARDOUS WASTE MANAGEMENT

In 1993, 2,584 treatment, storage, or disposal facilities (TSDs) subject to RCRA permitting standards managed 235 million tons of hazardous waste. This represents a 1,278 facility decrease in the number of TSDs and a 60 million ton decrease in the amount of waste managed as compared to 1991. As identified in Exhibit 2, the States managing the largest quantities of hazardous wastes were Texas (53 million tons), Tennessee (34 million tons), Louisiana (31 million tons), Michigan (21 million tons), and New Jersey (18 million tons). Together, these States accounted for 67% of the national management total.

Ninety-four (94) percent of the national management total was wastewater management (i.e., management in aqueous treatment units, neutralization tanks, underground injection wells, or other wastewater management systems). The majority (70.6%) of the national total was managed in aqueous treatment units. One hundred and three (103) million tons were managed in aqueous organic treatment units, 6 million tons in aqueous inorganic treatment units, and 57 million tons in both inorganic and organic aqueous treatment units.

Land disposal accounts for 11.6% of the management total. Nationwide, 24 million tons of hazardous wastes were disposed in underground injection wells, 2 million tons were disposed in landfills, 276 thousand tons were managed in surface impoundments, and 159 thousand tons were managed by land treatment (land farming).

Recovery operations account for 3.5% of the national management total. Facilities reported that 5.6 million tons were recovered by other methods such as acid regeneration, waste oil recovery, and non-solvent organic recovery, 1.3 million tons were managed in fuel blending units, 673 thousand tons were managed in solvent recovery units, and 523 thousand tons were managed in metals recovery units.

Thermal treatment accounts for 1.6% of the national management total. A total of 2 million tons were incinerated, while facilities reused 1.7 million tons as fuel in boilers or industrial furnaces.

RCRA HAZARDOUS WASTE SHIPMENTS AND RECEIPTS

In 1993, 23,964 shippers reported shipping a total of 17 million tons of hazardous waste, of which 7 million tons were shipped interstate. This is a decrease of 36 shippers and an increase of 4 million tons of waste compared to 1991. The States that shipped (in or out of State) the largest quantities of wastes were Michigan (4.2 million tons), Texas (3.4 million tons), and California (1.7 million tons). The States that received the largest quantities of waste, from both in or out of State, were California (1.4 million tons), Texas (860 thousand tons) and Ohio (857 thousand tons). The largest importers of waste were Ohio (423 thousand tons), Indiana (340 thousand tons), and Louisiana (326 thousand tons). The largest exporters were Michigan (1.5 million tons), California (1.2 million tons), and Texas (306 thousand tons).

Exhibit 1 Quantity of RCRA Hazardous Waste Generated, and Number of Hazardous Waste Generators, by State, 1993

STATE	HAZARDOUS WASTE QUANTITY			HAZARDOUS WASTE GENERATORS		
	RANK	TONS GENERATED	PERCENTAGE	RANK	NUMBER OF GENERATORS	PERCENTAGE
ALABAMA	26	779,645	0.3	26	295	1.2
ALASKA	50	5,534	0.0	43	75	0.3
ARIZONA	41	46,913	0.0	27	233	1.0
ARKANSAS	25	794,801	0.3	32	162	0.7
CALIFORNIA	7	14,055,553	5.4	3	1,872	7.7
COLORADO	23	1,079,332	0.4	35	146	0.6
CONNECTICUT	21	1,169,205	0.5	17	441	1.8
DELAWARE	42	22,173	0.0	44	71	0.3
DISTRICT OF COLUMBIA	55	628	0.0	52	15	0.1
FLORIDA	34	213,888	0.1	18	438	1.8
GEORGIA	24	921,076	0.4	18	438	1.8
GUAM	51	2,453	0.0	53	14	0.1
HAWAII	53	1,774	0.0	48	44	0.2
IDAHO	20	1,255,865	0.5	47	57	0.2
ILLINOIS	8	12,494,369	4.8	6	1,238	5.1
INDIANA	14	1,751,572	0.7	10	683	2.8
IOWA	37	158,908	0.1	28	196	0.8
KANSAS	12	3,144,665	1.2	25	297	1.2
KENTUCKY	31	397,488	0.2	16	472	1.9
LOUISIANA	3	31,715,905	12.3	23	347	1.4
MAINE	47	8,651	0.0	34	148	0.6
MARYLAND	33	308,621	0.1	14	566	2.3
MASSACHUSETTS	36	163,037	0.1	13	569	2.3
MICHIGAN	4	21,014,255	8.1	8	789	3.2
MINNESOTA	11	5,993,221	2.3	24	300	1.2
MISSISSIPPI	13	1,882,053	0.7	31	163	0.7
MISSOURI	28	528,922	0.2	20	415	1.7
MONTANA	44	11,282	0.0	45	60	0.2
NAVAJO NATION	56	245	0.0	54	9	0.0
NEBRASKA	40	90,471	0.0	40	96	0.4
NEVADA	45	10,773	0.0	41	82	0.3
NEW HAMPSHIRE	43	17,249	0.0	33	158	0.6
NEW JERSEY	5	17,977,002	7.0	1	3,120	12.8
NEW MEXICO	35	176,409	0.1	45	60	0.2
NEW YORK	16	1,498,421	0.6	2	2,036	8.4
NORTH CAROLINA	30	447,718	0.2	11	623	2.6
NORTH DAKOTA	27	594,815	0.2	51	16	0.1
OHIO	15	1,739,928	0.7	4	1,524	6.3
OKLAHOMA	22	1,145,732	0.4	29	193	0.8
OREGON	17	1,392,152	0.5	30	184	0.8
PENNSYLVANIA	9	9,441,256	3.7	7	1,215	5.0
PUERTO RICO	18	1,373,639	0.5	36	109	0.4
RHODE ISLAND	46	10,169	0.0	39	102	0.4
SOUTH CAROLINA	32	310,399	0.1	21	388	1.6
SOUTH DAKOTA	54	767	0.0	50	24	0.1
TENNESSEE	2	33,937,638	13.1	15	518	2.1
TEXAS	1	63,435,688	24.6	5	1,286	5.3
TRUST TERRITORIES	49	6,045	0.0	55	3	0.0
UTAH	38	104,623	0.0	37	106	0.4
VERMONT	48	8,337	0.0	41	82	0.3
VIRGIN ISLANDS	52	2,049	0.0	56	2	0.0
VIRGINIA	39	96,850	0.0	22	379	1.6
WASHINGTON	6	14,397,985	5.6	9	766	3.1
WEST VIRGINIA	10	8,471,643	3.3	37	106	0.4
WISCONSIN	29	522,523	0.2	12	605	2.5
WYOMING	19	1,316,689	0.5	49	26	0.1
TOTAL		**258,449,001**	**100.0**		**24,362**	**100.0**

Note: Columns may not sum due to rounding.

Exhibit 2 Quantity of RCRA Hazardous Waste Managed and Number of TSDs, by State, 1993

STATE	RCRA HAZARDOUS WASTE QUANTITY[1]			TSD FACILITIES		
	RANK	TONS MANAGED	PERCENTAGE	RANK	NUMBER	PERCENTAGE
ALABAMA	26	544,602	0.2	19	49	1.9
ALASKA	51	55	0.0	43	8	0.3
ARIZONA	41	32,681	0.0	24	32	1.2
ARKANSAS	22	804,914	0.3	34	24	0.9
CALIFORNIA	6	12,899,741	5.4	1	253	9.7
COLORADO	23	743,526	0.3	24	32	1.2
CONNECTICUT	36	87,080	0.0	16	56	2.2
DELAWARE	44	1,857	0.0	43	8	0.3
DISTRICT OF COLUMBIA	52	0	0.0	54	1	0.0
FLORIDA	32	134,387	0.1	12	68	2.6
GEORGIA	21	825,522	0.4	15	58	2.2
GUAM	52	0	0.0	51	2	0.1
HAWAII	48	591	0.0	47	6	0.2
IDAHO	20	935,049	0.4	41	9	0.3
ILLINOIS	7	11,446,050	4.9	5	134	5.2
INDIANA	13	1,972,197	0.8	7	103	4.0
IOWA	33	130,002	0.1	23	34	1.3
KANSAS	12	3,202,245	1.4	17	54	2.1
KENTUCKY	29	221,701	0.1	20	42	1.6
LOUISIANA	3	31,468,974	13.4	13	67	2.6
MAINE	47	908	0.0	32	25	1.0
MARYLAND	30	166,232	0.1	30	27	1.0
MASSACHUSETTS	39	45,607	0.0	24	32	1.2
MICHIGAN	4	20,686,504	8.8	4	136	5.3
MINNESOTA	11	6,015,307	2.6	18	50	1.9
MISSISSIPPI	14	1,901,716	0.8	36	22	0.9
MISSOURI	27	516,407	0.2	8	91	3.5
MONTANA	45	1,695	0.0	41	9	0.3
NAVAJO NATION	52	0	0.0	56	0	0.0
NEBRASKA	40	45,458	0.0	37	19	0.7
NEVADA	37	82,601	0.0	43	8	0.3
NEW HAMPSHIRE	52	0	0.0	51	2	0.1
NEW JERSEY	5	17,557,748	7.5	3	158	6.1
NEW MEXICO	31	165,968	0.1	39	15	0.6
NEW YORK	19	1,057,801	0.5	9	82	3.1
NORTH CAROLINA	28	336,975	0.1	11	73	2.8
NORTH DAKOTA	24	593,349	0.3	43	8	0.3
OHIO	15	1,697,197	0.7	6	117	4.5
OKLAHOMA	18	1,156,392	0.5	28	31	1.2
OREGON	25	568,633	0.2	40	11	0.4
PENNSYLVANIA	9	9,215,329	3.9	9	81	3.1
PUERTO RICO	16	1,338,211	0.6	20	42	1.6
RHODE ISLAND	42	11,118	0.0	37	19	0.7
SOUTH CAROLINA	17	1,184,248	0.5	32	25	1.0
SOUTH DAKOTA	52	0	0.0	50	3	0.1
TENNESSEE	2	33,996,659	14.5	28	31	1.2
TEXAS	1	52,506,535	22.4	2	234	9.1
TRUST TERRITORIES	43	5,808	0.0	51	2	0.1
UTAH	34	103,495	0.0	31	26	1.0
VERMONT	46	994	0.0	48	5	0.2
VIRGIN ISLANDS	50	90	0.0	54	1	0.0
VIRGINIA	38	81,550	0.0	14	59	2.3
WASHINGTON	8	10,159,540	4.3	22	40	1.5
WEST VIRGINIA	10	8,238,991	3.5	35	23	0.9
WISCONSIN	35	94,955	0.0	24	32	1.2
WYOMING	49	520	0.0	48	5	0.2
TOTAL		234,864,033	100.0		2,584	100.0

[1]Quantity managed only by storage is excluded.

Note: Columns may not sum due to rounding.

State Detail Analysis

The National Biennial RCRA Hazardous Waste Report (Based on 1993 Data)

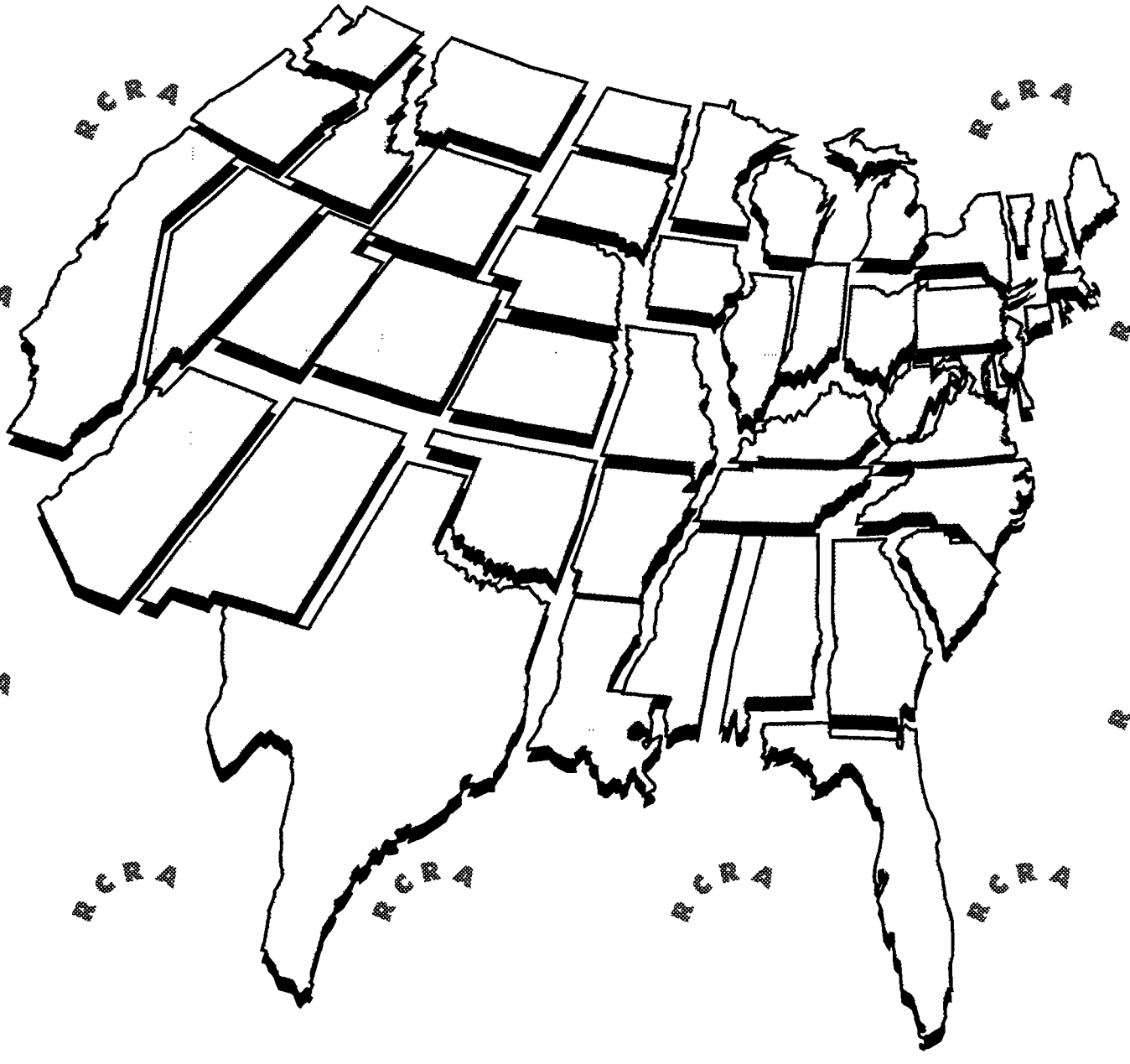

ALABAMA

1993 WASTE GENERATION

1 NUMBER OF RCRA LARGE QUANTITY GENERATORS (LQGS): 295

2 QUANITY OF RCRA HAZARDOUS WASTE GENERATED: 779,645 TONS

3 FIFTY LARGEST RCRA HAZARDOUS WASTE GENERATORS IN THE STATE, 1993

RANK	EPA ID	SITE NAME	CITY	TOTAL GENERATED (TONS)
1	ALD075045575	DEGUSSA CORP/ALABAMA GROUP	THEODORE	231,354
2	ALD000622464	CHEMICAL WASTE MANAGEMENT	EMELLE	104,743
3	ALD021257951	UNITED REDWING CARRIERS CREOLA	CREOLA	101,724
4	ALD046481032	SANDERS LEAD COMPANY, INC.	TROY	77,357
5	ALD983189606	SOUTHERN COMPANY DRUM SITE	WILSONVILLE	42,730
6	ALD070513767	M & M CHEMICAL & EQUIPMENT COMPANY, INC.	ATTALLA	36,085
7	ALD004014973	GULF STATES STEEL	GADSDEN	18,682
8	ALD000737288	MASTER LOCK COMPANY	AUBURN	13,296
9	ALD003297116	AMPEX RECORDING MEDIA CORPORATION	OPELIKA	12,983
10	ALD001221902	CIBA GEIGY CORPORATION	MCINTOSH	11,337
11	ALD980845341	JBA MANUFACTURING CO	LEEDS	11,000
12	ALD095688875	ZENECA INC-COLD CREEK	BUCKS	10,473
13	ALD093179315	DUPONT MOBILE PLANT	AXIS	6,492
14	ALD006320774	MONSANTO CHEMICAL CO	DECATUR	6,395
15	ALD094483591	EMCO, INC.	E. GADSDEN	5,538
16	ALD078964970	DEXTER PACKAGING PRODUCTS	BIRMINGHAM	5,419
17	ALD982111494	ALABAMA HIGHWAY DEPT. TRACT 92	PRICHARD	5,300
18	ALD067123570	SMI STEEL INC	BIRMINGHAM	4,210
19	ALD004029294	HANNA STEEL CORP	FAIRFIELD	4,081
20	ALD044075919	EATON CORP/CUTLER-HAMMER PROD	ATHENS	3,986
21	ALD004023164	3M DECATUR	DECATUR	3,495
22	AL3210020027	ANNISTON ARMY DEPOT	ANNISTON	3,435
23	ALD982142960	DANNY ISBELL INC	PELL CITY	3,412
24	ALD044496966	VULCAN, INC	FOLEY	3,110
25	ALD983191966	VIRGINIA CAROLINA CHEMICAL SO	OPELIKA	2,556
26	ALD008185407	HUXFORD POLE & TIMBER COMPANY, INC.	HUXFORD	2,538
27	ALD980839310	GERRARD STEEL PICKLING	FLORENCE	2,208
28	ALD072086275	TERRA INTERNATIONAL INC	MONTGOMERY	2,199
29	ALD003397569	ACIPCO (AMERICAN CAST IRON PIPE COMPANY)	BIRMINGHAM	2,151
30	ALD981867062	NOVACOR CHEMICALS INC	DECATUR	2,052
31	ALD085765808	KOPPERS INDUSTRIES, INC. (ORGANICS)	DOLOMITE	1,677
32	ALD102066636	SCHLUMBERGER INDUSTRIES	TALLASSEE	1,668
33	ALD982123127	DELTA AUTOMOTIVE, INC.	SHEFFIELD	1,544
34	ALD004019642	OCCIDENTAL ELECTROCHEMICALS CORP.	MUSCLE SHOALS	1,370
35	ALD982080855	BEECH AEROSPACE SVC INC.	SELMA	1,325
36	ALD981475304	K & W TROY	TROY	1,247
37	ALD000608224	HULS AMERICA INC.	THEODORE	1,214
38	ALD094476793	ALLWORTH, INC.	BIRMINGHAM	1,207
39	ALD095687679	REYNOLDS METALS COMPANY-ALLOYS PLANT	MUSCLE SHOALS	1,176
40	ALD982115180	JVC MAGNETICS AMERICA COMPANY	TUSCALOOSA	1,082
41	ALD155638570	MATLACK INC MOBILE TERMINAL	CREOLA	1,004
42	ALD983174814	TRIM MASTER'S, INC.	HALEYVILLE	950
43	ALD008163115	MOBILE PAINT MFG CO INC DEL	THEODORE	766
44	ALD031499833	ALLIED-SIGNAL, INC. FAIRFIELD TAR PLANT	BIRMINGHAM	702
45	ALD004009320	HUNT REFINING COMPANY	TUSCALOOSA	693
46	ALD062464748	UOP MOLECULAR SIEVE PLT.	CHICKASAW	665
47	ALD004019691	3M GUIN	GUIN	609
48	ALD053360897	MORTON INTERNATIONAL, INC.	DECATUR	602
49	ALD084956911	BRENT INDUSTRIES, INC.	BRENT	596
50	ALD000827352	STEELCASE INC	ATHENS	583
TOTAL				761,021

NOTE: STATE MAY HAVE FEWER THAN FIFTY GENERATORS.

ALABAMA

1993 WASTE GENERATION, CONTINUED

4 QUANTITIES OF WASTE GENERATED IN 1993 THAT WERE

- REPORTED WITH ONLY CHARACTERISTIC WASTE CODES
- REPORTED WITH ONLY LISTED WASTE CODES
- REPORTED WITH BOTH CHARACTERISTIC AND LISTED WASTE CODES

WASTE HAS ONLY CHARACTERISTIC CODES	TONS OF WASTE GENERATED	WASTE HAS ONLY LISTED CODES	TONS OF WASTE GENERATED	WASTE HAS BOTH CHARACTERISTIC AND LISTED CODES	TONS OF WASTE GENERATED
ONLY IGNITABLE	14,604	ONLY AN F CODE	204,330		
ONLY CORROSIVE	229,182	ONLY A K CODE	29,769		
ONLY REACTIVE	5,740	ONLY A P CODE	3,985		
ONLY D004-17	59,180	ONLY A U CODE	1,770		
ONLY D018-43	5,512				
HAS MORE THAN ONE CHARACTERISTIC CODE	63,647	HAS MORE THAN ONE LISTED CODE	104,578		
TOTAL	377,865	TOTAL	344,432	TOTAL CHAR. AND LISTED	57,347

5 QUANTITIES OF WASTE GENERATED IN 1993 THAT WERE MULTIPLY CODED

WASTE HAS ONLY CHARACTERISTIC CODES BUT MORE THAN ONE APPLIES	TONS OF WASTE GENERATED	ONLY LISTED CODES BUT HAS MORE THAN ONE	TONS OF WASTE GENERATED	BOTH CHAR. & LISTED CODES	TONS OF WASTE GENERATED
HAS IGNITABLE CODE	13,662			IGN. W/ AT LEAST 1 LSTD	50,476
HAS CORROSIVE CODE	55,560			CORR. W/ AT LEAST 1 LSTD	2,352
HAS REACTIVE CODE	2,057			REACT. W/ AT LEAST 1 LSTD	67
HAS D004-D017 CODE	48,918			D004-17 W/ AT LEAST 1 LSTD	25,242
HAS D018-D043 CODE	10,260			D018-43 W/ AT LEAST 1 LSTD	27,915
		HAS AN F CODE	2,320	F WASTE W/ AT LEAST 1 CHAR	53,842
		HAS A K CODE	713	K WASTE W/ AT LEAST 1 CHAR	309
		HAS A P CODE	102,080	P WASTE W/ AT LEAST 1 CHAR	2,911
		HAS A U CODE	104,578	U WASTE W/ AT LEAST 1 CHAR	3,483
TOTAL	63,647	TOTAL	104,578	TOTAL	57,347

NOTE: COLUMNS DO NOT SUM TO TOTAL BECAUSE A WASTE CODE MAY APPLY TO MORE THAN ONE WASTE.
MIXTURES WITH IGNITABLE, CORROSIVE, REACTIVE, D004-17, AND D018-43 CHARACTERISTIC CODES ALSO MAY CONTAIN OTHER CHARACTERISTIC WASTE CODES.
SIMILARLY, WASTES WITH F,K,P, AND U LISTED CODES MAY HAVE OTHER LISTED WASTE CODES.

ALABAMA

1993 WASTE MANAGEMENT

6 NUMBER OF RCRA TSD FACILITIES: 49

7 QUANITY OF RCRA HAZARDOUS WASTE MANAGED: 544,602 TONS

8 FIFTY LARGEST RCRA HAZARDOUS WASTE MANAGEMENT FACILITIES, 1993

RANK	EPAID	SITE NAME	CITY	TONS OF WASTE MANAGED
1	ALD000622464	CHEMICAL WASTE MANAGEMENT	EMELLE	204,973
2	ALD021257951	UNITED REDWING CARRIERS CREOLA	CREOLA	101,545
3	ALD070513767	M & M CHEMICAL & EQUIPMENT COMPANY, INC.	ATTALLA	88,969
4	ALD046481032	SANDERS LEAD COMPANY, INC.	TROY	82,384
5	ALD981019045	SYSTECH ENVIRONMENTAL CORPORATION	DEMOPOLIS	25,352
6	ALD094476793	ALLWORTH, INC.	BIRMINGHAM	10,889
7	ALD981020894	FISHER INDUSTRIAL SERVICE, INC.	GLENCOE	7,220
8	ALD001221902	CIBA GEIGY CORPORATION	MCINTOSH	6,158
9	ALD094483591	EMCO, INC.	E. GADSDEN	5,250
10	ALD044075919	EATON CORP/CUTLER-HAMMER PROD	ATHENS	3,962
11	ALD004023164	3M DECATUR	DECATUR	2,682
12	ALD003397569	ACIPCO (AMERICAN CAST IRON PIPE COMPANY)	BIRMINGHAM	2,000
13	ALD981867062	NOVACOR CHEMICALS INC	DECATUR	1,165
14	AL3210020027	ANNISTON ARMY DEPOT	ANNISTON	604
15	ALD031499833	ALLIED-SIGNAL, INC. FAIRFIELD TAR PLANT	BIRMINGHAM	578
16	ALD093179315	DUPONT MOBILE PLANT	AXIS	551
17	ALD008163115	MOBILE PAINT MFG CO INC DEL	THEODORE	316
18	ALD079474037	UNIVERSITY OF SOUTH ALABAMA, MAIN CAMPUS	MOBILE	5
TOTAL				544,602

NOTE: STATE MAY HAVE FEWER THAN FIFTY FACILITIES THAT MANAGED WASTES.
WASTE ONLY MANAGED BY STORAGE IS NOT INCLUDED.

ALABAMA

1993 WASTE MANAGEMENT, CONTINUED

9 QUANTITY OF RCRA HAZARDOUS WASTE MANAGED BY MANAGEMENT METHOD, 1993

MANAGEMENT METHOD	SYSTEM TYPE CODE	QUANTITY MANAGED (TONS)	PERCENTAGE OF QUANTITY	NUMBER OF FACILITIES	PERCENTAGE OF FACILITIES
METALS RECOVERY (FOR REUSE)	M011-M019	5,726	1	1	6
SOLVENTS RECOVERY	M021-M029	14,357	3	4	22
INCINERATION	M041-M049	3,706	1	3	17
ENERGY RECOVERY (REUSE AS FUEL)	M051-M059	3,847	1	2	11
FUEL BLENDING	M061-----	132,059	24	5	28
AQUEOUS INORGANIC TREATMENT	M071-M079	54,785	10	2	11
AQUEOUS ORGANIC TREATMENT	M081-M089	101,549	19	2	11
STABILIZATION	M111-M119	85,231	16	3	17
OTHER TREATMENT	M121-M129	3,181	1	3	17
LANDFILL	M132-DISP	139,558	26	2	11
OTHER DISPOSAL SPECIFIED IN COMMENTS	M137-DISP	604	0	1	6
TOTAL		544,602	100	18	

10 MANAGEMENT METHOD, BY QUANTITY OF RCRA HAZARDOUS WASTE MANAGED, 1993

MANAGEMENT METHOD	SYSTEM TYPE CODE	QUANTITY MANAGED (TONS)	PERCENTAGE OF QUANTITY	NUMBER OF FACILITIES	PERCENTAGE OF FACILITIES
LANDFILL	M132-DISP	139,558	26	2	11
FUEL BLENDING	M061-----	132,059	24	5	28
AQUEOUS ORGANIC TREATMENT	M081-M089	101,549	19	2	11
STABILIZATION	M111-M119	85,231	16	3	17
AQUEOUS INORGANIC TREATMENT	M071-M079	54,785	10	2	11
SOLVENTS RECOVERY	M021-M029	14,357	3	4	22
METALS RECOVERY (FOR REUSE)	M011-M019	5,726	1	1	6
ENERGY RECOVERY (REUSE AS FUEL)	M051-M059	3,847	1	2	11
INCINERATION	M041-M049	3,706	1	3	17
OTHER TREATMENT	M121-M129	3,181	1	3	17
OTHER DISPOSAL SPECIFIED IN COMMENTS	M137-DISP	604	0	1	6
TOTAL		544,602	100	18	

NOTE: FACILITIES WITH ONLY STORAGE UNITS ARE EXCLUDED.
COLUMNS MAY NOT SUM DUE TO ROUNDING.
COLUMNS MAY NOT SUM TO TOTAL BECAUSE FACILITIES MAY HAVE MULTIPLE HANDLING METHODS.

ALABAMA

1993 WASTE MANAGEMENT, CONTINUED

11 MANAGEMENT METHOD AND QUANTITY OF RCRA HAZARDOUS WASTE MANAGED BY NUMBER OF FACILITIES, 1993

MANAGEMENT METHOD	SYSTEM TYPE CODE	QUANTITY MANAGED (TONS)	PERCENTAGE OF QUANTITY	NUMBER OF FACILITIES	PERCENTAGE OF FACILITIES
FUEL BLENDING	M061-----	132,059	24	5	28
SOLVENTS RECOVERY	M021-M029	14,357	3	4	22
INCINERATION	M041-M049	3,706	1	3	17
STABILIZATION	M111-M119	85,231	16	3	17
OTHER TREATMENT	M121-M129	3,181	1	3	17
ENERGY RECOVERY (REUSE AS FUEL)	M051-M059	3,847	1	2	11
AQUEOUS INORGANIC TREATMENT	M071-M079	54,785	10	2	11
AQUEOUS ORGANIC TREATMENT	M081-M089	101,549	19	2	11
LANDFILL	M132-DISP	139,558	26	2	11
METALS RECOVERY (FOR REUSE)	M011-M019	5,726	1	1	6
OTHER DISPOSAL SPECIFIED IN COMMENTS	M137-DISP	604	0	1	6
TOTAL		544,602	100	18	

NOTE: FACILITIES WITH ONLY STORAGE UNITS ARE EXCLUDED.
COLUMNS MAY NOT SUM DUE TO ROUNDING.
COLUMNS MAY NOT SUM TO TOTAL BECAUSE FACILITIES MAY HAVE MULTIPLE HANDLING METHODS.

12 QUANTITY AND PERCENTAGE OF RCRA HAZARDOUS WASTEWATER AND NON-WASTEWATER MANAGED IN 1993

MANAGEMENT TYPE	TONS	PERCENTAGE
WASTEWATER	160,479	29.5
NON-WASTEWATER	384,124	70.5
TOTAL	544,602	100.0

ALABAMA

1993 WASTE SHIPMENTS

13 NUMBER OF RCRA HAZARDOUS WASTE SHIPPERS: 294

14 QUANITIY OF RCRA HAZARDOUS WASTE SHIPPED: 286,129 TONS

15 FIFTY LARGEST RCRA HAZARDOUS WASTE SHIPPERS, 1993

RANK	EPA ID	SITE NAME	CITY	QUANTITY SHIPPED (TONS)
1	ALD000622464	CHEMICAL WASTE MANAGEMENT	EMELLE	51,613
2	ALD983189606	SOUTHERN COMPANY DRUM SITE	WILSONVILLE	42,730
3	ALD070513767	M & M CHEMICAL & EQUIPMENT COMPANY, INC.	ATTALLA	35,371
4	ALD980845341	JBA MANUFACTURING CO	LEEDS	25,000
5	ALD004014973	GULF STATES STEEL	GADSDEN	18,523
6	ALD095688875	ZENECA INC-COLD CREEK	BUCKS	12,884
7	ALD006320774	MONSANTO CHEMICAL CO	DECATUR	6,393
8	ALD093179315	DUPONT MOBILE PLANT	AXIS	5,441
9	ALD078964970	DEXTER PACKAGING PRODUCTS	BIRMINGHAM	5,419
10	ALD982111494	ALABAMA HIGHWAY DEPT. TRACT 92	PRICHARD	5,300
11	ALD001221902	CIBA GEIGY CORPORATION	MCINTOSH	5,168
12	ALD094476793	ALLWORTH, INC.	BIRMINGHAM	4,812
13	ALD075045575	DEGUSSA CORP/ALABAMA GROUP	THEODORE	4,552
14	ALD067123570	SMI STEEL INC	BIRMINGHAM	4,210
15	ALD004029294	HANNA STEEL CORP	FAIRFIELD	4,081
16	ALD981020894	FISHER INDUSTRIAL SERVICE, INC.	GLENCOE	3,761
17	ALD982142960	DANNY ISBELL INC	PELL CITY	3,412
18	AL3210020027	ANNISTON ARMY DEPOT	ANNISTON	2,757
19	ALD980839310	GERRARD STEEL PICKLING	FLORENCE	2,208
20	ALD072086275	TERRA INTERNATIONAL INC	MONTGOMERY	2,199
21	ALD085765808	KOPPERS INDUSTRIES, INC. (ORGANICS)	DOLOMITE	1,677
22	ALD102066636	SCHLUMBERGER INDUSTRIES	TALLASSEE	1,668
23	ALD982123127	DELTA AUTOMOTIVE, INC.	SHEFFIELD	1,544
24	ALD004019642	OCCIDENTAL ELECTROCHEMICALS CORP.	MUSCLE SHOALS	1,356
25	ALD982080855	BEECH AEROSPACE SVC INC.	SELMA	1,325
26	ALD981475304	K & W TROY	TROY	1,247
27	ALD000608224	HULS AMERICA INC.	THEODORE	1,214
28	ALD095687679	REYNOLDS METALS COMPANY-ALLOYS PLANT	MUSCLE SHOALS	1,173
29	ALD983177015	TERRA FIRST INC-AL STORAGE OPS	VERNON	1,053
30	ALD155638570	MATLACK INC MOBILE TERMINAL	CREOLA	1,004
31	ALD983174814	TRIM MASTER'S, INC.	HALEYVILLE	950
32	ALD004023164	3M DECATUR	DECATUR	809
33	ALD020852422	LL&E PETROLEUM MARKETING, INC.	SARALAND	776
34	ALD046481032	SANDERS LEAD COMPANY, INC.	TROY	698
35	ALD062464748	UOP MOLECULAR SIEVE PLT.	CHICKASAW	666
36	ALD982115180	JVC MAGNETICS AMERICA COMPANY	TUSCALOOSA	606
37	ALD053360897	MORTON INTERNATIONAL, INC.	DECATUR	602
38	ALD084956911	BRENT INDUSTRIES, INC.	BRENT	596
39	ALD000827352	STEELCASE INC	ATHENS	586
40	ALD031499833	ALLIED-SIGNAL, INC. FAIRFIELD TAR PLANT	BIRMINGHAM	552
41	AL3640090004	TVA-NFERC	MUSCLE SHOALS	532
42	ALD054571278	NATIONAL-STANDARD COLUMBIANA PLANT	COLUMBIANA	525
43	ALD003395043	DIXIE ELECTRICAL MANUFACTURING CO	BIRMINGHAM	517
44	AL1800013863	MARSHALL SPACE FLIGHT CENTER/NASA	MARSHALL SPACE FLT CENTER	491
45	ALD000652784	KERR-MCGEE REFINING CORPORATION	MOBILE	490
46	ALD004019691	3M GUIN	GUIN	477
47	ALD983167925	GULF COAST GALVANIZING, INC.	CITRONELLE	455
48	ALD008163115	MOBILE PAINT MFG CO INC DEL	THEODORE	445
49	ALD094472651	HAGER HINGE CO	OXFORD	440
50	ALD003297116	AMPEX RECORDING MEDIA CORPORATION	OPELIKA	412
TOTAL				270,718

NOTES: COLUMNS MAY NOT SUM DUE TO ROUNDING.
STATE MAY HAVE FEWER THAN FIFTY SHIPPERS.

ALABAMA

1993 WASTE RECEIPTS

16 NUMBER OF RCRA HAZARDOUS WASTE RECEIVERS: 11

17 QUANITIY OF RCRA HAZARDOUS WASTE RECEIVED: 261,986 TONS

18 FIFTY LARGEST RCRA HAZARDOUS WASTE RECEIVERS, 1993

RANK	EPA ID	SITE NAME	CITY	QUANTITY RECEIVED (TONS)
1	ALD000622464	CHEMICAL WASTE MANAGEMENT	EMELLE	154,870
2	ALD070513767	M & M CHEMICAL & EQUIPMENT COMPANY, INC.	ATTALLA	53,598
3	ALD981019045	SYSTECH ENVIRONMENTAL CORPORATION	DEMOPOLIS	25,352
4	ALD981020894	FISHER INDUSTRIAL SERVICE, INC.	GLENCOE	10,863
5	ALD094476793	ALLWORTH, INC.	BIRMINGHAM	9,682
6	ALD046481032	SANDERS LEAD COMPANY, INC.	TROY	5,726
7	ALD983177015	TERRA FIRST INC-AL STORAGE OPS	VERNON	1,330
8	ALD031499833	ALLIED-SIGNAL, INC. FAIRFIELD TAR PLANT	BIRMINGHAM	428
9	AL2640090005	TVA, MUSCLE SHOALS POWER SERVICE CENTER	MUSCLE SHOALS	132
10	ALD079474037	UNIVERSITY OF SOUTH ALABAMA, MAIN CAMPUS	MOBILE	5
11	AL6210020776	US ARMY AVIATION CENTER	FT RUCKER	0
TOTAL				261,986

NOTES: COLUMNS MAY NOT SUM DUE TO ROUNDING.
STATE MAY HAVE FEWER THAN FIFTY FACILITIES THAT RECEIVED WASTE.

ALABAMA

1993 WASTE RECEIPTS, CONTINUED

19 QUANTITY OF RCRA HAZARDOUS WASTE MANAGED, BY MANGEMENT METHOD,
LIMITED TO WASTE RECEIVED FROM OFFSITE, 1993

MANAGEMENT METHOD	SYSTEM TYPE CODE	QUANTITY MANAGED (TONS)	PERCENTAGE OF QUANTITY	NUMBER OF FACILITIES	PERCENTAGE OF FACILITIES
METALS RECOVERY (FOR REUSE)	M011-M019	5,726	2	1	13
SOLVENTS RECOVERY	M021-M029	6,614	3	1	13
INCINERATION	M041-M049	428	0	1	13
FUEL BLENDING	M061-----	95,481	38	5	63
STABILIZATION	M111-M119	57,372	23	1	13
OTHER TREATMENT	M121-M129	2,360	1	2	25
LANDFILL	M132-DISP	82,177	33	1	13
TOTAL		250,157	100	8	

20 MANAGEMENT METHOD, BY QUANTITY OF RCRA HAZARDOUS WASTE MANAGED,
LIMITED TO WASTE RECEIVED FROM OFFSITE, 1993

MANAGEMENT METHOD	SYSTEM TYPE CODE	QUANTITY MANAGED (TONS)	PERCENTAGE OF QUANTITY	NUMBER OF FACILITIES	PERCENTAGE OF FACILITIES
FUEL BLENDING	M061-----	95,481	38	5	63
LANDFILL	M132-DISP	82,177	33	1	13
STABILIZATION	M111-M119	57,372	23	1	13
SOLVENTS RECOVERY	M021-M029	6,614	3	1	13
METALS RECOVERY (FOR REUSE)	M011-M019	5,726	2	1	13
OTHER TREATMENT	M121-M129	2,360	1	2	25
INCINERATION	M041-M049	428	0	1	13
TOTAL		250,157	100	8	

NOTE: FACILITIES WITH ONLY STORAGE UNITS ARE EXCLUDED.
COLUMNS MAY NOT SUM DUE TO ROUNDING.
COLUMNS MAY NOT SUM TO TOTAL BECAUSE FACILITIES MAY HAVE MULTIPLE HANDLING METHODS.

ALABAMA

1993 WASTE RECEIPTS, CONTINUED

21 MANAGEMENT METHOD AND QUANTITY OF RCRA HAZARDOUS WASTE MANAGED, BY NUMBER OF FACILITIES, LIMITED TO WASTE RECEIVED FROM OFF SITE, 1993

MANAGEMENT METHOD	SYSTEM TYPE CODE	QUANTITY MANAGED (TONS)	PERCENTAGE OF QUANTITY	NUMBER OF FACILITIES	PERCENTAGE OF FACILITIES
FUEL BLENDING	M061-----	95,481	38	5	63
OTHER TREATMENT	M121-M129	2,360	1	2	25
METALS RECOVERY (FOR REUSE)	M011-M019	5,726	2	1	13
SOLVENTS RECOVERY	M021-M029	6,614	3	1	13
INCINERATION	M041-M049	428	0	1	13
STABILIZATION	M111-M119	57,372	23	1	13
LANDFILL	M132-DISP	82,177	33	1	13
TOTAL		250,157	100	8	

NOTE: FACILITIES WITH ONLY STORAGE UNITS ARE EXCLUDED.
COLUMNS MAY NOT SUM DUE TO ROUNDING.
COLUMNS MAY NOT SUM TO TOTAL BECAUSE FACILITIES MAY HAVE MULTIPLE HANDLING METHODS.

ALABAMA

1993 IMPORTS AND EXPORTS

22	QUANTITY OF RCRA HAZARDOUS WASTE IMPORTED:	178,319	TONS
23	QUANTITY OF RCRA HAZARDOUS WASTE EXPORTED:	166,233	TONS

ALASKA

1993 WASTE GENERATION

1 NUMBER OF RCRA LARGE QUANTITY GENERATORS (LQGS): 75

2 QUANITY OF RCRA HAZARDOUS WASTE GENERATED: 5,534 TONS

3 FIFTY LARGEST RCRA HAZARDOUS WASTE GENERATORS IN THE STATE, 1993

RANK	EPA ID	SITE NAME	CITY	TOTAL GENERATED (TONS)
1	AK6210022426	U.S. ARMY FORT WAINWRIGHT	FORT WAINWRIGHT	1,150
2	AKD092876390	UNOCAL PETROLEUM PRODUCTS & CHEMICALS DV	KENAI	862
3	AK9570028705	USAF EARECKSON AIR STATION	SHEMYA AFB	605
4	AK1210022157	FORT RICHARDSON ALASKA	FORT RICHARDSON	435
5	AK8570028649	ELMENDORF AFB, ALASKA	ELMENDORF AFB	381
6	AKD048679682	TESORO ALASKA PETROLEUM CO - KENAI REFIN	KENAI	273
7	AK9570028655	USAF GALENA AIR FORCE STATION	GALENA	206
8	AK1570028646	EIELSON AFB	EIELSON AFB	165
9	AK4170024323	U.S. NAVAL AIR STATION ADAK, AK	ADAK	145
10	AKD055503825	TEXACO REFINING AND MARKETING INC.	ANCHORAGE	128
11	AK5971522185	DFSP ANCHORAGE	ANCHORAGE	123
12	AKD983066366	AK, DEPARTMENT OF TRANSPORTATION	JUNEAU	109
13	AK5210090002	DFSP WHITTIER TERMINAL	WHITTIER	102
14	AKD009252230	KETCHIKAN PULP CO., KETCHIKAN PULP MILL	KETCHIKAN	84
15	AKD000831750	CHEVRON USA ANCHORAGE TERMINAL #1001415	ANCHORAGE	73
16	AKD000643239	BP EXPLORATIOIN ALASKA INC PRUDHOE BAY	PRUDHOE BAY	60
17	AKD000618132	TESORO ALASKA PETROLEUM CO - ANCHORAGE	ANCHORAGE	52
18	AK9690330742	USCG SUPPORT CENTER, KODIAK, AK	KODIAK	49
19	AKD052581758	ALYESKA PIPELINE SERVICE TAPS VALDEZ TER	VALDEZ	44
20	AKD983075458	STATE OF ALASKA DOT & PUBLIC FACILITIES	FAIRBANKS	44
21	AK8690360492	US DOT COAST GUARD BASE KETCHIKAN	KETCHIKAN	42
22	AK8170000147	AMCHITKA ISLAND RADAR FACILITY	AMCHITKA ISLAND	30
23	AKD980329585	TAPS PUMP STATION #6	LIVENGOOD	27
24	AKD983076480	KAKTOVIK DEPT OF MUNICIPLE SERVICES	KAKTOVIK	26
25	AK1570028638	CLEAR AIR FORCE STATION	ANDERSON	24
26	AKD983075235	BAKER PERFORMANCE CHEMICAL WHSE	NIKISKI	24
27	AK3570028669	USAF 643D SPTS KING SALMON AIRPORT	KING SALMON	22
28	AKD983076472	WAINWRIGHT DEPT. OF MUNICIPLE SERVICES	WAINWRIGHT	19
29	AK3210022155	FORT GREELY, ALASKA	DELTA JUNCTION	17
30	AKD035400514	ALASKA SALES & SERVICE, INC	ANCHORAGE	16
31	AKD047481452	N C MACHINERY	ANCHORAGE	15
32	AKD983075672	ARCTIC PIPE INSPECTION INC	KENAI	14
33	AKD991281221	ARCO ALASKA, INC. PRUDHOE BAY	PRUDHOE BAY	13
34	AKD009252487	ALASKA PULP CORP./SITKA SAWMILL	SITKA	13
35	AK0000032045	ANCHORAGE INTL AIRPORT AK DOT/PUB FACIL	ANCHORAGE	11
36	AKD981767403	ALASKA RAILROAD CORP ANCHORAGE YARD	ANCHORAGE	9
37	AKD980738066	ALYESKA PIPELINE--TAPS NORDALE STORAGE	FAIRBANKS	9
38	AKD035403641	ALASKA CLEANERS, INC.	ANCHORAGE	8
39	AKD048679567	UNIVERSITY OF ALASKA FAIRBANKS	FAIRBANKS	8
40	AK0690390042	USCGC SWEETBRIER (WLB 405)	CORDOVA	8
41	AKD983066010	ALYESKA PIPELINE- TAPS PUMP STATION #10	DONNELLY	7
42	AKD983075755	K&W TRANSPORTATION	FAIRBANKS	6
43	AKD980977318	ALYESKA PIPELINE SERVICE/TAPS STATION #4	DEADHORSE	5
44	AKD099832198	UNION OIL CO OF CALIFORNIA DBA UNOCAL	KETCHIKAN	5
45	AKD009243718	AIR LIQUIDE AMERICA CORP	ANCHORAGE	4
46	AKD000850701	MAPCO ALASKA PETROLEUM INC, NORTH POLE	NORTH POLE	4
47	AK0000036046	ALASKA DEPARTMENT OF TRANSPORTATION	SITKA	4
48	AKD061038816	ANCHORAGE INTERNATIONAL AIRPORT	ANCHORAGE	4
49	AK0690502174	BETHELL FAA STATION	BETHEL	3
50	AKD035419795	KENAI PIPE LINE COMPANY FACILITY	KENAI	3
TOTAL				5,491

NOTE: STATE MAY HAVE FEWER THAN FIFTY GENERATORS.

ALASKA

1993 WASTE GENERATION, CONTINUED

4 QUANTITIES OF WASTE GENERATED IN 1993 THAT WERE

- REPORTED WITH ONLY CHARACTERISTIC WASTE CODES
- REPORTED WITH ONLY LISTED WASTE CODES
- REPORTED WITH BOTH CHARACTERISTIC AND LISTED WASTE CODES

WASTE HAS ONLY CHARACTERISTIC CODES	TONS OF WASTE GENERATED	WASTE HAS ONLY LISTED CODES	TONS OF WASTE GENERATED	WASTE HAS BOTH CHARACTERISTIC AND LISTED CODES	TONS OF WASTE GENERATED
ONLY IGNITABLE	283	ONLY AN F CODE	76		
ONLY CORROSIVE	146	ONLY A K CODE	18		
ONLY REACTIVE	6	ONLY A P CODE	0		
ONLY D004-17	1,255	ONLY A U CODE	7		
ONLY D018-43	1,114				
HAS MORE THAN ONE CHARACTERISTIC CODE	1,610	HAS MORE THAN ONE LISTED CODE	0		
TOTAL	4,414	TOTAL	102	TOTAL CHAR. AND LISTED	1,018

5 QUANTITIES OF WASTE GENERATED IN 1993 THAT WERE MULTIPLY CODED

WASTE HAS ONLY CHARACTERISTIC CODES BUT MORE THAN ONE APPLIES	TONS OF WASTE GENERATED	ONLY LISTED CODES BUT HAS MORE THAN ONE	TONS OF WASTE GENERATED	BOTH CHAR. & LISTED CODES	TONS OF WASTE GENERATED
HAS IGNITABLE CODE	1,086			IGN. W/ AT LEAST 1 LSTD	709
HAS CORROSIVE CODE	215			CORR. W/ AT LEAST 1 LSTD	5
HAS REACTIVE CODE	198			REACT. W/ AT LEAST 1 LSTD	62
HAS D004-D017 CODE	1,171			D004-17 W/ AT LEAST 1 LSTD	732
HAS D018-D043 CODE	783			D018-43 W/ AT LEAST 1 LSTD	831
		HAS AN F CODE	0	F WASTE W/ AT LEAST 1 CHAR	988
		HAS A K CODE	0	K WASTE W/ AT LEAST 1 CHAR	9
		HAS A P CODE	0	P WASTE W/ AT LEAST 1 CHAR	1
		HAS A U CODE	0	U WASTE W/ AT LEAST 1 CHAR	25
TOTAL	1,610	TOTAL	0	TOTAL	1,018

NOTE: COLUMNS DO NOT SUM TO TOTAL BECAUSE A WASTE CODE MAY APPLY TO MORE THAN ONE WASTE.
MIXTURES WITH IGNITABLE, CORROSIVE, REACTIVE, D004-17, AND D018-43 CHARACTERISTIC CODES ALSO MAY CONTAIN OTHER CHARACTERISTIC WASTE CODES.
SIMILARLY, WASTES WITH F,K,P, AND U LISTED CODES MAY HAVE OTHER LISTED WASTE CODES.

ALASKA

1993 WASTE MANAGEMENT

6 NUMBER OF RCRA TSD FACILITIES: 8

7 QUANITY OF RCRA HAZARDOUS WASTE MANAGED: 55 TONS

8 FIFTY LARGEST RCRA HAZARDOUS WASTE MANAGEMENT FACILITIES, 1993

RANK	EPAID	SITE NAME	CITY	TONS OF WASTE MANAGED
1	AKD000643239	BP EXPLORATION ALASKA INC PRUDHOE BAY	PRUDHOE BAY	55
TOTAL				55

NOTE: STATE MAY HAVE FEWER THAN FIFTY FACILITIES THAT MANAGED WASTES.
WASTE ONLY MANAGED BY STORAGE IS NOT INCLUDED.

ALASKA

1993 WASTE MANAGEMENT, CONTINUED

9 QUANTITY OF RCRA HAZARDOUS WASTE MANAGED BY MANAGEMENT METHOD, 1993

MANAGEMENT METHOD	SYSTEM TYPE CODE	QUANTITY MANAGED (TONS)	PERCENTAGE OF QUANTITY	NUMBER OF FACILITIES	PERCENTAGE OF FACILITIES
METALS RECOVERY (FOR REUSE)	M011-M019	55	100	1	100
TOTAL		55	100	1	

10 MANAGEMENT METHOD, BY QUANTITY OF RCRA HAZARDOUS WASTE MANAGED, 1993

MANAGEMENT METHOD	SYSTEM TYPE CODE	QUANTITY MANAGED (TONS)	PERCENTAGE OF QUANTITY	NUMBER OF FACILITIES	PERCENTAGE OF FACILITIES
METALS RECOVERY (FOR REUSE)	M011-M019	55	100	1	100
TOTAL		55	100	1	

NOTE: FACILITIES WITH ONLY STORAGE UNITS ARE EXCLUDED.
COLUMNS MAY NOT SUM DUE TO ROUNDING.
COLUMNS MAY NOT SUM TO TOTAL BECAUSE FACILITIES MAY HAVE MULTIPLE HANDLING METHODS.

ALASKA

1993 WASTE MANAGEMENT, CONTINUED

11 MANAGEMENT METHOD AND QUANTITY OF RCRA HAZARDOUS WASTE MANAGED BY NUMBER OF FACILITIES, 1993

MANAGEMENT METHOD	SYSTEM TYPE CODE	QUANTITY MANAGED (TONS)	PERCENTAGE OF QUANTITY	NUMBER OF FACILITIES	PERCENTAGE OF FACILITIES
METALS RECOVERY (FOR REUSE)	M011-M019	55	100	1	100
TOTAL		55	100	1	

NOTE: FACILITIES WITH ONLY STORAGE UNITS ARE EXCLUDED.
COLUMNS MAY NOT SUM DUE TO ROUNDING.
COLUMNS MAY NOT SUM TO TOTAL BECAUSE FACILITIES MAY HAVE MULTIPLE HANDLING METHODS.

12 QUANTITY AND PERCENTAGE OF RCRA HAZARDOUS WASTEWATER AND NON-WASTEWATER MANAGED IN 1993

MANAGEMENT TYPE	TONS	PERCENTAGE
WASTEWATER	55	100.0
NON-WASTEWATER	0	.0
TOTAL	55	100.0

ALASKA

1993 WASTE SHIPMENTS

13 NUMBER OF RCRA HAZARDOUS WASTE SHIPPERS: 73

14 QUANITIY OF RCRA HAZARDOUS WASTE SHIPPED: 5,363 TONS

15 FIFTY LARGEST RCRA HAZARDOUS WASTE SHIPPERS, 1993

RANK	EPA ID	SITE NAME	CITY	QUANTITY SHIPPED (TONS)
1	AK6210022426	U.S. ARMY FORT WAINWRIGHT	FORT WAINWRIGHT	1,102
2	AK8570028649	ELMENDORF AFB, ALASKA	ELMENDORF AFB	852
3	AKD092876390	UNOCAL PETROLEUM PRODUCTS & CHEMICALS DV	KENAI	445
4	AK1210022157	FORT RICHARDSON ALASKA	FORT RICHARDSON	435
5	AKD048679682	TESORO ALASKA PETROLEUM CO - KENAI REFIN	KENAI	273
6	AKD982655839	HOUSEHOLD & CESQG HAZ. WASTE. COLL. FAC.	EAGLE RIVER	253
7	AK9570028705	USAF EARECKSON AIR STATION	SHEMYA AFB	207
8	AK9570028655	USAF GALENA AIR FORCE STATION	GALENA	195
9	AK1570028646	EIELSON AFB	EIELSON AFB	148
10	AK4170024323	U.S. NAVAL AIR STATION ADAK, AK	ADAK	145
11	AKD055503825	TEXACO REFINING AND MARKETING INC.	ANCHORAGE	128
12	AK5971522185	DFSP ANCHORAGE	ANCHORAGE	123
13	AKD983066366	AK, DEPARTMENT OF TRANSPORTATION	JUNEAU	109
14	AK5210090002	DFSP WHITTIER TERMINAL	WHITTIER	102
15	AKD009252230	KETCHIKAN PULP CO., KETCHIKAN PULP MILL	KETCHIKAN	86
16	AKD000831750	CHEVRON USA ANCHORAGE TERMINAL #1001415	ANCHORAGE	73
17	AKD983076480	KAKTOVIK DEPT OF MUNICIPLE SERVICES	KAKTOVIK	53
18	AKD000618132	TESORO ALASKA PETROLEUM CO - ANCHORAGE	ANCHORAGE	52
19	AKD983075458	STATE OF ALASKA DOT & PUBLIC FACILITIES	FAIRBANKS	49
20	AK9690330742	USCG SUPPORT CENTER, KODIAK, AK	KODIAK	44
21	AKD052581758	ALYESKA PIPELINE SERVICE TAPS VALDEZ TER	VALDEZ	44
22	AK8690360492	US DOT COAST GUARD BASE KETCHIKAN	KETCHIKAN	42
23	AKD983076472	WAINWRIGHT DEPT. OF MUNICIPLE SERVICES	WAINWRIGHT	39
24	AK8170000147	AMCHITKA ISLAND RADAR FACILITY	AMCHITKA ISLAND	30
25	AKD980329585	TAPS PUMP STATION #6	LIVENGOOD	27
26	AK1570028638	CLEAR AIR FORCE STATION	ANDERSON	25
27	AK3570028669	USAF 643D SPTS KING SALMON AIRPORT	KING SALMON	22
28	AKD983075235	BAKER PERFORMANCE CHEMICAL WHSE	NIKISKI	20
29	AKD009243718	AIR LIQUIDE AMERICA CORP	ANCHORAGE	17
30	AKD035400514	ALASKA SALES & SERVICE, INC	ANCHORAGE	16
31	AKD047481452	N C MACHINERY	ANCHORAGE	15
32	AKD983075672	ARCTIC PIPE INSPECTION INC	KENAI	14
33	AKD991281221	ARCO ALASKA, INC. PRUDHOE BAY	PRUDHOE BAY	14
34	AK9122390017	USDA FOREST SERVICE	SITKA	13
35	AKD035403641	ALASKA CLEANERS, INC.	ANCHORAGE	11
36	AKD981767403	ALASKA RAILROAD CORP ANCHORAGE YARD	ANCHORAGE	9
37	AKD980738066	ALYESKA PIPELINE--TAPS NORDALE STORAGE	FAIRBANKS	9
38	AKD048679567	UNIVERSITY OF ALASKA FAIRBANKS	FAIRBANKS	8
39	AKD000643239	BP EXPLORATIOIN ALASKA INC PRUDHOE BAY	PRUDHOE BAY	8
40	AK0690390042	USCGC SWEETBRIER (WLB 405)	CORDOVA	8
41	AKD983066010	ALYESKA PIPELINE- TAPS PUMP STATION #10	DONNELLY	7
42	AKD061038816	ANCHORAGE INTERNATIONAL AIRPORT	ANCHORAGE	6
43	AKD982820557	MANLEY HOT SPRINGS GRAVEL PIT	MANLEY HOT SPRINGS	6
44	AKD983075755	K&W TRANSPORTATION	FAIRBANKS	6
45	AK3210022155	FORT GREELY, ALASKA	DELTA JUNCTION	6
46	AKD980977318	ALYESKA PIPELINE SERVICE/TAPS STATION #4	DEADHORSE	5
47	AKD099832198	UNION OIL CO OF CALIFORNIA DBA UNOCAL	KETCHIKAN	5
48	AKD000850701	MAPCO ALASKA PETROLEUM INC, NORTH POLE	NORTH POLE	4
49	AKD000835009	TESORO ALASKA PIPELINE CO - VALDEZ	VALDEZ	4
50	AK0000036046	ALASKA DEPARTMENT OF TRANSPORTATION	SITKA	4
TOTAL				5,314

NOTES: COLUMNS MAY NOT SUM DUE TO ROUNDING.
STATE MAY HAVE FEWER THAN FIFTY SHIPPERS.

ALASKA

1993 WASTE RECEIPTS

16 NUMBER OF RCRA HAZARDOUS WASTE RECEIVERS: 1

17 QUANITIY OF RCRA HAZARDOUS WASTE RECEIVED: 521 TONS

18 FIFTY LARGEST RCRA HAZARDOUS WASTE RECEIVERS, 1993

RANK	EPA ID	SITE NAME	CITY	QUANTITY RECEIVED (TONS)
1	AK8570028649	ELMENDORF AFB, ALASKA	ELMENDORF AFB	521
TOTAL				521

NOTES: COLUMNS MAY NOT SUM DUE TO ROUNDING.
STATE MAY HAVE FEWER THAN FIFTY FACILITIES THAT RECEIVED WASTE.

TABLES 19, 20, AND 21 HAVE BEEN OMITTED FROM THIS REPORT BECAUSE THERE WERE NO FACILITIES IN ALASKA THAT REPORTED MANAGING (TREATING OR DISPOSING) RCRA HAZARDOUS WASTE IN 1993 THAT WAS RECEIVED FROM OFF SITE. THE FACILITY DESCRIBED ABOVE MAY HAVE BEEN A STORAGE-ONLY FACILITY.

ALASKA

1993 IMPORTS AND EXPORTS

ALASKA DID NOT IMPORT ANY WASTE.

23 QUANTITY OF RCRA HAZARDOUS WASTE EXPORTED: 4,504 TONS

ARIZONA

1993 WASTE GENERATION

1 NUMBER OF RCRA LARGE QUANTITY GENERATORS (LQGS): 233

2 QUANITY OF RCRA HAZARDOUS WASTE GENERATED: 46,913 TONS

3 FIFTY LARGEST RCRA HAZARDOUS WASTE GENERATORS IN THE STATE, 1993

RANK	EPA ID	SITE NAME	CITY	TOTAL GENERATED (TONS)
1	AZ4570024055	DAVIS MONTHAN AFB	DAVIS MONTHAN	24,204
2	AZD009005422	HUGHES	TUCSON	1,953
3	AZD980896310	CONTINENTAL CIRCUITS	PHX	1,765
4	AZD982486169	METCO METAL FINISHING	PHX	1,631
5	AZD980818330	NELCO TECHNOLOGY	TEMPE	1,624
6	AZD009004177	MOTOROLA	PHX	1,265
7	AZD001886597	MAGMA METALS/COPPER DIV	SAN MANUEL	884
8	AZD000625715	GOULD ELECTRONICS	CHANDLER	679
9	AZD063274609	CONTINENTAL CIRCUITS CORP	PHX	616
10	AZD043848050	MOTOROLA	MESA	499
11	AZD982345423	ECO	PHX	433
12	AZT000615286	CHEVRON U.S.A. PROD CO.	PHOENIX	426
13	AZD009004961	HONEYWELL	PHX	425
14	AZ7213820635	CAMP NAVAJO/NAVAJO DEPOT	BELLEMONT	382
15	AZT050010636	GILBERT ENGINEERING	GLENDALE	373
16	AZT000611426	CAPITOL CASTINGS	CHANDLER	347
17	AZD982491649	TRW SAFETY SYSTEMS MESA II	QUEEN CREEK	273
18	AZD009000050	ALLIED SIGNAL ENGINES	PHX	268
19	AZD983474453	BFI MEDICAL WASTE SYS.OF AZ	PHOENIX	258
20	AZD083726034	REVLON CONSUMER PRODTS	PHX	253
21	AZD070250469	AZ ELECTRIC POWER	COCHISE	224
22	AZD054408794	BULL HN INF. SYS INC.	PHX	208
23	AZT000615245	CHEVRON U.S.A. PRODUCTS CO	TUCSON	204
24	AZD068411651	TEXACO REFINING & MARKETING INC.	PHX	190
25	AZT000617548	TEXACO REFINING & MARKETING	TUCSON	187
26	AZD008398505	CHEM RESEARCH CO	PHX	187
27	AZD980893408	FOUR CORNERS PIPELINE	KINGMAN	186
28	AZD091235457	INTEL	CHANDLER	179
29	AZD983476185	AMERICAN TUBE & PIPE	PHX	175
30	AZD982503385	DYNACO ACQUISITION CORP	TEMPE	156
31	AZD074440470	QUALITY PRINTED CIRCIUTS	PHX	142
32	AZD982471062	TRW SAFETY SYSTEMS MESA I	MESA	141
33	AZD042018689	ROGERS CORP	CHANDLER	140
34	AZD983483025	WRIGLEY MANSION CLUB	PHX	140
35	AZD981582216	HUCK INTL	TUCSON	139
36	AZD982519746	MINNESOTA MINING & MFG	TUCSON	137
37	AZD058787086	DOLPHIN INC	PHX	136
38	AZD982041907	HEXCEL ADVANCED PROD	CHANDLER	135
39	AZD074480245	ARCO PRODUCTS COMPANY	PHOENIX	129
40	AZT000623819	DIGITAL EQUIPMENT CORP. TF01	TEMPE	128
41	AZD018517698	ALLIED SIGNAL AEROSPACE FLUID SYS.	TEMPE	126
42	AZD983483488	ADFLEX SOLUTIONS	CHANDLER	111
43	AZD980881163	MCDONNELL DOUGLAS HELICOPTER	MESA	110
44	AZD000819615	UNIVERSITY OF ARIZONA	TUCSON	106
45	AZD983583048	QUALITY PRINTED CIRCUITS	PHOENIX	101
46	AZD980886477	DYNAIR TECH OF AZ	PHX	99
47	AZD041458555	MCCULLOCH CORP	LAKE HAVASU CITY	97
48	AZD020703310	LEARJET INC	TUCSON	94
49	AZD982434383	ACME ELECTRIC, AES	TEMPE	92
50	AZD085453603	CAPITOL CASTINGS	TEMPE	86
TOTAL				42,845

NOTE: STATE MAY HAVE FEWER THAN FIFTY GENERATORS.

ARIZONA

1993 WASTE GENERATION, CONTINUED

4 QUANTITIES OF WASTE GENERATED IN 1993 THAT WERE

- REPORTED WITH ONLY CHARACTERISTIC WASTE CODES
- REPORTED WITH ONLY LISTED WASTE CODES
- REPORTED WITH BOTH CHARACTERISTIC AND LISTED WASTE CODES

WASTE HAS ONLY CHARACTERISTIC CODES	TONS OF WASTE GENERATED	WASTE HAS ONLY LISTED CODES	TONS OF WASTE GENERATED	WASTE HAS BOTH CHARACTERISTIC AND LISTED CODES	TONS OF WASTE GENERATED
ONLY IGNITABLE	753	ONLY AN F CODE	3,875		
ONLY CORROSIVE	3,576	ONLY A K CODE	1		
ONLY REACTIVE	805	ONLY A P CODE	55		
ONLY D004-17	29,161	ONLY A U CODE	138		
ONLY D018-43	1,369				
HAS MORE THAN ONE CHARACTERISTIC CODE	1,840	HAS MORE THAN ONE LISTED CODE	33		
TOTAL	37,503	TOTAL	4,102	TOTAL CHAR. AND LISTED	5,262

5 QUANTITIES OF WASTE GENERATED IN 1993 THAT WERE MULTIPLY CODED

WASTE HAS ONLY CHARACTERISTIC CODES BUT MORE THAN ONE APPLIES	TONS OF WASTE GENERATED	ONLY LISTED CODES BUT HAS MORE THAN ONE	TONS OF WASTE GENERATED	BOTH CHAR. & LISTED CODES	TONS OF WASTE GENERATED
HAS IGNITABLE CODE	573			IGN. W/ AT LEAST 1 LSTD	2,494
HAS CORROSIVE CODE	1,322			CORR. W/ AT LEAST 1 LSTD	1,557
HAS REACTIVE CODE	32			REACT. W/ AT LEAST 1 LSTD	33
HAS D004-D017 CODE	1,564			D004-17 W/ AT LEAST 1 LSTD	2,635
HAS D018-D043 CODE	393			D018-43 W/ AT LEAST 1 LSTD	1,064
		HAS AN F CODE	4	F WASTE W/ AT LEAST 1 CHAR	5,217
		HAS A K CODE	0	K WASTE W/ AT LEAST 1 CHAR	5
		HAS A P CODE	28	P WASTE W/ AT LEAST 1 CHAR	21
		HAS A U CODE	33	U WASTE W/ AT LEAST 1 CHAR	45
TOTAL	1,840	TOTAL	33	TOTAL	5,262

NOTE: COLUMNS DO NOT SUM TO TOTAL BECAUSE A WASTE CODE MAY APPLY TO MORE THAN ONE WASTE.
MIXTURES WITH IGNITABLE, CORROSIVE, REACTIVE, D004-17, AND D018-43 CHARACTERISTIC CODES ALSO MAY CONTAIN OTHER CHARACTERISTIC WASTE CODES.
SIMILARLY, WASTES WITH F,K,P, AND U LISTED CODES MAY HAVE OTHER LISTED WASTE CODES.

ARIZONA

1993 WASTE MANAGEMENT

6 NUMBER OF RCRA TSD FACILITIES: 32

7 QUANITY OF RCRA HAZARDOUS WASTE MANAGED: 32,681 TONS

8 FIFTY LARGEST RCRA HAZARDOUS WASTE MANAGEMENT FACILITIES, 1993

RANK	EPAID	SITE NAME	CITY	TONS OF WASTE MANAGED
1	AZ4570024055	DAVIS MONTHAN AFB	DAVIS MONTHAN	24,169
2	AZD009015389	ROMIC	CHANDLER	4,030
3	AZD009005422	HUGHES	TUCSON	1,493
4	AZD982441263	WESTATES CARBON INC.	PARKER	1,208
5	AZD049318009	RECYCLING RESOURCES	PHX	996
6	AZ7213820635	CAMP NAVAJO/NAVAJO DEPOT	BELLEMONT	326
7	AZD982491649	TRW SAFETY SYSTEMS MESA II	QUEEN CREEK	322
8	AZ5213820991	US ARMY YUMA PROVING GROUND	YUMA	66
9	AZD039534995	BETTER-BILT ALUMINUM	PRESCOTT VALLEY	34
10	AZD980735179	ALLIED SIGNAL LAMINATE SYSTEMS	CHANDLER	24
11	AZD980814479	UNIVERSAL PROPULSION	PHX	7
12	AZD008399263	APACHE NITROGEN PRODUCTS, INC.	BENSON	5
13	AZT000624429	APS/PALO VERDE NUCLEAR GEN STA	WINTERSBURG	0
TOTAL				32,681

NOTE: STATE MAY HAVE FEWER THAN FIFTY FACILITIES THAT MANAGED WASTES.
WASTE ONLY MANAGED BY STORAGE IS NOT INCLUDED.

ARIZONA

1993 WASTE MANAGEMENT, CONTINUED

9 QUANTITY OF RCRA HAZARDOUS WASTE MANAGED BY MANAGEMENT METHOD, 1993

MANAGEMENT METHOD	SYSTEM TYPE CODE	QUANTITY MANAGED (TONS)	PERCENTAGE OF QUANTITY	NUMBER OF FACILITIES	PERCENTAGE OF FACILITIES
SOLVENTS RECOVERY	M021-M029	1,145	4	8	62
INCINERATION	M041-M049	66	0	1	8
FUEL BLENDING	M061-----	3,942	12	2	15
STABILIZATION	M111-M119	24,167	74	1	8
OTHER TREATMENT	M121-M129	3,360	10	7	54
TOTAL		32,681	100	13	

10 MANAGEMENT METHOD, BY QUANTITY OF RCRA HAZARDOUS WASTE MANAGED, 1993

MANAGEMENT METHOD	SYSTEM TYPE CODE	QUANTITY MANAGED (TONS)	PERCENTAGE OF QUANTITY	NUMBER OF FACILITIES	PERCENTAGE OF FACILITIES
STABILIZATION	M111-M119	24,167	74	1	8
FUEL BLENDING	M061-----	3,942	12	2	15
OTHER TREATMENT	M121-M129	3,360	10	7	54
SOLVENTS RECOVERY	M021-M029	1,145	4	8	62
INCINERATION	M041-M049	66	0	1	8
TOTAL		32,681	100	13	

NOTE: FACILITIES WITH ONLY STORAGE UNITS ARE EXCLUDED.
COLUMNS MAY NOT SUM DUE TO ROUNDING.
COLUMNS MAY NOT SUM TO TOTAL BECAUSE FACILITIES MAY HAVE MULTIPLE HANDLING METHODS.

ARIZONA

1993 WASTE MANAGEMENT, CONTINUED

11 MANAGEMENT METHOD AND QUANTITY OF RCRA HAZARDOUS WASTE MANAGED BY NUMBER OF FACILITIES, 1993

MANAGEMENT METHOD	SYSTEM TYPE CODE	QUANTITY MANAGED (TONS)	PERCENTAGE OF QUANTITY	NUMBER OF FACILITIES	PERCENTAGE OF FACILITIES
SOLVENTS RECOVERY	M021-M029	1,145	4	8	62
OTHER TREATMENT	M121-M129	3,360	10	7	54
FUEL BLENDING	M061-----	3,942	12	2	15
INCINERATION	M041-M049	66	0	1	8
STABILIZATION	M111-M119	24,167	74	1	8
TOTAL		32,681	100	13	

NOTE: FACILITIES WITH ONLY STORAGE UNITS ARE EXCLUDED.
COLUMNS MAY NOT SUM DUE TO ROUNDING.
COLUMNS MAY NOT SUM TO TOTAL BECAUSE FACILITIES MAY HAVE MULTIPLE HANDLING METHODS.

12 QUANTITY AND PERCENTAGE OF RCRA HAZARDOUS WASTEWATER AND NON-WASTEWATER MANAGED IN 1993

MANAGEMENT TYPE	TONS	PERCENTAGE
WASTEWATER	3,376	10.3
NON-WASTEWATER	29,305	89.7
TOTAL	32,681	100.0

ARIZONA

1993 WASTE SHIPMENTS

13 NUMBER OF RCRA HAZARDOUS WASTE SHIPPERS: 229

14 QUANITIY OF RCRA HAZARDOUS WASTE SHIPPED: 29,530 TONS

15 FIFTY LARGEST RCRA HAZARDOUS WASTE SHIPPERS, 1993

RANK	EPA ID	SITE NAME	CITY	QUANTITY SHIPPED (TONS)
1	AZD009015389	ROMIC	CHANDLER	6,749
2	AZD049318009	RECYCLING RESOURCES	PHX	2,015
3	AZD980892897	SAFETY-KLEEN CORP	TUCSON	1,782
4	AZD980896310	CONTINENTAL CIRCUITS	PHX	1,743
5	AZD980818330	NELCO TECHNOLOGY	TEMPE	1,423
6	AZD009004177	MOTOROLA	PHX	1,269
7	AZD001886597	MAGMA METALS/COPPER DIV	SAN MANUEL	885
8	AZD000625715	GOULD ELECTRONICS	CHANDLER	680
9	AZD980892731	GREENFIELD ENV OF AZ/RINCHEM	PHX	672
10	AZD063274609	CONTINENTAL CIRCUITS CORP	PHX	589
11	AZD043848050	MOTOROLA	MESA	503
12	AZD009005422	HUGHES	TUCSON	453
13	AZT000615286	CHEVRON U.S.A. PROD CO.	PHOENIX	426
14	AZD009004961	HONEYWELL	PHX	425
15	AZT050010636	GILBERT ENGINEERING	GLENDALE	390
16	AZT050010180	CHEMICAL WASTE MGMT	PHX	370
17	AZT000611426	CAPITOL CASTINGS	CHANDLER	347
18	AZD089308803	SAFETY KLEEN	PHX	268
19	AZD009000050	ALLIED SIGNAL ENGINES	PHX	263
20	AZD983474453	BFI MEDICAL WASTE SYS.OF AZ	PHOENIX	258
21	AZD083726034	REVLON CONSUMER PRODTS	PHX	221
22	AZD054408794	BULL HN INF. SYS INC.	PHX	208
23	AZT000615245	CHEVRON U.S.A. PRODUCTS CO	TUCSON	204
24	AZD068411651	TEXACO REFINING & MARKETING INC.	PHX	190
25	AZT000617548	TEXACO REFINING & MARKETING	TUCSON	187
26	AZD980893408	FOUR CORNERS PIPELINE	KINGMAN	186
27	AZD091235457	INTEL	CHANDLER	178
28	AZD008398505	CHEM RESEARCH CO	PHX	168
29	AZD982503385	DYNACO ACQUISITION CORP	TEMPE	156
30	AZD042018689	ROGERS CORP	CHANDLER	152
31	AZD983483025	WRIGLEY MANSION CLUB	PHX	140
32	AZD981582216	HUCK INTL	TUCSON	139
33	AZD982519746	MINNESOTA MINING & MFG	TUCSON	137
34	AZD982041907	HEXCEL ADVANCED PROD	CHANDLER	135
35	AZD058787086	DOLPHIN INC	PHX	133
36	AZD074480245	ARCO PRODUCTS COMPANY	PHOENIX	129
37	AZT000623819	DIGITAL EQUIPMENT CORP. TF01	TEMPE	128
38	AZD018517698	ALLIED SIGNAL AEROSPACE FLUID SYS.	TEMPE	126
39	AZD074440470	QUALITY PRINTED CIRCIUTS	PHX	114
40	AZD983483488	ADFLEX SOLUTIONS	CHANDLER	111
41	AZD980881163	MCDONNELL DOUGLAS HELICOPTER	MESA	111
42	AZD000819615	UNIVERSITY OF ARIZONA	TUCSON	109
43	AZD982486169	METCO METAL FINISHING	PHX	107
44	AZD983583048	QUALITY PRINTED CIRCUITS	PHOENIX	101
45	AZD980886477	DYNAIR TECH OF AZ	PHX	99
46	AZD982471062	TRW SAFETY SYSTEMS MESA I	MESA	99
47	AZD020703310	LEARJET INC	TUCSON	98
48	AZD041458555	MCCULLOCH CORP	LAKE HAVASU CITY	96
49	AZD982434383	ACME ELECTRIC, AES	TEMPE	92
50	AZD085453603	CAPITOL CASTINGS	TEMPE	86
TOTAL				25,650

NOTES: COLUMNS MAY NOT SUM DUE TO ROUNDING.
STATE MAY HAVE FEWER THAN FIFTY SHIPPERS.

ARIZONA

1993 WASTE RECEIPTS

16 NUMBER OF RCRA HAZARDOUS WASTE RECEIVERS: 12

17 QUANITIY OF RCRA HAZARDOUS WASTE RECEIVED: 11,473 TONS

18 FIFTY LARGEST RCRA HAZARDOUS WASTE RECEIVERS, 1993

RANK	EPA ID	SITE NAME	CITY	QUANTITY RECEIVED (TONS)
1	AZD009015389	ROMIC	CHANDLER	4,581
2	AZD049318009	RECYCLING RESOURCES	PHX	2,614
3	AZD980892897	SAFETY-KLEEN CORP	TUCSON	2,196
4	AZD982441263	WESTATES CARBON INC.	PARKER	1,184
5	AZD089308803	SAFETY KLEEN	PHX	373
6	AZT050010180	CHEMICAL WASTE MGMT	PHX	252
7	AZD980892731	GREENFIELD ENV OF AZ/RINCHEM	PHX	168
8	AZD982491649	TRW SAFETY SYSTEMS MESA II	QUEEN CREEK	81
9	AZD000819615	UNIVERSITY OF ARIZONA	TUCSON	10
10	AZ4570024055	DAVIS MONTHAN AFB	DAVIS MONTHAN	8
11	AZ4572190029	LUKE AFB	GLENDALE	6
12	AZ5213820991	US ARMY YUMA PROVING GROUND	YUMA	0
TOTAL				11,473

NOTES: COLUMNS MAY NOT SUM DUE TO ROUNDING.
STATE MAY HAVE FEWER THAN FIFTY FACILITIES THAT RECEIVED WASTE.

ARIZONA

1993 WASTE RECEIPTS, CONTINUED

19 QUANTITY OF RCRA HAZARDOUS WASTE MANAGED, BY MANGEMENT METHOD,
LIMITED TO WASTE RECEIVED FROM OFFSITE, 1993

MANAGEMENT METHOD	SYSTEM TYPE CODE	QUANTITY MANAGED (TONS)	PERCENTAGE OF QUANTITY	NUMBER OF FACILITIES	PERCENTAGE OF FACILITIES
SOLVENTS RECOVERY	M021-M029	492	14	2	33
INCINERATION	M041-M049	0	0	1	17
FUEL BLENDING	M061-----	1,678	49	2	33
OTHER TREATMENT	M121-M129	1,262	37	3	50
TOTAL		3,432	100	6	

20 MANAGEMENT METHOD, BY QUANTITY OF RCRA HAZARDOUS WASTE MANAGED,
LIMITED TO WASTE RECEIVED FROM OFFSITE, 1993

MANAGEMENT METHOD	SYSTEM TYPE CODE	QUANTITY MANAGED (TONS)	PERCENTAGE OF QUANTITY	NUMBER OF FACILITIES	PERCENTAGE OF FACILITIES
FUEL BLENDING	M061-----	1,678	49	2	33
OTHER TREATMENT	M121-M129	1,262	37	3	50
SOLVENTS RECOVERY	M021-M029	492	14	2	33
INCINERATION	M041-M049	0	0	1	17
TOTAL		3,432	100	6	

NOTE: FACILITIES WITH ONLY STORAGE UNITS ARE EXCLUDED.
COLUMNS MAY NOT SUM DUE TO ROUNDING.
COLUMNS MAY NOT SUM TO TOTAL BECAUSE FACILITIES MAY HAVE MULTIPLE HANDLING METHODS.

ARIZONA

1993 WASTE RECEIPTS, CONTINUED

21 MANAGEMENT METHOD AND QUANTITY OF RCRA HAZARDOUS WASTE MANAGED, BY NUMBER OF FACILITIES, LIMITED TO WASTE RECEIVED FROM OFF SITE, 1993

MANAGEMENT METHOD	SYSTEM TYPE CODE	QUANTITY MANAGED (TONS)	PERCENTAGE OF QUANTITY	NUMBER OF FACILITIES	PERCENTAGE OF FACILITIES
OTHER TREATMENT	M121-M129	1,262	37	3	50
SOLVENTS RECOVERY	M021-M029	492	14	2	33
FUEL BLENDING	M061-----	1,678	49	2	33
INCINERATION	M041-M049	0	0	1	17
TOTAL		3,432	100	6	

NOTE: FACILITIES WITH ONLY STORAGE UNITS ARE EXCLUDED.
COLUMNS MAY NOT SUM DUE TO ROUNDING.
COLUMNS MAY NOT SUM TO TOTAL BECAUSE FACILITIES MAY HAVE MULTIPLE HANDLING METHODS.

ARIZONA

1993 IMPORTS AND EXPORTS

22	QUANTITY OF RCRA HAZARDOUS WASTE IMPORTED:	3,787	TONS
23	QUANTITY OF RCRA HAZARDOUS WASTE EXPORTED:	23,771	TONS

ARKANSAS

1993 WASTE GENERATION

1 NUMBER OF RCRA LARGE QUANTITY GENERATORS (LQGS): 162

2 QUANITY OF RCRA HAZARDOUS WASTE GENERATED: 794,801 TONS

3 FIFTY LARGEST RCRA HAZARDOUS WASTE GENERATORS IN THE STATE, 1993

RANK	EPA ID	SITE NAME	CITY	TOTAL GENERATED (TONS)
1	ARD043195429	GREAT LAKES CHEMICAL CORPORATION	EL DORADO	641,953
2	ARD069748192	ENSCO INC	EL DORADO	45,854
3	ARD981057870	RINECO	HASKELL-BENTON	37,378
4	ARD981908890	NUCOR YAMATO STEEL	BLYTHEVILLE	23,760
5	ARD089234884	EASTMAN CHEMICAL CO, ARK EASTMAN DIV	MAGNESS	11,717
6	ARD052528809	ETHYL CORPORATION	MAGNOLIA	6,299
7	ARD053730701	QUANEX MACSTEEL DIVISION	FT SMITH	5,048
8	ARD093792067	CPS CHEMICAL CO OF ARKANSAS	W MEMPHIS	4,622
9	ARD091691261	ARKANSAS STEEL ASSOCIATES	NEWPORT	1,804
10	ARD990660649	CEDAR CHEMICAL CORPORATION	W HELENA	1,447
11	ARD093404143	CENTURY TUBE CORPORATION	PINE BLUFF	1,403
12	ARD982558561	ETHYL CORPORATION	MAGNOLIA	955
13	ARD000021998	LION OIL COMPANY	EL DORADO	910
14	ARD067671313	WEYERHAEUSER COMPANY	DEQUEEN	869
15	ARD983267733	BEKAERT CORPORATION	ROGERS	585
16	ARD983272485	TREFILARBED ARKANSAS INC	PINE BLUFF	575
17	ARD983275504	RAYTHEON CORPORATE JETS	LITTLE ROCK	522
18	ARD982558595	ARKANSAS GALVANIZING INC	PRAIRIE GROVE	373
19	ARD007240716	AMERON PROTECTIVE COATINGS SYSTEMS	LITTLE ROCK	364
20	ARD035500818	SOUTHERN STEEL & WIRE CO	FT SMITH	329
21	ARD047926449	MONROE AUTO EQUIPMENT	PARAGOULD	296
22	AR0000064311	REMINGTON ARMS CO INC	LONOKE	288
23	ARD983267600	TOKUSEN USA INC	CONWAY	277
24	ARD059634659	GUARDSMAN PRODUCTS INC	LITTLE ROCK	260
25	ARD139607048	CYRO INDUSTRIES	OSCEOLA	258
26	ARD006344972	HEEKIN CAN INC	SPRINGDALE	232
27	ARD001700657	EL DORADO CHEMICAL COMPANY	EL DORADO	220
28	ARD092923184	BRYCE CORPORATION PLT 2	SEARCY	197
29	ARD042755389	WHIRLPOOL CORPORATION	FT SMITH	194
30	ARD006344824	KOPPERS INDUSTRIES INC	N LITTLE ROCK	176
31	ARD091688283	ATLANTIC RESEARCH CORPORATION	E CAMDEN	171
32	ARD030414494	HELENA CHEMICAL COMPANY	W HELENA	170
33	ARD049984214	DARLING STORE FIXTURES	PARAGOULD	167
34	ARD006354294	WHITE RODGERS CO	BATESVILLE	163
35	ARD091688341	GE CAPITAL REAILCAR REPAIR SVC	E CAMDEN	153
36	ARP060029437	HARVEST FOODS	LITTLE ROCK	134
37	ARD044484780	DANAHER TOOL GROUP SPRINGDALE	SPRINGDALE	129
38	ARD980867642	S-R OF ARKANSAS	WILSON	124
39	ARD983273590	CRANE KEMLITE	JONESBORO	124
40	ARD000604959	LORAL VOUGHT	CAMDEN	122
41	ARD000022186	GREAT LAKES CHEMICAL SOUTH PLANT	EL DORADO	121
42	ARD006354161	REYNOLDS METALS CO GUM SPRINGS PLT	GUM SPRINGS	118
43	ARD006340111	CRANE CO	ROGERS	114
44	ARD073545592	SUPERIOR INDUSTRIES INTL INC	W MEMPHIS	105
45	ARD008049298	AMFUEL PLANT I	MAGNOLIA	104
46	ARD071247365	AEROQUIP CORPORATION	MT. HOME	100
47	AR0213820707	US ARMY PINE BLUFF ARSENAL	PINE BLUFF	97
48	ARD006349724	TIMEX CORPORATION	LITTLE ROCK	96
49	ARD131031916	AMERICABLE DIV OF AMI	EL DORADO	86
50	ARD006339931	RIVERSIDE FURNITURE MAIN PLANT	FT SMITH	84
TOTAL				791,646

NOTE: STATE MAY HAVE FEWER THAN FIFTY GENERATORS.

ARKANSAS

1993 WASTE GENERATION, CONTINUED

4 QUANTITIES OF WASTE GENERATED IN 1993 THAT WERE

- REPORTED WITH ONLY CHARACTERISTIC WASTE CODES
- REPORTED WITH ONLY LISTED WASTE CODES
- REPORTED WITH BOTH CHARACTERISTIC AND LISTED WASTE CODES

WASTE HAS ONLY CHARACTERISTIC CODES	TONS OF WASTE GENERATED	WASTE HAS ONLY LISTED CODES	TONS OF WASTE GENERATED	WASTE HAS BOTH CHARACTERISTIC AND LISTED CODES	TONS OF WASTE GENERATED
ONLY IGNITABLE	6,376	ONLY AN F CODE	3,940		
ONLY CORROSIVE	1,160	ONLY A K CODE	35,215		
ONLY REACTIVE	125	ONLY A P CODE	0		
ONLY D004-17	5,168	ONLY A U CODE	304		
ONLY D018-43	839				
HAS MORE THAN ONE CHARACTERISTIC CODE	4,323	HAS MORE THAN ONE LISTED CODE	641,604		
TOTAL	17,992	TOTAL	681,063	TOTAL CHAR. AND LISTED	95,746

5 QUANTITIES OF WASTE GENERATED IN 1993 THAT WERE MULTIPLY CODED

WASTE HAS ONLY CHARACTERISTIC CODES BUT MORE THAN ONE APPLIES	TONS OF WASTE GENERATED	ONLY LISTED CODES BUT HAS MORE THAN ONE	TONS OF WASTE GENERATED	BOTH CHAR. & LISTED CODES	TONS OF WASTE GENERATED
HAS IGNITABLE CODE	3,126			IGN. W/ AT LEAST 1 LSTD	95,253
HAS CORROSIVE CODE	3,697			CORR. W/ AT LEAST 1 LSTD	50,257
HAS REACTIVE CODE	1,619			REACT. W/ AT LEAST 1 LSTD	38,028
HAS D004-D017 CODE	3,412			D004-17 W/ AT LEAST 1 LSTD	80,428
HAS D018-D043 CODE	667			D018-43 W/ AT LEAST 1 LSTD	88,401
		HAS AN F CODE	0	F WASTE W/ AT LEAST 1 CHAR	95,637
		HAS A K CODE	641,604	K WASTE W/ AT LEAST 1 CHAR	37,379
		HAS A P CODE	0	P WASTE W/ AT LEAST 1 CHAR	76
		HAS A U CODE	641,604	U WASTE W/ AT LEAST 1 CHAR	20,701
TOTAL	4,323	TOTAL	641,604	TOTAL	95,746

NOTE: COLUMNS DO NOT SUM TO TOTAL BECAUSE A WASTE CODE MAY APPLY TO MORE THAN ONE WASTE.
MIXTURES WITH IGNITABLE, CORROSIVE, REACTIVE, D004-17, AND D018-43 CHARACTERISTIC CODES ALSO MAY CONTAIN OTHER CHARACTERISTIC WASTE CODES.
SIMILARLY, WASTES WITH F,K,P, AND U LISTED CODES MAY HAVE OTHER LISTED WASTE CODES.

ARKANSAS

1993 WASTE MANAGEMENT

6 NUMBER OF RCRA TSD FACILITIES: 24

7 QUANITY OF RCRA HAZARDOUS WASTE MANAGED: 804,914 TONS

8 FIFTY LARGEST RCRA HAZARDOUS WASTE MANAGEMENT FACILITIES, 1993

RANK	EPAID	SITE NAME	CITY	TONS OF WASTE MANAGED
1	ARD043195429	GREAT LAKES CHEMICAL CORPORATION	EL DORADO	640,619
2	ARD981512270	ASH GROVE CEMENT FOREMAN	FOREMAN	55,901
3	ARD069748192	ENSCO INC	EL DORADO	49,168
4	ARD981057870	RINECO	HASKELL-BENTON	37,192
5	ARD089234884	EASTMAN CHEMICAL CO, ARK EASTMAN DIV	MAGNESS	12,082
6	ARD006354161	REYNOLDS METALS CO GUM SPRINGS PLT	GUM SPRINGS	9,683
7	ARD091688283	ATLANTIC RESEARCH CORPORATION	E CAMDEN	124
8	ARD077395283	MAYBELLINE PRODUCTS CO INC	N LITTLE ROCK	51
9	ARD000632877	ARKANSAS POWER AND LIGHT	STAMPS	23
10	AR0213820707	US ARMY PINE BLUFF ARSENAL	PINE BLUFF	18
11	ARD980867873	TRACOR AEROSPACE R-1/R-15 FACILITY	E CAMDEN	14
12	AR6140090006	INCINERATION RESEARCH FACILITY	JEFFERSON	12
13	ARD051965416	DOW CHEMICAL RUSSELLVILLE	RUSSELLVILLE	11
14	AR0000064311	REMINGTON ARMS CO INC	LONOKE	11
15	ARD980621155	LORAL VOUGHT SYSTEMS CORPORATION	CAMDEN	4
16	ARD093417525	AUSTIN POWDER CO	E CAMDEN	1
TOTAL				804,914

NOTE: STATE MAY HAVE FEWER THAN FIFTY FACILITIES THAT MANAGED WASTES.
WASTE ONLY MANAGED BY STORAGE IS NOT INCLUDED.

ARKANSAS

1993 WASTE MANAGEMENT, CONTINUED

9 QUANTITY OF RCRA HAZARDOUS WASTE MANAGED BY MANAGEMENT METHOD, 1993

MANAGEMENT METHOD	SYSTEM TYPE CODE	QUANTITY MANAGED (TONS)	PERCENTAGE OF QUANTITY	NUMBER OF FACILITIES	PERCENTAGE OF FACILITIES
METALS RECOVERY (FOR REUSE)	M011-M019	54	0	1	6
SOLVENTS RECOVERY	M021-M029	23	0	2	13
INCINERATION	M041-M049	69,241	9	4	25
ENERGY RECOVERY (REUSE AS FUEL)	M051-M059	57,330	7	3	19
FUEL BLENDING	M061-----	37,355	5	2	13
STABILIZATION	M111-M119	109	0	1	6
OTHER TREATMENT	M121-M129	178	0	6	38
DEEPWELL / UNDERGROUND INJECTION	M134-DISP	640,619	80	1	6
OTHER DISPOSAL SPECIFIED IN COMMENTS	M137-DISP	4	0	1	6
TOTAL		804,914	100	16	

10 MANAGEMENT METHOD, BY QUANTITY OF RCRA HAZARDOUS WASTE MANAGED, 1993

MANAGEMENT METHOD	SYSTEM TYPE CODE	QUANTITY MANAGED (TONS)	PERCENTAGE OF QUANTITY	NUMBER OF FACILITIES	PERCENTAGE OF FACILITIES
DEEPWELL / UNDERGROUND INJECTION	M134-DISP	640,619	80	1	6
INCINERATION	M041-M049	69,241	9	4	25
ENERGY RECOVERY (REUSE AS FUEL)	M051-M059	57,330	7	3	19
FUEL BLENDING	M061-----	37,355	5	2	13
OTHER TREATMENT	M121-M129	178	0	6	38
STABILIZATION	M111-M119	109	0	1	6
METALS RECOVERY (FOR REUSE)	M011-M019	54	0	1	6
SOLVENTS RECOVERY	M021-M029	23	0	2	13
OTHER DISPOSAL SPECIFIED IN COMMENTS	M137-DISP	4	0	1	6
TOTAL		804,914	100	16	

NOTE: FACILITIES WITH ONLY STORAGE UNITS ARE EXCLUDED.
COLUMNS MAY NOT SUM DUE TO ROUNDING.
COLUMNS MAY NOT SUM TO TOTAL BECAUSE FACILITIES MAY HAVE MULTIPLE HANDLING METHODS.

ARKANSAS

1993 WASTE MANAGEMENT, CONTINUED

11 MANAGEMENT METHOD AND QUANTITY OF RCRA HAZARDOUS WASTE MANAGED BY NUMBER OF FACILITIES, 1993

MANAGEMENT METHOD	SYSTEM TYPE CODE	QUANTITY MANAGED (TONS)	PERCENTAGE OF QUANTITY	NUMBER OF FACILITIES	PERCENTAGE OF FACILITIES
OTHER TREATMENT	M121-M129	178	0	6	38
INCINERATION	M041-M049	69,241	9	4	25
ENERGY RECOVERY (REUSE AS FUEL)	M051-M059	57,330	7	3	19
SOLVENTS RECOVERY	M021-M029	23	0	2	13
FUEL BLENDING	M061-----	37,355	5	2	13
METALS RECOVERY (FOR REUSE)	M011-M019	54	0	1	6
STABILIZATION	M111-M119	109	0	1	6
DEEPWELL / UNDERGROUND INJECTION	M134-DISP	640,619	80	1	6
OTHER DISPOSAL SPECIFIED IN COMMENTS	M137-DISP	4	0	1	6
TOTAL		804,914	100	16	

NOTE: FACILITIES WITH ONLY STORAGE UNITS ARE EXCLUDED.
COLUMNS MAY NOT SUM DUE TO ROUNDING.
COLUMNS MAY NOT SUM TO TOTAL BECAUSE FACILITIES MAY HAVE MULTIPLE HANDLING METHODS.

12 QUANTITY AND PERCENTAGE OF RCRA HAZARDOUS WASTEWATER AND NON-WASTEWATER MANAGED IN 1993

MANAGEMENT TYPE	TONS	PERCENTAGE
WASTEWATER	641,214	79.7
NON-WASTEWATER	163,700	20.3
TOTAL	804,914	100.0

ARKANSAS

1993 WASTE SHIPMENTS

13 NUMBER OF RCRA HAZARDOUS WASTE SHIPPERS: 162

14 QUANITIY OF RCRA HAZARDOUS WASTE SHIPPED: 129,236 TONS

15 FIFTY LARGEST RCRA HAZARDOUS WASTE SHIPPERS, 1993

RANK	EPA ID	SITE NAME	CITY	QUANTITY SHIPPED (TONS)
1	ARD069748192	ENSCO INC	EL DORADO	46,082
2	ARD981057870	RINECO	HASKELL-BENTON	37,378
3	ARD981908890	NUCOR YAMATO STEEL	BLYTHEVILLE	11,333
4	ARD052528809	ETHYL CORPORATION	MAGNOLIA	6,098
5	ARD053730701	QUANEX MACSTEEL DIVISION	FT SMITH	5,048
6	ARD093792067	CPS CHEMICAL CO OF ARKANSAS	W MEMPHIS	4,581
7	ARD091691261	ARKANSAS STEEL ASSOCIATES	NEWPORT	1,804
8	ARD990660649	CEDAR CHEMICAL CORPORATION	W HELENA	1,447
9	ARD043195429	GREAT LAKES CHEMICAL CORPORATION	EL DORADO	1,333
10	ARD054575238	SAFETY KLEEN CORPORATION	LITTLE ROCK	931
11	ARD000021998	LION OIL COMPANY	EL DORADO	910
12	ARD067671313	WEYERHAEUSER COMPANY	DEQUEEN	869
13	ARD983267733	BEKAERT CORPORATION	ROGERS	584
14	ARD983272485	TREFILARBED ARKANSAS INC	PINE BLUFF	574
15	ARD983275504	RAYTHEON CORPORATE JETS	LITTLE ROCK	522
16	ARD982558561	ETHYL CORPORATION	MAGNOLIA	465
17	ARD982558595	ARKANSAS GALVANIZING INC	PRAIRIE GROVE	373
18	ARD007240716	AMERON PROTECTIVE COATINGS SYSTEMS	LITTLE ROCK	362
19	ARD035500818	SOUTHERN STEEL & WIRE CO	FT SMITH	334
20	ARD092923184	BRYCE CORPORATION PLT 2	SEARCY	298
21	ARD047926449	MONROE AUTO EQUIPMENT	PARAGOULD	296
22	ARD059634659	GUARDSMAN PRODUCTS INC	LITTLE ROCK	292
23	ARD000064311	REMINGTON ARMS CO INC	LONOKE	285
24	ARD983267600	TOKUSEN USA INC	CONWAY	277
25	ARD139607048	CYRO INDUSTRIES	OSCEOLA	249
26	ARD006344972	HEEKIN CAN INC	SPRINGDALE	245
27	ARD001700657	EL DORADO CHEMICAL COMPANY	EL DORADO	220
28	ARD000709733	SAFETY KLEEN CORPORATION	FT. SMITH	210
29	ARD042755389	WHIRLPOOL CORPORATION	FT SMITH	194
30	ARD006344824	KOPPERS INDUSTRIES INC	N LITTLE ROCK	189
31	ARD093404143	CENTURY TUBE CORPORATION	PINE BLUFF	177
32	ARD030414494	HELENA CHEMICAL COMPANY	W HELENA	170
33	ARD049984214	DARLING STORE FIXTURES	PARAGOULD	167
34	ARD006354294	WHITE RODGERS CO	BATESVILLE	163
35	ARD091688341	GE CAPITAL REAILCAR REPAIR SVC	E CAMDEN	153
36	ARD980867642	S-R OF ARKANSAS	WILSON	128
37	ARD983273590	CRANE KEMLITE	JONESBORO	124
38	ARD000022186	GREAT LAKES CHEMICAL SOUTH PLANT	EL DORADO	122
39	ARD089234884	EASTMAN CHEMICAL CO, ARK EASTMAN DIV	MAGNESS	118
40	ARD006354161	REYNOLDS METALS CO GUM SPRINGS PLT	GUM SPRINGS	113
41	ARD073545592	SUPERIOR INDUSTRIES INTL INC	W MEMPHIS	105
42	ARP060029437	HARVEST FOODS	LITTLE ROCK	104
43	ARD008049298	AMFUEL PLANT I	MAGNOLIA	104
44	ARD071247365	AEROQUIP CORPORATION	MT. HOME	100
45	ARD981512270	ASH GROVE CEMENT FOREMAN	FOREMAN	99
46	ARD006339931	RIVERSIDE FURNITURE MAIN PLANT	FT SMITH	95
47	ARD006349724	TIMEX CORPORATION	LITTLE ROCK	86
48	ARD059637710	VIRCO MFG CORPORATION	CONWAY	82
49	ARD044484780	DANAHER TOOL GROUP SPRINGDALE	SPRINGDALE	80
50	ART060010303	OKLA HOMER SMITH FURNITURE	FT SMITH	75
TOTAL				126,149

NOTES: COLUMNS MAY NOT SUM DUE TO ROUNDING.
STATE MAY HAVE FEWER THAN FIFTY SHIPPERS.

ARKANSAS

1993 WASTE RECEIPTS

16 NUMBER OF RCRA HAZARDOUS WASTE RECEIVERS: 12

17 QUANITIY OF RCRA HAZARDOUS WASTE RECEIVED: 152,484 TONS

18 FIFTY LARGEST RCRA HAZARDOUS WASTE RECEIVERS, 1993

RANK	EPA ID	SITE NAME	CITY	QUANTITY RECEIVED (TONS)
1	ARD981512270	ASH GROVE CEMENT FOREMAN	FOREMAN	55,895
2	ARD069748192	ENSCO INC	EL DORADO	49,168
3	ARD981057870	RINECO	HASKELL-BENTON	37,192
4	ARD006354161	REYNOLDS METALS CO GUM SPRINGS PLT	GUM SPRINGS	9,683
5	ARD089234884	EASTMAN CHEMICAL CO, ARK EASTMAN DIV	MAGNESS	385
6	ARD000709733	SAFETY KLEEN CORPORATION	FT. SMITH	118
7	ARD071245401	VAN WATERS & ROGERS INC	JACKSONVILLE	22
8	ARD980867873	TRACOR AEROSPACE R-1/R-15 FACILITY	E CAMDEN	9
9	AR6140090006	INCINERATION RESEARCH FACILITY	JEFFERSON	4
10	ARD980621155	LORAL VOUGHT SYSTEMS CORPORATION	CAMDEN	4
11	AR0213820707	US ARMY PINE BLUFF ARSENAL	PINE BLUFF	2
12	ARD000604959	LORAL VOUGHT	CAMDEN	1
TOTAL				152,484

NOTES: COLUMNS MAY NOT SUM DUE TO ROUNDING.
STATE MAY HAVE FEWER THAN FIFTY FACILITIES THAT RECEIVED WASTE.

ARKANSAS

1993 WASTE RECEIPTS, CONTINUED

19 QUANTITY OF RCRA HAZARDOUS WASTE MANAGED, BY MANGEMENT METHOD, LIMITED TO WASTE RECEIVED FROM OFFSITE, 1993

MANAGEMENT METHOD	SYSTEM TYPE CODE	QUANTITY MANAGED (TONS)	PERCENTAGE OF QUANTITY	NUMBER OF FACILITIES	PERCENTAGE OF FACILITIES
METALS RECOVERY (FOR REUSE)	M011-M019	54	0	1	11
INCINERATION	M041-M049	58,915	39	4	44
ENERGY RECOVERY (REUSE AS FUEL)	M051-M059	55,895	37	1	11
FUEL BLENDING	M061-----	37,355	25	2	22
STABILIZATION	M111-M119	109	0	1	11
OTHER TREATMENT	M121-M129	11	0	2	22
OTHER DISPOSAL SPECIFIED IN COMMENTS	M137-DISP	4	0	1	11
TOTAL		152,343	100	9	

20 MANAGEMENT METHOD, BY QUANTITY OF RCRA HAZARDOUS WASTE MANAGED, LIMITED TO WASTE RECEIVED FROM OFFSITE, 1993

MANAGEMENT METHOD	SYSTEM TYPE CODE	QUANTITY MANAGED (TONS)	PERCENTAGE OF QUANTITY	NUMBER OF FACILITIES	PERCENTAGE OF FACILITIES
INCINERATION	M041-M049	58,915	39	4	44
ENERGY RECOVERY (REUSE AS FUEL)	M051-M059	55,895	37	1	11
FUEL BLENDING	M061-----	37,355	25	2	22
STABILIZATION	M111-M119	109	0	1	11
METALS RECOVERY (FOR REUSE)	M011-M019	54	0	1	11
OTHER TREATMENT	M121-M129	11	0	2	22
OTHER DISPOSAL SPECIFIED IN COMMENTS	M137-DISP	4	0	1	11
TOTAL		152,343	100	9	

NOTE: FACILITIES WITH ONLY STORAGE UNITS ARE EXCLUDED.
COLUMNS MAY NOT SUM DUE TO ROUNDING.
COLUMNS MAY NOT SUM TO TOTAL BECAUSE FACILITIES MAY HAVE MULTIPLE HANDLING METHODS.

ARKANSAS

1993 WASTE RECEIPTS, CONTINUED

21 MANAGEMENT METHOD AND QUANTITY OF RCRA HAZARDOUS WASTE MANAGED, BY NUMBER OF FACILITIES, LIMITED TO WASTE RECEIVED FROM OFF SITE, 1993

MANAGEMENT METHOD	SYSTEM TYPE CODE	QUANTITY MANAGED (TONS)	PERCENTAGE OF QUANTITY	NUMBER OF FACILITIES	PERCENTAGE OF FACILITIES
INCINERATION	M041-M049	58,915	39	4	44
FUEL BLENDING	M061-----	37,355	25	2	22
OTHER TREATMENT	M121-M129	11	0	2	22
METALS RECOVERY (FOR REUSE)	M011-M019	54	0	1	11
ENERGY RECOVERY (REUSE AS FUEL)	M051-M059	55,895	37	1	11
STABILIZATION	M111-M119	109	0	1	11
OTHER DISPOSAL SPECIFIED IN COMMENTS	M137-DISP	4	0	1	11
TOTAL		152,343	100	9	

NOTE: FACILITIES WITH ONLY STORAGE UNITS ARE EXCLUDED.
COLUMNS MAY NOT SUM DUE TO ROUNDING.
COLUMNS MAY NOT SUM TO TOTAL BECAUSE FACILITIES MAY HAVE MULTIPLE HANDLING METHODS.

ARKANSAS

1993 IMPORTS AND EXPORTS

22	QUANTITY OF RCRA HAZARDOUS WASTE IMPORTED:	133,134 TONS
23	QUANTITY OF RCRA HAZARDOUS WASTE EXPORTED:	109,612 TONS

CALIFORNIA

1993 WASTE GENERATION

1 NUMBER OF RCRA LARGE QUANTITY GENERATORS (LQGS): 1869

2 QUANITY OF RCRA HAZARDOUS WASTE GENERATED: 14,048,099 TONS

3 FIFTY LARGEST RCRA HAZARDOUS WASTE GENERATORS IN THE STATE, 1993

RANK	EPA ID	SITE NAME	CITY	TOTAL GENERATED (TONS)
1	CAD009164021	SHELL OIL MARTINEZ MFG COMP	MARTINEZ	7,489,104
2	CAD041472986	NATIONAL SEMICONDUCTOR CORP	SANTA CLARA	1,469,084
3	CAD008371379	NORRIS PLUMBING FIXTURES	WALNUT	870,912
4	CAD008354052	MOBIL OIL CORP	TORRANCE	654,889
5	CAD008378044	DOUGLAS AIRCRAFT CO	LONG BEACH	511,661
6	CAD000630921	SOUTHERN CAL EDISON SAN ONOFRE	SAN CLEMENTE	345,671
7	CAD009108705	UNOCAL SAN FRANCISCO REFINERY	RODEO	218,568
8	CAD982511768	INTEGRATED DEVICE TECHNOLOGY INC	SAN JOSE	194,465
9	CAD097030993	NORRIS INDUSTRIES, INC.	VERNON	155,034
10	CAD086510005	DOUGLAS AIRCRAFT COMPANY	TORRANCE	149,943
11	CAD008324949	TRW SPACE & ELECTRONICS	MANHATTAN BEACH	146,651
12	CAD076528678	DOW CHEMICAL CO PITTSBURG	PITTSBURG	136,690
13	CAD008268302	NORTHROP CORP AIRCRAFT DIV, EC FACILITY	HAWTHORNE	130,792
14	CAD043237486	CHEVRON CHEMICAL CO	RICHMOND	83,176
15	CAD009438300	VARIAN ASSOC PGTP	SAN CARLOS	76,751
16	CAD981172554	SOUTHWEST MARINE, INC.	SAN DIEGO	76,135
17	CAD009114919	CHEVRON USA PRODUCTS CO, RICHMOND REFIN	RICHMOND	73,934
18	CAD983608027	PARK CENTRAL BUILDING	LOS ANGELES	73,150
19	CAD067786749	BKK LANDFILL	WEST COVINA	58,987
20	CAD044405603	INTERNATIONAL EXTRUSION CORP	ALHAMBRA	53,824
21	CAD008488025	PHIBRO-TECH, INC.	SANTA FE SPRINGS	49,265
22	CAD009452657	ROMIC ENV TECH CORP	EAST PALO ALTO	46,571
23	CAD045256187	LOCKHEED ENVIR SYS & TECH	BURBANK	46,372
24	CAD982464356	INTEGRATED DEVICE TECHNOLOGY, INC	SANTA CLARA	45,461
25	CA6170023109	USNAVY LONGBEACH	LONG BEACH	45,141
26	CAT080031081	ANHEUSER BUSCH, INC.	VAN NUYS	43,673
27	CAD063001770	EXXON CO. USA/BENICIA REFINERY	BENICIA	42,582
28	CAD981373053	HUNTWAY REFINING COMPANY	WILMINGTON	42,052
29	CAD982407876	PROSTAR CORPORATION	VISALIA	31,114
30	CAD990843377	HI-SHEAR CORPORATION	TORRANCE	27,656
31	CAD008384588	MCDONNELL DOUGLAS AEROSPACE	HUNTINGTON BEACH	24,484
32	CAD008352916	MONARCH MIRROR DOOR CO INC	CHATSWORTH	24,144
33	CAD008302903	CHEMICAL WASTE MGMT AZUSA FAC	AZUSA	22,207
34	CAD064467996	RICOH ELECTRONICS, INC	IRVINE	21,630
35	CAD980883177	GIBSON ENVIRONMENTAL	BAKERSFIELD	20,829
36	CAD076180843	CARGILL INC	LYNWOOD	19,895
37	CAD009151671	E I DUPONT DENEMOURS & CO	ANTIOCH	19,630
38	CAD040360745	MCDONNELL DOUGLAS HELICOPTER CO.	CULVER CITY	17,017
39	CAD008324832	GNB BATTERY TECHNOLOGIES	CITY OF INDUSTRY	16,819
40	CAD009150194	USX-POSCO INDUSTRIES	PITTSBURG	14,209
41	CAD983593286	EASTERN CONTRA COSTA TRANSIT AUTHORITY	ANTIOCH	14,097
42	CAD000030494	US AEROJET RCRA FACILITY	RANCHO CORDOVA	13,166
43	CAD008297996	ALL METALS PROCESSING CO INC	BURBANK	11,957
44	CAD060763596	HARTWELL CORPORATION	RANCHO CUCAMONGA	11,634
45	CAD088504881	KINSBURSKY BROTHERS INC.	ANAHEIM	10,425
46	CAD980673347	U.S. CIRCUIT, INC.	ESCONDIDO	10,110
47	CAD982361404	TAMCO	RANCHO CYCANIBGA	9,807
48	CAD990843989	IBM CORPORATION STORAGE SYS DIV	SAN JOSE	8,931
49	CA4890008986	LAWRENCE BERKELEY LABORATORY	BERKELY	8,571
50	CAD050806850	ROLLINS OPC INC	LOS ANGELES	8,530
TOTAL				13,697,400

NOTE: STATE MAY HAVE FEWER THAN FIFTY GENERATORS.
CBI DATA HAVE BEEN EXCLUDED FROM THIS STATE'S DATA.

CALIFORNIA

1993 WASTE GENERATION, CONTINUED

4 QUANTITIES OF WASTE GENERATED IN 1993 THAT WERE

- REPORTED WITH ONLY CHARACTERISTIC WASTE CODES
- REPORTED WITH ONLY LISTED WASTE CODES
- REPORTED WITH BOTH CHARACTERISTIC AND LISTED WASTE CODES

WASTE HAS ONLY CHARACTERISTIC CODES	TONS OF WASTE GENERATED	WASTE HAS ONLY LISTED CODES	TONS OF WASTE GENERATED	WASTE HAS BOTH CHARACTERISTIC AND LISTED CODES	TONS OF WASTE GENERATED
ONLY IGNITABLE	53,171	ONLY AN F CODE	332,858		
ONLY CORROSIVE	3,140,538	ONLY A K CODE	32,828		
ONLY REACTIVE	768	ONLY A P CODE	307		
ONLY D004-17	1,882,867	ONLY A U CODE	5,266		
ONLY D018-43	7,686,186				
HAS MORE THAN ONE CHARACTERISTIC CODE	471,298	HAS MORE THAN ONE LISTED CODE	62,141		
TOTAL	13,234,828	TOTAL	433,400	TOTAL CHAR. AND LISTED	375,172

5 QUANTITIES OF WASTE GENERATED IN 1993 THAT WERE MULTIPLY CODED

WASTE HAS ONLY CHARACTERISTIC CODES BUT MORE THAN ONE APPLIES	TONS OF WASTE GENERATED	ONLY LISTED CODES BUT HAS MORE THAN ONE	TONS OF WASTE GENERATED	BOTH CHAR. & LISTED CODES	TONS OF WASTE GENERATED
HAS IGNITABLE CODE	36,458			IGN. W/ AT LEAST 1 LSTD	71,422
HAS CORROSIVE CODE	430,087			CORR. W/ AT LEAST 1 LSTD	33,371
HAS REACTIVE CODE	1,716			REACT. W/ AT LEAST 1 LSTD	1,438
HAS D004-D017 CODE	458,350			D004-17 W/ AT LEAST 1 LSTD	319,923
HAS D018-D043 CODE	39,839			D018-43 W/ AT LEAST 1 LSTD	66,339
		HAS AN F CODE	61,071	F WASTE W/ AT LEAST 1 CHAR	362,344
		HAS A K CODE	60,620	K WASTE W/ AT LEAST 1 CHAR	23,484
		HAS A P CODE	1,106	P WASTE W/ AT LEAST 1 CHAR	1,612
		HAS A U CODE	1,484	U WASTE W/ AT LEAST 1 CHAR	20,995
TOTAL	471,298	TOTAL	62,141	TOTAL	375,172

NOTE: COLUMNS DO NOT SUM TO TOTAL BECAUSE A WASTE CODE MAY APPLY TO MORE THAN ONE WASTE.
MIXTURES WITH IGNITABLE, CORROSIVE, REACTIVE, D004-17, AND D018-43 CHARACTERISTIC CODES ALSO MAY CONTAIN OTHER CHARACTERISTIC WASTE CODES.
SIMILARLY, WASTES WITH F,K,P, AND U LISTED CODES MAY HAVE OTHER LISTED WASTE CODES.
CBI DATA HAVE BEEN EXCLUDED FROM THIS STATE'S DATA.

CALIFORNIA

1993 WASTE MANAGEMENT

6 NUMBER OF RCRA TSD FACILITIES: 251

7 QUANITY OF RCRA HAZARDOUS WASTE MANAGED: 12,359,849 TONS

8 FIFTY LARGEST RCRA HAZARDOUS WASTE MANAGEMENT FACILITIES, 1993

RANK	EPAID	SITE NAME	CITY	TONS OF WASTE MANAGED
1	CAD009164021	SHELL OIL MARTINEZ MFG COMP	MARTINEZ	7,487,521
2	CAD041472986	NATIONAL SEMICONDUCTOR CORP	SANTA CLARA	1,467,593
3	CAD008274938	KAISER RESOURCES INC	FONTANA	592,160
4	CAD097030993	NORRIS INDUSTRIES, INC.	VERNON	505,207
5	CAD093365435	ROCKWELL INTERNATIONAL	SIMI HILLS	481,785
6	CAD009108705	UNOCAL SAN FRANCISCO REFINERY	RODEO	326,771
7	CAD982511768	INTEGRATED DEVICE TECHNOLOGY INC	SAN JOSE	194,418
8	CAD008324949	TRW SPACE & ELECTRONICS	MANHATTAN BEACH	163,054
9	CAD076528678	DOW CHEMICAL CO PITTSBURG	PITTSBURG	135,773
10	CAD008268302	NORTHROP CORP AIRCRAFT DIV, EC FACILITY	HAWTHORNE	124,620
11	CAD067786749	BKK LANDFILL	WEST COVINA	116,481
12	CAD008488025	PHIBRO-TECH, INC.	SANTA FE SPRINGS	76,851
13	CAD009438300	VARIAN ASSOC PGTP	SAN CARLOS	76,668
14	CAD009114919	CHEVRON USA PRODUCTS CO, RICHMOND REFIN	RICHMOND	70,903
15	CAD980883177	GIBSON ENVIRONMENTAL	BAKERSFIELD	55,025
16	CAD043237486	CHEVRON CHEMICAL CO	RICHMOND	47,410
17	CAD982464356	INTEGRATED DEVICE TECHNOLOGY, INC	SANTA CLARA	45,452
18	CAD981373053	HUNTWAY REFINING COMPANY	WILMINGTON	42,000
19	CAD982407876	PROSTAR CORPORATION	VISALIA	31,054
20	CAD009452657	ROMIC ENV TECH CORP	EAST PALO ALTO	26,254
21	CAD982444887	NATIONAL CEMENT CO	LEBEC	23,139
22	CA6170023109	USNAVY LONGBEACH	LONG BEACH	20,268
23	CAD076180843	CARGILL INC	LYNWOOD	19,394
24	CAD097854541	GNB BATTERY TECHNOLOGIES	VERNON	16,952
25	CAD008302903	CHEMICAL WASTE MGMT AZUSA FAC	AZUSA	16,059
26	CAD981458466	GIBSON ENVIRONMENTAL	WILMINGTON	15,737
27	CAD008252405	PACIFIC RESOURCE RECOVERY	LOS ANGELES	15,046
28	CAD043079110	ASSOCIATED PLATING COMPANY	SANTA FE SPRINGS	14,154
29	CAD980675276	LAIDLAW ENV SVC LOKERN	BUTTONWILLOW	13,965
30	CAD009150194	USX-POSCO INDUSTRIES	PITTSBURG	12,818
31	CAD000030494	US AEROJET RCRA FACILITY	RANCHO CORDOVA	12,055
32	CAD088504881	KINSBURSKY BROTHERS INC.	ANAHEIM	12,046
33	CA2170023152	USNAVY CHINA LAKE NAVAL AIR WPNS STN	CHINA LAKE	9,319
34	CAD066233966	QUEMETCO, INC.	CITY OF INDUSTRY	8,477
35	CAD990843989	IBM CORPORATION STORAGE SYS DIV	SAN JOSE	7,922
36	CAD001216548	JOSLYN JENNINGS CORP	SAN JOSE	7,623
37	CAD981172125	K/J PLATING, INC.	GRAND TERRACE	7,506
38	CAD043260702	GIBSON ENVIRONMENTAL	REDWOOD CITY	6,954
39	CAD048645444	BECKMAN INSTRUMENTS, INC	PORTERVILLE	6,537
40	CA7210020759	USARMY RIVERBANK AMMUNITION PLT	RIVERBANK	6,216
41	CAT080033681	CHEM-TECH SYSTEMS, INC.	LOS ANGELES	6,186
42	CAD050806850	ROLLINS OPC INC	LOS ANGELES	4,505
43	CAD077233658	ST & I INC.	PARAMOUNT	3,849
44	CAT080010796	UNION OIL COMPANY	ARROYO GRANDE	3,665
45	CAD070148432	DREW RESOURCE CORPORATION	BERKELEY	2,572
46	CAD009680232	GRAPHIC RESEARCH INC	CHATSWORTH	2,372
47	CAD000633164	LAIDLAW ENV SERVICES, INC	WESTMORLAND	2,335
48	CAD069122919	CONTACT INTERNATIONAL CORP	SUNNYVALE	1,995
49	CAD044046274	ASHLAND CHEMICAL CO	LOS ANGELES	1,855
50	CAD981160948	PHIBRO-TECH, INC. AKA ENTECH RECOVERY, I	UNION CITY	1,416
TOTAL				12,349,940

NOTE: STATE MAY HAVE FEWER THAN FIFTY FACILITIES THAT MANAGED WASTES.
WASTE ONLY MANAGED BY STORAGE IS NOT INCLUDED.
CBI DATA HAVE BEEN EXCLUDED FROM THIS STATE'S DATA.

CALIFORNIA

1993 WASTE MANAGEMENT, CONTINUED

9 QUANTITY OF RCRA HAZARDOUS WASTE MANAGED BY MANAGEMENT METHOD, 1993

MANAGEMENT METHOD	SYSTEM TYPE CODE	QUANTITY MANAGED (TONS)	PERCENTAGE OF QUANTITY	NUMBER OF FACILITIES	PERCENTAGE OF FACILITIES
METALS RECOVERY (FOR REUSE)	M011-M019	43,961	0	12	13
SOLVENTS RECOVERY	M021-M029	21,096	0	18	19
OTHER RECOVERY	M031-M039	111,776	1	11	12
INCINERATION	M041-M049	76,276	1	12	13
ENERGY RECOVERY (REUSE AS FUEL)	M051-M059	23,430	0	5	5
FUEL BLENDING	M061-----	33,219	0	6	6
AQUEOUS INORGANIC TREATMENT	M071-M079	1,277,955	10	31	33
AQUEOUS ORGANIC TREATMENT	M081-M089	8,135,970	66	9	10
AQUEOUS ORGANIC AND INORGANIC TREATMENT	M091-M099	12,993	0	5	5
SLUDGE TREATMENT	M101-M109	9,605	0	4	4
STABILIZATION	M111-M119	55,761	0	8	9
OTHER TREATMENT	M121-M129	2,375,192	19	34	37
LAND TREATMENT / APPLICATION / FARMING	M131-DISP	58,241	0	3	3
LANDFILL	M132-DISP	4,762	0	6	6
SURFACE IMPOUNDMENT	M133-DISP	9,319	0	1	1
DEEPWELL / UNDERGROUND INJECTION	M134-DISP	0	0	1	1
OTHER DISPOSAL SPECIFIED IN COMMENTS	M137-DISP	108,424	1	1	1
UNKNOWN SYSTEM DUE TO INVALID CODE	UNKNOWN--	1,869	0	5	5
TOTAL		12,359,849	100	93	

10 MANAGEMENT METHOD, BY QUANTITY OF RCRA HAZARDOUS WASTE MANAGED, 1993

MANAGEMENT METHOD	SYSTEM TYPE CODE	QUANTITY MANAGED (TONS)	PERCENTAGE OF QUANTITY	NUMBER OF FACILITIES	PERCENTAGE OF FACILITIES
AQUEOUS ORGANIC TREATMENT	M081-M089	8,135,970	66	9	10
OTHER TREATMENT	M121-M129	2,375,192	19	34	37
AQUEOUS INORGANIC TREATMENT	M071-M079	1,277,955	10	31	33
OTHER RECOVERY	M031-M039	111,776	1	11	12
OTHER DISPOSAL SPECIFIED IN COMMENTS	M137-DISP	108,424	1	1	1
INCINERATION	M041-M049	76,276	1	12	13
LAND TREATMENT / APPLICATION / FARMING	M131-DISP	58,241	0	3	3
STABILIZATION	M111-M119	55,761	0	8	9
METALS RECOVERY (FOR REUSE)	M011-M019	43,961	0	12	13
FUEL BLENDING	M061-----	33,219	0	6	6
ENERGY RECOVERY (REUSE AS FUEL)	M051-M059	23,430	0	5	5
SOLVENTS RECOVERY	M021-M029	21,096	0	18	19
AQUEOUS ORGANIC AND INORGANIC TREATMENT	M091-M099	12,993	0	5	5
SLUDGE TREATMENT	M101-M109	9,605	0	4	4
SURFACE IMPOUNDMENT	M133-DISP	9,319	0	1	1
LANDFILL	M132-DISP	4,762	0	6	6
UNKNOWN SYSTEM DUE TO INVALID CODE	UNKNOWN--	1,869	0	5	5
DEEPWELL / UNDERGROUND INJECTION	M134-DISP	0	0	1	1
TOTAL		12,359,849	100	93	

NOTE: FACILITIES WITH ONLY STORAGE UNITS ARE EXCLUDED.
COLUMNS MAY NOT SUM DUE TO ROUNDING.
COLUMNS MAY NOT SUM TO TOTAL BECAUSE FACILITIES MAY HAVE MULTIPLE HANDLING METHODS.
CBI DATA HAVE BEEN EXCLUDED FROM THIS STATE'S DATA.

CALIFORNIA

1993 WASTE MANAGEMENT, CONTINUED

11 MANAGEMENT METHOD AND QUANTITY OF RCRA HAZARDOUS WASTE MANAGED BY NUMBER OF FACILITIES, 1993

MANAGEMENT METHOD	SYSTEM TYPE CODE	QUANTITY MANAGED (TONS)	PERCENTAGE OF QUANTITY	NUMBER OF FACILITIES	PERCENTAGE OF FACILITIES
OTHER TREATMENT	M121-M129	2,375,192	19	34	37
AQUEOUS INORGANIC TREATMENT	M071-M079	1,277,955	10	31	33
SOLVENTS RECOVERY	M021-M029	21,096	0	18	19
METALS RECOVERY (FOR REUSE)	M011-M019	43,961	0	12	13
INCINERATION	M041-M049	76,276	1	12	13
OTHER RECOVERY	M031-M039	111,776	1	11	12
AQUEOUS ORGANIC TREATMENT	M081-M089	8,135,970	66	9	10
STABILIZATION	M111-M119	55,761	0	8	9
FUEL BLENDING	M061-----	33,219	0	6	6
LANDFILL	M132-DISP	4,762	0	6	6
ENERGY RECOVERY (REUSE AS FUEL)	M051-M059	23,430	0	5	5
AQUEOUS ORGANIC AND INORGANIC TREATMENT	M091-M099	12,993	0	5	5
UNKNOWN SYSTEM DUE TO INVALID CODE	UNKNOWN--	1,869	0	5	5
SLUDGE TREATMENT	M101-M109	9,605	0	4	4
LAND TREATMENT / APPLICATION / FARMING	M131-DISP	58,241	0	3	3
SURFACE IMPOUNDMENT	M133-DISP	9,319	0	1	1
DEEPWELL / UNDERGROUND INJECTION	M134-DISP	0	0	1	1
OTHER DISPOSAL SPECIFIED IN COMMENTS	M137-DISP	108,424	1	1	1
TOTAL		12,359,849	100	93	

NOTE: FACILITIES WITH ONLY STORAGE UNITS ARE EXCLUDED.
COLUMNS MAY NOT SUM DUE TO ROUNDING.
COLUMNS MAY NOT SUM TO TOTAL BECAUSE FACILITIES MAY HAVE MULTIPLE HANDLING METHODS.

12 QUANTITY AND PERCENTAGE OF RCRA HAZARDOUS WASTEWATER AND NON-WASTEWATER MANAGED IN 1993

MANAGEMENT TYPE	TONS	PERCENTAGE
WASTEWATER	12,110,075	98.0
NON-WASTEWATER	249,774	2.0
TOTAL	12,359,849	100.0

NOTE: CBI DATA HAVE BEEN EXCLUDED FROM THIS STATE'S DATA.

CALIFORNIA

1993 WASTE SHIPMENTS

13 NUMBER OF RCRA HAZARDOUS WASTE SHIPPERS: 1859

14 QUANITIY OF RCRA HAZARDOUS WASTE SHIPPED: 1,712,840 TONS

15 FIFTY LARGEST RCRA HAZARDOUS WASTE SHIPPERS, 1993

RANK	EPA ID	SITE NAME	CITY	QUANTITY SHIPPED (TONS)
1	CAD008371379	NORRIS PLUMBING FIXTURES	WALNUT	870,912
2	CAD981172554	SOUTHWEST MARINE, INC.	SAN DIEGO	76,137
3	CAD983608027	PARK CENTRAL BUILDING	LOS ANGELES	73,150
4	CAD044405603	INTERNATIONAL EXTRUSION CORP	ALHAMBRA	53,824
5	CAD982361404	TAMCO	RANCHO CYCANIBGA	47,945
6	CAD009452657	ROMIC ENV TECH CORP	EAST PALO ALTO	47,046
7	CAD045256187	LOCKHEED ENVIR SYS & TECH	BURBANK	46,372
8	CAD043237486	CHEVRON CHEMICAL CO	RICHMOND	35,769
9	CAT080010796	UNION OIL COMPANY	ARROYO GRANDE	28,765
10	CAD008302903	CHEMICAL WASTE MGMT AZUSA FAC	AZUSA	24,530
11	CAD980883177	GIBSON ENVIRONMENTAL	BAKERSFIELD	20,829
12	CA6170023109	USNAVY LONGBEACH	LONG BEACH	18,334
13	CAD983593286	EASTERN CONTRA COSTA TRANSIT AUTHORITY	ANTIOCH	14,103
14	CAD050806850	ROLLINS OPC INC	LOS ANGELES	10,829
15	CAD088504881	KINSBURSKY BROTHERS INC.	ANAHEIM	10,000
16	CAD059494310	TRS - SAN JOSE; SOLVENT SERVICE CO., INC	SAN JOSE	8,011
17	CAD097030993	NORRIS INDUSTRIES, INC.	VERNON	7,141
18	CAT000613976	SAFETY-KLEEN CORP	SANTA ANA	7,074
19	CAD981427677	KAISER FOUNDATION HOSPITAL	MARTINEZ	6,623
20	CAT080010101	APPROPRIATE TECHNOLOGIES 11, INC.	CHULA VISTA	6,597
21	CAD008268302	NORTHROP CORP AIRCRAFT DIV, EC FACILITY	HAWTHORNE	6,331
22	CAD097855126	ROCKWELL INTERNATIONAL CORP, EL SEGUNDO	EL SEGUNDO	5,485
23	CAD982462103	GILEAD SCIENCES	FOSTER CITY	4,840
24	CAD008364432	RHO-CHEM CORPORATION	INGLEWOOD	4,827
25	CAT000613893	SAFETY-KLEEN CORP	EL MONTE	4,439
26	CAD030865422	PMC SPECIALTIES GROUP	SANTA FE SPRINGS	4,336
27	CAD982433229	ROCKWELL INTERNATIONAL CORP	DOWNEY	4,332
28	CAT080033681	CHEM-TECH SYSTEMS, INC.	LOS ANGELES	4,121
29	CAD981170434	SUNSET LAMP CORP.	COMMERCE	3,954
30	CAD009230244	VAN WATERS & ROGERS INC	LOS ANGELES	3,729
31	CAD044429835	ENSCO WEST, INC	WILMINGTON	3,541
32	CAD008336901	CHEVRON EL SEGUNDO REFINERY	EL SEGUNDO	3,459
33	CAD001705235	UNITED TECHNOLOGIES CORP CHEM SYST DIV	SAN JOSE	3,348
34	CAD008323396	DELCO REMY DIV./GMC	ANAHEIM	3,328
35	CAD053044053	SAFETY-KLEEN CORP	OAKLAND	3,306
36	CAD981458466	GIBSON ENVIRONMENTAL	WILMINGTON	3,273
37	CAD068856491	VENDO CO THE	FRESNO	3,257
38	CAD008252405	PACIFIC RESOURCE RECOVERY	LOS ANGELES	3,256
39	CAD982520421	ZYCON CORPORATION	SANTA CLARA	3,125
40	CAD000626655	SIEMENS SOLAR IND; LP	CAMARILLO	3,079
41	CAD009114919	CHEVRON USA PRODUCTS CO, RICHMOND REFIN	RICHMOND	3,014
42	CAD077227049	ARCO PRODUCTS COMPANY	CARSON	3,003
43	CAT000613927	SAFETY-KLEEN CORP	HIGHLAND	2,469
44	CAD008324832	GNB BATTERY TECHNOLOGIES	CITY OF INDUSTRY	2,428
45	CAD008354052	MOBIL OIL CORP	TORRANCE	2,381
46	CAD000627943	ARCO TERMINAL SERVICES CORP, EAST HINES	LONG BEACH	2,238
47	CAD093459485	SAFETY-KLEEN CORP.	REEDLEY	2,193
48	CAT000613950	SAFETY-KLEEN CORP	RANCHO CORDOVA	2,149
49	CAD010715837	GATX CARSON TERMINAL	CARSON	2,138
50	CAT000613992	SAFETY-KLEEN CORP	SYLMAR	2,116
TOTAL				1,517,487

NOTES: COLUMNS MAY NOT SUM DUE TO ROUNDING.
STATE MAY HAVE FEWER THAN FIFTY SHIPPERS.
CBI DATA HAVE BEEN EXCLUDED FROM THIS STATE'S DATA.

CALIFORNIA

1993 WASTE RECEIPTS

16 NUMBER OF RCRA HAZARDOUS WASTE RECEIVERS: 56

17 QUANITIY OF RCRA HAZARDOUS WASTE RECEIVED: 1,013,924 TONS

18 FIFTY LARGEST RCRA HAZARDOUS WASTE RECEIVERS, 1993

RANK	EPA ID	SITE NAME	CITY	QUANTITY RECEIVED (TONS)
1	CAD008274938	KAISER RESOURCES INC	FONTANA	592,160
2	CAD097030993	NORRIS INDUSTRIES, INC.	VERNON	145,929
3	CAD980883177	GIBSON ENVIRONMENTAL	BAKERSFIELD	55,025
4	CAD009452657	ROMIC ENV TECH CORP	EAST PALO ALTO	28,597
5	CAD008488025	PHIBRO-TECH, INC.	SANTA FE SPRINGS	27,728
6	CAD982444887	NATIONAL CEMENT CO	LEBEC	23,139
7	CAD008324949	TRW SPACE & ELECTRONICS	MANHATTAN BEACH	16,543
8	CAD981458466	GIBSON ENVIRONMENTAL	WILMINGTON	15,737
9	CAD008252405	PACIFIC RESOURCE RECOVERY	LOS ANGELES	15,046
10	CAD980675276	LAIDLAW ENV SVC LOKERN	BUTTONWILLOW	13,852
11	CAD097854541	GNB BATTERY TECHNOLOGIES	VERNON	13,509
12	CAD066233966	QUEMETCO, INC.	CITY OF INDUSTRY	8,477
13	CAD043260702	GIBSON ENVIRONMENTAL	REDWOOD CITY	6,954
14	CAT080033681	CHEM-TECH SYSTEMS, INC.	LOS ANGELES	6,837
15	CAT000613976	SAFETY-KLEEN CORP	SANTA ANA	5,800
16	CAD050806850	ROLLINS OPC INC	LOS ANGELES	4,505
17	CAT000613893	SAFETY-KLEEN CORP	EL MONTE	3,697
18	CAD008302903	CHEMICAL WASTE MGMT AZUSA FAC	AZUSA	3,127
19	CAD070148432	DREW RESOURCE CORPORATION	BERKELEY	2,572
20	CAT000613927	SAFETY-KLEEN CORP	HIGHLAND	2,428
21	CAD053044053	SAFETY-KLEEN CORP	OAKLAND	2,352
22	CAD000633164	LAIDLAW ENV SERVICES, INC	WESTMORLAND	2,335
23	CAD088504881	KINSBURSKY BROTHERS INC.	ANAHEIM	1,821
24	CAT000613943	SAFETY-KLEEN CORP	ROHNERT PARK	1,810
25	CAT000613950	SAFETY-KLEEN CORP	RANCHO CORDOVA	1,746
26	CAT000613992	SAFETY-KLEEN CORP	SYLMAR	1,730
27	CAD066113465	SAFETY-KLEEN CORP	FRESNO	1,506
28	CAD981160948	PHIBRO-TECH, INC. AKA ENTECH RECOVERY, I	UNION CITY	1,416
29	CAD020161642	DETREX CORPORATION	LOS ANGELES	1,284
30	CAT000613935	SAFETY-KLEEN CORP	LOS ANGELES	1,199
31	CAD028409019	CROSBY & OVERTON PLANT #1	LONG BEACH	1,175
32	CAT000613968	SAFETY-KLEEN CORP	SALIDA	949
33	CAT080014079	CA ADV ENV TECH CORP	RICHMOND	729
34	CAD980884183	CHEMICAL WASTE MANAGEMENT	RANCHO CORDOVA	588
35	CAD093459485	SAFETY-KLEEN CORP.	REEDLEY	426
36	CAD982510281	PAT X-RAY COMPANY, INC.	STOCKTON	279
37	CAT000612150	ENGELHARD WEST INC	ANAHEIM	179
38	CA6170024289	USNAVY NAVAL STN SAN DIEGO	SAN DIEGO	149
39	CAT080022148	BROCO ENVIRONMENTAL, INC	RIALTO	133
40	CAD980880959	NORTHROP CORP. AIRCRAFT DIV, AP FACILITY	HAWTHORNE	96
41	CA1170090012	USDLA DRMO	ALAMEDA	94
42	CAD074644659	BARON BLAKESLEE DIV OF ALLIED SIGNAL	NEWARK	82
43	CA0170024491	USNAVY NAVAL WEAPONS STN SEAL BEACH	SEAL BEACH	45
44	CAT080012263	BAYDAY CHEMICAL	SANTA CLARA	32
45	CAD981424732	QUICKSILVER RECYCLING INC	BRISBANE	32
46	CAD008364432	RHO-CHEM CORPORATION	INGLEWOOD	18
47	CA2890012584	LAWRENCE LIVERMORE NATIONAL LABORATORY	LIVERMORE	14
48	CAD982521460	IT VINE HILL COMPLEX	MARTINEZ	9
49	CAD990843989	IBM CORPORATION STORAGE SYS DIV	SAN JOSE	8
50	CAD000633230	HUGHES AIRCRAFT CO, ELECTRO OPTICAL SYS	EL SEGUNDO	8
TOTAL				1,013,905

NOTES: COLUMNS MAY NOT SUM DUE TO ROUNDING.
STATE MAY HAVE FEWER THAN FIFTY FACILITIES THAT RECEIVED WASTE.
CBI DATA HAVE BEEN EXCLUDED FROM THIS STATE'S DATA.

CALIFORNIA

1993 WASTE RECEIPTS, CONTINUED

19 QUANTITY OF RCRA HAZARDOUS WASTE MANAGED, BY MANGEMENT METHOD, LIMITED TO WASTE RECEIVED FROM OFFSITE, 1993

MANAGEMENT METHOD	SYSTEM TYPE CODE	QUANTITY MANAGED (TONS)	PERCENTAGE OF QUANTITY	NUMBER OF FACILITIES	PERCENTAGE OF FACILITIES
METALS RECOVERY (FOR REUSE)	M011-M019	26,072	3	8	23
SOLVENTS RECOVERY	M021-M029	21,000	2	10	29
OTHER RECOVERY	M031-M039	31,720	3	4	11
INCINERATION	M041-M049	26	0	5	14
ENERGY RECOVERY (REUSE AS FUEL)	M051-M059	23,430	2	5	14
FUEL BLENDING	M061-----	21,735	2	6	17
AQUEOUS INORGANIC TREATMENT	M071-M079	146,062	15	7	20
AQUEOUS ORGANIC TREATMENT	M081-M089	2,493	0	3	9
AQUEOUS ORGANIC AND INORGANIC TREATMENT	M091-M099	3,120	0	4	11
SLUDGE TREATMENT	M101-M109	222	0	2	6
STABILIZATION	M111-M119	55,488	6	5	14
OTHER TREATMENT	M121-M129	644,502	66	14	40
LAND TREATMENT / APPLICATION / FARMING	M131-DISP	1	0	2	6
LANDFILL	M132-DISP	4,761	0	6	17
DEEPWELL / UNDERGROUND INJECTION	M134-DISP	0	0	1	3
UNKNOWN SYSTEM DUE TO INVALID CODE	UNKNOWN--	1,857	0	4	11
TOTAL		982,489	100	35	

20 MANAGEMENT METHOD, BY QUANTITY OF RCRA HAZARDOUS WASTE MANAGED, LIMITED TO WASTE RECEIVED FROM OFFSITE, 1993

MANAGEMENT METHOD	SYSTEM TYPE CODE	QUANTITY MANAGED (TONS)	PERCENTAGE OF QUANTITY	NUMBER OF FACILITIES	PERCENTAGE OF FACILITIES
OTHER TREATMENT	M121-M129	644,502	66	14	40
AQUEOUS INORGANIC TREATMENT	M071-M079	146,062	15	7	20
STABILIZATION	M111-M119	55,488	6	5	14
OTHER RECOVERY	M031-M039	31,720	3	4	11
METALS RECOVERY (FOR REUSE)	M011-M019	26,072	3	8	23
ENERGY RECOVERY (REUSE AS FUEL)	M051-M059	23,430	2	5	14
FUEL BLENDING	M061-----	21,735	2	6	17
SOLVENTS RECOVERY	M021-M029	21,000	2	10	29
LANDFILL	M132-DISP	4,761	0	6	17
AQUEOUS ORGANIC AND INORGANIC TREATMENT	M091-M099	3,120	0	4	11
AQUEOUS ORGANIC TREATMENT	M081-M089	2,493	0	3	9
UNKNOWN SYSTEM DUE TO INVALID CODE	UNKNOWN--	1,857	0	4	11
SLUDGE TREATMENT	M101-M109	222	0	2	6
INCINERATION	M041-M049	26	0	5	14
LAND TREATMENT / APPLICATION / FARMING	M131-DISP	1	0	2	6
DEEPWELL / UNDERGROUND INJECTION	M134-DISP	0	0	1	3
TOTAL		982,489	100	35	

NOTE: FACILITIES WITH ONLY STORAGE UNITS ARE EXCLUDED.
COLUMNS MAY NOT SUM DUE TO ROUNDING.
COLUMNS MAY NOT SUM TO TOTAL BECAUSE FACILITIES MAY HAVE MULTIPLE HANDLING METHODS.
CBI DATA HAVE BEEN EXCLUDED FROM THIS STATE'S DATA.

CALIFORNIA

1993 WASTE RECEIPTS, CONTINUED

21 MANAGEMENT METHOD AND QUANTITY OF RCRA HAZARDOUS WASTE MANAGED, BY NUMBER OF FACILITIES, LIMITED TO WASTE RECEIVED FROM OFF SITE, 1993

MANAGEMENT METHOD	SYSTEM TYPE CODE	QUANTITY MANAGED (TONS)	PERCENTAGE OF QUANTITY	NUMBER OF FACILITIES	PERCENTAGE OF FACILITIES
OTHER TREATMENT	M121-M129	644,502	66	14	40
SOLVENTS RECOVERY	M021-M029	21,000	2	10	29
METALS RECOVERY (FOR REUSE)	M011-M019	26,072	3	8	23
AQUEOUS INORGANIC TREATMENT	M071-M079	146,062	15	7	20
FUEL BLENDING	M061-----	21,735	2	6	17
LANDFILL	M132-DISP	4,761	0	6	17
INCINERATION	M041-M049	26	0	5	14
ENERGY RECOVERY (REUSE AS FUEL)	M051-M059	23,430	2	5	14
STABILIZATION	M111-M119	55,488	6	5	14
OTHER RECOVERY	M031-M039	31,720	3	4	11
AQUEOUS ORGANIC AND INORGANIC TREATMENT	M091-M099	3,120	0	4	11
UNKNOWN SYSTEM DUE TO INVALID CODE	UNKNOWN--	1,857	0	4	11
AQUEOUS ORGANIC TREATMENT	M081-M089	2,493	0	3	9
SLUDGE TREATMENT	M101-M109	222	0	2	6
LAND TREATMENT / APPLICATION / FARMING	M131-DISP	1	0	2	6
DEEPWELL / UNDERGROUND INJECTION	M134-DISP	0	0	1	3
TOTAL		982,489	100	35	

NOTE: FACILITIES WITH ONLY STORAGE UNITS ARE EXCLUDED.
COLUMNS MAY NOT SUM DUE TO ROUNDING.
COLUMNS MAY NOT SUM TO TOTAL BECAUSE FACILITIES MAY HAVE MULTIPLE HANDLING METHODS.
CBI DATA HAVE BEEN EXCLUDED FROM THIS STATE'S DATA.

CALIFORNIA

1993 IMPORTS AND EXPORTS

22 QUANTITY OF RCRA HAZARDOUS WASTE IMPORTED: 32,339 TONS

23 QUANTITY OF RCRA HAZARDOUS WASTE EXPORTED: 1,183,662 TONS

NOTE: CBI DATA HAVE BEEN EXCLUDED FROM THIS STATE'S DATA.

COLORADO

1993 WASTE GENERATION

1 NUMBER OF RCRA LARGE QUANTITY GENERATORS (LQGS): 146

2 QUANITY OF RCRA HAZARDOUS WASTE GENERATED: 1,079,332 TONS

3 FIFTY LARGEST RCRA HAZARDOUS WASTE GENERATORS IN THE STATE, 1993

RANK	EPA ID	SITE NAME	CITY	TOTAL GENERATED (TONS)
1	CO7890010526	U.S. DEPARTMENT OF ENERGY - ROCKY FLATS	GOLDEN	666,276
2	COD000109975	COLORADO REFINING CO. (FORMERLY ASAMERA)	COMMERCE CITY	269,198
3	COD991300484	HIGHWAY 36 LAND DEVELOPMENT CORP	DEER TRAIL	45,377
4	COD007057995	SUNDSTRAND AEROSPACE	DENVER	29,439
5	CO5210020769	ROCKY MOUNTAIN ARSENAL	COMMERCE CITY	19,310
6	COD007057961	CF&I STEEL L.P. PUEBLO PLANT	PUEBLO	16,408
7	CO9570025644	BUCKLEY ANG BASE	AURORA	8,234
8	COD073405961	ROCKWOOL PLANT - PUEBLO	PUEBLO	2,907
9	COD983798570	PUBLIC SERVICE CO OF COLORADO	DENVER	2,525
10	COD983798513	PUBLIC SERVICE CO OF COLORADO	DENVER	2,525
11	COD076470525	SYNTEX CHEMICALS INC	BOULDER	2,230
12	COD001704790	MARTIN MARIETTA AEROSPACE	WATERTON	1,774
13	CO7570090038	US AIR FORCE PLANT - PJKS	LITTLETON	1,248
14	COD056562085	HEWLETT-PACKARD (LOVELAND)	LOVELAND	1,131
15	COD007077175	KOPPERS (BEAZER EAST INC)	DENVER	819
16	COD078341658	KODAK COLORADO DIVISION	WINDSOR	695
17	COD000694869	BOULDER SCIENTIFIC COMPANY	MEAD	634
18	COD980667059	NCR MICROELECTRONIC PROD DIV	COLORADO SPRINGS	606
19	CO1571524130	LOWRY AIR FORCE BASE	DENVER	571
20	COD007063290	BOYLES GALVANIZING COMPANY	COMMERCE CITY	461
21	COD060627189	CONOCO INC	COMMERCE CITY	446
22	COD054929989	COORS BREWING COMPANY	GOLDEN	402
23	COT000644153	PHILLIPS PIPE LINE COMPANY-DENVER TERM	COMMERCE CITY	350
24	COD097147987	NTI - DOUBLE SIDED DIVISION	COLORADO SPRINGS	290
25	COD000706853	PHILLIPS PIPE LINE COMPANY-LA JUNTA	LA JUNTA	282
26	COD007092513	WESTERN FORGE CORPORATION	COLORADO SPRINGS	259
27	COD980718902	UNOCAL PARACHUTE CREEK SHALE OIL PROGRAM	PARACHUTE	247
28	COD081474710	ATMEL CORPORATION	COLORADO SPRINGS	234
29	CO7142390114	USBR LEADVILLE ARKANSAS RIVER REC. PROJ	LEADVILLE	216
30	COD980954101	SAFETY-KLEEN (DENVER)	DENVER	207
31	COD076445303	GRAPHIC PACKAGING CORPORATION	BOULDER	189
32	COD082657420	SCHLAGE LOCK COMPANY	SECURITY	182
33	COD983775123	LEXMARK INTERNATIONAL INC	BOULDER	177
34	COD076459601	CHASE TERMINAL COMPANY	AURORA	144
35	CO8213820725	PUEBLO DEPOT ACTIVITY (US ARMY)	PUEBLO	136
36	COD980591184	CHEMICAL WASTE MANAGEMENT, INC. DENVER D	HENDERSON	134
37	COD075754663	ENSIGN-BICKFORD CO	LOUVIERS	132
38	COD032035792	WEAVER ELECTRIC	DENVER	111
39	COD007070055	WOODWARD GOVERNOR COMPANY	FORT COLLINS	108
40	COD005127279	OEA INC.	AURORA	107
41	COD000110254	BRODERICK INVESTMENTS CO	DENVER	102
42	COD006915466	CONTINENTAL AIRLINES	DENVER	101
43	COD058158775	S.A.E. CIRCUITS COLO., INC.	BOULDER	98
44	COD080395007	HEWLETT-PACKARD (FT COLLINS - HARMONY RD	FORT COLLINS	97
45	COD007056252	WRIGHT & MC GILL CO#	DENVER	92
46	COD007061617	GATES RUBBER COMPANY THE	DENVER	85
47	COD007068646	BEECH AIRCRAFT CORPORATION	BOULDER	80
48	COD007061419	HOLNAM INC	FLORENCE	74
49	COD981547474	MCDONNELL DOUGLAS AEROSPACE	PUEBLO	71
50	COD981547797	ST CHARLES ACQUISITION L.P.	AURORA	69
TOTAL				1,077,592

NOTE: STATE MAY HAVE FEWER THAN FIFTY GENERATORS.

COLORADO

1993 WASTE GENERATION, CONTINUED

4 QUANTITIES OF WASTE GENERATED IN 1993 THAT WERE

- REPORTED WITH ONLY CHARACTERISTIC WASTE CODES
- REPORTED WITH ONLY LISTED WASTE CODES
- REPORTED WITH BOTH CHARACTERISTIC AND LISTED WASTE CODES

WASTE HAS ONLY CHARACTERISTIC CODES	TONS OF WASTE GENERATED	WASTE HAS ONLY LISTED CODES	TONS OF WASTE GENERATED	WASTE HAS BOTH CHARACTERISTIC AND LISTED CODES	TONS OF WASTE GENERATED
ONLY IGNITABLE	8,477	ONLY AN F CODE	35,061		
ONLY CORROSIVE	1,340	ONLY A K CODE	16,650		
ONLY REACTIVE	147	ONLY A P CODE	4		
ONLY D004-17	10,380	ONLY A U CODE	346		
ONLY D018-43	270,443				
HAS MORE THAN ONE CHARACTERISTIC CODE	47,127	HAS MORE THAN ONE LISTED CODE	18,720		
TOTAL	337,915	TOTAL	70,781	TOTAL CHAR. AND LISTED	670,619

5 QUANTITIES OF WASTE GENERATED IN 1993 THAT WERE MULTIPLY CODED

WASTE HAS ONLY CHARACTERISTIC CODES BUT MORE THAN ONE APPLIES	TONS OF WASTE GENERATED	ONLY LISTED CODES BUT HAS MORE THAN ONE	TONS OF WASTE GENERATED	BOTH CHAR. & LISTED CODES	TONS OF WASTE GENERATED
HAS IGNITABLE CODE	44,319			IGN. W/ AT LEAST 1 LSTD	8,722
HAS CORROSIVE CODE	46,538			CORR. W/ AT LEAST 1 LSTD	4,857
HAS REACTIVE CODE	44,099			REACT. W/ AT LEAST 1 LSTD	4,799
HAS D004-D017 CODE	46,723			D004-17 W/ AT LEAST 1 LSTD	666,767
HAS D018-D043 CODE	44,260			D018-43 W/ AT LEAST 1 LSTD	352,007
		HAS AN F CODE	18,686	F WASTE W/ AT LEAST 1 CHAR	670,441
		HAS A K CODE	18,668	K WASTE W/ AT LEAST 1 CHAR	158
		HAS A P CODE	18,691	P WASTE W/ AT LEAST 1 CHAR	1
		HAS A U CODE	18,709	U WASTE W/ AT LEAST 1 CHAR	73
TOTAL	47,127	TOTAL	18,720	TOTAL	670,619

NOTE: COLUMNS DO NOT SUM TO TOTAL BECAUSE A WASTE CODE MAY APPLY TO MORE THAN ONE WASTE.
MIXTURES WITH IGNITABLE, CORROSIVE, REACTIVE, D004-17, AND D018-43 CHARACTERISTIC CODES ALSO MAY CONTAIN OTHER CHARACTERISTIC WASTE CODES.
SIMILARLY, WASTES WITH F,K,P, AND U LISTED CODES MAY HAVE OTHER LISTED WASTE CODES.

COLORADO

1993 WASTE MANAGEMENT

6 NUMBER OF RCRA TSD FACILITIES: 32

7 QUANITY OF RCRA HAZARDOUS WASTE MANAGED: 743,526 TONS

8 FIFTY LARGEST RCRA HAZARDOUS WASTE MANAGEMENT FACILITIES, 1993

RANK	EPAID	SITE NAME	CITY	TONS OF WASTE MANAGED
1	CO7890010526	U.S. DEPARTMENT OF ENERGY - ROCKY FLATS	GOLDEN	354,592
2	COD000109975	COLORADO REFINING CO. (FORMERLY ASAMERA)	COMMERCE CITY	268,982
3	COD991300484	HIGHWAY 36 LAND DEVELOPMENT CORP	DEER TRAIL	64,480
4	COD076470525	SYNTEX CHEMICALS INC	BOULDER	33,360
5	COD981551286	SYNTEX LYONS GROUNDWATER CLEANUP PROJECT	LYONS	10,695
6	COD980591184	CHEMICAL WASTE MANAGEMENT, INC. DENVER D	HENDERSON	7,006
7	COD007057961	CF&I STEEL L.P. PUEBLO PLANT	PUEBLO	1,797
8	COD001704790	MARTIN MARIETTA AEROSPACE	WATERTON	1,630
9	COD007077175	KOPPERS (BEAZER EAST INC)	DENVER	777
10	CO8213820725	PUEBLO DEPOT ACTIVITY (US ARMY)	PUEBLO	121
11	COD980959977	ECOVA CORPORATION	GOLDEN	30
12	COD054929989	COORS BREWING COMPANY	GOLDEN	22
13	COD075754663	ENSIGN-BICKFORD CO	LOUVIERS	17
14	COD007060981	E.I. DUPONT DE NEMOURS & CO INC	LOUVIERS	10
15	COD060627189	CONOCO INC	COMMERCE CITY	7
TOTAL				743,526

NOTE: STATE MAY HAVE FEWER THAN FIFTY FACILITIES THAT MANAGED WASTES.
WASTE ONLY MANAGED BY STORAGE IS NOT INCLUDED.

COLORADO

1993 WASTE MANAGEMENT, CONTINUED

9 QUANTITY OF RCRA HAZARDOUS WASTE MANAGED BY MANAGEMENT METHOD, 1993

MANAGEMENT METHOD	SYSTEM TYPE CODE	QUANTITY MANAGED (TONS)	PERCENTAGE OF QUANTITY	NUMBER OF FACILITIES	PERCENTAGE OF FACILITIES
SOLVENTS RECOVERY	M021-M029	1,144	0	2	13
OTHER RECOVERY	M031-M039	2,574	0	2	13
INCINERATION	M041-M049	3	0	1	7
FUEL BLENDING	M061-----	5,892	1	1	7
AQUEOUS INORGANIC TREATMENT	M071-M079	180	0	1	7
AQUEOUS ORGANIC TREATMENT	M081-M089	624,945	84	5	33
AQUEOUS ORGANIC AND INORGANIC TREATMENT	M091-M099	1,630	0	1	7
SLUDGE TREATMENT	M101-M109	12	0	2	13
STABILIZATION	M111-M119	24,301	3	1	7
OTHER TREATMENT	M121-M129	42,541	6	4	27
LANDFILL	M132-DISP	40,174	5	1	7
OTHER DISPOSAL SPECIFIED IN COMMENTS	M137-DISP	131	0	2	13
TOTAL		743,526	100	15	

10 MANAGEMENT METHOD, BY QUANTITY OF RCRA HAZARDOUS WASTE MANAGED, 1993

MANAGEMENT METHOD	SYSTEM TYPE CODE	QUANTITY MANAGED (TONS)	PERCENTAGE OF QUANTITY	NUMBER OF FACILITIES	PERCENTAGE OF FACILITIES
AQUEOUS ORGANIC TREATMENT	M081-M089	624,945	84	5	33
OTHER TREATMENT	M121-M129	42,541	6	4	27
LANDFILL	M132-DISP	40,174	5	1	7
STABILIZATION	M111-M119	24,301	3	1	7
FUEL BLENDING	M061-----	5,892	1	1	7
OTHER RECOVERY	M031-M039	2,574	0	2	13
AQUEOUS ORGANIC AND INORGANIC TREATMENT	M091-M099	1,630	0	1	7
SOLVENTS RECOVERY	M021-M029	1,144	0	2	13
AQUEOUS INORGANIC TREATMENT	M071-M079	180	0	1	7
OTHER DISPOSAL SPECIFIED IN COMMENTS	M137-DISP	131	0	2	13
SLUDGE TREATMENT	M101-M109	12	0	2	13
INCINERATION	M041-M049	3	0	1	7
TOTAL		743,526	100	15	

NOTE: FACILITIES WITH ONLY STORAGE UNITS ARE EXCLUDED.
COLUMNS MAY NOT SUM DUE TO ROUNDING.
COLUMNS MAY NOT SUM TO TOTAL BECAUSE FACILITIES MAY HAVE MULTIPLE HANDLING METHODS.

COLORADO

1993 WASTE MANAGEMENT, CONTINUED

11 MANAGEMENT METHOD AND QUANTITY OF RCRA HAZARDOUS WASTE MANAGED BY NUMBER OF FACILITIES, 1993

MANAGEMENT METHOD	SYSTEM TYPE CODE	QUANTITY MANAGED (TONS)	PERCENTAGE OF QUANTITY	NUMBER OF FACILITIES	PERCENTAGE OF FACILITIES
AQUEOUS ORGANIC TREATMENT	M081-M089	624,945	84	5	33
OTHER TREATMENT	M121-M129	42,541	6	4	27
SOLVENTS RECOVERY	M021-M029	1,144	0	2	13
OTHER RECOVERY	M031-M039	2,574	0	2	13
SLUDGE TREATMENT	M101-M109	12	0	2	13
OTHER DISPOSAL SPECIFIED IN COMMENTS	M137-DISP	131	0	2	13
INCINERATION	M041-M049	3	0	1	7
FUEL BLENDING	M061-----	5,892	1	1	7
AQUEOUS INORGANIC TREATMENT	M071-M079	180	0	1	7
AQUEOUS ORGANIC AND INORGANIC TREATMENT	M091-M099	1,630	0	1	7
STABILIZATION	M111-M119	24,301	3	1	7
LANDFILL	M132-DISP	40,174	5	1	7
TOTAL		743,526	100	15	

NOTE: FACILITIES WITH ONLY STORAGE UNITS ARE EXCLUDED.
COLUMNS MAY NOT SUM DUE TO ROUNDING.
COLUMNS MAY NOT SUM TO TOTAL BECAUSE FACILITIES MAY HAVE MULTIPLE HANDLING METHODS.

12 QUANTITY AND PERCENTAGE OF RCRA HAZARDOUS WASTEWATER AND NON-WASTEWATER MANAGED IN 1993

MANAGEMENT TYPE	TONS	PERCENTAGE
WASTEWATER	669,379	90.0
NON-WASTEWATER	74,147	10.0
TOTAL	743,526	100.0

COLORADO

1993 WASTE SHIPMENTS

13 NUMBER OF RCRA HAZARDOUS WASTE SHIPPERS: 146

14 QUANITIY OF RCRA HAZARDOUS WASTE SHIPPED: 105,496 TONS

15 FIFTY LARGEST RCRA HAZARDOUS WASTE SHIPPERS, 1993

RANK	EPA ID	SITE NAME	CITY	QUANTITY SHIPPED (TONS)
1	COD007057995	SUNDSTRAND AEROSPACE	DENVER	29,446
2	CO5210020769	ROCKY MOUNTAIN ARSENAL	COMMERCE CITY	18,933
3	COD007057961	CF&I STEEL L.P. PUEBLO PLANT	PUEBLO	14,612
4	CO9570025644	BUCKLEY ANG BASE	AURORA	8,214
5	COD980591184	CHEMICAL WASTE MANAGEMENT, INC. DENVER D	HENDERSON	6,403
6	COD073405961	ROCKWOOL PLANT - PUEBLO	PUEBLO	2,907
7	COD983798570	PUBLIC SERVICE CO OF COLORADO	DENVER	2,525
8	COD983798513	PUBLIC SERVICE CO OF COLORADO	DENVER	2,525
9	COD076470525	SYNTEX CHEMICALS INC	BOULDER	2,317
10	COD000716621	SAFETY-KLEEN CORP.	ENGLEWOOD	2,274
11	COD991300484	HIGHWAY 36 LAND DEVELOPMENT CORP	DEER TRAIL	1,427
12	CO7570090038	US AIR FORCE PLANT - PJKS	LITTLETON	1,248
13	COD056562085	HEWLETT-PACKARD (LOVELAND)	LOVELAND	1,131
14	COD007060999	POWER ENGINEERING COMPANY	DENVER	1,096
15	COD078341658	KODAK COLORADO DIVISION	WINDSOR	690
16	COD000716639	SAFETY-KLEEN CORP 6-052-04 (PUEBLO)	PUEBLO	658
17	COD000694869	BOULDER SCIENTIFIC COMPANY	MEAD	634
18	CO1571524130	LOWRY AIR FORCE BASE	DENVER	504
19	COD007063290	BOYLES GALVANIZING COMPANY	COMMERCE CITY	461
20	COD060627189	CONOCO INC	COMMERCE CITY	446
21	COD054929989	COORS BREWING COMPANY	GOLDEN	423
22	COT000644153	PHILLIPS PIPE LINE COMPANY-DENVER TERM	COMMERCE CITY	350
23	COT090010851	SAFETY KLEEN CORP	GRAND JUNCTION	316
24	COD097147987	NTI - DOUBLE SIDED DIVISION	COLORADO SPRINGS	290
25	COD000706853	PHILLIPS PIPE LINE COMPANY-LA JUNTA	LA JUNTA	282
26	COD980718902	UNOCAL PARACHUTE CREEK SHALE OIL PROGRAM	PARACHUTE	247
27	COD982599318	HAUSER CHEMICAL RESEARCH	BOULDER	235
28	COD081474710	ATMEL CORPORATION	COLORADO SPRINGS	234
29	COD000109975	COLORADO REFINING CO. (FORMERLY ASAMERA)	COMMERCE CITY	216
30	CO7142390114	USBR LEADVILLE ARKANSAS RIVER REC. PROJ	LEADVILLE	210
31	COD980954101	SAFETY-KLEEN (DENVER)	DENVER	207
32	COD082657420	SCHLAGE LOCK COMPANY	SECURITY	193
33	COD076445303	GRAPHIC PACKAGING CORPORATION	BOULDER	189
34	COD983775123	LEXMARK INTERNATIONAL INC	BOULDER	180
35	COD076459601	CHASE TERMINAL COMPANY	AURORA	144
36	COD001704790	MARTIN MARIETTA AEROSPACE	WATERTON	144
37	COD007092513	WESTERN FORGE CORPORATION	COLORADO SPRINGS	124
38	COD006915466	CONTINENTAL AIRLINES	DENVER	114
39	COD007070055	WOODWARD GOVERNOR COMPANY	FORT COLLINS	108
40	COD005127279	OEA INC.	AURORA	107
41	COD000110254	BRODERICK INVESTMENTS CO	DENVER	102
42	COD058158775	S.A.E. CIRCUITS COLO., INC.	BOULDER	98
43	COD080395007	HEWLETT-PACKARD (FT COLLINS - HARMONY RD	FORT COLLINS	97
44	COD007061617	GATES RUBBER COMPANY THE	DENVER	85
45	COD983788688	ENVIROSERVE INC.	ENGLEWOOD	81
46	COD007068646	BEECH AIRCRAFT CORPORATION	BOULDER	80
47	COD007061419	HOLNAM INC	FLORENCE	74
48	COD981547474	MCDONNELL DOUGLAS AEROSPACE	PUEBLO	71
49	COD981547797	ST CHARLES ACQUISITION L.P.	AURORA	69
50	COD041094285	PLATTE CHEMICAL CO	GREELEY	68
TOTAL				103,586

NOTES: COLUMNS MAY NOT SUM DUE TO ROUNDING.
STATE MAY HAVE FEWER THAN FIFTY SHIPPERS.

COLORADO

1993 WASTE RECEIPTS

16 NUMBER OF RCRA HAZARDOUS WASTE RECEIVERS: 8

17 QUANITIY OF RCRA HAZARDOUS WASTE RECEIVED: 34,754 TONS

18 FIFTY LARGEST RCRA HAZARDOUS WASTE RECEIVERS, 1993

RANK	EPA ID	SITE NAME	CITY	QUANTITY RECEIVED (TONS)
1	COD991300484	HIGHWAY 36 LAND DEVELOPMENT CORP	DEER TRAIL	24,674
2	COD980591184	CHEMICAL WASTE MANAGEMENT, INC. DENVER D	HENDERSON	7,136
3	COD000716621	SAFETY-KLEEN CORP.	ENGLEWOOD	2,012
4	COD000716639	SAFETY-KLEEN CORP 6-052-04 (PUEBLO)	PUEBLO	607
5	COT090010851	SAFETY KLEEN CORP	GRAND JUNCTION	260
6	COD980666572	UNIVERSITY OF COLORADO BOULDER	BOULDER	48
7	COD054929989	COORS BREWING COMPANY	GOLDEN	11
8	COD060627189	CONOCO INC	COMMERCE CITY	7
TOTAL				34,754

NOTES: COLUMNS MAY NOT SUM DUE TO ROUNDING.
STATE MAY HAVE FEWER THAN FIFTY FACILITIES THAT RECEIVED WASTE.

COLORADO

1993 WASTE RECEIPTS, CONTINUED

19 QUANTITY OF RCRA HAZARDOUS WASTE MANAGED, BY MANGEMENT METHOD, LIMITED TO WASTE RECEIVED FROM OFFSITE, 1993

MANAGEMENT METHOD	SYSTEM TYPE CODE	QUANTITY MANAGED (TONS)	PERCENTAGE OF QUANTITY	NUMBER OF FACILITIES	PERCENTAGE OF FACILITIES
SOLVENTS RECOVERY	M021-M029	639	2	1	25
FUEL BLENDING	M061-----	2,828	10	1	25
SLUDGE TREATMENT	M101-M109	7	0	1	25
OTHER TREATMENT	M121-M129	0	0	1	25
LANDFILL	M132-DISP	24,674	88	1	25
TOTAL		28,148	100	4	

20 MANAGEMENT METHOD, BY QUANTITY OF RCRA HAZARDOUS WASTE MANAGED, LIMITED TO WASTE RECEIVED FROM OFFSITE, 1993

MANAGEMENT METHOD	SYSTEM TYPE CODE	QUANTITY MANAGED (TONS)	PERCENTAGE OF QUANTITY	NUMBER OF FACILITIES	PERCENTAGE OF FACILITIES
LANDFILL	M132-DISP	24,674	88	1	25
FUEL BLENDING	M061-----	2,828	10	1	25
SOLVENTS RECOVERY	M021-M029	639	2	1	25
SLUDGE TREATMENT	M101-M109	7	0	1	25
OTHER TREATMENT	M121-M129	0	0	1	25
TOTAL		28,148	100	4	

NOTE: FACILITIES WITH ONLY STORAGE UNITS ARE EXCLUDED.
COLUMNS MAY NOT SUM DUE TO ROUNDING.
COLUMNS MAY NOT SUM TO TOTAL BECAUSE FACILITIES MAY HAVE MULTIPLE HANDLING METHODS.

COLORADO

1993 WASTE RECEIPTS, CONTINUED

21 MANAGEMENT METHOD AND QUANTITY OF RCRA HAZARDOUS WASTE MANAGED, BY NUMBER OF FACILITIES, LIMITED TO WASTE RECEIVED FROM OFF SITE, 1993

MANAGEMENT METHOD	SYSTEM TYPE CODE	QUANTITY MANAGED (TONS)	PERCENTAGE OF QUANTITY	NUMBER OF FACILITIES	PERCENTAGE OF FACILITIES
SOLVENTS RECOVERY	M021-M029	639	2	1	25
FUEL BLENDING	M061-----	2,828	10	1	25
SLUDGE TREATMENT	M101-M109	7	0	1	25
OTHER TREATMENT	M121-M129	0	0	1	25
LANDFILL	M132-DISP	24,674	88	1	25
TOTAL		28,148	100	4	

NOTE: FACILITIES WITH ONLY STORAGE UNITS ARE EXCLUDED.
COLUMNS MAY NOT SUM DUE TO ROUNDING.
COLUMNS MAY NOT SUM TO TOTAL BECAUSE FACILITIES MAY HAVE MULTIPLE HANDLING METHODS.

COLORADO

1993 IMPORTS AND EXPORTS

22	QUANTITY OF RCRA HAZARDOUS WASTE IMPORTED:	18,034	TONS
23	QUANTITY OF RCRA HAZARDOUS WASTE EXPORTED:	90,429	TONS

CONNECTICUT

1993 WASTE GENERATION

1 NUMBER OF RCRA LARGE QUANTITY GENERATORS (LQGS): 441

2 QUANITY OF RCRA HAZARDOUS WASTE GENERATED: 1,169,205 TONS

3 FIFTY LARGEST RCRA HAZARDOUS WASTE GENERATORS IN THE STATE, 1993

RANK	EPA ID	SITE NAME	CITY	TOTAL GENERATED (TONS)
1	CTD990672081	PRATT & WHITNEY AIRCRAFT GROUP MD&CPD	EAST HARTFORD	968,070
2	CTD001154558	METAL FINISHING TECHNOLOGIES	FORESTVILLE	42,064
3	CTD001147495	PFIZER INC GROTON PLANT	GROTON	33,539
4	CTD001152271	PAPE ELECTROPLATING CO INC	NEW BRITAIN	19,896
5	CTD000844332	PRATT & WHITNEY CPD	SOUTHINGTON	16,029
6	CTD983866955	HAMILTON STANDARD	EAST WINDSOR	15,803
7	CTD018631952	STANLEY BOSTITCH	CLINTON	7,076
8	CTD072138969	ENVIRONMENTAL WASTE RESOURCES INC	WATERBURY	5,553
9	CTD000604488	CLEAN HARBORS OF CT, BRISTOL	BRISTOL	2,607
10	CTD001173467	CYTEC INDUSTRIES	WALLINGFORD	2,589
11	CTD001449784	SIKORSKY AIRCRAFT DIV OF U T C	STRATFORD	2,473
12	CTD001183763	CIRCUIT WISE INC	NORTH HAVEN	2,071
13	CTD980669352	SIKORSKY AIRCRAFT DIV OF U T C	SHELTON	1,996
14	CTD001168533	UPJOHN CO THE FINE CHEMICALS DIV	NORTH HAVEN	1,902
15	CTD001449826	UNIROYAL CHEMICAL CO INC	SAME	1,844
16	CTD001450154	WHYCO CHROMIUM CO INC	THOMASTON	1,683
17	CTD046233003	CT GALVANIZING CORP	GLASTONBURY	1,372
18	CTD001159730	DOW CHEMICAL CO ALLYNS POINT PLANT	GALES FERRY	1,234
19	CTD001449511	PRATT & WHITNEY AIRCRAFT DIV U T C	NORTH HAVEN	1,222
20	CTD047551593	OCE BRUNING	GUILFORD	1,171
21	CTD001145341	HAMILTON STANDARD DIV OF UTC	WINDSOR LOCKS	1,165
22	CTD075407031	MOBIL OIL CORP.	NEW HAVEN	917
23	CTD042279513	KING INDUSTRIES INC	NORWALK	881
24	CTD001450287	REMINGTON PRODS INC	BRIDGEPORT	881
25	CTD039275722	TORRINGTON CO. FAFNIR BEARING DIV.	NEWINGTON	878
26	CTD001149582	HONEYWELL SKINNER VALVE DIV	NEW BRITAIN	876
27	CTD001449735	SIKORSKY AIRCRAFT DIV OF U T C	BRIDGEPORT	875
28	CTD056745540	PEAK ELECTRONICS INC	ORANGE	836
29	CTD001181502	TEXTRON LYCOMING	STRATFORD	832
30	CTD001148717	TORRINGTON CO THE STANDARD PLANT	TORRINGTON	756
31	CTD983871898	CARTEN CONTROLS INC	MIDDLEBURY	708
32	CTD001181205	VANDERBILT CHEMICAL CORP.	BETHEL	679
33	CTD001864024	CYTEC INDUSTRIES INC.	STAMFORD	648
34	CTD010170363	STANLEY HARDWARE	SAME	641
35	CTD001139997	HOLO KROME CO	WEST HARTFORD	629
36	CTD134204916	COYNE TEXTILE SERVICES	WATERBURY	595
37	CTD981213101	QUALITY ROLLING & DEBURRING CO., INC.	THOMASTON	589
38	CTD001155159	KEENEY MFG CO THE	NEWINGTON	569
39	CTD001145671	BASS PLATING CO.	BLOOMFIELD	567
40	CTD060668548	ALPHA PLATING & FINISHING CO	PLAINVILLE	565
41	CTD002496909	SUMMIT CORP OF AMERICA	SAME	486
42	CTD075133835	HAMPFORD CHEMICALS INC.	STRATFORD	480
43	CTD000652206	TYCO/NORTH AMERICAN PRINTED CIRCUITS	STAFFORDVILLE	469
44	CTD980909295	CANBERRA INDUSTRIES INC	MERIDEN	444
45	CTD000844399	PRATT & WHITNEY AIRCRAFT GROUP MD&CPD	EAST HARTFORD	402
46	CTD043036995	TYCO/NORTH AMERICAN PRINTED CIRCUITS	STAFFORD	389
47	CTD001140862	SPIROL INTERNATIONAL	KILLINGLY	382
48	CTD058507740	CHANDLER EVANS CONTROL SYSTEMS DIV	WEST HARTFORD	338
49	CTD056748205	SARGENT MANUFACTURING CO	NEW HAVEN	309
50	CTD001163237	TURBO PRODUCTS INTL DIV OF IEPL	IVORYTON	305
TOTAL				1,149,281

NOTE: STATE MAY HAVE FEWER THAN FIFTY GENERATORS.

CONNECTICUT

1993 WASTE GENERATION, CONTINUED

4 QUANTITIES OF WASTE GENERATED IN 1993 THAT WERE

- REPORTED WITH ONLY CHARACTERISTIC WASTE CODES
- REPORTED WITH ONLY LISTED WASTE CODES
- REPORTED WITH BOTH CHARACTERISTIC AND LISTED WASTE CODES

WASTE HAS ONLY CHARACTERISTIC CODES	TONS OF WASTE GENERATED	WASTE HAS ONLY LISTED CODES	TONS OF WASTE GENERATED	WASTE HAS BOTH CHARACTERISTIC AND LISTED CODES	TONS OF WASTE GENERATED
ONLY IGNITABLE	3,935	ONLY AN F CODE	1,006,915		
ONLY CORROSIVE	28,662	ONLY A K CODE	0		
ONLY REACTIVE	1,031	ONLY A P CODE	5,534		
ONLY D004-17	40,183	ONLY A U CODE	157		
ONLY D018-43	1,169				
HAS MORE THAN ONE CHARACTERISTIC CODE	14,948	HAS MORE THAN ONE LISTED CODE	4		
TOTAL	89,928	TOTAL	1,012,610	TOTAL CHAR. AND LISTED	66,610

5 QUANTITIES OF WASTE GENERATED IN 1993 THAT WERE MULTIPLY CODED

WASTE HAS ONLY CHARACTERISTIC CODES BUT MORE THAN ONE APPLIES	TONS OF WASTE GENERATED	ONLY LISTED CODES BUT HAS MORE THAN ONE	TONS OF WASTE GENERATED	BOTH CHAR. & LISTED CODES	TONS OF WASTE GENERATED
HAS IGNITABLE CODE	5,800			IGN. W/ AT LEAST 1 LSTD	16,301
HAS CORROSIVE CODE	9,720			CORR. W/ AT LEAST 1 LSTD	28,567
HAS REACTIVE CODE	1,208			REACT. W/ AT LEAST 1 LSTD	554
HAS D004-D017 CODE	11,429			D004-17 W/ AT LEAST 1 LSTD	21,604
HAS D018-D043 CODE	4,364			D018-43 W/ AT LEAST 1 LSTD	19,553
		HAS AN F CODE	4	F WASTE W/ AT LEAST 1 CHAR	61,416
		HAS A K CODE	0	K WASTE W/ AT LEAST 1 CHAR	5,126
		HAS A P CODE	0	P WASTE W/ AT LEAST 1 CHAR	1,560
		HAS A U CODE	4	U WASTE W/ AT LEAST 1 CHAR	1,827
TOTAL	14,948	TOTAL	4	TOTAL	66,610

NOTE: COLUMNS DO NOT SUM TO TOTAL BECAUSE A WASTE CODE MAY APPLY TO MORE THAN ONE WASTE.
MIXTURES WITH IGNITABLE, CORROSIVE, REACTIVE, D004-17, AND D018-43 CHARACTERISTIC CODES ALSO MAY CONTAIN OTHER CHARACTERISTIC WASTE CODES.
SIMILARLY, WASTES WITH F,K,P, AND U LISTED CODES MAY HAVE OTHER LISTED WASTE CODES.

CONNECTICUT

1993 WASTE MANAGEMENT

6 NUMBER OF RCRA TSD FACILITIES: 56

7 QUANITY OF RCRA HAZARDOUS WASTE MANAGED: 87,080 TONS

8 FIFTY LARGEST RCRA HAZARDOUS WASTE MANAGEMENT FACILITIES, 1993

RANK	EPAID	SITE NAME	CITY	TONS OF WASTE MANAGED
1	CTD001147495	PFIZER INC GROTON PLANT	GROTON	29,845
2	CTD000604488	CLEAN HARBORS OF CT, BRISTOL	BRISTOL	16,180
3	CTD021816889	UNITED OIL RECOVERY INC	MERIDEN	13,790
4	CTD072138969	ENVIRONMENTAL WASTE RESOURCES INC	WATERBURY	11,841
5	CTD000844332	PRATT & WHITNEY CPD	SOUTHINGTON	9,613
6	CTD002593887	BRIDGEPORT UNITED RECYCLING INC.	BRIDGEPORT	2,190
7	CTD001173467	CYTEC INDUSTRIES	WALLINGFORD	1,982
8	CTD001159730	DOW CHEMICAL CO ALLYNS POINT PLANT	GALES FERRY	717
9	CTD001145671	BASS PLATING CO.	BLOOMFIELD	640
10	CTD058509712	ENSIGN BICKFORD CO THE	SIMSBURY	188
11	CTD089631956	EAST COAST ENVIRONMENTAL SERVICES	NEW HAVEN	63
12	CTD001163732	BARDEN CORP	DANBURY	16
13	CTD001166586	BIC CORP	MILFORD,	11
14	CTD990672081	PRATT & WHITNEY AIRCRAFT GROUP MD&CPD	EAST HARTFORD	2
15	CTD072115793	DUPONT E I MEDICAL PRODUCTS DEPT	NEWTOWN	0
TOTAL				87,080

NOTE: STATE MAY HAVE FEWER THAN FIFTY FACILITIES THAT MANAGED WASTES.
WASTE ONLY MANAGED BY STORAGE IS NOT INCLUDED.

CONNECTICUT

1993 WASTE MANAGEMENT, CONTINUED

9 QUANTITY OF RCRA HAZARDOUS WASTE MANAGED BY MANAGEMENT METHOD, 1993

MANAGEMENT METHOD	SYSTEM TYPE CODE	QUANTITY MANAGED (TONS)	PERCENTAGE OF QUANTITY	NUMBER OF FACILITIES	PERCENTAGE OF FACILITIES
METALS RECOVERY (FOR REUSE)	M011-M019	191	0	1	7
SOLVENTS RECOVERY	M021-M029	92	0	3	20
OTHER RECOVERY	M031-M039	4,237	5	2	13
INCINERATION	M041-M049	29,974	34	2	13
ENERGY RECOVERY (REUSE AS FUEL)	M051-M059	2,949	3	5	33
FUEL BLENDING	M061-----	12,556	14	6	40
AQUEOUS INORGANIC TREATMENT	M071-M079	10,605	12	6	40
AQUEOUS ORGANIC TREATMENT	M081-M089	3,746	4	2	13
AQUEOUS ORGANIC AND INORGANIC TREATMENT	M091-M099	1,520	2	1	7
STABILIZATION	M111-M119	9,569	11	3	20
OTHER TREATMENT	M121-M129	10,146	12	3	20
LANDFILL	M132-DISP	1,494	2	1	7
DEEPWELL / UNDERGROUND INJECTION	M134-DISP	1	0	1	7
TOTAL		87,080	100	15	

10 MANAGEMENT METHOD, BY QUANTITY OF RCRA HAZARDOUS WASTE MANAGED, 1993

MANAGEMENT METHOD	SYSTEM TYPE CODE	QUANTITY MANAGED (TONS)	PERCENTAGE OF QUANTITY	NUMBER OF FACILITIES	PERCENTAGE OF FACILITIES
INCINERATION	M041-M049	29,974	34	2	13
FUEL BLENDING	M061-----	12,556	14	6	40
AQUEOUS INORGANIC TREATMENT	M071-M079	10,605	12	6	40
OTHER TREATMENT	M121-M129	10,146	12	3	20
STABILIZATION	M111-M119	9,569	11	3	20
OTHER RECOVERY	M031-M039	4,237	5	2	13
AQUEOUS ORGANIC TREATMENT	M081-M089	3,746	4	2	13
ENERGY RECOVERY (REUSE AS FUEL)	M051-M059	2,949	3	5	33
AQUEOUS ORGANIC AND INORGANIC TREATMENT	M091-M099	1,520	2	1	7
LANDFILL	M132-DISP	1,494	2	1	7
METALS RECOVERY (FOR REUSE)	M011-M019	191	0	1	7
SOLVENTS RECOVERY	M021-M029	92	0	3	20
DEEPWELL / UNDERGROUND INJECTION	M134-DISP	1	0	1	7
TOTAL		87,080	100	15	

NOTE: FACILITIES WITH ONLY STORAGE UNITS ARE EXCLUDED.
COLUMNS MAY NOT SUM DUE TO ROUNDING.
COLUMNS MAY NOT SUM TO TOTAL BECAUSE FACILITIES MAY HAVE MULTIPLE HANDLING METHODS.

CONNECTICUT

1993 WASTE MANAGEMENT, CONTINUED

11 MANAGEMENT METHOD AND QUANTITY OF RCRA HAZARDOUS WASTE MANAGED BY NUMBER OF FACILITIES, 1993

MANAGEMENT METHOD	SYSTEM TYPE CODE	QUANTITY MANAGED (TONS)	PERCENTAGE OF QUANTITY	NUMBER OF FACILITIES	PERCENTAGE OF FACILITIES
FUEL BLENDING	M061-----	12,556	14	6	40
AQUEOUS INORGANIC TREATMENT	M071-M079	10,605	12	6	40
ENERGY RECOVERY (REUSE AS FUEL)	M051-M059	2,949	3	5	33
SOLVENTS RECOVERY	M021-M029	92	0	3	20
STABILIZATION	M111-M119	9,569	11	3	20
OTHER TREATMENT	M121-M129	10,146	12	3	20
OTHER RECOVERY	M031-M039	4,237	5	2	13
INCINERATION	M041-M049	29,974	34	2	13
AQUEOUS ORGANIC TREATMENT	M081-M089	3,746	4	2	13
METALS RECOVERY (FOR REUSE)	M011-M019	191	0	1	7
AQUEOUS ORGANIC AND INORGANIC TREATMENT	M091-M099	1,520	2	1	7
LANDFILL	M132-DISP	1,494	2	1	7
DEEPWELL / UNDERGROUND INJECTION	M134-DISP	1	0	1	7
TOTAL		87,080	100	15	

NOTE: FACILITIES WITH ONLY STORAGE UNITS ARE EXCLUDED.
COLUMNS MAY NOT SUM DUE TO ROUNDING.
COLUMNS MAY NOT SUM TO TOTAL BECAUSE FACILITIES MAY HAVE MULTIPLE HANDLING METHODS.

12 QUANTITY AND PERCENTAGE OF RCRA HAZARDOUS WASTEWATER AND NON-WASTEWATER MANAGED IN 1993

MANAGEMENT TYPE	TONS	PERCENTAGE
WASTEWATER	55,846	64.1
NON-WASTEWATER	31,234	35.9
TOTAL	87,080	100.0

CONNECTICUT

1993 WASTE SHIPMENTS

13 NUMBER OF RCRA HAZARDOUS WASTE SHIPPERS: 445

14 QUANITIY OF RCRA HAZARDOUS WASTE SHIPPED: 1,066,120 TONS

15 FIFTY LARGEST RCRA HAZARDOUS WASTE SHIPPERS, 1993

RANK	EPA ID	SITE NAME	CITY	QUANTITY SHIPPED (TONS)
1	CTD990672081	PRATT & WHITNEY AIRCRAFT GROUP MD&CPD	EAST HARTFORD	968,184
2	CTD021816889	UNITED OIL RECOVERY INC	MERIDEN	8,285
3	CTD000604488	CLEAN HARBORS OF CT, BRISTOL	BRISTOL	7,314
4	CTD000844332	PRATT & WHITNEY CPD	SOUTHINGTON	6,416
5	CTD072138969	ENVIRONMENTAL WASTE RESOURCES INC	WATERBURY	6,308
6	CTD018631952	STANLEY BOSTITCH	CLINTON	5,149
7	CTD001156009	SAFETY KLEEN CORPORATION	PLAINFIELD	3,993
8	CTD001147495	PFIZER INC GROTON PLANT	GROTON	3,634
9	CTD001449784	SIKORSKY AIRCRAFT DIV OF U T C	STRATFORD	2,489
10	CTD001183763	CIRCUIT WISE INC	NORTH HAVEN	2,184
11	CTD980669352	SIKORSKY AIRCRAFT DIV OF U T C	SHELTON	1,996
12	CTD001168533	UPJOHN CO THE FINE CHEMICALS DIV	NORTH HAVEN	1,902
13	CTD001449826	UNIROYAL CHEMICAL CO INC	SAME	1,844
14	CTD001450154	WHYCO CHROMIUM CO INC	THOMASTON	1,689
15	CTD046233003	CT GALVANIZING CORP	GLASTONBURY	1,372
16	CTD001145341	HAMILTON STANDARD DIV OF UTC	WINDSOR LOCKS	1,280
17	CTD000845982	SAFETY KLEEN CORP 2 070 01	W. HARTFORD	1,244
18	CTD001449511	PRATT & WHITNEY AIRCRAFT DIV U T C	NORTH HAVEN	1,186
19	CTD047551593	OCE BRUNING	GUILFORD	1,171
20	CTD980667927	SAFETY KLEEN CORP 2 112 01	BRANFORD	925
21	CTD075407031	MOBIL OIL CORP.	NEW HAVEN	917
22	CTD001449735	SIKORSKY AIRCRAFT DIV OF U T C	BRIDGEPORT	889
23	CTD001450287	REMINGTON PRODS INC	BRIDGEPORT	881
24	CTD042279513	KING INDUSTRIES INC	NORWALK	880
25	CTD039275722	TORRINGTON CO. FAFNIR BEARING DIV.	NEWINGTON	868
26	CTD001181502	TEXTRON LYCOMING	STRATFORD	823
27	CTD056745540	PEAK ELECTRONICS INC	ORANGE	790
28	CTD983871898	CARTEN CONTROLS INC	MIDDLEBURY	708
29	CTD001181205	VANDERBILT CHEMICAL CORP.	BETHEL	678
30	CTD001864024	CYTEC INDUSTRIES INC.	STAMFORD	662
31	CTD010170363	STANLEY HARDWARE	SAME	641
32	CTD001139997	HOLO KROME CO	WEST HARTFORD	629
33	CTD134204916	COYNE TEXTILE SERVICES	WATERBURY	595
34	CTD001148717	TORRINGTON CO THE STANDARD PLANT	TORRINGTON	593
35	CTD981213101	QUALITY ROLLING & DEBURRING CO., INC.	THOMASTON	589
36	CTD001155159	KEENEY MFG CO THE	NEWINGTON	569
37	CTD060668548	ALPHA PLATING & FINISHING CO	PLAINVILLE	565
38	CTD002593887	BRIDGEPORT UNITED RECYCLING INC.	BRIDGEPORT	533
39	CTD001159730	DOW CHEMICAL CO ALLYNS POINT PLANT	GALES FERRY	509
40	CTD001173467	CYTEC INDUSTRIES	WALLINGFORD	504
41	CTD002496909	SUMMIT CORP OF AMERICA	SAME	486
42	CTD075133835	HAMPFORD CHEMICALS INC.	STRATFORD	475
43	CTD000652206	TYCO/NORTH AMERICAN PRINTED CIRCUITS	STAFFORDVILLE	469
44	CTD980909295	CANBERRA INDUSTRIES INC	MERIDEN	444
45	CTD000844399	PRATT & WHITNEY AIRCRAFT GROUP MD&CPD	EAST HARTFORD	402
46	CTD043036995	TYCO/NORTH AMERICAN PRINTED CIRCUITS	STAFFORD	390
47	CTD001140862	SPIROL INTERNATIONAL	KILLINGLY	381
48	CTD058507740	CHANDLER EVANS CONTROL SYSTEMS DIV	WEST HARTFORD	341
49	CTD001164599	MACDERMID INC	WATERBURY	329
50	CTD056748205	SARGENT MANUFACTURING CO	NEW HAVEN	309
TOTAL				1,046,412

NOTES: COLUMNS MAY NOT SUM DUE TO ROUNDING.
STATE MAY HAVE FEWER THAN FIFTY SHIPPERS.

CONNECTICUT

1993 WASTE RECEIPTS

16 NUMBER OF RCRA HAZARDOUS WASTE RECEIVERS: 11

17 QUANITIY OF RCRA HAZARDOUS WASTE RECEIVED: 51,557 TONS

18 FIFTY LARGEST RCRA HAZARDOUS WASTE RECEIVERS, 1993

RANK	EPA ID	SITE NAME	CITY	QUANTITY RECEIVED (TONS)
1	CTD000604488	CLEAN HARBORS OF CT, BRISTOL	BRISTOL	16,179
2	CTD021816889	UNITED OIL RECOVERY INC	MERIDEN	13,790
3	CTD072138969	ENVIRONMENTAL WASTE RESOURCES INC	WATERBURY	11,813
4	CTD001156009	SAFETY KLEEN CORPORATION	PLAINFIELD	5,296
5	CTD002593887	BRIDGEPORT UNITED RECYCLING INC.	BRIDGEPORT	2,190
6	CTD000845982	SAFETY KLEEN CORP 2 070 01	W. HARTFORD	1,080
7	CTD980667927	SAFETY KLEEN CORP 2 112 01	BRANFORD	771
8	CTD089631956	EAST COAST ENVIRONMENTAL SERVICES	NEW HAVEN	172
9	CTD001164599	MACDERMID INC	WATERBURY	136
10	CTD990672081	PRATT & WHITNEY AIRCRAFT GROUP MD&CPD	EAST HARTFORD	71
11	CTD001145341	HAMILTON STANDARD DIV OF UTC	WINDSOR LOCKS	58
TOTAL				51,557

NOTES: COLUMNS MAY NOT SUM DUE TO ROUNDING.
STATE MAY HAVE FEWER THAN FIFTY FACILITIES THAT RECEIVED WASTE.

CONNECTICUT

1993 WASTE RECEIPTS, CONTINUED

19 QUANTITY OF RCRA HAZARDOUS WASTE MANAGED, BY MANGEMENT METHOD, LIMITED TO WASTE RECEIVED FROM OFFSITE, 1993

MANAGEMENT METHOD	SYSTEM TYPE CODE	QUANTITY MANAGED (TONS)	PERCENTAGE OF QUANTITY	NUMBER OF FACILITIES	PERCENTAGE OF FACILITIES
METALS RECOVERY (FOR REUSE)	M011-M019	191	0	1	20
SOLVENTS RECOVERY	M021-M029	76	0	1	20
OTHER RECOVERY	M031-M039	4,237	10	2	40
INCINERATION	M041-M049	128	0	1	20
ENERGY RECOVERY (REUSE AS FUEL)	M051-M059	239	1	2	40
FUEL BLENDING	M061-----	12,554	30	5	100
AQUEOUS INORGANIC TREATMENT	M071-M079	9,964	23	5	100
AQUEOUS ORGANIC TREATMENT	M081-M089	3,746	9	2	40
AQUEOUS ORGANIC AND INORGANIC TREATMENT	M091-M099	1,520	4	1	20
STABILIZATION	M111-M119	7,918	19	3	60
OTHER TREATMENT	M121-M129	344	1	1	20
LANDFILL	M132-DISP	1,494	4	1	20
DEEPWELL / UNDERGROUND INJECTION	M134-DISP	1	0	1	20
TOTAL		42,412	100	5	

20 MANAGEMENT METHOD, BY QUANTITY OF RCRA HAZARDOUS WASTE MANAGED, LIMITED TO WASTE RECEIVED FROM OFFSITE, 1993

MANAGEMENT METHOD	SYSTEM TYPE CODE	QUANTITY MANAGED (TONS)	PERCENTAGE OF QUANTITY	NUMBER OF FACILITIES	PERCENTAGE OF FACILITIES
FUEL BLENDING	M061-----	12,554	30	5	100
AQUEOUS INORGANIC TREATMENT	M071-M079	9,964	23	5	100
STABILIZATION	M111-M119	7,918	19	3	60
OTHER RECOVERY	M031-M039	4,237	10	2	40
AQUEOUS ORGANIC TREATMENT	M081-M089	3,746	9	2	40
AQUEOUS ORGANIC AND INORGANIC TREATMENT	M091-M099	1,520	4	1	20
LANDFILL	M132-DISP	1,494	4	1	20
OTHER TREATMENT	M121-M129	344	1	1	20
ENERGY RECOVERY (REUSE AS FUEL)	M051-M059	239	1	2	40
METALS RECOVERY (FOR REUSE)	M011-M019	191	0	1	20
INCINERATION	M041-M049	128	0	1	20
SOLVENTS RECOVERY	M021-M029	76	0	1	20
DEEPWELL / UNDERGROUND INJECTION	M134-DISP	1	0	1	20
TOTAL		42,412	100	5	

NOTE: FACILITIES WITH ONLY STORAGE UNITS ARE EXCLUDED.
COLUMNS MAY NOT SUM DUE TO ROUNDING.
COLUMNS MAY NOT SUM TO TOTAL BECAUSE FACILITIES MAY HAVE MULTIPLE HANDLING METHODS.

CONNECTICUT

1993 WASTE RECEIPTS, CONTINUED

21 MANAGEMENT METHOD AND QUANTITY OF RCRA HAZARDOUS WASTE MANAGED, BY NUMBER OF FACILITIES, LIMITED TO WASTE RECEIVED FROM OFF SITE, 1993

MANAGEMENT METHOD	SYSTEM TYPE CODE	QUANTITY MANAGED (TONS)	PERCENTAGE OF QUANTITY	NUMBER OF FACILITIES	PERCENTAGE OF FACILITIES
FUEL BLENDING	M061-----	12,554	30	5	100
AQUEOUS INORGANIC TREATMENT	M071-M079	9,964	23	5	100
STABILIZATION	M111-M119	7,918	19	3	60
OTHER RECOVERY	M031-M039	4,237	10	2	40
ENERGY RECOVERY (REUSE AS FUEL)	M051-M059	239	1	2	40
AQUEOUS ORGANIC TREATMENT	M081-M089	3,746	9	2	40
METALS RECOVERY (FOR REUSE)	M011-M019	191	0	1	20
SOLVENTS RECOVERY	M021-M029	76	0	1	20
INCINERATION	M041-M049	128	0	1	20
AQUEOUS ORGANIC AND INORGANIC TREATMENT	M091-M099	1,520	4	1	20
OTHER TREATMENT	M121-M129	344	1	1	20
LANDFILL	M132-DISP	1,494	4	1	20
DEEPWELL / UNDERGROUND INJECTION	M134-DISP	1	0	1	20
TOTAL		42,412	100	5	

NOTE: FACILITIES WITH ONLY STORAGE UNITS ARE EXCLUDED.
COLUMNS MAY NOT SUM DUE TO ROUNDING.
COLUMNS MAY NOT SUM TO TOTAL BECAUSE FACILITIES MAY HAVE MULTIPLE HANDLING METHODS.

CONNECTICUT

1993 IMPORTS AND EXPORTS

22	QUANTITY OF RCRA HAZARDOUS WASTE IMPORTED:	32,400	TONS
23	QUANTITY OF RCRA HAZARDOUS WASTE EXPORTED:	78,469	TONS

DELAWARE

1993 WASTE GENERATION

1 NUMBER OF RCRA LARGE QUANTITY GENERATORS (LQGS): 71

2 QUANITY OF RCRA HAZARDOUS WASTE GENERATED: 22,173 TONS

3 FIFTY LARGEST RCRA HAZARDOUS WASTE GENERATORS IN THE STATE, 1993

RANK	EPA ID	SITE NAME	CITY	TOTAL GENERATED (TONS)
1	DED002276764	CITISTEEL USA INC	CLAYMONT	4,768
2	DED002329738	STAR ENTERPRISE DELAWARE CITY REFINERY	DELAWARE CITY	2,814
3	DED980830400	CIBA-GEIGY CORP	NEWPORT	2,778
4	DED041212473	STANDARD CHLORINE OF DELAWARE INC	DELAWARE CITY	2,680
5	DED003913266	OCCIDENTAL CHEMICAL CORPORATION	DELAWARE CITY	2,454
6	DED003930807	DU PONT EXPERIMENTAL STATION	WILMINGTON	1,545
7	DED002369205	GM BOC WILMINGTON PLANT	WILMINGTON	1,034
8	DED002357408	CHRYSLER CORP	NEWARK	675
9	DED069032613	DELAWARE STORAGE & PIPELINE CO	LITTLE CREEK	368
10	DED004321212	FORBES STEEL & WIRE CORP	WILMINGTON	252
11	DED085693646	NORAMCO OF DELAWARE, INC.	WILMINGTON	238
12	DED002353092	JOHNSON-CONTROLS INC	MIDDLETOWN	235
13	DED980555122	DUPONT HOLLY RUN SITE	NEWPORT	212
14	DED069876795	JAMES RIVER CORP	NEW CASTLE	189
15	DED042263764	E.I.DUPONT DE NEMOURS & CO INC GLASGOW	GLASGOW	158
16	DED984071068	DUPONT MERCK PHARMACEUTICAL CO.	WILMINGTON	141
17	DED064370992	DUPONT STINE-HASKELL RESEARCH CTR	NEWARK	133
18	DED001315647	HERCULES RESEARCH CENTER - RESEARCH	WILMINGTON	126
19	DED980827919	ALLOY SURFACES COMPANY INC	WILMINGTON	117
20	DED002342020	ICI AMERICAS INC ATLAS POINT SITE	NEW CASTLE	97
21	DED981109317	AMP-AKZO CORPORATION	NEWARK	80
22	DED984066118	CHROME DEPOSIT CORP	NEWARK	77
23	DED984071282	MEDAL L.P.	NEWPORT	72
24	DED011028438	ATLANTIC AVIATION CORP	NEW CASTLE	71
25	DED040835795	PLAYTEX FAMILY PRODUCTS CORP	DOVER	64
26	DED053304770	HERCULES INC.	MIDDLETOWN	58
27	DE8570024010	DOVER AIR FORCE BASE	DOVER	44
28	DED000820399	ZENECA	WILMINGTON	41
29	DED981113681	ICI - ACRYLICS	NEW PORT	40
30	DED982676595	ROCKLAND TECHNOLOGIES, INC	NEWPORT	36
31	DED002337806	NVF COMPANY	YORKLYN	35
32	DED081881724	COOPER BEARINGS, INC.	DAGSBORO	34
33	DED060074291	PITTSBURGH ARCHITECTURAL FINISHES	CHESWOLD	32
34	DED021957444	MFG JUSTIN TANKS, INC	GEORGETOWN	32
35	DED083251181	GUARDIAN CONSTRUCTION CO.	BEAR	30
36	DED984076265	ZENECA INC	NEW CASTLE	28
37	DED980537781	CAMDEL METALS CORP	CAMDEN	26
38	DED990672180	BRANDYWINE PUMPING STATION	WILMINGTON	23
39	DED003930799	E.I. DUPONT CHESTNUT RUN	WILMINGTON	20
40	DED000820704	UNIVERSITY OF DELAWARE NEWARK	NEWARK	19
41	DED984074914	ECOCHEM WILLOW BANK SITE	NEWPORT	18
42	DED001315704	E. I. DUPONT DE NEMOURS & CO - LOUVIERS	NEWARK	18
43	DED980551261	ARLON INC	BEAR	17
44	DED002348845	E.I.DUPONT DENMOURS & CO INC - SEAFORD	SEAFORD	16
45	DED023767288	CITY OF DOVER MCKEE RUN	DOVER	16
46	DED980551667	AKZO CHEMICALS INC	DELAWARE CITY	16
47	DED054719851	NANTICOKE HOMES INC	GREENWOOD	15
48	DED002337350	WESTVACO CORP.	NEWARK	15
49	DED060058062	WILMINGTON MAINTENANCE FACILITY	WILMINGTON	15
50	DED981743065	L.D. CAULK DIVIDION FO DENTSPLY INT'L	MILFORD	14
TOTAL				22,033

NOTE: STATE MAY HAVE FEWER THAN FIFTY GENERATORS.

DELAWARE

1993 WASTE GENERATION, CONTINUED

4 QUANTITIES OF WASTE GENERATED IN 1993 THAT WERE

- REPORTED WITH ONLY CHARACTERISTIC WASTE CODES
- REPORTED WITH ONLY LISTED WASTE CODES
- REPORTED WITH BOTH CHARACTERISTIC AND LISTED WASTE CODES

WASTE HAS ONLY CHARACTERISTIC CODES	TONS OF WASTE GENERATED	WASTE HAS ONLY LISTED CODES	TONS OF WASTE GENERATED	WASTE HAS BOTH CHARACTERISTIC AND LISTED CODES	TONS OF WASTE GENERATED
ONLY IGNITABLE	2,440	ONLY AN F CODE	1,128		
ONLY CORROSIVE	216	ONLY A K CODE	2,869		
ONLY REACTIVE	2	ONLY A P CODE	10		
ONLY D004-17	1,307	ONLY A U CODE	177		
ONLY D018-43	403				
HAS MORE THAN ONE CHARACTERISTIC CODE	2,914	HAS MORE THAN ONE LISTED CODE	1		
TOTAL	7,281	TOTAL	4,184	TOTAL CHAR. AND LISTED	10,663

5 QUANTITIES OF WASTE GENERATED IN 1993 THAT WERE MULTIPLY CODED

WASTE HAS ONLY CHARACTERISTIC CODES BUT MORE THAN ONE APPLIES	TONS OF WASTE GENERATED	ONLY LISTED CODES BUT HAS MORE THAN ONE	TONS OF WASTE GENERATED	BOTH CHAR. & LISTED CODES	TONS OF WASTE GENERATED
HAS IGNITABLE CODE	191			IGN. W/ AT LEAST 1 LSTD	2,428
HAS CORROSIVE CODE	2,717			CORR. W/ AT LEAST 1 LSTD	283
HAS REACTIVE CODE	2,434			REACT. W/ AT LEAST 1 LSTD	4
HAS D004-D017 CODE	362			D004-17 W/ AT LEAST 1 LSTD	5,206
HAS D018-D043 CODE	269			D018-43 W/ AT LEAST 1 LSTD	3,608
		HAS AN F CODE	0	F WASTE W/ AT LEAST 1 CHAR	3,508
		HAS A K CODE	0	K WASTE W/ AT LEAST 1 CHAR	6,785
		HAS A P CODE	1	P WASTE W/ AT LEAST 1 CHAR	15
		HAS A U CODE	1	U WASTE W/ AT LEAST 1 CHAR	383
TOTAL	2,914	TOTAL	1	TOTAL	10,663

NOTE: COLUMNS DO NOT SUM TO TOTAL BECAUSE A WASTE CODE MAY APPLY TO MORE THAN ONE WASTE.
MIXTURES WITH IGNITABLE, CORROSIVE, REACTIVE, D004-17, AND D018-43 CHARACTERISTIC CODES ALSO MAY CONTAIN OTHER CHARACTERISTIC WASTE CODES.
SIMILARLY, WASTES WITH F,K,P, AND U LISTED CODES MAY HAVE OTHER LISTED WASTE CODES.

DELAWARE

1993 WASTE MANAGEMENT

6 NUMBER OF RCRA TSD FACILITIES: 8

7 QUANITY OF RCRA HAZARDOUS WASTE MANAGED: 1,857 TONS

8 FIFTY LARGEST RCRA HAZARDOUS WASTE MANAGEMENT FACILITIES, 1993

RANK	EPAID	SITE NAME	CITY	TONS OF WASTE MANAGED
1	DED003930807	DU PONT EXPERIMENTAL STATION	WILMINGTON	1,857
TOTAL				1,857

NOTE: STATE MAY HAVE FEWER THAN FIFTY FACILITIES THAT MANAGED WASTES.
WASTE ONLY MANAGED BY STORAGE IS NOT INCLUDED.

DELAWARE

1993 WASTE MANAGEMENT, CONTINUED

9 QUANTITY OF RCRA HAZARDOUS WASTE MANAGED BY MANAGEMENT METHOD, 1993

MANAGEMENT METHOD	SYSTEM TYPE CODE	QUANTITY MANAGED (TONS)	PERCENTAGE OF QUANTITY	NUMBER OF FACILITIES	PERCENTAGE OF FACILITIES
INCINERATION	M041-M049	1,857	100	1	100
TOTAL		1,857	100	1	

10 MANAGEMENT METHOD, BY QUANTITY OF RCRA HAZARDOUS WASTE MANAGED, 1993

MANAGEMENT METHOD	SYSTEM TYPE CODE	QUANTITY MANAGED (TONS)	PERCENTAGE OF QUANTITY	NUMBER OF FACILITIES	PERCENTAGE OF FACILITIES
INCINERATION	M041-M049	1,857	100	1	100
TOTAL		1,857	100	1	

NOTE: FACILITIES WITH ONLY STORAGE UNITS ARE EXCLUDED.
COLUMNS MAY NOT SUM DUE TO ROUNDING.
COLUMNS MAY NOT SUM TO TOTAL BECAUSE FACILITIES MAY HAVE MULTIPLE HANDLING METHODS.

DELAWARE

1993 WASTE MANAGEMENT, CONTINUED

11 MANAGEMENT METHOD AND QUANTITY OF RCRA HAZARDOUS WASTE MANAGED BY NUMBER OF FACILITIES, 1993

MANAGEMENT METHOD	SYSTEM TYPE CODE	QUANTITY MANAGED (TONS)	PERCENTAGE OF QUANTITY	NUMBER OF FACILITIES	PERCENTAGE OF FACILITIES
INCINERATION	M041-M049	1,857	100	1	100
TOTAL		1,857	100	1	

NOTE: FACILITIES WITH ONLY STORAGE UNITS ARE EXCLUDED.
COLUMNS MAY NOT SUM DUE TO ROUNDING.
COLUMNS MAY NOT SUM TO TOTAL BECAUSE FACILITIES MAY HAVE MULTIPLE HANDLING METHODS.

12 QUANTITY AND PERCENTAGE OF RCRA HAZARDOUS WASTEWATER AND NON-WASTEWATER MANAGED IN 1993

MANAGEMENT TYPE	TONS	PERCENTAGE
WASTEWATER	4	.2
NON-WASTEWATER	1,854	99.8
TOTAL	1,857	100.0

DELAWARE

1993 WASTE SHIPMENTS

13 NUMBER OF RCRA HAZARDOUS WASTE SHIPPERS: 72

14 QUANITIY OF RCRA HAZARDOUS WASTE SHIPPED: 20,602 TONS

15 FIFTY LARGEST RCRA HAZARDOUS WASTE SHIPPERS, 1993

RANK	EPA ID	SITE NAME	CITY	QUANTITY SHIPPED (TONS)
1	DED002276764	CITISTEEL USA INC	CLAYMONT	4,768
2	DED002329738	STAR ENTERPRISE DELAWARE CITY REFINERY	DELAWARE CITY	2,814
3	DED980830400	CIBA-GEIGY CORP	NEWPORT	2,778
4	DED041212473	STANDARD CHLORINE OF DELAWARE INC	DELAWARE CITY	2,680
5	DED003913266	OCCIDENTAL CHEMICAL CORPORATION	DELAWARE CITY	2,301
6	DED002369205	GM BOC WILMINGTON PLANT	WILMINGTON	1,034
7	DED002357408	CHRYSLER CORP	NEWARK	675
8	DED069032613	DELAWARE STORAGE & PIPELINE CO	LITTLE CREEK	368
9	DED003930807	DU PONT EXPERIMENTAL STATION	WILMINGTON	333
10	DED004321212	FORBES STEEL & WIRE CORP	WILMINGTON	252
11	DED085693646	NORAMCO OF DELAWARE, INC.	WILMINGTON	238
12	DED002353092	JOHNSON-CONTROLS INC	MIDDLETOWN	234
13	DED980555122	DUPONT HOLLY RUN SITE	NEWPORT	212
14	DED042263764	E.I.DUPONT DE NEMOURS & CO INC GLASGOW	GLASGOW	158
15	DED984071068	DUPONT MERCK PHARMACEUTICAL CO.	WILMINGTON	141
16	DED064370992	DUPONT STINE-HASKELL RESEARCH CTR	NEWARK	133
17	DED001315647	HERCULES RESEARCH CENTER - RESEARCH	WILMINGTON	126
18	DED980827919	ALLOY SURFACES COMPANY INC	WILMINGTON	117
19	DED002342020	ICI AMERICAS INC ATLAS POINT SITE	NEW CASTLE	97
20	DED981109317	AMP-AKZO CORPORATION	NEWARK	80
21	DED069876795	JAMES RIVER CORP	NEW CASTLE	77
22	DED984066118	CHROME DEPOSIT CORP	NEWARK	77
23	DED984071282	MEDAL L.P.	NEWPORT	72
24	DED011028438	ATLANTIC AVIATION CORP	NEW CASTLE	71
25	DED040835795	PLAYTEX FAMILY PRODUCTS CORP	DOVER	64
26	DED053304770	HERCULES INC.	MIDDLETOWN	59
27	DED000820399	ZENECA	WILMINGTON	41
28	DED981113681	ICI - ACRYLICS	NEW PORT	40
29	DED982676595	ROCKLAND TECHNOLOGIES, INC	NEWPORT	36
30	DE8570024010	DOVER AIR FORCE BASE	DOVER	34
31	DED060074291	PITTSBURGH ARCHITECTURAL FINISHES	CHESWOLD	32
32	DED083251181	GUARDIAN CONSTRUCTION CO.	BEAR	30
33	DED984076265	ZENECA INC	NEW CASTLE	28
34	DED980537781	CAMDEL METALS CORP	CAMDEN	26
35	DED990672180	BRANDYWINE PUMPING STATION	WILMINGTON	23
36	DED003930799	E.I. DUPONT CHESTNUT RUN	WILMINGTON	20
37	DED000820704	UNIVERSITY OF DELAWARE NEWARK	NEWARK	19
38	DED984074914	ECOCHEM WILLOW BANK SITE	NEWPORT	19
39	DED081881724	COOPER BEARINGS, INC.	DAGSBORO	19
40	DED001315704	E. I. DUPONT DE NEMOURS & CO - LOUVIERS	NEWARK	18
41	DED980551261	ARLON INC	BEAR	17
42	DED002348845	E.I.DUPONT DENMOURS & CO INC - SEAFORD	SEAFORD	16
43	DED023767288	CITY OF DOVER MCKEE RUN	DOVER	16
44	DED980551667	AKZO CHEMICALS INC	DELAWARE CITY	16
45	DED054719851	NANTICOKE HOMES INC	GREENWOOD	15
46	DED060058062	WILMINGTON MAINTENANCE FACILITY	WILMINGTON	15
47	DED981743065	L.D. CAULK DIVIDION FO DENTSPLY INT'L	MILFORD	14
48	DED069877611	LANXIDE CORP.	NEWARK	13
49	DED073750796	DELAWARE TERMINAL COMPANY	WILMINGTON	12
50	DED083235549	L D CAULK DIVISION OF DENTSPLY INT'L	MILFORD	12
TOTAL				20,487

NOTES: COLUMNS MAY NOT SUM DUE TO ROUNDING.
STATE MAY HAVE FEWER THAN FIFTY SHIPPERS.

DELAWARE

1993 WASTE RECEIPTS

16 NUMBER OF RCRA HAZARDOUS WASTE RECEIVERS: 1

17 QUANITIY OF RCRA HAZARDOUS WASTE RECEIVED: 679 TONS

18 FIFTY LARGEST RCRA HAZARDOUS WASTE RECEIVERS, 1993

RANK	EPA ID	SITE NAME	CITY	QUANTITY RECEIVED (TONS)
1	DED003930807	DU PONT EXPERIMENTAL STATION	WILMINGTON	679
TOTAL				679

NOTES: COLUMNS MAY NOT SUM DUE TO ROUNDING.
STATE MAY HAVE FEWER THAN FIFTY FACILITIES THAT RECEIVED WASTE.

DELAWARE

1993 WASTE RECEIPTS, CONTINUED

19 QUANTITY OF RCRA HAZARDOUS WASTE MANAGED, BY MANGEMENT METHOD,
LIMITED TO WASTE RECEIVED FROM OFFSITE, 1993

MANAGEMENT METHOD	SYSTEM TYPE CODE	QUANTITY MANAGED (TONS)	PERCENTAGE OF QUANTITY	NUMBER OF FACILITIES	PERCENTAGE OF FACILITIES
INCINERATION	M041-M049	679	100	1	100
TOTAL		679	100	1	

20 MANAGEMENT METHOD, BY QUANTITY OF RCRA HAZARDOUS WASTE MANAGED,
LIMITED TO WASTE RECEIVED FROM OFFSITE, 1993

MANAGEMENT METHOD	SYSTEM TYPE CODE	QUANTITY MANAGED (TONS)	PERCENTAGE OF QUANTITY	NUMBER OF FACILITIES	PERCENTAGE OF FACILITIES
INCINERATION	M041-M049	679	100	1	100
TOTAL		679	100	1	

NOTE: FACILITIES WITH ONLY STORAGE UNITS ARE EXCLUDED.
COLUMNS MAY NOT SUM DUE TO ROUNDING.
COLUMNS MAY NOT SUM TO TOTAL BECAUSE FACILITIES MAY HAVE MULTIPLE HANDLING METHODS.

DELAWARE

1993 WASTE RECEIPTS, CONTINUED

21 MANAGEMENT METHOD AND QUANTITY OF RCRA HAZARDOUS WASTE MANAGED, BY NUMBER OF FACILITIES, LIMITED TO WASTE RECEIVED FROM OFF SITE, 1993

MANAGEMENT METHOD	SYSTEM TYPE CODE	QUANTITY MANAGED (TONS)	PERCENTAGE OF QUANTITY	NUMBER OF FACILITIES	PERCENTAGE OF FACILITIES
INCINERATION	M041-M049	679	100	1	100
TOTAL		679	100	1	

NOTE: FACILITIES WITH ONLY STORAGE UNITS ARE EXCLUDED.
COLUMNS MAY NOT SUM DUE TO ROUNDING.
COLUMNS MAY NOT SUM TO TOTAL BECAUSE FACILITIES MAY HAVE MULTIPLE HANDLING METHODS.

DELAWARE

1993 IMPORTS AND EXPORTS

22	QUANTITY OF RCRA HAZARDOUS WASTE IMPORTED:	463	TONS
23	QUANTITY OF RCRA HAZARDOUS WASTE EXPORTED:	20,263	TONS

DISTRICT OF COLUMBIA

1993 WASTE GENERATION

1 NUMBER OF RCRA LARGE QUANTITY GENERATORS (LQGS): 15

2 QUANITY OF RCRA HAZARDOUS WASTE GENERATED: 628 TONS

3 FIFTY LARGEST RCRA HAZARDOUS WASTE GENERATORS IN THE STATE, 1993

RANK	EPA ID	SITE NAME	CITY	TOTAL GENERATED (TONS)
1	DCD000819516	PEPCO BENNING ROAD GENERATING STATION	WASHINGTON	207
2	DC2200907812	U S BUREAU OF ENGRAVING AND PRINTING	WASHINGTON	135
3	DCD980555643	WASHINGTON METRO AREA TRANSIT AUTHORITY	WASHINGTON	69
4	DCD981737422	W M A T A	WASHINGTON	40
5	DC9570090036	BOLLING AIR FORCE BASE	WASHINGTON	28
6	DCD077797793	WASHINGTON GAS LIGHT CO	WASHINGTON	24
7	DC8470000086	FOOD & DRUG ADMINISTRATION FB 8	WASHINGTON	21
8	DCD003245768	WASHINGTON POST NEWSPAPER THE	WASHINGTON	19
9	DC4210021156	WALTER REED ARMY MEDICAL CENTER	WASHINGTON	17
10	DC4141707162	ARCHITECT OF THE CAPITOL	WASHINGTON	17
11	DC4040005031	U S GOVERNMENT PRINTING OFFICE	WASHINGTON	16
12	DC8170024311	NAVAL RESEARCH LABORATORY	WASHINGTON	15
13	DCD003238193	WASHINGTON POST NEWSPAPER-SOUTHEAST PLT	WASHINGTON	14
14	DC9170024310	NAVAL DISTRICT - WASHINGTON DC	WASHINGTON	3
15	DCD980204879	CATHOLIC UNIVERSITY OF AMERICA	WASHINGTON	3
TOTAL				628

NOTE: STATE MAY HAVE FEWER THAN FIFTY GENERATORS.

DISTRICT OF COLUMBIA

1993 WASTE GENERATION, CONTINUED

4 QUANTITIES OF WASTE GENERATED IN 1993 THAT WERE

- REPORTED WITH ONLY CHARACTERISTIC WASTE CODES
- REPORTED WITH ONLY LISTED WASTE CODES
- REPORTED WITH BOTH CHARACTERISTIC AND LISTED WASTE CODES

WASTE HAS ONLY CHARACTERISTIC CODES	TONS OF WASTE GENERATED	WASTE HAS ONLY LISTED CODES	TONS OF WASTE GENERATED	WASTE HAS BOTH CHARACTERISTIC AND LISTED CODES	TONS OF WASTE GENERATED
ONLY IGNITABLE	115	ONLY AN F CODE	206		
ONLY CORROSIVE	10	ONLY A K CODE	0		
ONLY REACTIVE	1	ONLY A P CODE	0		
ONLY D004-17	39	ONLY A U CODE	1		
ONLY D018-43	86				
HAS MORE THAN ONE CHARACTERISTIC CODE	58	HAS MORE THAN ONE LISTED CODE	0		
TOTAL	308	TOTAL	207	TOTAL CHAR. AND LISTED	110

5 QUANTITIES OF WASTE GENERATED IN 1993 THAT WERE MULTIPLY CODED

WASTE HAS ONLY CHARACTERISTIC CODES BUT MORE THAN ONE APPLIES	TONS OF WASTE GENERATED	ONLY LISTED CODES BUT HAS MORE THAN ONE	TONS OF WASTE GENERATED	BOTH CHAR. & LISTED CODES	TONS OF WASTE GENERATED
HAS IGNITABLE CODE	27			IGN. W/ AT LEAST 1 LSTD	27
HAS CORROSIVE CODE	32			CORR. W/ AT LEAST 1 LSTD	59
HAS REACTIVE CODE	1			REACT. W/ AT LEAST 1 LSTD	1
HAS D004-D017 CODE	31			D004-17 W/ AT LEAST 1 LSTD	70
HAS D018-D043 CODE	26			D018-43 W/ AT LEAST 1 LSTD	27
		HAS AN F CODE	0	F WASTE W/ AT LEAST 1 CHAR	52
		HAS A K CODE	0	K WASTE W/ AT LEAST 1 CHAR	57
		HAS A P CODE	0	P WASTE W/ AT LEAST 1 CHAR	0
		HAS A U CODE	0	U WASTE W/ AT LEAST 1 CHAR	20
TOTAL	58	TOTAL	0	TOTAL	110

NOTE: COLUMNS DO NOT SUM TO TOTAL BECAUSE A WASTE CODE MAY APPLY TO MORE THAN ONE WASTE.
MIXTURES WITH IGNITABLE, CORROSIVE, REACTIVE, D004-17, AND D018-43 CHARACTERISTIC CODES ALSO MAY CONTAIN OTHER CHARACTERISTIC WASTE CODES.
SIMILARLY, WASTES WITH F,K,P, AND U LISTED CODES MAY HAVE OTHER LISTED WASTE CODES.

DISTRICT OF COLUMBIA

1993 WASTE MANAGEMENT

6 NUMBER OF RCRA TSD FACILITIES: 1

7 QUANTITY OF RCRA HAZARDOUS WASTE MANAGED: 0

TABLES 8, 9, 10, 11, AND 12 HAVE BEEN OMITTED FROM THIS REPORT BECAUSE THERE WERE NO FACILITIES IN THE DISTRICT OF COLUMBIA THAT REPORTED MANAGING (TREATING OR DISPOSING) RCRA HAZARDOUS WASTE IN 1993. THE TSD FACILITY DESCRIBED ABOVE MAY HAVE BEEN A STORAGE-ONLY FACILITY.

DISTRICT OF COLUMBIA

1993 WASTE SHIPMENTS

13 NUMBER OF RCRA HAZARDOUS WASTE SHIPPERS: 15

14 QUANITIY OF RCRA HAZARDOUS WASTE SHIPPED: 628 TONS

15 FIFTY LARGEST RCRA HAZARDOUS WASTE SHIPPERS, 1993

RANK	EPA ID	SITE NAME	CITY	QUANTITY SHIPPED (TONS)
1	DCD000819516	PEPCO BENNING ROAD GENERATING STATION	WASHINGTON	207
2	DC2200907812	U S BUREAU OF ENGRAVING AND PRINTING	WASHINGTON	135
3	DCD980555643	WASHINGTON METRO AREA TRANSIT AUTHORITY	WASHINGTON	69
4	DCD981737422	W M A T A	WASHINGTON	40
5	DC9570090036	BOLLING AIR FORCE BASE	WASHINGTON	28
6	DCD077797793	WASHINGTON GAS LIGHT CO	WASHINGTON	24
7	DC8470000086	FOOD & DRUG ADMINISTRATION FB 8	WASHINGTON	21
8	DCD003245768	WASHINGTON POST NEWSPAPER THE	WASHINGTON	19
9	DC4210021156	WALTER REED ARMY MEDICAL CENTER	WASHINGTON	17
10	DC4141707162	ARCHITECT OF THE CAPITOL	WASHINGTON	17
11	DC4040005031	U S GOVERNMENT PRINTING OFFICE	WASHINGTON	16
12	DC8170024311	NAVAL RESEARCH LABORATORY	WASHINGTON	15
13	DCD003238193	WASHINGTON POST NEWSPAPER-SOUTHEAST PLT	WASHINGTON	14
14	DC9170024310	NAVAL DISTRICT - WASHINGTON DC	WASHINGTON	3
15	DCD980204879	CATHOLIC UNIVERSITY OF AMERICA	WASHINGTON	3
TOTAL				628

NOTES: COLUMNS MAY NOT SUM DUE TO ROUNDING.
STATE MAY HAVE FEWER THAN FIFTY SHIPPERS.

DISTRICT OF COLUMBIA

THERE WERE NO FACILITIES IN THE DISTRICT OF COLUMBIA THAT REPORTED RECEIVING HAZARDOUS WASTE.

DISTRICT OF COLUMBIA

1993 IMPORTS AND EXPORTS

THE DISTRICT OF COLUMBIA DID NOT IMPORT ANY HAZARDOUS WASTE.

23 QUANTITY OF RCRA HAZARDOUS WASTE EXPORTED: 628 TONS

FLORIDA

1993 WASTE GENERATION

1 NUMBER OF RCRA LARGE QUANTITY GENERATORS (LQGS): 438

2 QUANITY OF RCRA HAZARDOUS WASTE GENERATED: 213,888 TONS

3 FIFTY LARGEST RCRA HAZARDOUS WASTE GENERATORS IN THE STATE, 1993

RANK	EPA ID	SITE NAME	CITY	TOTAL GENERATED (TONS)
1	FLD004106811	KAISER ALUMINUM & CHEMICAL CORP	MULBERRY	71,343
2	FLD982167702	FLORIDA PLATING\ROYAL STORE FIXTURES	MIAMI	21,348
3	FLD980839013	PURE COATINGS INC	WEST PALM BEACH	19,838
4	FLD000735860	JEA NORTHSIDE GENERATING STATION	JACKSONVILLE	13,494
5	FLD982096687	FLORIDA DER H W TEMPORARY STORAGE	WEST PALM BEACH	12,866
6	FLD083812537	FLORIDA STEEL CORP	BALDWIN	6,990
7	FLD004065926	ARIZONA CHEMICAL COMPANY INC	PANAMA CITY	6,766
8	FLD008155673	AIR PRODUCTS & CHEMICALS INC (PACE)	PACE	4,664
9	FLD004092839	GULF COAST RECYCLING INC	TAMPA	3,115
10	FLD106953763	MOLEX ETC INC	ST.PETERSBURG	3,003
11	FLD065919763	MARATHON OIL CO	TAMPA	2,227
12	FLD980729610	LAIDLAW ENVIRONMENTAL SVC OF BARTOW	BARTOW	2,045
13	FLD000737312	OLDOVER CORP	GREEN COVE SPRINGS	1,603
14	FL6170024412	USNAS JACKSONVILLE	JACKSONVILLE	1,530
15	FLD004073177	AERO CORP	LAKE CITY	1,419
16	FLD043860451	EVEREADY BATTERY COMPANY,INC.	ALACHUA	1,278
17	FLD043117522	GRUMMAN AEROSPACE CORP # 77	STURAT	1,195
18	FLD000602334	HARRIS SEMICONDUCTOR DIW	PALM BAY	1,185
19	FLD061993606	MARTIN MARIETTA OCALA OP	OCALA	1,151
20	FLD043869296	KERR MCGEE REFINING CORP	JACKSONVILLE	1,096
21	FLD095558466	PEC VIKTRON	ORLANDO	1,059
22	FLD082637596	B P OIL INC	TAMPA	1,030
23	FLD000772053	MOBIL OIL CORP #09002	PT.EVERGLADES	954
24	FLD073216863	GATX TERMINALS CORP	TAMPA	930
25	FLD061922050	LOUIS DREYFUS ENERGY	ST MARK	871
26	FLD004068706	FLORIDA WIRE & CABLE CO	JACKSONVILLE	828
27	FL6800014585	USNASA KENNEDY SPACE CENTER	KENNEDY SPACE CENTER	756
28	FLD061897054	MONTCO RESEARCH PRODUCTS	HOLLISTER	742
29	FLD071951966	MONSANTO COMPANY	GONZALEZ	696
30	FLD065912966	ADVANCED QUICK CIRCUITS	MELBOURNE	667
31	FLD073210072	LOUIS DREYFUS ENERGY	TAMPA	643
32	FLD063601207	LOUIS DREYFUS ENERGY	FORT LAUDERDALE	628
33	FLD087500229	FLORIDA WIRE & CABLE WIREMIL DIVISION	SANDERSON	608
34	FLD069660561	CITGO PETROLEUM CORPORATION	TAMPA	605
35	FLD088776588	AMERADA HESS TAMPA	TAMPA	575
36	FLD053105821	ADCOM WIRE CO	JACKSONVILLE	566
37	FLD059775643	COASTAL FUELS MARKETING INC	JACKSONSVILLE	556
38	FLD078319308	CENTRAL FLORIDA PIPELINE CORP	ORLANDO	542
39	FLD981019656	COASTAL FUELS MARKETING,INC.	JACKSONVILLE	492
40	FLD064824030	MCDONNELL DOUGLAS MISSILE PRODUCTION	TITUSVILLE	490
41	FLD004145140	AIRCO PLATING CO INC	MIAMI	475
42	FLD980799035	FL DOT FT.LAUDERDALE MNTE YD	FT.LAUDERALE	457
43	FLD004088258	GENERAL COMPONENTS INC	LARGO	444
44	FLD095565206	REICHHOLD CHEMICALS INC	PENSACOLA	426
45	FL9170024567	USN NAVY PUBLIC WORKS CENTER	PENSACOLA	397
46	FLD980837744	CONTINENTAL CIRCUITS INC	WINTER SPRINGS	395
47	FLD000814434	FLORIDA STEEL CORP TAMPA STEEL MILL	TAMPA	379
48	FLD032591521	KERR-MCGEE REFINING CORP.	NICEVILLE	367
49	FLD098917149	ALUMAX EXTRUSIONS INC	PLANT CITY	357
50	FLD064675978	AVESTA SANDVICK TUBE, INC.	WILWOOD	325
TOTAL				196,416

NOTE: STATE MAY HAVE FEWER THAN FIFTY GENERATORS.

FLORIDA

1993 WASTE GENERATION, CONTINUED

4 QUANTITIES OF WASTE GENERATED IN 1993 THAT WERE

- REPORTED WITH ONLY CHARACTERISTIC WASTE CODES
- REPORTED WITH ONLY LISTED WASTE CODES
- REPORTED WITH BOTH CHARACTERISTIC AND LISTED WASTE CODES

WASTE HAS ONLY CHARACTERISTIC CODES	TONS OF WASTE GENERATED	WASTE HAS ONLY LISTED CODES	TONS OF WASTE GENERATED	WASTE HAS BOTH CHARACTERISTIC AND LISTED CODES	TONS OF WASTE GENERATED
ONLY IGNITABLE	6,390	ONLY AN F CODE	30,104		
ONLY CORROSIVE	87,789	ONLY A K CODE	7,622		
ONLY REACTIVE	260	ONLY A P CODE	50		
ONLY D004-17	29,375	ONLY A U CODE	725		
ONLY D018-43	12,204				
HAS MORE THAN ONE CHARACTERISTIC CODE	5,589	HAS MORE THAN ONE LISTED CODE	410		
TOTAL	141,608	TOTAL	38,911	TOTAL CHAR. AND LISTED	33,291

5 QUANTITIES OF WASTE GENERATED IN 1993 THAT WERE MULTIPLY CODED

WASTE HAS ONLY CHARACTERISTIC CODES BUT MORE THAN ONE APPLIES	TONS OF WASTE GENERATED	ONLY LISTED CODES BUT HAS MORE THAN ONE	TONS OF WASTE GENERATED	BOTH CHAR. & LISTED CODES	TONS OF WASTE GENERATED
HAS IGNITABLE CODE	1,872			IGN. W/ AT LEAST 1 LSTD	15,534
HAS CORROSIVE CODE	3,466			CORR. W/ AT LEAST 1 LSTD	3,109
HAS REACTIVE CODE	57			REACT. W/ AT LEAST 1 LSTD	63
HAS D004-D017 CODE	4,140			D004-17 W/ AT LEAST 1 LSTD	19,197
HAS D018-D043 CODE	1,899			D018-43 W/ AT LEAST 1 LSTD	18,800
		HAS AN F CODE	38	F WASTE W/ AT LEAST 1 CHAR	30,879
		HAS A K CODE	0	K WASTE W/ AT LEAST 1 CHAR	2,232
		HAS A P CODE	388	P WASTE W/ AT LEAST 1 CHAR	185
		HAS A U CODE	394	U WASTE W/ AT LEAST 1 CHAR	504
TOTAL	5,589	TOTAL	410	TOTAL	33,291

NOTE: COLUMNS DO NOT SUM TO TOTAL BECAUSE A WASTE CODE MAY APPLY TO MORE THAN ONE WASTE.
MIXTURES WITH IGNITABLE, CORROSIVE, REACTIVE, D004-17, AND D018-43 CHARACTERISTIC CODES ALSO MAY CONTAIN OTHER CHARACTERISTIC WASTE CODES.
SIMILARLY, WASTES WITH F,K,P, AND U LISTED CODES MAY HAVE OTHER LISTED WASTE CODES.

FLORIDA

1993 WASTE MANAGEMENT

6 NUMBER OF RCRA TSD FACILITIES: 68

7 QUANITY OF RCRA HAZARDOUS WASTE MANAGED: 134,387 TONS

8 FIFTY LARGEST RCRA HAZARDOUS WASTE MANAGEMENT FACILITIES, 1993

RANK	EPAID	SITE NAME	CITY	TONS OF WASTE MANAGED
1	FLD004106811	KAISER ALUMINUM & CHEMICAL CORP	MULBERRY	71,343
2	FLD981928484	INDUSTRIAL WATER SERVICES	JACKSONVILLE	22,467
3	FLD982167702	FLORIDA PLATING\ROYAL STORE FIXTURES	MIAMI	21,251
4	FLD980729610	LAIDLAW ENVIRONMENTAL SVC OF BARTOW	BARTOW	9,242
5	FLD982121592	SPARKLE CORP	TAMPA	3,870
6	FLD004065926	ARIZONA CHEMICAL COMPANY INC	PANAMA CITY	2,947
7	FLD000737312	OLDOVER CORP	GREEN COVE SPRINGS	1,362
8	FLD043117522	GRUMMAN AEROSPACE CORP # 77	STURAT	1,097
9	FLD064824030	MCDONNELL DOUGLAS MISSILE PRODUCTION	TITUSVILLE	275
10	FLD047096524	OLIN CORP	ST.MARKS	141
11	FLD004092839	GULF COAST RECYCLING INC	TAMPA	133
12	FLD057231821	AMERICAN CYANAMID COMPANY INC / DIW	MILTON	113
13	FLD004059085	FLORIDA SOLITE CO	GREEN COVE SPRINGS	49
14	FL2800016121	USAF CAPE CANAVERAL STATION	PATRICK AIR FORCE BASE	38
15	FL6800014585	USNASA KENNEDY SPACE CENTER	KENNEDY SPACE CENTER	28
16	FL8570024366	USAF ELGIN	EGLIN AFB	7
17	FLD047966593	MARTIN ELECTRONICS INC	PERRY	7
18	FL2570024404	USAF PATRICK	PATRICK AFB	7
19	FLD060240207	MARTIN MARIETTA MISSILE SYSTEMS	ORLANDO	5
20	FLD000823393	UNIVERSITY OF FLORIDA	GAINSVILLE	4
21	FLD981474802	LAIDLAW ENVIRONMENTAL SERVICES INC	PINELLAS PARK	1
22	FL8170023792	USN COASTAL SYSTEMS CENTER	PANAMA CITY	0
23	FL6890090008	USDOE MARTIN MARIETTA	LARGO	0
TOTAL				134,387

NOTE: STATE MAY HAVE FEWER THAN FIFTY FACILITIES THAT MANAGED WASTES.
WASTE ONLY MANAGED BY STORAGE IS NOT INCLUDED.

FLORIDA

1993 WASTE MANAGEMENT, CONTINUED

9 QUANTITY OF RCRA HAZARDOUS WASTE MANAGED BY MANAGEMENT METHOD, 1993

MANAGEMENT METHOD	SYSTEM TYPE CODE	QUANTITY MANAGED (TONS)	PERCENTAGE OF QUANTITY	NUMBER OF FACILITIES	PERCENTAGE OF FACILITIES
METALS RECOVERY (FOR REUSE)	M011-M019	198	0	7	30
SOLVENTS RECOVERY	M021-M029	5,851	4	5	22
OTHER RECOVERY	M031-M039	22,548	17	2	9
INCINERATION	M041-M049	0	0	1	4
ENERGY RECOVERY (REUSE AS FUEL)	M051-M059	2,996	2	2	9
FUEL BLENDING	M061-----	8,640	6	2	9
AQUEOUS INORGANIC TREATMENT	M071-M079	21,658	16	3	13
AQUEOUS ORGANIC TREATMENT	M081-M089	878	1	1	4
OTHER TREATMENT	M121-M129	275	0	9	39
DEEPWELL / UNDERGROUND INJECTION	M134-DISP	71,343	53	1	4
TOTAL		134,387	100	23	

10 MANAGEMENT METHOD, BY QUANTITY OF RCRA HAZARDOUS WASTE MANAGED, 1993

MANAGEMENT METHOD	SYSTEM TYPE CODE	QUANTITY MANAGED (TONS)	PERCENTAGE OF QUANTITY	NUMBER OF FACILITIES	PERCENTAGE OF FACILITIES
DEEPWELL / UNDERGROUND INJECTION	M134-DISP	71,343	53	1	4
OTHER RECOVERY	M031-M039	22,548	17	2	9
AQUEOUS INORGANIC TREATMENT	M071-M079	21,658	16	3	13
FUEL BLENDING	M061-----	8,640	6	2	9
SOLVENTS RECOVERY	M021-M029	5,851	4	5	22
ENERGY RECOVERY (REUSE AS FUEL)	M051-M059	2,996	2	2	9
AQUEOUS ORGANIC TREATMENT	M081-M089	878	1	1	4
OTHER TREATMENT	M121-M129	275	0	9	39
METALS RECOVERY (FOR REUSE)	M011-M019	198	0	7	30
INCINERATION	M041-M049	0	0	1	4
TOTAL		134,387	100	23	

NOTE: FACILITIES WITH ONLY STORAGE UNITS ARE EXCLUDED.
COLUMNS MAY NOT SUM DUE TO ROUNDING.
COLUMNS MAY NOT SUM TO TOTAL BECAUSE FACILITIES MAY HAVE MULTIPLE HANDLING METHODS.

FLORIDA

1993 WASTE MANAGEMENT, CONTINUED

11 MANAGEMENT METHOD AND QUANTITY OF RCRA HAZARDOUS WASTE MANAGED BY NUMBER OF FACILITIES, 1993

MANAGEMENT METHOD	SYSTEM TYPE CODE	QUANTITY MANAGED (TONS)	PERCENTAGE OF QUANTITY	NUMBER OF FACILITIES	PERCENTAGE OF FACILITIES
OTHER TREATMENT	M121-M129	275	0	9	39
METALS RECOVERY (FOR REUSE)	M011-M019	198	0	7	30
SOLVENTS RECOVERY	M021-M029	5,851	4	5	22
AQUEOUS INORGANIC TREATMENT	M071-M079	21,658	16	3	13
OTHER RECOVERY	M031-M039	22,548	17	2	9
ENERGY RECOVERY (REUSE AS FUEL)	M051-M059	2,996	2	2	9
FUEL BLENDING	M061-----	8,640	6	2	9
INCINERATION	M041-M049	0	0	1	4
AQUEOUS ORGANIC TREATMENT	M081-M089	878	1	1	4
DEEPWELL / UNDERGROUND INJECTION	M134-DISP	71,343	53	1	4
TOTAL		134,387	100	23	

NOTE: FACILITIES WITH ONLY STORAGE UNITS ARE EXCLUDED.
COLUMNS MAY NOT SUM DUE TO ROUNDING.
COLUMNS MAY NOT SUM TO TOTAL BECAUSE FACILITIES MAY HAVE MULTIPLE HANDLING METHODS.

12 QUANTITY AND PERCENTAGE OF RCRA HAZARDOUS WASTEWATER AND NON-WASTEWATER MANAGED IN 1993

MANAGEMENT TYPE	TONS	PERCENTAGE
WASTEWATER	94,183	70.1
NON-WASTEWATER	40,203	29.9
TOTAL	134,387	100.0

FLORIDA

1993 WASTE SHIPMENTS

13 NUMBER OF RCRA HAZARDOUS WASTE SHIPPERS: 441

14 QUANITIY OF RCRA HAZARDOUS WASTE SHIPPED: 104,156 TONS

15 FIFTY LARGEST RCRA HAZARDOUS WASTE SHIPPERS, 1993

RANK	EPA ID	SITE NAME	CITY	QUANTITY SHIPPED (TONS)
1	FLD982096687	FLORIDA DER H W TEMPORARY STORAGE	WEST PALM BEACH	12,886
2	FLD980729610	LAIDLAW ENVIRONMENTAL SVC OF BARTOW	BARTOW	10,562
3	FLD083812537	FLORIDA STEEL CORP	BALDWIN	6,990
4	FLD004065926	ARIZONA CHEMICAL COMPANY INC	PANAMA CITY	3,820
5	FLD000814434	FLORIDA STEEL CORP TAMPA STEEL MILL	TAMPA	3,744
6	FLD981474802	LAIDLAW ENVIRONMENTAL SERVICES INC	PINELLAS PARK	3,337
7	FLD980711071	QUADREX ENVIRONMENTAL CO	GAINESVILLE	3,140
8	FLD004092839	GULF COAST RECYCLING INC	TAMPA	2,982
9	FLD065919763	MARATHON OIL CO	TAMPA	2,226
10	FLD980847271	SAFETY KLEEN CORP 3-163-01	TAMPA	2,080
11	FLD981932494	UNIVERSAL WASTE & TRANSIT	TAMPA	1,790
12	FL6170024412	USNAS JACKSONVILLE	JACKSONVILLE	1,712
13	FLD980847214	SAFETY KLEEN CORP 3-079-01	ORANGE PARK	1,673
14	FLD000737312	OLDOVER CORP	GREEN COVE SPRINGS	1,529
15	FLD984167791	SAFETY KLEEN CORP 3-097-01	BOYNTON BEACH	1,519
16	FLD984171165	SAFETY KLEEN CORP 3-130-01	SANFORD	1,427
17	FLD004073177	AERO CORP	LAKE CITY	1,419
18	FLD043860451	EVEREADY BATTERY COMPANY,INC.	ALACHUA	1,278
19	FLD043869296	KERR MCGEE REFINING CORP	JACKSONVILLE	1,096
20	FLD095558466	PEC VIKTRON	ORLANDO	1,038
21	FLD082637596	B P OIL INC	TAMPA	1,030
22	FLD984171694	SAFETY KLEEN CORP 3-097-02	MEDLEY	1,025
23	FLD000772053	MOBIL OIL CORP #09002	PT.EVERGLADES	954
24	FLD073216863	GATX TERMINALS CORP	TAMPA	930
25	FLD000602334	HARRIS SEMICONDUCTOR DIW	PALM BAY	893
26	FLD982133159	SAFETY KLEEN CORP 3-079-02	TALLHASSEE	875
27	FLD061922050	LOUIS DREYFUS ENERGY	ST MARK	871
28	FLD004068706	FLORIDA WIRE & CABLE CO	JACKSONVILLE	828
29	FLD000776716	SAFETY KLEEN CORP 3-163-02	PORT CHARLOTTE	749
30	FLD061897054	MONTCO RESEARCH PRODUCTS	HOLLISTER	742
31	FL6800014585	USNASA KENNEDY SPACE CENTER	KENNEDY SPACE CENTER	727
32	FLD071951966	MONSANTO COMPANY	GONZALEZ	696
33	FLD065912966	ADVANCED QUICK CIRCUITS	MELBOURNE	667
34	FLD073210072	LOUIS DREYFUS ENERGY	TAMPA	643
35	FLD063601207	LOUIS DREYFUS ENERGY	FORT LAUDERDALE	628
36	FLD980559728	CHEMICAL CONSERVATION CORP	ORLANDO	622
37	FLD087500229	FLORIDA WIRE & CABLE WIREMIL DIVISION	SANDERSON	608
38	FLD069660561	CITGO PETROLEUM CORPORATION	TAMPA	605
39	FLD088776588	AMERADA HESS TAMPA	TAMPA	575
40	FL8570024366	USAF ELGIN	EGLIN AFB	568
41	FLD053105821	ADCOM WIRE CO	JACKSONVILLE	566
42	FLD059775643	COASTAL FUELS MARKETING INC	JACKSONSVILLE	556
43	FLD078319308	CENTRAL FLORIDA PIPELINE CORP	ORLANDO	542
44	FLD981019656	COASTAL FUELS MARKETING,INC.	JACKSONVILLE	492
45	FLD004145140	AIRCO PLATING CO INC	MIAMI	475
46	FLD980799035	FL DOT FT.LAUDERDALE MNTE YD	FT.LAUDERALE	457
47	FLD004088258	GENERAL COMPONENTS INC	LARGO	444
48	FL9170024567	USN NAVY PUBLIC WORKS CENTER	PENSACOLA	430
49	FLD095565206	REICHHOLD CHEMICALS INC	PENSACOLA	426
50	FLD980837744	CONTINENTAL CIRCUITS INC	WINTER SPRINGS	393
TOTAL				86,265

NOTES: COLUMNS MAY NOT SUM DUE TO ROUNDING.
STATE MAY HAVE FEWER THAN FIFTY SHIPPERS.

FLORIDA

1993 WASTE RECEIPTS

16 NUMBER OF RCRA HAZARDOUS WASTE RECEIVERS: 26

17 QUANITIY OF RCRA HAZARDOUS WASTE RECEIVED: 55,252 TONS

18 FIFTY LARGEST RCRA HAZARDOUS WASTE RECEIVERS, 1993

RANK	EPA ID	SITE NAME	CITY	QUANTITY RECEIVED (TONS)
1	FLD981928484	INDUSTRIAL WATER SERVICES	JACKSONVILLE	22,467
2	FLD980729610	LAIDLAW ENVIRONMENTAL SVC OF BARTOW	BARTOW	9,512
3	FLD982121592	SPARKLE CORP	TAMPA	3,948
4	FLD981474802	LAIDLAW ENVIRONMENTAL SERVICES INC	PINELLAS PARK	3,226
5	FLD980711071	QUADREX ENVIRONMENTAL CO	GAINESVILLE	3,168
6	FLD981932494	UNIVERSAL WASTE & TRANSIT	TAMPA	1,832
7	FLD984167791	SAFETY KLEEN CORP 3-097-01	BOYNTON BEACH	1,545
8	FLD980847271	SAFETY KLEEN CORP 3-163-01	TAMPA	1,535
9	FLD980847214	SAFETY KLEEN CORP 3-079-01	ORANGE PARK	1,480
10	FLD984171165	SAFETY KLEEN CORP 3-130-01	SANFORD	1,347
11	FLD000737312	OLDOVER CORP	GREEN COVE SPRINGS	1,338
12	FLD982133159	SAFETY KLEEN CORP 3-079-02	TALLHASSEE	923
13	FLD984171694	SAFETY KLEEN CORP 3-097-02	MEDLEY	859
14	FLD980559728	CHEMICAL CONSERVATION CORP	ORLANDO	761
15	FLD000776716	SAFETY KLEEN CORP 3-163-02	PORT CHARLOTTE	637
16	FLD097837983	SAFETY KLEEN CORP 3-130-01	ALTAMONTE SPRINGS	271
17	FLD000776708	CHEMICAL WASTE MGT POMPANO	POMPANO BEACH	166
18	FL6170024412	USNAS JACKSONVILLE	JACKSONVILLE	86
19	FLD079859492	ASHLAND CHEMICAL CO	JACKSONVILLE	60
20	FLD004059085	FLORIDA SOLITE CO	GREEN COVE SPRINGS	49
21	FL9170024567	USN NAVY PUBLIC WORKS CENTER	PENSACOLA	15
22	FL8570024366	USAF ELGIN	EGLIN AFB	13
23	FL6170022952	USNAS BOCA CHICA	KEY WEST	12
24	FLD001447952	UTC, PRATT & WHITNEY	JUPITER	3
25	FL2800016121	USAF CAPE CANAVERAL STATION	PATRICK AIR FORCE BASE	0
26	FL9170024260	USN MAYPORT	JACKSONVILLE	0
TOTAL				55,252

NOTES: COLUMNS MAY NOT SUM DUE TO ROUNDING.
STATE MAY HAVE FEWER THAN FIFTY FACILITIES THAT RECEIVED WASTE.

FLORIDA

1993 WASTE RECEIPTS, CONTINUED

19 QUANTITY OF RCRA HAZARDOUS WASTE MANAGED, BY MANGEMENT METHOD,
LIMITED TO WASTE RECEIVED FROM OFFSITE, 1993

MANAGEMENT METHOD	SYSTEM TYPE CODE	QUANTITY MANAGED (TONS)	PERCENTAGE OF QUANTITY	NUMBER OF FACILITIES	PERCENTAGE OF FACILITIES
SOLVENTS RECOVERY	M021-M029	5,724	16	2	33
OTHER RECOVERY	M031-M039	22,467	61	1	17
ENERGY RECOVERY (REUSE AS FUEL)	M051-M059	49	0	1	17
FUEL BLENDING	M061-----	8,615	23	2	33
OTHER TREATMENT	M121-M129	0	0	1	17
TOTAL		36,856	100	6	

20 MANAGEMENT METHOD, BY QUANTITY OF RCRA HAZARDOUS WASTE MANAGED,
LIMITED TO WASTE RECEIVED FROM OFFSITE, 1993

MANAGEMENT METHOD	SYSTEM TYPE CODE	QUANTITY MANAGED (TONS)	PERCENTAGE OF QUANTITY	NUMBER OF FACILITIES	PERCENTAGE OF FACILITIES
OTHER RECOVERY	M031-M039	22,467	61	1	17
FUEL BLENDING	M061-----	8,615	23	2	33
SOLVENTS RECOVERY	M021-M029	5,724	16	2	33
ENERGY RECOVERY (REUSE AS FUEL)	M051-M059	49	0	1	17
OTHER TREATMENT	M121-M129	0	0	1	17
TOTAL		36,856	100	6	

NOTE: FACILITIES WITH ONLY STORAGE UNITS ARE EXCLUDED.
COLUMNS MAY NOT SUM DUE TO ROUNDING.
COLUMNS MAY NOT SUM TO TOTAL BECAUSE FACILITIES MAY HAVE MULTIPLE HANDLING METHODS.

FLORIDA

1993 WASTE RECEIPTS, CONTINUED

21 MANAGEMENT METHOD AND QUANTITY OF RCRA HAZARDOUS WASTE MANAGED, BY NUMBER OF FACILITIES, LIMITED TO WASTE RECEIVED FROM OFF SITE, 1993

MANAGEMENT METHOD	SYSTEM TYPE CODE	QUANTITY MANAGED (TONS)	PERCENTAGE OF QUANTITY	NUMBER OF FACILITIES	PERCENTAGE OF FACILITIES
SOLVENTS RECOVERY	M021-M029	5,724	16	2	33
FUEL BLENDING	M061-----	8,615	23	2	33
OTHER RECOVERY	M031-M039	22,467	61	1	17
ENERGY RECOVERY (REUSE AS FUEL)	M051-M059	49	0	1	17
OTHER TREATMENT	M121-M129	0	0	1	17
TOTAL		36,856	100	6	

NOTE: FACILITIES WITH ONLY STORAGE UNITS ARE EXCLUDED.
COLUMNS MAY NOT SUM DUE TO ROUNDING.
COLUMNS MAY NOT SUM TO TOTAL BECAUSE FACILITIES MAY HAVE MULTIPLE HANDLING METHODS.

FLORIDA

1993 IMPORTS AND EXPORTS

22	QUANTITY OF RCRA HAZARDOUS WASTE IMPORTED:	20,119	TONS
23	QUANTITY OF RCRA HAZARDOUS WASTE EXPORTED:	70,731	TONS

GEORGIA

1993 WASTE GENERATION

1 NUMBER OF RCRA LARGE QUANTITY GENERATORS (LQGS): 438

2 QUANITY OF RCRA HAZARDOUS WASTE GENERATED: 921,076 TONS

3 FIFTY LARGEST RCRA HAZARDOUS WASTE GENERATORS IN THE STATE, 1993

RANK	EPA ID	SITE NAME	CITY	TOTAL GENERATED (TONS)
1	GA1570024330	ROBINS AIR FORCE BASE	WARNER ROBINS	447,228
2	GAD063152573	SAFT AMERICA INC	VALDOSTA	209,722
3	GAD075942706	DELCO REMY	FITZGERALD	61,122
4	GAD981237118	THE NUTRASWEET CO	AUGUSTA	28,725
5	GAD003275468	CHEMICAL PRODUCTS CORP	CARTERSVILLE	21,566
6	GAD008966400	AMERCORD INC	LUMBER CITY	20,262
7	GAD039046800	SEARLE	AUGUSTA	13,333
8	GAD030059182	ATLANTIC STEEL INDUSTRIES INC	CARTERSVILLE	11,556
9	GAD051034387	SOUTHERN WOOD PIEDMONT CO - AUGUSTA	AUGUSTA	8,956
10	GAD096629282	CWM RESOURCE MANAGEMENT INC	MORROW	5,763
11	GAD045821170	M & J SOLVENTS CO INC	ATLANTA	5,323
12	GAD084823301	CARGILL INC	FOREST PARK	4,780
13	GAD981275449	POLYCHROME CORP	COLUMBUS	4,416
14	GAD003323805	WILLIAM C MEREDITH CO	EAST POINT	3,162
15	GAD033582461	ALTERNATE ENERGY RESOURCES INC	AUGUSTA	3,156
16	GAD095815015	ATLANTIC WOOD INDUSTRIES INC	VIDALIA	3,092
17	GAD070330576	GNB BATTERY TECHNOLOGIES	COLUMBUS	2,807
18	GAD057281958	ARCADIAN FERTILIZER L P	AUGUSTA	2,804
19	GAD018916734	PCC AIRFOIL INC	DOUGLAS	2,736
20	GAD051008274	BEKAERT CORP	ROME	2,212
21	GAD051011609	DSM CHEMICALS NORTH AMERICA	AUGUSTA	2,147
22	GAD980803621	TEXTRON AEROSPACE PRODUCTS	COLUMBUS	2,103
23	GAD003324985	MERCK & CO INC	ALBANY	2,072
24	GAD003265030	THE YORK GROUP INC	LAWRENCEVILLE	2,041
25	GAD095811162	PHOTOCIRCUITS CORP	PEACHTREE CITY	1,977
26	GAD991275900	CSX TRANSPORTATION INC	WAYCROSS	1,947
27	GAD033842543	TRI-STATE STEEL DRUM INC	GRAYSVILLE	1,925
28	GAD006924872	DELTA AIR LINES INC	ATLANTA	1,860
29	GAD981269095	MCF SYSTEMS ATLANTA, INC	DECATUR	1,657
30	GAD084910389	COLONIAL PIPELINE CO	POWDER SPRINGS	1,612
31	GAD075876623	PPG ARCHITECTURAL FINISHES	EAST POINT	1,448
32	GA8570024606	LOCKHEED AERONAUTICAL SYSTEMS CO	MARIETTA	1,421
33	GA7170023694	MARINE CORPS LOGISTICS BASE	ALBANY	1,413
34	GAD042869057	SHERWIN-WILLIAMS	MORROW	1,224
35	GAD003305307	FORD MOTOR COMPANY	HAPEVILLE	962
36	GAD980726491	NORAMCO INC	ATHENS	843
37	GAD109263467	EMPAK INC	FITZGERALD	791
38	GAD048708044	RECKITT & COLMAN INC	ATLANTA	739
39	GAD003310810	GENERAL MOTORS MCD	DORAVILLE	634
40	GAD981238199	INDALEX DIV OF INDAL INC	GAINESVILLE	617
41	GAD114381403	MICRO FLO COMPANY	SPARKS	595
42	GAD990740714	ARIVEC CHEMICALS INC	DOUGLASVILLE	521
43	GAD003306750	MONROE AUTO EQUIPMENT CO	HARTWELL	499
44	GAD045929643	DOW CHEMICAL CO	DALTON	497
45	GAD097799290	MARATHON OIL CO - MACON	MACON	496
46	GAD003299526	UNION CAMP CORP	VALDOSTA	484
47	GAD981270572	AMOCO PERFORMANCE PRODUCTS INC	ALPHARETTA	465
48	GA0210020368	USASC AND FORT GORDON	FORT GORDON	446
49	GAD092377589	ALLWASTE CONTAINER SERVICES	ATLANTA	428
50	GAD000821934	HICKSON CORPORATION	CONLEY	422
TOTAL				897,005

NOTE: STATE MAY HAVE FEWER THAN FIFTY GENERATORS.

GEORGIA

1993 WASTE GENERATION, CONTINUED

4 QUANTITIES OF WASTE GENERATED IN 1993 THAT WERE

- REPORTED WITH ONLY CHARACTERISTIC WASTE CODES
- REPORTED WITH ONLY LISTED WASTE CODES
- REPORTED WITH BOTH CHARACTERISTIC AND LISTED WASTE CODES

WASTE HAS ONLY CHARACTERISTIC CODES	TONS OF WASTE GENERATED	WASTE HAS ONLY LISTED CODES	TONS OF WASTE GENERATED	WASTE HAS BOTH CHARACTERISTIC AND LISTED CODES	TONS OF WASTE GENERATED
ONLY IGNITABLE	4,320	ONLY AN F CODE	55,967		
ONLY CORROSIVE	7,247	ONLY A K CODE	14,559		
ONLY REACTIVE	26	ONLY A P CODE	77		
ONLY D004-17	243,396	ONLY A U CODE	916		
ONLY D018-43	4,628				
HAS MORE THAN ONE CHARACTERISTIC CODE	103,347	HAS MORE THAN ONE LISTED CODE	112		
TOTAL	362,963	TOTAL	71,631	TOTAL CHAR. AND LISTED	486,454

5 QUANTITIES OF WASTE GENERATED IN 1993 THAT WERE MULTIPLY CODED

WASTE HAS ONLY CHARACTERISTIC CODES BUT MORE THAN ONE APPLIES	TONS OF WASTE GENERATED	ONLY LISTED CODES BUT HAS MORE THAN ONE	TONS OF WASTE GENERATED	BOTH CHAR. & LISTED CODES	TONS OF WASTE GENERATED
HAS IGNITABLE CODE	37,592			IGN. W/ AT LEAST 1 LSTD	34,207
HAS CORROSIVE CODE	96,280			CORR. W/ AT LEAST 1 LSTD	4,911
HAS REACTIVE CODE	56			REACT. W/ AT LEAST 1 LSTD	289
HAS D004-D017 CODE	66,763			D004-17 W/ AT LEAST 1 LSTD	457,020
HAS D018-D043 CODE	6,555			D018-43 W/ AT LEAST 1 LSTD	15,750
		HAS AN F CODE	68	F WASTE W/ AT LEAST 1 CHAR	484,507
		HAS A K CODE	0	K WASTE W/ AT LEAST 1 CHAR	4,636
		HAS A P CODE	45	P WASTE W/ AT LEAST 1 CHAR	198
		HAS A U CODE	112	U WASTE W/ AT LEAST 1 CHAR	5,352
TOTAL	103,347	TOTAL	112	TOTAL	486,454

NOTE: COLUMNS DO NOT SUM TO TOTAL BECAUSE A WASTE CODE MAY APPLY TO MORE THAN ONE WASTE.
MIXTURES WITH IGNITABLE, CORROSIVE, REACTIVE, D004-17, AND D018-43 CHARACTERISTIC CODES ALSO MAY CONTAIN OTHER CHARACTERISTIC WASTE CODES.
SIMILARLY, WASTES WITH F,K,P, AND U LISTED CODES MAY HAVE OTHER LISTED WASTE CODES.

GEORGIA

1993 WASTE MANAGEMENT

6 NUMBER OF RCRA TSD FACILITIES: 58

7 QUANITY OF RCRA HAZARDOUS WASTE MANAGED: 825,522 TONS

8 FIFTY LARGEST RCRA HAZARDOUS WASTE MANAGEMENT FACILITIES, 1993

RANK	EPAID	SITE NAME	CITY	TONS OF WASTE MANAGED
1	GA1570024330	ROBINS AIR FORCE BASE	WARNER ROBINS	441,062
2	GAD063152573	SAFT AMERICA INC	VALDOSTA	209,615
3	GAD075942706	DELCO REMY	FITZGERALD	61,052
4	GAD981237118	THE NUTRASWEET CO	AUGUSTA	28,718
5	GAD003275468	CHEMICAL PRODUCTS CORP	CARTERSVILLE	21,564
6	GAD039046800	SEARLE	AUGUSTA	12,743
7	GAD082830803	TRI CHEM COMPANY	ATLANTA	7,862
8	GAD093380814	CHEMICAL CONSERVATION OF GEORGIA INC	VALDOSTA	7,528
9	GAD981237225	AZS CORPORATION	ATLANTA	6,227
10	GAD045821170	M & J SOLVENTS CO INC	ATLANTA	6,102
11	GAD096629282	CWM RESOURCE MANAGEMENT INC	MORROW	5,611
12	GAD084823301	CARGILL INC	FOREST PARK	4,315
13	GAD033582461	ALTERNATE ENERGY RESOURCES INC	AUGUSTA	3,548
14	GAD095815015	ATLANTIC WOOD INDUSTRIES INC	VIDALIA	3,074
15	GAD003323805	WILLIAM C MEREDITH CO	EAST POINT	2,888
16	GAD051011609	DSM CHEMICALS NORTH AMERICA	AUGUSTA	1,981
17	GAD033842543	TRI-STATE STEEL DRUM INC	GRAYSVILLE	882
18	GAD990740714	ARIVEC CHEMICALS INC	DOUGLASVILLE	600
19	GAD006924872	DELTA AIR LINES INC	ATLANTA	52
20	GAD070330576	GNB BATTERY TECHNOLOGIES	COLUMBUS	50
21	GAD001700699	MONSANTO COMPANY	AUGUSTA	41
22	GAD073460941	THE UNIVERSITY OF GEORGIA	ATHENS	4
23	GA9210020872	FORT STEWART	FORT STEWART	1
24	GAD003275252	UNION CAMP - SAVANNAH	SAVANNAH	1
25	GAD098583909	HERCULES INC OXFORD PLANT	COVINGTON	0
TOTAL				825,522

NOTE: STATE MAY HAVE FEWER THAN FIFTY FACILITIES THAT MANAGED WASTES.
WASTE ONLY MANAGED BY STORAGE IS NOT INCLUDED.

GEORGIA

1993 WASTE MANAGEMENT, CONTINUED

9 QUANTITY OF RCRA HAZARDOUS WASTE MANAGED BY MANAGEMENT METHOD, 1993

MANAGEMENT METHOD	SYSTEM TYPE CODE	QUANTITY MANAGED (TONS)	PERCENTAGE OF QUANTITY	NUMBER OF FACILITIES	PERCENTAGE OF FACILITIES
METALS RECOVERY (FOR REUSE)	M011-M019	50	0	1	4
SOLVENTS RECOVERY	M021-M029	2,117	0	6	24
OTHER RECOVERY	M031-M039	3,126	0	2	8
INCINERATION	M041-M049	14,876	2	2	8
ENERGY RECOVERY (REUSE AS FUEL)	M051-M059	30,677	4	2	8
FUEL BLENDING	M061-----	18,601	2	5	20
AQUEOUS INORGANIC TREATMENT	M071-M079	713,231	86	4	16
AQUEOUS ORGANIC AND INORGANIC TREATMENT	M091-M099	6,227	1	1	4
SLUDGE TREATMENT	M101-M109	41	0	1	4
STABILIZATION	M111-M119	423	0	2	8
OTHER TREATMENT	M121-M129	36,153	4	10	40
TOTAL		825,522	100	25	

10 MANAGEMENT METHOD, BY QUANTITY OF RCRA HAZARDOUS WASTE MANAGED, 1993

MANAGEMENT METHOD	SYSTEM TYPE CODE	QUANTITY MANAGED (TONS)	PERCENTAGE OF QUANTITY	NUMBER OF FACILITIES	PERCENTAGE OF FACILITIES
AQUEOUS INORGANIC TREATMENT	M071-M079	713,231	86	4	16
OTHER TREATMENT	M121-M129	36,153	4	10	40
ENERGY RECOVERY (REUSE AS FUEL)	M051-M059	30,677	4	2	8
FUEL BLENDING	M061-----	18,601	2	5	20
INCINERATION	M041-M049	14,876	2	2	8
AQUEOUS ORGANIC AND INORGANIC TREATMENT	M091-M099	6,227	1	1	4
OTHER RECOVERY	M031-M039	3,126	0	2	8
SOLVENTS RECOVERY	M021-M029	2,117	0	6	24
STABILIZATION	M111-M119	423	0	2	8
METALS RECOVERY (FOR REUSE)	M011-M019	50	0	1	4
SLUDGE TREATMENT	M101-M109	41	0	1	4
TOTAL		825,522	100	25	

NOTE: FACILITIES WITH ONLY STORAGE UNITS ARE EXCLUDED.
COLUMNS MAY NOT SUM DUE TO ROUNDING.
COLUMNS MAY NOT SUM TO TOTAL BECAUSE FACILITIES MAY HAVE MULTIPLE HANDLING METHODS.

GEORGIA

1993 WASTE MANAGEMENT, CONTINUED

11 MANAGEMENT METHOD AND QUANTITY OF RCRA HAZARDOUS WASTE MANAGED BY NUMBER OF FACILITIES, 1993

MANAGEMENT METHOD	SYSTEM TYPE CODE	QUANTITY MANAGED (TONS)	PERCENTAGE OF QUANTITY	NUMBER OF FACILITIES	PERCENTAGE OF FACILITIES
OTHER TREATMENT	M121-M129	36,153	4	10	40
SOLVENTS RECOVERY	M021-M029	2,117	0	6	24
FUEL BLENDING	M061-----	18,601	2	5	20
AQUEOUS INORGANIC TREATMENT	M071-M079	713,231	86	4	16
OTHER RECOVERY	M031-M039	3,126	0	2	8
INCINERATION	M041-M049	14,876	2	2	8
ENERGY RECOVERY (REUSE AS FUEL)	M051-M059	30,677	4	2	8
STABILIZATION	M111-M119	423	0	2	8
METALS RECOVERY (FOR REUSE)	M011-M019	50	0	1	4
AQUEOUS ORGANIC AND INORGANIC TREATMENT	M091-M099	6,227	1	1	4
SLUDGE TREATMENT	M101-M109	41	0	1	4
TOTAL		825,522	100	25	

NOTE: FACILITIES WITH ONLY STORAGE UNITS ARE EXCLUDED.
COLUMNS MAY NOT SUM DUE TO ROUNDING.
COLUMNS MAY NOT SUM TO TOTAL BECAUSE FACILITIES MAY HAVE MULTIPLE HANDLING METHODS.

12 QUANTITY AND PERCENTAGE OF RCRA HAZARDOUS WASTEWATER AND NON-WASTEWATER MANAGED IN 1993

MANAGEMENT TYPE	TONS	PERCENTAGE
WASTEWATER	764,534	92.6
NON-WASTEWATER	60,989	7.4
TOTAL	825,522	100.0

GEORGIA

1993 WASTE SHIPMENTS

13 NUMBER OF RCRA HAZARDOUS WASTE SHIPPERS: 435

14 QUANITIY OF RCRA HAZARDOUS WASTE SHIPPED: 150,248 TONS

15 FIFTY LARGEST RCRA HAZARDOUS WASTE SHIPPERS, 1993

RANK	EPA ID	SITE NAME	CITY	QUANTITY SHIPPED (TONS)
1	GAD008966400	AMERCORD INC	LUMBER CITY	20,262
2	GAD096629282	CWM RESOURCE MANAGEMENT INC	MORROW	12,680
3	GAD030059182	ATLANTIC STEEL INDUSTRIES INC	CARTERSVILLE	11,556
4	GAD093380814	CHEMICAL CONSERVATION OF GEORGIA INC	VALDOSTA	9,165
5	GAD051034387	SOUTHERN WOOD PIEDMONT CO - AUGUSTA	AUGUSTA	8,956
6	GA1570024330	ROBINS AIR FORCE BASE	WARNER ROBINS	6,166
7	GAD045821170	M & J SOLVENTS CO INC	ATLANTA	5,323
8	GAD981275449	POLYCHROME CORP	COLUMBUS	4,416
9	GAD033842543	TRI-STATE STEEL DRUM INC	GRAYSVILLE	3,149
10	GAD057281958	ARCADIAN FERTILIZER L P	AUGUSTA	2,804
11	GAD070330576	GNB BATTERY TECHNOLOGIES	COLUMBUS	2,757
12	GAD033582461	ALTERNATE ENERGY RESOURCES INC	AUGUSTA	2,480
13	GAD051008274	BEKAERT CORP	ROME	2,212
14	GAD003324985	MERCK & CO INC	ALBANY	2,145
15	GAD003265030	THE YORK GROUP INC	LAWRENCEVILLE	2,041
16	GAD095811162	PHOTOCIRCUITS CORP	PEACHTREE CITY	1,977
17	GAD991275900	CSX TRANSPORTATION INC	WAYCROSS	1,947
18	GAD980842777	SAFETY-KLEEN 3-073-02	NORCROSS	1,910
19	GAD006924872	DELTA AIR LINES INC	ATLANTA	1,830
20	GAD981269095	MCF SYSTEMS ATLANTA, INC	DECATUR	1,657
21	GAD084910389	COLONIAL PIPELINE CO	POWDER SPRINGS	1,612
22	GAD075876623	PPG ARCHITECTURAL FINISHES	EAST POINT	1,449
23	GA8570024606	LOCKHEED AERONAUTICAL SYSTEMS CO	MARIETTA	1,421
24	GA7170023694	MARINE CORPS LOGISTICS BASE	ALBANY	1,413
25	GAD042869057	SHERWIN-WILLIAMS	MORROW	1,224
26	GAD000222083	ENSCO ENVIRONMENTAL SERVICES OF GA	DALTON	986
27	GAD981265424	SAFETY-KLEEN 3-013-01	MORROW	972
28	GAD980726491	NORAMCO INC	ATHENS	843
29	GAD109263467	EMPAK INC	FITZGERALD	791
30	GAD048708044	RECKITT & COLMAN INC	ATLANTA	739
31	GAD000776781	SAFETY-KLEEN 3-179-21	GARDEN CITY	717
32	GAD114381403	MICRO FLO COMPANY	SPARKS	688
33	GAD003310810	GENERAL MOTORS MCD	DORAVILLE	634
34	GAD000821934	HICKSON CORPORATION	CONLEY	617
35	GAD981238199	INDALEX DIV OF INDAL INC	GAINESVILLE	611
36	GAD039046800	SEARLE	AUGUSTA	590
37	GAD084823301	CARGILL INC	FOREST PARK	552
38	GAD000823096	SAFETY-KLEEN 3-106-01	COLUMBUS	549
39	GAD003306750	MONROE AUTO EQUIPMENT CO	HARTWELL	499
40	GAD045929643	DOW CHEMICAL CO	DALTON	497
41	GAD097799290	MARATHON OIL CO - MACON	MACON	496
42	GAD003305307	FORD MOTOR COMPANY	HAPEVILLE	485
43	GAD003299526	UNION CAMP CORP	VALDOSTA	480
44	GAD981270572	AMOCO PERFORMANCE PRODUCTS INC	ALPHARETTA	465
45	GAD990740714	ARIVEC CHEMICALS INC	DOUGLASVILLE	463
46	GA0210020368	USASC AND FORT GORDON	FORT GORDON	448
47	GAD092377589	ALLWASTE CONTAINER SERVICES	ATLANTA	428
48	GAD051010429	AMREP INC	MARIETTA	410
49	GAD003274545	PRINTPACK INC	ATLANTA	408
50	GAD000610378	RUETGERS-NEASE CORP	AUGUSTA	386
TOTAL				127,306

NOTES: COLUMNS MAY NOT SUM DUE TO ROUNDING.
STATE MAY HAVE FEWER THAN FIFTY SHIPPERS.

GEORGIA

1993 WASTE RECEIPTS

16 NUMBER OF RCRA HAZARDOUS WASTE RECEIVERS: 19

17 QUANITIY OF RCRA HAZARDOUS WASTE RECEIVED: 45,565 TONS

18 FIFTY LARGEST RCRA HAZARDOUS WASTE RECEIVERS, 1993

RANK	EPA ID	SITE NAME	CITY	QUANTITY RECEIVED (TONS)
1	GAD096629282	CWM RESOURCE MANAGEMENT INC	MORROW	12,491
2	GAD093380814	CHEMICAL CONSERVATION OF GEORGIA INC	VALDOSTA	7,882
3	GAD082830803	TRI CHEM COMPANY	ATLANTA	7,862
4	GAD045821170	M & J SOLVENTS CO INC	ATLANTA	6,102
5	GAD033582461	ALTERNATE ENERGY RESOURCES INC	AUGUSTA	2,864
6	GAD033842543	TRI-STATE STEEL DRUM INC	GRAYSVILLE	1,981
7	GAD980842777	SAFETY-KLEEN 3-073-02	NORCROSS	1,759
8	GAD981265424	SAFETY-KLEEN 3-013-01	MORROW	831
9	GAD000222083	ENSCO ENVIRONMENTAL SERVICES OF GA	DALTON	667
10	GAD000776781	SAFETY-KLEEN 3-179-21	GARDEN CITY	609
11	GAD990740714	ARIVEC CHEMICALS INC	DOUGLASVILLE	600
12	GAD000823096	SAFETY-KLEEN 3-106-01	COLUMBUS	503
13	GAD000616367	MKC ENTERPRISES INC	DORAVILLE	402
14	GAD041007063	ASHLAND CHEMICAL COMPANY	SAVANNAH	303
15	GAD980709257	SAFETY-KLEEN 3-106-21	MACON	258
16	GAD063152573	SAFT AMERICA INC	VALDOSTA	196
17	GAD000821934	HICKSON CORPORATION	CONLEY	195
18	GAD006924872	DELTA AIR LINES INC	ATLANTA	57
19	GAD075876623	PPG ARCHITECTURAL FINISHES	EAST POINT	1
TOTAL				45,565

NOTES: COLUMNS MAY NOT SUM DUE TO ROUNDING.
STATE MAY HAVE FEWER THAN FIFTY FACILITIES THAT RECEIVED WASTE.

GEORGIA

1993 WASTE RECEIPTS, CONTINUED

19 QUANTITY OF RCRA HAZARDOUS WASTE MANAGED, BY MANGEMENT METHOD, LIMITED TO WASTE RECEIVED FROM OFFSITE, 1993

MANAGEMENT METHOD	SYSTEM TYPE CODE	QUANTITY MANAGED (TONS)	PERCENTAGE OF QUANTITY	NUMBER OF FACILITIES	PERCENTAGE OF FACILITIES
SOLVENTS RECOVERY	M021-M029	2,042	6	3	33
OTHER RECOVERY	M031-M039	40	0	1	11
FUEL BLENDING	M061-----	18,014	57	5	56
AQUEOUS INORGANIC TREATMENT	M071-M079	75	0	1	11
STABILIZATION	M111-M119	423	1	1	11
OTHER TREATMENT	M121-M129	11,054	35	5	56
TOTAL		31,649	100	9	

20 MANAGEMENT METHOD, BY QUANTITY OF RCRA HAZARDOUS WASTE MANAGED, LIMITED TO WASTE RECEIVED FROM OFFSITE, 1993

MANAGEMENT METHOD	SYSTEM TYPE CODE	QUANTITY MANAGED (TONS)	PERCENTAGE OF QUANTITY	NUMBER OF FACILITIES	PERCENTAGE OF FACILITIES
FUEL BLENDING	M061-----	18,014	57	5	56
OTHER TREATMENT	M121-M129	11,054	35	5	56
SOLVENTS RECOVERY	M021-M029	2,042	6	3	33
STABILIZATION	M111-M119	423	1	1	11
AQUEOUS INORGANIC TREATMENT	M071-M079	75	0	1	11
OTHER RECOVERY	M031-M039	40	0	1	11
TOTAL		31,649	100	9	

NOTE: FACILITIES WITH ONLY STORAGE UNITS ARE EXCLUDED.
COLUMNS MAY NOT SUM DUE TO ROUNDING.
COLUMNS MAY NOT SUM TO TOTAL BECAUSE FACILITIES MAY HAVE MULTIPLE HANDLING METHODS.

GEORGIA

1993 WASTE RECEIPTS, CONTINUED

21 MANAGEMENT METHOD AND QUANTITY OF RCRA HAZARDOUS WASTE MANAGED, BY NUMBER OF FACILITIES, LIMITED TO WASTE RECEIVED FROM OFF SITE, 1993

MANAGEMENT METHOD	SYSTEM TYPE CODE	QUANTITY MANAGED (TONS)	PERCENTAGE OF QUANTITY	NUMBER OF FACILITIES	PERCENTAGE OF FACILITIES
FUEL BLENDING	M061-----	18,014	57	5	56
OTHER TREATMENT	M121-M129	11,054	35	5	56
SOLVENTS RECOVERY	M021-M029	2,042	6	3	33
OTHER RECOVERY	M031-M039	40	0	1	11
AQUEOUS INORGANIC TREATMENT	M071-M079	75	0	1	11
STABILIZATION	M111-M119	423	1	1	11
TOTAL		31,649	100	9	

NOTE: FACILITIES WITH ONLY STORAGE UNITS ARE EXCLUDED.
COLUMNS MAY NOT SUM DUE TO ROUNDING.
COLUMNS MAY NOT SUM TO TOTAL BECAUSE FACILITIES MAY HAVE MULTIPLE HANDLING METHODS.

GEORGIA

1993 IMPORTS AND EXPORTS

22	QUANTITY OF RCRA HAZARDOUS WASTE IMPORTED:	27,501	TONS
23	QUANTITY OF RCRA HAZARDOUS WASTE EXPORTED:	137,189	TONS

GUAM

1993 WASTE GENERATION

1 NUMBER OF RCRA LARGE QUANTITY GENERATORS (LQGS): 14

2 QUANITY OF RCRA HAZARDOUS WASTE GENERATED: 2,453 TONS

3 FIFTY LARGEST RCRA HAZARDOUS WASTE GENERATORS IN THE STATE, 1993

RANK	EPA ID	SITE NAME	CITY	TOTAL GENERATED (TONS)
1	GU7170027323	USNAVY NAVAL STATION	GUAM M.I.	2,038
2	GU5170022680	USNAVY NAVY PUBLIC WORKS CENTER	SUMAY	114
3	GU0170027320	USNAVAL AIR STATION AGANA	BARRIGADA	97
4	GU4170090027	USNAVY FLEET AND INDUSTRIAL SUPPLY CTR	SUMAY DR	91
5	GU6571999519	USAF ANDERSON AFB	YIGO	42
6	GU4170027334	USNAVY NAVAL SHIP REPAIR FACILITY	NAVAL STATION	40
7	GU4170090001	USNAVY PUBLIC WORKS CENTER	PITI	14
8	GU0170090021	NCTAMS WESTPAC	FPO AP	7
9	GU0170090013	USNAVY NAVAL MAGAZINE	FPO AP	5
10	GU9170090022	USNAVY NAVAL HOSPITAL COMPLEX	AGANA HEIGHTS	3
11	GUT000010000	SHELL AGAT TERMINAL	AGAT	3
12	GUD982469462	GUAM MEMORIAL HOSPITAL AUTHORITY	TAMUNING	1
13	GU400478655	BREWER ENVIRONMENTAL INDUSTRIES, INC.	HARMON	0
14	GU6170027316	USDLA DRMO	PSC 455, BOX 151	0
TOTAL				2,453

NOTE: STATE MAY HAVE FEWER THAN FIFTY GENERATORS.

GUAM

1993 WASTE GENERATION, CONTINUED

4 QUANTITIES OF WASTE GENERATED IN 1993 THAT WERE

- REPORTED WITH ONLY CHARACTERISTIC WASTE CODES
- REPORTED WITH ONLY LISTED WASTE CODES
- REPORTED WITH BOTH CHARACTERISTIC AND LISTED WASTE CODES

WASTE HAS ONLY CHARACTERISTIC CODES	TONS OF WASTE GENERATED	WASTE HAS ONLY LISTED CODES	TONS OF WASTE GENERATED	WASTE HAS BOTH CHARACTERISTIC AND LISTED CODES	TONS OF WASTE GENERATED
ONLY IGNITABLE	160	ONLY AN F CODE	54		
ONLY CORROSIVE	30	ONLY A K CODE	0		
ONLY REACTIVE	1	ONLY A P CODE	0		
ONLY D004-17	53	ONLY A U CODE	6		
ONLY D018-43	3				
HAS MORE THAN ONE CHARACTERISTIC CODE	2,095	HAS MORE THAN ONE LISTED CODE	0		
TOTAL	2,343	TOTAL	60	TOTAL CHAR. AND LISTED	49

5 QUANTITIES OF WASTE GENERATED IN 1993 THAT WERE MULTIPLY CODED

WASTE HAS ONLY CHARACTERISTIC CODES BUT MORE THAN ONE APPLIES	TONS OF WASTE GENERATED	ONLY LISTED CODES BUT HAS MORE THAN ONE	TONS OF WASTE GENERATED	BOTH CHAR. & LISTED CODES	TONS OF WASTE GENERATED
HAS IGNITABLE CODE	100			IGN. W/ AT LEAST 1 LSTD	30
HAS CORROSIVE CODE	1,999			CORR. W/ AT LEAST 1 LSTD	0
HAS REACTIVE CODE	5			REACT. W/ AT LEAST 1 LSTD	5
HAS D004-D017 CODE	2,075			D004-17 W/ AT LEAST 1 LSTD	36
HAS D018-D043 CODE	64			D018-43 W/ AT LEAST 1 LSTD	1
		HAS AN F CODE	0	F WASTE W/ AT LEAST 1 CHAR	38
		HAS A K CODE	0	K WASTE W/ AT LEAST 1 CHAR	0
		HAS A P CODE	0	P WASTE W/ AT LEAST 1 CHAR	5
		HAS A U CODE	0	U WASTE W/ AT LEAST 1 CHAR	6
TOTAL	2,095	TOTAL	0	TOTAL	49

NOTE: COLUMNS DO NOT SUM TO TOTAL BECAUSE A WASTE CODE MAY APPLY TO MORE THAN ONE WASTE.
MIXTURES WITH IGNITABLE, CORROSIVE, REACTIVE, D004-17, AND D018-43 CHARACTERISTIC CODES ALSO MAY CONTAIN OTHER CHARACTERISTIC WASTE CODES.
SIMILARLY, WASTES WITH F,K,P, AND U LISTED CODES MAY HAVE OTHER LISTED WASTE CODES.

GUAM

1993 WASTE MANAGEMENT

6 NUMBER OF RCRA TSD FACILITIES: 2

7 QUANTITY OF RCRA HAZARDOUS WASTE MANAGED: 0

TABLES 8, 9, 10, 11, AND 12 HAVE BEEN OMITTED FROM THIS REPORT BECAUSE THERE WERE NO FACILITIES IN GUAM THAT REPORTED MANAGING (TREATING OR DISPOSING) RCRA HAZARDOUS WASTE IN 1993. THE TSD FACILITIES DESCRIBED ABOVE MAY HAVE BEEN STORAGE-ONLY FACILITIES.

GUAM

1993 WASTE SHIPMENTS

13 NUMBER OF RCRA HAZARDOUS WASTE SHIPPERS: 12

14 QUANITIY OF RCRA HAZARDOUS WASTE SHIPPED: 2,938 TONS

15 FIFTY LARGEST RCRA HAZARDOUS WASTE SHIPPERS, 1993

RANK	EPA ID	SITE NAME	CITY	QUANTITY SHIPPED (TONS)
1	GU7170027323	USNAVY NAVAL STATION	GUAM M.I.	2,038
2	GU6170027316	USDLA DRMO	PSC 455, BOX 151	505
3	GU5170022680	USNAVY NAVY PUBLIC WORKS CENTER	SUMAY	114
4	GU4170090027	USNAVY FLEET AND INDUSTRIAL SUPPLY CTR	SUMAY DR	91
5	GU0170027320	USNAVAL AIR STATION AGANA	BARRIGADA	77
6	GU6571999519	USAF ANDERSON AFB	YIGO	46
7	GU4170027334	USNAVY NAVAL SHIP REPAIR FACILITY	NAVAL STATION	40
8	GU4170090001	USNAVY PUBLIC WORKS CENTER	PITI	14
9	GU0170090021	NCTAMS WESTPAC	FPO AP	6
10	GU0170090013	USNAVY NAVAL MAGAZINE	FPO AP	5
11	GU9170090022	USNAVY NAVAL HOSPITAL COMPLEX	AGANA HEIGHTS	3
12	GUT000010000	SHELL AGAT TERMINAL	AGAT	0
TOTAL				2,938

NOTES: COLUMNS MAY NOT SUM DUE TO ROUNDING.
STATE MAY HAVE FEWER THAN FIFTY SHIPPERS.

GUAM

1993 WASTE RECEIPTS

16 NUMBER OF RCRA HAZARDOUS WASTE RECEIVERS: 1

17 QUANITIY OF RCRA HAZARDOUS WASTE RECEIVED: 411 TONS

18 FIFTY LARGEST RCRA HAZARDOUS WASTE RECEIVERS, 1993

RANK	EPA ID	SITE NAME	CITY	QUANTITY RECEIVED (TONS)
1	GU6170027316	USDLA DRMO	PSC 455, BOX 151	411
TOTAL				411

NOTES: COLUMNS MAY NOT SUM DUE TO ROUNDING.
STATE MAY HAVE FEWER THAN FIFTY FACILITIES THAT RECEIVED WASTE.

TABLES 19, 20, AND 21 HAVE BEEN OMITTED FROM THIS REPORT BECAUSE THERE WERE NO FACILITIES IN GUAM THAT REPORTED MANAGING (TREATING OR DISPOSING) RCRA HAZARDOUS WASTE IN 1993 THAT WAS RECEIVED FROM OFF SITE. THE FACILITY DESCRIBED ABOVE MAY HAVE BEEN A STORAGE-ONLY FACILITY.

GUAM

1993 IMPORTS AND EXPORTS

22	QUANTITY OF RCRA HAZARDOUS WASTE IMPORTED:	1	TONS
23	QUANTITY OF RCRA HAZARDOUS WASTE EXPORTED:	505	TONS

HAWAII

1993 WASTE GENERATION

1 NUMBER OF RCRA LARGE QUANTITY GENERATORS (LQGS): 44

2 QUANITY OF RCRA HAZARDOUS WASTE GENERATED: 1,774 TONS

3 FIFTY LARGEST RCRA HAZARDOUS WASTE GENERATORS IN THE STATE, 1993

RANK	EPA ID	SITE NAME	CITY	TOTAL GENERATED (TONS)
1	HI1170024342	FLEET & INDUSTRIAL SUPPLY CENTER	PEARL HARBOR	460
2	HI2170024341	NAVAL STATION PEARL HARBOR	PEARL HARBOR	130
3	HID981164569	MIDPAC LUMBER CO	HONOLULU	130
4	HI6170022762	MARINE CORPS AIR STATION	KANEOHE MCAS	110
5	HI6170024339	PEARL HARBOR NAVAL SHIPYARD	PEARL HARBOR	107
6	HID980883185	HAWAII WOOD PRESERVING COMPANY	KAHULUI	91
7	HI9170090006	NAVAL MAGAZINE LUALUALEI-W LOCH BRNCH	EWA BEACH	90
8	HIT000603514	UNITEK ENVIRONMENTAL SERVICES INC	KAPOLEI	83
9	HI1170024326	NAS BARBERS POINT	BARBERS PT	73
10	HID056786395	BHP PETROLEUM AMERICAS REFINING	KAPOLEI	67
11	HID981990104	OAHU TRANSIT SERVICE	AIEA	49
12	HIT000615203	CHEVRON USA PROD CO HONOLULU TERMINAL	HONOLULU	43
13	HI3170024340	NAVAL SUBMARINE BASE PEARL HARBOR	PEARL HARBOR	38
14	HI6170024388	NCTAMS EASTPAC	WAHIAWA	34
15	HI6170024719	PACIFIC MISSILE RANGE FACILITY	KEKAHA	31
16	HI3210022239	U.S. ARMY SCHOFIELD BARRACKS	SCHOFIELD BARRACKS	28
17	HI3170090002	DEFENSE REUTILIZATION AND MARKETING OFFI	PEARL CITY	26
18	HID982487209	OAHU TRANSIT SERVICES	HONOLULU	20
19	HI8170090007	SIMA PEARL HARBOR	PEARL HARBOR	17
20	HI8170090015	US NAVY NAVAL MAGAZINE-LUALUALEI	WAIANAE	16
21	HI8570028722	HICKAM AIR FORCE BASE	HICKAM AFB	15
22	HI7214522214	KAPALAMA MILITARY RESERVATION	NOT GIVEN	14
23	HI1170024334	USNAVY PUBLIC WORKS CTR	PEARL HARBOR	10
24	HI0170090005	US NAVY PUBLIC WORKS CENTER	PEARL HARBOR	9
25	HID000631531	SHELL OIL CO-HILO PLANT	HILO	8
26	HIT160010005	CHEVRON USA PROD CO-HAWAII REFINERY	KAPOLEI	8
27	HI8690390036	COAST GUARD BASE HONOLULU	HONOLULU	8
28	HID984469064	ALOHA AIRLINES	HONOLULU	8
29	HID981652696	UNION OIL TERMINAL	HONOLULU	7
30	HID087190542	U OF HAWAII- MANOA CAMPUS	HONOLULU	7
31	HID981651698	PACIFIC MACHINERY	WAIPAHU	7
32	HIT000615336	CHEVRON U.S.A. PRODUCTS CO	KAHULUI	6
33	HIT000625442	REYNOLD'S METALS CO-HAWAII CAN PLNT	EWA BEACH	4
34	HI6214522207	FORT SHAFTER	FORT SHAFTER	4
35	HID981574809	STATE HIGHWAYS DIVISION	HILO	3
36	HIP400477841	BHP PETROLEUM AMERICAS TERMINALS INC	HONOLULU	3
37	HIT000615385	CHEVRON U.S.A. PRODUCTS CO	ELEELE	2
38	HI9210922241	TRIPLER ARMY MEDICAL CENTER	HONOLULU	2
39	HID982504706	INDUSTRIAL TECHNOLOGY	KAPOLEI	2
40	HI1170090004	US NAVY PUBLIC WORKS CENTER	BARBERS POINT	2
41	HIT000615260	CHEVRON U.S.A. PRODUCTS CO	HONOLULU	2
42	HID981171275	HAWAIIN CEMENT	KAPOLEI	1
43	HID000631655	SHELL OIL CO-HONOLULU PLANT	HONOLULU	1
44	HID981164254	WOOD PROTECTION CO	HILO	0
TOTAL				1,774

NOTE: STATE MAY HAVE FEWER THAN FIFTY GENERATORS.

HAWAII

1993 WASTE GENERATION, CONTINUED

4 QUANTITIES OF WASTE GENERATED IN 1993 THAT WERE

- REPORTED WITH ONLY CHARACTERISTIC WASTE CODES
- REPORTED WITH ONLY LISTED WASTE CODES
- REPORTED WITH BOTH CHARACTERISTIC AND LISTED WASTE CODES

WASTE HAS ONLY CHARACTERISTIC CODES	TONS OF WASTE GENERATED	WASTE HAS ONLY LISTED CODES	TONS OF WASTE GENERATED	WASTE HAS BOTH CHARACTERISTIC AND LISTED CODES	TONS OF WASTE GENERATED
ONLY IGNITABLE	94	ONLY AN F CODE	238		
ONLY CORROSIVE	71	ONLY A K CODE	16		
ONLY REACTIVE	7	ONLY A P CODE	433		
ONLY D004-17	203	ONLY A U CODE	3		
ONLY D018-43	62				
HAS MORE THAN ONE CHARACTERISTIC CODE	471	HAS MORE THAN ONE LISTED CODE	0		
TOTAL	909	TOTAL	691	TOTAL CHAR. AND LISTED	175

5 QUANTITIES OF WASTE GENERATED IN 1993 THAT WERE MULTIPLY CODED

WASTE HAS ONLY CHARACTERISTIC CODES BUT MORE THAN ONE APPLIES	TONS OF WASTE GENERATED	ONLY LISTED CODES BUT HAS MORE THAN ONE	TONS OF WASTE GENERATED	BOTH CHAR. & LISTED CODES	TONS OF WASTE GENERATED
HAS IGNITABLE CODE	401			IGN. W/ AT LEAST 1 LSTD	72
HAS CORROSIVE CODE	76			CORR. W/ AT LEAST 1 LSTD	3
HAS REACTIVE CODE	115			REACT. W/ AT LEAST 1 LSTD	1
HAS D004-D017 CODE	288			D004-17 W/ AT LEAST 1 LSTD	142
HAS D018-D043 CODE	222			D018-43 W/ AT LEAST 1 LSTD	34
		HAS AN F CODE	0	F WASTE W/ AT LEAST 1 CHAR	166
		HAS A K CODE	0	K WASTE W/ AT LEAST 1 CHAR	3
		HAS A P CODE	0	P WASTE W/ AT LEAST 1 CHAR	0
		HAS A U CODE	0	U WASTE W/ AT LEAST 1 CHAR	6
TOTAL	471	TOTAL	0	TOTAL	175

NOTE: COLUMNS DO NOT SUM TO TOTAL BECAUSE A WASTE CODE MAY APPLY TO MORE THAN ONE WASTE.
MIXTURES WITH IGNITABLE, CORROSIVE, REACTIVE, D004-17, AND D018-43 CHARACTERISTIC CODES ALSO MAY CONTAIN OTHER CHARACTERISTIC WASTE CODES.
SIMILARLY, WASTES WITH F,K,P, AND U LISTED CODES MAY HAVE OTHER LISTED WASTE CODES.

HAWAII

1993 WASTE MANAGEMENT

6 NUMBER OF RCRA TSD FACILITIES: 6

7 QUANITY OF RCRA HAZARDOUS WASTE MANAGED: 591 TONS

8 FIFTY LARGEST RCRA HAZARDOUS WASTE MANAGEMENT FACILITIES, 1993

RANK	EPAID	SITE NAME	CITY	TONS OF WASTE MANAGED
1	HIT000603514	UNITEK ENVIRONMENTAL SERVICES INC	KAPOLEI	591
TOTAL				591

NOTE: STATE MAY HAVE FEWER THAN FIFTY FACILITIES THAT MANAGED WASTES.
WASTE ONLY MANAGED BY STORAGE IS NOT INCLUDED.

HAWAII

1993 WASTE MANAGEMENT, CONTINUED

9 QUANTITY OF RCRA HAZARDOUS WASTE MANAGED BY MANAGEMENT METHOD, 1993

MANAGEMENT METHOD	SYSTEM TYPE CODE	QUANTITY MANAGED (TONS)	PERCENTAGE OF QUANTITY	NUMBER OF FACILITIES	PERCENTAGE OF FACILITIES
SOLVENTS RECOVERY	M021-M029	591	100	1	100
TOTAL		591	100	1	

10 MANAGEMENT METHOD, BY QUANTITY OF RCRA HAZARDOUS WASTE MANAGED, 1993

MANAGEMENT METHOD	SYSTEM TYPE CODE	QUANTITY MANAGED (TONS)	PERCENTAGE OF QUANTITY	NUMBER OF FACILITIES	PERCENTAGE OF FACILITIES
SOLVENTS RECOVERY	M021-M029	591	100	1	100
TOTAL		591	100	1	

NOTE: FACILITIES WITH ONLY STORAGE UNITS ARE EXCLUDED.
COLUMNS MAY NOT SUM DUE TO ROUNDING.
COLUMNS MAY NOT SUM TO TOTAL BECAUSE FACILITIES MAY HAVE MULTIPLE HANDLING METHODS.

HAWAII

1993 WASTE MANAGEMENT, CONTINUED

11 MANAGEMENT METHOD AND QUANTITY OF RCRA HAZARDOUS WASTE MANAGED BY NUMBER OF FACILITIES, 1993

MANAGEMENT METHOD	SYSTEM TYPE CODE	QUANTITY MANAGED (TONS)	PERCENTAGE OF QUANTITY	NUMBER OF FACILITIES	PERCENTAGE OF FACILITIES
SOLVENTS RECOVERY	M021-M029	591	100	1	100
TOTAL		591	100	1	

NOTE: FACILITIES WITH ONLY STORAGE UNITS ARE EXCLUDED.
COLUMNS MAY NOT SUM DUE TO ROUNDING.
COLUMNS MAY NOT SUM TO TOTAL BECAUSE FACILITIES MAY HAVE MULTIPLE HANDLING METHODS.

12 QUANTITY AND PERCENTAGE OF RCRA HAZARDOUS WASTEWATER AND NON-WASTEWATER MANAGED IN 1993

MANAGEMENT TYPE	TONS	PERCENTAGE
WASTEWATER	0	.0
NON-WASTEWATER	591	100.0
TOTAL	591	100.0

HAWAII

1993 WASTE SHIPMENTS

13 NUMBER OF RCRA HAZARDOUS WASTE SHIPPERS: 43

14 QUANITIY OF RCRA HAZARDOUS WASTE SHIPPED: 2,650 TONS

15 FIFTY LARGEST RCRA HAZARDOUS WASTE SHIPPERS, 1993

RANK	EPA ID	SITE NAME	CITY	QUANTITY SHIPPED (TONS)
1	HIT000603514	UNITEK ENVIRONMENTAL SERVICES INC	KAPOLEI	694
2	HI1170024342	FLEET & INDUSTRIAL SUPPLY CENTER	PEARL HARBOR	460
3	HI1170024334	USNAVY PUBLIC WORKS CTR	PEARL HARBOR	391
4	HI2170024341	NAVAL STATION PEARL HARBOR	PEARL HARBOR	130
5	HI6170024339	PEARL HARBOR NAVAL SHIPYARD	PEARL HARBOR	124
6	HI6170022762	MARINE CORPS AIR STATION	KANEOHE MCAS	109
7	HI9170090006	NAVAL MAGAZINE LUALUALEI-W LOCH BRNCH	EWA BEACH	100
8	HI3170090002	DEFENSE REUTILIZATION AND MARKETING OFFI	PEARL CITY	92
9	HID056786395	BHP PETROLEUM AMERICAS REFINING	KAPOLEI	73
10	HI1170024326	NAS BARBERS POINT	BARBERS PT	73
11	HID981990104	OAHU TRANSIT SERVICE	AIEA	49
12	HIT000615203	CHEVRON USA PROD CO HONOLULU TERMINAL	HONOLULU	43
13	HI3170024340	NAVAL SUBMARINE BASE PEARL HARBOR	PEARL HARBOR	38
14	HI6170024388	NCTAMS EASTPAC	WAHIAWA	34
15	HI6170024719	PACIFIC MISSILE RANGE FACILITY	KEKAHA	31
16	HI3210022239	U.S. ARMY SCHOFIELD BARRACKS	SCHOFIELD BARRACKS	28
17	HID982487209	OAHU TRANSIT SERVICES	HONOLULU	20
18	HI8570028722	HICKAM AIR FORCE BASE	HICKAM AFB	19
19	HI8170090007	SIMA PEARL HARBOR	PEARL HARBOR	17
20	HI8170090015	US NAVY NAVAL MAGAZINE-LUALUALEI	WAIANAE	16
21	HI7214522214	KAPALAMA MILITARY RESERVATION	NOT GIVEN	14
22	HI0170090005	US NAVY PUBLIC WORKS CENTER	PEARL HARBOR	9
23	HID000631531	SHELL OIL CO-HILO PLANT	HILO	8
24	HIT160010005	CHEVRON USA PROD CO-HAWAII REFINERY	KAPOLEI	8
25	HI8690390036	COAST GUARD BASE HONOLULU	HONOLULU	8
26	HID984469064	ALOHA AIRLINES	HONOLULU	8
27	HID981652696	UNION OIL TERMINAL	HONOLULU	7
28	HID087190542	U OF HAWAII- MANOA CAMPUS	HONOLULU	7
29	HID981651698	PACIFIC MACHINERY	WAIPAHU	7
30	HIT000615336	CHEVRON U.S.A. PRODUCTS CO	KAHULUI	6
31	HIT000625442	REYNOLD'S METALS CO-HAWAII CAN PLNT	EWA BEACH	4
32	HI6214522207	FORT SHAFTER	FORT SHAFTER	4
33	HID981574809	STATE HIGHWAYS DIVISION	HILO	3
34	HIP400477841	BHP PETROLEUM AMERICAS TERMINALS INC	HONOLULU	3
35	HIT000615385	CHEVRON U.S.A. PRODUCTS CO	ELEELE	2
36	HI9210922241	TRIPLER ARMY MEDICAL CENTER	HONOLULU	2
37	HID982504706	INDUSTRIAL TECHNOLOGY	KAPOLEI	2
38	HI1170090004	US NAVY PUBLIC WORKS CENTER	BARBERS POINT	2
39	HIT000615260	CHEVRON U.S.A. PRODUCTS CO	HONOLULU	2
40	HID980883185	HAWAII WOOD PRESERVING COMPANY	KAHULUI	1
41	HID981164569	MIDPAC LUMBER CO	HONOLULU	1
42	HID981171275	HAWAIIN CEMENT	KAPOLEI	1
43	HID000631655	SHELL OIL CO-HONOLULU PLANT	HONOLULU	1
TOTAL				2,650

NOTES: COLUMNS MAY NOT SUM DUE TO ROUNDING.
STATE MAY HAVE FEWER THAN FIFTY SHIPPERS.

HAWAII

1993 WASTE RECEIPTS

16 NUMBER OF RCRA HAZARDOUS WASTE RECEIVERS: 2

17 QUANITIY OF RCRA HAZARDOUS WASTE RECEIVED: 2,114 TONS

18 FIFTY LARGEST RCRA HAZARDOUS WASTE RECEIVERS, 1993

RANK	EPA ID	SITE NAME	CITY	QUANTITY RECEIVED (TONS)
1	HIT000603514	UNITEK ENVIRONMENTAL SERVICES INC	KAPOLEI	1,800
2	HI1170024334	USNAVY PUBLIC WORKS CTR	PEARL HARBOR	314
TOTAL				2,114

NOTES: COLUMNS MAY NOT SUM DUE TO ROUNDING.
STATE MAY HAVE FEWER THAN FIFTY FACILITIES THAT RECEIVED WASTE.

HAWAII

1993 WASTE RECEIPTS, CONTINUED

19 QUANTITY OF RCRA HAZARDOUS WASTE MANAGED, BY MANGEMENT METHOD,
LIMITED TO WASTE RECEIVED FROM OFFSITE, 1993

MANAGEMENT METHOD	SYSTEM TYPE CODE	QUANTITY MANAGED (TONS)	PERCENTAGE OF QUANTITY	NUMBER OF FACILITIES	PERCENTAGE OF FACILITIES
SOLVENTS RECOVERY	M021-M029	591	100	1	100
TOTAL		591	100	1	

20 MANAGEMENT METHOD, BY QUANTITY OF RCRA HAZARDOUS WASTE MANAGED,
LIMITED TO WASTE RECEIVED FROM OFFSITE, 1993

MANAGEMENT METHOD	SYSTEM TYPE CODE	QUANTITY MANAGED (TONS)	PERCENTAGE OF QUANTITY	NUMBER OF FACILITIES	PERCENTAGE OF FACILITIES
SOLVENTS RECOVERY	M021-M029	591	100	1	100
TOTAL		591	100	1	

NOTE: FACILITIES WITH ONLY STORAGE UNITS ARE EXCLUDED.
COLUMNS MAY NOT SUM DUE TO ROUNDING.
COLUMNS MAY NOT SUM TO TOTAL BECAUSE FACILITIES MAY HAVE MULTIPLE HANDLING METHODS.

HAWAII

1993 WASTE RECEIPTS, CONTINUED

21 MANAGEMENT METHOD AND QUANTITY OF RCRA HAZARDOUS WASTE MANAGED, BY NUMBER OF FACILITIES, LIMITED TO WASTE RECEIVED FROM OFF SITE, 1993

MANAGEMENT METHOD	SYSTEM TYPE CODE	QUANTITY MANAGED (TONS)	PERCENTAGE OF QUANTITY	NUMBER OF FACILITIES	PERCENTAGE OF FACILITIES
SOLVENTS RECOVERY	M021-M029	591	100	1	100
TOTAL		591	100	1	

NOTE: FACILITIES WITH ONLY STORAGE UNITS ARE EXCLUDED.
COLUMNS MAY NOT SUM DUE TO ROUNDING.
COLUMNS MAY NOT SUM TO TOTAL BECAUSE FACILITIES MAY HAVE MULTIPLE HANDLING METHODS.

HAWAII

1993 IMPORTS AND EXPORTS

22	QUANTITY OF RCRA HAZARDOUS WASTE IMPORTED:	983	TONS
23	QUANTITY OF RCRA HAZARDOUS WASTE EXPORTED:	2,089	TONS

IDAHO

1993 WASTE GENERATION

1 NUMBER OF RCRA LARGE QUANTITY GENERATORS (LQGS): 57

2 QUANITY OF RCRA HAZARDOUS WASTE GENERATED: 1,255,865 TONS

3 FIFTY LARGEST RCRA HAZARDOUS WASTE GENERATORS IN THE STATE, 1993

RANK	EPA ID	SITE NAME	CITY	TOTAL GENERATED (TONS)
1	IDD070929518	FMC CORP PHOSPHORUS CHEMICALS	POCATELLO	786,038
2	IDD009066481	BLOUNT INC CCI OPER	LEWISTON	454,664
3	IDD084612803	PUREGRO CO-MOSCOW UNIT #100	MOSCOW	7,600
4	ID4890008952	USDOE IDAHO NAT'L ENGINEERING LABORATORY	SCOVILLE	2,172
5	IDD984666669	BLOUNT INC SPEER OPERATION	LEWISTON	1,569
6	IDD000641944	BOISE TERMINAL &STATION-CHEVRON PIPELINE	BOISE	1,022
7	IDD073114654	ENVIROSAFE SERVICES OF IDAHO, INC	GRAND VIEW	734
8	IDD000641977	CHEVRON PIPELINE CO-POCATELLO TERMINAL	POCATELLO	607
9	IDD093120871	MICRON SEMICONDUCTOR, INC	BOISE	222
10	IDD053798104	AMERICAN MICROSYSTEMS INC	POCATELLO	219
11	IDD984669119	ENVIROSAFE SERVICES OF AMERICA INC	BOISE	102
12	IDD097762231	ZILOG INC	NAMPA	89
13	IDD984670067	VAN WATERS & ROGERS INC	BOISE	85
14	IDD984672352	GATE CITY STEEL KEY BANK	BOISE	79
15	IDD984669424	BLOUNT INC SOUTH PORT OPERATION	LEWISTON	70
16	ID3572124557	USAF MOUNTAIN HOME BASE	MOUNTAIN HOME	70
17	IDD075746271	UNIVERSITY OF IDAHO MOSCOW	MOSCOW	53
18	IDD980835995	ADVANCED INPUT DEVICES-PRIEST RIVER	PRIEST RIVER	50
19	IDD055030852	UNION PACIFIC RAILROAD CO-POCATELLO	POCATELLO	44
20	IDD063334122	WOODGRAIN MOULDINGS INC	FRUITLAND	40
21	ID0000036186	USDA FS THORN CK ADMIN SITE	MCCALL	39
22	IDD113391775	IDAHO CIRCUIT TECHNOLOGY	GLENNS FERRY	39
23	IDD984673251	IDAHO STATE OF DEPT OF LANDS SIMCO ROAD	BOISE	28
24	IDD990727471	HEWLETT-PACKARD COMPANY	BOISE	27
25	IDD984675587	UNION PACIFIC RAILROAD NAMPA 2	NAMPA	23
26	ID0122307614	USDA FHA GAMMETT FARM	MARSING	22
26	ID7122307617	USDA MCARTHUR FARM	HOMEDALE	22
28	ID0570025874	USAF IDAHO AIR NATIONAL GUARD	BOISE	18
29	IDD984674937	ADA COUNTY HWY DIST ANDERSON ST	BOISE	16
30	IDD980976831	MORRISON-KNUDSEN-BOISE IND COMPLEX	BOISE	14
31	IDD161812409	UNIVERSAL FROZEN FOODS	TWIN FALLS	12
32	IDD980988174	WESTERN STATES EQUIPMENT-POCATELLO	POCATELLO	10
33	IDD009062597	L D MCFARLAND COMPANY	SANDPOINT	8
34	IDD000602631	PACIFICORP	IDAHO FALLS	8
35	IDD081830994	MONSANTO-SODA SPRINGS PLANT	SODA SPRINGS	7
36	ID7180000120	GSA USPS BORAH POST OFFICE	BOISE	6
37	IDD984675124	IDAHO STATE DEPT OF AG JEROME CO	JEROME	5
38	ID4141100004	USDIO BLM MURTAUGH SANITARY LANDFILL	MURTAUGH	4
39	IDD984666370	ROGERS NK SEED CO	TWIN FALLS	4
40	IDD043345776	ASARCO INC-COEUR UNIT	OSBURN	4
41	ID0000033159	SCHNUERLE DRUM SITE	BONNERS FERRY	3
42	ID6890190089	USDOE-INEL RESEARCH CENTER IRG	IDAHO FALLS	3
43	IDD984675280	ADA COUNTY HWY DIST MERIDIAN RD	BOISE	2
44	IDD984674622	IDAHO STATE DEPT OF AG E ID ST FG	BLACKFOOT	2
45	IDD984674630	IDAHO STATE DEPT OF AG-GEM CO FG	EMMETT	2
46	IDD984675512	UTAH POWER & LIGHT LAVA HOT SPRINGS	LAVA HOT SPRINGS	2
47	IDD033939653	VIKING FREIGHT SYSTEM-BOISE	BOISE	2
48	IDD984669085	PRECO INC	BOISE	1
49	IDD000756874	CYPRUS THOMPSON CREEK PROJECT	CHALLIS	1
50	ID1122300089	USDA FS POWELL RANGER STATION	LOWELL	1
TOTAL				1,255,864

NOTE: STATE MAY HAVE FEWER THAN FIFTY GENERATORS.

IDAHO

1993 WASTE GENERATION, CONTINUED

4 QUANTITIES OF WASTE GENERATED IN 1993 THAT WERE

- REPORTED WITH ONLY CHARACTERISTIC WASTE CODES
- REPORTED WITH ONLY LISTED WASTE CODES
- REPORTED WITH BOTH CHARACTERISTIC AND LISTED WASTE CODES

WASTE HAS ONLY CHARACTERISTIC CODES	TONS OF WASTE GENERATED	WASTE HAS ONLY LISTED CODES	TONS OF WASTE GENERATED	WASTE HAS BOTH CHARACTERISTIC AND LISTED CODES	TONS OF WASTE GENERATED
ONLY IGNITABLE	34	ONLY AN F CODE	733		
ONLY CORROSIVE	97	ONLY A K CODE	24		
ONLY REACTIVE	13	ONLY A P CODE	7		
ONLY D004-17	1,143,653	ONLY A U CODE	16		
ONLY D018-43	1,745				
HAS MORE THAN ONE CHARACTERISTIC CODE	2,080	HAS MORE THAN ONE LISTED CODE	7,620		
TOTAL	1,147,622	TOTAL	8,399	TOTAL CHAR. AND LISTED	99,839

5 QUANTITIES OF WASTE GENERATED IN 1993 THAT WERE MULTIPLY CODED

WASTE HAS ONLY CHARACTERISTIC CODES BUT MORE THAN ONE APPLIES	TONS OF WASTE GENERATED	ONLY LISTED CODES BUT HAS MORE THAN ONE	TONS OF WASTE GENERATED	BOTH CHAR. & LISTED CODES	TONS OF WASTE GENERATED
HAS IGNITABLE CODE	202			IGN. W/ AT LEAST 1 LSTD	603
HAS CORROSIVE CODE	1,716			CORR. W/ AT LEAST 1 LSTD	42
HAS REACTIVE CODE	1			REACT. W/ AT LEAST 1 LSTD	0
HAS D004-D017 CODE	1,998			D004-17 W/ AT LEAST 1 LSTD	99,174
HAS D018-D043 CODE	340			D018-43 W/ AT LEAST 1 LSTD	444
		HAS AN F CODE	19	F WASTE W/ AT LEAST 1 CHAR	99,824
		HAS A K CODE	0	K WASTE W/ AT LEAST 1 CHAR	0
		HAS A P CODE	7,619	P WASTE W/ AT LEAST 1 CHAR	3
		HAS A U CODE	7,601	U WASTE W/ AT LEAST 1 CHAR	13
TOTAL	2,080	TOTAL	7,620	TOTAL	99,839

NOTE: COLUMNS DO NOT SUM TO TOTAL BECAUSE A WASTE CODE MAY APPLY TO MORE THAN ONE WASTE.
MIXTURES WITH IGNITABLE, CORROSIVE, REACTIVE, D004-17, AND D018-43 CHARACTERISTIC CODES ALSO MAY CONTAIN OTHER CHARACTERISTIC WASTE CODES.
SIMILARLY, WASTES WITH F,K,P, AND U LISTED CODES MAY HAVE OTHER LISTED WASTE CODES.

IDAHO

1993 WASTE MANAGEMENT

6 NUMBER OF RCRA TSD FACILITIES: 9

7 QUANITY OF RCRA HAZARDOUS WASTE MANAGED: 935,049 TONS

8 FIFTY LARGEST RCRA HAZARDOUS WASTE MANAGEMENT FACILITIES, 1993

RANK	EPAID	SITE NAME	CITY	TONS OF WASTE MANAGED
1	IDD009066481	BLOUNT INC CCI OPER	LEWISTON	454,266
2	IDD070929518	FMC CORP PHOSPHORUS CHEMICALS	POCATELLO	409,490
3	IDD073114654	ENVIROSAFE SERVICES OF IDAHO, INC	GRAND VIEW	69,858
4	ID4890008952	USDOE IDAHO NAT'L ENGINEERING LABORATORY	SCOVILLE	1,435
TOTAL				935,049

NOTE: STATE MAY HAVE FEWER THAN FIFTY FACILITIES THAT MANAGED WASTES.
WASTE ONLY MANAGED BY STORAGE IS NOT INCLUDED.

IDAHO

1993 WASTE MANAGEMENT, CONTINUED

9 QUANTITY OF RCRA HAZARDOUS WASTE MANAGED BY MANAGEMENT METHOD, 1993

MANAGEMENT METHOD	SYSTEM TYPE CODE	QUANTITY MANAGED (TONS)	PERCENTAGE OF QUANTITY	NUMBER OF FACILITIES	PERCENTAGE OF FACILITIES
METALS RECOVERY (FOR REUSE)	M011-M019	0	0	1	25
SOLVENTS RECOVERY	M021-M029	0	0	1	25
OTHER RECOVERY	M031-M039	1	0	1	25
FUEL BLENDING	M061-----	0	0	1	25
AQUEOUS INORGANIC TREATMENT	M071-M079	688,792	74	2	50
AQUEOUS ORGANIC TREATMENT	M081-M089	424	0	1	25
STABILIZATION	M111-M119	11,010	1	2	50
OTHER TREATMENT	M121-M129	1,670	0	2	50
LANDFILL	M132-DISP	58,423	6	1	25
SURFACE IMPOUNDMENT	M133-DISP	174,728	19	1	25
TOTAL		935,049	100	4	

10 MANAGEMENT METHOD, BY QUANTITY OF RCRA HAZARDOUS WASTE MANAGED, 1993

MANAGEMENT METHOD	SYSTEM TYPE CODE	QUANTITY MANAGED (TONS)	PERCENTAGE OF QUANTITY	NUMBER OF FACILITIES	PERCENTAGE OF FACILITIES
AQUEOUS INORGANIC TREATMENT	M071-M079	688,792	74	2	50
SURFACE IMPOUNDMENT	M133-DISP	174,728	19	1	25
LANDFILL	M132-DISP	58,423	6	1	25
STABILIZATION	M111-M119	11,010	1	2	50
OTHER TREATMENT	M121-M129	1,670	0	2	50
AQUEOUS ORGANIC TREATMENT	M081-M089	424	0	1	25
OTHER RECOVERY	M031-M039	1	0	1	25
SOLVENTS RECOVERY	M021-M029	0	0	1	25
METALS RECOVERY (FOR REUSE)	M011-M019	0	0	1	25
FUEL BLENDING	M061-----	0	0	1	25
TOTAL		935,049	100	4	

NOTE: FACILITIES WITH ONLY STORAGE UNITS ARE EXCLUDED.
COLUMNS MAY NOT SUM DUE TO ROUNDING.
COLUMNS MAY NOT SUM TO TOTAL BECAUSE FACILITIES MAY HAVE MULTIPLE HANDLING METHODS.

IDAHO

1993 WASTE MANAGEMENT, CONTINUED

11 MANAGEMENT METHOD AND QUANTITY OF RCRA HAZARDOUS WASTE MANAGED BY NUMBER OF FACILITIES, 1993

MANAGEMENT METHOD	SYSTEM TYPE CODE	QUANTITY MANAGED (TONS)	PERCENTAGE OF QUANTITY	NUMBER OF FACILITIES	PERCENTAGE OF FACILITIES
AQUEOUS INORGANIC TREATMENT	M071-M079	688,792	74	2	50
STABILIZATION	M111-M119	11,010	1	2	50
OTHER TREATMENT	M121-M129	1,670	0	2	50
METALS RECOVERY (FOR REUSE)	M011-M019	0	0	1	25
SOLVENTS RECOVERY	M021-M029	0	0	1	25
OTHER RECOVERY	M031-M039	1	0	1	25
FUEL BLENDING	M061-----	0	0	1	25
AQUEOUS ORGANIC TREATMENT	M081-M089	424	0	1	25
LANDFILL	M132-DISP	58,423	6	1	25
SURFACE IMPOUNDMENT	M133-DISP	174,728	19	1	25
TOTAL		935,049	100	4	

NOTE: FACILITIES WITH ONLY STORAGE UNITS ARE EXCLUDED.
COLUMNS MAY NOT SUM DUE TO ROUNDING.
COLUMNS MAY NOT SUM TO TOTAL BECAUSE FACILITIES MAY HAVE MULTIPLE HANDLING METHODS.

12 QUANTITY AND PERCENTAGE OF RCRA HAZARDOUS WASTEWATER AND NON-WASTEWATER MANAGED IN 1993

MANAGEMENT TYPE	TONS	PERCENTAGE
WASTEWATER	691,974	74.0
NON-WASTEWATER	243,075	26.0
TOTAL	935,049	100.0

IDAHO

1993 WASTE SHIPMENTS

13 NUMBER OF RCRA HAZARDOUS WASTE SHIPPERS: 55

14 QUANITIY OF RCRA HAZARDOUS WASTE SHIPPED: 12,307 TONS

15 FIFTY LARGEST RCRA HAZARDOUS WASTE SHIPPERS, 1993

RANK	EPA ID	SITE NAME	CITY	QUANTITY SHIPPED (TONS)
1	IDD084612803	PUREGRO CO-MOSCOW UNIT #100	MOSCOW	7,600
2	IDD984666669	BLOUNT INC SPEER OPERATION	LEWISTON	1,648
3	IDD984669119	ENVIROSAFE SERVICES OF AMERICA INC	BOISE	453
4	IDD009066481	BLOUNT INC CCI OPER	LEWISTON	434
5	IDD981770498	SAFETY-KLEEN CORP 1-183-08	BOISE	258
6	IDD070929518	FMC CORP PHOSPHORUS CHEMICALS	POCATELLO	243
7	IDD093120871	MICRON SEMICONDUCTOR, INC	BOISE	227
8	IDD053798104	AMERICAN MICROSYSTEMS INC	POCATELLO	219
9	IDD991281270	SAFETY-KLEEN CORP 1-183-28	POCATELLO	208
10	ID4890008952	USDOE IDAHO NAT'L ENGINEERING LABORATORY	SCOVILLE	113
11	IDD984670067	VAN WATERS & ROGERS INC	BOISE	85
12	IDD097762231	ZILOG INC	NAMPA	83
13	IDD984672352	GATE CITY STEEL KEY BANK	BOISE	79
14	IDD984669424	BLOUNT INC SOUTH PORT OPERATION	LEWISTON	70
15	ID3572124557	USAF MOUNTAIN HOME BASE	MOUNTAIN HOME	54
16	IDD980835995	ADVANCED INPUT DEVICES-PRIEST RIVER	PRIEST RIVER	53
17	IDD000712026	SAFETY-KLEEN CORP 1-183-08	BOISE	48
18	IDD055030852	UNION PACIFIC RAILROAD CO-POCATELLO	POCATELLO	44
19	IDD113391775	IDAHO CIRCUIT TECHNOLOGY	GLENNS FERRY	41
20	IDD063334122	WOODGRAIN MOULDINGS INC	FRUITLAND	40
21	ID0000036186	USDA FS THORN CK ADMIN SITE	MCCALL	39
22	IDD990727471	HEWLETT-PACKARD COMPANY	BOISE	26
23	IDD073114654	ENVIROSAFE SERVICES OF IDAHO, INC	GRAND VIEW	23
24	IDD984675587	UNION PACIFIC RAILROAD NAMPA 2	NAMPA	23
25	ID0122307614	USDA FHA GAMMETT FARM	MARSING	22
25	ID7122307617	USDA MCARTHUR FARM	HOMEDALE	22
27	ID0570025874	USAF IDAHO AIR NATIONAL GUARD	BOISE	18
28	IDD984674937	ADA COUNTY HWY DIST ANDERSON ST	BOISE	15
29	IDD081830994	MONSANTO-SODA SPRINGS PLANT	SODA SPRINGS	15
30	IDD980976831	MORRISON-KNUDSEN-BOISE IND COMPLEX	BOISE	13
31	IDD161812409	UNIVERSAL FROZEN FOODS	TWIN FALLS	12
32	IDD980988174	WESTERN STATES EQUIPMENT-POCATELLO	POCATELLO	10
33	IDD075746271	UNIVERSITY OF IDAHO MOSCOW	MOSCOW	9
34	IDD009062597	L D MCFARLAND COMPANY	SANDPOINT	8
35	IDD000602631	PACIFICORP	IDAHO FALLS	8
36	ID7180000120	GSA USPS BORAH POST OFFICE	BOISE	6
37	IDD984675124	IDAHO STATE DEPT OF AG JEROME CO	JEROME	5
38	ID4141100004	USDIO BLM MURTAUGH SANITARY LANDFILL	MURTAUGH	4
39	IDD984666370	ROGERS NK SEED CO	TWIN FALLS	4
40	IDD043345776	ASARCO INC-COEUR UNIT	OSBURN	4
41	ID0000033159	SCHNUERLE DRUM SITE	BONNERS FERRY	3
42	IDD000641944	BOISE TERMINAL &STATION-CHEVRON PIPELINE	BOISE	3
43	ID6890190089	USDOE-INEL RESEARCH CENTER IRG	IDAHO FALLS	2
44	IDD984675280	ADA COUNTY HWY DIST MERIDIAN RD	BOISE	2
45	IDD984674622	IDAHO STATE DEPT OF AG E ID ST FG	BLACKFOOT	2
46	IDD000641977	CHEVRON PIPELINE CO-POCATELLO TERMINAL	POCATELLO	2
47	IDD984675512	UTAH POWER & LIGHT LAVA HOT SPRINGS	LAVA HOT SPRINGS	2
48	IDD033939653	VIKING FREIGHT SYSTEM-BOISE	BOISE	2
49	IDD984674630	IDAHO STATE DEPT OF AG-GEM CO FG	EMMETT	1
50	IDD000756874	CYPRUS THOMPSON CREEK PROJECT	CHALLIS	1
TOTAL				12,306

NOTES: COLUMNS MAY NOT SUM DUE TO ROUNDING.
STATE MAY HAVE FEWER THAN FIFTY SHIPPERS.

IDAHO

1993 WASTE RECEIPTS

16 NUMBER OF RCRA HAZARDOUS WASTE RECEIVERS: 6

17 QUANITIY OF RCRA HAZARDOUS WASTE RECEIVED: 69,479 TONS

18 FIFTY LARGEST RCRA HAZARDOUS WASTE RECEIVERS, 1993

RANK	EPA ID	SITE NAME	CITY	QUANTITY RECEIVED (TONS)
1	IDD073114654	ENVIROSAFE SERVICES OF IDAHO, INC	GRAND VIEW	69,153
2	IDD981770498	SAFETY-KLEEN CORP 1-183-08	BOISE	238
3	IDD991281270	SAFETY-KLEEN CORP 1-183-28	POCATELLO	84
4	ID3572124557	USAF MOUNTAIN HOME BASE	MOUNTAIN HOME	3
5	IDD000712026	SAFETY-KLEEN CORP 1-183-08	BOISE	1
6	ID4890008952	USDOE IDAHO NAT'L ENGINEERING LABORATORY	SCOVILLE	0
TOTAL				69,479

NOTES: COLUMNS MAY NOT SUM DUE TO ROUNDING.
STATE MAY HAVE FEWER THAN FIFTY FACILITIES THAT RECEIVED WASTE.

IDAHO

1993 WASTE RECEIPTS, CONTINUED

19 QUANTITY OF RCRA HAZARDOUS WASTE MANAGED, BY MANGEMENT METHOD,
LIMITED TO WASTE RECEIVED FROM OFFSITE, 1993

MANAGEMENT METHOD	SYSTEM TYPE CODE	QUANTITY MANAGED (TONS)	PERCENTAGE OF QUANTITY	NUMBER OF FACILITIES	PERCENTAGE OF FACILITIES
STABILIZATION	M111-M119	10,740	16	1	100
LANDFILL	M132-DISP	58,413	84	1	100
TOTAL		69,153	100	1	

20 MANAGEMENT METHOD, BY QUANTITY OF RCRA HAZARDOUS WASTE MANAGED,
LIMITED TO WASTE RECEIVED FROM OFFSITE, 1993

MANAGEMENT METHOD	SYSTEM TYPE CODE	QUANTITY MANAGED (TONS)	PERCENTAGE OF QUANTITY	NUMBER OF FACILITIES	PERCENTAGE OF FACILITIES
LANDFILL	M132-DISP	58,413	84	1	100
STABILIZATION	M111-M119	10,740	16	1	100
TOTAL		69,153	100	1	

NOTE: FACILITIES WITH ONLY STORAGE UNITS ARE EXCLUDED.
COLUMNS MAY NOT SUM DUE TO ROUNDING.
COLUMNS MAY NOT SUM TO TOTAL BECAUSE FACILITIES MAY HAVE MULTIPLE HANDLING METHODS.

IDAHO

1993 WASTE RECEIPTS, CONTINUED

21 MANAGEMENT METHOD AND QUANTITY OF RCRA HAZARDOUS WASTE MANAGED, BY NUMBER OF FACILITIES, LIMITED TO WASTE RECEIVED FROM OFF SITE, 1993

MANAGEMENT METHOD	SYSTEM TYPE CODE	QUANTITY MANAGED (TONS)	PERCENTAGE OF QUANTITY	NUMBER OF FACILITIES	PERCENTAGE OF FACILITIES
STABILIZATION	M111-M119	10,740	16	1	100
LANDFILL	M132-DISP	58,413	84	1	100
TOTAL		69,153	100	1	

NOTE: FACILITIES WITH ONLY STORAGE UNITS ARE EXCLUDED.
COLUMNS MAY NOT SUM DUE TO ROUNDING.
COLUMNS MAY NOT SUM TO TOTAL BECAUSE FACILITIES MAY HAVE MULTIPLE HANDLING METHODS.

IDAHO

1993 IMPORTS AND EXPORTS

22	QUANTITY OF RCRA HAZARDOUS WASTE IMPORTED:	67,714	TONS
23	QUANTITY OF RCRA HAZARDOUS WASTE EXPORTED:	9,418	TONS

ILLINOIS

1993 WASTE GENERATION

1 NUMBER OF RCRA LARGE QUANTITY GENERATORS (LQGS): 1238

2 QUANITY OF RCRA HAZARDOUS WASTE GENERATED: 12,494,369 TONS

3 FIFTY LARGEST RCRA HAZARDOUS WASTE GENERATORS IN THE STATE, 1993

RANK	EPA ID	SITE NAME	CITY	TOTAL GENERATED (TONS)
1	ILD080012305	SHELL OIL CO	ROXANA	10,067,210
2	ILD042075333	CABOT CORPORATION	TUSCOLA	445,932
3	ILD005476882	MARATHON OIL CO	ROBINSON	356,297
4	ILD005172325	MODERN PLATING CORP-PLANT 2	FREEPORT	185,434
5	ILD006278170	ALLIED-SIGNAL INC	METROPOLIS	168,812
6	ILD000805812	PEORIA DISPOSAL CO INC	PEORIA	160,927
7	ILD079763140	MOTOROLA INC	SCHAUMBURG	114,204
8	ILD000805713	ILLINOIS POWER CO	BALDWIN	83,057
9	ILD984913244	AMOCO PETROLEUM ADDITIVES COMP	WOOD RIVER	76,360
10	ILT180013468	NORTHERN METAL FINISHING	ROCKFORD	74,638
11	ILD055409940	ABBOTT LABORATORIES	NORTH CHICAGO	61,500
12	ILD005263157	NORTHWESTERN STEEL & WIRE #2	STERLING	52,341
13	ILD005070537	CATERPILLAR INC	JOLIET	43,687
14	ILD041889023	CLARK OIL & REFINING CO	HARTFORD	37,719
15	ILD980613913	SAFETY KLEEN ENVIROSYSTEMS CO	DOLTON	36,676
16	ILD000781591	LTV STEEL CO	HENNEPIN	34,742
17	ILD098642424	TRADE WASTE INCINERATION INC	SAUGET	23,237
18	ILD005481627	JOHN DEERE HARVESTER WORKS	MOLINE	22,354
19	ILD001662816	AIRTEX PRODUCTS	FAIRFIELD	22,133
20	ILD010284248	CID RECYCLING & DISPOSAL FAC	CALUMET CITY	20,109
21	ILD006280606	LACLEDE STEEL CO	ALTON	16,739
22	ILD062330162	CBI SERVICES INC	BOURBONNAIS	13,894
23	ILD001899772	MICRO SWITCH PLANT 4	FREEPORT	11,608
24	ILD000714881	KEYSTONE STEEL & WIRE CO	BARTONVILLE	9,786
25	ILD980996862	BIRMINGHAM BOLT COMPANY INC	BOURBONNAIS	9,483
26	ILD064409683	PYLE NATIONAL CO	CHICAGO	9,482
27	ILD067989905	AVERY COMMERCIAL PRODUCTS	WAUKEGAN	9,007
28	ILD980999833	ROCKFORD WIRE TECHNOLOGY CORP	ROCKFORD	8,440
29	ILD074411745	LARAWAY RECYCLING & DISP FAC	ELWOOD	8,229
30	ILD087157251	ENVIRONMENTAL WASTE RESOURCES	COAL CITY	8,073
31	ILD984856583	UNION PACIFIC RAILROAD	JOPPA	7,954
32	ILD984780163	REPUBLIC ENGINEERED STEELS,INC	CHICAGO	7,666
33	ILD000814723	R R DONNELLEY & SONS CO	CHICAGO	6,907
34	ILD054236443	3-M COMPANY	CORDOVA	6,892
35	ILD050576537	NORTHWESTERN MUTUAL LIFE INSUR	NILES	6,829
36	ILD005083316	MCWHORTER INC	CARPENTERSVILLE	6,545
37	ILD000814624	EMULSION SYSTEMS OF ILLINOIS	LEMONT	6,217
38	ILD990817991	KOPPERS INDUSTRIES, INC.	GALESBURG	5,048
39	ILD000806075	ILLINOIS POWER CO	CLINTON	4,803
40	ILD981959794	BFI MODERN LANDFILL	BELLEVILLE	4,795
41	ILD005456439	SHERWIN WILLIAMS CO	CHICAGO	4,668
42	ILD066918327	CLAYTON CHEMICAL CO	SAUGET	4,666
43	ILD981196843	C P SYSTEMS INC	CHICAGO	4,067
44	ILD056623598	LTV STEEL-CHICAGO WKS	CHICAGO	3,403
45	ILD064403199	MOBIL OIL CORP	JOLIET	3,326
46	ILD005229448	MORTON INTERNATIONAL INC	LANSING	3,305
47	ILD005078126	USI DIV-TUSCOLA PLANT	TUSCOLA	3,065
48	ILT180019713	BARTLETT MFG CO INC	CARY	2,995
49	ILD070012265	EMPIRE GALVANIZING	FRANKLIN PARK	2,724
50	ILD005450697	SAFETY-KLEEN CORP	CHICAGO	2,578
TOTAL				12,290,562

NOTE: STATE MAY HAVE FEWER THAN FIFTY GENERATORS.

ILLINOIS

1993 WASTE GENERATION, CONTINUED

4 QUANTITIES OF WASTE GENERATED IN 1993 THAT WERE

- REPORTED WITH ONLY CHARACTERISTIC WASTE CODES
- REPORTED WITH ONLY LISTED WASTE CODES
- REPORTED WITH BOTH CHARACTERISTIC AND LISTED WASTE CODES

WASTE HAS ONLY CHARACTERISTIC CODES	TONS OF WASTE GENERATED	WASTE HAS ONLY LISTED CODES	TONS OF WASTE GENERATED	WASTE HAS BOTH CHARACTERISTIC AND LISTED CODES	TONS OF WASTE GENERATED
ONLY IGNITABLE	48,254	ONLY AN F CODE	252,289		
ONLY CORROSIVE	390,003	ONLY A K CODE	158,772		
ONLY REACTIVE	19,885	ONLY A P CODE	5,642		
ONLY D004-17	340,335	ONLY A U CODE	7,661		
ONLY D018-43	10,279,377				
HAS MORE THAN ONE CHARACTERISTIC CODE	204,202	HAS MORE THAN ONE LISTED CODE	3,071		
TOTAL	11,282,057	TOTAL	427,437	TOTAL CHAR. AND LISTED	784,224

5 QUANTITIES OF WASTE GENERATED IN 1993 THAT WERE MULTIPLY CODED

WASTE HAS ONLY CHARACTERISTIC CODES BUT MORE THAN ONE APPLIES	TONS OF WASTE GENERATED	ONLY LISTED CODES BUT HAS MORE THAN ONE	TONS OF WASTE GENERATED	BOTH CHAR. & LISTED CODES	TONS OF WASTE GENERATED
HAS IGNITABLE CODE	14,373			IGN. W/ AT LEAST 1 LSTD	109,350
HAS CORROSIVE CODE	179,378			CORR. W/ AT LEAST 1 LSTD	469,395
HAS REACTIVE CODE	8,249			REACT. W/ AT LEAST 1 LSTD	36,200
HAS D004-D017 CODE	191,471			D004-17 W/ AT LEAST 1 LSTD	222,859
HAS D018-D043 CODE	16,817			D018-43 W/ AT LEAST 1 LSTD	29,110
		HAS AN F CODE	2,962	F WASTE W/ AT LEAST 1 CHAR	765,016
		HAS A K CODE	2,261	K WASTE W/ AT LEAST 1 CHAR	18,390
		HAS A P CODE	149	P WASTE W/ AT LEAST 1 CHAR	7
		HAS A U CODE	774	U WASTE W/ AT LEAST 1 CHAR	1,472
TOTAL	204,202	TOTAL	3,071	TOTAL	784,224

NOTE: COLUMNS DO NOT SUM TO TOTAL BECAUSE A WASTE CODE MAY APPLY TO MORE THAN ONE WASTE.
MIXTURES WITH IGNITABLE, CORROSIVE, REACTIVE, D004-17, AND D018-43 CHARACTERISTIC CODES ALSO MAY CONTAIN OTHER CHARACTERISTIC WASTE CODES.
SIMILARLY, WASTES WITH F,K,P, AND U LISTED CODES MAY HAVE OTHER LISTED WASTE CODES.

ILLINOIS

1993 WASTE MANAGEMENT

6 NUMBER OF RCRA TSD FACILITIES: 134

7 QUANITY OF RCRA HAZARDOUS WASTE MANAGED: 11,446,050 TONS

8 FIFTY LARGEST RCRA HAZARDOUS WASTE MANAGEMENT FACILITIES, 1993

RANK	EPAID	SITE NAME	CITY	TONS OF WASTE MANAGED
1	ILD080012305	SHELL OIL CO	ROXANA	10,064,651
2	ILD005476882	MARATHON OIL CO	ROBINSON	351,199
3	ILD000805812	PEORIA DISPOSAL CO INC	PEORIA	265,908
4	ILD005172325	MODERN PLATING CORP-PLANT 2	FREEPORT	184,687
5	ILD010284248	CID RECYCLING & DISPOSAL FAC	CALUMET CITY	96,495
6	ILD980503106	AMOCO-RIVERFRONT PROPERTY	WOOD RIVER	79,568
7	ILD980613913	SAFETY KLEEN ENVIROSYSTEMS CO	DOLTON	74,591
8	ILD000666206	ENVIRITE CORP	HARVEY	70,905
9	ILD005263157	NORTHWESTERN STEEL & WIRE #2	STERLING	50,653
10	ILD000781591	LTV STEEL CO	HENNEPIN	34,742
11	ILD000608471	CLEAN HARBORS OF CHICAGO INC	CHICAGO	24,363
12	ILD062480850	PHIBRO-TECH INC	JOLIET	24,232
13	ILD098642424	TRADE WASTE INCINERATION INC	SAUGET	17,811
14	ILD087157251	ENVIRONMENTAL WASTE RESOURCES	COAL CITY	16,366
15	ILD066918327	CLAYTON CHEMICAL CO	SAUGET	16,161
16	ILD052664604	CATERPILLAR INC	EAST PEORIA	12,899
17	ILD001899772	MICRO SWITCH PLANT 4	FREEPORT	11,525
18	ILD085349264	HERITAGE ENVIRONMENTAL SERVICE	LEMONT	10,119
19	ILD990817991	KOPPERS INDUSTRIES, INC.	GALESBURG	9,426
20	ILD064418353	BEAVER OIL CO INC	HODGKINS	9,360
21	ILD005450697	SAFETY-KLEEN CORP	CHICAGO	7,926
22	ILD000806075	ILLINOIS POWER CO	CLINTON	4,796
23	ILD005083316	MCWHORTER INC	CARPENTERSVILLE	3,517
24	ILD006271696	OLIN CORP	EAST ALTON	1,928
25	ILD093154599	DOW CHEMICAL COMPANY	CHANNAHON	509
26	ILD984766279	RECONTEK INC	NEWMAN	352
27	ILD000675249	AMERICAN CHEMICAL & REFINING	VILLA PARK	288
28	ILD000802702	MONSANTO INDUSTRIAL CHEMICALS	SAUGET	174
29	ILD005087630	UNITED REFINING & SMELTING CO	FRANKLIN PARK	166
30	ILD079135133	GE CHEMICALS INC	OTTAWA	163
31	ILD005093109	A B DICK CO	NILES	111
32	ILD051937068	BARON BLAKESLEE	CICERO	102
33	ILD006280606	LACLEDE STEEL CO	ALTON	100
34	ILD000802801	OLIN CORP	MARION	58
35	ILD982624777	ENSIGN-BICFORD CO	WOLF LAKE	54
36	ILD000716894	AMERICAN WASTE PROCESSING LTD	MAYWOOD	54
37	ILD980679468	PENN ALUMINUM INTERNATIONAL	MURPHYSBORO	39
38	IL3890008946	ARGONNE NATIONAL LABORATORY	ARGONNE	33
39	ILD005238159	AUBREY MANUFACTURING INC	UNION	8
40	ILD041544081	UNIVERSITY OF ILLINOIS	URBANA	6
41	ILD054351770	STEPAN COMPANY	ELWOOD	5
42	IL3210020803	SAVANNA ARMY DEPOT ACTIVITY	SAVANNA	1
TOTAL				11,446,050

NOTE: STATE MAY HAVE FEWER THAN FIFTY FACILITIES THAT MANAGED WASTES.
WASTE ONLY MANAGED BY STORAGE IS NOT INCLUDED.

ILLINOIS

1993 WASTE MANAGEMENT, CONTINUED

9 QUANTITY OF RCRA HAZARDOUS WASTE MANAGED BY MANAGEMENT METHOD, 1993

MANAGEMENT METHOD	SYSTEM TYPE CODE	QUANTITY MANAGED (TONS)	PERCENTAGE OF QUANTITY	NUMBER OF FACILITIES	PERCENTAGE OF FACILITIES
METALS RECOVERY (FOR REUSE)	M011-M019	4,993	0	6	14
SOLVENTS RECOVERY	M021-M029	69,553	1	7	17
OTHER RECOVERY	M031-M039	4,717	0	2	5
INCINERATION	M041-M049	21,415	0	5	12
ENERGY RECOVERY (REUSE AS FUEL)	M051-M059	10,285	0	6	14
FUEL BLENDING	M061-----	68,247	1	6	14
AQUEOUS INORGANIC TREATMENT	M071-M079	378,926	3	9	21
AQUEOUS ORGANIC TREATMENT	M081-M089	10,216,759	89	5	12
AQUEOUS ORGANIC AND INORGANIC TREATMENT	M091-M099	4	0	1	2
STABILIZATION	M111-M119	149,560	1	5	12
OTHER TREATMENT	M121-M129	269,548	2	16	38
LAND TREATMENT / APPLICATION / FARMING	M131-DISP	51	0	1	2
LANDFILL	M132-DISP	137,682	1	2	5
SURFACE IMPOUNDMENT	M133-DISP	79,568	1	1	2
DEEPWELL / UNDERGROUND INJECTION	M134-DISP	34,742	0	1	2
TOTAL		11,446,050	100	42	

10 MANAGEMENT METHOD, BY QUANTITY OF RCRA HAZARDOUS WASTE MANAGED, 1993

MANAGEMENT METHOD	SYSTEM TYPE CODE	QUANTITY MANAGED (TONS)	PERCENTAGE OF QUANTITY	NUMBER OF FACILITIES	PERCENTAGE OF FACILITIES
AQUEOUS ORGANIC TREATMENT	M081-M089	10,216,759	89	5	12
AQUEOUS INORGANIC TREATMENT	M071-M079	378,926	3	9	21
OTHER TREATMENT	M121-M129	269,548	2	16	38
STABILIZATION	M111-M119	149,560	1	5	12
LANDFILL	M132-DISP	137,682	1	2	5
SURFACE IMPOUNDMENT	M133-DISP	79,568	1	1	2
SOLVENTS RECOVERY	M021-M029	69,553	1	7	17
FUEL BLENDING	M061-----	68,247	1	6	14
DEEPWELL / UNDERGROUND INJECTION	M134-DISP	34,742	0	1	2
INCINERATION	M041-M049	21,415	0	5	12
ENERGY RECOVERY (REUSE AS FUEL)	M051-M059	10,285	0	6	14
METALS RECOVERY (FOR REUSE)	M011-M019	4,993	0	6	14
OTHER RECOVERY	M031-M039	4,717	0	2	5
LAND TREATMENT / APPLICATION / FARMING	M131-DISP	51	0	1	2
AQUEOUS ORGANIC AND INORGANIC TREATMENT	M091-M099	4	0	1	2
TOTAL		11,446,050	100	42	

NOTE: FACILITIES WITH ONLY STORAGE UNITS ARE EXCLUDED.
COLUMNS MAY NOT SUM DUE TO ROUNDING.
COLUMNS MAY NOT SUM TO TOTAL BECAUSE FACILITIES MAY HAVE MULTIPLE HANDLING METHODS.

ILLINOIS

1993 WASTE MANAGEMENT, CONTINUED

11 MANAGEMENT METHOD AND QUANTITY OF RCRA HAZARDOUS WASTE MANAGED BY NUMBER OF FACILITIES, 1993

MANAGEMENT METHOD	SYSTEM TYPE CODE	QUANTITY MANAGED (TONS)	PERCENTAGE OF QUANTITY	NUMBER OF FACILITIES	PERCENTAGE OF FACILITIES
OTHER TREATMENT	M121-M129	269,548	2	16	38
AQUEOUS INORGANIC TREATMENT	M071-M079	378,926	3	9	21
SOLVENTS RECOVERY	M021-M029	69,553	1	7	17
METALS RECOVERY (FOR REUSE)	M011-M019	4,993	0	6	14
ENERGY RECOVERY (REUSE AS FUEL)	M051-M059	10,285	0	6	14
FUEL BLENDING	M061-----	68,247	1	6	14
INCINERATION	M041-M049	21,415	0	5	12
AQUEOUS ORGANIC TREATMENT	M081-M089	10,216,759	89	5	12
STABILIZATION	M111-M119	149,560	1	5	12
OTHER RECOVERY	M031-M039	4,717	0	2	5
LANDFILL	M132-DISP	137,682	1	2	5
AQUEOUS ORGANIC AND INORGANIC TREATMENT	M091-M099	4	0	1	2
LAND TREATMENT / APPLICATION / FARMING	M131-DISP	51	0	1	2
SURFACE IMPOUNDMENT	M133-DISP	79,568	1	1	2
DEEPWELL / UNDERGROUND INJECTION	M134-DISP	34,742	0	1	2
TOTAL		11,446,050	100	42	

NOTE: FACILITIES WITH ONLY STORAGE UNITS ARE EXCLUDED.
COLUMNS MAY NOT SUM DUE TO ROUNDING.
COLUMNS MAY NOT SUM TO TOTAL BECAUSE FACILITIES MAY HAVE MULTIPLE HANDLING METHODS.

12 QUANTITY AND PERCENTAGE OF RCRA HAZARDOUS WASTEWATER AND NON-WASTEWATER MANAGED IN 1993

MANAGEMENT TYPE	TONS	PERCENTAGE
WASTEWATER	10,909,517	95.3
NON-WASTEWATER	536,533	4.7
TOTAL	11,446,050	100.0

ILLINOIS

1993 WASTE SHIPMENTS

13 NUMBER OF RCRA HAZARDOUS WASTE SHIPPERS: 1229

14 QUANITIY OF RCRA HAZARDOUS WASTE SHIPPED: 497,798 TONS

15 FIFTY LARGEST RCRA HAZARDOUS WASTE SHIPPERS, 1993

RANK	EPA ID	SITE NAME	CITY	QUANTITY SHIPPED (TONS)
1	ILD980613913	SAFETY KLEEN ENVIROSYSTEMS CO	DOLTON	42,663
2	ILD041889023	CLARK OIL & REFINING CO	HARTFORD	37,719
3	ILD006280606	LACLEDE STEEL CO	ALTON	17,818
4	ILD055409940	ABBOTT LABORATORIES	NORTH CHICAGO	17,298
5	ILD062330162	CBI SERVICES INC	BOURBONNAIS	13,897
6	ILD085349264	HERITAGE ENVIRONMENTAL SERVICE	LEMONT	11,560
7	ILD980996862	BIRMINGHAM BOLT COMPANY INC	BOURBONNAIS	9,483
8	ILD000714881	KEYSTONE STEEL & WIRE CO	BARTONVILLE	8,922
9	ILD098642424	TRADE WASTE INCINERATION INC	SAUGET	8,685
10	ILD074411745	LARAWAY RECYCLING & DISP FAC	ELWOOD	8,229
11	ILD000608471	CLEAN HARBORS OF CHICAGO INC	CHICAGO	8,147
12	ILD087157251	ENVIRONMENTAL WASTE RESOURCES	COAL CITY	8,073
13	ILD984856583	UNION PACIFIC RAILROAD	JOPPA	7,954
14	ILD984780163	REPUBLIC ENGINEERED STEELS,INC	CHICAGO	7,666
15	ILD054236443	3-M COMPANY	CORDOVA	6,892
16	ILD050576537	NORTHWESTERN MUTUAL LIFE INSUR	NILES	6,829
17	ILD010284248	CID RECYCLING & DISPOSAL FAC	CALUMET CITY	6,713
18	ILD000805911	SAFETY-KLEEN CORP	ELGIN	6,697
19	ILD000814624	EMULSION SYSTEMS OF ILLINOIS	LEMONT	6,217
20	ILD066918327	CLAYTON CHEMICAL CO	SAUGET	5,312
21	ILD005476882	MARATHON OIL CO	ROBINSON	5,097
22	ILD981959794	BFI MODERN LANDFILL	BELLEVILLE	4,795
23	ILD005456439	SHERWIN WILLIAMS CO	CHICAGO	3,857
24	ILD980502744	LAIDLAW ENVIRTL SER OF ILLINOI	PECATONICA	3,732
25	ILD056623598	LTV STEEL-CHICAGO WKS	CHICAGO	3,403
26	ILD064403199	MOBIL OIL CORP	JOLIET	3,326
27	ILD005078126	USI DIV-TUSCOLA PLANT	TUSCOLA	3,065
28	ILD005083316	MCWHORTER INC	CARPENTERSVILLE	3,028
29	ILD980793020	NUTRASWEET INC	UNIVERSITY PARK	3,027
30	ILD070012265	EMPIRE GALVANIZING	FRANKLIN PARK	2,724
31	ILD005450697	SAFETY-KLEEN CORP	CHICAGO	2,609
32	ILD080012305	SHELL OIL CO	ROXANA	2,546
33	ILD000802702	MONSANTO INDUSTRIAL CHEMICALS	SAUGET	2,544
34	ILD046578241	WAYNE CIRCUITS INC	YORKVILLE	2,353
35	ILD049297765	ZENITH ELECTRONICS CORP	MELROSE PARK	2,280
36	ILD981192552	MUELLER CO	DECATUR	2,271
37	ILD112359799	DELTA AIR LINES	CHICAGO	2,252
38	ILD005473350	CRAWFORD LABORATORIES INC	CHICAGO	2,227
39	ILD057863847	ALLIED TUBE & CONDUIT CORP	HARVEY	2,191
40	ILD005082953	HAYDOCK CASTER COMPANY	NILES	2,184
41	ILD000802827	OUTBOARD MARINE CORP	WAUKEGAN	2,165
42	ILD984806448	BEECHER DEVELOPMENT	BEECHER	2,153
43	ILD981533193	ELECTRONIC SUPPORT SYSTEMS	WEST CHICAGO	2,124
44	ILD096787049	MORTON INTERNATIONAL	CHICAGO	2,087
45	ILD984767129	NATIONAL TECHNOLOGY INC	ELK GROVE VILLAGE	2,006
46	ILD051937852	MID-WEST COMPANY	CHICAGO HEIGHTS	1,979
47	ILP200001409	TARACORP CLEANUP - USEPA LEAD	GRANITE CITY	1,955
48	ILD981191190	TANK TRAILER CLEANING INC	EAST ST LOUIS	1,830
49	ILD065873630	AUSTEEL LEMONT CO INC	LEMONT	1,823
50	ILD005215116	PAMARCO INC	BATAVIA	1,805
TOTAL				326,211

NOTES: COLUMNS MAY NOT SUM DUE TO ROUNDING.
STATE MAY HAVE FEWER THAN FIFTY SHIPPERS.

ILLINOIS

1993 WASTE RECEIPTS

16 NUMBER OF RCRA HAZARDOUS WASTE RECEIVERS: 29

17 QUANITIY OF RCRA HAZARDOUS WASTE RECEIVED: 468,791 TONS

18 FIFTY LARGEST RCRA HAZARDOUS WASTE RECEIVERS, 1993

RANK	EPA ID	SITE NAME	CITY	QUANTITY RECEIVED (TONS)
1	ILD000805812	PEORIA DISPOSAL CO INC	PEORIA	100,670
2	ILD010284248	CID RECYCLING & DISPOSAL FAC	CALUMET CITY	83,160
3	ILD980613913	SAFETY KLEEN ENVIROSYSTEMS CO	DOLTON	78,429
4	ILD000666206	ENVIRITE CORP	HARVEY	70,258
5	ILD000608471	CLEAN HARBORS OF CHICAGO INC	CHICAGO	32,166
6	ILD062480850	PHIBRO-TECH INC	JOLIET	24,232
7	ILD098642424	TRADE WASTE INCINERATION INC	SAUGET	17,746
8	ILD085349264	HERITAGE ENVIRONMENTAL SERVICE	LEMONT	11,933
9	ILD066918327	CLAYTON CHEMICAL CO	SAUGET	9,565
10	ILD064418353	BEAVER OIL CO INC	HODGKINS	9,360
11	ILD980502744	LAIDLAW ENVIRTL SER OF ILLINOI	PECATONICA	9,275
12	ILD087157251	ENVIRONMENTAL WASTE RESOURCES	COAL CITY	8,294
13	ILD005450697	SAFETY-KLEEN CORP	CHICAGO	7,926
14	ILD000665869	SAFETY KLEEN CORP	FRANKLIN PARK	1,316
15	ILD981097819	SAFETY-KLEEN CORP	CASEYVILLE	1,184
16	ILD981088388	SAFETY-KLEEN CORP	URBANA	723
17	ILD074424938	DETREX CORP-SOLVENT & ENVR SVC	MELROSE PARK	602
18	ILD000665851	SAFETY-KLEEN CORP	MOKENA	596
19	ILD984766279	RECONTEK INC	NEWMAN	352
20	ILD000716894	AMERICAN WASTE PROCESSING LTD	MAYWOOD	291
21	ILD000675249	AMERICAN CHEMICAL & REFINING	VILLA PARK	180
22	ILD005087630	UNITED REFINING & SMELTING CO	FRANKLIN PARK	170
23	ILD055409940	ABBOTT LABORATORIES	NORTH CHICAGO	107
24	ILD051937068	BARON BLAKESLEE	CICERO	102
25	ILD000802801	OLIN CORP	MARION	58
26	ILD001899772	MICRO SWITCH PLANT 4	FREEPORT	56
27	ILD054348172	MECH-TRONICS CORP	MELROSE PARK	31
28	IL8143609487	OLIN CORP - AREA 13	MARION	11
29	ILD006271696	OLIN CORP	EAST ALTON	0
TOTAL				468,791

NOTES: COLUMNS MAY NOT SUM DUE TO ROUNDING.
STATE MAY HAVE FEWER THAN FIFTY FACILITIES THAT RECEIVED WASTE.

ILLINOIS

1993 WASTE RECEIPTS, CONTINUED

19 QUANTITY OF RCRA HAZARDOUS WASTE MANAGED, BY MANGEMENT METHOD, LIMITED TO WASTE RECEIVED FROM OFFSITE, 1993

MANAGEMENT METHOD	SYSTEM TYPE CODE	QUANTITY MANAGED (TONS)	PERCENTAGE OF QUANTITY	NUMBER OF FACILITIES	PERCENTAGE OF FACILITIES
METALS RECOVERY (FOR REUSE)	M011-M019	664	0	3	16
SOLVENTS RECOVERY	M021-M029	53,835	12	4	21
INCINERATION	M041-M049	17,758	4	3	16
ENERGY RECOVERY (REUSE AS FUEL)	M051-M059	4,109	1	2	11
FUEL BLENDING	M061-----	55,985	13	6	32
AQUEOUS INORGANIC TREATMENT	M071-M079	84,840	19	6	32
AQUEOUS ORGANIC TREATMENT	M081-M089	18,284	4	2	11
AQUEOUS ORGANIC AND INORGANIC TREATMENT	M091-M099	4	0	1	5
STABILIZATION	M111-M119	100,675	23	2	11
OTHER TREATMENT	M121-M129	34,371	8	6	32
LANDFILL	M132-DISP	70,175	16	2	11
TOTAL		440,701	100	19	

20 MANAGEMENT METHOD, BY QUANTITY OF RCRA HAZARDOUS WASTE MANAGED, LIMITED TO WASTE RECEIVED FROM OFFSITE, 1993

MANAGEMENT METHOD	SYSTEM TYPE CODE	QUANTITY MANAGED (TONS)	PERCENTAGE OF QUANTITY	NUMBER OF FACILITIES	PERCENTAGE OF FACILITIES
STABILIZATION	M111-M119	100,675	23	2	11
AQUEOUS INORGANIC TREATMENT	M071-M079	84,840	19	6	32
LANDFILL	M132-DISP	70,175	16	2	11
FUEL BLENDING	M061-----	55,985	13	6	32
SOLVENTS RECOVERY	M021-M029	53,835	12	4	21
OTHER TREATMENT	M121-M129	34,371	8	6	32
AQUEOUS ORGANIC TREATMENT	M081-M089	18,284	4	2	11
INCINERATION	M041-M049	17,758	4	3	16
ENERGY RECOVERY (REUSE AS FUEL)	M051-M059	4,109	1	2	11
METALS RECOVERY (FOR REUSE)	M011-M019	664	0	3	16
AQUEOUS ORGANIC AND INORGANIC TREATMENT	M091-M099	4	0	1	5
TOTAL		440,701	100	19	

NOTE: FACILITIES WITH ONLY STORAGE UNITS ARE EXCLUDED.
COLUMNS MAY NOT SUM DUE TO ROUNDING.
COLUMNS MAY NOT SUM TO TOTAL BECAUSE FACILITIES MAY HAVE MULTIPLE HANDLING METHODS.

ILLINOIS

1993 WASTE RECEIPTS, CONTINUED

21 MANAGEMENT METHOD AND QUANTITY OF RCRA HAZARDOUS WASTE MANAGED, BY NUMBER OF FACILITIES, LIMITED TO WASTE RECEIVED FROM OFF SITE, 1993

MANAGEMENT METHOD	SYSTEM TYPE CODE	QUANTITY MANAGED (TONS)	PERCENTAGE OF QUANTITY	NUMBER OF FACILITIES	PERCENTAGE OF FACILITIES
FUEL BLENDING	M061-----	55,985	13	6	32
AQUEOUS INORGANIC TREATMENT	M071-M079	84,840	19	6	32
OTHER TREATMENT	M121-M129	34,371	8	6	32
SOLVENTS RECOVERY	M021-M029	53,835	12	4	21
METALS RECOVERY (FOR REUSE)	M011-M019	664	0	3	16
INCINERATION	M041-M049	17,758	4	3	16
ENERGY RECOVERY (REUSE AS FUEL)	M051-M059	4,109	1	2	11
AQUEOUS ORGANIC TREATMENT	M081-M089	18,284	4	2	11
STABILIZATION	M111-M119	100,675	23	2	11
LANDFILL	M132-DISP	70,175	16	2	11
AQUEOUS ORGANIC AND INORGANIC TREATMENT	M091-M099	4	0	1	5
TOTAL		440,701	100	19	

NOTE: FACILITIES WITH ONLY STORAGE UNITS ARE EXCLUDED.
COLUMNS MAY NOT SUM DUE TO ROUNDING.
COLUMNS MAY NOT SUM TO TOTAL BECAUSE FACILITIES MAY HAVE MULTIPLE HANDLING METHODS.

ILLINOIS

1993 IMPORTS AND EXPORTS

22	QUANTITY OF RCRA HAZARDOUS WASTE IMPORTED:	209,106 TONS
23	QUANTITY OF RCRA HAZARDOUS WASTE EXPORTED:	263,510 TONS

INDIANA

1993 WASTE GENERATION

1 NUMBER OF RCRA LARGE QUANTITY GENERATORS (LQGS): 683

2 QUANITY OF RCRA HAZARDOUS WASTE GENERATED: 1,751,572 TONS

3 FIFTY LARGEST RCRA HAZARDOUS WASTE GENERATORS IN THE STATE, 1993

RANK	EPA ID	SITE NAME	CITY	TOTAL GENERATED (TONS)
1	IND003913423	BETHLEHEM STEEL CORPORATION	CHESTERTON	584,042
2	IND006068050	DELCO ELECTRONICS CORPORATION PLANT1	KOKOMO	268,162
3	IND072040348	ELI LILLY & CO-CLINTON LABS	CLINTON	95,153
4	IND006050967	ELI LILLY & CO-TIPPECANOE	SHADELAND	86,224
5	IND093219012	HERITAGE ENVIRONMENTAL SERVICES, INC	INDIANAPOLIS	78,308
6	IND006376362	GENERAL ELECTRIC PLASTICS CO	MT VERNON	75,195
7	IND005462601	LTV STEEL COMPANY	EAST CHICAGO	70,535
8	IND081523284	TEXTRON INC./RANDALL DIVISION	MORRISTOWN	61,263
9	IND016584641	MIDWEST STEEL DIVISION	PORTAGE	56,409
10	IND000717959	GENERAL BATTTERY/EXIDE CORPORATION	MUNCIE	51,361
11	IND181157009	NUCOR STEEL	CRAWFORDSVILLE	34,642
12	IND078911146	CHEMICAL WASTE MANAGEMENT OF INDIANA INC	FORT WAYNE	24,345
13	IND980590947	INDUSTRIAL FUELS & RESOURCES, INC	SOUTH BEND	19,764
14	IND000810861	AMOCO OIL CO. - LAKEFRONT	WHITING	19,738
15	IND984866541	HYDRITE CHEMICAL CO	TERRE HAUTE	14,526
16	IND006048417	ELI LILLY & CO - KY AVE	INDIANAPOLIS	14,336
17	IND984891374	WORTHINGTON STEEL	PORTER	12,118
18	IND000806935	ELI LILLY & CO	INDIANAPOLIS	11,471
19	IND006366819	ALCOA- WARRICK OPERATIONS	NEWBURGH	10,940
20	IND000807107	REILLY INDUSTRIES, INC.	INDIANAPOLIS	8,575
21	IND006417620	THOMSON CONSUMER ELECTRONICS	MARION	8,272
22	IND000780403	RECLAIMED ENERGY CO INC	CONNERSVILLE	6,929
23	IND057389710	ENAMEL PRODUCTS AND PLATING CO.	PORTAGE	6,877
24	IND087032611	CHRYSLER CORP.	INDIANAPOLIS	6,510
25	IND006419212	LONESTAR INDUSTRIES INC.	GREENCASTLE	4,787
26	IND980501936	HERMASEAL CO.	ELKHART	4,333
27	IND000718130	REFINED METALS CORPORATION	INDIANAPOLIS	4,207
28	IND046103222	THOMSON CONSUMER ELECTRONICS	GAS CITY	4,164
29	IND052959525	GRIPCO FASTNER DIVISION BLAK&DECKER	MONTPELIER	4,011
30	IND000806836	ALLISON ENGINE CO. INC.	INDIANAPOLIS	3,593
31	IND980503890	HERITAGE ENVIROMENTAL SERVICES, INC.	ROACHDALE	3,214
32	IND006417430	MARATHON OIL COMPANY	INDIANAPOLIS	3,172
33	IND980700801	GMC-INLAND FISHER GUIDE	ANDERSON	2,803
34	IND005444062	U. S. STEEL - GARY WORKS	GARY	2,463
35	IND980702492	AURORA CASKET CO., INC.	AURORA	2,313
36	IND984894287	I/N KOTE	NEW CARLISLE	2,164
37	IND001647460	EXIDE CORP	FRANKFORT	2,126
38	IND006040117	LILLY INDUSTRIES	INDIANAPOLIS	1,957
39	IND041855776	INDIANA STEEL & WIRE	MUNCIE	1,868
40	IND006932305	THOMSON CONSUMER ELECTRONICS	INDIANAPOLIS	1,798
41	IND980503825	DELCO REMY DIVISION, GMC	ANDERSON	1,755
42	IND005146683	THE FORD METER BOX CO., INC.	WABASH	1,725
43	IND005212808	GREAT LAKES CHEMICAL CORPORATION	WEST LAFAYETTE	1,705
44	IND005460209	MASON CORPORATION	SCHERERVILLE	1,684
45	IND984897231	MAGNETICS INT'L, INC.	BURNS HARBOR	1,653
46	IND082071234	KEIL CHEMICAL DIVISON/FERRO CORPORATION	HAMMOND	1,534
47	IND093220861	AVESTA SHEFFIELD PLATE, INC.	NEW CASTLE	1,534
48	IND000806927	ELI LILLY & CO-MC BIOCHEM MFG	INDIANAPOLIS	1,452
49	IND980681449	BOEHRINGER MANNHEIM CORP.	INDIANAPOLIS	1,429
50	IND098138936	DELTA FAUCET COMPANY	GREENSBURG	1,229
TOTAL				1,690,369

NOTE: STATE MAY HAVE FEWER THAN FIFTY GENERATORS.

INDIANA

1993 WASTE GENERATION, CONTINUED

4 QUANTITIES OF WASTE GENERATED IN 1993 THAT WERE

- REPORTED WITH ONLY CHARACTERISTIC WASTE CODES
- REPORTED WITH ONLY LISTED WASTE CODES
- REPORTED WITH BOTH CHARACTERISTIC AND LISTED WASTE CODES

WASTE HAS ONLY CHARACTERISTIC CODES	TONS OF WASTE GENERATED	WASTE HAS ONLY LISTED CODES	TONS OF WASTE GENERATED	WASTE HAS BOTH CHARACTERISTIC AND LISTED CODES	TONS OF WASTE GENERATED
ONLY IGNITABLE	28,623	ONLY AN F CODE	118,810		
ONLY CORROSIVE	52,572	ONLY A K CODE	68,393		
ONLY REACTIVE	83	ONLY A P CODE	11		
ONLY D004-17	420,694	ONLY A U CODE	664		
ONLY D018-43	172,826				
HAS MORE THAN ONE CHARACTERISTIC CODE	389,336	HAS MORE THAN ONE LISTED CODE	97,545		
TOTAL	1,064,134	TOTAL	285,422	TOTAL CHAR. AND LISTED	401,913

5 QUANTITIES OF WASTE GENERATED IN 1993 THAT WERE MULTIPLY CODED

WASTE HAS ONLY CHARACTERISTIC CODES BUT MORE THAN ONE APPLIES	TONS OF WASTE GENERATED	ONLY LISTED CODES BUT HAS MORE THAN ONE	TONS OF WASTE GENERATED	BOTH CHAR. & LISTED CODES	TONS OF WASTE GENERATED
HAS IGNITABLE CODE	4,382			IGN. W/ AT LEAST 1 LSTD	156,088
HAS CORROSIVE CODE	14,139			CORR. W/ AT LEAST 1 LSTD	124,146
HAS REACTIVE CODE	404			REACT. W/ AT LEAST 1 LSTD	139
HAS D004-D017 CODE	385,372			D004-17 W/ AT LEAST 1 LSTD	58,633
HAS D018-D043 CODE	375,505			D018-43 W/ AT LEAST 1 LSTD	132,453
		HAS AN F CODE	97,544	F WASTE W/ AT LEAST 1 CHAR	183,388
		HAS A K CODE	96,467	K WASTE W/ AT LEAST 1 CHAR	219,571
		HAS A P CODE	78,301	P WASTE W/ AT LEAST 1 CHAR	28
		HAS A U CODE	79,327	U WASTE W/ AT LEAST 1 CHAR	245
TOTAL	389,336	TOTAL	97,545	TOTAL	401,913

NOTE: COLUMNS DO NOT SUM TO TOTAL BECAUSE A WASTE CODE MAY APPLY TO MORE THAN ONE WASTE.
MIXTURES WITH IGNITABLE, CORROSIVE, REACTIVE, D004-17, AND D018-43 CHARACTERISTIC CODES ALSO MAY CONTAIN OTHER CHARACTERISTIC WASTE CODES.
SIMILARLY, WASTES WITH F,K,P, AND U LISTED CODES MAY HAVE OTHER LISTED WASTE CODES.

INDIANA

1993 WASTE MANAGEMENT

6 NUMBER OF RCRA TSD FACILITIES: 103

7 QUANITY OF RCRA HAZARDOUS WASTE MANAGED: 1,972,197 TONS

8 FIFTY LARGEST RCRA HAZARDOUS WASTE MANAGEMENT FACILITIES, 1993

RANK	EPAID	SITE NAME	CITY	TONS OF WASTE MANAGED
1	IND003913423	BETHLEHEM STEEL CORPORATION	CHESTERTON	582,206
2	IND006068050	DELCO ELECTRONICS CORPORATION PLANT1	KOKOMO	264,178
3	IND000199653	QUEMETCO, INC.	INDIANAPOLIS	148,548
4	IND078911146	CHEMICAL WASTE MANAGEMENT OF INDIANA INC	FORT WAYNE	120,697
5	IND006419212	LONESTAR INDUSTRIES INC.	GREENCASTLE	111,626
6	IND072040348	ELI LILLY & CO-CLINTON LABS	CLINTON	110,221
7	IND006050967	ELI LILLY & CO-TIPPECANOE	SHADELAND	97,060
8	IND093219012	HERITAGE ENVIRONMENTAL SERVICES, INC	INDIANAPOLIS	86,710
9	IND980503890	HERITAGE ENVIROMENTAL SERVICES, INC.	ROACHDALE	78,274
10	IND005081542	ESSROC MATERIALS, INC	LOGANSPORT	76,132
11	IND006376362	GENERAL ELECTRIC PLASTICS CO	MT VERNON	64,685
12	IND980590947	INDUSTRIAL FUELS & RESOURCES, INC	SOUTH BEND	51,306
13	IND016584641	MIDWEST STEEL DIVISION	PORTAGE	51,208
14	IND000717959	GENERAL BATTTERY/EXIDE CORPORATION	MUNCIE	48,145
15	IND000810861	AMOCO OIL CO. - LAKEFRONT	WHITING	16,740
16	IND000646943	POLLUTION CONTROL INDUSTRIES OF INDIANA	EAST CHICAGO	16,740
17	IND001859032	RHONE-POULENC BASIC CHEMICALS CO	HAMMOND	14,615
18	IND000780403	RECLAIMED ENERGY CO INC	CONNERSVILLE	12,207
19	IND000807107	REILLY INDUSTRIES, INC.	INDIANAPOLIS	9,444
20	IND984866541	HYDRITE CHEMICAL CO	TERRE HAUTE	4,711
21	IND077042034	SAFETY-KLEEN OIL RECOVERY CO.	EAST CHICAGO	2,050
22	IND098958283	CONSOLIDATED RECYCLING COMPANY INCORP	TROY	1,913
23	IND005146683	THE FORD METER BOX CO., INC.	WABASH	1,721
24	IND085616837	DETREX CORPORATION,SOLVENTS & ENV SERVIC	INDIANAPOLIS	647
25	IND980680094	BAYCOTE METAL FINISHING, INC.	MISHAWAKA	166
26	IND984891994	BOLIDEN METECH, INC	SOUTH BEND	70
27	IND016477036	CTS CORP. MICROELECTRONIC	WEST LAFAYETTE	52
28	IND981093859	20TH CENTURY FIBERGLASS INC	ELKHART	30
29	IND000815423	INDIANA UNIVERSITY SHOWERS WAREHOUSE	BLOOMINGTON	26
30	IND064717291	RANCH FIBERGLAS, INC.	ELKHART	22
31	IN9210020443	US ARMY IND ARMY AMMO PLT.	CHARLESTOWN	15
32	IN5210020454	U.S. ARMY JEFFERSON PROVING GROUND	MADSION	9
33	IND980503825	DELCO REMY DIVISION, GMC	ANDERSON	6
34	IND056041213	LEER MIDWEST	ELKHART	5
35	IND006418263	FIRESTONE INDUSTRIAL DIV.BRIDGESTONE	NOBLESVILLE	4
36	IND005177050	FRANKE PLATING WORKS, INC.	FORT WAYNE	4
37	IND016627333	VAN WATERS AND ROGERS	SOUTH BEND	2
38	IND005460191	W & M MFG., INC.	PORTLAND	0
TOTAL				1,972,197

NOTE: STATE MAY HAVE FEWER THAN FIFTY FACILITIES THAT MANAGED WASTES.
WASTE ONLY MANAGED BY STORAGE IS NOT INCLUDED.

INDIANA

1993 WASTE MANAGEMENT, CONTINUED

9 QUANTITY OF RCRA HAZARDOUS WASTE MANAGED BY MANAGEMENT METHOD, 1993

MANAGEMENT METHOD	SYSTEM TYPE CODE	QUANTITY MANAGED (TONS)	PERCENTAGE OF QUANTITY	NUMBER OF FACILITIES	PERCENTAGE OF FACILITIES
METALS RECOVERY (FOR REUSE)	M011-M019	196,758	10	4	11
SOLVENTS RECOVERY	M021-M029	62,483	3	10	26
OTHER RECOVERY	M031-M039	61,556	3	4	11
INCINERATION	M041-M049	135,233	7	6	16
ENERGY RECOVERY (REUSE AS FUEL)	M051-M059	163,819	8	5	13
FUEL BLENDING	M061-----	185,983	9	7	18
AQUEOUS INORGANIC TREATMENT	M071-M079	289,902	15	3	8
AQUEOUS ORGANIC TREATMENT	M081-M089	1,022	0	1	3
SLUDGE TREATMENT	M101-M109	2	0	1	3
STABILIZATION	M111-M119	66,471	3	4	11
OTHER TREATMENT	M121-M129	181,700	9	8	21
LANDFILL	M132-DISP	178,526	9	3	8
DEEPWELL / UNDERGROUND INJECTION	M134-DISP	448,744	23	3	8
TOTAL		1,972,197	100	38	

10 MANAGEMENT METHOD, BY QUANTITY OF RCRA HAZARDOUS WASTE MANAGED, 1993

MANAGEMENT METHOD	SYSTEM TYPE CODE	QUANTITY MANAGED (TONS)	PERCENTAGE OF QUANTITY	NUMBER OF FACILITIES	PERCENTAGE OF FACILITIES
DEEPWELL / UNDERGROUND INJECTION	M134-DISP	448,744	23	3	8
AQUEOUS INORGANIC TREATMENT	M071-M079	289,902	15	3	8
METALS RECOVERY (FOR REUSE)	M011-M019	196,758	10	4	11
FUEL BLENDING	M061-----	185,983	9	7	18
OTHER TREATMENT	M121-M129	181,700	9	8	21
LANDFILL	M132-DISP	178,526	9	3	8
ENERGY RECOVERY (REUSE AS FUEL)	M051-M059	163,819	8	5	13
INCINERATION	M041-M049	135,233	7	6	16
STABILIZATION	M111-M119	66,471	3	4	11
SOLVENTS RECOVERY	M021-M029	62,483	3	10	26
OTHER RECOVERY	M031-M039	61,556	3	4	11
AQUEOUS ORGANIC TREATMENT	M081-M089	1,022	0	1	3
SLUDGE TREATMENT	M101-M109	2	0	1	3
TOTAL		1,972,197	100	38	

NOTE: FACILITIES WITH ONLY STORAGE UNITS ARE EXCLUDED.
COLUMNS MAY NOT SUM DUE TO ROUNDING.
COLUMNS MAY NOT SUM TO TOTAL BECAUSE FACILITIES MAY HAVE MULTIPLE HANDLING METHODS.

INDIANA

1993 WASTE MANAGEMENT, CONTINUED

11 MANAGEMENT METHOD AND QUANTITY OF RCRA HAZARDOUS WASTE MANAGED BY NUMBER OF FACILITIES, 1993

MANAGEMENT METHOD	SYSTEM TYPE CODE	QUANTITY MANAGED (TONS)	PERCENTAGE OF QUANTITY	NUMBER OF FACILITIES	PERCENTAGE OF FACILITIES
SOLVENTS RECOVERY	M021-M029	62,483	3	10	26
OTHER TREATMENT	M121-M129	181,700	9	8	21
FUEL BLENDING	M061-----	185,983	9	7	18
INCINERATION	M041-M049	135,233	7	6	16
ENERGY RECOVERY (REUSE AS FUEL)	M051-M059	163,819	8	5	13
METALS RECOVERY (FOR REUSE)	M011-M019	196,758	10	4	11
OTHER RECOVERY	M031-M039	61,556	3	4	11
STABILIZATION	M111-M119	66,471	3	4	11
AQUEOUS INORGANIC TREATMENT	M071-M079	289,902	15	3	8
LANDFILL	M132-DISP	178,526	9	3	8
DEEPWELL / UNDERGROUND INJECTION	M134-DISP	448,744	23	3	8
AQUEOUS ORGANIC TREATMENT	M081-M089	1,022	0	1	3
SLUDGE TREATMENT	M101-M109	2	0	1	3
TOTAL		1,972,197	100	38	

NOTE: FACILITIES WITH ONLY STORAGE UNITS ARE EXCLUDED.
COLUMNS MAY NOT SUM DUE TO ROUNDING.
COLUMNS MAY NOT SUM TO TOTAL BECAUSE FACILITIES MAY HAVE MULTIPLE HANDLING METHODS.

12 QUANTITY AND PERCENTAGE OF RCRA HAZARDOUS WASTEWATER AND NON-WASTEWATER MANAGED IN 1993

MANAGEMENT TYPE	TONS	PERCENTAGE
WASTEWATER	994,299	50.4
NON-WASTEWATER	977,898	49.6
TOTAL	1,972,197	100.0

INDIANA

1993 WASTE SHIPMENTS

13 NUMBER OF RCRA HAZARDOUS WASTE SHIPPERS: 678

14 QUANITIY OF RCRA HAZARDOUS WASTE SHIPPED: 516,139 TONS

15 FIFTY LARGEST RCRA HAZARDOUS WASTE SHIPPERS, 1993

RANK	EPA ID	SITE NAME	CITY	QUANTITY SHIPPED (TONS)
1	IND093219012	HERITAGE ENVIRONMENTAL SERVICES, INC	INDIANAPOLIS	87,864
2	IND005462601	LTV STEEL COMPANY	EAST CHICAGO	70,310
3	IND181157009	NUCOR STEEL	CRAWFORDSVILLE	34,642
4	IND078911146	CHEMICAL WASTE MANAGEMENT OF INDIANA INC	FORT WAYNE	24,214
5	IND000646943	POLLUTION CONTROL INDUSTRIES OF INDIANA	EAST CHICAGO	20,075
6	IND980590947	INDUSTRIAL FUELS & RESOURCES, INC	SOUTH BEND	19,729
7	IND006048417	ELI LILLY & CO - KY AVE	INDIANAPOLIS	14,336
8	IND984891374	WORTHINGTON STEEL	PORTER	12,118
9	IND000806935	ELI LILLY & CO	INDIANAPOLIS	11,471
10	IND006366819	ALCOA- WARRICK OPERATIONS	NEWBURGH	10,940
11	IND092043595	ATLAS CHEM-MILLING	ELKHART	10,109
12	IND000717959	GENERAL BATTTERY/EXIDE CORPORATION	MUNCIE	10,066
13	IND072040348	ELI LILLY & CO-CLINTON LABS	CLINTON	9,335
14	IND006417620	THOMSON CONSUMER ELECTRONICS	MARION	8,289
15	IND000780403	RECLAIMED ENERGY CO INC	CONNERSVILLE	7,352
16	IND057389710	ENAMEL PRODUCTS AND PLATING CO.	PORTAGE	6,877
17	IND087032611	CHRYSLER CORP.	INDIANAPOLIS	6,510
18	IND077042034	SAFETY-KLEEN OIL RECOVERY CO.	EAST CHICAGO	6,004
19	IND016584641	MIDWEST STEEL DIVISION	PORTAGE	5,201
20	IND006419212	LONESTAR INDUSTRIES INC.	GREENCASTLE	4,788
21	IND006376362	GENERAL ELECTRIC PLASTICS CO	MT VERNON	4,173
22	IND046103222	THOMSON CONSUMER ELECTRONICS	GAS CITY	4,164
23	IND006068050	DELCO ELECTRONICS CORPORATION PLANT1	KOKOMO	3,982
24	IND984866541	HYDRITE CHEMICAL CO	TERRE HAUTE	3,757
25	IND000806836	ALLISON ENGINE CO. INC.	INDIANAPOLIS	3,593
26	IND980503890	HERITAGE ENVIROMENTAL SERVICES, INC.	ROACHDALE	3,214
27	IND006417430	MARATHON OIL COMPANY	INDIANAPOLIS	3,172
28	IND000718130	REFINED METALS CORPORATION	INDIANAPOLIS	2,913
29	IND006050967	ELI LILLY & CO-TIPPECANOE	SHADELAND	2,842
30	IND985085786	MICHIGAN CITY EAST PHD LIGHT	MICHIGAN CITY	2,787
31	IND980700801	GMC-INLAND FISHER GUIDE	ANDERSON	2,714
32	IND005444062	U. S. STEEL - GARY WORKS	GARY	2,473
33	IND980702492	AURORA CASKET CO., INC.	AURORA	2,313
34	IND984894287	I/N KOTE	NEW CARLISLE	2,164
35	IND006037741	M.A.B. PAINTS INC	TERRE HAUTE	2,069
36	IND001647460	EXIDE CORP	FRANKFORT	1,879
37	IND003913423	BETHLEHEM STEEL CORPORATION	CHESTERTON	1,835
38	IND000714428	SAFETY-KLEEN CORP	PORTAGE	1,825
39	IND980503825	DELCO REMY DIVISION, GMC	ANDERSON	1,763
40	IND000807107	REILLY INDUSTRIES, INC.	INDIANAPOLIS	1,750
41	IND005212808	GREAT LAKES CHEMICAL CORPORATION	WEST LAFAYETTE	1,705
42	IND005460209	MASON CORPORATION	SCHERERVILLE	1,684
43	IND984897231	MAGNETICS INT'L, INC.	BURNS HARBOR	1,653
44	IND006932305	THOMSON CONSUMER ELECTRONICS	INDIANAPOLIS	1,541
45	IND093220861	AVESTA SHEFFIELD PLATE, INC.	NEW CASTLE	1,523
46	IND082071234	KEIL CHEMICAL DIVISON/FERRO CORPORATION	HAMMOND	1,484
47	IND980681449	BOEHRINGER MANNHEIM CORP.	INDIANAPOLIS	1,456
48	IND000810861	AMOCO OIL CO. - LAKEFRONT	WHITING	1,454
49	IND000806927	ELI LILLY & CO-MC BIOCHEM MFG	INDIANAPOLIS	1,452
50	IND000715466	SAFETY KLEEN CORP.	FORT WAYNE	1,276
TOTAL				450,841

NOTES: COLUMNS MAY NOT SUM DUE TO ROUNDING.
STATE MAY HAVE FEWER THAN FIFTY SHIPPERS.

INDIANA

1993 WASTE RECEIPTS

16 NUMBER OF RCRA HAZARDOUS WASTE RECEIVERS: 32

17 QUANITIY OF RCRA HAZARDOUS WASTE RECEIVED: 720,646 TONS

18 FIFTY LARGEST RCRA HAZARDOUS WASTE RECEIVERS, 1993

RANK	EPA ID	SITE NAME	CITY	QUANTITY RECEIVED (TONS)
1	IND000199653	QUEMETCO, INC.	INDIANAPOLIS	148,552
2	IND078911146	CHEMICAL WASTE MANAGEMENT OF INDIANA INC	FORT WAYNE	120,147
3	IND093219012	HERITAGE ENVIRONMENTAL SERVICES, INC	INDIANAPOLIS	88,330
4	IND980503890	HERITAGE ENVIROMENTAL SERVICES, INC.	ROACHDALE	78,274
5	IND005081542	ESSROC MATERIALS, INC	LOGANSPORT	75,956
6	IND077042034	SAFETY-KLEEN OIL RECOVERY CO.	EAST CHICAGO	65,570
7	IND006419212	LONESTAR INDUSTRIES INC.	GREENCASTLE	28,196
8	IND072040348	ELI LILLY & CO-CLINTON LABS	CLINTON	24,403
9	IND000646943	POLLUTION CONTROL INDUSTRIES OF INDIANA	EAST CHICAGO	18,355
10	IND980590947	INDUSTRIAL FUELS & RESOURCES, INC	SOUTH BEND	16,524
11	IND001859032	RHONE-POULENC BASIC CHEMICALS CO	HAMMOND	14,615
12	IND000780403	RECLAIMED ENERGY CO INC	CONNERSVILLE	12,347
13	IND006050967	ELI LILLY & CO-TIPPECANOE	SHADELAND	9,561
14	IND000717959	GENERAL BATTTERY/EXIDE CORPORATION	MUNCIE	6,641
15	IND984866541	HYDRITE CHEMICAL CO	TERRE HAUTE	4,926
16	IND098958283	CONSOLIDATED RECYCLING COMPANY INCORP	TROY	1,913
17	IND000714428	SAFETY-KLEEN CORP	PORTAGE	1,873
18	IND000715466	SAFETY KLEEN CORP.	FORT WAYNE	1,138
19	IND000715474	SAFETY-KLEEN CORP	SOUTH BEND	930
20	IND085616837	DETREX CORPORATION,SOLVENTS & ENV SERVIC	INDIANAPOLIS	647
21	IND000815894	SAFETY-KLEEN CORP	EVANSVILLE	645
22	IND016621476	ASHLAND CHEMICAL CO	SOUTH BEND	397
23	IND006421325	ELI LILLY & CO-MATERIALS CENTER	INDIANAPOLIS	255
24	IND000815886	SAFETY-KLEEN CORP	INDIANAPOLIS	190
25	IND984891994	BOLIDEN METECH, INC	SOUTH BEND	64
26	IND000781609	HICKSON CORPORATION	VALPARASIO	44
27	IND016627333	VAN WATERS AND ROGERS	SOUTH BEND	43
28	IND000815423	INDIANA UNIVERSITY SHOWERS WAREHOUSE	BLOOMINGTON	37
29	IND040295347	VAN WATERS & ROGERS INC,	INDIANAPOLIS	36
30	IND000806851	DELCO ELECTRONICS CORPORATION	KOKOMO	30
31	IND980503825	DELCO REMY DIVISION, GMC	ANDERSON	6
32	IND005068705	MILES INC MYRTLE STREET	ELKHART	0
TOTAL				720,646

NOTES: COLUMNS MAY NOT SUM DUE TO ROUNDING.
STATE MAY HAVE FEWER THAN FIFTY FACILITIES THAT RECEIVED WASTE.

INDIANA

1993 WASTE RECEIPTS, CONTINUED

19 QUANTITY OF RCRA HAZARDOUS WASTE MANAGED, BY MANGEMENT METHOD, LIMITED TO WASTE RECEIVED FROM OFFSITE, 1993

MANAGEMENT METHOD	SYSTEM TYPE CODE	QUANTITY MANAGED (TONS)	PERCENTAGE OF QUANTITY	NUMBER OF FACILITIES	PERCENTAGE OF FACILITIES
METALS RECOVERY (FOR REUSE)	M011-M019	155,253	24	3	14
SOLVENTS RECOVERY	M021-M029	26,732	4	7	33
OTHER RECOVERY	M031-M039	2,070	0	2	10
INCINERATION	M041-M049	22,989	4	4	19
ENERGY RECOVERY (REUSE AS FUEL)	M051-M059	90,571	14	2	10
FUEL BLENDING	M061-----	67,771	10	7	33
AQUEOUS INORGANIC TREATMENT	M071-M079	25,558	4	1	5
AQUEOUS ORGANIC TREATMENT	M081-M089	1,022	0	1	5
SLUDGE TREATMENT	M101-M109	2	0	1	5
STABILIZATION	M111-M119	64,526	10	2	10
OTHER TREATMENT	M121-M129	27,172	4	2	10
LANDFILL	M132-DISP	164,271	25	2	10
DEEPWELL / UNDERGROUND INJECTION	M134-DISP	0	0	1	5
TOTAL		647,938	100	21	

20 MANAGEMENT METHOD, BY QUANTITY OF RCRA HAZARDOUS WASTE MANAGED, LIMITED TO WASTE RECEIVED FROM OFFSITE, 1993

MANAGEMENT METHOD	SYSTEM TYPE CODE	QUANTITY MANAGED (TONS)	PERCENTAGE OF QUANTITY	NUMBER OF FACILITIES	PERCENTAGE OF FACILITIES
LANDFILL	M132-DISP	164,271	25	2	10
METALS RECOVERY (FOR REUSE)	M011-M019	155,253	24	3	14
ENERGY RECOVERY (REUSE AS FUEL)	M051-M059	90,571	14	2	10
FUEL BLENDING	M061-----	67,771	10	7	33
STABILIZATION	M111-M119	64,526	10	2	10
OTHER TREATMENT	M121-M129	27,172	4	2	10
SOLVENTS RECOVERY	M021-M029	26,732	4	7	33
AQUEOUS INORGANIC TREATMENT	M071-M079	25,558	4	1	5
INCINERATION	M041-M049	22,989	4	4	19
OTHER RECOVERY	M031-M039	2,070	0	2	10
AQUEOUS ORGANIC TREATMENT	M081-M089	1,022	0	1	5
SLUDGE TREATMENT	M101-M109	2	0	1	5
DEEPWELL / UNDERGROUND INJECTION	M134-DISP	0	0	1	5
TOTAL		647,938	100	21	

NOTE: FACILITIES WITH ONLY STORAGE UNITS ARE EXCLUDED.
COLUMNS MAY NOT SUM DUE TO ROUNDING.
COLUMNS MAY NOT SUM TO TOTAL BECAUSE FACILITIES MAY HAVE MULTIPLE HANDLING METHODS.

INDIANA

1993 WASTE RECEIPTS, CONTINUED

21 MANAGEMENT METHOD AND QUANTITY OF RCRA HAZARDOUS WASTE MANAGED, BY NUMBER OF FACILITIES, LIMITED TO WASTE RECEIVED FROM OFF SITE, 1993

MANAGEMENT METHOD	SYSTEM TYPE CODE	QUANTITY MANAGED (TONS)	PERCENTAGE OF QUANTITY	NUMBER OF FACILITIES	PERCENTAGE OF FACILITIES
SOLVENTS RECOVERY	M021-M029	26,732	4	7	33
FUEL BLENDING	M061-----	67,771	10	7	33
INCINERATION	M041-M049	22,989	4	4	19
METALS RECOVERY (FOR REUSE)	M011-M019	155,253	24	3	14
OTHER RECOVERY	M031-M039	2,070	0	2	10
ENERGY RECOVERY (REUSE AS FUEL)	M051-M059	90,571	14	2	10
STABILIZATION	M111-M119	64,526	10	2	10
OTHER TREATMENT	M121-M129	27,172	4	2	10
LANDFILL	M132-DISP	164,271	25	2	10
AQUEOUS INORGANIC TREATMENT	M071-M079	25,558	4	1	5
AQUEOUS ORGANIC TREATMENT	M081-M089	1,022	0	1	5
SLUDGE TREATMENT	M101-M109	2	0	1	5
DEEPWELL / UNDERGROUND INJECTION	M134-DISP	0	0	1	5
TOTAL		647,938	100	21	

NOTE: FACILITIES WITH ONLY STORAGE UNITS ARE EXCLUDED.
COLUMNS MAY NOT SUM DUE TO ROUNDING.
COLUMNS MAY NOT SUM TO TOTAL BECAUSE FACILITIES MAY HAVE MULTIPLE HANDLING METHODS.

INDIANA

1993 IMPORTS AND EXPORTS

22	QUANTITY OF RCRA HAZARDOUS WASTE IMPORTED:	340,284	TONS
23	QUANTITY OF RCRA HAZARDOUS WASTE EXPORTED:	200,877	TONS

IOWA

1993 WASTE GENERATION

1 NUMBER OF RCRA LARGE QUANTITY GENERATORS (LQGS): 196

2 QUANITY OF RCRA HAZARDOUS WASTE GENERATED: 158,908 TONS

3 FIFTY LARGEST RCRA HAZARDOUS WASTE GENERATORS IN THE STATE, 1993

RANK	EPA ID	SITE NAME	CITY	TOTAL GENERATED (TONS)
1	IAD000805143	CHAMPION SPARK PLUG DIVISION	BURLINGTON	102,992
2	IAD000805168	JOHN DEERE TRACTOR WORKS	WATERLOO	13,374
3	IAD005289806	JOHN DEERE WATERLOO WORKS WF AVENUE PLT	WATERLOO	6,796
4	IAD005272398	E.I. DUPONT DENEMOURS	FORT MADISON	5,775
5	IAD000223354	NORTH STAR STEEL IOWA	WILTON	5,339
6	IAD005273594	MONSANTO COMPANY	MUSCATINE	3,630
7	IAD984591891	SALSBURY CHEMICALS INCORPORATED	CHARLES CITY	2,785
8	IAD091385294	HACH COMPANY	AMES	2,444
9	IAD045372836	QUANTUM CHEMICAL COMPANY	CLINTON	1,756
10	IAD075846824	3M COMPANY INDUSTRIAL TAPE PLANT	KNOXVILLE	747
11	IAD980688717	A.Y. MCDONALD MANUFACTURING COMPANY	DUBUQUE	596
12	IAD005270160	ALUMINUM COMPANY OF AMERICA	RIVERDALE	594
13	IAD069624500	JOHN DEERE DES MOINES WORKS	ANKENY	524
14	IAD981504780	SIOUXLAND GALVANIZING	SIOUX CITY	473
15	IAD981506298	PURETHANE INCORPORATED WEST BRANCH	WEST BRANCH	422
16	IAD007276728	VOGEL PAINT AND WAX COMPANY INCORPORATED	ORANGE CITY	398
17	IAD040610529	GRIFFIN WHEEL KEOKUK PLANT	KEOKUK	366
18	IAT200010098	IOWA PAINT MANUFACTURING COMPANY INC	DES MOINES	358
19	IAD065205056	ROCKWELL INTERNATIONAL CORPORATION	CEDAR RAPIDS	322
20	IAD005279799	R.R. DONNELLEY PRINTING COMPANY L.P.	DES MOINES	321
21	IAD005476932	J I CASE COMPANY	BURLINGTON	313
22	IAD984599308	NICHOLS HOMESHIELD CASTING	DAVENPORT	305
23	IAD096526108	GLACIER VANDERVELL INCORPORATED	ATLANTIC	275
24	IAD022047112	CRYOVAC - DIVISION WR GRACE	CEDAR RAPIDS	265
25	IAD000830018	DEXTER COMPANY	FAIRFIELD	239
26	IAD005278502	PELLA CORPORATION	PELLA	237
27	IAD005300751	WINNEBAGO INDUSTRIES INCORPORATED	FOREST CITY	227
28	IAT200011096	WELLBORN INDUSTRIES LIMITED	MASON CITY	225
29	IAD050691617	RELEASE INTERNATIONAL	IOWA CITY	218
30	IAD005480561	ANTENNACRAFT COMPANY	WEST BURLINGTON	211
31	IAD000688549	AMOCO OIL COMPANY	OTTUMWA	210
32	IAD000688556	AMOCO OIL COMPANY - DUBUQUE TERMINAL	DUBUQUE	199
33	IAD005314117	VAN DIEST SUPPLY COMPANY	WEBSTER CITY	195
34	IAD069619765	EXIDE/GENERAL BATTERY	MANCHESTER	194
35	IAD006537237	UNITED TECHNOLOGIES AUTOMOTIVE ENG SYS	IOWA CITY	179
36	IAD000156422	IOWA STEEL & WIRE	CENTERVILLE	162
37	IAD040611121	YOUNG RADIATOR COMPANY	CENTERVILLE	153
38	IAD005285689	MAYTAG NEWTON LAUNDRY PRODUCTS PLANT 2	NEWTON	150
39	IAD087267175	EXIDE CORPORATION	BURLINGTON	145
40	IAD984568204	UNIVERSAL CIRCUITS INCORPORATED	LAKE MILLS	120
41	IAD005145941	CLOW VALVE COMPANY FOUNDRY	OSKALOOSA	112
42	IAD981702673	ROCKWELL INTERNATIONAL CORALVILLE OPRTN	CORALVILLE	109
43	IAD000153981	FORT DODGE LABORATORIES	FORT DODGE	105
44	IAD005102017	THE ERTL COMPANY INCORPORATED (PLANT 2)	DYERSVILLE	103
45	IAD000688515	AMOCO OIL COMPANY	NORTH LIBERTY	99
46	IAD005269527	JOHN DEERE DUBUQUE WORKS	DUBUQUE	98
47	IAD005268115	INTERNATIONAL PAPER	CLINTON	97
48	IAD005268420	LITTON INSTRUMENTS AND LIFE SUPPORT	DAVENPORT	95
49	IAD000678144	HELENA CHEMICAL COMPANY	DES MOINES	90
50	IAD078096732	COLOR CONVERTING INDUSTRIES COMPANY	DES MOINES	88
TOTAL				155,229

NOTE: STATE MAY HAVE FEWER THAN FIFTY GENERATORS.

IOWA

1993 WASTE GENERATION, CONTINUED

4 QUANTITIES OF WASTE GENERATED IN 1993 THAT WERE

- REPORTED WITH ONLY CHARACTERISTIC WASTE CODES
- REPORTED WITH ONLY LISTED WASTE CODES
- REPORTED WITH BOTH CHARACTERISTIC AND LISTED WASTE CODES

WASTE HAS ONLY CHARACTERISTIC CODES	TONS OF WASTE GENERATED	WASTE HAS ONLY LISTED CODES	TONS OF WASTE GENERATED	WASTE HAS BOTH CHARACTERISTIC AND LISTED CODES	TONS OF WASTE GENERATED
ONLY IGNITABLE	2,686	ONLY AN F CODE	3,021		
ONLY CORROSIVE	3,373	ONLY A K CODE	7,402		
ONLY REACTIVE	40	ONLY A P CODE	84		
ONLY D004-17	125,829	ONLY A U CODE	161		
ONLY D018-43	1,703				
HAS MORE THAN ONE CHARACTERISTIC CODE	6,030	HAS MORE THAN ONE LISTED CODE	7		
TOTAL	139,661	TOTAL	10,675	TOTAL CHAR. AND LISTED	8,569

5 QUANTITIES OF WASTE GENERATED IN 1993 THAT WERE MULTIPLY CODED

WASTE HAS ONLY CHARACTERISTIC CODES BUT MORE THAN ONE APPLIES	TONS OF WASTE GENERATED	ONLY LISTED CODES BUT HAS MORE THAN ONE	TONS OF WASTE GENERATED	BOTH CHAR. & LISTED CODES	TONS OF WASTE GENERATED
HAS IGNITABLE CODE	4,578			IGN. W/ AT LEAST 1 LSTD	7,175
HAS CORROSIVE CODE	4,110			CORR. W/ AT LEAST 1 LSTD	23
HAS REACTIVE CODE	2,507			REACT. W/ AT LEAST 1 LSTD	23
HAS D004-D017 CODE	4,105			D004-17 W/ AT LEAST 1 LSTD	3,165
HAS D018-D043 CODE	4,333			D018-43 W/ AT LEAST 1 LSTD	6,811
		HAS AN F CODE	7	F WASTE W/ AT LEAST 1 CHAR	8,427
		HAS A K CODE	0	K WASTE W/ AT LEAST 1 CHAR	13
		HAS A P CODE	0	P WASTE W/ AT LEAST 1 CHAR	39
		HAS A U CODE	7	U WASTE W/ AT LEAST 1 CHAR	126
TOTAL	6,030	TOTAL	7	TOTAL	8,569

NOTE: COLUMNS DO NOT SUM TO TOTAL BECAUSE A WASTE CODE MAY APPLY TO MORE THAN ONE WASTE.
MIXTURES WITH IGNITABLE, CORROSIVE, REACTIVE, D004-17, AND D018-43 CHARACTERISTIC CODES ALSO MAY CONTAIN OTHER CHARACTERISTIC WASTE CODES.
SIMILARLY, WASTES WITH F,K,P, AND U LISTED CODES MAY HAVE OTHER LISTED WASTE CODES.

IOWA

1993 WASTE MANAGEMENT

6 NUMBER OF RCRA TSD FACILITIES: 34

7 QUANITY OF RCRA HAZARDOUS WASTE MANAGED: 130,002 TONS

8 FIFTY LARGEST RCRA HAZARDOUS WASTE MANAGEMENT FACILITIES, 1993

RANK	EPAID	SITE NAME	CITY	TONS OF WASTE MANAGED
1	IAD000805143	CHAMPION SPARK PLUG DIVISION	BURLINGTON	102,076
2	IAD005289806	JOHN DEERE WATERLOO WORKS WF AVENUE PLT	WATERLOO	21,708
3	IAD005273594	MONSANTO COMPANY	MUSCATINE	3,200
4	IAD005272398	E.I. DUPONT DENEMOURS	FORT MADISON	2,977
5	IAP000001231	PRIME PLATING INCORPORATED	BETTNDORF	25
6	IAD984616714	MIDWEST RECYCLING/MERCURY RECOVERY SVCS	DUBUQUE	9
7	IAT200010601	ISU CHEMICAL WASTE HANDLING FACILITY	AMES	3
8	IA7213820445	IOWA ARMY AMMUNITION PLANT	MIDDLETOWN	3
9	IAT200010924	THE UNIVERSITY OF IOWA	OAKDALE	1
10	IAD984566133	IOWA ELECTRIC	PALO	0
TOTAL				130,002

NOTE: STATE MAY HAVE FEWER THAN FIFTY FACILITIES THAT MANAGED WASTES.
WASTE ONLY MANAGED BY STORAGE IS NOT INCLUDED.

IOWA

1993 WASTE MANAGEMENT, CONTINUED

9 QUANTITY OF RCRA HAZARDOUS WASTE MANAGED BY MANAGEMENT METHOD, 1993

MANAGEMENT METHOD	SYSTEM TYPE CODE	QUANTITY MANAGED (TONS)	PERCENTAGE OF QUANTITY	NUMBER OF FACILITIES	PERCENTAGE OF FACILITIES
METALS RECOVERY (FOR REUSE)	M011-M019	0	0	1	10
SOLVENTS RECOVERY	M021-M029	2,766	2	2	20
INCINERATION	M041-M049	3,203	2	2	20
ENERGY RECOVERY (REUSE AS FUEL)	M051-M059	0	0	1	10
AQUEOUS INORGANIC TREATMENT	M071-M079	102,129	79	4	40
AQUEOUS ORGANIC TREATMENT	M081-M089	0	0	1	10
AQUEOUS ORGANIC AND INORGANIC TREATMENT	M091-M099	0	0	1	10
SLUDGE TREATMENT	M101-M109	642	0	2	20
OTHER TREATMENT	M121-M129	21,262	16	5	50
TOTAL		130,002	100	10	

10 MANAGEMENT METHOD, BY QUANTITY OF RCRA HAZARDOUS WASTE MANAGED, 1993

MANAGEMENT METHOD	SYSTEM TYPE CODE	QUANTITY MANAGED (TONS)	PERCENTAGE OF QUANTITY	NUMBER OF FACILITIES	PERCENTAGE OF FACILITIES
AQUEOUS INORGANIC TREATMENT	M071-M079	102,129	79	4	40
OTHER TREATMENT	M121-M129	21,262	16	5	50
INCINERATION	M041-M049	3,203	2	2	20
SOLVENTS RECOVERY	M021-M029	2,766	2	2	20
SLUDGE TREATMENT	M101-M109	642	0	2	20
METALS RECOVERY (FOR REUSE)	M011-M019	0	0	1	10
ENERGY RECOVERY (REUSE AS FUEL)	M051-M059	0	0	1	10
AQUEOUS ORGANIC AND INORGANIC TREATMENT	M091-M099	0	0	1	10
AQUEOUS ORGANIC TREATMENT	M081-M089	0	0	1	10
TOTAL		130,002	100	10	

NOTE: FACILITIES WITH ONLY STORAGE UNITS ARE EXCLUDED.
COLUMNS MAY NOT SUM DUE TO ROUNDING.
COLUMNS MAY NOT SUM TO TOTAL BECAUSE FACILITIES MAY HAVE MULTIPLE HANDLING METHODS.

IOWA

1993 WASTE MANAGEMENT, CONTINUED

11 MANAGEMENT METHOD AND QUANTITY OF RCRA HAZARDOUS WASTE MANAGED BY NUMBER OF FACILITIES, 1993

MANAGEMENT METHOD	SYSTEM TYPE CODE	QUANTITY MANAGED (TONS)	PERCENTAGE OF QUANTITY	NUMBER OF FACILITIES	PERCENTAGE OF FACILITIES
OTHER TREATMENT	M121-M129	21,262	16	5	50
AQUEOUS INORGANIC TREATMENT	M071-M079	102,129	79	4	40
SOLVENTS RECOVERY	M021-M029	2,766	2	2	20
INCINERATION	M041-M049	3,203	2	2	20
SLUDGE TREATMENT	M101-M109	642	0	2	20
METALS RECOVERY (FOR REUSE)	M011-M019	0	0	1	10
ENERGY RECOVERY (REUSE AS FUEL)	M051-M059	0	0	1	10
AQUEOUS ORGANIC TREATMENT	M081-M089	0	0	1	10
AQUEOUS ORGANIC AND INORGANIC TREATMENT	M091-M099	0	0	1	10
TOTAL		130,002	100	10	

NOTE: FACILITIES WITH ONLY STORAGE UNITS ARE EXCLUDED.
COLUMNS MAY NOT SUM DUE TO ROUNDING.
COLUMNS MAY NOT SUM TO TOTAL BECAUSE FACILITIES MAY HAVE MULTIPLE HANDLING METHODS.

12 QUANTITY AND PERCENTAGE OF RCRA HAZARDOUS WASTEWATER AND NON-WASTEWATER MANAGED IN 1993

MANAGEMENT TYPE	TONS	PERCENTAGE
WASTEWATER	124,091	95.5
NON-WASTEWATER	5,911	4.5
TOTAL	130,002	100.0

IOWA

1993 WASTE SHIPMENTS

13 NUMBER OF RCRA HAZARDOUS WASTE SHIPPERS: 196

14 QUANITIY OF RCRA HAZARDOUS WASTE SHIPPED: 43,606 TONS

15 FIFTY LARGEST RCRA HAZARDOUS WASTE SHIPPERS, 1993

RANK	EPA ID	SITE NAME	CITY	QUANTITY SHIPPED (TONS)
1	IAD000805168	JOHN DEERE TRACTOR WORKS	WATERLOO	13,374
2	IAD000223354	NORTH STAR STEEL IOWA	WILTON	5,339
3	IAD005272398	E.I. DUPONT DENEMOURS	FORT MADISON	2,929
4	IAD984591891	SALSBURY CHEMICALS INCORPORATED	CHARLES CITY	2,797
5	IAD045372836	QUANTUM CHEMICAL COMPANY	CLINTON	1,756
6	IAD098027592	SAFETY-KLEEN CORPORATION	DAVENPORT	1,192
7	IAD981718000	SAFETY-KLEEN CORPORATION 5-053-01	DES MOINES	966
8	IAD000805143	CHAMPION SPARK PLUG DIVISION	BURLINGTON	916
9	IAD075846824	3M COMPANY INDUSTRIAL TAPE PLANT	KNOXVILLE	747
10	IAD005273594	MONSANTO COMPANY	MUSCATINE	625
11	IAD980688717	A.Y. MCDONALD MANUFACTURING COMPANY	DUBUQUE	596
12	IAD069624500	JOHN DEERE DES MOINES WORKS	ANKENY	524
13	IAD981504780	SIOUXLAND GALVANIZING	SIOUX CITY	473
14	IAD981506298	PURETHANE INCORPORATED WEST BRANCH	WEST BRANCH	422
15	IAD007276728	VOGEL PAINT AND WAX COMPANY INCORPORATED	ORANGE CITY	398
16	IAD040610529	GRIFFIN WHEEL KEOKUK PLANT	KEOKUK	366
17	IAD065205056	ROCKWELL INTERNATIONAL CORPORATION	CEDAR RAPIDS	322
18	IAD005279799	R.R. DONNELLEY PRINTING COMPANY L.P.	DES MOINES	321
19	IAD005476932	J I CASE COMPANY	BURLINGTON	313
20	IAD984599308	NICHOLS HOMESHIELD CASTING	DAVENPORT	305
21	IAD096526108	GLACIER VANDERVELL INCORPORATED	ATLANTIC	275
22	IAD022047112	CRYOVAC - DIVISION WR GRACE	CEDAR RAPIDS	265
23	IAT200010098	IOWA PAINT MANUFACTURING COMPANY INC	DES MOINES	249
24	IAD000830018	DEXTER COMPANY	FAIRFIELD	239
25	IAD005278502	PELLA CORPORATION	PELLA	237
26	IAD005300751	WINNEBAGO INDUSTRIES INCORPORATED	FOREST CITY	227
27	IAD005270160	ALUMINUM COMPANY OF AMERICA	RIVERDALE	225
28	IAD050691617	RELEASE INTERNATIONAL	IOWA CITY	218
29	IAD005480561	ANTENNACRAFT COMPANY	WEST BURLINGTON	211
30	IAD000688549	AMOCO OIL COMPANY	OTTUMWA	210
31	IAD000688556	AMOCO OIL COMPANY - DUBUQUE TERMINAL	DUBUQUE	199
32	IAD005314117	VAN DIEST SUPPLY COMPANY	WEBSTER CITY	195
33	IAD069619765	EXIDE/GENERAL BATTERY	MANCHESTER	194
34	IAT200011096	WELLBORN INDUSTRIES LIMITED	MASON CITY	181
35	IAD006537237	UNITED TECHNOLOGIES AUTOMOTIVE ENG SYS	IOWA CITY	174
36	IAD000156422	IOWA STEEL & WIRE	CENTERVILLE	162
37	IAD040611121	YOUNG RADIATOR COMPANY	CENTERVILLE	153
38	IAD005285689	MAYTAG NEWTON LAUNDRY PRODUCTS PLANT 2	NEWTON	150
39	IAD087267175	EXIDE CORPORATION	BURLINGTON	146
40	IA2890090002	HINTON HAZARDOUS WASTE STORAGE FACILITY	HINTON	127
41	IAD984568204	UNIVERSAL CIRCUITS INCORPORATED	LAKE MILLS	120
42	IAD005145941	CLOW VALVE COMPANY FOUNDRY	OSKALOOSA	112
43	IAD005481197	PACIFIC ACTIVITIES LIMITED	DAVENPORT	109
44	IAD000153981	FORT DODGE LABORATORIES	FORT DODGE	105
45	IAD005102017	THE ERTL COMPANY INCORPORATED (PLANT 2)	DYERSVILLE	103
46	IAD005289806	JOHN DEERE WATERLOO WORKS WF AVENUE PLT	WATERLOO	101
47	IAD000688515	AMOCO OIL COMPANY	NORTH LIBERTY	99
48	IAD005269527	JOHN DEERE DUBUQUE WORKS	DUBUQUE	99
49	IAD005268115	INTERNATIONAL PAPER	CLINTON	97
50	IAD065218737	WELLMAN DYNAMICS CORPORATION	CRESTON	97
TOTAL				39,759

NOTES: COLUMNS MAY NOT SUM DUE TO ROUNDING.
STATE MAY HAVE FEWER THAN FIFTY SHIPPERS.

IOWA

1993 WASTE RECEIPTS

16 NUMBER OF RCRA HAZARDOUS WASTE RECEIVERS: 8

17 QUANITIY OF RCRA HAZARDOUS WASTE RECEIVED: 17,416 TONS

18 FIFTY LARGEST RCRA HAZARDOUS WASTE RECEIVERS, 1993

RANK	EPA ID	SITE NAME	CITY	QUANTITY RECEIVED (TONS)
1	IAD005289806	JOHN DEERE WATERLOO WORKS WF AVENUE PLT	WATERLOO	15,010
2	IAD098027592	SAFETY-KLEEN CORPORATION	DAVENPORT	1,151
3	IAD981718000	SAFETY-KLEEN CORPORATION 5-053-01	DES MOINES	914
4	IAD005272398	E.I. DUPONT DENEMOURS	FORT MADISON	213
5	IAT200010601	ISU CHEMICAL WASTE HANDLING FACILITY	AMES	50
6	IAT200010924	THE UNIVERSITY OF IOWA	OAKDALE	48
7	IAD000805473	MUSSER STORAGE AREA (DSA)	MUSCATINE	21
8	IAD984616714	MIDWEST RECYCLING/MERCURY RECOVERY SVCS	DUBUQUE	9
TOTAL				17,416

NOTES: COLUMNS MAY NOT SUM DUE TO ROUNDING.
STATE MAY HAVE FEWER THAN FIFTY FACILITIES THAT RECEIVED WASTE.

IOWA

1993 WASTE RECEIPTS, CONTINUED

19 QUANTITY OF RCRA HAZARDOUS WASTE MANAGED, BY MANGEMENT METHOD, LIMITED TO WASTE RECEIVED FROM OFFSITE, 1993

MANAGEMENT METHOD	SYSTEM TYPE CODE	QUANTITY MANAGED (TONS)	PERCENTAGE OF QUANTITY	NUMBER OF FACILITIES	PERCENTAGE OF FACILITIES
METALS RECOVERY (FOR REUSE)	M011-M019	0	0	1	20
SOLVENTS RECOVERY	M021-M029	2	0	1	20
AQUEOUS INORGANIC TREATMENT	M071-M079	27	0	2	40
AQUEOUS ORGANIC TREATMENT	M081-M089	0	0	1	20
AQUEOUS ORGANIC AND INORGANIC TREATMENT	M091-M099	0	0	1	20
SLUDGE TREATMENT	M101-M109	642	4	2	40
OTHER TREATMENT	M121-M129	14,563	96	4	80
TOTAL		15,234	100	5	

20 MANAGEMENT METHOD, BY QUANTITY OF RCRA HAZARDOUS WASTE MANAGED, LIMITED TO WASTE RECEIVED FROM OFFSITE, 1993

MANAGEMENT METHOD	SYSTEM TYPE CODE	QUANTITY MANAGED (TONS)	PERCENTAGE OF QUANTITY	NUMBER OF FACILITIES	PERCENTAGE OF FACILITIES
OTHER TREATMENT	M121-M129	14,563	96	4	80
SLUDGE TREATMENT	M101-M109	642	4	2	40
AQUEOUS INORGANIC TREATMENT	M071-M079	27	0	2	40
SOLVENTS RECOVERY	M021-M029	2	0	1	20
METALS RECOVERY (FOR REUSE)	M011-M019	0	0	1	20
AQUEOUS ORGANIC AND INORGANIC TREATMENT	M091-M099	0	0	1	20
AQUEOUS ORGANIC TREATMENT	M081-M089	0	0	1	20
TOTAL		15,234	100	5	

NOTE: FACILITIES WITH ONLY STORAGE UNITS ARE EXCLUDED.
COLUMNS MAY NOT SUM DUE TO ROUNDING.
COLUMNS MAY NOT SUM TO TOTAL BECAUSE FACILITIES MAY HAVE MULTIPLE HANDLING METHODS.

IOWA

1993 WASTE RECEIPTS, CONTINUED

21 MANAGEMENT METHOD AND QUANTITY OF RCRA HAZARDOUS WASTE MANAGED, BY NUMBER OF FACILITIES, LIMITED TO WASTE RECEIVED FROM OFF SITE, 1993

MANAGEMENT METHOD	SYSTEM TYPE CODE	QUANTITY MANAGED (TONS)	PERCENTAGE OF QUANTITY	NUMBER OF FACILITIES	PERCENTAGE OF FACILITIES
OTHER TREATMENT	M121-M129	14,563	96	4	80
AQUEOUS INORGANIC TREATMENT	M071-M079	27	0	2	40
SLUDGE TREATMENT	M101-M109	642	4	2	40
METALS RECOVERY (FOR REUSE)	M011-M019	0	0	1	20
SOLVENTS RECOVERY	M021-M029	2	0	1	20
AQUEOUS ORGANIC TREATMENT	M081-M089	0	0	1	20
AQUEOUS ORGANIC AND INORGANIC TREATMENT	M091-M099	0	0	1	20
TOTAL		15,234	100	5	

NOTE: FACILITIES WITH ONLY STORAGE UNITS ARE EXCLUDED.
COLUMNS MAY NOT SUM DUE TO ROUNDING.
COLUMNS MAY NOT SUM TO TOTAL BECAUSE FACILITIES MAY HAVE MULTIPLE HANDLING METHODS.

IOWA

1993 IMPORTS AND EXPORTS

22	QUANTITY OF RCRA HAZARDOUS WASTE IMPORTED:	2,545	TONS
23	QUANTITY OF RCRA HAZARDOUS WASTE EXPORTED:	29,162	TONS

KANSAS

1993 WASTE GENERATION

1 NUMBER OF RCRA LARGE QUANTITY GENERATORS (LQGS): 297

2 QUANITY OF RCRA HAZARDOUS WASTE GENERATED: 3,144,665 TONS

3 FIFTY LARGEST RCRA HAZARDOUS WASTE GENERATORS IN THE STATE, 1993

RANK	EPA ID	SITE NAME	CITY	TOTAL GENERATED (TONS)
1	KSD087418695	TOTAL PETROLEUM INCORPORATED	ARKANSAS CITY	1,705,744
2	KSD007482029	VULCAN MATERIALS COMPANY	WICHITA	1,215,917
3	KSD007249980	ELF ATOCHEM NORTH AMERICA INC	WICHITA	128,523
4	KSD033774670	ENRON GAS PROCESSING COMPANY	BUSHTON	19,292
5	KSD000829846	COASTAL REFINING & MARKETING COMPANY	EL DORADO	18,971
6	KSD981506025	APTUS INCINERATION, CHEMICAL TREATMENT	COFFEYVILLE	13,742
7	KSD007246846	HYDROCARBON RECYCLERS INC OF WICHITA	WICHITA	6,215
8	KSD007233422	TEXACO REFINING AND MARKETING, INC	EL DORADO	5,234
9	KSD007237241	BOEING COMPANY, THE	WICHITA	4,186
10	KSD981121197	ALLIEDSIGNAL JAYHAWK PLANT	GALENA	4,082
11	KSD985006154	COASTAL REFINING & MARKETING	AUGUSTA	2,295
12	KSD007145956	NATIONAL COOPERATIVE REFINERY ASSOC	MCPHERSON	1,858
13	KSD007138605	FARMLAND INDUSTRIES INCORPORATED	COFFEYVILLE	1,604
14	KSD056577810	PRATT & LAMBERT INC	ANDOVER	1,487
15	KSD043950773	VITA CRAFT CORPORATION	SHAWNEE	1,262
16	KSD007482011	BEECH AIRCRAFT CORP	WICHITA	736
17	KS3213820878	SUNFLOWER ARMY AMMUNITION PLANT	DE SOTO	733
18	KSD000203711	PQ CORPORATION KANSAS CITY	KANSAS CITY	604
19	KSD007237746	AIR PRODUCTS AND CHEMICALS INCORPORATED	WICHITA	601
20	KSD000687541	CHASE TERMINAL COMPANY	GREAT BEND	512
21	KSD041917501	GENERAL ELECTRIC COMPANY	ARKANSAS CITY	505
22	KSD007124506	FMC CORPORATION	LAWRENCE	465
23	KSD093503498	BINNEY & SMITH INCORPORATED	WINFIELD	395
24	KSD984985994	CENEX PETROLEUM TERMINAL	MCPHERSON	367
25	KSD007234313	LEARJET CORPORATION	WICHITA	353
26	KSD981126253	GMC FAIRFAX ASSEMBLY PLANT	KANSAS CITY	336
27	KSD981703168	PANHANDLE EASTERN PIPE LINE COMPANY	LIBERAL	298
28	KSD007233596	CESSNA AIRCRAFT COMPANY	WICHITA	291
29	KSD058924689	GNB INCORPORATED	KANSAS CITY	286
30	KSD073314593	EXIDE CORP	SALINA	254
31	KSD980965966	SAFELITE GLASS CORPORATION	WICHITA	250
32	KSD000809673	CESSNA AIRCRAFT COMPANY-MIDCONTINENT FAC	WICHITA	245
33	KSD980688733	UNISON TRANSFORMER SERVICES	KANSAS CITY	231
34	KSD000690099	ATCHISON TOPEKA & SANTA FE RR COMPANY	TOPEKA	228
35	KSD031203318	ASH GROVE CEMENT PLANT	CHANUTE	223
36	KSD007150477	GNB INCORPORATED	LEAVENWORTH	176
37	KSD000689877	KS GAS & ELECTRIC GORDON EVANS STATION	COLWICH	169
38	KSD000687699	CHASE TERMINAL COMPANY	SCOTT CITY	168
39	KSD065737868	UNION TANK CAR COMPANY	EL DORADO	166
40	KSD067952994	DYMON INCORPORATED	KANSAS CITY	156
41	KS6214020756	FT RILEY & 1ST INFANTRY DIVISION (M)	FORT RILEY	153
42	KSD007145907	GENERAL MOTERS CORP-DELCO REMY	OLATHE	150
43	KS4213720499	US ARMY COMBINED ARMS COMMAND	FORT LEAVENWORTH	143
44	KSD981713522	DUPONT KANSAS CITY FASCIA	KANSAS CITY	138
45	KST210010203	CHASE TERMINAL COMPANY	EL DORADO	130
46	KSD984967372	UNIVERSAL ENGRAVING	OVERLAND PARK	127
47	KSD007166853	AUTOMOTIVE CONTROLS CORPORATION	INDEPENDENCE	103
48	KSD000610543	COASTAL REFINING & MARKETING	WICHITA	102
49	KSD045087566	INX INTERNATIONAL INK COMPANY	KANSAS CITY	101
50	KSD007150568	HALLMARK CARDS, INC	LEAVENWORTH	95
TOTAL				3,140,403

NOTE: STATE MAY HAVE FEWER THAN FIFTY GENERATORS.

KANSAS

1993 WASTE GENERATION, CONTINUED

4 QUANTITIES OF WASTE GENERATED IN 1993 THAT WERE

- REPORTED WITH ONLY CHARACTERISTIC WASTE CODES
- REPORTED WITH ONLY LISTED WASTE CODES
- REPORTED WITH BOTH CHARACTERISTIC AND LISTED WASTE CODES

WASTE HAS ONLY CHARACTERISTIC CODES	TONS OF WASTE GENERATED	WASTE HAS ONLY LISTED CODES	TONS OF WASTE GENERATED	WASTE HAS BOTH CHARACTERISTIC AND LISTED CODES	TONS OF WASTE GENERATED
ONLY IGNITABLE	1,235	ONLY AN F CODE	8,237		
ONLY CORROSIVE	28,121	ONLY A K CODE	4,500		
ONLY REACTIVE	182	ONLY A P CODE	0		
ONLY D004-17	22,368	ONLY A U CODE	85		
ONLY D018-43	1,707,415				
HAS MORE THAN ONE CHARACTERISTIC CODE	133,728	HAS MORE THAN ONE LISTED CODE	2,180		
TOTAL	1,893,048	TOTAL	15,003	TOTAL CHAR. AND LISTED	1,236,588

5 QUANTITIES OF WASTE GENERATED IN 1993 THAT WERE MULTIPLY CODED

WASTE HAS ONLY CHARACTERISTIC CODES BUT MORE THAN ONE APPLIES	TONS OF WASTE GENERATED	ONLY LISTED CODES BUT HAS MORE THAN ONE	TONS OF WASTE GENERATED	BOTH CHAR. & LISTED CODES	TONS OF WASTE GENERATED
HAS IGNITABLE CODE	10,705			IGN. W/ AT LEAST 1 LSTD	5,541
HAS CORROSIVE CODE	123,431			CORR. W/ AT LEAST 1 LSTD	1,215,171
HAS REACTIVE CODE	96			REACT. W/ AT LEAST 1 LSTD	113
HAS D004-D017 CODE	7,459			D004-17 W/ AT LEAST 1 LSTD	1,232,502
HAS D018-D043 CODE	132,018			D018-43 W/ AT LEAST 1 LSTD	1,219,599
		HAS AN F CODE	2,074	F WASTE W/ AT LEAST 1 CHAR	1,236,347
		HAS A K CODE	2,102	K WASTE W/ AT LEAST 1 CHAR	1,227,534
		HAS A P CODE	86	P WASTE W/ AT LEAST 1 CHAR	12,541
		HAS A U CODE	271	U WASTE W/ AT LEAST 1 CHAR	1,227,625
TOTAL	133,728	TOTAL	2,180	TOTAL	1,236,588

NOTE: COLUMNS DO NOT SUM TO TOTAL BECAUSE A WASTE CODE MAY APPLY TO MORE THAN ONE WASTE.
MIXTURES WITH IGNITABLE, CORROSIVE, REACTIVE, D004-17, AND D018-43 CHARACTERISTIC CODES ALSO MAY CONTAIN OTHER CHARACTERISTIC WASTE CODES.
SIMILARLY, WASTES WITH F,K,P, AND U LISTED CODES MAY HAVE OTHER LISTED WASTE CODES.

KANSAS

1993 WASTE MANAGEMENT

6 NUMBER OF RCRA TSD FACILITIES: 54

7 QUANITY OF RCRA HAZARDOUS WASTE MANAGED: 3,202,245 TONS

8 FIFTY LARGEST RCRA HAZARDOUS WASTE MANAGEMENT FACILITIES, 1993

RANK	EPAID	SITE NAME	CITY	TONS OF WASTE MANAGED
1	KSD087418695	TOTAL PETROLEUM INCORPORATED	ARKANSAS CITY	1,704,754
2	KSD007482029	VULCAN MATERIALS COMPANY	WICHITA	1,340,028
3	KSD980633259	SYSTECH ENVIRONMENTAL	FREDONIA	74,299
4	KSD031203318	ASH GROVE CEMENT PLANT	CHANUTE	27,791
5	KSD033774670	ENRON GAS PROCESSING COMPANY	BUSHTON	19,175
6	KSD980739999	HERCULES CEMENT COMPANY/HEARTLAND	INDEPENDENCE	15,092
7	KSD007246846	HYDROCARBON RECYCLERS INC OF WICHITA	WICHITA	10,638
8	KSD981506025	APTUS INCINERATION, CHEMICAL TREATMENT	COFFEYVILLE	8,977
9	KS3213820878	SUNFLOWER ARMY AMMUNITION PLANT	DE SOTO	712
10	KSD007237746	AIR PRODUCTS AND CHEMICALS INCORPORATED	WICHITA	595
11	KSD000809715	VAN WATERS & ROGERS INC	WICHITA	85
12	KS0213820467	KANSAS ARMY AMMUNITION PLANT	PARSONS	28
13	KSD084845023	PALMER MANUFACTURING AND TANK INC	GARDEN CITY	24
14	KSD007168834	CHARLOMA FIBERGLASS INCORPORATED	CHERRYVALE	22
15	KS4213720499	US ARMY COMBINED ARMS COMMAND	FORT LEAVENWORTH	7
16	KSD043933266	YUASA-EXIDE INCORPORATED	HAYS	7
17	KSD981121106	EL DORADO NATIONAL	SALINA	5
18	KSD007130669	EXTRUSIONS INC/ANODIZING INC	FORT SCOTT	3
19	KSD000819086	PUEBLO CHEMICAL & SUPPLY COMPANY	GARDEN CITY	1
20	KSD007157696	COLGATE-PALMOLIVE COMPANY	KANSAS CITY	0
TOTAL				3,202,245

NOTE: STATE MAY HAVE FEWER THAN FIFTY FACILITIES THAT MANAGED WASTES.
WASTE ONLY MANAGED BY STORAGE IS NOT INCLUDED.

KANSAS

1993 WASTE MANAGEMENT, CONTINUED

9 QUANTITY OF RCRA HAZARDOUS WASTE MANAGED BY MANAGEMENT METHOD, 1993

MANAGEMENT METHOD	SYSTEM TYPE CODE	QUANTITY MANAGED (TONS)	PERCENTAGE OF QUANTITY	NUMBER OF FACILITIES	PERCENTAGE OF FACILITIES
SOLVENTS RECOVERY	M021-M029	957	0	8	40
OTHER RECOVERY	M031-M039	1	0	1	5
INCINERATION	M041-M049	8,733	0	2	10
ENERGY RECOVERY (REUSE AS FUEL)	M051-M059	43,472	1	3	15
FUEL BLENDING	M061-----	85,007	3	3	15
AQUEOUS INORGANIC TREATMENT	M071-M079	22	0	3	15
AQUEOUS ORGANIC TREATMENT	M081-M089	1,704,754	53	1	5
SLUDGE TREATMENT	M101-M109	3	0	1	5
OTHER TREATMENT	M121-M129	19,956	1	5	25
DEEPWELL / UNDERGROUND INJECTION	M134-DISP	1,339,340	42	1	5
TOTAL		3,202,245	100	20	

10 MANAGEMENT METHOD, BY QUANTITY OF RCRA HAZARDOUS WASTE MANAGED, 1993

MANAGEMENT METHOD	SYSTEM TYPE CODE	QUANTITY MANAGED (TONS)	PERCENTAGE OF QUANTITY	NUMBER OF FACILITIES	PERCENTAGE OF FACILITIES
AQUEOUS ORGANIC TREATMENT	M081-M089	1,704,754	53	1	5
DEEPWELL / UNDERGROUND INJECTION	M134-DISP	1,339,340	42	1	5
FUEL BLENDING	M061-----	85,007	3	3	15
ENERGY RECOVERY (REUSE AS FUEL)	M051-M059	43,472	1	3	15
OTHER TREATMENT	M121-M129	19,956	1	5	25
INCINERATION	M041-M049	8,733	0	2	10
SOLVENTS RECOVERY	M021-M029	957	0	8	40
AQUEOUS INORGANIC TREATMENT	M071-M079	22	0	3	15
SLUDGE TREATMENT	M101-M109	3	0	1	5
OTHER RECOVERY	M031-M039	1	0	1	5
TOTAL		3,202,245	100	20	

NOTE: FACILITIES WITH ONLY STORAGE UNITS ARE EXCLUDED.
COLUMNS MAY NOT SUM DUE TO ROUNDING.
COLUMNS MAY NOT SUM TO TOTAL BECAUSE FACILITIES MAY HAVE MULTIPLE HANDLING METHODS.

KANSAS

1993 WASTE MANAGEMENT, CONTINUED

11 MANAGEMENT METHOD AND QUANTITY OF RCRA HAZARDOUS WASTE MANAGED BY NUMBER OF FACILITIES, 1993

MANAGEMENT METHOD	SYSTEM TYPE CODE	QUANTITY MANAGED (TONS)	PERCENTAGE OF QUANTITY	NUMBER OF FACILITIES	PERCENTAGE OF FACILITIES
SOLVENTS RECOVERY	M021-M029	957	0	8	40
OTHER TREATMENT	M121-M129	19,956	1	5	25
ENERGY RECOVERY (REUSE AS FUEL)	M051-M059	43,472	1	3	15
FUEL BLENDING	M061-----	85,007	3	3	15
AQUEOUS INORGANIC TREATMENT	M071-M079	22	0	3	15
INCINERATION	M041-M049	8,733	0	2	10
OTHER RECOVERY	M031-M039	1	0	1	5
AQUEOUS ORGANIC TREATMENT	M081-M089	1,704,754	53	1	5
SLUDGE TREATMENT	M101-M109	3	0	1	5
DEEPWELL / UNDERGROUND INJECTION	M134-DISP	1,339,340	42	1	5
TOTAL		3,202,245	100	20	

NOTE: FACILITIES WITH ONLY STORAGE UNITS ARE EXCLUDED.
COLUMNS MAY NOT SUM DUE TO ROUNDING.
COLUMNS MAY NOT SUM TO TOTAL BECAUSE FACILITIES MAY HAVE MULTIPLE HANDLING METHODS.

12 QUANTITY AND PERCENTAGE OF RCRA HAZARDOUS WASTEWATER AND NON-WASTEWATER MANAGED IN 1993

MANAGEMENT TYPE	TONS	PERCENTAGE
WASTEWATER	3,064,340	95.7
NON-WASTEWATER	137,904	4.3
TOTAL	3,202,245	100.0

KANSAS

1993 WASTE SHIPMENTS

13 NUMBER OF RCRA HAZARDOUS WASTE SHIPPERS: 290

14 QUANITIY OF RCRA HAZARDOUS WASTE SHIPPED: 204,170 TONS

15 FIFTY LARGEST RCRA HAZARDOUS WASTE SHIPPERS, 1993

RANK	EPA ID	SITE NAME	CITY	QUANTITY SHIPPED (TONS)
1	KSD007249980	ELF ATOCHEM NORTH AMERICA INC	WICHITA	128,523
2	KSD000829846	COASTAL REFINING & MARKETING COMPANY	EL DORADO	18,971
3	KSD981506025	APTUS INCINERATION, CHEMICAL TREATMENT	COFFEYVILLE	10,788
4	KSD007246846	HYDROCARBON RECYCLERS INC OF WICHITA	WICHITA	8,242
5	KSD007233422	TEXACO REFINING AND MARKETING, INC	EL DORADO	5,498
6	KSD007237241	BOEING COMPANY, THE	WICHITA	4,186
7	KSD981121197	ALLIEDSIGNAL JAYHAWK PLANT	GALENA	4,084
8	KSD070902952	CHEMICAL WASTE MGMT OF KANSAS INC	VALLEY CENTER	2,301
9	KSD985006154	COASTAL REFINING & MARKETING	AUGUSTA	2,295
10	KSD980973515	SAFETY-KLEEN CORPORATION 5-085-01	EDWARDSVILLE	1,377
11	KSD000809723	SAFETY-KLEEN CORPORATION 6-195-01	WICHITA	1,233
12	KSD087418695	TOTAL PETROLEUM INCORPORATED	ARKANSAS CITY	990
13	KSD007145907	GENERAL MOTERS CORP-DELCO REMY	OLATHE	824
14	KSD007482011	BEECH AIRCRAFT CORP	WICHITA	736
15	KSD007138605	FARMLAND INDUSTRIES INCORPORATED	COFFEYVILLE	618
16	KSD000203711	PQ CORPORATION KANSAS CITY	KANSAS CITY	602
17	KSD980686844	SAFETY-KLEEN CORPORATION 6-195-21	DODGE CITY	576
18	KSD000687541	CHASE TERMINAL COMPANY	GREAT BEND	512
19	KSD041917501	GENERAL ELECTRIC COMPANY	ARKANSAS CITY	505
20	KSD007124506	FMC CORPORATION	LAWRENCE	487
21	KSD056577810	PRATT & LAMBERT INC	ANDOVER	414
22	KSD093503498	BINNEY & SMITH INCORPORATED	WINFIELD	395
23	KSD984985994	CENEX PETROLEUM TERMINAL	MCPHERSON	367
24	KSD981703168	PANHANDLE EASTERN PIPE LINE COMPANY	LIBERAL	361
25	KSD007234313	LEARJET CORPORATION	WICHITA	347
26	KSD981126253	GMC FAIRFAX ASSEMBLY PLANT	KANSAS CITY	337
27	KSD007233596	CESSNA AIRCRAFT COMPANY	WICHITA	291
28	KSD058924689	GNB INCORPORATED	KANSAS CITY	286
29	KSD007482029	VULCAN MATERIALS COMPANY	WICHITA	281
30	KSD031203318	ASH GROVE CEMENT PLANT	CHANUTE	258
31	KSD073314593	EXIDE CORP	SALINA	254
32	KSD980965966	SAFELITE GLASS CORPORATION	WICHITA	250
33	KSD000809673	CESSNA AIRCRAFT COMPANY-MIDCONTINENT FAC	WICHITA	245
34	KSD000690099	ATCHISON TOPEKA & SANTA FE RR COMPANY	TOPEKA	226
35	KSD980739999	HERCULES CEMENT COMPANY/HEARTLAND	INDEPENDENCE	224
36	KSD057889313	ASHLAND CHEMICAL COMPANY	KANSAS CITY	179
37	KSD007145956	NATIONAL COOPERATIVE REFINERY ASSOC	MCPHERSON	172
38	KSD000689877	KS GAS & ELECTRIC GORDON EVANS STATION	COLWICH	169
39	KSD000687699	CHASE TERMINAL COMPANY	SCOTT CITY	168
40	KSD065737868	UNION TANK CAR COMPANY	EL DORADO	166
41	KS6214020756	FT RILEY & 1ST INFANTRY DIVISION (M)	FORT RILEY	153
42	KSD067952994	DYMON INCORPORATED	KANSAS CITY	141
43	KSD981713522	DUPONT KANSAS CITY FASCIA	KANSAS CITY	138
44	KS4213720499	US ARMY COMBINED ARMS COMMAND	FORT LEAVENWORTH	136
45	KST210010203	CHASE TERMINAL COMPANY	EL DORADO	130
46	KSD033774670	ENRON GAS PROCESSING COMPANY	BUSHTON	117
47	KSD007166853	AUTOMOTIVE CONTROLS CORPORATION	INDEPENDENCE	106
48	KSD000610543	COASTAL REFINING & MARKETING	WICHITA	102
49	KSD007150568	HALLMARK CARDS, INC	LEAVENWORTH	95
50	KSD007129695	GOODYEAR TIRE & RUBBER COMPANY	TOPEKA	87
TOTAL				199,945

NOTES: COLUMNS MAY NOT SUM DUE TO ROUNDING.
STATE MAY HAVE FEWER THAN FIFTY SHIPPERS.

KANSAS

1993 WASTE RECEIPTS

16 NUMBER OF RCRA HAZARDOUS WASTE RECEIVERS: 12

17 QUANITIY OF RCRA HAZARDOUS WASTE RECEIVED: 257,850 TONS

18 FIFTY LARGEST RCRA HAZARDOUS WASTE RECEIVERS, 1993

RANK	EPA ID	SITE NAME	CITY	QUANTITY RECEIVED (TONS)
1	KSD007482029	VULCAN MATERIALS COMPANY	WICHITA	124,382
2	KSD980633259	SYSTECH ENVIRONMENTAL	FREDONIA	74,299
3	KSD031203318	ASH GROVE CEMENT PLANT	CHANUTE	27,351
4	KSD980739999	HERCULES CEMENT COMPANY/HEARTLAND	INDEPENDENCE	15,090
5	KSD007246846	HYDROCARBON RECYCLERS INC OF WICHITA	WICHITA	7,302
6	KSD981506025	APTUS INCINERATION, CHEMICAL TREATMENT	COFFEYVILLE	6,095
7	KSD000809723	SAFETY-KLEEN CORPORATION 6-195-01	WICHITA	1,176
8	KSD980973515	SAFETY-KLEEN CORPORATION 5-085-01	EDWARDSVILLE	1,093
9	KSD980686844	SAFETY-KLEEN CORPORATION 6-195-21	DODGE CITY	639
10	KSD070902952	CHEMICAL WASTE MGMT OF KANSAS INC	VALLEY CENTER	174
11	KSD057889313	ASHLAND CHEMICAL COMPANY	KANSAS CITY	166
12	KSD000809715	VAN WATERS & ROGERS INC	WICHITA	85
TOTAL				257,850

NOTES: COLUMNS MAY NOT SUM DUE TO ROUNDING.
STATE MAY HAVE FEWER THAN FIFTY FACILITIES THAT RECEIVED WASTE.

KANSAS

1993 WASTE RECEIPTS, CONTINUED

19 QUANTITY OF RCRA HAZARDOUS WASTE MANAGED, BY MANGEMENT METHOD, LIMITED TO WASTE RECEIVED FROM OFFSITE, 1993

MANAGEMENT METHOD	SYSTEM TYPE CODE	QUANTITY MANAGED (TONS)	PERCENTAGE OF QUANTITY	NUMBER OF FACILITIES	PERCENTAGE OF FACILITIES
INCINERATION	M041-M049	6,095	2	1	14
ENERGY RECOVERY (REUSE AS FUEL)	M051-M059	42,441	17	2	29
FUEL BLENDING	M061-----	79,778	32	3	43
AQUEOUS INORGANIC TREATMENT	M071-M079	0	0	1	14
DEEPWELL / UNDERGROUND INJECTION	M134-DISP	124,382	49	1	14
TOTAL		252,696	100	7	

20 MANAGEMENT METHOD, BY QUANTITY OF RCRA HAZARDOUS WASTE MANAGED, LIMITED TO WASTE RECEIVED FROM OFFSITE, 1993

MANAGEMENT METHOD	SYSTEM TYPE CODE	QUANTITY MANAGED (TONS)	PERCENTAGE OF QUANTITY	NUMBER OF FACILITIES	PERCENTAGE OF FACILITIES
DEEPWELL / UNDERGROUND INJECTION	M134-DISP	124,382	49	1	14
FUEL BLENDING	M061-----	79,778	32	3	43
ENERGY RECOVERY (REUSE AS FUEL)	M051-M059	42,441	17	2	29
INCINERATION	M041-M049	6,095	2	1	14
AQUEOUS INORGANIC TREATMENT	M071-M079	0	0	1	14
TOTAL		252,696	100	7	

NOTE: FACILITIES WITH ONLY STORAGE UNITS ARE EXCLUDED.
COLUMNS MAY NOT SUM DUE TO ROUNDING.
COLUMNS MAY NOT SUM TO TOTAL BECAUSE FACILITIES MAY HAVE MULTIPLE HANDLING METHODS.

KANSAS

1993 WASTE RECEIPTS, CONTINUED

21 MANAGEMENT METHOD AND QUANTITY OF RCRA HAZARDOUS WASTE MANAGED, BY NUMBER OF FACILITIES, LIMITED TO WASTE RECEIVED FROM OFF SITE, 1993

MANAGEMENT METHOD	SYSTEM TYPE CODE	QUANTITY MANAGED (TONS)	PERCENTAGE OF QUANTITY	NUMBER OF FACILITIES	PERCENTAGE OF FACILITIES
FUEL BLENDING	M061-----	79,778	32	3	43
ENERGY RECOVERY (REUSE AS FUEL)	M051-M059	42,441	17	2	29
INCINERATION	M041-M049	6,095	2	1	14
AQUEOUS INORGANIC TREATMENT	M071-M079	0	0	1	14
DEEPWELL / UNDERGROUND INJECTION	M134-DISP	124,382	49	1	14
TOTAL		252,696	100	7	

NOTE: FACILITIES WITH ONLY STORAGE UNITS ARE EXCLUDED.
COLUMNS MAY NOT SUM DUE TO ROUNDING.
COLUMNS MAY NOT SUM TO TOTAL BECAUSE FACILITIES MAY HAVE MULTIPLE HANDLING METHODS.

KANSAS

1993 IMPORTS AND EXPORTS

22	QUANTITY OF RCRA HAZARDOUS WASTE IMPORTED:	120,624	TONS
23	QUANTITY OF RCRA HAZARDOUS WASTE EXPORTED:	65,984	TONS

KENTUCKY

1993 WASTE GENERATION

1 NUMBER OF RCRA LARGE QUANTITY GENERATORS (LQGS): 472

2 QUANITY OF RCRA HAZARDOUS WASTE GENERATED: 397,488 TONS

3 FIFTY LARGEST RCRA HAZARDOUS WASTE GENERATORS IN THE STATE, 1993

RANK	EPA ID	SITE NAME	CITY	TOTAL GENERATED (TONS)
1	KYD049064017	KEN DEC INC.	HORSE CAVE	193,042
2	KYD053348108	SAFETY-KLEEN CORP.	NEW CASTLE	74,425
3	KYD006390017	ROHM & HAAS KY, INC.	LOUISVILLE	13,557
4	KYD088438817	LWD INC CALVERT CITY	CALVERT CITY	11,483
5	KYD006370175	ISP CHEMCIALS INC.	CALVERT CITY	7,427
6	KYD003924198	E.I. DU PONT DE NEMOURS & CO., INC.	LOUISVILLE	7,368
7	KYD000770313	ENVIRONMENTAL CONSERVATION SYSTEMS	BROOKS	6,000
8	KYD000207282	KENTUCKY ELECTRIC STEEL	ASHLAND	4,166
9	KYD991277112	NEWPORT STEEL CORP WILDER PLANT	WILDER	3,368
10	KYD049062375	NSA, DIVISION OF SOUTHWIRE COMPANY	HAWESVILLE	3,151
11	KYD058692526	ALCAN INGOT, SEBREE ALUMINUM PLANT	HENDERSON	3,129
12	KYD161955380	TOYOTA MOTOR MANUFACTURING USA	GEORGETOWN	2,562
13	KYD985079797	BEKAERT CORPORATION	SHELBYVILLE	2,544
14	KYD006370167	B.F. GOODRICH CHEMICAL GROUP	CALVERT CITY	2,458
15	KYD070814033	AKZO COATINGS INC.	LOUISVILLE	2,450
16	KYD074062316	C & S TRUCK SCALES, INC.	LOUISVILLE	2,450
17	KYD042943985	DOW CORNING CORPORATION	CARROLLTON	2,445
18	KYD981923089	SEALED POWER TECHNOLOGIES, L.P.	FRANKLIN	2,401
19	KYD006370159	ELF ATOCHEM NORTH AMERICA INC.	CALVERT CITY	2,226
20	KYD082390394	SHERWIN WILLIAMS CO	RICHMOND	1,960
21	KYD980845424	ASHLAND PETROLEUM, MARINE TERMINAL	ASHLAND	1,893
22	KYD054272554	TECUMSEH PRODUCTS COMPANY	SOMERSET	1,736
23	KYD000605568	HI-TEK POLYMERS, INC.	LOUISVILLE	1,701
24	KYD006373922	ELF ATOCHEM	CARROLLTON	1,570
25	KYD053351227	FORD MOTOR CO. - KY. TRUCK PLANT	LOUISVILLE	1,545
26	KYD071315899	FORD MOTOR COMPANY-LOU. ASSEMBLY PLANT	LOUISVILLE	1,351
27	KYD070814777	SUPERIOR GRAPHITE CO.	HOPKINSVILLE	1,312
28	KYD062951801	GREEN RIVER STEEL CORPORATION	OWENSBORO	1,287
29	KYD058691031	COMMONWEALTH ALUMINUM CORPORATION	LEWISPORT	1,116
30	KYD000821942	MIDWEST ENVIRONMENTAL SERVICES, INC.	LOUISVILLE	905
31	KYD062979158	POLYKEN TECHNOLOGIES	FRANKLIN	851
32	KYD981853633	ICHIKOH MANUFACTURING, INC.	SHELBYVILLE	802
33	KYD045739471	AMERICAN GREETINGS CORPORATION	CORBIN	782
34	KYD005009923	CALGON CORP	CATLETTSBURG	781
35	KYD985097088	BROWNING FERRIS INDUSTRIES	LOUISVILLE	759
36	KYD990737066	COURTAULDS COATINGS, FKA-PORTER PAINT CO	LOUISVILLE	632
37	KYD072887292	CLARK EQUIPMENT CO.	GEORGETOWN	616
38	KYD981753197	AMBRAKE CORPORATION	ELIZABETHTOWN	580
39	KYD985077502	EASTERDAY TIE & TIMBER COMPANY	MAYFIELD	571
40	KYD980847602	GATES RUBBER COMPANY	ELIZABETHTOWN	568
41	KYD006384531	ENGELHARD CORPORATION	LOUISVILLE	553
42	KYD006372502	BOYLES GALVANIZING CO.	LOUISVILLE	551
43	KYD045738127	TRINITY INDUSTRIES, INC.	ELIZABETHTOWN	537
44	KYD006377030	SOUTHERN GRAVURE SERVICE	LOUISVILLE	533
45	KYD985072156	WORLDSOURCE COIL COATING, INC.	HAWESVILLE	525
46	KYD985115138	URBAN RENEWAL COMMUNITY DEV. AGENCY	LOUISVILLE	492
47	KYD094203213	BROWN PRINTING CO., FRANKLIN DIVISION	FRANKLIN	477
48	KYD004255402	OSRAM SYLVANIA INC.	WINCHESTER	472
49	KYD070219571	YUASA-EXIDE, INC. (INDUSTRIAL BATTERIES)	RICHMOND	451
50	KYD985116136	CHEVRON USA PRODUCTS #48824	FT. MITCHELL	449
TOTAL				375,009

NOTE: STATE MAY HAVE FEWER THAN FIFTY GENERATORS.

KENTUCKY

1993 WASTE GENERATION, CONTINUED

4 QUANTITIES OF WASTE GENERATED IN 1993 THAT WERE

- REPORTED WITH ONLY CHARACTERISTIC WASTE CODES
- REPORTED WITH ONLY LISTED WASTE CODES
- REPORTED WITH BOTH CHARACTERISTIC AND LISTED WASTE CODES

WASTE HAS ONLY CHARACTERISTIC CODES	TONS OF WASTE GENERATED	WASTE HAS ONLY LISTED CODES	TONS OF WASTE GENERATED	WASTE HAS BOTH CHARACTERISTIC AND LISTED CODES	TONS OF WASTE GENERATED
ONLY IGNITABLE	20,377	ONLY AN F CODE	233,138		
ONLY CORROSIVE	6,838	ONLY A K CODE	15,267		
ONLY REACTIVE	206	ONLY A P CODE	113		
ONLY D004-17	14,780	ONLY A U CODE	201		
ONLY D018-43	4,473				
HAS MORE THAN ONE CHARACTERISTIC CODE	21,501	HAS MORE THAN ONE LISTED CODE	141		
TOTAL	68,175	TOTAL	248,861	TOTAL CHAR. AND LISTED	80,448

5 QUANTITIES OF WASTE GENERATED IN 1993 THAT WERE MULTIPLY CODED

WASTE HAS ONLY CHARACTERISTIC CODES BUT MORE THAN ONE APPLIES	TONS OF WASTE GENERATED	ONLY LISTED CODES BUT HAS MORE THAN ONE	TONS OF WASTE GENERATED	BOTH CHAR. & LISTED CODES	TONS OF WASTE GENERATED
HAS IGNITABLE CODE	14,571			IGN. W/ AT LEAST 1 LSTD	76,024
HAS CORROSIVE CODE	4,895			CORR. W/ AT LEAST 1 LSTD	2,722
HAS REACTIVE CODE	3,465			REACT. W/ AT LEAST 1 LSTD	135
HAS D004-D017 CODE	8,396			D004-17 W/ AT LEAST 1 LSTD	8,965
HAS D018-D043 CODE	12,996			D018-43 W/ AT LEAST 1 LSTD	10,392
		HAS AN F CODE	133	F WASTE W/ AT LEAST 1 CHAR	76,841
		HAS A K CODE	0	K WASTE W/ AT LEAST 1 CHAR	3,077
		HAS A P CODE	15	P WASTE W/ AT LEAST 1 CHAR	2
		HAS A U CODE	141	U WASTE W/ AT LEAST 1 CHAR	592
TOTAL	21,501	TOTAL	141	TOTAL	80,448

NOTE: COLUMNS DO NOT SUM TO TOTAL BECAUSE A WASTE CODE MAY APPLY TO MORE THAN ONE WASTE.
MIXTURES WITH IGNITABLE, CORROSIVE, REACTIVE, D004-17, AND D018-43 CHARACTERISTIC CODES ALSO MAY CONTAIN OTHER CHARACTERISTIC WASTE CODES.
SIMILARLY, WASTES WITH F,K,P, AND U LISTED CODES MAY HAVE OTHER LISTED WASTE CODES.

KENTUCKY

1993 WASTE MANAGEMENT

6 NUMBER OF RCRA TSD FACILITIES: 42

7 QUANITY OF RCRA HAZARDOUS WASTE MANAGED: 221,701 TONS

8 FIFTY LARGEST RCRA HAZARDOUS WASTE MANAGEMENT FACILITIES, 1993

RANK	EPAID	SITE NAME	CITY	TONS OF WASTE MANAGED
1	KYD053348108	SAFETY-KLEEN CORP.	NEW CASTLE	130,960
2	KYD088438817	LWD INC CALVERT CITY	CALVERT CITY	34,812
3	KYD000821942	MIDWEST ENVIRONMENTAL SERVICES, INC.	LOUISVILLE	26,837
4	KYD006390017	ROHM & HAAS KY, INC.	LOUISVILLE	13,240
5	KYD000770313	ENVIRONMENTAL CONSERVATION SYSTEMS	BROOKS	9,270
6	KYD006370159	ELF ATOCHEM NORTH AMERICA INC.	CALVERT CITY	2,169
7	KYD000615898	ASHLAND PETROLEUM CO., ROUTE 3 LANDFILL	CATLETTSBURG	1,988
8	KYD006373922	ELF ATOCHEM	CARROLLTON	1,115
9	KYD985073196	LWD SANITARY LANDFILL, INC.	CALVERT CITY	656
10	KY8213820105	LEXINGTON-BLUE GRASS ARMY DEPOT	RICHMOND	194
11	KYD006396246	OLIN CORPORATION	BRANDENBURG	187
12	KYD041167396	ALLIED DRUM SERVICE, INC.	LOUISVILLE	186
13	KYD061557054	ENSIGN-BICKFORD COMPANY (THE)	GRAHAM	42
14	KY5170024173	NAVAL ORDNANCE STATION	LOUISVILLE	30
15	KYD980840029	UNIVERSITY OF LOUISVILLE	LOUISVILLE	9
16	KY8890008982	US DOE PADUCAH GAS DIFFUSION PLT	PADUCAH	3
17	KY6210020479	USAARMC AND FORT KNOX	FORT KNOX	2
18	KYD006386395	GENERAL ELEC CO/GLASS PLT	LEXINGTON	1
TOTAL				221,701

NOTE: STATE MAY HAVE FEWER THAN FIFTY FACILITIES THAT MANAGED WASTES.
WASTE ONLY MANAGED BY STORAGE IS NOT INCLUDED.

KENTUCKY

1993 WASTE MANAGEMENT, CONTINUED

9 QUANTITY OF RCRA HAZARDOUS WASTE MANAGED BY MANAGEMENT METHOD, 1993

MANAGEMENT METHOD	SYSTEM TYPE CODE	QUANTITY MANAGED (TONS)	PERCENTAGE OF QUANTITY	NUMBER OF FACILITIES	PERCENTAGE OF FACILITIES
METALS RECOVERY (FOR REUSE)	M011-M019	2	0	1	6
SOLVENTS RECOVERY	M021-M029	8,403	4	3	17
INCINERATION	M041-M049	38,217	17	4	22
ENERGY RECOVERY (REUSE AS FUEL)	M051-M059	13,240	6	1	6
FUEL BLENDING	M061-----	158,759	72	3	17
AQUEOUS INORGANIC TREATMENT	M071-M079	3	0	1	6
STABILIZATION	M111-M119	656	0	1	6
OTHER TREATMENT	M121-M129	434	0	6	33
LANDFILL	M132-DISP	1,988	1	1	6
TOTAL		221,701	100	18	

10 MANAGEMENT METHOD, BY QUANTITY OF RCRA HAZARDOUS WASTE MANAGED, 1993

MANAGEMENT METHOD	SYSTEM TYPE CODE	QUANTITY MANAGED (TONS)	PERCENTAGE OF QUANTITY	NUMBER OF FACILITIES	PERCENTAGE OF FACILITIES
FUEL BLENDING	M061-----	158,759	72	3	17
INCINERATION	M041-M049	38,217	17	4	22
ENERGY RECOVERY (REUSE AS FUEL)	M051-M059	13,240	6	1	6
SOLVENTS RECOVERY	M021-M029	8,403	4	3	17
LANDFILL	M132-DISP	1,988	1	1	6
STABILIZATION	M111-M119	656	0	1	6
OTHER TREATMENT	M121-M129	434	0	6	33
AQUEOUS INORGANIC TREATMENT	M071-M079	3	0	1	6
METALS RECOVERY (FOR REUSE)	M011-M019	2	0	1	6
TOTAL		221,701	100	18	

NOTE: FACILITIES WITH ONLY STORAGE UNITS ARE EXCLUDED.
COLUMNS MAY NOT SUM DUE TO ROUNDING.
COLUMNS MAY NOT SUM TO TOTAL BECAUSE FACILITIES MAY HAVE MULTIPLE HANDLING METHODS.

KENTUCKY

1993 WASTE MANAGEMENT, CONTINUED

11 MANAGEMENT METHOD AND QUANTITY OF RCRA HAZARDOUS WASTE MANAGED BY NUMBER OF FACILITIES, 1993

MANAGEMENT METHOD	SYSTEM TYPE CODE	QUANTITY MANAGED (TONS)	PERCENTAGE OF QUANTITY	NUMBER OF FACILITIES	PERCENTAGE OF FACILITIES
OTHER TREATMENT	M121-M129	434	0	6	33
INCINERATION	M041-M049	38,217	17	4	22
SOLVENTS RECOVERY	M021-M029	8,403	4	3	17
FUEL BLENDING	M061-----	158,759	72	3	17
METALS RECOVERY (FOR REUSE)	M011-M019	2	0	1	6
ENERGY RECOVERY (REUSE AS FUEL)	M051-M059	13,240	6	1	6
AQUEOUS INORGANIC TREATMENT	M071-M079	3	0	1	6
STABILIZATION	M111-M119	656	0	1	6
LANDFILL	M132-DISP	1,988	1	1	6
TOTAL		221,701	100	18	

NOTE: FACILITIES WITH ONLY STORAGE UNITS ARE EXCLUDED.
COLUMNS MAY NOT SUM DUE TO ROUNDING.
COLUMNS MAY NOT SUM TO TOTAL BECAUSE FACILITIES MAY HAVE MULTIPLE HANDLING METHODS.

12 QUANTITY AND PERCENTAGE OF RCRA HAZARDOUS WASTEWATER AND NON-WASTEWATER MANAGED IN 1993

MANAGEMENT TYPE	TONS	PERCENTAGE
WASTEWATER	2,748	1.2
NON-WASTEWATER	218,953	98.8
TOTAL	221,701	100.0

KENTUCKY

1993 WASTE SHIPMENTS

13 NUMBER OF RCRA HAZARDOUS WASTE SHIPPERS: 461

14 QUANITIY OF RCRA HAZARDOUS WASTE SHIPPED: 184,139 TONS

15 FIFTY LARGEST RCRA HAZARDOUS WASTE SHIPPERS, 1993

RANK	EPA ID	SITE NAME	CITY	QUANTITY SHIPPED (TONS)
1	KYD053348108	SAFETY-KLEEN CORP.	NEW CASTLE	72,555
2	KYD088438817	LWD INC CALVERT CITY	CALVERT CITY	13,379
3	KYD006370175	ISP CHEMCIALS INC.	CALVERT CITY	7,429
4	KYD003924198	E.I. DU PONT DE NEMOURS & CO., INC.	LOUISVILLE	7,368
5	KYD000770313	ENVIRONMENTAL CONSERVATION SYSTEMS	BROOKS	6,000
6	KYD000207282	KENTUCKY ELECTRIC STEEL	ASHLAND	4,166
7	KYD991277112	NEWPORT STEEL CORP WILDER PLANT	WILDER	3,368
8	KYD049062375	NSA, DIVISION OF SOUTHWIRE COMPANY	HAWESVILLE	3,131
9	KYD058692526	ALCAN INGOT, SEBREE ALUMINUM PLANT	HENDERSON	3,128
10	KYD985079797	BEKAERT CORPORATION	SHELBYVILLE	2,544
11	KYD161955380	TOYOTA MOTOR MANUFACTURING USA	GEORGETOWN	2,526
12	KYD042943985	DOW CORNING CORPORATION	CARROLLTON	2,443
13	KYD985073196	LWD SANITARY LANDFILL, INC.	CALVERT CITY	2,340
14	KYD082390394	SHERWIN WILLIAMS CO	RICHMOND	1,960
15	KYD980845424	ASHLAND PETROLEUM, MARINE TERMINAL	ASHLAND	1,893
16	KYD981027469	SAFETY-KLEEN CORP. (-4-090-01)	LEXINGTON	1,718
17	KYD054272554	TECUMSEH PRODUCTS COMPANY	SOMERSET	1,715
18	KYD000605568	HI-TEK POLYMERS, INC.	LOUISVILLE	1,653
19	KYD006370167	B.F. GOODRICH CHEMICAL GROUP	CALVERT CITY	1,550
20	KYD053351227	FORD MOTOR CO. - KY. TRUCK PLANT	LOUISVILLE	1,545
21	KYD071315899	FORD MOTOR COMPANY-LOU. ASSEMBLY PLANT	LOUISVILLE	1,351
22	KYD000821942	MIDWEST ENVIRONMENTAL SERVICES, INC.	LOUISVILLE	1,321
23	KYD070814777	SUPERIOR GRAPHITE CO.	HOPKINSVILLE	1,312
24	KYD062951801	GREEN RIVER STEEL CORPORATION	OWENSBORO	1,287
25	KYD070814033	AKZO COATINGS INC.	LOUISVILLE	1,252
26	KYD049064017	KEN DEC INC.	HORSE CAVE	1,144
27	KYD062979158	POLYKEN TECHNOLOGIES	FRANKLIN	851
28	KYD058691031	COMMONWEALTH ALUMINUM CORPORATION	LEWISPORT	844
29	KYD981853633	ICHIKOH MANUFACTURING, INC.	SHELBYVILLE	802
30	KYD005009923	CALGON CORP	CATLETTSBURG	781
31	KYD981027451	SAFETY-KLEEN CORP. (4-075-01)	ASHLAND	767
32	KYD045739471	AMERICAN GREETINGS CORPORATION	CORBIN	760
33	KYD985097088	BROWNING FERRIS INDUSTRIES	LOUISVILLE	759
34	KYD990737066	COURTAULDS COATINGS, FKA-PORTER PAINT CO	LOUISVILLE	632
35	KYD072887292	CLARK EQUIPMENT CO.	GEORGETOWN	616
36	KYD980847602	GATES RUBBER COMPANY	ELIZABETHTOWN	568
37	KYD981753197	AMBRAKE CORPORATION	ELIZABETHTOWN	565
38	KYD006384531	ENGELHARD CORPORATION	LOUISVILLE	553
39	KYD006372502	BOYLES GALVANIZING CO.	LOUISVILLE	551
40	KYD045738127	TRINITY INDUSTRIES, INC.	ELIZABETHTOWN	537
41	KYD006377030	SOUTHERN GRAVURE SERVICE	LOUISVILLE	533
42	KYD006373922	ELF ATOCHEM	CARROLLTON	528
43	KYD985072156	WORLDSOURCE COIL COATING, INC.	HAWESVILLE	525
44	KYD985115138	URBAN RENEWAL COMMUNITY DEV. AGENCY	LOUISVILLE	492
45	KYD006390017	ROHM & HAAS KY, INC.	LOUISVILLE	472
46	KYD004255402	OSRAM SYLVANIA INC.	WINCHESTER	472
47	KYD070219571	YUASA-EXIDE, INC. (INDUSTRIAL BATTERIES)	RICHMOND	451
48	KYD985116185	CHESNEY FARM DISPOSAL SITE	MONTEREY	448
49	KYD066899766	ATR WIRE & CABLE CO INC	DANVILLE	423
50	KYD981471279	TOPY CORPORATION	FRANKFORT	417
TOTAL				164,423

NOTES: COLUMNS MAY NOT SUM DUE TO ROUNDING.
STATE MAY HAVE FEWER THAN FIFTY SHIPPERS.

KENTUCKY

1993 WASTE RECEIPTS

16 NUMBER OF RCRA HAZARDOUS WASTE RECEIVERS: 15

17 QUANITIY OF RCRA HAZARDOUS WASTE RECEIVED: 133,033 TONS

18 FIFTY LARGEST RCRA HAZARDOUS WASTE RECEIVERS, 1993

RANK	EPA ID	SITE NAME	CITY	QUANTITY RECEIVED (TONS)
1	KYD053348108	SAFETY-KLEEN CORP.	NEW CASTLE	58,880
2	KYD088438817	LWD INC CALVERT CITY	CALVERT CITY	34,812
3	KYD000821942	MIDWEST ENVIRONMENTAL SERVICES, INC.	LOUISVILLE	27,330
4	KYD000770313	ENVIRONMENTAL CONSERVATION SYSTEMS	BROOKS	4,635
5	KYD985073196	LWD SANITARY LANDFILL, INC.	CALVERT CITY	2,551
6	KYD000615898	ASHLAND PETROLEUM CO., ROUTE 3 LANDFILL	CATLETTSBURG	1,988
7	KYD981027469	SAFETY-KLEEN CORP. (-4-090-01)	LEXINGTON	1,521
8	KYD981027451	SAFETY-KLEEN CORP. (4-075-01)	ASHLAND	831
9	KYD006390017	ROHM & HAAS KY, INC.	LOUISVILLE	155
10	KYD042593368	VAN WATERS & ROGERS, INC.	LOUISVILLE	134
11	KYD091514653	SAFETY-KLEEN CORP. (4-091-01)	LOUISVILLE	77
12	KYD006373922	ELF ATOCHEM	CARROLLTON	73
13	KYD006396246	OLIN CORPORATION	BRANDENBURG	40
14	KYD980840029	UNIVERSITY OF LOUISVILLE	LOUISVILLE	5
15	KYD000830851	UNIVERSITY OF KENTUCKY	LEXINGTON	1
TOTAL				133,033

NOTES: COLUMNS MAY NOT SUM DUE TO ROUNDING.
STATE MAY HAVE FEWER THAN FIFTY FACILITIES THAT RECEIVED WASTE.

KENTUCKY

1993 WASTE RECEIPTS, CONTINUED

19 QUANTITY OF RCRA HAZARDOUS WASTE MANAGED, BY MANGEMENT METHOD, LIMITED TO WASTE RECEIVED FROM OFFSITE, 1993

MANAGEMENT METHOD	SYSTEM TYPE CODE	QUANTITY MANAGED (TONS)	PERCENTAGE OF QUANTITY	NUMBER OF FACILITIES	PERCENTAGE OF FACILITIES
SOLVENTS RECOVERY	M021-M029	79	0	1	10
INCINERATION	M041-M049	34,925	27	3	30
ENERGY RECOVERY (REUSE AS FUEL)	M051-M059	155	0	1	10
FUEL BLENDING	M061-----	90,273	70	3	30
STABILIZATION	M111-M119	656	1	1	10
OTHER TREATMENT	M121-M129	3	0	1	10
LANDFILL	M132-DISP	1,988	2	1	10
TOTAL		128,079	100	10	

20 MANAGEMENT METHOD, BY QUANTITY OF RCRA HAZARDOUS WASTE MANAGED, LIMITED TO WASTE RECEIVED FROM OFFSITE, 1993

MANAGEMENT METHOD	SYSTEM TYPE CODE	QUANTITY MANAGED (TONS)	PERCENTAGE OF QUANTITY	NUMBER OF FACILITIES	PERCENTAGE OF FACILITIES
FUEL BLENDING	M061-----	90,273	70	3	30
INCINERATION	M041-M049	34,925	27	3	30
LANDFILL	M132-DISP	1,988	2	1	10
STABILIZATION	M111-M119	656	1	1	10
ENERGY RECOVERY (REUSE AS FUEL)	M051-M059	155	0	1	10
SOLVENTS RECOVERY	M021-M029	79	0	1	10
OTHER TREATMENT	M121-M129	3	0	1	10
TOTAL		128,079	100	10	

NOTE: FACILITIES WITH ONLY STORAGE UNITS ARE EXCLUDED.
COLUMNS MAY NOT SUM DUE TO ROUNDING.
COLUMNS MAY NOT SUM TO TOTAL BECAUSE FACILITIES MAY HAVE MULTIPLE HANDLING METHODS.

KENTUCKY

1993 WASTE RECEIPTS, CONTINUED

21 MANAGEMENT METHOD AND QUANTITY OF RCRA HAZARDOUS WASTE MANAGED, BY NUMBER OF FACILITIES, LIMITED TO WASTE RECEIVED FROM OFF SITE, 1993

MANAGEMENT METHOD	SYSTEM TYPE CODE	QUANTITY MANAGED (TONS)	PERCENTAGE OF QUANTITY	NUMBER OF FACILITIES	PERCENTAGE OF FACILITIES
INCINERATION	M041-M049	34,925	27	3	30
FUEL BLENDING	M061-----	90,273	70	3	30
SOLVENTS RECOVERY	M021-M029	79	0	1	10
ENERGY RECOVERY (REUSE AS FUEL)	M051-M059	155	0	1	10
STABILIZATION	M111-M119	656	1	1	10
OTHER TREATMENT	M121-M129	3	0	1	10
LANDFILL	M132-DISP	1,988	2	1	10
TOTAL		128,079	100	10	

NOTE: FACILITIES WITH ONLY STORAGE UNITS ARE EXCLUDED.
COLUMNS MAY NOT SUM DUE TO ROUNDING.
COLUMNS MAY NOT SUM TO TOTAL BECAUSE FACILITIES MAY HAVE MULTIPLE HANDLING METHODS.

KENTUCKY

1993 IMPORTS AND EXPORTS

22	QUANTITY OF RCRA HAZARDOUS WASTE IMPORTED:	113,139	TONS
23	QUANTITY OF RCRA HAZARDOUS WASTE EXPORTED:	161,830	TONS

LOUISIANA

1993 WASTE GENERATION

1 NUMBER OF RCRA LARGE QUANTITY GENERATORS (LQGS): 347

2 QUANITY OF RCRA HAZARDOUS WASTE GENERATED: 31,715,905 TONS

3 FIFTY LARGEST RCRA HAZARDOUS WASTE GENERATORS IN THE STATE, 1993

RANK	EPA ID	SITE NAME	CITY	TOTAL GENERATED (TONS)
1	LAD008080350	CITGO PETROLEUM CORP	LAKE CHARLES	14,212,972
2	LAD056024391	BP OIL COMPANY-ALLIANCE REFINERY	BELLE CHASSE	4,970,936
3	LAD041581422	UNION CARBIDE C & P CO INC - TAFT PLANT	TAFT	3,589,670
4	LAD008175390	CYTEC INDUSTRIES INC - FORTIER PLANT	WAGGAMAN	3,509,819
5	LAD008213191	RUBICON INC	GEISMAR	1,410,839
6	LAD008187080	DOW CHEMICAL COMPANY	PLAQUEMINE	1,024,489
7	LAD001890367	E. I. DUPONT DE NEMOURS - PONTCHARTRAIN	LAPLACE	772,956
8	LAD001700756	MONSANTO	LULING	771,275
9	LAD040776809	BASF CORPORATION	GEISMAR	451,785
10	LAD985185149	LOUISIANA PIGMENT COMPANY	WESTLAKE	391,495
11	LAD020597597	ANGUS CHEMICAL COMPANY	STERLINGTON	102,300
12	LAD000777201	CHEMICAL WASTE MANAGEMENT	SULPHUR	78,481
13	LAD000618256	CECOS INTERNATIONAL INC	WESTLAKE	60,635
14	LA0213820533	LOUISIANA ARMY AMMUNITION PLANT	DOYLINE	53,496
15	LAD008086506	PPG INDUSTRIES INC - LAKE CHARLES FAC	WESTLAKE	35,206
16	LAD079464095	LAIDLAW ENVIRONMENAL SERVICES	RAYNE	25,720
17	LAD057117434	GEORGIA GULF CORPORATION	PLAQUEMINE	24,564
18	LAD980622104	SHELL CHEMICAL COMPANY	NORCO	21,838
19	LAD010395127	ROLLINS ENVIRONMENTAL SERVICES	BATON ROUGE	21,120
20	LAD008080681	OLIN CORPORATION	WESTLAKE	14,606
21	LAD086478047	VISTA CHEMICAL CO - LAKE CHARLES	WESTLAKE	13,509
22	LAD008179707	MOBIL OIL CORP - CHALMETTE REFINERY	CHALMETTE	13,229
23	LAT230012478	DIS-TRAN PRODUCTS INC	PINEVILLE	12,764
24	LAD008184137	SCHUYLKILL METALS CORP	BATON ROUGE	10,500
25	LAD053783445	CIBA- GEIGY CORP	ST GABRIEL	10,007
26	LAD000812818	EXXON CHEMICAL AMERICAS	BATON ROUGE	9,338
27	LAD094919339	BAYOU STEEL CORPORATION	LAPLACE	8,938
28	LAD062662887	EXXON BATON ROUGE REFINERY	BATON ROUGE	8,556
29	LAD041224932	FORMOSA PLASTICS CORP., LA	EAST BATON ROUGE	8,540
30	LAD092476126	GOLD LINE REFINING, LTD	LAKE CHARLES	7,659
31	LAD081999724	MARATHON OIL COMPANY	GARYVILLE	6,150
32	LAD000618298	CECOS INTERNATIONAL INC	LIVINGSTON	5,621
33	LAD092681824	VULCAN CHEMICALS	GEISMAR	4,592
34	LAD008194060	UNIROYAL CHEMICAL COMPANY	GEISMAR	4,064
35	LAD058530510	GNB BATTERY TECHNOLOGIES	SHREVEPORT	3,921
36	LAD980810840	T T COATINGS INC	WESTWEGO	3,062
37	LAD065470916	WITCO CORPORATION	TAFT	2,766
38	LAD008161234	RHONE-POULENC BASIC CHEMICALS COMPANY BR	BATON ROUGE	2,160
39	LAD008186579	SHELL OIL COMPANY	NORCO	1,981
40	LAD098598360	WESTSIDE GALVANIZING SERVICES INC	PORT ALLEN	1,713
41	LAD000778381	EXXON CHEMICAL CO PLASTICS PLANT	BATON ROUGE	1,417
42	LAD003913449	BORDEN CHEMICALS AND PLASTICS	GEISMAR	1,326
43	LAD981512627	PURE SOLVE, INC	PORT ALLEN	1,256
44	LAD000209700	BROWNING-FERRIS INDUSTRIES	BATON ROUGE	1,244
45	LAD059130831	DSM COPOLYMER - ADDIS PLANT	ADDIS	1,241
46	LAD981514441	WASTE-TECH SERVICES INC	LAKE CHARLES	1,061
47	LAD008058471	MURPHY OIL USA INC - MERAUX REFINERY	MERAUX	1,029
48	LAD990683716	CONOCO INC	WESTLAKE	1,027
49	LAD003913316	OCCIDENTAL CHEMICAL CORP - TAFT PLANT	TAFT	904
50	LAD008073439	FIRESTONE SYNTHETIC RUBBER & LATEX CO	SULPHER	770
TOTAL				31,694,550

NOTE: STATE MAY HAVE FEWER THAN FIFTY GENERATORS.

LOUISIANA

1993 WASTE GENERATION, CONTINUED

4 QUANTITIES OF WASTE GENERATED IN 1993 THAT WERE

- REPORTED WITH ONLY CHARACTERISTIC WASTE CODES
- REPORTED WITH ONLY LISTED WASTE CODES
- REPORTED WITH BOTH CHARACTERISTIC AND LISTED WASTE CODES

WASTE HAS ONLY CHARACTERISTIC CODES	TONS OF WASTE GENERATED	WASTE HAS ONLY LISTED CODES	TONS OF WASTE GENERATED	WASTE HAS BOTH CHARACTERISTIC AND LISTED CODES	TONS OF WASTE GENERATED
ONLY IGNITABLE	36,837	ONLY AN F CODE	95,314		
ONLY CORROSIVE	1,374,304	ONLY A K CODE	872,213		
ONLY REACTIVE	219	ONLY A P CODE	6		
ONLY D004-17	33,229	ONLY A U CODE	3,566		
ONLY D018-43	23,188,749				
HAS MORE THAN ONE CHARACTERISTIC CODE	405,555	HAS MORE THAN ONE LISTED CODE	3,188,459		
TOTAL	25,038,893	TOTAL	4,159,558	TOTAL CHAR. AND LISTED	2,517,442

5 QUANTITIES OF WASTE GENERATED IN 1993 THAT WERE MULTIPLY CODED

WASTE HAS ONLY CHARACTERISTIC CODES BUT MORE THAN ONE APPLIES	TONS OF WASTE GENERATED	ONLY LISTED CODES BUT HAS MORE THAN ONE	TONS OF WASTE GENERATED	BOTH CHAR. & LISTED CODES	TONS OF WASTE GENERATED
HAS IGNITABLE CODE	398,202			IGN. W/ AT LEAST 1 LSTD	157,000
HAS CORROSIVE CODE	374,352			CORR. W/ AT LEAST 1 LSTD	33,992
HAS REACTIVE CODE	361,149			REACT. W/ AT LEAST 1 LSTD	1,360,000
HAS D004-D017 CODE	10,471			D004-17 W/ AT LEAST 1 LSTD	39,897
HAS D018-D043 CODE	35,931			D018-43 W/ AT LEAST 1 LSTD	1,107,174
		HAS AN F CODE	1,753,950	F WASTE W/ AT LEAST 1 CHAR	137,877
		HAS A K CODE	2,430,700	K WASTE W/ AT LEAST 1 CHAR	2,410,488
		HAS A P CODE	798,451	P WASTE W/ AT LEAST 1 CHAR	12,874
		HAS A U CODE	2,425,759	U WASTE W/ AT LEAST 1 CHAR	63,412
TOTAL	405,555	TOTAL	3,188,459	TOTAL	2,517,442

NOTE: COLUMNS DO NOT SUM TO TOTAL BECAUSE A WASTE CODE MAY APPLY TO MORE THAN ONE WASTE.
MIXTURES WITH IGNITABLE, CORROSIVE, REACTIVE, D004-17, AND D018-43 CHARACTERISTIC CODES ALSO MAY CONTAIN OTHER CHARACTERISTIC WASTE CODES.
SIMILARLY, WASTES WITH F,K,P, AND U LISTED CODES MAY HAVE OTHER LISTED WASTE CODES.

LOUISIANA

1993 WASTE MANAGEMENT

6 NUMBER OF RCRA TSD FACILITIES: 67

7 QUANITY OF RCRA HAZARDOUS WASTE MANAGED: 31,468,974 TONS

8 FIFTY LARGEST RCRA HAZARDOUS WASTE MANAGEMENT FACILITIES, 1993

RANK	EPAID	SITE NAME	CITY	TONS OF WASTE MANAGED
1	LAD008080350	CITGO PETROLEUM CORP	LAKE CHARLES	14,211,097
2	LAD056024391	BP OIL COMPANY-ALLIANCE REFINERY	BELLE CHASSE	4,971,172
3	LAD041581422	UNION CARBIDE C & P CO INC - TAFT PLANT	TAFT	3,588,881
4	LAD008175390	CYTEC INDUSTRIES INC - FORTIER PLANT	WAGGAMAN	3,509,804
5	LAD008213191	RUBICON INC	GEISMAR	1,393,409
6	LAD008187080	DOW CHEMICAL COMPANY	PLAQUEMINE	1,024,139
7	LAD001890367	E. I. DUPONT DE NEMOURS - PONTCHARTRAIN	LAPLACE	775,872
8	LAD001700756	MONSANTO	LULING	770,730
9	LAD040776809	BASF CORPORATION	GEISMAR	446,965
10	LAD000777201	CHEMICAL WASTE MANAGEMENT	SULPHUR	243,034
11	LAD020597597	ANGUS CHEMICAL COMPANY	STERLINGTON	102,200
12	LAD981057706	MARINE SHALE PROCESSORS	AMELIA	91,658
13	LAD000618256	CECOS INTERNATIONAL INC	WESTLAKE	70,116
14	LAD000778514	ROLLINS ENVIR SER OF LA INC	PLAQUEMINE	44,420
15	LAD010395127	ROLLINS ENVIRONMENTAL SERVICES	BATON ROUGE	34,164
16	LAD008161234	RHONE-POULENC BASIC CHEMICALS COMPANY BR	BATON ROUGE	28,822
17	LAD008086506	PPG INDUSTRIES INC - LAKE CHARLES FAC	WESTLAKE	26,633
18	LAD057117434	GEORGIA GULF CORPORATION	PLAQUEMINE	24,787
19	LAD980622104	SHELL CHEMICAL COMPANY	NORCO	20,769
20	LA0213820533	LOUISIANA ARMY AMMUNITION PLANT	DOYLINE	17,581
21	LAD008080681	OLIN CORPORATION	WESTLAKE	13,588
22	LAD008184137	SCHUYLKILL METALS CORP	BATON ROUGE	13,138
23	LAD008179707	MOBIL OIL CORP - CHALMETTE REFINERY	CHALMETTE	12,100
24	LAD053783445	CIBA- GEIGY CORP	ST GABRIEL	9,249
25	LAD000778381	EXXON CHEMICAL CO PLASTICS PLANT	BATON ROUGE	6,390
26	LAD081999724	MARATHON OIL COMPANY	GARYVILLE	5,727
27	LAD092681824	VULCAN CHEMICALS	GEISMAR	4,270
28	LAD981514441	WASTE-TECH SERVICES INC	LAKE CHARLES	3,639
29	LAD079464095	LAIDLAW ENVIRONMENAL SERVICES	RAYNE	2,997
30	LAD010390599	WESTVACO CORP	DERIDDER	566
31	LAD008186579	SHELL OIL COMPANY	NORCO	329
32	LAD034199802	CHEVRON CHEMICAL CO - OAK POINT PLANT	BELLE CHASE	241
33	LAD086478047	VISTA CHEMICAL CO - LAKE CHARLES	WESTLAKE	234
34	LAD981152903	NEW ORLEANS SILVERSMITHS	NEW ORLEANS	157
35	LAD087029872	ALFRED'S PROCESSOR SALES/SERVICE	KENNER	39
36	LAD981055791	LAIDLAW ENVIR SER (THERMAL TREATMENT)INC	COLFAX	29
37	LAD062662887	EXXON BATON ROUGE REFINERY	BATON ROUGE	9
38	LAD003913183	SHELL CHEMICAL CO - GEISMAR PLANT	GEISMAR	8
39	LA4800014587	MARTIN MARIETTA/US NASA	NEW ORLEANS	5
40	LAD981596331	CAPITAL CITY PRESS-BLUEBONNET PROD.	BATON ROUGE	5
41	LAD980622161	CATALYST RECOVERY OF LA INC	LAFAYETTE	0
42	LAD985227792	OGDEN COMPANY	BASTROP	0
TOTAL				31,468,974

NOTE: STATE MAY HAVE FEWER THAN FIFTY FACILITIES THAT MANAGED WASTES.
WASTE ONLY MANAGED BY STORAGE IS NOT INCLUDED.

LOUISIANA

1993 WASTE MANAGEMENT, CONTINUED

9 QUANTITY OF RCRA HAZARDOUS WASTE MANAGED BY MANAGEMENT METHOD, 1993

MANAGEMENT METHOD	SYSTEM TYPE CODE	QUANTITY MANAGED (TONS)	PERCENTAGE OF QUANTITY	NUMBER OF FACILITIES	PERCENTAGE OF FACILITIES
METALS RECOVERY (FOR REUSE)	M011-M019	2,835	0	3	7
SOLVENTS RECOVERY	M021-M029	15	0	4	10
OTHER RECOVERY	M031-M039	62,929	0	5	12
INCINERATION	M041-M049	156,295	0	13	31
ENERGY RECOVERY (REUSE AS FUEL)	M051-M059	145,749	0	13	31
FUEL BLENDING	M061-----	3,667	0	2	5
AQUEOUS INORGANIC TREATMENT	M071-M079	987,631	3	2	5
AQUEOUS ORGANIC TREATMENT	M081-M089	8,973,447	29	4	10
AQUEOUS ORGANIC AND INORGANIC TREATMENT	M091-M099	14,557,030	46	2	5
STABILIZATION	M111-M119	16,788	0	2	5
OTHER TREATMENT	M121-M129	2,574,620	8	12	29
LAND TREATMENT / APPLICATION / FARMING	M131-DISP	4,410	0	1	2
LANDFILL	M132-DISP	244,291	1	2	5
DEEPWELL / UNDERGROUND INJECTION	M134-DISP	3,721,685	12	6	14
OTHER DISPOSAL SPECIFIED IN COMMENTS	M137-DISP	17,581	0	1	2
TOTAL		31,468,974	100	42	

10 MANAGEMENT METHOD, BY QUANTITY OF RCRA HAZARDOUS WASTE MANAGED, 1993

MANAGEMENT METHOD	SYSTEM TYPE CODE	QUANTITY MANAGED (TONS)	PERCENTAGE OF QUANTITY	NUMBER OF FACILITIES	PERCENTAGE OF FACILITIES
AQUEOUS ORGANIC AND INORGANIC TREATMENT	M091-M099	14,557,030	46	2	5
AQUEOUS ORGANIC TREATMENT	M081-M089	8,973,447	29	4	10
DEEPWELL / UNDERGROUND INJECTION	M134-DISP	3,721,685	12	6	14
OTHER TREATMENT	M121-M129	2,574,620	8	12	29
AQUEOUS INORGANIC TREATMENT	M071-M079	987,631	3	2	5
LANDFILL	M132-DISP	244,291	1	2	5
INCINERATION	M041-M049	156,295	0	13	31
ENERGY RECOVERY (REUSE AS FUEL)	M051-M059	145,749	0	13	31
OTHER RECOVERY	M031-M039	62,929	0	5	12
OTHER DISPOSAL SPECIFIED IN COMMENTS	M137-DISP	17,581	0	1	2
STABILIZATION	M111-M119	16,788	0	2	5
LAND TREATMENT / APPLICATION / FARMING	M131-DISP	4,410	0	1	2
FUEL BLENDING	M061-----	3,667	0	2	5
METALS RECOVERY (FOR REUSE)	M011-M019	2,835	0	3	7
SOLVENTS RECOVERY	M021-M029	15	0	4	10
TOTAL		31,468,974	100	42	

NOTE: FACILITIES WITH ONLY STORAGE UNITS ARE EXCLUDED.
COLUMNS MAY NOT SUM DUE TO ROUNDING.
COLUMNS MAY NOT SUM TO TOTAL BECAUSE FACILITIES MAY HAVE MULTIPLE HANDLING METHODS.

LOUISIANA

1993 WASTE MANAGEMENT, CONTINUED

11 MANAGEMENT METHOD AND QUANTITY OF RCRA HAZARDOUS WASTE MANAGED BY NUMBER OF FACILITIES, 1993

MANAGEMENT METHOD	SYSTEM TYPE CODE	QUANTITY MANAGED (TONS)	PERCENTAGE OF QUANTITY	NUMBER OF FACILITIES	PERCENTAGE OF FACILITIES
INCINERATION	M041-M049	156,295	0	13	31
ENERGY RECOVERY (REUSE AS FUEL)	M051-M059	145,749	0	13	31
OTHER TREATMENT	M121-M129	2,574,620	8	12	29
DEEPWELL / UNDERGROUND INJECTION	M134-DISP	3,721,685	12	6	14
OTHER RECOVERY	M031-M039	62,929	0	5	12
SOLVENTS RECOVERY	M021-M029	15	0	4	10
AQUEOUS ORGANIC TREATMENT	M081-M089	8,973,447	29	4	10
METALS RECOVERY (FOR REUSE)	M011-M019	2,835	0	3	7
FUEL BLENDING	M061-----	3,667	0	2	5
AQUEOUS INORGANIC TREATMENT	M071-M079	987,631	3	2	5
AQUEOUS ORGANIC AND INORGANIC TREATMENT	M091-M099	14,557,030	46	2	5
STABILIZATION	M111-M119	16,788	0	2	5
LANDFILL	M132-DISP	244,291	1	2	5
LAND TREATMENT / APPLICATION / FARMING	M131-DISP	4,410	0	1	2
OTHER DISPOSAL SPECIFIED IN COMMENTS	M137-DISP	17,581	0	1	2
TOTAL		31,468,974	100	42	

NOTE: FACILITIES WITH ONLY STORAGE UNITS ARE EXCLUDED.
COLUMNS MAY NOT SUM DUE TO ROUNDING.
COLUMNS MAY NOT SUM TO TOTAL BECAUSE FACILITIES MAY HAVE MULTIPLE HANDLING METHODS.

12 QUANTITY AND PERCENTAGE OF RCRA HAZARDOUS WASTEWATER AND NON-WASTEWATER MANAGED IN 1993

MANAGEMENT TYPE	TONS	PERCENTAGE
WASTEWATER	30,833,670	98.0
NON-WASTEWATER	635,304	2.0
TOTAL	31,468,974	100.0

LOUISIANA

1993 WASTE SHIPMENTS

13 NUMBER OF RCRA HAZARDOUS WASTE SHIPPERS: 346

14 QUANITIY OF RCRA HAZARDOUS WASTE SHIPPED: 267,861 TONS

15 FIFTY LARGEST RCRA HAZARDOUS WASTE SHIPPERS, 1993

RANK	EPA ID	SITE NAME	CITY	QUANTITY SHIPPED (TONS)
1	LAD000777201	CHEMICAL WASTE MANAGEMENT	SULPHUR	76,968
2	LAD079464095	LAIDLAW ENVIRONMENAL SERVICES	RAYNE	25,720
3	LAD008213191	RUBICON INC	GEISMAR	17,434
4	LAD086478047	VISTA CHEMICAL CO - LAKE CHARLES	WESTLAKE	13,542
5	LAD010395127	ROLLINS ENVIRONMENTAL SERVICES	BATON ROUGE	12,392
6	LAD000812818	EXXON CHEMICAL AMERICAS	BATON ROUGE	9,338
7	LAD094919339	BAYOU STEEL CORPORATION	LAPLACE	8,938
8	LAD008086506	PPG INDUSTRIES INC - LAKE CHARLES FAC	WESTLAKE	8,574
9	LAD062662887	EXXON BATON ROUGE REFINERY	BATON ROUGE	8,547
10	LAD041224932	FORMOSA PLASTICS CORP., LA	EAST BATON ROUGE	8,540
11	LAD092476126	GOLD LINE REFINING, LTD	LAKE CHARLES	6,843
12	LAD000618298	CECOS INTERNATIONAL INC	LIVINGSTON	5,621
13	LAD040776809	BASF CORPORATION	GEISMAR	4,871
14	LAD008194060	UNIROYAL CHEMICAL COMPANY	GEISMAR	4,064
15	LAD058530510	GNB BATTERY TECHNOLOGIES	SHREVEPORT	3,921
16	LAD980810840	T T COATINGS INC	WESTWEGO	3,062
17	LAD008161234	RHONE-POULENC BASIC CHEMICALS COMPANY BR	BATON ROUGE	2,152
18	LAD008080350	CITGO PETROLEUM CORP	LAKE CHARLES	1,874
19	LAD981057441	SAFETY-KLEEN CORP	PINEVILLE	1,714
20	LAD098598360	WESTSIDE GALVANIZING SERVICES INC	PORT ALLEN	1,713
21	LAD008186579	SHELL OIL COMPANY	NORCO	1,652
22	LAD003913449	BORDEN CHEMICALS AND PLASTICS	GEISMAR	1,326
23	LAD000209700	BROWNING-FERRIS INDUSTRIES	BATON ROUGE	1,244
24	LAD981512627	PURE SOLVE, INC	PORT ALLEN	1,233
25	LAD000618256	CECOS INTERNATIONAL INC	WESTLAKE	1,209
26	LAD008179707	MOBIL OIL CORP - CHALMETTE REFINERY	CHALMETTE	1,129
27	LAD980622104	SHELL CHEMICAL COMPANY	NORCO	1,069
28	LAD981514441	WASTE-TECH SERVICES INC	LAKE CHARLES	1,061
29	LAD008058471	MURPHY OIL USA INC - MERAUX REFINERY	MERAUX	1,029
30	LAD008080681	OLIN CORPORATION	WESTLAKE	1,016
31	LAD001890367	E. I. DUPONT DE NEMOURS - PONTCHARTRAIN	LAPLACE	939
32	LAD057117434	GEORGIA GULF CORPORATION	PLAQUEMINE	930
33	LAD003913316	OCCIDENTAL CHEMICAL CORP - TAFT PLANT	TAFT	904
34	LAD990683716	CONOCO INC	WESTLAKE	873
35	LAD059130831	DSM COPOLYMER - ADDIS PLANT	ADDIS	833
36	LAD041581422	UNION CARBIDE C & P CO INC - TAFT PLANT	TAFT	792
37	LAD008073439	FIRESTONE SYNTHETIC RUBBER & LATEX CO	SULPHER	770
38	LA4800014587	MARTIN MARIETTA/US NASA	NEW ORLEANS	744
39	LAD985171594	KOPPERS IND INC/FORMERLY MID-SOUTH WOOD	LOGANSPORT	683
40	LAD070672605	DSI TRANSPORTS INC	BATON ROUGE	666
41	LAD050901669	NALCO CHEMICAL COMPANY	GARYVILLE	649
42	LAD000757286	ETHYL COPORATION - PDC	BATON ROUGE	616
43	LAD089317341	GM MOTORS CORP-NORTH AMERICAN TRUCK PLAT	SHREVEPORT	559
44	LAD001700756	MONSANTO	LULING	546
45	LAD008187080	DOW CHEMICAL COMPANY	PLAQUEMINE	543
46	LAD034199323	YOUNGER BROTHERS INC	BATON ROUGE	542
47	LAD099393225	CALCASIEU REFINING CO	LAKE CHARLES	522
48	LAD065485146	STAR ENTERPRISE LA PLANT	UNION	502
49	LAD980870794	T T BARGE MILE 183 INC	MODESTE	495
50	LAD008211542	VULCAN FOUNDRY INC	DENHAM SPRINGS	457
TOTAL				251,361

NOTES: COLUMNS MAY NOT SUM DUE TO ROUNDING.
STATE MAY HAVE FEWER THAN FIFTY SHIPPERS.

LOUISIANA

1993 WASTE RECEIPTS

16 NUMBER OF RCRA HAZARDOUS WASTE RECEIVERS: 17

17 QUANITIY OF RCRA HAZARDOUS WASTE RECEIVED: 462,058 TONS

18 FIFTY LARGEST RCRA HAZARDOUS WASTE RECEIVERS, 1993

RANK	EPA ID	SITE NAME	CITY	QUANTITY RECEIVED (TONS)
1	LAD000777201	CHEMICAL WASTE MANAGEMENT	SULPHUR	238,697
2	LAD981057706	MARINE SHALE PROCESSORS	AMELIA	91,658
3	LAD000778514	ROLLINS ENVIR SER OF LA INC	PLAQUEMINE	44,314
4	LAD008161234	RHONE-POULENC BASIC CHEMICALS COMPANY BR	BATON ROUGE	28,811
5	LAD010395127	ROLLINS ENVIRONMENTAL SERVICES	BATON ROUGE	25,436
6	LAD000618256	CECOS INTERNATIONAL INC	WESTLAKE	10,752
7	LAD058472721	AMAX METALS RECOVERY INC	BRAITHWAITE	6,683
8	LAD001890367	E. I. DUPONT DE NEMOURS - PONTCHARTRAIN	LAPLACE	3,855
9	LAD981514441	WASTE-TECH SERVICES INC	LAKE CHARLES	3,639
10	LAD079464095	LAIDLAW ENVIRONMENAL SERVICES	RAYNE	2,997
11	LAD008184137	SCHUYLKILL METALS CORP	BATON ROUGE	2,639
12	LAD981057441	SAFETY-KLEEN CORP	PINEVILLE	1,799
13	LAD089841902	SAFETY-KLEEN CORP	KENNER	361
14	LAD008187080	DOW CHEMICAL COMPANY	PLAQUEMINE	192
15	LAD981152903	NEW ORLEANS SILVERSMITHS	NEW ORLEANS	157
16	LAD087029872	ALFRED'S PROCESSOR SALES/SERVICE	KENNER	39
17	LAD981055791	LAIDLAW ENVIR SER (THERMAL TREATMENT)INC	COLFAX	29
TOTAL				462,058

NOTES: COLUMNS MAY NOT SUM DUE TO ROUNDING.
STATE MAY HAVE FEWER THAN FIFTY FACILITIES THAT RECEIVED WASTE.

LOUISIANA

1993 WASTE RECEIPTS, CONTINUED

19 QUANTITY OF RCRA HAZARDOUS WASTE MANAGED, BY MANGEMENT METHOD, LIMITED TO WASTE RECEIVED FROM OFFSITE, 1993

MANAGEMENT METHOD	SYSTEM TYPE CODE	QUANTITY MANAGED (TONS)	PERCENTAGE OF QUANTITY	NUMBER OF FACILITIES	PERCENTAGE OF FACILITIES
METALS RECOVERY (FOR REUSE)	M011-M019	2,835	1	3	21
OTHER RECOVERY	M031-M039	33,936	8	1	7
INCINERATION	M041-M049	46,319	10	5	36
ENERGY RECOVERY (REUSE AS FUEL)	M051-M059	73,272	16	2	14
FUEL BLENDING	M061-----	3,667	1	2	14
STABILIZATION	M111-M119	65	0	1	7
OTHER TREATMENT	M121-M129	642	0	2	14
LANDFILL	M132-DISP	234,718	52	1	7
DEEPWELL / UNDERGROUND INJECTION	M134-DISP	55,066	12	2	14
TOTAL		450,519	100	14	

20 MANAGEMENT METHOD, BY QUANTITY OF RCRA HAZARDOUS WASTE MANAGED, LIMITED TO WASTE RECEIVED FROM OFFSITE, 1993

MANAGEMENT METHOD	SYSTEM TYPE CODE	QUANTITY MANAGED (TONS)	PERCENTAGE OF QUANTITY	NUMBER OF FACILITIES	PERCENTAGE OF FACILITIES
LANDFILL	M132-DISP	234,718	52	1	7
ENERGY RECOVERY (REUSE AS FUEL)	M051-M059	73,272	16	2	14
DEEPWELL / UNDERGROUND INJECTION	M134-DISP	55,066	12	2	14
INCINERATION	M041-M049	46,319	10	5	36
OTHER RECOVERY	M031-M039	33,936	8	1	7
FUEL BLENDING	M061-----	3,667	1	2	14
METALS RECOVERY (FOR REUSE)	M011-M019	2,835	1	3	21
OTHER TREATMENT	M121-M129	642	0	2	14
STABILIZATION	M111-M119	65	0	1	7
TOTAL		450,519	100	14	

NOTE: FACILITIES WITH ONLY STORAGE UNITS ARE EXCLUDED.
COLUMNS MAY NOT SUM DUE TO ROUNDING.
COLUMNS MAY NOT SUM TO TOTAL BECAUSE FACILITIES MAY HAVE MULTIPLE HANDLING METHODS.

LOUISIANA

1993 WASTE RECEIPTS, CONTINUED

21 MANAGEMENT METHOD AND QUANTITY OF RCRA HAZARDOUS WASTE MANAGED, BY NUMBER OF FACILITIES, LIMITED TO WASTE RECEIVED FROM OFF SITE, 1993

MANAGEMENT METHOD	SYSTEM TYPE CODE	QUANTITY MANAGED (TONS)	PERCENTAGE OF QUANTITY	NUMBER OF FACILITIES	PERCENTAGE OF FACILITIES
INCINERATION	M041-M049	46,319	10	5	36
METALS RECOVERY (FOR REUSE)	M011-M019	2,835	1	3	21
ENERGY RECOVERY (REUSE AS FUEL)	M051-M059	73,272	16	2	14
FUEL BLENDING	M061-----	3,667	1	2	14
OTHER TREATMENT	M121-M129	642	0	2	14
DEEPWELL / UNDERGROUND INJECTION	M134-DISP	55,066	12	2	14
OTHER RECOVERY	M031-M039	33,936	8	1	7
STABILIZATION	M111-M119	65	0	1	7
LANDFILL	M132-DISP	234,718	52	1	7
TOTAL		450,519	100	14	

NOTE: FACILITIES WITH ONLY STORAGE UNITS ARE EXCLUDED.
COLUMNS MAY NOT SUM DUE TO ROUNDING.
COLUMNS MAY NOT SUM TO TOTAL BECAUSE FACILITIES MAY HAVE MULTIPLE HANDLING METHODS.

LOUISIANA

1993 IMPORTS AND EXPORTS

22	QUANTITY OF RCRA HAZARDOUS WASTE IMPORTED:	325,665	TONS
23	QUANTITY OF RCRA HAZARDOUS WASTE EXPORTED:	168,476	TONS

MAINE

1993 WASTE GENERATION

1 NUMBER OF RCRA LARGE QUANTITY GENERATORS (LQGS): 148

2 QUANITY OF RCRA HAZARDOUS WASTE GENERATED: 8,651 TONS

3 FIFTY LARGEST RCRA HAZARDOUS WASTE GENERATORS IN THE STATE, 1993

RANK	EPA ID	SITE NAME	CITY	TOTAL GENERATED (TONS)
1	ME7170022019	PORTSMOUTH NAVAL SHIPYARD	KITTERY	1,389
2	MED000791681	PRATT & WHITNEY	NORTH BERWICK	930
3	MED001098458	NATIONAL SEMICONDUCTOR CORP	SOUTH PORTLAND	922
4	MED040249096	CYRO INDUSTRIES	SANFORD	631
5	MED040228983	PIONEER PLASTICS CORP	AUBURN	493
6	MED985467562	SERMATECH TECHNICAL SERVICES	BIDDEFORD	442
7	MED000840991	GTE OPERATIONS SUPPORT INC	KEZAR FALLS	290
8	MED077469864	SPRAGUE SANFORD INC	SANFORD	275
9	MED051431906	GENERAL ELECTRIC CO ED & C DIVISION	AUBURN	265
10	MED058951047	GTE CONTROL DEVICES INC	STANDISH	223
11	MED001096395	PRIME TANNING CO INC	BERWICK	186
12	MED046217352	EASTERN FINE PAPER INC	BREWER	142
13	MED041460247	BATH IRON WORKS CORP	BATH	140
14	ME3971524324	DEFENSE FUEL SUPPORT POINT	SEARSPORT	117
15	MED086875382	TEXACO SALES TERMINAL	SOUTH PORTLAND	115
16	ME9570024522	US AIR FORCE BASE - LORING	LIMESTONE	107
17	MED985467570	GRAHAM STATION - BANGOR HYDRO	VEAZIE	101
18	MED042141408	SD WARREN CO	WESTBROOK	96
19	MED001099076	JONES & VINING INC	LEWISTON	86
20	MED980910053	SILVEX, INC.	WESTBROOK	76
21	MED982766750	ROBERT MITCHELL CO INC DOUGLAS BROTHERS	PORTLAND	76
22	MED001096791	SACO DEFENSE INC	SACO	74
23	MED001102508	GH BASS & CO	WILTON	69
24	MED982194250	SOUTHERN MAINE INDUSTRIES CORP	PORTLAND	64
25	MED043252253	GENERAL ELECTRIC CO	BANGOR	62
26	MED001099746	OSRAM SYLVANIA INC	WALDOBORO	55
27	MED019051069	ENVIRONMENTAL COMPLIANCE CORP	SOUTH PORTLAND	48
28	MED001097203	PHILIPS ELMET	LEWISTON	46
29	MED001099308	THE MEARL CORP	EASTPORT	42
30	MED000841049	MOBIL OIL CORP	BANGOR	41
31	ME8170022018	US NAVAL AIR STATION	BRUNSWICK	40
32	MED985467638	PRECISMETALS INC	WESTBROOK	34
33	MED985466358	CIANBRO CORP	PITTSFIELD	33
34	MED980732291	PINETTE'S SALVAGE YARD-SUPERFUND SITE	WASHBURN	31
35	MED980523146	BATH IRON WORKS CORP	PORTLAND	30
36	MED086875887	OTIS SPECIALTY PAPERS INC	JAY	28
37	MED042143297	NICHOLS PORTLAND	PORTLAND	27
38	MED000841056	BATH IRON WORKS	BRUNSWICK	26
39	MED981072804	COOPER IND-ARROW HART	BRUNSWICK	26
40	MED019046267	BP OIL CO	SOUTH PORTLAND	26
41	MED071735096	MAINE POLY INC	GREENE	26
42	MED019026822	LOUIS CHEVROLET BUICK	AUBURN	25
43	ME6572890022	ME AIR NATIONAL GUARD 101ARW	BANGOR	24
44	MED001107051	GREAT NORTHERN PAPER	MILLINOCKET	23
45	MED985731272	STATLER TISSUE COMPANY	AUGUSTA	23
46	MED985467679	BATH IRON WORKS CORP	BRUNSWICK	22
47	MED018999706	WEBBER TANKS INC	BUCKSPORT	20
48	MED985471986	EXXON CO USA #36340	SCARBOROUGH	20
49	MED086878980	MECON MFG	OXFORD	19
50	MED046221115	MOBIL OIL CORP	SOUTH PORTLAND	19
TOTAL				8,128

NOTE: STATE MAY HAVE FEWER THAN FIFTY GENERATORS.

MAINE

1993 WASTE GENERATION, CONTINUED

4 QUANTITIES OF WASTE GENERATED IN 1993 THAT WERE

- REPORTED WITH ONLY CHARACTERISTIC WASTE CODES
- REPORTED WITH ONLY LISTED WASTE CODES
- REPORTED WITH BOTH CHARACTERISTIC AND LISTED WASTE CODES

WASTE HAS ONLY CHARACTERISTIC CODES	TONS OF WASTE GENERATED	WASTE HAS ONLY LISTED CODES	TONS OF WASTE GENERATED	WASTE HAS BOTH CHARACTERISTIC AND LISTED CODES	TONS OF WASTE GENERATED
ONLY IGNITABLE	1,345	ONLY AN F CODE	550		
ONLY CORROSIVE	514	ONLY A K CODE	0		
ONLY REACTIVE	2	ONLY A P CODE	2		
ONLY D004-17	3,292	ONLY A U CODE	79		
ONLY D018-43	153				
HAS MORE THAN ONE CHARACTERISTIC CODE	1,149	HAS MORE THAN ONE LISTED CODE	0		
TOTAL	6,455	TOTAL	631	TOTAL CHAR. AND LISTED	1,552

5 QUANTITIES OF WASTE GENERATED IN 1993 THAT WERE MULTIPLY CODED

WASTE HAS ONLY CHARACTERISTIC CODES BUT MORE THAN ONE APPLIES	TONS OF WASTE GENERATED	ONLY LISTED CODES BUT HAS MORE THAN ONE	TONS OF WASTE GENERATED	BOTH CHAR. & LISTED CODES	TONS OF WASTE GENERATED
HAS IGNITABLE CODE	873			IGN. W/ AT LEAST 1 LSTD	1,290
HAS CORROSIVE CODE	374			CORR. W/ AT LEAST 1 LSTD	13
HAS REACTIVE CODE	3			REACT. W/ AT LEAST 1 LSTD	2
HAS D004-D017 CODE	567			D004-17 W/ AT LEAST 1 LSTD	300
HAS D018-D043 CODE	572			D018-43 W/ AT LEAST 1 LSTD	960
		HAS AN F CODE	0	F WASTE W/ AT LEAST 1 CHAR	1,518
		HAS A K CODE	0	K WASTE W/ AT LEAST 1 CHAR	0
		HAS A P CODE	0	P WASTE W/ AT LEAST 1 CHAR	2
		HAS A U CODE	0	U WASTE W/ AT LEAST 1 CHAR	33
TOTAL	1,149	TOTAL	0	TOTAL	1,552

NOTE: COLUMNS DO NOT SUM TO TOTAL BECAUSE A WASTE CODE MAY APPLY TO MORE THAN ONE WASTE.
MIXTURES WITH IGNITABLE, CORROSIVE, REACTIVE, D004-17, AND D018-43 CHARACTERISTIC CODES ALSO MAY CONTAIN OTHER CHARACTERISTIC WASTE CODES.
SIMILARLY, WASTES WITH F,K,P, AND U LISTED CODES MAY HAVE OTHER LISTED WASTE CODES.

MAINE

1993 WASTE MANAGEMENT

6 NUMBER OF RCRA TSD FACILITIES: 25

7 QUANITY OF RCRA HAZARDOUS WASTE MANAGED: 908 TONS

8 FIFTY LARGEST RCRA HAZARDOUS WASTE MANAGEMENT FACILITIES, 1993

RANK	EPAID	SITE NAME	CITY	TONS OF WASTE MANAGED
1	MED019051069	ENVIRONMENTAL COMPLIANCE CORP	SOUTH PORTLAND	467
2	MED040249096	CYRO INDUSTRIES	SANFORD	367
3	MED001099746	OSRAM SYLVANIA INC	WALDOBORO	31
4	MED001065580	IRVING TANNING CO	HARTLAND	28
5	ME7170022019	PORTSMOUTH NAVAL SHIPYARD	KITTERY	8
6	MED041460247	BATH IRON WORKS CORP	BATH	3
7	MED001097203	PHILIPS ELMET	LEWISTON	2
8	ME9570024522	US AIR FORCE BASE - LORING	LIMESTONE	2
9	MED097734388	NAUTEL MAINE INC.	BANGOR	0
10	MED985467935	COAST-TO-COAST ANALYTICAL SERVICES	WESTBROOK	0
11	MED047551494	COOPER-WEYMOUTH, PETERSON	CLINTON	0
TOTAL				908

NOTE: STATE MAY HAVE FEWER THAN FIFTY FACILITIES THAT MANAGED WASTES.
WASTE ONLY MANAGED BY STORAGE IS NOT INCLUDED.

MAINE

1993 WASTE MANAGEMENT, CONTINUED

9 QUANTITY OF RCRA HAZARDOUS WASTE MANAGED BY MANAGEMENT METHOD, 1993

MANAGEMENT METHOD	SYSTEM TYPE CODE	QUANTITY MANAGED (TONS)	PERCENTAGE OF QUANTITY	NUMBER OF FACILITIES	PERCENTAGE OF FACILITIES
METALS RECOVERY (FOR REUSE)	M011-M019	2	0	1	9
SOLVENTS RECOVERY	M021-M029	407	45	7	64
AQUEOUS ORGANIC AND INORGANIC TREATMENT	M091-M099	467	51	1	9
SLUDGE TREATMENT	M101-M109	0	0	1	9
OTHER TREATMENT	M121-M129	31	3	1	9
TOTAL		908	100	11	

10 MANAGEMENT METHOD, BY QUANTITY OF RCRA HAZARDOUS WASTE MANAGED, 1993

MANAGEMENT METHOD	SYSTEM TYPE CODE	QUANTITY MANAGED (TONS)	PERCENTAGE OF QUANTITY	NUMBER OF FACILITIES	PERCENTAGE OF FACILITIES
AQUEOUS ORGANIC AND INORGANIC TREATMENT	M091-M099	467	51	1	9
SOLVENTS RECOVERY	M021-M029	407	45	7	64
OTHER TREATMENT	M121-M129	31	3	1	9
METALS RECOVERY (FOR REUSE)	M011-M019	2	0	1	9
SLUDGE TREATMENT	M101-M109	0	0	1	9
TOTAL		908	100	11	

NOTE: FACILITIES WITH ONLY STORAGE UNITS ARE EXCLUDED.
COLUMNS MAY NOT SUM DUE TO ROUNDING.
COLUMNS MAY NOT SUM TO TOTAL BECAUSE FACILITIES MAY HAVE MULTIPLE HANDLING METHODS.

MAINE

1993 WASTE MANAGEMENT, CONTINUED

11 MANAGEMENT METHOD AND QUANTITY OF RCRA HAZARDOUS WASTE MANAGED BY NUMBER OF FACILITIES, 1993

MANAGEMENT METHOD	SYSTEM TYPE CODE	QUANTITY MANAGED (TONS)	PERCENTAGE OF QUANTITY	NUMBER OF FACILITIES	PERCENTAGE OF FACILITIES
SOLVENTS RECOVERY	M021-M029	407	45	7	64
METALS RECOVERY (FOR REUSE)	M011-M019	2	0	1	9
AQUEOUS ORGANIC AND INORGANIC TREATMENT	M091-M099	467	51	1	9
SLUDGE TREATMENT	M101-M109	0	0	1	9
OTHER TREATMENT	M121-M129	31	3	1	9
TOTAL		908	100	11	

NOTE: FACILITIES WITH ONLY STORAGE UNITS ARE EXCLUDED.
COLUMNS MAY NOT SUM DUE TO ROUNDING.
COLUMNS MAY NOT SUM TO TOTAL BECAUSE FACILITIES MAY HAVE MULTIPLE HANDLING METHODS.

12 QUANTITY AND PERCENTAGE OF RCRA HAZARDOUS WASTEWATER AND NON-WASTEWATER MANAGED IN 1993

MANAGEMENT TYPE	TONS	PERCENTAGE
WASTEWATER	499	54.9
NON-WASTEWATER	409	45.1
TOTAL	908	100.0

MAINE

1993 WASTE SHIPMENTS

13 NUMBER OF RCRA HAZARDOUS WASTE SHIPPERS: 153

14 QUANITIY OF RCRA HAZARDOUS WASTE SHIPPED: 7,704 TONS

15 FIFTY LARGEST RCRA HAZARDOUS WASTE SHIPPERS, 1993

RANK	EPA ID	SITE NAME	CITY	QUANTITY SHIPPED (TONS)
1	ME7170022019	PORTSMOUTH NAVAL SHIPYARD	KITTERY	1,122
2	MED000791681	PRATT & WHITNEY	NORTH BERWICK	930
3	MED980667810	SAFETY KLEEN CORPORATION	LEEDS	776
4	MED040228983	PIONEER PLASTICS CORP	AUBURN	493
5	MED051431906	GENERAL ELECTRIC CO ED & C DIVISION	AUBURN	475
6	MED000840991	GTE OPERATIONS SUPPORT INC	KEZAR FALLS	290
7	MED040249096	CYRO INDUSTRIES	SANFORD	265
8	MED001098458	NATIONAL SEMICONDUCTOR CORP	SOUTH PORTLAND	263
9	MED077469864	SPRAGUE SANFORD INC	SANFORD	256
10	MED058951047	GTE CONTROL DEVICES INC	STANDISH	223
11	MED001096395	PRIME TANNING CO INC	BERWICK	186
12	MED046217352	EASTERN FINE PAPER INC	BREWER	142
13	MED041460247	BATH IRON WORKS CORP	BATH	140
14	MED086875382	TEXACO SALES TERMINAL	SOUTH PORTLAND	115
15	ME9570024522	US AIR FORCE BASE - LORING	LIMESTONE	107
16	MED985467570	GRAHAM STATION - BANGOR HYDRO	VEAZIE	101
17	MED042141408	SD WARREN CO	WESTBROOK	92
18	MED980910053	SILVEX, INC.	WESTBROOK	87
19	MED001099076	JONES & VINING INC	LEWISTON	86
20	ME3971524324	DEFENSE FUEL SUPPORT POINT	SEARSPORT	85
21	MED001096791	SACO DEFENSE INC	SACO	74
22	MED001102508	GH BASS & CO	WILTON	69
23	MED982194250	SOUTHERN MAINE INDUSTRIES CORP	PORTLAND	64
24	MED043252253	GENERAL ELECTRIC CO	BANGOR	62
25	MED019051069	ENVIRONMENTAL COMPLIANCE CORP	SOUTH PORTLAND	48
26	MED001097203	PHILIPS ELMET	LEWISTON	46
27	MED000841049	MOBIL OIL CORP	BANGOR	41
28	ME8170022018	US NAVAL AIR STATION	BRUNSWICK	38
29	MED985467638	PRECISMETALS INC	WESTBROOK	34
30	MED985466358	CIANBRO CORP	PITTSFIELD	33
31	MED981072804	COOPER IND-ARROW HART	BRUNSWICK	33
32	MED980732291	PINETTE'S SALVAGE YARD-SUPERFUND SITE	WASHBURN	31
33	MED980523146	BATH IRON WORKS CORP	PORTLAND	30
34	MED086875887	OTIS SPECIALTY PAPERS INC	JAY	28
35	MED001107051	GREAT NORTHERN PAPER	MILLINOCKET	28
36	MED000841056	BATH IRON WORKS	BRUNSWICK	26
37	MED019046267	BP OIL CO	SOUTH PORTLAND	26
38	MED071735096	MAINE POLY INC	GREENE	25
39	ME6572890022	ME AIR NATIONAL GUARD 101ARW	BANGOR	24
40	MED001099746	OSRAM SYLVANIA INC	WALDOBORO	24
41	MED042143297	NICHOLS PORTLAND	PORTLAND	24
42	MED985731272	STATLER TISSUE COMPANY	AUGUSTA	23
43	MED985467679	BATH IRON WORKS CORP	BRUNSWICK	22
44	MED985471986	EXXON CO USA #36340	SCARBOROUGH	20
45	MED046221115	MOBIL OIL CORP	SOUTH PORTLAND	19
46	MED086878980	MECON MFG	OXFORD	19
47	ME5000000000	PERMATHANE CUSTON MOLDED URETHANES	WESTBROOK	18
48	MED037714441	LEMFORDER CORP	BREWER	17
49	MED058953498	SPOTBILT INC	BANGOR	17
50	MED054608179	SPENCER PRESS OF MAINE INC	WELLS	16
TOTAL				7,213

NOTES: COLUMNS MAY NOT SUM DUE TO ROUNDING.
STATE MAY HAVE FEWER THAN FIFTY SHIPPERS.

MAINE

1993 WASTE RECEIPTS

16 NUMBER OF RCRA HAZARDOUS WASTE RECEIVERS: 2

17 QUANITIY OF RCRA HAZARDOUS WASTE RECEIVED: 1,530 TONS

18 FIFTY LARGEST RCRA HAZARDOUS WASTE RECEIVERS, 1993

RANK	EPA ID	SITE NAME	CITY	QUANTITY RECEIVED (TONS)
1	MED980667810	SAFETY KLEEN CORPORATION	LEEDS	1,063
2	MED019051069	ENVIRONMENTAL COMPLIANCE CORP	SOUTH PORTLAND	467
TOTAL				1,530

NOTES: COLUMNS MAY NOT SUM DUE TO ROUNDING.
STATE MAY HAVE FEWER THAN FIFTY FACILITIES THAT RECEIVED WASTE.

MAINE

1993 WASTE RECEIPTS, CONTINUED

19 QUANTITY OF RCRA HAZARDOUS WASTE MANAGED, BY MANGEMENT METHOD, LIMITED TO WASTE RECEIVED FROM OFFSITE, 1993

MANAGEMENT METHOD	SYSTEM TYPE CODE	QUANTITY MANAGED (TONS)	PERCENTAGE OF QUANTITY	NUMBER OF FACILITIES	PERCENTAGE OF FACILITIES
AQUEOUS ORGANIC AND INORGANIC TREATMENT	M091-M099	467	100	1	100
TOTAL		467	100	1	

20 MANAGEMENT METHOD, BY QUANTITY OF RCRA HAZARDOUS WASTE MANAGED, LIMITED TO WASTE RECEIVED FROM OFFSITE, 1993

MANAGEMENT METHOD	SYSTEM TYPE CODE	QUANTITY MANAGED (TONS)	PERCENTAGE OF QUANTITY	NUMBER OF FACILITIES	PERCENTAGE OF FACILITIES
AQUEOUS ORGANIC AND INORGANIC TREATMENT	M091-M099	467	100	1	100
TOTAL		467	100	1	

NOTE: FACILITIES WITH ONLY STORAGE UNITS ARE EXCLUDED.
COLUMNS MAY NOT SUM DUE TO ROUNDING.
COLUMNS MAY NOT SUM TO TOTAL BECAUSE FACILITIES MAY HAVE MULTIPLE HANDLING METHODS.

MAINE

1993 WASTE RECEIPTS, CONTINUED

21 MANAGEMENT METHOD AND QUANTITY OF RCRA HAZARDOUS WASTE MANAGED, BY NUMBER OF FACILITIES, LIMITED TO WASTE RECEIVED FROM OFF SITE, 1993

MANAGEMENT METHOD	SYSTEM TYPE CODE	QUANTITY MANAGED (TONS)	PERCENTAGE OF QUANTITY	NUMBER OF FACILITIES	PERCENTAGE OF FACILITIES
AQUEOUS ORGANIC AND INORGANIC TREATMENT	M091-M099	467	100	1	100
TOTAL		467	100	1	

NOTE: FACILITIES WITH ONLY STORAGE UNITS ARE EXCLUDED.
COLUMNS MAY NOT SUM DUE TO ROUNDING.
COLUMNS MAY NOT SUM TO TOTAL BECAUSE FACILITIES MAY HAVE MULTIPLE HANDLING METHODS.

MAINE

1993 IMPORTS AND EXPORTS

22	QUANTITY OF RCRA HAZARDOUS WASTE IMPORTED:	91	TONS
23	QUANTITY OF RCRA HAZARDOUS WASTE EXPORTED:	7,408	TONS

MARYLAND

1993 WASTE GENERATION

1 NUMBER OF RCRA LARGE QUANTITY GENERATORS (LQGS): 566

2 QUANITY OF RCRA HAZARDOUS WASTE GENERATED: 308,621 TONS

3 FIFTY LARGEST RCRA HAZARDOUS WASTE GENERATORS IN THE STATE, 1993

RANK	EPA ID	SITE NAME	CITY	TOTAL GENERATED (TONS)
1	MDD053945432	BETHLEHEM STEEL	SPARROWS POINT	165,635
2	MDP000007730	REGLAS PAINTING CO INC.	COLLEGE PARK	40,000
3	MDD086140944	EASTERN STAINLESS CORP.	BALTIMORE	22,798
4	MDD003071875	FMC CORP.	BALTIMORE	9,157
5	MDD030324073	MARYLAND PORT ADMINISTRATION	BALTIMORE	8,307
6	MD3210021355	U.S. ARMY ABERDEEN PROVING GROUND	ABERDEEN	5,617
7	MDD005569454	ALLIANT TECHSYSTEMS INC.	ANNAPOLISE	5,546
8	MDD980554653	LAIDLAW ENVIRONMENTAL SERVICES	LAUREL	5,061
9	MDD000731356	HAWKINS POINT HAZARDOUS WASTE LANDFILL	BALTIMORE	5,050
10	MDD990759375	EASTALCO ALUMINIUM CO.	FREDERICK	3,648
11	MDD000797365	BROWNING FERRIS INC	GLEN BURNIE	3,621
12	MDD982575284	MARYLAND STATE HIGHWAY ADMIN.	EDGEMORE	2,021
13	MDD000215160	SHERWIN-WILLIAMS CO.	BALTIMORE	1,904
14	MDD003084464	ELF ATOCHEM NORTH AMERICA, INC.	BALTIMORE	1,692
15	MDD053941878	BAUSCH & LOMB INC OAKLAND PLANT	OAKLAND	1,417
16	MDD061367280	TEXAS EASTERN ACCIDENT FIELD	ACCIDENT	1,391
17	MD0120508940	USDA-ARS, BELTSVILLE AGRICULTURAL	BELTSVILLE	1,334
18	MDD990686222	VISTA CHEMICAL COMPANY	BALTIMORE	1,280
19	MDD001890060	HULS AMERICA INC.	CHESTERTOWN	1,231
20	MDD010094621	COLONIAL PIPELINE CO	WOODBINE	1,208
21	MDD069396711	ALLIED SIGNAL	BALTIMORE	1,147
22	MDD069377042	REICHHOLD CHEMICALS INC.	BALTIMORE	1,115
23	MDD001715705	ARMCO INC	BALTIMORE	1,039
24	MDD069380657	CHESAPEAKE FINISHED METALS INC	BALTIMORE	769
25	MDD003091972	GM TRUCK & BUS GROUP	BALTIMORE	758
26	MDD000619890	MOBIL BALTIMORE TERMINAL	BALTIMORE	700
27	MDD003067121	THIOKOL CORP	ELKTON	620
28	MDD985421668	NOXELL	ELDERSBURG	570
29	MDD003060860	SOUTHERN GALVANIZING CO.	BALTIMORE	475
30	MDD003075942	CYTEC INDUSTRIES INC	HAVRE DE GRACE	468
31	MDD069390839	RUST-OLEUM CORPORATION	WILLIAMSPORT	455
32	MDD043382191	LOUIS DREYFUS ENERGY	BALTIMORE	444
33	MDD038942884	KANASCO LTD	BALTIMORE	395
34	MDD980832067	BALTIMORE GAS & ELECTRIC	BALTIMORE	342
35	MDD981045321	AMERICAN TANK TRANSPORT, INC	ELKRIDGE	318
36	MDD003419090	MARTIN MARIETTA AERO & NAVAL SYSTEMS	BALTIMORE	317
37	MDD101478279	MONARCH MFG, INC.	BELCAMP	291
38	MDD054907027	AMERADA HESS - BALTIMORE	BALTIMORE	287
39	MDD000619395	BALTIMORE GAS & ELECTRIC	BALTIMORE	271
40	MDD980694012	W.L. GORE & ASSOCIATES, INC.	ELKTON	255
41	MDD089945950	NEVAMAR CORP.	ODENTON	247
42	MD6150004095	NATIONAL INSTITUTES OF HEALTH	BETHESDA	246
43	MD9210020567	U.S. DEPT OF THE ARMY FT. MEADE	FT. MEADE	241
44	MDD046283495	BETHLEHEM STEEL CORP-BETHSHIP	SPARROWS POINT	234
45	MDD095353348	SECURITY FENCE SUPPLY CO.	BLADENSBURG	234
46	MDD981739840	CAPITAL ELECTRO-CIRCUITS, INC.	GAITHERSBURG	227
47	MDD985384775	ATOTECH USA INC.	BALTIMORE	220
48	MD2970590004	NATIONAL SECURITY AGENCY	FORTE MEADE	206
49	MDD022649362	STEUART PERTOLEUM CO. TERMINAL	PINEY POINT	195
50	MDD985369305	SPECTRA, INC	CLARKSBURG	193
TOTAL				301,192

NOTE: STATE MAY HAVE FEWER THAN FIFTY GENERATORS.

MARYLAND

1993 WASTE GENERATION, CONTINUED

4 QUANTITIES OF WASTE GENERATED IN 1993 THAT WERE

- REPORTED WITH ONLY CHARACTERISTIC WASTE CODES
- REPORTED WITH ONLY LISTED WASTE CODES
- REPORTED WITH BOTH CHARACTERISTIC AND LISTED WASTE CODES

WASTE HAS ONLY CHARACTERISTIC CODES	TONS OF WASTE GENERATED	WASTE HAS ONLY LISTED CODES	TONS OF WASTE GENERATED	WASTE HAS BOTH CHARACTERISTIC AND LISTED CODES	TONS OF WASTE GENERATED
ONLY IGNITABLE	7,643	ONLY AN F CODE	7,416		
ONLY CORROSIVE	10,807	ONLY A K CODE	176,183		
ONLY REACTIVE	51	ONLY A P CODE	49		
ONLY D004-17	60,255	ONLY A U CODE	65		
ONLY D018-43	2,908				
HAS MORE THAN ONE CHARACTERISTIC CODE	28,521	HAS MORE THAN ONE LISTED CODE	179		
TOTAL	110,185	TOTAL	183,892	TOTAL CHAR. AND LISTED	14,506

5 QUANTITIES OF WASTE GENERATED IN 1993 THAT WERE MULTIPLY CODED

WASTE HAS ONLY CHARACTERISTIC CODES BUT MORE THAN ONE APPLIES	TONS OF WASTE GENERATED	ONLY LISTED CODES BUT HAS MORE THAN ONE	TONS OF WASTE GENERATED	BOTH CHAR. & LISTED CODES	TONS OF WASTE GENERATED
HAS IGNITABLE CODE	6,262			IGN. W/ AT LEAST 1 LSTD	7,347
HAS CORROSIVE CODE	22,380			CORR. W/ AT LEAST 1 LSTD	3,633
HAS REACTIVE CODE	695			REACT. W/ AT LEAST 1 LSTD	1,801
HAS D004-D017 CODE	22,548			D004-17 W/ AT LEAST 1 LSTD	11,544
HAS D018-D043 CODE	5,480			D018-43 W/ AT LEAST 1 LSTD	6,970
		HAS AN F CODE	179	F WASTE W/ AT LEAST 1 CHAR	13,361
		HAS A K CODE	0	K WASTE W/ AT LEAST 1 CHAR	1,953
		HAS A P CODE	60	P WASTE W/ AT LEAST 1 CHAR	2,577
		HAS A U CODE	179	U WASTE W/ AT LEAST 1 CHAR	3,657
TOTAL	28,521	TOTAL	179	TOTAL	14,506

NOTE: COLUMNS DO NOT SUM TO TOTAL BECAUSE A WASTE CODE MAY APPLY TO MORE THAN ONE WASTE.
MIXTURES WITH IGNITABLE, CORROSIVE, REACTIVE, D004-17, AND D018-43 CHARACTERISTIC CODES ALSO MAY CONTAIN OTHER CHARACTERISTIC WASTE CODES.
SIMILARLY, WASTES WITH F,K,P, AND U LISTED CODES MAY HAVE OTHER LISTED WASTE CODES.

MARYLAND

1993 WASTE MANAGEMENT

6 NUMBER OF RCRA TSD FACILITIES: 27

7 QUANITY OF RCRA HAZARDOUS WASTE MANAGED: 166,232 TONS

8 FIFTY LARGEST RCRA HAZARDOUS WASTE MANAGEMENT FACILITIES, 1993

RANK	EPAID	SITE NAME	CITY	TONS OF WASTE MANAGED
1	MDD086140944	EASTERN STAINLESS CORP.	BALTIMORE	138,840
2	MDD980555189	CLEAN HARBORS OF BALTIMORE	BALTIMORE	21,822
3	MDD003071875	FMC CORP.	BALTIMORE	4,089
4	MDD000731356	HAWKINS POINT HAZARDOUS WASTE LANDFILL	BALTIMORE	707
5	MDD003067121	THIOKOL CORP	ELKTON	574
6	MDD003075942	CYTEC INDUSTRIES INC	HAVRE DE GRACE	187
7	MD6150004095	NATIONAL INSTITUTES OF HEALTH	BETHESDA	12
8	MDD981034291	SAFETY KLEEN CORP. 2-016-01	BALTIMORE	1
TOTAL				166,232

NOTE: STATE MAY HAVE FEWER THAN FIFTY FACILITIES THAT MANAGED WASTES.
WASTE ONLY MANAGED BY STORAGE IS NOT INCLUDED.

MARYLAND

1993 WASTE MANAGEMENT, CONTINUED

9 QUANTITY OF RCRA HAZARDOUS WASTE MANAGED BY MANAGEMENT METHOD, 1993

MANAGEMENT METHOD	SYSTEM TYPE CODE	QUANTITY MANAGED (TONS)	PERCENTAGE OF QUANTITY	NUMBER OF FACILITIES	PERCENTAGE OF FACILITIES
SOLVENTS RECOVERY	M021-M029	192	0	2	25
OTHER RECOVERY	M031-M039	1	0	1	13
INCINERATION	M041-M049	4,689	3	3	38
FUEL BLENDING	M061-----	1	0	1	13
AQUEOUS INORGANIC TREATMENT	M071-M079	600	0	1	13
AQUEOUS ORGANIC TREATMENT	M081-M089	7,966	5	2	25
AQUEOUS ORGANIC AND INORGANIC TREATMENT	M091-M099	13,187	8	1	13
STABILIZATION	M111-M119	2	0	2	25
OTHER TREATMENT	M121-M129	138,862	84	2	25
LANDFILL	M132-DISP	707	0	1	13
OTHER DISPOSAL SPECIFIED IN COMMENTS	M137-DISP	26	0	2	25
TOTAL		166,232	100	8	

10 MANAGEMENT METHOD, BY QUANTITY OF RCRA HAZARDOUS WASTE MANAGED, 1993

MANAGEMENT METHOD	SYSTEM TYPE CODE	QUANTITY MANAGED (TONS)	PERCENTAGE OF QUANTITY	NUMBER OF FACILITIES	PERCENTAGE OF FACILITIES
OTHER TREATMENT	M121-M129	138,862	84	2	25
AQUEOUS ORGANIC AND INORGANIC TREATMENT	M091-M099	13,187	8	1	13
AQUEOUS ORGANIC TREATMENT	M081-M089	7,966	5	2	25
INCINERATION	M041-M049	4,689	3	3	38
LANDFILL	M132-DISP	707	0	1	13
AQUEOUS INORGANIC TREATMENT	M071-M079	600	0	1	13
SOLVENTS RECOVERY	M021-M029	192	0	2	25
OTHER DISPOSAL SPECIFIED IN COMMENTS	M137-DISP	26	0	2	25
STABILIZATION	M111-M119	2	0	2	25
FUEL BLENDING	M061-----	1	0	1	13
OTHER RECOVERY	M031-M039	1	0	1	13
TOTAL		166,232	100	8	

NOTE: FACILITIES WITH ONLY STORAGE UNITS ARE EXCLUDED.
COLUMNS MAY NOT SUM DUE TO ROUNDING.
COLUMNS MAY NOT SUM TO TOTAL BECAUSE FACILITIES MAY HAVE MULTIPLE HANDLING METHODS.

MARYLAND

1993 WASTE MANAGEMENT, CONTINUED

11 MANAGEMENT METHOD AND QUANTITY OF RCRA HAZARDOUS WASTE MANAGED BY NUMBER OF FACILITIES, 1993

MANAGEMENT METHOD	SYSTEM TYPE CODE	QUANTITY MANAGED (TONS)	PERCENTAGE OF QUANTITY	NUMBER OF FACILITIES	PERCENTAGE OF FACILITIES
INCINERATION	M041-M049	4,689	3	3	38
SOLVENTS RECOVERY	M021-M029	192	0	2	25
AQUEOUS ORGANIC TREATMENT	M081-M089	7,966	5	2	25
STABILIZATION	M111-M119	2	0	2	25
OTHER TREATMENT	M121-M129	138,862	84	2	25
OTHER DISPOSAL SPECIFIED IN COMMENTS	M137-DISP	26	0	2	25
OTHER RECOVERY	M031-M039	1	0	1	13
FUEL BLENDING	M061-----	1	0	1	13
AQUEOUS INORGANIC TREATMENT	M071-M079	600	0	1	13
AQUEOUS ORGANIC AND INORGANIC TREATMENT	M091-M099	13,187	8	1	13
LANDFILL	M132-DISP	707	0	1	13
TOTAL		166,232	100	8	

NOTE: FACILITIES WITH ONLY STORAGE UNITS ARE EXCLUDED.
COLUMNS MAY NOT SUM DUE TO ROUNDING.
COLUMNS MAY NOT SUM TO TOTAL BECAUSE FACILITIES MAY HAVE MULTIPLE HANDLING METHODS.

12 QUANTITY AND PERCENTAGE OF RCRA HAZARDOUS WASTEWATER AND NON-WASTEWATER MANAGED IN 1993

MANAGEMENT TYPE	TONS	PERCENTAGE
WASTEWATER	161,202	97.0
NON-WASTEWATER	5,030	3.0
TOTAL	166,232	100.0

MARYLAND

1993 WASTE SHIPMENTS

13 NUMBER OF RCRA HAZARDOUS WASTE SHIPPERS: 536

14 QUANITIY OF RCRA HAZARDOUS WASTE SHIPPED: 96,591 TONS

15 FIFTY LARGEST RCRA HAZARDOUS WASTE SHIPPERS, 1993

RANK	EPA ID	SITE NAME	CITY	QUANTITY SHIPPED (TONS)
1	MDP000007730	REGLAS PAINTING CO INC.	COLLEGE PARK	10,000
2	MDD980555189	CLEAN HARBORS OF BALTIMORE	BALTIMORE	9,859
3	MDD030324073	MARYLAND PORT ADMINISTRATION	BALTIMORE	8,307
4	MDD003071875	FMC CORP.	BALTIMORE	5,831
5	MD3210021355	U.S. ARMY ABERDEEN PROVING GROUND	ABERDEEN	5,617
6	MDD000731356	HAWKINS POINT HAZARDOUS WASTE LANDFILL	BALTIMORE	5,050
7	MDD990759375	EASTALCO ALUMINIUM CO.	FREDERICK	4,182
8	MDD000797365	BROWNING FERRIS INC	GLEN BURNIE	3,621
9	MDD980554653	LAIDLAW ENVIRONMENTAL SERVICES	LAUREL	2,833
10	MDD086140944	EASTERN STAINLESS CORP.	BALTIMORE	2,144
11	MDD000737395	SAFETY-KLEEN CORP	SILVER SPRING	2,051
12	MDD982575284	MARYLAND STATE HIGHWAY ADMIN.	EDGEMORE	2,021
13	MDD000215160	SHERWIN-WILLIAMS CO.	BALTIMORE	1,904
14	MDD981034291	SAFETY KLEEN CORP. 2-016-01	BALTIMORE	1,769
15	MDD000737106	SAFETY-KLEEN CORP.	GLEN BURNIE	1,719
16	MDD003084464	ELF ATOCHEM NORTH AMERICA, INC.	BALTIMORE	1,692
17	MDD053945432	BETHLEHEM STEEL	SPARROWS POINT	1,497
18	MDD053941878	BAUSCH & LOMB INC OAKLAND PLANT	OAKLAND	1,417
19	MDD061367280	TEXAS EASTERN ACCIDENT FIELD	ACCIDENT	1,391
20	MD0120508940	USDA-ARS, BELTSVILLE AGRICULTURAL	BELTSVILLE	1,335
21	MDD990686222	VISTA CHEMICAL COMPANY	BALTIMORE	1,279
22	MDD010094621	COLONIAL PIPELINE CO	WOODBINE	1,208
23	MDD069377042	REICHHOLD CHEMICALS INC.	BALTIMORE	1,115
24	MDD001715705	ARMCO INC	BALTIMORE	1,039
25	MDD003091972	GM TRUCK & BUS GROUP	BALTIMORE	983
26	MDD069396711	ALLIED SIGNAL	BALTIMORE	845
27	MDD069380657	CHESAPEAKE FINISHED METALS INC	BALTIMORE	769
28	MDD000619890	MOBIL BALTIMORE TERMINAL	BALTIMORE	700
29	MDD985421668	NOXELL	ELDERSBURG	547
30	MDP000007086	BEST BATTERY CO	BALTIMORE	518
31	MDD069390839	RUST-OLEUM CORPORATION	WILLIAMSPORT	455
32	MDD043382191	LOUIS DREYFUS ENERGY	BALTIMORE	444
33	MDD038942884	KANASCO LTD	BALTIMORE	395
34	MD6150004095	NATIONAL INSTITUTES OF HEALTH	BETHESDA	344
35	MDD980832067	BALTIMORE GAS & ELECTRIC	BALTIMORE	342
36	MDD981045321	AMERICAN TANK TRANSPORT, INC	ELKRIDGE	318
37	MDD003419090	MARTIN MARIETTA AERO & NAVAL SYSTEMS	BALTIMORE	313
38	MDD101478279	MONARCH MFG, INC.	BELCAMP	291
39	MDD054907027	AMERADA HESS - BALTIMORE	BALTIMORE	287
40	MDD000619395	BALTIMORE GAS & ELECTRIC	BALTIMORE	283
41	MDD003075942	CYTEC INDUSTRIES INC	HAVRE DE GRACE	281
42	MDD980694012	W.L. GORE & ASSOCIATES, INC.	ELKTON	255
43	MDD046283495	BETHLEHEM STEEL CORP-BETHSHIP	SPARROWS POINT	242
44	MD9210020567	U.S. DEPT OF THE ARMY FT. MEADE	FT. MEADE	234
45	MDD095353348	SECURITY FENCE SUPPLY CO.	BLADENSBURG	234
46	MDD985384775	ATOTECH USA INC.	BALTIMORE	220
47	MD2970590004	NATIONAL SECURITY AGENCY	FORTE MEADE	206
48	MDD089945950	NEVAMAR CORP.	ODENTON	205
49	MDD022649362	STEUART PERTOLEUM CO. TERMINAL	PINEY POINT	195
50	MDD985369305	SPECTRA, INC	CLARKSBURG	193
TOTAL				88,980

NOTES: COLUMNS MAY NOT SUM DUE TO ROUNDING.
STATE MAY HAVE FEWER THAN FIFTY SHIPPERS.

MARYLAND

1993 WASTE RECEIPTS

16 NUMBER OF RCRA HAZARDOUS WASTE RECEIVERS: 7

17 QUANITIY OF RCRA HAZARDOUS WASTE RECEIVED: 38,989 TONS

18 FIFTY LARGEST RCRA HAZARDOUS WASTE RECEIVERS, 1993

RANK	EPA ID	SITE NAME	CITY	QUANTITY RECEIVED (TONS)
1	MDD980555189	CLEAN HARBORS OF BALTIMORE	BALTIMORE	25,808
2	MDD980554653	LAIDLAW ENVIRONMENTAL SERVICES	LAUREL	4,800
3	MDD981034291	SAFETY KLEEN CORP. 2-016-01	BALTIMORE	3,937
4	MDD000737395	SAFETY-KLEEN CORP	SILVER SPRING	1,863
5	MDD000737106	SAFETY-KLEEN CORP.	GLEN BURNIE	1,860
6	MDD000731356	HAWKINS POINT HAZARDOUS WASTE LANDFILL	BALTIMORE	707
7	MD6150004095	NATIONAL INSTITUTES OF HEALTH	BETHESDA	13
TOTAL				38,989

NOTES: COLUMNS MAY NOT SUM DUE TO ROUNDING.
STATE MAY HAVE FEWER THAN FIFTY FACILITIES THAT RECEIVED WASTE.

MARYLAND

1993 WASTE RECEIPTS, CONTINUED

19 QUANTITY OF RCRA HAZARDOUS WASTE MANAGED, BY MANGEMENT METHOD, LIMITED TO WASTE RECEIVED FROM OFFSITE, 1993

MANAGEMENT METHOD	SYSTEM TYPE CODE	QUANTITY MANAGED (TONS)	PERCENTAGE OF QUANTITY	NUMBER OF FACILITIES	PERCENTAGE OF FACILITIES
SOLVENTS RECOVERY	M021-M029	5	0	1	33
OTHER RECOVERY	M031-M039	1	0	1	33
INCINERATION	M041-M049	44	0	1	33
FUEL BLENDING	M061-----	1	0	1	33
AQUEOUS INORGANIC TREATMENT	M071-M079	600	3	1	33
AQUEOUS ORGANIC TREATMENT	M081-M089	7,961	35	1	33
AQUEOUS ORGANIC AND INORGANIC TREATMENT	M091-M099	13,166	58	1	33
STABILIZATION	M111-M119	2	0	1	33
OTHER TREATMENT	M121-M129	22	0	1	33
LANDFILL	M132-DISP	707	3	1	33
TOTAL		22,509	100	3	

20 MANAGEMENT METHOD, BY QUANTITY OF RCRA HAZARDOUS WASTE MANAGED, LIMITED TO WASTE RECEIVED FROM OFFSITE, 1993

MANAGEMENT METHOD	SYSTEM TYPE CODE	QUANTITY MANAGED (TONS)	PERCENTAGE OF QUANTITY	NUMBER OF FACILITIES	PERCENTAGE OF FACILITIES
AQUEOUS ORGANIC AND INORGANIC TREATMENT	M091-M099	13,166	58	1	33
AQUEOUS ORGANIC TREATMENT	M081-M089	7,961	35	1	33
LANDFILL	M132-DISP	707	3	1	33
AQUEOUS INORGANIC TREATMENT	M071-M079	600	3	1	33
INCINERATION	M041-M049	44	0	1	33
OTHER TREATMENT	M121-M129	22	0	1	33
SOLVENTS RECOVERY	M021-M029	5	0	1	33
STABILIZATION	M111-M119	2	0	1	33
FUEL BLENDING	M061-----	1	0	1	33
OTHER RECOVERY	M031-M039	1	0	1	33
TOTAL		22,509	100	3	

NOTE: FACILITIES WITH ONLY STORAGE UNITS ARE EXCLUDED.
COLUMNS MAY NOT SUM DUE TO ROUNDING.
COLUMNS MAY NOT SUM TO TOTAL BECAUSE FACILITIES MAY HAVE MULTIPLE HANDLING METHODS.

MARYLAND

1993 WASTE RECEIPTS, CONTINUED

21 MANAGEMENT METHOD AND QUANTITY OF RCRA HAZARDOUS WASTE MANAGED, BY NUMBER OF FACILITIES, LIMITED TO WASTE RECEIVED FROM OFF SITE, 1993

MANAGEMENT METHOD	SYSTEM TYPE CODE	QUANTITY MANAGED (TONS)	PERCENTAGE OF QUANTITY	NUMBER OF FACILITIES	PERCENTAGE OF FACILITIES
SOLVENTS RECOVERY	M021-M029	5	0	1	33
OTHER RECOVERY	M031-M039	1	0	1	33
INCINERATION	M041-M049	44	0	1	33
FUEL BLENDING	M061-----	1	0	1	33
AQUEOUS INORGANIC TREATMENT	M071-M079	600	3	1	33
AQUEOUS ORGANIC TREATMENT	M081-M089	7,961	35	1	33
AQUEOUS ORGANIC AND INORGANIC TREATMENT	M091-M099	13,166	58	1	33
STABILIZATION	M111-M119	2	0	1	33
OTHER TREATMENT	M121-M129	22	0	1	33
LANDFILL	M132-DISP	707	3	1	33
TOTAL		22,509	100	3	

NOTE: FACILITIES WITH ONLY STORAGE UNITS ARE EXCLUDED.
COLUMNS MAY NOT SUM DUE TO ROUNDING.
COLUMNS MAY NOT SUM TO TOTAL BECAUSE FACILITIES MAY HAVE MULTIPLE HANDLING METHODS.

MARYLAND

1993 IMPORTS AND EXPORTS

22	QUANTITY OF RCRA HAZARDOUS WASTE IMPORTED:	26,891	TONS
23	QUANTITY OF RCRA HAZARDOUS WASTE EXPORTED:	80,847	TONS

MASSACHUSETTS

1993 WASTE GENERATION

1 NUMBER OF RCRA LARGE QUANTITY GENERATORS (LQGS): 569

2 QUANITY OF RCRA HAZARDOUS WASTE GENERATED: 163,037 TONS

3 FIFTY LARGEST RCRA HAZARDOUS WASTE GENERATORS IN THE STATE, 1993

RANK	EPA ID	SITE NAME	CITY	TOTAL GENERATED (TONS)
1	MAD981067234	ALTERNATE CIRCUIT TECH., INC.	WARD HILL	32,735
2	MAD001402320	POLAROID CORP.	WALTHAM	32,201
3	MAD001011071	REED & BARTON CORP.	TAUNTON	15,247
4	MAD056019979	IDEAL TAPE COMPANY	LOWELL	7,737
5	MAD001066059	MYSTIC PLATING CORP.	MEDFORD	6,904
6	MAD001114818	MONSANTO CHEMICAL CO. (INDIAN ORCHARD)	SPRINGFIELD	6,136
7	MAD048662944	STANDARD PLATING INC.	WEST SPRINGFIELD	5,654
8	MAD001411081	RAYTHEON COMPANY	LOWELL	4,713
9	MAD001408517	GENERAL ELECTRIC COMPANY	LYNN	3,782
10	MAD981203334	C.G.I. CIRCUITS, INC.	TAUNTON	3,630
11	MAD001113059	EASTERN ETCHING AND MANUFACTURING CO.	CHICOPEE	2,418
12	MAD980912323	CHEMDESIGN CORPORATION	FITCHBURG	2,168
13	MAD062163191	POLAROID CORPORATION	NORWOOD	2,019
14	MAD019371079	GENERAL CHEMICAL CORPORATION	FRAMINGHAM	1,829
15	MAD001039767	BOSTIK, INC	MIDDLETON	1,567
16	MAD000846493	POLAROID CORP.	ASSONET	1,275
17	MAT135367800	REXHAM GRAPHICS INC.	SOUTH HADLEY	1,063
18	MAD990886301	ALTRON INCORPORATED	WILMINGTON	1,048
19	MAD001055805	SERVICE CHEMICAL CORP.	NO ANDOVER	994
20	MAD001128032	WYMAN - GORDAN COMPANY	NORTH GRAFTON	968
21	MAD000844597	WATERS DIVISION OF MILLIPORE	TAUNTON	680
22	MAD076575513	BOSTON EDISON COMPANY/OPERATIONS CENTER	DORCHESTER	581
23	MAD001055235	RAYTHEON COMPANY	ANDOVER	572
24	MAD001061001	ALBEROX CORP.	NEW BEDFORD	564
25	MAD002249803	GTE OPERATIONS SUPPORT INC.	SALEM	536
26	MAD000845412	BOSTON EDISON MATERIAL MANAGEMENT FAC.	WATERTOWN	527
27	MAD000844100	CITGO PETROLEUM CORPORATION	BRAINTREE	509
28	MAD001136035	FLEXCON COMPANY, INC.	SPENCER	492
29	MAD053452637	CLEAN HARBORS OF BRAINTREE, INC.	BRAINTREE	489
30	MAD007325814	TEXAS INSTRUMENTS	ATTLEBORO	487
31	MAD001764794	VAN WATERS AND ROGERS INC	SALEM	486
32	MAD069348829	OSRAM SYLVANIA INC.	IPSWICH	479
33	MAD076590652	BULL HN INFORMATION SYSTEMS, INC.	BOSTON	478
34	MAD985280007	TEXACO SERVICE STATION	ISLINGTON	459
35	MAD001005370	AT&T	N. ANDOVER	455
36	MAD001047620	DUNCAN GALVANIZING INC.	EVERETT	361
37	MAD002084093	GENERAL ELECTRIC	PITTSFIELD	350
38	MAD000844498	SHIPLEY COMPANY, INC.	MARLBOROUGH	338
39	MAD001017599	GENCORP INC D/B/A GENCORP POLYMER PRODUC	LAWRENCE	336
40	MAD001005289	SERVOLIFT/EASTERN CORP.	BOSTON	301
41	MAD980524300	ASTRA USA, INC.	WESTBOROUGH	280
42	MAD080031180	OSRAM SYLVANIA, INC.	DANVERS	279
43	MAD051778934	PARLEX CORPORATION	METHUEN	273
44	MAD001923408	RAYTHEON COMPANY, EDM	WALTHAM	270
45	MAD041710609	TECH-ETCH, INC.	PLYMOUTH	229
46	MAD059706713	NORTHEAST PETROLEUM DIV. OF CARGILL	SANDWICH	216
47	MAD001138726	ECC CORPORATION	HOLDEN	213
48	MAD155318066	GAC PRINTED CIRCUITS	LOWELL	204
49	MAD001125681	THE L.S. STARRETT COMPANY	ATHOL	204
50	MAD075348912	AMERICAN NATIONAL CAN COMPANY	MILFORD	202
TOTAL				145,937

NOTE: STATE MAY HAVE FEWER THAN FIFTY GENERATORS.

MASSACHUSETTS

1993 WASTE GENERATION, CONTINUED

4 QUANTITIES OF WASTE GENERATED IN 1993 THAT WERE

- REPORTED WITH ONLY CHARACTERISTIC WASTE CODES
- REPORTED WITH ONLY LISTED WASTE CODES
- REPORTED WITH BOTH CHARACTERISTIC AND LISTED WASTE CODES

WASTE HAS ONLY CHARACTERISTIC CODES	TONS OF WASTE GENERATED	WASTE HAS ONLY LISTED CODES	TONS OF WASTE GENERATED	WASTE HAS BOTH CHARACTERISTIC AND LISTED CODES	TONS OF WASTE GENERATED
ONLY IGNITABLE	7,977	ONLY AN F CODE	40,614		
ONLY CORROSIVE	12,981	ONLY A K CODE	5		
ONLY REACTIVE	29	ONLY A P CODE	4		
ONLY D004-17	13,136	ONLY A U CODE	1,095		
ONLY D018-43	983				
HAS MORE THAN ONE CHARACTERISTIC CODE	14,563	HAS MORE THAN ONE LISTED CODE	79		
TOTAL	49,669	TOTAL	41,796	TOTAL CHAR. AND LISTED	71,337

5 QUANTITIES OF WASTE GENERATED IN 1993 THAT WERE MULTIPLY CODED

WASTE HAS ONLY CHARACTERISTIC CODES BUT MORE THAN ONE APPLIES	TONS OF WASTE GENERATED	ONLY LISTED CODES BUT HAS MORE THAN ONE	TONS OF WASTE GENERATED	BOTH CHAR. & LISTED CODES	TONS OF WASTE GENERATED
HAS IGNITABLE CODE	8,196			IGN. W/ AT LEAST 1 LSTD	21,467
HAS CORROSIVE CODE	12,677			CORR. W/ AT LEAST 1 LSTD	43,666
HAS REACTIVE CODE	148			REACT. W/ AT LEAST 1 LSTD	286
HAS D004-D017 CODE	10,269			D004-17 W/ AT LEAST 1 LSTD	5,727
HAS D018-D043 CODE	1,583			D018-43 W/ AT LEAST 1 LSTD	7,803
		HAS AN F CODE	79	F WASTE W/ AT LEAST 1 CHAR	71,154
		HAS A K CODE	0	K WASTE W/ AT LEAST 1 CHAR	12
		HAS A P CODE	0	P WASTE W/ AT LEAST 1 CHAR	41
		HAS A U CODE	79	U WASTE W/ AT LEAST 1 CHAR	449
TOTAL	14,563	TOTAL	79	TOTAL	71,337

NOTE: COLUMNS DO NOT SUM TO TOTAL BECAUSE A WASTE CODE MAY APPLY TO MORE THAN ONE WASTE.
MIXTURES WITH IGNITABLE, CORROSIVE, REACTIVE, D004-17, AND D018-43 CHARACTERISTIC CODES ALSO MAY CONTAIN OTHER CHARACTERISTIC WASTE CODES.
SIMILARLY, WASTES WITH F,K,P, AND U LISTED CODES MAY HAVE OTHER LISTED WASTE CODES.

MASSACHUSETTS

1993 WASTE MANAGEMENT

6 NUMBER OF RCRA TSD FACILITIES: 32

7 QUANITY OF RCRA HAZARDOUS WASTE MANAGED: 45,607 TONS

8 FIFTY LARGEST RCRA HAZARDOUS WASTE MANAGEMENT FACILITIES, 1993

RANK	EPAID	SITE NAME	CITY	TONS OF WASTE MANAGED
1	MAD981067234	ALTERNATE CIRCUIT TECH., INC.	WARD HILL	32,711
2	MAD009870643	ROY BROS., INC.	BILLERICA	3,120
3	MAD001408517	GENERAL ELECTRIC COMPANY	LYNN	1,762
4	MAD019371079	GENERAL CHEMICAL CORPORATION	FRAMINGHAM	1,720
5	MAD001114818	MONSANTO CHEMICAL CO. (INDIAN ORCHARD)	SPRINGFIELD	1,653
6	MAD053452637	CLEAN HARBORS OF BRAINTREE, INC.	BRAINTREE	1,558
7	MAD001039767	BOSTIK, INC	MIDDLETON	1,493
8	MAD001402320	POLAROID CORP.	WALTHAM	1,131
9	MAD000846493	POLAROID CORP.	ASSONET	254
10	MAD001114214	HAMPDEN COLOR AND CHEM. CO.	SPRINGFIELD	110
11	MAD053483467	THE GILLETTE COMPANY ANDOVER MFG. CTR.	ANDOVER	39
12	MAD980523203	CLEAN HARBORS OF NATICK, INC.	NATICK	34
13	MAD048974349	HANDY AND HARMON ELECTRONIC MATERIALS CO	NORTH ATTLEBORO	14
14	MAD000650051	WINDFIELD ALLOY INC.	LAWRENCE	8
15	MAD002084093	GENERAL ELECTRIC	PITTSFIELD	0
16	MAD001441054	GEN RAD INC.	BOLTON	0
TOTAL				45,607

NOTE: STATE MAY HAVE FEWER THAN FIFTY FACILITIES THAT MANAGED WASTES.
WASTE ONLY MANAGED BY STORAGE IS NOT INCLUDED.

MASSACHUSETTS

1993 WASTE MANAGEMENT, CONTINUED

9 QUANTITY OF RCRA HAZARDOUS WASTE MANAGED BY MANAGEMENT METHOD, 1993

MANAGEMENT METHOD	SYSTEM TYPE CODE	QUANTITY MANAGED (TONS)	PERCENTAGE OF QUANTITY	NUMBER OF FACILITIES	PERCENTAGE OF FACILITIES
METALS RECOVERY (FOR REUSE)	M011-M019	10	0	2	13
SOLVENTS RECOVERY	M021-M029	4,764	10	6	38
INCINERATION	M041-M049	0	0	2	13
ENERGY RECOVERY (REUSE AS FUEL)	M051-M059	3,182	7	3	19
FUEL BLENDING	M061-----	0	0	1	6
AQUEOUS INORGANIC TREATMENT	M071-M079	32,702	72	3	19
AQUEOUS ORGANIC TREATMENT	M081-M089	13	0	2	13
AQUEOUS ORGANIC AND INORGANIC TREATMENT	M091-M099	0	0	1	6
OTHER TREATMENT	M121-M129	4,903	11	5	31
LANDFILL	M132-DISP	34	0	1	6
TOTAL		45,607	100	16	

10 MANAGEMENT METHOD, BY QUANTITY OF RCRA HAZARDOUS WASTE MANAGED, 1993

MANAGEMENT METHOD	SYSTEM TYPE CODE	QUANTITY MANAGED (TONS)	PERCENTAGE OF QUANTITY	NUMBER OF FACILITIES	PERCENTAGE OF FACILITIES
AQUEOUS INORGANIC TREATMENT	M071-M079	32,702	72	3	19
OTHER TREATMENT	M121-M129	4,903	11	5	31
SOLVENTS RECOVERY	M021-M029	4,764	10	6	38
ENERGY RECOVERY (REUSE AS FUEL)	M051-M059	3,182	7	3	19
LANDFILL	M132-DISP	34	0	1	6
AQUEOUS ORGANIC TREATMENT	M081-M089	13	0	2	13
METALS RECOVERY (FOR REUSE)	M011-M019	10	0	2	13
INCINERATION	M041-M049	0	0	2	13
FUEL BLENDING	M061-----	0	0	1	6
AQUEOUS ORGANIC AND INORGANIC TREATMENT	M091-M099	0	0	1	6
TOTAL		45,607	100	16	

NOTE: FACILITIES WITH ONLY STORAGE UNITS ARE EXCLUDED.
COLUMNS MAY NOT SUM DUE TO ROUNDING.
COLUMNS MAY NOT SUM TO TOTAL BECAUSE FACILITIES MAY HAVE MULTIPLE HANDLING METHODS.

MASSACHUSETTS

1993 WASTE MANAGEMENT, CONTINUED

11 MANAGEMENT METHOD AND QUANTITY OF RCRA HAZARDOUS WASTE MANAGED BY NUMBER OF FACILITIES, 1993

MANAGEMENT METHOD	SYSTEM TYPE CODE	QUANTITY MANAGED (TONS)	PERCENTAGE OF QUANTITY	NUMBER OF FACILITIES	PERCENTAGE OF FACILITIES
SOLVENTS RECOVERY	M021-M029	4,764	10	6	38
OTHER TREATMENT	M121-M129	4,903	11	5	31
ENERGY RECOVERY (REUSE AS FUEL)	M051-M059	3,182	7	3	19
AQUEOUS INORGANIC TREATMENT	M071-M079	32,702	72	3	19
METALS RECOVERY (FOR REUSE)	M011-M019	10	0	2	13
INCINERATION	M041-M049	0	0	2	13
AQUEOUS ORGANIC TREATMENT	M081-M089	13	0	2	13
FUEL BLENDING	M061-----	0	0	1	6
AQUEOUS ORGANIC AND INORGANIC TREATMENT	M091-M099	0	0	1	6
LANDFILL	M132-DISP	34	0	1	6
TOTAL		45,607	100	16	

NOTE: FACILITIES WITH ONLY STORAGE UNITS ARE EXCLUDED.
COLUMNS MAY NOT SUM DUE TO ROUNDING.
COLUMNS MAY NOT SUM TO TOTAL BECAUSE FACILITIES MAY HAVE MULTIPLE HANDLING METHODS.

12 QUANTITY AND PERCENTAGE OF RCRA HAZARDOUS WASTEWATER AND NON-WASTEWATER MANAGED IN 1993

MANAGEMENT TYPE	TONS	PERCENTAGE
WASTEWATER	39,365	86.3
NON-WASTEWATER	6,243	13.7
TOTAL	45,607	100.0

MASSACHUSETTS

1993 WASTE SHIPMENTS

13 NUMBER OF RCRA HAZARDOUS WASTE SHIPPERS: 556

14 QUANITIY OF RCRA HAZARDOUS WASTE SHIPPED: 87,804 TONS

15 FIFTY LARGEST RCRA HAZARDOUS WASTE SHIPPERS, 1993

RANK	EPA ID	SITE NAME	CITY	QUANTITY SHIPPED (TONS)
1	MAD000604447	LAIDLAW ENVIRONMENTAL SERVICES(NE), INC.	LAWRENCE	16,919
2	MAD053452637	CLEAN HARBORS OF BRAINTREE, INC.	BRAINTREE	10,821
3	MAD001402320	POLAROID CORP.	WALTHAM	7,401
4	MAD019371079	GENERAL CHEMICAL CORPORATION	FRAMINGHAM	3,152
5	MAD001411081	RAYTHEON COMPANY	LOWELL	2,659
6	MAD980912323	CHEMDESIGN CORPORATION	FITCHBURG	2,168
7	MAD088978143	SAFETY-KLEEN CORP.	MARLBOROUGH	1,904
8	MAD069348829	OSRAM SYLVANIA INC.	IPSWICH	1,557
9	MAD001408517	GENERAL ELECTRIC COMPANY	LYNN	1,549
10	MAD060095569	SAFETY-KLEEN CORP.	SALISBURY	1,361
11	MAD980523203	CLEAN HARBORS OF NATICK, INC.	NATICK	1,282
12	MAD096287354	SAFETY-KLEEN CORP. 2-184-01	W.BROOKFIELD	1,127
13	MAD990886301	ALTRON INCORPORATED	WILMINGTON	1,048
14	MAT135367800	REXHAM GRAPHICS INC.	SOUTH HADLEY	1,029
15	MAD001114818	MONSANTO CHEMICAL CO. (INDIAN ORCHARD)	SPRINGFIELD	1,016
16	MAD001055805	SERVICE CHEMICAL CORP.	NO ANDOVER	987
17	MAD001128032	WYMAN - GORDAN COMPANY	NORTH GRAFTON	968
18	MAD000846006	SAFETY-KLEEN CORPORATION	BRIDGEWATER	840
19	MAD985280080	TEXACO SERVICE STATION	NEWTON CENTER	786
20	MAD062163191	POLAROID CORPORATION	NORWOOD	716
21	MAD000844597	WATERS DIVISION OF MILLIPORE	TAUNTON	680
22	MAD076575513	BOSTON EDISON COMPANY/OPERATIONS CENTER	DORCHESTER	581
23	MAD001061001	ALBEROX CORP.	NEW BEDFORD	564
24	MAD056019979	IDEAL TAPE COMPANY	LOWELL	544
25	MAD002249803	GTE OPERATIONS SUPPORT INC.	SALEM	536
26	MAD000845412	BOSTON EDISON MATERIAL MANAGEMENT FAC.	WATERTOWN	527
27	MAD001136035	FLEXCON COMPANY, INC.	SPENCER	510
28	MAD000844100	CITGO PETROLEUM CORPORATION	BRAINTREE	509
29	MAD007325814	TEXAS INSTRUMENTS	ATTLEBORO	488
30	MAD001764794	VAN WATERS AND ROGERS INC	SALEM	486
31	MAD001055235	RAYTHEON COMPANY	ANDOVER	482
32	MAD076590652	BULL HN INFORMATION SYSTEMS, INC.	BOSTON	478
33	MAD985280007	TEXACO SERVICE STATION	ISLINGTON	461
34	MAD001005370	AT&T	N. ANDOVER	450
35	MAD001047620	DUNCAN GALVANIZING INC.	EVERETT	361
36	MAD002084093	GENERAL ELECTRIC	PITTSFIELD	357
37	MAD000844498	SHIPLEY COMPANY, INC.	MARLBOROUGH	338
38	MAD001017599	GENCORP INC D/B/A GENCORP POLYMER PRODUC	LAWRENCE	336
39	MAD001005289	SERVOLIFT/EASTERN CORP.	BOSTON	301
40	MAD000846493	POLAROID CORP.	ASSONET	300
41	MAD080031180	OSRAM SYLVANIA, INC.	DANVERS	283
42	MAD980524300	ASTRA USA, INC.	WESTBOROUGH	280
43	MAD051778934	PARLEX CORPORATION	METHUEN	273
44	MAD001923408	RAYTHEON COMPANY, EDM	WALTHAM	268
45	MAD001113059	EASTERN ETCHING AND MANUFACTURING CO.	CHICOPEE	236
46	MAD059706713	NORTHEAST PETROLEUM DIV. OF CARGILL	SANDWICH	216
47	MAD001138726	ECC CORPORATION	HOLDEN	213
48	MAD001125681	THE L.S. STARRETT COMPANY	ATHOL	212
49	MAD075348912	AMERICAN NATIONAL CAN COMPANY	MILFORD	202
50	MAD000189068	M/A-COM, INC.	BURLINGTON	200
TOTAL				70,961

NOTES: COLUMNS MAY NOT SUM DUE TO ROUNDING.
STATE MAY HAVE FEWER THAN FIFTY SHIPPERS.

MASSACHUSETTS

1993 WASTE RECEIPTS

16 NUMBER OF RCRA HAZARDOUS WASTE RECEIVERS: 12

17 QUANITIY OF RCRA HAZARDOUS WASTE RECEIVED: 46,697 TONS

18 FIFTY LARGEST RCRA HAZARDOUS WASTE RECEIVERS, 1993

RANK	EPA ID	SITE NAME	CITY	QUANTITY RECEIVED (TONS)
1	MAD053452637	CLEAN HARBORS OF BRAINTREE, INC.	BRAINTREE	20,674
2	MAD000604447	LAIDLAW ENVIRONMENTAL SERVICES(NE), INC.	LAWRENCE	16,940
3	MAD019371079	GENERAL CHEMICAL CORPORATION	FRAMINGHAM	3,047
4	MAD088978143	SAFETY-KLEEN CORP.	MARLBOROUGH	1,726
5	MAD980523203	CLEAN HARBORS OF NATICK, INC.	NATICK	1,262
6	MAD060095569	SAFETY-KLEEN CORP.	SALISBURY	1,151
7	MAD000846006	SAFETY-KLEEN CORPORATION	BRIDGEWATER	904
8	MAD096287354	SAFETY-KLEEN CORP. 2-184-01	W.BROOKFIELD	893
9	MAD001114214	HAMPDEN COLOR AND CHEM. CO.	SPRINGFIELD	56
10	MAD047075734	GEOCHEM, INC.	LOWELL	32
11	MAD000650051	WINDFIELD ALLOY INC.	LAWRENCE	11
12	MAD082303777	CYN OIL CORPORATION	STOUGHTON	0
TOTAL				46,697

NOTES: COLUMNS MAY NOT SUM DUE TO ROUNDING.
STATE MAY HAVE FEWER THAN FIFTY FACILITIES THAT RECEIVED WASTE.

MASSACHUSETTS

1993 WASTE RECEIPTS, CONTINUED

19 QUANTITY OF RCRA HAZARDOUS WASTE MANAGED, BY MANGEMENT METHOD, LIMITED TO WASTE RECEIVED FROM OFFSITE, 1993

MANAGEMENT METHOD	SYSTEM TYPE CODE	QUANTITY MANAGED (TONS)	PERCENTAGE OF QUANTITY	NUMBER OF FACILITIES	PERCENTAGE OF FACILITIES
METALS RECOVERY (FOR REUSE)	M011-M019	1	0	1	20
SOLVENTS RECOVERY	M021-M029	3,321	98	3	60
INCINERATION	M041-M049	0	0	1	20
FUEL BLENDING	M061-----	0	0	1	20
AQUEOUS INORGANIC TREATMENT	M071-M079	8	0	1	20
AQUEOUS ORGANIC TREATMENT	M081-M089	13	0	1	20
AQUEOUS ORGANIC AND INORGANIC TREATMENT	M091-M099	0	0	1	20
OTHER TREATMENT	M121-M129	0	0	1	20
LANDFILL	M132-DISP	34	1	1	20
TOTAL		3,376	100	5	

20 MANAGEMENT METHOD, BY QUANTITY OF RCRA HAZARDOUS WASTE MANAGED, LIMITED TO WASTE RECEIVED FROM OFFSITE, 1993

MANAGEMENT METHOD	SYSTEM TYPE CODE	QUANTITY MANAGED (TONS)	PERCENTAGE OF QUANTITY	NUMBER OF FACILITIES	PERCENTAGE OF FACILITIES
SOLVENTS RECOVERY	M021-M029	3,321	98	3	60
LANDFILL	M132-DISP	34	1	1	20
AQUEOUS ORGANIC TREATMENT	M081-M089	13	0	1	20
AQUEOUS INORGANIC TREATMENT	M071-M079	8	0	1	20
METALS RECOVERY (FOR REUSE)	M011-M019	1	0	1	20
FUEL BLENDING	M061-----	0	0	1	20
OTHER TREATMENT	M121-M129	0	0	1	20
AQUEOUS ORGANIC AND INORGANIC TREATMENT	M091-M099	0	0	1	20
INCINERATION	M041-M049	0	0	1	20
TOTAL		3,376	100	5	

NOTE: FACILITIES WITH ONLY STORAGE UNITS ARE EXCLUDED.
COLUMNS MAY NOT SUM DUE TO ROUNDING.
COLUMNS MAY NOT SUM TO TOTAL BECAUSE FACILITIES MAY HAVE MULTIPLE HANDLING METHODS.

MASSACHUSETTS

1993 WASTE RECEIPTS, CONTINUED

21 MANAGEMENT METHOD AND QUANTITY OF RCRA HAZARDOUS WASTE MANAGED, BY NUMBER OF FACILITIES, LIMITED TO WASTE RECEIVED FROM OFF SITE, 1993

MANAGEMENT METHOD	SYSTEM TYPE CODE	QUANTITY MANAGED (TONS)	PERCENTAGE OF QUANTITY	NUMBER OF FACILITIES	PERCENTAGE OF FACILITIES
SOLVENTS RECOVERY	M021-M029	3,321	98	3	60
METALS RECOVERY (FOR REUSE)	M011-M019	1	0	1	20
INCINERATION	M041-M049	0	0	1	20
FUEL BLENDING	M061-----	0	0	1	20
AQUEOUS INORGANIC TREATMENT	M071-M079	8	0	1	20
AQUEOUS ORGANIC TREATMENT	M081-M089	13	0	1	20
AQUEOUS ORGANIC AND INORGANIC TREATMENT	M091-M099	0	0	1	20
OTHER TREATMENT	M121-M129	0	0	1	20
LANDFILL	M132-DISP	34	1	1	20
TOTAL		3,376	100	5	

NOTE: FACILITIES WITH ONLY STORAGE UNITS ARE EXCLUDED.
COLUMNS MAY NOT SUM DUE TO ROUNDING.
COLUMNS MAY NOT SUM TO TOTAL BECAUSE FACILITIES MAY HAVE MULTIPLE HANDLING METHODS.

MASSACHUSETTS

1993 IMPORTS AND EXPORTS

22	QUANTITY OF RCRA HAZARDOUS WASTE IMPORTED:	20,490	TONS
23	QUANTITY OF RCRA HAZARDOUS WASTE EXPORTED:	64,950	TONS

MICHIGAN

1993 WASTE GENERATION

1 NUMBER OF RCRA LARGE QUANTITY GENERATORS (LQGS): 789

2 QUANITY OF RCRA HAZARDOUS WASTE GENERATED: 21,014,255 TONS

3 FIFTY LARGEST RCRA HAZARDOUS WASTE GENERATORS IN THE STATE, 1993

RANK	EPA ID	SITE NAME	CITY	TOTAL GENERATED (TONS)
1	MID000724724	DOW CHEMICAL COMPANY, MIDLAND PLANT SITE	MIDLAND	15,990,731
2	MID005339460	CADON PLATING COMPANY	WYANDOTTE	1,360,000
3	MID005356795	GM - WILLOW RUN ASSEMBLY	YPSILANTI	887,882
4	MID005358130	TOTAL PETROLEUM, INC., ALMA REFINERY	ALMA	884,963
5	MID000809632	DOW CORNING CORP. MIDLAND PLANT	MIDLAND	402,120
6	MID006013643	PARKE-DAVIS, DIVISION OF WARNER-LAMBERT	HOLLAND	172,315
7	MID052035425	APOLLO PLATING INCORPORATED	ROSEVILLE	172,039
8	MID980568836	GMC, NAPT-PONTIAC WEST ASSEMBLY	PONTIAC	157,213
9	MID006030373	LOMAC INCORPORATED	MUSKEGON	111,048
10	MID005356860	GMC, INLAND FISHER GUIDE	FLINT	108,227
11	MID005356621	GMC, DELCO CHASSIS DIVISION	LIVONIA	81,371
12	MID980615298	PETRO-CHEM PROCESSING GRP. OF NORTRU INC	DETROIT	73,364
13	MID005344544	J.D. PLATING COMPANY INCORPORATED	MADISON HEIGHTS	49,625
14	MID005375837	GENERAL PLATING INCORPORATED, PLANT #2	OAK PARK	46,266
15	MID017422304	MCLOUTH STEEL, TRENTON PLANT	TRENTON	44,861
16	MID000724831	ENVOTECH MANAGEMENT SERVICES, INC	BELLEVILLE	40,474
17	MID000820381	UPJOHN COMPANY, THE	KALAMAZOO	36,196
18	MID985637412	BAY CITY PLATERS	BAY CITY	24,646
19	MID980617435	DOW CHEMICAL, SALZBURG LANDFILL	MIDLAND	21,412
20	MID027637693	LAKESHORE ELECTRO-PLATE	BENTON HARBOR	20,851
21	MID980990113	ELECTRO CHEMICAL FINISHING COMPANY	WYOMING	19,937
22	MID080359433	LACKS, SARANAC	SARANAC	19,747
23	MID981197254	AMERICAN BUMPER & MANUFACTURING COMPANY	IONIA	17,584
24	MID981092190	DOUBLE EAGLE STEEL COATING COMPANY	DEARBORN	13,642
25	MID060975844	MICHIGAN RECOVERY SYSTEMS INCORPORATED	ROMULUS	11,109
26	MID005358825	E.I. DUPONT, MOUNT CLEMENS	MOUNT CLEMENS	10,932
27	MID087054078	NORTH STAR STEEL COMPANY	MONROE	9,210
28	MID985653997	MICHIGAN AVENUE DUMP SITE/3M COMPANY	CANTON	7,883
29	MID005338801	GAGE PRODUCTS COMPANY	FERNDALE	7,241
30	MID985566629	PAINT SERVICES GROUP OF NORTRU INC.	DETROIT	6,845
31	MID074259565	DYNECOL INCORPORATED	DETROIT	6,490
32	MID001698182	SUNOCO TERMINAL #0019-9208	DETROIT	5,629
33	MID097239669	HEIDTMAN STEEL PRODUCTS INCORPORATED	ERIE	5,508
34	MID098011992	CYANOKEM INCORPORATED	DETROIT	5,420
35	MID085031599	MASCOTECH BRAUN COMPANY	DETROIT	5,385
36	MID980684088	SOLVENT DISTILLERS GROUP OF NORTRU INC.	DETROIT	5,165
37	MID007138746	BASF CORPORATION, BOURKE AVENUE PLANT	DETROIT	5,152
38	MID005227228	LEAR PLASTICS CORPORATION	MENDON	4,792
39	MID005512066	E.I. DUPONT, FLINT PLANT	FLINT	4,497
40	MID006016547	STEELCASE INC, GRAND RAPIDS SITE	GRAND RAPIDS	4,248
41	MID985621804	PVS TECHNOLOGIES INCORPORATED	DETROIT	3,865
42	MID001868538	BASF CORPORATION, MILFORD AVENUE PLANT	DETROIT	3,744
43	MID006409387	PLASTIC PLATE I	GRAND RAPIDS	3,558
44	MID098644685	CONSUMERS POWER CO, PALISADES NUCLEAR PL	COVERT	3,344
45	MID005379714	FORD MOTOR COMPANY, WIXOM ASSEMBLY PLANT	WIXOM	3,255
46	MID981088297	BIG RAPIDS PRODUCTS, INCORPORATED	BIG RAPIDS	3,149
47	MID005356878	GMC, SAGINAW DIVISION	SAGINAW	2,995
48	MID068806520	NATIONAL METAL PROCESSING INCORPORATED	DETROIT	2,876
49	MID068814482	QUANEX CORPORATION, MACSTEEL DIVISION	JACKSON	2,839
50	MID041793589	PARLIN INDUSTRIES INCORPORATED	FERNDALE	2,726
TOTAL				20,894,368

NOTE: STATE MAY HAVE FEWER THAN FIFTY GENERATORS.

MICHIGAN

1993 WASTE GENERATION, CONTINUED

4 QUANTITIES OF WASTE GENERATED IN 1993 THAT WERE

- REPORTED WITH ONLY CHARACTERISTIC WASTE CODES
- REPORTED WITH ONLY LISTED WASTE CODES
- REPORTED WITH BOTH CHARACTERISTIC AND LISTED WASTE CODES

WASTE HAS ONLY CHARACTERISTIC CODES	TONS OF WASTE GENERATED	WASTE HAS ONLY LISTED CODES	TONS OF WASTE GENERATED	WASTE HAS BOTH CHARACTERISTIC AND LISTED CODES	TONS OF WASTE GENERATED
ONLY IGNITABLE	65,080	ONLY AN F CODE	1,680,091		
ONLY CORROSIVE	7,350,895	ONLY A K CODE	66,027		
ONLY REACTIVE	228	ONLY A P CODE	7		
ONLY D004-17	1,398,863	ONLY A U CODE	5,503		
ONLY D018-43	906,140				
HAS MORE THAN ONE CHARACTERISTIC CODE	108,210	HAS MORE THAN ONE LISTED CODE	1,156		
TOTAL	9,829,416	TOTAL	1,752,785	TOTAL CHAR. AND LISTED	9,431,965

5 QUANTITIES OF WASTE GENERATED IN 1993 THAT WERE MULTIPLY CODED

WASTE HAS ONLY CHARACTERISTIC CODES BUT MORE THAN ONE APPLIES	TONS OF WASTE GENERATED	ONLY LISTED CODES BUT HAS MORE THAN ONE	TONS OF WASTE GENERATED	BOTH CHAR. & LISTED CODES	TONS OF WASTE GENERATED
HAS IGNITABLE CODE	13,002			IGN. W/ AT LEAST 1 LSTD	9,311,127
HAS CORROSIVE CODE	49,344			CORR. W/ AT LEAST 1 LSTD	9,175,799
HAS REACTIVE CODE	53,051			REACT. W/ AT LEAST 1 LSTD	9,088,154
HAS D004-D017 CODE	98,070			D004-17 W/ AT LEAST 1 LSTD	9,131,021
HAS D018-D043 CODE	11,933			D018-43 W/ AT LEAST 1 LSTD	9,231,920
		HAS AN F CODE	868	F WASTE W/ AT LEAST 1 CHAR	9,422,298
		HAS A K CODE	280	K WASTE W/ AT LEAST 1 CHAR	9,092,179
		HAS A P CODE	301	P WASTE W/ AT LEAST 1 CHAR	218
		HAS A U CODE	863	U WASTE W/ AT LEAST 1 CHAR	2,580
TOTAL	108,210	TOTAL	1,156	TOTAL	9,431,965

NOTE: COLUMNS DO NOT SUM TO TOTAL BECAUSE A WASTE CODE MAY APPLY TO MORE THAN ONE WASTE.
MIXTURES WITH IGNITABLE, CORROSIVE, REACTIVE, D004-17, AND D018-43 CHARACTERISTIC CODES ALSO MAY CONTAIN OTHER CHARACTERISTIC WASTE CODES.
SIMILARLY, WASTES WITH F,K,P, AND U LISTED CODES MAY HAVE OTHER LISTED WASTE CODES.

MICHIGAN

1993 WASTE MANAGEMENT

6 NUMBER OF RCRA TSD FACILITIES: 136

7 QUANITY OF RCRA HAZARDOUS WASTE MANAGED: 20,686,504 TONS

8 FIFTY LARGEST RCRA HAZARDOUS WASTE MANAGEMENT FACILITIES, 1993

RANK	EPAID	SITE NAME	CITY	TONS OF WASTE MANAGED
1	MID000724724	DOW CHEMICAL COMPANY, MIDLAND PLANT SITE	MIDLAND	18,180,278
2	MID005358130	TOTAL PETROLEUM, INC., ALMA REFINERY	ALMA	884,921
3	MID000809632	DOW CORNING CORP. MIDLAND PLANT	MIDLAND	391,843
4	MID006013643	PARKE-DAVIS, DIVISION OF WARNER-LAMBERT	HOLLAND	337,033
5	MID005356860	GMC, INLAND FISHER GUIDE	FLINT	216,055
6	MID000724831	ENVOTECH MANAGEMENT SERVICES, INC	BELLEVILLE	128,750
7	MID980615298	PETRO-CHEM PROCESSING GRP. OF NORTRU INC	DETROIT	83,701
8	MID048090633	WAYNE DISPOSAL INCORPORATED	BELLEVILLE	82,062
9	MID005356621	GMC, DELCO CHASSIS DIVISION	LIVONIA	79,965
10	MID060975844	MICHIGAN RECOVERY SYSTEMS INCORPORATED	ROMULUS	62,596
11	MID005344544	J.D. PLATING COMPANY INCORPORATED	MADISON HEIGHTS	49,625
12	MID005379607	LAFARGE CORPORATION	ALPENA	41,152
13	MID981200835	SYSTECH ENVIRONMENTAL CORP -LAFARGE CORP	ALPENA	40,864
14	MID074259565	DYNECOL INCORPORATED	DETROIT	29,434
15	MID980684088	SOLVENT DISTILLERS GROUP OF NORTRU INC.	DETROIT	19,654
16	MID096963194	CHEM-MET SERVICES INCORPORATED	WYANDOTTE	19,161
17	MID057002602	ENVIRONMENTAL WASTE CONTROL INCORPORATED	INKSTER	13,409
18	MID000820381	UPJOHN COMPANY, THE	KALAMAZOO	8,856
19	MID985566629	PAINT SERVICES GROUP OF NORTRU INC.	DETROIT	4,103
20	MID980991566	CITY ENVIRONMENTAL INC - CEI-FREDERICK	DETROIT	3,579
21	MID098644685	CONSUMERS POWER CO, PALISADES NUCLEAR PL	COVERT	3,332
22	MID091605972	DETREX CORPORATION	DETROIT	1,853
23	MID092947928	DRUG & LABORATORY DISPOSAL INCORPORATED	PLAINWELL	1,177
24	MID005511852	K.C. JONES PLATING COMPANY	HAZEL PARK	916
25	MID270012669	GRAND RAPIDS DIE CASTING CORPORATION	GRAND RAPIDS	831
26	MID054683479	CITY DISPOSAL SYSTEMS	DETROIT	691
27	MID005503263	MODERN HARD CHROME	WARREN	303
28	MID070299268	MNP MANUFACTURING CORPORATION	UTICA	213
29	MID005344973	DIAMOND CHROME PLATING INCORPORATED	HOWELL	40
30	MID980617435	DOW CHEMICAL, SALZBURG LANDFILL	MIDLAND	27
31	MID004950549	METALWORKS INCORPORATED	LUDINGTON	26
32	MID088754668	EDWARDS OIL SERVICE INCORPORATED	DETROIT	23
33	MID005378161	MICHIGAN CHROME & CHEMICAL COMPANY	DETROIT	17
34	MID005477799	QUALITY SPRING/TOGO INCORPORATED	COLDWATER	13
35	MID178080156	KELSEY-HAYES FENTON	FENTON	3
36	MI0571924760	U.S. AIR FORCE K.I. SAWYER AFB	K.I. SAWYER AFB	2
37	MID000722686	SAFETY-KLEEN CORPORATION, 4-055-01	PONTIAC	0
TOTAL				20,686,504

NOTE: STATE MAY HAVE FEWER THAN FIFTY FACILITIES THAT MANAGED WASTES.
WASTE ONLY MANAGED BY STORAGE IS NOT INCLUDED.

MICHIGAN

1993 WASTE MANAGEMENT, CONTINUED

9 QUANTITY OF RCRA HAZARDOUS WASTE MANAGED BY MANAGEMENT METHOD, 1993

MANAGEMENT METHOD	SYSTEM TYPE CODE	QUANTITY MANAGED (TONS)	PERCENTAGE OF QUANTITY	NUMBER OF FACILITIES	PERCENTAGE OF FACILITIES
METALS RECOVERY (FOR REUSE)	M011-M019	0	0	1	3
SOLVENTS RECOVERY	M021-M029	59,435	0	7	19
OTHER RECOVERY	M031-M039	6,757	0	3	8
INCINERATION	M041-M049	19,586	0	4	11
ENERGY RECOVERY (REUSE AS FUEL)	M051-M059	43,593	0	3	8
FUEL BLENDING	M061-----	157,358	1	5	14
AQUEOUS INORGANIC TREATMENT	M071-M079	76,427	0	9	24
AQUEOUS ORGANIC TREATMENT	M081-M089	886,745	4	3	8
AQUEOUS ORGANIC AND INORGANIC TREATMENT	M091-M099	18,160,140	88	2	5
SLUDGE TREATMENT	M101-M109	3,913	0	3	8
STABILIZATION	M111-M119	255,782	1	3	8
OTHER TREATMENT	M121-M129	816,898	4	12	32
LANDFILL	M132-DISP	189,959	1	4	11
DEEPWELL / UNDERGROUND INJECTION	M134-DISP	9,596	0	2	5
OTHER DISPOSAL SPECIFIED IN COMMENTS	M137-DISP	314	0	1	3
TOTAL		20,686,504	100	37	

10 MANAGEMENT METHOD, BY QUANTITY OF RCRA HAZARDOUS WASTE MANAGED, 1993

MANAGEMENT METHOD	SYSTEM TYPE CODE	QUANTITY MANAGED (TONS)	PERCENTAGE OF QUANTITY	NUMBER OF FACILITIES	PERCENTAGE OF FACILITIES
AQUEOUS ORGANIC AND INORGANIC TREATMENT	M091-M099	18,160,140	88	2	5
AQUEOUS ORGANIC TREATMENT	M081-M089	886,745	4	3	8
OTHER TREATMENT	M121-M129	816,898	4	12	32
STABILIZATION	M111-M119	255,782	1	3	8
LANDFILL	M132-DISP	189,959	1	4	11
FUEL BLENDING	M061-----	157,358	1	5	14
AQUEOUS INORGANIC TREATMENT	M071-M079	76,427	0	9	24
SOLVENTS RECOVERY	M021-M029	59,435	0	7	19
ENERGY RECOVERY (REUSE AS FUEL)	M051-M059	43,593	0	3	8
INCINERATION	M041-M049	19,586	0	4	11
DEEPWELL / UNDERGROUND INJECTION	M134-DISP	9,596	0	2	5
OTHER RECOVERY	M031-M039	6,757	0	3	8
SLUDGE TREATMENT	M101-M109	3,913	0	3	8
OTHER DISPOSAL SPECIFIED IN COMMENTS	M137-DISP	314	0	1	3
METALS RECOVERY (FOR REUSE)	M011-M019	0	0	1	3
TOTAL		20,686,504	100	37	

NOTE: FACILITIES WITH ONLY STORAGE UNITS ARE EXCLUDED.
COLUMNS MAY NOT SUM DUE TO ROUNDING.
COLUMNS MAY NOT SUM TO TOTAL BECAUSE FACILITIES MAY HAVE MULTIPLE HANDLING METHODS.

MICHIGAN

1993 WASTE MANAGEMENT, CONTINUED

11 MANAGEMENT METHOD AND QUANTITY OF RCRA HAZARDOUS WASTE MANAGED BY NUMBER OF FACILITIES, 1993

MANAGEMENT METHOD	SYSTEM TYPE CODE	QUANTITY MANAGED (TONS)	PERCENTAGE OF QUANTITY	NUMBER OF FACILITIES	PERCENTAGE OF FACILITIES
OTHER TREATMENT	M121-M129	816,898	4	12	32
AQUEOUS INORGANIC TREATMENT	M071-M079	76,427	0	9	24
SOLVENTS RECOVERY	M021-M029	59,435	0	7	19
FUEL BLENDING	M061-----	157,358	1	5	14
INCINERATION	M041-M049	19,586	0	4	11
LANDFILL	M132-DISP	189,959	1	4	11
OTHER RECOVERY	M031-M039	6,757	0	3	8
ENERGY RECOVERY (REUSE AS FUEL)	M051-M059	43,593	0	3	8
AQUEOUS ORGANIC TREATMENT	M081-M089	886,745	4	3	8
SLUDGE TREATMENT	M101-M109	3,913	0	3	8
STABILIZATION	M111-M119	255,782	1	3	8
AQUEOUS ORGANIC AND INORGANIC TREATMENT	M091-M099	18,160,140	88	2	5
DEEPWELL / UNDERGROUND INJECTION	M134-DISP	9,596	0	2	5
METALS RECOVERY (FOR REUSE)	M011-M019	0	0	1	3
OTHER DISPOSAL SPECIFIED IN COMMENTS	M137-DISP	314	0	1	3
TOTAL		20,686,504	100	37	

NOTE: FACILITIES WITH ONLY STORAGE UNITS ARE EXCLUDED.
COLUMNS MAY NOT SUM DUE TO ROUNDING.
COLUMNS MAY NOT SUM TO TOTAL BECAUSE FACILITIES MAY HAVE MULTIPLE HANDLING METHODS.

12 QUANTITY AND PERCENTAGE OF RCRA HAZARDOUS WASTEWATER AND NON-WASTEWATER MANAGED IN 1993

MANAGEMENT TYPE	TONS	PERCENTAGE
WASTEWATER	19,958,895	96.5
NON-WASTEWATER	727,609	3.5
TOTAL	20,686,504	100.0

MICHIGAN

1993 WASTE SHIPMENTS

13 NUMBER OF RCRA HAZARDOUS WASTE SHIPPERS: 795

14 QUANITIY OF RCRA HAZARDOUS WASTE SHIPPED: 4,178,244 TONS

15 FIFTY LARGEST RCRA HAZARDOUS WASTE SHIPPERS, 1993

RANK	EPA ID	SITE NAME	CITY	QUANTITY SHIPPED (TONS)
1	MID005339460	CADON PLATING COMPANY	WYANDOTTE	1,360,000
2	MID052033479	MOLD-TECH MI	WARREN	904,141
3	MID005356795	GM - WILLOW RUN ASSEMBLY	YPSILANTI	887,882
4	MID981197254	AMERICAN BUMPER & MANUFACTURING COMPANY	IONIA	365,572
5	MID980568836	GMC, NAPT-PONTIAC WEST ASSEMBLY	PONTIAC	157,208
6	MID980615298	PETRO-CHEM PROCESSING GRP. OF NORTRU INC	DETROIT	67,626
7	MID000724831	ENVOTECH MANAGEMENT SERVICES, INC	BELLEVILLE	40,473
8	MID017422304	MCLOUTH STEEL, TRENTON PLANT	TRENTON	32,431
9	MID000820381	UPJOHN COMPANY, THE	KALAMAZOO	27,499
10	MID980617435	DOW CHEMICAL, SALZBURG LANDFILL	MIDLAND	21,412
11	MID080359433	LACKS, SARANAC	SARANAC	19,747
12	MID981092190	DOUBLE EAGLE STEEL COATING COMPANY	DEARBORN	13,642
13	MID060975844	MICHIGAN RECOVERY SYSTEMS INCORPORATED	ROMULUS	12,178
14	MID005358825	E.I. DUPONT, MOUNT CLEMENS	MOUNT CLEMENS	10,933
15	MID000809632	DOW CORNING CORP. MIDLAND PLANT	MIDLAND	10,278
16	MID087054078	NORTH STAR STEEL COMPANY	MONROE	9,210
17	MID985653997	MICHIGAN AVENUE DUMP SITE/3M COMPANY	CANTON	7,883
18	MID006030373	LOMAC INCORPORATED	MUSKEGON	7,578
19	MID005338801	GAGE PRODUCTS COMPANY	FERNDALE	7,241
20	MID985566629	PAINT SERVICES GROUP OF NORTRU INC.	DETROIT	6,845
21	MID074259565	DYNECOL INCORPORATED	DETROIT	6,616
22	MID007138746	BASF CORPORATION, BOURKE AVENUE PLANT	DETROIT	5,758
23	MID001698182	SUNOCO TERMINAL #0019-9208	DETROIT	5,629
24	MID097239669	HEIDTMAN STEEL PRODUCTS INCORPORATED	ERIE	5,508
25	MID980684088	SOLVENT DISTILLERS GROUP OF NORTRU INC.	DETROIT	5,165
26	MID006409387	PLASTIC PLATE I	GRAND RAPIDS	4,545
27	MID005512066	E.I. DUPONT, FLINT PLANT	FLINT	4,490
28	MID006013643	PARKE-DAVIS, DIVISION OF WARNER-LAMBERT	HOLLAND	4,180
29	MID098011992	CYANOKEM INCORPORATED	DETROIT	3,943
30	MID985621804	PVS TECHNOLOGIES INCORPORATED	DETROIT	3,805
31	MID001868538	BASF CORPORATION, MILFORD AVENUE PLANT	DETROIT	3,744
32	MID085031599	MASCOTECH BRAUN COMPANY	DETROIT	3,531
33	MID005379714	FORD MOTOR COMPANY, WIXOM ASSEMBLY PLANT	WIXOM	3,255
34	MID091605972	DETREX CORPORATION	DETROIT	3,124
35	MID005356878	GMC, SAGINAW DIVISION	SAGINAW	2,995
36	MID068806520	NATIONAL METAL PROCESSING INCORPORATED	DETROIT	2,876
37	MID068814482	QUANEX CORPORATION, MACSTEEL DIVISION	JACKSON	2,839
38	MID076380658	FORD MOTOR COMPANY, R&E CENTER FSB148	DEARBORN	2,726
39	MID981000607	SAFETY-KLEEN CORPORATION, 4-059-01	SAGINAW	2,713
40	MID108419631	NATIONAL GALVANIZING L.P.	MONROE	2,711
41	MID057002602	ENVIRONMENTAL WASTE CONTROL INCORPORATED	INKSTER	2,594
42	MID080361454	WYCKOFF CHEMICAL COMPANY	SOUTH HAVEN	2,469
43	MID006016547	STEELCASE INC, GRAND RAPIDS SITE	GRAND RAPIDS	2,327
44	MID005356951	GMC, FLINT VAN SLYKE COMPLEX	FLINT	2,210
45	MID005358130	TOTAL PETROLEUM, INC., ALMA REFINERY	ALMA	2,203
46	MID005363114	ELF ATOCHEM NORTH AMERICA, RIVERVIEW PLT	RIVERVIEW	2,193
47	MID980568570	GMC, AC ROCHESTER DIVISION	FLINT	1,793
48	MID005379854	FORD MOTOR COMPANY, UTICA PLANT	UTICA	1,761
49	MID000809756	FORD MOTOR COMPANY, TRANS & ROGUE SERV.	DEARBORN	1,712
50	MID002931228	ANDERSON DEVELOPMENT COMPANY	ADRIAN	1,634
TOTAL				4,070,831

NOTES: COLUMNS MAY NOT SUM DUE TO ROUNDING.
STATE MAY HAVE FEWER THAN FIFTY SHIPPERS.

MICHIGAN

1993 WASTE RECEIPTS

16 NUMBER OF RCRA HAZARDOUS WASTE RECEIVERS: 27

17 QUANITIY OF RCRA HAZARDOUS WASTE RECEIVED: 583,248 TONS

18 FIFTY LARGEST RCRA HAZARDOUS WASTE RECEIVERS, 1993

RANK	EPA ID	SITE NAME	CITY	QUANTITY RECEIVED (TONS)
1	MID000724831	ENVOTECH MANAGEMENT SERVICES, INC	BELLEVILLE	128,750
2	MID980615298	PETRO-CHEM PROCESSING GRP. OF NORTRU INC	DETROIT	83,701
3	MID048090633	WAYNE DISPOSAL INCORPORATED	BELLEVILLE	82,062
4	MID060975844	MICHIGAN RECOVERY SYSTEMS INCORPORATED	ROMULUS	63,227
5	MID980684088	SOLVENT DISTILLERS GROUP OF NORTRU INC.	DETROIT	54,599
6	MID005379607	LAFARGE CORPORATION	ALPENA	41,152
7	MID981200835	SYSTECH ENVIRONMENTAL CORP -LAFARGE CORP	ALPENA	40,864
8	MID074259565	DYNECOL INCORPORATED	DETROIT	33,700
9	MID096963194	CHEM-MET SERVICES INCORPORATED	WYANDOTTE	19,961
10	MID057002602	ENVIRONMENTAL WASTE CONTROL INCORPORATED	INKSTER	13,409
11	MID000724724	DOW CHEMICAL COMPANY, MIDLAND PLANT SITE	MIDLAND	4,136
12	MID985566629	PAINT SERVICES GROUP OF NORTRU INC.	DETROIT	4,103
13	MID980991566	CITY ENVIRONMENTAL INC - CEI-FREDERICK	DETROIT	3,579
14	MID981000607	SAFETY-KLEEN CORPORATION, 4-059-01	SAGINAW	2,620
15	MID091605972	DETREX CORPORATION	DETROIT	1,853
16	MID981000359	SAFETY-KLEEN CORPORATION, 4-010-01	MASON	1,560
17	MID000722686	SAFETY-KLEEN CORPORATION, 4-055-01	PONTIAC	1,194
18	MID981000615	SAFETY-KLEEN CORPORATION, 5-061-01	GRAND RAPIDS	970
19	MID054683479	CITY DISPOSAL SYSTEMS	DETROIT	691
20	MID092947928	DRUG & LABORATORY DISPOSAL INCORPORATED	PLAINWELL	459
21	MID005503263	MODERN HARD CHROME	WARREN	303
22	MID000722694	SAFETY-KLEEN CORPORATION, 4-055-03	ROMULUS	130
23	MID000820381	UPJOHN COMPANY, THE	KALAMAZOO	110
24	MID053343976	MICHIGAN STATE UNIVERSITY, WASTE STORAGE	EAST LANSING	65
25	MID980617435	DOW CHEMICAL, SALZBURG LANDFILL	MIDLAND	27
26	MID088754668	EDWARDS OIL SERVICE INCORPORATED	DETROIT	23
27	MID000809632	DOW CORNING CORP. MIDLAND PLANT	MIDLAND	1
TOTAL				583,248

NOTES: COLUMNS MAY NOT SUM DUE TO ROUNDING.
STATE MAY HAVE FEWER THAN FIFTY FACILITIES THAT RECEIVED WASTE.

MICHIGAN

1993 WASTE RECEIPTS, CONTINUED

19 QUANTITY OF RCRA HAZARDOUS WASTE MANAGED, BY MANGEMENT METHOD, LIMITED TO WASTE RECEIVED FROM OFFSITE, 1993

MANAGEMENT METHOD	SYSTEM TYPE CODE	QUANTITY MANAGED (TONS)	PERCENTAGE OF QUANTITY	NUMBER OF FACILITIES	PERCENTAGE OF FACILITIES
METALS RECOVERY (FOR REUSE)	M011-M019	0	0	1	5
SOLVENTS RECOVERY	M021-M029	59,392	11	3	14
OTHER RECOVERY	M031-M039	4,769	1	1	5
INCINERATION	M041-M049	4,150	1	3	14
ENERGY RECOVERY (REUSE AS FUEL)	M051-M059	41,152	8	1	5
FUEL BLENDING	M061-----	157,358	29	5	23
AQUEOUS INORGANIC TREATMENT	M071-M079	25,745	5	4	18
AQUEOUS ORGANIC TREATMENT	M081-M089	4,820	1	2	9
AQUEOUS ORGANIC AND INORGANIC TREATMENT	M091-M099	79	0	1	5
SLUDGE TREATMENT	M101-M109	1,751	0	2	9
STABILIZATION	M111-M119	147,911	28	2	9
OTHER TREATMENT	M121-M129	6,707	1	5	23
LANDFILL	M132-DISP	82,089	15	3	14
TOTAL		535,924	100	22	

20 MANAGEMENT METHOD, BY QUANTITY OF RCRA HAZARDOUS WASTE MANAGED, LIMITED TO WASTE RECEIVED FROM OFFSITE, 1993

MANAGEMENT METHOD	SYSTEM TYPE CODE	QUANTITY MANAGED (TONS)	PERCENTAGE OF QUANTITY	NUMBER OF FACILITIES	PERCENTAGE OF FACILITIES
FUEL BLENDING	M061-----	157,358	29	5	23
STABILIZATION	M111-M119	147,911	28	2	9
LANDFILL	M132-DISP	82,089	15	3	14
SOLVENTS RECOVERY	M021-M029	59,392	11	3	14
ENERGY RECOVERY (REUSE AS FUEL)	M051-M059	41,152	8	1	5
AQUEOUS INORGANIC TREATMENT	M071-M079	25,745	5	4	18
OTHER TREATMENT	M121-M129	6,707	1	5	23
AQUEOUS ORGANIC TREATMENT	M081-M089	4,820	1	2	9
OTHER RECOVERY	M031-M039	4,769	1	1	5
INCINERATION	M041-M049	4,150	1	3	14
SLUDGE TREATMENT	M101-M109	1,751	0	2	9
AQUEOUS ORGANIC AND INORGANIC TREATMENT	M091-M099	79	0	1	5
METALS RECOVERY (FOR REUSE)	M011-M019	0	0	1	5
TOTAL		535,924	100	22	

NOTE: FACILITIES WITH ONLY STORAGE UNITS ARE EXCLUDED.
COLUMNS MAY NOT SUM DUE TO ROUNDING.
COLUMNS MAY NOT SUM TO TOTAL BECAUSE FACILITIES MAY HAVE MULTIPLE HANDLING METHODS.

MICHIGAN

1993 WASTE RECEIPTS, CONTINUED

21 MANAGEMENT METHOD AND QUANTITY OF RCRA HAZARDOUS WASTE MANAGED, BY NUMBER OF FACILITIES, LIMITED TO WASTE RECEIVED FROM OFF SITE, 1993

MANAGEMENT METHOD	SYSTEM TYPE CODE	QUANTITY MANAGED (TONS)	PERCENTAGE OF QUANTITY	NUMBER OF FACILITIES	PERCENTAGE OF FACILITIES
FUEL BLENDING	M061-----	157,358	29	5	23
OTHER TREATMENT	M121-M129	6,707	1	5	23
AQUEOUS INORGANIC TREATMENT	M071-M079	25,745	5	4	18
SOLVENTS RECOVERY	M021-M029	59,392	11	3	14
INCINERATION	M041-M049	4,150	1	3	14
LANDFILL	M132-DISP	82,089	15	3	14
AQUEOUS ORGANIC TREATMENT	M081-M089	4,820	1	2	9
SLUDGE TREATMENT	M101-M109	1,751	0	2	9
STABILIZATION	M111-M119	147,911	28	2	9
METALS RECOVERY (FOR REUSE)	M011-M019	0	0	1	5
OTHER RECOVERY	M031-M039	4,769	1	1	5
ENERGY RECOVERY (REUSE AS FUEL)	M051-M059	41,152	8	1	5
AQUEOUS ORGANIC AND INORGANIC TREATMENT	M091-M099	79	0	1	5
TOTAL		535,924	100	22	

NOTE: FACILITIES WITH ONLY STORAGE UNITS ARE EXCLUDED.
COLUMNS MAY NOT SUM DUE TO ROUNDING.
COLUMNS MAY NOT SUM TO TOTAL BECAUSE FACILITIES MAY HAVE MULTIPLE HANDLING METHODS.

MICHIGAN

1993 IMPORTS AND EXPORTS

22	QUANTITY OF RCRA HAZARDOUS WASTE IMPORTED:	266,919	TONS
23	QUANTITY OF RCRA HAZARDOUS WASTE EXPORTED:	1,483,705	TONS

MINNESOTA

1993 WASTE GENERATION

1 NUMBER OF RCRA LARGE QUANTITY GENERATORS (LQGS): 300

2 QUANITY OF RCRA HAZARDOUS WASTE GENERATED: 5,993,221 TONS

3 FIFTY LARGEST RCRA HAZARDOUS WASTE GENERATORS IN THE STATE, 1993

RANK	EPA ID	SITE NAME	CITY	TOTAL GENERATED (TONS)
1	MND006162820	ASHLAND PETROLEUM CO	ST. PAUL PARK	3,423,107
2	MND006172969	3M COTTAGE GROVE (CHEMOLITE)	COTTAGE GROVE	2,498,891
3	MND006251839	WOLKERSTORFER CO., INC.	NEW BRIGHTON	10,163
4	MN7213820908	TWIN CITIES ARMY AMMUNITION PLANT	ARDEN HILLS	3,763
5	MND000686196	BURLINGTON NORTHERN RR - FMR. TIE PLANT	BAXTER	3,548
6	MND006148092	GOPHER SMELTING & REFINING COMPANY	EAGAN	3,385
7	MND041775008	NORTH STAR STEEL MINNESOTA	ST. PAUL	3,258
8	MND006172902	3M COMPANY - HUTCHINSON (TAPE MFG DIV)	HUTCHINSON	3,087
9	MND006147268	SHELDAHL, INC.-EAST FACILITY	NORTHFIELD	2,512
10	MND000686071	KOCH REFINING COMPANY	ROSEMOUNT	2,113
11	MNT280010257	NICO PRODUCTS INC	MINNEAPOLIS	2,095
12	MND001037639	ADVANCE CIRCUITS - ROSEVILLE	ROSEVILLE	1,977
13	MND981098478	U.S. FILTER RECOVERY SERVICES, INC.	ROSEVILLE	1,806
14	MND980700900	BUREAU OF ENGRAVING, INC - INDUSTRIAL DV	MINNEAPOLIS	1,588
15	MND022888143	DETERMAN WELDING & TANK SERVICE INC	FRIDLEY	1,369
16	MND980681589	AVTEC FINISHING SYSTEMS INC	NEW HOPE	1,303
17	MND042651687	ADVANCE CIRCUITS	MINNETONKA	1,286
18	MND006173082	3M COMPANY - 3M CENTER	ST. PAUL	1,247
19	MND000824029	3M COMPANY - MAIN PLANT	ST. PAUL	1,110
20	MND006478523	DOUGLAS CORPORATION	ST. LOUIS PARK	1,100
21	MND006207773	FORD MOTOR COMPANY - TWIN CITIES	SAINT PAUL	965
22	MND053422762	UNIVERSAL CIRCUITS INC	PLYMOUTH	942
23	MND006160014	PLATING INC.	ST. PAUL	876
24	MND006456768	HUTCHINSON TECHNOLOGY INCORPORATED	HUTCHINSON	782
25	MND006156590	FEDERAL-HOFFMAN, INC.	ANOKA	738
26	MND006172621	CO-OPERATIVE PLATING CO.	ST. PAUL	738
27	MND006161756	IBM CORPORATION - ROCHESTER	ROCHESTER	655
28	MNT280010133	NORTH STAR PLATING	BRAINERD	645
29	MND066539743	HOLADAY CIRCUITS, INC.	MINNETONKA	610
30	MND049526734	ELF ATOCHEM NORTH AMERICA INC	BLOOMING PRAIRIE	603
31	MND050730175	HARD CHROME INC	MINNEAPOLIS	593
32	MND053429353	W.S.A. DBA VIRACON	OWATONNA	509
33	MND006253801	SUPERIOR PLATING INC	MINNEAPOLIS	437
34	MND990860470	BUCKBEE-MEARS ST. PAUL	ST. PAUL	429
35	MND058330473	ADVANCED FLEX, INC. - PLANT 1	MINNETONKA	429
36	MND000686121	KOCH SULFURIC ACID UNIT	ROSEMOUNT	423
37	MND006219232	MICOM CORP	NEW BRIGHTON	412
38	MNT280010034	CIRCUIT SCIENCE, INC.	PLYMOUTH	362
39	MND985719475	NEW BRIGHTON PERMANENT GAC	NEW BRIGHTON	299
40	MND980680540	ADVANCE CIRCUITS INC	HOPKINS	291
41	MND000808923	CONSOLIDATED CONTAINER CORP	MINNEAPOLIS	282
42	MND000823922	UNISYS CORPORATION	ST. PAUL	280
43	MND006167332	ANDERSEN CORPORATION	BAYPORT	277
44	MND006963508	NORTHWEST AIRLINES INC - MAIN BASE	ST. PAUL	268
45	MND982627226	ASSET RECOVERY CORPORATION	ST. PAUL	267
46	MND000293076	SEAGATE TECHNOLOGY	BLOOMINGTON	251
47	MND981782931	NORTH STAR PLATING	BRAINERD	219
48	MND079727061	AMERICAN NATIONAL CAN CO. - 26TH AVE SE	MINNEAPOLIS	209
49	MND000819268	ALLIANT TECHSYSTEMS, INC T.C. AMMUN.	NEW BRIGHTON	206
50	MND006478093	MINCO PRODUCTS, INC.	FRIDLEY	203
TOTAL				5,982,909

NOTE: STATE MAY HAVE FEWER THAN FIFTY GENERATORS.

MINNESOTA

1993 WASTE GENERATION, CONTINUED

4 QUANTITIES OF WASTE GENERATED IN 1993 THAT WERE

- REPORTED WITH ONLY CHARACTERISTIC WASTE CODES
- REPORTED WITH ONLY LISTED WASTE CODES
- REPORTED WITH BOTH CHARACTERISTIC AND LISTED WASTE CODES

WASTE HAS ONLY CHARACTERISTIC CODES	TONS OF WASTE GENERATED	WASTE HAS ONLY LISTED CODES	TONS OF WASTE GENERATED	WASTE HAS BOTH CHARACTERISTIC AND LISTED CODES	TONS OF WASTE GENERATED
ONLY IGNITABLE	2,169	ONLY AN F CODE	2,498,910		
ONLY CORROSIVE	9,612	ONLY A K CODE	7,312		
ONLY REACTIVE	45	ONLY A P CODE	42		
ONLY D004-17	10,588	ONLY A U CODE	95		
ONLY D018-43	3,424,078				
HAS MORE THAN ONE CHARACTERISTIC CODE	21,278	HAS MORE THAN ONE LISTED CODE	110		
TOTAL	3,467,771	TOTAL	2,506,469	TOTAL CHAR. AND LISTED	17,880

5 QUANTITIES OF WASTE GENERATED IN 1993 THAT WERE MULTIPLY CODED

WASTE HAS ONLY CHARACTERISTIC CODES BUT MORE THAN ONE APPLIES	TONS OF WASTE GENERATED	ONLY LISTED CODES BUT HAS MORE THAN ONE	TONS OF WASTE GENERATED	BOTH CHAR. & LISTED CODES	TONS OF WASTE GENERATED
HAS IGNITABLE CODE	3,204			IGN. W/ AT LEAST 1 LSTD	7,774
HAS CORROSIVE CODE	18,124			CORR. W/ AT LEAST 1 LSTD	3,161
HAS REACTIVE CODE	585			REACT. W/ AT LEAST 1 LSTD	899
HAS D004-D017 CODE	19,915			D004-17 W/ AT LEAST 1 LSTD	8,398
HAS D018-D043 CODE	2,418			D018-43 W/ AT LEAST 1 LSTD	7,798
		HAS AN F CODE	110	F WASTE W/ AT LEAST 1 CHAR	17,853
		HAS A K CODE	7	K WASTE W/ AT LEAST 1 CHAR	0
		HAS A P CODE	0	P WASTE W/ AT LEAST 1 CHAR	13
		HAS A U CODE	103	U WASTE W/ AT LEAST 1 CHAR	213
TOTAL	21,278	TOTAL	110	TOTAL	17,880

NOTE: COLUMNS DO NOT SUM TO TOTAL BECAUSE A WASTE CODE MAY APPLY TO MORE THAN ONE WASTE.
MIXTURES WITH IGNITABLE, CORROSIVE, REACTIVE, D004-17, AND D018-43 CHARACTERISTIC CODES ALSO MAY CONTAIN OTHER CHARACTERISTIC WASTE CODES.
SIMILARLY, WASTES WITH F,K,P, AND U LISTED CODES MAY HAVE OTHER LISTED WASTE CODES.

MINNESOTA

1993 WASTE MANAGEMENT

6 NUMBER OF RCRA TSD FACILITIES: 50

7 QUANITY OF RCRA HAZARDOUS WASTE MANAGED: 6,015,307 TONS

8 FIFTY LARGEST RCRA HAZARDOUS WASTE MANAGEMENT FACILITIES, 1993

RANK	EPAID	SITE NAME	CITY	TONS OF WASTE MANAGED
1	MND006162820	ASHLAND PETROLEUM CO	ST. PAUL PARK	3,423,023
2	MND006172969	3M COTTAGE GROVE (CHEMOLITE)	COTTAGE GROVE	2,510,370
3	MND006148092	GOPHER SMELTING & REFINING COMPANY	EAGAN	61,357
4	MND981098478	U.S. FILTER RECOVERY SERVICES, INC.	ROSEVILLE	12,559
5	MN7213820908	TWIN CITIES ARMY AMMUNITION PLANT	ARDEN HILLS	3,634
6	MND000686196	BURLINGTON NORTHERN RR - FMR. TIE PLANT	BAXTER	3,548
7	MND066539743	HOLADAY CIRCUITS, INC.	MINNETONKA	316
8	MND054497854	MINNESOTA VALLEY ENGINEERING	NEW PRAGUE	167
9	MND000819268	ALLIANT TECHSYSTEMS, INC T.C. AMMUN.	NEW BRIGHTON	102
10	MND000819318	HONEYWELL - MILITARY AVIONICS - STINSON	MINNEAPOLIS	96
11	MND081138604	ALLIANT TECHSYSTEMS PROVING GROUND	ELK RIVER	60
12	MND083467688	MAYO FOUNDATION	ROCHESTER	43
13	MND000293365	MEDTRONIC, INC.	FRIDLEY	11
14	MND006156590	FEDERAL-HOFFMAN, INC.	ANOKA	9
15	MND000819284	HONEYWELL, INC. - GOLDEN VALLEY	GOLDEN VALLEY	4
16	MND985714195	LAKE REGION MANUFACTURING CO., INC.	CHASKA	3
17	MND042296665	LAKE REGION MANUFACTURING	CHASKA	2
18	MND985666072	LAKE REGION MANUFACTURING	CHASKA	1
TOTAL				6,015,307

NOTE: STATE MAY HAVE FEWER THAN FIFTY FACILITIES THAT MANAGED WASTES.
WASTE ONLY MANAGED BY STORAGE IS NOT INCLUDED.

MINNESOTA

1993 WASTE MANAGEMENT, CONTINUED

9 QUANTITY OF RCRA HAZARDOUS WASTE MANAGED BY MANAGEMENT METHOD, 1993

MANAGEMENT METHOD	SYSTEM TYPE CODE	QUANTITY MANAGED (TONS)	PERCENTAGE OF QUANTITY	NUMBER OF FACILITIES	PERCENTAGE OF FACILITIES
METALS RECOVERY (FOR REUSE)	M011-M019	64,983	1	2	11
SOLVENTS RECOVERY	M021-M029	219	0	7	39
INCINERATION	M041-M049	20,286	0	1	6
ENERGY RECOVERY (REUSE AS FUEL)	M051-M059	43	0	1	6
AQUEOUS INORGANIC TREATMENT	M071-M079	12,774	0	4	22
AQUEOUS ORGANIC TREATMENT	M081-M089	3,423,023	57	1	6
SLUDGE TREATMENT	M101-M109	200	0	1	6
OTHER TREATMENT	M121-M129	2,490,231	41	5	28
LAND TREATMENT / APPLICATION / FARMING	M131-DISP	3,548	0	1	6
TOTAL		6,015,307	100	18	

10 MANAGEMENT METHOD, BY QUANTITY OF RCRA HAZARDOUS WASTE MANAGED, 1993

MANAGEMENT METHOD	SYSTEM TYPE CODE	QUANTITY MANAGED (TONS)	PERCENTAGE OF QUANTITY	NUMBER OF FACILITIES	PERCENTAGE OF FACILITIES
AQUEOUS ORGANIC TREATMENT	M081-M089	3,423,023	57	1	6
OTHER TREATMENT	M121-M129	2,490,231	41	5	28
METALS RECOVERY (FOR REUSE)	M011-M019	64,983	1	2	11
INCINERATION	M041-M049	20,286	0	1	6
AQUEOUS INORGANIC TREATMENT	M071-M079	12,774	0	4	22
LAND TREATMENT / APPLICATION / FARMING	M131-DISP	3,548	0	1	6
SOLVENTS RECOVERY	M021-M029	219	0	7	39
SLUDGE TREATMENT	M101-M109	200	0	1	6
ENERGY RECOVERY (REUSE AS FUEL)	M051-M059	43	0	1	6
TOTAL		6,015,307	100	18	

NOTE: FACILITIES WITH ONLY STORAGE UNITS ARE EXCLUDED.
COLUMNS MAY NOT SUM DUE TO ROUNDING.
COLUMNS MAY NOT SUM TO TOTAL BECAUSE FACILITIES MAY HAVE MULTIPLE HANDLING METHODS.

MINNESOTA

1993 WASTE MANAGEMENT, CONTINUED

11 MANAGEMENT METHOD AND QUANTITY OF RCRA HAZARDOUS WASTE MANAGED BY NUMBER OF FACILITIES, 1993

MANAGEMENT METHOD	SYSTEM TYPE CODE	QUANTITY MANAGED (TONS)	PERCENTAGE OF QUANTITY	NUMBER OF FACILITIES	PERCENTAGE OF FACILITIES
SOLVENTS RECOVERY	M021-M029	219	0	7	39
OTHER TREATMENT	M121-M129	2,490,231	41	5	28
AQUEOUS INORGANIC TREATMENT	M071-M079	12,774	0	4	22
METALS RECOVERY (FOR REUSE)	M011-M019	64,983	1	2	11
INCINERATION	M041-M049	20,286	0	1	6
ENERGY RECOVERY (REUSE AS FUEL)	M051-M059	43	0	1	6
AQUEOUS ORGANIC TREATMENT	M081-M089	3,423,023	57	1	6
SLUDGE TREATMENT	M101-M109	200	0	1	6
LAND TREATMENT / APPLICATION / FARMING	M131-DISP	3,548	0	1	6
TOTAL		6,015,307	100	18	

NOTE: FACILITIES WITH ONLY STORAGE UNITS ARE EXCLUDED.
COLUMNS MAY NOT SUM DUE TO ROUNDING.
COLUMNS MAY NOT SUM TO TOTAL BECAUSE FACILITIES MAY HAVE MULTIPLE HANDLING METHODS.

12 QUANTITY AND PERCENTAGE OF RCRA HAZARDOUS WASTEWATER AND NON-WASTEWATER MANAGED IN 1993

MANAGEMENT TYPE	TONS	PERCENTAGE
WASTEWATER	5,926,028	98.5
NON-WASTEWATER	89,279	1.5
TOTAL	6,015,307	100.0

MINNESOTA

1993 WASTE SHIPMENTS

13 NUMBER OF RCRA HAZARDOUS WASTE SHIPPERS: 299

14 QUANITIY OF RCRA HAZARDOUS WASTE SHIPPED: 62,838 TONS

15 FIFTY LARGEST RCRA HAZARDOUS WASTE SHIPPERS, 1993

RANK	EPA ID	SITE NAME	CITY	QUANTITY SHIPPED (TONS)
1	MND006172969	3M COTTAGE GROVE (CHEMOLITE)	COTTAGE GROVE	7,600
2	MND041775008	NORTH STAR STEEL MINNESOTA	ST. PAUL	4,311
3	MND006148092	GOPHER SMELTING & REFINING COMPANY	EAGAN	3,385
4	MND006172902	3M COMPANY - HUTCHINSON (TAPE MFG DIV)	HUTCHINSON	2,975
5	MND000686071	KOCH REFINING COMPANY	ROSEMOUNT	2,104
6	MNT280010257	NICO PRODUCTS INC	MINNEAPOLIS	2,095
7	MND001037639	ADVANCE CIRCUITS - ROSEVILLE	ROSEVILLE	1,977
8	MND981098478	U.S. FILTER RECOVERY SERVICES, INC.	ROSEVILLE	1,810
9	MND006147268	SHELDAHL, INC.-EAST FACILITY	NORTHFIELD	1,606
10	MND980700900	BUREAU OF ENGRAVING, INC - INDUSTRIAL DV	MINNEAPOLIS	1,588
11	MND981097884	SAFETY-KLEEN CORP. - EAGAN	EAGAN	1,501
12	MND980681589	AVTEC FINISHING SYSTEMS INC	NEW HOPE	1,321
13	MND042651687	ADVANCE CIRCUITS	MINNETONKA	1,286
14	MND006173082	3M COMPANY - 3M CENTER	ST. PAUL	1,247
15	MND981953045	SAFETY-KLEEN CORP.	BLAINE	1,202
16	MND000824029	3M COMPANY - MAIN PLANT	ST. PAUL	1,110
17	MND006207773	FORD MOTOR COMPANY - TWIN CITIES	SAINT PAUL	965
18	MND053422762	UNIVERSAL CIRCUITS INC	PLYMOUTH	942
19	MND006251839	WOLKERSTORFER CO., INC.	NEW BRIGHTON	910
20	MND006160014	PLATING INC.	ST. PAUL	876
21	MND006456768	HUTCHINSON TECHNOLOGY INCORPORATED	HUTCHINSON	782
22	MND006172621	CO-OPERATIVE PLATING CO.	ST. PAUL	738
23	MND006156590	FEDERAL-HOFFMAN, INC.	ANOKA	724
24	MND006161756	IBM CORPORATION - ROCHESTER	ROCHESTER	678
25	MND049526734	ELF ATOCHEM NORTH AMERICA INC	BLOOMING PRAIRIE	625
26	MND000686170	SAFETY-KLEEN CORPORATION	CLOQUET	595
27	MND050730175	HARD CHROME INC	MINNEAPOLIS	593
28	MND980996805	ENVIRO-CHEM INC	ROGERS	524
29	MND053429353	W.S.A. DBA VIRACON	OWATONNA	509
30	MND022888143	DETERMAN WELDING & TANK SERVICE INC	FRIDLEY	501
31	MND058330473	ADVANCED FLEX, INC. - PLANT 1	MINNETONKA	439
32	MND006253801	SUPERIOR PLATING INC	MINNEAPOLIS	438
33	MND990860470	BUCKBEE-MEARS ST. PAUL	ST. PAUL	436
34	MND006219232	MICOM CORP	NEW BRIGHTON	412
35	MNT280010034	CIRCUIT SCIENCE, INC.	PLYMOUTH	362
36	MND985719475	NEW BRIGHTON PERMANENT GAC	NEW BRIGHTON	299
37	MND066539743	HOLADAY CIRCUITS, INC.	MINNETONKA	294
38	MND980680540	ADVANCE CIRCUITS INC	HOPKINS	291
39	MND000808923	CONSOLIDATED CONTAINER CORP	MINNEAPOLIS	281
40	MND000823922	UNISYS CORPORATION	ST. PAUL	278
41	MND006963508	NORTHWEST AIRLINES INC - MAIN BASE	ST. PAUL	268
42	MND982627226	ASSET RECOVERY CORPORATION	ST. PAUL	267
43	MND000293076	SEAGATE TECHNOLOGY	BLOOMINGTON	251
44	MND980615736	VAN WATERS & ROGERS INC	SAINT PAUL	245
45	MND000686709	ASHLAND CHEMICAL COMPANY	SHAKOPEE	231
46	MND079727061	AMERICAN NATIONAL CAN CO. - 26TH AVE SE	MINNEAPOLIS	209
47	MND006478093	MINCO PRODUCTS, INC.	FRIDLEY	199
48	MND981192800	LANTZ LENSES	ST. CLOUD	196
49	MND059680165	KURT MANUFACTURING - MAIN	MINNEAPOLIS	190
50	MND980795546	ROSEMOUNT RESEARCH CTR-UNIV OF MINN	ROSEMOUNT	190
TOTAL				52,858

NOTES: COLUMNS MAY NOT SUM DUE TO ROUNDING.
STATE MAY HAVE FEWER THAN FIFTY SHIPPERS.

MINNESOTA

1993 WASTE RECEIPTS

16 NUMBER OF RCRA HAZARDOUS WASTE RECEIVERS: 21

17 QUANITIY OF RCRA HAZARDOUS WASTE RECEIVED: 100,693 TONS

18 FIFTY LARGEST RCRA HAZARDOUS WASTE RECEIVERS, 1993

RANK	EPA ID	SITE NAME	CITY	QUANTITY RECEIVED (TONS)
1	MND006148092	GOPHER SMELTING & REFINING COMPANY	EAGAN	61,357
2	MND006172969	3M COTTAGE GROVE (CHEMOLITE)	COTTAGE GROVE	17,233
3	MND981098478	U.S. FILTER RECOVERY SERVICES, INC.	ROSEVILLE	12,992
4	MND981190242	APTUS, INC.	LAKEVILLE	5,293
5	MND981097884	SAFETY-KLEEN CORP. - EAGAN	EAGAN	1,392
6	MND981953045	SAFETY-KLEEN CORP.	BLAINE	1,186
7	MND000686170	SAFETY-KLEEN CORPORATION	CLOQUET	515
8	MND000686709	ASHLAND CHEMICAL COMPANY	SHAKOPEE	237
9	MND980615736	VAN WATERS & ROGERS INC	SAINT PAUL	230
10	MND981190150	UNIV OF MINN-COMO TRANS FACILITY	MPLS	87
11	MND081138604	ALLIANT TECHSYSTEMS PROVING GROUND	ELK RIVER	49
12	MND980795546	ROSEMOUNT RESEARCH CTR-UNIV OF MINN	ROSEMOUNT	46
13	MND000826206	NORTHERN STATES POWER - CSC	MINNEAPOLIS	26
14	MND000773341	MN AIR NATIONAL GUARD - DULUTH	DULUTH	20
15	MND000823922	UNISYS CORPORATION	ST. PAUL	14
16	MND000819284	HONEYWELL, INC. - GOLDEN VALLEY	GOLDEN VALLEY	5
17	MND000293365	MEDTRONIC, INC.	FRIDLEY	4
18	MND006161756	IBM CORPORATION - ROCHESTER	ROCHESTER	4
19	MND000824052	MINNESOTA POWER	DULUTH	3
20	MND001970334	ALLIANT TECHSYSTEMS, INC.	HOPKINS	1
21	MND083467688	MAYO FOUNDATION	ROCHESTER	0
TOTAL				100,693

NOTES: COLUMNS MAY NOT SUM DUE TO ROUNDING.
STATE MAY HAVE FEWER THAN FIFTY FACILITIES THAT RECEIVED WASTE.

MINNESOTA

1993 WASTE RECEIPTS, CONTINUED

19 QUANTITY OF RCRA HAZARDOUS WASTE MANAGED, BY MANGEMENT METHOD, LIMITED TO WASTE RECEIVED FROM OFFSITE, 1993

MANAGEMENT METHOD	SYSTEM TYPE CODE	QUANTITY MANAGED (TONS)	PERCENTAGE OF QUANTITY	NUMBER OF FACILITIES	PERCENTAGE OF FACILITIES
METALS RECOVERY (FOR REUSE)	M011-M019	61,357	67	1	20
SOLVENTS RECOVERY	M021-M029	2	0	1	20
INCINERATION	M041-M049	17,204	19	1	20
AQUEOUS INORGANIC TREATMENT	M071-M079	12,290	13	1	20
SLUDGE TREATMENT	M101-M109	200	0	1	20
OTHER TREATMENT	M121-M129	92	0	2	40
TOTAL		91,145	100	5	

20 MANAGEMENT METHOD, BY QUANTITY OF RCRA HAZARDOUS WASTE MANAGED, LIMITED TO WASTE RECEIVED FROM OFFSITE, 1993

MANAGEMENT METHOD	SYSTEM TYPE CODE	QUANTITY MANAGED (TONS)	PERCENTAGE OF QUANTITY	NUMBER OF FACILITIES	PERCENTAGE OF FACILITIES
METALS RECOVERY (FOR REUSE)	M011-M019	61,357	67	1	20
INCINERATION	M041-M049	17,204	19	1	20
AQUEOUS INORGANIC TREATMENT	M071-M079	12,290	13	1	20
SLUDGE TREATMENT	M101-M109	200	0	1	20
OTHER TREATMENT	M121-M129	92	0	2	40
SOLVENTS RECOVERY	M021-M029	2	0	1	20
TOTAL		91,145	100	5	

NOTE: FACILITIES WITH ONLY STORAGE UNITS ARE EXCLUDED.
COLUMNS MAY NOT SUM DUE TO ROUNDING.
COLUMNS MAY NOT SUM TO TOTAL BECAUSE FACILITIES MAY HAVE MULTIPLE HANDLING METHODS.

MINNESOTA

1993 WASTE RECEIPTS, CONTINUED

21 MANAGEMENT METHOD AND QUANTITY OF RCRA HAZARDOUS WASTE MANAGED, BY NUMBER OF FACILITIES, LIMITED TO WASTE RECEIVED FROM OFF SITE, 1993

MANAGEMENT METHOD	SYSTEM TYPE CODE	QUANTITY MANAGED (TONS)	PERCENTAGE OF QUANTITY	NUMBER OF FACILITIES	PERCENTAGE OF FACILITIES
OTHER TREATMENT	M121-M129	92	0	2	40
METALS RECOVERY (FOR REUSE)	M011-M019	61,357	67	1	20
SOLVENTS RECOVERY	M021-M029	2	0	1	20
INCINERATION	M041-M049	17,204	19	1	20
AQUEOUS INORGANIC TREATMENT	M071-M079	12,290	13	1	20
SLUDGE TREATMENT	M101-M109	200	0	1	20
TOTAL		91,145	100	5	

NOTE: FACILITIES WITH ONLY STORAGE UNITS ARE EXCLUDED.
COLUMNS MAY NOT SUM DUE TO ROUNDING.
COLUMNS MAY NOT SUM TO TOTAL BECAUSE FACILITIES MAY HAVE MULTIPLE HANDLING METHODS.

MINNESOTA

1993 IMPORTS AND EXPORTS

22	QUANTITY OF RCRA HAZARDOUS WASTE IMPORTED:	60,212	TONS
23	QUANTITY OF RCRA HAZARDOUS WASTE EXPORTED:	40,839	TONS

MISSISSIPPI

1993 WASTE GENERATION

1 NUMBER OF RCRA LARGE QUANTITY GENERATORS (LQGS): 163

2 QUANITY OF RCRA HAZARDOUS WASTE GENERATED: 1,882,053 TONS

3 FIFTY LARGEST RCRA HAZARDOUS WASTE GENERATORS IN THE STATE, 1993

RANK	EPA ID	SITE NAME	CITY	TOTAL GENERATED (TONS)
1	MSD096046792	E.I. DUPONT DE NEMOURS & CO.	PASS CHRISTIAN	939,723
2	MSD008186587	MORTON INTERNATIONAL, INC.	MOSS POINT	558,269
3	MSD033417031	FIRST CHEMICAL CORP.	PASCAGOULA	339,999
4	MSD980601686	CATERPILLAR REMANUFACTURED PRODUCTS GP	CORINTH	12,376
5	MSD054179403	CHEVRON	PASCAGOULA	7,509
6	MSD004001244	GENCORP POLYMER PRODUCTS	COLUMBUS	2,971
7	MSD050648757	INGALLS SHIPBUILDING WEST BANK	PASCAGOULA	2,007
8	MSD130452501	THOMAS & BETTS	SOUTHAVEN	1,435
9	MSD079461406	AMERADA HESS CORP.	PURVIS	1,317
10	MSD001473073	WONDURA PRODUCTS, INC.	TUPELO	1,091
11	MSD006294771	CHROMCRAFT FURNITURE	SENATOBIA	1,068
12	MSD052512027	AZTEC INDUSTRIES, INC.	RICHLAND	972
13	MSD001661719	ARIZONA CHEMICAL COMPANY	GULFPORT	940
14	MSD063947790	PIPER IMPACT, INC.	NEW ALBANY	908
15	MSD000287417	THOMPSON & FORMBY, INC.	OLIVE BRANCH	715
16	MSD004010724	UNITED TECHNOLOGIES MOTOR SYSTEMS	COLUMBUS	697
17	MSD990714081	VICKSBURG CHEMICAL COMPANY	VICKSBURG	529
18	MSD041165747	AKZO COATINGS, INC.	CLINTON	487
19	MSD991277310	PLANTATION PIPELINE CO.	COLLINS	440
20	MSD985966514	CENTRAL GALVANIZING, INC.	KOSCIUSKO	416
21	MSD050999127	ETHYL PETROLEUM ADDITIVES INC.	NATCHEZ	408
22	MSD066106923	PLATTE CHEMICAL COMPANY	GREENVILLE	393
23	MSD980601512	MORTON INTERNATIONAL ELECT MATERIAL	MOSS POINT	348
24	MSD980799480	ICI ACRYLICS	OLIVE BRANCH	306
25	MSD000742668	GE PLASTICS	PEARLINGTON	273
26	MSD982112872	PLYMOUTH TUBE COMPANY	EUPORA	251
27	MSD120438171	HUGHES AIRCRAFT OF MISSISSIPPI, INC.	FOREST	251
28	MSD081341729	RINGIER AMERICA, INC.	CORINTH	250
29	MSD010406809	AUTOMATIC PROCESSING, INC.	MOSS POINT	231
30	MSD000272385	RED PANTHER CHEMICAL COMPANY	CLARKSDALE	224
31	MSD096076781	IPC CORINTH DIVISION, INC.	CORINTH	217
32	MSD065490930	WOOD TREATING, INC.	PICAYUNE	209
33	MSD041222878	MAGNETEK, INC.	MENDENHALL	185
34	MSD098590615	INGALLS SHIPBUILDING EAST BANK	PASCAGOULA	179
35	MSD033394602	PEAVEY ELECTRONICS CORP.	MERIDIAN	172
36	MSD982770547	MACS/PYROIL	HERNANDO	164
37	MSD057226961	CAVENHAM FOREST INDUSTRIES, INC.	GULFPORT	162
38	MSD082008921	VAN LEER CONTAINERS, INC.	CANTON	157
39	MSD982114712	REMAN, INC.	MORTON	145
40	MSD052062353	AVONDALE INDUSTRIES, INC.	GULFPORT	133
41	MSD098595317	ERGON REFINING, INC.	VICKSBURG	125
42	MSD985981984	3M	COLUMBUS	102
43	MSD069530970	ACF SHIPPERS CAR LINE	BUDE	100
44	MSD982110389	HUNTER-DOUGLAS TUPELO CENTER	SHANNON	98
45	MSD985981836	BAKER PERFORMANCE CHEMICALS	LAUREL	97
46	MSD007027543	KOPPERS INDUSTRIES, INC.	GRENADA	85
47	MSD097904932	ALUMAX EXTRUSIONS, INC.	HERNANDO	83
48	MSD980600084	INTERNATIONAL PAPER COMPANY	WIGGINS	83
49	MSD980516363	TETCO UNION CHURCH STATION	UNION CHURCH	81
50	MSD985967330	TRUNKLINE GAS - SHAW STATION	SHAW	81
TOTAL				1,879,460

NOTE: STATE MAY HAVE FEWER THAN FIFTY GENERATORS.

MISSISSIPPI

1993 WASTE GENERATION, CONTINUED

4 QUANTITIES OF WASTE GENERATED IN 1993 THAT WERE

- REPORTED WITH ONLY CHARACTERISTIC WASTE CODES
- REPORTED WITH ONLY LISTED WASTE CODES
- REPORTED WITH BOTH CHARACTERISTIC AND LISTED WASTE CODES

WASTE HAS ONLY CHARACTERISTIC CODES	TONS OF WASTE GENERATED	WASTE HAS ONLY LISTED CODES	TONS OF WASTE GENERATED	WASTE HAS BOTH CHARACTERISTIC AND LISTED CODES	TONS OF WASTE GENERATED
ONLY IGNITABLE	563	ONLY AN F CODE	3,282		
ONLY CORROSIVE	670	ONLY A K CODE	337,500		
ONLY REACTIVE	39	ONLY A P CODE	870		
ONLY D004-17	3,100	ONLY A U CODE	62		
ONLY D018-43	1,149				
HAS MORE THAN ONE CHARACTERISTIC CODE	1,523,124	HAS MORE THAN ONE LISTED CODE	1,386		
TOTAL	1,528,645	TOTAL	343,100	TOTAL CHAR. AND LISTED	10,309

5 QUANTITIES OF WASTE GENERATED IN 1993 THAT WERE MULTIPLY CODED

WASTE HAS ONLY CHARACTERISTIC CODES BUT MORE THAN ONE APPLIES	TONS OF WASTE GENERATED	ONLY LISTED CODES BUT HAS MORE THAN ONE	TONS OF WASTE GENERATED	BOTH CHAR. & LISTED CODES	TONS OF WASTE GENERATED
HAS IGNITABLE CODE	9,859			IGN. W/ AT LEAST 1 LSTD	6,743
HAS CORROSIVE CODE	954,932			CORR. W/ AT LEAST 1 LSTD	254
HAS REACTIVE CODE	565,580			REACT. W/ AT LEAST 1 LSTD	8
HAS D004-D017 CODE	955,408			D004-17 W/ AT LEAST 1 LSTD	2,157
HAS D018-D043 CODE	560,898			D018-43 W/ AT LEAST 1 LSTD	4,074
		HAS AN F CODE	18	F WASTE W/ AT LEAST 1 CHAR	8,259
		HAS A K CODE	1,368	K WASTE W/ AT LEAST 1 CHAR	1,952
		HAS A P CODE	16	P WASTE W/ AT LEAST 1 CHAR	48
		HAS A U CODE	1,371	U WASTE W/ AT LEAST 1 CHAR	110
TOTAL	1,523,124	TOTAL	1,386	TOTAL	10,309

NOTE: COLUMNS DO NOT SUM TO TOTAL BECAUSE A WASTE CODE MAY APPLY TO MORE THAN ONE WASTE.
MIXTURES WITH IGNITABLE, CORROSIVE, REACTIVE, D004-17, AND D018-43 CHARACTERISTIC CODES ALSO MAY CONTAIN OTHER CHARACTERISTIC WASTE CODES.
SIMILARLY, WASTES WITH F,K,P, AND U LISTED CODES MAY HAVE OTHER LISTED WASTE CODES.

MISSISSIPPI

1993 WASTE MANAGEMENT

6 NUMBER OF RCRA TSD FACILITIES: 22

7 QUANITY OF RCRA HAZARDOUS WASTE MANAGED: 1,901,716 TONS

8 FIFTY LARGEST RCRA HAZARDOUS WASTE MANAGEMENT FACILITIES, 1993

RANK	EPAID	SITE NAME	CITY	TONS OF WASTE MANAGED
1	MSD096046792	E.I. DUPONT DE NEMOURS & CO.	PASS CHRISTIAN	939,650
2	MSD008186587	MORTON INTERNATIONAL, INC.	MOSS POINT	558,269
3	MSD033417031	FIRST CHEMICAL CORP.	PASCAGOULA	389,478
4	MSD054179403	CHEVRON	PASCAGOULA	7,368
5	MSD077655876	HOLNAM, INC.	ARTESIA	6,170
6	MSD079461406	AMERADA HESS CORP.	PURVIS	447
7	MSD001661719	ARIZONA CHEMICAL COMPANY	GULFPORT	287
8	MSD096076781	IPC CORINTH DIVISION, INC.	CORINTH	42
9	MSD000742668	GE PLASTICS	PEARLINGTON	4
10	MS6210809871	WATERWAYS EXPERIMENT STATION	VICKSBURG	0
TOTAL				1,901,716

NOTE: STATE MAY HAVE FEWER THAN FIFTY FACILITIES THAT MANAGED WASTES.
WASTE ONLY MANAGED BY STORAGE IS NOT INCLUDED.

MISSISSIPPI

1993 WASTE MANAGEMENT, CONTINUED

9 QUANTITY OF RCRA HAZARDOUS WASTE MANAGED BY MANAGEMENT METHOD, 1993

MANAGEMENT METHOD	SYSTEM TYPE CODE	QUANTITY MANAGED (TONS)	PERCENTAGE OF QUANTITY	NUMBER OF FACILITIES	PERCENTAGE OF FACILITIES
SOLVENTS RECOVERY	M021-M029	52,078	3	2	20
OTHER RECOVERY	M031-M039	210	0	1	10
ENERGY RECOVERY (REUSE AS FUEL)	M051-M059	11,115	1	3	30
AQUEOUS INORGANIC TREATMENT	M071-M079	42	0	1	10
AQUEOUS ORGANIC TREATMENT	M081-M089	332,747	17	1	10
OTHER TREATMENT	M121-M129	7,158	0	2	20
LAND TREATMENT / APPLICATION / FARMING	M131-DISP	447	0	1	10
LANDFILL	M132-DISP	2,558	0	1	10
DEEPWELL / UNDERGROUND INJECTION	M134-DISP	1,495,361	79	2	20
TOTAL		1,901,716	100	10	

10 MANAGEMENT METHOD, BY QUANTITY OF RCRA HAZARDOUS WASTE MANAGED, 1993

MANAGEMENT METHOD	SYSTEM TYPE CODE	QUANTITY MANAGED (TONS)	PERCENTAGE OF QUANTITY	NUMBER OF FACILITIES	PERCENTAGE OF FACILITIES
DEEPWELL / UNDERGROUND INJECTION	M134-DISP	1,495,361	79	2	20
AQUEOUS ORGANIC TREATMENT	M081-M089	332,747	17	1	10
SOLVENTS RECOVERY	M021-M029	52,078	3	2	20
ENERGY RECOVERY (REUSE AS FUEL)	M051-M059	11,115	1	3	30
OTHER TREATMENT	M121-M129	7,158	0	2	20
LANDFILL	M132-DISP	2,558	0	1	10
LAND TREATMENT / APPLICATION / FARMING	M131-DISP	447	0	1	10
OTHER RECOVERY	M031-M039	210	0	1	10
AQUEOUS INORGANIC TREATMENT	M071-M079	42	0	1	10
TOTAL		1,901,716	100	10	

NOTE: FACILITIES WITH ONLY STORAGE UNITS ARE EXCLUDED.
COLUMNS MAY NOT SUM DUE TO ROUNDING.
COLUMNS MAY NOT SUM TO TOTAL BECAUSE FACILITIES MAY HAVE MULTIPLE HANDLING METHODS.

MISSISSIPPI

1993 WASTE MANAGEMENT, CONTINUED

11 MANAGEMENT METHOD AND QUANTITY OF RCRA HAZARDOUS WASTE MANAGED BY NUMBER OF FACILITIES, 1993

MANAGEMENT METHOD	SYSTEM TYPE CODE	QUANTITY MANAGED (TONS)	PERCENTAGE OF QUANTITY	NUMBER OF FACILITIES	PERCENTAGE OF FACILITIES
ENERGY RECOVERY (REUSE AS FUEL)	M051-M059	11,115	1	3	30
SOLVENTS RECOVERY	M021-M029	52,078	3	2	20
OTHER TREATMENT	M121-M129	7,158	0	2	20
DEEPWELL / UNDERGROUND INJECTION	M134-DISP	1,495,361	79	2	20
OTHER RECOVERY	M031-M039	210	0	1	10
AQUEOUS INORGANIC TREATMENT	M071-M079	42	0	1	10
AQUEOUS ORGANIC TREATMENT	M081-M089	332,747	17	1	10
LAND TREATMENT / APPLICATION / FARMING	M131-DISP	447	0	1	10
LANDFILL	M132-DISP	2,558	0	1	10
TOTAL		1,901,716	100	10	

NOTE: FACILITIES WITH ONLY STORAGE UNITS ARE EXCLUDED.
COLUMNS MAY NOT SUM DUE TO ROUNDING.
COLUMNS MAY NOT SUM TO TOTAL BECAUSE FACILITIES MAY HAVE MULTIPLE HANDLING METHODS.

12 QUANTITY AND PERCENTAGE OF RCRA HAZARDOUS WASTEWATER AND NON-WASTEWATER MANAGED IN 1993

MANAGEMENT TYPE	TONS	PERCENTAGE
WASTEWATER	1,887,381	99.2
NON-WASTEWATER	14,334	.8
TOTAL	1,901,716	100.0

MISSISSIPPI

1993 WASTE SHIPMENTS

13 NUMBER OF RCRA HAZARDOUS WASTE SHIPPERS: 160

14 QUANITIY OF RCRA HAZARDOUS WASTE SHIPPED: 37,393 TONS

15 FIFTY LARGEST RCRA HAZARDOUS WASTE SHIPPERS, 1993

RANK	EPA ID	SITE NAME	CITY	QUANTITY SHIPPED (TONS)
1	MSD980601686	CATERPILLAR REMANUFACTURED PRODUCTS GP	CORINTH	12,164
2	MSD033417031	FIRST CHEMICAL CORP.	PASCAGOULA	2,594
3	MSD050648757	INGALLS SHIPBUILDING WEST BANK	PASCAGOULA	2,007
4	MSD981030984	SAFETY-KLEEN CORP.	SOUTHAVEN	1,884
5	MSD000776765	SAFETY-KLEEN CORP.	JACKSON	1,794
6	MSD130452501	THOMAS & BETTS	SOUTHAVEN	1,437
7	MSD001473073	WONDURA PRODUCTS, INC.	TUPELO	1,091
8	MSD006294771	CHROMCRAFT FURNITURE	SENATOBIA	1,068
9	MSD063947790	PIPER IMPACT, INC.	NEW ALBANY	908
10	MSD000287417	THOMPSON & FORMBY, INC.	OLIVE BRANCH	720
11	MSD004010724	UNITED TECHNOLOGIES MOTOR SYSTEMS	COLUMBUS	697
12	MSD990714081	VICKSBURG CHEMICAL COMPANY	VICKSBURG	529
13	MSD041165747	AKZO COATINGS, INC.	CLINTON	487
14	MSD991277310	PLANTATION PIPELINE CO.	COLLINS	440
15	MSD985966514	CENTRAL GALVANIZING, INC.	KOSCIUSKO	416
16	MSD050999127	ETHYL PETROLEUM ADDITIVES INC.	NATCHEZ	408
17	MSD066106923	PLATTE CHEMICAL COMPANY	GREENVILLE	393
18	MSD004001244	GENCORP POLYMER PRODUCTS	COLUMBUS	338
19	MSD980601512	MORTON INTERNATIONAL ELECT MATERIAL	MOSS POINT	336
20	MSD980799480	ICI ACRYLICS	OLIVE BRANCH	306
21	MSD000742668	GE PLASTICS	PEARLINGTON	268
22	MSD001661719	ARIZONA CHEMICAL COMPANY	GULFPORT	253
23	MSD081341729	RINGIER AMERICA, INC.	CORINTH	250
24	MSD982112872	PLYMOUTH TUBE COMPANY	EUPORA	236
25	MSD010406809	AUTOMATIC PROCESSING, INC.	MOSS POINT	231
26	MSD079461406	AMERADA HESS CORP.	PURVIS	227
27	MSD120438171	HUGHES AIRCRAFT OF MISSISSIPPI, INC.	FOREST	225
28	MSD000272385	RED PANTHER CHEMICAL COMPANY	CLARKSDALE	224
29	MSD065490930	WOOD TREATING, INC.	PICAYUNE	209
30	MSD052512027	AZTEC INDUSTRIES, INC.	RICHLAND	204
31	MSD041222878	MAGNETEK, INC.	MENDENHALL	185
32	MSD098590615	INGALLS SHIPBUILDING EAST BANK	PASCAGOULA	179
33	MSD096076781	IPC CORINTH DIVISION, INC.	CORINTH	173
34	MSD033394602	PEAVEY ELECTRONICS CORP.	MERIDIAN	166
35	MSD982770547	MACS/PYROIL	HERNANDO	164
36	MSD054179403	CHEVRON	PASCAGOULA	162
37	MSD057226961	CAVENHAM FOREST INDUSTRIES, INC.	GULFPORT	162
38	MSD082008921	VAN LEER CONTAINERS, INC.	CANTON	157
39	MSD982114712	REMAN, INC.	MORTON	145
40	MSD098595317	ERGON REFINING, INC.	VICKSBURG	125
41	MSD985981984	3M	COLUMBUS	102
42	MSD069530970	ACF SHIPPERS CAR LINE	BUDE	100
43	MSD982110389	HUNTER-DOUGLAS TUPELO CENTER	SHANNON	98
44	MSD985981836	BAKER PERFORMANCE CHEMICALS	LAUREL	97
45	MSD007027543	KOPPERS INDUSTRIES, INC.	GRENADA	85
46	MSD980600084	INTERNATIONAL PAPER COMPANY	WIGGINS	83
47	MSD096046792	E.I. DUPONT DE NEMOURS & CO.	PASS CHRISTIAN	82
48	MSD980516363	TETCO UNION CHURCH STATION	UNION CHURCH	81
49	MSD985967330	TRUNKLINE GAS - SHAW STATION	SHAW	81
50	MSD000829150	ASHLAND CHEMICAL, INC.	JACKSON	81
TOTAL				34,851

NOTES: COLUMNS MAY NOT SUM DUE TO ROUNDING.
STATE MAY HAVE FEWER THAN FIFTY SHIPPERS.

MISSISSIPPI

1993 WASTE RECEIPTS

16 NUMBER OF RCRA HAZARDOUS WASTE RECEIVERS: 6

17 QUANITIY OF RCRA HAZARDOUS WASTE RECEIVED: 8,600 TONS

18 FIFTY LARGEST RCRA HAZARDOUS WASTE RECEIVERS, 1993

RANK	EPA ID	SITE NAME	CITY	QUANTITY RECEIVED (TONS)
1	MSD077655876	HOLNAM, INC.	ARTESIA	6,170
2	MSD981030984	SAFETY-KLEEN CORP.	SOUTHAVEN	1,194
3	MSD000776765	SAFETY-KLEEN CORP.	JACKSON	1,114
4	MSD000829150	ASHLAND CHEMICAL, INC.	JACKSON	74
5	MSD079461406	AMERADA HESS CORP.	PURVIS	39
6	MSD007016843	BALDWIN PIANO & ORGAN COMPANY	GREENWOOD	7
TOTAL				8,600

NOTES: COLUMNS MAY NOT SUM DUE TO ROUNDING.
STATE MAY HAVE FEWER THAN FIFTY FACILITIES THAT RECEIVED WASTE.

MISSISSIPPI

1993 WASTE RECEIPTS, CONTINUED

19 QUANTITY OF RCRA HAZARDOUS WASTE MANAGED, BY MANGEMENT METHOD,
LIMITED TO WASTE RECEIVED FROM OFFSITE, 1993

MANAGEMENT METHOD	SYSTEM TYPE CODE	QUANTITY MANAGED (TONS)	PERCENTAGE OF QUANTITY	NUMBER OF FACILITIES	PERCENTAGE OF FACILITIES
ENERGY RECOVERY (REUSE AS FUEL)	M051-M059	6,170	99	1	50
LAND TREATMENT / APPLICATION / FARMING	M131-DISP	39	1	1	50
TOTAL		6,209	100	2	

20 MANAGEMENT METHOD, BY QUANTITY OF RCRA HAZARDOUS WASTE MANAGED,
LIMITED TO WASTE RECEIVED FROM OFFSITE, 1993

MANAGEMENT METHOD	SYSTEM TYPE CODE	QUANTITY MANAGED (TONS)	PERCENTAGE OF QUANTITY	NUMBER OF FACILITIES	PERCENTAGE OF FACILITIES
ENERGY RECOVERY (REUSE AS FUEL)	M051-M059	6,170	99	1	50
LAND TREATMENT / APPLICATION / FARMING	M131-DISP	39	1	1	50
TOTAL		6,209	100	2	

NOTE: FACILITIES WITH ONLY STORAGE UNITS ARE EXCLUDED.
COLUMNS MAY NOT SUM DUE TO ROUNDING.
COLUMNS MAY NOT SUM TO TOTAL BECAUSE FACILITIES MAY HAVE MULTIPLE HANDLING METHODS.

MISSISSIPPI

1993 WASTE RECEIPTS, CONTINUED

21 MANAGEMENT METHOD AND QUANTITY OF RCRA HAZARDOUS WASTE MANAGED, BY NUMBER OF FACILITIES, LIMITED TO WASTE RECEIVED FROM OFF SITE, 1993

MANAGEMENT METHOD	SYSTEM TYPE CODE	QUANTITY MANAGED (TONS)	PERCENTAGE OF QUANTITY	NUMBER OF FACILITIES	PERCENTAGE OF FACILITIES
ENERGY RECOVERY (REUSE AS FUEL)	M051-M059	6,170	99	1	50
LAND TREATMENT / APPLICATION / FARMING	M131-DISP	39	1	1	50
TOTAL		6,209	100	2	

NOTE: FACILITIES WITH ONLY STORAGE UNITS ARE EXCLUDED.
COLUMNS MAY NOT SUM DUE TO ROUNDING.
COLUMNS MAY NOT SUM TO TOTAL BECAUSE FACILITIES MAY HAVE MULTIPLE HANDLING METHODS.

MISSISSIPPI

1993 IMPORTS AND EXPORTS

22	QUANTITY OF RCRA HAZARDOUS WASTE IMPORTED:	7,492	TONS
23	QUANTITY OF RCRA HAZARDOUS WASTE EXPORTED:	36,920	TONS

MISSOURI

1993 WASTE GENERATION

1 NUMBER OF RCRA LARGE QUANTITY GENERATORS (LQGS): 414

2 QUANITY OF RCRA HAZARDOUS WASTE GENERATED: 528,840 TONS

3 FIFTY LARGEST RCRA HAZARDOUS WASTE GENERATORS IN THE STATE, 1993

RANK	EPA ID	SITE NAME	CITY	TOTAL GENERATED (TONS)
1	MOD050226075	AMERICAN CYANAMID COMPANY HANNIBAL PLANT	HANNIBAL	181,490
2	MOD000687525	BUSSMANN DIVISION	ELLISVILLE	163,872
3	MOD075888487	MCDONNELL DOUGLAS AEROSPACE EAST	ST. CHARLES	29,576
4	MOD985791995	BIOCRAFT LABORATORIES	MEXICO	18,702
5	MOD006265474	SOUTHWEST MOBILE SYSTEMS CORPORATION	WEST PLAINS	16,801
6	MOD007118029	ARMCO INCORPORATED	KANSAS CITY	13,186
7	MOD006301501	JEFFERSON PRODUCTS COMPANY	WASHINGTON	12,138
8	MOD030712822	SCHUYLKILL METALS CORPORATION	FOREST CITY	8,161
9	MOD059200089	DOE RUN CO BUICK SMELTER	BOSS	7,913
10	MOD093750966	NORANDA ALUMINUM INCORPORATED	NEW MADRID	6,792
11	MOD056389828	MILES INCORPORATED	KANSAS CITY	6,359
12	MOD096726484	MALLINCKRODT SPECIALTY CHEMICALS COMPANY	ST. LOUIS	5,746
13	MOD057894321	3M COMPANY NEVADA PLANT	NEVADA	3,881
14	MOD981505555	HERITAGE ENVIRONMENTAL SERVICES	KANSAS CITY	3,749
15	MOD985810498	B F I RIVERVIEW LANDFILL	PARKVILLE	2,640
16	MOD000624452	B F I OF KANSAS CITY	LIBERTY	2,168
17	MOD007140874	TALBOT INDUSTRIES	NEOSHO	2,103
18	MOD007118078	FORD MOTOR COMPANY KANSAS CITY ASSEMBLY	CLAYCOMO	1,996
19	MOD980962773	SIGMA CHEMICAL COMPANY	ST. LOUIS	1,848
20	MOD006273726	SIGMA CHEMICAL COMPANY	ST. LOUIS	1,807
21	MO0000031823	GS TECHNOLOGIES OPERATING COMPANY INC	KANSAS CITY	1,599
22	MOD006274732	P D GEORGE COMPANY, THE	ST. LOUIS	1,522
23	MO4213820489	LAKE CITY ARMY AMMUNITION PLANT	INDEPENDENCE	1,358
24	MOD043937895	3M COMPANY INCORPORATED	SPRINGFIELD	1,283
25	MOD006272876	FORD MOTOR COMPANY ST. LOUIS ASSEMBLY PL	HAZELWOOD	1,015
26	MOD000818963	MCDONNELL DOUGLAS ST. LOUIS TRACT I	ST. LOUIS	1,002
27	MOD006313993	BORDEN DECORATIVE PRODUCTS	ST. LOUIS	1,001
28	MO9890010524	US DEPARTMENT OF ENERGY KANSAS CITY PLNT	KANSAS CITY	992
29	MOD080008477	STARK MANUFACTURING COMPANY	CHARLESTON	983
30	MOD006272355	CHEVRON CHEMICAL COMPANY	MARYLAND HEIGHTS	963
31	MOD981123391	H W R	KANSAS CITY	842
32	MOD000830414	HCI CHEMTECH DISTRIBUTION, INC.	ST. LOUIS	710
33	MOD043935048	TWA INCORPORATED TECHNICAL SERVICE CTR	KANSAS CITY	667
34	MOD006287619	JAMES RIVER PAPER COMPANY, INC.	HAZELWOOD	590
35	MOD000829705	FRONT STREET REMEDIAL ACTION CORPORATION	KANSAS CITY	575
36	MOD007152903	LITTON SYSTEMS INC ADVANCED CIR DIV	SPRINGFIELD	571
37	MOD980632954	INDUSTRIAL FUELS & RES MO INCORPORATED	SCOTT CITY	544
38	MOD981715824	E F C O CORPORATION	MONETT	538
39	MOD006308407	A.B. CHANCE COMPANY ALLEN STREET COMPLEX	CENTRALIA	528
40	MOD006300172	AMERICAN NATIONAL CAN COMPANY	ST. LOUIS	527
41	MOD006266373	DOE RUN COMPANY, THE, SMELTING DIVISION	HERCULANEUM	473
42	MOD077887909	I C I EXPLOSIVES USA INCORPORATED	JOPLIN	469
43	MOD007129935	INTERNATIONAL PAPER	JOPLIN	420
44	MOD085002319	CHRYSLER CORP ST LOUIS ASSEMBLY PLANT	FENTON	415
45	MOD086787371	COOK COMPOSITES AND POLYMERS COMPANY	KANSAS CITY	415
46	MOD042382424	HCI CHEMTECH DISTRICTION, INC.	KANSAS CITY	408
47	MOD006324099	PETROLITE CORPORATION	ST. LOUIS	373
48	MOT300010261	GM WENTZVILLE CENTER	WENTZVILLE	369
49	MOD000690016	CONOCO INCORPORATED MT VERNON PRODUCTS	MOUNT VERNON	339
50	MOD000690198	REICHHOLD CHEMICALS INCORPORATED	VALLEY PARK	326
TOTAL				512,743

NOTE: STATE MAY HAVE FEWER THAN FIFTY GENERATORS.
CBI DATA HAVE BEEN EXCLUDED FROM THIS STATE'S DATA.

MISSOURI

1993 WASTE GENERATION, CONTINUED

4 QUANTITIES OF WASTE GENERATED IN 1993 THAT WERE

- REPORTED WITH ONLY CHARACTERISTIC WASTE CODES
- REPORTED WITH ONLY LISTED WASTE CODES
- REPORTED WITH BOTH CHARACTERISTIC AND LISTED WASTE CODES

WASTE HAS ONLY CHARACTERISTIC CODES	TONS OF WASTE GENERATED	WASTE HAS ONLY LISTED CODES	TONS OF WASTE GENERATED	WASTE HAS BOTH CHARACTERISTIC AND LISTED CODES	TONS OF WASTE GENERATED
ONLY IGNITABLE	3,842	ONLY AN F CODE	10,748		
ONLY CORROSIVE	85,666	ONLY A K CODE	8,080		
ONLY REACTIVE	3,699	ONLY A P CODE	181		
ONLY D004-17	129,134	ONLY A U CODE	92		
ONLY D018-43	1,928				
HAS MORE THAN ONE CHARACTERISTIC CODE	20,030	HAS MORE THAN ONE LISTED CODE	188		
TOTAL	244,297	TOTAL	19,289	TOTAL CHAR. AND LISTED	264,928

5 QUANTITIES OF WASTE GENERATED IN 1993 THAT WERE MULTIPLY CODED

WASTE HAS ONLY CHARACTERISTIC CODES BUT MORE THAN ONE APPLIES	TONS OF WASTE GENERATED	ONLY LISTED CODES BUT HAS MORE THAN ONE	TONS OF WASTE GENERATED	BOTH CHAR. & LISTED CODES	TONS OF WASTE GENERATED
HAS IGNITABLE CODE	16,494			IGN. W/ AT LEAST 1 LSTD	242,003
HAS CORROSIVE CODE	15,004			CORR. W/ AT LEAST 1 LSTD	182,037
HAS REACTIVE CODE	341			REACT. W/ AT LEAST 1 LSTD	1,267
HAS D004-D017 CODE	16,390			D004-17 W/ AT LEAST 1 LSTD	40,287
HAS D018-D043 CODE	4,493			D018-43 W/ AT LEAST 1 LSTD	171,782
		HAS AN F CODE	184	F WASTE W/ AT LEAST 1 CHAR	246,579
		HAS A K CODE	0	K WASTE W/ AT LEAST 1 CHAR	62,042
		HAS A P CODE	165	P WASTE W/ AT LEAST 1 CHAR	42,058
		HAS A U CODE	26	U WASTE W/ AT LEAST 1 CHAR	2,500
TOTAL	20,030	TOTAL	188	TOTAL	264,928

NOTE: COLUMNS DO NOT SUM TO TOTAL BECAUSE A WASTE CODE MAY APPLY TO MORE THAN ONE WASTE.
MIXTURES WITH IGNITABLE, CORROSIVE, REACTIVE, D004-17, AND D018-43 CHARACTERISTIC CODES ALSO MAY CONTAIN OTHER CHARACTERISTIC WASTE CODES.
SIMILARLY, WASTES WITH F,K,P, AND U LISTED CODES MAY HAVE OTHER LISTED WASTE CODES.
CBI DATA HAVE BEEN EXCLUDED FROM THIS STATE'S DATA.

MISSOURI

1993 WASTE MANAGEMENT

6 NUMBER OF RCRA TSD FACILITIES: 91

7 QUANITY OF RCRA HAZARDOUS WASTE MANAGED: 516,407 TONS

8 FIFTY LARGEST RCRA HAZARDOUS WASTE MANAGEMENT FACILITIES, 1993

RANK	EPAID	SITE NAME	CITY	TONS OF WASTE MANAGED
1	MOD050226075	AMERICAN CYANAMID COMPANY HANNIBAL PLANT	HANNIBAL	181,068
2	MOD029729688	HOLNAM INCORPORATED SAFETY-KLEEN	CLARKSVILLE	93,787
3	MOD054018288	CONTINENTAL CEMENT COMPANY	HANNIBAL	74,991
4	MOD050232560	RIVER CEMENT COMPANY SELMA PLANT	FESTUS	51,584
5	MOD981127319	LONE STAR INDUSTRIES INCORPORATED	CAPE GIRARDEAU	41,967
6	MOD075888487	MCDONNELL DOUGLAS AEROSPACE EAST	ST. CHARLES	29,420
7	MOD030712822	SCHUYLKILL METALS CORPORATION	FOREST CITY	16,319
8	MOD985791995	BIOCRAFT LABORATORIES	MEXICO	7,038
9	MOD056389828	MILES INCORPORATED	KANSAS CITY	6,291
10	MOD057894321	3M COMPANY NEVADA PLANT	NEVADA	2,898
11	MOD077887909	I C I EXPLOSIVES USA INCORPORATED	JOPLIN	2,653
12	MOD981505555	HERITAGE ENVIRONMENTAL SERVICES	KANSAS CITY	2,239
13	MOD059200089	DOE RUN CO BUICK SMELTER	BOSS	2,074
14	MOD981123391	H W R	KANSAS CITY	1,184
15	MOD980632954	INDUSTRIAL FUELS & RES MO INCORPORATED	SCOTT CITY	1,035
16	MO4213820489	LAKE CITY ARMY AMMUNITION PLANT	INDEPENDENCE	710
17	MOD029719200	DYNO NOBEL INCORPORATED CARTHAGE PLANT	CARTHAGE	646
18	MOD029796331	AGCO MANUFACTURING GROUP	INDEPENDENCE	162
19	MOT300010857	WASHINGTON UNIVERSITY MEDICAL SCHOOL	ST LOUIS	77
20	MO3213720979	US ARMY ENGINEER CENTER ATZT DPW EE	FORT LEONARD WOOD	71
21	MOD006269195	MARQUETTE TOOL & DIE COMPANY	ST. LOUIS	69
22	MOD985799725	TRINITY COVER FABRICATION	CARUTHERSVILLE	28
23	MOD006296271	ST LOUIS PAINT MANUFACTURING COMPANY	ST LOUIS	23
24	MOD981722762	AEROFIL TECHNOLOGY INCORPORATED	SULLIVAN	23
25	MOD066909128	CAMYER INDUSTRIES	MARSHFIELD	16
26	MOD980633325	SULLIVAN PRECISION METAL FINISHING INCOR	SULLIVAN	10
27	MOD980858229	POSITRONICS INDUSTRIES INCORPORATED	SPRINGFIELD	9
28	MOD085908259	PM RESOURCES INCORPORATED	BRIDGETON	6
29	MOD985817295	HSC COATINGS	PLEASANT HILL	2
30	MOD069232148	MIRACLE RECREATION EQUIPMENT COMPANY	MONETT	2
31	MOD007133887	PAUL MUELLER COMPANY	SPRINGFIELD	2
32	MOD981724081	Z INTERNATIONAL INCORPORATED	NORTH KANSAS CITY	2
33	MOD073046773	KANSAS CITY AREA TRANS AUTHORITY	KANSAS CITY	1
34	MOD000302281	RALSTON PURINA COMPANY	ST. LOUIS	0
35	MOD071999783	UMSL DANGEROUS CHEMICALS STORAGE BLDG	ST LOUIS	0
36	MOD048838189	TEMPSET INCORPORATED	ST LOUIS	0
TOTAL				516,407

NOTE: STATE MAY HAVE FEWER THAN FIFTY FACILITIES THAT MANAGED WASTES.
WASTE ONLY MANAGED BY STORAGE IS NOT INCLUDED.
CBI DATA HAVE BEEN EXCLUDED FROM THIS STATE'S DATA.

MISSOURI

1993 WASTE MANAGEMENT, CONTINUED

9 QUANTITY OF RCRA HAZARDOUS WASTE MANAGED BY MANAGEMENT METHOD, 1993

MANAGEMENT METHOD	SYSTEM TYPE CODE	QUANTITY MANAGED (TONS)	PERCENTAGE OF QUANTITY	NUMBER OF FACILITIES	PERCENTAGE OF FACILITIES
METALS RECOVERY (FOR REUSE)	M011-M019	2,135	0	4	11
SOLVENTS RECOVERY	M021-M029	10,496	2	12	33
OTHER RECOVERY	M031-M039	2,323	0	3	8
INCINERATION	M041-M049	188,225	36	8	22
ENERGY RECOVERY (REUSE AS FUEL)	M051-M059	168,950	33	6	17
FUEL BLENDING	M061-----	97,106	19	5	14
AQUEOUS INORGANIC TREATMENT	M071-M079	29,655	6	5	14
AQUEOUS ORGANIC TREATMENT	M081-M089	69	0	1	3
STABILIZATION	M111-M119	8,190	2	2	6
OTHER TREATMENT	M121-M129	1,070	0	8	22
LANDFILL	M132-DISP	8,159	2	1	3
OTHER DISPOSAL SPECIFIED IN COMMENTS	M137-DISP	28	0	1	3
TOTAL		516,407	100	36	

10 MANAGEMENT METHOD, BY QUANTITY OF RCRA HAZARDOUS WASTE MANAGED, 1993

MANAGEMENT METHOD	SYSTEM TYPE CODE	QUANTITY MANAGED (TONS)	PERCENTAGE OF QUANTITY	NUMBER OF FACILITIES	PERCENTAGE OF FACILITIES
INCINERATION	M041-M049	188,225	36	8	22
ENERGY RECOVERY (REUSE AS FUEL)	M051-M059	168,950	33	6	17
FUEL BLENDING	M061-----	97,106	19	5	14
AQUEOUS INORGANIC TREATMENT	M071-M079	29,655	6	5	14
SOLVENTS RECOVERY	M021-M029	10,496	2	12	33
STABILIZATION	M111-M119	8,190	2	2	6
LANDFILL	M132-DISP	8,159	2	1	3
OTHER RECOVERY	M031-M039	2,323	0	3	8
METALS RECOVERY (FOR REUSE)	M011-M019	2,135	0	4	11
OTHER TREATMENT	M121-M129	1,070	0	8	22
AQUEOUS ORGANIC TREATMENT	M081-M089	69	0	1	3
OTHER DISPOSAL SPECIFIED IN COMMENTS	M137-DISP	28	0	1	3
TOTAL		516,407	100	36	

NOTE: FACILITIES WITH ONLY STORAGE UNITS ARE EXCLUDED.
COLUMNS MAY NOT SUM DUE TO ROUNDING.
COLUMNS MAY NOT SUM TO TOTAL BECAUSE FACILITIES MAY HAVE MULTIPLE HANDLING METHODS.
CBI DATA HAVE BEEN EXCLUDED FROM THIS STATE'S DATA.

MISSOURI

1993 WASTE MANAGEMENT, CONTINUED

11 MANAGEMENT METHOD AND QUANTITY OF RCRA HAZARDOUS WASTE MANAGED BY NUMBER OF FACILITIES, 1993

MANAGEMENT METHOD	SYSTEM TYPE CODE	QUANTITY MANAGED (TONS)	PERCENTAGE OF QUANTITY	NUMBER OF FACILITIES	PERCENTAGE OF FACILITIES
SOLVENTS RECOVERY	M021-M029	10,496	2	12	33
INCINERATION	M041-M049	188,225	36	8	22
OTHER TREATMENT	M121-M129	1,070	0	8	22
ENERGY RECOVERY (REUSE AS FUEL)	M051-M059	168,950	33	6	17
FUEL BLENDING	M061-----	97,106	19	5	14
AQUEOUS INORGANIC TREATMENT	M071-M079	29,655	6	5	14
METALS RECOVERY (FOR REUSE)	M011-M019	2,135	0	4	11
OTHER RECOVERY	M031-M039	2,323	0	3	8
STABILIZATION	M111-M119	8,190	2	2	6
AQUEOUS ORGANIC TREATMENT	M081-M089	69	0	1	3
LANDFILL	M132-DISP	8,159	2	1	3
OTHER DISPOSAL SPECIFIED IN COMMENTS	M137-DISP	28	0	1	3
TOTAL		516,407	100	36	

NOTE: FACILITIES WITH ONLY STORAGE UNITS ARE EXCLUDED.
COLUMNS MAY NOT SUM DUE TO ROUNDING.
COLUMNS MAY NOT SUM TO TOTAL BECAUSE FACILITIES MAY HAVE MULTIPLE HANDLING METHODS.

12 QUANTITY AND PERCENTAGE OF RCRA HAZARDOUS WASTEWATER AND NON-WASTEWATER MANAGED IN 1993

MANAGEMENT TYPE	TONS	PERCENTAGE
WASTEWATER	215,728	41.8
NON-WASTEWATER	300,679	58.2
TOTAL	516,407	100.0

NOTE: CBI DATA HAVE BEEN EXCLUDED FROM THIS STATE'S DATA.

MISSOURI

1993 WASTE SHIPMENTS

13 NUMBER OF RCRA HAZARDOUS WASTE SHIPPERS: 408

14 QUANITIY OF RCRA HAZARDOUS WASTE SHIPPED: 122,186 TONS

15 FIFTY LARGEST RCRA HAZARDOUS WASTE SHIPPERS, 1993

RANK	EPA ID	SITE NAME	CITY	QUANTITY SHIPPED (TONS)
1	MOD006265474	SOUTHWEST MOBILE SYSTEMS CORPORATION	WEST PLAINS	16,792
2	MOD007118029	ARMCO INCORPORATED	KANSAS CITY	13,186
3	MOD985791995	BIOCRAFT LABORATORIES	MEXICO	8,205
4	MOD059200089	DOE RUN CO BUICK SMELTER	BOSS	7,761
5	MOD093750966	NORANDA ALUMINUM INCORPORATED	NEW MADRID	6,741
6	MOD096726484	MALLINCKRODT SPECIALTY CHEMICALS COMPANY	ST. LOUIS	5,753
7	MOD981505555	HERITAGE ENVIRONMENTAL SERVICES	KANSAS CITY	4,337
8	MOD985810498	B F I RIVERVIEW LANDFILL	PARKVILLE	2,640
9	MOD000624452	B F I OF KANSAS CITY	LIBERTY	2,168
10	MOD980962773	SIGMA CHEMICAL COMPANY	ST. LOUIS	2,107
11	MOD069277549	P P M INCORPORATED	KANSAS CITY	2,088
12	MOD007118078	FORD MOTOR COMPANY KANSAS CITY ASSEMBLY	CLAYCOMO	1,996
13	MOD980632954	INDUSTRIAL FUELS & RES MO INCORPORATED	SCOTT CITY	1,870
14	MOD006273726	SIGMA CHEMICAL COMPANY	ST. LOUIS	1,807
15	MOD980973564	SAFETY-KLEEN CORPORATION 0-007-54	INDEPENDENCE	1,680
16	MOD006274732	P D GEORGE COMPANY, THE	ST. LOUIS	1,510
17	MOD043937895	3M COMPANY INCORPORATED	SPRINGFIELD	1,283
18	MOD095486312	SAFETY-KLEEN CORPORATION 5-160-03	ST. CHARLES	1,264
19	MOD000669051	SAFETY-KLEEN CORPORATION 5-030-01	CAPE GIRARDEAU	1,232
20	MOD981123391	H W R	KANSAS CITY	1,125
21	MOD980971626	SAFETY-KLEEN CORPORATION	COLUMBIA	1,097
22	MOD000669069	SAFETY-KLEEN CORPORATION 6-193-02	SPRINGFIELD	1,015
23	MOD006272876	FORD MOTOR COMPANY ST. LOUIS ASSEMBLY PL	HAZELWOOD	1,015
24	MOD006272355	CHEVRON CHEMICAL COMPANY	MARYLAND HEIGHTS	1,014
25	MOD981127319	LONE STAR INDUSTRIES INCORPORATED	CAPE GIRARDEAU	1,002
26	MOD006313993	BORDEN DECORATIVE PRODUCTS	ST. LOUIS	1,001
27	MOD057894321	3M COMPANY NEVADA PLANT	NEVADA	992
28	MOD000818963	MCDONNELL DOUGLAS ST. LOUIS TRACT I	ST. LOUIS	990
29	MOD080008477	STARK MANUFACTURING COMPANY	CHARLESTON	984
30	MO9890010524	US DEPARTMENT OF ENERGY KANSAS CITY PLNT	KANSAS CITY	965
31	MOD000830414	HCI CHEMTECH DISTRIBUTION, INC.	ST. LOUIS	710
32	MOD043935048	TWA INCORPORATED TECHNICAL SERVICE CTR	KANSAS CITY	648
33	MOD980962849	ESSEX WASTE MANAGEMENT SERVICES INC.	KINGSVILLE	646
34	MOD050226075	AMERICAN CYANAMID COMPANY HANNIBAL PLANT	HANNIBAL	597
35	MOD006287619	JAMES RIVER PAPER COMPANY, INC.	HAZELWOOD	588
36	MOD000829705	FRONT STREET REMEDIAL ACTION CORPORATION	KANSAS CITY	585
37	MOD073027609	INDUSTRIAL SERVICES CORPORATION	KANSAS CITY	579
38	MOD007152903	LITTON SYSTEMS INC ADVANCED CIR DIV	SPRINGFIELD	571
39	MOD006308407	A.B. CHANCE COMPANY ALLEN STREET COMPLEX	CENTRALIA	528
40	MOD006300172	AMERICAN NATIONAL CAN COMPANY	ST. LOUIS	527
41	MO4213820489	LAKE CITY ARMY AMMUNITION PLANT	INDEPENDENCE	484
42	MOD006266373	DOE RUN COMPANY, THE, SMELTING DIVISION	HERCULANEUM	473
43	MOD007129935	INTERNATIONAL PAPER	JOPLIN	420
44	MOD086787371	COOK COMPOSITES AND POLYMERS COMPANY	KANSAS CITY	415
45	MOD085002319	CHRYSLER CORP ST LOUIS ASSEMBLY PLANT	FENTON	415
46	MOD006324099	PETROLITE CORPORATION	ST. LOUIS	373
47	MOT300010261	GM WENTZVILLE CENTER	WENTZVILLE	369
48	MOD042382424	HCI CHEMTECH DISTRICTION, INC.	KANSAS CITY	365
49	MOD000690016	CONOCO INCORPORATED MT VERNON PRODUCTS	MOUNT VERNON	339
50	MOD000690198	REICHHOLD CHEMICALS INCORPORATED	VALLEY PARK	326
TOTAL				105,577

NOTES: COLUMNS MAY NOT SUM DUE TO ROUNDING.
STATE MAY HAVE FEWER THAN FIFTY SHIPPERS.
CBI DATA HAVE BEEN EXCLUDED FROM THIS STATE'S DATA.

MISSOURI

1993 WASTE RECEIPTS

16 NUMBER OF RCRA HAZARDOUS WASTE RECEIVERS: 23

17 QUANITIY OF RCRA HAZARDOUS WASTE RECEIVED: 276,775 TONS

18 FIFTY LARGEST RCRA HAZARDOUS WASTE RECEIVERS, 1993

RANK	EPA ID	SITE NAME	CITY	QUANTITY RECEIVED (TONS)
1	MOD029729688	HOLNAM INCORPORATED SAFETY-KLEEN	CLARKSVILLE	93,604
2	MOD054018288	CONTINENTAL CEMENT COMPANY	HANNIBAL	74,952
3	MOD050232560	RIVER CEMENT COMPANY SELMA PLANT	FESTUS	51,584
4	MOD981127319	LONE STAR INDUSTRIES INCORPORATED	CAPE GIRARDEAU	41,928
5	MOD981505555	HERITAGE ENVIRONMENTAL SERVICES	KANSAS CITY	2,898
6	MOD077887909	I C I EXPLOSIVES USA INCORPORATED	JOPLIN	2,321
7	MOD980632954	INDUSTRIAL FUELS & RES MO INCORPORATED	SCOTT CITY	1,669
8	MOD059200089	DOE RUN CO BUICK SMELTER	BOSS	1,456
9	MOD980973564	SAFETY-KLEEN CORPORATION 0-007-54	INDEPENDENCE	1,384
10	MOD981123391	H W R	KANSAS CITY	1,184
11	MOD095486312	SAFETY-KLEEN CORPORATION 5-160-03	ST. CHARLES	1,080
12	MOD000669069	SAFETY-KLEEN CORPORATION 6-193-02	SPRINGFIELD	680
13	MOD980971626	SAFETY-KLEEN CORPORATION	COLUMBIA	680
14	MOD000669051	SAFETY-KLEEN CORPORATION 5-030-01	CAPE GIRARDEAU	659
15	MOD029719200	DYNO NOBEL INCORPORATED CARTHAGE PLANT	CARTHAGE	418
16	MOD000818963	MCDONNELL DOUGLAS ST. LOUIS TRACT I	ST. LOUIS	164
17	MOD007158157	VAN WATERS AND ROGERS	KANSAS CITY	77
18	MOD056389828	MILES INCORPORATED	KANSAS CITY	25
19	MOD006326904	RESOURCE RECOVERY CENTER	COLUMBIA	6
20	MOD980962773	SIGMA CHEMICAL COMPANY	ST. LOUIS	2
21	MOD985792217	K C M O HEALTH EMERGENCY	KANSAS CITY	2
22	MOD030712822	SCHUYLKILL METALS CORPORATION	FOREST CITY	1
23	MOD000302281	RALSTON PURINA COMPANY	ST. LOUIS	0
TOTAL				276,775

NOTES: COLUMNS MAY NOT SUM DUE TO ROUNDING.
STATE MAY HAVE FEWER THAN FIFTY FACILITIES THAT RECEIVED WASTE.
CBI DATA HAVE BEEN EXCLUDED FROM THIS STATE'S DATA.

MISSOURI

1993 WASTE RECEIPTS, CONTINUED

19 QUANTITY OF RCRA HAZARDOUS WASTE MANAGED, BY MANGEMENT METHOD, LIMITED TO WASTE RECEIVED FROM OFFSITE, 1993

MANAGEMENT METHOD	SYSTEM TYPE CODE	QUANTITY MANAGED (TONS)	PERCENTAGE OF QUANTITY	NUMBER OF FACILITIES	PERCENTAGE OF FACILITIES
METALS RECOVERY (FOR REUSE)	M011-M019	1,460	1	3	23
SOLVENTS RECOVERY	M021-M029	427	0	2	15
OTHER RECOVERY	M031-M039	2,322	1	2	15
INCINERATION	M041-M049	90	0	3	23
ENERGY RECOVERY (REUSE AS FUEL)	M051-M059	168,868	62	4	31
FUEL BLENDING	M061-----	96,484	36	4	31
AQUEOUS INORGANIC TREATMENT	M071-M079	449	0	2	15
AQUEOUS ORGANIC TREATMENT	M081-M089	69	0	1	8
STABILIZATION	M111-M119	31	0	1	8
TOTAL		270,200	100	13	

20 MANAGEMENT METHOD, BY QUANTITY OF RCRA HAZARDOUS WASTE MANAGED, LIMITED TO WASTE RECEIVED FROM OFFSITE, 1993

MANAGEMENT METHOD	SYSTEM TYPE CODE	QUANTITY MANAGED (TONS)	PERCENTAGE OF QUANTITY	NUMBER OF FACILITIES	PERCENTAGE OF FACILITIES
ENERGY RECOVERY (REUSE AS FUEL)	M051-M059	168,868	62	4	31
FUEL BLENDING	M061-----	96,484	36	4	31
OTHER RECOVERY	M031-M039	2,322	1	2	15
METALS RECOVERY (FOR REUSE)	M011-M019	1,460	1	3	23
AQUEOUS INORGANIC TREATMENT	M071-M079	449	0	2	15
SOLVENTS RECOVERY	M021-M029	427	0	2	15
INCINERATION	M041-M049	90	0	3	23
AQUEOUS ORGANIC TREATMENT	M081-M089	69	0	1	8
STABILIZATION	M111-M119	31	0	1	8
TOTAL		270,200	100	13	

NOTE: FACILITIES WITH ONLY STORAGE UNITS ARE EXCLUDED.
COLUMNS MAY NOT SUM DUE TO ROUNDING.
COLUMNS MAY NOT SUM TO TOTAL BECAUSE FACILITIES MAY HAVE MULTIPLE HANDLING METHODS.
CBI DATA HAVE BEEN EXCLUDED FROM THIS STATE'S DATA.

MISSOURI

1993 WASTE RECEIPTS, CONTINUED

21 MANAGEMENT METHOD AND QUANTITY OF RCRA HAZARDOUS WASTE MANAGED, BY NUMBER OF FACILITIES, LIMITED TO WASTE RECEIVED FROM OFF SITE, 1993

MANAGEMENT METHOD	SYSTEM TYPE CODE	QUANTITY MANAGED (TONS)	PERCENTAGE OF QUANTITY	NUMBER OF FACILITIES	PERCENTAGE OF FACILITIES
ENERGY RECOVERY (REUSE AS FUEL)	M051-M059	168,868	62	4	31
FUEL BLENDING	M061-----	96,484	36	4	31
METALS RECOVERY (FOR REUSE)	M011-M019	1,460	1	3	23
INCINERATION	M041-M049	90	0	3	23
SOLVENTS RECOVERY	M021-M029	427	0	2	15
OTHER RECOVERY	M031-M039	2,322	1	2	15
AQUEOUS INORGANIC TREATMENT	M071-M079	449	0	2	15
AQUEOUS ORGANIC TREATMENT	M081-M089	69	0	1	8
STABILIZATION	M111-M119	31	0	1	8
TOTAL		270,200	100	13	

NOTE: FACILITIES WITH ONLY STORAGE UNITS ARE EXCLUDED.
COLUMNS MAY NOT SUM DUE TO ROUNDING.
COLUMNS MAY NOT SUM TO TOTAL BECAUSE FACILITIES MAY HAVE MULTIPLE HANDLING METHODS.
CBI DATA HAVE BEEN EXCLUDED FROM THIS STATE'S DATA.

MISSOURI

1993 IMPORTS AND EXPORTS

22 QUANTITY OF RCRA HAZARDOUS WASTE IMPORTED: 258,537 TONS

23 QUANTITY OF RCRA HAZARDOUS WASTE EXPORTED: 104,950 TONS

NOTE: CBI DATA HAVE BEEN EXCLUDED FROM THIS STATE'S DATA.

MONTANA

1993 WASTE GENERATION

1 NUMBER OF RCRA LARGE QUANTITY GENERATORS (LQGS): 60

2 QUANITY OF RCRA HAZARDOUS WASTE GENERATED: 11,282 TONS

3 FIFTY LARGEST RCRA HAZARDOUS WASTE GENERATORS IN THE STATE, 1993

RANK	EPA ID	SITE NAME	CITY	TOTAL GENERATED (TONS)
1	MTD010380574	EXXON COMPANY USA - BILLINGS REFINERY	BILLINGS	4,885
2	MTD057561763	COLUMBIA FALLS ALUMINUM CO.	COLUMBIA FALLS	2,825
3	MTD053038386	BN SOMERS TIE PLANT	SOMERS	1,458
4	MTD079711198	TRANSBAS, INC.	BILLINGS	525
5	MTD006238083	CENEX REFINERY	LAUREL	514
6	MTD006229405	CONOCO REFINERY	BILLINGS	312
7	MTD986067197	CENEX PETROLEUM TERMINAL	GLENDIVE	85
8	MTT000622274	CONOCO HELENA TERMINAL	HELENA	76
9	MTD980807176	LOUISIANA PACIFIC	MISSOULA	62
10	MTD000475194	MONTANA REFINING COMPANY	GREAT FALLS	59
11	MTD986073583	MONTANA POLE & TREATMENT - NPL SITE	BUTTE	41
12	MTD986073245	EXXON CO. USA	ENNIS	40
13	MT8571924556	MALMSTROM AFB	MALMSTROM	37
14	MTD986073260	MAC-MONT WAREHOUSE	POLSON	29
15	MTD000716787	BN PARADISE TIE PLANT	PARADISE	29
16	MTD982582140	MT DEPT OF TRANSPORTATION - HELENA	HELENA	26
17	MTD093301836	WESTERN ENERGY COMPANY ROSEBUD MINE #6	COLSTRIP	25
18	MTD986072544	MORRISON KNUDSEN CORP.	HARDIN	22
19	MTD982648099	SEMITOOL	KALISPELL	19
20	MTD060273232	EXXON CO. BOZEMAN TERMINAL	BOZEMAN	16
21	MTT000622191	CONOCO INC.	MISSOULA	16
22	MTD986073781	WASHINGTON COMPANIES	MISSOULA	15
23	MTD986073203	MT. DEPT. OF TRANSPORTATION	DILLON	13
24	MTD982648255	LIVINGSTON REBUILD CENTER, INC	LIVINGSTON	12
25	MTD071401368	A & S TRIBAL INDUSTRIES, INC.	POPLAR	12
26	MTD000706911	EXXON CO U.S.A.	MISSOULA	11
27	MTD006232276	IDAHO POLE COMPANY	BOZEMAN	11
28	MTD000706903	EXXON CO. HELENA TERMINAL	HELENA	11
29	MTD986074151	WASHINGTON COMPANIES	EAST MISSOULA	11
30	MTD986073997	CARGILL, INC. - DANVERS	DANVERS	10
31	MTD035237940	RIBI IMMUNOCHEM RESEARCH	HAMILTON	10
32	MTD981552771	NORTHERN MONTANA COLLEGE	HAVRE	7
33	MT8211830080	FT HARRISON	HELENA	6
34	MTD000000380	CARGILL, INC. - FORT BENTON	FORT BENTON	6
35	MTD986069870	TRANSPORT, INC.	BILLINGS	5
36	MTD065569048	MONTANA STATE UNIVERSITY	BOZEMAN	5
37	MTD063728984	BIG SKY COAL CO.	COLSTRIP	4
38	MTD986073971	CARGILL, INC - HARLOWTON	HARLOWTON	4
39	MTD980330609	MONTANA PWER CO., UNITS 3 & 4	COLSTRIP	4
40	MT1122390049	USDA FOREST SERVICE REG. FIELD	MISSOULA	4
41	MTD071754055	REAL LOG HOMES	MISSOULA	4
42	MTD000710210	GOLDEN SUNLIGHT MINES, INC.	WHITEHASLL	3
43	MTD986073989	USDA FOREST SERVICE WISDOM RANGER STATIO	WISDOM	2
44	MT0000000257	U.S.D.A. FOREST SERVICE-DARBY RANGER STN	DARBY	2
45	MTD986073328	BIG MACK PARTS AND MACHINE	MISSOULA	2
46	MT0000000273	USDA FOREST SERVICE-TRAPPER CREEK	DARBY	2
47	MT0000028837	FLYING J TRAVEL PLAZA 5490	BILLINGS	2
48	MTD986073963	JUNK VEHICLE GRAVEYARD	MISSOULA	1
49	MTD986073575	BOB'S TAXIDERMY STUDIO	LIVINGSTON	1
50	MTD010379709	MONTANA UNIVERSITY OF	MISSOULA	1
TOTAL				11,280

NOTE: STATE MAY HAVE FEWER THAN FIFTY GENERATORS.

MONTANA

1993 WASTE GENERATION, CONTINUED

4 QUANTITIES OF WASTE GENERATED IN 1993 THAT WERE

- REPORTED WITH ONLY CHARACTERISTIC WASTE CODES
- REPORTED WITH ONLY LISTED WASTE CODES
- REPORTED WITH BOTH CHARACTERISTIC AND LISTED WASTE CODES

WASTE HAS ONLY CHARACTERISTIC CODES	TONS OF WASTE GENERATED	WASTE HAS ONLY LISTED CODES	TONS OF WASTE GENERATED	WASTE HAS BOTH CHARACTERISTIC AND LISTED CODES	TONS OF WASTE GENERATED
ONLY IGNITABLE	13	ONLY AN F CODE	5,919		
ONLY CORROSIVE	10	ONLY A K CODE	3,300		
ONLY REACTIVE	54	ONLY A P CODE	1		
ONLY D004-17	667	ONLY A U CODE	8		
ONLY D018-43	337				
HAS MORE THAN ONE CHARACTERISTIC CODE	255	HAS MORE THAN ONE LISTED CODE	349		
TOTAL	1,335	TOTAL	9,577	TOTAL CHAR. AND LISTED	370

5 QUANTITIES OF WASTE GENERATED IN 1993 THAT WERE MULTIPLY CODED

WASTE HAS ONLY CHARACTERISTIC CODES BUT MORE THAN ONE APPLIES	TONS OF WASTE GENERATED	ONLY LISTED CODES BUT HAS MORE THAN ONE	TONS OF WASTE GENERATED	BOTH CHAR. & LISTED CODES	TONS OF WASTE GENERATED
HAS IGNITABLE CODE	151			IGN. W/ AT LEAST 1 LSTD	110
HAS CORROSIVE CODE	8			CORR. W/ AT LEAST 1 LSTD	0
HAS REACTIVE CODE	88			REACT. W/ AT LEAST 1 LSTD	0
HAS D004-D017 CODE	157			D004-17 W/ AT LEAST 1 LSTD	178
HAS D018-D043 CODE	235			D018-43 W/ AT LEAST 1 LSTD	150
		HAS AN F CODE	349	F WASTE W/ AT LEAST 1 CHAR	128
		HAS A K CODE	349	K WASTE W/ AT LEAST 1 CHAR	204
		HAS A P CODE	0	P WASTE W/ AT LEAST 1 CHAR	37
		HAS A U CODE	0	U WASTE W/ AT LEAST 1 CHAR	17
TOTAL	255	TOTAL	349	TOTAL	370

NOTE: COLUMNS DO NOT SUM TO TOTAL BECAUSE A WASTE CODE MAY APPLY TO MORE THAN ONE WASTE.
MIXTURES WITH IGNITABLE, CORROSIVE, REACTIVE, D004-17, AND D018-43 CHARACTERISTIC CODES ALSO MAY CONTAIN OTHER CHARACTERISTIC WASTE CODES.
SIMILARLY, WASTES WITH F,K,P, AND U LISTED CODES MAY HAVE OTHER LISTED WASTE CODES.

MONTANA

1993 WASTE MANAGEMENT

6 NUMBER OF RCRA TSD FACILITIES: 9

7 QUANITY OF RCRA HAZARDOUS WASTE MANAGED: 1,695 TONS

8 FIFTY LARGEST RCRA HAZARDOUS WASTE MANAGEMENT FACILITIES, 1993

RANK	EPAID	SITE NAME	CITY	TONS OF WASTE MANAGED
1	MTD010380574	EXXON COMPANY USA - BILLINGS REFINERY	BILLINGS	1,666
2	MTD000818096	CONOCO REFINERY LAND FARM	BILLINGS	29
TOTAL				1,695

NOTE: STATE MAY HAVE FEWER THAN FIFTY FACILITIES THAT MANAGED WASTES.
WASTE ONLY MANAGED BY STORAGE IS NOT INCLUDED.

MONTANA

1993 WASTE MANAGEMENT, CONTINUED

9 QUANTITY OF RCRA HAZARDOUS WASTE MANAGED BY MANAGEMENT METHOD, 1993

MANAGEMENT METHOD	SYSTEM TYPE CODE	QUANTITY MANAGED (TONS)	PERCENTAGE OF QUANTITY	NUMBER OF FACILITIES	PERCENTAGE OF FACILITIES
STABILIZATION	M111-M119	41	2	1	50
OTHER TREATMENT	M121-M129	791	47	1	50
LAND TREATMENT / APPLICATION / FARMING	M131-DISP	863	51	2	100
TOTAL		1,695	100	2	

10 MANAGEMENT METHOD, BY QUANTITY OF RCRA HAZARDOUS WASTE MANAGED, 1993

MANAGEMENT METHOD	SYSTEM TYPE CODE	QUANTITY MANAGED (TONS)	PERCENTAGE OF QUANTITY	NUMBER OF FACILITIES	PERCENTAGE OF FACILITIES
LAND TREATMENT / APPLICATION / FARMING	M131-DISP	863	51	2	100
OTHER TREATMENT	M121-M129	791	47	1	50
STABILIZATION	M111-M119	41	2	1	50
TOTAL		1,695	100	2	

NOTE: FACILITIES WITH ONLY STORAGE UNITS ARE EXCLUDED.
COLUMNS MAY NOT SUM DUE TO ROUNDING.
COLUMNS MAY NOT SUM TO TOTAL BECAUSE FACILITIES MAY HAVE MULTIPLE HANDLING METHODS.

MONTANA

1993 WASTE MANAGEMENT, CONTINUED

11 MANAGEMENT METHOD AND QUANTITY OF RCRA HAZARDOUS WASTE MANAGED BY NUMBER OF FACILITIES, 1993

MANAGEMENT METHOD	SYSTEM TYPE CODE	QUANTITY MANAGED (TONS)	PERCENTAGE OF QUANTITY	NUMBER OF FACILITIES	PERCENTAGE OF FACILITIES
LAND TREATMENT / APPLICATION / FARMING	M131-DISP	863	51	2	100
STABILIZATION	M111-M119	41	2	1	50
OTHER TREATMENT	M121-M129	791	47	1	50
TOTAL		1,695	100	2	

NOTE: FACILITIES WITH ONLY STORAGE UNITS ARE EXCLUDED.
COLUMNS MAY NOT SUM DUE TO ROUNDING.
COLUMNS MAY NOT SUM TO TOTAL BECAUSE FACILITIES MAY HAVE MULTIPLE HANDLING METHODS.

12 QUANTITY AND PERCENTAGE OF RCRA HAZARDOUS WASTEWATER AND NON-WASTEWATER MANAGED IN 1993

MANAGEMENT TYPE	TONS	PERCENTAGE
WASTEWATER	791	46.7
NON-WASTEWATER	904	53.3
TOTAL	1,695	100.0

MONTANA

1993 WASTE SHIPMENTS

13 NUMBER OF RCRA HAZARDOUS WASTE SHIPPERS: 48

14 QUANITIY OF RCRA HAZARDOUS WASTE SHIPPED: 9,504 TONS

15 FIFTY LARGEST RCRA HAZARDOUS WASTE SHIPPERS, 1993

RANK	EPA ID	SITE NAME	CITY	QUANTITY SHIPPED (TONS)
1	MTD010380574	EXXON COMPANY USA - BILLINGS REFINERY	BILLINGS	3,164
2	MTD057561763	COLUMBIA FALLS ALUMINUM CO.	COLUMBIA FALLS	2,825
3	MTD053038386	BN SOMERS TIE PLANT	SOMERS	1,458
4	MTD079711198	TRANSBAS, INC.	BILLINGS	526
5	MTD006238083	CENEX REFINERY	LAUREL	440
6	MTD006229405	CONOCO REFINERY	BILLINGS	317
7	MTD986067197	CENEX PETROLEUM TERMINAL	GLENDIVE	85
8	MTT000622225	CONOCO GREAT FALLS	GREAT FALLS	76
9	MTT000622274	CONOCO HELENA TERMINAL	HELENA	76
10	MTD980807176	LOUISIANA PACIFIC	MISSOULA	68
11	MT8571924556	MALMSTROM AFB	MALMSTROM	41
12	MTD986073583	MONTANA POLE & TREATMENT - NPL SITE	BUTTE	41
13	MTD986073245	EXXON CO. USA	ENNIS	40
14	MTD986073260	MAC-MONT WAREHOUSE	POLSON	29
15	MTD000716787	BN PARADISE TIE PLANT	PARADISE	29
16	MTD982582140	MT DEPT OF TRANSPORTATION - HELENA	HELENA	26
17	MTD093301836	WESTERN ENERGY COMPANY ROSEBUD MINE #6	COLSTRIP	25
18	MTD980955660	BURLINGTON NORTHERN RAILROAD	HAVRE	24
19	MTD986072544	MORRISON KNUDSEN CORP.	HARDIN	22
20	MTD982648099	SEMITOOL	KALISPELL	19
21	MTD060273232	EXXON CO. BOZEMAN TERMINAL	BOZEMAN	16
22	MTD986073203	MT. DEPT. OF TRANSPORTATION	DILLON	13
23	MTD071401368	A & S TRIBAL INDUSTRIES, INC.	POPLAR	12
24	MTD000706911	EXXON CO U.S.A.	MISSOULA	11
25	MTD006232276	IDAHO POLE COMPANY	BOZEMAN	11
26	MTD000706903	EXXON CO. HELENA TERMINAL	HELENA	11
27	MTD035237940	RIBI IMMUNOCHEM RESEARCH	HAMILTON	10
28	MTD982648255	LIVINGSTON REBUILD CENTER, INC	LIVINGSTON	10
29	MTD986073997	CARGILL, INC. - DANVERS	DANVERS	10
30	MTD000710210	GOLDEN SUNLIGHT MINES, INC.	WHITEHASLL	8
31	MTD981552771	NORTHERN MONTANA COLLEGE	HAVRE	7
32	MTD065569048	MONTANA STATE UNIVERSITY	BOZEMAN	7
33	MTD000475194	MONTANA REFINING COMPANY	GREAT FALLS	7
34	MT8211830080	FT HARRISON	HELENA	6
35	MTD986069870	TRANSPORT, INC.	BILLINGS	5
36	MTD063728984	BIG SKY COAL CO.	COLSTRIP	4
37	MTD980330609	MONTANA PWER CO., UNITS 3 & 4	COLSTRIP	4
38	MT1122390049	USDA FOREST SERVICE REG. FIELD	MISSOULA	4
39	MTD071754055	REAL LOG HOMES	MISSOULA	4
40	MTD986073989	USDA FOREST SERVICE WISDOM RANGER STATIO	WISDOM	2
41	MT0000000257	U.S.D.A. FOREST SERVICE-DARBY RANGER STN	DARBY	2
42	MTD986073328	BIG MACK PARTS AND MACHINE	MISSOULA	2
43	MT0000000273	USDA FOREST SERVICE-TRAPPER CREEK	DARBY	2
44	MT0000028837	FLYING J TRAVEL PLAZA 5490	BILLINGS	2
45	MTD986072924	CITY SERVICE INC.	KALISPELL	2
46	MTD986073963	JUNK VEHICLE GRAVEYARD	MISSOULA	1
47	MTD986073575	BOB'S TAXIDERMY STUDIO	LIVINGSTON	1
48	MTD010379709	MONTANA UNIVERSITY OF	MISSOULA	1
TOTAL				9,504

NOTES: COLUMNS MAY NOT SUM DUE TO ROUNDING.
STATE MAY HAVE FEWER THAN FIFTY SHIPPERS.

MONTANA

1993 WASTE RECEIPTS

16 NUMBER OF RCRA HAZARDOUS WASTE RECEIVERS: 2

17 QUANITIY OF RCRA HAZARDOUS WASTE RECEIVED: 31 TONS

18 FIFTY LARGEST RCRA HAZARDOUS WASTE RECEIVERS, 1993

RANK	EPA ID	SITE NAME	CITY	QUANTITY RECEIVED (TONS)
1	MTD000818096	CONOCO REFINERY LAND FARM	BILLINGS	29
2	MT8571924556	MALMSTROM AFB	MALMSTROM	2
TOTAL				31

NOTES: COLUMNS MAY NOT SUM DUE TO ROUNDING.
STATE MAY HAVE FEWER THAN FIFTY FACILITIES THAT RECEIVED WASTE.

MONTANA

1993 WASTE RECEIPTS, CONTINUED

19 QUANTITY OF RCRA HAZARDOUS WASTE MANAGED, BY MANGEMENT METHOD, LIMITED TO WASTE RECEIVED FROM OFFSITE, 1993

MANAGEMENT METHOD	SYSTEM TYPE CODE	QUANTITY MANAGED (TONS)	PERCENTAGE OF QUANTITY	NUMBER OF FACILITIES	PERCENTAGE OF FACILITIES
LAND TREATMENT / APPLICATION / FARMING	M131-DISP	29	100	1	100
TOTAL		29	100	1	

20 MANAGEMENT METHOD, BY QUANTITY OF RCRA HAZARDOUS WASTE MANAGED, LIMITED TO WASTE RECEIVED FROM OFFSITE, 1993

MANAGEMENT METHOD	SYSTEM TYPE CODE	QUANTITY MANAGED (TONS)	PERCENTAGE OF QUANTITY	NUMBER OF FACILITIES	PERCENTAGE OF FACILITIES
LAND TREATMENT / APPLICATION / FARMING	M131-DISP	29	100	1	100
TOTAL		29	100	1	

NOTE: FACILITIES WITH ONLY STORAGE UNITS ARE EXCLUDED.
COLUMNS MAY NOT SUM DUE TO ROUNDING.
COLUMNS MAY NOT SUM TO TOTAL BECAUSE FACILITIES MAY HAVE MULTIPLE HANDLING METHODS.

MONTANA

1993 WASTE RECEIPTS, CONTINUED

21 MANAGEMENT METHOD AND QUANTITY OF RCRA HAZARDOUS WASTE MANAGED, BY NUMBER OF FACILITIES, LIMITED TO WASTE RECEIVED FROM OFF SITE, 1993

MANAGEMENT METHOD	SYSTEM TYPE CODE	QUANTITY MANAGED (TONS)	PERCENTAGE OF QUANTITY	NUMBER OF FACILITIES	PERCENTAGE OF FACILITIES
LAND TREATMENT / APPLICATION / FARMING	M131-DISP	29	100	1	100
TOTAL		29	100	1	

NOTE: FACILITIES WITH ONLY STORAGE UNITS ARE EXCLUDED.
COLUMNS MAY NOT SUM DUE TO ROUNDING.
COLUMNS MAY NOT SUM TO TOTAL BECAUSE FACILITIES MAY HAVE MULTIPLE HANDLING METHODS.

MONTANA

1993 IMPORTS AND EXPORTS

MONTANA DID NOT IMPORT ANY HAZARDOUS WASTE.

23 QUANTITY OF RCRA HAZARDOUS WASTE EXPORTED: 9,322 TONS

NAVAJO NATION

1993 WASTE GENERATION

1 NUMBER OF RCRA LARGE QUANTITY GENERATORS (LQGS): 9

2 QUANITY OF RCRA HAZARDOUS WASTE GENERATED: 245 TONS

3 FIFTY LARGEST RCRA HAZARDOUS WASTE GENERATORS IN THE STATE, 1993

RANK	EPA ID	SITE NAME	CITY	TOTAL GENERATED (TONS)
1	NND104150024	PEABODY WESTERN COAL CO	KAYENTA	91
2	NN0050010750	TRANSWESTERN PIPELINE CO STATION 3	WINSLOW	48
3	NND980508022	THE PITTSBURG & MIDWAY COAL MINING CO	GALLUP	33
4	NND042993725	BHP MINERALS INTL INC NAVAJO MINE	FRUITLAND	19
5	NNT000624593	TRANSWESTERN PIPELINE CO COMPRESSOR STA.	NEAR KLAGETOH	17
6	NND986668853	HUGHES MISSILE SYS CO	FARMINGTON	16
7	NN2140909100	BIA BRANCH OF ROADS CHEV	FARMINGTON	10
8	NN0000367847	EL PASO NATURAL GAS CO	GALLUP	9
9	NNP360030369	ATCHISON, TOPEKA & SANTA FE RY CO	CLOVIS	2
TOTAL				245

NOTE: STATE MAY HAVE FEWER THAN FIFTY GENERATORS.

NAVAJO NATION

1993 WASTE GENERATION, CONTINUED

4 QUANTITIES OF WASTE GENERATED IN 1993 THAT WERE

- REPORTED WITH ONLY CHARACTERISTIC WASTE CODES
- REPORTED WITH ONLY LISTED WASTE CODES
- REPORTED WITH BOTH CHARACTERISTIC AND LISTED WASTE CODES

WASTE HAS ONLY CHARACTERISTIC CODES	TONS OF WASTE GENERATED	WASTE HAS ONLY LISTED CODES	TONS OF WASTE GENERATED	WASTE HAS BOTH CHARACTERISTIC AND LISTED CODES	TONS OF WASTE GENERATED
ONLY IGNITABLE	13	ONLY AN F CODE	35		
ONLY CORROSIVE	0	ONLY A K CODE	0		
ONLY REACTIVE	0	ONLY A P CODE	0		
ONLY D004-17	41	ONLY A U CODE	0		
ONLY D018-43	0				
HAS MORE THAN ONE CHARACTERISTIC CODE	63	HAS MORE THAN ONE LISTED CODE	0		
TOTAL	117	TOTAL	35	TOTAL CHAR. AND LISTED	93

5 QUANTITIES OF WASTE GENERATED IN 1993 THAT WERE MULTIPLY CODED

WASTE HAS ONLY CHARACTERISTIC CODES BUT MORE THAN ONE APPLIES	TONS OF WASTE GENERATED	ONLY LISTED CODES BUT HAS MORE THAN ONE	TONS OF WASTE GENERATED	BOTH CHAR. & LISTED CODES	TONS OF WASTE GENERATED
HAS IGNITABLE CODE	38			IGN. W/ AT LEAST 1 LSTD	12
HAS CORROSIVE CODE	0			CORR. W/ AT LEAST 1 LSTD	0
HAS REACTIVE CODE	0			REACT. W/ AT LEAST 1 LSTD	0
HAS D004-D017 CODE	41			D004-17 W/ AT LEAST 1 LSTD	89
HAS D018-D043 CODE	63			D018-43 W/ AT LEAST 1 LSTD	32
		HAS AN F CODE	0	F WASTE W/ AT LEAST 1 CHAR	92
		HAS A K CODE	0	K WASTE W/ AT LEAST 1 CHAR	0
		HAS A P CODE	0	P WASTE W/ AT LEAST 1 CHAR	0
		HAS A U CODE	0	U WASTE W/ AT LEAST 1 CHAR	1
TOTAL	63	TOTAL	0	TOTAL	93

NOTE: COLUMNS DO NOT SUM TO TOTAL BECAUSE A WASTE CODE MAY APPLY TO MORE THAN ONE WASTE.
MIXTURES WITH IGNITABLE, CORROSIVE, REACTIVE, D004-17, AND D018-43 CHARACTERISTIC CODES ALSO MAY CONTAIN OTHER CHARACTERISTIC WASTE CODES.
SIMILARLY, WASTES WITH F,K,P, AND U LISTED CODES MAY HAVE OTHER LISTED WASTE CODES.

NAVAJO NATION

THERE WERE NO FACILITIES IN THE NAVAJO NATION THAT REPORTED MANAGING HAZARDOUS WASTE.

NAVAJO NATION

1993 WASTE SHIPMENTS

13 NUMBER OF RCRA HAZARDOUS WASTE SHIPPERS: 9

14 QUANITIY OF RCRA HAZARDOUS WASTE SHIPPED: 236 TONS

15 FIFTY LARGEST RCRA HAZARDOUS WASTE SHIPPERS, 1993

RANK	EPA ID	SITE NAME	CITY	QUANTITY SHIPPED (TONS)
1	NND104150024	PEABODY WESTERN COAL CO	KAYENTA	82
2	NN0050010750	TRANSWESTERN PIPELINE CO STATION 3	WINSLOW	48
3	NND980508022	THE PITTSBURG & MIDWAY COAL MINING CO	GALLUP	32
4	NND042993725	BHP MINERALS INTL INC NAVAJO MINE	FRUITLAND	20
5	NNT000624593	TRANSWESTERN PIPELINE CO COMPRESSOR STA.	NEAR KLAGETOH	17
6	NND986668853	HUGHES MISSILE SYS CO	FARMINGTON	16
7	NN0000367847	EL PASO NATURAL GAS CO	GALLUP	9
8	NN2140909100	BIA BRANCH OF ROADS CHEV	FARMINGTON	9
9	NNP360030369	ATCHISON, TOPEKA & SANTA FE RY CO	CLOVIS	2
TOTAL				236

NOTES: COLUMNS MAY NOT SUM DUE TO ROUNDING.
STATE MAY HAVE FEWER THAN FIFTY SHIPPERS.

NAVAJO NATION

THERE WERE NO FACILITIES IN THE NAVAJO NATION THAT REPORTED RECEIVING HAZARDOUS WASTE.

NAVAJO NATION

1993 IMPORTS AND EXPORTS

THE NAVAJO NATION DID NOT IMPORT ANY HAZARDOUS WASTE.

23 QUANTITY OF RCRA HAZARDOUS WASTE EXPORTED: 236 TONS

NEBRASKA

1993 WASTE GENERATION

1 NUMBER OF RCRA LARGE QUANTITY GENERATORS (LQGS): 96

2 QUANITY OF RCRA HAZARDOUS WASTE GENERATED: 90,471 TONS

3 FIFTY LARGEST RCRA HAZARDOUS WASTE GENERATORS IN THE STATE, 1993

RANK	EPA ID	SITE NAME	CITY	TOTAL GENERATED (TONS)
1	NED007267214	VALMONT INDUSTRIES INCORPORATED	VALLEY	38,502
2	NED007281728	LINCOLN PLATING COMPANY	LINCOLN	38,500
3	NED087069050	NUCOR STEEL NEBRASKA	NORFOLK	6,109
4	NED007268790	BEHLEN MANUFACTURING COMPANY	COLUMBUS	1,046
5	NED007259054	AMERICAN TELEPHONE AND TELEGRAPH COMPANY	OMAHA	975
6	NED091998567	DANA CORPORATION	HASTINGS	403
7	NED068652981	KAWASAKI MOTORS MFG CORPORATION	LINCOLN	351
8	NED007263619	MONROE AUTO EQUIPMENT COMPANY	COZAD	349
9	NED007257603	HORNADY MANUFACTURING	GRAND ISLAND	335
10	NED099564684	APPLETON ELECTRIC COMPANY	COLUMBUS	326
11	NED000610709	LOZIER CORPORATION - WEST	OMAHA	254
12	NED000610691	LOZIER CORPORATION - NORTH	OMAHA	247
13	NED000822775	BURLINGTON NORTHERN	LINCOLN	234
14	NED007285257	MAGNUS/FARLEY INCORPORATED	FREMONT	228
15	NED007263353	CROWN CORK & SEAL COMPANY, INC.	OMAHA	213
16	NED980965974	ANACOMP MAGNETICS	OMAHA	203
17	NED980971733	DUNCAN AVIATION	LINCOLN	139
18	NED981117153	HOUSTON J-M CORPORATION	OMAHA	124
19	NED007265077	AMERICAN METER COMPANY	NEBRASKA CITY	111
20	NED045275260	NASHUA CORPORATION	OMAHA	94
21	NED000829754	UNION PACIFIC RAILROAD	OMAHA	93
22	NED035093053	DALE ELECTRONICS	NORFOLK	88
23	NED065133167	EATON CORPORATION	KEARNEY	78
24	NED007273279	HUGHES BROTHERS INCORPORATED	SEWARD	76
25	NED080219868	HYDRAULIC COMPONENTS IND	HARTINGTON	75
26	NED044101442	LOCKWOOD CORPORATION	GERING	74
27	NE8571924648	OFFUTT AIR FORCE BASE	OFFUTT AIR FORCE BASE	71
28	NED007260870	HOOVER GROUPNCORPORATED	BEATRICE	62
29	NED000822817	DALE ELECTRONICS INCORPORATED	COLUMBUS	54
30	NED072902513	SQUARE D COMPANY	LINCOLN	51
31	NED072901945	SEAGATE TECHNOLOGY	OMAHA	45
32	NED007266331	GOODYEAR TIRE & RUBBER COMPANY, THE	LINCOLN	45
33	NED986369338	CAE VANGUARD, INCORPORATED	LINCOLN	45
34	NED007258213	MALNOVE INCORPORATED	OMAHA	45
35	NED007262579	PETERSEN MANUFACTURING COMPANY INC	DEWITT	43
36	NED007263197	BECTON DICKINSON	COLUMBUS	42
37	NED000819078	PLATTE CHEMICAL COMPANY	FREMONT	36
38	NED000822783	BURLINGTON NORTHERN RAILROAD COMPANY	ALLIANCE	35
39	NED980973580	SUNDSTRAND AEROSPACE	YORK	35
40	NED035120260	REAGAN BUICK INCORPORATED	OMAHA	34
41	NED007286198	VICKERS INCORPORATED	OMAHA	33
42	NED981704174	GRA-GAR INCORPORATED	OMAHA	31
43	NED000766816	UNIVERSITY OF NEBRASKA EAST CAMPUS	LINCOLN	29
44	NED020184412	ARNOLD ENGINEERING COMPANY NORFOLK	NORFOLK	28
45	NED080209950	LACKAWANNA LEATHER	OMAHA	26
46	NED091995159	FOUR SEASONS PAINT MANUFACTURING	LINCOLN	24
47	NET320010077	THERMO KING CORPORATION	HASTINGS	22
48	NED082724071	CAROL CORPORATION	LINCOLN	22
49	NED047047543	BECTON DICKINSON & COMPANY	HOLDREGE	22
50	NED089569024	TELEX COMMUNICATIONS INCORPORATED	LINCOLN	21
TOTAL				90,129

NOTE: STATE MAY HAVE FEWER THAN FIFTY GENERATORS.

NEBRASKA

1993 WASTE GENERATION, CONTINUED

4 QUANTITIES OF WASTE GENERATED IN 1993 THAT WERE

- REPORTED WITH ONLY CHARACTERISTIC WASTE CODES
- REPORTED WITH ONLY LISTED WASTE CODES
- REPORTED WITH BOTH CHARACTERISTIC AND LISTED WASTE CODES

WASTE HAS ONLY CHARACTERISTIC CODES	TONS OF WASTE GENERATED	WASTE HAS ONLY LISTED CODES	TONS OF WASTE GENERATED	WASTE HAS BOTH CHARACTERISTIC AND LISTED CODES	TONS OF WASTE GENERATED
ONLY IGNITABLE	121	ONLY AN F CODE	1,380		
ONLY CORROSIVE	38,576	ONLY A K CODE	6,109		
ONLY REACTIVE	22	ONLY A P CODE	20		
ONLY D004-17	41,291	ONLY A U CODE	7		
ONLY D018-43	9				
HAS MORE THAN ONE CHARACTERISTIC CODE	1,014	HAS MORE THAN ONE LISTED CODE	1		
TOTAL	81,034	TOTAL	7,517	TOTAL CHAR. AND LISTED	1,892

5 QUANTITIES OF WASTE GENERATED IN 1993 THAT WERE MULTIPLY CODED

WASTE HAS ONLY CHARACTERISTIC CODES BUT MORE THAN ONE APPLIES	TONS OF WASTE GENERATED	ONLY LISTED CODES BUT HAS MORE THAN ONE	TONS OF WASTE GENERATED	BOTH CHAR. & LISTED CODES	TONS OF WASTE GENERATED
HAS IGNITABLE CODE	342			IGN. W/ AT LEAST 1 LSTD	1,722
HAS CORROSIVE CODE	672			CORR. W/ AT LEAST 1 LSTD	28
HAS REACTIVE CODE	2			REACT. W/ AT LEAST 1 LSTD	3
HAS D004-D017 CODE	742			D004-17 W/ AT LEAST 1 LSTD	259
HAS D018-D043 CODE	332			D018-43 W/ AT LEAST 1 LSTD	983
		HAS AN F CODE	1	F WASTE W/ AT LEAST 1 CHAR	1,865
		HAS A K CODE	0	K WASTE W/ AT LEAST 1 CHAR	3
		HAS A P CODE	0	P WASTE W/ AT LEAST 1 CHAR	1
		HAS A U CODE	0	U WASTE W/ AT LEAST 1 CHAR	39
TOTAL	1,014	TOTAL	1	TOTAL	1,892

NOTE: COLUMNS DO NOT SUM TO TOTAL BECAUSE A WASTE CODE MAY APPLY TO MORE THAN ONE WASTE.
MIXTURES WITH IGNITABLE, CORROSIVE, REACTIVE, D004-17, AND D018-43 CHARACTERISTIC CODES ALSO MAY CONTAIN OTHER CHARACTERISTIC WASTE CODES.
SIMILARLY, WASTES WITH F,K,P, AND U LISTED CODES MAY HAVE OTHER LISTED WASTE CODES.

NEBRASKA

1993 WASTE MANAGEMENT

6 NUMBER OF RCRA TSD FACILITIES: 19

7 QUANITY OF RCRA HAZARDOUS WASTE MANAGED: 45,458 TONS

8 FIFTY LARGEST RCRA HAZARDOUS WASTE MANAGEMENT FACILITIES, 1993

RANK	EPAID	SITE NAME	CITY	TONS OF WASTE MANAGED
1	NED007281728	LINCOLN PLATING COMPANY	LINCOLN	38,394
2	NED007260672	ASH GROVE CEMENT COMPANY	LOUISVILLE	5,588
3	NED007268790	BEHLEN MANUFACTURING COMPANY	COLUMBUS	1,036
4	NED007257603	HORNADY MANUFACTURING	GRAND ISLAND	326
5	NED043534635	BRUNSWICK - MAIN PLANT	LINCOLN	44
6	NED000822817	DALE ELECTRONICS INCORPORATED	COLUMBUS	25
7	NED007263197	BECTON DICKINSON	COLUMBUS	23
8	NED035093053	DALE ELECTRONICS	NORFOLK	20
9	NED000809475	UNIVERSITY OF NEBRASKA MEDICAL CENTER	OMAHA	1
10	NED986369338	CAE VANGUARD, INCORPORATED	LINCOLN	1
TOTAL				45,458

NOTE: STATE MAY HAVE FEWER THAN FIFTY FACILITIES THAT MANAGED WASTES.
WASTE ONLY MANAGED BY STORAGE IS NOT INCLUDED.

NEBRASKA

1993 WASTE MANAGEMENT, CONTINUED

9 QUANTITY OF RCRA HAZARDOUS WASTE MANAGED BY MANAGEMENT METHOD, 1993

MANAGEMENT METHOD	SYSTEM TYPE CODE	QUANTITY MANAGED (TONS)	PERCENTAGE OF QUANTITY	NUMBER OF FACILITIES	PERCENTAGE OF FACILITIES
METALS RECOVERY (FOR REUSE)	M011-M019	4,607	10	1	10
SOLVENTS RECOVERY	M021-M029	113	0	7	70
ENERGY RECOVERY (REUSE AS FUEL)	M051-M059	5,588	12	1	10
AQUEOUS INORGANIC TREATMENT	M071-M079	34,801	77	2	20
AQUEOUS ORGANIC TREATMENT	M081-M089	23	0	1	10
OTHER TREATMENT	M121-M129	327	1	3	30
TOTAL		45,458	100	10	

10 MANAGEMENT METHOD, BY QUANTITY OF RCRA HAZARDOUS WASTE MANAGED, 1993

MANAGEMENT METHOD	SYSTEM TYPE CODE	QUANTITY MANAGED (TONS)	PERCENTAGE OF QUANTITY	NUMBER OF FACILITIES	PERCENTAGE OF FACILITIES
AQUEOUS INORGANIC TREATMENT	M071-M079	34,801	77	2	20
ENERGY RECOVERY (REUSE AS FUEL)	M051-M059	5,588	12	1	10
METALS RECOVERY (FOR REUSE)	M011-M019	4,607	10	1	10
OTHER TREATMENT	M121-M129	327	1	3	30
SOLVENTS RECOVERY	M021-M029	113	0	7	70
AQUEOUS ORGANIC TREATMENT	M081-M089	23	0	1	10
TOTAL		45,458	100	10	

NOTE: FACILITIES WITH ONLY STORAGE UNITS ARE EXCLUDED.
COLUMNS MAY NOT SUM DUE TO ROUNDING.
COLUMNS MAY NOT SUM TO TOTAL BECAUSE FACILITIES MAY HAVE MULTIPLE HANDLING METHODS.

NEBRASKA

1993 WASTE MANAGEMENT, CONTINUED

11 MANAGEMENT METHOD AND QUANTITY OF RCRA HAZARDOUS WASTE MANAGED BY NUMBER OF FACILITIES, 1993

MANAGEMENT METHOD	SYSTEM TYPE CODE	QUANTITY MANAGED (TONS)	PERCENTAGE OF QUANTITY	NUMBER OF FACILITIES	PERCENTAGE OF FACILITIES
SOLVENTS RECOVERY	M021-M029	113	0	7	70
OTHER TREATMENT	M121-M129	327	1	3	30
AQUEOUS INORGANIC TREATMENT	M071-M079	34,801	77	2	20
METALS RECOVERY (FOR REUSE)	M011-M019	4,607	10	1	10
ENERGY RECOVERY (REUSE AS FUEL)	M051-M059	5,588	12	1	10
AQUEOUS ORGANIC TREATMENT	M081-M089	23	0	1	10
TOTAL		45,458	100	10	

NOTE: FACILITIES WITH ONLY STORAGE UNITS ARE EXCLUDED.
COLUMNS MAY NOT SUM DUE TO ROUNDING.
COLUMNS MAY NOT SUM TO TOTAL BECAUSE FACILITIES MAY HAVE MULTIPLE HANDLING METHODS.

12 QUANTITY AND PERCENTAGE OF RCRA HAZARDOUS WASTEWATER AND NON-WASTEWATER MANAGED IN 1993

MANAGEMENT TYPE	TONS	PERCENTAGE
WASTEWATER	35,150	77.3
NON-WASTEWATER	10,308	22.7
TOTAL	45,458	100.0

NEBRASKA

1993 WASTE SHIPMENTS

13 NUMBER OF RCRA HAZARDOUS WASTE SHIPPERS: 92

14 QUANITIY OF RCRA HAZARDOUS WASTE SHIPPED: 8,477 TONS

15 FIFTY LARGEST RCRA HAZARDOUS WASTE SHIPPERS, 1993

RANK	EPA ID	SITE NAME	CITY	QUANTITY SHIPPED (TONS)
1	NED981495724	SAFETY-KLEEN CORPORATION	OMAHA	1,586
2	NED007259054	AMERICAN TELEPHONE AND TELEGRAPH COMPANY	OMAHA	975
3	NED000687178	SAFETY-KLEEN CORPORATION	GERING	653
4	NED053316535	SAFETY-KLEEN CORPORATION	GRAND ISLAND	601
5	NED091998567	DANA CORPORATION	HASTINGS	403
6	NED007263619	MONROE AUTO EQUIPMENT COMPANY	COZAD	349
7	NED099564684	APPLETON ELECTRIC COMPANY	COLUMBUS	326
8	NED068652981	KAWASAKI MOTORS MFG CORPORATION	LINCOLN	268
9	NED000610709	LOZIER CORPORATION - WEST	OMAHA	254
10	NED000610691	LOZIER CORPORATION - NORTH	OMAHA	247
11	NED000822775	BURLINGTON NORTHERN	LINCOLN	234
12	NED007285257	MAGNUS/FARLEY INCORPORATED	FREMONT	228
13	NED007263353	CROWN CORK & SEAL COMPANY, INC.	OMAHA	213
14	NED980971733	DUNCAN AVIATION	LINCOLN	122
15	NED007265077	AMERICAN METER COMPANY	NEBRASKA CITY	107
16	NED007281728	LINCOLN PLATING COMPANY	LINCOLN	107
17	NED000829754	UNION PACIFIC RAILROAD	OMAHA	93
18	NED065133167	EATON CORPORATION	KEARNEY	78
19	NED044101442	LOCKWOOD CORPORATION	GERING	75
20	NE8571924648	OFFUTT AIR FORCE BASE	OFFUTT AIR FORCE BASE	74
21	NED035093053	DALE ELECTRONICS	NORFOLK	67
22	NED980965974	ANACOMP MAGNETICS	OMAHA	66
23	NED007260870	HOOVER GROUPNCORPORATED	BEATRICE	62
24	NED007267214	VALMONT INDUSTRIES INCORPORATED	VALLEY	62
25	NED080219868	HYDRAULIC COMPONENTS IND	HARTINGTON	59
26	NED072902513	SQUARE D COMPANY	LINCOLN	51
27	NED007266331	GOODYEAR TIRE & RUBBER COMPANY, THE	LINCOLN	51
28	NED072901945	SEAGATE TECHNOLOGY	OMAHA	47
29	NET320010259	NEBRASKA DEPARTMENT OF ROADS	LINCOLN	46
30	NED007258213	MALNOVE INCORPORATED	OMAHA	45
31	NED045275260	NASHUA CORPORATION	OMAHA	44
32	NED007262579	PETERSEN MANUFACTURING COMPANY INC	DEWITT	43
33	NED980973580	SUNDSTRAND AEROSPACE	YORK	36
34	NED000819078	PLATTE CHEMICAL COMPANY	FREMONT	36
35	NED000822783	BURLINGTON NORTHERN RAILROAD COMPANY	ALLIANCE	35
36	NED986369338	CAE VANGUARD, INCORPORATED	LINCOLN	35
37	NED035120260	REAGAN BUICK INCORPORATED	OMAHA	34
38	NED007286198	VICKERS INCORPORATED	OMAHA	33
39	NED981704174	GRA-GAR INCORPORATED	OMAHA	31
40	NED000766816	UNIVERSITY OF NEBRASKA EAST CAMPUS	LINCOLN	29
41	NED020184412	ARNOLD ENGINEERING COMPANY NORFOLK	NORFOLK	28
42	NED000822817	DALE ELECTRONICS INCORPORATED	COLUMBUS	27
43	NED080209950	LACKAWANNA LEATHER	OMAHA	26
44	NET320010077	THERMO KING CORPORATION	HASTINGS	25
45	NED091995159	FOUR SEASONS PAINT MANUFACTURING	LINCOLN	24
46	NED082724071	CAROL CORPORATION	LINCOLN	22
47	NED047047543	BECTON DICKINSON & COMPANY	HOLDREGE	22
48	NED089569024	TELEX COMMUNICATIONS INCORPORATED	LINCOLN	21
49	NED035036201	FORD NEW HOLLAND	GRAND ISLAND	21
50	NED000766808	UNIVERSITY OF NEBRASKA CITY CAMPUS	LINCOLN	20
TOTAL				8,140

NOTES: COLUMNS MAY NOT SUM DUE TO ROUNDING.
STATE MAY HAVE FEWER THAN FIFTY SHIPPERS.

NEBRASKA

1993 WASTE RECEIPTS

16 NUMBER OF RCRA HAZARDOUS WASTE RECEIVERS: 7

17 QUANITIY OF RCRA HAZARDOUS WASTE RECEIVED: 8,195 TONS

18 FIFTY LARGEST RCRA HAZARDOUS WASTE RECEIVERS, 1993

RANK	EPA ID	SITE NAME	CITY	QUANTITY RECEIVED (TONS)
1	NED007260672	ASH GROVE CEMENT COMPANY	LOUISVILLE	5,576
2	NED981495724	SAFETY-KLEEN CORPORATION	OMAHA	1,547
3	NED053316535	SAFETY-KLEEN CORPORATION	GRAND ISLAND	532
4	NED000687178	SAFETY-KLEEN CORPORATION	GERING	518
5	NED040906729	VAN WATERS & ROGERS INCORPORATED	OMAHA	10
6	NED043534635	BRUNSWICK - MAIN PLANT	LINCOLN	9
7	NE8571924648	OFFUTT AIR FORCE BASE	OFFUTT AIR FORCE BASE	3
TOTAL				8,195

NOTES: COLUMNS MAY NOT SUM DUE TO ROUNDING.
STATE MAY HAVE FEWER THAN FIFTY FACILITIES THAT RECEIVED WASTE.

NEBRASKA

1993 WASTE RECEIPTS, CONTINUED

19 QUANTITY OF RCRA HAZARDOUS WASTE MANAGED, BY MANGEMENT METHOD, LIMITED TO WASTE RECEIVED FROM OFFSITE, 1993

MANAGEMENT METHOD	SYSTEM TYPE CODE	QUANTITY MANAGED (TONS)	PERCENTAGE OF QUANTITY	NUMBER OF FACILITIES	PERCENTAGE OF FACILITIES
SOLVENTS RECOVERY	M021-M029	8	0	1	50
ENERGY RECOVERY (REUSE AS FUEL)	M051-M059	5,576	100	1	50
TOTAL		5,584	100	2	

20 MANAGEMENT METHOD, BY QUANTITY OF RCRA HAZARDOUS WASTE MANAGED, LIMITED TO WASTE RECEIVED FROM OFFSITE, 1993

MANAGEMENT METHOD	SYSTEM TYPE CODE	QUANTITY MANAGED (TONS)	PERCENTAGE OF QUANTITY	NUMBER OF FACILITIES	PERCENTAGE OF FACILITIES
ENERGY RECOVERY (REUSE AS FUEL)	M051-M059	5,576	100	1	50
SOLVENTS RECOVERY	M021-M029	8	0	1	50
TOTAL		5,584	100	2	

NOTE: FACILITIES WITH ONLY STORAGE UNITS ARE EXCLUDED.
COLUMNS MAY NOT SUM DUE TO ROUNDING.
COLUMNS MAY NOT SUM TO TOTAL BECAUSE FACILITIES MAY HAVE MULTIPLE HANDLING METHODS.

NEBRASKA

1993 WASTE RECEIPTS, CONTINUED

21 MANAGEMENT METHOD AND QUANTITY OF RCRA HAZARDOUS WASTE MANAGED, BY NUMBER OF FACILITIES, LIMITED TO WASTE RECEIVED FROM OFF SITE, 1993

MANAGEMENT METHOD	SYSTEM TYPE CODE	QUANTITY MANAGED (TONS)	PERCENTAGE OF QUANTITY	NUMBER OF FACILITIES	PERCENTAGE OF FACILITIES
SOLVENTS RECOVERY	M021-M029	8	0	1	50
ENERGY RECOVERY (REUSE AS FUEL)	M051-M059	5,576	100	1	50
TOTAL		5,584	100	2	

NOTE: FACILITIES WITH ONLY STORAGE UNITS ARE EXCLUDED.
COLUMNS MAY NOT SUM DUE TO ROUNDING.
COLUMNS MAY NOT SUM TO TOTAL BECAUSE FACILITIES MAY HAVE MULTIPLE HANDLING METHODS.

NEBRASKA

1993 IMPORTS AND EXPORTS

22	QUANTITY OF RCRA HAZARDOUS WASTE IMPORTED:	6,596	TONS
23	QUANTITY OF RCRA HAZARDOUS WASTE EXPORTED:	8,124	TONS

NEVADA

1993 WASTE GENERATION

1 NUMBER OF RCRA LARGE QUANTITY GENERATORS (LQGS): 82

2 QUANITY OF RCRA HAZARDOUS WASTE GENERATED: 10,773 TONS

3 FIFTY LARGEST RCRA HAZARDOUS WASTE GENERATORS IN THE STATE, 1993

RANK	EPA ID	SITE NAME	CITY	TOTAL GENERATED (TONS)
1	NVD981641434	RR DONNELLEY & SONS CO	RENO	4,396
2	NVD980895338	ETICAM	FERNLEY	1,313
3	NVD008290330	KERR MCGEE CHEMICAL CORP	HENDERSON	1,054
4	NVT330010000	US ECOLOGY INC	LATHROP WELLS	946
5	NVD982494924	DUPONT CARLIN TERMINAL	CARLIN	370
6	NVD000626531	BARRICK GOLDSTRIKE MINES INC	CARLIN	243
7	NV3890090001	USDOE NV TEST SITE REYNOLDS ELEC & ENG	MERCURY	191
8	NVD982041345	LIFETOUCH PORTRAIT STUDIOS	RENO	176
9	NVD000627034	NEWMONT GOLD CO QUARRY	CARLIN	140
10	NVD982017196	SILVER STATE DISPOSAL	N LAS VEGAS	137
11	NV7570024110	USAF WTC NELLIS AFB	NELLIS AFB	133
12	NV1210090006	USARMY HAWTHORNE AMMO MAIN PLANT	HAWTHORNE	129
13	NVD058947086	SOUTHERN PACIFIC PIPE LINES LP	SPARKS	100
14	NVD990764961	CALNEV PIPE LINE CO	LAS VEGAS	96
15	NVD986769560	BARRINGER LABORATORIES INC	RENO	86
16	NVD000626184	TEXACO REFINING AND MARKETING INC	N LAS VEGAS	77
17	NVD009155631	SABH WATER HEATER GROUP	RENO	67
18	NVD982467250	DURA-BOND BEARING COMPANY	CARSON CITY	66
19	NVD092497999	PRECISION ROLLED PRODUCTS INC	RENO	63
20	NVD982030520	NEVADA WOOD PRESERVING	SILVER SPRINGS	62
21	NVD981578990	WASHOE MEDICAL CTR INC	RENO	59
22	NVD981967375	CHEMEX LABS INC	SPARKS	58
23	NV9170022173	USNAVY FALLON NAS	FALLON	45
24	NVD980885560	AMERICAN ASSAY LABORATORIES	SPARKS	42
25	NV5570024112	USAF NELLIS AFB WTC/RC	NELLIS AFB	38
26	NVD982511826	EL DORADO CARTRIDGE CORP	BOULDER CITY	33
27	NVD982484982	BALLY ENGINEERED STRUCTURES	SPARKS	32
28	NVD056804487	LIFT ENGINEERING & MANUFACTURING CO	CARSON CITY	32
29	NV7142390007	USDOI LWR CO DAMS PJT OFC HOOVER DAM	BOULDER CITY	28
30	NVD982502684	ST MARYS REGIONAL MEDICAL CENTER	RENO	27
31	NVD986767572	COEUR ROCHESTER INC	LOVELOCK	27
32	NVD000630970	S CA EDISON CO MOJAVE GEN STN	LAUGHLIN	26
33	NVD981963549	UNIVERSITY OF NEVADA, RENO	RENO	25
34	NVD986766046	ROCKWELL INTERNATIONAL	PALOMINO VALLEY, RENO	23
35	NVD981639586	A 1 RADIATOR REPAIR	RENO	21
36	NVD982502692	THOMAS AND BETTS INC	SPARKS	21
37	NVD982501264	LINX GOLF, INC.	DAYTON	20
38	NVD982466351	AUTO MAGIC AUTO BODY	LAS VEGAS	20
39	NV1890011991	USDOE TONOPAH TEST RANGE	TONOPAH	20
40	NVD098864010	CAESERS TAHOE	STATELINE	18
41	NVD986769602	CARTER WALLACE INC	SPARKS	18
42	NVD982041782	VOGUE LAUNDRY AND CLEANER	ELKO	17
43	NVD986776342	UNION PACIFIC RAILROAD	CLARK COUNTY	17
44	NVD000627158	NEWMONT GOLD CO MILL NO 1	CARLIN	16
45	NVD986777126	A & D SCENERY INC	LAS VEGAS	15
46	NVD986771822	MIRROR IMAGE STUDIOS	RENO	14
47	NVD981428923	FAIRWAY CHEVROLET COMPANY	LAS VEGAS	14
48	NVD008477820	HAMILTON CO	RENO	14
49	NVD982030454	MONITOR GEOCHEMICAL LAB INC	ELKO	14
50	NVD982029233	CASHMAN EQUIPMENT COMPANY	SPARKS	14
TOTAL				10,611

NOTE: STATE MAY HAVE FEWER THAN FIFTY GENERATORS.

NEVADA

1993 WASTE GENERATION, CONTINUED

4 QUANTITIES OF WASTE GENERATED IN 1993 THAT WERE

- REPORTED WITH ONLY CHARACTERISTIC WASTE CODES
- REPORTED WITH ONLY LISTED WASTE CODES
- REPORTED WITH BOTH CHARACTERISTIC AND LISTED WASTE CODES

WASTE HAS ONLY CHARACTERISTIC CODES	TONS OF WASTE GENERATED	WASTE HAS ONLY LISTED CODES	TONS OF WASTE GENERATED	WASTE HAS BOTH CHARACTERISTIC AND LISTED CODES	TONS OF WASTE GENERATED
ONLY IGNITABLE	442	ONLY AN F CODE	1,067		
ONLY CORROSIVE	71	ONLY A K CODE	16		
ONLY REACTIVE	5	ONLY A P CODE	371		
ONLY D004-17	2,263	ONLY A U CODE	20		
ONLY D018-43	39				
HAS MORE THAN ONE CHARACTERISTIC CODE	4,701	HAS MORE THAN ONE LISTED CODE	62		
TOTAL	7,521	TOTAL	1,536	TOTAL CHAR. AND LISTED	1,715

5 QUANTITIES OF WASTE GENERATED IN 1993 THAT WERE MULTIPLY CODED

WASTE HAS ONLY CHARACTERISTIC CODES BUT MORE THAN ONE APPLIES	TONS OF WASTE GENERATED	ONLY LISTED CODES BUT HAS MORE THAN ONE	TONS OF WASTE GENERATED	BOTH CHAR. & LISTED CODES	TONS OF WASTE GENERATED
HAS IGNITABLE CODE	234			IGN. W/ AT LEAST 1 LSTD	201
HAS CORROSIVE CODE	4,468			CORR. W/ AT LEAST 1 LSTD	68
HAS REACTIVE CODE	5			REACT. W/ AT LEAST 1 LSTD	102
HAS D004-D017 CODE	4,493			D004-17 W/ AT LEAST 1 LSTD	606
HAS D018-D043 CODE	219			D018-43 W/ AT LEAST 1 LSTD	1,194
		HAS AN F CODE	62	F WASTE W/ AT LEAST 1 CHAR	1,703
		HAS A K CODE	62	K WASTE W/ AT LEAST 1 CHAR	0
		HAS A P CODE	0	P WASTE W/ AT LEAST 1 CHAR	3
		HAS A U CODE	0	U WASTE W/ AT LEAST 1 CHAR	20
TOTAL	4,701	TOTAL	62	TOTAL	1,715

NOTE: COLUMNS DO NOT SUM TO TOTAL BECAUSE A WASTE CODE MAY APPLY TO MORE THAN ONE WASTE.
MIXTURES WITH IGNITABLE, CORROSIVE, REACTIVE, D004-17, AND D018-43 CHARACTERISTIC CODES ALSO MAY CONTAIN OTHER CHARACTERISTIC WASTE CODES.
SIMILARLY, WASTES WITH F,K,P, AND U LISTED CODES MAY HAVE OTHER LISTED WASTE CODES.

NEVADA

1993 WASTE MANAGEMENT

6 NUMBER OF RCRA TSD FACILITIES: 8

7 QUANITY OF RCRA HAZARDOUS WASTE MANAGED: 82,601 TONS

8 FIFTY LARGEST RCRA HAZARDOUS WASTE MANAGEMENT FACILITIES, 1993

RANK	EPAID	SITE NAME	CITY	TONS OF WASTE MANAGED
1	NVT330010000	US ECOLOGY INC	LATHROP WELLS	76,863
2	NVD980895338	ETICAM	FERNLEY	5,326
3	NV5210090010	USARMY HAWTHORNE ARMY AMMO NEW BOMB	HAWTHORNE	412
4	NV7570024110	USAF WTC NELLIS AFB	NELLIS AFB	0
TOTAL				82,601

NOTE: STATE MAY HAVE FEWER THAN FIFTY FACILITIES THAT MANAGED WASTES.
WASTE ONLY MANAGED BY STORAGE IS NOT INCLUDED.

NEVADA

1993 WASTE MANAGEMENT, CONTINUED

9 QUANTITY OF RCRA HAZARDOUS WASTE MANAGED BY MANAGEMENT METHOD, 1993

MANAGEMENT METHOD	SYSTEM TYPE CODE	QUANTITY MANAGED (TONS)	PERCENTAGE OF QUANTITY	NUMBER OF FACILITIES	PERCENTAGE OF FACILITIES
AQUEOUS INORGANIC TREATMENT	M071-M079	2,664	3	1	25
STABILIZATION	M111-M119	9,112	11	1	25
OTHER TREATMENT	M121-M129	2,993	4	3	75
LANDFILL	M132-DISP	67,832	82	2	50
TOTAL		82,601	100	4	

10 MANAGEMENT METHOD, BY QUANTITY OF RCRA HAZARDOUS WASTE MANAGED, 1993

MANAGEMENT METHOD	SYSTEM TYPE CODE	QUANTITY MANAGED (TONS)	PERCENTAGE OF QUANTITY	NUMBER OF FACILITIES	PERCENTAGE OF FACILITIES
LANDFILL	M132-DISP	67,832	82	2	50
STABILIZATION	M111-M119	9,112	11	1	25
OTHER TREATMENT	M121-M129	2,993	4	3	75
AQUEOUS INORGANIC TREATMENT	M071-M079	2,664	3	1	25
TOTAL		82,601	100	4	

NOTE: FACILITIES WITH ONLY STORAGE UNITS ARE EXCLUDED.
COLUMNS MAY NOT SUM DUE TO ROUNDING.
COLUMNS MAY NOT SUM TO TOTAL BECAUSE FACILITIES MAY HAVE MULTIPLE HANDLING METHODS.

NEVADA

1993 WASTE MANAGEMENT, CONTINUED

11 MANAGEMENT METHOD AND QUANTITY OF RCRA HAZARDOUS WASTE MANAGED BY NUMBER OF FACILITIES, 1993

MANAGEMENT METHOD	SYSTEM TYPE CODE	QUANTITY MANAGED (TONS)	PERCENTAGE OF QUANTITY	NUMBER OF FACILITIES	PERCENTAGE OF FACILITIES
OTHER TREATMENT	M121-M129	2,993	4	3	75
LANDFILL	M132-DISP	67,832	82	2	50
AQUEOUS INORGANIC TREATMENT	M071-M079	2,664	3	1	25
STABILIZATION	M111-M119	9,112	11	1	25
TOTAL		82,601	100	4	

NOTE: FACILITIES WITH ONLY STORAGE UNITS ARE EXCLUDED.
COLUMNS MAY NOT SUM DUE TO ROUNDING.
COLUMNS MAY NOT SUM TO TOTAL BECAUSE FACILITIES MAY HAVE MULTIPLE HANDLING METHODS.

12 QUANTITY AND PERCENTAGE OF RCRA HAZARDOUS WASTEWATER AND NON-WASTEWATER MANAGED IN 1993

MANAGEMENT TYPE	TONS	PERCENTAGE
WASTEWATER	5,657	6.8
NON-WASTEWATER	76,945	93.2
TOTAL	82,601	100.0

NEVADA

1993 WASTE SHIPMENTS

13 NUMBER OF RCRA HAZARDOUS WASTE SHIPPERS: 82

14 QUANITIY OF RCRA HAZARDOUS WASTE SHIPPED: 7,125 TONS

15 FIFTY LARGEST RCRA HAZARDOUS WASTE SHIPPERS, 1993

RANK	EPA ID	SITE NAME	CITY	QUANTITY SHIPPED (TONS)
1	NVD980895338	ETICAM	FERNLEY	1,092
2	NVD008290330	KERR MCGEE CHEMICAL CORP	HENDERSON	1,054
3	NVT330010000	US ECOLOGY INC	LATHROP WELLS	946
4	NVT330010208	SAFETY-KLEEN CORP	N LAS VEGAS	673
5	NVD982494924	DUPONT CARLIN TERMINAL	CARLIN	370
6	NVD000626531	BARRICK GOLDSTRIKE MINES INC	CARLIN	243
7	NV3890090001	USDOE NV TEST SITE REYNOLDS ELEC & ENG	MERCURY	191
8	NVD982041345	LIFETOUCH PORTRAIT STUDIOS	RENO	183
9	NVD000627034	NEWMONT GOLD CO QUARRY	CARLIN	140
10	NVD982017196	SILVER STATE DISPOSAL	N LAS VEGAS	137
11	NV1210090006	USARMY HAWTHORNE AMMO MAIN PLANT	HAWTHORNE	125
12	NV7570024110	USAF WTC NELLIS AFB	NELLIS AFB	124
13	NVD986766137	DISPOSAL CONTROL SERVICE	SPARKS	104
14	NVD058947086	SOUTHERN PACIFIC PIPE LINES LP	SPARKS	100
15	NVD990764961	CALNEV PIPE LINE CO	LAS VEGAS	96
16	NVD986769560	BARRINGER LABORATORIES INC	RENO	86
17	NVD000626184	TEXACO REFINING AND MARKETING INC	N LAS VEGAS	77
18	NVD982519167	SMITH DETROIT DIESEL/ALLISON	ELKO	77
19	NVT982401200	SIERRA X-RAY SERVICES, INC	RENO	74
20	NVD982467250	DURA-BOND BEARING COMPANY	CARSON CITY	66
21	NVD092497999	PRECISION ROLLED PRODUCTS INC	RENO	63
22	NVD982030520	NEVADA WOOD PRESERVING	SILVER SPRINGS	62
23	NVD981578990	WASHOE MEDICAL CTR INC	RENO	59
24	NVD981967375	CHEMEX LABS INC	SPARKS	59
25	NVD982038606	SMITH D D A	SPARKS	52
26	NVD981641434	RR DONNELLEY & SONS CO	RENO	48
27	NVD980885560	AMERICAN ASSAY LABORATORIES	SPARKS	42
28	NV5570024112	USAF NELLIS AFB WTC/RC	NELLIS AFB	38
29	NV9170022173	USNAVY FALLON NAS	FALLON	35
30	NVD982511826	EL DORADO CARTRIDGE CORP	BOULDER CITY	33
31	NVD982484982	BALLY ENGINEERED STRUCTURES	SPARKS	32
32	NVD056804487	LIFT ENGINEERING & MANUFACTURING CO	CARSON CITY	32
33	NVD009155631	SABH WATER HEATER GROUP	RENO	32
34	NV7142390007	USDOI LWR CO DAMS PJT OFC HOOVER DAM	BOULDER CITY	30
35	NVD982502684	ST MARYS REGIONAL MEDICAL CENTER	RENO	27
36	NVD000630970	S CA EDISON CO MOJAVE GEN STN	LAUGHLIN	26
37	NVD981963549	UNIVERSITY OF NEVADA, RENO	RENO	25
38	NVD986766046	ROCKWELL INTERNATIONAL	PALOMINO VALLEY, RENO	23
39	NVD981639586	A 1 RADIATOR REPAIR	RENO	21
40	NVD982502692	THOMAS AND BETTS INC	SPARKS	21
41	NVD982501264	LINX GOLF, INC.	DAYTON	20
42	NVD982466351	AUTO MAGIC AUTO BODY	LAS VEGAS	20
43	NVD986767572	COEUR ROCHESTER INC	LOVELOCK	20
44	NV1890011991	USDOE TONOPAH TEST RANGE	TONOPAH	20
45	NVD098864010	CAESERS TAHOE	STATELINE	18
46	NVD982041782	VOGUE LAUNDRY AND CLEANER	ELKO	17
47	NVD986776342	UNION PACIFIC RAILROAD	CLARK COUNTY	17
48	NVD000627158	NEWMONT GOLD CO MILL NO 1	CARLIN	16
49	NVD982030454	MONITOR GEOCHEMICAL LAB INC	ELKO	16
50	NVD986769602	CARTER WALLACE INC	SPARKS	16
TOTAL				6,896

NOTES: COLUMNS MAY NOT SUM DUE TO ROUNDING.
STATE MAY HAVE FEWER THAN FIFTY SHIPPERS.

NEVADA

1993 WASTE RECEIPTS

16 NUMBER OF RCRA HAZARDOUS WASTE RECEIVERS: 5

17 QUANITIY OF RCRA HAZARDOUS WASTE RECEIVED: 83,164 TONS

18 FIFTY LARGEST RCRA HAZARDOUS WASTE RECEIVERS, 1993

RANK	EPA ID	SITE NAME	CITY	QUANTITY RECEIVED (TONS)
1	NVT330010000	US ECOLOGY INC	LATHROP WELLS	76,863
2	NVD980895338	ETICAM	FERNLEY	5,310
3	NVT330010208	SAFETY-KLEEN CORP	N LAS VEGAS	558
4	NV5210090010	USARMY HAWTHORNE ARMY AMMO NEW BOMB	HAWTHORNE	412
5	NV7570024110	USAF WTC NELLIS AFB	NELLIS AFB	21
TOTAL				83,164

NOTES: COLUMNS MAY NOT SUM DUE TO ROUNDING.
STATE MAY HAVE FEWER THAN FIFTY FACILITIES THAT RECEIVED WASTE.

NEVADA

1993 WASTE RECEIPTS, CONTINUED

19 QUANTITY OF RCRA HAZARDOUS WASTE MANAGED, BY MANGEMENT METHOD, LIMITED TO WASTE RECEIVED FROM OFFSITE, 1993

MANAGEMENT METHOD	SYSTEM TYPE CODE	QUANTITY MANAGED (TONS)	PERCENTAGE OF QUANTITY	NUMBER OF FACILITIES	PERCENTAGE OF FACILITIES
AQUEOUS INORGANIC TREATMENT	M071-M079	2,648	3	1	33
STABILIZATION	M111-M119	9,112	11	1	33
OTHER TREATMENT	M121-M129	2,992	4	2	67
LANDFILL	M132-DISP	67,832	82	2	67
TOTAL		82,585	100	3	

20 MANAGEMENT METHOD, BY QUANTITY OF RCRA HAZARDOUS WASTE MANAGED, LIMITED TO WASTE RECEIVED FROM OFFSITE, 1993

MANAGEMENT METHOD	SYSTEM TYPE CODE	QUANTITY MANAGED (TONS)	PERCENTAGE OF QUANTITY	NUMBER OF FACILITIES	PERCENTAGE OF FACILITIES
LANDFILL	M132-DISP	67,832	82	2	67
STABILIZATION	M111-M119	9,112	11	1	33
OTHER TREATMENT	M121-M129	2,992	4	2	67
AQUEOUS INORGANIC TREATMENT	M071-M079	2,648	3	1	33
TOTAL		82,585	100	3	

NOTE: FACILITIES WITH ONLY STORAGE UNITS ARE EXCLUDED.
COLUMNS MAY NOT SUM DUE TO ROUNDING.
COLUMNS MAY NOT SUM TO TOTAL BECAUSE FACILITIES MAY HAVE MULTIPLE HANDLING METHODS.

NEVADA

1993 WASTE RECEIPTS, CONTINUED

21 MANAGEMENT METHOD AND QUANTITY OF RCRA HAZARDOUS WASTE MANAGED, BY NUMBER OF FACILITIES, LIMITED TO WASTE RECEIVED FROM OFF SITE, 1993

MANAGEMENT METHOD	SYSTEM TYPE CODE	QUANTITY MANAGED (TONS)	PERCENTAGE OF QUANTITY	NUMBER OF FACILITIES	PERCENTAGE OF FACILITIES
OTHER TREATMENT	M121-M129	2,992	4	2	67
LANDFILL	M132-DISP	67,832	82	2	67
AQUEOUS INORGANIC TREATMENT	M071-M079	2,648	3	1	33
STABILIZATION	M111-M119	9,112	11	1	33
TOTAL		82,585	100	3	

NOTE: FACILITIES WITH ONLY STORAGE UNITS ARE EXCLUDED.
COLUMNS MAY NOT SUM DUE TO ROUNDING.
COLUMNS MAY NOT SUM TO TOTAL BECAUSE FACILITIES MAY HAVE MULTIPLE HANDLING METHODS.

NEVADA

1993 IMPORTS AND EXPORTS

22	QUANTITY OF RCRA HAZARDOUS WASTE IMPORTED:	81,138	TONS
23	QUANTITY OF RCRA HAZARDOUS WASTE EXPORTED:	5,703	TONS

NEW HAMPSHIRE

1993 WASTE GENERATION

1 NUMBER OF RCRA LARGE QUANTITY GENERATORS (LQGS): 158

2 QUANITY OF RCRA HAZARDOUS WASTE GENERATED: 17,249 TONS

3 FIFTY LARGEST RCRA HAZARDOUS WASTE GENERATORS IN THE STATE, 1993

RANK	EPA ID	SITE NAME	CITY	TOTAL GENERATED (TONS)
1	NHD046312559	HADCO CORPORATION	DERRY	4,663
2	NHD048724173	HAMPSHIRE CHEMICAL CORPORATION	NASHUA	2,474
3	NHD991302522	HADCO CORPORATION - HUDSON DIVISION	HUDSON	854
4	NHD058537960	WATTS REGULATOR WEBSTER VALVE	FRANKLIN	710
5	NHD048727994	CHOMERICS INC	HUDSON	696
6	NHD018953794	STURM RUGER & CO INC	NEWPORT	668
7	NHD986467124	TELEDYNE HALCO	LONDONDERRY	515
8	NHD000791889	LOCKHEED SANDERS INC	NASHUA	474
9	NHD001427475	GENERAL ELECTRIC COMPANY	HOOKSET	376
10	NHD003941655	OSRAM SYLVANIA INC	EXETER	243
11	NHD040245607	DICEON ELECTRONICS INC	NASHUA	241
12	NHD001078682	HITCHINER MFG CO INC	MILFORD	231
13	NHD001085158	MARKEM CORP	KEENE	211
14	NHD001086321	NEW HAMPSHIRE BALL BEARINGS	PETERBORO	197
15	NHD048729685	BAILEY MANUFACTURING CORP	SEABROOK	189
16	NHD000636134	GENERAL ELECTRIC COMPANY	HOOKSETT	177
17	NHD073974651	TERADYNE CIRCUITS OPERATION	NAHSUA	169
18	NHD980668156	HADCO TECH CENTER 1	SALEM	164
19	NHD001078062	TELEDYNE ELECTRONIC TECH	HUDSON	153
20	NHD069865236	BOMAR INC	CHARLESTOWN	151
21	NHP000003506	FLETCHER'S PAINT WORKS	MILFORD	148
22	NHD001091073	GENERAL ELECTRIC CO	SOMERSWORTH	146
23	NHD000769869	NASHUA CORPORATION	MERRIMACK	145
24	NHD045011616	DAVIDSON INTERIORS	FARMINGTON	123
25	NHD982202673	ABC FABRICATORS INC	LACONIA	120
26	NHD073990418	BURNDY CORP	LINCOLN	105
27	NHD001085026	DAVIDSON INTERIORS/TEXTRON	DOVER	103
28	NHD040244428	ELECTROPAC CO INC	MANCHESTER	99
29	NHD081255788	ADVANCED CIRCUIT TECHNOLOGY	NASHUA	94
30	NHD066755620	GTE OPERATIONS SUPPORT INC	GREENLAND	87
31	NHD073998684	PREMIER INDUSTRIES	HUDSON	86
32	NH7570024847	PEASE AIR FORCE BASE	PEASE AFB	84
33	NHD986466688	CIRCUIT CONNECT INC	NASHUA	82
34	NHD001079896	JAMES RIVER CORP	BERLIN	81
35	NHD990717092	DEXTER CORPORATION	SEABROOK	74
36	NHD986484152	MANCHESTER HOUSING AND REDEVELOPMENT AUT	MANCHESTER	70
37	NHD001082676	TRIANGLE PACIFIC CORP	NASHUA	67
38	NHD001038348	UPACO ADHESIVES	NASHUA	65
39	NH8572824847	NH AIR NATIONAL GUARD	PEASE ANGB	65
40	NHD980521843	TOTAL WASTE MANAGEMENT	NEWINGTON	63
41	NHD041463456	SIMPLEX TECHNOLOGIES INC	NEWINGTON	58
42	NHD982542458	GTEL ENVIRONMENTAL LABORATORIES	MILFORD	51
43	NHD980906812	PACE INC	HAMPTON	46
44	NHD002059525	K W THOMPSON TOOL CO	ROCHESTER	45
45	NHD982195315	PROTOTYPE CIRCUITS INC	LONDONDERRY	43
46	NHD073984288	OSRAM SYLVANIA INC	HILLSBORO	42
47	NHD982200685	VISHAY SPRAGUE INC	HUDSON	40
48	NHD001078740	BRONZE CRAFT CORP	NASHUA	39
49	NHD101403509	NASHUA CIRCUITS INC	NASHUA	39
50	NHD066752734	FREUDENBERG-NOK GENERAL PARTNERSHIP	MANCHESTER	39
TOTAL				15,903

NOTE: STATE MAY HAVE FEWER THAN FIFTY GENERATORS.

NEW HAMPSHIRE

1993 WASTE GENERATION, CONTINUED

4 QUANTITIES OF WASTE GENERATED IN 1993 THAT WERE

- REPORTED WITH ONLY CHARACTERISTIC WASTE CODES
- REPORTED WITH ONLY LISTED WASTE CODES
- REPORTED WITH BOTH CHARACTERISTIC AND LISTED WASTE CODES

WASTE HAS ONLY CHARACTERISTIC CODES	TONS OF WASTE GENERATED	WASTE HAS ONLY LISTED CODES	TONS OF WASTE GENERATED	WASTE HAS BOTH CHARACTERISTIC AND LISTED CODES	TONS OF WASTE GENERATED
ONLY IGNITABLE	390	ONLY AN F CODE	4,971		
ONLY CORROSIVE	3,320	ONLY A K CODE	0		
ONLY REACTIVE	4	ONLY A P CODE	4		
ONLY D004-17	2,906	ONLY A U CODE	37		
ONLY D018-43	49				
HAS MORE THAN ONE CHARACTERISTIC CODE	2,792	HAS MORE THAN ONE LISTED CODE	1		
TOTAL	9,461	TOTAL	5,012	TOTAL CHAR. AND LISTED	2,764

5 QUANTITIES OF WASTE GENERATED IN 1993 THAT WERE MULTIPLY CODED

WASTE HAS ONLY CHARACTERISTIC CODES BUT MORE THAN ONE APPLIES	TONS OF WASTE GENERATED	ONLY LISTED CODES BUT HAS MORE THAN ONE	TONS OF WASTE GENERATED	BOTH CHAR. & LISTED CODES	TONS OF WASTE GENERATED
HAS IGNITABLE CODE	822			IGN. W/ AT LEAST 1 LSTD	1,539
HAS CORROSIVE CODE	1,945			CORR. W/ AT LEAST 1 LSTD	301
HAS REACTIVE CODE	1,204			REACT. W/ AT LEAST 1 LSTD	9
HAS D004-D017 CODE	1,266			D004-17 W/ AT LEAST 1 LSTD	526
HAS D018-D043 CODE	381			D018-43 W/ AT LEAST 1 LSTD	1,159
		HAS AN F CODE	1	F WASTE W/ AT LEAST 1 CHAR	2,087
		HAS A K CODE	0	K WASTE W/ AT LEAST 1 CHAR	1
		HAS A P CODE	0	P WASTE W/ AT LEAST 1 CHAR	5
		HAS A U CODE	1	U WASTE W/ AT LEAST 1 CHAR	681
TOTAL	2,792	TOTAL	1	TOTAL	2,764

NOTE: COLUMNS DO NOT SUM TO TOTAL BECAUSE A WASTE CODE MAY APPLY TO MORE THAN ONE WASTE.
MIXTURES WITH IGNITABLE, CORROSIVE, REACTIVE, D004-17, AND D018-43 CHARACTERISTIC CODES ALSO MAY CONTAIN OTHER CHARACTERISTIC WASTE CODES.
SIMILARLY, WASTES WITH F,K,P, AND U LISTED CODES MAY HAVE OTHER LISTED WASTE CODES.

NEW HAMPSHIRE

1993 WASTE MANAGEMENT

6 NUMBER OF RCRA TSD FACILITIES: 2

7 QUANITY OF RCRA HAZARDOUS WASTE MANAGED: 0 TONS

TABLES 8, 9, 10, 11, AND 12 HAVE BEEN OMITTED FROM THIS REPORT BECAUSE THERE WERE NO FACILITIES IN NEW HAMPSHIRE THAT REPORTED MANAGING (TREATING OR DISPOSING) RCRA HAZARDOUS WASTE IN 1993. THE TSD FACILITIES DESCRIBED ABOVE MAY HAVE BEEN STORAGE-ONLY FACILITIES.

NEW HAMPSHIRE

1993 WASTE SHIPMENTS

13 NUMBER OF RCRA HAZARDOUS WASTE SHIPPERS: 157

14 QUANITIY OF RCRA HAZARDOUS WASTE SHIPPED: 12,264 TONS

15 FIFTY LARGEST RCRA HAZARDOUS WASTE SHIPPERS, 1993

RANK	EPA ID	SITE NAME	CITY	QUANTITY SHIPPED (TONS)
1	NHD048724173	HAMPSHIRE CHEMICAL CORPORATION	NASHUA	2,474
2	NHD046312559	HADCO CORPORATION	DERRY	1,279
3	NHD991302522	HADCO CORPORATION - HUDSON DIVISION	HUDSON	854
4	NHD048727994	CHOMERICS INC	HUDSON	696
5	NHD018953794	STURM RUGER & CO INC	NEWPORT	644
6	NHD058537960	WATTS REGULATOR WEBSTER VALVE	FRANKLIN	576
7	NHD001427475	GENERAL ELECTRIC COMPANY	HOOKSET	310
8	NH7570024847	PEASE AIR FORCE BASE	PEASE AFB	255
9	NHD040245607	DICEON ELECTRONICS INC	NASHUA	241
10	NHD001078682	HITCHINER MFG CO INC	MILFORD	213
11	NHD001086321	NEW HAMPSHIRE BALL BEARINGS	PETERBORO	197
12	NHD069865236	BOMAR INC	CHARLESTOWN	190
13	NHD000636134	GENERAL ELECTRIC COMPANY	HOOKSETT	177
14	NHD073974651	TERADYNE CIRCUITS OPERATION	NAHSUA	169
15	NHD980668156	HADCO TECH CENTER 1	SALEM	164
16	NHP000003506	FLETCHER'S PAINT WORKS	MILFORD	148
17	NHD001091073	GENERAL ELECTRIC CO	SOMERSWORTH	146
18	NHD001078062	TELEDYNE ELECTRONIC TECH	HUDSON	125
19	NHD045011616	DAVIDSON INTERIORS	FARMINGTON	125
20	NHD982202673	ABC FABRICATORS INC	LACONIA	120
21	NHD073990418	BURNDY CORP	LINCOLN	105
22	NHD001085026	DAVIDSON INTERIORS/TEXTRON	DOVER	103
23	NHD040244428	ELECTROPAC CO INC	MANCHESTER	99
24	NHD001085158	MARKEM CORP	KEENE	97
25	NHD081255788	ADVANCED CIRCUIT TECHNOLOGY	NASHUA	95
26	NHD000769869	NASHUA CORPORATION	MERRIMACK	91
27	NHD066755620	GTE OPERATIONS SUPPORT INC	GREENLAND	87
28	NHD986466688	CIRCUIT CONNECT INC	NASHUA	82
29	NHD001079896	JAMES RIVER CORP	BERLIN	81
30	NHD990717092	DEXTER CORPORATION	SEABROOK	75
31	NHD986484152	MANCHESTER HOUSING AND REDEVELOPMENT AUT	MANCHESTER	70
32	NHD001082676	TRIANGLE PACIFIC CORP	NASHUA	67
33	NHD048729685	BAILEY MANUFACTURING CORP	SEABROOK	66
34	NHD001038348	UPACO ADHESIVES	NASHUA	65
35	NHD980521843	TOTAL WASTE MANAGEMENT	NEWINGTON	63
36	NH8572824847	NH AIR NATIONAL GUARD	PEASE ANGB	63
37	NHD041463456	SIMPLEX TECHNOLOGIES INC	NEWINGTON	58
38	NHD982542458	GTEL ENVIRONMENTAL LABORATORIES	MILFORD	47
39	NHD980906812	PACE INC	HAMPTON	46
40	NHD982195315	PROTOTYPE CIRCUITS INC	LONDONDERRY	43
41	NHD073984288	OSRAM SYLVANIA INC	HILLSBORO	43
42	NHD073973588	INGERSOLL-RAND CO	NASHUA	41
43	NHD982200685	VISHAY SPRAGUE INC	HUDSON	40
44	NHD002059525	K W THOMPSON TOOL CO	ROCHESTER	40
45	NHD001078740	BRONZE CRAFT CORP	NASHUA	39
46	NHD101403509	NASHUA CIRCUITS INC	NASHUA	39
47	NHD066752734	FREUDENBERG-NOK GENERAL PARTNERSHIP	MANCHESTER	39
48	NHD037695236	HEIDELBERG HARRIS INC	DOVER	38
49	NHD001083609	LEWIS & SAUNDERS INC	LACONIA	37
50	NHD099362048	POLYCLAD LAMINATES	WEST FRANKLIN	36
TOTAL				10,998

NOTES: COLUMNS MAY NOT SUM DUE TO ROUNDING.
STATE MAY HAVE FEWER THAN FIFTY SHIPPERS.

NEW HAMPSHIRE

THERE WERE NO FACILITIES IN NEW HAMPSHIRE THAT REPORTED RECEIVING HAZARDOUS WASTE.

NEW HAMPSHIRE

1993 IMPORTS AND EXPORTS

NEW HAMPSHIRE DID NOT IMPORT ANY HAZARDOUS WASTE.

23 QUANTITY OF RCRA HAZARDOUS WASTE EXPORTED: 11,679 TONS

NEW JERSEY

1993 WASTE GENERATION

1 NUMBER OF RCRA LARGE QUANTITY GENERATORS (LQGS): 3120

2 QUANITY OF RCRA HAZARDOUS WASTE GENERATED: 17,977,002 TONS

3 FIFTY LARGEST RCRA HAZARDOUS WASTE GENERATORS IN THE STATE, 1993

RANK	EPA ID	SITE NAME	CITY	TOTAL GENERATED (TONS)
1	NJD002385730	E. I. DUPONT - CHAMBERS WORKS	DEEPWATER	17,096,589
2	NJD981133150	REPUBLIC ENVIRONMENTAL RECYCLING INC	CLAYTON	127,864
3	NJD002345247	CIRCUIT FOIL USA INC	BORDENTOWN	108,357
4	NJD002454544	MARISOL, INC.	MIDDLESEX	103,407
5	NJD986645984	BAYWAY REFINING COMPANY	LINDEN	60,852
6	NJD002182897	SAFETY-KLEEN CORP.	LINDEN	36,969
7	NJD069039626	SAFETY-KLEEN CORP.	CLAYTON	36,674
8	NJD980530109	MORTON INTERNATIONAL INC	CREAM RIDGE	29,785
9	NJD062037031	EXXON CO USA BAYWAY REFINERY	LINDEN	26,547
10	NJD991291105	S&W WASTE INC.	SO. KEARNY	21,907
11	NJD001700707	MONSANTO COMPANY	BRIDGEPORT	18,295
12	NJD085644110	CO STEEL RARITAN	PERTH AMBOY	11,337
13	NJD053288239	ROLLINS ENVIRONMENTAL SERVICES (NJ) INC.	BRIDGEPORT	11,205
14	NJD001599604	HAWARD CORP	NO ARLINGTON	10,450
15	NJD001317064	MERCK & CO INC	RAHWAY	9,697
16	NJD039116207	ASARCO INC C/O	PERTH AMBOY	8,317
17	NJD002329621	ARMOTEK INDUSTRIES	PALMYRA	8,096
18	NJD981137342	HARVARD INDUSTRIES, ESNA DIVISION	UNION	7,891
19	NJD986588390	SHELL SERVICE STATION	CLOSTER	7,579
20	NJD002194843	INTERNATIONAL FLAVORS & FRAGRANCES	UNION BEACH	7,063
21	NJD002186690	GENERAL MOTORS CORP	LINDEN	6,391
22	NJD068699107	G M C DELCO REMY DIV/PLT 12	NEW BRUNSWICK	6,271
23	NJD084044064	LIONETTI OIL RECOVERY CO	OLD BRIDGE	6,137
24	NJD056356066	BIOCRAFT LABORATORIES INC	WALDWICK	5,801
25	NJD980755367	JOHNSON MATTHEY INC	WEST DEPTFORD	5,518
26	NJD001519107	HOEGANAES CORP	RIVERTON	5,299
27	NJD001605559	M.I. HOLDINGS INC	JERSEY CITY	5,057
28	NJD002325074	LENOX CHINA	ABSECON	3,985
29	NJD002191211	HOFFMANN-LA ROCHE INC	NUTLEY	3,441
30	NJD002173276	AMERICAN CYANAMID COMPANY	BRIDGEWATER	3,371
31	NJD986586733	NJTA GROVER CLEVELAND SVC AREA 10N	SEWAREN	3,112
32	NJD020783304	FRAGRANCE RESOURCES INC	KEYPORT	3,106
33	NJD986586386	NJTA INTERCHANGE 14 TOLL PLAZA	NEWARK	3,039
34	NJD001317601	SCHERING CORPORATION	UNION	2,939
35	NJD061071890	I.S.P. MANAGEMENT INC	WAYNE	2,931
36	NJD002173946	E.I. DUPONT DE NEMOURS & CO INC	POMPTON LAKES	2,874
37	NJD061843249	NL INDUSTRIES SUPERFUND SITE	PEDRICKTOWN	2,794
38	NJD002373579	AIR PRODUCTS AND CHEMICALS INC	PAULSBORO	2,793
39	NJD045445483	AMERADA HESS (PORT READING) CORPORATION	PORT READING	2,699
40	NJD002349058	HERCULES INCORPORATED	GIBBSTOWN	2,324
41	NJD000768234	WEST END GAS PLANT	JERSEY CITY	2,310
42	NJD002141190	CPS CHEMICAL COMPANY	OLD BRIDGE	2,308
43	NJD011550092	E.R. SQUIBB & SONS INC	NORTH BRUNSWICK	2,224
44	NJD051406346	SONY MUSIC ENTERTAINMENT INC	PITMAN	2,139
45	NJD002156354	GIVAUDAN-ROURE CORPORATION	CLIFTON	2,119
46	NJD981876675	BUCKEYE PIPE LINE COMPANY LP	LINDEN	2,112
47	NJD986582336	COLORITE PLASTICS	RIDGEFIELD	2,107
48	NJD000768028	HARRISON GAS PLANT	DK	2,008
49	NJD002342517	MARTIN MATIETTA CORPORATION	CAMDEN	1,799
50	NJD986578953	MILLER CHEMICAL & FERTILIZER CORP.	ROBBINSVILLE	1,746
TOTAL				17,849,634

NOTE: STATE MAY HAVE FEWER THAN FIFTY GENERATORS.

NEW JERSEY

1993 WASTE GENERATION, CONTINUED

4 QUANTITIES OF WASTE GENERATED IN 1993 THAT WERE

- REPORTED WITH ONLY CHARACTERISTIC WASTE CODES
- REPORTED WITH ONLY LISTED WASTE CODES
- REPORTED WITH BOTH CHARACTERISTIC AND LISTED WASTE CODES

WASTE HAS ONLY CHARACTERISTIC CODES	TONS OF WASTE GENERATED	WASTE HAS ONLY LISTED CODES	TONS OF WASTE GENERATED	WASTE HAS BOTH CHARACTERISTIC AND LISTED CODES	TONS OF WASTE GENERATED
ONLY IGNITABLE	319,411	ONLY AN F CODE	122,259		
ONLY CORROSIVE	1,281,486	ONLY A K CODE	6,741		
ONLY REACTIVE	1,288	ONLY A P CODE	580		
ONLY D004-17	5,381,759	ONLY A U CODE	5,306		
ONLY D018-43	3,901,548				
HAS MORE THAN ONE CHARACTERISTIC CODE	5,868,466	HAS MORE THAN ONE LISTED CODE	39,714		
TOTAL	16,753,958	TOTAL	174,600	TOTAL CHAR. AND LISTED	1,048,417

5 QUANTITIES OF WASTE GENERATED IN 1993 THAT WERE MULTIPLY CODED

WASTE HAS ONLY CHARACTERISTIC CODES BUT MORE THAN ONE APPLIES	TONS OF WASTE GENERATED	ONLY LISTED CODES BUT HAS MORE THAN ONE	TONS OF WASTE GENERATED	BOTH CHAR. & LISTED CODES	TONS OF WASTE GENERATED
HAS IGNITABLE CODE	442,102			IGN. W/ AT LEAST 1 LSTD	198,628
HAS CORROSIVE CODE	4,123,483			CORR. W/ AT LEAST 1 LSTD	2,659
HAS REACTIVE CODE	27,379			REACT. W/ AT LEAST 1 LSTD	323
HAS D004-D017 CODE	5,006,350			D004-17 W/ AT LEAST 1 LSTD	809,227
HAS D018-D043 CODE	2,217,934			D018-43 W/ AT LEAST 1 LSTD	938,334
		HAS AN F CODE	39,681	F WASTE W/ AT LEAST 1 CHAR	992,390
		HAS A K CODE	36,789	K WASTE W/ AT LEAST 1 CHAR	22,535
		HAS A P CODE	632	P WASTE W/ AT LEAST 1 CHAR	135
		HAS A U CODE	39,531	U WASTE W/ AT LEAST 1 CHAR	34,860
TOTAL	5,868,466	TOTAL	39,714	TOTAL	1,048,417

NOTE: COLUMNS DO NOT SUM TO TOTAL BECAUSE A WASTE CODE MAY APPLY TO MORE THAN ONE WASTE.
MIXTURES WITH IGNITABLE, CORROSIVE, REACTIVE, D004-17, AND D018-43 CHARACTERISTIC CODES ALSO MAY CONTAIN OTHER CHARACTERISTIC WASTE CODES.
SIMILARLY, WASTES WITH F,K,P, AND U LISTED CODES MAY HAVE OTHER LISTED WASTE CODES.

NEW JERSEY

1993 WASTE MANAGEMENT

6 NUMBER OF RCRA TSD FACILITIES: 158

7 QUANITY OF RCRA HAZARDOUS WASTE MANAGED: 17,557,748 TONS

8 FIFTY LARGEST RCRA HAZARDOUS WASTE MANAGEMENT FACILITIES, 1993

RANK	EPAID	SITE NAME	CITY	TONS OF WASTE MANAGED
1	NJD002385730	E. I. DUPONT - CHAMBERS WORKS	DEEPWATER	17,138,088
2	NJD981133150	REPUBLIC ENVIRONMENTAL RECYCLING INC	CLAYTON	134,107
3	NJD069039626	SAFETY-KLEEN CORP.	CLAYTON	63,091
4	NJD002182897	SAFETY-KLEEN CORP.	LINDEN	61,816
5	NJD986645984	BAYWAY REFINING COMPANY	LINDEN	39,458
6	NJD053288239	ROLLINS ENVIRONMENTAL SERVICES (NJ) INC.	BRIDGEPORT	31,379
7	NJD089216790	CHEMICAL WASTE MANAGEMENT OF NJ, INC.	NEWARD	28,275
8	NJD062037031	EXXON CO USA BAYWAY REFINERY	LINDEN	24,854
9	NJD991291105	S&W WASTE INC.	SO. KEARNY	14,300
10	NJD002141950	CP CHEMICAL, INC.	SEWAREN	7,909
11	NJD002454544	MARISOL, INC.	MIDDLESEX	3,635
12	NJD002373579	AIR PRODUCTS AND CHEMICALS INC	PAULSBORO	2,502
13	NJD002141190	CPS CHEMICAL COMPANY	OLD BRIDGE	2,318
14	NJD002173276	AMERICAN CYANAMID COMPANY	BRIDGEWATER	2,215
15	NJD041211392	ENGELHARD CORPORATION	CARTERET	1,668
16	NJD980753875	AUSIMONT USA INC.	THOROFARE	1,271
17	NJD002173946	E.I. DUPONT DE NEMOURS & CO INC	POMPTON LAKES	506
18	NJD001787944	ZENECA INC. - BAYONNE SITE	BAYONNE	215
19	NJD002482602	HUNTSMAN POLYPROPYLENE CORP.	WEST DEPTFORD TOWNSHIP	112
20	NJD986649564	WEBTECH, INC.	ROBBINSVILLE	13
21	NJD001317601	SCHERING CORPORATION	UNION	10
22	NJD045445483	AMERADA HESS (PORT READING) CORPORATION	PORT READING	5
23	NJD980647713	PATTON DIV OF ENGRAPH INC	MOORESTOWN	1
24	NJD011427895	L & L OIL SERVICE	ABERDEEN	0
TOTAL				17,557,748

NOTE: STATE MAY HAVE FEWER THAN FIFTY FACILITIES THAT MANAGED WASTES.
WASTE ONLY MANAGED BY STORAGE IS NOT INCLUDED.

NEW JERSEY

1993 WASTE MANAGEMENT, CONTINUED

9 QUANTITY OF RCRA HAZARDOUS WASTE MANAGED BY MANAGEMENT METHOD, 1993

MANAGEMENT METHOD	SYSTEM TYPE CODE	QUANTITY MANAGED (TONS)	PERCENTAGE OF QUANTITY	NUMBER OF FACILITIES	PERCENTAGE OF FACILITIES
SOLVENTS RECOVERY	M021-M029	95,505	1	7	29
OTHER RECOVERY	M031-M039	0	0	1	4
INCINERATION	M041-M049	36,842	0	5	21
ENERGY RECOVERY (REUSE AS FUEL)	M051-M059	112	0	1	4
FUEL BLENDING	M061-----	176,360	1	4	17
AQUEOUS INORGANIC TREATMENT	M071-M079	26,079	0	3	13
AQUEOUS ORGANIC TREATMENT	M081-M089	83,227	0	5	21
AQUEOUS ORGANIC AND INORGANIC TREATMENT	M091-M099	17,065,052	97	2	8
SLUDGE TREATMENT	M101-M109	1,335	0	2	8
STABILIZATION	M111-M119	6,974	0	2	8
OTHER TREATMENT	M121-M129	23,675	0	7	29
LAND TREATMENT / APPLICATION / FARMING	M131-DISP	5	0	1	4
LANDFILL	M132-DISP	42,582	0	1	4
TOTAL		17,557,748	100	24	

10 MANAGEMENT METHOD, BY QUANTITY OF RCRA HAZARDOUS WASTE MANAGED, 1993

MANAGEMENT METHOD	SYSTEM TYPE CODE	QUANTITY MANAGED (TONS)	PERCENTAGE OF QUANTITY	NUMBER OF FACILITIES	PERCENTAGE OF FACILITIES
AQUEOUS ORGANIC AND INORGANIC TREATMENT	M091-M099	17,065,052	97	2	8
FUEL BLENDING	M061-----	176,360	1	4	17
SOLVENTS RECOVERY	M021-M029	95,505	1	7	29
AQUEOUS ORGANIC TREATMENT	M081-M089	83,227	0	5	21
LANDFILL	M132-DISP	42,582	0	1	4
INCINERATION	M041-M049	36,842	0	5	21
AQUEOUS INORGANIC TREATMENT	M071-M079	26,079	0	3	13
OTHER TREATMENT	M121-M129	23,675	0	7	29
STABILIZATION	M111-M119	6,974	0	2	8
SLUDGE TREATMENT	M101-M109	1,335	0	2	8
ENERGY RECOVERY (REUSE AS FUEL)	M051-M059	112	0	1	4
LAND TREATMENT / APPLICATION / FARMING	M131-DISP	5	0	1	4
OTHER RECOVERY	M031-M039	0	0	1	4
TOTAL		17,557,748	100	24	

NOTE: FACILITIES WITH ONLY STORAGE UNITS ARE EXCLUDED.
COLUMNS MAY NOT SUM DUE TO ROUNDING.
COLUMNS MAY NOT SUM TO TOTAL BECAUSE FACILITIES MAY HAVE MULTIPLE HANDLING METHODS.

NEW JERSEY

1993 WASTE MANAGEMENT, CONTINUED

11 MANAGEMENT METHOD AND QUANTITY OF RCRA HAZARDOUS WASTE MANAGED BY NUMBER OF FACILITIES, 1993

MANAGEMENT METHOD	SYSTEM TYPE CODE	QUANTITY MANAGED (TONS)	PERCENTAGE OF QUANTITY	NUMBER OF FACILITIES	PERCENTAGE OF FACILITIES
SOLVENTS RECOVERY	M021-M029	95,505	1	7	29
OTHER TREATMENT	M121-M129	23,675	0	7	29
INCINERATION	M041-M049	36,842	0	5	21
AQUEOUS ORGANIC TREATMENT	M081-M089	83,227	0	5	21
FUEL BLENDING	M061-----	176,360	1	4	17
AQUEOUS INORGANIC TREATMENT	M071-M079	26,079	0	3	13
AQUEOUS ORGANIC AND INORGANIC TREATMENT	M091-M099	17,065,052	97	2	8
SLUDGE TREATMENT	M101-M109	1,335	0	2	8
STABILIZATION	M111-M119	6,974	0	2	8
OTHER RECOVERY	M031-M039	0	0	1	4
ENERGY RECOVERY (REUSE AS FUEL)	M051-M059	112	0	1	4
LAND TREATMENT / APPLICATION / FARMING	M131-DISP	5	0	1	4
LANDFILL	M132-DISP	42,582	0	1	4
TOTAL		17,557,748	100	24	

NOTE: FACILITIES WITH ONLY STORAGE UNITS ARE EXCLUDED.
COLUMNS MAY NOT SUM DUE TO ROUNDING.
COLUMNS MAY NOT SUM TO TOTAL BECAUSE FACILITIES MAY HAVE MULTIPLE HANDLING METHODS.

12 QUANTITY AND PERCENTAGE OF RCRA HAZARDOUS WASTEWATER AND NON-WASTEWATER MANAGED IN 1993

MANAGEMENT TYPE	TONS	PERCENTAGE
WASTEWATER	17,211,534	98.0
NON-WASTEWATER	346,213	2.0
TOTAL	17,557,748	100.0

NEW JERSEY

1993 WASTE SHIPMENTS

13 NUMBER OF RCRA HAZARDOUS WASTE SHIPPERS: 2917

14 QUANITIY OF RCRA HAZARDOUS WASTE SHIPPED: 544,213 TONS

15 FIFTY LARGEST RCRA HAZARDOUS WASTE SHIPPERS, 1993

RANK	EPA ID	SITE NAME	CITY	QUANTITY SHIPPED (TONS)
1	NJD981133150	REPUBLIC ENVIRONMENTAL RECYCLING INC	CLAYTON	128,289
2	NJD002182897	SAFETY-KLEEN CORP.	LINDEN	29,592
3	NJD002454544	MARISOL, INC.	MIDDLESEX	25,502
4	NJD991291105	S&W WASTE INC.	SO. KEARNY	21,961
5	NJD986645984	BAYWAY REFINING COMPANY	LINDEN	21,393
6	NJD001700707	MONSANTO COMPANY	BRIDGEPORT	16,285
7	NJD084044064	LIONETTI OIL RECOVERY CO	OLD BRIDGE	12,274
8	NJD085644110	CO STEEL RARITAN	PERTH AMBOY	11,337
9	NJD053288239	ROLLINS ENVIRONMENTAL SERVICES (NJ) INC.	BRIDGEPORT	9,803
10	NJD039116207	ASARCO INC C/O	PERTH AMBOY	8,317
11	NJD001317064	MERCK & CO INC	RAHWAY	7,901
12	NJD002194843	INTERNATIONAL FLAVORS & FRAGRANCES	UNION BEACH	6,764
13	NJD011717584	CURCIO SCRAP METAL INC	SADDLE BROOK	6,521
14	NJD002186690	GENERAL MOTORS CORP	LINDEN	6,391
15	NJD068699107	G M C DELCO REMY DIV/PLT 12	NEW BRUNSWICK	6,271
16	NJD980536593	ADVANCED ENVIRONMENTAL TECHNOLOGY CORP.	FLANDERS	5,892
17	NJD056356066	BIOCRAFT LABORATORIES INC	WALDWICK	5,801
18	NJD980755367	JOHNSON MATTHEY INC	WEST DEPTFORD	5,512
19	NJD002191211	HOFFMANN-LA ROCHE INC	NUTLEY	5,441
20	NJD001605559	M.I. HOLDINGS INC	JERSEY CITY	5,057
21	NJD069039626	SAFETY-KLEEN CORP.	CLAYTON	4,795
22	NJD054120571	JAME FINE CHEMICALS	BOUND BROOK	4,524
23	NJD000768093	SAFTY-KLEEN CORP.	NEWARK	3,932
24	NJD002385730	E. I. DUPONT - CHAMBERS WORKS	DEEPWATER	3,882
25	NJD986586733	NJTA GROVER CLEVELAND SVC AREA 10N	SEWAREN	3,112
26	NJD020783304	FRAGRANCE RESOURCES INC	KEYPORT	3,106
27	NJD986586386	NJTA INTERCHANGE 14 TOLL PLAZA	NEWARK	3,039
28	NJD061071890	I.S.P. MANAGEMENT INC	WAYNE	2,931
29	NJD001317601	SCHERING CORPORATION	UNION	2,928
30	NJD002173946	E.I. DUPONT DE NEMOURS & CO INC	POMPTON LAKES	2,871
31	NJD002345247	CIRCUIT FOIL USA INC	BORDENTOWN	2,860
32	NJD061843249	NL INDUSTRIES SUPERFUND SITE	PEDRICKTOWN	2,794
33	NJD045445483	AMERADA HESS (PORT READING) CORPORATION	PORT READING	2,694
34	NJD002173276	AMERICAN CYANAMID COMPANY	BRIDGEWATER	2,667
35	NJD002141950	CP CHEMICAL, INC.	SEWAREN	2,332
36	NJD002349058	HERCULES INCORPORATED	GIBBSTOWN	2,326
37	NJD000768234	WEST END GAS PLANT	JERSEY CITY	2,310
38	NJD002141190	CPS CHEMICAL COMPANY	OLD BRIDGE	2,308
39	NJD011550092	E.R. SQUIBB & SONS INC	NORTH BRUNSWICK	2,226
40	NJD051406346	SONY MUSIC ENTERTAINMENT INC	PITMAN	2,139
41	NJD002156354	GIVAUDAN-ROURE CORPORATION	CLIFTON	2,119
42	NJD981876675	BUCKEYE PIPE LINE COMPANY LP	LINDEN	2,112
43	NJD986582336	COLORITE PLASTICS	RIDGEFIELD	2,107
44	NJD000768028	HARRISON GAS PLANT	DK	2,008
45	NJD982796310	ACTIVE OIL SERVICE	NEWARK	1,847
46	NJD986578953	MILLER CHEMICAL & FERTILIZER CORP.	ROBBINSVILLE	1,841
47	NJD002342517	MARTIN MATIETTA CORPORATION	CAMDEN	1,796
48	NJD002146504	ISP VAN DYK INC	BELLEVILLE	1,708
49	NJD062037031	EXXON CO USA BAYWAY REFINERY	LINDEN	1,693
50	NJD986579449	SQUARE D COMPANY	BORDENTOWN	1,660
TOTAL				424,973

NOTES: COLUMNS MAY NOT SUM DUE TO ROUNDING.
STATE MAY HAVE FEWER THAN FIFTY SHIPPERS.

NEW JERSEY

1993 WASTE RECEIPTS

16 NUMBER OF RCRA HAZARDOUS WASTE RECEIVERS: 17

17 QUANITIY OF RCRA HAZARDOUS WASTE RECEIVED: 224,586 TONS

18 FIFTY LARGEST RCRA HAZARDOUS WASTE RECEIVERS, 1993

RANK	EPA ID	SITE NAME	CITY	QUANTITY RECEIVED (TONS)
1	NJD002385730	E. I. DUPONT - CHAMBERS WORKS	DEEPWATER	47,827
2	NJD002182897	SAFETY-KLEEN CORP.	LINDEN	43,008
3	NJD069039626	SAFETY-KLEEN CORP.	CLAYTON	31,735
4	NJD089216790	CHEMICAL WASTE MANAGEMENT OF NJ, INC.	NEWARD	29,999
5	NJD053288239	ROLLINS ENVIRONMENTAL SERVICES (NJ) INC.	BRIDGEPORT	29,820
6	NJD991291105	S&W WASTE INC.	SO. KEARNY	14,317
7	NJD002141950	CP CHEMICAL, INC.	SEWAREN	8,256
8	NJD980536593	ADVANCED ENVIRONMENTAL TECHNOLOGY CORP.	FLANDERS	6,053
9	NJD002454544	MARISOL, INC.	MIDDLESEX	3,635
10	NJD000768093	SAFTY-KLEEN CORP.	NEWARK	3,385
11	NJD002141190	CPS CHEMICAL COMPANY	OLD BRIDGE	2,318
12	NJD000768077	SAFETY-KLEEN CORP.	BOUNDBROOK	1,555
13	NJD000768101	SAFETY-KLEEN CORP.	SOUTHAMPTON	1,205
14	NJD981133150	REPUBLIC ENVIRONMENTAL RECYCLING INC	CLAYTON	835
15	NJD047318043	DETREX CORPORATION	CINNAMINSON	600
16	NJD002191211	HOFFMANN-LA ROCHE INC	NUTLEY	37
17	NJD002173144	AMERICAN CYANAMID CO.	LINDEN	1
TOTAL				224,586

NOTES: COLUMNS MAY NOT SUM DUE TO ROUNDING.
STATE MAY HAVE FEWER THAN FIFTY FACILITIES THAT RECEIVED WASTE.

NEW JERSEY

1993 WASTE RECEIPTS, CONTINUED

19 QUANTITY OF RCRA HAZARDOUS WASTE MANAGED, BY MANGEMENT METHOD, LIMITED TO WASTE RECEIVED FROM OFFSITE, 1993

MANAGEMENT METHOD	SYSTEM TYPE CODE	QUANTITY MANAGED (TONS)	PERCENTAGE OF QUANTITY	NUMBER OF FACILITIES	PERCENTAGE OF FACILITIES
SOLVENTS RECOVERY	M021-M029	45,270	22	4	40
INCINERATION	M041-M049	30,485	15	2	20
FUEL BLENDING	M061-----	43,087	21	4	40
AQUEOUS INORGANIC TREATMENT	M071-M079	25,238	12	2	20
AQUEOUS ORGANIC TREATMENT	M081-M089	32,184	15	3	30
AQUEOUS ORGANIC AND INORGANIC TREATMENT	M091-M099	20,207	10	2	20
SLUDGE TREATMENT	M101-M109	223	0	1	10
STABILIZATION	M111-M119	6,067	3	1	10
OTHER TREATMENT	M121-M129	6,853	3	3	30
TOTAL		209,615	100	10	

20 MANAGEMENT METHOD, BY QUANTITY OF RCRA HAZARDOUS WASTE MANAGED, LIMITED TO WASTE RECEIVED FROM OFFSITE, 1993

MANAGEMENT METHOD	SYSTEM TYPE CODE	QUANTITY MANAGED (TONS)	PERCENTAGE OF QUANTITY	NUMBER OF FACILITIES	PERCENTAGE OF FACILITIES
SOLVENTS RECOVERY	M021-M029	45,270	22	4	40
FUEL BLENDING	M061-----	43,087	21	4	40
AQUEOUS ORGANIC TREATMENT	M081-M089	32,184	15	3	30
INCINERATION	M041-M049	30,485	15	2	20
AQUEOUS INORGANIC TREATMENT	M071-M079	25,238	12	2	20
AQUEOUS ORGANIC AND INORGANIC TREATMENT	M091-M099	20,207	10	2	20
OTHER TREATMENT	M121-M129	6,853	3	3	30
STABILIZATION	M111-M119	6,067	3	1	10
SLUDGE TREATMENT	M101-M109	223	0	1	10
TOTAL		209,615	100	10	

NOTE: FACILITIES WITH ONLY STORAGE UNITS ARE EXCLUDED.
COLUMNS MAY NOT SUM DUE TO ROUNDING.
COLUMNS MAY NOT SUM TO TOTAL BECAUSE FACILITIES MAY HAVE MULTIPLE HANDLING METHODS.

NEW JERSEY

1993 WASTE RECEIPTS, CONTINUED

21 MANAGEMENT METHOD AND QUANTITY OF RCRA HAZARDOUS WASTE MANAGED, BY NUMBER OF FACILITIES, LIMITED TO WASTE RECEIVED FROM OFF SITE, 1993

MANAGEMENT METHOD	SYSTEM TYPE CODE	QUANTITY MANAGED (TONS)	PERCENTAGE OF QUANTITY	NUMBER OF FACILITIES	PERCENTAGE OF FACILITIES
SOLVENTS RECOVERY	M021-M029	45,270	22	4	40
FUEL BLENDING	M061-----	43,087	21	4	40
AQUEOUS ORGANIC TREATMENT	M081-M089	32,184	15	3	30
OTHER TREATMENT	M121-M129	6,853	3	3	30
INCINERATION	M041-M049	30,485	15	2	20
AQUEOUS INORGANIC TREATMENT	M071-M079	25,238	12	2	20
AQUEOUS ORGANIC AND INORGANIC TREATMENT	M091-M099	20,207	10	2	20
SLUDGE TREATMENT	M101-M109	223	0	1	10
STABILIZATION	M111-M119	6,067	3	1	10
TOTAL		209,615	100	10	

NOTE: FACILITIES WITH ONLY STORAGE UNITS ARE EXCLUDED.
COLUMNS MAY NOT SUM DUE TO ROUNDING.
COLUMNS MAY NOT SUM TO TOTAL BECAUSE FACILITIES MAY HAVE MULTIPLE HANDLING METHODS.

NEW JERSEY

1993 IMPORTS AND EXPORTS

22	QUANTITY OF RCRA HAZARDOUS WASTE IMPORTED:	138,153 TONS
23	QUANTITY OF RCRA HAZARDOUS WASTE EXPORTED:	276,399 TONS

NEW MEXICO

1993 WASTE GENERATION

1 NUMBER OF RCRA LARGE QUANTITY GENERATORS (LQGS): 60

2 QUANITY OF RCRA HAZARDOUS WASTE GENERATED: 176,409 TONS

3 FIFTY LARGEST RCRA HAZARDOUS WASTE GENERATORS IN THE STATE, 1993

RANK	EPA ID	SITE NAME	CITY	TOTAL GENERATED (TONS)
1	NMD089416416	BLOOMFIELD REFINING COMPANY	BLOOMFIELD	165,936
2	NMD000609339	INTEL CORPORATION	RIO RANCHO	5,009
3	NMD986682862	EL PASO NATURAL GAS CO. 3B-1 COMPR ST.	BLANCO	2,616
4	NMD048918817	NAVAJO REFINING CO.	ARTESIA	910
5	NM0890010515	U.S. DOE LOS ALAMOS NATIONAL LABORATORY	LOS ALAMOS	250
6	NMD052684578	GE AIRCRAFT ENGINES	ALBUQUERQUE	171
7	NM8800019434	NASA JOHNSON SPACE CENTER WSTF	LAS CRUCES	165
8	NMD000709782	PHILIPS SEMICONDUCTORS	ALBUQUERQUE	164
9	NM5890110518	SANDIA NATIONAL LABORATORIES	ALBUQUERQUE	146
10	NM6572124422	HOLLOMAN AIR FORCE BASE	HOLLOMAN AFB	96
11	NMD980744551	MOTOROLA CERAMIC PRODUCTS	ALBUQUERQUE	89
12	NMD000792986	PHILLIPS PIPE LINE COMPANY	ALBUQUERQUE	75
13	NMD069892594	TRANSPORTATION MANUFACTURING CORP.	ROSWELL	72
14	NM7572124454	CANNON AIR FORCE BASE	CANNON AIR FROCE BASE	58
15	NM9570024423	KIRTLAND AIR FORCE BASE	ALBUQUERQUE	56
16	NMD000729004	LAGUNA	LAGUNA	55
17	NMD986676955	TRANSWESTERN PIPELINE COMPANY STA. 9	ROSWELL	46
18	NMD986682920	LEE RANCH COAL COMPANY	GRANTS	37
19	NM2750211235	U.S. ARMY WHITE SANDS MISSILE RANGE, NM	WSMR	35
20	NMD980508022	THE PITTSBURG & MIDWAY COAL MINING CO.	GALLUP	33
21	NMD052686896	DIGITAL EQUIPMENT CORPORATION	ALBUQUERQUE	30
22	NMD000729053	TRANSWESTERN PIPELINE COMPANY - STA. 7	MOUNTAINAIR	26
23	NMD981144132	TRANSPORTATION MANUFACTURING CORP.	ROWESLL	24
24	NMD980621197	UNIVERSITY OF NEW MEXICO	ALBUQUERQUE	23
25	NMD056773765	SIEMENS STROMBERG CARLSON	ALBUQUERQUE	20
26	NMD083212332	SPARTON TECHNOLOGY, INC.	ALBUQUERQUE	15
27	NMD097970065	ACADEMY CORPORATION	ALBUQUERQUE	14
28	NMD075088252	NEW MEXICO STATE UNIVERSITY/A-MOUNTAIN	LAS CRUCES	14
29	NMD360010573	TRANSWESTERN PIPELINE CO.-STA 8 CORONA	CAPITAN	13
30	NMD064913882	PONDEROSA PRODUCTS, INC.	ALBUQUERQUE	13
31	NMD007396930	CHINO MINES COMPANY	HURLEY, NM	13
32	NMD000610303	HONEYWELL DEFENSE AVIONICS	ALBUQUERQUE	13
33	NMD094139599	TRANSWESTERN PIPELINE CO.-STA 5.THOREAU	THOREAU	12
34	NMT360010227	EL PASO NATURAL GAS-JAL GENERAL	JAL	11
35	NMD041358904	NEW MEXICO INST. OF MINING & TECHNOLOGY	SOCORRO	11
36	NMD007112345	RUST TRACTOR	ALBUQUERQUE	10
37	NM0980335624	PLAINS ELECTRIC ESCALANTE	PREWITT	10
38	NMD108386368	TRANSWESTERN PIPELINE COMPANY RIO GRANDE	BELEN	10
39	NMD986670297	CONOCO SAN JUAN GAS PROCESSING PLANT	BLOOMFIELD	10
40	NMD083212712	ROADWAY EXPRESS	ALBUQUERQUE	10
41	NMP360027004	TRANSWESTERN PIPELINE COMPANY	BLOOMFIELD	9
42	NMD047140256	GENERAL ELECTRIC CO.	ALBUQUERQUE	9
43	NMD035806405	PHELPS DODGE MINING CO.-TYRONE BRANCH	TYRONE	9
44	NMD000333559	UNICHEM INTERNATIONAL	HOBBS	8
45	NM4890139088	U.S. DOE WIPP	CARLSBAD	7
46	NMD035686823	GULTON DATA SYSTEMS	ALBUQUERQUE	7
47	NMD981597123	SAN JUAN COAL COMPANY/SAN JUAN MINE	WATERFLOW	7
48	NMP360030206	MERIDIAN OIL WINGATE PLANT	GALLUP	6
49	NMD045271053	TEXACO SALES TERMINAL-BROADWAY	ALBQ	5
50	NMD000333211	GIANT REFINING COMPANY	JAMESTOWN	4
TOTAL				176,392

NOTE: STATE MAY HAVE FEWER THAN FIFTY GENERATORS.

NEW MEXICO

1993 WASTE GENERATION, CONTINUED

4 QUANTITIES OF WASTE GENERATED IN 1993 THAT WERE

- REPORTED WITH ONLY CHARACTERISTIC WASTE CODES
- REPORTED WITH ONLY LISTED WASTE CODES
- REPORTED WITH BOTH CHARACTERISTIC AND LISTED WASTE CODES

WASTE HAS ONLY CHARACTERISTIC CODES	TONS OF WASTE GENERATED	WASTE HAS ONLY LISTED CODES	TONS OF WASTE GENERATED	WASTE HAS BOTH CHARACTERISTIC AND LISTED CODES	TONS OF WASTE GENERATED
ONLY IGNITABLE	218	ONLY AN F CODE	132		
ONLY CORROSIVE	3,822	ONLY A K CODE	911		
ONLY REACTIVE	9	ONLY A P CODE	1		
ONLY D004-17	2,911	ONLY A U CODE	7		
ONLY D018-43	165,848				
HAS MORE THAN ONE CHARACTERISTIC CODE	526	HAS MORE THAN ONE LISTED CODE	2		
TOTAL	173,334	TOTAL	1,054	TOTAL CHAR. AND LISTED	1,958

5 QUANTITIES OF WASTE GENERATED IN 1993 THAT WERE MULTIPLY CODED

WASTE HAS ONLY CHARACTERISTIC CODES BUT MORE THAN ONE APPLIES	TONS OF WASTE GENERATED	ONLY LISTED CODES BUT HAS MORE THAN ONE	TONS OF WASTE GENERATED	BOTH CHAR. & LISTED CODES	TONS OF WASTE GENERATED
HAS IGNITABLE CODE	404			IGN. W/ AT LEAST 1 LSTD	1,663
HAS CORROSIVE CODE	231			CORR. W/ AT LEAST 1 LSTD	8
HAS REACTIVE CODE	10			REACT. W/ AT LEAST 1 LSTD	1
HAS D004-D017 CODE	362			D004-17 W/ AT LEAST 1 LSTD	451
HAS D018-D043 CODE	193			D018-43 W/ AT LEAST 1 LSTD	254
		HAS AN F CODE	0	F WASTE W/ AT LEAST 1 CHAR	1,766
		HAS A K CODE	0	K WASTE W/ AT LEAST 1 CHAR	184
		HAS A P CODE	2	P WASTE W/ AT LEAST 1 CHAR	1
		HAS A U CODE	2	U WASTE W/ AT LEAST 1 CHAR	8
TOTAL	526	TOTAL	2	TOTAL	1,958

NOTE: COLUMNS DO NOT SUM TO TOTAL BECAUSE A WASTE CODE MAY APPLY TO MORE THAN ONE WASTE.
MIXTURES WITH IGNITABLE, CORROSIVE, REACTIVE, D004-17, AND D018-43 CHARACTERISTIC CODES ALSO MAY CONTAIN OTHER CHARACTERISTIC WASTE CODES.
SIMILARLY, WASTES WITH F,K,P, AND U LISTED CODES MAY HAVE OTHER LISTED WASTE CODES.

NEW MEXICO

1993 WASTE MANAGEMENT

6 NUMBER OF RCRA TSD FACILITIES: 15

7 QUANITY OF RCRA HAZARDOUS WASTE MANAGED: 165,968 TONS

8 FIFTY LARGEST RCRA HAZARDOUS WASTE MANAGEMENT FACILITIES, 1993

RANK	EPAID	SITE NAME	CITY	TONS OF WASTE MANAGED
1	NMD089416416	BLOOMFIELD REFINING COMPANY	BLOOMFIELD	165,752
2	NM8800019434	NASA JOHNSON SPACE CENTER WSTF	LAS CRUCES	153
3	NM0890010515	U.S. DOE LOS ALAMOS NATIONAL LABORATORY	LOS ALAMOS	62
4	NM5572124456	MELROSE AIR FORCE RANGE	MELROSE AIR FORCE RANGE	0
5	NM5890110518	SANDIA NATIONAL LABORATORIES	ALBUQUERQUE	0
TOTAL				165,968

NOTE: STATE MAY HAVE FEWER THAN FIFTY FACILITIES THAT MANAGED WASTES.
WASTE ONLY MANAGED BY STORAGE IS NOT INCLUDED.

NEW MEXICO

1993 WASTE MANAGEMENT, CONTINUED

9 QUANTITY OF RCRA HAZARDOUS WASTE MANAGED BY MANAGEMENT METHOD, 1993

MANAGEMENT METHOD	SYSTEM TYPE CODE	QUANTITY MANAGED (TONS)	PERCENTAGE OF QUANTITY	NUMBER OF FACILITIES	PERCENTAGE OF FACILITIES
AQUEOUS INORGANIC TREATMENT	M071-M079	0	0	1	20
AQUEOUS ORGANIC TREATMENT	M081-M089	165,752	100	1	20
STABILIZATION	M111-M119	60	0	1	20
OTHER TREATMENT	M121-M129	156	0	4	80
OTHER DISPOSAL SPECIFIED IN COMMENTS	M137-DISP	0	0	1	20
TOTAL		165,968	100	5	

10 MANAGEMENT METHOD, BY QUANTITY OF RCRA HAZARDOUS WASTE MANAGED, 1993

MANAGEMENT METHOD	SYSTEM TYPE CODE	QUANTITY MANAGED (TONS)	PERCENTAGE OF QUANTITY	NUMBER OF FACILITIES	PERCENTAGE OF FACILITIES
AQUEOUS ORGANIC TREATMENT	M081-M089	165,752	100	1	20
OTHER TREATMENT	M121-M129	156	0	4	80
STABILIZATION	M111-M119	60	0	1	20
AQUEOUS INORGANIC TREATMENT	M071-M079	0	0	1	20
OTHER DISPOSAL SPECIFIED IN COMMENTS	M137-DISP	0	0	1	20
TOTAL		165,968	100	5	

NOTE: FACILITIES WITH ONLY STORAGE UNITS ARE EXCLUDED.
COLUMNS MAY NOT SUM DUE TO ROUNDING.
COLUMNS MAY NOT SUM TO TOTAL BECAUSE FACILITIES MAY HAVE MULTIPLE HANDLING METHODS.

NEW MEXICO

1993 WASTE MANAGEMENT, CONTINUED

11 MANAGEMENT METHOD AND QUANTITY OF RCRA HAZARDOUS WASTE MANAGED BY NUMBER OF FACILITIES, 1993

MANAGEMENT METHOD	SYSTEM TYPE CODE	QUANTITY MANAGED (TONS)	PERCENTAGE OF QUANTITY	NUMBER OF FACILITIES	PERCENTAGE OF FACILITIES
OTHER TREATMENT	M121-M129	156	0	4	80
AQUEOUS INORGANIC TREATMENT	M071-M079	0	0	1	20
AQUEOUS ORGANIC TREATMENT	M081-M089	165,752	100	1	20
STABILIZATION	M111-M119	60	0	1	20
OTHER DISPOSAL SPECIFIED IN COMMENTS	M137-DISP	0	0	1	20
TOTAL		165,968	100	5	

NOTE: FACILITIES WITH ONLY STORAGE UNITS ARE EXCLUDED.
COLUMNS MAY NOT SUM DUE TO ROUNDING.
COLUMNS MAY NOT SUM TO TOTAL BECAUSE FACILITIES MAY HAVE MULTIPLE HANDLING METHODS.

12 QUANTITY AND PERCENTAGE OF RCRA HAZARDOUS WASTEWATER AND NON-WASTEWATER MANAGED IN 1993

MANAGEMENT TYPE	TONS	PERCENTAGE
WASTEWATER	165,908	100.0
NON-WASTEWATER	60	.0
TOTAL	165,968	100.0

NEW MEXICO

1993 WASTE SHIPMENTS

13 NUMBER OF RCRA HAZARDOUS WASTE SHIPPERS: 61

14 QUANITIY OF RCRA HAZARDOUS WASTE SHIPPED: 7,372 TONS

15 FIFTY LARGEST RCRA HAZARDOUS WASTE SHIPPERS, 1993

RANK	EPA ID	SITE NAME	CITY	QUANTITY SHIPPED (TONS)
1	NMD986682862	EL PASO NATURAL GAS CO. 3B-1 COMPR ST.	BLANCO	2,616
2	NMD000609339	INTEL CORPORATION	RIO RANCHO	1,271
3	NMD048918817	NAVAJO REFINING CO.	ARTESIA	916
4	NMD000804294	SAFETY-KLEEN CORP.	ALBUQUERQUE	569
5	NMD089416416	BLOOMFIELD REFINING COMPANY	BLOOMFIELD	184
6	NMD052684578	GE AIRCRAFT ENGINES	ALBUQUERQUE	169
7	NMD980698849	SAFETY-KLEEN CORP. - FARMINGTON	FARMINGTON	165
8	NMD000709782	PHILIPS SEMICONDUCTORS	ALBUQUERQUE	160
9	NM5890110518	SANDIA NATIONAL LABORATORIES	ALBUQUERQUE	156
10	NM0890010515	U.S. DOE LOS ALAMOS NATIONAL LABORATORY	LOS ALAMOS	146
11	NM6572124422	HOLLOMAN AIR FORCE BASE	HOLLOMAN AFB	89
12	NMD980744551	MOTOROLA CERAMIC PRODUCTS	ALBUQUERQUE	87
13	NMD069892594	TRANSPORTATION MANUFACTURING CORP.	ROSWELL	76
14	NMD000792986	PHILLIPS PIPE LINE COMPANY	ALBUQUERQUE	75
15	NM9570024423	KIRTLAND AIR FORCE BASE	ALBUQUERQUE	56
16	NMD000729004	LAGUNA	LAGUNA	55
17	NM7572124454	CANNON AIR FORCE BASE	CANNON AIR FROCE BASE	54
18	NMD986676955	TRANSWESTERN PIPELINE COMPANY STA. 9	ROSWELL	47
19	NM2750211235	U.S. ARMY WHITE SANDS MISSILE RANGE, NM	WSMR	35
20	NMD980508022	THE PITTSBURG & MIDWAY COAL MINING CO.	GALLUP	32
21	NMD052686896	DIGITAL EQUIPMENT CORPORATION	ALBUQUERQUE	30
22	NMD000729053	TRANSWESTERN PIPELINE COMPANY - STA. 7	MOUNTAINAIR	26
23	NMD986682920	LEE RANCH COAL COMPANY	GRANTS	25
24	NMD981144132	TRANSPORTATION MANUFACTURING CORP.	ROWESLL	24
25	NMD980621197	UNIVERSITY OF NEW MEXICO	ALBUQUERQUE	23
26	NMD097970065	ACADEMY CORPORATION	ALBUQUERQUE	21
27	NMD056773765	SIEMENS STROMBERG CARLSON	ALBUQUERQUE	20
28	NMD064913882	PONDEROSA PRODUCTS, INC.	ALBUQUERQUE	15
29	NMD075088252	NEW MEXICO STATE UNIVERSITY/A-MOUNTAIN	LAS CRUCES	14
30	NMD360010573	TRANSWESTERN PIPELINE CO.-STA 8 CORONA	CAPITAN	13
31	NMD007396930	CHINO MINES COMPANY	HURLEY, NM	13
32	NMD094139599	TRANSWESTERN PIPELINE CO.-STA 5.THOREAU	THOREAU	12
33	NM8800019434	NASA JOHNSON SPACE CENTER WSTF	LAS CRUCES	12
34	NMT360010227	EL PASO NATURAL GAS-JAL GENERAL	JAL	11
35	NMD007112345	RUST TRACTOR	ALBUQUERQUE	10
36	NM0980335624	PLAINS ELECTRIC ESCALANTE	PREWITT	10
37	NMD108386368	TRANSWESTERN PIPELINE COMPANY RIO GRANDE	BELEN	10
38	NMD986670297	CONOCO SAN JUAN GAS PROCESSING PLANT	BLOOMFIELD	10
39	NMD083212712	ROADWAY EXPRESS	ALBUQUERQUE	10
40	NMP360027004	TRANSWESTERN PIPELINE COMPANY	BLOOMFIELD	9
41	NMD047140256	GENERAL ELECTRIC CO.	ALBUQUERQUE	9
42	NMD035806405	PHELPS DODGE MINING CO.-TYRONE BRANCH	TYRONE	9
43	NM4890139088	U.S. DOE WIPP	CARLSBAD	8
44	NMD000333559	UNICHEM INTERNATIONAL	HOBBS	8
45	NMD041358904	NEW MEXICO INST. OF MINING & TECHNOLOGY	SOCORRO	8
46	NMD000610303	HONEYWELL DEFENSE AVIONICS	ALBUQUERQUE	7
47	NMD035686823	GULTON DATA SYSTEMS	ALBUQUERQUE	7
48	NMD981597123	SAN JUAN COAL COMPANY/SAN JUAN MINE	WATERFLOW	7
49	NMD045271053	TEXACO SALES TERMINAL-BROADWAY	ALBQ	5
50	NMP360030206	MERIDIAN OIL WINGATE PLANT	GALLUP	5
TOTAL				7,349

NOTES: COLUMNS MAY NOT SUM DUE TO ROUNDING.
STATE MAY HAVE FEWER THAN FIFTY SHIPPERS.

NEW MEXICO

1993 WASTE RECEIPTS

16 NUMBER OF RCRA HAZARDOUS WASTE RECEIVERS: 3

17 QUANITIY OF RCRA HAZARDOUS WASTE RECEIVED: 6,319 TONS

18 FIFTY LARGEST RCRA HAZARDOUS WASTE RECEIVERS, 1993

RANK	EPA ID	SITE NAME	CITY	QUANTITY RECEIVED (TONS)
1	NMD000804294	SAFETY-KLEEN CORP.	ALBUQUERQUE	6,144
2	NMD980698849	SAFETY-KLEEN CORP. - FARMINGTON	FARMINGTON	175
3	NM5572124456	MELROSE AIR FORCE RANGE	MELROSE AIR FORCE RANGE	0
TOTAL				6,319

NOTES: COLUMNS MAY NOT SUM DUE TO ROUNDING.
STATE MAY HAVE FEWER THAN FIFTY FACILITIES THAT RECEIVED WASTE.

NEW MEXICO

1993 WASTE RECEIPTS, CONTINUED

19 QUANTITY OF RCRA HAZARDOUS WASTE MANAGED, BY MANGEMENT METHOD, LIMITED TO WASTE RECEIVED FROM OFFSITE, 1993

MANAGEMENT METHOD	SYSTEM TYPE CODE	QUANTITY MANAGED (TONS)	PERCENTAGE OF QUANTITY	NUMBER OF FACILITIES	PERCENTAGE OF FACILITIES
OTHER TREATMENT	M121-M129	0	100	1	100
TOTAL		0	100	1	

20 MANAGEMENT METHOD, BY QUANTITY OF RCRA HAZARDOUS WASTE MANAGED, LIMITED TO WASTE RECEIVED FROM OFFSITE, 1993

MANAGEMENT METHOD	SYSTEM TYPE CODE	QUANTITY MANAGED (TONS)	PERCENTAGE OF QUANTITY	NUMBER OF FACILITIES	PERCENTAGE OF FACILITIES
OTHER TREATMENT	M121-M129	0	100	1	100
TOTAL		0	100	1	

NOTE: FACILITIES WITH ONLY STORAGE UNITS ARE EXCLUDED.
COLUMNS MAY NOT SUM DUE TO ROUNDING.
COLUMNS MAY NOT SUM TO TOTAL BECAUSE FACILITIES MAY HAVE MULTIPLE HANDLING METHODS.

NEW MEXICO

1993 WASTE RECEIPTS, CONTINUED

21 MANAGEMENT METHOD AND QUANTITY OF RCRA HAZARDOUS WASTE MANAGED, BY NUMBER OF FACILITIES, LIMITED TO WASTE RECEIVED FROM OFF SITE, 1993

MANAGEMENT METHOD	SYSTEM TYPE CODE	QUANTITY MANAGED (TONS)	PERCENTAGE OF QUANTITY	NUMBER OF FACILITIES	PERCENTAGE OF FACILITIES
OTHER TREATMENT	M121-M129	0	100	1	100
TOTAL		0	100	1	

NOTE: FACILITIES WITH ONLY STORAGE UNITS ARE EXCLUDED.
COLUMNS MAY NOT SUM DUE TO ROUNDING.
COLUMNS MAY NOT SUM TO TOTAL BECAUSE FACILITIES MAY HAVE MULTIPLE HANDLING METHODS.

NEW MEXICO

1993 IMPORTS AND EXPORTS

22	QUANTITY OF RCRA HAZARDOUS WASTE IMPORTED:	49	TONS
23	QUANTITY OF RCRA HAZARDOUS WASTE EXPORTED:	7,325	TONS

NEW YORK

1993 WASTE GENERATION

1 NUMBER OF RCRA LARGE QUANTITY GENERATORS (LQGS): 2035

2 QUANITY OF RCRA HAZARDOUS WASTE GENERATED: 1,449,337 TONS

3 FIFTY LARGEST RCRA HAZARDOUS WASTE GENERATORS IN THE STATE, 1993

RANK	EPA ID	SITE NAME	CITY	TOTAL GENERATED (TONS)
1	NYD986874501	INTERNATIONAL BUSINESS MACHINES CORP.	OWEGO	445,419
2	NYD002126852	GMC HARRISON DIVISION	LOCKPORT	329,154
3	NYD049836679	CWM CHEMICAL SERVICES, INC.	MODEL CITY	146,794
4	NYD002069748	CIBA GEIGY	QUEENSBURY	71,212
5	NYD002220804	OLIN CORPORATION	ROCHESTER	57,335
6	NYD002014595	NEPERA INC	HARRIMAN	51,216
7	NYD980592497	EASTMAN KODAK COMPANY	ROCHESTER	42,506
8	NYD980536288	DUPONT COMPANY	NIAGARA FALLS	36,096
9	NYD002227973	CROUSE-HINDS DIVISION	SYRACUSE	29,724
10	NYD084006741	IBM CORP-T J WATSON RESEARCH CENTER	YORKTOWN HEIGHTS	16,905
11	NYD987035482	UNISYS CORPORATION, MCINERNEY FARM SITE	ELMIRA	9,066
12	NYD083626077	STERLING ORGANICS	RENSSELEAR	9,064
13	NYD002070118	SCHENECTADY INTERNATIONAL, INC.	ROTTERDAM JUNCTION	8,799
14	NYD066832023	GE PLASTICS - SELKIRK OPERATION	SELKIRK	6,796
15	NYD066785650	AUBURN STEEL CO INC	AUBURN	6,317
16	NYD080336241	CECOS INTERNATIONAL INC	NIAGARA FALLS	5,611
17	NYD096920483	PHOTOCIRCUITS CORPORATION	GLEN COVE	5,354
18	NYD002232304	ALUMINUM COMPANY OF AMER, MASSENA OPER	MASSENA	5,146
19	NYD003907367	WITCO CORPORATION	BROOKLYN	4,973
20	NYD000688606	ANHEUSER-BUSCH INC	BALDWINSVILLE	4,964
21	NYD986954048	PORT REFINERY SITE	RYE BROOK	4,837
22	NYD002233039	INTERNATIONAL BUSINESS MACHINES	ENDICOTT	4,653
23	NYD002245967	REYNOLDS METALS COMPANY/ST LAWRENCE PLNT	ROOSEVELTOWN	4,609
24	NYD054065909	LEDERLE LAB DIV AMERICAN CYANAMID CO	PEARL RIVER	4,358
25	NYD000512848	NYS DEC MADISON WIRE SITE	WEST SENECA	4,229
26	NYD030485288	REVERE SMELTING & REFINING CORPORATION	MIDDLETOWN	4,007
27	NYD000707901	IBM EAST FISHKILL	HOPEWELL JUNCTION	3,042
28	NYD000824482	OCCIDENTAL CHEMICAL CORPORATION	NIAGARA FALLS	2,976
29	NYD057770109	NORTHEAST ENVIROMENTAL SERVICES INC	WAMPSVILLE	2,442
30	NYD982531931	IBM-MEAD PROPERTY SITE	HIGHLAND	2,369
31	NYD010783967	BUCKBEE-MEARS CORTLAND	CORTLAND	2,217
32	NYD987025285	NORTON COMPANY RESTORATION SITE	COLONIE	2,179
33	NYD002211324	XEROX CORPORATION	WEBSTER	2,072
34	NYD981484785	TOSHIBA DISPLAY DEVICES, INC.	HORSEHEADS	1,972
35	NYD030215529	AL TECH SPECIALTY STEEL CORPORATION	DUNKIRK	1,913
36	NYD002123503	DUPONT COMPANY	NIAGARA FALLS	1,872
37	NYD000706218	CON EDISON-THIRD AVENUE SERVICE CENTER	BROOKLYN	1,843
38	NYD002218436	ELF ATOCHEM NA INC	PIFFARD	1,742
39	NYD982177743	CON EDISON - WEST 28TH STREET SVC CTR	NEW YORK	1,726
40	NYD002047967	GRUMMAN AEROSPACE	BETHPAGE	1,702
41	NYD137976247	CON EDISON - HELLGATE SUBSTATION	BRONX	1,545
42	NYD002070100	SCHENECTADY INTERNATIONAL INC	SCHENECTADY	1,412
43	NYD000511659	PAS OSWEGO SITE	OSWEGO	1,408
44	NYD000632372	BDT INC	CLARENCE	1,374
45	NYD980592901	GMC HARRISON DIVISION	LOCKPORT	1,373
46	NYD002241982	HADCO CORPORATION	OWEGO	1,344
47	NYD987037660	UNITED STATES COAST GUARD/NATHAN BURMAN	STATEN ISLAND	1,294
48	NYD986870319	TELESECTOR RESOURCES GROUP	ORANGEBURG	1,263
49	NYD981138647	THE CARBORUNDUM COMPANY	NIAGARA FALLS	1,200
50	NYD010779098	ANITEC IMAGE, DIV OF INTL PAPER CO	BINGHAMTON	1,173
TOTAL				1,362,595

NOTE: STATE MAY HAVE FEWER THAN FIFTY GENERATORS.
CBI DATA HAVE BEEN EXCLUDED FROM THIS STATE'S DATA.

NEW YORK

1993 WASTE GENERATION, CONTINUED

4 QUANTITIES OF WASTE GENERATED IN 1993 THAT WERE

- REPORTED WITH ONLY CHARACTERISTIC WASTE CODES
- REPORTED WITH ONLY LISTED WASTE CODES
- REPORTED WITH BOTH CHARACTERISTIC AND LISTED WASTE CODES

WASTE HAS ONLY CHARACTERISTIC CODES	TONS OF WASTE GENERATED	WASTE HAS ONLY LISTED CODES	TONS OF WASTE GENERATED	WASTE HAS BOTH CHARACTERISTIC AND LISTED CODES	TONS OF WASTE GENERATED
ONLY IGNITABLE	9,538	ONLY AN F CODE	685,020		
ONLY CORROSIVE	26,379	ONLY A K CODE	23,479		
ONLY REACTIVE	526	ONLY A P CODE	125		
ONLY D004-17	369,946	ONLY A U CODE	1,534		
ONLY D018-43	73,129				
HAS MORE THAN ONE CHARACTERISTIC CODE	33,455	HAS MORE THAN ONE LISTED CODE	15,722		
TOTAL	512,973	TOTAL	725,879	TOTAL CHAR. AND LISTED	210,094

5 QUANTITIES OF WASTE GENERATED IN 1993 THAT WERE MULTIPLY CODED

WASTE HAS ONLY CHARACTERISTIC CODES BUT MORE THAN ONE APPLIES	TONS OF WASTE GENERATED	ONLY LISTED CODES BUT HAS MORE THAN ONE	TONS OF WASTE GENERATED	BOTH CHAR. & LISTED CODES	TONS OF WASTE GENERATED
HAS IGNITABLE CODE	12,284			IGN. W/ AT LEAST 1 LSTD	48,699
HAS CORROSIVE CODE	15,384			CORR. W/ AT LEAST 1 LSTD	16,887
HAS REACTIVE CODE	7,277			REACT. W/ AT LEAST 1 LSTD	1,830
HAS D004-D017 CODE	28,071			D004-17 W/ AT LEAST 1 LSTD	176,829
HAS D018-D043 CODE	17,327			D018-43 W/ AT LEAST 1 LSTD	38,891
		HAS AN F CODE	15,705	F WASTE W/ AT LEAST 1 CHAR	136,648
		HAS A K CODE	229	K WASTE W/ AT LEAST 1 CHAR	72,759
		HAS A P CODE	15,312	P WASTE W/ AT LEAST 1 CHAR	74,788
		HAS A U CODE	15,505	U WASTE W/ AT LEAST 1 CHAR	18,485
TOTAL	33,455	TOTAL	15,722	TOTAL	210,094

NOTE: COLUMNS DO NOT SUM TO TOTAL BECAUSE A WASTE CODE MAY APPLY TO MORE THAN ONE WASTE.
MIXTURES WITH IGNITABLE, CORROSIVE, REACTIVE, D004-17, AND D018-43 CHARACTERISTIC CODES ALSO MAY CONTAIN OTHER CHARACTERISTIC WASTE CODES.
SIMILARLY, WASTES WITH F,K,P, AND U LISTED CODES MAY HAVE OTHER LISTED WASTE CODES.
CBI DATA HAVE BEEN EXCLUDED FROM THIS STATE'S DATA.

NEW YORK

1993 WASTE MANAGEMENT

6 NUMBER OF RCRA TSD FACILITIES: 81

7 QUANITY OF RCRA HAZARDOUS WASTE MANAGED: 1,008,577 TONS

8 FIFTY LARGEST RCRA HAZARDOUS WASTE MANAGEMENT FACILITIES, 1993

RANK	EPAID	SITE NAME	CITY	TONS OF WASTE MANAGED
1	NYD986874501	INTERNATIONAL BUSINESS MACHINES CORP.	OWEGO	445,209
2	NYD049836679	CWM CHEMICAL SERVICES, INC.	MODEL CITY	252,271
3	NYD030485288	REVERE SMELTING & REFINING CORPORATION	MIDDLETOWN	114,362
4	NYD002014595	NEPERA INC	HARRIMAN	51,166
5	NYD080336241	CECOS INTERNATIONAL INC	NIAGARA FALLS	46,529
6	NYD980592497	EASTMAN KODAK COMPANY	ROCHESTER	34,701
7	NYD080469935	NORLITE CORPORATION	COHOES	23,774
8	NYD084006741	IBM CORP-T J WATSON RESEARCH CENTER	YORKTOWN HEIGHTS	16,691
9	NYD002070118	SCHENECTADY INTERNATIONAL, INC.	ROTTERDAM JUNCTION	9,263
10	NYD066832023	GE PLASTICS - SELKIRK OPERATION	SELKIRK	6,121
11	NYD054065909	LEDERLE LAB DIV AMERICAN CYANAMID CO	PEARL RIVER	3,065
12	NYD000824482	OCCIDENTAL CHEMICAL CORPORATION	NIAGARA FALLS	2,127
13	NYD057770109	NORTHEAST ENVIROMENTAL SERVICES INC	WAMPSVILLE	1,508
14	NYD000632372	BDT INC	CLARENCE	545
15	NYD057722258	PRIDE SOLVENTS & CHEMICAL CO INC	WEST BABYLON	343
16	NYD048148175	MERCURY REFINING COMPANY INC	ALBANY	323
17	NYD000799122	DYNO NOBEL INC.	PORT EWEN	280
18	NYD091894899	TEXACO INC.	GLENHAM	105
19	NYD002047967	GRUMMAN AEROSPACE	BETHPAGE	67
20	NY0213820830	SENECA ARMY DEPOT ACTIVITY	ROMULUS	34
21	NYD002218436	ELF ATOCHEM NA INC	PIFFARD	34
22	NYD093256063	GENERAL ELECTRIC CO. TRANSMISSION SYS	FORT EDWARD	20
23	NYD002103216	OCCIDENTAL CHEMICAL CORP	NIAGARA FALLS	16
24	NYD079678108	WESTINGHOUSE ELECTRIC CORPORATION	HORSEHEADS	12
25	NYD071094197	GENERAL ELECTRIC CORPORATE R & D	NISKAYUNA	7
26	NYD000631994	UNIVERSITY OF ROCHESTER	ROCHESTER	4
27	NYD002232304	ALUMINUM COMPANY OF AMER, MASSENA OPER	MASSENA	0
TOTAL				1,008,577

NOTE: STATE MAY HAVE FEWER THAN FIFTY FACILITIES THAT MANAGED WASTES.
WASTE ONLY MANAGED BY STORAGE IS NOT INCLUDED.
CBI DATA HAVE BEEN EXCLUDED FROM THIS STATE'S DATA.

NEW YORK

1993 WASTE MANAGEMENT, CONTINUED

9 QUANTITY OF RCRA HAZARDOUS WASTE MANAGED BY MANAGEMENT METHOD, 1993

MANAGEMENT METHOD	SYSTEM TYPE CODE	QUANTITY MANAGED (TONS)	PERCENTAGE OF QUANTITY	NUMBER OF FACILITIES	PERCENTAGE OF FACILITIES
METALS RECOVERY (FOR REUSE)	M011-M019	114,685	11	2	7
SOLVENTS RECOVERY	M021-M029	3,442	0	5	19
INCINERATION	M041-M049	84,006	8	7	26
ENERGY RECOVERY (REUSE AS FUEL)	M051-M059	31,733	3	5	19
FUEL BLENDING	M061-----	1,671	0	2	7
AQUEOUS INORGANIC TREATMENT	M071-M079	765	0	2	7
AQUEOUS ORGANIC TREATMENT	M081-M089	507,678	50	4	15
AQUEOUS ORGANIC AND INORGANIC TREATMENT	M091-M099	37,024	4	1	4
SLUDGE TREATMENT	M101-M109	67	0	1	4
STABILIZATION	M111-M119	60,657	6	1	4
OTHER TREATMENT	M121-M129	39,681	4	8	30
LANDFILL	M132-DISP	126,852	13	1	4
OTHER DISPOSAL SPECIFIED IN COMMENTS	M137-DISP	314	0	2	7
TOTAL		1,008,577	100	27	

10 MANAGEMENT METHOD, BY QUANTITY OF RCRA HAZARDOUS WASTE MANAGED, 1993

MANAGEMENT METHOD	SYSTEM TYPE CODE	QUANTITY MANAGED (TONS)	PERCENTAGE OF QUANTITY	NUMBER OF FACILITIES	PERCENTAGE OF FACILITIES
AQUEOUS ORGANIC TREATMENT	M081-M089	507,678	50	4	15
LANDFILL	M132-DISP	126,852	13	1	4
METALS RECOVERY (FOR REUSE)	M011-M019	114,685	11	2	7
INCINERATION	M041-M049	84,006	8	7	26
STABILIZATION	M111-M119	60,657	6	1	4
OTHER TREATMENT	M121-M129	39,681	4	8	30
AQUEOUS ORGANIC AND INORGANIC TREATMENT	M091-M099	37,024	4	1	4
ENERGY RECOVERY (REUSE AS FUEL)	M051-M059	31,733	3	5	19
SOLVENTS RECOVERY	M021-M029	3,442	0	5	19
FUEL BLENDING	M061-----	1,671	0	2	7
AQUEOUS INORGANIC TREATMENT	M071-M079	765	0	2	7
OTHER DISPOSAL SPECIFIED IN COMMENTS	M137-DISP	314	0	2	7
SLUDGE TREATMENT	M101-M109	67	0	1	4
TOTAL		1,008,577	100	27	

NOTE: FACILITIES WITH ONLY STORAGE UNITS ARE EXCLUDED.
COLUMNS MAY NOT SUM DUE TO ROUNDING.
COLUMNS MAY NOT SUM TO TOTAL BECAUSE FACILITIES MAY HAVE MULTIPLE HANDLING METHODS.
CBI DATA HAVE BEEN EXCLUDED FROM THIS STATE'S DATA.

NEW YORK

1993 WASTE MANAGEMENT, CONTINUED

11 MANAGEMENT METHOD AND QUANTITY OF RCRA HAZARDOUS WASTE MANAGED BY NUMBER OF FACILITIES, 1993

MANAGEMENT METHOD	SYSTEM TYPE CODE	QUANTITY MANAGED (TONS)	PERCENTAGE OF QUANTITY	NUMBER OF FACILITIES	PERCENTAGE OF FACILITIES
OTHER TREATMENT	M121-M129	39,681	4	8	30
INCINERATION	M041-M049	84,006	8	7	26
SOLVENTS RECOVERY	M021-M029	3,442	0	5	19
ENERGY RECOVERY (REUSE AS FUEL)	M051-M059	31,733	3	5	19
AQUEOUS ORGANIC TREATMENT	M081-M089	507,678	50	4	15
METALS RECOVERY (FOR REUSE)	M011-M019	114,685	11	2	7
FUEL BLENDING	M061-----	1,671	0	2	7
AQUEOUS INORGANIC TREATMENT	M071-M079	765	0	2	7
OTHER DISPOSAL SPECIFIED IN COMMENTS	M137-DISP	314	0	2	7
AQUEOUS ORGANIC AND INORGANIC TREATMENT	M091-M099	37,024	4	1	4
SLUDGE TREATMENT	M101-M109	67	0	1	4
STABILIZATION	M111-M119	60,657	6	1	4
LANDFILL	M132-DISP	126,852	13	1	4
TOTAL		1,008,577	100	27	

NOTE: FACILITIES WITH ONLY STORAGE UNITS ARE EXCLUDED.
COLUMNS MAY NOT SUM DUE TO ROUNDING.
COLUMNS MAY NOT SUM TO TOTAL BECAUSE FACILITIES MAY HAVE MULTIPLE HANDLING METHODS.

12 QUANTITY AND PERCENTAGE OF RCRA HAZARDOUS WASTEWATER AND NON-WASTEWATER MANAGED IN 1993

MANAGEMENT TYPE	TONS	PERCENTAGE
WASTEWATER	642,448	63.7
NON-WASTEWATER	366,129	36.3
TOTAL	1,008,577	100.0

NOTE: CBI DATA HAVE BEEN EXCLUDED FROM THIS STATE'S DATA.

NEW YORK

1993 WASTE SHIPMENTS

13 NUMBER OF RCRA HAZARDOUS WASTE SHIPPERS: 2040

14 QUANITIY OF RCRA HAZARDOUS WASTE SHIPPED: 643,312 TONS

15 FIFTY LARGEST RCRA HAZARDOUS WASTE SHIPPERS, 1993

RANK	EPA ID	SITE NAME	CITY	QUANTITY SHIPPED (TONS)
1	NYD002126852	GMC HARRISON DIVISION	LOCKPORT	329,154
2	NYD002069748	CIBA GEIGY	QUEENSBURY	71,212
3	NYD980536288	DUPONT COMPANY	NIAGARA FALLS	36,096
4	NYD987035482	UNISYS CORPORATION, MCINERNEY FARM SITE	ELMIRA	9,066
5	NYD980592497	EASTMAN KODAK COMPANY	ROCHESTER	8,972
6	NYD066785650	AUBURN STEEL CO INC	AUBURN	5,607
7	NYD002232304	ALUMINUM COMPANY OF AMER, MASSENA OPER	MASSENA	5,377
8	NYD096920483	PHOTOCIRCUITS CORPORATION	GLEN COVE	5,354
9	NYD000688606	ANHEUSER-BUSCH INC	BALDWINSVILLE	4,964
10	NYD986954048	PORT REFINERY SITE	RYE BROOK	4,838
11	NYD002233039	INTERNATIONAL BUSINESS MACHINES	ENDICOTT	4,653
12	NYD002245967	REYNOLDS METALS COMPANY/ST LAWRENCE PLNT	ROOSEVELTOWN	4,609
13	NYD049836679	CWM CHEMICAL SERVICES, INC.	MODEL CITY	4,511
14	NYD057770109	NORTHEAST ENVIROMENTAL SERVICES INC	WAMPSVILLE	4,233
15	NYD000512848	NYS DEC MADISON WIRE SITE	WEST SENECA	4,229
16	NYD082785429	CHEMICAL POLLUTION CONTROL	BAYSHORE	3,390
17	NYD000707901	IBM EAST FISHKILL	HOPEWELL JUNCTION	3,042
18	NYD980753784	SAFETY KLEEN	AVON	2,455
19	NYD982531931	IBM-MEAD PROPERTY SITE	HIGHLAND	2,387
20	NYD049253719	ASHLAND CHEMICAL CO	BINGHAMTON	2,302
21	NYD010783967	BUCKBEE-MEARS CORTLAND	CORTLAND	2,217
22	NYD987025285	NORTON COMPANY RESTORATION SITE	COLONIE	2,179
23	NYD981484785	TOSHIBA DISPLAY DEVICES, INC.	HORSEHEADS	1,972
24	NYD000708198	SAFETY KLEEN	N AMITYVILLE	1,964
25	NYD002211324	XEROX CORPORATION	WEBSTER	1,946
26	NYD030215529	AL TECH SPECIALTY STEEL CORPORATION	DUNKIRK	1,913
27	NYD000706218	CON EDISON-THIRD AVENUE SERVICE CENTER	BROOKLYN	1,843
28	NYD002218436	ELF ATOCHEM NA INC	PIFFARD	1,735
29	NYD002047967	GRUMMAN AEROSPACE	BETHPAGE	1,726
30	NYD982177743	CON EDISON - WEST 28TH STREET SVC CTR	NEW YORK	1,726
31	NYD002123503	DUPONT COMPANY	NIAGARA FALLS	1,704
32	NYD137976247	CON EDISON - HELLGATE SUBSTATION	BRONX	1,545
33	NYD980785760	SAFETY KLEEN	WOODSIDE	1,442
34	NYD002070100	SCHENECTADY INTERNATIONAL INC	SCHENECTADY	1,430
35	NYD000511659	PAS OSWEGO SITE	OSWEGO	1,408
36	NYD980592901	GMC HARRISON DIVISION	LOCKPORT	1,373
37	NYD000632372	BDT INC	CLARENCE	1,370
38	NYD054065909	LEDERLE LAB DIV AMERICAN CYANAMID CO	PEARL RIVER	1,313
39	NYD002241982	HADCO CORPORATION	OWEGO	1,306
40	NYD987037660	UNITED STATES COAST GUARD/NATHAN BURMAN	STATEN ISLAND	1,294
41	NYD986870319	TELESECTOR RESOURCES GROUP	ORANGEBURG	1,263
42	NYD981556541	SAFETY KLEEN	LACKAWANNA	1,255
43	NYD000824581	SAFETY KLEEN	SYRACUSE	1,182
44	NYD010779098	ANITEC IMAGE, DIV OF INTL PAPER CO	BINGHAMTON	1,173
45	NYD000824482	OCCIDENTAL CHEMICAL CORPORATION	NIAGARA FALLS	1,159
46	NYD986872869	SAFETY KLEEN	COHOES	1,117
47	NYD981483605	CSX TRANSPORTATION INC	ELLICOTTVILLE	1,111
48	NYD980646129	NORTHVILLE INDUSTRIES CORP.	HOLTSVILLE	1,051
49	NYD072756513	PAN AMERICAN WORLD AIRWAYS INC DIP	JAMAICA	995
50	NYD002081396	AYERST LABORATORIES INC	ROUSES POINT	994
TOTAL				561,156

NOTES: COLUMNS MAY NOT SUM DUE TO ROUNDING.
STATE MAY HAVE FEWER THAN FIFTY SHIPPERS.
CBI DATA HAVE BEEN EXCLUDED FROM THIS STATE'S DATA.

NEW YORK

1993 WASTE RECEIPTS

16 NUMBER OF RCRA HAZARDOUS WASTE RECEIVERS: 35

17 QUANITIY OF RCRA HAZARDOUS WASTE RECEIVED: 309,636 TONS

18 FIFTY LARGEST RCRA HAZARDOUS WASTE RECEIVERS, 1993

RANK	EPA ID	SITE NAME	CITY	QUANTITY RECEIVED (TONS)
1	NYD030485288	REVERE SMELTING & REFINING CORPORATION	MIDDLETOWN	110,523
2	NYD049836679	CWM CHEMICAL SERVICES, INC.	MODEL CITY	109,985
3	NYD080336241	CECOS INTERNATIONAL INC	NIAGARA FALLS	41,732
4	NYD080469935	NORLITE CORPORATION	COHOES	23,774
5	NYD057770109	NORTHEAST ENVIROMENTAL SERVICES INC	WAMPSVILLE	3,357
6	NYD049253719	ASHLAND CHEMICAL CO	BINGHAMTON	2,437
7	NYD082785429	CHEMICAL POLLUTION CONTROL	BAYSHORE	2,337
8	NYD980753784	SAFETY KLEEN	AVON	2,255
9	NYD000708198	SAFETY KLEEN	N AMITYVILLE	1,785
10	NYD980785760	SAFETY KLEEN	WOODSIDE	1,739
11	NYD000708172	SAFETY KLEEN	THORNWOOD	1,222
12	NYD986872869	SAFETY KLEEN	COHOES	1,105
13	NYD980592497	EASTMAN KODAK COMPANY	ROCHESTER	1,056
14	NYD000824581	SAFETY KLEEN	SYRACUSE	984
15	NYD981556541	SAFETY KLEEN	LACKAWANNA	981
16	NYD000824482	OCCIDENTAL CHEMICAL CORPORATION	NIAGARA FALLS	804
17	NYD002070118	SCHENECTADY INTERNATIONAL, INC.	ROTTERDAM JUNCTION	750
18	NYD013277454	SOLVENTS & PETROLEUM SERVICE INC	SYRACUSE	730
19	NYD000632372	BDT INC	CLARENCE	541
20	NYD057722258	PRIDE SOLVENTS & CHEMICAL CO INC	WEST BABYLON	399
21	NYD077444263	CHEMICAL WASTE DISPOSAL CORP.	ASTORIA	395
22	NYD048148175	MERCURY REFINING COMPANY INC	ALBANY	307
23	NYD049178296	RADIAC RESEARCH CORP	BROOKLYN	145
24	NYD002047967	GRUMMAN AEROSPACE	BETHPAGE	92
25	NYD045662921	THE NDL ORGANIZATION	PEEKSKILL	68
26	NYD006866008	HICKSVILLE OPERATION CENTER	HICKSVILLE	67
27	NYD002211324	XEROX CORPORATION	WEBSTER	18
28	NYD001359694	INTERNATIONAL BUSINESS MACHINES CORP	KINGSTON	15
29	NYD000730382	NIAGARA MOHAWK POWER COMPANY	LIVERPOOL	13
30	NYD000730408	NIAGARA MOHAWK POWER COMPANY	ALBANY	8
31	NYD000818781	ROCHESTER GAS AND ELECTRIC/BROOKS AVE	ROCHESTER	8
32	NYD080480734	INTERNATIONAL BUSINESS MACHINES CORP.	POUGHKEEPSIE	3
33	NYD093256063	GENERAL ELECTRIC CO. TRANSMISSION SYS	FORT EDWARD	1
34	NYD000631994	UNIVERSITY OF ROCHESTER	ROCHESTER	0
35	NYD000705905	CENTRAL HUDSON GAS & ELECTRIC COPRORATIO	HIGHLAND	0
TOTAL				309,636

NOTES: COLUMNS MAY NOT SUM DUE TO ROUNDING.
STATE MAY HAVE FEWER THAN FIFTY FACILITIES THAT RECEIVED WASTE.
CBI DATA HAVE BEEN EXCLUDED FROM THIS STATE'S DATA.

NEW YORK

1993 WASTE RECEIPTS, CONTINUED

19 QUANTITY OF RCRA HAZARDOUS WASTE MANAGED, BY MANGEMENT METHOD, LIMITED TO WASTE RECEIVED FROM OFFSITE, 1993

MANAGEMENT METHOD	SYSTEM TYPE CODE	QUANTITY MANAGED (TONS)	PERCENTAGE OF QUANTITY	NUMBER OF FACILITIES	PERCENTAGE OF FACILITIES
METALS RECOVERY (FOR REUSE)	M011-M019	110,819	38	2	15
SOLVENTS RECOVERY	M021-M029	340	0	1	8
INCINERATION	M041-M049	2,078	1	4	31
ENERGY RECOVERY (REUSE AS FUEL)	M051-M059	23,970	8	3	23
FUEL BLENDING	M061-----	1,671	1	2	15
AQUEOUS INORGANIC TREATMENT	M071-M079	765	0	1	8
AQUEOUS ORGANIC TREATMENT	M081-M089	40,968	14	1	8
AQUEOUS ORGANIC AND INORGANIC TREATMENT	M091-M099	367	0	1	8
SLUDGE TREATMENT	M101-M109	67	0	1	8
STABILIZATION	M111-M119	60,657	21	1	8
OTHER TREATMENT	M121-M129	1,210	0	4	31
LANDFILL	M132-DISP	47,582	16	1	8
TOTAL		290,493	100	13	

20 MANAGEMENT METHOD, BY QUANTITY OF RCRA HAZARDOUS WASTE MANAGED, LIMITED TO WASTE RECEIVED FROM OFFSITE, 1993

MANAGEMENT METHOD	SYSTEM TYPE CODE	QUANTITY MANAGED (TONS)	PERCENTAGE OF QUANTITY	NUMBER OF FACILITIES	PERCENTAGE OF FACILITIES
METALS RECOVERY (FOR REUSE)	M011-M019	110,819	38	2	15
STABILIZATION	M111-M119	60,657	21	1	8
LANDFILL	M132-DISP	47,582	16	1	8
AQUEOUS ORGANIC TREATMENT	M081-M089	40,968	14	1	8
ENERGY RECOVERY (REUSE AS FUEL)	M051-M059	23,970	8	3	23
INCINERATION	M041-M049	2,078	1	4	31
FUEL BLENDING	M061-----	1,671	1	2	15
OTHER TREATMENT	M121-M129	1,210	0	4	31
AQUEOUS INORGANIC TREATMENT	M071-M079	765	0	1	8
AQUEOUS ORGANIC AND INORGANIC TREATMENT	M091-M099	367	0	1	8
SOLVENTS RECOVERY	M021-M029	340	0	1	8
SLUDGE TREATMENT	M101-M109	67	0	1	8
TOTAL		290,493	100	13	

NOTE: FACILITIES WITH ONLY STORAGE UNITS ARE EXCLUDED.
COLUMNS MAY NOT SUM DUE TO ROUNDING.
COLUMNS MAY NOT SUM TO TOTAL BECAUSE FACILITIES MAY HAVE MULTIPLE HANDLING METHODS.
CBI DATA HAVE BEEN EXCLUDED FROM THIS STATE'S DATA.

NEW YORK

1993 WASTE RECEIPTS, CONTINUED

21 MANAGEMENT METHOD AND QUANTITY OF RCRA HAZARDOUS WASTE MANAGED, BY NUMBER OF FACILITIES, LIMITED TO WASTE RECEIVED FROM OFF SITE, 1993

MANAGEMENT METHOD	SYSTEM TYPE CODE	QUANTITY MANAGED (TONS)	PERCENTAGE OF QUANTITY	NUMBER OF FACILITIES	PERCENTAGE OF FACILITIES
INCINERATION	M041-M049	2,078	1	4	31
OTHER TREATMENT	M121-M129	1,210	0	4	31
ENERGY RECOVERY (REUSE AS FUEL)	M051-M059	23,970	8	3	23
METALS RECOVERY (FOR REUSE)	M011-M019	110,819	38	2	15
FUEL BLENDING	M061-----	1,671	1	2	15
SOLVENTS RECOVERY	M021-M029	340	0	1	8
AQUEOUS INORGANIC TREATMENT	M071-M079	765	0	1	8
AQUEOUS ORGANIC TREATMENT	M081-M089	40,968	14	1	8
AQUEOUS ORGANIC AND INORGANIC TREATMENT	M091-M099	367	0	1	8
SLUDGE TREATMENT	M101-M109	67	0	1	8
STABILIZATION	M111-M119	60,657	21	1	8
LANDFILL	M132-DISP	47,582	16	1	8
TOTAL		290,493	100	13	

NOTE: FACILITIES WITH ONLY STORAGE UNITS ARE EXCLUDED.
COLUMNS MAY NOT SUM DUE TO ROUNDING.
COLUMNS MAY NOT SUM TO TOTAL BECAUSE FACILITIES MAY HAVE MULTIPLE HANDLING METHODS.
CBI DATA HAVE BEEN EXCLUDED FROM THIS STATE'S DATA.

NEW YORK

1993 IMPORTS AND EXPORTS

22 QUANTITY OF RCRA HAZARDOUS WASTE IMPORTED: 118,040 TONS

23 QUANTITY OF RCRA HAZARDOUS WASTE EXPORTED: 148,462 TONS

NOTE: CBI DATA HAVE BEEN EXCLUDED FROM THIS STATE'S DATA.

NORTH CAROLINA

1993 WASTE GENERATION

1 NUMBER OF RCRA LARGE QUANTITY GENERATORS (LQGS): 623

2 QUANITY OF RCRA HAZARDOUS WASTE GENERATED: 447,718 TONS

3 FIFTY LARGEST RCRA HAZARDOUS WASTE GENERATORS IN THE STATE, 1993

RANK	EPA ID	SITE NAME	CITY	TOTAL GENERATED (TONS)
1	NCD042091975	MALLINCKRODT SPECIALTY CHEMICALS	RALEIGH	200,343
2	NCD981021413	ACCUDYNE INC	RALEIGH	40,620
3	NCD049773666	STORK SCREENS AMERICA, INC.	CHARLOTTE	40,481
4	NCD048181218	CAROLINA GALVANIZING CORP	ABERDEEN	19,039
5	NCD054290770	THOMASVILLE FURNITURE IND.	LENOIR	14,843
6	NCD980602445	MOEN INCORPORATED	NEW BERN	14,461
7	NCD986181451	MANNINGTON CERAMIC TILE	LEXINGTON	7,935
8	NCD067200949	CROFT METALS, INC.	LUMBER BRIDGE	6,871
9	NCD991302498	ENGINEERED CONTROLS INTERNATIONAL INC	ELON COLLEGE	6,306
10	NCD980842132	ECOFLO INCORPORATED	GREENSBORO	5,896
11	NCD000648451	LAIDLAW ENVIRONMENTAL	REIDSVILLE	5,765
12	NCD006997795	US AIR, INC.	WINSTON - SALEM	5,763
13	NCD047373766	BURROUGHS WELLCOME CO	GREENVILLE	4,042
14	NCD121700777	HERITAGE ENVIRONMENT	CHARLOTTE	3,389
15	NCD093340487	FLORIDA STEEL CORPORATION	CHARLOTTE	3,378
16	NCD085074821	HOECHST CELANESE CORP.	GASTONIA	3,257
17	NCD003162542	ALUMINUM COMPANY OF AMERICA	BADIN	3,192
18	NCD003191079	COASTAL LUMBER CO	WELDON	1,675
19	NCD057450090	SAFELITE GLASS CORP.	ENFIELD	1,488
20	NCD000776740	SAFETY - KLEEN CORP.	RALEIGH	1,404
21	NC6570024475	US AIR FORCE- POPE	POPE AFB	1,389
22	NCD079060059	SAFETY - KLEEN	CHARLOTTE	1,358
23	NCD082363102	HELENA CHEMICAL COMPANY	LAURINBURG	1,264
24	NCT000002323	WATTS REGULATOR	SPINDALE	1,260
25	NCD041415019	THE VALSPAR CORPORATION	HIGH POINT	1,212
26	NCD091245498	FREIGHLINER CORPORATION	MOUNT HOLLY	1,202
27	NCD980846935	SAFETY -KLEEN CORP.	ST. PAUL	1,194
28	NC1170027261	MCAS CHERRY POINT	CHERRY POINT	1,180
29	NCD057037194	GENERAL ELECTRIC CO.	MEBAN	1,151
30	NCD049997786	BASF CORPORATION	MORGANTON	1,085
31	NCD077840148	SAFETY-KLEEN CORP	ARCHDALE	1,060
32	NCD006390561	AKZO COATING INC.	HIGH POINT	985
33	NCD982114373	KONICA MANUFACTURING, USA, INC.	WHITSETT	954
34	NCD003232030	LILLY COMPANY	HIGH POINT	945
35	NCD982077570	LENOX CHINA	OXFORD	929
36	NCD049774979	UNION CAMP CORPORATION	ASHEVILLE	849
37	NCD001810365	SANDOZ CHEMCIALS CORP.	CHARLOTTE	821
38	NCD041048448	REXHAM INC., CUSTOM DIVISION	MATTHEWS	753
39	NCD018652339	FREIGHTLINER CORPORATION	CLEVELAND	750
40	NCD986191781	SOUTHERN STATES GALVANIZING	ABERDEEN	714
41	NCD097363527	WATTS REGULATOR	SPINDALE	651
42	NCD986231637	ERITECH INC.	ABERDEEEN	619
43	NCD982086555	NORTH AMERICAN ROTO ENGRAVES INC	WINSTON SALEM	613
44	NCD000623116	NATIONAL STARCH & CHEMICAL CO.	SALISBURY	612
45	NCD085083004	DANAHER TOOL GROUP-EASCO HAND TOOLS	GASTONIA	608
46	NCD086872082	THECHNOGRAPHICS PRINTWORLD	MONROE	603
47	NCD067427922	MOEN INCORPORATED	SANFORD	570
48	NCD000771964	FMC CORP, LITHIUM DIV. CHEMICAL PLANT	BESSEMER CITY	556
49	NCD071561864	THE SHERWIN-WILLIAMS COMPANY	GREENSBORO	478
50	NCD067441394	R.J. REYNOLDS TOBACCO CO-604	WINSTON-SALEM	452
TOTAL				416,966

NOTE: STATE MAY HAVE FEWER THAN FIFTY GENERATORS.

NORTH CAROLINA

1993 WASTE GENERATION, CONTINUED

4 QUANTITIES OF WASTE GENERATED IN 1993 THAT WERE

- REPORTED WITH ONLY CHARACTERISTIC WASTE CODES
- REPORTED WITH ONLY LISTED WASTE CODES
- REPORTED WITH BOTH CHARACTERISTIC AND LISTED WASTE CODES

WASTE HAS ONLY CHARACTERISTIC CODES	TONS OF WASTE GENERATED	WASTE HAS ONLY LISTED CODES	TONS OF WASTE GENERATED	WASTE HAS BOTH CHARACTERISTIC AND LISTED CODES	TONS OF WASTE GENERATED
ONLY IGNITABLE	7,537	ONLY AN F CODE	34,338		
ONLY CORROSIVE	2,229	ONLY A K CODE	10,569		
ONLY REACTIVE	856	ONLY A P CODE	34		
ONLY D004-17	85,960	ONLY A U CODE	15,277		
ONLY D018-43	199,600				
HAS MORE THAN ONE CHARACTERISTIC CODE	55,250	HAS MORE THAN ONE LISTED CODE	1,783		
TOTAL	351,433	TOTAL	62,001	TOTAL CHAR. AND LISTED	34,214

5 QUANTITIES OF WASTE GENERATED IN 1993 THAT WERE MULTIPLY CODED

WASTE HAS ONLY CHARACTERISTIC CODES BUT MORE THAN ONE APPLIES	TONS OF WASTE GENERATED	ONLY LISTED CODES BUT HAS MORE THAN ONE	TONS OF WASTE GENERATED	BOTH CHAR. & LISTED CODES	TONS OF WASTE GENERATED
HAS IGNITABLE CODE	9,302			IGN. W/ AT LEAST 1 LSTD	24,411
HAS CORROSIVE CODE	42,498			CORR. W/ AT LEAST 1 LSTD	5,968
HAS REACTIVE CODE	525			REACT. W/ AT LEAST 1 LSTD	7,148
HAS D004-D017 CODE	48,166			D004-17 W/ AT LEAST 1 LSTD	15,584
HAS D018-D043 CODE	12,364			D018-43 W/ AT LEAST 1 LSTD	13,444
		HAS AN F CODE	515	F WASTE W/ AT LEAST 1 CHAR	33,540
		HAS A K CODE	0	K WASTE W/ AT LEAST 1 CHAR	1,939
		HAS A P CODE	1,268	P WASTE W/ AT LEAST 1 CHAR	5,211
		HAS A U CODE	1,783	U WASTE W/ AT LEAST 1 CHAR	6,670
TOTAL	55,250	TOTAL	1,783	TOTAL	34,214

NOTE: COLUMNS DO NOT SUM TO TOTAL BECAUSE A WASTE CODE MAY APPLY TO MORE THAN ONE WASTE.
MIXTURES WITH IGNITABLE, CORROSIVE, REACTIVE, D004-17, AND D018-43 CHARACTERISTIC CODES ALSO MAY CONTAIN OTHER CHARACTERISTIC WASTE CODES.
SIMILARLY, WASTES WITH F,K,P, AND U LISTED CODES MAY HAVE OTHER LISTED WASTE CODES.

NORTH CAROLINA

1993 WASTE MANAGEMENT

6 NUMBER OF RCRA TSD FACILITIES: 73

7 QUANITY OF RCRA HAZARDOUS WASTE MANAGED: 336,975 TONS

8 FIFTY LARGEST RCRA HAZARDOUS WASTE MANAGEMENT FACILITIES, 1993

RANK	EPAID	SITE NAME	CITY	TONS OF WASTE MANAGED
1	NCD042091975	MALLINCKRODT SPECIALTY CHEMICALS	RALEIGH	202,387
2	NCD981021413	ACCUDYNE INC	RALEIGH	40,483
3	NCD049773666	STORK SCREENS AMERICA, INC.	CHARLOTTE	40,400
4	NCD048181218	CAROLINA GALVANIZING CORP	ABERDEEN	18,968
5	NCD986181451	MANNINGTON CERAMIC TILE	LEXINGTON	7,935
6	NCD006997795	US AIR, INC.	WINSTON - SALEM	5,669
7	NCD121700777	HERITAGE ENVIRONMENT	CHARLOTTE	5,393
8	NCD980842132	ECOFLO INCORPORATED	GREENSBORO	4,386
9	NCD047373766	BURROUGHS WELLCOME CO	GREENVILLE	4,108
10	NCD003152642	CAROLINA SOLITE CORPORATION	NORWOOD	3,623
11	NCD049773245	DETREX CORPORATION	CHARLOTTE	949
12	NCD001810365	SANDOZ CHEMCIALS CORP.	CHARLOTTE	789
13	NC1170027261	MCAS CHERRY POINT	CHERRY POINT	658
14	NCD982086555	NORTH AMERICAN ROTO ENGRAVES INC	WINSTON SALEM	601
15	NCD091245969	RADIATOR SPECIALTY COMPANY	MATTHEWS	389
16	NCD056750003	FOUNTAIN POWERBOATS, INC	WASHINGTON	83
17	NCD065655599	GLAXO INC. R& D SITE	RESEARCH TRIANGLE PARK	42
18	NC6170022580	UNITED STATES MARINE CORPS	CAMP LEJEUNE	32
19	NCD000830737	NORTH CAROLINA STATE UNIVERSITY	RALEIGH	23
20	NCD097728000	CAMPBELL SOUP COMPANY	MAXTON	17
21	NCD980840177	HICKORY CHAIR CO. WOOD PRODUCTS	CONOVER	12
22	NCD083673681	KEARFOTT GUIDANCE & NAVIGATION	BLACK MOUNTAIN	11
23	NCD047368642	E.I. DU PONT DE NEMOURS & CO	FAYETTEVILLE	7
24	NC7570024474	USAF SEYMOUR JOHNSON	GOLDSBORO	5
25	NCD980798839	ENVIRONMENTAL HEALTH & SAFETY DEPT	WILSON	3
26	NCD095465035	NEPTCO INCORPORATED	LENOIR	2
27	NCD000771964	FMC CORP, LITHIUM DIV. CHEMICAL PLANT	BESSEMER CITY	1
28	NCD095459392	JET RESEARCH CENTER, INC	SWANNANOA	0
29	NCD085074821	HOECHST CELANESE CORP.	GASTONIA	0
30	NC8210020121	XVIII ABN CORPS & FORT BRAGG	FORT BRAGG	0
31	NCD033999764	WALTER KIDDE AEROSPACE, INC.	WILSON	0
TOTAL				336,975

NOTE: STATE MAY HAVE FEWER THAN FIFTY FACILITIES THAT MANAGED WASTES.
WASTE ONLY MANAGED BY STORAGE IS NOT INCLUDED.

NORTH CAROLINA

1993 WASTE MANAGEMENT, CONTINUED

9 QUANTITY OF RCRA HAZARDOUS WASTE MANAGED BY MANAGEMENT METHOD, 1993

MANAGEMENT METHOD	SYSTEM TYPE CODE	QUANTITY MANAGED (TONS)	PERCENTAGE OF QUANTITY	NUMBER OF FACILITIES	PERCENTAGE OF FACILITIES
SOLVENTS RECOVERY	M021-M029	1,074	0	8	26
INCINERATION	M041-M049	4,150	1	4	13
ENERGY RECOVERY (REUSE AS FUEL)	M051-M059	5,709	2	4	13
FUEL BLENDING	M061-----	4,788	1	3	10
AQUEOUS INORGANIC TREATMENT	M071-M079	108,245	32	8	26
AQUEOUS ORGANIC TREATMENT	M081-M089	200,708	60	3	10
AQUEOUS ORGANIC AND INORGANIC TREATMENT	M091-M099	789	0	2	6
STABILIZATION	M111-M119	7,935	2	1	3
OTHER TREATMENT	M121-M129	3,577	1	7	23
TOTAL		336,975	100	31	

10 MANAGEMENT METHOD, BY QUANTITY OF RCRA HAZARDOUS WASTE MANAGED, 1993

MANAGEMENT METHOD	SYSTEM TYPE CODE	QUANTITY MANAGED (TONS)	PERCENTAGE OF QUANTITY	NUMBER OF FACILITIES	PERCENTAGE OF FACILITIES
AQUEOUS ORGANIC TREATMENT	M081-M089	200,708	60	3	10
AQUEOUS INORGANIC TREATMENT	M071-M079	108,245	32	8	26
STABILIZATION	M111-M119	7,935	2	1	3
ENERGY RECOVERY (REUSE AS FUEL)	M051-M059	5,709	2	4	13
FUEL BLENDING	M061-----	4,788	1	3	10
INCINERATION	M041-M049	4,150	1	4	13
OTHER TREATMENT	M121-M129	3,577	1	7	23
SOLVENTS RECOVERY	M021-M029	1,074	0	8	26
AQUEOUS ORGANIC AND INORGANIC TREATMENT	M091-M099	789	0	2	6
TOTAL		336,975	100	31	

NOTE: FACILITIES WITH ONLY STORAGE UNITS ARE EXCLUDED.
COLUMNS MAY NOT SUM DUE TO ROUNDING.
COLUMNS MAY NOT SUM TO TOTAL BECAUSE FACILITIES MAY HAVE MULTIPLE HANDLING METHODS.

NORTH CAROLINA

1993 WASTE MANAGEMENT, CONTINUED

11 MANAGEMENT METHOD AND QUANTITY OF RCRA HAZARDOUS WASTE MANAGED BY NUMBER OF FACILITIES, 1993

MANAGEMENT METHOD	SYSTEM TYPE CODE	QUANTITY MANAGED (TONS)	PERCENTAGE OF QUANTITY	NUMBER OF FACILITIES	PERCENTAGE OF FACILITIES
SOLVENTS RECOVERY	M021-M029	1,074	0	8	26
AQUEOUS INORGANIC TREATMENT	M071-M079	108,245	32	8	26
OTHER TREATMENT	M121-M129	3,577	1	7	23
INCINERATION	M041-M049	4,150	1	4	13
ENERGY RECOVERY (REUSE AS FUEL)	M051-M059	5,709	2	4	13
FUEL BLENDING	M061-----	4,788	1	3	10
AQUEOUS ORGANIC TREATMENT	M081-M089	200,708	60	3	10
AQUEOUS ORGANIC AND INORGANIC TREATMENT	M091-M099	789	0	2	6
STABILIZATION	M111-M119	7,935	2	1	3
TOTAL		336,975	100	31	

NOTE: FACILITIES WITH ONLY STORAGE UNITS ARE EXCLUDED.
COLUMNS MAY NOT SUM DUE TO ROUNDING.
COLUMNS MAY NOT SUM TO TOTAL BECAUSE FACILITIES MAY HAVE MULTIPLE HANDLING METHODS.

12 QUANTITY AND PERCENTAGE OF RCRA HAZARDOUS WASTEWATER AND NON-WASTEWATER MANAGED IN 1993

MANAGEMENT TYPE	TONS	PERCENTAGE
WASTEWATER	313,369	93.0
NON-WASTEWATER	23,606	7.0
TOTAL	336,975	100.0

NORTH CAROLINA

1993 WASTE SHIPMENTS

13 NUMBER OF RCRA HAZARDOUS WASTE SHIPPERS: 617

14 QUANITIY OF RCRA HAZARDOUS WASTE SHIPPED: 117,764 TONS

15 FIFTY LARGEST RCRA HAZARDOUS WASTE SHIPPERS, 1993

RANK	EPA ID	SITE NAME	CITY	QUANTITY SHIPPED (TONS)
1	NCD000648451	LAIDLAW ENVIRONMENTAL	REIDSVILLE	20,638
2	NCD054290770	THOMASVILLE FURNITURE IND.	LENOIR	14,845
3	NCD980842132	ECOFLO INCORPORATED	GREENSBORO	8,959
4	NCD000773655	OLDOVER CORPORATION	NORWOOD	4,104
5	NCD121700777	HERITAGE ENVIRONMENT	CHARLOTTE	3,641
6	NCD093340487	FLORIDA STEEL CORPORATION	CHARLOTTE	3,364
7	NCD003162542	ALUMINUM COMPANY OF AMERICA	BADIN	3,024
8	NCD085074821	HOECHST CELANESE CORP.	GASTONIA	3,009
9	NCD042091975	MALLINCKRODT SPECIALTY CHEMICALS	RALEIGH	1,877
10	NCD077840148	SAFETY-KLEEN CORP	ARCHDALE	1,734
11	NCD000776740	SAFETY - KLEEN CORP.	RALEIGH	1,610
12	NCD079060059	SAFETY - KLEEN	CHARLOTTE	1,532
13	NCD057450090	SAFELITE GLASS CORP.	ENFIELD	1,488
14	NC6570024475	US AIR FORCE- POPE	POPE AFB	1,389
15	NCD980846935	SAFETY -KLEEN CORP.	ST. PAUL	1,364
16	NCD082363102	HELENA CHEMICAL COMPANY	LAURINBURG	1,264
17	NCT000002323	WATTS REGULATOR	SPINDALE	1,260
18	NCD986166338	ADVANCED ENVIROMENTAL TECH CORP	CREEDMOOR	1,253
19	NCD057037194	GENERAL ELECTRIC CO.	MEBAN	1,147
20	NCD061263315	ASHLAND CHEMICAL CO	CHARLOTTE	1,024
21	NCD091245498	FREIGHLINER CORPORATION	MOUNT HOLLY	988
22	NCD982114373	KONICA MANUFACTURING, USA, INC.	WHITSETT	953
23	NCD018652339	FREIGHTLINER CORPORATION	CLEVELAND	761
24	NCD049997786	BASF CORPORATION	MORGANTON	734
25	NCD986191781	SOUTHERN STATES GALVANIZING	ABERDEEN	714
26	NCD097363527	WATTS REGULATOR	SPINDALE	651
27	NCD000771964	FMC CORP, LITHIUM DIV. CHEMICAL PLANT	BESSEMER CITY	642
28	NCD085083004	DANAHER TOOL GROUP-EASCO HAND TOOLS	GASTONIA	608
29	NCD067427922	MOEN INCORPORATED	SANFORD	568
30	NCD006390561	AKZO COATING INC.	HIGH POINT	522
31	NC1170027261	MCAS CHERRY POINT	CHERRY POINT	520
32	NCD071561864	THE SHERWIN-WILLIAMS COMPANY	GREENSBORO	478
33	NCD041415019	THE VALSPAR CORPORATION	HIGH POINT	477
34	NCD067441394	R.J. REYNOLDS TOBACCO CO-604	WINSTON-SALEM	452
35	NCD038547519	KEMET ELECTRONICS CORP.	SHELBY	417
36	NCD086872082	THECHNOGRAPHICS PRINTWORLD	MONROE	415
37	NCD048467427	MINERAL RESEARCH & DEVELOPMENT CORP	HARRISBURG	403
38	NC8210020121	XVIII ABN CORPS & FORT BRAGG	FORT BRAGG	374
39	NCD990868168	SUN CHEMICAL CORP. GPI DIVISION	CHARLOTTE	355
40	NC6170022580	UNITED STATES MARINE CORPS	CAMP LEJEUNE	337
41	NCD083673616	REEVES INTERNATIONAL GRAVE PLANT	RUTHERFORDTON	331
42	NCD003232030	LILLY COMPANY	HIGH POINT	325
43	NCD049774979	UNION CAMP CORPORATION	ASHEVILLE	310
44	NCD093787307	PLANTATION PIPE LINE COMPANY	GREENSBORO	300
45	NCD000623074	COLONIAL PIPELINE CO.	PAW CREEK	300
46	NCD000735902	MARATHON OIL COMPANY	PAW CREEK	300
47	NCD093137636	GENERAL WOOD PRESERVING COMPANY, INC.	LELAND	294
48	NCD044514602	RJ REYNOLDS TOBACCO CO -200	WINSTON-SALEM	287
49	NCD062567623	HENKEL CORPORATION-CHARLOTTE	CHARLOTTE	270
50	NCD047369046	DUPONT EI DE NEMOURS & CO. CAPE FEAR	LELAND	261
TOTAL				92,874

NOTES: COLUMNS MAY NOT SUM DUE TO ROUNDING.
STATE MAY HAVE FEWER THAN FIFTY SHIPPERS.

NORTH CAROLINA

1993 WASTE RECEIPTS

16 NUMBER OF RCRA HAZARDOUS WASTE RECEIVERS: 20

17 QUANITIY OF RCRA HAZARDOUS WASTE RECEIVED: 43,522 TONS

18 FIFTY LARGEST RCRA HAZARDOUS WASTE RECEIVERS, 1993

RANK	EPA ID	SITE NAME	CITY	QUANTITY RECEIVED (TONS)
1	NCD000648451	LAIDLAW ENVIRONMENTAL	REIDSVILLE	16,877
2	NCD980842132	ECOFLO INCORPORATED	GREENSBORO	7,171
3	NCD121700777	HERITAGE ENVIRONMENT	CHARLOTTE	5,905
4	NCD000773655	OLDOVER CORPORATION	NORWOOD	3,754
5	NCD003152642	CAROLINA SOLITE CORPORATION	NORWOOD	3,623
6	NCD077840148	SAFETY-KLEEN CORP	ARCHDALE	2,821
7	NCD986166338	ADVANCED ENVIROMENTAL TECH CORP	CREEDMOOR	1,264
8	NCD049773245	DETREX CORPORATION	CHARLOTTE	949
9	NCD079060059	SAFETY - KLEEN	CHARLOTTE	414
10	NCD000776740	SAFETY - KLEEN CORP.	RALEIGH	232
11	NCD980846935	SAFETY -KLEEN CORP.	ST. PAUL	176
12	NCD047373766	BURROUGHS WELLCOME CO	GREENVILLE	88
13	NCD000771964	FMC CORP, LITHIUM DIV. CHEMICAL PLANT	BESSEMER CITY	87
14	NC8210020121	XVIII ABN CORPS & FORT BRAGG	FORT BRAGG	72
15	NCD095119210	SAFT-NIFE INC.	GREENVILLE	36
16	NC6170022580	UNITED STATES MARINE CORPS	CAMP LEJEUNE	29
17	NCD991278466	BROYHILL FURNITURE	LENOIR	10
18	NCD065655599	GLAXO INC. R& D SITE	RESEARCH TRIANGLE PARK	10
19	NCD000830737	NORTH CAROLINA STATE UNIVERSITY	RALEIGH	5
20	NC7570024474	USAF SEYMOUR JOHNSON	GOLDSBORO	0
TOTAL				43,522

NOTES: COLUMNS MAY NOT SUM DUE TO ROUNDING.
STATE MAY HAVE FEWER THAN FIFTY FACILITIES THAT RECEIVED WASTE.

NORTH CAROLINA

1993 WASTE RECEIPTS, CONTINUED

19 QUANTITY OF RCRA HAZARDOUS WASTE MANAGED, BY MANGEMENT METHOD, LIMITED TO WASTE RECEIVED FROM OFFSITE, 1993

MANAGEMENT METHOD	SYSTEM TYPE CODE	QUANTITY MANAGED (TONS)	PERCENTAGE OF QUANTITY	NUMBER OF FACILITIES	PERCENTAGE OF FACILITIES
SOLVENTS RECOVERY	M021-M029	949	7	1	13
INCINERATION	M041-M049	97	1	2	25
ENERGY RECOVERY (REUSE AS FUEL)	M051-M059	3,623	25	1	13
FUEL BLENDING	M061-----	4,771	33	3	38
AQUEOUS INORGANIC TREATMENT	M071-M079	1,473	10	1	13
AQUEOUS ORGANIC AND INORGANIC TREATMENT	M091-M099	0	0	1	13
OTHER TREATMENT	M121-M129	3,531	24	4	50
TOTAL		14,444	100	8	

20 MANAGEMENT METHOD, BY QUANTITY OF RCRA HAZARDOUS WASTE MANAGED, LIMITED TO WASTE RECEIVED FROM OFFSITE, 1993

MANAGEMENT METHOD	SYSTEM TYPE CODE	QUANTITY MANAGED (TONS)	PERCENTAGE OF QUANTITY	NUMBER OF FACILITIES	PERCENTAGE OF FACILITIES
FUEL BLENDING	M061-----	4,771	33	3	38
ENERGY RECOVERY (REUSE AS FUEL)	M051-M059	3,623	25	1	13
OTHER TREATMENT	M121-M129	3,531	24	4	50
AQUEOUS INORGANIC TREATMENT	M071-M079	1,473	10	1	13
SOLVENTS RECOVERY	M021-M029	949	7	1	13
INCINERATION	M041-M049	97	1	2	25
AQUEOUS ORGANIC AND INORGANIC TREATMENT	M091-M099	0	0	1	13
TOTAL		14,444	100	8	

NOTE: FACILITIES WITH ONLY STORAGE UNITS ARE EXCLUDED.
COLUMNS MAY NOT SUM DUE TO ROUNDING.
COLUMNS MAY NOT SUM TO TOTAL BECAUSE FACILITIES MAY HAVE MULTIPLE HANDLING METHODS.

NORTH CAROLINA

1993 WASTE RECEIPTS, CONTINUED

21 MANAGEMENT METHOD AND QUANTITY OF RCRA HAZARDOUS WASTE MANAGED, BY NUMBER OF FACILITIES, LIMITED TO WASTE RECEIVED FROM OFF SITE, 1993

MANAGEMENT METHOD	SYSTEM TYPE CODE	QUANTITY MANAGED (TONS)	PERCENTAGE OF QUANTITY	NUMBER OF FACILITIES	PERCENTAGE OF FACILITIES
OTHER TREATMENT	M121-M129	3,531	24	4	50
FUEL BLENDING	M061-----	4,771	33	3	38
INCINERATION	M041-M049	97	1	2	25
SOLVENTS RECOVERY	M021-M029	949	7	1	13
ENERGY RECOVERY (REUSE AS FUEL)	M051-M059	3,623	25	1	13
AQUEOUS INORGANIC TREATMENT	M071-M079	1,473	10	1	13
AQUEOUS ORGANIC AND INORGANIC TREATMENT	M091-M099	0	0	1	13
TOTAL		14,444	100	8	

NOTE: FACILITIES WITH ONLY STORAGE UNITS ARE EXCLUDED.
COLUMNS MAY NOT SUM DUE TO ROUNDING.
COLUMNS MAY NOT SUM TO TOTAL BECAUSE FACILITIES MAY HAVE MULTIPLE HANDLING METHODS.

NORTH CAROLINA

1993 IMPORTS AND EXPORTS

22	QUANTITY OF RCRA HAZARDOUS WASTE IMPORTED:	25,525	TONS
23	QUANTITY OF RCRA HAZARDOUS WASTE EXPORTED:	102,299	TONS

NORTH DAKOTA

1993 WASTE GENERATION

1 NUMBER OF RCRA LARGE QUANTITY GENERATORS (LQGS): 16

2 QUANITY OF RCRA HAZARDOUS WASTE GENERATED: 594,815 TONS

3 FIFTY LARGEST RCRA HAZARDOUS WASTE GENERATORS IN THE STATE, 1993

RANK	EPA ID	SITE NAME	CITY	TOTAL GENERATED (TONS)
1	NDD006175467	AMOCO OIL COMPANY-MANDAN REFINERY	MANDAN	594,307
2	NDD000690594	DAKOTA GASIFICATION COMPANY	BEULAH	135
3	NDD167721265	HEALTH CARE INCINERATORS	FARGO	122
4	NDD053426565	LUCAS WESTERN INC., FSD	JAMESTOWN	47
5	NDD084497775	3M DATA STORAGE PRODUCTS	WAHPETON	42
6	ND3571924759	GRAND FORKS AIR FORCE BASE	GRAND FORKS AFB	33
7	ND4571924758	MINOT AIR FORCE BASE	MINOT AFB	32
8	NDD031875719	WIL-RICH A DIV OF TIC UNITED CORP	WAHPETON	27
9	NDD031852478	FARSTAD OIL, INC	MINOT	19
10	NDD051439743	INDUSTRIAL PLATING CORP	WAHPETON	18
11	NDD980718225	THE COTEAU PROPERTIES CO-FREEDOM MINE	BEULAH	14
12	NDD000322164	CLARK EQUIPMENT CO - MELROE DIV	BISMARCK	10
13	NDD990872590	STEIGER TRACTOR INC	FARGO	7
14	NDD980957070	SAFETY-KLEEN CORP-BISMARCK	BISMARCK	1
15	NDD000716738	SAFETY-KLEEN CORP - FARGO	FARGO	1
16	NDD982591794	WASTE RECOVERY SERVICES INC	BELFIELD	0
TOTAL				594,815

NOTE: STATE MAY HAVE FEWER THAN FIFTY GENERATORS.

NORTH DAKOTA

1993 WASTE GENERATION, CONTINUED

4 QUANTITIES OF WASTE GENERATED IN 1993 THAT WERE

- REPORTED WITH ONLY CHARACTERISTIC WASTE CODES
- REPORTED WITH ONLY LISTED WASTE CODES
- REPORTED WITH BOTH CHARACTERISTIC AND LISTED WASTE CODES

WASTE HAS ONLY CHARACTERISTIC CODES	TONS OF WASTE GENERATED	WASTE HAS ONLY LISTED CODES	TONS OF WASTE GENERATED	WASTE HAS BOTH CHARACTERISTIC AND LISTED CODES	TONS OF WASTE GENERATED
ONLY IGNITABLE	12	ONLY AN F CODE	49		
ONLY CORROSIVE	1	ONLY A K CODE	31		
ONLY REACTIVE	0	ONLY A P CODE	0		
ONLY D004-17	275	ONLY A U CODE	4		
ONLY D018-43	593,359				
HAS MORE THAN ONE CHARACTERISTIC CODE	795	HAS MORE THAN ONE LISTED CODE	144		
TOTAL	594,442	TOTAL	229	TOTAL CHAR. AND LISTED	145

5 QUANTITIES OF WASTE GENERATED IN 1993 THAT WERE MULTIPLY CODED

WASTE HAS ONLY CHARACTERISTIC CODES BUT MORE THAN ONE APPLIES	TONS OF WASTE GENERATED	ONLY LISTED CODES BUT HAS MORE THAN ONE	TONS OF WASTE GENERATED	BOTH CHAR. & LISTED CODES	TONS OF WASTE GENERATED
HAS IGNITABLE CODE	65			IGN. W/ AT LEAST 1 LSTD	78
HAS CORROSIVE CODE	737			CORR. W/ AT LEAST 1 LSTD	0
HAS REACTIVE CODE	729			REACT. W/ AT LEAST 1 LSTD	0
HAS D004-D017 CODE	725			D004-17 W/ AT LEAST 1 LSTD	56
HAS D018-D043 CODE	57			D018-43 W/ AT LEAST 1 LSTD	44
		HAS AN F CODE	144	F WASTE W/ AT LEAST 1 CHAR	145
		HAS A K CODE	144	K WASTE W/ AT LEAST 1 CHAR	0
		HAS A P CODE	0	P WASTE W/ AT LEAST 1 CHAR	0
		HAS A U CODE	0	U WASTE W/ AT LEAST 1 CHAR	0
TOTAL	795	TOTAL	144	TOTAL	145

NOTE: COLUMNS DO NOT SUM TO TOTAL BECAUSE A WASTE CODE MAY APPLY TO MORE THAN ONE WASTE.
MIXTURES WITH IGNITABLE, CORROSIVE, REACTIVE, D004-17, AND D018-43 CHARACTERISTIC CODES ALSO MAY CONTAIN OTHER CHARACTERISTIC WASTE CODES.
SIMILARLY, WASTES WITH F,K,P, AND U LISTED CODES MAY HAVE OTHER LISTED WASTE CODES.

NORTH DAKOTA

1993 WASTE MANAGEMENT

6 NUMBER OF RCRA TSD FACILITIES: 8

7 QUANITY OF RCRA HAZARDOUS WASTE MANAGED: 593,349 TONS

8 FIFTY LARGEST RCRA HAZARDOUS WASTE MANAGEMENT FACILITIES, 1993

RANK	EPAID	SITE NAME	CITY	TONS OF WASTE MANAGED
1	NDD006175467	AMOCO OIL COMPANY-MANDAN REFINERY	MANDAN	593,348
2	ND4571924758	MINOT AIR FORCE BASE	MINOT AFB	0
3	ND3571924759	GRAND FORKS AIR FORCE BASE	GRAND FORKS AFB	0
TOTAL				593,349

NOTE: STATE MAY HAVE FEWER THAN FIFTY FACILITIES THAT MANAGED WASTES.
WASTE ONLY MANAGED BY STORAGE IS NOT INCLUDED.

NORTH DAKOTA

1993 WASTE MANAGEMENT, CONTINUED

9 QUANTITY OF RCRA HAZARDOUS WASTE MANAGED BY MANAGEMENT METHOD, 1993

MANAGEMENT METHOD	SYSTEM TYPE CODE	QUANTITY MANAGED (TONS)	PERCENTAGE OF QUANTITY	NUMBER OF FACILITIES	PERCENTAGE OF FACILITIES
AQUEOUS ORGANIC TREATMENT	M081-M089	593,348	100	1	33
OTHER TREATMENT	M121-M129	1	0	2	67
TOTAL		593,349	100	3	

10 MANAGEMENT METHOD, BY QUANTITY OF RCRA HAZARDOUS WASTE MANAGED, 1993

MANAGEMENT METHOD	SYSTEM TYPE CODE	QUANTITY MANAGED (TONS)	PERCENTAGE OF QUANTITY	NUMBER OF FACILITIES	PERCENTAGE OF FACILITIES
AQUEOUS ORGANIC TREATMENT	M081-M089	593,348	100	1	33
OTHER TREATMENT	M121-M129	1	0	2	67
TOTAL		593,349	100	3	

NOTE: FACILITIES WITH ONLY STORAGE UNITS ARE EXCLUDED.
COLUMNS MAY NOT SUM DUE TO ROUNDING.
COLUMNS MAY NOT SUM TO TOTAL BECAUSE FACILITIES MAY HAVE MULTIPLE HANDLING METHODS.

NORTH DAKOTA

1993 WASTE MANAGEMENT, CONTINUED

11 MANAGEMENT METHOD AND QUANTITY OF RCRA HAZARDOUS WASTE MANAGED BY NUMBER OF FACILITIES, 1993

MANAGEMENT METHOD	SYSTEM TYPE CODE	QUANTITY MANAGED (TONS)	PERCENTAGE OF QUANTITY	NUMBER OF FACILITIES	PERCENTAGE OF FACILITIES
OTHER TREATMENT	M121-M129	1	0	2	67
AQUEOUS ORGANIC TREATMENT	M081-M089	593,348	100	1	33
TOTAL		593,349	100	3	

NOTE: FACILITIES WITH ONLY STORAGE UNITS ARE EXCLUDED.
COLUMNS MAY NOT SUM DUE TO ROUNDING.
COLUMNS MAY NOT SUM TO TOTAL BECAUSE FACILITIES MAY HAVE MULTIPLE HANDLING METHODS.

12 QUANTITY AND PERCENTAGE OF RCRA HAZARDOUS WASTEWATER AND NON-WASTEWATER MANAGED IN 1993

MANAGEMENT TYPE	TONS	PERCENTAGE
WASTEWATER	593,349	100.0
NON-WASTEWATER	0	.0
TOTAL	593,349	100.0

NORTH DAKOTA

1993 WASTE SHIPMENTS

13 NUMBER OF RCRA HAZARDOUS WASTE SHIPPERS: 17

14 QUANITIY OF RCRA HAZARDOUS WASTE SHIPPED: 2,532 TONS

15 FIFTY LARGEST RCRA HAZARDOUS WASTE SHIPPERS, 1993

RANK	EPA ID	SITE NAME	CITY	QUANTITY SHIPPED (TONS)
1	NDD006175467	AMOCO OIL COMPANY-MANDAN REFINERY	MANDAN	978
2	NDD000716738	SAFETY-KLEEN CORP - FARGO	FARGO	588
3	NDD980957070	SAFETY-KLEEN CORP-BISMARCK	BISMARCK	394
4	NDD167721265	HEALTH CARE INCINERATORS	FARGO	122
5	NDD000690594	DAKOTA GASIFICATION COMPANY	BEULAH	106
6	NDD982591794	WASTE RECOVERY SERVICES INC	BELFIELD	69
7	NDD053426565	LUCAS WESTERN INC., FSD	JAMESTOWN	47
8	NDD986268217	US CUSTOM ENVIRONMENTAL SERVICES INC	WILLISTON	43
9	NDD084497775	3M DATA STORAGE PRODUCTS	WAHPETON	42
10	ND3571924759	GRAND FORKS AIR FORCE BASE	GRAND FORKS AFB	32
11	ND4571924758	MINOT AIR FORCE BASE	MINOT AFB	31
12	NDD031875719	WIL-RICH A DIV OF TIC UNITED CORP	WAHPETON	27
13	NDD031852478	FARSTAD OIL, INC	MINOT	19
14	NDD980718225	THE COTEAU PROPERTIES CO-FREEDOM MINE	BEULAH	14
15	NDD000322164	CLARK EQUIPMENT CO - MELROE DIV	BISMARCK	11
16	NDD990872590	STEIGER TRACTOR INC	FARGO	7
17	NDD051439743	INDUSTRIAL PLATING CORP	WAHPETON	3
TOTAL				2,532

NOTES: COLUMNS MAY NOT SUM DUE TO ROUNDING.
STATE MAY HAVE FEWER THAN FIFTY SHIPPERS.

NORTH DAKOTA

1993 WASTE RECEIPTS

16 NUMBER OF RCRA HAZARDOUS WASTE RECEIVERS: 6

17 QUANITIY OF RCRA HAZARDOUS WASTE RECEIVED: 1,080 TONS

18 FIFTY LARGEST RCRA HAZARDOUS WASTE RECEIVERS, 1993

RANK	EPA ID	SITE NAME	CITY	QUANTITY RECEIVED (TONS)
1	NDD000716738	SAFETY-KLEEN CORP - FARGO	FARGO	505
2	NDD980957070	SAFETY-KLEEN CORP-BISMARCK	BISMARCK	378
3	NDD982591794	WASTE RECOVERY SERVICES INC .	BELFIELD	157
4	NDD986268217	US CUSTOM ENVIRONMENTAL SERVICES INC	WILLISTON	38
5	ND3571924759	GRAND FORKS AIR FORCE BASE	GRAND FORKS AFB	1
6	ND4571924758	MINOT AIR FORCE BASE	MINOT AFB	1
TOTAL				1,080

NOTES: COLUMNS MAY NOT SUM DUE TO ROUNDING.
STATE MAY HAVE FEWER THAN FIFTY FACILITIES THAT RECEIVED WASTE.

NORTH DAKOTA

1993 WASTE RECEIPTS, CONTINUED

19 QUANTITY OF RCRA HAZARDOUS WASTE MANAGED, BY MANGEMENT METHOD, LIMITED TO WASTE RECEIVED FROM OFFSITE, 1993

MANAGEMENT METHOD	SYSTEM TYPE CODE	QUANTITY MANAGED (TONS)	PERCENTAGE OF QUANTITY	NUMBER OF FACILITIES	PERCENTAGE OF FACILITIES
OTHER TREATMENT	M121-M129	0	100	1	100
TOTAL		0	100	1	

20 MANAGEMENT METHOD, BY QUANTITY OF RCRA HAZARDOUS WASTE MANAGED, LIMITED TO WASTE RECEIVED FROM OFFSITE, 1993

MANAGEMENT METHOD	SYSTEM TYPE CODE	QUANTITY MANAGED (TONS)	PERCENTAGE OF QUANTITY	NUMBER OF FACILITIES	PERCENTAGE OF FACILITIES
OTHER TREATMENT	M121-M129	0	100	1	100
TOTAL		0	100	1	

NOTE: FACILITIES WITH ONLY STORAGE UNITS ARE EXCLUDED.
COLUMNS MAY NOT SUM DUE TO ROUNDING.
COLUMNS MAY NOT SUM TO TOTAL BECAUSE FACILITIES MAY HAVE MULTIPLE HANDLING METHODS.

NORTH DAKOTA

1993 WASTE RECEIPTS, CONTINUED

21 MANAGEMENT METHOD AND QUANTITY OF RCRA HAZARDOUS WASTE MANAGED, BY NUMBER OF FACILITIES, LIMITED TO WASTE RECEIVED FROM OFF SITE, 1993

MANAGEMENT METHOD	SYSTEM TYPE CODE	QUANTITY MANAGED (TONS)	PERCENTAGE OF QUANTITY	NUMBER OF FACILITIES	PERCENTAGE OF FACILITIES
OTHER TREATMENT	M121-M129	0	100	1	100
TOTAL		0	100	1	

NOTE: FACILITIES WITH ONLY STORAGE UNITS ARE EXCLUDED.
COLUMNS MAY NOT SUM DUE TO ROUNDING.
COLUMNS MAY NOT SUM TO TOTAL BECAUSE FACILITIES MAY HAVE MULTIPLE HANDLING METHODS.

NORTH DAKOTA

1993 IMPORTS AND EXPORTS

22	QUANTITY OF RCRA HAZARDOUS WASTE IMPORTED:	468	TONS
23	QUANTITY OF RCRA HAZARDOUS WASTE EXPORTED:	2,460	TONS

OHIO

1993 WASTE GENERATION

1 NUMBER OF RCRA LARGE QUANTITY GENERATORS (LQGS): 1524

2 QUANITY OF RCRA HAZARDOUS WASTE GENERATED: 1,739,928 TONS

3 FIFTY LARGEST RCRA HAZARDOUS WASTE GENERATORS IN THE STATE, 1993

RANK	EPA ID	SITE NAME	CITY	TOTAL GENERATED (TONS)
1	OHD042157644	BP CHEMICALS INC	LIMA	798,180
2	OHD076741149	SCM CHEMICALS, INC. ASHTABULA PLANT I	ASHTABULA	118,070
3	OHD005048947	SYSTECH ENVIRONMENTAL CORPORATION	PAULDING	54,840
4	OHD005108477	ARISTECH CHEMICAL CORPORATION	HAVERHILL	41,531
5	OHD004228003	REPUBLIC ENGR ED STEELS CANTON PLANT	CANTON	30,974
6	OHD093945293	CWM RESOURCE RECOVERY, INC.	WEST CARROLLTON	29,080
7	OHD020273819	CHEMICAL WASTE MANAGEMENT INC	VICKERY	28,585
8	OHD048415665	ROSS INCINERATION SERVICES, INC.	GRAFTON	22,376
9	OHD045243706	ENVIROSAFE SERVICES OF OHIO INC	OREGON	18,554
10	OHD004281598	ARMCO INC	ZANESVILLE	17,038
11	OHD004465100	TIMKEN COMPANY	CANTON	15,529
12	OHD000724088	EAGLEBROOK OF OHIO INC.	CLEVELAND	15,433
13	OHD004465167	TIMKEN COMPANY WOOSTER STEEL PLANT	WOOSTER	15,290
14	OHD061029682	SCM CHEMICALS PLANT II	ASHTABULA	14,937
15	OHD980681571	NORTH EAST CHEMICAL CORPORATION	CLEVELAND	13,703
16	OHD980587364	SAFETY KLEEN CORPORATION	HEBRON	13,656
17	OHD004157418	EMPIRE-DETROIT STEEL DIVISION	MANSFIELD	13,268
18	OHD004520250	METAL PROCESSING CORPORATION	MAPLE HEIGHTS	12,666
19	OHD004218673	LTV STEEL CO INC CLEVELAND EAST	CLEVELAND	12,616
20	OHD046203774	LTV STEEL CO INC CLEVELAND WEST	CLEVELAND	11,152
21	OHD004227708	REPUBLIC ENGR ED STEELS MASSILLON CFB	MASSILLON	11,033
22	OHD004172623	LUBRIZOL CORPORATION	PAINESVILLE	10,731
23	OHD980994826	KTH PARTS INDUSTRIES	SAINT PARIS	9,070
24	OHD980897656	CHEMICAL SOLVENTS INC	CLEVELAND	8,615
25	OHD981529688	AMOCO PERFORMANCE PRODUCTS INC	MARIETTA	8,282
26	OHD004178612	RESEARCH OIL CO	CLEVELAND	8,169
27	OHD001926740	HUKILL CHEMICAL CORPORATION	BEDFORD	8,124
28	OHD980700942	ECOLOTEC INC	DAYTON	7,985
29	OHD042704510	AIR-MAZE CORPORATION	BEDFORD HEIGHTS	7,875
30	OHD004304689	PPG INDUSTRIES INC	CIRCLEVILLE	7,754
31	OHD004169488	YOUNGSTOWN WELDING & ENGINEERING CO.	YOUNGSTOWN	7,178
32	OHD083377010	ENVIRONMENTAL ENTERPRISES INC	CINCINNATI	7,144
33	OHD016077802	NORTH STAR STEEL OHIO	YOUNGSTOWN	7,079
34	OHD004274031	CLARK PROCESSING INC	DAYTON	7,002
35	OH2570090066	DEPARTMENT OF THE AIR FORCE	WRIGHT-PATTERSON AFB	6,231
36	OHD004379970	ORMET CORPORATION	HANNIBAL	6,068
37	OHD980613541	WASTE TECHNOLOGIES INDUSTRIES	EAST LIVERPOOL	6,032
38	OHD005057542	BP OIL COMPANY TOLEDO REFINERY	OREGON	5,871
39	OHD076796887	BASF CORPORATION	GREENVILLE	5,630
40	OHT400010815	TECHNEGLAS, INC.	COLUMBUS	5,580
41	OHD004343117	SHELL CHEMICAL COMPANY	BELPRE	5,347
42	OHD131726481	BFI GLENWILLOW SANITARY LANDFILL	GLENWILLOW	5,089
43	OHD066060609	CHEMTRON CORP	AVON	4,606
44	OHD000816629	SPRING GROVE RESOURCE RECOVERY INC	CINCINNATI	4,280
45	OHD980610018	RUETGERS-NEASE CORPORATION	SALEM	4,157
46	OHD032271975	MARION STEEL COMPANY	MARION	3,779
47	OHD004347308	PPG INDUSTRIES INC	DELAWARE	3,639
48	OHD061731857	COPPERWELD STEEL COMPANY	WARREN	3,542
49	OHD000817361	BFGOODRICH CO. AKRON CHEMICAL PLANT	AKRON	3,537
50	OHD038703484	PHILLIPS DISPLAY COMPONENTS	OTTAWA	3,451
TOTAL				1,490,358

NOTE: STATE MAY HAVE FEWER THAN FIFTY GENERATORS.

OHIO

1993 WASTE GENERATION, CONTINUED

4 QUANTITIES OF WASTE GENERATED IN 1993 THAT WERE

- REPORTED WITH ONLY CHARACTERISTIC WASTE CODES
- REPORTED WITH ONLY LISTED WASTE CODES
- REPORTED WITH BOTH CHARACTERISTIC AND LISTED WASTE CODES

WASTE HAS ONLY CHARACTERISTIC CODES	TONS OF WASTE GENERATED	WASTE HAS ONLY LISTED CODES	TONS OF WASTE GENERATED	WASTE HAS BOTH CHARACTERISTIC AND LISTED CODES	TONS OF WASTE GENERATED
ONLY IGNITABLE	18,288	ONLY AN F CODE	75,449		
ONLY CORROSIVE	45,822	ONLY A K CODE	889,953		
ONLY REACTIVE	343	ONLY A P CODE	5		
ONLY D004-17	96,103	ONLY A U CODE	11,767		
ONLY D018-43	34,564				
HAS MORE THAN ONE CHARACTERISTIC CODE	177,592	HAS MORE THAN ONE LISTED CODE	8,432		
TOTAL	372,712	TOTAL	985,606	TOTAL CHAR. AND LISTED	381,609

5 QUANTITIES OF WASTE GENERATED IN 1993 THAT WERE MULTIPLY CODED

WASTE HAS ONLY CHARACTERISTIC CODES BUT MORE THAN ONE APPLIES	TONS OF WASTE GENERATED	ONLY LISTED CODES BUT HAS MORE THAN ONE	TONS OF WASTE GENERATED	BOTH CHAR. & LISTED CODES	TONS OF WASTE GENERATED
HAS IGNITABLE CODE	35,411			IGN. W/ AT LEAST 1 LSTD	212,009
HAS CORROSIVE CODE	142,784			CORR. W/ AT LEAST 1 LSTD	149,936
HAS REACTIVE CODE	856			REACT. W/ AT LEAST 1 LSTD	43,367
HAS D004-D017 CODE	148,411			D004-17 W/ AT LEAST 1 LSTD	200,724
HAS D018-D043 CODE	34,550			D018-43 W/ AT LEAST 1 LSTD	200,898
		HAS AN F CODE	8,210	F WASTE W/ AT LEAST 1 CHAR	259,811
		HAS A K CODE	8,208	K WASTE W/ AT LEAST 1 CHAR	207,590
		HAS A P CODE	130	P WASTE W/ AT LEAST 1 CHAR	30,061
		HAS A U CODE	714	U WASTE W/ AT LEAST 1 CHAR	150,358
TOTAL	177,592	TOTAL	8,432	TOTAL	381,609

NOTE: COLUMNS DO NOT SUM TO TOTAL BECAUSE A WASTE CODE MAY APPLY TO MORE THAN ONE WASTE.
MIXTURES WITH IGNITABLE, CORROSIVE, REACTIVE, D004-17, AND D018-43 CHARACTERISTIC CODES ALSO MAY CONTAIN OTHER CHARACTERISTIC WASTE CODES.
SIMILARLY, WASTES WITH F,K,P, AND U LISTED CODES MAY HAVE OTHER LISTED WASTE CODES.

OHIO

1993 WASTE MANAGEMENT

6 NUMBER OF RCRA TSD FACILITIES: 117

7 QUANITY OF RCRA HAZARDOUS WASTE MANAGED: 1,697,197 TONS

8 FIFTY LARGEST RCRA HAZARDOUS WASTE MANAGEMENT FACILITIES, 1993

RANK	EPAID	SITE NAME	CITY	TONS OF WASTE MANAGED
1	OHD042157644	BP CHEMICALS INC	LIMA	798,043
2	OHD045243706	ENVIROSAFE SERVICES OF OHIO INC	OREGON	187,363
3	OHD020273819	CHEMICAL WASTE MANAGEMENT INC	VICKERY	168,698
4	OHD980793384	RESERVE ENVIRONMENTAL SERVICES INC	ASHTABULA	132,901
5	OHD980587364	SAFETY KLEEN CORPORATION	HEBRON	55,013
6	OHD987048733	LAFARGE CORPORATION	PAULDING	54,831
7	OHD005048947	SYSTECH ENVIRONMENTAL CORPORATION	PAULDING	54,224
8	OHD048415665	ROSS INCINERATION SERVICES, INC.	GRAFTON	37,513
9	OHD004178612	RESEARCH OIL CO	CLEVELAND	26,101
10	OHD005108477	ARISTECH CHEMICAL CORPORATION	HAVERHILL	23,095
11	OHD093945293	CWM RESOURCE RECOVERY, INC.	WEST CARROLLTON	22,004
12	OHD004304689	PPG INDUSTRIES INC	CIRCLEVILLE	19,707
13	OHD001926740	HUKILL CHEMICAL CORPORATION	BEDFORD	17,739
14	OH0000188409	STOLLE PRODUCTS LANDFILL	SIDNEY	16,772
15	OHD060409521	WCI STEEL INC	WARREN	11,515
16	OHD055522429	EVERGREEN ENVIRONMENTAL GROUP INC	BEDFORD	11,211
17	OHD980897656	CHEMICAL SOLVENTS INC	CLEVELAND	10,705
18	OHD004172623	LUBRIZOL CORPORATION	PAINESVILLE	9,181
19	OHD980613541	WASTE TECHNOLOGIES INDUSTRIES	EAST LIVERPOOL	9,125
20	OHD981529688	AMOCO PERFORMANCE PRODUCTS INC	MARIETTA	7,986
21	OHD980700942	ECOLOTEC INC	DAYTON	7,447
22	OHD083377010	ENVIRONMENTAL ENTERPRISES INC	CINCINNATI	5,086
23	OHD004343117	SHELL CHEMICAL COMPANY	BELPRE	5,004
24	OHD986983237	ENVIRONMENTAL PURIFICATION INDUSTRIES	TOLEDO	2,509
25	OHD004233003	MONSANTO CHEMICAL COMPANY	ADDYSTON	1,373
26	OHD039128913	DOW CHEMICAL CO HANGING ROCK PLANT	IRONTON	753
27	OHD066060609	CHEMTRON CORP	AVON	588
28	OHD004212999	BRUSH WELLMAN INC	ELMORE	239
29	OHD052324548	LIBERTY SOLVENTS & CHEMICALS	TWINSBURG	227
30	OHD980821862	KLOR KLEEN INC	CINCINNATI	130
31	OHD046202602	AZTEC PEROXIDES INC	ELYRIA	44
32	OHD004293775	AUSTIN POWDER COMPANY	MCARTHUR	40
33	OHD000810242	RMI TITANIUM COMPANY SODIUM PLANT	ASHTABULA	15
34	OHD980795264	BROWNING FERRIS INDUSTRIES OF OHIO INC	EAST PALESTINE	8
35	OH5210020736	RAVENNA ARMY AMMUNITION PLANT	RAVENNA	6
36	OH6890008984	US DEPARTMENT OF ENERGY MOUND FACILITY	MIAMISBURG	1
37	OH6890008976	US DOE FERNALD ENV MGMT PROJECT	FERNALD	0
TOTAL				1,697,197

NOTE: STATE MAY HAVE FEWER THAN FIFTY FACILITIES THAT MANAGED WASTES.
WASTE ONLY MANAGED BY STORAGE IS NOT INCLUDED.

OHIO

1993 WASTE MANAGEMENT, CONTINUED

9 QUANTITY OF RCRA HAZARDOUS WASTE MANAGED BY MANAGEMENT METHOD, 1993

MANAGEMENT METHOD	SYSTEM TYPE CODE	QUANTITY MANAGED (TONS)	PERCENTAGE OF QUANTITY	NUMBER OF FACILITIES	PERCENTAGE OF FACILITIES
METALS RECOVERY (FOR REUSE)	M011-M019	36	0	1	3
SOLVENTS RECOVERY	M021-M029	102,856	6	8	22
OTHER RECOVERY	M031-M039	11,515	1	1	3
INCINERATION	M041-M049	76,865	5	10	27
ENERGY RECOVERY (REUSE AS FUEL)	M051-M059	87,108	5	6	16
FUEL BLENDING	M061-----	60,317	4	2	5
AQUEOUS INORGANIC TREATMENT	M071-M079	133,441	8	3	8
AQUEOUS ORGANIC AND INORGANIC TREATMENT	M091-M099	60	0	1	3
STABILIZATION	M111-M119	13,717	1	3	8
OTHER TREATMENT	M121-M129	41,632	2	7	19
LANDFILL	M132-DISP	204,135	12	2	5
SURFACE IMPOUNDMENT	M133-DISP	8	0	1	3
DEEPWELL / UNDERGROUND INJECTION	M134-DISP	965,507	57	2	5
TOTAL		1,697,197	100	37	

10 MANAGEMENT METHOD, BY QUANTITY OF RCRA HAZARDOUS WASTE MANAGED, 1993

MANAGEMENT METHOD	SYSTEM TYPE CODE	QUANTITY MANAGED (TONS)	PERCENTAGE OF QUANTITY	NUMBER OF FACILITIES	PERCENTAGE OF FACILITIES
DEEPWELL / UNDERGROUND INJECTION	M134-DISP	965,507	57	2	5
LANDFILL	M132-DISP	204,135	12	2	5
AQUEOUS INORGANIC TREATMENT	M071-M079	133,441	8	3	8
SOLVENTS RECOVERY	M021-M029	102,856	6	8	22
ENERGY RECOVERY (REUSE AS FUEL)	M051-M059	87,108	5	6	16
INCINERATION	M041-M049	76,865	5	10	27
FUEL BLENDING	M061-----	60,317	4	2	5
OTHER TREATMENT	M121-M129	41,632	2	7	19
STABILIZATION	M111-M119	13,717	1	3	8
OTHER RECOVERY	M031-M039	11,515	1	1	3
AQUEOUS ORGANIC AND INORGANIC TREATMENT	M091-M099	60	0	1	3
METALS RECOVERY (FOR REUSE)	M011-M019	36	0	1	3
SURFACE IMPOUNDMENT	M133-DISP	8	0	1	3
TOTAL		1,697,197	100	37	

NOTE: FACILITIES WITH ONLY STORAGE UNITS ARE EXCLUDED.
COLUMNS MAY NOT SUM DUE TO ROUNDING.
COLUMNS MAY NOT SUM TO TOTAL BECAUSE FACILITIES MAY HAVE MULTIPLE HANDLING METHODS.

OHIO

1993 WASTE MANAGEMENT, CONTINUED

11 MANAGEMENT METHOD AND QUANTITY OF RCRA HAZARDOUS WASTE MANAGED BY NUMBER OF FACILITIES, 1993

MANAGEMENT METHOD	SYSTEM TYPE CODE	QUANTITY MANAGED (TONS)	PERCENTAGE OF QUANTITY	NUMBER OF FACILITIES	PERCENTAGE OF FACILITIES
INCINERATION	M041-M049	76,865	5	10	27
SOLVENTS RECOVERY	M021-M029	102,856	6	8	22
OTHER TREATMENT	M121-M129	41,632	2	7	19
ENERGY RECOVERY (REUSE AS FUEL)	M051-M059	87,108	5	6	16
AQUEOUS INORGANIC TREATMENT	M071-M079	133,441	8	3	8
STABILIZATION	M111-M119	13,717	1	3	8
FUEL BLENDING	M061-----	60,317	4	2	5
LANDFILL	M132-DISP	204,135	12	2	5
DEEPWELL / UNDERGROUND INJECTION	M134-DISP	965,507	57	2	5
METALS RECOVERY (FOR REUSE)	M011-M019	36	0	1	3
OTHER RECOVERY	M031-M039	11,515	1	1	3
AQUEOUS ORGANIC AND INORGANIC TREATMENT	M091-M099	60	0	1	3
SURFACE IMPOUNDMENT	M133-DISP	8	0	1	3
TOTAL		1,697,197	100	37	

NOTE: FACILITIES WITH ONLY STORAGE UNITS ARE EXCLUDED.
COLUMNS MAY NOT SUM DUE TO ROUNDING.
COLUMNS MAY NOT SUM TO TOTAL BECAUSE FACILITIES MAY HAVE MULTIPLE HANDLING METHODS.

12 QUANTITY AND PERCENTAGE OF RCRA HAZARDOUS WASTEWATER AND NON-WASTEWATER MANAGED IN 1993

MANAGEMENT TYPE	TONS	PERCENTAGE
WASTEWATER	1,140,640	67.2
NON-WASTEWATER	556,557	32.8
TOTAL	1,697,197	100.0

OHIO

1993 WASTE SHIPMENTS

13 NUMBER OF RCRA HAZARDOUS WASTE SHIPPERS: 1525

14 QUANITIY OF RCRA HAZARDOUS WASTE SHIPPED: 855,578 TONS

15 FIFTY LARGEST RCRA HAZARDOUS WASTE SHIPPERS, 1993

RANK	EPA ID	SITE NAME	CITY	QUANTITY SHIPPED (TONS)
1	OHD076741149	SCM CHEMICALS, INC. ASHTABULA PLANT I	ASHTABULA	118,070
2	OHD005048947	SYSTECH ENVIRONMENTAL CORPORATION	PAULDING	54,840
3	OHD004228003	REPUBLIC ENGR ED STEELS CANTON PLANT	CANTON	30,974
4	OHD093945293	CWM RESOURCE RECOVERY, INC.	WEST CARROLLTON	29,080
5	OHD048415665	ROSS INCINERATION SERVICES, INC.	GRAFTON	21,373
6	OHD005108477	ARISTECH CHEMICAL CORPORATION	HAVERHILL	18,435
7	OHD004281598	ARMCO INC	ZANESVILLE	17,038
8	OHD004465100	TIMKEN COMPANY	CANTON	15,529
9	OHD000724088	EAGLEBROOK OF OHIO INC.	CLEVELAND	15,433
10	OHD004465167	TIMKEN COMPANY WOOSTER STEEL PLANT	WOOSTER	15,290
11	OHD061029682	SCM CHEMICALS PLANT II	ASHTABULA	14,937
12	OHD980681571	NORTH EAST CHEMICAL CORPORATION	CLEVELAND	13,703
13	OHD980587364	SAFETY KLEEN CORPORATION	HEBRON	13,656
14	OHD045243706	ENVIROSAFE SERVICES OF OHIO INC	OREGON	13,343
15	OHD004157418	EMPIRE-DETROIT STEEL DIVISION	MANSFIELD	13,268
16	OHD004520250	METAL PROCESSING CORPORATION	MAPLE HEIGHTS	12,666
17	OHD004218673	LTV STEEL CO INC CLEVELAND EAST	CLEVELAND	12,616
18	OHD046203774	LTV STEEL CO INC CLEVELAND WEST	CLEVELAND	11,152
19	OHD004227708	REPUBLIC ENGR ED STEELS MASSILLON CFB	MASSILLON	11,033
20	OHD980994826	KTH PARTS INDUSTRIES	SAINT PARIS	9,070
21	OHD980897656	CHEMICAL SOLVENTS INC	CLEVELAND	8,615
22	OHD004178612	RESEARCH OIL CO	CLEVELAND	8,169
23	OHD001926740	HUKILL CHEMICAL CORPORATION	BEDFORD	8,123
24	OHD980700942	ECOLOTEC INC	DAYTON	7,985
25	OHD042704510	AIR-MAZE CORPORATION	BEDFORD HEIGHTS	7,875
26	OHD004169488	YOUNGSTOWN WELDING & ENGINEERING CO.	YOUNGSTOWN	7,178
27	OHD016077802	NORTH STAR STEEL OHIO	YOUNGSTOWN	7,079
28	OHD004274031	CLARK PROCESSING INC	DAYTON	7,002
29	OHD083377010	ENVIRONMENTAL ENTERPRISES INC	CINCINNATI	6,431
30	OH2570090066	DEPARTMENT OF THE AIR FORCE	WRIGHT-PATTERSON AFB	6,231
31	OHD004379970	ORMET CORPORATION	HANNIBAL	6,068
32	OHD005057542	BP OIL COMPANY TOLEDO REFINERY	OREGON	5,871
33	OHD076796887	BASF CORPORATION	GREENVILLE	5,630
34	OHT400010815	TECHNEGLAS, INC.	COLUMBUS	5,580
35	OHD980613541	WASTE TECHNOLOGIES INDUSTRIES	EAST LIVERPOOL	5,548
36	OHD131726481	BFI GLENWILLOW SANITARY LANDFILL	GLENWILLOW	5,089
37	OHD066060609	CHEMTRON CORP	AVON	4,606
38	OHD000816629	SPRING GROVE RESOURCE RECOVERY INC	CINCINNATI	4,280
39	OHD980610018	RUETGERS-NEASE CORPORATION	SALEM	4,157
40	OHD032271975	MARION STEEL COMPANY	MARION	3,779
41	OHD004304689	PPG INDUSTRIES INC	CIRCLEVILLE	3,672
42	OHD004347308	PPG INDUSTRIES INC	DELAWARE	3,639
43	OHD061731857	COPPERWELD STEEL COMPANY	WARREN	3,542
44	OHD000817361	BFGOODRICH CO. AKRON CHEMICAL PLANT	AKRON	3,537
45	OHD038703484	PHILLIPS DISPLAY COMPONENTS	OTTAWA	3,451
46	OHD087433744	CECOS INTERNATIONAL, INC.	WILLIAMSBURG	3,339
47	OHD982611238	OHIO DEPARTMENT OF TRANSPORTATION	COLUMBUS	3,276
48	OHD042707513	MOEN INCORPORATED	ELYRIA	3,270
49	OHD005051826	BP OIL COMPANY LIMA REFINERY	LIMA	3,217
50	OHD981099401	SAFETY KLEEN CORP	KENT	3,207
TOTAL				620,953

NOTES: COLUMNS MAY NOT SUM DUE TO ROUNDING.
STATE MAY HAVE FEWER THAN FIFTY SHIPPERS.

OHIO

1993 WASTE RECEIPTS

16 NUMBER OF RCRA HAZARDOUS WASTE RECEIVERS: 42

17 QUANITIY OF RCRA HAZARDOUS WASTE RECEIVED: 857,148 TONS

18 FIFTY LARGEST RCRA HAZARDOUS WASTE RECEIVERS, 1993

RANK	EPA ID	SITE NAME	CITY	QUANTITY RECEIVED (TONS)
1	OHD045243706	ENVIROSAFE SERVICES OF OHIO INC	OREGON	182,151
2	OHD020273819	CHEMICAL WASTE MANAGEMENT INC	VICKERY	141,389
3	OHD980793384	RESERVE ENVIRONMENTAL SERVICES INC	ASHTABULA	132,901
4	OHD980587364	SAFETY KLEEN CORPORATION	HEBRON	55,136
5	OHD987048733	LAFARGE CORPORATION	PAULDING	54,831
6	OHD005048947	SYSTECH ENVIRONMENTAL CORPORATION	PAULDING	54,224
7	OHD004178612	RESEARCH OIL CO	CLEVELAND	37,942
8	OHD048415665	ROSS INCINERATION SERVICES, INC.	GRAFTON	37,240
9	OHD093945293	CWM RESOURCE RECOVERY, INC.	WEST CARROLLTON	22,004
10	OHD001926740	HUKILL CHEMICAL CORPORATION	BEDFORD	17,738
11	OHD004304689	PPG INDUSTRIES INC	CIRCLEVILLE	15,850
12	OHD055522429	EVERGREEN ENVIRONMENTAL GROUP INC	BEDFORD	11,665
13	OHD060409521	WCI STEEL INC	WARREN	11,522
14	OHD980681571	NORTH EAST CHEMICAL CORPORATION	CLEVELAND	11,119
15	OHD980897656	CHEMICAL SOLVENTS INC	CLEVELAND	10,705
16	OHD980613541	WASTE TECHNOLOGIES INDUSTRIES	EAST LIVERPOOL	9,728
17	OHD980700942	ECOLOTEC INC	DAYTON	8,865
18	OHD004274031	CLARK PROCESSING INC	DAYTON	6,762
19	OHD000816629	SPRING GROVE RESOURCE RECOVERY INC	CINCINNATI	5,670
20	OHD083377010	ENVIRONMENTAL ENTERPRISES INC	CINCINNATI	5,420
21	OHD066060609	CHEMTRON CORP	AVON	4,736
22	OHD000724088	EAGLEBROOK OF OHIO INC.	CLEVELAND	3,988
23	OHD981099401	SAFETY KLEEN CORP	KENT	2,935
24	OHD981097876	SAFETY KLEEN CORP	TOLEDO	2,579
25	OHD986983237	ENVIRONMENTAL PURIFICATION INDUSTRIES	TOLEDO	2,509
26	OHD000720987	SAFETY KLEEN CORP	BRUNSWICK	1,576
27	OHD981000664	SAFETY-KLEEN CORP	GROVEPORT	1,422
28	OHD980683155	SAFETY-KLEEN CORP	TIPP CITY	1,271
29	OHD981187313	SAFETY-KLEEN CORP	SHARONVILLE	1,253
30	OHD980990162	SAFETY KLEEN CORP	YOUNGSTOWN	950
31	OHD052324548	LIBERTY SOLVENTS & CHEMICALS	TWINSBURG	304
32	OHD004212999	BRUSH WELLMAN INC	ELMORE	239
33	OHD980821862	KLOR KLEEN INC	CINCINNATI	138
34	OHD080158702	DETREX CORP	EUCLID	130
35	OHD074700311	ASHLAND CHEMICAL INC	DAYTON	97
36	OH6890008976	US DOE FERNALD ENV MGMT PROJECT	FERNALD	64
37	OH7890008983	US DOE PORTSMOUTH	PIKETON	61
38	OHD000817346	GMC PACKARD ELECTRIC DIV NRR COMPLEX	WARREN	17
39	OHD007901598	BATTELLE	COLUMBUS	7
40	OH7571724312	DEPARTMENT OF THE AIR FORCE	WRIGHT PATTERSON AFB	6
41	OHD004347308	PPG INDUSTRIES INC	DELAWARE	5
42	OHD981195779	SOUTHDOWN INC DBA SWPC	FAIRBORN	1
TOTAL				857,148

NOTES: COLUMNS MAY NOT SUM DUE TO ROUNDING.
STATE MAY HAVE FEWER THAN FIFTY FACILITIES THAT RECEIVED WASTE.

OHIO

1993 WASTE RECEIPTS, CONTINUED

19 QUANTITY OF RCRA HAZARDOUS WASTE MANAGED, BY MANGEMENT METHOD, LIMITED TO WASTE RECEIVED FROM OFFSITE, 1993

MANAGEMENT METHOD	SYSTEM TYPE CODE	QUANTITY MANAGED (TONS)	PERCENTAGE OF QUANTITY	NUMBER OF FACILITIES	PERCENTAGE OF FACILITIES
METALS RECOVERY (FOR REUSE)	M011-M019	36	0	1	5
SOLVENTS RECOVERY	M021-M029	102,856	13	8	36
OTHER RECOVERY	M031-M039	11,515	1	1	5
INCINERATION	M041-M049	60,776	8	3	14
ENERGY RECOVERY (REUSE AS FUEL)	M051-M059	56,882	7	2	9
FUEL BLENDING	M061-----	60,317	8	2	9
AQUEOUS INORGANIC TREATMENT	M071-M079	133,420	17	3	14
AQUEOUS ORGANIC AND INORGANIC TREATMENT	M091-M099	60	0	1	5
STABILIZATION	M111-M119	13,116	2	3	14
OTHER TREATMENT	M121-M129	33,555	4	5	23
LANDFILL	M132-DISP	182,151	23	1	5
DEEPWELL / UNDERGROUND INJECTION	M134-DISP	141,389	18	1	5
TOTAL		796,075	100	22	

20 MANAGEMENT METHOD, BY QUANTITY OF RCRA HAZARDOUS WASTE MANAGED, LIMITED TO WASTE RECEIVED FROM OFFSITE, 1993

MANAGEMENT METHOD	SYSTEM TYPE CODE	QUANTITY MANAGED (TONS)	PERCENTAGE OF QUANTITY	NUMBER OF FACILITIES	PERCENTAGE OF FACILITIES
LANDFILL	M132-DISP	182,151	23	1	5
DEEPWELL / UNDERGROUND INJECTION	M134-DISP	141,389	18	1	5
AQUEOUS INORGANIC TREATMENT	M071-M079	133,420	17	3	14
SOLVENTS RECOVERY	M021-M029	102,856	13	8	36
INCINERATION	M041-M049	60,776	8	3	14
FUEL BLENDING	M061-----	60,317	8	2	9
ENERGY RECOVERY (REUSE AS FUEL)	M051-M059	56,882	7	2	9
OTHER TREATMENT	M121-M129	33,555	4	5	23
STABILIZATION	M111-M119	13,116	2	3	14
OTHER RECOVERY	M031-M039	11,515	1	1	5
AQUEOUS ORGANIC AND INORGANIC TREATMENT	M091-M099	60	0	1	5
METALS RECOVERY (FOR REUSE)	M011-M019	36	0	1	5
TOTAL		796,075	100	22	

NOTE: FACILITIES WITH ONLY STORAGE UNITS ARE EXCLUDED.
COLUMNS MAY NOT SUM DUE TO ROUNDING.
COLUMNS MAY NOT SUM TO TOTAL BECAUSE FACILITIES MAY HAVE MULTIPLE HANDLING METHODS.

OHIO

1993 WASTE RECEIPTS, CONTINUED

21 MANAGEMENT METHOD AND QUANTITY OF RCRA HAZARDOUS WASTE MANAGED, BY NUMBER OF FACILITIES, LIMITED TO WASTE RECEIVED FROM OFF SITE, 1993

MANAGEMENT METHOD	SYSTEM TYPE CODE	QUANTITY MANAGED (TONS)	PERCENTAGE OF QUANTITY	NUMBER OF FACILITIES	PERCENTAGE OF FACILITIES
SOLVENTS RECOVERY	M021-M029	102,856	13	8	36
OTHER TREATMENT	M121-M129	33,555	4	5	23
INCINERATION	M041-M049	60,776	8	3	14
AQUEOUS INORGANIC TREATMENT	M071-M079	133,420	17	3	14
STABILIZATION	M111-M119	13,116	2	3	14
ENERGY RECOVERY (REUSE AS FUEL)	M051-M059	56,882	7	2	9
FUEL BLENDING	M061-----	60,317	8	2	9
METALS RECOVERY (FOR REUSE)	M011-M019	36	0	1	5
OTHER RECOVERY	M031-M039	11,515	1	1	5
AQUEOUS ORGANIC AND INORGANIC TREATMENT	M091-M099	60	0	1	5
LANDFILL	M132-DISP	182,151	23	1	5
DEEPWELL / UNDERGROUND INJECTION	M134-DISP	141,389	18	1	5
TOTAL		796,075	100	22	

NOTE: FACILITIES WITH ONLY STORAGE UNITS ARE EXCLUDED.
COLUMNS MAY NOT SUM DUE TO ROUNDING.
COLUMNS MAY NOT SUM TO TOTAL BECAUSE FACILITIES MAY HAVE MULTIPLE HANDLING METHODS.

OHIO

1993 IMPORTS AND EXPORTS

22	QUANTITY OF RCRA HAZARDOUS WASTE IMPORTED:	423,378	TONS
23	QUANTITY OF RCRA HAZARDOUS WASTE EXPORTED:	295,335	TONS

OKLAHOMA

1993 WASTE GENERATION

1 NUMBER OF RCRA LARGE QUANTITY GENERATORS (LQGS): 193

2 QUANITY OF RCRA HAZARDOUS WASTE GENERATED: 1,145,732 TONS

3 FIFTY LARGEST RCRA HAZARDOUS WASTE GENERATORS IN THE STATE, 1993

RANK	EPA ID	SITE NAME	CITY	TOTAL GENERATED (TONS)
1	OKD000829440	ZINC CORPORATION OF AMERICA	BARTLESVILLE	858,931
2	OKD007233836	CONOCO, INC. - PONCA CITY REFINERY	PONCA CITY	170,449
3	OKD065438376	U.S. POLL. CONTROL, INC.-LONE MOUNTAIN	WAYNOKA	34,805
4	OKD089761290	CHIEF SUPPLY CORPORATION	HASKELL	9,517
5	OKD074274333	MOORE BUSINESS FORMS	STILLWATER	8,801
6	OKD000632737	HYDROCARBON RECYCLERS, INC.	TULSA	8,315
7	OK1571724391	OC-ALC/EMC, TINKER AFB	TINKER AFB	7,340
8	OKD007219181	SHEFFIELD STEEL CORPORATION	SAND SPRINGS	7,082
9	OKD058078775	SUN COMPANY, INC. (R & M) - TULSA REF.	TULSA	6,981
10	OKD074294612	BRUNSWICK - MERCURY MARINE MERCRUISER	STILLWATER	6,091
11	OKD079986568	XEROX CORPORATION	OKLAHOMA CITY	1,651
12	OKD000757948	CONOCO, INC. - OKLA. CITY PROD. TERM.	OKLAHOMA CITY	1,583
13	OK9570000001	MCDONNELL DOUGLAS TULSA	TULSA	1,400
14	OKD072424104	BAKER PERFORMANCE CHEMICALS, INC.	SAND SPRINGS	1,304
15	OKD043440999	ARMSTRONG WORLD INDUSTRIES, INC.	STILLWATER	1,097
16	OKD072401045	FORD MOTOR CO.-TULSA GLASS PLANT	TULSA	1,026
17	OKD082565714	GENERAL MOTORS CORP.-MCD GROUP	OKLAHOMA CITY	1,010
18	OKD065436180	NATIONAL-STANDARD CO.	STILLWATER	1,000
19	OKD001824564	AMERICAN AIRLINES, M & E CENTER	TULSA	983
20	OKD032963530	MADEWELL & MADEWELL, INC.	JONES	924
21	OKD020721098	DELTA FAUCET OF OKLAHOMA	CHICKASHA	921
22	OKD053959326	WEBCO INDUSTRIES-SOUTHWEST TUBE DIV.	SAND SPRINGS	918
23	OKD000396549	KERR-MCGEE REFINING CORPORATION	WYNNEWOOD	784
24	OKD062267448	3M WEATHERFORD	WEATHERFORD	704
25	OKD007158454	EAGLE-PICHER IND., INC. - EOM DEPT.	QUAPAW	666
26	OKD099714354	OKLAHOMA STEEL & WIRE CO.	MADILL	641
27	OKD990696890	J. P. EMCO, INC.	ADA	601
28	OKD057705972	TOTAL PETROLEUM, INC.	ARDMORE	508
29	OKD990750960	SINCLAIR OIL CORPORATION-TULSA REF.	TULSA	505
30	OK9571824045	US AIR FORCE ALTUS AFB	ALTUS	459
31	OKD007188097	SOUTHWESTERN WIRE, INC.	NORMAN	372
32	OKD000803601	PHILLIPS RESEARCH CENTER	BARTLESVILLE	358
33	OKD987095304	BRENT INDUSTRIES, INC.	BARTLESVILLE	307
34	OKD007192719	ALLIED MATERIALS CORPORATION	STROUD	301
35	OKP410139576	SOUTHERN MANAGEMENT, INC.	CAMARGO	298
36	OK4213720846	HQ USAFACFS DIRECTORATE OF ENV. QLTY.	FORT SILL	287
37	OKD007194475	KIMRAY, INC.	OKLAHOMA CITY	274
38	OKD007220262	ROCKWELL INTERNATIONAL, INC.-NAAD TULSA	TULSA	266
39	OKD980877856	DANA CORP.-BOSTON WEATHERHEAD DIV.	VINITA	257
40	OKD061631354	THE CROSBY GROUP - MCKISSICK PLANT	TULSA	243
41	OKD094029063	KWIKSET CORPORATION	BRISTOW	217
42	OKD007335524	THOMASON LUMBER & TIMBER CO.	BROKEN BOW	208
43	OKD981908395	UNARCO COMMERCIAL PRODUCTS	WAGONER	197
44	OKD000757930	CONOCO, INC.-GLENPOOL PRODUCTS TERMINAL	JENKS	190
45	OKD007219165	PROFESSIONAL GALVANIZING ASSOCIATES	MUSKOGEE	181
46	OKD007218340	SOUTHWEST UNITED INDUSTRIES, INC.	TULSA	173
47	OKD981597917	LORI, INC.	TULSA	149
48	OKD055943286	GRAPHIC ELECTRONICS	TULSA	142
49	OKD981153232	BIO-CIDE INTERNATIONAL, INC.	NORMAN	142
50	OKD000814228	HALLIBURTON ENERGY SERVICES	DUNCAN	132
TOTAL				1,141,694

NOTE: STATE MAY HAVE FEWER THAN FIFTY GENERATORS.

OKLAHOMA

1993 WASTE GENERATION, CONTINUED

4 QUANTITIES OF WASTE GENERATED IN 1993 THAT WERE

- REPORTED WITH ONLY CHARACTERISTIC WASTE CODES
- REPORTED WITH ONLY LISTED WASTE CODES
- REPORTED WITH BOTH CHARACTERISTIC AND LISTED WASTE CODES

WASTE HAS ONLY CHARACTERISTIC CODES	TONS OF WASTE GENERATED	WASTE HAS ONLY LISTED CODES	TONS OF WASTE GENERATED	WASTE HAS BOTH CHARACTERISTIC AND LISTED CODES	TONS OF WASTE GENERATED
ONLY IGNITABLE	2,554	ONLY AN F CODE	172,820		
ONLY CORROSIVE	5,083	ONLY A K CODE	12,438		
ONLY REACTIVE	5	ONLY A P CODE	0		
ONLY D004-17	868,302	ONLY A U CODE	144		
ONLY D018-43	2,369				
HAS MORE THAN ONE CHARACTERISTIC CODE	13,849	HAS MORE THAN ONE LISTED CODE	96		
TOTAL	892,162	TOTAL	185,498	TOTAL CHAR. AND LISTED	68,066

5 QUANTITIES OF WASTE GENERATED IN 1993 THAT WERE MULTIPLY CODED

WASTE HAS ONLY CHARACTERISTIC CODES BUT MORE THAN ONE APPLIES	TONS OF WASTE GENERATED	ONLY LISTED CODES BUT HAS MORE THAN ONE	TONS OF WASTE GENERATED	BOTH CHAR. & LISTED CODES	TONS OF WASTE GENERATED
HAS IGNITABLE CODE	1,866			IGN. W/ AT LEAST 1 LSTD	19,536
HAS CORROSIVE CODE	12,094			CORR. W/ AT LEAST 1 LSTD	38,232
HAS REACTIVE CODE	4,313			REACT. W/ AT LEAST 1 LSTD	34,324
HAS D004-D017 CODE	8,646			D004-17 W/ AT LEAST 1 LSTD	60,519
HAS D018-D043 CODE	1,117			D018-43 W/ AT LEAST 1 LSTD	25,571
		HAS AN F CODE	96	F WASTE W/ AT LEAST 1 CHAR	66,096
		HAS A K CODE	95	K WASTE W/ AT LEAST 1 CHAR	2,749
		HAS A P CODE	95	P WASTE W/ AT LEAST 1 CHAR	306
		HAS A U CODE	96	U WASTE W/ AT LEAST 1 CHAR	7,593
TOTAL	13,849	TOTAL	96	TOTAL	68,066

NOTE: COLUMNS DO NOT SUM TO TOTAL BECAUSE A WASTE CODE MAY APPLY TO MORE THAN ONE WASTE.
MIXTURES WITH IGNITABLE, CORROSIVE, REACTIVE, D004-17, AND D018-43 CHARACTERISTIC CODES ALSO MAY CONTAIN OTHER CHARACTERISTIC WASTE CODES.
SIMILARLY, WASTES WITH F,K,P, AND U LISTED CODES MAY HAVE OTHER LISTED WASTE CODES.

OKLAHOMA

1993 WASTE MANAGEMENT

6 NUMBER OF RCRA TSD FACILITIES: 31

7 QUANITY OF RCRA HAZARDOUS WASTE MANAGED: 1,156,392 TONS

8 FIFTY LARGEST RCRA HAZARDOUS WASTE MANAGEMENT FACILITIES, 1993

RANK	EPAID	SITE NAME	CITY	TONS OF WASTE MANAGED
1	OKD000829440	ZINC CORPORATION OF AMERICA	BARTLESVILLE	857,284
2	OKD065438376	U.S. POLL. CONTROL, INC.-LONE MOUNTAIN	WAYNOKA	167,899
3	OKD007233836	CONOCO, INC. - PONCA CITY REFINERY	PONCA CITY	82,498
4	OKD000632737	HYDROCARBON RECYCLERS, INC.	TULSA	13,012
5	OKD089761290	CHIEF SUPPLY CORPORATION	HASKELL	11,938
6	OKD000402396	PERMA-FIX TREATMENT SERV., INC.	TULSA	6,256
7	OKD074274333	MOORE BUSINESS FORMS	STILLWATER	6,180
8	OKD074294612	BRUNSWICK - MERCURY MARINE MERCRUISER	STILLWATER	5,905
9	OKD058078775	SUN COMPANY, INC. (R & M) - TULSA REF.	TULSA	2,721
10	OKD032963530	MADEWELL & MADEWELL, INC.	JONES	924
11	OKD990750960	SINCLAIR OIL CORPORATION-TULSA REF.	TULSA	493
12	OKD000396549	KERR-MCGEE REFINING CORPORATION	WYNNEWOOD	396
13	OKD007158454	EAGLE-PICHER IND., INC. - EOM DEPT.	QUAPAW	315
14	OKD987097151	TRICAT, INC.	MCALESTER	309
15	OKD000803601	PHILLIPS RESEARCH CENTER	BARTLESVILLE	250
16	OKD980623037	EAGLE PICHER IND., INC. - BORON DEPT.	QUAPAW	11
17	OK1571724391	OC-ALC/EMC, TINKER AFB	TINKER AFB	1
TOTAL				1,156,392

NOTE: STATE MAY HAVE FEWER THAN FIFTY FACILITIES THAT MANAGED WASTES.
WASTE ONLY MANAGED BY STORAGE IS NOT INCLUDED.

OKLAHOMA

1993 WASTE MANAGEMENT, CONTINUED

9 QUANTITY OF RCRA HAZARDOUS WASTE MANAGED BY MANAGEMENT METHOD, 1993

MANAGEMENT METHOD	SYSTEM TYPE CODE	QUANTITY MANAGED (TONS)	PERCENTAGE OF QUANTITY	NUMBER OF FACILITIES	PERCENTAGE OF FACILITIES
SOLVENTS RECOVERY	M021-M029	2,649	0	3	18
OTHER RECOVERY	M031-M039	60,662	5	4	24
INCINERATION	M041-M049	250	0	1	6
ENERGY RECOVERY (REUSE AS FUEL)	M051-M059	176	0	1	6
FUEL BLENDING	M061-----	22,362	2	3	18
AQUEOUS INORGANIC TREATMENT	M071-M079	856,160	74	3	18
AQUEOUS ORGANIC TREATMENT	M081-M089	6,931	1	2	12
STABILIZATION	M111-M119	93,722	8	3	18
OTHER TREATMENT	M121-M129	32,461	3	5	29
LAND TREATMENT / APPLICATION / FARMING	M131-DISP	19,170	2	3	18
LANDFILL	M132-DISP	57,880	5	3	18
DEEPWELL / UNDERGROUND INJECTION	M134-DISP	3,969	0	1	6
TOTAL		1,156,392	100	17	

10 MANAGEMENT METHOD, BY QUANTITY OF RCRA HAZARDOUS WASTE MANAGED, 1993

MANAGEMENT METHOD	SYSTEM TYPE CODE	QUANTITY MANAGED (TONS)	PERCENTAGE OF QUANTITY	NUMBER OF FACILITIES	PERCENTAGE OF FACILITIES
AQUEOUS INORGANIC TREATMENT	M071-M079	856,160	74	3	18
STABILIZATION	M111-M119	93,722	8	3	18
OTHER RECOVERY	M031-M039	60,662	5	4	24
LANDFILL	M132-DISP	57,880	5	3	18
OTHER TREATMENT	M121-M129	32,461	3	5	29
FUEL BLENDING	M061-----	22,362	2	3	18
LAND TREATMENT / APPLICATION / FARMING	M131-DISP	19,170	2	3	18
AQUEOUS ORGANIC TREATMENT	M081-M089	6,931	1	2	12
DEEPWELL / UNDERGROUND INJECTION	M134-DISP	3,969	0	1	6
SOLVENTS RECOVERY	M021-M029	2,649	0	3	18
INCINERATION	M041-M049	250	0	1	6
ENERGY RECOVERY (REUSE AS FUEL)	M051-M059	176	0	1	6
TOTAL		1,156,392	100	17	

NOTE: FACILITIES WITH ONLY STORAGE UNITS ARE EXCLUDED.
COLUMNS MAY NOT SUM DUE TO ROUNDING.
COLUMNS MAY NOT SUM TO TOTAL BECAUSE FACILITIES MAY HAVE MULTIPLE HANDLING METHODS.

OKLAHOMA

1993 WASTE MANAGEMENT, CONTINUED

11 MANAGEMENT METHOD AND QUANTITY OF RCRA HAZARDOUS WASTE MANAGED BY NUMBER OF FACILITIES, 1993

MANAGEMENT METHOD	SYSTEM TYPE CODE	QUANTITY MANAGED (TONS)	PERCENTAGE OF QUANTITY	NUMBER OF FACILITIES	PERCENTAGE OF FACILITIES
OTHER TREATMENT	M121-M129	32,461	3	5	29
OTHER RECOVERY	M031-M039	60,662	5	4	24
SOLVENTS RECOVERY	M021-M029	2,649	0	3	18
FUEL BLENDING	M061-----	22,362	2	3	18
AQUEOUS INORGANIC TREATMENT	M071-M079	856,160	74	3	18
STABILIZATION	M111-M119	93,722	8	3	18
LAND TREATMENT / APPLICATION / FARMING	M131-DISP	19,170	2	3	18
LANDFILL	M132-DISP	57,880	5	3	18
AQUEOUS ORGANIC TREATMENT	M081-M089	6,931	1	2	12
INCINERATION	M041-M049	250	0	1	6
ENERGY RECOVERY (REUSE AS FUEL)	M051-M059	176	0	1	6
DEEPWELL / UNDERGROUND INJECTION	M134-DISP	3,969	0	1	6
TOTAL		1,156,392	100	17	

NOTE: FACILITIES WITH ONLY STORAGE UNITS ARE EXCLUDED.
COLUMNS MAY NOT SUM DUE TO ROUNDING.
COLUMNS MAY NOT SUM TO TOTAL BECAUSE FACILITIES MAY HAVE MULTIPLE HANDLING METHODS.

12 QUANTITY AND PERCENTAGE OF RCRA HAZARDOUS WASTEWATER AND NON-WASTEWATER MANAGED IN 1993

MANAGEMENT TYPE	TONS	PERCENTAGE
WASTEWATER	901,104	77.9
NON-WASTEWATER	255,287	22.1
TOTAL	1,156,392	100.0

OKLAHOMA

1993 WASTE SHIPMENTS

13 NUMBER OF RCRA HAZARDOUS WASTE SHIPPERS: 190

14 QUANITIY OF RCRA HAZARDOUS WASTE SHIPPED: 81,387 TONS

15 FIFTY LARGEST RCRA HAZARDOUS WASTE SHIPPERS, 1993

RANK	EPA ID	SITE NAME	CITY	QUANTITY SHIPPED (TONS)
1	OKD089761290	CHIEF SUPPLY CORPORATION	HASKELL	10,964
2	OKD065438376	U.S. POLL. CONTROL, INC.-LONE MOUNTAIN	WAYNOKA	10,749
3	OKD000632737	HYDROCARBON RECYCLERS, INC.	TULSA	9,496
4	OK1571724391	OC-ALC/EMC, TINKER AFB	TINKER AFB	7,335
5	OKD007219181	SHEFFIELD STEEL CORPORATION	SAND SPRINGS	7,082
6	OKD058078775	SUN COMPANY, INC. (R & M) - TULSA REF.	TULSA	4,260
7	OKD074274333	MOORE BUSINESS FORMS	STILLWATER	2,623
8	OKD000829440	ZINC CORPORATION OF AMERICA	BARTLESVILLE	1,666
9	OKD079986568	XEROX CORPORATION	OKLAHOMA CITY	1,651
10	OKD000757948	CONOCO, INC. - OKLA. CITY PROD. TERM.	OKLAHOMA CITY	1,583
11	OKD980878474	SAFETY-KLEEN CORPORATION	WHEATLAND	1,516
12	OK9570000001	MCDONNELL DOUGLAS TULSA	TULSA	1,400
13	OKD072424104	BAKER PERFORMANCE CHEMICALS, INC.	SAND SPRINGS	1,304
14	OKD000763821	SAFETY-KLEEN CORPORATION	TULSA	1,289
15	OKD000402396	PERMA-FIX TREATMENT SERV., INC.	TULSA	1,288
16	OKD072401045	FORD MOTOR CO.-TULSA GLASS PLANT	TULSA	1,026
17	OKD082565714	GENERAL MOTORS CORP.-MCD GROUP	OKLAHOMA CITY	1,010
18	OKD065436180	NATIONAL-STANDARD CO.	STILLWATER	985
19	OKD053959326	WEBCO INDUSTRIES-SOUTHWEST TUBE DIV.	SAND SPRINGS	918
20	OKD001824564	AMERICAN AIRLINES, M & E CENTER	TULSA	740
21	OKD007233836	CONOCO, INC. - PONCA CITY REFINERY	PONCA CITY	729
22	OKD062267448	3M WEATHERFORD	WEATHERFORD	707
23	OKD990696890	J. P. EMCO, INC.	ADA	601
24	OKD057705972	TOTAL PETROLEUM, INC.	ARDMORE	508
25	OKD020721098	DELTA FAUCET OF OKLAHOMA	CHICKASHA	475
26	OK9571824045	US AIR FORCE ALTUS AFB	ALTUS	463
27	OKD099714354	OKLAHOMA STEEL & WIRE CO.	MADILL	404
28	OKD007158454	EAGLE-PICHER IND., INC. - EOM DEPT.	QUAPAW	351
29	OKD007188097	SOUTHWESTERN WIRE, INC.	NORMAN	321
30	OKD987095304	BRENT INDUSTRIES, INC.	BARTLESVILLE	307
31	OKD007192719	ALLIED MATERIALS CORPORATION	STROUD	301
32	OKP410139576	SOUTHERN MANAGEMENT, INC.	CAMARGO	298
33	OKD007220262	ROCKWELL INTERNATIONAL, INC.-NAAD TULSA	TULSA	266
34	OKD980877856	DANA CORP.-BOSTON WEATHERHEAD DIV.	VINITA	257
35	OKD094029063	KWIKSET CORPORATION	BRISTOW	217
36	OKD007335524	THOMASON LUMBER & TIMBER CO.	BROKEN BOW	208
37	OK4213720846	HQ USAFACFS DIRECTORATE OF ENV. QLTY.	FORT SILL	208
38	OKD000803601	PHILLIPS RESEARCH CENTER	BARTLESVILLE	202
39	OKD981908395	UNARCO COMMERCIAL PRODUCTS	WAGONER	197
40	OKD000757930	CONOCO, INC.-GLENPOOL PRODUCTS TERMINAL	JENKS	190
41	OKD000396549	KERR-MCGEE REFINING CORPORATION	WYNNEWOOD	190
42	OKD074294612	BRUNSWICK - MERCURY MARINE MERCRUISER	STILLWATER	182
43	OKD007219165	PROFESSIONAL GALVANIZING ASSOCIATES	MUSKOGEE	181
44	OKD007218340	SOUTHWEST UNITED INDUSTRIES, INC.	TULSA	173
45	OKD061631354	THE CROSBY GROUP - MCKISSICK PLANT	TULSA	154
46	OKD981597917	LORI, INC.	TULSA	149
47	OKD055943286	GRAPHIC ELECTRONICS	TULSA	142
48	OKD981153232	BIO-CIDE INTERNATIONAL, INC.	NORMAN	142
49	OKD064551880	INTERPLASTIC CORP.-COMM. RESINS DIV.	PRYOR	140
50	OKD000814228	HALLIBURTON ENERGY SERVICES	DUNCAN	132
TOTAL				77,682

NOTES: COLUMNS MAY NOT SUM DUE TO ROUNDING.
STATE MAY HAVE FEWER THAN FIFTY SHIPPERS.

OKLAHOMA

1993 WASTE RECEIPTS

16 NUMBER OF RCRA HAZARDOUS WASTE RECEIVERS: 12

17 QUANITIY OF RCRA HAZARDOUS WASTE RECEIVED: 172,674 TONS

18 FIFTY LARGEST RCRA HAZARDOUS WASTE RECEIVERS, 1993

RANK	EPA ID	SITE NAME	CITY	QUANTITY RECEIVED (TONS)
1	OKD065438376	U.S. POLL. CONTROL, INC.-LONE MOUNTAIN	WAYNOKA	142,913
2	OKD089761290	CHIEF SUPPLY CORPORATION	HASKELL	11,938
3	OKD000632737	HYDROCARBON RECYCLERS, INC.	TULSA	7,070
4	OKD000402396	PERMA-FIX TREATMENT SERV., INC.	TULSA	5,093
5	OKD007233836	CONOCO, INC. - PONCA CITY REFINERY	PONCA CITY	2,653
6	OKD980878474	SAFETY-KLEEN CORPORATION	WHEATLAND	1,294
7	OKD000763821	SAFETY-KLEEN CORPORATION	TULSA	1,097
8	OKD987097151	TRICAT, INC.	MCALESTER	309
9	OKD000814228	HALLIBURTON ENERGY SERVICES	DUNCAN	168
10	OKD041502089	ASHLAND CHEMICAL COMPANY	TULSA	136
11	OKD000803601	PHILLIPS RESEARCH CENTER	BARTLESVILLE	4
12	OKD000396549	KERR-MCGEE REFINING CORPORATION	WYNNEWOOD	0
TOTAL				172,674

NOTES: COLUMNS MAY NOT SUM DUE TO ROUNDING.
STATE MAY HAVE FEWER THAN FIFTY FACILITIES THAT RECEIVED WASTE.

OKLAHOMA

1993 WASTE RECEIPTS, CONTINUED

19 QUANTITY OF RCRA HAZARDOUS WASTE MANAGED, BY MANGEMENT METHOD, LIMITED TO WASTE RECEIVED FROM OFFSITE, 1993

MANAGEMENT METHOD	SYSTEM TYPE CODE	QUANTITY MANAGED (TONS)	PERCENTAGE OF QUANTITY	NUMBER OF FACILITIES	PERCENTAGE OF FACILITIES
SOLVENTS RECOVERY	M021-M029	1,315	1	1	13
OTHER RECOVERY	M031-M039	309	0	2	25
INCINERATION	M041-M049	4	0	1	13
FUEL BLENDING	M061-----	15,924	9	3	38
AQUEOUS ORGANIC TREATMENT	M081-M089	2,653	2	1	13
STABILIZATION	M111-M119	93,503	56	2	25
OTHER TREATMENT	M121-M129	1,096	1	2	25
LANDFILL	M132-DISP	49,408	29	1	13
DEEPWELL / UNDERGROUND INJECTION	M134-DISP	3,969	2	1	13
TOTAL		168,182	100	8	

20 MANAGEMENT METHOD, BY QUANTITY OF RCRA HAZARDOUS WASTE MANAGED, LIMITED TO WASTE RECEIVED FROM OFFSITE, 1993

MANAGEMENT METHOD	SYSTEM TYPE CODE	QUANTITY MANAGED (TONS)	PERCENTAGE OF QUANTITY	NUMBER OF FACILITIES	PERCENTAGE OF FACILITIES
STABILIZATION	M111-M119	93,503	56	2	25
LANDFILL	M132-DISP	49,408	29	1	13
FUEL BLENDING	M061-----	15,924	9	3	38
DEEPWELL / UNDERGROUND INJECTION	M134-DISP	3,969	2	1	13
AQUEOUS ORGANIC TREATMENT	M081-M089	2,653	2	1	13
SOLVENTS RECOVERY	M021-M029	1,315	1	1	13
OTHER TREATMENT	M121-M129	1,096	1	2	25
OTHER RECOVERY	M031-M039	309	0	2	25
INCINERATION	M041-M049	4	0	1	13
TOTAL		168,182	100	8	

NOTE: FACILITIES WITH ONLY STORAGE UNITS ARE EXCLUDED.
COLUMNS MAY NOT SUM DUE TO ROUNDING.
COLUMNS MAY NOT SUM TO TOTAL BECAUSE FACILITIES MAY HAVE MULTIPLE HANDLING METHODS.

OKLAHOMA

1993 WASTE RECEIPTS, CONTINUED

21 MANAGEMENT METHOD AND QUANTITY OF RCRA HAZARDOUS WASTE MANAGED, BY NUMBER OF FACILITIES, LIMITED TO WASTE RECEIVED FROM OFF SITE, 1993

MANAGEMENT METHOD	SYSTEM TYPE CODE	QUANTITY MANAGED (TONS)	PERCENTAGE OF QUANTITY	NUMBER OF FACILITIES	PERCENTAGE OF FACILITIES
FUEL BLENDING	M061-----	15,924	9	3	38
OTHER RECOVERY	M031-M039	309	0	2	25
STABILIZATION	M111-M119	93,503	56	2	25
OTHER TREATMENT	M121-M129	1,096	1	2	25
SOLVENTS RECOVERY	M021-M029	1,315	1	1	13
INCINERATION	M041-M049	4	0	1	13
AQUEOUS ORGANIC TREATMENT	M081-M089	2,653	2	1	13
LANDFILL	M132-DISP	49,408	29	1	13
DEEPWELL / UNDERGROUND INJECTION	M134-DISP	3,969	2	1	13
TOTAL		168,182	100	8	

NOTE: FACILITIES WITH ONLY STORAGE UNITS ARE EXCLUDED.
COLUMNS MAY NOT SUM DUE TO ROUNDING.
COLUMNS MAY NOT SUM TO TOTAL BECAUSE FACILITIES MAY HAVE MULTIPLE HANDLING METHODS.

OKLAHOMA

1993 IMPORTS AND EXPORTS

22	QUANTITY OF RCRA HAZARDOUS WASTE IMPORTED:	153,779	TONS
23	QUANTITY OF RCRA HAZARDOUS WASTE EXPORTED:	65,467	TONS

OREGON

1993 WASTE GENERATION

1 NUMBER OF RCRA LARGE QUANTITY GENERATORS (LQGS): 184

2 QUANITY OF RCRA HAZARDOUS WASTE GENERATED: 1,392,152 TONS

3 FIFTY LARGEST RCRA HAZARDOUS WASTE GENERATORS IN THE STATE, 1993

RANK	EPA ID	SITE NAME	CITY	TOTAL GENERATED (TONS)
1	ORD060591963	INTEL CORPORATION ALOHA CAMPUS	ALOHA	834,175
2	ORD009020231	TEKTRONIX INC BEAVERTON CAMPUS	BEAVERTON	423,106
3	ORD009031840	ELF ATOCHEM NORTH AMERICA INC	PORTLAND	61,026
4	ORD987175569	OKI SEMICONDUCTOR MANUFACTURING DIVISION	TUALATIN	10,293
5	ORD045776432	CASCADE STEEL ROLLING MILLS INC	MCMINNVILLE	9,106
6	ORD981773377	AEROSCIENTIFIC CORP	BEAVERTON	7,232
7	ORD030796619	BURLINGTON NORTHERN RR DANT & RUSS	NORTH PLAINS	6,424
8	ORD981764707	NORTHWEST ALUMINUM COMPANY	THE DALLES	5,768
9	ORD027615186	PORTABLE EQUIPMENT SALVAGE COMPANY	CLACKAMAS	5,678
10	ORD009106055	OREGON STEEL MILLS INC	PORTLAND	5,631
11	ORD009039769	INTERNATIONAL PAPER GARDINER PAPER MILL	GARDINER	3,600
12	ORD980975320	CONRAD WOOD PRESERVING COMPANY INC.	NORTH BEND	2,972
13	ORD010736262	BLOUNT INC OREGON CUTTING SYSTEMS DIV	MILWAUKIE	2,488
14	ORD980725592	TEKTRONIX INC FOREST GROVE	FOREST GROVE	2,144
15	ORD009227398	VAN WATERS & ROGERS INC	PORTLAND	1,064
16	ORD000602110	FREIGHTLINER CORP -TRUCK MFG PLANT	PORTLAND	1,007
17	ORD009038761	OREGON METALLURGICAL CORPORATION	ALBANY	880
18	OR6213820917	USA UMATILLA DEPOT ACTIVITY	HERMISTON	864
19	ORD050955848	TELEDYNE WAH CHANG ALBANY	ALBANY	769
20	ORD054964481	BOEING OF PORTLAND	PORTLAND	741
21	ORD103027181	CASCADE PACIFIC INDUSTRIES INC JASPER	JASPER	691
22	ORD041265372	MINNESOTA MINING & MANUFACTURING CO	WHITE CITY	485
23	ORD089452353	CHEMICAL WASTE MANAGEMENT OF THE NW	ARLINGTON	437
24	ORD049376189	PRAEGITZER INDUSTRIES INC	DALLAS	418
25	ORD982656290	COOS BAY LUMBER CO	HAUSER	351
26	ORD000773960	MATLACK INC	PORTLAND	321
27	ORD000773937	PRECISION CASTPARTS CORP SSBO	CLACKAMAS	316
28	ORD980987382	PRAEGITZER INDUSTRIES INC	WHITE CITY	258
29	ORD980980353	WESTAK OF OREGON	FOREST GROVE	215
30	ORD173269788	WEST STATE INC	PORTLAND	190
31	ORD018216887	EAST SIDE PLATING INC - PLANTS 1 - 3	PORTLAND	153
32	ORD009049107	EAST SIDE PLATING, INC. (PLANT #4)	PORTLAND	116
33	ORD058131178	GREAT WESTERN TECHNICAL CENTER	PORTLAND	111
34	ORD003992518	ELECTRONIC CONTROLS DESIGN INC	MULINO	98
35	ORD081182180	HEWLETT-PACKARD COMPANY	CORVALLIS	89
36	ORD981762396	PACIFIC POWER & LIGHT DEMC FACILITY	MEDFORD	84
37	ORD982652463	LACAMAS LABORATORIES INC	PORTLAND	83
38	ORD009027970	PRECISION CASTPARTS CORP LPC	PORTLAND	80
39	ORD982656076	ANODIZING INC COATING DIV	PORTLAND	76
40	ORD991281619	MYERS CONTAINER CORPORATION - MARX ST	PORTLAND	76
41	ORD068788926	COLUMBIA AMERICAN PLATING CO.	PORTLAND	76
42	ORD009759085	CARLTON COMPANY	MILWAUKIE	74
43	ORD980833891	EAST SIDE PLATING, INC. (PLANT #5)	PORTLAND	71
44	ORD009412602	AKZO COATINGS INC.	SALEM	65
45	ORD050975465	PED MANUFACTURING LTD	OREGON CITY	60
46	OR0000048413	OREGON INSTITUTE OF TECHNOLOGY METRO CTR	PORTLAND	60
47	ORD009042854	JAMES RIVER PAPER COMPANY INC	PORTLAND	59
48	ORD981770761	EMARK INC	LEBANON	57
49	ORD010746402	JOHNSON CONTROLS INC, BATTERY GROUP INC	CANBY	55
50	ORD009027368	GUNDERSON INC	PORTLAND	55
TOTAL				1,390,252

NOTE: STATE MAY HAVE FEWER THAN FIFTY GENERATORS.

OREGON

1993 WASTE GENERATION, CONTINUED

4 QUANTITIES OF WASTE GENERATED IN 1993 THAT WERE

- REPORTED WITH ONLY CHARACTERISTIC WASTE CODES
- REPORTED WITH ONLY LISTED WASTE CODES
- REPORTED WITH BOTH CHARACTERISTIC AND LISTED WASTE CODES

WASTE HAS ONLY CHARACTERISTIC CODES	TONS OF WASTE GENERATED	WASTE HAS ONLY LISTED CODES	TONS OF WASTE GENERATED	WASTE HAS BOTH CHARACTERISTIC AND LISTED CODES	TONS OF WASTE GENERATED
ONLY IGNITABLE	712	ONLY AN F CODE	12,274		
ONLY CORROSIVE	1,193,634	ONLY A K CODE	20,457		
ONLY REACTIVE	1	ONLY A P CODE	2		
ONLY D004-17	17,881	ONLY A U CODE	8		
ONLY D018-43	215				
HAS MORE THAN ONE CHARACTERISTIC CODE	141,952	HAS MORE THAN ONE LISTED CODE	2		
TOTAL	1,354,395	TOTAL	32,743	TOTAL CHAR. AND LISTED	5,006

5 QUANTITIES OF WASTE GENERATED IN 1993 THAT WERE MULTIPLY CODED

WASTE HAS ONLY CHARACTERISTIC CODES BUT MORE THAN ONE APPLIES	TONS OF WASTE GENERATED	ONLY LISTED CODES BUT HAS MORE THAN ONE	TONS OF WASTE GENERATED	BOTH CHAR. & LISTED CODES	TONS OF WASTE GENERATED
HAS IGNITABLE CODE	1,116			IGN. W/ AT LEAST 1 LSTD	1,348
HAS CORROSIVE CODE	139,830			CORR. W/ AT LEAST 1 LSTD	1,840
HAS REACTIVE CODE	1,018			REACT. W/ AT LEAST 1 LSTD	781
HAS D004-D017 CODE	141,693			D004-17 W/ AT LEAST 1 LSTD	3,421
HAS D018-D043 CODE	1,936			D018-43 W/ AT LEAST 1 LSTD	1,077
		HAS AN F CODE	0	F WASTE W/ AT LEAST 1 CHAR	4,970
		HAS A K CODE	0	K WASTE W/ AT LEAST 1 CHAR	2
		HAS A P CODE	2	P WASTE W/ AT LEAST 1 CHAR	31
		HAS A U CODE	2	U WASTE W/ AT LEAST 1 CHAR	14
TOTAL	141,952	TOTAL	2	TOTAL	5,006

NOTE: COLUMNS DO NOT SUM TO TOTAL BECAUSE A WASTE CODE MAY APPLY TO MORE THAN ONE WASTE.
MIXTURES WITH IGNITABLE, CORROSIVE, REACTIVE, D004-17, AND D018-43 CHARACTERISTIC CODES ALSO MAY CONTAIN OTHER CHARACTERISTIC WASTE CODES.
SIMILARLY, WASTES WITH F,K,P, AND U LISTED CODES MAY HAVE OTHER LISTED WASTE CODES.

OREGON

1993 WASTE MANAGEMENT

6 NUMBER OF RCRA TSD FACILITIES: 11

7 QUANITY OF RCRA HAZARDOUS WASTE MANAGED: 568,633 TONS

8 FIFTY LARGEST RCRA HAZARDOUS WASTE MANAGEMENT FACILITIES, 1993

RANK	EPAID	SITE NAME	CITY	TONS OF WASTE MANAGED
1	ORD009020231	TEKTRONIX INC BEAVERTON CAMPUS	BEAVERTON	425,295
2	ORD089452353	CHEMICAL WASTE MANAGEMENT OF THE NW	ARLINGTON	131,494
3	ORD987175569	OKI SEMICONDUCTOR MANUFACTURING DIVISION	TUALATIN	10,257
4	OR6213820917	USA UMATILLA DEPOT ACTIVITY	HERMISTON	861
5	ORD050955848	TELEDYNE WAH CHANG ALBANY	ALBANY	727
TOTAL				568,633

NOTE: STATE MAY HAVE FEWER THAN FIFTY FACILITIES THAT MANAGED WASTES.
WASTE ONLY MANAGED BY STORAGE IS NOT INCLUDED.

OREGON

1993 WASTE MANAGEMENT, CONTINUED

9 QUANTITY OF RCRA HAZARDOUS WASTE MANAGED BY MANAGEMENT METHOD, 1993

MANAGEMENT METHOD	SYSTEM TYPE CODE	QUANTITY MANAGED (TONS)	PERCENTAGE OF QUANTITY	NUMBER OF FACILITIES	PERCENTAGE OF FACILITIES
INCINERATION	M041-M049	177	0	2	40
AQUEOUS INORGANIC TREATMENT	M071-M079	140,490	25	2	40
AQUEOUS ORGANIC TREATMENT	M081-M089	1	0	1	20
SLUDGE TREATMENT	M101-M109	1,331	0	1	20
STABILIZATION	M111-M119	577	0	1	20
OTHER TREATMENT	M121-M129	294,564	52	3	60
LANDFILL	M132-DISP	131,494	23	1	20
TOTAL		568,633	100	5	

10 MANAGEMENT METHOD, BY QUANTITY OF RCRA HAZARDOUS WASTE MANAGED, 1993

MANAGEMENT METHOD	SYSTEM TYPE CODE	QUANTITY MANAGED (TONS)	PERCENTAGE OF QUANTITY	NUMBER OF FACILITIES	PERCENTAGE OF FACILITIES
OTHER TREATMENT	M121-M129	294,564	52	3	60
AQUEOUS INORGANIC TREATMENT	M071-M079	140,490	25	2	40
LANDFILL	M132-DISP	131,494	23	1	20
SLUDGE TREATMENT	M101-M109	1,331	0	1	20
STABILIZATION	M111-M119	577	0	1	20
INCINERATION	M041-M049	177	0	2	40
AQUEOUS ORGANIC TREATMENT	M081-M089	1	0	1	20
TOTAL		568,633	100	5	

NOTE: FACILITIES WITH ONLY STORAGE UNITS ARE EXCLUDED.
COLUMNS MAY NOT SUM DUE TO ROUNDING.
COLUMNS MAY NOT SUM TO TOTAL BECAUSE FACILITIES MAY HAVE MULTIPLE HANDLING METHODS.

OREGON

1993 WASTE MANAGEMENT, CONTINUED

11 MANAGEMENT METHOD AND QUANTITY OF RCRA HAZARDOUS WASTE MANAGED BY NUMBER OF FACILITIES, 1993

MANAGEMENT METHOD	SYSTEM TYPE CODE	QUANTITY MANAGED (TONS)	PERCENTAGE OF QUANTITY	NUMBER OF FACILITIES	PERCENTAGE OF FACILITIES
OTHER TREATMENT	M121-M129	294,564	52	3	60
INCINERATION	M041-M049	177	0	2	40
AQUEOUS INORGANIC TREATMENT	M071-M079	140,490	25	2	40
AQUEOUS ORGANIC TREATMENT	M081-M089	1	0	1	20
SLUDGE TREATMENT	M101-M109	1,331	0	1	20
STABILIZATION	M111-M119	577	0	1	20
LANDFILL	M132-DISP	131,494	23	1	20
TOTAL		568,633	100	5	

NOTE: FACILITIES WITH ONLY STORAGE UNITS ARE EXCLUDED.
COLUMNS MAY NOT SUM DUE TO ROUNDING.
COLUMNS MAY NOT SUM TO TOTAL BECAUSE FACILITIES MAY HAVE MULTIPLE HANDLING METHODS.

12 QUANTITY AND PERCENTAGE OF RCRA HAZARDOUS WASTEWATER AND NON-WASTEWATER MANAGED IN 1993

MANAGEMENT TYPE	TONS	PERCENTAGE
WASTEWATER	435,317	76.6
NON-WASTEWATER	133,316	23.4
TOTAL	568,633	100.0

OREGON

1993 WASTE SHIPMENTS

13 NUMBER OF RCRA HAZARDOUS WASTE SHIPPERS: 179

14 QUANITIY OF RCRA HAZARDOUS WASTE SHIPPED: 42,108 TONS

15 FIFTY LARGEST RCRA HAZARDOUS WASTE SHIPPERS, 1993

RANK	EPA ID	SITE NAME	CITY	QUANTITY SHIPPED (TONS)
1	ORD045776432	CASCADE STEEL ROLLING MILLS INC	MCMINNVILLE	9,104
2	ORD030796619	BURLINGTON NORTHERN RR DANT & RUSS	NORTH PLAINS	6,424
3	ORD009106055	OREGON STEEL MILLS INC	PORTLAND	5,907
4	ORD981764707	NORTHWEST ALUMINUM COMPANY	THE DALLES	5,768
5	ORD981766124	SAFETY-KLEEN CORP	CLACKAMAS	2,300
6	ORD980725592	TEKTRONIX INC FOREST GROVE	FOREST GROVE	2,144
7	ORD027615186	PORTABLE EQUIPMENT SALVAGE COMPANY	CLACKAMAS	1,145
8	ORD000602110	FREIGHTLINER CORP -TRUCK MFG PLANT	PORTLAND	1,021
9	ORD054964481	BOEING OF PORTLAND	PORTLAND	727
10	ORD000712067	SAFETY-KLEEN CORP 7-054-01	SPRINGFIELD	639
11	ORD009020231	TEKTRONIX INC BEAVERTON CAMPUS	BEAVERTON	532
12	ORD041265372	MINNESOTA MINING & MANUFACTURING CO	WHITE CITY	485
13	ORD089452353	CHEMICAL WASTE MANAGEMENT OF THE NW	ARLINGTON	442
14	ORD000773960	MATLACK INC	PORTLAND	321
15	ORD000773937	PRECISION CASTPARTS CORP SSBO	CLACKAMAS	316
16	ORD060591963	INTEL CORPORATION ALOHA CAMPUS	ALOHA	276
17	ORD980987382	PRAEGITZER INDUSTRIES INC	WHITE CITY	258
18	ORD049376189	PRAEGITZER INDUSTRIES INC	DALLAS	219
19	ORD980980353	WESTAK OF OREGON	FOREST GROVE	215
20	ORD981773377	AEROSCIENTIFIC CORP	BEAVERTON	215
21	ORD173269788	WEST STATE INC	PORTLAND	189
22	ORD018216887	EAST SIDE PLATING INC - PLANTS 1 - 3	PORTLAND	180
23	ORD058131178	GREAT WESTERN TECHNICAL CENTER	PORTLAND	111
24	ORD081182180	HEWLETT-PACKARD COMPANY	CORVALLIS	89
25	ORD009049107	EAST SIDE PLATING, INC. (PLANT #4)	PORTLAND	84
26	ORD009027970	PRECISION CASTPARTS CORP LPC	PORTLAND	80
27	ORD982656076	ANODIZING INC COATING DIV	PORTLAND	77
28	ORD991281619	MYERS CONTAINER CORPORATION - MARX ST	PORTLAND	76
29	ORD068788926	COLUMBIA AMERICAN PLATING CO.	PORTLAND	76
30	ORD982652463	LACAMAS LABORATORIES INC	PORTLAND	73
31	ORD009412602	AKZO COATINGS INC.	SALEM	65
32	ORD009759085	CARLTON COMPANY	MILWAUKIE	64
33	ORD981762396	PACIFIC POWER & LIGHT DEMC FACILITY	MEDFORD	63
34	OR0000048413	OREGON INSTITUTE OF TECHNOLOGY METRO CTR	PORTLAND	60
35	ORD009042854	JAMES RIVER PAPER COMPANY INC	PORTLAND	59
36	ORD010736262	BLOUNT INC OREGON CUTTING SYSTEMS DIV	MILWAUKIE	59
37	ORD981770761	EMARK INC	LEBANON	57
38	ORD009027368	GUNDERSON INC	PORTLAND	57
39	ORD010746402	JOHNSON CONTROLS INC, BATTERY GROUP INC	CANBY	55
40	ORD003992518	ELECTRONIC CONTROLS DESIGN INC	MULINO	52
41	ORD009032400	J H BAXTER & CO EUGENE	EUGENE	52
42	ORD980738306	CONTINENTAL BRASS CO	PORTLAND	50
43	ORD000602490	SHERWIN-WILLIAMS CO	PORTLAND	47
44	ORD009020470	RODDA PAINT CORPORATION	PORTLAND	46
45	ORD009025644	OREGON BRASS WORKS	PORTLAND	44
46	ORD009421579	SELMET INC	ALBANY	43
47	ORD009031519	ELECTRO-CHEM METAL FINISHING INC	PORTLAND	43
48	ORD009038761	OREGON METALLURGICAL CORPORATION	ALBANY	42
49	ORD050955848	TELEDYNE WAH CHANG ALBANY	ALBANY	42
50	ORD980833891	EAST SIDE PLATING, INC. (PLANT #5)	PORTLAND	40
TOTAL				40,535

NOTES: COLUMNS MAY NOT SUM DUE TO ROUNDING.
STATE MAY HAVE FEWER THAN FIFTY SHIPPERS.

OREGON

1993 WASTE RECEIPTS

16 NUMBER OF RCRA HAZARDOUS WASTE RECEIVERS: 2

17 QUANITIY OF RCRA HAZARDOUS WASTE RECEIVED: 134,130 TONS

18 FIFTY LARGEST RCRA HAZARDOUS WASTE RECEIVERS, 1993

RANK	EPA ID	SITE NAME	CITY	QUANTITY RECEIVED (TONS)
1	ORD089452353	CHEMICAL WASTE MANAGEMENT OF THE NW	ARLINGTON	131,494
2	ORD009020231	TEKTRONIX INC BEAVERTON CAMPUS	BEAVERTON	2,636
TOTAL				134,130

NOTES: COLUMNS MAY NOT SUM DUE TO ROUNDING.
STATE MAY HAVE FEWER THAN FIFTY FACILITIES THAT RECEIVED WASTE.

OREGON

1993 WASTE RECEIPTS, CONTINUED

19 QUANTITY OF RCRA HAZARDOUS WASTE MANAGED, BY MANGEMENT METHOD, LIMITED TO WASTE RECEIVED FROM OFFSITE, 1993

MANAGEMENT METHOD	SYSTEM TYPE CODE	QUANTITY MANAGED (TONS)	PERCENTAGE OF QUANTITY	NUMBER OF FACILITIES	PERCENTAGE OF FACILITIES
AQUEOUS INORGANIC TREATMENT	M071-M079	1,275	1	1	50
SLUDGE TREATMENT	M101-M109	1,331	1	1	50
OTHER TREATMENT	M121-M129	30	0	1	50
LANDFILL	M132-DISP	131,494	98	1	50
TOTAL		134,130	100	2	

20 MANAGEMENT METHOD, BY QUANTITY OF RCRA HAZARDOUS WASTE MANAGED, LIMITED TO WASTE RECEIVED FROM OFFSITE, 1993

MANAGEMENT METHOD	SYSTEM TYPE CODE	QUANTITY MANAGED (TONS)	PERCENTAGE OF QUANTITY	NUMBER OF FACILITIES	PERCENTAGE OF FACILITIES
LANDFILL	M132-DISP	131,494	98	1	50
SLUDGE TREATMENT	M101-M109	1,331	1	1	50
AQUEOUS INORGANIC TREATMENT	M071-M079	1,275	1	1	50
OTHER TREATMENT	M121-M129	30	0	1	50
TOTAL		134,130	100	2	

NOTE: FACILITIES WITH ONLY STORAGE UNITS ARE EXCLUDED.
COLUMNS MAY NOT SUM DUE TO ROUNDING.
COLUMNS MAY NOT SUM TO TOTAL BECAUSE FACILITIES MAY HAVE MULTIPLE HANDLING METHODS.

OREGON

1993 WASTE RECEIPTS, CONTINUED

21 MANAGEMENT METHOD AND QUANTITY OF RCRA HAZARDOUS WASTE MANAGED, BY NUMBER OF FACILITIES, LIMITED TO WASTE RECEIVED FROM OFF SITE, 1993

MANAGEMENT METHOD	SYSTEM TYPE CODE	QUANTITY MANAGED (TONS)	PERCENTAGE OF QUANTITY	NUMBER OF FACILITIES	PERCENTAGE OF FACILITIES
AQUEOUS INORGANIC TREATMENT	M071-M079	1,275	1	1	50
SLUDGE TREATMENT	M101-M109	1,331	1	1	50
OTHER TREATMENT	M121-M129	30	0	1	50
LANDFILL	M132-DISP	131,494	98	1	50
TOTAL		134,130	100	2	

NOTE: FACILITIES WITH ONLY STORAGE UNITS ARE EXCLUDED.
COLUMNS MAY NOT SUM DUE TO ROUNDING.
COLUMNS MAY NOT SUM TO TOTAL BECAUSE FACILITIES MAY HAVE MULTIPLE HANDLING METHODS.

OREGON

1993 IMPORTS AND EXPORTS

22	QUANTITY OF RCRA HAZARDOUS WASTE IMPORTED:	115,068	TONS
23	QUANTITY OF RCRA HAZARDOUS WASTE EXPORTED:	26,774	TONS

PENNSYLVANIA

1993 WASTE GENERATION

1 NUMBER OF RCRA LARGE QUANTITY GENERATORS (LQGS): 1215

2 QUANITY OF RCRA HAZARDOUS WASTE GENERATED: 9,441,256 TONS

3 FIFTY LARGEST RCRA HAZARDOUS WASTE GENERATORS IN THE STATE, 1993

RANK	EPA ID	SITE NAME	CITY	TOTAL GENERATED (TONS)
1	PAD980550594	SUN COMPANY INC - MARCUS HOOK REFINERY	MARCUS HOOK	7,811,933
2	PAD002334753	OCCIDENTAL CHEMICAL CORP	POTTSTOWN	744,381
3	PAD059087072	MILL SERVICE INC - BULGER	BULGER	142,218
4	PAD000429589	GEOLOGICAL RECLAMATION OPERATIONS & WAST	MORRISVILLE	72,475
5	PAD004835146	MILL SERVICE INC - YUKON	YUKON	65,202
6	PAD990753089	GENERAL BATTERY CORP - READING COMPLEX	READING	48,986
7	PAD002330165	EAST PENN MFG CO	LYON STATION	31,160
8	PAD002326908	LUKENS STEEL CO - COATSVILLE	COATESVILLE	26,628
9	PAD004336145	WHEELING PITTSBURGH STEEL CORP-ALLENPORT	ALLENPORT	26,624
10	PAD042259374	SARTOMER COMPANY INC	WEST CHESTER	26,538
11	PAD002312791	ALLIED-SIGNAL INC - PHILADELPHIA	PHILADELPHIA	26,256
12	PAD004325254	ARMCO INC - ADVANCES MATERIALS LYNDORA	LYNDORA	16,537
13	PA5213820892	TOBYHANNA ARMY DEPOT	TOBYHANNA	15,012
14	PAD980550412	LONZA, INC.	CONSHOHOCKEN	14,341
15	PAD000436261	RUETGERS-NEASE CORP	STATE COLLEGE	14,097
16	PAD004334157	NEVILLE CHEMICAL COMPANY (NEVCO)	PITTSBURGH	12,168
17	PAD004335154	ALLEGHENY LUDLUM CORP - BRACKENRIDGE	BRACKENRIDGE	12,019
18	PAD003026531	BETHLEHEM STEEL CORP - RAIL & PIPE	STEELTON	11,318
19	PAD077883346	ROHM AND HAAS D.V.I. PHILADELPHIA PLANT	PHILADELPHIA	10,674
20	PAD002344315	CARPENTER TECHNOLOGY CORP	READING	9,911
21	PAD004340444	J&L SPECIALTY PRODUCTS CORP	MIDLAND	9,544
22	PAD030069140	QUALITY CHEMICALS INC	TYRONE	8,078
23	PAD087561015	INMETCO INC	ELLWOOD CITY	7,627
24	PAD048203822	LORD CORP - CHEMICAL PRODS SAEGERTOWN	SAEGERTOWN	7,479
25	PAD004378501	ALLEGHENY LUDLUM CORP - VANDERGRIFT	VANDERGRIFT	7,263
26	PAD004372363	ZINC CORPORATION OF AMERICA - MONACA	MONACA	7,026
27	PAD002289700	SUN COMPANY INC - PHILADELPHIA REFINERY	PHILADELPHIA	6,830
28	PAD000606285	HERCULES INC - JEFFERSON PLANT	WEST ELIZABETH	6,544
29	PAD002292068	ROHM AND HAAS D.V.I. - BRISTOL PLANT	BRISTOL	6,242
30	PAD980829329	USEPA CERCLA HEBELKA	FOGELVILLE	5,492
31	PAD004322863	SHARON TUBE COMPANY	SHARON	5,302
32	PAP000006016	USEPA CERCLA AT&T NASSAU METALS	HOMETOWN	4,668
33	PAD004322509	WASHINGTON STEEL CORP - WASHINGTON	WASHINGTON	4,653
34	PAD056723265	KOPPERS INDUSTRIES INC	MONTGOMERY	4,469
35	PAD069778967	AIR PRODUCTS & CHEMICALS - TAMAQUA	HOMETOWN	4,137
36	PAD000731430	PENNSYLVANIA POWER CO - BRUCE MANSFIELD	SHIPPINGPORT	3,955
37	PAD003038056	E.I.DUPONT DENEMOURS & CO INC - TOWANDA	TOWANDA	3,548
38	PAP000005734	USEPA CERCLA LANCASTER BATTERY	LANCASTER	3,525
39	PAD004391421	REPUBLIC ENGINEERED STEELS BEAVER FALLS	BEAVER FALLS	3,384
40	PAD004335162	ALLEGHENY LUDLUM CORP - LEECHBURG	LEECHBURG	3,352
41	PAD001882372	THOMSON CONSUMER ELECTRONICS INC	DUNMORE	3,285
42	PAD980830780	USEPA CERCLA BOARHEAD FARMS	UPPER BLACK EDDY	3,112
43	PAD000798629	RHONE-POULENC AG COMPANY	AMBLER	3,058
44	PAD043891530	CORNING ASAHI VIDEO PRODUCTS CO	STATE COLLEGE	2,821
45	PAD004337465	SHENANGO INCORPORATED	PITTSBURGH	2,821
46	PAD000736942	CALGON CARBON CORPORATION	PITTSBURGH	2,763
47	PAD004336319	PPG INDUSTRIES INC - COATINGS & RESINS	SPRINGDALE	2,698
48	PAD079181186	GNB BATTERY TECHNOLOGIES	DUNMORE	2,656
49	PAD000651752	KOPPEL STEEL CORP - KOPPEL PLANT	KOPPEL	2,414
50	PAD003043353	MERCK & CO INC - CHEROKEE PLANT	RIVERSIDE	2,409
TOTAL				9,279,632

NOTE: STATE MAY HAVE FEWER THAN FIFTY GENERATORS.

PENNSYLVANIA

1993 WASTE GENERATION, CONTINUED

4 QUANTITIES OF WASTE GENERATED IN 1993 THAT WERE

- REPORTED WITH ONLY CHARACTERISTIC WASTE CODES
- REPORTED WITH ONLY LISTED WASTE CODES
- REPORTED WITH BOTH CHARACTERISTIC AND LISTED WASTE CODES

WASTE HAS ONLY CHARACTERISTIC CODES	TONS OF WASTE GENERATED	WASTE HAS ONLY LISTED CODES	TONS OF WASTE GENERATED	WASTE HAS BOTH CHARACTERISTIC AND LISTED CODES	TONS OF WASTE GENERATED
ONLY IGNITABLE	17,628	ONLY AN F CODE	311,856		
ONLY CORROSIVE	60,819	ONLY A K CODE	99,664		
ONLY REACTIVE	75	ONLY A P CODE	14		
ONLY D004-17	134,964	ONLY A U CODE	1,041		
ONLY D018-43	8,558,294				
HAS MORE THAN ONE CHARACTERISTIC CODE	103,862	HAS MORE THAN ONE LISTED CODE	2,254		
TOTAL	8,875,641	TOTAL	414,829	TOTAL CHAR. AND LISTED	150,775

5 QUANTITIES OF WASTE GENERATED IN 1993 THAT WERE MULTIPLY CODED

WASTE HAS ONLY CHARACTERISTIC CODES BUT MORE THAN ONE APPLIES	TONS OF WASTE GENERATED	ONLY LISTED CODES BUT HAS MORE THAN ONE	TONS OF WASTE GENERATED	BOTH CHAR. & LISTED CODES	TONS OF WASTE GENERATED
HAS IGNITABLE CODE	53,598			IGN. W/ AT LEAST 1 LSTD	39,854
HAS CORROSIVE CODE	70,673			CORR. W/ AT LEAST 1 LSTD	59,811
HAS REACTIVE CODE	1,911			REACT. W/ AT LEAST 1 LSTD	526
HAS D004-D017 CODE	48,835			D004-17 W/ AT LEAST 1 LSTD	61,480
HAS D018-D043 CODE	37,860			D018-43 W/ AT LEAST 1 LSTD	21,830
		HAS AN F CODE	2,205	F WASTE W/ AT LEAST 1 CHAR	52,041
		HAS A K CODE	1,218	K WASTE W/ AT LEAST 1 CHAR	97,990
		HAS A P CODE	50	P WASTE W/ AT LEAST 1 CHAR	275
		HAS A U CODE	1,059	U WASTE W/ AT LEAST 1 CHAR	1,635
TOTAL	103,862	TOTAL	2,254	TOTAL	150,775

NOTE: COLUMNS DO NOT SUM TO TOTAL BECAUSE A WASTE CODE MAY APPLY TO MORE THAN ONE WASTE.
MIXTURES WITH IGNITABLE, CORROSIVE, REACTIVE, D004-17, AND D018-43 CHARACTERISTIC CODES ALSO MAY CONTAIN OTHER CHARACTERISTIC WASTE CODES.
SIMILARLY, WASTES WITH F,K,P, AND U LISTED CODES MAY HAVE OTHER LISTED WASTE CODES.

PENNSYLVANIA

1993 WASTE MANAGEMENT

6 NUMBER OF RCRA TSD FACILITIES: 81

7 QUANITY OF RCRA HAZARDOUS WASTE MANAGED: 9,215,329 TONS

8 FIFTY LARGEST RCRA HAZARDOUS WASTE MANAGEMENT FACILITIES, 1993

RANK	EPAID	SITE NAME	CITY	TONS OF WASTE MANAGED
1	PAD980550594	SUN COMPANY INC - MARCUS HOOK REFINERY	MARCUS HOOK	7,808,087
2	PAD002334753	OCCIDENTAL CHEMICAL CORP	POTTSTOWN	743,771
3	PAD059087072	MILL SERVICE INC - BULGER	BULGER	141,446
4	PAD004835146	MILL SERVICE INC - YUKON	YUKON	138,956
5	PAD000429589	GEOLOGICAL RECLAMATION OPERATIONS & WAST	MORRISVILLE	72,247
6	PAD010154045	ENVIRITE CORPORATION	YORK	59,469
7	PAD002389559	KEYSTONE CEMENT COMPANY	BATH	47,016
8	PAD087561015	INMETCO INC	ELLWOOD CITY	37,693
9	PAD002312791	ALLIED-SIGNAL INC - PHILADELPHIA	PHILADELPHIA	25,631
10	PAD990753089	GENERAL BATTERY CORP - READING COMPLEX	READING	25,073
11	PAD083965897	MEDUSA CEMENT COMPANY	WAMPUM	24,484
12	PAD085690592	REPUBLIC ENVIRONMENTAL SYSTEMS, INC.	HATFIELD	20,270
13	PAD002330165	EAST PENN MFG CO	LYON STATION	14,535
14	PAD980550412	LONZA, INC.	CONSHOHOCKEN	13,984
15	PAD042259374	SARTOMER COMPANY INC	WEST CHESTER	13,059
16	PAD000606285	HERCULES INC - JEFFERSON PLANT	WEST ELIZABETH	6,494
17	PAD000736942	CALGON CARBON CORPORATION	PITTSBURGH	6,078
18	PAD077883346	ROHM AND HAAS D.V.I. PHILADELPHIA PLANT	PHILADELPHIA	5,594
19	PAD002289700	SUN COMPANY INC - PHILADELPHIA REFINERY	PHILADELPHIA	4,862
20	PAD002292068	ROHM AND HAAS D.V.I. - BRISTOL PLANT	BRISTOL	2,554
21	PAD004334157	NEVILLE CHEMICAL COMPANY (NEVCO)	PITTSBURGH	2,282
22	PAD981110570	HORSEHEAD RESOURCE DEVELOPEMENT CO INC	MONACA	1,216
23	PAD003043353	MERCK & CO INC - CHEROKEE PLANT	RIVERSIDE	433
24	PAD071203046	ICI EXPLOSIVES USA INC	TAMAQUA	53
25	PAD005000591	WESTINGHOUSE - MANOR	MANOR	20
26	PAD002274975	FOAMEX LP - EDDYSTONE PLANT	EDDYSTONE	10
27	PAD004322913	MINE SAFETY APPLIANCES CO - EVANS CITY	EVANS CITY	8
28	PAD000797928	ICI AMERICAS INC - AERO & AUTO TAMAQUA	TAMAQUA	3
29	PAD067098822	REMTECH ENVIRONMENTAL LEWISBERRY, INC.	LEWISBURG	0
TOTAL				9,215,329

NOTE: STATE MAY HAVE FEWER THAN FIFTY FACILITIES THAT MANAGED WASTES.
WASTE ONLY MANAGED BY STORAGE IS NOT INCLUDED.

PENNSYLVANIA

1993 WASTE MANAGEMENT, CONTINUED

9 QUANTITY OF RCRA HAZARDOUS WASTE MANAGED BY MANAGEMENT METHOD, 1993

MANAGEMENT METHOD	SYSTEM TYPE CODE	QUANTITY MANAGED (TONS)	PERCENTAGE OF QUANTITY	NUMBER OF FACILITIES	PERCENTAGE OF FACILITIES
METALS RECOVERY (FOR REUSE)	M011-M019	38,909	0	2	7
INCINERATION	M041-M049	7,766	0	2	7
ENERGY RECOVERY (REUSE AS FUEL)	M051-M059	114,086	1	9	31
AQUEOUS INORGANIC TREATMENT	M071-M079	386,418	4	6	21
AQUEOUS ORGANIC TREATMENT	M081-M089	6,651	0	1	3
AQUEOUS ORGANIC AND INORGANIC TREATMENT	M091-M099	1,637	0	1	3
SLUDGE TREATMENT	M101-M109	21,972	0	5	17
STABILIZATION	M111-M119	49,352	1	3	10
OTHER TREATMENT	M121-M129	8,583,677	93	11	38
LAND TREATMENT / APPLICATION / FARMING	M131-DISP	4,862	0	1	3
TOTAL		9,215,329	100	29	

10 MANAGEMENT METHOD, BY QUANTITY OF RCRA HAZARDOUS WASTE MANAGED, 1993

MANAGEMENT METHOD	SYSTEM TYPE CODE	QUANTITY MANAGED (TONS)	PERCENTAGE OF QUANTITY	NUMBER OF FACILITIES	PERCENTAGE OF FACILITIES
OTHER TREATMENT	M121-M129	8,583,677	93	11	38
AQUEOUS INORGANIC TREATMENT	M071-M079	386,418	4	6	21
ENERGY RECOVERY (REUSE AS FUEL)	M051-M059	114,086	1	9	31
STABILIZATION	M111-M119	49,352	1	3	10
METALS RECOVERY (FOR REUSE)	M011-M019	38,909	0	2	7
SLUDGE TREATMENT	M101-M109	21,972	0	5	17
INCINERATION	M041-M049	7,766	0	2	7
AQUEOUS ORGANIC TREATMENT	M081-M089	6,651	0	1	3
LAND TREATMENT / APPLICATION / FARMING	M131-DISP	4,862	0	1	3
AQUEOUS ORGANIC AND INORGANIC TREATMENT	M091-M099	1,637	0	1	3
TOTAL		9,215,329	100	29	

NOTE: FACILITIES WITH ONLY STORAGE UNITS ARE EXCLUDED.
COLUMNS MAY NOT SUM DUE TO ROUNDING.
COLUMNS MAY NOT SUM TO TOTAL BECAUSE FACILITIES MAY HAVE MULTIPLE HANDLING METHODS.

PENNSYLVANIA

1993 WASTE MANAGEMENT, CONTINUED

11 MANAGEMENT METHOD AND QUANTITY OF RCRA HAZARDOUS WASTE MANAGED BY NUMBER OF FACILITIES, 1993

MANAGEMENT METHOD	SYSTEM TYPE CODE	QUANTITY MANAGED (TONS)	PERCENTAGE OF QUANTITY	NUMBER OF FACILITIES	PERCENTAGE OF FACILITIES
OTHER TREATMENT	M121-M129	8,583,677	93	11	38
ENERGY RECOVERY (REUSE AS FUEL)	M051-M059	114,086	1	9	31
AQUEOUS INORGANIC TREATMENT	M071-M079	386,418	4	6	21
SLUDGE TREATMENT	M101-M109	21,972	0	5	17
STABILIZATION	M111-M119	49,352	1	3	10
METALS RECOVERY (FOR REUSE)	M011-M019	38,909	0	2	7
INCINERATION	M041-M049	7,766	0	2	7
AQUEOUS ORGANIC TREATMENT	M081-M089	6,651	0	1	3
AQUEOUS ORGANIC AND INORGANIC TREATMENT	M091-M099	1,637	0	1	3
LAND TREATMENT / APPLICATION / FARMING	M131-DISP	4,862	0	1	3
TOTAL		9,215,329	100	29	

NOTE: FACILITIES WITH ONLY STORAGE UNITS ARE EXCLUDED.
COLUMNS MAY NOT SUM DUE TO ROUNDING.
COLUMNS MAY NOT SUM TO TOTAL BECAUSE FACILITIES MAY HAVE MULTIPLE HANDLING METHODS.

12 QUANTITY AND PERCENTAGE OF RCRA HAZARDOUS WASTEWATER AND NON-WASTEWATER MANAGED IN 1993

MANAGEMENT TYPE	TONS	PERCENTAGE
WASTEWATER	8,982,858	97.5
NON-WASTEWATER	232,471	2.5
TOTAL	9,215,329	100.0

PENNSYLVANIA

1993 WASTE SHIPMENTS

13 NUMBER OF RCRA HAZARDOUS WASTE SHIPPERS: 1214

14 QUANITIY OF RCRA HAZARDOUS WASTE SHIPPED: 513,355 TONS

15 FIFTY LARGEST RCRA HAZARDOUS WASTE SHIPPERS, 1993

RANK	EPA ID	SITE NAME	CITY	QUANTITY SHIPPED (TONS)
1	PAD004336145	WHEELING PITTSBURGH STEEL CORP-ALLENPORT	ALLENPORT	26,624
2	PAD002326908	LUKENS STEEL CO - COATSVILLE	COATESVILLE	26,545
3	PAD990753089	GENERAL BATTERY CORP - READING COMPLEX	READING	24,034
4	PAD002330165	EAST PENN MFG CO	LYON STATION	16,626
5	PAD004325254	ARMCO INC - ADVANCES MATERIALS LYNDORA	LYNDORA	16,538
6	PAD000436261	RUETGERS-NEASE CORP	STATE COLLEGE	14,097
7	PAD042259374	SARTOMER COMPANY INC	WEST CHESTER	13,480
8	PAD002292068	ROHM AND HAAS D.V.I. - BRISTOL PLANT	BRISTOL	11,555
9	PAD004335154	ALLEGHENY LUDLUM CORP - BRACKENRIDGE	BRACKENRIDGE	11,457
10	PAD003026531	BETHLEHEM STEEL CORP - RAIL & PIPE	STEELTON	11,318
11	PAD002344315	CARPENTER TECHNOLOGY CORP	READING	9,911
12	PAD004334157	NEVILLE CHEMICAL COMPANY (NEVCO)	PITTSBURGH	9,683
13	PAD004340444	J&L SPECIALTY PRODUCTS CORP	MIDLAND	9,544
14	PAD085690592	REPUBLIC ENVIRONMENTAL SYSTEMS, INC.	HATFIELD	9,023
15	PAD030069140	QUALITY CHEMICALS INC	TYRONE	8,093
16	PAD048203822	LORD CORP - CHEMICAL PRODS SAEGERTOWN	SAEGERTOWN	7,479
17	PAD004378501	ALLEGHENY LUDLUM CORP - VANDERGRIFT	VANDERGRIFT	7,263
18	PAD087561015	INMETCO INC	ELLWOOD CITY	7,254
19	PAD004372363	ZINC CORPORATION OF AMERICA - MONACA	MONACA	7,026
20	PAD980829329	USEPA CERCLA HEBELKA	FOGELVILLE	5,492
21	PAD004322863	SHARON TUBE COMPANY	SHARON	5,301
22	PAD067098822	REMTECH ENVIRONMENTAL LEWISBERRY, INC.	LEWISBURG	5,160
23	PAD004322509	WASHINGTON STEEL CORP - WASHINGTON	WASHINGTON	4,762
24	PAP000006016	USEPA CERCLA AT&T NASSAU METALS	HOMETOWN	4,668
25	PAD056723265	KOPPERS INDUSTRIES INC	MONTGOMERY	4,469
26	PAD000731430	PENNSYLVANIA POWER CO - BRUCE MANSFIELD	SHIPPINGPORT	3,955
27	PAD980550594	SUN COMPANY INC - MARCUS HOOK REFINERY	MARCUS HOOK	3,846
28	PAP000005734	USEPA CERCLA LANCASTER BATTERY	LANCASTER	3,525
29	PAD004391421	REPUBLIC ENGINEERED STEELS BEAVER FALLS	BEAVER FALLS	3,384
30	PAD004335162	ALLEGHENY LUDLUM CORP - LEECHBURG	LEECHBURG	3,352
31	PAD001882372	THOMSON CONSUMER ELECTRONICS INC	DUNMORE	3,286
32	PAD980550412	LONZA, INC.	CONSHOHOCKEN	3,234
33	PAD000738849	SAFETY-KLEEN CORP - WESTCHESTER	WESTCHESTER	3,194
34	PAD069778967	AIR PRODUCTS & CHEMICALS - TAMAQUA	HOMETOWN	3,192
35	PAD980830780	USEPA CERCLA BOARHEAD FARMS	UPPER BLACK EDDY	3,112
36	PAD000798629	RHONE-POULENC AG COMPANY	AMBLER	3,058
37	PAD004337465	SHENANGO INCORPORATED	PITTSBURGH	2,821
38	PAD043891530	CORNING ASAHI VIDEO PRODUCTS CO	STATE COLLEGE	2,700
39	PAD004336319	PPG INDUSTRIES INC - COATINGS & RESINS	SPRINGDALE	2,697
40	PAD079181186	GNB BATTERY TECHNOLOGIES	DUNMORE	2,656
41	PAD000736942	CALGON CARBON CORPORATION	PITTSBURGH	2,643
42	PAD000651752	KOPPEL STEEL CORP - KOPPEL PLANT	KOPPEL	2,414
43	PAD004322343	JESSOP STEEL COMPANY	WASHINGTON	2,365
44	PAD000766063	WASHINGTON STEEL CORP - HOUSTON	HOUSTON	2,360
45	PAD061106209	STANDARD STEEL DIV - FREEDOM FORGE CORP	BURNHAM	2,301
46	PAD077883346	ROHM AND HAAS D.V.I. PHILADELPHIA PLANT	PHILADELPHIA	2,272
47	PAD003038056	E.I.DUPONT DENEMOURS & CO INC - TOWANDA	TOWANDA	2,243
48	PAD002327708	AT&T MICROELECTRONICS	READING	2,142
49	PAD000647354	LAUREL PIPE LINE CO - BOOTH STATION	BOOTHWYN	2,023
50	PAD003043353	MERCK & CO INC - CHEROKEE PLANT	RIVERSIDE	1,976
TOTAL				348,151

NOTES: COLUMNS MAY NOT SUM DUE TO ROUNDING.
STATE MAY HAVE FEWER THAN FIFTY SHIPPERS.

PENNSYLVANIA

1993 WASTE RECEIPTS

16 NUMBER OF RCRA HAZARDOUS WASTE RECEIVERS: 27

17 QUANITIY OF RCRA HAZARDOUS WASTE RECEIVED: 302,601 TONS

18 FIFTY LARGEST RCRA HAZARDOUS WASTE RECEIVERS, 1993

RANK	EPA ID	SITE NAME	CITY	QUANTITY RECEIVED (TONS)
1	PAD004835146	MILL SERVICE INC - YUKON	YUKON	73,955
2	PAD010154045	ENVIRITE CORPORATION	YORK	59,469
3	PAD002389559	KEYSTONE CEMENT COMPANY	BATH	47,016
4	PAD087561015	INMETCO INC	ELLWOOD CITY	37,693
5	PAD085690592	REPUBLIC ENVIRONMENTAL SYSTEMS, INC.	HATFIELD	30,655
6	PAD083965897	MEDUSA CEMENT COMPANY	WAMPUM	24,484
7	PAD000736942	CALGON CARBON CORPORATION	PITTSBURGH	5,836
8	PAD067098822	REMTECH ENVIRONMENTAL LEWISBERRY, INC.	LEWISBURG	3,749
9	PAD000738823	SAFETY-KLEEN CORP - NEW KENSINGTON	NEW KINGTON	2,890
10	PAD000738849	SAFETY-KLEEN CORP - WESTCHESTER	WESTCHESTER	2,782
11	PAD987266715	SAFETY-KLEEN CORP - FAIRLESS HILLS	FAIRLESS HILLS	2,744
12	PAD981737109	SAFETY-KLEEN CORP - WILKES-BARRE	WILKES-BARRE	1,989
13	PAD982576258	SAFETY-KLEEN CORP - WEST MIFFLIN	WEST MIFFLIN	1,767
14	PAD980550412	LONZA, INC.	CONSHOHOCKEN	1,521
15	PAD981110570	HORSEHEAD RESOURCE DEVELOPEMENT CO INC	MONACA	1,216
16	PAD980552020	SAFETY-KLEEN CORP - ALLENTOWN	ALLENTOWN	1,071
17	PAD987266673	SAFETY-KLEEN CORP - ATHENS	ATHENS	1,052
18	PAD086673407	SAFETY-KLEEN CORP - ERIE	ERIE	959
19	PAD981736143	SAFETY-KLEEN CORP - JOHNSTOWN	JOHHSTOWN	867
20	PAD000797548	ASHLAND CHEMICAL CO - FREEDOM	FREEDOM	690
21	PAD990753089	GENERAL BATTERY CORP - READING COMPLEX	READING	120
22	PAD059087072	MILL SERVICE INC - BULGER	BULGER	34
23	PAD009439662	GEMCHEM INC	LITITZ	26
24	PAD000606285	HERCULES INC - JEFFERSON PLANT	WEST ELIZABETH	14
25	PAD987283140	UNITED ENVIRONMENTAL GROUP INC	SEWICKLEY	1
26	PAD000797928	ICI AMERICAS INC - AERO & AUTO TAMAQUA	TAMAQUA	1
27	PAD075485995	ROHM AND HAAS CO RESEARCH LABS	SPRING HOUSE	0
TOTAL				302,601

NOTES: COLUMNS MAY NOT SUM DUE TO ROUNDING.
STATE MAY HAVE FEWER THAN FIFTY FACILITIES THAT RECEIVED WASTE.

PENNSYLVANIA

1993 WASTE RECEIPTS, CONTINUED

19 QUANTITY OF RCRA HAZARDOUS WASTE MANAGED, BY MANGEMENT METHOD, LIMITED TO WASTE RECEIVED FROM OFFSITE, 1993

MANAGEMENT METHOD	SYSTEM TYPE CODE	QUANTITY MANAGED (TONS)	PERCENTAGE OF QUANTITY	NUMBER OF FACILITIES	PERCENTAGE OF FACILITIES
METALS RECOVERY (FOR REUSE)	M011-M019	38,909	14	2	14
INCINERATION	M041-M049	1,521	1	1	7
ENERGY RECOVERY (REUSE AS FUEL)	M051-M059	71,514	26	3	21
AQUEOUS INORGANIC TREATMENT	M071-M079	95,813	35	3	21
AQUEOUS ORGANIC AND INORGANIC TREATMENT	M091-M099	1,637	1	1	7
SLUDGE TREATMENT	M101-M109	160	0	3	21
STABILIZATION	M111-M119	49,352	18	3	21
OTHER TREATMENT	M121-M129	12,007	4	5	36
TOTAL		270,913	100	14	

20 MANAGEMENT METHOD, BY QUANTITY OF RCRA HAZARDOUS WASTE MANAGED, LIMITED TO WASTE RECEIVED FROM OFFSITE, 1993

MANAGEMENT METHOD	SYSTEM TYPE CODE	QUANTITY MANAGED (TONS)	PERCENTAGE OF QUANTITY	NUMBER OF FACILITIES	PERCENTAGE OF FACILITIES
AQUEOUS INORGANIC TREATMENT	M071-M079	95,813	35	3	21
ENERGY RECOVERY (REUSE AS FUEL)	M051-M059	71,514	26	3	21
STABILIZATION	M111-M119	49,352	18	3	21
METALS RECOVERY (FOR REUSE)	M011-M019	38,909	14	2	14
OTHER TREATMENT	M121-M129	12,007	4	5	36
AQUEOUS ORGANIC AND INORGANIC TREATMENT	M091-M099	1,637	1	1	7
INCINERATION	M041-M049	1,521	1	1	7
SLUDGE TREATMENT	M101-M109	160	0	3	21
TOTAL		270,913	100	14	

NOTE: FACILITIES WITH ONLY STORAGE UNITS ARE EXCLUDED.
COLUMNS MAY NOT SUM DUE TO ROUNDING.
COLUMNS MAY NOT SUM TO TOTAL BECAUSE FACILITIES MAY HAVE MULTIPLE HANDLING METHODS.

PENNSYLVANIA

1993 WASTE RECEIPTS, CONTINUED

21 MANAGEMENT METHOD AND QUANTITY OF RCRA HAZARDOUS WASTE MANAGED, BY NUMBER OF FACILITIES, LIMITED TO WASTE RECEIVED FROM OFF SITE, 1993

MANAGEMENT METHOD	SYSTEM TYPE CODE	QUANTITY MANAGED (TONS)	PERCENTAGE OF QUANTITY	NUMBER OF FACILITIES	PERCENTAGE OF FACILITIES
OTHER TREATMENT	M121-M129	12,007	4	5	36
ENERGY RECOVERY (REUSE AS FUEL)	M051-M059	71,514	26	3	21
AQUEOUS INORGANIC TREATMENT	M071-M079	95,813	35	3	21
SLUDGE TREATMENT	M101-M109	160	0	3	21
STABILIZATION	M111-M119	49,352	18	3	21
METALS RECOVERY (FOR REUSE)	M011-M019	38,909	14	2	14
INCINERATION	M041-M049	1,521	1	1	7
AQUEOUS ORGANIC AND INORGANIC TREATMENT	M091-M099	1,637	1	1	7
TOTAL		270,913	100	14	

NOTE: FACILITIES WITH ONLY STORAGE UNITS ARE EXCLUDED.
COLUMNS MAY NOT SUM DUE TO ROUNDING.
COLUMNS MAY NOT SUM TO TOTAL BECAUSE FACILITIES MAY HAVE MULTIPLE HANDLING METHODS.

PENNSYLVANIA

1993 IMPORTS AND EXPORTS

22	QUANTITY OF RCRA HAZARDOUS WASTE IMPORTED:	152,852	TONS
23	QUANTITY OF RCRA HAZARDOUS WASTE EXPORTED:	300,390	TONS

PUERTO RICO

1993 WASTE GENERATION

1 NUMBER OF RCRA LARGE QUANTITY GENERATORS (LQGS): 109

2 QUANITY OF RCRA HAZARDOUS WASTE GENERATED: 1,373,639 TONS

3 FIFTY LARGEST RCRA HAZARDOUS WASTE GENERATORS IN THE STATE, 1993

RANK	EPA ID	SITE NAME	CITY	TOTAL GENERATED (TONS)
1	PRD090074071	PUERTO RICO SUN OIL CO.	YABUCOA	834,627
2	PRD991291972	PHILLIPS PUERTO RICO CORE INC.	GUAYAMA	383,906
3	PRD090021056	SQUIBB MANUFACTURING, INC.	HUMACAO	64,464
4	PRD091024786	ELI LILLY INDUSTRIES, INC.	MAYAGUEZ	35,368
5	PRD090613357	SMITHKLINE BEECHAN PHARM CO.	GUAYAMA	11,377
6	PRD981130131	DUPONT AGRICHEMICALS CARIBE, INC.	MANATI	9,505
7	PRD090028101	MERCK SHARP & DOHME QUIMICA	BARCELONETA	8,007
8	PRD090346909	PFIZER PHARMACEUTICALS INC	BARCELONETA	3,277
9	PRD981182421	SAFETY KLEEN ENVIRONSYSTEMS (DORADO)	DORADO	3,241
10	PRD090131251	ABBOTT CHEMICALS, INC.	SAME	2,614
11	PRD987373792	KODAK RAHOLA, INC.	CAROLINA	2,260
12	PRD991291949	STERLING PHARMACEUTICALS INC.	BARCELONETA	1,931
13	PRD090139536	SHERING INDUSTRIAL DEVELOPMENT	BO. COTO MANATI	1,547
14	PRD000708305	WESTINGHOUSE TOA BAJA COMPLEX	TOA BAJA	1,328
15	PRD000692525	ANAQUEST CARIBE, INC.	GUAYAMA	1,322
16	PRD090399718	SAFETY KLEEN ENVIRONSYSTEMS CO.	MANATI	1,170
17	PRD090036021	BRISTOL MYERS BARCELONETA	BARCELONETA	1,170
18	PRD090398074	THE UPJOHN MANUFACTURING	ARECIBO	495
19	PRD980526552	BILCHEM LTD.	PONCE	471
20	PRD090506239	LOCTITE PUERTO RICO, INC.	SABANA GRANDE	413
21	PRD981139611	PALL PUERTO RICO	FAJARDO	405
22	PRD091065102	CYANAMID AGRICULTURAL DE P.R., INC.	MANATI	326
23	PRD980768410	SCHERING PLOUGH PRODUCTS INC.	LAS PIEDRAS	315
24	PRD987374527	HEWLETT PACKARD OKI PRINTED CIRCUITS	AGUADILLA	259
25	PRD981563091	EL DIA INC	GUAYNABO	227
26	PRD980650709	AVON LOMALINDA, INC.	SAN SEBASTIAN	219
27	PRD049532807	SARTORIUS INC.	YAUCO	196
28	PRD090584152	ROCHE PRODUCTS INC.	MANATI	186
29	PRD980644397	STAR KIST CARIBE, INC.	MAYAGUEZ	177
30	PRD987373578	IPR PHARMACEUTICALS	GUAYAMA	174
31	PRD090592544	QUALITY ELECTROPLATING	CAGUAS	166
32	PRD090493917	SYNTEX (F.P.), INC.,	MARIANA WARD	154
33	PRD980594618	UNION CARBIDE CARIBE INC.	PENUELAS	149
34	PRD091063743	PRODUCTOS CIRCUITOS DE PUERTO RICO	JUANA DIAZ	121
35	PRD090466996	ISLAND LITHO CORP.	BAYAMON	101
36	PRD000692723	PRINCE MATCHABELLI, MFG. CO.	ROAD 183 KM 21.2	100
37	PRD090519752	AVON MIRABELLA	AGUADILLA	95
38	PRD091200477	DAVIS AND GECK, INC	MANATI	92
39	PRD991291857	CIRCO CARIBE	SAN GERMAN	90
40	PR2170027203	NAVAL STATION ROOSEVELT ROADS	CEIBA	88
41	PRD000706432	SYLTRON, INC. LIGHTING PRODUCTS	LUQUILLO	87
42	PRD980759443	DUPONT ELECTRONIC MATERIALS	MANATI	86
43	PRD980536049	JOHNSON & JOHNSON PHARMACEUTICALS	GURABO	78
44	PRD090156712	CARIBBEAN ELCTROPLATING ,INC.	BAYAMON	75
45	PRD090497959	THERMO KING DE PUERTO RICO	ARECIBO	72
46	PRD090378225	SEARLE & CO.	CAGUAS	68
47	PRD980764401	ORTHO PHARMACEUTICALS, INC.	MANTI	64
48	PRD980436067	ELI LILLY IND PR03	CAROLINA	63
49	PRD000632182	CARIBBEAN PETROLEUM	BAYAMON	57
50	PRD101793834	SCHERING-PLOUGH PRODUCTS, INC	CIDRA	51
TOTAL				1,372,834

NOTE: STATE MAY HAVE FEWER THAN FIFTY GENERATORS.

PUERTO RICO

1993 WASTE GENERATION, CONTINUED

4 QUANTITIES OF WASTE GENERATED IN 1993 THAT WERE

- REPORTED WITH ONLY CHARACTERISTIC WASTE CODES
- REPORTED WITH ONLY LISTED WASTE CODES
- REPORTED WITH BOTH CHARACTERISTIC AND LISTED WASTE CODES

WASTE HAS ONLY CHARACTERISTIC CODES	TONS OF WASTE GENERATED	WASTE HAS ONLY LISTED CODES	TONS OF WASTE GENERATED	WASTE HAS BOTH CHARACTERISTIC AND LISTED CODES	TONS OF WASTE GENERATED
ONLY IGNITABLE	4,493	ONLY AN F CODE	54,147		
ONLY CORROSIVE	1,095	ONLY A K CODE	1,517		
ONLY REACTIVE	9	ONLY A P CODE	11		
ONLY D004-17	2,664	ONLY A U CODE	14		
ONLY D018-43	1,216,240				
HAS MORE THAN ONE CHARACTERISTIC CODE	1,707	HAS MORE THAN ONE LISTED CODE	1		
TOTAL	1,226,208	TOTAL	55,690	TOTAL CHAR. AND LISTED	91,727

5 QUANTITIES OF WASTE GENERATED IN 1993 THAT WERE MULTIPLY CODED

WASTE HAS ONLY CHARACTERISTIC CODES BUT MORE THAN ONE APPLIES	TONS OF WASTE GENERATED	ONLY LISTED CODES BUT HAS MORE THAN ONE	TONS OF WASTE GENERATED	BOTH CHAR. & LISTED CODES	TONS OF WASTE GENERATED
HAS IGNITABLE CODE	249			IGN. W/ AT LEAST 1 LSTD	81,069
HAS CORROSIVE CODE	1,451			CORR. W/ AT LEAST 1 LSTD	15,037
HAS REACTIVE CODE	20			REACT. W/ AT LEAST 1 LSTD	2
HAS D004-D017 CODE	1,623			D004-17 W/ AT LEAST 1 LSTD	825
HAS D018-D043 CODE	98			D018-43 W/ AT LEAST 1 LSTD	1,629
		HAS AN F CODE	1	F WASTE W/ AT LEAST 1 CHAR	90,954
		HAS A K CODE	0	K WASTE W/ AT LEAST 1 CHAR	143
		HAS A P CODE	0	P WASTE W/ AT LEAST 1 CHAR	741
		HAS A U CODE	1	U WASTE W/ AT LEAST 1 CHAR	102
TOTAL	1,707	TOTAL	1	TOTAL	91,727

NOTE: COLUMNS DO NOT SUM TO TOTAL BECAUSE A WASTE CODE MAY APPLY TO MORE THAN ONE WASTE.
MIXTURES WITH IGNITABLE, CORROSIVE, REACTIVE, D004-17, AND D018-43 CHARACTERISTIC CODES ALSO MAY CONTAIN OTHER CHARACTERISTIC WASTE CODES.
SIMILARLY, WASTES WITH F,K,P, AND U LISTED CODES MAY HAVE OTHER LISTED WASTE CODES.

PUERTO RICO

1993 WASTE MANAGEMENT

6 NUMBER OF RCRA TSD FACILITIES: 42

7 QUANITY OF RCRA HAZARDOUS WASTE MANAGED: 1,338,211 TONS

8 FIFTY LARGEST RCRA HAZARDOUS WASTE MANAGEMENT FACILITIES, 1993

RANK	EPAID	SITE NAME	CITY	TONS OF WASTE MANAGED
1	PRD090074071	PUERTO RICO SUN OIL CO.	YABUCOA	832,458
2	PRD991291972	PHILLIPS PUERTO RICO CORE INC.	GUAYAMA	383,732
3	PRD090021056	SQUIBB MANUFACTURING, INC.	HUMACAO	45,086
4	PRD091024786	ELI LILLY INDUSTRIES, INC.	MAYAGUEZ	32,870
5	PRD090399718	SAFETY KLEEN ENVIRONSYSTEMS CO.	MANATI	21,870
6	PRD090613357	SMITHKLINE BEECHAN PHARM CO.	GUAYAMA	11,358
7	PRD980526115	SAN JUAN CEMENT COMPANY, INC	DORADO	9,375
8	PRD090028101	MERCK SHARP & DOHME QUIMICA	BARCELONETA	1,170
9	PRD055104251	PAN AM SHOE CO.	CAMUY	251
10	PRD090378225	SEARLE & CO.	CAGUAS	29
11	PRD980594618	UNION CARBIDE CARIBE INC.	PENUELAS	12
12	PRD991291949	STERLING PHARMACEUTICALS INC.	BARCELONETA	0
13	PRD980536221	ATLANTIC FLEET WEAPON TRAINING	VIEQUES	0
TOTAL				1,338,211

NOTE: STATE MAY HAVE FEWER THAN FIFTY FACILITIES THAT MANAGED WASTES.
WASTE ONLY MANAGED BY STORAGE IS NOT INCLUDED.

PUERTO RICO

1993 WASTE MANAGEMENT, CONTINUED

9 QUANTITY OF RCRA HAZARDOUS WASTE MANAGED BY MANAGEMENT METHOD, 1993

MANAGEMENT METHOD	SYSTEM TYPE CODE	QUANTITY MANAGED (TONS)	PERCENTAGE OF QUANTITY	NUMBER OF FACILITIES	PERCENTAGE OF FACILITIES
SOLVENTS RECOVERY	M021-M029	3,283	0	2	15
INCINERATION	M041-M049	20,731	2	7	54
ENERGY RECOVERY (REUSE AS FUEL)	M051-M059	28,212	2	2	15
AQUEOUS ORGANIC TREATMENT	M081-M089	1,285,973	96	4	31
STABILIZATION	M111-M119	6	0	1	8
OTHER TREATMENT	M121-M129	0	0	1	8
LANDFILL	M132-DISP	6	0	1	8
TOTAL		1,338,211	100	13	

10 MANAGEMENT METHOD, BY QUANTITY OF RCRA HAZARDOUS WASTE MANAGED, 1993

MANAGEMENT METHOD	SYSTEM TYPE CODE	QUANTITY MANAGED (TONS)	PERCENTAGE OF QUANTITY	NUMBER OF FACILITIES	PERCENTAGE OF FACILITIES
AQUEOUS ORGANIC TREATMENT	M081-M089	1,285,973	96	4	31
ENERGY RECOVERY (REUSE AS FUEL)	M051-M059	28,212	2	2	15
INCINERATION	M041-M049	20,731	2	7	54
SOLVENTS RECOVERY	M021-M029	3,283	0	2	15
STABILIZATION	M111-M119	6	0	1	8
LANDFILL	M132-DISP	6	0	1	8
OTHER TREATMENT	M121-M129	0	0	1	8
TOTAL		1,338,211	100	13	

NOTE: FACILITIES WITH ONLY STORAGE UNITS ARE EXCLUDED.
COLUMNS MAY NOT SUM DUE TO ROUNDING.
COLUMNS MAY NOT SUM TO TOTAL BECAUSE FACILITIES MAY HAVE MULTIPLE HANDLING METHODS.

PUERTO RICO

1993 WASTE MANAGEMENT, CONTINUED

11 MANAGEMENT METHOD AND QUANTITY OF RCRA HAZARDOUS WASTE MANAGED BY NUMBER OF FACILITIES, 1993

MANAGEMENT METHOD	SYSTEM TYPE CODE	QUANTITY MANAGED (TONS)	PERCENTAGE OF QUANTITY	NUMBER OF FACILITIES	PERCENTAGE OF FACILITIES
INCINERATION	M041-M049	20,731	2	7	54
AQUEOUS ORGANIC TREATMENT	M081-M089	1,285,973	96	4	31
SOLVENTS RECOVERY	M021-M029	3,283	0	2	15
ENERGY RECOVERY (REUSE AS FUEL)	M051-M059	28,212	2	2	15
STABILIZATION	M111-M119	6	0	1	8
OTHER TREATMENT	M121-M129	0	0	1	8
LANDFILL	M132-DISP	6	0	1	8
TOTAL		1,338,211	100	13	

NOTE: FACILITIES WITH ONLY STORAGE UNITS ARE EXCLUDED.
COLUMNS MAY NOT SUM DUE TO ROUNDING.
COLUMNS MAY NOT SUM TO TOTAL BECAUSE FACILITIES MAY HAVE MULTIPLE HANDLING METHODS.

12 QUANTITY AND PERCENTAGE OF RCRA HAZARDOUS WASTEWATER AND NON-WASTEWATER MANAGED IN 1993

MANAGEMENT TYPE	TONS	PERCENTAGE
WASTEWATER	1,305,657	97.6
NON-WASTEWATER	32,554	2.4
TOTAL	1,338,211	100.0

PUERTO RICO

1993 WASTE SHIPMENTS

13 NUMBER OF RCRA HAZARDOUS WASTE SHIPPERS: 119

14 QUANITIY OF RCRA HAZARDOUS WASTE SHIPPED: 67,462 TONS

15 FIFTY LARGEST RCRA HAZARDOUS WASTE SHIPPERS, 1993

RANK	EPA ID	SITE NAME	CITY	QUANTITY SHIPPED (TONS)
1	PRD091063743	PRODUCTOS CIRCUITOS DE PUERTO RICO	JUANA DIAZ	18,080
2	PRD981130131	DUPONT AGRICHEMICALS CARIBE, INC.	MANATI	7,770
3	PRD090399718	SAFETY KLEEN ENVIRONSYSTEMS CO.	MANATI	7,727
4	PRD090028101	MERCK SHARP & DOHME QUIMICA	BARCELONETA	6,782
5	PRD090346909	PFIZER PHARMACEUTICALS INC	BARCELONETA	3,875
6	PRD981182421	SAFETY KLEEN ENVIRONSYSTEMS (DORADO)	DORADO	3,241
7	PRD090131251	ABBOTT CHEMICALS, INC.	SAME	2,639
8	PRD987373792	KODAK RAHOLA, INC.	CAROLINA	2,260
9	PRD090510793	CARIBE GENERAL ELECTRIC PRODUCTS, INC.	PALMER	2,106
10	PRD991291949	STERLING PHARMACEUTICALS INC.	BARCELONETA	1,631
11	PRD090139536	SHERING INDUSTRIAL DEVELOPMENT	BO. COTO MANATI	1,409
12	PRD090036021	BRISTOL MYERS BARCELONETA	BARCELONETA	1,178
13	PRD000692525	ANAQUEST CARIBE, INC.	GUAYAMA	1,163
14	PRD090074071	PUERTO RICO SUN OIL CO.	YABUCOA	604
15	PRD981139611	PALL PUERTO RICO	FAJARDO	570
16	PRD091024786	ELI LILLY INDUSTRIES, INC.	MAYAGUEZ	545
17	PRD980526552	BILCHEM LTD.	PONCE	471
18	PRD000692723	PRINCE MATCHABELLI, MFG. CO.	ROAD 183 KM 21.2	334
19	PRD091065102	CYANAMID AGRICULTURAL DE P.R., INC.	MANATI	326
20	PRD090506239	LOCTITE PUERTO RICO, INC.	SABANA GRANDE	326
21	PRD987374527	HEWLETT PACKARD OKI PRINTED CIRCUITS	AGUADILLA	318
22	PRD980768410	SCHERING PLOUGH PRODUCTS INC.	LAS PIEDRAS	315
23	PRD090398074	THE UPJOHN MANUFACTURING	ARECIBO	295
24	PRD987373578	IPR PHARMACEUTICALS	GUAYAMA	253
25	PRD980650709	AVON LOMALINDA, INC.	SAN SEBASTIAN	219
26	PRD049532807	SARTORIUS INC.	YAUCO	196
27	PRD090592544	QUALITY ELECTROPLATING	CAGUAS	166
28	PRD090584152	ROCHE PRODUCTS INC.	MANATI	158
29	PRD090493917	SYNTEX (F.P.), INC.,	MARIANA WARD	154
30	PRD980594618	UNION CARBIDE CARIBE INC.	PENUELAS	143
31	PRD090519752	AVON MIRABELLA	AGUADILLA	95
32	PRD091200477	DAVIS AND GECK, INC	MANATI	92
33	PRD991291857	CIRCO CARIBE	SAN GERMAN	90
34	PR2170027203	NAVAL STATION ROOSEVELT ROADS	CEIBA	88
35	PRD000706432	SYLTRON, INC. LIGHTING PRODUCTS	LUQUILLO	87
36	PRD090021056	SQUIBB MANUFACTURING, INC.	HUMACAO	86
37	PRD980759443	DUPONT ELECTRONIC MATERIALS	MANATI	78
38	PRD980536049	JOHNSON & JOHNSON PHARMACEUTICALS	GURABO	78
39	PRD090497959	THERMO KING DE PUERTO RICO	ARECIBO	70
40	PRD000708305	WESTINGHOUSE TOA BAJA COMPLEX	TOA BAJA	67
41	PRD980436067	ELI LILLY IND PR03	CAROLINA	63
42	PRD980764401	ORTHO PHARMACEUTICALS, INC.	MANTI	63
43	PRD981563091	EL DIA INC	GUAYNABO	58
44	PRD000632182	CARIBBEAN PETROLEUM	BAYAMON	57
45	PRD055104251	PAN AM SHOE CO.	CAMUY	55
46	PRD091144709	WARNER-LAMBERT INC.	VEGA BAJA	54
47	PRD101793834	SCHERING-PLOUGH PRODUCTS, INC	CIDRA	51
48	PRD174050377	MOVA PHARMACEUTICAL CORP.	CAGUAS	46
49	PRD991291972	PHILLIPS PUERTO RICO CORE INC.	GUAYAMA	45
50	PRD980527030	ALLERGAN MEDICAL OPTICS	ANASCO	40
TOTAL				66,615

NOTES: COLUMNS MAY NOT SUM DUE TO ROUNDING.
STATE MAY HAVE FEWER THAN FIFTY SHIPPERS.

PUERTO RICO

1993 WASTE RECEIPTS

16 NUMBER OF RCRA HAZARDOUS WASTE RECEIVERS: 5

17 QUANITIY OF RCRA HAZARDOUS WASTE RECEIVED: 40,369 TONS

18 FIFTY LARGEST RCRA HAZARDOUS WASTE RECEIVERS, 1993

RANK	EPA ID	SITE NAME	CITY	QUANTITY RECEIVED (TONS)
1	PRD090399718	SAFETY KLEEN ENVIRONSYSTEMS CO.	MANATI	21,243
2	PRD981182421	SAFETY KLEEN ENVIRONSYSTEMS (DORADO)	DORADO	9,434
3	PRD980526115	SAN JUAN CEMENT COMPANY, INC	DORADO	9,375
4	PRD091024786	ELI LILLY INDUSTRIES, INC.	MAYAGUEZ	317
5	PRD980536221	ATLANTIC FLEET WEAPON TRAINING	VIEQUES	0
TOTAL				40,369

NOTES: COLUMNS MAY NOT SUM DUE TO ROUNDING.
STATE MAY HAVE FEWER THAN FIFTY FACILITIES THAT RECEIVED WASTE.

PUERTO RICO

1993 WASTE RECEIPTS, CONTINUED

19 QUANTITY OF RCRA HAZARDOUS WASTE MANAGED, BY MANGEMENT METHOD, LIMITED TO WASTE RECEIVED FROM OFFSITE, 1993

MANAGEMENT METHOD	SYSTEM TYPE CODE	QUANTITY MANAGED (TONS)	PERCENTAGE OF QUANTITY	NUMBER OF FACILITIES	PERCENTAGE OF FACILITIES
SOLVENTS RECOVERY	M021-M029	1,862	6	1	25
INCINERATION	M041-M049	317	1	2	50
ENERGY RECOVERY (REUSE AS FUEL)	M051-M059	28,212	93	2	50
OTHER TREATMENT	M121-M129	0	0	1	25
TOTAL		30,391	100	4	

20 MANAGEMENT METHOD, BY QUANTITY OF RCRA HAZARDOUS WASTE MANAGED, LIMITED TO WASTE RECEIVED FROM OFFSITE, 1993

MANAGEMENT METHOD	SYSTEM TYPE CODE	QUANTITY MANAGED (TONS)	PERCENTAGE OF QUANTITY	NUMBER OF FACILITIES	PERCENTAGE OF FACILITIES
ENERGY RECOVERY (REUSE AS FUEL)	M051-M059	28,212	93	2	50
SOLVENTS RECOVERY	M021-M029	1,862	6	1	25
INCINERATION	M041-M049	317	1	2	50
OTHER TREATMENT	M121-M129	0	0	1	25
TOTAL		30,391	100	4	

NOTE: FACILITIES WITH ONLY STORAGE UNITS ARE EXCLUDED.
COLUMNS MAY NOT SUM DUE TO ROUNDING.
COLUMNS MAY NOT SUM TO TOTAL BECAUSE FACILITIES MAY HAVE MULTIPLE HANDLING METHODS.

PUERTO RICO

1993 WASTE RECEIPTS, CONTINUED

21 MANAGEMENT METHOD AND QUANTITY OF RCRA HAZARDOUS WASTE MANAGED, BY NUMBER OF FACILITIES, LIMITED TO WASTE RECEIVED FROM OFF SITE, 1993

MANAGEMENT METHOD	SYSTEM TYPE CODE	QUANTITY MANAGED (TONS)	PERCENTAGE OF QUANTITY	NUMBER OF FACILITIES	PERCENTAGE OF FACILITIES
INCINERATION	M041-M049	317	1	2	50
ENERGY RECOVERY (REUSE AS FUEL)	M051-M059	28,212	93	2	50
SOLVENTS RECOVERY	M021-M029	1,862	6	1	25
OTHER TREATMENT	M121-M129	0	0	1	25
TOTAL		30,391	100	4	

NOTE: FACILITIES WITH ONLY STORAGE UNITS ARE EXCLUDED.
COLUMNS MAY NOT SUM DUE TO ROUNDING.
COLUMNS MAY NOT SUM TO TOTAL BECAUSE FACILITIES MAY HAVE MULTIPLE HANDLING METHODS.

PUERTO RICO

1993 IMPORTS AND EXPORTS

PUERTO RICO DID NOT IMPORT ANY HAZARDOUS WASTE.

23 QUANTITY OF RCRA HAZARDOUS WASTE EXPORTED: 49,772 TONS

RHODE ISLAND

1993 WASTE GENERATION

1 NUMBER OF RCRA LARGE QUANTITY GENERATORS (LQGS): 102

2 QUANITY OF RCRA HAZARDOUS WASTE GENERATED: 10,169 TONS

3 FIFTY LARGEST RCRA HAZARDOUS WASTE GENERATORS IN THE STATE, 1993

RANK	EPA ID	SITE NAME	CITY	TOTAL GENERATED (TONS)
1	RID001546811	OCEAN STATE STEEL INC	EAST PROVIDENCE	2,550
2	RID000791434	CHEMART COMPANY	LINCOLN	925
3	RID048976732	NEW ENGLAND CONTAINER INC	SMITHFIELD	620
4	RID059735761	ADVANCED CHEMICAL COMPANY	WARWICK	602
5	RID075728030	OCG MICROELECTRONIC MATERIALS INC	EAST PROVIDENCE	328
6	RID001805670	HOECHST CELANESE CORP	COVENTRY	294
7	RID001200609	PEASE & CURREN INC	WARWICK	288
8	RID058065707	ARKWRIGHT INCORPORATED	FISKEVILLE	267
9	RID001189273	QUEBECOR PRINTING	PROVIDENCE	238
10	RID001187277	PROVIDENCE METALLIZING CO INC	PAWTUCKET	193
11	RI6170022036	NAVAL CONSTRUCTION BATTALION CENTER	DAVISVILLE	189
12	RID062310230	PACIFIC ANCHOR CHEMICAL CORP	CUMBERLAND	184
13	RID084802842	CHEM PAK CORP	CRANSTON	162
14	RID051507044	STANLEY-BOSTITCH INC	EAST GREENWICH	160
15	RI1170024243	NAVAL EDUCATION & TRAINING CENTER	NEWPORT	150
16	RID987490315	NEW ENGLAND UNION CO INC	WEST WARWICK	149
17	RID001205780	VICTORY FINISHING TECHNOLOGIES	PROVIDENCE	142
18	RID001198605	OSRAM SYLVANIA INC	CENTRAL FALLS	122
19	RID001199728	COOLEY INC	PAWTUCKET	118
20	RID987479003	OCEAN STATE POWER	HARRISVILLE	106
21	RID001200252	TECHNIC INC	CRANSTON	100
22	RID058058405	CHERRY SEMICONDUCTOR CORP	EAST GREENWICH	94
23	RID987467248	INTERNATIONAL ETCHING INC	PROVIDENCE	86
24	RI8170024790	NAVAL UNDERSEA WARFARE CENTER	MIDDLETOWN	85
25	RID047987060	PRECISION ART COORDINATORS INC	EAST PROVIDENCE	81
26	RID001201508	A T CROSS COMPANY	LINCOLN	74
27	RID000791061	MONET	WARWICK	64
28	RID001199272	B A BALLOU & CO INC	EAST PROVIDENCE	63
29	RID059741520	STAR ENTERPRISE SALES TERMINAL	PROVIDENCE	61
30	RID980668610	RIBCO MFG INC	PROVIDENCE	60
31	RID080815145	DECORATIVE SPECIALTIES	JOHNSTON	57
32	RID987488301	WPI PACKAGING & MAINTENANCE CO INC	JOHNSTON	56
33	RID001198761	ANSON INC (NOW C & J JEWELRY CO INC)	PROVIDENCE	55
34	RID001620210	MICROFIN CORPORATION	PROVIDENCE	52
35	RID046615019	LITTLE & COMPANY INC	PROVIDENCE	52
36	RID059735944	MONARCH METAL FINISHING CO INC	PROVIDENCE	51
37	RID001209287	NATIONAL PLATING CORP	PROVIDENCE	46
38	RI8971524790	DEFENSE FUEL SUPPLY CENTER	PORTSMOUTH	44
39	RID982755324	UNIQUE PLATING CO INC	JOHNSTON	42
40	RID001191931	EVANS PLATING CORP	CENTERDALE	41
41	RID000769661	EVANS PLATING CORP	JOHNSTON	37
42	RID075682542	WORCESTER COMPANY THE	NORTH PROVIDENCE	35
43	RID001463090	RAYTHEON COMPANY	PORTSMOUTH	35
44	RID987467552	ALLENS MANUFACTURING CO	PROVIDENCE	35
45	RID001670884	INTERPLEX METALS	PROVIDENCE	35
46	RID000652354	SWAROVSKI JEWELRY US LTD	CRANSTON	35
47	RID001192145	AMTROL INC	WEST WARWICK	34
48	RID001438480	CRANSTON PRINT WORKS	CRANSTON	34
49	RID001198514	KENYON INDUSTRIES INC (A DELAWARE CORP)	KENYON	32
50	RID001191055	TRIFARI KRUSSMAND & FISHEL	EAST PROVIDENCE	31
TOTAL				9,394

NOTE: STATE MAY HAVE FEWER THAN FIFTY GENERATORS.

RHODE ISLAND

1993 WASTE GENERATION, CONTINUED

4 QUANTITIES OF WASTE GENERATED IN 1993 THAT WERE

- REPORTED WITH ONLY CHARACTERISTIC WASTE CODES
- REPORTED WITH ONLY LISTED WASTE CODES
- REPORTED WITH BOTH CHARACTERISTIC AND LISTED WASTE CODES

WASTE HAS ONLY CHARACTERISTIC CODES	TONS OF WASTE GENERATED	WASTE HAS ONLY LISTED CODES	TONS OF WASTE GENERATED	WASTE HAS BOTH CHARACTERISTIC AND LISTED CODES	TONS OF WASTE GENERATED
ONLY IGNITABLE	308	ONLY AN F CODE	2,135		
ONLY CORROSIVE	806	ONLY A K CODE	2,550		
ONLY REACTIVE	80	ONLY A P CODE	0		
ONLY D004-17	623	ONLY A U CODE	18		
ONLY D018-43	16				
HAS MORE THAN ONE CHARACTERISTIC CODE	1,616	HAS MORE THAN ONE LISTED CODE	52		
TOTAL	3,451	TOTAL	4,756	TOTAL CHAR. AND LISTED	1,956

5 QUANTITIES OF WASTE GENERATED IN 1993 THAT WERE MULTIPLY CODED

WASTE HAS ONLY CHARACTERISTIC CODES BUT MORE THAN ONE APPLIES	TONS OF WASTE GENERATED	ONLY LISTED CODES BUT HAS MORE THAN ONE	TONS OF WASTE GENERATED	BOTH CHAR. & LISTED CODES	TONS OF WASTE GENERATED
HAS IGNITABLE CODE	403			IGN. W/ AT LEAST 1 LSTD	1,567
HAS CORROSIVE CODE	956			CORR. W/ AT LEAST 1 LSTD	107
HAS REACTIVE CODE	17			REACT. W/ AT LEAST 1 LSTD	177
HAS D004-D017 CODE	1,248			D004-17 W/ AT LEAST 1 LSTD	275
HAS D018-D043 CODE	637			D018-43 W/ AT LEAST 1 LSTD	974
		HAS AN F CODE	52	F WASTE W/ AT LEAST 1 CHAR	1,947
		HAS A K CODE	0	K WASTE W/ AT LEAST 1 CHAR	0
		HAS A P CODE	0	P WASTE W/ AT LEAST 1 CHAR	0
		HAS A U CODE	52	U WASTE W/ AT LEAST 1 CHAR	10
TOTAL	1,616	TOTAL	52	TOTAL	1,956

NOTE: COLUMNS DO NOT SUM TO TOTAL BECAUSE A WASTE CODE MAY APPLY TO MORE THAN ONE WASTE.
MIXTURES WITH IGNITABLE, CORROSIVE, REACTIVE, D004-17, AND D018-43 CHARACTERISTIC CODES ALSO MAY CONTAIN OTHER CHARACTERISTIC WASTE CODES.
SIMILARLY, WASTES WITH F,K,P, AND U LISTED CODES MAY HAVE OTHER LISTED WASTE CODES.

RHODE ISLAND

1993 WASTE MANAGEMENT

6 NUMBER OF RCRA TSD FACILITIES: 19

7 QUANITY OF RCRA HAZARDOUS WASTE MANAGED: 11,118 TONS

8 FIFTY LARGEST RCRA HAZARDOUS WASTE MANAGEMENT FACILITIES, 1993

RANK	EPAID	SITE NAME	CITY	TONS OF WASTE MANAGED
1	RID040098352	NORTHLAND ENVIRONMENTAL	PROVIDENCE	6,885
2	RID980906986	ETICAM	WARWICK	1,767
3	RID084802842	CHEM PAK CORP	CRANSTON	1,359
4	RID059735761	ADVANCED CHEMICAL COMPANY	WARWICK	828
5	RID063890214	BOLIDEN METECH INC	MAPLEVILLE	153
6	RID001187277	PROVIDENCE METALLIZING CO INC	PAWTUCKET	126
TOTAL				11,118

NOTE: STATE MAY HAVE FEWER THAN FIFTY FACILITIES THAT MANAGED WASTES.
WASTE ONLY MANAGED BY STORAGE IS NOT INCLUDED.

RHODE ISLAND

1993 WASTE MANAGEMENT, CONTINUED

9 QUANTITY OF RCRA HAZARDOUS WASTE MANAGED BY MANAGEMENT METHOD, 1993

MANAGEMENT METHOD	SYSTEM TYPE CODE	QUANTITY MANAGED (TONS)	PERCENTAGE OF QUANTITY	NUMBER OF FACILITIES	PERCENTAGE OF FACILITIES
METALS RECOVERY (FOR REUSE)	M011-M019	974	9	2	33
SOLVENTS RECOVERY	M021-M029	1,027	9	2	33
INCINERATION	M041-M049	8	0	1	17
ENERGY RECOVERY (REUSE AS FUEL)	M051-M059	126	1	1	17
FUEL BLENDING	M061-----	332	3	1	17
AQUEOUS INORGANIC TREATMENT	M071-M079	2,916	26	2	33
AQUEOUS ORGANIC AND INORGANIC TREATMENT	M091-M099	3,700	33	1	17
OTHER TREATMENT	M121-M129	2,036	18	2	33
TOTAL		11,118	100	6	

10 MANAGEMENT METHOD, BY QUANTITY OF RCRA HAZARDOUS WASTE MANAGED, 1993

MANAGEMENT METHOD	SYSTEM TYPE CODE	QUANTITY MANAGED (TONS)	PERCENTAGE OF QUANTITY	NUMBER OF FACILITIES	PERCENTAGE OF FACILITIES
AQUEOUS ORGANIC AND INORGANIC TREATMENT	M091-M099	3,700	33	1	17
AQUEOUS INORGANIC TREATMENT	M071-M079	2,916	26	2	33
OTHER TREATMENT	M121-M129	2,036	18	2	33
SOLVENTS RECOVERY	M021-M029	1,027	9	2	33
METALS RECOVERY (FOR REUSE)	M011-M019	974	9	2	33
FUEL BLENDING	M061-----	332	3	1	17
ENERGY RECOVERY (REUSE AS FUEL)	M051-M059	126	1	1	17
INCINERATION	M041-M049	8	0	1	17
TOTAL		11,118	100	6	

NOTE: FACILITIES WITH ONLY STORAGE UNITS ARE EXCLUDED.
COLUMNS MAY NOT SUM DUE TO ROUNDING.
COLUMNS MAY NOT SUM TO TOTAL BECAUSE FACILITIES MAY HAVE MULTIPLE HANDLING METHODS.

RHODE ISLAND

1993 WASTE MANAGEMENT, CONTINUED

11 MANAGEMENT METHOD AND QUANTITY OF RCRA HAZARDOUS WASTE MANAGED BY NUMBER OF FACILITIES, 1993

MANAGEMENT METHOD	SYSTEM TYPE CODE	QUANTITY MANAGED (TONS)	PERCENTAGE OF QUANTITY	NUMBER OF FACILITIES	PERCENTAGE OF FACILITIES
METALS RECOVERY (FOR REUSE)	M011-M019	974	9	2	33
SOLVENTS RECOVERY	M021-M029	1,027	9	2	33
AQUEOUS INORGANIC TREATMENT	M071-M079	2,916	26	2	33
OTHER TREATMENT	M121-M129	2,036	18	2	33
INCINERATION	M041-M049	8	0	1	17
ENERGY RECOVERY (REUSE AS FUEL)	M051-M059	126	1	1	17
FUEL BLENDING	M061-----	332	3	1	17
AQUEOUS ORGANIC AND INORGANIC TREATMENT	M091-M099	3,700	33	1	17
TOTAL		11,118	100	6	

NOTE: FACILITIES WITH ONLY STORAGE UNITS ARE EXCLUDED.
COLUMNS MAY NOT SUM DUE TO ROUNDING.
COLUMNS MAY NOT SUM TO TOTAL BECAUSE FACILITIES MAY HAVE MULTIPLE HANDLING METHODS.

12 QUANTITY AND PERCENTAGE OF RCRA HAZARDOUS WASTEWATER AND NON-WASTEWATER MANAGED IN 1993

MANAGEMENT TYPE	TONS	PERCENTAGE
WASTEWATER	9,205	82.8
NON-WASTEWATER	1,913	17.2
TOTAL	11,118	100.0

RHODE ISLAND

1993 WASTE SHIPMENTS

13 NUMBER OF RCRA HAZARDOUS WASTE SHIPPERS: 103

14 QUANITIY OF RCRA HAZARDOUS WASTE SHIPPED: 13,139 TONS

15 FIFTY LARGEST RCRA HAZARDOUS WASTE SHIPPERS, 1993

RANK	EPA ID	SITE NAME	CITY	QUANTITY SHIPPED (TONS)
1	RID040098352	NORTHLAND ENVIRONMENTAL	PROVIDENCE	2,888
2	RID001546811	OCEAN STATE STEEL INC	EAST PROVIDENCE	2,550
3	RID000791434	CHEMART COMPANY	LINCOLN	925
4	RID084802842	CHEM PAK CORP	CRANSTON	792
5	RID048976732	NEW ENGLAND CONTAINER INC	SMITHFIELD	620
6	RID075728030	OCG MICROELECTRONIC MATERIALS INC	EAST PROVIDENCE	328
7	RID001805670	HOECHST CELANESE CORP	COVENTRY	294
8	RID001200609	PEASE & CURREN INC	WARWICK	288
9	RID001189273	QUEBECOR PRINTING	PROVIDENCE	285
10	RID058065707	ARKWRIGHT INCORPORATED	FISKEVILLE	267
11	RI6170022036	NAVAL CONSTRUCTION BATTALION CENTER	DAVISVILLE	189
12	RID980906986	ETICAM	WARWICK	186
13	RID062310230	PACIFIC ANCHOR CHEMICAL CORP	CUMBERLAND	176
14	RID051507044	STANLEY-BOSTITCH INC	EAST GREENWICH	160
15	RID001205780	VICTORY FINISHING TECHNOLOGIES	PROVIDENCE	142
16	RID001198605	OSRAM SYLVANIA INC	CENTRAL FALLS	122
17	RID001199728	COOLEY INC	PAWTUCKET	118
18	RI1170024243	NAVAL EDUCATION & TRAINING CENTER	NEWPORT	109
19	RID987479003	OCEAN STATE POWER	HARRISVILLE	106
20	RID001200252	TECHNIC INC	CRANSTON	100
21	RID058058405	CHERRY SEMICONDUCTOR CORP	EAST GREENWICH	94
22	RID987467248	INTERNATIONAL ETCHING INC	PROVIDENCE	86
23	RI8170024790	NAVAL UNDERSEA WARFARE CENTER	MIDDLETOWN	85
24	RID001201508	A T CROSS COMPANY	LINCOLN	74
25	RID001187277	PROVIDENCE METALLIZING CO INC	PAWTUCKET	68
26	RID059735761	ADVANCED CHEMICAL COMPANY	WARWICK	67
27	RID000791061	MONET	WARWICK	64
28	RID001199272	B A BALLOU & CO INC	EAST PROVIDENCE	63
29	RID059741520	STAR ENTERPRISE SALES TERMINAL	PROVIDENCE	61
30	RID047987060	PRECISION ART COORDINATORS INC	EAST PROVIDENCE	61
31	RID980668610	RIBCO MFG INC	PROVIDENCE	60
32	RID080815145	DECORATIVE SPECIALTIES	JOHNSTON	57
33	RID987475373	BRANCH METAL PROCESSING	NORTH SMITHFIELD	57
34	RID987488301	WPI PACKAGING & MAINTENANCE CO INC	JOHNSTON	56
35	RID001198761	ANSON INC (NOW C & J JEWELRY CO INC)	PROVIDENCE	55
36	RID046615019	LITTLE & COMPANY INC	PROVIDENCE	52
37	RID001620210	MICROFIN CORPORATION	PROVIDENCE	52
38	RID059735944	MONARCH METAL FINISHING CO INC	PROVIDENCE	51
39	RID987490315	NEW ENGLAND UNION CO INC	WEST WARWICK	49
40	RID001209287	NATIONAL PLATING CORP	PROVIDENCE	46
41	RID987490372	MUTUAL METALS INC	PROVIDENCE	44
42	RI8971524790	DEFENSE FUEL SUPPLY CENTER	PORTSMOUTH	44
43	RID982755324	UNIQUE PLATING CO INC	JOHNSTON	42
44	RID001191931	EVANS PLATING CORP	CENTERDALE	39
45	RID001192145	AMTROL INC	WEST WARWICK	38
46	RID000769661	EVANS PLATING CORP	JOHNSTON	36
47	RID001463090	RAYTHEON COMPANY	PORTSMOUTH	35
48	RID001670884	INTERPLEX METALS	PROVIDENCE	35
49	RID000652354	SWAROVSKI JEWELRY US LTD	CRANSTON	35
50	RID001438480	CRANSTON PRINT WORKS	CRANSTON	34
TOTAL				12,282

NOTES: COLUMNS MAY NOT SUM DUE TO ROUNDING.
STATE MAY HAVE FEWER THAN FIFTY SHIPPERS.

RHODE ISLAND

1993 WASTE RECEIPTS

16 NUMBER OF RCRA HAZARDOUS WASTE RECEIVERS: 5

17 QUANITIY OF RCRA HAZARDOUS WASTE RECEIVED: 15,741 TONS

18 FIFTY LARGEST RCRA HAZARDOUS WASTE RECEIVERS, 1993

RANK	EPA ID	SITE NAME	CITY	QUANTITY RECEIVED (TONS)
1	RID040098352	NORTHLAND ENVIRONMENTAL	PROVIDENCE	11,978.
2	RID980906986	ETICAM	WARWICK	1,767
3	RID084802842	CHEM PAK CORP	CRANSTON	1,553
4	RID059735761	ADVANCED CHEMICAL COMPANY	WARWICK	289
5	RID063890214	BOLIDEN METECH INC	MAPLEVILLE	153
TOTAL				15,741

NOTES: COLUMNS MAY NOT SUM DUE TO ROUNDING.
STATE MAY HAVE FEWER THAN FIFTY FACILITIES THAT RECEIVED WASTE.

RHODE ISLAND

1993 WASTE RECEIPTS, CONTINUED

19 QUANTITY OF RCRA HAZARDOUS WASTE MANAGED, BY MANGEMENT METHOD, LIMITED TO WASTE RECEIVED FROM OFFSITE, 1993

MANAGEMENT METHOD	SYSTEM TYPE CODE	QUANTITY MANAGED (TONS)	PERCENTAGE OF QUANTITY	NUMBER OF FACILITIES	PERCENTAGE OF FACILITIES
METALS RECOVERY (FOR REUSE)	M011-M019	435	4	2	40
SOLVENTS RECOVERY	M021-M029	1,027	10	2	40
INCINERATION	M041-M049	8	0	1	20
FUEL BLENDING	M061-----	332	3	1	20
AQUEOUS INORGANIC TREATMENT	M071-M079	2,916	28	2	40
AQUEOUS ORGANIC AND INORGANIC TREATMENT	M091-M099	3,700	35	1	20
OTHER TREATMENT	M121-M129	2,036	19	2	40
TOTAL		10,454	100	5	

20 MANAGEMENT METHOD, BY QUANTITY OF RCRA HAZARDOUS WASTE MANAGED, LIMITED TO WASTE RECEIVED FROM OFFSITE, 1993

MANAGEMENT METHOD	SYSTEM TYPE CODE	QUANTITY MANAGED (TONS)	PERCENTAGE OF QUANTITY	NUMBER OF FACILITIES	PERCENTAGE OF FACILITIES
AQUEOUS ORGANIC AND INORGANIC TREATMENT	M091-M099	3,700	35	1	20
AQUEOUS INORGANIC TREATMENT	M071-M079	2,916	28	2	40
OTHER TREATMENT	M121-M129	2,036	19	2	40
SOLVENTS RECOVERY	M021-M029	1,027	10	2	40
METALS RECOVERY (FOR REUSE)	M011-M019	435	4	2	40
FUEL BLENDING	M061-----	332	3	1	20
INCINERATION	M041-M049	8	0	1	20
TOTAL		10,454	100	5	

NOTE: FACILITIES WITH ONLY STORAGE UNITS ARE EXCLUDED.
COLUMNS MAY NOT SUM DUE TO ROUNDING.
COLUMNS MAY NOT SUM TO TOTAL BECAUSE FACILITIES MAY HAVE MULTIPLE HANDLING METHODS.

RHODE ISLAND

1993 WASTE RECEIPTS, CONTINUED

21 MANAGEMENT METHOD AND QUANTITY OF RCRA HAZARDOUS WASTE MANAGED, BY NUMBER OF FACILITIES, LIMITED TO WASTE RECEIVED FROM OFF SITE, 1993

MANAGEMENT METHOD	SYSTEM TYPE CODE	QUANTITY MANAGED (TONS)	PERCENTAGE OF QUANTITY	NUMBER OF FACILITIES	PERCENTAGE OF FACILITIES
METALS RECOVERY (FOR REUSE)	M011-M019	435	4	2	40
SOLVENTS RECOVERY	M021-M029	1,027	10	2	40
AQUEOUS INORGANIC TREATMENT	M071-M079	2,916	28	2	40
OTHER TREATMENT	M121-M129	2,036	19	2	40
INCINERATION	M041-M049	8	0	1	20
FUEL BLENDING	M061-----	332	3	1	20
AQUEOUS ORGANIC AND INORGANIC TREATMENT	M091-M099	3,700	35	1	20
TOTAL		10,454	100	5	

NOTE: FACILITIES WITH ONLY STORAGE UNITS ARE EXCLUDED.
COLUMNS MAY NOT SUM DUE TO ROUNDING.
COLUMNS MAY NOT SUM TO TOTAL BECAUSE FACILITIES MAY HAVE MULTIPLE HANDLING METHODS.

RHODE ISLAND

1993 IMPORTS AND EXPORTS

22	QUANTITY OF RCRA HAZARDOUS WASTE IMPORTED:	11,471	TONS
23	QUANTITY OF RCRA HAZARDOUS WASTE EXPORTED:	11,766	TONS

SOUTH CAROLINA

1993 WASTE GENERATION

1 NUMBER OF RCRA LARGE QUANTITY GENERATORS (LQGS): 388

2 QUANITY OF RCRA HAZARDOUS WASTE GENERATED: 310,399 TONS

3 FIFTY LARGEST RCRA HAZARDOUS WASTE GENERATORS IN THE STATE, 1993

RANK	EPA ID	SITE NAME	CITY	TOTAL GENERATED (TONS)
1	SCD042627448	HARDWICKE CHEMICAL COMPANY	ELGIN	165,916
2	SCD036275626	SOUTHEASTERN CHEMICALS & SOLVENTS CO	SUMTER	29,321
3	SCD044442333	THERMALKEM INC.	ROCK HILL	12,586
4	SCD077995488	SAFETY-KLEEN CORP - LEXINGTON PLANT	LEXINGTON	10,224
5	SCD070375985	LAIDLAW ENV SVS OF SC INC	PINEWOOD	9,876
6	SCD991277716	GEORGETOWN STEEL CORP	GEORGETOWN	9,719
7	SCD001368075	GASTON COPPER RECYCLING CORP	GASTON	5,362
8	SCD044940369	NUCOR STEEL	DARLINGTON	5,228
9	SCD003353760	OWEN ELECTRIC STEEL COMPANY	CAYCE	5,185
10	SCD070371885	PHIBRO TECH INC	SUMTER	4,456
11	SCD043384072	ALBEMARLE CORP ORANGEBURG PLT	ORANGEBURG	4,252
12	SCD981467616	LAIDLAW ENVIRONMENTAL SERVICES (TOC) INC	ROEBUCK	2,648
13	SC1890008989	DOE/WSRC SAVANNAH RIVER SITE	AIKEN	2,440
14	SCD003362050	CM TUCKER LUMBER CORP	PAGELAND	1,756
15	SCD980500052	3V INC	GEORGETOWN	1,668
16	SCD987582632	HITACHI ELECTRONIC DEVICES USA	GREENVILLE	1,544
17	SCD003344496	SCHLUMBERGER INDUSTRIES	WEST UNION	1,470
18	SCD097366165	ALUMAX OF SOUTH CAROLINA INC	GOOSE CREEK	1,368
19	SCD003353026	KOPPERS INDUSTRIES INC	FLORENCE	1,348
20	SCD050187434	SOUTHERN COATINGS INC	SUMTER	1,314
21	SCD003360476	MACALLOY CORPORATION	N CHARLESTON	1,292
22	SCD981031040	SAFETY-KLEEN CORPORATION 3-066-01(GREER)	GREER	1,264
23	SCD041388554	YUASA-EXIDE, INC	SUMTER	1,069
24	SCD987582038	FUJI PHOTO FILM INC (FA-M)	GREENWOOD	1,043
25	SCD047554753	W R GRACE & COMPANY - CRYOVAC DIVISION	SIMPSONVILLE	939
26	SCD070365051	HAARMANN & REIMER CORP	GOOSE CREEK	921
27	SCD003358389	ALBRIGHT & WILSON (AMERICAS)	CHARLESTON	903
28	SCD000622688	COLONIAL PIPELINE CO (BELTON JCT FAC)	BELTON	862
29	SCD000770263	AMP AKZO CO CAROLINA CIRCUITS	GREENVILLE	860
30	SCD047555453	SOUTHEASTERN COATED PRODUCTS	COLUMBIA	718
31	SCD062559331	HODGSON CHEMICALS INC	ROCKHILL	707
32	SCD982106932	SOUTH CAROLINA GALVANIZING	TRAVELERS REST	569
33	SCD003345683	TORRINGTON COMPANY	CLINTON	566
34	SCD980841944	KEMET ELECTRONICS CORP - FOUNTAIN INN	FOUNTAIN INN,	564
35	SCD062690557	AVX CORPORATION (MYRTLE BEACH)	MYRTLE BEACH	559
36	SCD991279399	FN MANUFACTURING INC	COLUMBIA	466
37	SCD044939833	KING'S LABORATORY INC	BLYTHEWOOD	444
38	SCD982102147	MACK TRUCKS INC	WINNSBORO	423
39	SCD987579943	OAK-MITSUI	CAMDEN	416
40	SCD000735886	MARATHON OIL COMPANY	NORTH CHARLESTON	412
41	SCD000735894	MARATHON OIL COMPANY	BELTON	399
42	SCD003351814	WESTINGHOUSE ELECTRIC CORPORATION	HAMPTON	399
43	SCD981748098	HICKSON CORPORATION	HICKORY GROVE	382
44	SCD078057031	SYBRON CHEMICALS INC	WELLFORD	366
45	SCD062706767	REEVES BROTHERS INC VULCAN URETHANE	SPARTANBURG	362
46	SC0170022560	USN - CHARLESTON NAVAL SHIPYARD	CHARLESTON	340
47	SCD065055766	ROBERT BOSCH CORPORATION	CHARLESTON HEIGHTS	332
48	SCD084707298	CR BARD INC	MONCKS CORNER	302
49	SCD055207617	LOBECO PRODUCTS INC	LOBECO	298
50	SC8170022620	USN-CHARLESTON NAVAL WEAPONS STATION	CHARLESTON	298
TOTAL				296,157

NOTE: STATE MAY HAVE FEWER THAN FIFTY GENERATORS.

SOUTH CAROLINA

1993 WASTE GENERATION, CONTINUED

4 QUANTITIES OF WASTE GENERATED IN 1993 THAT WERE

- REPORTED WITH ONLY CHARACTERISTIC WASTE CODES
- REPORTED WITH ONLY LISTED WASTE CODES
- REPORTED WITH BOTH CHARACTERISTIC AND LISTED WASTE CODES

WASTE HAS ONLY CHARACTERISTIC CODES	TONS OF WASTE GENERATED	WASTE HAS ONLY LISTED CODES	TONS OF WASTE GENERATED	WASTE HAS BOTH CHARACTERISTIC AND LISTED CODES	TONS OF WASTE GENERATED
ONLY IGNITABLE	12,005	ONLY AN F CODE	53,282		
ONLY CORROSIVE	1,585	ONLY A K CODE	17,595		
ONLY REACTIVE	304	ONLY A P CODE	2		
ONLY D004-17	12,157	ONLY A U CODE	1,852		
ONLY D018-43	167,388				
HAS MORE THAN ONE CHARACTERISTIC CODE	11,760	HAS MORE THAN ONE LISTED CODE	430		
TOTAL	205,198	TOTAL	73,160	TOTAL CHAR. AND LISTED	32,040

5 QUANTITIES OF WASTE GENERATED IN 1993 THAT WERE MULTIPLY CODED

WASTE HAS ONLY CHARACTERISTIC CODES BUT MORE THAN ONE APPLIES	TONS OF WASTE GENERATED	ONLY LISTED CODES BUT HAS MORE THAN ONE	TONS OF WASTE GENERATED	BOTH CHAR. & LISTED CODES	TONS OF WASTE GENERATED
HAS IGNITABLE CODE	3,269			IGN. W/ AT LEAST 1 LSTD	22,231
HAS CORROSIVE CODE	8,585			CORR. W/ AT LEAST 1 LSTD	850
HAS REACTIVE CODE	44			REACT. W/ AT LEAST 1 LSTD	555
HAS D004-D017 CODE	9,041			D004-17 W/ AT LEAST 1 LSTD	11,822
HAS D018-D043 CODE	3,111			D018-43 W/ AT LEAST 1 LSTD	2,395
		HAS AN F CODE	429	F WASTE W/ AT LEAST 1 CHAR	25,678
		HAS A K CODE	0	K WASTE W/ AT LEAST 1 CHAR	6,220
		HAS A P CODE	0	P WASTE W/ AT LEAST 1 CHAR	13
		HAS A U CODE	430	U WASTE W/ AT LEAST 1 CHAR	1,335
TOTAL	11,760	TOTAL	430	TOTAL	32,040

NOTE: COLUMNS DO NOT SUM TO TOTAL BECAUSE A WASTE CODE MAY APPLY TO MORE THAN ONE WASTE.
MIXTURES WITH IGNITABLE, CORROSIVE, REACTIVE, D004-17, AND D018-43 CHARACTERISTIC CODES ALSO MAY CONTAIN OTHER CHARACTERISTIC WASTE CODES.
SIMILARLY, WASTES WITH F,K,P, AND U LISTED CODES MAY HAVE OTHER LISTED WASTE CODES.

SOUTH CAROLINA

1993 WASTE MANAGEMENT

6 NUMBER OF RCRA TSD FACILITIES: 25

7 QUANITY OF RCRA HAZARDOUS WASTE MANAGED: 1,184,248 TONS

8 FIFTY LARGEST RCRA HAZARDOUS WASTE MANAGEMENT FACILITIES, 1993

RANK	EPAID	SITE NAME	CITY	TONS OF WASTE MANAGED
1	SC1890008989	DOE/WSRC SAVANNAH RIVER SITE	AIKEN	876,867
2	SCD070375985	LAIDLAW ENV SVS OF SC INC	PINEWOOD	100,311
3	SCD003351699	GIANT CEMENT COMPANY	HARLEYVILLE	79,725
4	SCD003368891	HOLNAM INC	HOLLY HILL	31,453
5	SCD077995488	SAFETY-KLEEN CORP - LEXINGTON PLANT	LEXINGTON	28,860
6	SCD981467616	LAIDLAW ENVIRONMENTAL SERVICES (TOC) INC	ROEBUCK	22,412
7	SCD036275626	SOUTHEASTERN CHEMICALS & SOLVENTS CO	SUMTER	19,678
8	SCD044442333	THERMALKEM INC.	ROCK HILL	16,032
9	SCD070371885	PHIBRO TECH INC	SUMTER	8,359
10	SC8170022620	USN-CHARLESTON NAVAL WEAPONS STATION	CHARLESTON	441
11	SCD043384072	ALBEMARLE CORP ORANGEBURG PLT	ORANGEBURG	105
12	SC9570090002	USAF-POINSETT RANGE	WEDGEFIELD	5
TOTAL				1,184,248

NOTE: STATE MAY HAVE FEWER THAN FIFTY FACILITIES THAT MANAGED WASTES.
WASTE ONLY MANAGED BY STORAGE IS NOT INCLUDED.

SOUTH CAROLINA

1993 WASTE MANAGEMENT, CONTINUED

9 QUANTITY OF RCRA HAZARDOUS WASTE MANAGED BY MANAGEMENT METHOD, 1993

MANAGEMENT METHOD	SYSTEM TYPE CODE	QUANTITY MANAGED (TONS)	PERCENTAGE OF QUANTITY	NUMBER OF FACILITIES	PERCENTAGE OF FACILITIES
METALS RECOVERY (FOR REUSE)	M011-M019	1	0	1	8
SOLVENTS RECOVERY	M021-M029	46,996	4	3	25
OTHER RECOVERY	M031-M039	1,566	0	2	17
INCINERATION	M041-M049	38,976	3	5	42
ENERGY RECOVERY (REUSE AS FUEL)	M051-M059	111,178	9	2	17
AQUEOUS INORGANIC TREATMENT	M071-M079	8,359	1	1	8
AQUEOUS ORGANIC AND INORGANIC TREATMENT	M091-M099	524	0	2	17
OTHER TREATMENT	M121-M129	876,337	74	1	8
LANDFILL	M132-DISP	100,311	8	1	8
TOTAL		1,184,248	100	12	

10 MANAGEMENT METHOD, BY QUANTITY OF RCRA HAZARDOUS WASTE MANAGED, 1993

MANAGEMENT METHOD	SYSTEM TYPE CODE	QUANTITY MANAGED (TONS)	PERCENTAGE OF QUANTITY	NUMBER OF FACILITIES	PERCENTAGE OF FACILITIES
OTHER TREATMENT	M121-M129	876,337	74	1	8
ENERGY RECOVERY (REUSE AS FUEL)	M051-M059	111,178	9	2	17
LANDFILL	M132-DISP	100,311	8	1	8
SOLVENTS RECOVERY	M021-M029	46,996	4	3	25
INCINERATION	M041-M049	38,976	3	5	42
AQUEOUS INORGANIC TREATMENT	M071-M079	8,359	1	1	8
OTHER RECOVERY	M031-M039	1,566	0	2	17
AQUEOUS ORGANIC AND INORGANIC TREATMENT	M091-M099	524	0	2	17
METALS RECOVERY (FOR REUSE)	M011-M019	1	0	1	8
TOTAL		1,184,248	100	12	

NOTE: FACILITIES WITH ONLY STORAGE UNITS ARE EXCLUDED.
COLUMNS MAY NOT SUM DUE TO ROUNDING.
COLUMNS MAY NOT SUM TO TOTAL BECAUSE FACILITIES MAY HAVE MULTIPLE HANDLING METHODS.

SOUTH CAROLINA

1993 WASTE MANAGEMENT, CONTINUED

11 MANAGEMENT METHOD AND QUANTITY OF RCRA HAZARDOUS WASTE MANAGED BY NUMBER OF FACILITIES, 1993

MANAGEMENT METHOD	SYSTEM TYPE CODE	QUANTITY MANAGED (TONS)	PERCENTAGE OF QUANTITY	NUMBER OF FACILITIES	PERCENTAGE OF FACILITIES
INCINERATION	M041-M049	38,976	3	5	42
SOLVENTS RECOVERY	M021-M029	46,996	4	3	25
OTHER RECOVERY	M031-M039	1,566	0	2	17
ENERGY RECOVERY (REUSE AS FUEL)	M051-M059	111,178	9	2	17
AQUEOUS ORGANIC AND INORGANIC TREATMENT	M091-M099	524	0	2	17
METALS RECOVERY (FOR REUSE)	M011-M019	1	0	1	8
AQUEOUS INORGANIC TREATMENT	M071-M079	8,359	1	1	8
OTHER TREATMENT	M121-M129	876,337	74	1	8
LANDFILL	M132-DISP	100,311	8	1	8
TOTAL		1,184,248	100	12	

NOTE: FACILITIES WITH ONLY STORAGE UNITS ARE EXCLUDED.
COLUMNS MAY NOT SUM DUE TO ROUNDING.
COLUMNS MAY NOT SUM TO TOTAL BECAUSE FACILITIES MAY HAVE MULTIPLE HANDLING METHODS.

12 QUANTITY AND PERCENTAGE OF RCRA HAZARDOUS WASTEWATER AND NON-WASTEWATER MANAGED IN 1993

MANAGEMENT TYPE	TONS	PERCENTAGE
WASTEWATER	885,221	74.7
NON-WASTEWATER	299,027	25.3
TOTAL	1,184,248	100.0

SOUTH CAROLINA

1993 WASTE SHIPMENTS

13 NUMBER OF RCRA HAZARDOUS WASTE SHIPPERS: 373

14 QUANITIY OF RCRA HAZARDOUS WASTE SHIPPED: 319,187 TONS

15 FIFTY LARGEST RCRA HAZARDOUS WASTE SHIPPERS, 1993

RANK	EPA ID	SITE NAME	CITY	QUANTITY SHIPPED (TONS)
1	SCD042627448	HARDWICKE CHEMICAL COMPANY	ELGIN	165,994
2	SCD036275626	SOUTHEASTERN CHEMICALS & SOLVENTS CO	SUMTER	29,031
3	SCD070375985	LAIDLAW ENV SVS OF SC INC	PINEWOOD	21,015
4	SCD077995488	SAFETY-KLEEN CORP - LEXINGTON PLANT	LEXINGTON	14,427
5	SCD044442333	THERMALKEM INC.	ROCK HILL	12,650
6	SCD991277716	GEORGETOWN STEEL CORP	GEORGETOWN	9,719
7	SCD001368075	GASTON COPPER RECYCLING CORP	GASTON	5,392
8	SCD044940369	NUCOR STEEL	DARLINGTON	5,228
9	SCD003353760	OWEN ELECTRIC STEEL COMPANY	CAYCE	5,185
10	SCD070371885	PHIBRO TECH INC	SUMTER	4,456
11	SCD043384072	ALBEMARLE CORP ORANGEBURG PLT	ORANGEBURG	4,147
12	SCD981467616	LAIDLAW ENVIRONMENTAL SERVICES (TOC) INC	ROEBUCK	1,820
13	SCD980500052	3V INC	GEORGETOWN	1,658
14	SCD987582632	HITACHI ELECTRONIC DEVICES USA	GREENVILLE	1,511
15	SCD097366165	ALUMAX OF SOUTH CAROLINA INC	GOOSE CREEK	1,490
16	SCD003344496	SCHLUMBERGER INDUSTRIES	WEST UNION	1,480
17	SCD003353026	KOPPERS INDUSTRIES INC	FLORENCE	1,419
18	SCD050187434	SOUTHERN COATINGS INC	SUMTER	1,309
19	SCD981031040	SAFETY-KLEEN CORPORATION 3-066-01(GREER)	GREER	1,261
20	SCD041388554	YUASA-EXIDE, INC	SUMTER	1,054
21	SCD987582038	FUJI PHOTO FILM INC (FA-M)	GREENWOOD	1,043
22	SCD047554753	W R GRACE & COMPANY - CRYOVAC DIVISION	SIMPSONVILLE	945
23	SCD003358389	ALBRIGHT & WILSON (AMERICAS)	CHARLESTON	933
24	SCD070365051	HAARMANN & REIMER CORP	GOOSE CREEK	921
25	SCD000622688	COLONIAL PIPELINE CO (BELTON JCT FAC)	BELTON	846
26	SCD000770263	AMP AKZO CO CAROLINA CIRCUITS	GREENVILLE	829
27	SCD047555453	SOUTHEASTERN COATED PRODUCTS	COLUMBIA	671
28	SCD062559331	HODGSON CHEMICALS INC	ROCKHILL	668
29	SCD003351699	GIANT CEMENT COMPANY	HARLEYVILLE	652
30	SCD003345683	TORRINGTON COMPANY	CLINTON	628
31	SCD062690557	AVX CORPORATION (MYRTLE BEACH)	MYRTLE BEACH	574
32	SCD982106932	SOUTH CAROLINA GALVANIZING	TRAVELERS REST	569
33	SCD044939833	KING'S LABORATORY INC	BLYTHEWOOD	562
34	SCD980841944	KEMET ELECTRONICS CORP - FOUNTAIN INN	FOUNTAIN INN,	559
35	SCD987579943	OAK-MITSUI	CAMDEN	516
36	SCD991279399	FN MANUFACTURING INC	COLUMBIA	491
37	SCD981748098	HICKSON CORPORATION	HICKORY GROVE	421
38	SCD982102147	MACK TRUCKS INC	WINNSBORO	410
39	SCD003351814	WESTINGHOUSE ELECTRIC CORPORATION	HAMPTON	403
40	SCD000735894	MARATHON OIL COMPANY	BELTON	399
41	SCD000735886	MARATHON OIL COMPANY	NORTH CHARLESTON	387
42	SCD062706767	REEVES BROTHERS INC VULCAN URETHANE	SPARTANBURG	373
43	SCD078057031	SYBRON CHEMICALS INC	WELLFORD	329
44	SCD065055766	ROBERT BOSCH CORPORATION	CHARLESTON HEIGHTS	321
45	SCD055207617	LOBECO PRODUCTS INC	LOBECO	314
46	SCD041387796	TORRINGTON COMPANY-TYGER RIVER PLANT	UNION	291
47	SCD000623231	COLONIAL PIPELINE CO (SPART DEL FAC)	SPARTANBURG	283
48	SCD003360393	ABCO INDUSTRIES LTD	ROEBUCK	270
49	SCD987571551	FUJI PHOTO FILM INC	GREENWOOD	250
50	SCD049126097	GE GAS TURBINE MFG OPERATION (GREENVILLE	GREENVILLE	245
TOTAL				306,348

NOTES: COLUMNS MAY NOT SUM DUE TO ROUNDING.
STATE MAY HAVE FEWER THAN FIFTY SHIPPERS.

SOUTH CAROLINA

1993 WASTE RECEIPTS

16 NUMBER OF RCRA HAZARDOUS WASTE RECEIVERS: 11

17 QUANITIY OF RCRA HAZARDOUS WASTE RECEIVED: 311,183 TONS

18 FIFTY LARGEST RCRA HAZARDOUS WASTE RECEIVERS, 1993

RANK	EPA ID	SITE NAME	CITY	QUANTITY RECEIVED (TONS)
1	SCD070375985	LAIDLAW ENV SVS OF SC INC	PINEWOOD	99,904
2	SCD003351699	GIANT CEMENT COMPANY	HARLEYVILLE	79,725
3	SCD077995488	SAFETY-KLEEN CORP - LEXINGTON PLANT	LEXINGTON	32,582
4	SCD003368891	HOLNAM INC	HOLLY HILL	31,453
5	SCD981467616	LAIDLAW ENVIRONMENTAL SERVICES (TOC) INC	ROEBUCK	22,667
6	SCD036275626	SOUTHEASTERN CHEMICALS & SOLVENTS CO	SUMTER	19,678
7	SCD044442333	THERMALKEM INC.	ROCK HILL	15,861
8	SCD070371885	PHIBRO TECH INC	SUMTER	8,359
9	SCD981031040	SAFETY-KLEEN CORPORATION 3-066-01(GREER)	GREER	918
10	SCD069314045	MILLIKEN CHEMICAL-DEWEY PLANT	INMAN	30
11	SC9570090002	USAF-POINSETT RANGE	WEDGEFIELD	5
TOTAL				311,183

NOTES: COLUMNS MAY NOT SUM DUE TO ROUNDING.
STATE MAY HAVE FEWER THAN FIFTY FACILITIES THAT RECEIVED WASTE.

SOUTH CAROLINA

1993 WASTE RECEIPTS, CONTINUED

19 QUANTITY OF RCRA HAZARDOUS WASTE MANAGED, BY MANGEMENT METHOD, LIMITED TO WASTE RECEIVED FROM OFFSITE, 1993

MANAGEMENT METHOD	SYSTEM TYPE CODE	QUANTITY MANAGED (TONS)	PERCENTAGE OF QUANTITY	NUMBER OF FACILITIES	PERCENTAGE OF FACILITIES
SOLVENTS RECOVERY	M021-M029	45,088	15	2	22
OTHER RECOVERY	M031-M039	19	0	1	11
INCINERATION	M041-M049	38,259	13	3	33
ENERGY RECOVERY (REUSE AS FUEL)	M051-M059	111,178	37	2	22
AQUEOUS INORGANIC TREATMENT	M071-M079	8,359	3	1	11
LANDFILL	M132-DISP	99,904	33	1	11
TOTAL		302,808	100	9	

20 MANAGEMENT METHOD, BY QUANTITY OF RCRA HAZARDOUS WASTE MANAGED, LIMITED TO WASTE RECEIVED FROM OFFSITE, 1993

MANAGEMENT METHOD	SYSTEM TYPE CODE	QUANTITY MANAGED (TONS)	PERCENTAGE OF QUANTITY	NUMBER OF FACILITIES	PERCENTAGE OF FACILITIES
ENERGY RECOVERY (REUSE AS FUEL)	M051-M059	111,178	37	2	22
LANDFILL	M132-DISP	99,904	33	1	11
SOLVENTS RECOVERY	M021-M029	45,088	15	2	22
INCINERATION	M041-M049	38,259	13	3	33
AQUEOUS INORGANIC TREATMENT	M071-M079	8,359	3	1	11
OTHER RECOVERY	M031-M039	19	0	1	11
TOTAL		302,808	100	9	

NOTE: FACILITIES WITH ONLY STORAGE UNITS ARE EXCLUDED.
COLUMNS MAY NOT SUM DUE TO ROUNDING.
COLUMNS MAY NOT SUM TO TOTAL BECAUSE FACILITIES MAY HAVE MULTIPLE HANDLING METHODS.

SOUTH CAROLINA

1993 WASTE RECEIPTS, CONTINUED

21 MANAGEMENT METHOD AND QUANTITY OF RCRA HAZARDOUS WASTE MANAGED, BY NUMBER OF FACILITIES, LIMITED TO WASTE RECEIVED FROM OFF SITE, 1993

MANAGEMENT METHOD	SYSTEM TYPE CODE	QUANTITY MANAGED (TONS)	PERCENTAGE OF QUANTITY	NUMBER OF FACILITIES	PERCENTAGE OF FACILITIES
INCINERATION	M041-M049	38,259	13	3	33
SOLVENTS RECOVERY	M021-M029	45,088	15	2	22
ENERGY RECOVERY (REUSE AS FUEL)	M051-M059	111,178	37	2	22
OTHER RECOVERY	M031-M039	19	0	1	11
AQUEOUS INORGANIC TREATMENT	M071-M079	8,359	3	1	11
LANDFILL	M132-DISP	99,904	33	1	11
TOTAL		302,808	100	9	

NOTE: FACILITIES WITH ONLY STORAGE UNITS ARE EXCLUDED.
COLUMNS MAY NOT SUM DUE TO ROUNDING.
COLUMNS MAY NOT SUM TO TOTAL BECAUSE FACILITIES MAY HAVE MULTIPLE HANDLING METHODS.

SOUTH CAROLINA

1993 IMPORTS AND EXPORTS

22	QUANTITY OF RCRA HAZARDOUS WASTE IMPORTED:	248,456	TONS
23	QUANTITY OF RCRA HAZARDOUS WASTE EXPORTED:	95,923	TONS

SOUTH DAKOTA

1993 WASTE GENERATION

1 NUMBER OF RCRA LARGE QUANTITY GENERATORS (LQGS): 24

2 QUANITY OF RCRA HAZARDOUS WASTE GENERATED: 767 TONS

3 FIFTY LARGEST RCRA HAZARDOUS WASTE GENERATORS IN THE STATE, 1993

RANK	EPA ID	SITE NAME	CITY	TOTAL GENERATED (TONS)
1	SDD078668696	3M BROOKINGS-MEDICAL DIVISION	BROOKINGS	241
2	SDD096407838	ALUMAX EXTRUSIONS INC	YANKTON	112
3	SDD099561474	SYNCOM TECHNOLOGIES, INC.	MITCHELL	112
4	SD2571924644	ELLSWORTH AIR FORCE BASE	ELLSWORTH AFB	82
5	SDD981545577	STAR CIRCUITS, INC	BROOKINGS	47
6	SDD078013760	CR INDUSTRIES	SPRINGFIELD	24
7	SDD049521511	DAKTRONICS	BROOKINGS	24
8	SDD007498371	M-TRON INDUSTRIES, INC.	YANKTON	19
9	SDD007262215	DALE ELECTRONICS, INC.	YANKTON	19
10	SDD068642222	SCI SYSTEMS, INC.	RAPID CITY	18
11	SDD000003855	CCL LABEL	SIOUX FALLS	14
12	SDD000694620	AMOCO OIL CO	SIOUX FALLS	14
13	SDD061536843	WHEELER LUMBER OPERATIONS	WHITEWOOD	11
14	SDD982596942	ANGUS-PALM INDUSTRIES, INC.	WATERTOWN	8
15	SDD006198980	MINNESOTA RUBBER	WATERTOWN	7
16	SDD987668134	SD SCHOOL OF MINES & TECHNOLOGY	RAPID CITY	5
17	SDD000823559	WILLIAMS PIPE LINE CO-SIOUX FALLS	SIOUX FALLS	5
18	SDD082515420	SOUTH DAKOTA STATE UNIVERSITY	BROOKNGS	2
19	SDD000694596	WILLIAMS PIPE LINE CO.-WATERTOWN TERMIN.	WATERTOWN	2
20	SDD000823575	WILLIAMS PIPE LINE CO.-SIOUX FALLS	SIOUX FALLS	1
21	SDD109101030	RUE R. ELSTON, INC.	SIOUX FALLS	0
22	SDD008941882	EAST RIVER ELECTRIC POWER COOP.	MADISON	0
23	SDD000716696	SAFETY KLEEN CORP.	SIOUX FALLS	0
24	SDD000716969	SAFETY KLEEN CORP.	SIOUX FALLS	0
TOTAL				767

NOTE: STATE MAY HAVE FEWER THAN FIFTY GENERATORS.

SOUTH DAKOTA

1993 WASTE GENERATION, CONTINUED

4 QUANTITIES OF WASTE GENERATED IN 1993 THAT WERE

- REPORTED WITH ONLY CHARACTERISTIC WASTE CODES
- REPORTED WITH ONLY LISTED WASTE CODES
- REPORTED WITH BOTH CHARACTERISTIC AND LISTED WASTE CODES

WASTE HAS ONLY CHARACTERISTIC CODES	TONS OF WASTE GENERATED	WASTE HAS ONLY LISTED CODES	TONS OF WASTE GENERATED	WASTE HAS BOTH CHARACTERISTIC AND LISTED CODES	TONS OF WASTE GENERATED
ONLY IGNITABLE	58	ONLY AN F CODE	187		
ONLY CORROSIVE	1	ONLY A K CODE	1		
ONLY REACTIVE	0	ONLY A P CODE	0		
ONLY D004-17	75	ONLY A U CODE	1		
ONLY D018-43	4				
HAS MORE THAN ONE CHARACTERISTIC CODE	57	HAS MORE THAN ONE LISTED CODE	0		
TOTAL	195	TOTAL	189	TOTAL CHAR. AND LISTED	382

5 QUANTITIES OF WASTE GENERATED IN 1993 THAT WERE MULTIPLY CODED

WASTE HAS ONLY CHARACTERISTIC CODES BUT MORE THAN ONE APPLIES	TONS OF WASTE GENERATED	ONLY LISTED CODES BUT HAS MORE THAN ONE	TONS OF WASTE GENERATED	BOTH CHAR. & LISTED CODES	TONS OF WASTE GENERATED
HAS IGNITABLE CODE	10			IGN. W/ AT LEAST 1 LSTD	150
HAS CORROSIVE CODE	49			CORR. W/ AT LEAST 1 LSTD	0
HAS REACTIVE CODE	0			REACT. W/ AT LEAST 1 LSTD	0
HAS D004-D017 CODE	55			D004-17 W/ AT LEAST 1 LSTD	9
HAS D018-D043 CODE	5			D018-43 W/ AT LEAST 1 LSTD	229
		HAS AN F CODE	0	F WASTE W/ AT LEAST 1 CHAR	382
		HAS A K CODE	0	K WASTE W/ AT LEAST 1 CHAR	0
		HAS A P CODE	0	P WASTE W/ AT LEAST 1 CHAR	0
		HAS A U CODE	0	U WASTE W/ AT LEAST 1 CHAR	1
TOTAL	57	TOTAL	0	TOTAL	382

NOTE: COLUMNS DO NOT SUM TO TOTAL BECAUSE A WASTE CODE MAY APPLY TO MORE THAN ONE WASTE.
MIXTURES WITH IGNITABLE, CORROSIVE, REACTIVE, D004-17, AND D018-43 CHARACTERISTIC CODES ALSO MAY CONTAIN OTHER CHARACTERISTIC WASTE CODES.
SIMILARLY, WASTES WITH F,K,P, AND U LISTED CODES MAY HAVE OTHER LISTED WASTE CODES.

SOUTH DAKOTA

1993 WASTE MANAGEMENT

6 NUMBER OF RCRA TSD FACILITIES: 3

7 QUANITY OF RCRA HAZARDOUS WASTE MANAGED: 0 TONS

TABLES 8, 9, 10, 11, AND 12 HAVE BEEN OMITTED FROM THIS REPORT BECAUSE THERE WERE NO FACILITIES IN SOUTH DAKOTA THAT REPORTED MANAGING (TREATING OR DISPOSING) RCRA HAZARDOUS WASTE IN 1993. THE TSD FACILITIES DESCRIBED ABOVE MAY HAVE BEEN STORAGE-ONLY FACILITIES.

SOUTH DAKOTA

1993 WASTE SHIPMENTS

13 NUMBER OF RCRA HAZARDOUS WASTE SHIPPERS: 23

14 QUANITIY OF RCRA HAZARDOUS WASTE SHIPPED: 1,506 TONS

15 FIFTY LARGEST RCRA HAZARDOUS WASTE SHIPPERS, 1993

RANK	EPA ID	SITE NAME	CITY	QUANTITY SHIPPED (TONS)
1	SDD000716969	SAFETY KLEEN CORP.	SIOUX FALLS	374
2	SDD000716696	SAFETY KLEEN CORP.	SIOUX FALLS	373
3	SDD078668696	3M BROOKINGS-MEDICAL DIVISION	BROOKINGS	241
4	SDD099561474	SYNCOM TECHNOLOGIES, INC.	MITCHELL	112
5	SDD096407838	ALUMAX EXTRUSIONS INC	YANKTON	94
6	SD2571924644	ELLSWORTH AIR FORCE BASE	ELLSWORTH AFB	77
7	SDD007498371	M-TRON INDUSTRIES, INC.	YANKTON	47
8	SDD981545577	STAR CIRCUITS, INC	BROOKINGS	46
9	SDD049521511	DAKTRONICS	BROOKINGS	24
10	SDD078013760	CR INDUSTRIES	SPRINGFIELD	21
11	SDD007262215	DALE ELECTRONICS, INC.	YANKTON	19
12	SDD068642222	SCI SYSTEMS, INC.	RAPID CITY	18
13	SDD000003855	CCL LABEL	SIOUX FALLS	15
14	SDD000694620	AMOCO OIL CO	SIOUX FALLS	14
15	SDD982596942	ANGUS-PALM INDUSTRIES, INC.	WATERTOWN	11
16	SDD006198980	MINNESOTA RUBBER	WATERTOWN	7
17	SDD987668134	SD SCHOOL OF MINES & TECHNOLOGY	RAPID CITY	5
18	SDD000823559	WILLIAMS PIPE LINE CO-SIOUX FALLS	SIOUX FALLS	5
19	SDD000694596	WILLIAMS PIPE LINE CO.-WATERTOWN TERMIN.	WATERTOWN	2
20	SDD000823575	WILLIAMS PIPE LINE CO.-SIOUX FALLS	SIOUX FALLS	1
21	SDD082515420	SOUTH DAKOTA STATE UNIVERSITY	BROOKNGS	1
22	SDD109101030	RUE R. ELSTON, INC.	SIOUX FALLS	0
23	SDD008941882	EAST RIVER ELECTRIC POWER COOP.	MADISON	0
TOTAL				1,506

NOTES: COLUMNS MAY NOT SUM DUE TO ROUNDING.
STATE MAY HAVE FEWER THAN FIFTY SHIPPERS.

SOUTH DAKOTA

1993 WASTE RECEIPTS

16 NUMBER OF RCRA HAZARDOUS WASTE RECEIVERS: 2

17 QUANITIY OF RCRA HAZARDOUS WASTE RECEIVED: 316 TONS

18 FIFTY LARGEST RCRA HAZARDOUS WASTE RECEIVERS, 1993

RANK	EPA ID	SITE NAME	CITY	QUANTITY RECEIVED (TONS)
1	SDD000716696	SAFETY KLEEN CORP.	SIOUX FALLS	315
2	SD2571924644	ELLSWORTH AIR FORCE BASE	ELLSWORTH AFB	1
TOTAL				316

NOTES: COLUMNS MAY NOT SUM DUE TO ROUNDING.
STATE MAY HAVE FEWER THAN FIFTY FACILITIES THAT RECEIVED WASTE.

TABLES 19, 20, AND 21 HAVE BEEN OMITTED FROM THIS REPORT BECAUSE THERE WERE NO FACILITIES IN SOUTH DAKOTA THAT REPORTED MANAGING (TREATING OR DISPOSING) RCRA HAZARDOUS WASTE IN 1993 THAT WAS RECEIVED FROM OFF SITE. THE FACILITIES DESCRIBED ABOVE MAY HAVE BEEN STORAGE-ONLY FACILITIES.

SOUTH DAKOTA

1993 IMPORTS AND EXPORTS

22	QUANTITY OF RCRA HAZARDOUS WASTE IMPORTED:	125	TONS
23	QUANTITY OF RCRA HAZARDOUS WASTE EXPORTED:	1,503	TONS

TENNESSEE

1993 WASTE GENERATION

1 NUMBER OF RCRA LARGE QUANTITY GENERATORS (LQGS): 518

2 QUANITY OF RCRA HAZARDOUS WASTE GENERATED: 33,937,638 TONS

3 FIFTY LARGEST RCRA HAZARDOUS WASTE GENERATORS IN THE STATE, 1993

RANK	EPA ID	SITE NAME	CITY	TOTAL GENERATED (TONS)
1	TND003376928	TENN EASTMAN CO, DIV OF EASTMAN KODAK	KINGSPORT	33,517,915
2	TND003337292	OLIN CORPORATION - CHARLESTON PLANT	CHARLESTON	149,258
3	TN0890090004	UNITED STATES DEPT. OF ENERGY K-25 SITE	OAK RIDGE	91,345
4	TND007024672	E I DUPONT DE NEMOURS & CO INC	MEMPHIS	48,441
5	TND058660390	ROHM AND HAAS TENNESSEE INCORPORATED	KNOXVILLE	28,580
6	TN3890090001	U.S. DOE Y-12 PLANT	OAK RIDGE	17,068
7	TND987789583	ICI ACRYLICS- MEMPHIS (FITE RD)	MEMPHIS	17,060
8	TND003383551	ALUMINUM COMPANY OF AMERICA-SOUTH PLANT	ALCOA	3,780
9	TN0210020582	MILAN ARMY AMMUNITION PLANT	MILAN	3,766
10	TND991279480	PERMA-FIX	MEMPHIS	3,131
11	TND981922826	OSCO TREATMENT SYSTEMS	NASHVILLE	3,079
12	TND981920119	ALLWORTH, INC	MOUNT PLEASANT	3,040
13	TND007024664	VELSICOL CHEMICAL	MEMPHIS	2,870
14	TND041150533	FLORIDA STEEL CORP., KNOXVILLE STEEL MIL	KNOXVILLE	2,865
15	TN1890090003	U.S. DOE, OAK RIDGE NATIONAL LABORATORY	OAK RIDGE	1,819
16	TND003095635	NUCLEAR FUEL SERVICES, INC	ERWIN	1,661
17	TND047004114	CARRIER CORPORATION	MORRISON	1,657
18	TND054481205	NISSAN MOTOR MANUFACTURING CORPORATION,	SMYRNA	1,441
19	TND987776259	PHILIPS CONSUMER ELECTRONICS COMPANY	GREENEVILLE	1,189
20	TND061314803	VELSICOL CHEMICAL CORP	CHATTANOOGA	1,158
21	TND007022072	HARMAN AUTOMOTIVE INC	BOLIVAR	1,136
22	TND007026958	MAPCO PETROLEUM INC	MEMPHIS	1,125
23	TND981023674	TENNESSEE VALLEY PERFORMANCE PRODUCTS IN	DAYTON	1,099
24	TN4210020570	DEFENSE DISTRIBUTION DEPOT MEMPHIS	MEMPHIS	1,081
25	TND095686473	HOEGANAES CORPORATION, GALLATIN PLANT	GALLATIN	985
26	TND004044780	MURRAY OHIO MANUFACTURING CO.	LAWRENCEBURG	948
27	TND981468648	SATURN CORPORATION	SPRING HILL	766
28	TND980840524	GREAT LAKES CHEMICAL CORPORATION	NEWPORT	697
29	TND981474125	SAFETY-KLEEN CORP. 3-109-01	NASHVILLE	651
30	TND008041717	BOYLES GALVANIZING CO	NASHVILLE	589
31	TND048120083	PETERBILT MOTORS CO	MADISON	522
32	TND987777695	SAFETY-KLEEN CORP	KNOXVILLE	518
33	TND053983862	ZINCPRODUCTS CO, A DIV OF ALLTRISTA CORP	GREENEVILLE	517
34	TND001004951	HOLLISTON MILLS, INC	KINGSPORT	504
35	TND120603170	QO CHEMICALS INC	MEMPHIS	451
36	TND003375748	QUEBECOR PRINTING/KINGSPORT	KINGSPORT	449
37	TND982125460	KW POWERSOURCE INC	OOLTEWAH	447
38	TND987790367	TENNESSEE GALVANIZING INC	JASPER	431
39	TND003329083	BROWN GALVANIZING CORPORATION	EAST	422
40	TND004048690	GENERAL SMELTING & REFINING, INC.	COLLEGE GROVE	392
41	TND007023658	BUCKMAN LABORATORIES INC	MEMPHIS	387
42	TND069080513	UNIVERSAL FASTENERS	CENTERVILLE	383
43	TND175237536	CALSONIC YOROZU CORPORATION	MORRISON	381
44	TND044264554	PARAMOUNT PACKAGING CORPORATION	MURFREESBORO	378
45	TND981755853	ERGON, INC - NASHVILLE TERMINAL	UNKNOWN CITY	374
46	TND007039456	TENNESSEE ELECTROPLATING CO	RIPLEY	365
47	TND083274605	PRODUCTION FINISHES INTERNATIONAL INC	MEMPHIS	365
48	TND980847024	EXCEL TSD INC	MEMPHIS	359
49	TND003391455	TENNESSEE VALLEY STEEL CORPORATION	HARRIMAN	344
50	TND004045605	BOSTON INDUSTRIAL PRODUCTS	HOHENWALD	341
TOTAL				33,918,529

NOTE: STATE MAY HAVE FEWER THAN FIFTY GENERATORS.

TENNESSEE

1993 WASTE GENERATION, CONTINUED

4 QUANTITIES OF WASTE GENERATED IN 1993 THAT WERE

- REPORTED WITH ONLY CHARACTERISTIC WASTE CODES
- REPORTED WITH ONLY LISTED WASTE CODES
- REPORTED WITH BOTH CHARACTERISTIC AND LISTED WASTE CODES

WASTE HAS ONLY CHARACTERISTIC CODES	TONS OF WASTE GENERATED	WASTE HAS ONLY LISTED CODES	TONS OF WASTE GENERATED	WASTE HAS BOTH CHARACTERISTIC AND LISTED CODES	TONS OF WASTE GENERATED
ONLY IGNITABLE	5,352	ONLY AN F CODE	28,240		
ONLY CORROSIVE	60,084	ONLY A K CODE	11,036		
ONLY REACTIVE	21,532	ONLY A P CODE	29		
ONLY D004-17	159,358	ONLY A U CODE	1,979		
ONLY D018-43	3,593				
HAS MORE THAN ONE CHARACTERISTIC CODE	49,004	HAS MORE THAN ONE LISTED CODE	2,829		
TOTAL	298,924	TOTAL	44,113	TOTAL CHAR. AND LISTED	33,594,339

5 QUANTITIES OF WASTE GENERATED IN 1993 THAT WERE MULTIPLY CODED

WASTE HAS ONLY CHARACTERISTIC CODES BUT MORE THAN ONE APPLIES	TONS OF WASTE GENERATED	ONLY LISTED CODES BUT HAS MORE THAN ONE	TONS OF WASTE GENERATED	BOTH CHAR. & LISTED CODES	TONS OF WASTE GENERATED
HAS IGNITABLE CODE	43,621			IGN. W/ AT LEAST 1 LSTD	27,318
HAS CORROSIVE CODE	41,865			CORR. W/ AT LEAST 1 LSTD	11,086
HAS REACTIVE CODE	2,217			REACT. W/ AT LEAST 1 LSTD	33,479,296
HAS D004-D017 CODE	11,472			D004-17 W/ AT LEAST 1 LSTD	87,998
HAS D018-D043 CODE	6,483			D018-43 W/ AT LEAST 1 LSTD	5,519
		HAS AN F CODE	74	F WASTE W/ AT LEAST 1 CHAR	33,592,184
		HAS A K CODE	2,752	K WASTE W/ AT LEAST 1 CHAR	1,872
		HAS A P CODE	76	P WASTE W/ AT LEAST 1 CHAR	14
		HAS A U CODE	2,756	U WASTE W/ AT LEAST 1 CHAR	332
TOTAL	49,004	TOTAL	2,829	TOTAL	33,594,339

NOTE: COLUMNS DO NOT SUM TO TOTAL BECAUSE A WASTE CODE MAY APPLY TO MORE THAN ONE WASTE.
MIXTURES WITH IGNITABLE, CORROSIVE, REACTIVE, D004-17, AND D018-43 CHARACTERISTIC CODES ALSO MAY CONTAIN OTHER CHARACTERISTIC WASTE CODES.
SIMILARLY, WASTES WITH F,K,P, AND U LISTED CODES MAY HAVE OTHER LISTED WASTE CODES.

TENNESSEE

1993 WASTE MANAGEMENT

6 NUMBER OF RCRA TSD FACILITIES: 31

7 QUANITY OF RCRA HAZARDOUS WASTE MANAGED: 33,996,659 TONS

8 FIFTY LARGEST RCRA HAZARDOUS WASTE MANAGEMENT FACILITIES, 1993

RANK	EPAID	SITE NAME	CITY	TONS OF WASTE MANAGED
1	TND003376928	TENN EASTMAN CO, DIV OF EASTMAN KODAK	KINGSPORT	33,515,421
2	TND003337292	OLIN CORPORATION - CHARLESTON PLANT	CHARLESTON	149,253
3	TN0890090004	UNITED STATES DEPT. OF ENERGY K-25 SITE	OAK RIDGE	92,479
4	TND007024672	E I DUPONT DE NEMOURS & CO INC	MEMPHIS	48,103
5	TND981922826	OSCO TREATMENT SYSTEMS	NASHVILLE	43,377
6	TND058660390	ROHM AND HAAS TENNESSEE INCORPORATED	KNOXVILLE	27,813
7	TND106203375	DIXIE CEMENT COMPANY INC	KNOXVILLE	18,626
8	TND981920119	ALLWORTH, INC	MOUNT PLEASANT	17,787
9	TND987789583	ICI ACRYLICS- MEMPHIS (FITE RD)	MEMPHIS	17,039
10	TN3890090001	U.S. DOE Y-12 PLANT	OAK RIDGE	16,994
11	TND991279480	PERMA-FIX	MEMPHIS	10,282
12	TND000645770	LAIDLAW ENVIRONMENTAL SERVICES TS INC	GREENBRIER	9,464
13	TND000614321	LAIDLAW ENVIRONMENTAL SERVICES (GS) INC	MILLINGTON	8,878
14	TND980847024	EXCEL TSD INC	MEMPHIS	4,580
15	TN0210020582	MILAN ARMY AMMUNITION PLANT	MILAN	3,760
16	TND007024664	VELSICOL CHEMICAL	MEMPHIS	2,870
17	TN1890090003	U.S. DOE, OAK RIDGE NATIONAL LABORATORY	OAK RIDGE	1,825
18	TND003095635	NUCLEAR FUEL SERVICES, INC	ERWIN	1,659
19	TND981474125	SAFETY-KLEEN CORP. 3-109-01	NASHVILLE	1,372
20	TND987777695	SAFETY-KLEEN CORP	KNOXVILLE	1,161
21	TND061314803	VELSICOL CHEMICAL CORP	CHATTANOOGA	1,157
22	TN4210020570	DEFENSE DISTRIBUTION DEPOT MEMPHIS	MEMPHIS	1,072
23	TND000772186	CWM CHEMICAL SERVICES INC	MILLINGTON	813
24	TND981027410	SAFETY KLEEN CORP 6-051-01	DYERSBURG	436
25	TND095058541	ASHLAND CHEMICAL CO IC&S DIVISION	KNOXVILLE	180
26	TN8570024044	ARNOLD ENGINEERING DEVELOPMENT CENTER/CE	TULLAHOMA	112
27	TN5210020421	HOLSTON ARMY AMMUNITION PLANT	KINGSPORT	66
28	TN2170022600	NAVAL AIR STATION MEMPHIS	MEMPHIS	33
29	TND982109142	DIVERSIFIED SCIENTIFIC SERVICES INC	KINGSTON	22
30	TND003331766	E. I. DU PONT DEMOURS & CO., INC.	CHATTANOOGA	13
31	TN5210020140	101ST AIRBORNE DIVISION (AIR ASSAULT) &	BORDER	10
TOTAL				33,996,659

NOTE: STATE MAY HAVE FEWER THAN FIFTY FACILITIES THAT MANAGED WASTES.
WASTE ONLY MANAGED BY STORAGE IS NOT INCLUDED.

TENNESSEE

1993 WASTE MANAGEMENT, CONTINUED

9 QUANTITY OF RCRA HAZARDOUS WASTE MANAGED BY MANAGEMENT METHOD, 1993

MANAGEMENT METHOD	SYSTEM TYPE CODE	QUANTITY MANAGED (TONS)	PERCENTAGE OF QUANTITY	NUMBER OF FACILITIES	PERCENTAGE OF FACILITIES
SOLVENTS RECOVERY	M021-M029	1,224	0	3	10
OTHER RECOVERY	M031-M039	406	0	5	16
INCINERATION	M041-M049	205,793	1	17	55
AQUEOUS INORGANIC TREATMENT	M071-M079	10	0	3	10
AQUEOUS ORGANIC TREATMENT	M081-M089	33,377,468	98	5	16
STABILIZATION	M111-M119	0	0	2	6
OTHER TREATMENT	M121-M129	89,280	0	13	42
LANDFILL	M132-DISP	588	0	8	26
OTHER DISPOSAL SPECIFIED IN COMMENTS	M137-DISP	321,891	1	23	74
TOTAL		33,996,659	100	31	

10 MANAGEMENT METHOD, BY QUANTITY OF RCRA HAZARDOUS WASTE MANAGED, 1993

MANAGEMENT METHOD	SYSTEM TYPE CODE	QUANTITY MANAGED (TONS)	PERCENTAGE OF QUANTITY	NUMBER OF FACILITIES	PERCENTAGE OF FACILITIES
AQUEOUS ORGANIC TREATMENT	M081-M089	33,377,468	98	5	16
OTHER DISPOSAL SPECIFIED IN COMMENTS	M137-DISP	321,891	1	23	74
INCINERATION	M041-M049	205,793	1	17	55
OTHER TREATMENT	M121-M129	89,280	0	13	42
SOLVENTS RECOVERY	M021-M029	1,224	0	3	10
LANDFILL	M132-DISP	588	0	8	26
OTHER RECOVERY	M031-M039	406	0	5	16
AQUEOUS INORGANIC TREATMENT	M071-M079	10	0	3	10
STABILIZATION	M111-M119	0	0	2	6
TOTAL		33,996,659	100	31	

NOTE: FACILITIES WITH ONLY STORAGE UNITS ARE EXCLUDED.
COLUMNS MAY NOT SUM DUE TO ROUNDING.
COLUMNS MAY NOT SUM TO TOTAL BECAUSE FACILITIES MAY HAVE MULTIPLE HANDLING METHODS.

TENNESSEE

1993 WASTE MANAGEMENT, CONTINUED

11 MANAGEMENT METHOD AND QUANTITY OF RCRA HAZARDOUS WASTE MANAGED BY NUMBER OF FACILITIES, 1993

MANAGEMENT METHOD	SYSTEM TYPE CODE	QUANTITY MANAGED (TONS)	PERCENTAGE OF QUANTITY	NUMBER OF FACILITIES	PERCENTAGE OF FACILITIES
OTHER DISPOSAL SPECIFIED IN COMMENTS	M137-DISP	321,891	1	23	74
INCINERATION	M041-M049	205,793	1	17	55
OTHER TREATMENT	M121-M129	89,280	0	13	42
LANDFILL	M132-DISP	588	0	8	26
OTHER RECOVERY	M031-M039	406	0	5	16
AQUEOUS ORGANIC TREATMENT	M081-M089	33,377,468	98	5	16
SOLVENTS RECOVERY	M021-M029	1,224	0	3	10
AQUEOUS INORGANIC TREATMENT	M071-M079	10	0	3	10
STABILIZATION	M111-M119	0	0	2	6
TOTAL		33,996,659	100	31	

NOTE: FACILITIES WITH ONLY STORAGE UNITS ARE EXCLUDED.
COLUMNS MAY NOT SUM DUE TO ROUNDING.
COLUMNS MAY NOT SUM TO TOTAL BECAUSE FACILITIES MAY HAVE MULTIPLE HANDLING METHODS.

12 QUANTITY AND PERCENTAGE OF RCRA HAZARDOUS WASTEWATER AND NON-WASTEWATER MANAGED IN 1993

MANAGEMENT TYPE	TONS	PERCENTAGE
WASTEWATER	33,550,790	98.7
NON-WASTEWATER	445,869	1.3
TOTAL	33,996,659	100.0

TENNESSEE

1993 WASTE SHIPMENTS

13 NUMBER OF RCRA HAZARDOUS WASTE SHIPPERS: 507

14 QUANITIY OF RCRA HAZARDOUS WASTE SHIPPED: 108,246 TONS

15 FIFTY LARGEST RCRA HAZARDOUS WASTE SHIPPERS, 1993

RANK	EPA ID	SITE NAME	CITY	QUANTITY SHIPPED (TONS)
1	TND981920119	ALLWORTH, INC	MOUNT PLEASANT	17,952
2	TND991279480	PERMA-FIX	MEMPHIS	10,037
3	TND000614321	LAIDLAW ENVIRONMENTAL SERVICES (GS) INC	MILLINGTON	8,802
4	TND981922826	OSCO TREATMENT SYSTEMS	NASHVILLE	6,569
5	TND003376928	TENN EASTMAN CO, DIV OF EASTMAN KODAK	KINGSPORT	5,732
6	TND980847024	EXCEL TSD INC	MEMPHIS	4,546
7	TND003383551	ALUMINUM COMPANY OF AMERICA-SOUTH PLANT	ALCOA	3,780
8	TND041150533	FLORIDA STEEL CORP., KNOXVILLE STEEL MIL	KNOXVILLE	2,865
9	TND981474125	SAFETY-KLEEN CORP. 3-109-01	NASHVILLE	1,763
10	TND047004114	CARRIER CORPORATION	MORRISON	1,655
11	TND987777695	SAFETY-KLEEN CORP	KNOXVILLE	1,461
12	TND054481205	NISSAN MOTOR MANUFACTURING CORPORATION,	SMYRNA	1,441
13	TND061314803	VELSICOL CHEMICAL CORP	CHATTANOOGA	1,259
14	TND007022072	HARMAN AUTOMOTIVE INC	BOLIVAR	1,153
15	TND007026958	MAPCO PETROLEUM INC	MEMPHIS	1,125
16	TND987776259	PHILIPS CONSUMER ELECTRONICS COMPANY	GREENEVILLE	1,110
17	TND981023674	TENNESSEE VALLEY PERFORMANCE PRODUCTS IN	DAYTON	1,085
18	TN4210020570	DEFENSE DISTRIBUTION DEPOT MEMPHIS	MEMPHIS	1,045
19	TND095686473	HOEGANAES CORPORATION, GALLATIN PLANT	GALLATIN	985
20	TND004044780	MURRAY OHIO MANUFACTURING CO.	LAWRENCEBURG	948
21	TND067690040	REFINED METALS CORPORATION	MEMPHIS	812
22	TND058660390	ROHM AND HAAS TENNESSEE INCORPORATED	KNOXVILLE	809
23	TND980840524	GREAT LAKES CHEMICAL CORPORATION	NEWPORT	787
24	TND981468648	SATURN CORPORATION	SPRING HILL	758
25	TND981027410	SAFETY KLEEN CORP 6-051-01	DYERSBURG	665
26	TND008041717	BOYLES GALVANIZING CO	NASHVILLE	589
27	TND000772186	CWM CHEMICAL SERVICES INC	MILLINGTON	575
28	TN3890090001	U.S. DOE Y-12 PLANT	OAK RIDGE	534
29	TND001004951	HOLLISTON MILLS, INC	KINGSPORT	528
30	TND053983862	ZINCPRODUCTS CO, A DIV OF ALLTRISTA CORP	GREENEVILLE	517
31	TND048120083	PETERBILT MOTORS CO	MADISON	516
32	TND120603170	QO CHEMICALS INC	MEMPHIS	472
33	TND000772277	LAIDLAW ENVIRONMENTAL SERVICES (WT) INC	ANTIOCH	466
34	TND003375748	QUEBECOR PRINTING/KINGSPORT	KINGSPORT	448
35	TND982125460	KW POWERSOURCE INC	OOLTEWAH	446
36	TND987790367	TENNESSEE GALVANIZING INC	JASPER	431
37	TND003329083	BROWN GALVANIZING CORPORATION	EAST	424
38	TND007024664	VELSICOL CHEMICAL	MEMPHIS	413
39	TND004048690	GENERAL SMELTING & REFINING, INC.	COLLEGE GROVE	392
40	TND007023658	BUCKMAN LABORATORIES INC	MEMPHIS	387
41	TND069080513	UNIVERSAL FASTENERS	CENTERVILLE	385
42	TND175237536	CALSONIC YOROZU CORPORATION	MORRISON	381
43	TND981755853	ERGON, INC - NASHVILLE TERMINAL	UNKNOWN CITY	374
44	TND007039456	TENNESSEE ELECTROPLATING CO	RIPLEY	371
45	TND044264554	PARAMOUNT PACKAGING CORPORATION	MURFREESBORO	369
46	TND003391455	TENNESSEE VALLEY STEEL CORPORATION	HARRIMAN	336
47	TND004045605	BOSTON INDUSTRIAL PRODUCTS	HOHENWALD	334
48	TND002992287	FLORIDA STEEL CORP (WEST TN PLANT)	JACKSON	332
49	TND003374790	BRISTOL METALS, INC	BRISTOL	329
50	TND004042057	TEXTRON AEROSTRUCTURES	NASHVILLE	329
TOTAL				89,819

NOTES: COLUMNS MAY NOT SUM DUE TO ROUNDING.
STATE MAY HAVE FEWER THAN FIFTY SHIPPERS.

TENNESSEE

1993 WASTE RECEIPTS

16 NUMBER OF RCRA HAZARDOUS WASTE RECEIVERS: 15

17 QUANITIY OF RCRA HAZARDOUS WASTE RECEIVED: 109,916 TONS

18 FIFTY LARGEST RCRA HAZARDOUS WASTE RECEIVERS, 1993

RANK	EPA ID	SITE NAME	CITY	QUANTITY RECEIVED (TONS)
1	TND981922826	OSCO TREATMENT SYSTEMS	NASHVILLE	43,051
2	TND106203375	DIXIE CEMENT COMPANY INC	KNOXVILLE	18,611
3	TND981920119	ALLWORTH, INC	MOUNT PLEASANT	14,748
4	TND000645770	LAIDLAW ENVIRONMENTAL SERVICES TS INC	GREENBRIER	9,460
5	TND000614321	LAIDLAW ENVIRONMENTAL SERVICES (GS) INC	MILLINGTON	8,844
6	TND991279480	PERMA-FIX	MEMPHIS	7,151
7	TND980847024	EXCEL TSD INC	MEMPHIS	4,221
8	TN0890090004	UNITED STATES DEPT. OF ENERGY K-25 SITE	OAK RIDGE	1,117
9	TND000772186	CWM CHEMICAL SERVICES INC	MILLINGTON	776
10	TND981474125	SAFETY-KLEEN CORP. 3-109-01	NASHVILLE	720
11	TND987777695	SAFETY-KLEEN CORP	KNOXVILLE	643
12	TND981027410	SAFETY KLEEN CORP 6-051-01	DYERSBURG	356
13	TND095058541	ASHLAND CHEMICAL CO IC&S DIVISION	KNOXVILLE	179
14	TN3890090001	U.S. DOE Y-12 PLANT	OAK RIDGE	39
15	TN1890090003	U.S. DOE, OAK RIDGE NATIONAL LABORATORY	OAK RIDGE	0
TOTAL				109,916

NOTES: COLUMNS MAY NOT SUM DUE TO ROUNDING.
STATE MAY HAVE FEWER THAN FIFTY FACILITIES THAT RECEIVED WASTE.

TENNESSEE

1993 WASTE RECEIPTS, CONTINUED

19 QUANTITY OF RCRA HAZARDOUS WASTE MANAGED, BY MANGEMENT METHOD, LIMITED TO WASTE RECEIVED FROM OFFSITE, 1993

MANAGEMENT METHOD	SYSTEM TYPE CODE	QUANTITY MANAGED (TONS)	PERCENTAGE OF QUANTITY	NUMBER OF FACILITIES	PERCENTAGE OF FACILITIES
INCINERATION	M041-M049	19,486	18	2	13
AQUEOUS INORGANIC TREATMENT	M071-M079	9	0	1	7
AQUEOUS ORGANIC TREATMENT	M081-M089	43,051	39	1	7
OTHER TREATMENT	M121-M129	7,151	7	1	7
OTHER DISPOSAL SPECIFIED IN COMMENTS	M137-DISP	40,219	37	12	80
TOTAL		109,916	100	15	

20 MANAGEMENT METHOD, BY QUANTITY OF RCRA HAZARDOUS WASTE MANAGED, LIMITED TO WASTE RECEIVED FROM OFFSITE, 1993

MANAGEMENT METHOD	SYSTEM TYPE CODE	QUANTITY MANAGED (TONS)	PERCENTAGE OF QUANTITY	NUMBER OF FACILITIES	PERCENTAGE OF FACILITIES
AQUEOUS ORGANIC TREATMENT	M081-M089	43,051	39	1	7
OTHER DISPOSAL SPECIFIED IN COMMENTS	M137-DISP	40,219	37	12	80
INCINERATION	M041-M049	19,486	18	2	13
OTHER TREATMENT	M121-M129	7,151	7	1	7
AQUEOUS INORGANIC TREATMENT	M071-M079	9	0	1	7
TOTAL		109,916	100	15	

NOTE: FACILITIES WITH ONLY STORAGE UNITS ARE EXCLUDED.
COLUMNS MAY NOT SUM DUE TO ROUNDING.
COLUMNS MAY NOT SUM TO TOTAL BECAUSE FACILITIES MAY HAVE MULTIPLE HANDLING METHODS.

TENNESSEE

1993 WASTE RECEIPTS, CONTINUED

21 MANAGEMENT METHOD AND QUANTITY OF RCRA HAZARDOUS WASTE MANAGED, BY NUMBER OF FACILITIES, LIMITED TO WASTE RECEIVED FROM OFF SITE, 1993

MANAGEMENT METHOD	SYSTEM TYPE CODE	QUANTITY MANAGED (TONS)	PERCENTAGE OF QUANTITY	NUMBER OF FACILITIES	PERCENTAGE OF FACILITIES
OTHER DISPOSAL SPECIFIED IN COMMENTS	M137-DISP	40,219	37	12	80
INCINERATION	M041-M049	19,486	18	2	13
AQUEOUS INORGANIC TREATMENT	M071-M079	9	0	1	7
AQUEOUS ORGANIC TREATMENT	M081-M089	43,051	39	1	7
OTHER TREATMENT	M121-M129	7,151	7	1	7
TOTAL		109,916	100	15	

NOTE: FACILITIES WITH ONLY STORAGE UNITS ARE EXCLUDED.
COLUMNS MAY NOT SUM DUE TO ROUNDING.
COLUMNS MAY NOT SUM TO TOTAL BECAUSE FACILITIES MAY HAVE MULTIPLE HANDLING METHODS.

TENNESSEE

1993 IMPORTS AND EXPORTS

22	QUANTITY OF RCRA HAZARDOUS WASTE IMPORTED:	83,306	TONS
23	QUANTITY OF RCRA HAZARDOUS WASTE EXPORTED:	76,394	TONS

TEXAS

1993 WASTE GENERATION

1 NUMBER OF RCRA LARGE QUANTITY GENERATORS (LQGS): 1286

2 QUANITY OF RCRA HAZARDOUS WASTE GENERATED: 63,435,688 TONS

3 FIFTY LARGEST RCRA HAZARDOUS WASTE GENERATORS IN THE STATE, 1993

RANK	EPA ID	SITE NAME	CITY	TOTAL GENERATED (TONS)
1	TXD048210645	SWEENY REFINERY & PETROCHEMICAL	OLD OCEAN	7,011,407
2	TXD980626774	PHILLIPS 66 CO., BORGER COMPLEX REF/NGL	BORGER	6,445,848
3	TXD050309012	AMOCO CHEMICAL COMPANY - CHOCOLATE BAYOU	ALVIN	5,288,075
4	TXD065099160	FINA OIL AND CHEMICAL CO.	PORT ARTHUR	4,367,410
5	TXD008123317	VICTORIA PLANT DU PONT DE NEMOURS & CO	VICTORIA	3,999,721
6	TXD000792937	HILL PETROLEUM CO	TEXAS CITY	3,520,767
7	TXD001700806	MONSANTO COMPANY - CHOCOLATE BAYOU	ALVIN	3,365,531
8	TXD083472266	ARCO CHEMICAL- CHANNELVIEW	CHANNELVIEW	2,757,137
9	TXD008080533	AMOCO OIL COMPANY	TEXAS CITY	2,363,959
10	TXD058275769	LYONDELL PETROCHEMICAL COMPANY	CHANNELVIEW	1,901,763
11	TXD000017756	DOW CHEMICAL COMPANY/LA PORTE SITE	LA PORTE	1,879,166
12	TXD065096273	ROHM AND HAAS TEXAS INCORPORATED	DEER PARK	1,756,870
13	TXD980625966	EXXON CHEMICAL CO. BAYTOWN OLEFINS PLANT	BAYTOWN	1,645,997
14	TXD008081101	E.I. DU PONT DE NEMOURS & CO., INC.	NEDERLAND	1,422,701
15	TXD005942438	AMOCO CHEMICAL COMPANY - PLANT B SITE	TEXAS CITY	1,268,907
16	TXD980627111	SONY MICROELECTRONICS	SAN ANTONIO	1,201,432
16	TXD988064564	SONY MICROELECTRONICS	SAN ANTONIO	1,201,432
18	TXD008079642	DU PONT DE NEMOURS & CO., E.I.	ORANGE	1,073,618
19	TXD078432457	HOECHST CELANESE CHEMICAL GROUP, INC	PASADENA	935,701
20	TXD000836486	GREENS BAYOU PLANT	HOUSTON	875,047
21	TXD981911209	OCCIDENTAL CHEMICAL VCM	DEER PARK	790,843
22	TXD008079527	STERLING CHEMICALS, INC.	TEXAS CITY	738,405
23	TXD000751172	BP CHEMICALS, INC.	PORT LAVACA	694,484
24	TXT490011293	FORMOSA PLASTICS	POINT COMFORT	669,831
25	TXD041470543	INTERNATIONAL BUSINESS MACHINES CORP.	AUSTIN	622,993
26	TXD980809909	BAYTOWN/EXXON CHEMICAL	BAYTOWN	612,042
27	TXD980626014	REXENE PRODUCTS COMPANY	ODESSA	566,611
28	TXD008106999	MERICHEM COMPANY, GREENS BAYOU PLANT	HOUSTON	437,727
29	TXD044452324	ISP TECHNOLOGIES, INC	TEXAS CITY	405,329
30	TXD069450997	MOTOROLA	AUSTIN	394,327
31	TXD008081697	BASF CORPORATION	FREEPORT	174,811
32	TXD000838896	CHEMICAL WASTE MANAGEMENT INC.	PORT ARTHUR	174,267
33	TXD990797714	BEAUMONT REFINERY/MOBIL OIL CORPORATION	BEAUMONT	157,466
34	TXD008092793	DOW CHEMICAL USA	FREEPORT	147,454
35	TXD082688896	RHONE-POULENC BASIC CHEMICAL	BAYTOWN	144,174
36	TXD982286932	OCCIDENTAL CHEMICAL CORPORATION	GREGORY	140,068
37	TXD007376700	HCCG - PAMPA PLANT	PAMPA	115,111
38	TXD056263528	OCCIDENTAL CHEMICAL	DEER PARK	112,559
39	TXD073912974	INTERCONTINENTAL TERMINALS	DEER PARK	111,450
40	TXD097673149	EMPAK INC.	DEER PARK	109,335
41	TXD980748461	STOLT TERMINAL, INC	HOUSTON	105,455
42	TXD008097487	OLIN CORPORATION - BEAUMONT PLANT	BEAUMONT	92,018
43	TXD069450278	HOECHST CELANESE CORPORATION	CORPUS CHRISTI	82,902
44	TXD008076853	TEXACO CHEMICAL COMPANY	CONROE	79,227
45	TXD008113441	CELANESE ENGINEERING RESINS, INC.	BISHOP	68,690
46	TXD049213127	WITCO CORP.	MARSHALL	68,428
47	TXD051161990	CITGO REFINING AND CHEMICALS, INC.	CORPUS CHRISTI	65,585
48	TXD058265067	ARCO CHEMICAL COMPANY - BAYPORT	PASADENA	65,008
49	TXD007330202	TEXAS EASTMAN DIVISION	LONGVIEW	55,107
50	TXD981056815	ALUMAX MILL PRODUCTS INC.	TEXARKANA	48,495
TOTAL				62,381,144

NOTE: STATE MAY HAVE FEWER THAN FIFTY GENERATORS.

TEXAS

1993 WASTE GENERATION, CONTINUED

4 QUANTITIES OF WASTE GENERATED IN 1993 THAT WERE

- REPORTED WITH ONLY CHARACTERISTIC WASTE CODES
- REPORTED WITH ONLY LISTED WASTE CODES
- REPORTED WITH BOTH CHARACTERISTIC AND LISTED WASTE CODES

WASTE HAS ONLY CHARACTERISTIC CODES	TONS OF WASTE GENERATED	WASTE HAS ONLY LISTED CODES	TONS OF WASTE GENERATED	WASTE HAS BOTH CHARACTERISTIC AND LISTED CODES	TONS OF WASTE GENERATED
ONLY IGNITABLE	159,506	ONLY AN F CODE	207,837		
ONLY CORROSIVE	7,916,582	ONLY A K CODE	146,213		
ONLY REACTIVE	2,211,086	ONLY A P CODE	1,934		
ONLY D004-17	178,988	ONLY A U CODE	134,074		
ONLY D018-43	26,987,143				
HAS MORE THAN ONE CHARACTERISTIC CODE	12,238,222	HAS MORE THAN ONE LISTED CODE	123,073		
TOTAL	49,691,528	TOTAL	613,130	TOTAL CHAR. AND LISTED	13,131,029

5 QUANTITIES OF WASTE GENERATED IN 1993 THAT WERE MULTIPLY CODED

WASTE HAS ONLY CHARACTERISTIC CODES BUT MORE THAN ONE APPLIES	TONS OF WASTE GENERATED	ONLY LISTED CODES BUT HAS MORE THAN ONE	TONS OF WASTE GENERATED	BOTH CHAR. & LISTED CODES	TONS OF WASTE GENERATED
HAS IGNITABLE CODE	6,128,305			IGN. W/ AT LEAST 1 LSTD	1,555,283
HAS CORROSIVE CODE	10,913,116			CORR. W/ AT LEAST 1 LSTD	5,900,854
HAS REACTIVE CODE	4,734,040			REACT. W/ AT LEAST 1 LSTD	1,745,894
HAS D004-D017 CODE	3,823,754			D004-17 W/ AT LEAST 1 LSTD	6,427,145
HAS D018-D043 CODE	9,963,106			D018-43 W/ AT LEAST 1 LSTD	8,947,491
		HAS AN F CODE	119,453	F WASTE W/ AT LEAST 1 CHAR	7,192,552
		HAS A K CODE	116,085	K WASTE W/ AT LEAST 1 CHAR	9,774,395
		HAS A P CODE	86,045	P WASTE W/ AT LEAST 1 CHAR	4,308,057
		HAS A U CODE	115,131	U WASTE W/ AT LEAST 1 CHAR	4,047,695
TOTAL	12,238,222	TOTAL	123,073	TOTAL	13,131,029

NOTE: COLUMNS DO NOT SUM TO TOTAL BECAUSE A WASTE CODE MAY APPLY TO MORE THAN ONE WASTE.
MIXTURES WITH IGNITABLE, CORROSIVE, REACTIVE, D004-17, AND D018-43 CHARACTERISTIC CODES ALSO MAY CONTAIN OTHER CHARACTERISTIC WASTE CODES.
SIMILARLY, WASTES WITH F,K,P, AND U LISTED CODES MAY HAVE OTHER LISTED WASTE CODES.

TEXAS

1993 WASTE MANAGEMENT

6 NUMBER OF RCRA TSD FACILITIES: 234

7 QUANITY OF RCRA HAZARDOUS WASTE MANAGED: 52,506,535 TONS

8 FIFTY LARGEST RCRA HAZARDOUS WASTE MANAGEMENT FACILITIES, 1993

RANK	EPAID	SITE NAME	CITY	TONS OF WASTE MANAGED
1	TXD048210645	SWEENY REFINERY & PETROCHEMICAL	OLD OCEAN	7,005,690
2	TXD980626774	PHILLIPS 66 CO., BORGER COMPLEX REF/NGL	BORGER	6,711,382
3	TXD050309012	AMOCO CHEMICAL COMPANY - CHOCOLATE BAYOU	ALVIN	5,287,948
4	TXD065099160	FINA OIL AND CHEMICAL CO.	PORT ARTHUR	4,365,907
5	TXD008123317	VICTORIA PLANT DU PONT DE NEMOURS & CO	VICTORIA	3,996,586
6	TXD001700806	MONSANTO COMPANY - CHOCOLATE BAYOU	ALVIN	3,365,119
7	TXD083472266	ARCO CHEMICAL- CHANNELVIEW	CHANNELVIEW	2,775,406
8	TXD008080533	AMOCO OIL COMPANY	TEXAS CITY	2,309,489
9	TXD000017756	DOW CHEMICAL COMPANY/LA PORTE SITE	LA PORTE	1,883,367
10	TXD058275769	LYONDELL PETROCHEMICAL COMPANY	CHANNELVIEW	1,842,014
11	TXD065096273	ROHM AND HAAS TEXAS INCORPORATED	DEER PARK	1,753,157
12	TXD008081101	E.I. DU PONT DE NEMOURS & CO., INC.	NEDERLAND	1,422,625
13	TXD008079642	DU PONT DE NEMOURS & CO., E.I.	ORANGE	1,073,823
14	TXD078432457	HOECHST CELANESE CHEMICAL GROUP, INC	PASADENA	1,007,406
15	TXD000836486	GREENS BAYOU PLANT	HOUSTON	853,984
16	TXD008079527	STERLING CHEMICALS, INC.	TEXAS CITY	836,606
17	TXD000751172	BP CHEMICALS, INC.	PORT LAVACA	693,386
18	TXT490011293	FORMOSA PLASTICS	POINT COMFORT	625,457
19	TXD980626014	REXENE PRODUCTS COMPANY	ODESSA	563,561
20	TXD008106999	MERICHEM COMPANY, GREENS BAYOU PLANT	HOUSTON	436,578
21	TXD044452324	ISP TECHNOLOGIES, INC	TEXAS CITY	403,700
22	TXD069450997	MOTOROLA	AUSTIN	390,378
23	TXD000838896	CHEMICAL WASTE MANAGEMENT INC.	PORT ARTHUR	275,934
24	TXD008113441	CELANESE ENGINEERING RESINS, INC.	BISHOP	196,359
25	TXD008081697	BASF CORPORATION	FREEPORT	174,064
26	TXD097673149	EMPAK INC.	DEER PARK	169,788
27	TXD990797714	BEAUMONT REFINERY/MOBIL OIL CORPORATION	BEAUMONT	168,146
28	TXD069450278	HOECHST CELANESE CORPORATION	CORPUS CHRISTI	165,665
29	TXD982286932	OCCIDENTAL CHEMICAL CORPORATION	GREGORY	139,219
30	TXD008092793	DOW CHEMICAL USA	FREEPORT	135,082
31	TXD000719518	DISPOSAL SYSTEMS, INC.	DEER PARK	121,141
32	TXD007376700	HCCG - PAMPA PLANT	PAMPA	115,071
33	TXD055141378	ROLLINS ENVIRONMENTAL SERVICES (TX) INC.	DEER PARK	99,354
34	TXD008097487	OLIN CORPORATION - BEAUMONT PLANT	BEAUMONT	93,930
35	TXD000761254	CHEMICAL WASTE MANAGEMENT INC.	CORPUS CHRISTI	83,999
36	TXD008076853	TEXACO CHEMICAL COMPANY	CONROE	79,413
37	TXD049213127	WITCO CORP.	MARSHALL	68,393
38	TXD000742304	GIBRALTAR CHEMICAL RESOURCES, INC.	WINONA	67,831
39	TXD007349327	TEXAS INDUSTRIES MIDLOTHIAN CEMENT PLANT	MIDLOTHIAN	56,171
40	TXD041515420	UNION CARBIDE CORP., SEADRIFT	NORTH SEADRIFT	54,824
41	TXD007330202	TEXAS EASTMAN DIVISION	LONGVIEW	52,946
42	TXD000747386	SAFETY-KLEEN CORPORATION	PASADENA	51,872
43	TXD008079212	E.I. DUPONT DE NEMOURS & COMPANY	LA PORTE	46,921
44	TXD077603371	SAFETY-KLEEN CORPORATION DENTON RC	DENTON	45,576
45	TXD072181381	LAND TREATMENT FACILITIES 1 & 2, AMOCO	TEXAS CITY	39,667
46	TXD008117186	ENCYCLE/TEXAS, INC.	CORPUS CHRISTI	31,238
47	TXD069452340	TEXAS ECOLOGISTS, INC.	ROBSTOWN	28,862
48	TXD098818339	AMERICAN CHROME & CHEMICALS, INC.	CORPUS CHRISTI	27,312
49	TXD000747345	ROHME & HAAS BAYPORT DR.	LA PORTE	24,000
50	TXD006451090	GNB BATTERY TECHNOLOGIES	FRISCO	22,321
TOTAL				52,238,669

NOTE: STATE MAY HAVE FEWER THAN FIFTY FACILITIES THAT MANAGED WASTES.
WASTE ONLY MANAGED BY STORAGE IS NOT INCLUDED.

TEXAS

1993 WASTE MANAGEMENT, CONTINUED

9 QUANTITY OF RCRA HAZARDOUS WASTE MANAGED BY MANAGEMENT METHOD, 1993

MANAGEMENT METHOD	SYSTEM TYPE CODE	QUANTITY MANAGED (TONS)	PERCENTAGE OF QUANTITY	NUMBER OF FACILITIES	PERCENTAGE OF FACILITIES
METALS RECOVERY (FOR REUSE)	M011-M019	41,330	0	6	4
SOLVENTS RECOVERY	M021-M029	40,788	0	19	14
OTHER RECOVERY	M031-M039	149,191	0	13	10
INCINERATION	M041-M049	673,715	1	38	28
ENERGY RECOVERY (REUSE AS FUEL)	M051-M059	522,051	1	38	28
FUEL BLENDING	M061-----	55,823	0	9	7
AQUEOUS INORGANIC TREATMENT	M071-M079	77,351	0	10	7
AQUEOUS ORGANIC TREATMENT	M081-M089	24,907,670	47	26	19
AQUEOUS ORGANIC AND INORGANIC TREATMENT	M091-M099	6,753,789	13	4	3
SLUDGE TREATMENT	M101-M109	165,238	0	4	3
STABILIZATION	M111-M119	45,874	0	9	7
OTHER TREATMENT	M121-M129	3,034,167	6	44	32
LAND TREATMENT / APPLICATION / FARMING	M131-DISP	62,932	0	9	7
LANDFILL	M132-DISP	32,118	0	13	10
SURFACE IMPOUNDMENT	M133-DISP	11,640	0	1	1
DEEPWELL / UNDERGROUND INJECTION	M134-DISP	15,762,992	30	24	18
OTHER DISPOSAL SPECIFIED IN COMMENTS	M137-DISP	169,867	0	6	4
TOTAL		52,506,535	100	136	

10 MANAGEMENT METHOD, BY QUANTITY OF RCRA HAZARDOUS WASTE MANAGED, 1993

MANAGEMENT METHOD	SYSTEM TYPE CODE	QUANTITY MANAGED (TONS)	PERCENTAGE OF QUANTITY	NUMBER OF FACILITIES	PERCENTAGE OF FACILITIES
AQUEOUS ORGANIC TREATMENT	M081-M089	24,907,670	47	26	19
DEEPWELL / UNDERGROUND INJECTION	M134-DISP	15,762,992	30	24	18
AQUEOUS ORGANIC AND INORGANIC TREATMENT	M091-M099	6,753,789	13	4	3
OTHER TREATMENT	M121-M129	3,034,167	6	44	32
INCINERATION	M041-M049	673,715	1	38	28
ENERGY RECOVERY (REUSE AS FUEL)	M051-M059	522,051	1	38	28
OTHER DISPOSAL SPECIFIED IN COMMENTS	M137-DISP	169,867	0	6	4
SLUDGE TREATMENT	M101-M109	165,238	0	4	3
OTHER RECOVERY	M031-M039	149,191	0	13	10
AQUEOUS INORGANIC TREATMENT	M071-M079	77,351	0	10	7
LAND TREATMENT / APPLICATION / FARMING	M131-DISP	62,932	0	9	7
FUEL BLENDING	M061-----	55,823	0	9	7
STABILIZATION	M111-M119	45,874	0	9	7
METALS RECOVERY (FOR REUSE)	M011-M019	41,330	0	6	4
SOLVENTS RECOVERY	M021-M029	40,788	0	19	14
LANDFILL	M132-DISP	32,118	0	13	10
SURFACE IMPOUNDMENT	M133-DISP	11,640	0	1	1
TOTAL		52,506,535	100	136	

NOTE: FACILITIES WITH ONLY STORAGE UNITS ARE EXCLUDED.
COLUMNS MAY NOT SUM DUE TO ROUNDING.
COLUMNS MAY NOT SUM TO TOTAL BECAUSE FACILITIES MAY HAVE MULTIPLE HANDLING METHODS.

TEXAS

1993 WASTE MANAGEMENT, CONTINUED

11 MANAGEMENT METHOD AND QUANTITY OF RCRA HAZARDOUS WASTE MANAGED BY NUMBER OF FACILITIES, 1993

MANAGEMENT METHOD	SYSTEM TYPE CODE	QUANTITY MANAGED (TONS)	PERCENTAGE OF QUANTITY	NUMBER OF FACILITIES	PERCENTAGE OF FACILITIES
OTHER TREATMENT	M121-M129	3,034,167	6	44	32
INCINERATION	M041-M049	673,715	1	38	28
ENERGY RECOVERY (REUSE AS FUEL)	M051-M059	522,051	1	38	28
AQUEOUS ORGANIC TREATMENT	M081-M089	24,907,670	47	26	19
DEEPWELL / UNDERGROUND INJECTION	M134-DISP	15,762,992	30	24	18
SOLVENTS RECOVERY	M021-M029	40,788	0	19	14
OTHER RECOVERY	M031-M039	149,191	0	13	10
LANDFILL	M132-DISP	32,118	0	13	10
AQUEOUS INORGANIC TREATMENT	M071-M079	77,351	0	10	7
FUEL BLENDING	M061-----	55,823	0	9	7
STABILIZATION	M111-M119	45,874	0	9	7
LAND TREATMENT / APPLICATION / FARMING	M131-DISP	62,932	0	9	7
METALS RECOVERY (FOR REUSE)	M011-M019	41,330	0	6	4
OTHER DISPOSAL SPECIFIED IN COMMENTS	M137-DISP	169,867	0	6	4
AQUEOUS ORGANIC AND INORGANIC TREATMENT	M091-M099	6,753,789	13	4	3
SLUDGE TREATMENT	M101-M109	165,238	0	4	3
SURFACE IMPOUNDMENT	M133-DISP	11,640	0	1	1
TOTAL		52,506,535	100	136	

NOTE: FACILITIES WITH ONLY STORAGE UNITS ARE EXCLUDED.
COLUMNS MAY NOT SUM DUE TO ROUNDING.
COLUMNS MAY NOT SUM TO TOTAL BECAUSE FACILITIES MAY HAVE MULTIPLE HANDLING METHODS.

12 QUANTITY AND PERCENTAGE OF RCRA HAZARDOUS WASTEWATER AND NON-WASTEWATER MANAGED IN 1993

MANAGEMENT TYPE	TONS	PERCENTAGE
WASTEWATER	51,100,673	97.3
NON-WASTEWATER	1,405,862	2.7
TOTAL	52,506,535	100.0

TEXAS

1993 WASTE SHIPMENTS

13 NUMBER OF RCRA HAZARDOUS WASTE SHIPPERS: 1258

14 QUANITIY OF RCRA HAZARDOUS WASTE SHIPPED: 3,369,745 TONS

15 FIFTY LARGEST RCRA HAZARDOUS WASTE SHIPPERS, 1993

RANK	EPA ID	SITE NAME	CITY	QUANTITY SHIPPED (TONS)
1	TXD980625966	EXXON CHEMICAL CO. BAYTOWN OLEFINS PLANT	BAYTOWN	1,646,453
2	TXD981911209	OCCIDENTAL CHEMICAL VCM	DEER PARK	773,593
3	TXD058265067	ARCO CHEMICAL COMPANY - BAYPORT	PASADENA	64,989
4	TXD008080533	AMOCO OIL COMPANY	TEXAS CITY	62,507
5	TXD000792937	HILL PETROLEUM CO	TEXAS CITY	59,724
6	TXD058275769	LYONDELL PETROCHEMICAL COMPANY	CHANNELVIEW	59,547
7	TXD077603371	SAFETY-KLEEN CORPORATION DENTON RC	DENTON	38,686
8	TXD000838896	CHEMICAL WASTE MANAGEMENT INC.	PORT ARTHUR	29,096
9	TXD000742304	GIBRALTAR CHEMICAL RESOURCES, INC.	WINONA	28,498
10	TXD066362559	CHAPARRAL STEEL COMPANY	MIDLOTHIAN	21,466
11	TXD000836486	GREENS BAYOU PLANT	HOUSTON	20,973
12	TXD987985900	JAVELINA COMPANY	CORPUS CHRISTI	15,525
13	TXD981917024	OCCIDENTAL CHEMICAL COMPANY	VICTORIA	14,391
14	TXD074157637	PHILLIPS PIPE LINE CO PASADENA TERM	PASADENA	13,491
15	TXD008085185	ELF ATOCHEM NORTH AMERICA, INC.	BRYAN	12,248
16	TXD083472266	ARCO CHEMICAL- CHANNELVIEW	CHANNELVIEW	11,647
17	TXD067285973	SHELL OIL COMPANY	DEER PARK	11,474
18	TXD008119414	STRUCTURAL METALS, INC.	SEGUIN	11,256
19	TXD046844700	CHEMICAL RECLAMATION SERVICES, INC.	AVALON	11,218
20	TXD058260977	MILES, INC.	BAYTOWN	10,751
21	TXD990796351	NORTH STAR STEEL TEXAS	ROSE CITY	10,021
22	TXD052649027	HYDROCARBON RECYCLERS, INC.	SAN ANTONIO	9,461
23	TXD008091712	ROCKDALE OPERATIONS/ALUMINUM CO. OF AMER	SANDOW NEAR ROCKDALE	7,871
24	TXD008090409	CHEVRON USA PRODUCTS CO.	PORT ARTHUR	7,851
25	TXD066368879	W.J. SMITH WOOD PRESERVING CO.	DENISON (CG)	7,785
26	TXD071378582	NUCOR STEEL, TEXAS DIVISION	JEWETT	7,407
27	TXT490011293	FORMOSA PLASTICS	POINT COMFORT	7,354
28	TXD008097529	STAR ENTERPRISE, PORT ARTHUR PLANT	PORT ARTHUR	7,290
29	TXD000804302	SEA LION TECHNOLOGY	TEXAS CITY	6,728
30	TXD007397144	EL PASO WORKS	EL PASO	6,287
31	TXD980627137	OXY PETROCHEMICALS,INC.	LIVERPOOL	6,240
32	TXD980624035	HEAT ENERGY ADVANCED TECHNOLOGY, INC.	DALLAS	6,032
33	TXD097673149	EMPAK INC.	DEER PARK	5,957
34	TXD000719518	DISPOSAL SYSTEMS, INC.	DEER PARK	5,876
35	TXD074604166	VALERO REFINING COMPANY	CORPUS CHRISTI	5,812
36	TXT490013455	ENTERPRISE PRODUCTS COMPANY	MONT BELVIEU	5,586
37	TXD008079642	DU PONT DE NEMOURS & CO., E.I.	ORANGE	5,508
38	TXD058276130	QUANTUM CHEMICAL COMPANY	LA PORTE	5,243
39	TXD051161990	CITGO REFINING AND CHEMICALS, INC.	CORPUS CHRISTI	5,211
40	TXD096037932	HALTERMANN, LTD.	HOUSTON	4,982
41	TXD008090011	ELF ATOCHEM NORTH AMERICA, INC.	HOUSTON	4,914
42	TXD007323397	LONE STAR STEEL COMPANY	LONE STAR	4,762
43	TXD008079501	MARATHON OIL COMPANY	TEXAS CITY	4,716
44	TXD000461533	UNION CARBIDE CORPORATION, TEXAS CITY PL	TEXAS CITY	4,345
45	TXD008088833	CHEVRON CHEMICAL	ORANGE	4,230
46	TXD000836437	RYDER AIRLINE SERVICES, INC.	DALLAS	4,192
47	TXD069450997	MOTOROLA	AUSTIN	3,998
48	TXD000807982	PAKTANK CORPORATION - DEER PARK	DEER PARK	3,958
49	TXD065096273	ROHM AND HAAS TEXAS INCORPORATED	DEER PARK	3,895
50	TXD037460706	GUARDIAN INDUSTRIES CORP.	CORSICANA	3,823
TOTAL				3,094,868

NOTES: COLUMNS MAY NOT SUM DUE TO ROUNDING.
STATE MAY HAVE FEWER THAN FIFTY SHIPPERS.

TEXAS

1993 WASTE RECEIPTS

16 NUMBER OF RCRA HAZARDOUS WASTE RECEIVERS: 64

17 QUANITIY OF RCRA HAZARDOUS WASTE RECEIVED: 860,089 TONS

18 FIFTY LARGEST RCRA HAZARDOUS WASTE RECEIVERS, 1993

RANK	EPA ID	SITE NAME	CITY	QUANTITY RECEIVED (TONS)
1	TXD000838896	CHEMICAL WASTE MANAGEMENT INC.	PORT ARTHUR	117,693
2	TXD000719518	DISPOSAL SYSTEMS, INC.	DEER PARK	102,390
3	TXD000761254	CHEMICAL WASTE MANAGEMENT INC.	CORPUS CHRISTI	75,539
4	TXD097673149	EMPAK INC.	DEER PARK	65,904
5	TXD055141378	ROLLINS ENVIRONMENTAL SERVICES (TX) INC.	DEER PARK	63,285
6	TXD007349327	TEXAS INDUSTRIES MIDLOTHIAN CEMENT PLANT	MIDLOTHIAN	56,171
7	TXD000742304	GIBRALTAR CHEMICAL RESOURCES, INC.	WINONA	54,479
8	TXD000747386	SAFETY-KLEEN CORPORATION	PASADENA	51,903
9	TXD077603371	SAFETY-KLEEN CORPORATION DENTON RC	DENTON	45,957
10	TXD072181381	LAND TREATMENT FACILITIES 1 & 2, AMOCO	TEXAS CITY	39,667
11	TXD083472266	ARCO CHEMICAL- CHANNELVIEW	CHANNELVIEW	31,915
12	TXD008117186	ENCYCLE/TEXAS, INC.	CORPUS CHRISTI	31,238
13	TXD008099079	RHONE-POULENC BASIC CHEMICAL CO.	HOUSTON	20,587
14	TXD069452340	TEXAS ECOLOGISTS, INC.	ROBSTOWN	18,926
15	TXD008080533	AMOCO OIL COMPANY	TEXAS CITY	14,063
16	TXD046844700	CHEMICAL RECLAMATION SERVICES, INC.	AVALON	8,522
17	TXD980624035	HEAT ENERGY ADVANCED TECHNOLOGY, INC.	DALLAS	6,654
18	TXD052649027	HYDROCARBON RECYCLERS, INC.	SAN ANTONIO	6,319
19	TXD008079642	DU PONT DE NEMOURS & CO., E.I.	ORANGE	5,611
20	TXD047823265	PHIBRO-TECH, INC.	GARLAND	5,085
21	TXD006451090	GNB BATTERY TECHNOLOGIES	FRISCO	4,710
22	TXD074196338	ELTEX CHEMICAL	HOUSTON	3,754
23	TXD982290140	TRIANGLE LABORATORIES	SUGARLAND	3,490
24	TXD000807859	SOUTHWESTERN REFINING CO	CORPUS CHRISTI	3,365
25	TXD008097487	OLIN CORPORATION - BEAUMONT PLANT	BEAUMONT	1,939
26	TXD055135388	TREATMENT ONE, DIVISION OF SET ENVIRONME	HOUSTON	1,875
27	TXD982551806	TEXAS INSRUMENTS/WASTE CHEMICAL CENTER	DALLAS	1,832
28	TXD981153711	CITGO REFINING AND CHEMICALS, INC.	CORPUS CHRISTI	1,564
29	TXD010803203	SAFETY-KLEEN CORPORATION	MISSOURI CITY	1,540
30	TXD008123317	VICTORIA PLANT DU PONT DE NEMOURS & CO	VICTORIA	1,533
31	TXD074195678	GULF CHEMICAL & MET. CORP.	FREEPORT	1,460
32	TXD981052061	SAFETY-KLEEN CORP.	IRVING	1,035
33	TXD980626154	DETREX CORPORATION	ARLINGTON	874
34	TXD000729400	SAFETY-KLEEN CORPORATION	SAN ANTONIO	819
35	TXD981514383	ALPHA OMEGA RECYCLING, INC.	LONGVIEW	807
36	TXD000747378	SAFETY-KLEEN CORPORATION	LONGVIEW	790
37	TXD981053416	SAFETY-KLEEN CORPORATION	FORT WORTH	787
38	TXD067285973	SHELL OIL COMPANY	DEER PARK	683
39	TXD008076853	TEXACO CHEMICAL COMPANY	CONROE	612
40	TXD000461533	UNION CARBIDE CORPORATION, TEXAS CITY PL	TEXAS CITY	596
41	TXD980745095	ASHLAND CHEMICAL COMPANY	GARLAND	528
42	TXD061290276	SAFETY-KLEEN CORPORATION	ORANGE	476
43	TXD981056690	SAFETY KLEEN CORPORATION	MIDLAND	420
44	TXD980876015	SAFETY-KLEEN #6-049-03	WACO	374
45	TXD000747394	SAFETY-KLEEN CORP.	EL PASO	352
46	TXD000747428	SAFETY-KLEEN CORPORATION	WICHITA FALLS	302
47	TXD000747402	SAFETY-KLEEN CORPORATION	CORPUS CHRISTI	270
48	TXD000747410	SAFETY-KLEEN CORP.	AMARILLO	224
49	TXD982560294	NSSI/RECOVERY SERVICES INC.	HOUSTON	187
50	TXD000747436	SAFETY-KLEEN CORP.	LUBBOCK	169
TOTAL				859,277

NOTES: COLUMNS MAY NOT SUM DUE TO ROUNDING.
STATE MAY HAVE FEWER THAN FIFTY FACILITIES THAT RECEIVED WASTE.

TEXAS

1993 WASTE RECEIPTS, CONTINUED

19 QUANTITY OF RCRA HAZARDOUS WASTE MANAGED, BY MANGEMENT METHOD, LIMITED TO WASTE RECEIVED FROM OFFSITE, 1993

MANAGEMENT METHOD	SYSTEM TYPE CODE	QUANTITY MANAGED (TONS)	PERCENTAGE OF QUANTITY	NUMBER OF FACILITIES	PERCENTAGE OF FACILITIES
METALS RECOVERY (FOR REUSE)	M011-M019	36,953	4	5	9
SOLVENTS RECOVERY	M021-M029	36,972	4	11	20
OTHER RECOVERY	M031-M039	3,107	0	3	5
INCINERATION	M041-M049	109,830	13	14	25
ENERGY RECOVERY (REUSE AS FUEL)	M051-M059	82,281	10	11	20
FUEL BLENDING	M061-----	54,667	6	9	16
AQUEOUS INORGANIC TREATMENT	M071-M079	9	0	2	4
AQUEOUS ORGANIC TREATMENT	M081-M089	2,045	0	3	5
AQUEOUS ORGANIC AND INORGANIC TREATMENT	M091-M099	31	0	1	2
SLUDGE TREATMENT	M101-M109	0	0	1	2
STABILIZATION	M111-M119	1,204	0	4	7
OTHER TREATMENT	M121-M129	60,956	7	19	35
LAND TREATMENT / APPLICATION / FARMING	M131-DISP	57,096	7	4	7
LANDFILL	M132-DISP	19,192	2	4	7
DEEPWELL / UNDERGROUND INJECTION	M134-DISP	376,911	45	7	13
OTHER DISPOSAL SPECIFIED IN COMMENTS	M137-DISP	4,182	0	3	5
TOTAL		845,437	100	55	

20 MANAGEMENT METHOD, BY QUANTITY OF RCRA HAZARDOUS WASTE MANAGED, LIMITED TO WASTE RECEIVED FROM OFFSITE, 1993

MANAGEMENT METHOD	SYSTEM TYPE CODE	QUANTITY MANAGED (TONS)	PERCENTAGE OF QUANTITY	NUMBER OF FACILITIES	PERCENTAGE OF FACILITIES
DEEPWELL / UNDERGROUND INJECTION	M134-DISP	376,911	45	7	13
INCINERATION	M041-M049	109,830	13	14	25
ENERGY RECOVERY (REUSE AS FUEL)	M051-M059	82,281	10	11	20
OTHER TREATMENT	M121-M129	60,956	7	19	35
LAND TREATMENT / APPLICATION / FARMING	M131-DISP	57,096	7	4	7
FUEL BLENDING	M061-----	54,667	6	9	16
SOLVENTS RECOVERY	M021-M029	36,972	4	11	20
METALS RECOVERY (FOR REUSE)	M011-M019	36,953	4	5	9
LANDFILL	M132-DISP	19,192	2	4	7
OTHER DISPOSAL SPECIFIED IN COMMENTS	M137-DISP	4,182	0	3	5
OTHER RECOVERY	M031-M039	3,107	0	3	5
AQUEOUS ORGANIC TREATMENT	M081-M089	2,045	0	3	5
STABILIZATION	M111-M119	1,204	0	4	7
AQUEOUS ORGANIC AND INORGANIC TREATMENT	M091-M099	31	0	1	2
AQUEOUS INORGANIC TREATMENT	M071-M079	9	0	2	4
SLUDGE TREATMENT	M101-M109	0	0	1	2
TOTAL		845,437	100	55	

NOTE: FACILITIES WITH ONLY STORAGE UNITS ARE EXCLUDED.
COLUMNS MAY NOT SUM DUE TO ROUNDING.
COLUMNS MAY NOT SUM TO TOTAL BECAUSE FACILITIES MAY HAVE MULTIPLE HANDLING METHODS.

TEXAS

1993 WASTE RECEIPTS, CONTINUED

21 MANAGEMENT METHOD AND QUANTITY OF RCRA HAZARDOUS WASTE MANAGED, BY NUMBER OF FACILITIES, LIMITED TO WASTE RECEIVED FROM OFF SITE, 1993

MANAGEMENT METHOD	SYSTEM TYPE CODE	QUANTITY MANAGED (TONS)	PERCENTAGE OF QUANTITY	NUMBER OF FACILITIES	PERCENTAGE OF FACILITIES
OTHER TREATMENT	M121-M129	60,956	7	19	35
INCINERATION	M041-M049	109,830	13	14	25
SOLVENTS RECOVERY	M021-M029	36,972	4	11	20
ENERGY RECOVERY (REUSE AS FUEL)	M051-M059	82,281	10	11	20
FUEL BLENDING	M061-----	54,667	6	9	16
DEEPWELL / UNDERGROUND INJECTION	M134-DISP	376,911	45	7	13
METALS RECOVERY (FOR REUSE)	M011-M019	36,953	4	5	9
STABILIZATION	M111-M119	1,204	0	4	7
LAND TREATMENT / APPLICATION / FARMING	M131-DISP	57,096	7	4	7
LANDFILL	M132-DISP	19,192	2	4	7
OTHER RECOVERY	M031-M039	3,107	0	3	5
AQUEOUS ORGANIC TREATMENT	M081-M089	2,045	0	3	5
OTHER DISPOSAL SPECIFIED IN COMMENTS	M137-DISP	4,182	0	3	5
AQUEOUS INORGANIC TREATMENT	M071-M079	9	0	2	4
AQUEOUS ORGANIC AND INORGANIC TREATMENT	M091-M099	31	0	1	2
SLUDGE TREATMENT	M101-M109	0	0	1	2
TOTAL		845,437	100	55	

NOTE: FACILITIES WITH ONLY STORAGE UNITS ARE EXCLUDED.
COLUMNS MAY NOT SUM DUE TO ROUNDING.
COLUMNS MAY NOT SUM TO TOTAL BECAUSE FACILITIES MAY HAVE MULTIPLE HANDLING METHODS.

TEXAS

1993 IMPORTS AND EXPORTS

22	QUANTITY OF RCRA HAZARDOUS WASTE IMPORTED:	321,818	TONS
23	QUANTITY OF RCRA HAZARDOUS WASTE EXPORTED:	306,437	TONS

TRUST TERRITORIES

1993 WASTE GENERATION

1 NUMBER OF RCRA LARGE QUANTITY GENERATORS (LQGS): 3

2 QUANITY OF RCRA HAZARDOUS WASTE GENERATED: 6,045 TONS

3 FIFTY LARGEST RCRA HAZARDOUS WASTE GENERATORS IN THE STATE, 1993

RANK	EPA ID	SITE NAME	CITY	TOTAL GENERATED (TONS)
1	TT0570090001	USARMY JOHNSTON ATOLL CHEM AGENT DISP SY	APO	6,016
2	TTD983366089	STARKIST SOMAO TAFUNA CAN PLANT	TAFUNA	16
3	TT9570090002	USARMY JOHNSTON ATOLL DEFENSE NUCLEAR AG	APO	12
TOTAL				6,045

NOTE: STATE MAY HAVE FEWER THAN FIFTY GENERATORS.

TRUST TERRITORIES

1993 WASTE GENERATION, CONTINUED

4 QUANTITIES OF WASTE GENERATED IN 1993 THAT WERE

- REPORTED WITH ONLY CHARACTERISTIC WASTE CODES
- REPORTED WITH ONLY LISTED WASTE CODES
- REPORTED WITH BOTH CHARACTERISTIC AND LISTED WASTE CODES

WASTE HAS ONLY CHARACTERISTIC CODES	TONS OF WASTE GENERATED	WASTE HAS ONLY LISTED CODES	TONS OF WASTE GENERATED	WASTE HAS BOTH CHARACTERISTIC AND LISTED CODES	TONS OF WASTE GENERATED
ONLY IGNITABLE	2	ONLY AN F CODE	1		
ONLY CORROSIVE	7	ONLY A K CODE	0		
ONLY REACTIVE	66	ONLY A P CODE	0		
ONLY D004-17	4,992	ONLY A U CODE	0		
ONLY D018-43	0				
HAS MORE THAN ONE CHARACTERISTIC CODE	947	HAS MORE THAN ONE LISTED CODE	0		
TOTAL	6,014	TOTAL	1	TOTAL CHAR. AND LISTED	29

5 QUANTITIES OF WASTE GENERATED IN 1993 THAT WERE MULTIPLY CODED

WASTE HAS ONLY CHARACTERISTIC CODES BUT MORE THAN ONE APPLIES	TONS OF WASTE GENERATED	ONLY LISTED CODES BUT HAS MORE THAN ONE	TONS OF WASTE GENERATED	BOTH CHAR. & LISTED CODES	TONS OF WASTE GENERATED
HAS IGNITABLE CODE	5			IGN. W/ AT LEAST 1 LSTD	25
HAS CORROSIVE CODE	943			CORR. W/ AT LEAST 1 LSTD	4
HAS REACTIVE CODE	940			REACT. W/ AT LEAST 1 LSTD	0
HAS D004-D017 CODE	7			D004-17 W/ AT LEAST 1 LSTD	6
HAS D018-D043 CODE	0			D018-43 W/ AT LEAST 1 LSTD	0
		HAS AN F CODE	0	F WASTE W/ AT LEAST 1 CHAR	29
		HAS A K CODE	0	K WASTE W/ AT LEAST 1 CHAR	0
		HAS A P CODE	0	P WASTE W/ AT LEAST 1 CHAR	0
		HAS A U CODE	0	U WASTE W/ AT LEAST 1 CHAR	0
TOTAL	947	TOTAL	0	TOTAL	29

NOTE: COLUMNS DO NOT SUM TO TOTAL BECAUSE A WASTE CODE MAY APPLY TO MORE THAN ONE WASTE.
MIXTURES WITH IGNITABLE, CORROSIVE, REACTIVE, D004-17, AND D018-43 CHARACTERISTIC CODES ALSO MAY CONTAIN OTHER CHARACTERISTIC WASTE CODES.
SIMILARLY, WASTES WITH F,K,P, AND U LISTED CODES MAY HAVE OTHER LISTED WASTE CODES.

TRUST TERRITORIES

1993 WASTE MANAGEMENT

6 NUMBER OF RCRA TSD FACILITIES: 2

7 QUANITY OF RCRA HAZARDOUS WASTE MANAGED: 5,808 TONS

8 FIFTY LARGEST RCRA HAZARDOUS WASTE MANAGEMENT FACILITIES, 1993

RANK	EPAID	SITE NAME	CITY	TONS OF WASTE MANAGED
1	TT0570090001	USARMY JOHNSTON ATOLL CHEM AGENT DISP SY	APO	5,808
TOTAL				5,808

NOTE: STATE MAY HAVE FEWER THAN FIFTY FACILITIES THAT MANAGED WASTES.
WASTE ONLY MANAGED BY STORAGE IS NOT INCLUDED.

TRUST TERRITORIES

1993 WASTE MANAGEMENT, CONTINUED

9 QUANTITY OF RCRA HAZARDOUS WASTE MANAGED BY MANAGEMENT METHOD, 1993

MANAGEMENT METHOD	SYSTEM TYPE CODE	QUANTITY MANAGED (TONS)	PERCENTAGE OF QUANTITY	NUMBER OF FACILITIES	PERCENTAGE OF FACILITIES
INCINERATION	M041-M049	951	16	1	100
SLUDGE TREATMENT	M101-M109	4,850	84	1	100
OTHER TREATMENT	M121-M129	7	0	1	100
TOTAL		5,808	100	1	

10 MANAGEMENT METHOD, BY QUANTITY OF RCRA HAZARDOUS WASTE MANAGED, 1993

MANAGEMENT METHOD	SYSTEM TYPE CODE	QUANTITY MANAGED (TONS)	PERCENTAGE OF QUANTITY	NUMBER OF FACILITIES	PERCENTAGE OF FACILITIES
SLUDGE TREATMENT	M101-M109	4,850	84	1	100
INCINERATION	M041-M049	951	16	1	100
OTHER TREATMENT	M121-M129	7	0	1	100
TOTAL		5,808	100	1	

NOTE: FACILITIES WITH ONLY STORAGE UNITS ARE EXCLUDED.
COLUMNS MAY NOT SUM DUE TO ROUNDING.
COLUMNS MAY NOT SUM TO TOTAL BECAUSE FACILITIES MAY HAVE MULTIPLE HANDLING METHODS.

TRUST TERRITORIES

1993 WASTE MANAGEMENT, CONTINUED

11 MANAGEMENT METHOD AND QUANTITY OF RCRA HAZARDOUS WASTE MANAGED BY NUMBER OF FACILITIES, 1993

MANAGEMENT METHOD	SYSTEM TYPE CODE	QUANTITY MANAGED (TONS)	PERCENTAGE OF QUANTITY	NUMBER OF FACILITIES	PERCENTAGE OF FACILITIES
INCINERATION	M041-M049	951	16	1	100
SLUDGE TREATMENT	M101-M109	4,850	84	1	100
OTHER TREATMENT	M121-M129	7	0	1	100
TOTAL		5,808	100	1	

NOTE: FACILITIES WITH ONLY STORAGE UNITS ARE EXCLUDED.
COLUMNS MAY NOT SUM DUE TO ROUNDING.
COLUMNS MAY NOT SUM TO TOTAL BECAUSE FACILITIES MAY HAVE MULTIPLE HANDLING METHODS.

12 QUANTITY AND PERCENTAGE OF RCRA HAZARDOUS WASTEWATER AND NON-WASTEWATER MANAGED IN 1993

MANAGEMENT TYPE	TONS	PERCENTAGE
WASTEWATER	5,710	98.3
NON-WASTEWATER	98	1.7
TOTAL	5,808	100.0

TRUST TERRITORIES

1993 WASTE SHIPMENTS

13 NUMBER OF RCRA HAZARDOUS WASTE SHIPPERS: 3

14 QUANITIY OF RCRA HAZARDOUS WASTE SHIPPED: 135 TONS

15 FIFTY LARGEST RCRA HAZARDOUS WASTE SHIPPERS, 1993

RANK	EPA ID	SITE NAME	CITY	QUANTITY SHIPPED (TONS)
1	TT0570090001	USARMY JOHNSTON ATOLL CHEM AGENT DISP SY	APO	104
2	TTD983366089	STARKIST SOMAO TAFUNA CAN PLANT	TAFUNA	16
3	TT9570090002	USARMY JOHNSTON ATOLL DEFENSE NUCLEAR AG	APO	15
TOTAL				135

NOTES: COLUMNS MAY NOT SUM DUE TO ROUNDING.
STATE MAY HAVE FEWER THAN FIFTY SHIPPERS.

TRUST TERRITORIES

THERE WERE NO FACILITIES IN THE TRUST TERRITORIES THAT REPORTED RECEIVING HAZARDOUS WASTE.

TRUST TERRITORIES

1993 IMPORTS AND EXPORTS

THE TRUST TERRITORIES DID NOT IMPORT ANY HAZARDOUS WASTE.

23 QUANTITY OF RCRA HAZARDOUS WASTE EXPORTED: 135 TONS

UTAH

1993 WASTE GENERATION

1 NUMBER OF RCRA LARGE QUANTITY GENERATORS (LQGS): 106

2 QUANITY OF RCRA HAZARDOUS WASTE GENERATED: 104,623 TONS

3 FIFTY LARGEST RCRA HAZARDOUS WASTE GENERATORS IN THE STATE, 1993

RANK	EPA ID	SITE NAME	CITY	TOTAL GENERATED (TONS)
1	UTD991301748	USPCI - GRASSY MOUNTAIN FACILITY	KNOLLS	43,500
2	UTD000826446	KENNECOTT UTAH COPPER - SMELTER	MAGNA	19,946
3	UTD021533054	NUCOR STEEL	PLYMOUTH	12,356
4	UTD981552177	APTUS INC	ARAGONITE	11,217
5	UTD009081357	THIOKOL CORP. UTAH BASED OPER. MAIN PLNT	PROMONTORY	2,483
6	UT3750211259	US ARMY DUGWAY PROVING GROUND	DUGWAY	2,019
7	UT3213820894	TOOELE ARMY DEPOT - NORTH	TOOELE	1,927
8	UTD001705029	HERCULES AEROSPACE BACCHUS WORKS	MAGNA	1,277
9	UTD988076626	UTAH POWER & LIGHT CEDAR DIESEL PLANT	CEDAR CITY	1,277
10	UTD009087644	REILLY INDUSTRIES INC	PROVO	1,065
11	UT0571724350	U.S. AIR FORCE HILL AFB	HILL AIR FORCE BASE	995
12	UTD988079042	MYERS CONTAINER CORP. #2	SALT LAKE CITY	927
13	UTD980954168	LIKA - UTAH	SALT LAKE	479
14	UTD988070215	COMPEQ INTERNATIONAL CORP.	SALT LAKE CITY	425
15	UTD073008237	NATIONAL SEMICONDUCTOR	WEST JORDAN	337
16	UTD073010902	LUNDAHL ASTRO CIRCUITS	LOGAN	311
17	UT5210090002	TOOELE ARMY DEPOT SOUTH	TOOELE	288
18	UT9210020922	DEFENSE DISTRIBUTION DEPOT OGDEN	OGDEN	239
19	UTD054680590	LEVOLOR COMPANY	OGDEN	238
20	UTD000826362	AMOCO OIL COMPANY SALT LAKE REFINERY	SALT LAKE CITY	221
21	UTD980960702	JOHNSON MATTHEY	SALT LAKE CITY	209
22	UTD045267127	BIG WEST OIL/FLYING J REFINERY	NORTH SALT LAKE	169
23	UTD073095804	LITTON SYSTEMS	SALT LAKE CITY	153
24	UTD009073305	EDO CORPORATION - ACOUSTIC DIV.	SALT LAKE CITY	152
25	UTD982598898	ENVIROCARE OF UTAH INC	TOOELE	134
26	UTD980806244	SALT LAKE CIRCUITS	SALT LAKE CITY	128
27	UTD000826412	KENNECOTT UTAH COPPER - REFINERY	MAGNA	115
28	UTD039862792	EASTON ALUMINUM INC	SALT LAKE	103
29	UTD988078150	BFI MEDICAL WASTE SYSTEMS OF UTAH	NORTH SALT LAKE	86
30	UTD009438359	VARIAN X-RAY TUBE PRODUCTS	SALT LAKE CITY	72
31	UTD127673697	MORTON INTERNATIONAL INC PROMONTORY OP	PROMONTORY	71
32	UTD041310962	TROJAN CORPORATION	SPANISH FORK	67
33	UTD009086133	GENEVA STEEL	VINEYARD	65
34	UTD073093874	PENNZOIL PRODUCTS CO. ROOSEVELT REFINERY	ROOSEVELT	62
35	UTD988075636	UTAH TRANSIT AUTHORITY MEADOWBROOK	SALT LAKE CITY	62
36	UTD009089277	DYNO NOBEL INC. PELICAN POINT SITE B	PELICAN POINT	61
37	UTD056095334	PRECISION TECHNOLOGY INC	SALT LAKE CITY	55
38	UTD980718886	BOURNS - LOGAN	LOGAN	54
39	UTD009090580	PHILLIPS 66 COMPANY	WOODS CROSS	54
40	UTD092029768	CHEVRON USA PRODUCTS CO SL REFINERY	SALT LAKE CITY	52
41	UTD980959191	HERCULES AEROSPACE	CLEARFIELD	50
42	UTD982590028	DELTA FIBERGLASS STRUCTURES INC	SALT LAKE	49
43	UTD982590622	ZERO ENCLOSURES	NORTH SALT LAKE	44
44	UTD094674595	UNIVERSITY OF UTAH	SALT LAKE CITY	44
45	UTD980719090	INTERMOUNTAIN GENERATING & CONVERT STAT.	DELTA	41
46	UTD980634760	PENCO PRODUCTS INC	WEST JORDAN	40
47	UTD092024934	WESTERN ZIRCONIUM WESTINGHOUSE CNFD	OGDEN	40
48	UTD009094012	BRIGHAM YOUNG UNIVERSITY	PROVO	39
49	UTD033513631	TELEFLEX DEFENSE SYSTEMS	SPANISH FORK	38
50	UTD007939358	WHEELER MACHINERY CO	SALT LAKE CITY	37
TOTAL				103,873

NOTE: STATE MAY HAVE FEWER THAN FIFTY GENERATORS.

UTAH

1993 WASTE GENERATION, CONTINUED

4 QUANTITIES OF WASTE GENERATED IN 1993 THAT WERE

- REPORTED WITH ONLY CHARACTERISTIC WASTE CODES
- REPORTED WITH ONLY LISTED WASTE CODES
- REPORTED WITH BOTH CHARACTERISTIC AND LISTED WASTE CODES

WASTE HAS ONLY CHARACTERISTIC CODES	TONS OF WASTE GENERATED	WASTE HAS ONLY LISTED CODES	TONS OF WASTE GENERATED	WASTE HAS BOTH CHARACTERISTIC AND LISTED CODES	TONS OF WASTE GENERATED
ONLY IGNITABLE	926	ONLY AN F CODE	4,697		
ONLY CORROSIVE	1,366	ONLY A K CODE	23,462		
ONLY REACTIVE	1,099	ONLY A P CODE	4		
ONLY D004-17	21,673	ONLY A U CODE	31		
ONLY D018-43	1,270				
HAS MORE THAN ONE CHARACTERISTIC CODE	14,910	HAS MORE THAN ONE LISTED CODE	338		
TOTAL	41,244	TOTAL	28,533	TOTAL CHAR. AND LISTED	34,846

5 QUANTITIES OF WASTE GENERATED IN 1993 THAT WERE MULTIPLY CODED

WASTE HAS ONLY CHARACTERISTIC CODES BUT MORE THAN ONE APPLIES	TONS OF WASTE GENERATED	ONLY LISTED CODES BUT HAS MORE THAN ONE	TONS OF WASTE GENERATED	BOTH CHAR. & LISTED CODES	TONS OF WASTE GENERATED
HAS IGNITABLE CODE	13,690			IGN. W/ AT LEAST 1 LSTD	32,143
HAS CORROSIVE CODE	13,968			CORR. W/ AT LEAST 1 LSTD	30,754
HAS REACTIVE CODE	11,354			REACT. W/ AT LEAST 1 LSTD	30,996
HAS D004-D017 CODE	14,187			D004-17 W/ AT LEAST 1 LSTD	33,339
HAS D018-D043 CODE	2,248			D018-43 W/ AT LEAST 1 LSTD	32,088
		HAS AN F CODE	338	F WASTE W/ AT LEAST 1 CHAR	34,553
		HAS A K CODE	281	K WASTE W/ AT LEAST 1 CHAR	30,984
		HAS A P CODE	262	P WASTE W/ AT LEAST 1 CHAR	30,759
		HAS A U CODE	320	U WASTE W/ AT LEAST 1 CHAR	30,767
TOTAL	14,910	TOTAL	338	TOTAL	34,846

NOTE: COLUMNS DO NOT SUM TO TOTAL BECAUSE A WASTE CODE MAY APPLY TO MORE THAN ONE WASTE.
MIXTURES WITH IGNITABLE, CORROSIVE, REACTIVE, D004-17, AND D018-43 CHARACTERISTIC CODES ALSO MAY CONTAIN OTHER CHARACTERISTIC WASTE CODES.
SIMILARLY, WASTES WITH F,K,P, AND U LISTED CODES MAY HAVE OTHER LISTED WASTE CODES.

UTAH

1993 WASTE MANAGEMENT

6 NUMBER OF RCRA TSD FACILITIES: 26

7 QUANITY OF RCRA HAZARDOUS WASTE MANAGED: 103,495 TONS

8 FIFTY LARGEST RCRA HAZARDOUS WASTE MANAGEMENT FACILITIES, 1993

RANK	EPAID	SITE NAME	CITY	TONS OF WASTE MANAGED
1	UTD991301748	USPCI - GRASSY MOUNTAIN FACILITY	KNOLLS	85,424
2	UTD981552177	APTUS INC	ARAGONITE	15,121
3	UTD009087644	REILLY INDUSTRIES INC	PROVO	1,058
4	UTD009081357	THIOKOL CORP. UTAH BASED OPER. MAIN PLNT	PROMONTORY	883
5	UT0570090001	UTAH TEST AND TRAINING RANGE	U.T.T.R.	407
6	UTD982598898	ENVIROCARE OF UTAH INC	TOOELE	264
7	UTD001705029	HERCULES AEROSPACE BACCHUS WORKS	MAGNA	202
8	UTD041310962	TROJAN CORPORATION	SPANISH FORK	62
9	UTD980666721	DYNO NOBEL INC. TOOELE TEST SITE	RUSH VALLEY	48
10	UT0571724350	U.S. AIR FORCE HILL AFB	HILL AIR FORCE BASE	13
11	UTD009089277	DYNO NOBEL INC. PELICAN POINT SITE B	PELICAN POINT	12
12	UT9210020922	DEFENSE DISTRIBUTION DEPOT OGDEN	OGDEN	1
13	UTT500010087	PACIFICORP GADSBY POWER PLANT	SALT LAKE CITY	0
TOTAL				103,495

NOTE: STATE MAY HAVE FEWER THAN FIFTY FACILITIES THAT MANAGED WASTES.
WASTE ONLY MANAGED BY STORAGE IS NOT INCLUDED.

UTAH

1993 WASTE MANAGEMENT, CONTINUED

9 QUANTITY OF RCRA HAZARDOUS WASTE MANAGED BY MANAGEMENT METHOD, 1993

MANAGEMENT METHOD	SYSTEM TYPE CODE	QUANTITY MANAGED (TONS)	PERCENTAGE OF QUANTITY	NUMBER OF FACILITIES	PERCENTAGE OF FACILITIES
SOLVENTS RECOVERY	M021-M029	7	0	2	15
OTHER RECOVERY	M031-M039	17	0	2	15
INCINERATION	M041-M049	15,170	15	2	15
STABILIZATION	M111-M119	17,824	17	1	8
OTHER TREATMENT	M121-M129	2,317	2	7	54
LANDFILL	M132-DISP	67,766	65	2	15
OTHER DISPOSAL SPECIFIED IN COMMENTS	M137-DISP	393	0	2	15
TOTAL		103,495	100	13	

10 MANAGEMENT METHOD, BY QUANTITY OF RCRA HAZARDOUS WASTE MANAGED, 1993

MANAGEMENT METHOD	SYSTEM TYPE CODE	QUANTITY MANAGED (TONS)	PERCENTAGE OF QUANTITY	NUMBER OF FACILITIES	PERCENTAGE OF FACILITIES
LANDFILL	M132-DISP	67,766	65	2	15
STABILIZATION	M111-M119	17,824	17	1	8
INCINERATION	M041-M049	15,170	15	2	15
OTHER TREATMENT	M121-M129	2,317	2	7	54
OTHER DISPOSAL SPECIFIED IN COMMENTS	M137-DISP	393	0	2	15
OTHER RECOVERY	M031-M039	17	0	2	15
SOLVENTS RECOVERY	M021-M029	7	0	2	15
TOTAL		103,495	100	13	

NOTE: FACILITIES WITH ONLY STORAGE UNITS ARE EXCLUDED.
COLUMNS MAY NOT SUM DUE TO ROUNDING.
COLUMNS MAY NOT SUM TO TOTAL BECAUSE FACILITIES MAY HAVE MULTIPLE HANDLING METHODS.

UTAH

1993 WASTE MANAGEMENT, CONTINUED

11 MANAGEMENT METHOD AND QUANTITY OF RCRA HAZARDOUS WASTE MANAGED BY NUMBER OF FACILITIES, 1993

MANAGEMENT METHOD	SYSTEM TYPE CODE	QUANTITY MANAGED (TONS)	PERCENTAGE OF QUANTITY	NUMBER OF FACILITIES	PERCENTAGE OF FACILITIES
OTHER TREATMENT	M121-M129	2,317	2	7	54
SOLVENTS RECOVERY	M021-M029	7	0	2	15
OTHER RECOVERY	M031-M039	17	0	2	15
INCINERATION	M041-M049	15,170	15	2	15
LANDFILL	M132-DISP	67,766	65	2	15
OTHER DISPOSAL SPECIFIED IN COMMENTS	M137-DISP	393	0	2	15
STABILIZATION	M111-M119	17,824	17	1	8
TOTAL		103,495	100	13	

NOTE: FACILITIES WITH ONLY STORAGE UNITS ARE EXCLUDED.
COLUMNS MAY NOT SUM DUE TO ROUNDING.
COLUMNS MAY NOT SUM TO TOTAL BECAUSE FACILITIES MAY HAVE MULTIPLE HANDLING METHODS.

12 QUANTITY AND PERCENTAGE OF RCRA HAZARDOUS WASTEWATER AND NON-WASTEWATER MANAGED IN 1993

MANAGEMENT TYPE	TONS	PERCENTAGE
WASTEWATER	5,108	4.9
NON-WASTEWATER	98,387	95.1
TOTAL	103,495	100.0

UTAH

1993 WASTE SHIPMENTS

13 NUMBER OF RCRA HAZARDOUS WASTE SHIPPERS: 106

14 QUANITIY OF RCRA HAZARDOUS WASTE SHIPPED: 50,544 TONS

15 FIFTY LARGEST RCRA HAZARDOUS WASTE SHIPPERS, 1993

RANK	EPA ID	SITE NAME	CITY	QUANTITY SHIPPED (TONS)
1	UTD000826446	KENNECOTT UTAH COPPER - SMELTER	MAGNA	19,946
2	UTD981552177	APTUS INC	ARAGONITE	10,732
3	UT3750211259	US ARMY DUGWAY PROVING GROUND	DUGWAY	2,019
4	UT3213820894	TOOELE ARMY DEPOT - NORTH	TOOELE	1,723
5	UTD009081357	THIOKOL CORP. UTAH BASED OPER. MAIN PLNT	PROMONTORY	1,681
6	UTD991301748	USPCI - GRASSY MOUNTAIN FACILITY	KNOLLS	1,678
7	UTD980957088	SAFETY - KLEEN CORP	SALT LAKE CITY	1,547
8	UTD021533054	NUCOR STEEL	PLYMOUTH	1,405
9	UTD988076626	UTAH POWER & LIGHT CEDAR DIESEL PLANT	CEDAR CITY	1,277
10	UTD001705029	HERCULES AEROSPACE BACCHUS WORKS	MAGNA	1,076
11	UT0571724350	U.S. AIR FORCE HILL AFB	HILL AIR FORCE BASE	980
12	UTD988079042	MYERS CONTAINER CORP. #2	SALT LAKE CITY	927
13	UTD980954168	LIKA - UTAH	SALT LAKE	460
14	UTD988070215	COMPEQ INTERNATIONAL CORP.	SALT LAKE CITY	415
15	UTD073008237	NATIONAL SEMICONDUCTOR	WEST JORDAN	337
16	UTD073010902	LUNDAHL ASTRO CIRCUITS	LOGAN	312
17	UTD048406144	ASHLAND CHEMICAL	CLEARFIELD	284
18	UTD054680590	LEVOLOR COMPANY	OGDEN	238
19	UT9210020922	DEFENSE DISTRIBUTION DEPOT OGDEN	OGDEN	237
20	UT5210090002	TOOELE ARMY DEPOT SOUTH	TOOELE	224
21	UTD000826362	AMOCO OIL COMPANY SALT LAKE REFINERY	SALT LAKE CITY	221
22	UTD980960702	JOHNSON MATTHEY	SALT LAKE CITY	215
23	UTD045267127	BIG WEST OIL/FLYING J REFINERY	NORTH SALT LAKE	169
24	UTD009073305	EDO CORPORATION - ACOUSTIC DIV.	SALT LAKE CITY	152
25	UTD980806244	SALT LAKE CIRCUITS	SALT LAKE CITY	142
26	UTD073095804	LITTON SYSTEMS	SALT LAKE CITY	142
27	UTD000826412	KENNECOTT UTAH COPPER - REFINERY	MAGNA	115
28	UTD039862792	EASTON ALUMINUM INC	SALT LAKE	103
29	UTD988078150	BFI MEDICAL WASTE SYSTEMS OF UTAH	NORTH SALT LAKE	86
30	UTD009438359	VARIAN X-RAY TUBE PRODUCTS	SALT LAKE CITY	72
31	UTD127673697	MORTON INTERNATIONAL INC PROMONTORY OP	PROMONTORY	71
32	UTD009086133	GENEVA STEEL	VINEYARD	64
33	UTD073093874	PENNZOIL PRODUCTS CO. ROOSEVELT REFINERY	ROOSEVELT	62
34	UTD988075636	UTAH TRANSIT AUTHORITY MEADOWBROOK	SALT LAKE CITY	62
35	UTD056095334	PRECISION TECHNOLOGY INC	SALT LAKE CITY	55
36	UTD980718886	BOURNS - LOGAN	LOGAN	54
37	UTD009090580	PHILLIPS 66 COMPANY	WOODS CROSS	54
38	UTD092029768	CHEVRON USA PRODUCTS CO SL REFINERY	SALT LAKE CITY	52
39	UTD980959191	HERCULES AEROSPACE	CLEARFIELD	50
40	UTD009089277	DYNO NOBEL INC. PELICAN POINT SITE B	PELICAN POINT	48
41	UTD982590622	ZERO ENCLOSURES	NORTH SALT LAKE	44
42	UTD094674595	UNIVERSITY OF UTAH	SALT LAKE CITY	44
43	UTD980719090	INTERMOUNTAIN GENERATING & CONVERT STAT.	DELTA	41
44	UTD980634760	PENCO PRODUCTS INC	WEST JORDAN	40
45	UTD092024934	WESTERN ZIRCONIUM WESTINGHOUSE CNFD	OGDEN	40
46	UTD033513631	TELEFLEX DEFENSE SYSTEMS	SPANISH FORK	38
47	UTD007939358	WHEELER MACHINERY CO	SALT LAKE CITY	37
48	UTD981550858	MCDONNELL DOUGLAS CORPORATION	SALT LAKE CITY	34
49	UTD009094012	BRIGHAM YOUNG UNIVERSITY	PROVO	33
50	UTD082838269	PUROLATOR PRODUCTS INC	SALT LAKE CITY	33
TOTAL				49,870

NOTES: COLUMNS MAY NOT SUM DUE TO ROUNDING.
STATE MAY HAVE FEWER THAN FIFTY SHIPPERS.

UTAH

1993 WASTE RECEIPTS

16 NUMBER OF RCRA HAZARDOUS WASTE RECEIVERS: 12

17 QUANITIY OF RCRA HAZARDOUS WASTE RECEIVED: 65,388 TONS

18 FIFTY LARGEST RCRA HAZARDOUS WASTE RECEIVERS, 1993

RANK	EPA ID	SITE NAME	CITY	QUANTITY RECEIVED (TONS)
1	UTD991301748	USPCI - GRASSY MOUNTAIN FACILITY	KNOLLS	48,233
2	UTD981552177	APTUS INC	ARAGONITE	14,738
3	UTD980957088	SAFETY - KLEEN CORP	SALT LAKE CITY	1,554
4	UTD048406144	ASHLAND CHEMICAL	CLEARFIELD	278
5	UT0570090001	UTAH TEST AND TRAINING RANGE	U.T.T.R.	196
6	UTD982598898	ENVIROCARE OF UTAH INC	TOOELE	167
7	UTD009081357	THIOKOL CORP. UTAH BASED OPER. MAIN PLNT	PROMONTORY	95
8	UTD001705029	HERCULES AEROSPACE BACCHUS WORKS	MAGNA	75
9	UTD980666721	DYNO NOBEL INC. TOOELE TEST SITE	RUSH VALLEY	48
10	UT0571724350	U.S. AIR FORCE HILL AFB	HILL AIR FORCE BASE	3
11	UTD009089277	DYNO NOBEL INC. PELICAN POINT SITE B	PELICAN POINT	0
12	UT3213820894	TOOELE ARMY DEPOT - NORTH	TOOELE	0
TOTAL				65,388

NOTES: COLUMNS MAY NOT SUM DUE TO ROUNDING.
STATE MAY HAVE FEWER THAN FIFTY FACILITIES THAT RECEIVED WASTE.

UTAH

1993 WASTE RECEIPTS, CONTINUED

19 QUANTITY OF RCRA HAZARDOUS WASTE MANAGED, BY MANGEMENT METHOD, LIMITED TO WASTE RECEIVED FROM OFFSITE, 1993

MANAGEMENT METHOD	SYSTEM TYPE CODE	QUANTITY MANAGED (TONS)	PERCENTAGE OF QUANTITY	NUMBER OF FACILITIES	PERCENTAGE OF FACILITIES
INCINERATION	M041-M049	14,787	26	2	29
STABILIZATION	M111-M119	16,530	29	1	14
OTHER TREATMENT	M121-M129	82	0	2	29
LANDFILL	M132-DISP	26,114	45	2	29
OTHER DISPOSAL SPECIFIED IN COMMENTS	M137-DISP	196	0	1	14
TOTAL		57,708	100	7	

20 MANAGEMENT METHOD, BY QUANTITY OF RCRA HAZARDOUS WASTE MANAGED, LIMITED TO WASTE RECEIVED FROM OFFSITE, 1993

MANAGEMENT METHOD	SYSTEM TYPE CODE	QUANTITY MANAGED (TONS)	PERCENTAGE OF QUANTITY	NUMBER OF FACILITIES	PERCENTAGE OF FACILITIES
LANDFILL	M132-DISP	26,114	45	2	29
STABILIZATION	M111-M119	16,530	29	1	14
INCINERATION	M041-M049	14,787	26	2	29
OTHER DISPOSAL SPECIFIED IN COMMENTS	M137-DISP	196	0	1	14
OTHER TREATMENT	M121-M129	82	0	2	29
TOTAL		57,708	100	7	

NOTE: FACILITIES WITH ONLY STORAGE UNITS ARE EXCLUDED.
COLUMNS MAY NOT SUM DUE TO ROUNDING.
COLUMNS MAY NOT SUM TO TOTAL BECAUSE FACILITIES MAY HAVE MULTIPLE HANDLING METHODS.

UTAH

1993 WASTE RECEIPTS, CONTINUED

21 MANAGEMENT METHOD AND QUANTITY OF RCRA HAZARDOUS WASTE MANAGED, BY NUMBER OF FACILITIES, LIMITED TO WASTE RECEIVED FROM OFF SITE, 1993

MANAGEMENT METHOD	SYSTEM TYPE CODE	QUANTITY MANAGED (TONS)	PERCENTAGE OF QUANTITY	NUMBER OF FACILITIES	PERCENTAGE OF FACILITIES
INCINERATION	M041-M049	14,787	26	2	29
OTHER TREATMENT	M121-M129	82	0	2	29
LANDFILL	M132-DISP	26,114	45	2	29
STABILIZATION	M111-M119	16,530	29	1	14
OTHER DISPOSAL SPECIFIED IN COMMENTS	M137-DISP	196	0	1	14
TOTAL		57,708	100	7	

NOTE: FACILITIES WITH ONLY STORAGE UNITS ARE EXCLUDED.
COLUMNS MAY NOT SUM DUE TO ROUNDING.
COLUMNS MAY NOT SUM TO TOTAL BECAUSE FACILITIES MAY HAVE MULTIPLE HANDLING METHODS.

UTAH

1993 IMPORTS AND EXPORTS

22	QUANTITY OF RCRA HAZARDOUS WASTE IMPORTED:	33,832	TONS
23	QUANTITY OF RCRA HAZARDOUS WASTE EXPORTED:	18,503	TONS

VERMONT

1993 WASTE GENERATION

1 NUMBER OF RCRA LARGE QUANTITY GENERATORS (LQGS): 82

2 QUANITY OF RCRA HAZARDOUS WASTE GENERATED: 8,337 TONS

3 FIFTY LARGEST RCRA HAZARDOUS WASTE GENERATORS IN THE STATE, 1993

RANK	EPA ID	SITE NAME	CITY	TOTAL GENERATED (TONS)
1	VTD002084705	IBM CORPORATION	ESSEX JUNCTION	3,387
2	VTD001075894	GE-AIRCRAFT ENGINES	NORTH CLARENDON	1,639
3	VTD002085108	GE-AIRCRAFT ENGINES	RUTLAND	773
4	VTD988367421	SAFETY MEDICAL SYSTEMS, INC.	COLCHESTER	529
5	VTD002065597	EVEREADY BATTERY CO., INC.	BENNINGTON	188
6	VTD001086529	C.E. BRADLEY LABORATORIES, INC.	NORTH BRATTLEBORO	156
7	VTD039697347	VERMONT CASTINGS, INC.	BETHEL	152
8	VTD048419386	MASKA US, INC.	BRADFORD	131
9	VTD099682494	BERTEK, INC.	ST. ALBANS	119
10	VTD980670319	VERMONT CIRCUITS INC	BRATTLEBORO	92
11	VTD000791764	NORTHEAST TOOL DIVISION	LYNDONVILLE	86
12	VTD002068070	BF GOODRICH AEROSPACE, SIMMONDS PRECISIO	VERGENNES	82
13	VTD002065654	EVEREADY BATTERY CO.	ST. ALBANS	81
14	VTD002083434	MARTIN MARIETTA ARMAMENT SYSTEM	BURLINGTON	80
15	VTD001082841	ORLEANS DIVISION ETHAN ALLEN, INC.	ORLEANS	69
16	VTD064436074	EHV WEIDMANN IND. INC	ST. JOHNSBURY	56
17	VTD001081215	ETHAN ALLEN INC.	BEECHER FALLS	45
18	VTD000636449	UNIV. OF VT & STATE AGRICULTURAL COLLEGE	BURLINGTON	44
19	VTD001075886	MERIDEN STINEHOUR PRESS	LUNENBURG	43
20	VTD002068484	THE SHELBURNE CORPORATION INC	SHELBURNE	37
21	VTD001089226	FELLOWS CORPORATION	SPRINGFIELD	34
22	VTD981065998	G.S. PRECISION, INC.	BRATTLEBORO	34
23	VTD988366167	AQUATEC, INC.	COLCHESTER	29
24	VTD001080126	VERMONT TAP & DIE	LYNDONVILLE	28
25	VTD002084309	CHESAPEAKE HARDWOOD PRODUCTS	HANCOCK	23
26	VTD020673299	US SAMICA CORPORATION	RUTLAND	21
27	VTD982194193	S.B. COLLINS, INC	ST. ALBANS	21
28	VTD069911873	TIVOLY U.S.A. INC	DERBY LINE	21
29	VTD988367579	SMOKESHIRE WOODWORKS, LTD.	NO. SRRINGFIELD	21
30	VTD002068096	MACK MOLDING COMPANY	ARLINGTON	20
31	VTD001083468	RANDOLPH DIVISION OF ETHAN ALLEN INC.	RANDOLPH	18
32	VTD055731038	STANLEY TOOLS	SHAFTSBURY	17
33	VTD002493294	CHAMPLAIN CABLE CORPORATION	COLCHESTER	16
34	VTP000002800	MOUNT ANTHONY SENIOR HIGH SCHOOL	BENNINGTON	16
35	VTD000649780	MARTIN MARIETTA ARMAMENT SYSTEMS	BURLINGTON	15
36	VTP000004193	FRANKLIN LAMOILLE BANK	ST. ALBANS	13
37	VTD002067254	THE BLODGETT OVEN CO. INC	BURLINGTON	13
38	VTD990800575	ETHAN ALLEN INC.	ISLAND POND	13
39	VTD988366225	THE LANE PRESS, INC.	SOUTH BURLINGTON	12
40	VTP000004612	AGWAY ENERGY PRODUCTS	MILTON	11
41	VTP000003596	LEMERY'S STORE	NORTHFIELD	11
42	VTD981884968	PENSKE TRUCK LEASING CO LP	BRATTLEBORO	10
43	VTD002071736	CARRIS REELS, INC.	RUTLAND	10
44	VTD001086149	BRYANT GRINDER CORP.	SPRINGFIELD	9
45	VTD002578912	CHAMBERLAIN MACHINE INC	BELLOWS FALLS	8
46	VTD005826821	ARROWSMITH - SHELBURNE, INC.	SHELBURNE	7
47	VT6572824294	VERMONT AIR NATIONAL GUARD, 158TH FG	SOUTH BURLINGTON	7
48	VTD001780725	JOHNSON CONTROLS, INC. BATTERY GROUP	BENNINGTON	7
49	VTD060525151	MEDICAL CENTER HOSPITAL OF VT	BURLINGTON	7
50	VTD052980638	NEXUS CUSTOM ELECTRONICS, INC.	BRANDON	6
TOTAL				8,267

NOTE: STATE MAY HAVE FEWER THAN FIFTY GENERATORS.

VERMONT

1993 WASTE GENERATION, CONTINUED

4 QUANTITIES OF WASTE GENERATED IN 1993 THAT WERE

- REPORTED WITH ONLY CHARACTERISTIC WASTE CODES
- REPORTED WITH ONLY LISTED WASTE CODES
- REPORTED WITH BOTH CHARACTERISTIC AND LISTED WASTE CODES

WASTE HAS ONLY CHARACTERISTIC CODES	TONS OF WASTE GENERATED	WASTE HAS ONLY LISTED CODES	TONS OF WASTE GENERATED	WASTE HAS BOTH CHARACTERISTIC AND LISTED CODES	TONS OF WASTE GENERATED
ONLY IGNITABLE	1,748	ONLY AN F CODE	2,982		
ONLY CORROSIVE	263	ONLY A K CODE	0		
ONLY REACTIVE	19	ONLY A P CODE	9		
ONLY D004-17	1,658	ONLY A U CODE	1		
ONLY D018-43	44				
HAS MORE THAN ONE CHARACTERISTIC CODE	555	HAS MORE THAN ONE LISTED CODE	4		
TOTAL	4,286	TOTAL	2,995	TOTAL CHAR. AND LISTED	1,034

5 QUANTITIES OF WASTE GENERATED IN 1993 THAT WERE MULTIPLY CODED

WASTE HAS ONLY CHARACTERISTIC CODES BUT MORE THAN ONE APPLIES	TONS OF WASTE GENERATED	ONLY LISTED CODES BUT HAS MORE THAN ONE	TONS OF WASTE GENERATED	BOTH CHAR. & LISTED CODES	TONS OF WASTE GENERATED
HAS IGNITABLE CODE	100			IGN. W/ AT LEAST 1 LSTD	414
HAS CORROSIVE CODE	170			CORR. W/ AT LEAST 1 LSTD	5
HAS REACTIVE CODE	0			REACT. W/ AT LEAST 1 LSTD	0
HAS D004-D017 CODE	467			D004-17 W/ AT LEAST 1 LSTD	225
HAS D018-D043 CODE	380			D018-43 W/ AT LEAST 1 LSTD	802
		HAS AN F CODE	4	F WASTE W/ AT LEAST 1 CHAR	1,029
		HAS A K CODE	0	K WASTE W/ AT LEAST 1 CHAR	0
		HAS A P CODE	0	P WASTE W/ AT LEAST 1 CHAR	0
		HAS A U CODE	4	U WASTE W/ AT LEAST 1 CHAR	6
TOTAL	555	TOTAL	4	TOTAL	1,034

NOTE: COLUMNS DO NOT SUM TO TOTAL BECAUSE A WASTE CODE MAY APPLY TO MORE THAN ONE WASTE.
MIXTURES WITH IGNITABLE, CORROSIVE, REACTIVE, D004-17, AND D018-43 CHARACTERISTIC CODES ALSO MAY CONTAIN OTHER CHARACTERISTIC WASTE CODES.
SIMILARLY, WASTES WITH F,K,P, AND U LISTED CODES MAY HAVE OTHER LISTED WASTE CODES.

VERMONT

1993 WASTE MANAGEMENT

6 NUMBER OF RCRA TSD FACILITIES: 5

7 QUANITY OF RCRA HAZARDOUS WASTE MANAGED: 994 TONS

8 FIFTY LARGEST RCRA HAZARDOUS WASTE MANAGEMENT FACILITIES, 1993

RANK	EPAID	SITE NAME	CITY	TONS OF WASTE MANAGED
1	VTD002084705	IBM CORPORATION	ESSEX JUNCTION	994
TOTAL				994

NOTE: STATE MAY HAVE FEWER THAN FIFTY FACILITIES THAT MANAGED WASTES.
WASTE ONLY MANAGED BY STORAGE IS NOT INCLUDED.

VERMONT

1993 WASTE MANAGEMENT, CONTINUED

9 QUANTITY OF RCRA HAZARDOUS WASTE MANAGED BY MANAGEMENT METHOD, 1993

MANAGEMENT METHOD	SYSTEM TYPE CODE	QUANTITY MANAGED (TONS)	PERCENTAGE OF QUANTITY	NUMBER OF FACILITIES	PERCENTAGE OF FACILITIES
OTHER TREATMENT	M121-M129	994	100	1	100
TOTAL		994	100	1	

10 MANAGEMENT METHOD, BY QUANTITY OF RCRA HAZARDOUS WASTE MANAGED, 1993

MANAGEMENT METHOD	SYSTEM TYPE CODE	QUANTITY MANAGED (TONS)	PERCENTAGE OF QUANTITY	NUMBER OF FACILITIES	PERCENTAGE OF FACILITIES
OTHER TREATMENT	M121-M129	994	100	1	100
TOTAL		994	100	1	

NOTE: FACILITIES WITH ONLY STORAGE UNITS ARE EXCLUDED.
COLUMNS MAY NOT SUM DUE TO ROUNDING.
COLUMNS MAY NOT SUM TO TOTAL BECAUSE FACILITIES MAY HAVE MULTIPLE HANDLING METHODS.

VERMONT

1993 WASTE MANAGEMENT, CONTINUED

11 MANAGEMENT METHOD AND QUANTITY OF RCRA HAZARDOUS WASTE MANAGED BY NUMBER OF FACILITIES, 1993

MANAGEMENT METHOD	SYSTEM TYPE CODE	QUANTITY MANAGED (TONS)	PERCENTAGE OF QUANTITY	NUMBER OF FACILITIES	PERCENTAGE OF FACILITIES
OTHER TREATMENT	M121-M129	994	100	1	100
TOTAL		994	100	1	

NOTE: FACILITIES WITH ONLY STORAGE UNITS ARE EXCLUDED.
COLUMNS MAY NOT SUM DUE TO ROUNDING.
COLUMNS MAY NOT SUM TO TOTAL BECAUSE FACILITIES MAY HAVE MULTIPLE HANDLING METHODS.

12 QUANTITY AND PERCENTAGE OF RCRA HAZARDOUS WASTEWATER AND NON-WASTEWATER MANAGED IN 1993

MANAGEMENT TYPE	TONS	PERCENTAGE
WASTEWATER	994	100.0
NON-WASTEWATER	0	.0
TOTAL	994	100.0

VERMONT

1993 WASTE SHIPMENTS

13 NUMBER OF RCRA HAZARDOUS WASTE SHIPPERS: 82

14 QUANITIY OF RCRA HAZARDOUS WASTE SHIPPED: 9,147 TONS

15 FIFTY LARGEST RCRA HAZARDOUS WASTE SHIPPERS, 1993

RANK	EPA ID	SITE NAME	CITY	QUANTITY SHIPPED (TONS)
1	VTD002084705	IBM CORPORATION	ESSEX JUNCTION	2,343
2	VTD001075894	GE-AIRCRAFT ENGINES	NORTH CLARENDON	1,639
3	VTD982766537	POLLUTION SOLUTIONS OF VERMONT, INC.	WILLISTON	1,543
4	VTD002085108	GE-AIRCRAFT ENGINES	RUTLAND	773
5	VTD988367421	SAFETY MEDICAL SYSTEMS, INC.	COLCHESTER	529
6	VTD000791699	SAFETY-KLEEN CORP 2 105 01	BARRE	488
7	VTD002065597	EVEREADY BATTERY CO., INC.	BENNINGTON	186
8	VTD039697347	VERMONT CASTINGS, INC.	BETHEL	152
9	VTD048419386	MASKA US, INC.	BRADFORD	131
10	VTD099682494	BERTEK, INC.	ST. ALBANS	116
11	VTD002083434	MARTIN MARIETTA ARMAMENT SYSTEM	BURLINGTON	113
12	VTD980670319	VERMONT CIRCUITS INC	BRATTLEBORO	92
13	VTD002068070	BF GOODRICH AEROSPACE, SIMMONDS PRECISIO	VERGENNES	82
14	VTD000791764	NORTHEAST TOOL DIVISION	LYNDONVILLE	82
15	VTD002065654	EVEREADY BATTERY CO.	ST. ALBANS	81
16	VTD001082841	ORLEANS DIVISION ETHAN ALLEN, INC.	ORLEANS	61
17	VTD001081215	ETHAN ALLEN INC.	BEECHER FALLS	45
18	VTD000636449	UNIV. OF VT & STATE AGRICULTURAL COLLEGE	BURLINGTON	44
19	VTD002068484	THE SHELBURNE CORPORATION INC	SHELBURNE	37
20	VTD001089226	FELLOWS CORPORATION	SPRINGFIELD	34
21	VTD981065998	G.S. PRECISION, INC.	BRATTLEBORO	34
22	VTD001086529	C.E. BRADLEY LABORATORIES, INC.	NORTH BRATTLEBORO	31
23	VTD988366167	AQUATEC, INC.	COLCHESTER	29
24	VTD001080126	VERMONT TAP & DIE	LYNDONVILLE	24
25	VTD002084309	CHESAPEAKE HARDWOOD PRODUCTS	HANCOCK	23
26	VTD002068096	MACK MOLDING COMPANY	ARLINGTON	22
27	VTD020673299	US SAMICA CORPORATION	RUTLAND	21
28	VTD982194193	S.B. COLLINS, INC	ST. ALBANS	21
29	VTD988367579	SMOKESHIRE WOODWORKS, LTD.	NO. SRRINGFIELD	21
30	VTD069911873	TIVOLY U.S.A. INC	DERBY LINE	20
31	VTD064436074	EHV WEIDMANN IND. INC	ST. JOHNSBURY	20
32	VTD055731038	STANLEY TOOLS	SHAFTSBURY	18
33	VTD002493294	CHAMPLAIN CABLE CORPORATION	COLCHESTER	16
34	VTP000002800	MOUNT ANTHONY SENIOR HIGH SCHOOL	BENNINGTON	16
35	VTD052980836	CHAMPLAIN OIL COMPANY, INC.	SOUTH BURLINGTON	15
36	VTD001083468	RANDOLPH DIVISION OF ETHAN ALLEN INC.	RANDOLPH	15
37	VTD000649780	MARTIN MARIETTA ARMAMENT SYSTEMS	BURLINGTON	15
38	VTP000004193	FRANKLIN LAMOILLE BANK	ST. ALBANS	13
39	VTD002067254	THE BLODGETT OVEN CO. INC	BURLINGTON	13
40	VTD990800575	ETHAN ALLEN INC.	ISLAND POND	13
41	VTP000004612	AGWAY ENERGY PRODUCTS	MILTON	11
42	VTD988366225	THE LANE PRESS, INC.	SOUTH BURLINGTON	11
43	VTP000003596	LEMERY'S STORE	NORTHFIELD	11
44	VTD981884968	PENSKE TRUCK LEASING CO LP	BRATTLEBORO	10
45	VTD001086149	BRYANT GRINDER CORP.	SPRINGFIELD	9
46	VTD002578912	CHAMBERLAIN MACHINE INC	BELLOWS FALLS	8
47	VTD001780725	JOHNSON CONTROLS, INC. BATTERY GROUP	BENNINGTON	7
48	VTD001075886	MERIDEN STINEHOUR PRESS	LUNENBURG	7
49	VT6572824294	VERMONT AIR NATIONAL GUARD, 158TH FG	SOUTH BURLINGTON	7
50	VTD052980638	NEXUS CUSTOM ELECTRONICS, INC.	BRANDON	6
TOTAL				9,059

NOTES: COLUMNS MAY NOT SUM DUE TO ROUNDING.
STATE MAY HAVE FEWER THAN FIFTY SHIPPERS.

VERMONT

1993 WASTE RECEIPTS

16 NUMBER OF RCRA HAZARDOUS WASTE RECEIVERS: 4

17 QUANITIY OF RCRA HAZARDOUS WASTE RECEIVED: 2,135 TONS

18 FIFTY LARGEST RCRA HAZARDOUS WASTE RECEIVERS, 1993

RANK	EPA ID	SITE NAME	CITY	QUANTITY RECEIVED (TONS)
1	VTD982766537	POLLUTION SOLUTIONS OF VERMONT, INC.	WILLISTON	1,229
2	VTD000791699	SAFETY-KLEEN CORP 2 105 01	BARRE	888
3	VTD002083434	MARTIN MARIETTA ARMAMENT SYSTEM	BURLINGTON	15
4	VTD002084705	IBM CORPORATION	ESSEX JUNCTION	2
TOTAL				2,135

NOTES: COLUMNS MAY NOT SUM DUE TO ROUNDING.
STATE MAY HAVE FEWER THAN FIFTY FACILITIES THAT RECEIVED WASTE.

TABLES 19, 20, AND 21 HAVE BEEN OMITTED FROM THIS REPORT BECAUSE THERE WERE NO FACILITIES IN VERMONT THAT REPORTED MANAGING (TREATING OR DISPOSING) RCRA HAZARDOUS WASTE IN 1993 THAT WAS RECEIVED FROM OFF SITE. THE FACILITIES DESCRIBED ABOVE MAY HAVE BEEN STORAGE-ONLY FACILITIES.

VERMONT

1993 IMPORTS AND EXPORTS

22	QUANTITY OF RCRA HAZARDOUS WASTE IMPORTED:	1,077	TONS
23	QUANTITY OF RCRA HAZARDOUS WASTE EXPORTED:	8,984	TONS

VIRGIN ISLANDS

1993 WASTE GENERATION

1 NUMBER OF RCRA LARGE QUANTITY GENERATORS (LQGS): 2

2 QUANITY OF RCRA HAZARDOUS WASTE GENERATED: 2,049 TONS

3 FIFTY LARGEST RCRA HAZARDOUS WASTE GENERATORS IN THE STATE, 1993

RANK	EPA ID	SITE NAME	CITY	TOTAL GENERATED (TONS)
1	VID980536080	HESS OIL VIRGIN ISLANDS CORP(HOVIC)	ST. CROIX	2,041
2	VID980536064	TEXACO CARIBBEAN INC-ST. THOMAS TERMINAL	ST. THOMAS	8
TOTAL				2,049

NOTE: STATE MAY HAVE FEWER THAN FIFTY GENERATORS.

VIRGIN ISLANDS

1993 WASTE GENERATION, CONTINUED

4 QUANTITIES OF WASTE GENERATED IN 1993 THAT WERE

- REPORTED WITH ONLY CHARACTERISTIC WASTE CODES
- REPORTED WITH ONLY LISTED WASTE CODES
- REPORTED WITH BOTH CHARACTERISTIC AND LISTED WASTE CODES

WASTE HAS ONLY CHARACTERISTIC CODES	TONS OF WASTE GENERATED	WASTE HAS ONLY LISTED CODES	TONS OF WASTE GENERATED	WASTE HAS BOTH CHARACTERISTIC AND LISTED CODES	TONS OF WASTE GENERATED
ONLY IGNITABLE	13	ONLY AN F CODE	59		
ONLY CORROSIVE	0	ONLY A K CODE	84		
ONLY REACTIVE	0	ONLY A P CODE	0		
ONLY D004-17	16	ONLY A U CODE	0		
ONLY D018-43	144				
HAS MORE THAN ONE CHARACTERISTIC CODE	1,202	HAS MORE THAN ONE LISTED CODE	0		
TOTAL	1,376	TOTAL	143	TOTAL CHAR. AND LISTED	530

5 QUANTITIES OF WASTE GENERATED IN 1993 THAT WERE MULTIPLY CODED

WASTE HAS ONLY CHARACTERISTIC CODES BUT MORE THAN ONE APPLIES	TONS OF WASTE GENERATED	ONLY LISTED CODES BUT HAS MORE THAN ONE	TONS OF WASTE GENERATED	BOTH CHAR. & LISTED CODES	TONS OF WASTE GENERATED
HAS IGNITABLE CODE	1,187			IGN. W/ AT LEAST 1 LSTD	58
HAS CORROSIVE CODE	15			CORR. W/ AT LEAST 1 LSTD	0
HAS REACTIVE CODE	0			REACT. W/ AT LEAST 1 LSTD	0
HAS D004-D017 CODE	15			D004-17 W/ AT LEAST 1 LSTD	0
HAS D018-D043 CODE	1,187			D018-43 W/ AT LEAST 1 LSTD	472
		HAS AN F CODE	0	F WASTE W/ AT LEAST 1 CHAR	58
		HAS A K CODE	0	K WASTE W/ AT LEAST 1 CHAR	472
		HAS A P CODE	0	P WASTE W/ AT LEAST 1 CHAR	0
		HAS A U CODE	0	U WASTE W/ AT LEAST 1 CHAR	0
TOTAL	1,202	TOTAL	0	TOTAL	530

NOTE: COLUMNS DO NOT SUM TO TOTAL BECAUSE A WASTE CODE MAY APPLY TO MORE THAN ONE WASTE.
MIXTURES WITH IGNITABLE, CORROSIVE, REACTIVE, D004-17, AND D018-43 CHARACTERISTIC CODES ALSO MAY CONTAIN OTHER CHARACTERISTIC WASTE CODES.
SIMILARLY, WASTES WITH F,K,P, AND U LISTED CODES MAY HAVE OTHER LISTED WASTE CODES.

VIRGIN ISLANDS

1993 WASTE MANAGEMENT

6 NUMBER OF RCRA TSD FACILITIES: 1

7 QUANITY OF RCRA HAZARDOUS WASTE MANAGED: 90 TONS

8 FIFTY LARGEST RCRA HAZARDOUS WASTE MANAGEMENT FACILITIES, 1993

RANK	EPAID	SITE NAME	CITY	TONS OF WASTE MANAGED
1	VID980536080	HESS OIL VIRGIN ISLANDS CORP(HOVIC)	ST. CROIX	90
TOTAL				90

NOTE: STATE MAY HAVE FEWER THAN FIFTY FACILITIES THAT MANAGED WASTES.
WASTE ONLY MANAGED BY STORAGE IS NOT INCLUDED.

VIRGIN ISLANDS

1993 WASTE MANAGEMENT, CONTINUED

9 QUANTITY OF RCRA HAZARDOUS WASTE MANAGED BY MANAGEMENT METHOD, 1993

MANAGEMENT METHOD	SYSTEM TYPE CODE	QUANTITY MANAGED (TONS)	PERCENTAGE OF QUANTITY	NUMBER OF FACILITIES	PERCENTAGE OF FACILITIES
AQUEOUS ORGANIC TREATMENT	M081-M089	27	30	1	100
LAND TREATMENT / APPLICATION / FARMING	M131-DISP	63	70	1	100
TOTAL		90	100	1	

10 MANAGEMENT METHOD, BY QUANTITY OF RCRA HAZARDOUS WASTE MANAGED, 1993

MANAGEMENT METHOD	SYSTEM TYPE CODE	QUANTITY MANAGED (TONS)	PERCENTAGE OF QUANTITY	NUMBER OF FACILITIES	PERCENTAGE OF FACILITIES
LAND TREATMENT / APPLICATION / FARMING	M131-DISP	63	70	1	100
AQUEOUS ORGANIC TREATMENT	M081-M089	27	30	1	100
TOTAL		90	100	1	

NOTE: FACILITIES WITH ONLY STORAGE UNITS ARE EXCLUDED.
COLUMNS MAY NOT SUM DUE TO ROUNDING.
COLUMNS MAY NOT SUM TO TOTAL BECAUSE FACILITIES MAY HAVE MULTIPLE HANDLING METHODS.

VIRGIN ISLANDS

1993 WASTE MANAGEMENT, CONTINUED

11 MANAGEMENT METHOD AND QUANTITY OF RCRA HAZARDOUS WASTE MANAGED BY NUMBER OF FACILITIES, 1993

MANAGEMENT METHOD	SYSTEM TYPE CODE	QUANTITY MANAGED (TONS)	PERCENTAGE OF QUANTITY	NUMBER OF FACILITIES	PERCENTAGE OF FACILITIES
AQUEOUS ORGANIC TREATMENT	M081-M089	27	30	1	100
LAND TREATMENT / APPLICATION / FARMING	M131-DISP	63	70	1	100
TOTAL		90	100	1	

NOTE: FACILITIES WITH ONLY STORAGE UNITS ARE EXCLUDED.
COLUMNS MAY NOT SUM DUE TO ROUNDING.
COLUMNS MAY NOT SUM TO TOTAL BECAUSE FACILITIES MAY HAVE MULTIPLE HANDLING METHODS.

12 QUANTITY AND PERCENTAGE OF RCRA HAZARDOUS WASTEWATER AND NON-WASTEWATER MANAGED IN 1993

MANAGEMENT TYPE	TONS	PERCENTAGE
WASTEWATER	27	29.5
NON-WASTEWATER	63	70.5
TOTAL	90	100.0

VIRGIN ISLANDS

1993 WASTE SHIPMENTS

13 NUMBER OF RCRA HAZARDOUS WASTE SHIPPERS: 1

14 QUANITIY OF RCRA HAZARDOUS WASTE SHIPPED: 2,171 TONS

15 FIFTY LARGEST RCRA HAZARDOUS WASTE SHIPPERS, 1993

RANK	EPA ID	SITE NAME	CITY	QUANTITY SHIPPED (TONS)
1	VID980536080	HESS OIL VIRGIN ISLANDS CORP(HOVIC)	ST. CROIX	2,171
TOTAL				2,171

NOTES: COLUMNS MAY NOT SUM DUE TO ROUNDING.
STATE MAY HAVE FEWER THAN FIFTY SHIPPERS.

VIRGIN ISLANDS

THERE WERE NO FACILITIES IN THE VIRGIN ISLANDS THAT REPORTED RECEIVING HAZARDOUS WASTE.

VIRGIN ISLANDS

1993 IMPORTS AND EXPORTS

THE VIRGIN ISLANDS DID NOT IMPORT ANY HAZARDOUS WASTE.

23 QUANTITY OF RCRA HAZARDOUS WASTE EXPORTED: 2,171 TONS

VIRGINIA

1993 WASTE GENERATION

1 NUMBER OF RCRA LARGE QUANTITY GENERATORS (LQGS): 379

2 QUANITY OF RCRA HAZARDOUS WASTE GENERATED: 96,850 TONS

3 FIFTY LARGEST RCRA HAZARDOUS WASTE GENERATORS IN THE STATE, 1993

RANK	EPA ID	SITE NAME	CITY	TOTAL GENERATED (TONS)
1	VAD003122165	HERCULES INC-FRANKLIN PLANT	FRANKLIN	7,988
2	VAD003122553	ROANOKE ELECTRIC STEEL CORPORATION	ROANOKE	6,987
3	VAD023741705	ATLANTIC RESEARCH CORPORATION	GAINESVILLE	5,850
4	VAD065385296	ALLIED SIGNAL INC - HOPEWELL PLT	HOPEWELL	5,707
5	VAD001807031	CORNING INCORPORATED	DANVILLE	4,702
6	VAD003112265	UNION CAMP CORP	FRANKLIN	4,005
7	VAD066000993	AMERICAN TELEPHONE & TELEGRAPH	RICHMOND	3,885
8	VAD077796126	CITGO PETROLEUM CORP	FAIRFAX	3,139
9	VA6170061463	COMMANDER NAVAL BASE	NORFOLK	2,828
10	VAD980554539	E I DUPONT NEMOURS & CO INC	CEDARVILLE	2,591
11	VAD098442148	CONTROLS CORPORATION OF AMERICA	VIRGINIA BEACH	2,322
12	VAD981108798	ATLANTIC WOOD INDUSTRIES	NEWSOMS	1,976
13	VAD000820506	LYNCHBURG FOUNDRY ARCHER CREEK PLANT	LYNCHBURG	1,742
14	VAD003111416	PRILLAMAN CHEMICAL CORP	MARTINSVILLE	1,734
15	VAD050990357	AMOCO OIL CO YORKTOWN REFINERY	YORKTOWN	1,254
16	VAD065417008	GRIFFIN PIPE PRODUCTS CO	LYNCHBURG	1,241
17	VA1210020730	RADFORD ARMY AMMUNITION PLT	RADFORD	1,224
18	VAD007941644	NORFOLK & WESTERN RAILWAY CO	ROANOKE	1,129
19	VAD981034895	AUTOMATA INC	STERLING	1,037
20	VAD083059311	VIRGINIA GALVANIZING CORP	ASHLAND	1,018
21	VAD000820514	LYNCHBURG FOUNDRY LOWER BASIN	LYNCHBURG	1,007
22	VAD054039961	FEDERAL MOGUL CORP-BLACKSBURG	BLACKSBURG	1,000
23	VA4570024477	LANGLEY AIR FORCE BASE	LANGLEY AIR FORCE BASE	997
24	VAD003121050	VIRGINIA MIRROR COMPANY	MARTINSVILLE	929
25	VAD001705110	MERCK & CO- STONEWALL PLT	ELKTON	870
26	VAD055046049	COOK COMPOSITES AND POLYMERS CO	CHATHAM	846
27	VAD046979498	RICHMOND GRAVURE/INTER PAPER	RICHMOND	766
28	VAD024384489	INSTEEL WIRE PRODUCTS	FREDERICKSBURG	737
29	VAD009305137	DUPONT, E I DE NEMOURS & CO INC-RICHMOND	RICHMOND	726
30	VAD003177391	FORD MOTOR CO NORFOLK ASSEMBLY PLT	NORFOLK	716
31	VAD001307495	NEWPORT NEWS SHIPBUILDING FMC NSD USS KI	NEWPORT NEWS	689
32	VA1170024813	NORFOLK NAVAL SHIPYARD	PORTSMOUTH	664
33	VAD105838874	DYNACHEM TECHNOLOGIES INC	NEW CHURCH	663
34	VA0572890002	VIRGINIA AIR NATIONAL GUARD	SANDSTON	637
35	VAD980551782	GE FANUC AUTOMATION NA INC	CHARLOTTESVILLE	628
36	VAD000798702	WESTVACO FOLDING CARTON DIV	RICHMOND	585
37	VAD988170684	HICKSON DANCHEM CORPORATION	DANVILLE	561
38	VAD988217964	STAR ENTERPRISE NORFOLK TERM	CHESAPEAKE	556
39	VA9170022488	NAVAL RADIO TRANSMITTING FACILITY	DRIVER	518
40	VAD003175262	HOECHST CELANESE CORP	PORTSMOUTH	479
41	VAD003114832	DUPONT, E I DE NEMOURS & CO WAYNEBORO	WAYNESBORO	463
42	VAD098454192	WAYTEC ELECTRONICS CORP	LYNCHBURG	448
43	VAD086293719	ERC-PRETREATMENT FACILITY	RICHMOND	431
44	VAD980714588	WESTVACO FOLDING CARTON DIV	RICHMOND	422
45	VAD065386906	CHEMTREAT INC	ASHLAND	401
46	VAD003177474	CONOCO INC-NORFOLK TERMINAL	CHESAPEAKE	397
47	VAD065378515	BELLWOOD PRINTING PLANT	RICHMOND	387
48	VA5170022482	NAVAL AMPHIBIOUS BASE LITTLE CREEK	NORFOLK	387
49	VAD988175055	CWM HOPEWELL FACILITY	PRINCE GEORGE	380
50	VAD010070043	HOWMET CORPORATION	HAMPTON	376
TOTAL				81,030

NOTE: STATE MAY HAVE FEWER THAN FIFTY GENERATORS.

VIRGINIA

1993 WASTE GENERATION, CONTINUED

4 QUANTITIES OF WASTE GENERATED IN 1993 THAT WERE

- REPORTED WITH ONLY CHARACTERISTIC WASTE CODES
- REPORTED WITH ONLY LISTED WASTE CODES
- REPORTED WITH BOTH CHARACTERISTIC AND LISTED WASTE CODES

WASTE HAS ONLY CHARACTERISTIC CODES	TONS OF WASTE GENERATED	WASTE HAS ONLY LISTED CODES	TONS OF WASTE GENERATED	WASTE HAS BOTH CHARACTERISTIC AND LISTED CODES	TONS OF WASTE GENERATED
ONLY IGNITABLE	3,231	ONLY AN F CODE	7,259		
ONLY CORROSIVE	7,003	ONLY A K CODE	7,456		
ONLY REACTIVE	474	ONLY A P CODE	2		
ONLY D004-17	14,124	ONLY A U CODE	171		
ONLY D018-43	5,928				
HAS MORE THAN ONE CHARACTERISTIC CODE	29,079	HAS MORE THAN ONE LISTED CODE	6,401		
TOTAL	59,839	TOTAL	21,290	TOTAL CHAR. AND LISTED	15,688

5 QUANTITIES OF WASTE GENERATED IN 1993 THAT WERE MULTIPLY CODED

WASTE HAS ONLY CHARACTERISTIC CODES BUT MORE THAN ONE APPLIES	TONS OF WASTE GENERATED	ONLY LISTED CODES BUT HAS MORE THAN ONE	TONS OF WASTE GENERATED	BOTH CHAR. & LISTED CODES	TONS OF WASTE GENERATED
HAS IGNITABLE CODE	18,276			IGN. W/ AT LEAST 1 LSTD	11,732
HAS CORROSIVE CODE	24,122			CORR. W/ AT LEAST 1 LSTD	867
HAS REACTIVE CODE	178			REACT. W/ AT LEAST 1 LSTD	213
HAS D004-D017 CODE	12,196			D004-17 W/ AT LEAST 1 LSTD	9,413
HAS D018-D043 CODE	5,026			D018-43 W/ AT LEAST 1 LSTD	8,485
		HAS AN F CODE	6,401	F WASTE W/ AT LEAST 1 CHAR	14,761
		HAS A K CODE	654	K WASTE W/ AT LEAST 1 CHAR	1,154
		HAS A P CODE	2	P WASTE W/ AT LEAST 1 CHAR	16
		HAS A U CODE	5,747	U WASTE W/ AT LEAST 1 CHAR	140
TOTAL	29,079	TOTAL	6,401	TOTAL	15,688

NOTE: COLUMNS DO NOT SUM TO TOTAL BECAUSE A WASTE CODE MAY APPLY TO MORE THAN ONE WASTE.
MIXTURES WITH IGNITABLE, CORROSIVE, REACTIVE, D004-17, AND D018-43 CHARACTERISTIC CODES ALSO MAY CONTAIN OTHER CHARACTERISTIC WASTE CODES.
SIMILARLY, WASTES WITH F,K,P, AND U LISTED CODES MAY HAVE OTHER LISTED WASTE CODES.

VIRGINIA

1993 WASTE MANAGEMENT

6 NUMBER OF RCRA TSD FACILITIES: 59

7 QUANITY OF RCRA HAZARDOUS WASTE MANAGED: 81,550 TONS

8 FIFTY LARGEST RCRA HAZARDOUS WASTE MANAGEMENT FACILITIES, 1993

RANK	EPAID	SITE NAME	CITY	TONS OF WASTE MANAGED
1	VAD086293719	ERC-PRETREATMENT FACILITY	RICHMOND	22,515
2	VAD042755082	SOLITE CORPORATION	ARVONIA	15,122
3	VAD046970521	VIRGINIA SOLITE COMPANY	CASCADE	15,008
4	VAD003122165	HERCULES INC-FRANKLIN PLANT	FRANKLIN	7,818
5	VAD023741705	ATLANTIC RESEARCH CORPORATION	GAINESVILLE	5,721
6	VAD065385296	ALLIED SIGNAL INC - HOPEWELL PLT	HOPEWELL	5,474
7	VAD003111416	PRILLAMAN CHEMICAL CORP	MARTINSVILLE	4,990
8	VAD065417008	GRIFFIN PIPE PRODUCTS CO	LYNCHBURG	1,236
9	VAD988175055	CWM HOPEWELL FACILITY	PRINCE GEORGE	828
10	VAD001705110	MERCK & CO- STONEWALL PLT	ELKTON	826
11	VAD055046049	COOK COMPOSITES AND POLYMERS CO	CHATHAM	800
12	VAD046979498	RICHMOND GRAVURE/INTER PAPER	RICHMOND	545
13	VAD050990357	AMOCO OIL CO YORKTOWN REFINERY	YORKTOWN	322
14	VA1210020730	RADFORD ARMY AMMUNITION PLT	RADFORD	283
15	VA8170024170	NAVAL WEAPONS STATION	YORKTOWN	48
16	VAD981112618	ATLANTIC REARCH CORP ORANGE	RHOADSVILLE	11
17	VA7800020888	GSFC/NASA WALLOPS FLIGHT FACILITY	WALLOPS ISLAND	2
18	VA2210020416	U S ARMY-FORT HILL AP	BOWLING GREEN	1
TOTAL				81,550

NOTE: STATE MAY HAVE FEWER THAN FIFTY FACILITIES THAT MANAGED WASTES.
WASTE ONLY MANAGED BY STORAGE IS NOT INCLUDED.

VIRGINIA

1993 WASTE MANAGEMENT, CONTINUED

9 QUANTITY OF RCRA HAZARDOUS WASTE MANAGED BY MANAGEMENT METHOD, 1993

MANAGEMENT METHOD	SYSTEM TYPE CODE	QUANTITY MANAGED (TONS)	PERCENTAGE OF QUANTITY	NUMBER OF FACILITIES	PERCENTAGE OF FACILITIES
SOLVENTS RECOVERY	M021-M029	5,816	7	2	11
OTHER RECOVERY	M031-M039	1,150	1	2	11
INCINERATION	M041-M049	14,377	18	5	28
ENERGY RECOVERY (REUSE AS FUEL)	M051-M059	30,491	37	3	17
AQUEOUS INORGANIC TREATMENT	M071-M079	184	0	1	6
AQUEOUS ORGANIC TREATMENT	M081-M089	22,515	28	1	6
STABILIZATION	M111-M119	1,236	2	1	6
OTHER TREATMENT	M121-M129	5,781	7	4	22
TOTAL		81,550	100	18	

10 MANAGEMENT METHOD, BY QUANTITY OF RCRA HAZARDOUS WASTE MANAGED, 1993

MANAGEMENT METHOD	SYSTEM TYPE CODE	QUANTITY MANAGED (TONS)	PERCENTAGE OF QUANTITY	NUMBER OF FACILITIES	PERCENTAGE OF FACILITIES
ENERGY RECOVERY (REUSE AS FUEL)	M051-M059	30,491	37	3	17
AQUEOUS ORGANIC TREATMENT	M081-M089	22,515	28	1	6
INCINERATION	M041-M049	14,377	18	5	28
SOLVENTS RECOVERY	M021-M029	5,816	7	2	11
OTHER TREATMENT	M121-M129	5,781	7	4	22
STABILIZATION	M111-M119	1,236	2	1	6
OTHER RECOVERY	M031-M039	1,150	1	2	11
AQUEOUS INORGANIC TREATMENT	M071-M079	184	0	1	6
TOTAL		81,550	100	18	

NOTE: FACILITIES WITH ONLY STORAGE UNITS ARE EXCLUDED.
COLUMNS MAY NOT SUM DUE TO ROUNDING.
COLUMNS MAY NOT SUM TO TOTAL BECAUSE FACILITIES MAY HAVE MULTIPLE HANDLING METHODS.

VIRGINIA

1993 WASTE MANAGEMENT, CONTINUED

11 MANAGEMENT METHOD AND QUANTITY OF RCRA HAZARDOUS WASTE MANAGED BY NUMBER OF FACILITIES, 1993

MANAGEMENT METHOD	SYSTEM TYPE CODE	QUANTITY MANAGED (TONS)	PERCENTAGE OF QUANTITY	NUMBER OF FACILITIES	PERCENTAGE OF FACILITIES
INCINERATION	M041-M049	14,377	18	5	28
OTHER TREATMENT	M121-M129	5,781	7	4	22
ENERGY RECOVERY (REUSE AS FUEL)	M051-M059	30,491	37	3	17
SOLVENTS RECOVERY	M021-M029	5,816	7	2	11
OTHER RECOVERY	M031-M039	1,150	1	2	11
AQUEOUS INORGANIC TREATMENT	M071-M079	184	0	1	6
AQUEOUS ORGANIC TREATMENT	M081-M089	22,515	28	1	6
STABILIZATION	M111-M119	1,236	2	1	6
TOTAL		81,550	100	18	

NOTE: FACILITIES WITH ONLY STORAGE UNITS ARE EXCLUDED.
COLUMNS MAY NOT SUM DUE TO ROUNDING.
COLUMNS MAY NOT SUM TO TOTAL BECAUSE FACILITIES MAY HAVE MULTIPLE HANDLING METHODS.

12 QUANTITY AND PERCENTAGE OF RCRA HAZARDOUS WASTEWATER AND NON-WASTEWATER MANAGED IN 1993

MANAGEMENT TYPE	TONS	PERCENTAGE
WASTEWATER	29,280	35.9
NON-WASTEWATER	52,270	64.1
TOTAL	81,550	100.0

VIRGINIA

1993 WASTE SHIPMENTS

13 NUMBER OF RCRA HAZARDOUS WASTE SHIPPERS: 376

14 QUANITIY OF RCRA HAZARDOUS WASTE SHIPPED: 99,430 TONS

15 FIFTY LARGEST RCRA HAZARDOUS WASTE SHIPPERS, 1993

RANK	EPA ID	SITE NAME	CITY	QUANTITY SHIPPED (TONS)
1	VAD098443443	OLDOVER CORP	ARVONIA	15,620
2	VAD077942266	OLDOVER CORPORATION	CASCADE	15,237
3	VAD003122553	ROANOKE ELECTRIC STEEL CORPORATION	ROANOKE	6,987
4	VAD001807031	CORNING INCORPORATED	DANVILLE	4,702
5	VAD066000993	AMERICAN TELEPHONE & TELEGRAPH	RICHMOND	3,885
6	VAD077796126	CITGO PETROLEUM CORP	FAIRFAX	3,139
7	VAD980554539	E I DUPONT NEMOURS & CO INC	CEDARVILLE	2,596
8	VA6170061463	COMMANDER NAVAL BASE	NORFOLK	2,209
9	VAD003111416	PRILLAMAN CHEMICAL CORP	MARTINSVILLE	1,749
10	VAD000820506	LYNCHBURG FOUNDRY ARCHER CREEK PLANT	LYNCHBURG	1,743
11	VAD000737346	SAFETY KLEEN CORP 3-121-01	CHESAPEAKE	1,311
12	VAD981043011	SAFETY-KLEEN CORP 3-154-01	CHESTER	1,212
13	VAD007941644	NORFOLK & WESTERN RAILWAY CO	ROANOKE	1,129
14	VAD981034895	AUTOMATA INC	STERLING	1,037
15	VAD000737361	SAFETY KLEEN CORP 3-155-01	VINTON	1,033
16	VAD083059311	VIRGINIA GALVANIZING CORP	ASHLAND	1,018
17	VAD054039961	FEDERAL MOGUL CORP-BLACKSBURG	BLACKSBURG	1,006
18	VAD981042955	SAFETY-KLEEN CORP 3-026-01	BRISTOL	998
19	VA4570024477	LANGLEY AIR FORCE BASE	LANGLEY AIR FORCE BASE	997
20	VAD000820514	LYNCHBURG FOUNDRY LOWER BASIN	LYNCHBURG	990
21	VA1210020730	RADFORD ARMY AMMUNITION PLT	RADFORD	941
22	VAD050990357	AMOCO OIL CO YORKTOWN REFINERY	YORKTOWN	933
23	VAD003121050	VIRGINIA MIRROR COMPANY	MARTINSVILLE	929
24	VAD988175055	CWM HOPEWELL FACILITY	PRINCE GEORGE	847
25	VAD024384489	INSTEEL WIRE PRODUCTS	FREDERICKSBURG	737
26	VAD003177391	FORD MOTOR CO NORFOLK ASSEMBLY PLT	NORFOLK	716
27	VAD001307495	NEWPORT NEWS SHIPBUILDING FMC NSD USS KI	NEWPORT NEWS	710
28	VAD009305137	DUPONT, E. I DE NEMOURS & CO INC-RICHMOND	RICHMOND	691
29	VAD105838874	DYNACHEM TECHNOLOGIES INC	NEW CHURCH	663
30	VA0572890002	VIRGINIA AIR NATIONAL GUARD	SANDSTON	637
31	VAD980551782	GE FANUC AUTOMATION NA INC	CHARLOTTESVILLE	619
32	VAD000798702	WESTVACO FOLDING CARTON DIV	RICHMOND	585
33	VAD988170684	HICKSON DANCHEM CORPORATION	DANVILLE	562
34	VAD988217964	STAR ENTERPRISE NORFOLK TERM	CHESAPEAKE	556
35	VA9170022488	NAVAL RADIO TRANSMITTING FACILITY	DRIVER	518
36	VAD003175262	HOECHST CELANESE CORP	PORTSMOUTH	479
37	VA1170024813	NORFOLK NAVAL SHIPYARD	PORTSMOUTH	459
38	VAD098454192	WAYTEC ELECTRONICS CORP	LYNCHBURG	448
39	VAD003114832	DUPONT, E I DE NEMOURS & CO WAYNEBORO	WAYNESBORO	435
40	VAD980714588	WESTVACO FOLDING CARTON DIV	RICHMOND	422
41	VAD065386906	CHEMTREAT INC	ASHLAND	401
42	VAD003177474	CONOCO INC-NORFOLK TERMINAL	CHESAPEAKE	397
43	VA5170022482	NAVAL AMPHIBIOUS BASE LITTLE CREEK	NORFOLK	393
44	VAD065378515	BELLWOOD PRINTING PLANT	RICHMOND	387
45	VAD010070043	HOWMET CORPORATION	HAMPTON	376
46	VAD982573156	C S POLYMER INC	NEWPORT NEWS	327
47	VAD066003161	VOLVO GM HEAVEY TRUCK CORP	DUBLIN	323
48	VAD003109360	J.W. FERGUSSON & SONS INC	RICHMOND	309
49	VAD001936301	PRIMARY CORPORATION	RICHMOND	288
50	VA8213720321	U S ARMY TRANSPORTATION CENTER	FORT EUSTIS	278
TOTAL				84,967

NOTES: COLUMNS MAY NOT SUM DUE TO ROUNDING.
STATE MAY HAVE FEWER THAN FIFTY SHIPPERS.

VIRGINIA

1993 WASTE RECEIPTS

16 NUMBER OF RCRA HAZARDOUS WASTE RECEIVERS: 18

17 QUANITIY OF RCRA HAZARDOUS WASTE RECEIVED: 88,137 TONS

18 FIFTY LARGEST RCRA HAZARDOUS WASTE RECEIVERS, 1993

RANK	EPA ID	SITE NAME	CITY	QUANTITY RECEIVED (TONS)
1	VAD086293719	ERC-PRETREATMENT FACILITY	RICHMOND	19,302
2	VAD042755082	SOLITE CORPORATION	ARVONIA	15,122
3	VAD046970521	VIRGINIA SOLITE COMPANY	CASCADE	15,008
4	VAD077942266	OLDOVER CORPORATION	CASCADE	14,987
5	VAD098443443	OLDOVER CORP	ARVONIA	14,903
6	VAD003111416	PRILLAMAN CHEMICAL CORP	MARTINSVILLE	2,495
7	VAD981043011	SAFETY-KLEEN CORP 3-154-01	CHESTER	1,983
8	VAD000737346	SAFETY KLEEN CORP 3-121-01	CHESAPEAKE	1,275
9	VAD000737361	SAFETY KLEEN CORP 3-155-01	VINTON	1,216
10	VAD988175055	CWM HOPEWELL FACILITY	PRINCE GEORGE	828
11	VAD981042955	SAFETY-KLEEN CORP 3-026-01	BRISTOL	821
12	VAD062373600	ASHLAND CHEMICAL CO., DIV ASHLAND OIL IN	ROANOKE	122
13	VA6170061463	COMMANDER NAVAL BASE	NORFOLK	62
14	VA5170022482	NAVAL AMPHIBIOUS BASE LITTLE CREEK	NORFOLK	6
15	VA1170024813	NORFOLK NAVAL SHIPYARD	PORTSMOUTH	3
16	VA8170024170	NAVAL WEAPONS STATION	YORKTOWN	2
17	VA7800020888	GSFC/NASA WALLOPS FLIGHT FACILITY	WALLOPS ISLAND	2
18	VA2210020416	U S ARMY-FORT HILL AP	BOWLING GREEN	1
TOTAL				88,137

NOTES: COLUMNS MAY NOT SUM DUE TO ROUNDING.
STATE MAY HAVE FEWER THAN FIFTY FACILITIES THAT RECEIVED WASTE.

VIRGINIA

1993 WASTE RECEIPTS, CONTINUED

19 QUANTITY OF RCRA HAZARDOUS WASTE MANAGED, BY MANGEMENT METHOD, LIMITED TO WASTE RECEIVED FROM OFFSITE, 1993

MANAGEMENT METHOD	SYSTEM TYPE CODE	QUANTITY MANAGED (TONS)	PERCENTAGE OF QUANTITY	NUMBER OF FACILITIES	PERCENTAGE OF FACILITIES
SOLVENTS RECOVERY	M021-M029	2,495	5	1	13
OTHER RECOVERY	M031-M039	828	2	1	13
INCINERATION	M041-M049	2	0	1	13
ENERGY RECOVERY (REUSE AS FUEL)	M051-M059	30,129	57	2	25
AQUEOUS ORGANIC TREATMENT	M081-M089	19,302	37	1	13
OTHER TREATMENT	M121-M129	3	0	2	25
TOTAL		52,759	100	8	

20 MANAGEMENT METHOD, BY QUANTITY OF RCRA HAZARDOUS WASTE MANAGED, LIMITED TO WASTE RECEIVED FROM OFFSITE, 1993

MANAGEMENT METHOD	SYSTEM TYPE CODE	QUANTITY MANAGED (TONS)	PERCENTAGE OF QUANTITY	NUMBER OF FACILITIES	PERCENTAGE OF FACILITIES
ENERGY RECOVERY (REUSE AS FUEL)	M051-M059	30,129	57	2	25
AQUEOUS ORGANIC TREATMENT	M081-M089	19,302	37	1	13
SOLVENTS RECOVERY	M021-M029	2,495	5	1	13
OTHER RECOVERY	M031-M039	828	2	1	13
OTHER TREATMENT	M121-M129	3	0	2	25
INCINERATION	M041-M049	2	0	1	13
TOTAL		52,759	100	8	

NOTE: FACILITIES WITH ONLY STORAGE UNITS ARE EXCLUDED.
COLUMNS MAY NOT SUM DUE TO ROUNDING.
COLUMNS MAY NOT SUM TO TOTAL BECAUSE FACILITIES MAY HAVE MULTIPLE HANDLING METHODS.

VIRGINIA

1993 WASTE RECEIPTS, CONTINUED

21 MANAGEMENT METHOD AND QUANTITY OF RCRA HAZARDOUS WASTE MANAGED, BY NUMBER OF FACILITIES, LIMITED TO WASTE RECEIVED FROM OFF SITE, 1993

MANAGEMENT METHOD	SYSTEM TYPE CODE	QUANTITY MANAGED (TONS)	PERCENTAGE OF QUANTITY	NUMBER OF FACILITIES	PERCENTAGE OF FACILITIES
ENERGY RECOVERY (REUSE AS FUEL)	M051-M059	30,129	57	2	25
OTHER TREATMENT	M121-M129	3	0	2	25
SOLVENTS RECOVERY	M021-M029	2,495	5	1	13
OTHER RECOVERY	M031-M039	828	2	1	13
INCINERATION	M041-M049	2	0	1	13
AQUEOUS ORGANIC TREATMENT	M081-M089	19,302	37	1	13
TOTAL		52,759	100	8	

NOTE: FACILITIES WITH ONLY STORAGE UNITS ARE EXCLUDED.
COLUMNS MAY NOT SUM DUE TO ROUNDING.
COLUMNS MAY NOT SUM TO TOTAL BECAUSE FACILITIES MAY HAVE MULTIPLE HANDLING METHODS.

VIRGINIA

1993 IMPORTS AND EXPORTS

22	QUANTITY OF RCRA HAZARDOUS WASTE IMPORTED:	27,694	TONS
23	QUANTITY OF RCRA HAZARDOUS WASTE EXPORTED:	56,854	TONS

WASHINGTON

1993 WASTE GENERATION

1 NUMBER OF RCRA LARGE QUANTITY GENERATORS (LQGS): 766

2 QUANITY OF RCRA HAZARDOUS WASTE GENERATED: 14,397,985 TONS

3 FIFTY LARGEST RCRA HAZARDOUS WASTE GENERATORS IN THE STATE, 1993

RANK	EPA ID	SITE NAME	CITY	TOTAL GENERATED (TONS)
1	WAD009275082	SHELL OIL COMPANY	ANACORTES	7,600,519
2	WAD041337130	FABRICATION DIVISION AUBURN SITE	AUBURN	2,426,764
3	WAD009242314	OCCIDENTAL CHEMICAL CORP	TACOMA	1,097,570
4	WAD980738868	MATSUSHITA SEMICONDUCTOR CORP.	PUYALLUP	779,498
5	WAD009252297	GEORGIA-PACIFIC CORP., BELLINGHAM OPERAT	BELLINGHAM	650,387
6	WAD980833099	SEH AMERICA, INC.	VANCOUVER	448,309
7	WAD980835680	ADVANCED SILICON MATERIALS	MOSES LAKE	204,809
8	WAD980978951	PACIFIC CIRCUITS, INC.	REDMOND	148,277
9	WAD009491200	INDUSTRIAL PLATING CORPORATION	SEATTLE	96,414
10	WAD980982383	AVX-VANCOUVER CORPORATION	VANCOUVER	83,209
11	WAD988466900	HYTEK FINISHES CO	KENT	67,816
12	WAD041920554	ASKO PROCESSING, INC.	SEATTLE	62,453
13	WAD041585464	BOEING - EVERETT	EVERETT	61,740
14	WAD981772957	ART BRASS PLATING, INC.	SEATTLE	50,292
15	WAD988466942	WEYERHAEUSER - DUPONT	DUPONT	47,457
16	WAD089343354	CIRCUIT SERVICES, INC.	BELLEVUE	45,465
17	WAD042800656	SANDVIK SPECIAL METALS CORPORATION	FINLEY	45,164
18	WAD051247716	DAVIS WIRE CORPORATION	KENT	43,708
19	WAD070046743	WESTAK NORTH	REDMOND	42,779
20	WAD000064642	JOHNSON MATTHEY ELECTRONICS	SPOKANE	31,726
21	WAD009262171	BOEING RENTON	RENTON	31,669
22	WAD048440424	KEY TRONIC CORPORATION	SPOKANE	29,176
23	WAD063341424	PROTECTIVE COATING INC	KENT	23,622
24	WAD982652828	BOEING-GATEWAY	TUKWILA	21,002
25	WAD000643494	CENTRALIA STEAM-ELECTRIC PLANT	CENTRALIA	18,020
26	WA2170023418	PUGET SOUND NAVAL SHIPYARD	BREMERTON	16,419
27	WAD988474078	CIRCUIT TECHNOLOGY, INC	REDMOND	16,401
28	WAD058367152	NORTHWEST ENVIROSERVICE, INC.	SEATTLE	14,346
29	WAD980982037	NORTH BOEING FIELD	SEATTLE	13,618
30	WAD000812909	BURLINGTON ENVIRONMENTAL, INC. GEORGETWN	SEATTLE	12,493
31	WA7890008967	U.S. DEPARTMENT OF ENERGY, HANFORD SITE	RICHLAND	11,032
32	WAD988487583	SALMON BAY STEEL, CORP. W SEAT	SEATTLE	10,766
33	WAD020257945	BURLINGTON ENVIRONMENTAL INC TACOMA FAC	TACOMA	10,700
34	WAD082506767	CIRCUITS ENGINEERING INC	BOTHELL	10,640
35	WAD988474128	ARROW TRANSPORTATION COMPANY	TACOMA	9,721
36	WAD009276197	TEXACO REFINING & MARKETING	ANACORTES	8,193
37	WAD057068561	REYNOLDS METALS CO	LONGVIEW	7,848
38	WAD990828642	COLUMBIA ALUMINUM CORPORATION	GOLDENDALE	7,753
39	WAD044038073	UNIVERSAL MANUFACTURING CORPORATION	WOODINVILLE	7,398
40	WAD009257999	EMIL ASSOCIATES	SEATTLE	5,508
41	WAD009270794	ALCOA - WENATCHEE WORKS	WENATCHEE	4,433
42	WAD001882984	KAISER ALUMINUM - TACOMA WORKS	TACOMA	3,935
43	WAD061670766	BOEING DEFENSE & SPACE GRP KENT CENTER	KENT	3,470
44	WAD981769110	SOL-PRO, INC.	TACOMA	3,448
45	WAD000065508	KAISER ALUMINUM MEAD WORKS	MEAD	3,369
46	WAD981766751	VANALCO, INC	VANCOUVER	3,059
47	WAD130586621	PRECISION CIRCUITS, INC.	LYNNWOOD	2,972
48	WAD092300250	BURLINGTON ENVIRONMENTAL, INC. WASHOUGAL	WASHOUGAL	2,898
49	WAD009253246	ELF ATOCHEM NORTH AMERICA, INC.	TACOMA	2,815
50	WAD088722947	TC SYSTEMS, INC.	EVERETT	2,768
TOTAL				14,353,849

NOTE: STATE MAY HAVE FEWER THAN FIFTY GENERATORS.

WASHINGTON

1993 WASTE GENERATION, CONTINUED

4 QUANTITIES OF WASTE GENERATED IN 1993 THAT WERE

- REPORTED WITH ONLY CHARACTERISTIC WASTE CODES
- REPORTED WITH ONLY LISTED WASTE CODES
- REPORTED WITH BOTH CHARACTERISTIC AND LISTED WASTE CODES

WASTE HAS ONLY CHARACTERISTIC CODES	TONS OF WASTE GENERATED	WASTE HAS ONLY LISTED CODES	TONS OF WASTE GENERATED	WASTE HAS BOTH CHARACTERISTIC AND LISTED CODES	TONS OF WASTE GENERATED
ONLY IGNITABLE	2,847	ONLY AN F CODE	129,804		
ONLY CORROSIVE	2,766,606	ONLY A K CODE	43,816		
ONLY REACTIVE	630	ONLY A P CODE	5		
ONLY D004-17	3,463,707	ONLY A U CODE	220		
ONLY D018-43	60,020				
HAS MORE THAN ONE CHARACTERISTIC CODE	117,685	HAS MORE THAN ONE LISTED CODE	1,327		
TOTAL	6,411,496	TOTAL	175,172	TOTAL CHAR. AND LISTED	7,811,317

5 QUANTITIES OF WASTE GENERATED IN 1993 THAT WERE MULTIPLY CODED

WASTE HAS ONLY CHARACTERISTIC CODES BUT MORE THAN ONE APPLIES	TONS OF WASTE GENERATED	ONLY LISTED CODES BUT HAS MORE THAN ONE	TONS OF WASTE GENERATED	BOTH CHAR. & LISTED CODES	TONS OF WASTE GENERATED
HAS IGNITABLE CODE	28,763			IGN. W/ AT LEAST 1 LSTD	14,729
HAS CORROSIVE CODE	99,173			CORR. W/ AT LEAST 1 LSTD	1,317
HAS REACTIVE CODE	7,063			REACT. W/ AT LEAST 1 LSTD	1,034
HAS D004-D017 CODE	105,184			D004-17 W/ AT LEAST 1 LSTD	159,422
HAS D018-D043 CODE	8,772			D018-43 W/ AT LEAST 1 LSTD	7,652,636
		HAS AN F CODE	1,209	F WASTE W/ AT LEAST 1 CHAR	7,811,065
		HAS A K CODE	275	K WASTE W/ AT LEAST 1 CHAR	113
		HAS A P CODE	119	P WASTE W/ AT LEAST 1 CHAR	206
		HAS A U CODE	1,052	U WASTE W/ AT LEAST 1 CHAR	138
TOTAL	117,685	TOTAL	1,327	TOTAL	7,811,317

NOTE: COLUMNS DO NOT SUM TO TOTAL BECAUSE A WASTE CODE MAY APPLY TO MORE THAN ONE WASTE.
MIXTURES WITH IGNITABLE, CORROSIVE, REACTIVE, D004-17, AND D018-43 CHARACTERISTIC CODES ALSO MAY CONTAIN OTHER CHARACTERISTIC WASTE CODES.
SIMILARLY, WASTES WITH F,K,P, AND U LISTED CODES MAY HAVE OTHER LISTED WASTE CODES.

WASHINGTON

1993 WASTE MANAGEMENT

6 NUMBER OF RCRA TSD FACILITIES: 40

7 QUANITY OF RCRA HAZARDOUS WASTE MANAGED: 10,159,540 TONS

8 FIFTY LARGEST RCRA HAZARDOUS WASTE MANAGEMENT FACILITIES, 1993

RANK	EPAID	SITE NAME	CITY	TONS OF WASTE MANAGED
1	WAD009275082	SHELL OIL COMPANY	ANACORTES	7,600,025
2	WAD041337130	FABRICATION DIVISION AUBURN SITE	AUBURN	2,423,653
3	WAD041585464	BOEING - EVERETT	EVERETT	44,398
4	WAD009262171	BOEING RENTON	RENTON	27,630
5	WAD058367152	NORTHWEST ENVIROSERVICE, INC.	SEATTLE	11,436
6	WA7890008967	U.S. DEPARTMENT OF ENERGY, HANFORD SITE	RICHLAND	11,030
7	WA2170023418	PUGET SOUND NAVAL SHIPYARD	BREMERTON	10,987
8	WAD009276197	TEXACO REFINING & MARKETING	ANACORTES	7,431
9	WAD020257945	BURLINGTON ENVIRONMENTAL INC TACOMA FAC	TACOMA	5,567
10	WAD000812909	BURLINGTON ENVIRONMENTAL, INC. GEORGETWN	SEATTLE	4,966
11	WAD990828642	COLUMBIA ALUMINUM CORPORATION	GOLDENDALE	3,872
12	WAD991281767	BURLINGTON ENVIRONMENTAL INC KENT FACILI	KENT	2,540
13	WAD980738512	CLEANCARE CORPORATION	TACOMA	1,754
14	WAD069548154	ARCO PRODUCTS COMPANY	BLAINE	832
15	WAD009488131	INTALCO ALUMINUM CORP	FERNDALE	764
16	WAD009250366	TOSCO NW COMPANY FERNDALE REFINERY	FERNDALE	726
17	WAD092300250	BURLINGTON ENVIRONMENTAL, INC. WASHOUGAL	WASHOUGAL	592
18	WA1170023419	NAVAL UNDERSEA WARFARE CTR DIVSN KEYPORT	KEYPORT	506
19	WAD037991528	WASHINGTON CHEMICAL, INC.	SPOKANE	366
20	WA9214053465	US ARMY FORT LEWIS	FORT LEWIS	187
21	WAD009252891	REICHOLD CHEMICALS INC	TACOMA	89
22	WAD027530526	BAY ZINC COMPANY, INC.	MOXEE	55
23	WAD000812917	BURLINGTON ENVIR INC PIER 91 FACILITY	SEATTLE	49
24	WA1891406349	BPA ROSS COMPLEX	VANCOUVER	32
25	WAD058139304	LAVALLEY EQUIPMENT CORP	VANCOUVER	22
26	WAD041485301	WASHINGTON STATE UNIVERSITY	PULLMAN	14
27	WA4170090001	NAVAL ORDNANCE CTR, PACIFIC DIVISION	PORT HADLOCK	5
28	WAD980976906	HALLMARK REFINING, CORP.	MT VERNON	3
29	WAD980511729	PETROLEUM RECLAIMING SERVICE	TACOMA	2
30	WA8214053995	US ARMY YAKIMA TRAINING CENTER	YAKIMA	2
31	WAD990828402	SIEMENS POWER CORPORATION	RICHLAND	1
32	WAD981769110	SOL-PRO, INC.	TACOMA	1
33	WAD980738488	WA PUBLIC POWER SUPPLY SYSTEM WNP-2	RICHLAND	1
34	WAD000712059	SAFETY-KLEEN CORP 1-181-01	AUBURN	0
35	WAD000712042	SAFETY-KLEEN CORP 7-092-01	LYNNWOOD	0
TOTAL				10,159,540

NOTE: STATE MAY HAVE FEWER THAN FIFTY FACILITIES THAT MANAGED WASTES.
WASTE ONLY MANAGED BY STORAGE IS NOT INCLUDED.

WASHINGTON

1993 WASTE MANAGEMENT, CONTINUED

9 QUANTITY OF RCRA HAZARDOUS WASTE MANAGED BY MANAGEMENT METHOD, 1993

MANAGEMENT METHOD	SYSTEM TYPE CODE	QUANTITY MANAGED (TONS)	PERCENTAGE OF QUANTITY	NUMBER OF FACILITIES	PERCENTAGE OF FACILITIES
OTHER RECOVERY	M031-M039	5,051,475	50	23	66
INCINERATION	M041-M049	416	0	4	11
OTHER TREATMENT	M121-M129	5,102,967	50	18	51
LAND TREATMENT / APPLICATION / FARMING	M131-DISP	3,528	0	3	9
LANDFILL	M132-DISP	1,147	0	2	6
OTHER DISPOSAL SPECIFIED IN COMMENTS	M137-DISP	3	0	2	6
UNKNOWN SYSTEM DUE TO INVALID CODE	UNKNOWN--	3	0	5	14
TOTAL		10,159,540	100	35	

10 MANAGEMENT METHOD, BY QUANTITY OF RCRA HAZARDOUS WASTE MANAGED, 1993

MANAGEMENT METHOD	SYSTEM TYPE CODE	QUANTITY MANAGED (TONS)	PERCENTAGE OF QUANTITY	NUMBER OF FACILITIES	PERCENTAGE OF FACILITIES
OTHER TREATMENT	M121-M129	5,102,967	50	18	51
OTHER RECOVERY	M031-M039	5,051,475	50	23	66
LAND TREATMENT / APPLICATION / FARMING	M131-DISP	3,528	0	3	9
LANDFILL	M132-DISP	1,147	0	2	6
INCINERATION	M041-M049	416	0	4	11
UNKNOWN SYSTEM DUE TO INVALID CODE	UNKNOWN--	3	0	5	14
OTHER DISPOSAL SPECIFIED IN COMMENTS	M137-DISP	3	0	2	6
TOTAL		10,159,540	100	35	

NOTE: FACILITIES WITH ONLY STORAGE UNITS ARE EXCLUDED.
COLUMNS MAY NOT SUM DUE TO ROUNDING.
COLUMNS MAY NOT SUM TO TOTAL BECAUSE FACILITIES MAY HAVE MULTIPLE HANDLING METHODS.

WASHINGTON

1993 WASTE MANAGEMENT, CONTINUED

11 MANAGEMENT METHOD AND QUANTITY OF RCRA HAZARDOUS WASTE MANAGED BY NUMBER OF FACILITIES, 1993

MANAGEMENT METHOD	SYSTEM TYPE CODE	QUANTITY MANAGED (TONS)	PERCENTAGE OF QUANTITY	NUMBER OF FACILITIES	PERCENTAGE OF FACILITIES
OTHER RECOVERY	M031-M039	5,051,475	50	23	66
OTHER TREATMENT	M121-M129	5,102,967	50	18	51
UNKNOWN SYSTEM DUE TO INVALID CODE	UNKNOWN--	3	0	5	14
INCINERATION	M041-M049	416	0	4	11
LAND TREATMENT / APPLICATION / FARMING	M131-DISP	3,528	0	3	9
LANDFILL	M132-DISP	1,147	0	2	6
OTHER DISPOSAL SPECIFIED IN COMMENTS	M137-DISP	3	0	2	6
TOTAL		10,159,540	100	35	

NOTE: FACILITIES WITH ONLY STORAGE UNITS ARE EXCLUDED.
COLUMNS MAY NOT SUM DUE TO ROUNDING.
COLUMNS MAY NOT SUM TO TOTAL BECAUSE FACILITIES MAY HAVE MULTIPLE HANDLING METHODS.

12 QUANTITY AND PERCENTAGE OF RCRA HAZARDOUS WASTEWATER AND NON-WASTEWATER MANAGED IN 1993

MANAGEMENT TYPE	TONS	PERCENTAGE
WASTEWATER	5,102,967	50.2
NON-WASTEWATER	5,056,573	49.8
TOTAL	10,159,540	100.0

WASHINGTON

1993 WASTE SHIPMENTS

13 NUMBER OF RCRA HAZARDOUS WASTE SHIPPERS: 743

14 QUANITIY OF RCRA HAZARDOUS WASTE SHIPPED: 189,356 TONS

15 FIFTY LARGEST RCRA HAZARDOUS WASTE SHIPPERS, 1993

RANK	EPA ID	SITE NAME	CITY	QUANTITY SHIPPED (TONS)
1	WAD988466942	WEYERHAEUSER - DUPONT	DUPONT	47,457
2	WAD041585464	BOEING - EVERETT	EVERETT	17,942
3	WAD058367152	NORTHWEST ENVIROSERVICE, INC.	SEATTLE	14,302
4	WAD000812909	BURLINGTON ENVIRONMENTAL, INC. GEORGETWN	SEATTLE	12,493
5	WAD988487583	SALMON BAY STEEL, CORP. W SEAT	SEATTLE	10,766
6	WAD020257945	BURLINGTON ENVIRONMENTAL INC TACOMA FAC	TACOMA	10,700
7	WAD057068561	REYNOLDS METALS CO	LONGVIEW	7,847
8	WAD009270794	ALCOA - WENATCHEE WORKS	WENATCHEE	4,433
9	WAD009262171	BOEING RENTON	RENTON	4,127
10	WAD041337130	FABRICATION DIVISION AUBURN SITE	AUBURN	4,028
11	WAD001882984	KAISER ALUMINUM - TACOMA WORKS	TACOMA	3,935
12	WA2170023418	PUGET SOUND NAVAL SHIPYARD	BREMERTON	3,911
13	WAD000065508	KAISER ALUMINUM MEAD WORKS	MEAD	3,369
14	WAD981766751	VANALCO, INC	VANCOUVER	3,059
15	WAD092300250	BURLINGTON ENVIRONMENTAL, INC. WASHOUGAL	WASHOUGAL	2,898
16	WAD981769110	SOL-PRO, INC.	TACOMA	2,814
17	WAD991281767	BURLINGTON ENVIRONMENTAL INC KENT FACILI	KENT	2,753
18	WAD000712042	SAFETY-KLEEN CORP 7-092-01	LYNNWOOD	1,437
19	WAD988485538	PORT OF EVERETT	EVERETT	1,320
20	WAD980978746	SAFETY-KLEEN, CORP.	PASCO	1,291
21	WAD009242314	OCCIDENTAL CHEMICAL CORP	TACOMA	1,174
22	WAD009249509	KENWORTH TRUCK COMPANY	TUKWILA	1,114
23	WAD988500294	TACOMA HISTORICAL COAL GAS SIT	TACOMA	1,107
24	WAD061670766	BOEING DEFENSE & SPACE GRP KENT CENTER	KENT	1,044
25	WA8570024200	MCCHORD AIR FORCE BASE	MCCHORD AFB	1,004
26	WAD000712059	SAFETY-KLEEN CORP 1-181-01	AUBURN	987
27	WAD988497491	KITSAP CO-BAINBRIDGE I LANDFIL	BAINBRIDGE IS	911
28	WAD009256819	BOEING PLANT 2	SEATTLE	895
29	WAD988482592	FABRICATION DIVISION FREDERICKSON SITE	PUYALLUP	835
30	WAD009276197	TEXACO REFINING & MARKETING	ANACORTES	762
31	WAD980978951	PACIFIC CIRCUITS, INC.	REDMOND	635
32	WAD980982037	NORTH BOEING FIELD	SEATTLE	609
33	WAD001865450	GENERAL ELECTRIC COMPANY	SPOKANE	589
34	WAD000812917	BURLINGTON ENVIR INC PIER 91 FACILITY	SEATTLE	510
35	WAD009253246	ELF ATOCHEM NORTH AMERICA, INC.	TACOMA	501
36	WAD009275082	SHELL OIL COMPANY	ANACORTES	494
37	WA1170023419	NAVAL UNDERSEA WARFARE CTR DIVSN KEYPORT	KEYPORT	489
38	WA7890008967	U.S. DEPARTMENT OF ENERGY, HANFORD SITE	RICHLAND	441
39	WAD009252297	GEORGIA-PACIFIC CORP., BELLINGHAM OPERAT	BELLINGHAM	387
40	WAD069548154	ARCO PRODUCTS COMPANY	BLAINE	383
41	WAD044589935	BALL-IN CON GLASS PKG CORPORATION	SEATTLE	332
42	WA9214053465	US ARMY FORT LEWIS	FORT LEWIS	331
43	WAD009067281	KAISER ALUMINUM & CHENICAL COR	SPOKANE	325
44	WAD980833099	SEH AMERICA, INC.	VANCOUVER	299
45	WAD980980593	CRAGLE PROPERTY	TACOMA	292
46	WAD980982912	BOEING DEFENSE & SPACE GRP THOMPSON SITE	SEATTLE	277
47	WAD988474078	CIRCUIT TECHNOLOGY, INC	REDMOND	273
48	WA9170023361	AULT FIELD BASE NAS WHIDBEY ISLAND	OAK HARBOR	247
49	WAD008958357	CASCADE POLE & LUMBER CO.	TACOMA	230
50	WAD980724520	WESTERN PROCESSING CHEMICAL WASTE MGMNT	KENT	218
TOTAL				178,578

NOTES: COLUMNS MAY NOT SUM DUE TO ROUNDING.
STATE MAY HAVE FEWER THAN FIFTY SHIPPERS.

WASHINGTON

1993 WASTE RECEIPTS

16 NUMBER OF RCRA HAZARDOUS WASTE RECEIVERS: 27

17 QUANITIY OF RCRA HAZARDOUS WASTE RECEIVED: 56,694 TONS

18 FIFTY LARGEST RCRA HAZARDOUS WASTE RECEIVERS, 1993

RANK	EPA ID	SITE NAME	CITY	QUANTITY RECEIVED (TONS)
1	WAD058367152	NORTHWEST ENVIROSERVICE, INC.	SEATTLE	11,480
2	WAD027530526	BAY ZINC COMPANY, INC.	MOXEE	9,077
3	WAD000812909	BURLINGTON ENVIRONMENTAL, INC. GEORGETWN	SEATTLE	8,034
4	WAD020257945	BURLINGTON ENVIRONMENTAL INC TACOMA FAC	TACOMA	7,707
5	WAD991281767	BURLINGTON ENVIRONMENTAL INC KENT FACILI	KENT	5,334
6	WAD981769110	SOL-PRO, INC.	TACOMA	2,904
7	WAD009477175	CAMERON-YAKIMA, INC	YAKIMA	2,286
8	WAD980738512	CLEANCARE CORPORATION	TACOMA	1,754
9	WAD092300250	BURLINGTON ENVIRONMENTAL, INC. WASHOUGAL	WASHOUGAL	1,721
10	WAD000712042	SAFETY-KLEEN CORP 7-092-01	LYNNWOOD	1,148
11	WA7890008967	U.S. DEPARTMENT OF ENERGY, HANFORD SITE	RICHLAND	945
12	WAD980978746	SAFETY-KLEEN, CORP.	PASCO	919
13	WAD041337130	FABRICATION DIVISION AUBURN SITE	AUBURN	919
14	WAD000712059	SAFETY-KLEEN CORP 1-181-01	AUBURN	884
15	WAD041585464	BOEING - EVERETT	EVERETT	600
16	WAD000812917	BURLINGTON ENVIR INC PIER 91 FACILITY	SEATTLE	409
17	WAD037991528	WASHINGTON CHEMICAL, INC.	SPOKANE	307
18	WAD009262171	BOEING RENTON	RENTON	88
19	WAD000712034	SAFETY-KLEEN CORP. 1-183-01	SPOKANE	76
20	WA9214053465	US ARMY FORT LEWIS	FORT LEWIS	51
21	WA1891406349	BPA ROSS COMPLEX	VANCOUVER	19
22	WAD009256819	BOEING PLANT 2	SEATTLE	11
23	WAD058139304	LAVALLEY EQUIPMENT CORP	VANCOUVER	9
24	WA1170023419	NAVAL UNDERSEA WARFARE CTR DIVSN KEYPORT	KEYPORT	6
25	WAD980976906	HALLMARK REFINING, CORP.	MT VERNON	3
26	WAD980511729	PETROLEUM RECLAIMING SERVICE	TACOMA	2
27	WA8214053995	US ARMY YAKIMA TRAINING CENTER	YAKIMA	0
TOTAL				56,694

NOTES: COLUMNS MAY NOT SUM DUE TO ROUNDING.
STATE MAY HAVE FEWER THAN FIFTY FACILITIES THAT RECEIVED WASTE.

WASHINGTON

1993 WASTE RECEIPTS, CONTINUED

19 QUANTITY OF RCRA HAZARDOUS WASTE MANAGED, BY MANGEMENT METHOD, LIMITED TO WASTE RECEIVED FROM OFFSITE, 1993

MANAGEMENT METHOD	SYSTEM TYPE CODE	QUANTITY MANAGED (TONS)	PERCENTAGE OF QUANTITY	NUMBER OF FACILITIES	PERCENTAGE OF FACILITIES
INCINERATION	M041-M049	0	0	3	16
OTHER TREATMENT	M121-M129	28,781	97	13	68
LANDFILL	M132-DISP	765	3	1	5
OTHER DISPOSAL SPECIFIED IN COMMENTS	M137-DISP	3	0	1	5
UNKNOWN SYSTEM DUE TO INVALID CODE	UNKNOWN--	3	0	5	26
TOTAL		29,553	100	19	

20 MANAGEMENT METHOD, BY QUANTITY OF RCRA HAZARDOUS WASTE MANAGED, LIMITED TO WASTE RECEIVED FROM OFFSITE, 1993

MANAGEMENT METHOD	SYSTEM TYPE CODE	QUANTITY MANAGED (TONS)	PERCENTAGE OF QUANTITY	NUMBER OF FACILITIES	PERCENTAGE OF FACILITIES
OTHER TREATMENT	M121-M129	28,781	97	13	68
LANDFILL	M132-DISP	765	3	1	5
UNKNOWN SYSTEM DUE TO INVALID CODE	UNKNOWN--	3	0	5	26
OTHER DISPOSAL SPECIFIED IN COMMENTS	M137-DISP	3	0	1	5
INCINERATION	M041-M049	0	0	3	16
TOTAL		29,553	100	19	

NOTE: FACILITIES WITH ONLY STORAGE UNITS ARE EXCLUDED.
COLUMNS MAY NOT SUM DUE TO ROUNDING.
COLUMNS MAY NOT SUM TO TOTAL BECAUSE FACILITIES MAY HAVE MULTIPLE HANDLING METHODS.

WASHINGTON

1993 WASTE RECEIPTS, CONTINUED

21 MANAGEMENT METHOD AND QUANTITY OF RCRA HAZARDOUS WASTE MANAGED, BY NUMBER OF FACILITIES, LIMITED TO WASTE RECEIVED FROM OFF SITE, 1993

MANAGEMENT METHOD	SYSTEM TYPE CODE	QUANTITY MANAGED (TONS)	PERCENTAGE OF QUANTITY	NUMBER OF FACILITIES	PERCENTAGE OF FACILITIES
OTHER TREATMENT	M121-M129	28,781	97	13	68
UNKNOWN SYSTEM DUE TO INVALID CODE	UNKNOWN--	3	0	5	26
INCINERATION	M041-M049	0	0	3	16
LANDFILL	M132-DISP	765	3	1	5
OTHER DISPOSAL SPECIFIED IN COMMENTS	M137-DISP	3	0	1	5
TOTAL		29,553	100	19	

NOTE: FACILITIES WITH ONLY STORAGE UNITS ARE EXCLUDED.
COLUMNS MAY NOT SUM DUE TO ROUNDING.
COLUMNS MAY NOT SUM TO TOTAL BECAUSE FACILITIES MAY HAVE MULTIPLE HANDLING METHODS.

WASHINGTON

1993 IMPORTS AND EXPORTS

22	QUANTITY OF RCRA HAZARDOUS WASTE IMPORTED:	25,257	TONS
23	QUANTITY OF RCRA HAZARDOUS WASTE EXPORTED:	160,396	TONS

WEST VIRGINIA

1993 WASTE GENERATION

1 NUMBER OF RCRA LARGE QUANTITY GENERATORS (LQGS): 106

2 QUANITY OF RCRA HAZARDOUS WASTE GENERATED: 8,471,643 TONS

3 FIFTY LARGEST RCRA HAZARDOUS WASTE GENERATORS IN THE STATE, 1993

RANK	EPA ID	SITE NAME	CITY	TOTAL GENERATED (TONS)
1	WVD005005509	RHONE-POULENC AG. CO.	INSTITUTE	6,395,977
2	WVD045875291	DUPONT WASHINGTON WORKS	WASHINGTON	878,511
3	WVD004341491	CYTEC INDUSTRIES	WILLOW ISLAND	856,728
4	WVD005012851	DUPONT	BELLE	112,514
5	WVD004325353	OSI SPECIALTIES, INC.	SISTERVILLE	74,435
6	WVD980552384	GE SPECIALTY CHEMICALS, INC.	MORGANTOWN	38,558
7	WVD061776977	GE SPECIALTY CHEMICALS, INC. SOUTH PLANT	MORGANTOWN	33,022
8	WVD000068908	WEIRTON STEEL CORPORATION	WEIRTON	21,134
9	WVD981102890	FMC CORPORATION	INSTITUTE	9,900
10	WVD080645831	ASHLAND CHEMICAL CO., NEAL PLANT	NEAL	4,903
11	WVD009233297	RAVENSWOOD ALUMINUM CORPORATION	RAVENSWOOD	4,637
12	WVD116025180	CNG TRANSMISSION CORP.	PINE GROVE	4,533
13	WVD005005475	SHELL CHEMICAL COMPANY	APPLE GROVE	4,352
14	WVD060692126	PITTSBURGH TUBE CO., JANE LEW DIVISION	JANE LEW	4,313
15	WVD060682291	UNION CARBIDE CORP, TECHNICAL CENTER	SOUTH CHARLESTON	4,193
16	WVD056866312	MILES INC	NEW MARTINSVILLE	3,227
17	WVD005005483	UNION CARBIDE S. CHARLESTON PLANT	SOUTH CHARLESTON	2,211
18	WVD072667801	SWVA, INC.	HUNTINGTON	1,986
19	WVD981945215	NEWELL SPECIALTY CHEMICALS	NEWELL	1,628
20	WVD003095536	3M COMPANY	CHARLES TOWN	1,281
21	WVD056795842	BF GOODRICH	UNION	1,034
22	WVD982701732	SWANSON PLANTING CO.	MORGANTOWN	933
23	WVD981738909	AMERICAN WOODMARK CORPORATION	MOOREFIELD	880
24	WVD082957317	PHILIPS LIGHTING	FAIRMONT	844
25	WVD065632424	STERLING PLUMING GROUP,INC	MORGANTOWN	823
26	WVD005005087	FMC CORPORATION	NITRO	758
27	WVD003062643	FIGGIE FIRE PROTECTION SYSTOMS	RANSON	714
28	WVD039990965	MONSANTO CHEMICAL CO.	NITRO	704
29	WVD981737851	MILLER TRANSPORTER, INC.	NITRO	620
30	WVD004336343	PPG INDUSTRIES, INC; NATRIUM PLANT	NEW MARTINSVILLE	579
31	WVD981107600	ADSORPTION SYSTEMS, INC.	MORGANTOWN	387
32	WVD004336749	KOPPERS INDUSTRIES, INC.	FOLLANSBEE	375
33	WVD088911854	GE CHEMICALS, INC.	WASHINGTON	369
34	WVD061769592	ANCHOR HOCKING PKG. CO.	WEIRTON	344
35	WVD009708702	AKZO CHEMICALS INC.	GALLIPOLIS FERRY	264
36	WVD003080959	KOPPERS INDUSTRIES, INC	GREEN SPRING	236
37	WVD000068601	BASF CORP., HUNTINGTON WORKS	HUNTINGTON	235
38	WV0170023691	ALLEGANY BALLISTICS LABORATORY	ROCKET CENTER	233
39	WVD981109515	ALPO PETFOODS, INC.	WEIRTON	228
40	WVD988768198	HEEKIN CAN, INC. PLANT 33	WEIRTON	222
41	WVD981730757	A, C, & S, INC.	NITRO	219
42	WVD076826015	INCO ALLOYS INTERNATIONAL, INC.	HUNTINGTON	216
43	WVD041517830	US CAN CO	WEIRTON	210
44	WVD016116428	DANA TRANSPORT	NITRO	158
45	WVD005004866	ACF INDUSTRIES, INC.	HUNTINGTON	145
46	WVD004337135	ST. MARY'S REFINING CO.	ST. MARY'S	135
47	WVD000650903	HEINZ PET PRODUCTS	WEIRTON	127
48	WVD988767596	COLUMBIA GAS - CEREDO COMPRESSOR STATION	HUNTINGTON	119
49	WVD980552202	CHEMICAL WASTE MANAGEMENT, INC.	MINERAL WELLS	107
50	WVD136333580	THE HOMER LAUGHLIN CHINA CO.	NEWELL	101
TOTAL				8,470,362

NOTE: STATE MAY HAVE FEWER THAN FIFTY GENERATORS.

WEST VIRGINIA

1993 WASTE GENERATION, CONTINUED

4 QUANTITIES OF WASTE GENERATED IN 1993 THAT WERE

- REPORTED WITH ONLY CHARACTERISTIC WASTE CODES
- REPORTED WITH ONLY LISTED WASTE CODES
- REPORTED WITH BOTH CHARACTERISTIC AND LISTED WASTE CODES

WASTE HAS ONLY CHARACTERISTIC CODES	TONS OF WASTE GENERATED	WASTE HAS ONLY LISTED CODES	TONS OF WASTE GENERATED	WASTE HAS BOTH CHARACTERISTIC AND LISTED CODES	TONS OF WASTE GENERATED
ONLY IGNITABLE	15,150	ONLY AN F CODE	6,389,757		
ONLY CORROSIVE	1,089,458	ONLY A K CODE	13,248		
ONLY REACTIVE	1,070	ONLY A P CODE	4		
ONLY D004-17	5,291	ONLY A U CODE	4,098		
ONLY D018-43	402,957				
HAS MORE THAN ONE CHARACTERISTIC CODE	27,240	HAS MORE THAN ONE LISTED CODE	388,713		
TOTAL	1,541,164	TOTAL	6,795,821	TOTAL CHAR. AND LISTED	134,644

5 QUANTITIES OF WASTE GENERATED IN 1993 THAT WERE MULTIPLY CODED

WASTE HAS ONLY CHARACTERISTIC CODES BUT MORE THAN ONE APPLIES	TONS OF WASTE GENERATED	ONLY LISTED CODES BUT HAS MORE THAN ONE	TONS OF WASTE GENERATED	BOTH CHAR. & LISTED CODES	TONS OF WASTE GENERATED
HAS IGNITABLE CODE	26,286			IGN. W/ AT LEAST 1 LSTD	26,510
HAS CORROSIVE CODE	20,254			CORR. W/ AT LEAST 1 LSTD	107,610
HAS REACTIVE CODE	1,536			REACT. W/ AT LEAST 1 LSTD	93
HAS D004-D017 CODE	17,038			D004-17 W/ AT LEAST 1 LSTD	5,357
HAS D018-D043 CODE	17,377			D018-43 W/ AT LEAST 1 LSTD	1,335
		HAS AN F CODE	388,685	F WASTE W/ AT LEAST 1 CHAR	26,855
		HAS A K CODE	379,190	K WASTE W/ AT LEAST 1 CHAR	4,509
		HAS A P CODE	29	P WASTE W/ AT LEAST 1 CHAR	103,442
		HAS A U CODE	9,523	U WASTE W/ AT LEAST 1 CHAR	858
TOTAL	27,240	TOTAL	388,713	TOTAL	134,644

NOTE: COLUMNS DO NOT SUM TO TOTAL BECAUSE A WASTE CODE MAY APPLY TO MORE THAN ONE WASTE.
MIXTURES WITH IGNITABLE, CORROSIVE, REACTIVE, D004-17, AND D018-43 CHARACTERISTIC CODES ALSO MAY CONTAIN OTHER CHARACTERISTIC WASTE CODES.
SIMILARLY, WASTES WITH F,K,P, AND U LISTED CODES MAY HAVE OTHER LISTED WASTE CODES.

WEST VIRGINIA

1993 WASTE MANAGEMENT

6 NUMBER OF RCRA TSD FACILITIES: 23

7 QUANITY OF RCRA HAZARDOUS WASTE MANAGED: 8,238,991 TONS

8 FIFTY LARGEST RCRA HAZARDOUS WASTE MANAGEMENT FACILITIES, 1993

RANK	EPAID	SITE NAME	CITY	TONS OF WASTE MANAGED
1	WVD005005509	RHONE-POULENC AG. CO.	INSTITUTE	6,395,558
2	WVD004341491	CYTEC INDUSTRIES	WILLOW ISLAND	851,768
3	WVD045875291	DUPONT WASHINGTON WORKS	WASHINGTON	792,869
4	WVD005012851	DUPONT	BELLE	92,649
5	WVD004325353	OSI SPECIALTIES, INC.	SISTERVILLE	64,104
6	WVD980552384	GE SPECIALTY CHEMICALS, INC.	MORGANTOWN	38,305
7	WVD060692126	PITTSBURGH TUBE CO., JANE LEW DIVISION	JANE LEW	1,966
8	WVD039990965	MONSANTO CHEMICAL CO.	NITRO	653
9	WVD060682291	UNION CARBIDE CORP, TECHNICAL CENTER	SOUTH CHARLESTON	404
10	WVD076826015	INCO ALLOYS INTERNATIONAL, INC.	HUNTINGTON	233
11	WVD981107600	ADSORPTION SYSTEMS, INC.	MORGANTOWN	194
12	WV0170023691	ALLEGANY BALLISTICS LABORATORY	ROCKET CENTER	116
13	WVD981109515	ALPO PETFOODS, INC.	WEIRTON	83
14	WVD981945215	NEWELL SPECIALTY CHEMICALS	NEWELL	73
15	WVD088911854	GE CHEMICALS, INC.	WASHINGTON	10
16	WVD041952714	DUPONT, POTOMAC RIVER WORKS	FALLING WATERS	5
TOTAL				8,238,991

NOTE: STATE MAY HAVE FEWER THAN FIFTY FACILITIES THAT MANAGED WASTES.
WASTE ONLY MANAGED BY STORAGE IS NOT INCLUDED.

WEST VIRGINIA

1993 WASTE MANAGEMENT, CONTINUED

9 QUANTITY OF RCRA HAZARDOUS WASTE MANAGED BY MANAGEMENT METHOD, 1993

MANAGEMENT METHOD	SYSTEM TYPE CODE	QUANTITY MANAGED (TONS)	PERCENTAGE OF QUANTITY	NUMBER OF FACILITIES	PERCENTAGE OF FACILITIES
METALS RECOVERY (FOR REUSE)	M011-M019	130	0	2	13
SOLVENTS RECOVERY	M021-M029	38,519	0	5	31
OTHER RECOVERY	M031-M039	21,864	0	4	25
INCINERATION	M041-M049	14,743	0	5	31
ENERGY RECOVERY (REUSE AS FUEL)	M051-M059	14,718	0	3	19
AQUEOUS INORGANIC TREATMENT	M071-M079	124	0	1	6
AQUEOUS ORGANIC TREATMENT	M081-M089	7,210,089	88	5	31
STABILIZATION	M111-M119	6	0	1	6
OTHER TREATMENT	M121-M129	909,562	11	11	69
LANDFILL	M132-DISP	28,520	0	2	13
SURFACE IMPOUNDMENT	M133-DISP	717	0	1	6
TOTAL		8,238,991	100	16	

10 MANAGEMENT METHOD, BY QUANTITY OF RCRA HAZARDOUS WASTE MANAGED, 1993

MANAGEMENT METHOD	SYSTEM TYPE CODE	QUANTITY MANAGED (TONS)	PERCENTAGE OF QUANTITY	NUMBER OF FACILITIES	PERCENTAGE OF FACILITIES
AQUEOUS ORGANIC TREATMENT	M081-M089	7,210,089	88	5	31
OTHER TREATMENT	M121-M129	909,562	11	11	69
SOLVENTS RECOVERY	M021-M029	38,519	0	5	31
LANDFILL	M132-DISP	28,520	0	2	13
OTHER RECOVERY	M031-M039	21,864	0	4	25
INCINERATION	M041-M049	14,743	0	5	31
ENERGY RECOVERY (REUSE AS FUEL)	M051-M059	14,718	0	3	19
SURFACE IMPOUNDMENT	M133-DISP	717	0	1	6
METALS RECOVERY (FOR REUSE)	M011-M019	130	0	2	13
AQUEOUS INORGANIC TREATMENT	M071-M079	124	0	1	6
STABILIZATION	M111-M119	6	0	1	6
TOTAL		8,238,991	100	16	

NOTE: FACILITIES WITH ONLY STORAGE UNITS ARE EXCLUDED.
COLUMNS MAY NOT SUM DUE TO ROUNDING.
COLUMNS MAY NOT SUM TO TOTAL BECAUSE FACILITIES MAY HAVE MULTIPLE HANDLING METHODS.

WEST VIRGINIA

1993 WASTE MANAGEMENT, CONTINUED

11 MANAGEMENT METHOD AND QUANTITY OF RCRA HAZARDOUS WASTE MANAGED BY NUMBER OF FACILITIES, 1993

MANAGEMENT METHOD	SYSTEM TYPE CODE	QUANTITY MANAGED (TONS)	PERCENTAGE OF QUANTITY	NUMBER OF FACILITIES	PERCENTAGE OF FACILITIES
OTHER TREATMENT	M121-M129	909,562	11	11	69
SOLVENTS RECOVERY	M021-M029	38,519	0	5	31
INCINERATION	M041-M049	14,743	0	5	31
AQUEOUS ORGANIC TREATMENT	M081-M089	7,210,089	88	5	31
OTHER RECOVERY	M031-M039	21,864	0	4	25
ENERGY RECOVERY (REUSE AS FUEL)	M051-M059	14,718	0	3	19
METALS RECOVERY (FOR REUSE)	M011-M019	130	0	2	13
LANDFILL	M132-DISP	28,520	0	2	13
AQUEOUS INORGANIC TREATMENT	M071-M079	124	0	1	6
STABILIZATION	M111-M119	6	0	1	6
SURFACE IMPOUNDMENT	M133-DISP	717	0	1	6
TOTAL		8,238,991	100	16	

NOTE: FACILITIES WITH ONLY STORAGE UNITS ARE EXCLUDED.
COLUMNS MAY NOT SUM DUE TO ROUNDING.
COLUMNS MAY NOT SUM TO TOTAL BECAUSE FACILITIES MAY HAVE MULTIPLE HANDLING METHODS.

12 QUANTITY AND PERCENTAGE OF RCRA HAZARDOUS WASTEWATER AND NON-WASTEWATER MANAGED IN 1993

MANAGEMENT TYPE	TONS	PERCENTAGE
WASTEWATER	8,139,416	98.8
NON-WASTEWATER	99,575	1.2
TOTAL	8,238,991	100.0

WEST VIRGINIA

1993 WASTE SHIPMENTS

13 NUMBER OF RCRA HAZARDOUS WASTE SHIPPERS: 104

14 QUANITIY OF RCRA HAZARDOUS WASTE SHIPPED: 59,442 TONS

15 FIFTY LARGEST RCRA HAZARDOUS WASTE SHIPPERS, 1993

RANK	EPA ID	SITE NAME	CITY	QUANTITY SHIPPED (TONS)
1	WVD981102890	FMC CORPORATION	INSTITUTE	9,900
2	WVD080645831	ASHLAND CHEMICAL CO., NEAL PLANT	NEAL	7,817
3	WVD000068908	WEIRTON STEEL CORPORATION	WEIRTON	7,737
4	WVD004325353	OSI SPECIALTIES, INC.	SISTERVILLE	3,504
5	WVD009233297	RAVENSWOOD ALUMINUM CORPORATION	RAVENSWOOD	2,319
6	WVD005012851	DUPONT	BELLE	2,032
7	WVD072667801	SWVA, INC.	HUNTINGTON	2,029
8	WVD004341491	CYTEC INDUSTRIES	WILLOW ISLAND	1,916
9	WVD981034101	SAFETY-KLEEN CORPORATION	WHEELING	1,609
10	WVD116025180	CNG TRANSMISSION CORP.	PINE GROVE	1,237
11	WVD060692126	PITTSBURGH TUBE CO., JANE LEW DIVISION	JANE LEW	1,173
12	WVD056866312	MILES INC	NEW MARTINSVILLE	1,092
13	WVD005005475	SHELL CHEMICAL COMPANY	APPLE GROVE	1,092
14	WVD005005509	RHONE-POULENC AG. CO.	INSTITUTE	1,080
15	WVD005005483	UNION CARBIDE S. CHARLESTON PLANT	SOUTH CHARLESTON	1,038
16	WVD982701732	SWANSON PLANTING CO.	MORGANTOWN	932
17	WVD000737387	SAFETY KLEEN CORP 4-075-02	NITRO	902
18	WVD082957317	PHILIPS LIGHTING	FAIRMONT	844
19	WVD065632424	STERLING PLUMING GROUP,INC	MORGANTOWN	807
20	WVD045875291	DUPONT WASHINGTON WORKS	WASHINGTON	790
21	WVD003095536	3M COMPANY	CHARLES TOWN	761
22	WVD003062643	FIGGIE FIRE PROTECTION SYSTOMS	RANSON	714
23	WVD005005087	FMC CORPORATION	NITRO	704
24	WVD981737851	MILLER TRANSPORTER, INC.	NITRO	609
25	WVD981945215	NEWELL SPECIALTY CHEMICALS	NEWELL	570
26	WVD056795842	BF GOODRICH	UNION	532
27	WVD004336343	PPG INDUSTRIES, INC; NATRIUM PLANT	NEW MARTINSVILLE	474
28	WVD981738909	AMERICAN WOODMARK CORPORATION	MOOREFIELD	461
29	WVD061769592	ANCHOR HOCKING PKG. CO.	WEIRTON	344
30	WVD088911854	GE CHEMICALS, INC.	WASHINGTON	316
31	WVD060682291	UNION CARBIDE CORP, TECHNICAL CENTER	SOUTH CHARLESTON	306
32	WVD003080959	KOPPERS INDUSTRIES, INC	GREEN SPRING	238
33	WVD076826015	INCO ALLOYS INTERNATIONAL, INC.	HUNTINGTON	217
34	WVD000068601	BASF CORP., HUNTINGTON WORKS	HUNTINGTON	217
35	WVD004336749	KOPPERS INDUSTRIES, INC.	FOLLANSBEE	211
36	WVD041517830	US CAN CO	WEIRTON	210
37	WVD009708702	AKZO CHEMICALS INC.	GALLIPOLIS FERRY	199
38	WVD980552384	GE SPECIALTY CHEMICALS, INC.	MORGANTOWN	179
39	WVD981730757	A, C, & S, INC.	NITRO	146
40	WVD005004866	ACF INDUSTRIES, INC.	HUNTINGTON	145
41	WVD004337135	ST. MARY'S REFINING CO.	ST. MARY'S	135
42	WVD988768198	HEEKIN CAN, INC. PLANT 33	WEIRTON	113
43	WVD988767596	COLUMBIA GAS - CEREDO COMPRESSOR STATION	HUNTINGTON	112
44	WVD980552202	CHEMICAL WASTE MANAGEMENT, INC.	MINERAL WELLS	107
45	WVD136333580	THE HOMER LAUGHLIN CHINA CO.	NEWELL	99
46	WVD982575045	ASHLAND PETROLEUM CO. TRI-STATE TERMINAL	KENOVA	87
47	WVD057634776	QUAKER STATE CORP., CONGO PLANT	NEWELL	83
48	WVD981109515	ALPO PETFOODS, INC.	WEIRTON	81
49	WVD016116428	DANA TRANSPORT	NITRO	79
50	WV0170023691	ALLEGANY BALLISTICS LABORATORY	ROCKET CENTER	77
TOTAL				58,377

NOTES: COLUMNS MAY NOT SUM DUE TO ROUNDING.
STATE MAY HAVE FEWER THAN FIFTY SHIPPERS.

WEST VIRGINIA

1993 WASTE RECEIPTS

16 NUMBER OF RCRA HAZARDOUS WASTE RECEIVERS: 7

17 QUANITIY OF RCRA HAZARDOUS WASTE RECEIVED: 1,930 TONS

18 FIFTY LARGEST RCRA HAZARDOUS WASTE RECEIVERS, 1993

RANK	EPA ID	SITE NAME	CITY	QUANTITY RECEIVED (TONS)
1	WVD000737387	SAFETY KLEEN CORP 4-075-02	NITRO	720
2	WVD005005509	RHONE-POULENC AG. CO.	INSTITUTE	687
3	WVD076826015	INCO ALLOYS INTERNATIONAL, INC.	HUNTINGTON	247
4	WVD981107600	ADSORPTION SYSTEMS, INC.	MORGANTOWN	194
5	WVD980552384	GE SPECIALTY CHEMICALS, INC.	MORGANTOWN	56
6	WVD060682291	UNION CARBIDE CORP, TECHNICAL CENTER	SOUTH CHARLESTON	21
7	WVD045875291	DUPONT WASHINGTON WORKS	WASHINGTON	4
TOTAL				1,930

NOTES: COLUMNS MAY NOT SUM DUE TO ROUNDING.
STATE MAY HAVE FEWER THAN FIFTY FACILITIES THAT RECEIVED WASTE.

WEST VIRGINIA

1993 WASTE RECEIPTS, CONTINUED

19 QUANTITY OF RCRA HAZARDOUS WASTE MANAGED, BY MANGEMENT METHOD, LIMITED TO WASTE RECEIVED FROM OFFSITE, 1993

MANAGEMENT METHOD	SYSTEM TYPE CODE	QUANTITY MANAGED (TONS)	PERCENTAGE OF QUANTITY	NUMBER OF FACILITIES	PERCENTAGE OF FACILITIES
METALS RECOVERY (FOR REUSE)	M011-M019	130	11	2	50
OTHER RECOVERY	M031-M039	687	61	1	25
INCINERATION	M041-M049	0	0	1	25
AQUEOUS INORGANIC TREATMENT	M071-M079	124	11	1	25
AQUEOUS ORGANIC TREATMENT	M081-M089	194	17	1	25
TOTAL		1,135	100	4	

20 MANAGEMENT METHOD, BY QUANTITY OF RCRA HAZARDOUS WASTE MANAGED, LIMITED TO WASTE RECEIVED FROM OFFSITE, 1993

MANAGEMENT METHOD	SYSTEM TYPE CODE	QUANTITY MANAGED (TONS)	PERCENTAGE OF QUANTITY	NUMBER OF FACILITIES	PERCENTAGE OF FACILITIES
OTHER RECOVERY	M031-M039	687	61	1	25
AQUEOUS ORGANIC TREATMENT	M081-M089	194	17	1	25
METALS RECOVERY (FOR REUSE)	M011-M019	130	11	2	50
AQUEOUS INORGANIC TREATMENT	M071-M079	124	11	1	25
INCINERATION	M041-M049	0	0	1	25
TOTAL		1,135	100	4	

NOTE: FACILITIES WITH ONLY STORAGE UNITS ARE EXCLUDED.
COLUMNS MAY NOT SUM DUE TO ROUNDING.
COLUMNS MAY NOT SUM TO TOTAL BECAUSE FACILITIES MAY HAVE MULTIPLE HANDLING METHODS.

WEST VIRGINIA

1993 WASTE RECEIPTS, CONTINUED

21 MANAGEMENT METHOD AND QUANTITY OF RCRA HAZARDOUS WASTE MANAGED, BY NUMBER OF FACILITIES, LIMITED TO WASTE RECEIVED FROM OFF SITE, 1993

MANAGEMENT METHOD	SYSTEM TYPE CODE	QUANTITY MANAGED (TONS)	PERCENTAGE OF QUANTITY	NUMBER OF FACILITIES	PERCENTAGE OF FACILITIES
METALS RECOVERY (FOR REUSE)	M011-M019	130	11	2	50
OTHER RECOVERY	M031-M039	687	61	1	25
INCINERATION	M041-M049	0	0	1	25
AQUEOUS INORGANIC TREATMENT	M071-M079	124	11	1	25
AQUEOUS ORGANIC TREATMENT	M081-M089	194	17	1	25
TOTAL		1,135	100	4	

NOTE: FACILITIES WITH ONLY STORAGE UNITS ARE EXCLUDED.
COLUMNS MAY NOT SUM DUE TO ROUNDING.
COLUMNS MAY NOT SUM TO TOTAL BECAUSE FACILITIES MAY HAVE MULTIPLE HANDLING METHODS.

WEST VIRGINIA

1993 IMPORTS AND EXPORTS

22	QUANTITY OF RCRA HAZARDOUS WASTE IMPORTED:	1,141	TONS
23	QUANTITY OF RCRA HAZARDOUS WASTE EXPORTED:	49,142	TONS

WISCONSIN

1993 WASTE GENERATION

1 NUMBER OF RCRA LARGE QUANTITY GENERATORS (LQGS): 605

2 QUANITY OF RCRA HAZARDOUS WASTE GENERATED: 522,523 TONS

3 FIFTY LARGEST RCRA HAZARDOUS WASTE GENERATORS IN THE STATE, 1993

RANK	EPA ID	SITE NAME	CITY	TOTAL GENERATED (TONS)
1	WID054105218	MASTER LOCK CO	MILWAUKEE	241,974
2	WID076171008	LAND RECLAMATION CO	RACINE	123,524
3	WID073830028	BRUNSWICK INC MERCURY MARINE D	FOND DU LAC	24,889
4	WID098547854	METRO DISPOSAL SERVICE INC	FRANKLIN	19,815
5	WID006073225	KOHLER CO	KOHLER	15,129
6	WID006082531	BRIGGS & STRATTON CORP	WAUWATOSA	11,388
7	WID003967148	CHEMICAL WASTE MGMT INC-CONTROLLED WASTE	MENOMONEE FALLS	8,519
8	WID059972935	PPG INDUSTRIES INC	OAK CREEK	7,890
9	WID006089189	MACWHYTE CO	KENOSHA	5,424
10	WID059980045	G M-N A O JANESVILLE ASSEMBLY	JANESVILLE	5,259
11	WID028877074	CHARTER STEEL	SAUKVILLE	5,037
12	WID006091425	S C JOHNSON & SON INC	STURTEVANT	3,875
13	WID023350192	MILSOLV CORP	MENOMONEE FALLS	3,425
14	WID980615439	COOK COMPOSITES & POLYMERS CO	SAUKVILLE	2,854
15	WID096344056	U S CHROME CORP OF WI	FOND DU LAC	2,158
16	WID097338099	SPEED QUEEN CO	RIPON	2,000
17	WID006102545	JOHN DEERE HORICON WORKS DEERE & CO	HORICON	1,563
18	WID000713107	KOCH REFINING CO	TOWN OF CARSON	1,514
19	WID980905293	PIERCE MFG INC	APPLETON	1,381
20	WID980898266	SPECIALTYCHEM PRODUCTS CORP	MARINETTE	1,337
21	WID006179493	KOPPERS INDUSTRIES INC	SUPERIOR TOWNSHIP	1,320
22	WID988575452	RUST-OLEUM PLEASANT PRAIRIE	PLEASANT PRAIRIE	1,199
23	WID001781186	INDUSTRIAL TOWEL & UNIFORM INC	NEW BERLIN	1,083
24	WID006096192	ACME GALVANIZING INC	MILWAUKEE	1,069
25	WID980684302	PLATECO OF NECEDAH INC	REEDSBURG	837
26	WID006125215	ANSUL FIRE PROTECTION	MARINETTE	782
27	WID000808147	ALDRICH CHEMICAL CO STORAGE	MILWAUKEE	684
28	WID982071458	ASHLEY FURNITURE INC	WHITEHALL	669
29	WID000808964	3M COMPANY ASD DIVISION PLANT	PRAIRIE DU CHIEN	514
30	WID006116529	TECUMSEH PRODUCTS CO INC	NEW HOLSTEIN	470
31	WID006101695	OUTOKUMPU COPPER KENOSHA INC	KENOSHA	458
32	WID006144737	CURWOOD INC	NEW LONDON	440
33	WID054102819	KLEIN METAL FINISHING INC	MILWAUKEE	438
34	WID981088743	ASHLEY FURNITURE INDUSTRIES INC.	ARCADIA	416
35	WID006103766	SHEBOYGAN PAINT COMPANY	SHEBOYGAN	408
36	WID023394158	HENTZEN COATINGS INC	MILWAUKEE	394
37	WID006425888	JAGEMANN PLATING CO INC	MANITOWOC	392
38	WID006194336	MURPHY OIL USA INC	SUPERIOR	380
39	WIT560011595	CURWOOD INC	OSHKOSH	343
40	WID000711077	PHO-TRONICS INC	MILWAUKEE	318
41	WID007862964	MILLER COMPRESSING CO	MILWAUKEE	311
42	WID060446499	AMERICAN PACKAGING CORP	COLUMBUS	282
43	WID076153030	EATON CORP CONTROLS DIV	WAUWATOSA	278
44	WID006081954	AMPCO METAL MFG INC	MILWAUKEE	278
45	WID000809004	UNO-VEN	MILWAUKEE	260
46	WIT560011363	SNAP-ON TOOLS CORP	MILWAUKEE	251
47	WID076169127	PRESSED STEEL TANK CO INC	WEST ALLIS	250
48	WID006426431	CHILTON METAL PROD DIV WESTERN IND	CHILTON	249
49	WID980584114	ABQC CORP	MILWAUKEE	247
50	WID066872706	LEESON ELECTRIC CORP	GRAFTON	234
TOTAL				504,212

NOTE: STATE MAY HAVE FEWER THAN FIFTY GENERATORS.

WISCONSIN

1993 WASTE GENERATION, CONTINUED

4 QUANTITIES OF WASTE GENERATED IN 1993 THAT WERE

- REPORTED WITH ONLY CHARACTERISTIC WASTE CODES
- REPORTED WITH ONLY LISTED WASTE CODES
- REPORTED WITH BOTH CHARACTERISTIC AND LISTED WASTE CODES

WASTE HAS ONLY CHARACTERISTIC CODES	TONS OF WASTE GENERATED	WASTE HAS ONLY LISTED CODES	TONS OF WASTE GENERATED	WASTE HAS BOTH CHARACTERISTIC AND LISTED CODES	TONS OF WASTE GENERATED
ONLY IGNITABLE	15,403	ONLY AN F CODE	195,124		
ONLY CORROSIVE	6,290	ONLY A K CODE	11,222		
ONLY REACTIVE	4,074	ONLY A P CODE	31		
ONLY D004-17	285,228	ONLY A U CODE	126		
ONLY D018-43	4,997				
HAS MORE THAN ONE CHARACTERISTIC CODE	0	HAS MORE THAN ONE LISTED CODE	0		
TOTAL	315,992	TOTAL	206,502		

5 QUANTITIES OF WASTE GENERATED IN 1993 THAT WERE MULTIPLY CODED

WASTE HAS ONLY CHARACTERISTIC CODES BUT MORE THAN ONE APPLIES	TONS OF WASTE GENERATED	ONLY LISTED CODES BUT HAS MORE THAN ONE	TONS OF WASTE GENERATED	BOTH CHAR. & LISTED CODES	TONS OF WASTE GENERATED
HAS IGNITABLE CODE	0			IGN. W/ AT LEAST 1 LSTD	0
HAS CORROSIVE CODE	0			CORR. W/ AT LEAST 1 LSTD	0
HAS REACTIVE CODE	0			REACT. W/ AT LEAST 1 LSTD	0
HAS D004-D017 CODE	0			D004-17 W/ AT LEAST 1 LSTD	0
HAS D018-D043 CODE	0			D018-43 W/ AT LEAST 1 LSTD	0
		HAS AN F CODE	0	F WASTE W/ AT LEAST 1 CHAR	0
		HAS A K CODE	0	K WASTE W/ AT LEAST 1 CHAR	0
		HAS A P CODE	0	P WASTE W/ AT LEAST 1 CHAR	0
		HAS A U CODE	0	U WASTE W/ AT LEAST 1 CHAR	0
TOTAL	0	TOTAL	0		0

NOTE: COLUMNS DO NOT SUM TO TOTAL BECAUSE A WASTE CODE MAY APPLY TO MORE THAN ONE WASTE.
MIXTURES WITH IGNITABLE, CORROSIVE, REACTIVE, D004-17, AND D018-43 CHARACTERISTIC CODES ALSO MAY CONTAIN OTHER CHARACTERISTIC WASTE CODES.
SIMILARLY, WASTES WITH F,K,P, AND U LISTED CODES MAY HAVE OTHER LISTED WASTE CODES.

WISCONSIN

1993 WASTE MANAGEMENT

6 NUMBER OF RCRA TSD FACILITIES: 32

7 QUANITY OF RCRA HAZARDOUS WASTE MANAGED: 94,955 TONS

8 FIFTY LARGEST RCRA HAZARDOUS WASTE MANAGEMENT FACILITIES, 1993

RANK	EPAID	SITE NAME	CITY	TONS OF WASTE MANAGED
1	WID073830028	BRUNSWICK INC MERCURY MARINE D	FOND DU LAC	27,901
2	WID990829475	WASTE RESEARCH & RECLAMATION	EAU CLAIRE	27,249
3	WID000808824	HYDRITE CHEMICAL CO	COTTAGE GROVE	16,500
4	WID006073225	KOHLER CO	KOHLER	14,163
5	WID980615439	COOK COMPOSITES & POLYMERS CO	SAUKVILLE	3,034
6	WID006091425	S C JOHNSON & SON INC	STURTEVANT	2,297
7	WID096344056	U S CHROME CORP OF WI	FOND DU LAC	2,110
8	WID059972935	PPG INDUSTRIES INC	OAK CREEK	1,403
9	WID006144737	CURWOOD INC	NEW LONDON	107
10	WID980896583	NORTHERN ENGRAVING CORP	GALESVILLE	102
11	WID011553310	EASTMAN DIV OF THE PULLMAN CO	MANITOWOC	33
12	WID003967148	CHEMICAL WASTE MGMT INC-CONTROLLED WASTE	MENOMONEE FALLS	25
13	WID086686003	G E MEDICAL SYSTEMS	WEST MILWAUKEE	12
14	WID988570594	NORTHERN ENGRAVING CORP	SPARTA	8
15	WID006070429	EGGERS HARDWOOD PRODUCTS CORP	NEENAH	5
16	WID044393114	ZIMPRO ENVIRONMENTAL INC	ROTHSCHILD	3
17	WI9210020054	U S ARMY BADGER AMMUNITION PLANT	SUMPTER TWNSHP	1
18	WID981187297	SAFETY-KLEEN CORP	KAUKAUNA	0
19	WID000809012	U W MADISON SAFETY DEPT STORAGE	MADISON	0
TOTAL				94,955

NOTE: STATE MAY HAVE FEWER THAN FIFTY FACILITIES THAT MANAGED WASTES.
WASTE ONLY MANAGED BY STORAGE IS NOT INCLUDED.

WISCONSIN

1993 WASTE MANAGEMENT, CONTINUED

9 QUANTITY OF RCRA HAZARDOUS WASTE MANAGED BY MANAGEMENT METHOD, 1993

MANAGEMENT METHOD	SYSTEM TYPE CODE	QUANTITY MANAGED (TONS)	PERCENTAGE OF QUANTITY	NUMBER OF FACILITIES	PERCENTAGE OF FACILITIES
METALS RECOVERY (FOR REUSE)	M011-M019	604	1	1	5
SOLVENTS RECOVERY	M021-M029	11,562	12	7	37
OTHER RECOVERY	M031-M039	961	1	3	16
INCINERATION	M041-M049	3,145	3	5	26
ENERGY RECOVERY (REUSE AS FUEL)	M051-M059	3,128	3	2	11
FUEL BLENDING	M061-----	30,954	33	2	11
AQUEOUS INORGANIC TREATMENT	M071-M079	39,749	42	4	21
AQUEOUS ORGANIC TREATMENT	M081-M089	3	0	2	11
AQUEOUS ORGANIC AND INORGANIC TREATMENT	M091-M099	0	0	1	5
STABILIZATION	M111-M119	3,401	4	1	5
OTHER TREATMENT	M121-M129	1,415	1	3	16
UNKNOWN SYSTEM DUE TO INVALID CODE	UNKNOWN--	34	0	3	16
TOTAL		94,955	100	19	

10 MANAGEMENT METHOD, BY QUANTITY OF RCRA HAZARDOUS WASTE MANAGED, 1993

MANAGEMENT METHOD	SYSTEM TYPE CODE	QUANTITY MANAGED (TONS)	PERCENTAGE OF QUANTITY	NUMBER OF FACILITIES	PERCENTAGE OF FACILITIES
AQUEOUS INORGANIC TREATMENT	M071-M079	39,749	42	4	21
FUEL BLENDING	M061-----	30,954	33	2	11
SOLVENTS RECOVERY	M021-M029	11,562	12	7	37
STABILIZATION	M111-M119	3,401	4	1	5
INCINERATION	M041-M049	3,145	3	5	26
ENERGY RECOVERY (REUSE AS FUEL)	M051-M059	3,128	3	2	11
OTHER TREATMENT	M121-M129	1,415	1	3	16
OTHER RECOVERY	M031-M039	961	1	3	16
METALS RECOVERY (FOR REUSE)	M011-M019	604	1	1	5
UNKNOWN SYSTEM DUE TO INVALID CODE	UNKNOWN--	34	0	3	16
AQUEOUS ORGANIC TREATMENT	M081-M089	3	0	2	11
AQUEOUS ORGANIC AND INORGANIC TREATMENT	M091-M099	0	0	1	5
TOTAL		94,955	100	19	

NOTE: FACILITIES WITH ONLY STORAGE UNITS ARE EXCLUDED.
COLUMNS MAY NOT SUM DUE TO ROUNDING.
COLUMNS MAY NOT SUM TO TOTAL BECAUSE FACILITIES MAY HAVE MULTIPLE HANDLING METHODS.

WISCONSIN

1993 WASTE MANAGEMENT, CONTINUED

11 MANAGEMENT METHOD AND QUANTITY OF RCRA HAZARDOUS WASTE MANAGED BY NUMBER OF FACILITIES, 1993

MANAGEMENT METHOD	SYSTEM TYPE CODE	QUANTITY MANAGED (TONS)	PERCENTAGE OF QUANTITY	NUMBER OF FACILITIES	PERCENTAGE OF FACILITIES
SOLVENTS RECOVERY	M021-M029	11,562	12	7	37
INCINERATION	M041-M049	3,145	3	5	26
AQUEOUS INORGANIC TREATMENT	M071-M079	39,749	42	4	21
OTHER RECOVERY	M031-M039	961	1	3	16
OTHER TREATMENT	M121-M129	1,415	1	3	16
UNKNOWN SYSTEM DUE TO INVALID CODE	UNKNOWN--	34	0	3	16
ENERGY RECOVERY (REUSE AS FUEL)	M051-M059	3,128	3	2	11
FUEL BLENDING	M061-----	30,954	33	2	11
AQUEOUS ORGANIC TREATMENT	M081-M089	3	0	2	11
METALS RECOVERY (FOR REUSE)	M011-M019	604	1	1	5
AQUEOUS ORGANIC AND INORGANIC TREATMENT	M091-M099	0	0	1	5
STABILIZATION	M111-M119	3,401	4	1	5
TOTAL		94,955	100	19	

NOTE: FACILITIES WITH ONLY STORAGE UNITS ARE EXCLUDED.
COLUMNS MAY NOT SUM DUE TO ROUNDING.
COLUMNS MAY NOT SUM TO TOTAL BECAUSE FACILITIES MAY HAVE MULTIPLE HANDLING METHODS.

12 QUANTITY AND PERCENTAGE OF RCRA HAZARDOUS WASTEWATER AND NON-WASTEWATER MANAGED IN 1993

MANAGEMENT TYPE	TONS	PERCENTAGE
WASTEWATER	43,217	45.5
NON-WASTEWATER	51,738	54.5
TOTAL	94,955	100.0

WISCONSIN

1993 WASTE SHIPMENTS

13 NUMBER OF RCRA HAZARDOUS WASTE SHIPPERS: 601

14 QUANITIY OF RCRA HAZARDOUS WASTE SHIPPED: 269,605 TONS

15 FIFTY LARGEST RCRA HAZARDOUS WASTE SHIPPERS, 1993

RANK	EPA ID	SITE NAME	CITY	QUANTITY SHIPPED (TONS)
1	WID076171008	LAND RECLAMATION CO	RACINE	123,524
2	WID098547854	METRO DISPOSAL SERVICE INC	FRANKLIN	39,625
3	WID023350192	MILSOLV CORP	MENOMONEE FALLS	13,291
4	WID990829475	WASTE RESEARCH & RECLAMATION	EAU CLAIRE	10,162
5	WID003967148	CHEMICAL WASTE MGMT INC-CONTROLLED WASTE	MENOMONEE FALLS	7,616
6	WID059972935	PPG INDUSTRIES INC	OAK CREEK	6,556
7	WID000808824	HYDRITE CHEMICAL CO	COTTAGE GROVE	6,395
8	WID059980045	G M-N A O JANESVILLE ASSEMBLY	JANESVILLE	5,259
9	WID028877074	CHARTER STEEL	SAUKVILLE	3,644
10	WID006179493	KOPPERS INDUSTRIES INC	SUPERIOR TOWNSHIP	2,631
11	WID981097769	SAFETY-KLEEN CORP	WAUKESHA	2,249
12	WID006089189	MACWHYTE CO	KENOSHA	2,249
13	WID097338099	SPEED QUEEN CO	RIPON	2,000
14	WID006091425	S C JOHNSON & SON INC	STURTEVANT	1,598
15	WID006102545	JOHN DEERE HORICON WORKS DEERE & CO	HORICON	1,531
16	WID000713107	KOCH REFINING CO	TOWN OF CARSON	1,514
17	WID980905293	PIERCE MFG INC	APPLETON	1,381
18	WID980898266	SPECIALTYCHEM PRODUCTS CORP	MARINETTE	1,308
19	WID981187297	SAFETY-KLEEN CORP	KAUKAUNA	1,217
20	WID988575452	RUST-OLEUM PLEASANT PRAIRIE	PLEASANT PRAIRIE	1,199
21	WID006096192	ACME GALVANIZING INC	MILWAUKEE	1,069
22	WID001781186	INDUSTRIAL TOWEL & UNIFORM INC	NEW BERLIN	1,055
23	WID006073225	KOHLER CO	KOHLER	969
24	WID006125215	ANSUL FIRE PROTECTION	MARINETTE	915
25	WID980896633	SAFETY-KLEEN CORP	MADISON	874
26	WID980684302	PLATECO OF NECEDAH INC	REEDSBURG	837
27	WID000808147	ALDRICH CHEMICAL CO STORAGE	MILWAUKEE	763
28	WID980896641	SAFETY-KLEEN CORP	LACROSSE	711
29	WID054105218	MASTER LOCK CO	MILWAUKEE	629
30	WID000808964	3M COMPANY ASD DIVISION PLANT	PRAIRIE DU CHIEN	514
31	WID080493968	KOCH REFINING CO	MCFARLAND	482
32	WID006116529	TECUMSEH PRODUCTS CO INC	NEW HOLSTEIN	470
33	WID006101695	OUTOKUMPU COPPER KENOSHA INC	KENOSHA	446
34	WID006144737	CURWOOD INC	NEW LONDON	440
35	WID054102819	KLEIN METAL FINISHING INC	MILWAUKEE	438
36	WID006103766	SHEBOYGAN PAINT COMPANY	SHEBOYGAN	408
37	WID073830028	BRUNSWICK INC MERCURY MARINE D	FOND DU LAC	403
38	WID023394158	HENTZEN COATINGS INC	MILWAUKEE	394
39	WID006194336	MURPHY OIL USA INC	SUPERIOR	380
40	WID982071458	ASHLEY FURNITURE INC	WHITEHALL	337
41	WIT560011595	CURWOOD INC	OSHKOSH	332
42	WID000711077	PHO-TRONICS INC	MILWAUKEE	318
43	WID007862964	MILLER COMPRESSING CO	MILWAUKEE	311
44	WID060446499	AMERICAN PACKAGING CORP	COLUMBUS	282
45	WID076153030	EATON CORP CONTROLS DIV	WAUWATOSA	278
46	WID006081954	AMPCO METAL MFG INC	MILWAUKEE	277
47	WIT560011363	SNAP-ON TOOLS CORP	MILWAUKEE	271
48	WID000809004	UNO-VEN	MILWAUKEE	260
49	WID980584114	ABQC CORP	MILWAUKEE	251
50	WID076169127	PRESSED STEEL TANK CO INC	WEST ALLIS	250
TOTAL				250,316

NOTES: COLUMNS MAY NOT SUM DUE TO ROUNDING.
STATE MAY HAVE FEWER THAN FIFTY SHIPPERS.

WISCONSIN

1993 WASTE RECEIPTS

16 NUMBER OF RCRA HAZARDOUS WASTE RECEIVERS: 11

17 QUANITIY OF RCRA HAZARDOUS WASTE RECEIVED: 21,015 TONS

18 FIFTY LARGEST RCRA HAZARDOUS WASTE RECEIVERS, 1993

RANK	EPA ID	SITE NAME	CITY	QUANTITY RECEIVED (TONS)
1	WID000808824	HYDRITE CHEMICAL CO	COTTAGE GROVE	16,500
2	WID981097769	SAFETY-KLEEN CORP	WAUKESHA	1,722
3	WID981187297	SAFETY-KLEEN CORP	KAUKAUNA	1,079
4	WID980896633	SAFETY-KLEEN CORP	MADISON	894
5	WID980896641	SAFETY-KLEEN CORP	LACROSSE	573
6	WID980615439	COOK COMPOSITES & POLYMERS CO	SAUKVILLE	95
7	WID006144737	CURWOOD INC	NEW LONDON	78
8	WID000809012	U W MADISON SAFETY DEPT STORAGE	MADISON	38
9	WID006091425	S C JOHNSON & SON INC	STURTEVANT	17
10	WID006142061	OMC TRADE WINDS STORAGE	MANAWA	13
11	WID044393114	ZIMPRO ENVIRONMENTAL INC	ROTHSCHILD	3
TOTAL				21,015

NOTES: COLUMNS MAY NOT SUM DUE TO ROUNDING.
STATE MAY HAVE FEWER THAN FIFTY FACILITIES THAT RECEIVED WASTE.

WISCONSIN

1993 WASTE RECEIPTS, CONTINUED

19 QUANTITY OF RCRA HAZARDOUS WASTE MANAGED, BY MANGEMENT METHOD, LIMITED TO WASTE RECEIVED FROM OFFSITE, 1993

MANAGEMENT METHOD	SYSTEM TYPE CODE	QUANTITY MANAGED (TONS)	PERCENTAGE OF QUANTITY	NUMBER OF FACILITIES	PERCENTAGE OF FACILITIES
SOLVENTS RECOVERY	M021-M029	11,364	68	1	17
OTHER RECOVERY	M031-M039	573	3	2	33
INCINERATION	M041-M049	176	1	3	50
ENERGY RECOVERY (REUSE AS FUEL)	M051-M059	865	5	2	33
FUEL BLENDING	M061-----	3,705	22	1	17
AQUEOUS ORGANIC TREATMENT	M081-M089	3	0	2	33
AQUEOUS ORGANIC AND INORGANIC TREATMENT	M091-M099	0	0	1	17
UNKNOWN SYSTEM DUE TO INVALID CODE	UNKNOWN--	9	0	2	33
TOTAL		16,694	100	6	

20 MANAGEMENT METHOD, BY QUANTITY OF RCRA HAZARDOUS WASTE MANAGED, LIMITED TO WASTE RECEIVED FROM OFFSITE, 1993

MANAGEMENT METHOD	SYSTEM TYPE CODE	QUANTITY MANAGED (TONS)	PERCENTAGE OF QUANTITY	NUMBER OF FACILITIES	PERCENTAGE OF FACILITIES
SOLVENTS RECOVERY	M021-M029	11,364	68	1	17
FUEL BLENDING	M061-----	3,705	22	1	17
ENERGY RECOVERY (REUSE AS FUEL)	M051-M059	865	5	2	33
OTHER RECOVERY	M031-M039	573	3	2	33
INCINERATION	M041-M049	176	1	3	50
UNKNOWN SYSTEM DUE TO INVALID CODE	UNKNOWN--	9	0	2	33
AQUEOUS ORGANIC TREATMENT	M081-M089	3	0	2	33
AQUEOUS ORGANIC AND INORGANIC TREATMENT	M091-M099	0	0	1	17
TOTAL		16,694	100	6	

NOTE: FACILITIES WITH ONLY STORAGE UNITS ARE EXCLUDED.
COLUMNS MAY NOT SUM DUE TO ROUNDING.
COLUMNS MAY NOT SUM TO TOTAL BECAUSE FACILITIES MAY HAVE MULTIPLE HANDLING METHODS.

WISCONSIN

1993 WASTE RECEIPTS, CONTINUED

21 MANAGEMENT METHOD AND QUANTITY OF RCRA HAZARDOUS WASTE MANAGED, BY NUMBER OF FACILITIES, LIMITED TO WASTE RECEIVED FROM OFF SITE, 1993

MANAGEMENT METHOD	SYSTEM TYPE CODE	QUANTITY MANAGED (TONS)	PERCENTAGE OF QUANTITY	NUMBER OF FACILITIES	PERCENTAGE OF FACILITIES
INCINERATION	M041-M049	176	1	3	50
OTHER RECOVERY	M031-M039	573	3	2	33
ENERGY RECOVERY (REUSE AS FUEL)	M051-M059	865	5	2	33
AQUEOUS ORGANIC TREATMENT	M081-M089	3	0	2	33
UNKNOWN SYSTEM DUE TO INVALID CODE	UNKNOWN--	9	0	2	33
SOLVENTS RECOVERY	M021-M029	11,364	68	1	17
FUEL BLENDING	M061-----	3,705	22	1	17
AQUEOUS ORGANIC AND INORGANIC TREATMENT	M091-M099	0	0	1	17
TOTAL		16,694	100	6	

NOTE: FACILITIES WITH ONLY STORAGE UNITS ARE EXCLUDED.
COLUMNS MAY NOT SUM DUE TO ROUNDING.
COLUMNS MAY NOT SUM TO TOTAL BECAUSE FACILITIES MAY HAVE MULTIPLE HANDLING METHODS.

WISCONSIN

1993 IMPORTS AND EXPORTS

22	QUANTITY OF RCRA HAZARDOUS WASTE IMPORTED:	10,516	TONS
23	QUANTITY OF RCRA HAZARDOUS WASTE EXPORTED:	74,149	TONS

WYOMING

1993 WASTE GENERATION

1 NUMBER OF RCRA LARGE QUANTITY GENERATORS (LQGS): 26

2 QUANITY OF RCRA HAZARDOUS WASTE GENERATED: 1,316,689 TONS

3 FIFTY LARGEST RCRA HAZARDOUS WASTE GENERATORS IN THE STATE, 1993

RANK	EPA ID	SITE NAME	CITY	TOTAL GENERATED (TONS)
1	WYD079959185	SINCLAIR OIL CORP	SINCLAIR	1,315,312
2	WYD007064447	AMOCO OIL CO. CASPER REFINERY	CASPER	621
3	WYD048743009	LITTLE AMERICA REFINING CO.	EVANSVILLE	189
4	WYD061112470	UPPR LARAMIE TIMBER TREATING PLANT	LARAMIE	79
5	WYD000712869	CONOCO ROCK SPRINGS TERMINAL	ROCK SPRINGS	70
6	WYD088677943	TEXACO REFINING AND MARKETING INC.	EVANSVILLE	59
7	WYD000776435	WR METALS INDUSTRIES INC.	LARAMIE	58
8	WYD083705707	THUNDER BASIN COAL-BLACK THUNDER MINE	WRIGHT	46
9	WYD051843613	FRONTIER OIL CHEYENNE REFINERY	CHEYENNE	41
10	WYD000712877	CONOCO SHERIDAN TERMINAL	SHERIDAN	39
11	WYD988874673	UPRR CHEYENNE	CHEYENNE	32
12	WYT000010603	UNIVERSITY OF WYOMING	LARAMIE	23
13	WYD056567803	CONOCO CASPER STATION	EVANSVILLE	21
14	WYD093293876	INDUSTRIAL PLATING & GRINDING	SHERIDAN	17
15	WY5571924179	FRANCIS E WARREN AFB	CHEYENNE	15
16	WYD000712687	NALCO CHEMICAL CO.	EVANSVILLE	15
17	WYD098805948	UPRR GREEN RIVER	GREEN RIVER	11
18	WYD058854688	AMAX COAL WEST, INC. BELLE AYR MINE	GILLETTE	9
19	WYD073419517	ARCH OF WYOMING-MEDICINE BOW MINE	HANNA	9
20	WYD981552623	THUNDER BASIN COAL CREEK MINE	WRIGHT	7
21	WYD006230189	YELLOWSTONE REFINING CO.	CODY	7
22	WYD980957393	KEMMERER MINE P&M COAL MINING CO.	KEMMERER	4
23	WY0000075176	UNION PACIFIC RES.CO.SUNRISE SITE	ROCK SPRINGS	2
24	WYD988874657	COLORADO INTERSTATE GAS	SHOSHONI	2
25	WYD093295079	CROWN CORK & SEAL CO., INC.	WORLAND	2
26	WYD988874210	WESTERN GAS RESOURCES, INC.	GILLETE	0
TOTAL				1,316,689

NOTE: STATE MAY HAVE FEWER THAN FIFTY GENERATORS.

WYOMING

1993 WASTE GENERATION, CONTINUED

4 QUANTITIES OF WASTE GENERATED IN 1993 THAT WERE

- REPORTED WITH ONLY CHARACTERISTIC WASTE CODES
- REPORTED WITH ONLY LISTED WASTE CODES
- REPORTED WITH BOTH CHARACTERISTIC AND LISTED WASTE CODES

WASTE HAS ONLY CHARACTERISTIC CODES	TONS OF WASTE GENERATED	WASTE HAS ONLY LISTED CODES	TONS OF WASTE GENERATED	WASTE HAS BOTH CHARACTERISTIC AND LISTED CODES	TONS OF WASTE GENERATED
ONLY IGNITABLE	39	ONLY AN F CODE	98		
ONLY CORROSIVE	19	ONLY A K CODE	844		
ONLY REACTIVE	0	ONLY A P CODE	1		
ONLY D004-17	57	ONLY A U CODE	21		
ONLY D018-43	1,315,438				
HAS MORE THAN ONE CHARACTERISTIC CODE	100	HAS MORE THAN ONE LISTED CODE	0		
TOTAL	1,315,653	TOTAL	963	TOTAL CHAR. AND LISTED	73

5 QUANTITIES OF WASTE GENERATED IN 1993 THAT WERE MULTIPLY CODED

WASTE HAS ONLY CHARACTERISTIC CODES BUT MORE THAN ONE APPLIES	TONS OF WASTE GENERATED	ONLY LISTED CODES BUT HAS MORE THAN ONE	TONS OF WASTE GENERATED	BOTH CHAR. & LISTED CODES	TONS OF WASTE GENERATED
HAS IGNITABLE CODE	32			IGN. W/ AT LEAST 1 LSTD	10
HAS CORROSIVE CODE	63			CORR. W/ AT LEAST 1 LSTD	0
HAS REACTIVE CODE	0			REACT. W/ AT LEAST 1 LSTD	0
HAS D004-D017 CODE	71			D004-17 W/ AT LEAST 1 LSTD	62
HAS D018-D043 CODE	34			D018-43 W/ AT LEAST 1 LSTD	4
		HAS AN F CODE	0	F WASTE W/ AT LEAST 1 CHAR	28
		HAS A K CODE	0	K WASTE W/ AT LEAST 1 CHAR	35
		HAS A P CODE	0	P WASTE W/ AT LEAST 1 CHAR	7
		HAS A U CODE	0	U WASTE W/ AT LEAST 1 CHAR	3
TOTAL	100	TOTAL	0	TOTAL	73

NOTE: COLUMNS DO NOT SUM TO TOTAL BECAUSE A WASTE CODE MAY APPLY TO MORE THAN ONE WASTE.
MIXTURES WITH IGNITABLE, CORROSIVE, REACTIVE, D004-17, AND D018-43 CHARACTERISTIC CODES ALSO MAY CONTAIN OTHER CHARACTERISTIC WASTE CODES.
SIMILARLY, WASTES WITH F,K,P, AND U LISTED CODES MAY HAVE OTHER LISTED WASTE CODES.

WYOMING

1993 WASTE MANAGEMENT

6 NUMBER OF RCRA TSD FACILITIES: 5

7 QUANITY OF RCRA HAZARDOUS WASTE MANAGED: 520 TONS

8 FIFTY LARGEST RCRA HAZARDOUS WASTE MANAGEMENT FACILITIES, 1993

RANK	EPAID	SITE NAME	CITY	TONS OF WASTE MANAGED
1	WYD991301086	AMOCO PIPELINE TANK FARM	CASPER	381
2	WYD048743009	LITTLE AMERICA REFINING CO.	EVANSVILLE	138
TOTAL				520

NOTE: STATE MAY HAVE FEWER THAN FIFTY FACILITIES THAT MANAGED WASTES.
WASTE ONLY MANAGED BY STORAGE IS NOT INCLUDED.

WYOMING

1993 WASTE MANAGEMENT, CONTINUED

9 QUANTITY OF RCRA HAZARDOUS WASTE MANAGED BY MANAGEMENT METHOD, 1993

MANAGEMENT METHOD	SYSTEM TYPE CODE	QUANTITY MANAGED (TONS)	PERCENTAGE OF QUANTITY	NUMBER OF FACILITIES	PERCENTAGE OF FACILITIES
AQUEOUS ORGANIC TREATMENT	M081-M089	0	0	1	50
SLUDGE TREATMENT	M101-M109	138	27	1	50
LAND TREATMENT / APPLICATION / FARMING	M131-DISP	381	73	1	50
TOTAL		520	100	2	

10 MANAGEMENT METHOD, BY QUANTITY OF RCRA HAZARDOUS WASTE MANAGED, 1993

MANAGEMENT METHOD	SYSTEM TYPE CODE	QUANTITY MANAGED (TONS)	PERCENTAGE OF QUANTITY	NUMBER OF FACILITIES	PERCENTAGE OF FACILITIES
LAND TREATMENT / APPLICATION / FARMING	M131-DISP	381	73	1	50
SLUDGE TREATMENT	M101-M109	138	27	1	50
AQUEOUS ORGANIC TREATMENT	M081-M089	0	0	1	50
TOTAL		520	100	2	

NOTE: FACILITIES WITH ONLY STORAGE UNITS ARE EXCLUDED.
COLUMNS MAY NOT SUM DUE TO ROUNDING.
COLUMNS MAY NOT SUM TO TOTAL BECAUSE FACILITIES MAY HAVE MULTIPLE HANDLING METHODS.

WYOMING

1993 WASTE MANAGEMENT, CONTINUED

11 MANAGEMENT METHOD AND QUANTITY OF RCRA HAZARDOUS WASTE MANAGED BY NUMBER OF FACILITIES, 1993

MANAGEMENT METHOD	SYSTEM TYPE CODE	QUANTITY MANAGED (TONS)	PERCENTAGE OF QUANTITY	NUMBER OF FACILITIES	PERCENTAGE OF FACILITIES
AQUEOUS ORGANIC TREATMENT	M081-M089	0	0	1	50
SLUDGE TREATMENT	M101-M109	138	27	1	50
LAND TREATMENT / APPLICATION / FARMING	M131-DISP	381	73	1	50
TOTAL		520	100	2	

NOTE: FACILITIES WITH ONLY STORAGE UNITS ARE EXCLUDED.
COLUMNS MAY NOT SUM DUE TO ROUNDING.
COLUMNS MAY NOT SUM TO TOTAL BECAUSE FACILITIES MAY HAVE MULTIPLE HANDLING METHODS.

12 QUANTITY AND PERCENTAGE OF RCRA HAZARDOUS WASTEWATER AND NON-WASTEWATER MANAGED IN 1993

MANAGEMENT TYPE	TONS	PERCENTAGE
WASTEWATER	0	.0
NON-WASTEWATER	520	100.0
TOTAL	520	100.0

WYOMING

1993 WASTE SHIPMENTS

13 NUMBER OF RCRA HAZARDOUS WASTE SHIPPERS: 24

14 QUANITIY OF RCRA HAZARDOUS WASTE SHIPPED: 1,651 TONS

15 FIFTY LARGEST RCRA HAZARDOUS WASTE SHIPPERS, 1993

RANK	EPA ID	SITE NAME	CITY	QUANTITY SHIPPED (TONS)
1	WYD007064447	AMOCO OIL CO. CASPER REFINERY	CASPER	621
2	WYD000776435	WR METALS INDUSTRIES INC.	LARAMIE	496
3	WYD061112470	UPPR LARAMIE TIMBER TREATING PLANT	LARAMIE	84
4	WYD088677943	TEXACO REFINING AND MARKETING INC.	EVANSVILLE	59
5	WYD048743009	LITTLE AMERICA REFINING CO.	EVANSVILLE	51
6	WYD079959185	SINCLAIR OIL CORP	SINCLAIR	49
7	WYD083705707	THUNDER BASIN COAL-BLACK THUNDER MINE	WRIGHT	46
8	WYD051843613	FRONTIER OIL CHEYENNE REFINERY	CHEYENNE	41
9	WYD988874673	UPRR CHEYENNE	CHEYENNE	32
10	WYD073419517	ARCH OF WYOMING-MEDICINE BOW MINE	HANNA	24
11	WYD000712687	NALCO CHEMICAL CO.	EVANSVILLE	24
12	WYT000010603	UNIVERSITY OF WYOMING	LARAMIE	23
13	WYD000712869	CONOCO ROCK SPRINGS TERMINAL	ROCK SPRINGS	18
14	WYD093293876	INDUSTRIAL PLATING & GRINDING	SHERIDAN	17
15	WY5571924179	FRANCIS E WARREN AFB	CHEYENNE	15
16	WYD981552623	THUNDER BASIN COAL CREEK MINE	WRIGHT	12
17	WYD098805948	UPRR GREEN RIVER	GREEN RIVER	11
18	WYD058854688	AMAX COAL WEST, INC. BELLE AYR MINE	GILLETTE	9
19	WYD006230189	YELLOWSTONE REFINING CO.	CODY	7
20	WYD980957393	KEMMERER MINE P&M COAL MINING CO.	KEMMERER	4
21	WYD988874210	WESTERN GAS RESOURCES, INC.	GILLETE	3
22	WY0000075176	UNION PACIFIC RES.CO.SUNRISE SITE	ROCK SPRINGS	2
23	WYD988874657	COLORADO INTERSTATE GAS	SHOSHONI	2
24	WYD093295079	CROWN CORK & SEAL CO., INC.	WORLAND	2
TOTAL				1,651

NOTES: COLUMNS MAY NOT SUM DUE TO ROUNDING.
STATE MAY HAVE FEWER THAN FIFTY SHIPPERS.

WYOMING

1993 WASTE RECEIPTS

16 NUMBER OF RCRA HAZARDOUS WASTE RECEIVERS: 1

17 QUANITIY OF RCRA HAZARDOUS WASTE RECEIVED: 381 TONS

18 FIFTY LARGEST RCRA HAZARDOUS WASTE RECEIVERS, 1993

RANK	EPA ID	SITE NAME	CITY	QUANTITY RECEIVED (TONS)
1	WYD991301086	AMOCO PIPELINE TANK FARM	CASPER	381
TOTAL				381

NOTES: COLUMNS MAY NOT SUM DUE TO ROUNDING.
STATE MAY HAVE FEWER THAN FIFTY FACILITIES THAT RECEIVED WASTE.

WYOMING

1993 WASTE RECEIPTS, CONTINUED

19 QUANTITY OF RCRA HAZARDOUS WASTE MANAGED, BY MANGEMENT METHOD, LIMITED TO WASTE RECEIVED FROM OFFSITE, 1993

MANAGEMENT METHOD	SYSTEM TYPE CODE	QUANTITY MANAGED (TONS)	PERCENTAGE OF QUANTITY	NUMBER OF FACILITIES	PERCENTAGE OF FACILITIES
LAND TREATMENT / APPLICATION / FARMING	M131-DISP	381	100	1	100
TOTAL		381	100	1	

20 MANAGEMENT METHOD, BY QUANTITY OF RCRA HAZARDOUS WASTE MANAGED, LIMITED TO WASTE RECEIVED FROM OFFSITE, 1993

MANAGEMENT METHOD	SYSTEM TYPE CODE	QUANTITY MANAGED (TONS)	PERCENTAGE OF QUANTITY	NUMBER OF FACILITIES	PERCENTAGE OF FACILITIES
LAND TREATMENT / APPLICATION / FARMING	M131-DISP	381	100	1	100
TOTAL		381	100	1	

NOTE: FACILITIES WITH ONLY STORAGE UNITS ARE EXCLUDED.
COLUMNS MAY NOT SUM DUE TO ROUNDING.
COLUMNS MAY NOT SUM TO TOTAL BECAUSE FACILITIES MAY HAVE MULTIPLE HANDLING METHODS.

WYOMING

1993 WASTE RECEIPTS, CONTINUED

21 MANAGEMENT METHOD AND QUANTITY OF RCRA HAZARDOUS WASTE MANAGED, BY NUMBER OF FACILITIES, LIMITED TO WASTE RECEIVED FROM OFF SITE, 1993

MANAGEMENT METHOD	SYSTEM TYPE CODE	QUANTITY MANAGED (TONS)	PERCENTAGE OF QUANTITY	NUMBER OF FACILITIES	PERCENTAGE OF FACILITIES
LAND TREATMENT / APPLICATION / FARMING	M131-DISP	381	100	1	100
TOTAL		381	100	1	

NOTE: FACILITIES WITH ONLY STORAGE UNITS ARE EXCLUDED.
COLUMNS MAY NOT SUM DUE TO ROUNDING.
COLUMNS MAY NOT SUM TO TOTAL BECAUSE FACILITIES MAY HAVE MULTIPLE HANDLING METHODS.

WYOMING

1993 IMPORTS AND EXPORTS

WYOMING DID NOT IMPORT ANY HAZARDOUS WASTE.

23 QUANTITY OF RCRA HAZARDOUS WASTE EXPORTED: 1,649 TONS