United States
Environmental Protection
Agency

Office of Air Quality
Planning and Standards
Research Triangle Park, NC 27711

EPA-454/R-00-025F
May 2000

AIR

EPA

Final Report

Hot Mix Asphalt Plants
Truck Loading and Silo Filling
Manual Methods Testing

Asphalt Plant C
Los Angeles, California

Volume 6 of 8

Office of Air Quality
Clean Air
OAQPS
Planning and Standards

OCLC 45131406

FINAL REPORT

HOT MIX ASPHALT PLANTS
TRUCK LOADING AND SILO FILLING
MANUAL METHODS TESTING
ASPHALT PLANT C, LOS ANGELES, CALIFORNIA

VOLUME 6 OF 8
APPENDIX G.3 (CONCLUDED)

EPA Contract No. 68-D-98-004
Work Assignment No. 3-02

Prepared for:

Mr. Michael L. Toney (MD-19)
Work Assignment Manager
SMTG, EMC, OAQPS
U.S. Environmental Protection Agency
Research Triangle Park, NC 27711

May 2000

Submitted by

PACIFIC ENVIRONMENTAL SERVICES, INC.
5001 S. Miami Blvd., Suite 300
Post Office Box 12077
Research Triangle Park, NC 27709-2077
(919) 941-0333
FAX (919) 941-0234

U.S. Environmental Protection Agency
Region 5, Library (PL-12J)
77 West Jackson Boulevard, 12th Floor
Chicago, IL 60604-3590

DISCLAIMER

The information in this document has been funded wholly or in part by the Office of Air Quality Planning and Standards, U.S. Environmental Protection Agency (EPA) under contract to Pacific Environmental Services, Inc. (PES). PES performed the work presented in this document under three EPA contracts and seven Work Assignments; EPA Contract No. 68-D-98-004, Work Assignment Nos. 1-08, 2-07, 3-02, and 3-05, EPA Contract No. 68-D-70002, Work Assignment Nos. 0-05 and 1-07, and EPA Contract No. 68-D-70069, Work Assignment No. 2-16. This document has been prepared by PES, reviewed following PES' internal quality assurance procedures, and approved by PES for distribution. This document has been subjected to the Agency's review, and has been approved by EPA for publication as an EPA document. Mention of trade names does not constitute endorsement by the EPA or PES.

TABLE OF CONTENTS

VOLUME 1 Page

1.0 INTRODUCTION 1-1

2.0 SUMMARY OF TEST RESULTS 2-1

2.1 OVERVIEW 2-1
2.2 TREATMENT OF NON-DETECTS AND ESTIMATES 2-2
2.3 TUNNEL EXHAUST DUCT 2-2
2.4 SILO EXHAUST DUCT RESULTS 2-12
2.5 PM AND MCEM DEPOSITION ESTIMATES 2-15
2.6 METEOROLOGICAL STATION RESULTS 2-15

3.0 PROCESS DESCRIPTION 3-1

3.1 COORDINATION BETWEEN TESTING AND PROCESS OPERATIONS 3-3
3.2 PROCESS MONITORING DURING TESTING 3-3
3.3 PROCESS SAMPLES 3-4
3.4 VELOCITY OF AIR ACROSS TOP OF TRANSPORT TRUCKS DURING LOAD-OUT 3-5

4.0 SAMPLING LOCATIONS 4-1

4.1 TUNNEL EXHAUST DUCT 4-1
4.2 SILO EXHAUST DUCT 4-1

5.0 SAMPLING AND ANALYTICAL PROCEDURES 5-1

5.1 LOCATION OF MEASUREMENT SITES AND SAMPLE/VELOCITY TRAVERSE POINTS 5-1
5.2 DETERMINATION OF EXHAUST GAS VOLUMETRIC FLOW RATE 5-1
5.3 DETERMINATION OF EXHAUST GAS DRY MOLECULAR WEIGHT 5-3
5.4 DETERMINATION OF EXHAUST GAS MOISTURE CONTENT 5-3

TABLE OF CONTENTS (CONTINUED)

VOLUME 1 (CONTINUED) Page

5.5 DETERMINATION OF PM AND MCEM 5-3
5.6 DETERMINATION OF VOHAPs 5-3
5.7 DETERMINATION OF SVOHAPs 5-7
5.8 DETERMINATION OF WIND SPEED, WIND DIRECTION, AMBIENT TEMPERATURE, AND AMBIENT HUMIDITY 5-7
5.9 ESTIMATE OF PM AND MCEM ON THE CEILING OF THE LOAD-OUT TUNNEL DOWNSTREAM OF SILO NO. 5 5-7
5.10 ESTIMATE OF PM AND MCEM DEPOSITION ON THE INSIDE WALLS OF THE SILO NO. 2 EXHAUST PLENUM 5-9
5.11 ESTIMATE OF PM AND MCEM DEPOSITION ON THE INSIDE WALLS OF THE SILO EXHAUST DUCT 5-9
5.12 ESTIMATE OF PM AND MCEM DEPOSITION ON THE INSIDE WALLS OF THE TUNNEL EXHAUST DUCT 5-10

6.0 QUALITY ASSURANCE/QUALITY CONTROL (QA/QC) PROCEDURES AND RESULTS 6-1

6.1 CALIBRATION AND PREPARATION OF APPARATUS 6-1
6.2 REAGENTS AND GLASSWARE PREPARATION 6-2
6.3 ON-SITE SAMPLING 6-3
6.4 SAMPLE RECOVERY 6-4
6.5 LABORATORY ANALYTICAL QA/QC PROCEDURES 6-5
6.6 QA COORDINATOR FIELD AUDIT 6-7

APPENDIX A - TEST RESULTS AND CALCULATIONS 1

A.1 TED TEST RESULTS 3
A.2 SED TEST RESULTS 101
A.3 EXAMPLE CALCULATIONS 195
A.4 PARTICULATE DEPOSITION DATA 204
A.5 CAPTURE EFFICIENCY CALCULATIONS 211

VOLUME 2

APPENDIX B - PROCESS DATA 1

B.1 PRODUCTION RECORDS FOR 7/24/98 THROUGH 7/28/98 3
B.2 PRODUCT STORAGE RECORDS FOR 7/25/98 THROUGH 7/28/98 9

TABLE OF CONTENTS (CONTINUED)

VOLUME 2 (CONTINUED)

APPENDIX B - PROCESS DATA (CONTINUED)

B.3 LOAD-OUT RECORDS USED IN TED EMISSION CALCULATIONS . . 19
B.4 LOAD-OUT RECORDS FOR 6/18/98 THROUGH 7/26/98 33
B.5 LOAD-OUT RECORDS FOR 7/24/98 THROUGH 7/28/98 44
B.6 SILO NO. 2 LOAD-IN RECORDS USED IN SED EMISSION CALCULATIONS 68
B.7 ASPHALT TEMPERATURES AT LOAD-OUT 90
B.8 MASS CHANGE RESULTS FROM ASTM TESTS PERFORMED ON ASPHALT CEMENT SAMPLES 93
B.9 VELOCITY OF AIR ACROSS TOP OF TRANSPORT TRUCKS DURING LOAD-OUT 100
B.10 METALS ANALYSIS OF PROCESS SAMPLES 104

VOLUME 3

APPENDIX C - FIELD DATA 1

C.1 TED FIELD DATA 2
C.2 SED FIELD DATA 59
C.3 METEOROLOGICAL STATION DATA 89
C.4 ON-SITE GC/MS REPORT AND DATA 118

APPENDIX D - QA/QC DATA 230

APPENDIX E - PROJECT PARTICIPANTS 280

APPENDIX F - TEST METHODS

F.1 EPA METHOD 1
F.2 EPA METHOD 1A
F.3 EPA METHOD 2
F.4 EPA METHOD 4
F.5 EPA METHOD 18
F.6 EPA METHOD 315
F.7 SW-846 METHOD 0010
F.8 SW-846 METHOD 0030

TABLE OF CONTENTS (CONCLUDED)

VOLUME 4

APPENDIX G - ANALYTICAL DATA 1

G.1 PM AND MCEM DATA 1a
G.2 PAH/SVOHAPS CASE NARRATIVE AND PAH DATA 1k

VOLUME 5

APPENDIX G - ANALYTICAL DATA (CONTINUED) 659

G.3 SVOHAPS DATA 659

VOLUME 6

APPENDIX G - ANALYTICAL DATA (CONTINUED) 1248

G.3 SVOHAPS DATA (CONCLUDED) 1248

VOLUME 7

APPENDIX G - ANALYTICAL DATA (CONTINUED) 1a

G.4 VOHAPS DATA 1c

VOLUME 8

APPENDIX G - ANALYTICAL DATA (CONCLUDED) 1a

G.4 VOHAPS DATA (CONCLUDED) 1c
G.5 EPA METHOD 18 REPORT AND DATA 260

LIST OF TABLES

		Page
Table 1.1	Test Log Tunnel Exhaust Duct, Asphalt Plant C - California	1-4
Table 1.2	Test Log Silo Exhaust Duct, Asphalt Plant C - California	1-5
Table 2.1	Summary of Results, Production Emissions for PM, MCEM, PAH, SVOHAP and VOHAP, Asphalt Plant C, California - July 1998	2-3
Table 2.2	Summary of Results, Average PM and MCEM Emissions, Asphalt Plant C, California - July 1998	2-4
Table 2.3	Summary of Results, Average PAH and SVOHAP Emissions, Asphalt Plant C, California - July 1998	2-5
Table 2.4	Summary of Results, Average VOHAP Emissions, Asphalt Plant C, California - July 1998	2-6
Table 2.5	Summary of Results, PAHS, SVOHAPS, & VOHAPS Average Emissions, Silo Exhaust Duct - Asphalt Plant C, California, July 1998	2-7
Table 2.6	PM and MCEM Emissions Sampling and Exhaust Gas Parameters Normal Operations, Tunnel Exhaust Duct, Asphalt Plant C - California	2-16
Table 2.7	PM and MCEM Exhaust Gas Concentrations and Emission Rates, Normal Operations, Tunnel Exhaust Duct, Asphalt Plant C - California	2-17
Table 2.8	PAHs and Semi-Volatile Organics Emissions Sampling and Exhaust Gas Parameters, Normal Operations, Tunnel Exhaust Duct, Asphalt Plant C - California	2-18
Table 2.9	PAHs Exhaust Gas Concentrations and Emission Rates, Normal Operations Tunnel Exhaust Duct, Asphalt Plant C - California	2-19
Table 2.10	Semi-Volatile Organics Exhaust Gas Concentrations and Emission Rates, Normal Operations, Tunnel Exhaust Duct, Asphalt Plant C - California	2-21
Table 2.11	Volatile Organics - SW-846 Method 0030 Emissions Sampling and Exhaust Gas Parameters, Normal Operations, Tunnel Exhaust Duct, Asphalt Plant C - California	2-30
Table 2.12	Volatile Organics - SW-846 Method 0030 Exhaust Gas Concentrations and Emission Rates, Normal Operation, Tunnel Exhaust Duct, Asphalt Plant C - California	2-31
Table 2.13	Volatile Organics - EPA Method 18 Emissions Sampling and Exhaust Gas Parameters, Normal Operations, Tunnel Exhaust Duct, Asphalt Plant C - California	2-36
Table 2.14	Volatile Organics - EPA Method 18 Exhaust Gas Concentrations and Emission Rates, Normal Operations, Tunnel Exhaust Duct, Asphalt Plant C - California	2-37
Table 2.15	On-Site GC/MS Volatile Organics Exhaust Gas Concentrations and Emission Rates with Vost (SW-846 Method 0030) and EPA Method 18 Comparison, Tunnel Exhaust Duct, Asphalt Plant C - California 7/24/98	2-38
Table 2.16	PM and MCEM Emissions Sampling and Exhaust Gas Parameters, Background Condition, Tunnel Exhaust Duct, Asphalt Plant C - California	2-39

LIST OF TABLES (CONTINUED)

Page

Table 2.17 PM and MCEM Exhaust Gas Concentrations and Emission Rates, Background Condition, Tunnel Exhaust Duct, Asphalt Plant C - California 2-40
Table 2.18 PAHs and Semi-Volatile Organics Emissions Sampling and Exhaust Gas Parameters Background Condition, Tunnel Exhaust Duct, Asphalt Plant C - California 2-41
Table 2.19 PAHs Exhaust Gas Concentrations and Emission Rates, Background Condition, Tunnel Exhaust Duct, Asphalt Plant C - California 2-42
Table 2.20 Semi-Volatile Organics Exhaust Gas Concentrations and Emission Rates, Background Condition, Tunnel Exhaust Duct, Asphalt Plant C - California 2-44
Table 2.21 Volatile Organics - SW-846 Method 0030 Emissions Sampling and Exhaust Gas Parameters, Background Condition, Tunnel Exhaust Duct, Asphalt Plant C - California 2-53
Table 2.22 Volatile Organics - SW-846 Method 0030 Exhaust Gas Concentrations and Emission Rates, Background Condition, Tunnel Exhaust Duct, Asphalt Plant C - California 2-54
Table 2.23 Volatile Organics - EPA Method 18 Emissions Sampling and Exhaust Gas Parameters, Background Condition, Tunnel Exhaust Duct, Asphalt Plant C - California 2-59
Table 2.24 Volatile Organics - EPA Method 18 Exhaust Gas Concentrations and Emission Rates, Background Condition, Tunnel Exhaust Duct, Asphalt Plant C - California 2-60
Table 2.25 Sample Log Silo Exhaust Duct, Asphalt Plant C - California 2-61
Table 2.26 PM and MCEM Emissions Sampling and Exhaust Gas Parameters, Silo Exhaust Duct, Asphalt Plant C - California 2-62
Table 2.27 PM and MCEM Exhaust Gas Concentrations and Emission Rates, Silo Exhaust Duct, Asphalt Plant C - California 2-63
Table 2.28 PAHs and Semi-Volatile Organics Emissions Sampling and Exhaust Gas Parameters, Silo Exhaust Duct, Asphalt Plant C - California 2-64
Table 2.29 PAHs Exhaust Gas Concentrations and Emission Rates, Silo Exhaust Duct, Asphalt Plant C - California 2-65
Table 2.30 Semi-Volatile Organics Exhaust Gas Concentrations and Emission Rates, Silo Exhaust Duct, Asphalt Plant C - California 2-67
Table 2.31 Volatile Organics - SW-846 Method 0030 Emissions Sampling and Exhaust Gas Parameters, Silo Exhaust Duct, Asphalt Plant C - California . 2-76
Table 2.32 Volatile Organics - SW-846 Method 0030 Exhaust Gas Concentrations and Emission Rates, Silo Exhaust Duct, Asphalt Plant C - California 2-77
Table 2.33 On-Site GC/MS Volatile Organics Exhaust Gas Concentrations and Emission Rates with Vost (SW-846 Method 0030) Comparison, Silo Exhaust Duct, Asphalt Plant C - California 7/25/98 2-82
Table 2.34 PM and MCEM Deposition Estimates, Asphalt Plant C - California 2-83

LIST OF TABLES (CONCLUDED)

Page

Table 2.35 Meteorological Data Summary, Asphalt Plant C - California 2-84

Table 3.1 Load-out Data Used in TED Emission Calculations 3-6
Table 3.2 Load-in Data for Silo No. 2 Used in SED Emission Calculations 3-7
Table 3.3 Asphalt Temperatures at Load-out, Asphalt Plant C, California 3-8
Table 3.4 Mass Change of Asphalt, Asphalt Plant C, California 3-9
Table 3.5 Results of Metals Analyses of Asphalt Samples, Asphalt Plant C, California 3-10
Table 3.6 Air Velocity Over Transport Trucks During Load-out, Asphalt Plant C, California 3-11

Table 5.1 Summary of Sampling and Analytical Methods, Asphalt Plant C, California 5-2

Table 6.1 Summary of Temperature Sensor Calibration Data 6-8
Table 6.2 Summary of Pitot Tube Dimensional Data 6-9
Table 6.3 Summary of Dry Gas Meter and Orifice Calibration Data 6-10
Table 6.4 Summary of EPA Method 315 and SW-846 Method 0010 Field Sampling QA/QC Data 6-11
Table 6.5 Summary of EPA Method 315 Blank Sample Catches 6-12
Table 6.6 SW-846 Method 0010 PAHs Field and Laboratory Blanks Results, Tunnel Exhaust Duct 6-13
Table 6.7 SW-846 Method 0010 PAHs Field and Laboratory Blanks Results, Silo Exhaust Duct 6-14
Table 6.8 SW-846 Method 0010 PAHs Surrogate Recovery Results, Tunnel Exhaust Duct 6-15
Table 6.9 SW-846 Method 0010 Semi-Volatile Surrogate Recovery Results Tunnel Exhaust Duct 6-16
Table 6.10 SW-846 Method 0010 PAHs Surrogate Recovery Results, Silo Exhaust Duct 6-17
Table 6.11 SW-846 Method 0010 Semi-Volatile Surrogate Recovery Results Silo Exhaust Duct 6-18
Table 6.12 SW-846 Method 0030 Field and Laboratory Blanks Results Tunnel Exhaust Duct 6-19
Table 6.13 SW-846 Method 0030 Laboratory Blank Results, Silo Exhaust Duct 6-20
Table 6.14 SW-846 Method 0030 Surrogate Recovery Results Tunnel Exhaust Duct 6-21
Table 6.15 SW-846 Method 0030 Surrogate Recovery Results Silo Exhaust Duct 6-22

LIST OF FIGURES

		Page
Figure 1.1	Project Organization - US EPA Hot Mix Asphalt Load-out Operation, Asphalt Plant C, California	1-6
Figure 2.1	Load-out Tunnel and MET Station Location and Average Wind Direction	2-85
Figure 3.1	Process Flow Schematic, Asphalt Plant C, California	3-2
Figure 3.2	Velocity Measurement Locations and Dimensions of Transport Trucks	3-12
Figure 4.1	Tunnel Exhaust Duct Sampling Locations, Asphalt Plant C, California	4-2
Figure 4.2	Tunnel Exhaust Duct Traverse Point Locations, Asphalt Plant C, California	4-3
Figure 4.3	Silo Exhaust Duct Sampling Locations, Asphalt Plant C, California	4-4
Figure 4.4	Silo Exhaust Duct Traverse Point Locations, Asphalt Plant C, California	4-5
Figure 5.1	EPA Method 315 Sampling Train Schematic	5-4
Figure 5.2	SW-846 Method 0030 Sampling Train Schematic	5-6
Figure 5.3	SW-846 Method 0010 Sampling Train Schematic	5-8
Figure 5.4	Location of TED Deposition Test Plates T_1, T_2, and T_3	5-11

GLOSSARY OF TERMS

ASTM – American Society for Testing and Materials
CEMS – Continuous Emissions Monitoring System
CTS – Calibration Transfer Standard
EMC – Emissions Measurement Center
EMAD – Emission Monitoring and Analysis Division
ESP – Electrostatic Precipitator
FID – Flame Ionization Detector
FTIR – Fourier Transform Infrared Spectroscopy
HAP – Hazardous Air Pollutant
MCEM – Methylene Chloride Extractable Matter
MRI – Midwest Research Institute
PES – Pacific Environmental Services
PM – Particulate Matter
PTE – Permanent Total Enclosure
RAP – Recycled Asphalt
RTFOT – Rolling Thin Film Oven Test
SED – Silo Exhaust Duct

GLOSSARY OF TERMS (CONTINUED)

SMTG – Source Measurement Technology Group
SVOHAP – Semi-Volatile Organic Hazardous Air Pollutant
TED – Tunnel Emissions Duct
TFOT – Thin Film Oven Test
THC – Total Hydrocarbons
VOHAP – Volatile Organic Hazardous Air Pollutant
VOST – Volatile Organic Sampling Train

VOLUME 5B

APPENDIX G

ANALYTICAL DATA (CONTINUED)

G.3 SVOHAPS DATA (CONCLUDED)

Semivolatile Organics
Method 0010/8270

Client Name: Pacific Environmental Services
Client ID: S-MM5-RB-F,FH,XAD,COND,BH
LAB ID: 300681-0009-SA
Matrix: AIRTRAIN Sampled: 25 JUL 98 Received: 30 JUL 98
Authorized: 30 JUL 98 Prepared: 31 JUL 98 Analyzed: 31 AUG 98

Dilution Factor: 1.0

Parameter	Wet wt. Result	Units	Reporting Limit	Qualifier
Phenol	ND	ug/Sample	30	R
bis(2-Chloroethyl)ether	ND	ug/Sample	30	
2-Chlorophenol	ND	ug/Sample	30	
1,3-Dichlorobenzene	ND	ug/Sample	30	
1,4-Dichlorobenzene	ND	ug/Sample	30	
Benzyl alcohol	ND	ug/Sample	30	
1,2-Dichlorobenzene	ND	ug/Sample	30	
2-Methylphenol	ND	ug/Sample	30	
2,2'-Oxybis(1-chloropropane)	ND	ug/Sample	30	
3/4-Methylphenol	ND	ug/Sample	30	
N-Nitroso-di-n-propylamine	ND	ug/Sample	30	
Hexachloroethane	ND	ug/Sample	30	
Nitrobenzene	ND	ug/Sample	30	
Isophorone	ND	ug/Sample	30	
2-Nitrophenol	ND	ug/Sample	30	
2,4-Dimethylphenol	ND	ug/Sample	30	
Benzoic acid	ND	ug/Sample	150	
bis(2-Chloroethoxy)-methane	ND	ug/Sample	30	
2,4-Dichlorophenol	ND	ug/Sample	30	
1,2,4-Trichlorobenzene	ND	ug/Sample	30	
Naphthalene	ND	ug/Sample	30	
4-Chloroaniline	ND	ug/Sample	30	
Hexachlorobutadiene	ND	ug/Sample	30	
4-Chloro-3-methylphenol	ND	ug/Sample	30	
2-Methylnaphthalene	ND	ug/Sample	30	
Hexachlorocyclopentadiene	ND	ug/Sample	30	
2,4,6-Trichlorophenol	ND	ug/Sample	30	
2,4,5-Trichlorophenol	ND	ug/Sample	150	
2-Chloronaphthalene	ND	ug/Sample	30	
2-Nitroaniline	ND	ug/Sample	30	
Dimethyl phthalate	ND	ug/Sample	30	
Acenaphthylene	ND	ug/Sample	30	
3-Nitroaniline	ND	ug/Sample	150	
Acenaphthene	ND	ug/Sample	30	
2,4-Dinitrophenol	ND	ug/Sample	150	
4-Nitrophenol	ND	ug/Sample	150	
Dibenzofuran	ND	ug/Sample	30	

Note R = Reporting limit(s) raised due to sample volume limitations.
ND = Not Detected

Reported By: Emily Uebelhoer Approved By: Karin Yee

The cover letter is an integral part of this report.
Rev 230787

Semivolatile Organics
Method 0010/8270

(cont.

Client Name: Pacific Environmental Services
Client ID: S-MM5-RB-F,FH,XAD,COND,BH
LAB ID: 300681-0009-SA
Matrix: AIRTRAIN Sampled: 25 JUL 98 Received: 30 JUL 98
Authorized: 30 JUL 98 Prepared: 31 JUL 98 Analyzed: 31 AUG 98

Dilution Factor: 1.0

Parameter	Wet wt. Result	Units	Reporting Limit	Qualifier
2,4-Dinitrotoluene	ND	ug/Sample	30	
2,6-Dinitrotoluene	ND	ug/Sample	30	
Diethyl phthalate	ND	ug/Sample	30	
4-Chlorophenyl phenyl ether	ND	ug/Sample	30	
Fluorene	ND	ug/Sample	30	
4-Nitroaniline	ND	ug/Sample	150	
4,6-Dinitro-2-methylphenol	ND	ug/Sample	150	
N-Nitrosodiphenylamine	ND	ug/Sample	30	
4-Bromophenyl phenyl ether	ND	ug/Sample	30	
Hexachlorobenzene	ND	ug/Sample	30	
Pentachlorophenol	ND	ug/Sample	150	
Phenanthrene	ND	ug/Sample	30	
Anthracene	ND	ug/Sample	30	
Di-n-butyl phthalate	ND	ug/Sample	30	
Fluoranthene	ND	ug/Sample	30	
Pyrene	ND	ug/Sample	30	
Butyl benzyl phthalate	ND	ug/Sample	30	
3,3'-Dichlorobenzidine	ND	ug/Sample	60	
Benzo(a)anthracene	ND	ug/Sample	30	
bis(2-Ethylhexyl)-phthalate	ND	ug/Sample	30	
Chrysene	ND	ug/Sample	30	
Di-n-octyl phthalate	ND	ug/Sample	30	
Benzo(b)fluoranthene	ND	ug/Sample	30	
Benzo(k)fluoranthene	ND	ug/Sample	30	
Benzo(a)pyrene	ND	ug/Sample	30	
Indeno(1,2,3-cd)pyrene	ND	ug/Sample	30	
Dibenz(a,h)anthracene	ND	ug/Sample	30	
Benzo(g,h,i)perylene	ND	ug/Sample	30	
Acetophenone	ND	ug/Sample	30	
4-Aminobiphenyl	ND	ug/Sample	150	
Aniline	ND	ug/Sample	30	
Benzidine	ND	ug/Sample	300	
3,3'-Dimethylbenzidine	ND	ug/Sample	60	
N-Nitrosodimethylamine	ND	ug/Sample	30	
N-Nitrosomorpholine	ND	ug/Sample	30	
Pentachloronitrobenzene (PCNB)	ND	ug/Sample	150	
o-Toluidine	ND	ug/Sample	60	

ND = Not Detected

Reported By: Emily Uebelhoer Approved By: Karin Yee

The cover letter is an integral part of this report.
Rev 230787

Semivolatile Organics (cont.)
Method 0010/8270

Client Name: Pacific Environmental Services
Client ID: S-MM5-RB-F,FH,XAD,COND,BH
LAB ID: 300681-0009-SA
Matrix: AIRTRAIN Sampled: 25 JUL 98 Received: 30 JUL 98
Authorized: 30 JUL 98 Prepared: 31 JUL 98 Analyzed: 31 AUG 98

Dilution Factor: 1.0

Parameter	Wet wt. Result	Units	Reporting Limit	Qualifier
2-Methoxybenzenamine	ND	ug/Sample	--	K
Biphenyl	ND	ug/Sample	--	K
Chloroacetophenone	ND	ug/Sample	--	K
Cumene	ND	ug/Sample	--	K
DBCP (1,2-Dibromo-3-chloropropane)	ND	ug/Sample	--	K
Benzo(e)pyrene	ND	ug/Sample	--	K
N-N-Diethylaniline	ND	ug/Sample	--	K
Dimethylaniline	ND	ug/Sample	--	K
3,3'-Dimethoxybenzidine	ND	ug/Sample	--	K
Hydroquinone	ND	ug/Sample	--	K
4,4'-Methyl-bis(2-chloroaniline)	ND	ug/Sample	--	K
4-Nitrodiphenyl	ND	ug/Sample	--	K
Trifluralin	ND	ug/Sample	--	K

Surrogate	Recovery	Acceptable Range
Nitrobenzene-d5	61 %	45 - 107
2-Fluorobiphenyl	86 %	62 - 110
Terphenyl-d14	97 %	58 - 135
Phenol-d5	67 %	43 - 130
2-Fluorophenol	62 %	36 - 111
2,4,6-Tribromophenol	84 %	58 - 131

Note K = Identified by mass spectrum only; quantitation based on 1:1 response with internal standard.
ND = Not Detected

Reported By: Emily Uebelhoer Approved By: Karin Yee

The cover letter is an integral part of this report.
Rev 230787

Semivolatiles Library Search (20 Compound TID)
Method 8270

Client Name: Pacific Environmental Services
Client ID: S-MM5-RB-F,FH,XAD,COND,BH
LAB ID: 300681-0009-SA
Matrix: AIRTRAIN Sampled: 25 JUL 98 Received: 30 JUL 98
Authorized: 30 JUL 98 Prepared: NA Analyzed: 31 AUG 98

Dilution Factor: 1.0

Parameter	Result	Units	Reporting Limit	Qualifier
n-Nonane	400	ug/Sample	--	0
Unknown	51	ug/Sample	--	
Unknown	77	ug/Sample	--	
Unknown	71	ug/Sample	--	
Unknown	42	ug/Sample	--	
Unknown	63	ug/Sample	--	
Unknown	99	ug/Sample	--	
5-Eiconsene,(E) -	250	ug/Sample	--	0
Unknown	94	ug/Sample	--	
Unknown	63	ug/Sample	--	
Unknown alkane	27	ug/Sample	--	
Unknown	35	ug/Sample	--	
Unknown	140	ug/Sample	--	
4-Hydroxy-4-methyl-2-pentanone	270	ug/Sample	--	0
Unknown	110	ug/Sample	--	
Unknown	81	ug/Sample	--	
Unknown	26	ug/Sample	--	
9-Eicosene (E)-	57	ug/Sample	--	0
Unknown	61	ug/Sample	--	
Unknown	72	ug/Sample	--	

Note 0 = Or structurally similar compound (isomer).
NA = Not Applicable

Reported By: Emily Uebelhoer Approved By: Karin Yee

The cover letter is an integral part of this report.
Rev 230787

QUANTERRA GC/MS
Target Compound Data Summary Sheet

Data File: 30068109
Std Id: ST16980831

Sample: S-MM5-RB 1/3SA/1ML INST. ID: F16
Client: PACIFI Date Analyzed: 08/31/98 22:58
Analyst: DAT Instrument ID: F16 Run Factor: 3.00
Quan List Threshold: 0.95 Surrogate Vol.: 1.00

Surrogate Spike Recoveries
8270-G, LIMS 10/10/96

Surrogate	Surrogate Amount (ug) Spiked	Measured	% Recovery Measured	QC limits
CS20 NITROBENZENE-D5	50.00	30.60	61.2	45 107
CS25 2-FLUOROBIPHENY	50.00	43.00	86.0	62 110
CS30 TERPHENYL-D14	50.00	48.60	97.2	58 135
CS45 PHENOL-D5	100.0	66.90	66.9	43 130
CS50 2-FLUOROPHENOL	100.0	62.40	62.4	36 111
CS55 2,4,6-TRIBROMOP	100.0	84.30	84.3	58 131

Target Compounds: SAP9

Parameter	Scan	Result	Units	Reporting Limit
HEXACHLOROBENZENE-C13		ND	UG/A	30.0
C310 N-NITROSODIMETHYLAMINE		ND	UG/A	30.0
PYRIDINE		ND	UG/A	60.0
2-PICOLINE		ND	UG/A	30.0
N-NITROSOMETHYLETHYLAMINE		ND	UG/A	30.0
METHYLMETHANESULFONATE		ND	UG/A	30.0
N-NITROSODIETHYLAMINE		ND	UG/A	30.0
ETHYLMETHANE SULFONATE		ND	UG/A	30.0
PENTACHLOROETHANE		ND	UG/A	30.0
C320 ANILINE		ND	UG/A	30.0
C315 PHENOL		ND	UG/A	30.0
C325 BIS(2-CHLOROETHYL)ETHER		ND	UG/A	30.0
C330 2-CHLOROPHENOL		ND	UG/A	30.0
C335 1,3-DICHLOROBENZENE		ND	UG/A	30.0
C340 1,4-DICHLOROBENZENE		ND	UG/A	30.0
C345 BENZYL ALCOHOL		ND	UG/A	30.0
C350 1,2-DICHLOROBENZENE		ND	UG/A	30.0
C355 2-METHYLPHENOL		ND	UG/A	30.0
C360 2,2'-OXYBIS(1-CLPROPAN)		ND	UG/A	30.0
C361 ACETOPHENONE		ND	UG/A	30.0
N-NITROSOPYRROLIDINE		ND	UG/A	30.0
N-NITROSOMORPHOLINE		ND	UG/A	30.0
3-METHYL PHENOL		ND	UG/A	30.0
C365 4-METHYLPHENOL		ND	UG/A	30.0
C370 N-NITROSO-DI-N-PROPYLAM		ND	UG/A	30.0
O-TOLUIDINE		ND	UG/A	30.0
C375 HEXACHLOROETHANE		ND	UG/A	30.0
C410 NITROBENZENE		ND	UG/A	30.0
N-NITROSOPIPERIDINE		ND	UG/A	30.0

Reviewed by: 9/17/98

QUANTERRA GC/MS

Target Compound Data Summary Sheet

Data File: 30068109
Std Id: ST16980831

Sample: S-MM5-RB 1/3SA/1ML INST. ID: F16
Client: PACIFI Date Analyzed: 08/31/98 22:58
Analyst: DAT Instrument ID: F16 Run Factor: 3.00
Quan List Threshold: 0.95 Surrogate Vol.: 1.00

Target Compounds: SAP9

Parameter	Scan	Result	Units	Reporting Limit
C415 ISOPHORONE		ND	UG/A	30.0
C420 2-NITROPHENOL		ND	UG/A	30.0
C425 2,4-DIMETHYLPHENOL		ND	UG/A	30.0
C435 BIS(2-CHLOROETHOXY)METH		ND	UG/A	30.0
C440 2,4-DICHLOROPHENOL		ND	UG/A	30.0
C430 BENZOIC ACID		ND	UG/A	150.0
AA-DIMETHYLPHENETHYLAMINE		ND	UG/A	30.0
C445 1,2,4-TRICHLOROBENZENE		ND	UG/A	30.0
C450 NAPHTHALENE		ND	UG/A	30.0
C455 4-CHLOROANALINE		ND	UG/A	30.0
2,6-DICHLOROPHENOL		ND	UG/A	30.0
HEXACHLOROPROPENE		ND	UG/A	30.0
C460 HEXACHLOROBUTADIENE		ND	UG/A	30.0
P-PHENYLENE DIAMINE		ND	UG/A	30.0
N-NITROSODI-N-BUTYLAMINE		ND	UG/A	30.0
C465 4-CHLORO-3-METHYLPHENO		ND	UG/A	30.0
SAFROLE		ND	UG/A	30.0
C470 2-METHYLNAPHTHALENE		ND	UG/A	30.0
1,2,4,5-TETRACHLOROBENZENE		ND	UG/A	30.0
ISOSAFROLE (#1)		ND	UG/A	60.0
C510 HEXACHLOROCYCLOPENTADI		ND	UG/A	30.0
C515 2,4,6-TRICHLOROPHENOL		ND	UG/A	30.0
C520 2,4,5-TRICHLOROPHENOL		ND	UG/A	30.0
ISOSAFROLE (#2)		ND	UG/A	60.0
C525 2-CHLORONAPHTHALENE		ND	UG/A	30.0
1-CHLORONAPHTHALENE		ND	UG/A	15.0
C530 2-NITROANALINE		ND	UG/A	150.0
1,4-NAPHTHOQUINONE		ND	UG/A	30.0
C535 DIMETHYLPHTHALATE		ND	UG/A	30.0
1,3-DINITROBENZENE		ND	UG/A	30.0
C540 ACENAPHTHYLENE		ND	UG/A	30.0
C543 2,6-DINITROTOLUENE		ND	UG/A	30.0
C545 3-NITROANILINE		ND	UG/A	150.0
C550 ACENAPHTHENE		ND	UG/A	30.0
C555 2,4-DINITROPHENOL		ND	UG/A	150.0
C565 DIBENZOFURAN		ND	UG/A	30.0
C560 4-NITROPHENOL		ND	UG/A	150.0
PENTACHLOROBENZENE		ND	UG/A	30.0
C570 2,4-DINITROTOLUENE		ND	UG/A	30.0
1-NAPHTHYLAMINE		ND	UG/A	30.0
2-NAPHTHYLAMINE		ND	UG/A	30.0
2,3,4,6-TETRACHLOROPHENOL		ND	UG/A	60.0
C580 DIETHYLPHTHALATE		ND	UG/A	30.0
C590 FLUORENE		ND	UG/A	30.0

QUANTERRA GC/MS

Target Compound Data Summary Sheet

Data File: 30068109
Std Id: ST16980831

Sample: S-MM5-RB 1/3SA/1ML INST. ID: F16
Client: PACIFI Date Analyzed: 08/31/98 22:58
Analyst: DAT Instrument ID: F16 Run Factor: 3.00
Quan List Threshold: 0.95 Surrogate Vol.: 1.00

Target Compounds: SAP9

Parameter	Scan	Result	Units	Reporting Limit
C585 4-CHLOROPHENYL-PHENYLE		ND	UG/A	30.0
5-NITRO-O-TOLUIDINE		ND	UG/A	30.0
C595 4-NITROANALINE		ND	UG/A	150.0
C610 4,6-DINITRO-2-METHYLPH		ND	UG/A	150.0
C615 N-NITROSODIPHENYLAMINE		ND	UG/A	30.0
C620 AZOBENZENE		ND	UG/A	30.0
SYM-TRINITROBENZENE		ND	UG/A	30.0
C625 4-BROMOPHENYL-PHENYLET		ND	UG/A	30.0
PHENACETIN		ND	UG/A	30.0
DIALLATE	234	ND	UG/A	30.0
C630 HEXACHLOROBENZENE		ND	UG/A	30.0
4-AMINOBIPHENYL		ND	UG/A	30.0
C635 PENTACHLOROPHENOL		ND	UG/A	150.0
PRONAMIDE		ND	UG/A	30.0
PENTACHLORONITROBENZENE		ND	UG/A	150.0
C640 PHENANTHRENE		ND	UG/A	30.0
C645 ANTHRACENE		ND	UG/A	30.0
2SECBUTYL-4,6-DINITROPHENOL		ND	UG/A	30.0
C647 CARBAZOLE		ND	UG/A	30.0
C650 DI-N-BUTYLPHTHALATE		ND	UG/A	30.0
4-NITROQUINOLINE-1-OXIDE		ND	UG/A	30.0
METHAPYRILENE		ND	UG/A	30.0
ISODRIN		ND	UG/A	30.0
C655 FLUORANTHENE		ND	UG/A	30.0
CHLOROBENZILATE		ND	UG/A	30.0
C710 BENZIDINE		ND	UG/A	300.0
C715 PYRENE		ND	UG/A	30.0
ARAMITE (#1)		ND	UG/A	30.0
ARAMITE (#2)		ND	UG/A	30.0
P-DIMETHYLAMINOAZOBENZENE		ND	UG/A	30.0
3,3'-DIMETHYLBENZIDINE		ND	UG/A	30.0
KEPONE		ND	UG/A	150.0
C720 BUTYLBENZYLPHTHALATE		ND	UG/A	30.0
2-ACETYLAMINOFLUORENE		ND	UG/A	30.0
C730 BENZO(A)ANTHRACENE		ND	UG/A	30.0
C725 3,3'-DICHLOROBENZIDINE		ND	UG/A	60.0
C740 CHRYSENE		ND	UG/A	30.0
C745 BIS(2-ETHYLHEXYL)PHTHA		ND	UG/A	30.0
3-METHYLCHOLANTHRENE		ND	UG/A	30.0
C760 DI-N-OCTYL PHTHALATE		ND	UG/A	30.0
C765 BENZO(B)FLUORANTHENE		ND	UG/A	30.0
7,12-DIMETHYLBENZANTHRACENE		ND	UG/A	30.0
C770 BENZO(K)FLUORANTHENE		ND	UG/A	30.0
HEXACHLOROPHENE		ND	UG/A	30.0

QUANTERRA GC/MS

Target Compound Data Summary Sheet

Data File: 30068109
Std Id: ST16980831

Sample: S-MM5-RB 1/3SA/1ML INST. ID: F16
Client: PACIFI Date Analyzed: 08/31/98 22:58
Analyst: DAT Instrument ID: F16 Run Factor: 3.00
Quan List Threshold: 0.95 Surrogate Vol.: 1.00

Target Compounds: SAP9

Parameter	Scan	Result	Units	Reporting Limit
C775 BENZO(A)PYRENE		ND	UG/A	30.0
C780 INDENO(1,2,3-CD)PYRENE		ND	UG/A	30.0
C785 DIBENZ(A,H)ANTHRACENE		ND	UG/A	30.0
C790 BENZO(G,H,I)PERYLENE		ND	UG/A	30.0

DATA FROM FILE: 30068109 SCANS 93 TO 1203 ACQUIRED: 08/31/98 22:58:00
CALI: 30068109 #3
SAMPLE: S-MM5-RB 1/3SA/1ML INST. ID: F16
CONDS.: UG/ML *1ML *100%/100% *(NA/NA)/1/3SA NA M

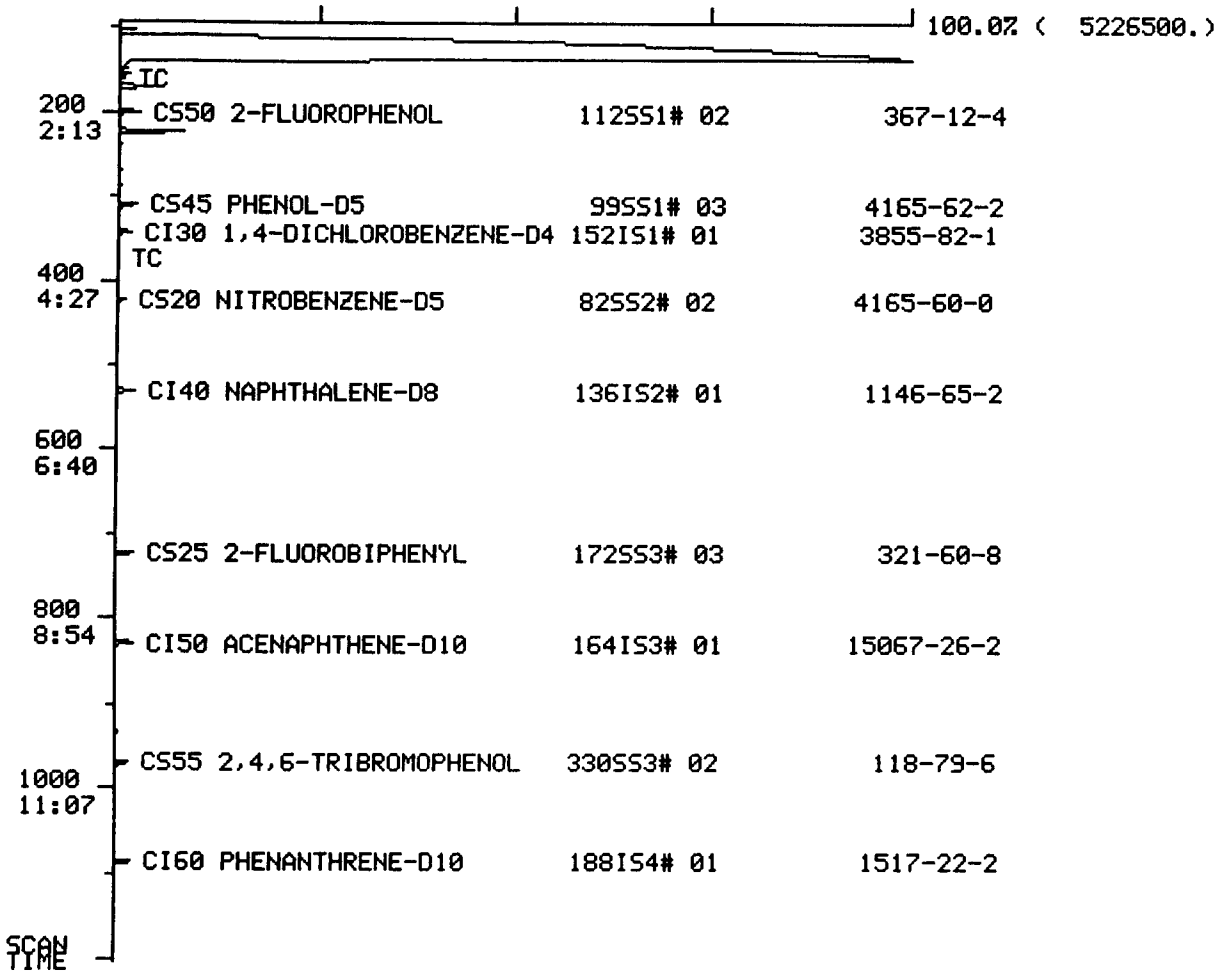

DATA FROM FILE: 30068109 SCANS 1203 TO 2158 ACQUIRED: 08/31/98 22:58:00
CALI: 30068109 #3
SAMPLE: S-MM5-RB 1/3SA/1ML INST. ID: F16
CONDS.: UG/ML *1ML *100%/100% *(NA/NA)/1/3SA NA M

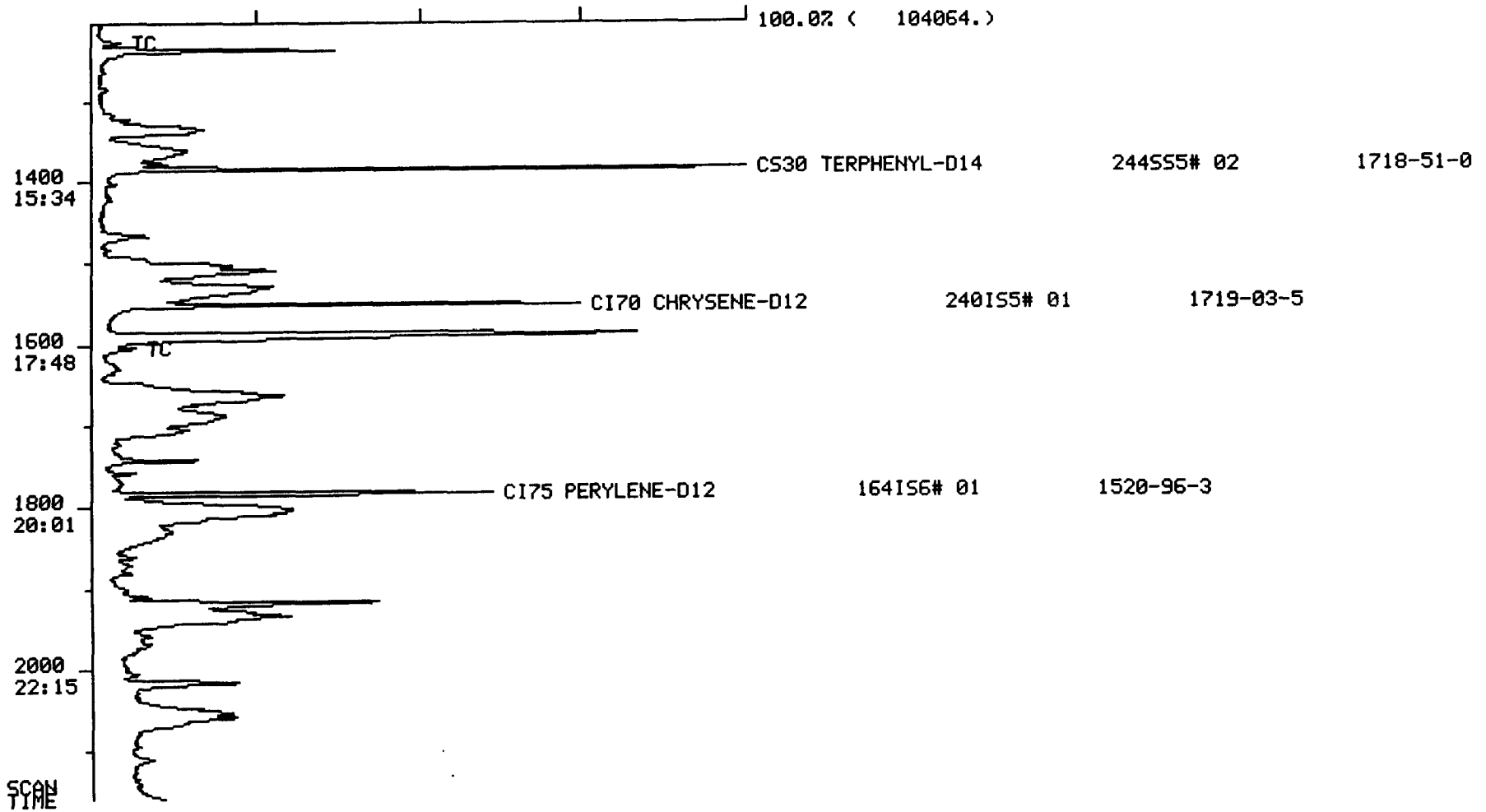

STANDARD USED FOR THIS REPORT IS ST16980831 REPORT PRINTED: 9/01/98 23:44:29

ADDITIONAL STANDARD USED FOR THIS REPORT IS: ST16980831A

QUANTERRA QUANTITATION SUMMARY File: 30068109

Sample: S-MM5-RB 1/3SA/1ML INST. ID: F16
Analyst: DAT Instrument Id: F16 Analyzed: 08/31/98 22:58

Compounds with amounts less than 0.20 reported as NOT FOUND

Units: UG/ML

No	Library Entry	Name	Mass	Meth	Scan	Ref	Area	RRF(L)	Amount
1	S1# 1	CI30 1,4-DICHLOROBENZENE	152	A BB	340	1	36331.	1.000	40.000
2	S2# 1	CI40 NAPHTHALENE-D8	136	A BB	529	2	137829.	1.000	40.000
3	S3# 1	CI50 ACENAPHTHENE-D10	164	A BB	827	3	74485.	1.000	40.000
4	S4# 1	CI60 PHENANTHRENE-D10	188	A BB	1085	4	122676.	1.000	40.000
5	S5# 1	CI70 CHRYSENE-D12	240	A BB	1551	5	71172.	1.000	40.000
6	S6# 1	CI75 PERYLENE-D12	264	A BB	1782	6	56685.	1.000	40.000
7	S2# 2	CS20 NITROBENZENE-D5	82	A BB	421	2	49520.	0.470	30.606
8	S3# 3	CS25 2-FLUOROBIPHENYL	172	A BB	722	3	98741.	1.234	42.961
9	S5# 2	CS30 TERPHENYL-D14	244	A BB	1383	5	86030.	0.995	48.582
10	S1# 3	CS45 PHENOL-D5	99	A BB	308	1	123023.	2.025	66.871
11	S1# 2	CS50 2-FLUOROPHENOL	112	A BB	198	1	77514.	1.368	62.374
12	S3# 2	CS55 2,4,6-TRIBROMOPHENO	330	A BB	968	3	36995.	0.236	84.305
13	S4# 4	HEXACHLOROBENZENE-C13	294		4	NOT FOUND			
14	S1# 15	C310 N-NITROSODIMETHYLAM	74		1	NOT FOUND			
15	S1# 20	PYRIDINE	79		1	NOT FOUND			
16	S1# 30	2-PICOLINE	93	A BB	146	1	449.	1.565	0.316
17	S1# 40	N-NITROSOMETHYLETHYLAMIN	42	A VB	159	1	4136.	0.811	5.614
18	S1# 60	METHYLMETHANESULFONATE	80		1	NOT FOUND			
19	S1# 70	N-NITROSODIETHYLAMINE	102		1	NOT FOUND			
20	S1# 85	ETHYLMETHANE SULFONATE	79		1	NOT FOUND			
21	S1# 95	PENTACHLOROETHANE	117		1	NOT FOUND			
22	S1#100	C320 ANILINE	93		1	NOT FOUND			
23	S1#105	C315 PHENOL	94	A BB	309	1	486.	1.968	0.272
24	S1#110	C325 BIS(2-CHLOROETHYL)E	93		1	NOT FOUND			
25	S1#115	C330 2-CHLOROPHENOL	128		1	NOT FOUND			
26	S1#125	C335 1,3-DICHLOROBENZENE	146		1	NOT FOUND			
27	S1#130	C340 1,4-DICHLOROBENZENE	146		1	NOT FOUND			
28	S1#145	C345 BENZYL ALCOHOL	108	A BB	372	1	2329.	0.854	3.001
29	S1#150	C350 1,2-DICHLOROBENZENE	146		1	NOT FOUND			
30	S1#160	C355 2-METHYLPHENOL	108		1	NOT FOUND			
31	S1#165	C360 2,2'-OXYBIS(1-CLPRO	45		1	NOT FOUND			
32	S1#170	C361 ACETOPHENONE	105		1	NOT FOUND			
33	S1#175	N-NITROSOPYRROLIDINE	100		1	NOT FOUND			
34	S1#180	N-NITROSOMORPHOLINE	56		1	NOT FOUND			
35	S1#182	3-METHYL PHENOL	108	A BB	421	1	568.	2.252	0.278
36	S1#185	C365 4-METHYLPHENOL	108		1	NOT FOUND			
37	S1#190	C370 N-NITROSO-DI-N-PROP	70		1	NOT FOUND			
38	S1#195	O-TOLUIDINE	106		1	NOT FOUND			
39	S1#200	C375 HEXACHLOROETHANE	117		1	NOT FOUND			
40	S2# 10	C410 NITROBENZENE	77		2	NOT FOUND			
41	S2# 15	N-NITROSOPIPERIDINE	42		2	NOT FOUND			
42	S2# 20	C415 ISOPHORONE	82		2	NOT FOUND			
43	S2# 25	C420 2-NITROPHENOL	139		2	NOT FOUND			
44	S2# 30	C425 2,4-DIMETHYLPHENOL	107		2	NOT FOUND			
45	S2# 35	C435 BIS(2-CHLOROETHOXY)	93		2	NOT FOUND			

46	S2#	40	C440	2,4-DICHLOROPHENOL	162	2	NOT FOUND
47	S2#	45	C430	BENZOIC ACID	122	2	NOT FOUND
48	S2#	50	AA-	DIMETHYLPHENETHYLAMIN	58	2	NOT FOUND
49	S2#	55	C445	1,2,4-TRICHLOROBENZ	180	2	NOT FOUND

50	S2# 60	C450	NAPHTHALENE	128		2	NOT FOUND			
51	S2# 80	C455	4-CHLOROANALINE	127		2	NOT FOUND			
52	S2# 85		2,6-DICHLOROPHENOL	162		2	NOT FOUND			
53	S2# 90		HEXACHLOROPROPENE	213		2	NOT FOUND			
54	S2# 95	C460	HEXACHLOROBUTADIENE	225		2	NOT FOUND			
55	S2#115		P-PHENYLENE DIAMINE	108		2	NOT FOUND			
56	S2#120		N-NITROSODI-N-BUTYLAMINE	84		2	NOT FOUND			
57	S2#130	C465	4-CHLORO-3-METHYLPH	107		2	NOT FOUND			
58	S2#140		SAFROLE	162		2	NOT FOUND			
59	S2#145	C470	2-METHYLNAPHTHALENE	142		2	NOT FOUND			
60	S3# 10		1,2,4,5-TETRACHLOROBENZE	214		3	NOT FOUND			
61	S3# 15		ISOSAFROLE (#1)	162		3	NOT FOUND			
62	S3# 20	C510	HEXACHLOROCYCLOPENT	237		3	NOT FOUND			
63	S3# 25	C515	2,4,6-TRICHLOROPHEN	196		3	NOT FOUND			
64	S3# 30	C520	2,4,5-TRICHLOROPHEN	196		3	NOT FOUND			
65	S3# 35		ISOSAFROLE (#2)	104		3	NOT FOUND			
66	S3# 40	C525	2-CHLORONAPHTHALENE	162		3	NOT FOUND			
67	S3# 42		1-CHLORONAPHTHALEN	162		3	NOT FOUND			
68	S3# 45	C530	2-NITROANALINE	65		3	NOT FOUND			
69	S3# 50		1,4-NAPHTHOQUINONE	158		3	NOT FOUND			
70	S3# 55	C535	DIMETHYLPHTHALATE	163		3	NOT FOUND			
71	S3# 60		1,3-DINITROBENZENE	168		3	NOT FOUND			
72	S3# 65	C540	ACENAPHTHYLENE	152		3	NOT FOUND			
73	S3# 70	C543	2,6-DINITROTOLUENE	165		3	NOT FOUND			
74	S3# 75	C545	3-NITROANILINE	138		3	NOT FOUND			
75	S3# 80	C550	ACENAPHTHENE	153		3	NOT FOUND			
76	S3# 85	C555	2,4-DINITROPHENOL	184		3	NOT FOUND			
77	S3# 90	C565	DIBENZOFURAN	168		3	NOT FOUND			
78	S3# 95	C560	4-NITROPHENOL	109		3	NOT FOUND			
79	S3#100		PENTACHLOROBENZENE	250		3	NOT FOUND			
80	S3#105	C570	2,4-DINITROTOLUENE	165		3	NOT FOUND			
81	S3#110		1-NAPHTHYLAMINE	143		3	NOT FOUND			
82	S3#115		2-NAPHTHYLAMINE	143		3	NOT FOUND			
83	S3#120		2,3,4,6-TETRACHLOROPHENO	232		3	NOT FOUND			
84	S3#130	C580	DIETHYLPHTHALATE	149		3	NOT FOUND			
85	S3#135	C590	FLUORENE	166		3	NOT FOUND			
86	S3#140	C585	4-CHLOROPHENYL-PHEN	204		3	NOT FOUND			
87	S3#145		5-NITRO-O-TOLUIDINE	152		3	NOT FOUND			
88	S3#150	C595	4-NITROANALINE	138		3	NOT FOUND			
89	S4# 10	C610	4,6-DINITRO-2-METHY	198		4	NOT FOUND			
90	S4# 15	C615	N-NITROSODIPHENYLAM	169		4	NOT FOUND			
91	S4# 20	C620	AZOBENZENE	77		4	NOT FOUND			
92	S4# 25		SYM-TRINITROBENZENE	75		4	NOT FOUND			
93	S4# 30	C625	4-BROMOPHENYL-PHENY	248		4	NOT FOUND			
94	S4# 35		PHENACETIN	108		4	NOT FOUND			
95	S4# 37		DIALLATE	234		4	NOT FOUND			
96	S4# 40	C630	HEXACHLOROBENZENE	284		4	NOT FOUND			
97	S4# 45		4-AMINOBIPHENYL	169		4	NOT FOUND			
98	S4# 50	C635	PENTACHLOROPHENOL	266		4	NOT FOUND			
99	S4# 55		PRONAMIDE	173		4	NOT FOUND			
100	S4# 60		PENTACHLORONITROBENZENE	237		4	NOT FOUND			
101	S4# 65	C640	PHENANTHRENE	178		4	NOT FOUND			
102	S4# 70	C645	ANTHRACENE	178		4	NOT FOUND			
103	S4# 75		2SECBUTYL-4,6-DINITROPHE	211		4	NOT FOUND			
104	S4# 80	C647	CARBAZOLE	167		4	NOT FOUND			
105	S4# 85	C650	DI-N-BUTYLPHTHALATE	149	A BB 1226	4		4688.	1.247	1.226
106	S4#100		4-NITROQUINOLINE-1-OXIDE	190		4	NOT FOUND			
107	S4#105		METHAPYRILENE	58		4	NOT FOUND			
108	S4#106		ISODRIN	193		4	NOT FOUND			
109	S4#110	C655	FLUORANTHENE	202		4	NOT FOUND			
110	S4#120		CHLOROBENZILATE	139		4	NOT FOUND			

```
111 S5# 10 C710 BENZIDINE            184       5  NOT FOUND
112 S5# 15 C715 PYRENE               202       5  NOT FOUND
113 S5# 20 ARAMITE (#1)              185       5  NOT FOUND
114 S5# 25 ARAMITE (#2)              185       5  NOT FOUND
115 S5# 30 P-DIMETHYLAMINOAZOBENZEN 120       5  NOT FOUND
116 S5# 35 3,3'-DIMETHYLBENZIDINE   212       5  NOT FOUND
117 S5# 37  KEPONE                   272       5  NOT FOUND
118 S5# 40 C720 BUTYLBENZYLPHTHALAT 149       5  NOT FOUND
119 S5# 45 2-ACETYLAMINOFLUORENE    181       5  NOT FOUND
120 S5# 50 C730 BENZO(A)ANTHRACENE  228       5  NOT FOUND
121 S5# 55 C725 3,3'-DICHLOROBENZID 252       5  NOT FOUND
122 S5# 60 C740 CHRYSENE            228       5  NOT FOUND
123 S5# 65 C745 BIS(2-ETHYLHEXYL)PH 149 A BB 1603  5     3310. 0.980    1.899
124 S5# 85 3-METHYLCHOLANTHRENE     268       5  NOT FOUND
125 S6# 10 C760 DI-N-OCTYL PHTHALAT 149       6  NOT FOUND
126 S6# 15 C765 BENZO(B)FLUORANTHEN 252       6  NOT FOUND
127 S6# 20 7,12-DIMETHYLBENZANTHRAC 256       6  NOT FOUND
128 S6# 25 C770 BENZO(K)FLUORANTHEN 252       6  NOT FOUND
129 S6# 30 HEXACHLOROPHENE          196       6  NOT FOUND
130 S6# 35 C775 BENZO(A)PYRENE      252       6  NOT FOUND
131 S6# 55 C780 INDENO(1,2,3-CD)PYR 276       6  NOT FOUND
132 S6# 60 C785 DIBENZ(A,H)ANTHRACE 278       6  NOT FOUND
133 S6# 65 C790 BENZO(G,H,I)PERYLEN 276       6  NOT FOUND
```

BNA, S LIBRARIES ANALYST: _____ DATE: _____

QUANTERRA Internal Standard Check

Standard Filename: ST16980831 Analyzed: 08/31/98 12:31

Standard	IS# 1 Area	%	RT	IS# 2 Area	%	RT	IS# 3 Area	%	RT
ST16980831	28649.		3.78	100432.		5.90	54347.		9.21
Upper Limit	57297.	=+200	4.28	200864.	=+200	6.40	108695.	=+200	9.71
Lower Limit	14324.	=+ 50	3.28	50216.	=+ 50	5.40	27174.	=+ 50	8.71
Filename									
1 30068109	36331.	= 126	3.78	137829.	= 137	5.88	74485.	= 137	9.20

IS# 1 = CI30 1,4-DICHLOROBENZENE-D4
IS# 2 = CI40 NAPHTHALENE-D8
IS# 3 = CI50 ACENAPHTHENE-D10

* - indicates an I.S. is outside QC limit(s)

Standard	IS# 4 Area	%	RT	IS# 5 Area	%	RT	IS# 6 Area	%	RT
ST16980831	98520.		12.08	62289.		17.26	50750.		19.83
Upper Limit	197039.	=+200	12.58	124578.	=+200	17.76	101500.	=+200	20.33
Lower Limit	49260.	=+ 50	11.58	31145.	=+ 50	16.76	25375.	=+ 50	19.33
Filename									
1 30068109	122676.	= 124	12.07	71172.	= 114	17.25	56685.	= 111	19.82

IS# 4 = CI60 PHENANTHRENE-D10
IS# 5 = CI70 CHRYSENE-D12
IS# 6 = CI75 PERYLENE-D12

* - indicates an I.S. is outside QC limit(s)

Data Reduced by: [illegible] Date: 9/10/98
Data Reviewed by: [illegible] Date: 9/17/98

Data File: 30068109

QUANTERRA GC/MS TIC REPORT (Part 1)

Sample: S-MM5-RB 1/3SA/1ML INST. ID: F16
Analyst: DAT
Date Analyzed: 08/31/98 22:58
Run Factor: 3.00

#	SCAN	Concentration in Sample (UG/A)	CAS #
1	169	270.	123-42-2
	2-PENTANONE, 4-HYDROXY-4-METHYL-		
2	222	400.	111-84-2
	NONANE or isomer		
3	285	25.	100-52-7
	BENZALDEHYDE		
4	932	17.	~~74381-40-1~~
	~~PROPANOIC ACID, 2-METHYL , 1-(1,1-DIMETHYLETHYL)-2-METHYL-1,3-PROPANE~~		
			unknown 5700
5	1236	51.	~~57-10-3~~
	~~HEXADECANOIC ACID~~		
6	1333	77.	00-00-0
	UNKNOWN		
7	1358	71.	00-00-0
	UNKNOWN		
8	1466	23.	~~2432-89-5~~
	~~DECANEDIOIC ACID, DIDECYL ESTER~~		
9	1502	42.	00-00-0
	UNKNOWN		
10	1509	63.	00-00-0
	UNKNOWN		

11 1529 99. 00-00-0
UNKNOWN

5700

12 1587 250. 74685-30-6
5-EICOSENE, (E)- or isomer

13 1661 94. 00-00-0
UNKNOWN

5700

14 1687 63. 00-00-0
UNKNOWN

15 1706 27. ~~295-17-0~~
CYCLOTETRADECANE

alkane 5746400

16 1741 35. 00-00-0
UNKNOWN

5700

17 1801 140. 00-00-0
UNKNOWN

18 1834 14. 00-00-0
UNKNOWN

19 1916 110. ~~1653-33-4~~
~~4-TETRADECANOL~~

20 1934 81. 00-00-0
UNKNOWN

21 1940 26. 00-00-0
UNKNOWN

22 1966 21. 00-00-0
UNKNOWN

23 2014 57. 74685-29-3
9-EICOSENE, (E)- or isomer

24 2051 61. 00-00-0
UNKNOWN

5700

25 2057 72. 00-00-0
UNKNOWN

DATA FILE: 30068109

QUANTERRA GC/MS TIC REPORT (Part 2)

CONCENTRATION = AREA(TIC)*CONC(IS)/AREA(IS)

#	FIT	PURITY	INT. STD.	RT	RRT	AREA	HEIGHT	AMOUNT AS ANALYZED (UG/ML)	LIB	LIB #
1	957	921	1	1:52	0.319	648508.	251136.	90.815	NB	3241.
2	986	940	1	2:28	0.420	946332.	411648.	132.522	NB	5159.
3	966	921	1	3:10	0.539	59934.	18879.	8.393	NB	2017.
4	918	803	2	10:21	1.127	49207.	16122.	5.755	NB	40501.
5	976	775	3	13:44	1.139	139728.	35968.	16.915	NB	35182.
6	891	556	4	14:49	0.859	135216.	12976.	25.735	UK	1.
7	763	578	4	15:06	0.876	124360.	9168.	23.669	UK	1.
8	957	689	4	16:18	0.945	39434.	6486.	7.505	NB	58380.
9	760	383	4	16:42	0.968	73824.	12016.	14.050	UK	1.
10	796	590	4	16:47	0.973	110512.	17856.	21.033	UK	1.
11	931	516	4	17:00	0.986	174176.	15312.	33.150	UK	1.
12	986	810	4	17:39	1.023	437632.	79488.	83.292	NB	39516.
13	925	476	4	18:28	1.071	164160.	15600.	31.244	UK	1.
14	800	573	5	18:45	0.947	97552.	7632.	20.916	UK	1.
15	871	684	5	18:58	0.957	41976.	5648.	9.000	NB	21960.
16	866	561	5	19:21	0.977	55048.	13486.	11.803	UK	1.
17	876	591	5	20:01	1.011	221408.	17472.	47.472	UK	1.
18	924	556	5	20:23	1.029	21952.	2816.	4.707	UK	1.
19	980	781	5	21:18	1.075	175464.	34566.	37.621	NB	26416.
20	775	478	5	21:30	1.085	125664.	16368.	26.943	UK	1.
21	695	441	5	21:34	1.089	41056.	9312.	8.803	UK	1.
22	789	391	5	21:52	1.103	32442.	3297.	6.956	UK	1.
23	949	729	5	22:24	1.130	89076.	16549.	19.099	NB	39515.
24	922	471	5	22:48	1.151	94560.	12016.	20.274	UK	1.
25	749	477	5	22:52	1.154	111664.	13104.	23.942	UK	1.

Library Search Data: 30068109 # 169 Base m/z: 43
08/31/98 22:58:00 + 1:53 Cali: 30068109 # 3 RIC: 229120.
Sample: S-MM5-RB 1/3SA/1ML INST. ID: F16
Conds.: UG/ML *1ML *100%/100% *(NA/NA)/1/3SA NA M
Enhanced (S 15B 2N 0T)

62231 spectra in LIBRARYNB searched for maximum PURITY
630 matched at least 6 of the 16 largest peaks in the unknown

Rank	In.	Name
1	3241	2-PENTANONE, 4-HYDROXY-4-METHYL-
2	5791	1,3-DIOXOLANE-2-METHANOL, 2,4-DIMETHYL-
3	3366	2-PENTANOL, 2,4-DIMETHYL-
4	3288	ACETIC ACID, 1,1-DIMETHYLETHYL ESTER
5	919	TERT-BUTYL HYDROPEROXIDE
6	5594	2-PROPANOL, 2-NITROSO-, ACETATE (ESTER)
7	3349	2-HEXANOL, 2-METHYL-
8	8432	2-HEXANONE, 3-HYDROXY-3,5-DIMETHYL-
9	3234	OXIRANE, [(1-METHYLETHOXY)METHYL]-

Rank	Formula	M.Wt	B.Pk	Purity	Fit	RFit
1	C6.H12.O2	116	43	921	957	934
2	C6.H12.O3	132	43	757	825	800
3	C7.H16.O	116	59	740	760	740
4	C6.H12.O2	116	43	722	769	735
5	C4.H10.O2	90	59	719	861	741
6	C5.H9.O3.N	131	43	706	818	796
7	C7.H16.O	116	59	701	732	701
8	C8.H16.O2	144	59	666	722	693
9	C6.H12.O2	116	43	658	703	676

Rank	Ret.Time	B.P.Int.	US.Par.1	US.Par.2	C.A.S. #
1	—	—	—	—	123-42-2
2	—	—	—	—	53951-43-2
3	—	—	—	—	625-06-9
4	—	—	—	—	540-88-5
5	—	—	—	—	75-91-2
6	—	—	—	—	6931-04-0
7	—	—	—	—	625-23-0
8	—	—	—	—	6321-14-8
9	—	—	—	—	4016-14-2

MID LIBRARY SEARCH (LIBRARYNB)
08/31/98 22:58:00 + 1:53
SAMPLE: S-MM5-RB 1/3SA/1ML INST. ID: F16
CONDS.: UG/ML *1ML *100%/100% *(NA/NA)/1/3SA NA M
ENHANCED (S 15B 2N 0T)

DATA: 30068109 # 169
CALI: 30068109 # 3

BASE M/Z: 43
RIC: 229120.

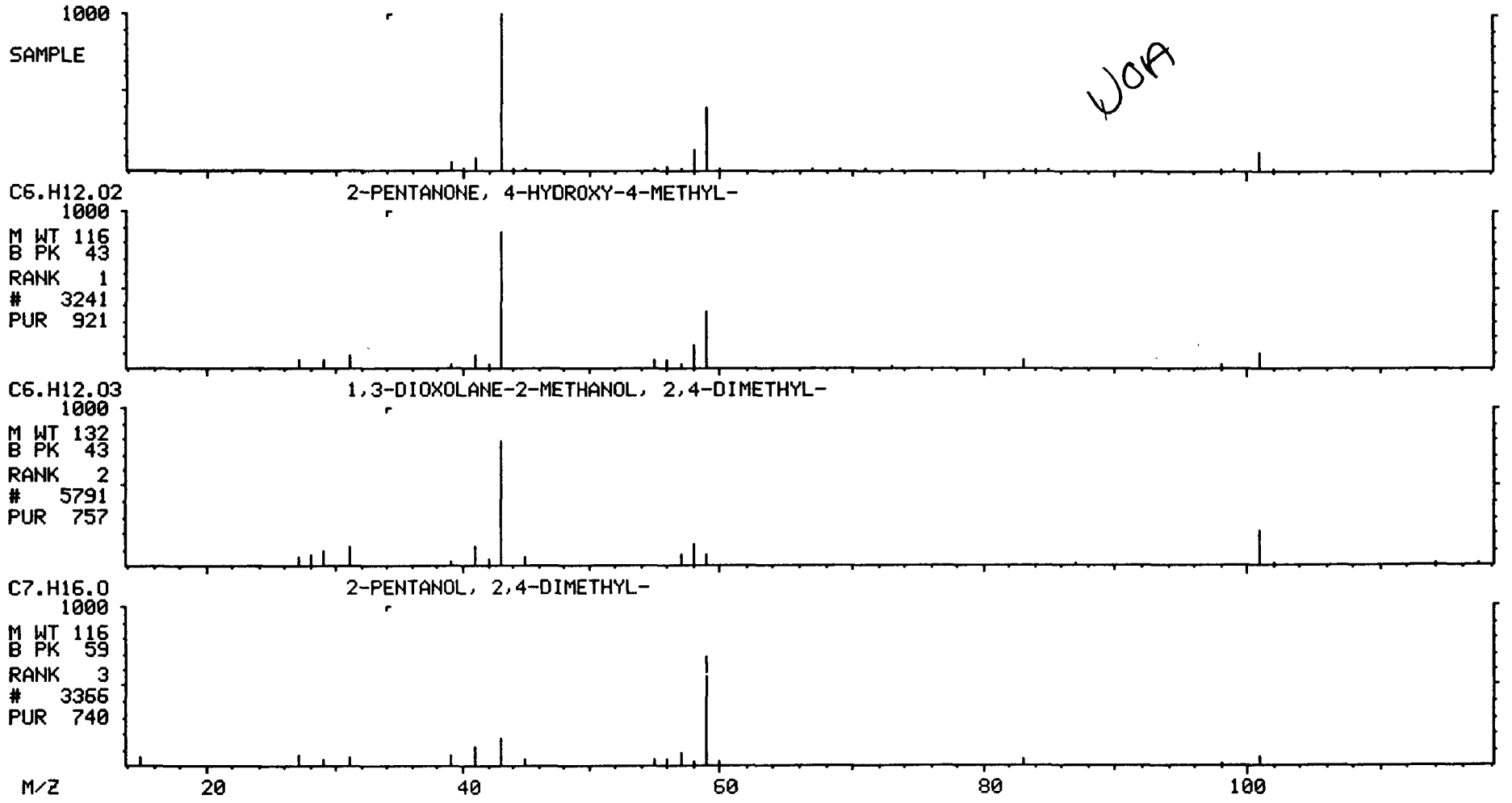

Library Search Data: 30068109 # 222 Base m/z: 43
08/31/98 22:58:00 + 2:28 Cali: 30068109 # 3 RIC: 312320.
Sample: S-MM5-RB 1/3SA/1ML INST. ID: F16
Conds.: UG/ML *1ML *100%/100% *(NA/NA)/1/3SA NA M
Enhanced (S 15B 2N OT)

62231 spectra in LIBRARYNB searched for maximum PURITY
921 matched at least 7 of the 16 largest peaks in the unknown

Rank	In.	Name
1	5159	NONANE
2	5151	HEPTANE, 3,4-DIMETHYL-
3	3086	HEXANE, 2,4-DIMETHYL-
4	19015	DECANE, 2,5,6-TRIMETHYL-
5	5141	HEPTANE, 2,4-DIMETHYL-
6	5154	HEXANE, 4-ETHYL-2-METHYL-
7	11607	UNDECANE
8	5160	PENTANE, 2,2,3,4-TETRAMETHYL-
9	5144	HEPTANE, 4-ETHYL-

Rank	Formula	M.Wt	B.Pk	Purity	Fit	RFit
1	C9.H20	128	43	940	986	940
2	C9.H20	128	43	914	939	914
3	C8.H18	114	43	887	957	898
4	C13.H28	184	57	885	921	895
5	C9.H20	128	43	883	932	884
6	C9.H20	128	57	875	923	875
7	C11.H24	156	43	869	925	913
8	C9.H20	128	57	866	924	866
9	C9.H20	128	43	865	909	872

Rank	Ret.Time	B.P.Int.	US.Par.1	US.Par.2	C.A.S. #
1	—	—	—	—	111-84-2
2	—	—	—	—	922-28-1
3	—	—	—	—	589-43-5
4	—	—	—	—	62108-23-0
5	—	—	—	—	2213-23-2
6	—	—	—	—	3074-75-7
7	—	—	—	—	1120-21-4
8	—	—	—	—	1186-53-4
9	—	—	—	—	2216-32-2

MID LIBRARY SEARCH (LIBRARYNB)
08/31/98 22:58:00 + 2:28
SAMPLE: S-MM5-RB 1/3SA/1ML INST. ID: F16
CONDS.: UG/ML *1ML *100%/100% *(NA/NA)/1/3SA NA M
ENHANCED (S 15B 2N 0T)

DATA: 30068109 # 222
CALI: 30068109 # 3

BASE M/Z: 43
RIC: 312320.

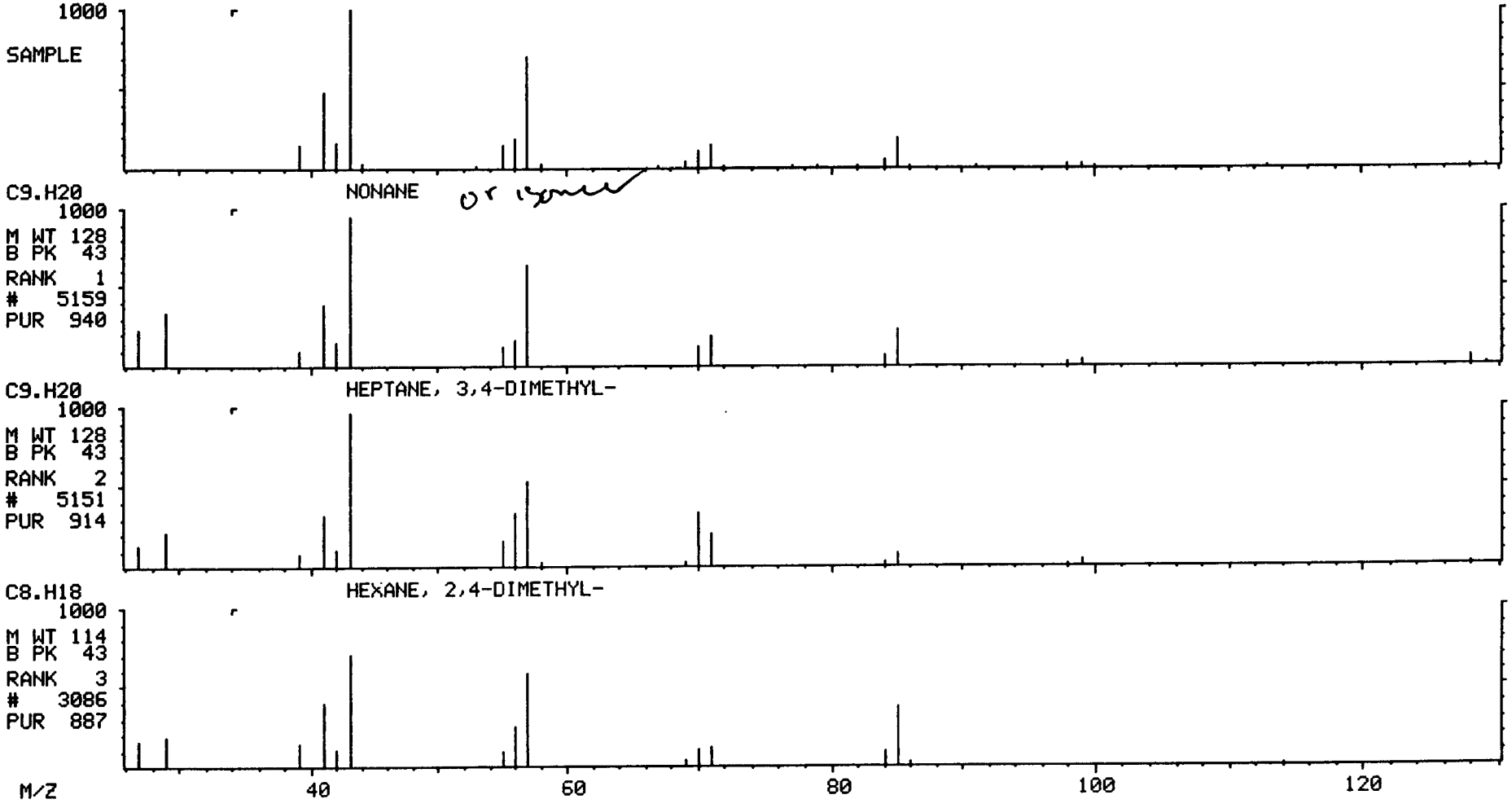

1270

Library Search Data: 30068109 # 285 Base m/z: 77
08/31/98 22:58:00 + 3:10 Cali: 30068109 # 3 RIC: 15136.
Sample: S-MM5-RB 1/3SA/1ML INST. ID: F16
Conds.: UG/ML *1ML *100%/100% *(NA/NA)/1/3SA NA M
Enhanced (S 15B 2N OT)

62231 spectra in LIBRARYNB searched for maximum PURITY
352 matched at least 5 of the 16 largest peaks in the unknown

Rank	In.	Name
1	2017	BENZALDEHYDE
2	7284	BENZOYL CHLORIDE
3	6466	ETHANONE, 2-HYDROXY-1-PHENYL-
4	2014	2,4-HEPTADIEN-6-YNAL, (E,E)-
5	9645	BENZOYLFORMIC ACID
6	9261	1,2-PROPANEDIONE, 1-PHENYL-
7	13112	BENZOYL ISOTHIOCYANATE
8	6857	BENZENECARBOTHIOIC ACID
9	13359	BENZENEACETIC ACID, .ALPHA.-OXO-, METHYL ESTER

Rank	Formula	M.Wt	B.Pk	Purity	Fit	RFit
1	C7.H6.O	106	77	921	966	942
2	C7.H5.O.CL	140	105	816	876	829
3	C8.H8.O2	136	105	798	839	819
4	C7.H6.O	106	105	793	838	803
5	C8.H6.O3	150	105	781	848	806
6	C9.H8.O2	148	105	775	822	801
7	C8.H5.O.N.S	163	105	773	821	789
8	C7.H6.O.S	138	77	763	846	809
9	C9.H8.O3	164	105	761	835	788

Rank	Ret.Time	B.P.Int.	US.Par.1	US.Par.2	C.A.S. #
1	—	—	—	—	100-52-7
2	—	—	—	—	98-88-4
3	—	—	—	—	582-24-1
4	—	—	—	—	7200-04-6
5	—	—	—	—	611-73-4
6	—	—	—	—	579-07-7
7	—	—	—	—	532-55-8
8	—	—	—	—	98-91-9
9	—	—	—	—	15206-55-0

MID LIBRARY SEARCH (LIBRARYNB)
08/31/98 22:58:00 + 3:10
SAMPLE: S-MM5-RB 1/3SA/1ML INST. ID: F16
CONDS.: UG/ML *1ML *100%/100% *(NA/NA)/1/3SA NA M
ENHANCED (S 15B 2N 0T)

DATA: 30068109 # 285
CALI: 30068109 # 3

BASE M/Z: 77
RIC: 15136.

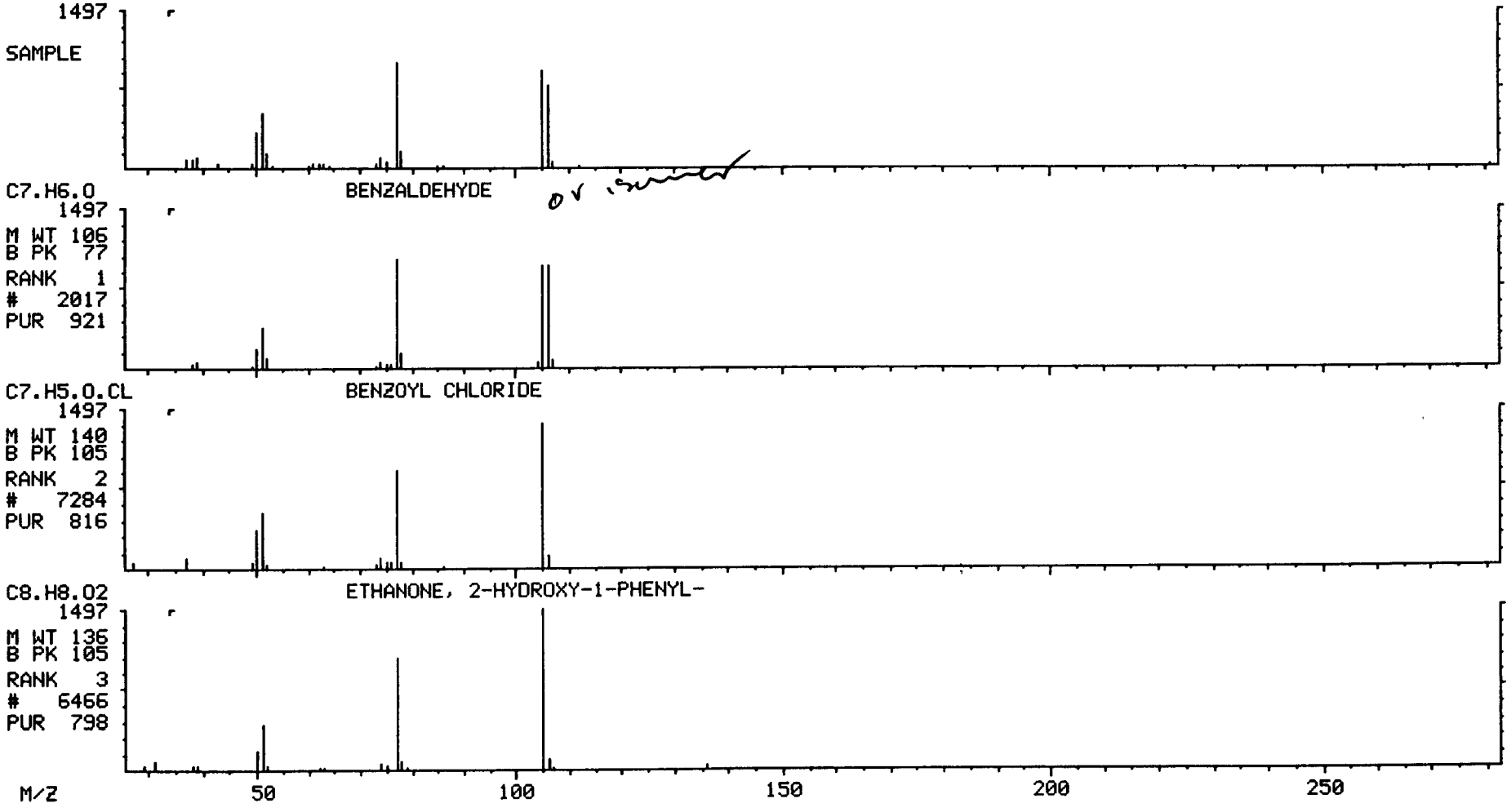

Library Search Data: 30068109 # 932 Base m/z: 71
08/31/98 22:58:00 + 10:22 Cali: 30068109 # 3 RIC: 14704.
Sample: S-MM5-RB 1/3SA/1ML INST. ID: F16
Conds.: UG/ML *1ML *100%/100% *(NA/NA)/1/3SA NA M
Enhanced (S 15B 2N 0T)

62231 spectra in LIBRARYNB searched for maximum PURITY
552 matched at least 6 of the 16 largest peaks in the unknown

Rank	In.	Name
1	40501	PROPANOIC ACID, 2-METHYL-, 1-(1,1-DIMETHYLETHYL)-2-METHYL-1,3-PROPA*
2	26739	PROPANOIC ACID, 2-METHYL-, 2,2-DIMETHYL-1-(2-HYDROXY-1-METHYLETHYL)*
3	40500	PROPANOIC ACID, 2-METHYL-, 2-ETHYL-1-PROPYL-1,3-PROPANEDIYL ESTER
4	4625	1-HEXENE, 3,4,5-TRIMETHYL-
5	4556	ETHANONE, 1-(3-ETHYLCYCLOBUTYL)-
6	2720	4,4-DIMETHYL-1-HEXENE
7	4677	2,4,4-TRIMETHYL-1-HEXENE
8	15779	1,2-CYCLOHEXANEDIOL, 1-METHYL-4-(1-METHYLETHYL)-
9	14787	1-NONENE, 4,6,8-TRIMETHYL-

Rank	Formula	M.Wt	B.Pk	Purity	Fit	RFit
1	C16.H30.O4	286	71	803	918	825
2	C12.H24.O3	216	71	722	883	741
3	C16.H30.O4	286	43	693	841	748
4	C9.H18	126	43	608	810	687
5	C8.H14.O	126	43	593	745	622
6	C8.H16	112	71	592	789	645
7	C9.H18	126	71	556	716	656
8	C10.H20.O2	172	71	528	696	642
9	C12.H24	168	43	519	694	556

Rank	Ret.Time	B.P.Int.	US.Par.1	US.Par.2	C.A.S. #
1	—	—	—	—	74381-40-1
2	—	—	—	—	74367-33-2
3	—	—	—	—	74367-30-9
4	—	—	—	—	56728-10-0
5	—	—	—	—	56335-71-8
6	—	—	—	—	1647-08-1
7	—	—	—	—	51174-12-0
8	—	—	—	—	33669-76-0
9	—	—	—	—	54410-98-9

MID LIBRARY SEARCH (LIBRARYNB)
08/31/98 22:58:00 + 10:22
SAMPLE: S-MM5-RB 1/3SA/1ML INST. ID: F16
CONDS.: UG/ML *1ML *100%/100% *(NA/NA)/1/3SA NA M
ENHANCED (S 15B 2N 0T)

DATA: 30068109 # 932
CALI: 30068109 # 3

BASE M/Z: 71
RIC: 14704.

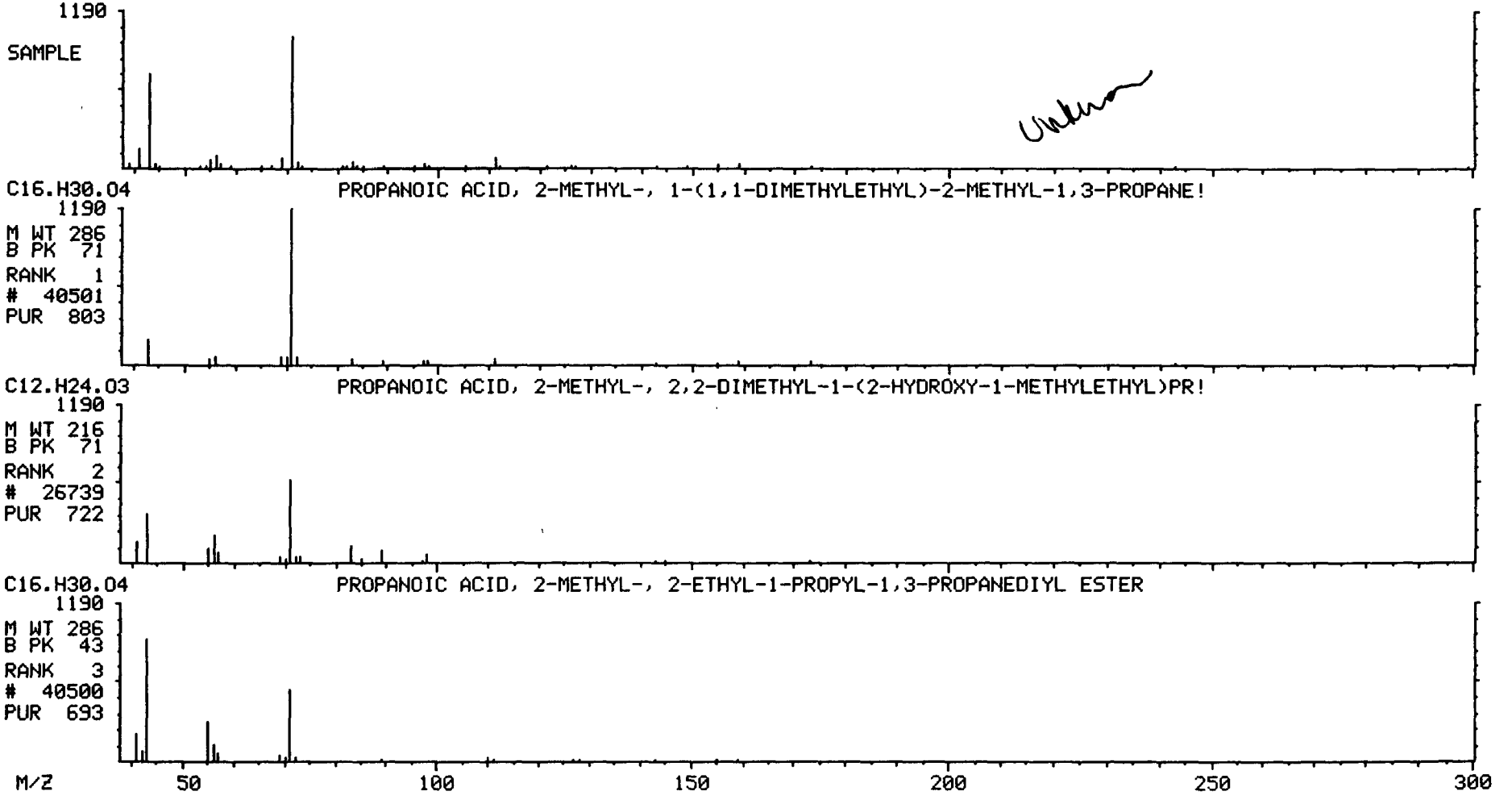

Library Search Data: 30068109 #1236 Base m/z: 73
08/31/98 22:58:00 + 13:45 Cali: 30068109 # 3 RIC: 27392.
Sample: S-MM5-RB 1/3SA/1ML INST. ID: F16
Conds.: UG/ML *1ML *100%/100% *(NA/NA)/1/3SA NA M
Enhanced (S 15B 2N OT)

62231 spectra in LIBRARYNB searched for maximum PURITY
750 matched at least 6 of the 16 largest peaks in the unknown

Rank	In.	Name
1	35182	HEXADECANOIC ACID
2	37913	GLYCINE, N-METHYL-N-(1-OXODODECYL)-
3	40669	DODECANAMIDE, N,N-BIS(2-HYDROXYETHYL)-
4	29642	TETRADECANOIC ACID
5	26351	TRIDECANOIC ACID
6	40184	OCTADECANOIC ACID
7	22949	DODECANOIC ACID
8	19469	UNDECANOIC ACID
9	15784	DECANOIC ACID

Rank	Formula	M.Wt	B.Pk	Purity	Fit	RFit
1	C16.H32.O2	256	43	775	976	778
2	C15.H29.O3.N	271	73	665	979	665
3	C16.H33.O3.N	287	73	642	968	650
4	C14.H28.O2	228	73	623	900	671
5	C13.H26.O2	214	73	607	892	627
6	C18.H36.O2	284	43	604	768	766
7	C12.H24.O2	200	60	604	907	655
8	C11.H22.O2	186	60	597	949	603
9	C10.H20.O2	172	60	573	955	577

Rank	Ret.Time	B.P.Int.	US.Par.1	US.Par.2	C.A.S. #
1	—	—	—	—	57-10-3
2	—	—	—	—	97-78-9
3	—	—	—	—	120-40-1
4	—	—	—	—	544-63-8
5	—	—	—	—	638-53-9
6	—	—	—	—	57-11-4
7	—	—	—	—	143-07-7
8	—	—	—	—	112-37-8
9	—	—	—	—	334-48-5

MID LIBRARY SEARCH (LIBRARYNB)
08/31/98 22:58:00 + 13:45
SAMPLE: S-MM5-RB 1/35A/1ML INST. ID: F16
CONDS.: UG/ML *1ML *100%/100% *(NA/NA)/1/35A NA M
ENHANCED (S 15B 2N 0T)

DATA: 30068109 #1236
CALI: 30068109 # 3

BASE M/Z: 73
RIC: 27392.

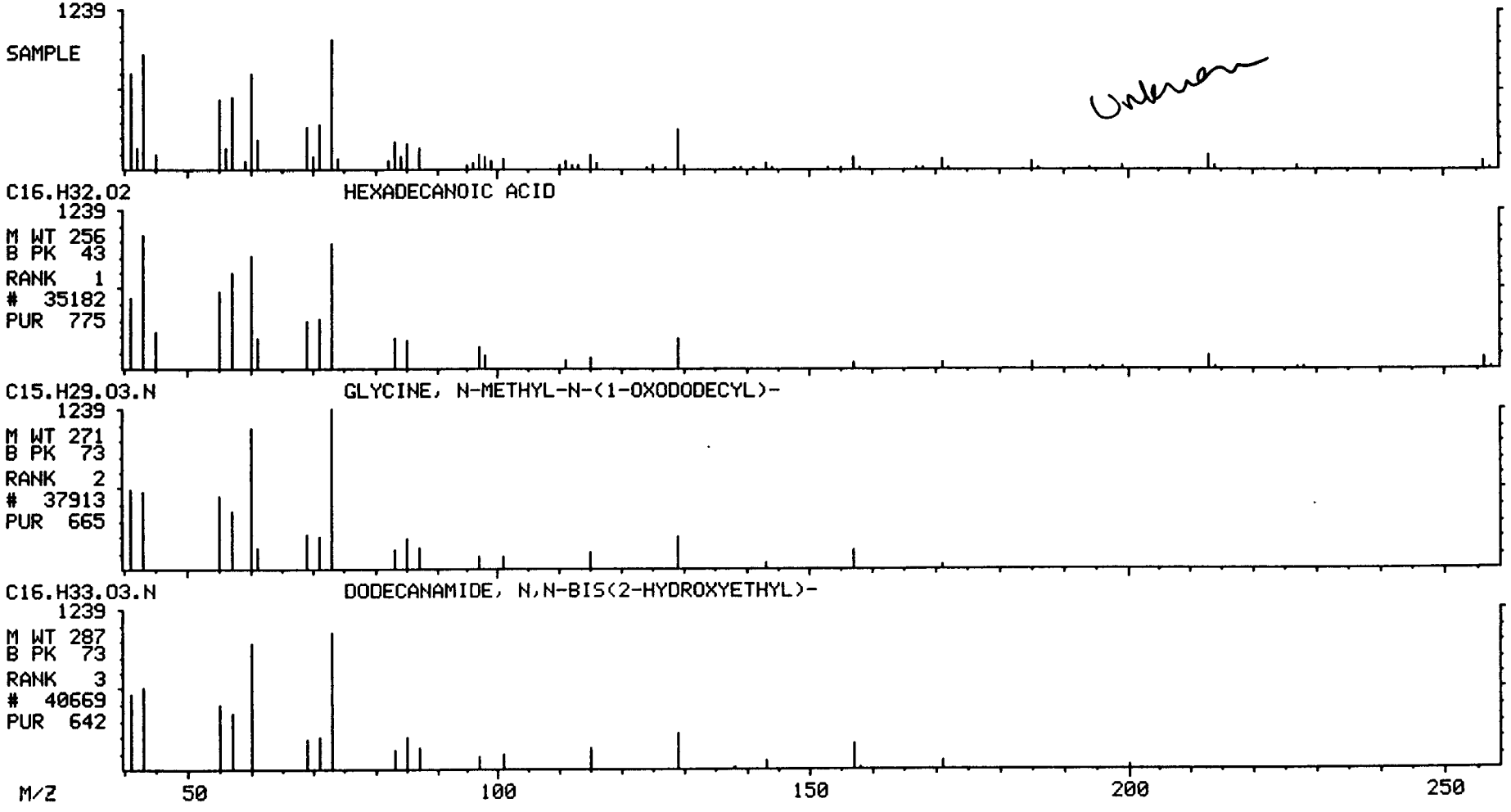

FIG. 1

Library Search Data: 30068109 #1333 Base m/z: 59
08/31/98 22:58:00 + 14:50 Cali: 30068109 # 3 RIC: 7896.
Sample: S-MM5-RB 1/3SA/1ML INST. ID: F16
Conds.: UG/ML *1ML *100%/100% *(NA/NA)/1/3SA NA M
Enhanced (S 15B 2N OT)

62231 spectra in LIBRARYNB searched for maximum PURITY
289 matched at least 7 of the 16 largest peaks in the unknown

Rank	In.	Name
1	8460	SILANE, OCTYL-
2	3000	OXIRANE, 2,2-DIMETHYL-3-PROPYL-
3	8805	1,3-DIOXAN-5-OL, 4,4,5-TRIMETHYL-
4	1513	OXIRANE, 3-ETHYL-2,2-DIMETHYL-
5	19877	BUTANE, 1,1'-[(1-METHYLETHYLIDENE)BIS(OXY)]BIS-
6	8544	2-OCTANOL, 2-METHYL-
7	1576	OXIRANE, TETRAMETHYL-
8	1556	OXIRANE, 2,3-DIETHYL-
9	12073	2-METHYL-2-NONANOL

Rank	Formula	M.Wt	B.Pk	Purity	Fit	RFit
1	C8.H20.SI	144	59	556	891	577
2	C7.H14.O	114	43	530	828	546
3	C7.H14.O3	146	59	495	896	530
4	C6.H12.O	100	59	495	853	506
5	C11.H24.O2	188	59	488	690	504
6	C9.H20.O	144	59	483	827	495
7	C6.H12.O	100	59	483	853	491
8	C6.H12.O	100	58	464	749	477
9	C10.H22.O	158	59	454	839	497

Rank	Ret.Time	B.P.Int.	US.Par.1	US.Par.2	C.A.S. #
1	—	—	—	—	871-92-1
2	—	—	—	—	17612-35-0
3	—	—	—	—	54063-14-8
4	—	—	—	—	1192-22-9
5	—	—	—	—	141-72-0
6	—	—	—	—	628-44-4
7	—	—	—	—	5076-20-0
8	—	—	—	—	4468-66-0
9	—	—	—	—	10297-57-1

MID LIBRARY SEARCH (LIBRARYNB)
08/31/98 22:58:00 + 14:50
SAMPLE: S-MM5-RB 1/3SA/1ML INST. ID: F16
CONDS.: UG/ML *1ML *100%/100% *(NA/NA)/1/3SA NA M
ENHANCED (S 15B 2N 0T)

DATA: 30068109 #1333
CALI: 30068109 # 3

BASE M/Z: 59
RIC: 7896.

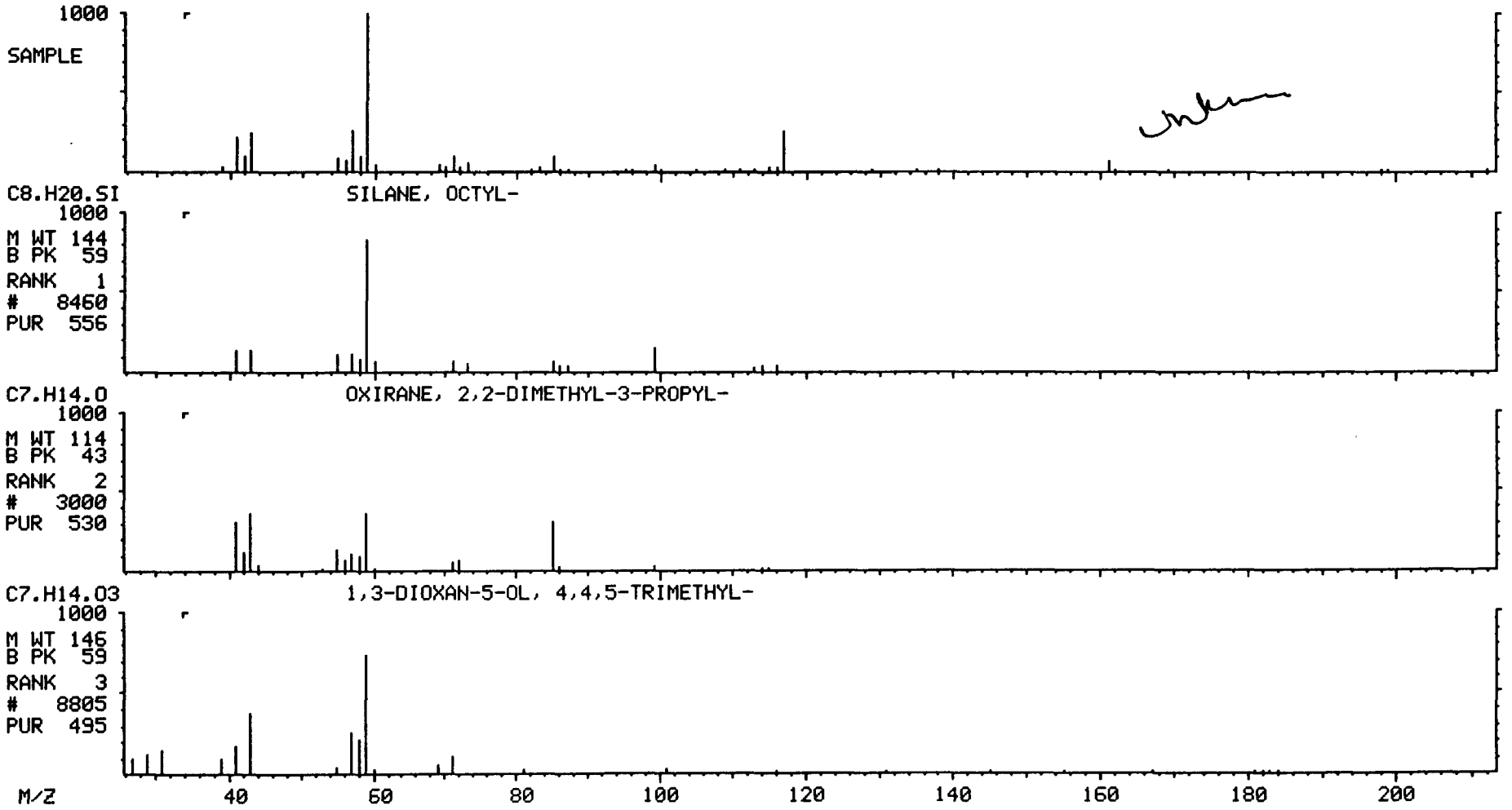

Library Search Data: 30068109 #1358 Base m/z: 59
08/31/98 22:58:00 + 15:06 Cali: 30068109 # 3 RIC: 5376.
Sample: S-MM5-RB 1/3SA/1ML INST. ID: F16
Conds.: UG/ML *1ML *100%/100% *(NA/NA)/1/3SA NA M
Enhanced (S 15B 2N OT)

62231 spectra in LIBRARYNB searched for maximum PURITY
875 matched at least 5 of the 16 largest peaks in the unknown

Rank	In.	Name
1	24247	2-PROPANOL, 1-[2-(2-METHOXY-1-METHYLETHOXY)-1-METHYLETHOXY]-
2	9228	1-PROPANOL, 2-(2-METHOXYPROPOXY)-
3	36537	2,5,8,11-TETRAOXATETRADECAN-13-OL, 4,7,10-TRIMETHYL-
4	5826	2-PROPANOL, 1-ISOPROPOXY-2-METHYL-
5	1775	PENTANE, 2-METHOXY-
6	5786	PROPANOIC ACID, 2-HYDROXY-2-METHYL-, ETHYL ESTER
7	1905	2-BUTANOL, 3-METHOXY-
8	9229	2-PROPANOL, 1-(2-METHOXYPROPOXY)-
9	848	3-PENTANOL

Rank	Formula	M.Wt	B.Pk	Purity	Fit	RFit
1	C10.H22.04	206	59	578	763	646
2	C7.H16.03	148	59	575	824	595
3	C13.H28.05	264	59	531	753	624
4	C7.H16.02	132	59	517	745	540
5	C6.H14.0	102	59	511	903	530
6	C6.H12.03	132	59	510	817	539
7	C5.H12.02	104	59	504	904	521
8	C7.H16.03	148	59	503	841	558
9	C5.H12.0	88	59	499	916	537

Rank	Ret.Time	B.P.Int.	US.Par.1	US.Par.2	C.A.S. #
1	—	—	—	—	20324-33-8
2	—	—	—	—	13588-28-8
3	—	—	—	—	20324-34-9
4	—	—	—	—	3587-75-5
5	—	—	—	—	6795-88-6
6	—	—	—	—	80-55-7
7	—	—	—	—	53778-72-6
8	—	—	—	—	13429-07-7
9	—	—	—	—	584-02-1

MID LIBRARY SEARCH (LIBRARYNB)
08/31/98 22:58:00 + 15:06
SAMPLE: S-MM5-RB 1/35A/1ML INST. ID: F16
CONDS.: UG/ML *1ML *100%/100% *(NA/NA)/1/35A NA M
ENHANCED (S 15B 2N 0T)

DATA: 30068109 #1358
CALI: 30068109 # 3

BASE M/Z: 59
RIC: 5376.

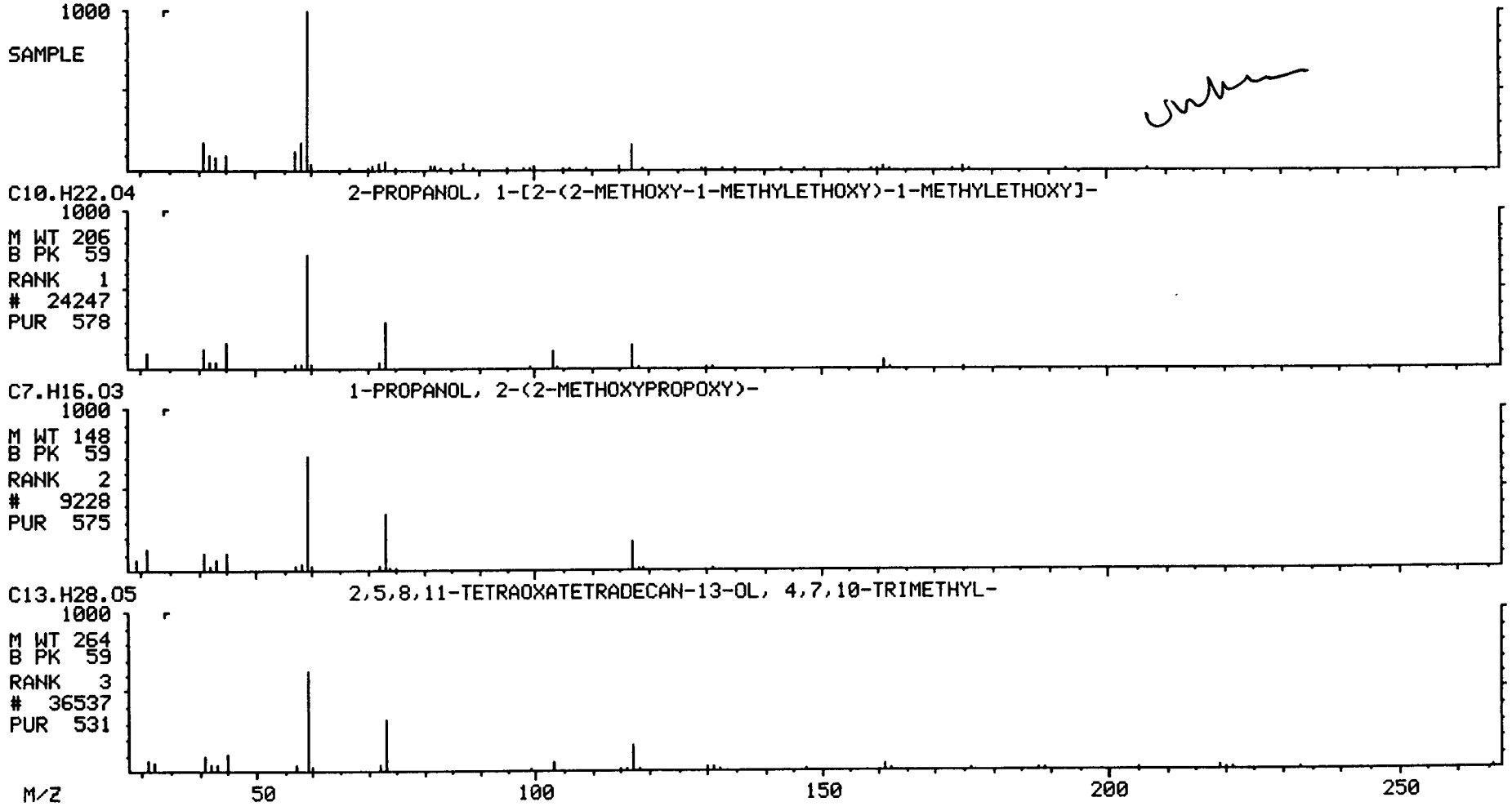

1,000

Library Search Data: 30068109 #1466 Base m/z: 57
08/31/98 22:58:00 + 16:18 Cali: 30068109 # 3 RIC: 5872.
Sample: S-MM5-RB 1/3SA/1ML INST. ID: F16
Conds.: UG/ML *1ML *100%/100% *(NA/NA)/1/3SA NA M
Enhanced (S 15B 2N OT)

62231 spectra in LIBRARYNB searched for maximum PURITY
920 matched at least 7 of the 16 largest peaks in the unknown

Rank	In.	Name
1	58380	DECANEDIOIC ACID, DIDECYL ESTER
2	15969	HYDROXYLAMINE, O-DECYL-
3	19520	1-OCTANOL, 2-BUTYL-
4	19525	2-METHYL-1-UNDECANOL
5	42180	OCTADECANE, 1-(ETHENYLOXY)-
6	60775	HEXADECANE, 1,1-BIS(DODECYLOXY)-
7	60679	PHOSPHONIC ACID, DIOCTADECYL ESTER
8	19523	1-DECANOL, 2-ETHYL-
9	40233	NONADECANOL

Rank	Formula	M.Wt	B.Pk	Purity	Fit	RFit
1	C30.H58.O4	482	57	689	957	699
2	C10.H23.O.N	173	43	671	918	681
3	C12.H26.O	186	57	659	918	701
4	C12.H26.O	186	57	652	935	681
5	C20.H40.O	296	43	652	925	690
6	C40.H82.O2	594	43	647	873	730
7	C36.H75.O3.P	586	55	646	917	677
8	C12.H26.O	186	57	645	928	669
9	C19.H40.O	284	43	639	915	680

Rank	Ret.Time	B.P.Int.	US.Par.1	US.Par.2	C.A.S. #
1	—	—	—	—	2432-89-5
2	—	—	—	—	29812-79-1
3	—	—	—	—	3913-02-8
4	—	—	—	—	10522-26-6
5	—	—	—	—	930-02-9
6	—	—	—	—	56554-64-4
7	—	—	—	—	19047-85-9
8	—	—	—	—	21078-65-9
9	—	—	—	—	52783-43-4

MID LIBRARY SEARCH (LIBRARYNB)
08/31/98 22:58:00 + 16:18
SAMPLE: S-MM5-RB 1/3SA/1ML INST. ID: F16
CONDS.: UG/ML *1ML *100%/100% *(NA/NA)/1/3SA NA M
ENHANCED (S 15B 2N 0T)

DATA: 30068109 #1466
CALI: 30068109 # 3

BASE M/Z: 57
RIC: 5872.

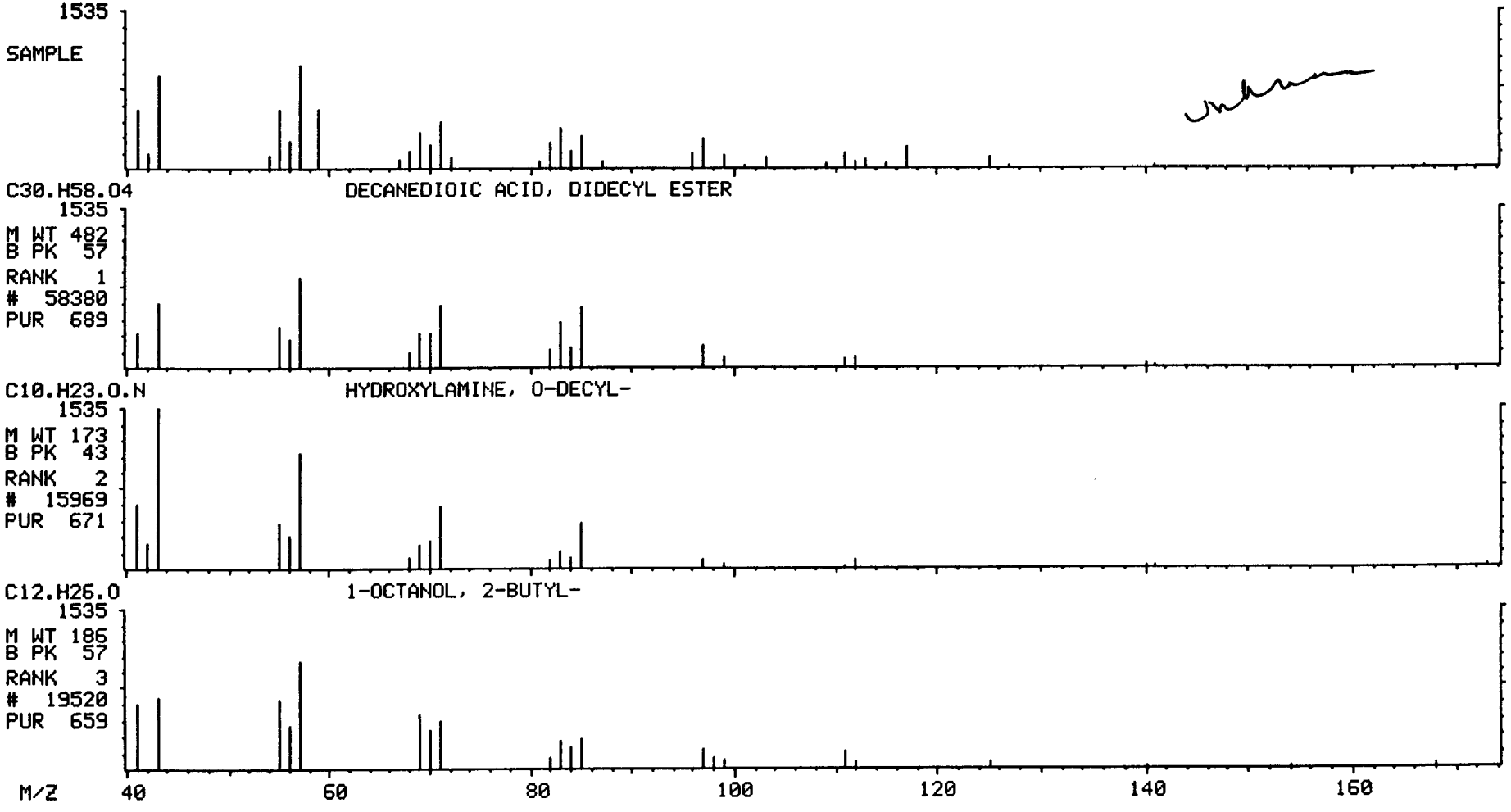

Library Search Data: 30068109 #1502 Base m/z: 45
08/31/98 22:58:00 + 16:42 Cali: 30068109 # 3 RIC: 3992.
Sample: S-MM5-RB 1/3SA/1ML INST. ID: F16
Conds.: UG/ML *1ML *100%/100% *(NA/NA)/1/3SA NA M
Enhanced (S 15B 2N OT)

62231 spectra in LIBRARYNB searched for maximum PURITY
325 matched at least 6 of the 16 largest peaks in the unknown

Rank	In.	Name
1	3365	2-PENTANOL, 4,4-DIMETHYL-
2	3362	4-METHYL-2-HEXANOL
3	1789	2-HEXANOL
4	6417	2-PENTANOL, 3-CHLORO-4-METHYL-, (R@,R@)-(.+/-.)-
5	8510	2-NONANOL
6	3188	N-NITROSO-2-METHYL-OXAZOLIDINE
7	3060	OXIRANE, 2-BUTYL-3-METHYL-, CIS-
8	23326	2-PROPANONE, 1,1-DIBUTOXY-
9	15842	2-UNDECANOL

Rank	Formula	M.Wt	B.Pk	Purity	Fit	RFit
1	C7.H16.O	116	57	383	760	443
2	C7.H16.O	116	45	382	818	437
3	C6.H14.O	102	45	373	741	405
4	C6.H13.O.CL	136	45	369	792	412
5	C9.H20.O	144	45	367	786	431
6	C4.H8.O2.N2	116	43	362	703	406
7	C7.H14.O	114	43	358	722	465
8	C11.H22.O3	202	57	354	655	383
9	C11.H24.O	172	45	345	739	443

Rank	Ret.Time	B.P.Int.	US.Par.1	US.Par.2	C.A.S. #
1	—	—	—	—	6144-93-0
2	—	—	—	—	2313-61-3
3	—	—	—	—	626-93-7
4	—	—	—	—	74685-47-5
5	—	—	—	—	628-99-9
6	—	—	—	—	39884-53-2
7	—	—	—	—	56052-93-8
8	—	—	—	—	19255-82-4
9	—	—	—	—	1653-30-1

MID LIBRARY SEARCH (LIBRARYNB)
08/31/98 22:58:00 + 16:42
SAMPLE: S-MM5-RB 1/3SA/1ML INST. ID: F16
CONDS.: UG/ML *1ML *100%/100% *(NA/NA)/1/3SA NA M
ENHANCED (S 15B 2N 0T)

DATA: 30068109 #1502
CALI: 30068109 # 3

BASE M/Z: 45
RIC: 3992.

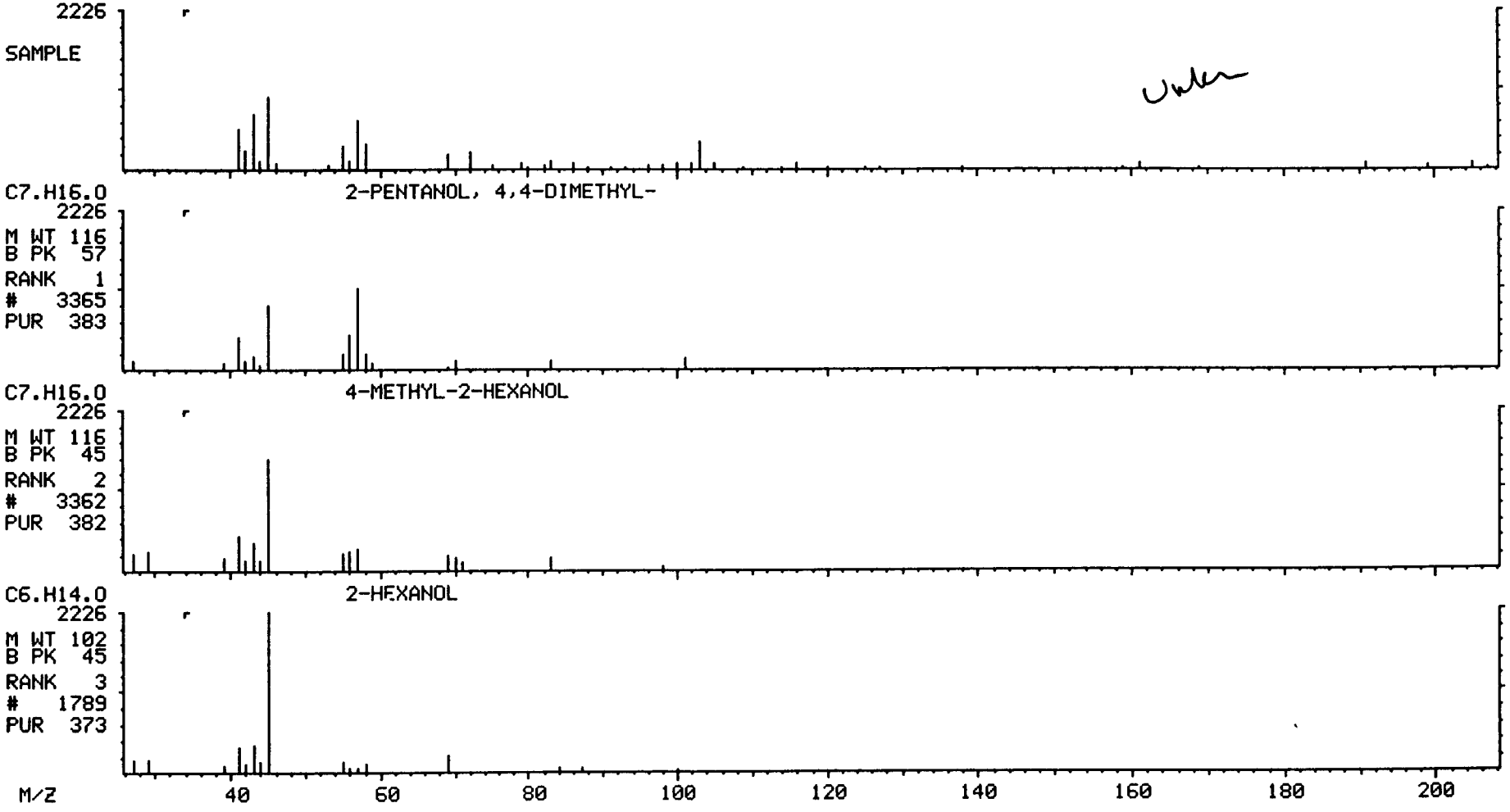

Library Search Data: 30068109 #1509 Base m/z: 59
08/31/98 22:58:00 + 16:47 Cali: 30068109 # 3 RIC: 12128.
Sample: S-MM5-RB 1/3SA/1ML INST. ID: F16
Conds.: UG/ML *1ML *100%/100% *(NA/NA)/1/3SA NA M
Enhanced (S 15B 2N OT)

62231 spectra in LIBRARYNB searched for maximum PURITY
329 matched at least 6 of the 16 largest peaks in the unknown

Rank	In.	Name
1	24247	2-PROPANOL, 1-[2-(2-METHOXY-1-METHYLETHOXY)-1-METHYLETHOXY]-
2	16192	2-PROPANOL, 1-[1-METHYL-2-(2-PROPENYLOXY)ETHOXY]-
3	20626	2-PROPANOL, 1,1'-[(1-METHYL-1,2-ETHANEDIYL)BIS(OXY)]BIS-
4	3522	2,3-BUTANEDIOL, 2,3-DIMETHYL-
5	9235	1-PROPANOL, 2-(2-METHOXY-1-METHYLETHOXY)-
6	5778	BUTANOIC ACID, 3-HYDROXY-3-METHYL-, METHYL ESTER
7	12385	BUTYRIC ACID, 4-ISOPROPOXY-, METHYL ESTER
8	8432	2-HEXANONE, 3-HYDROXY-3,5-DIMETHYL-
9	8822	BUTANOIC ACID, 4-ETHOXY-, METHYL ESTER

Rank	Formula	M.Wt	B.Pk	Purity	Fit	RFit
1	C10.H22.O4	206	59	590	796	614
2	C9.H18.O3	174	59	534	748	564
3	C9.H20.O4	192	59	520	780	546
4	C6.H14.O2	118	59	509	919	522
5	C7.H16.O3	148	59	485	727	488
6	C6.H12.O3	132	43	479	827	496
7	C8.H16.O3	160	85	467	682	496
8	C8.H16.O2	144	59	466	933	475
9	C7.H14.O3	146	59	457	685	483

Rank	Ret.Time	B.P.Int.	US.Par.1	US.Par.2	C.A.S. #
1	—	—	—	—	20324-33-8
2	—	—	—	—	55956-25-7
3	—	—	—	—	1638-16-0
4	—	—	—	—	76-09-5
5	—	—	—	—	55956-21-3
6	—	—	—	—	6149-45-7
7	—	—	—	—	29006-05-1
8	—	—	—	—	6321-14-8
9	—	—	—	—	29006-04-0

MID LIBRARY SEARCH (LIBRARYNB)
08/31/98 22:58:00 + 16:47
SAMPLE: S-MM5-RB 1/35A/1ML INST. ID: F16
CONDS.: UG/ML *1ML *100%/100% *(NA/NA)/1/35A NA M
ENHANCED (S 15B 2N 0T)

DATA: 30068109 #1509
CALI: 30068109 # 3

BASE M/Z: 59
RIC: 12128.

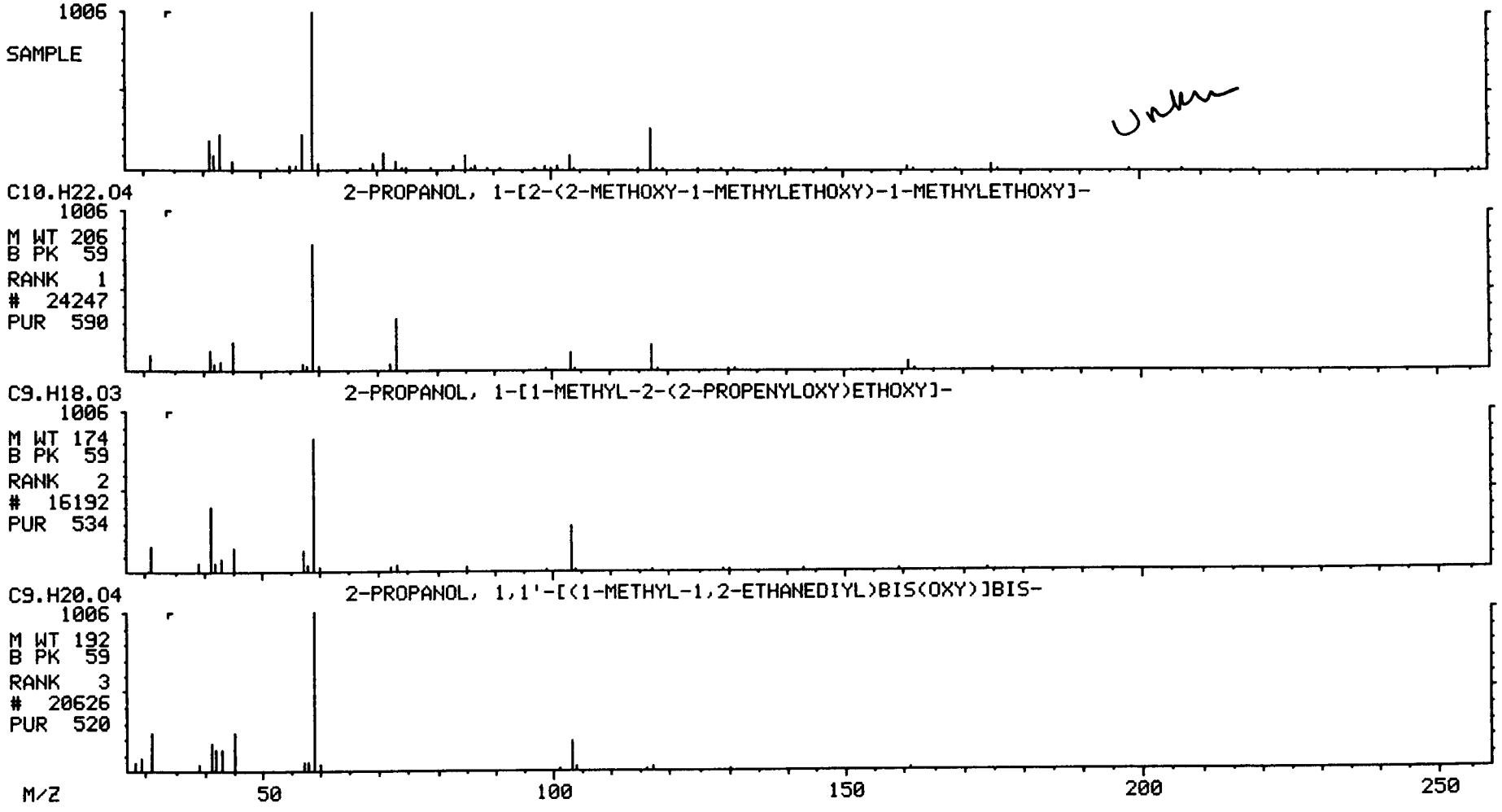

Library Search Data: 30068109 #1529 Base m/z: 59
08/31/98 22:58:00 + 17:00 Cali: 30068109 # 3 RIC: 10864.
Sample: S-MM5-RB 1/3SA/1ML INST. ID: F16
Conds.: UG/ML *1ML *100%/100% *(NA/NA)/1/3SA NA M
Enhanced (S 15B 2N OT)

62231 spectra in LIBRARYNB searched for maximum PURITY
691 matched at least 6 of the 16 largest peaks in the unknown

Rank	In.	Name
1	3522	2,3-BUTANEDIOL, 2,3-DIMETHYL-
2	24247	2-PROPANOL, 1-[2-(2-METHOXY-1-METHYLETHOXY)-1-METHYLETHOXY]-
3	16192	2-PROPANOL, 1-[1-METHYL-2-(2-PROPENYLOXY)ETHOXY]-
4	5497	3-ETHYL-2-METHYL-2-PENTANOL
5	12073	2-METHYL-2-NONANOL
6	8432	2-HEXANONE, 3-HYDROXY-3,5-DIMETHYL-
7	8460	SILANE, OCTYL-
8	20626	2-PROPANOL, 1,1'-[(1-METHYL-1,2-ETHANEDIYL)BIS(OXY)]BIS-
9	6419	2-PENTANOL, 3-CHLORO-2-METHYL-

Rank	Formula	M.Wt	B.Pk	Purity	Fit	RFit
1	C6.H14.O2	118	59	516	931	528
2	C10.H22.O4	206	59	495	719	580
3	C9.H18.O3	174	59	494	710	537
4	C8.H18.O	130	59	472	919	494
5	C10.H22.O	158	59	471	846	491
6	C8.H16.O2	144	59	468	852	537
7	C8.H20.SI	144	59	461	781	564
8	C9.H20.O4	192	59	459	734	519
9	C6.H13.O.CL	136	59	457	844	495

Rank	Ret.Time	B.P.Int.	US.Par.1	US.Par.2	C.A.S. #
1	—	—	—	—	76-09-5
2	—	—	—	—	20324-33-8
3	—	—	—	—	55956-25-7
4	—	—	—	—	- -
5	—	—	—	—	10297-57-1
6	—	—	—	—	6321-14-8
7	—	—	—	—	871-92-1
8	—	—	—	—	1638-16-0
9	—	—	—	—	74685-49-7

MID LIBRARY SEARCH (LIBRARYNB)
08/31/98 22:58:00 + 17:00
SAMPLE: S-MM5-RB 1/35A/1ML INST. ID: F16
CONDS.: UG/ML *1ML *100%/100% *(NA/NA)/1/35A NA M
ENHANCED (S 15B 2N 0T)

DATA: 30068109 #1529
CALI: 30068109 # 3

BASE M/Z: 59
RIC: 10864.

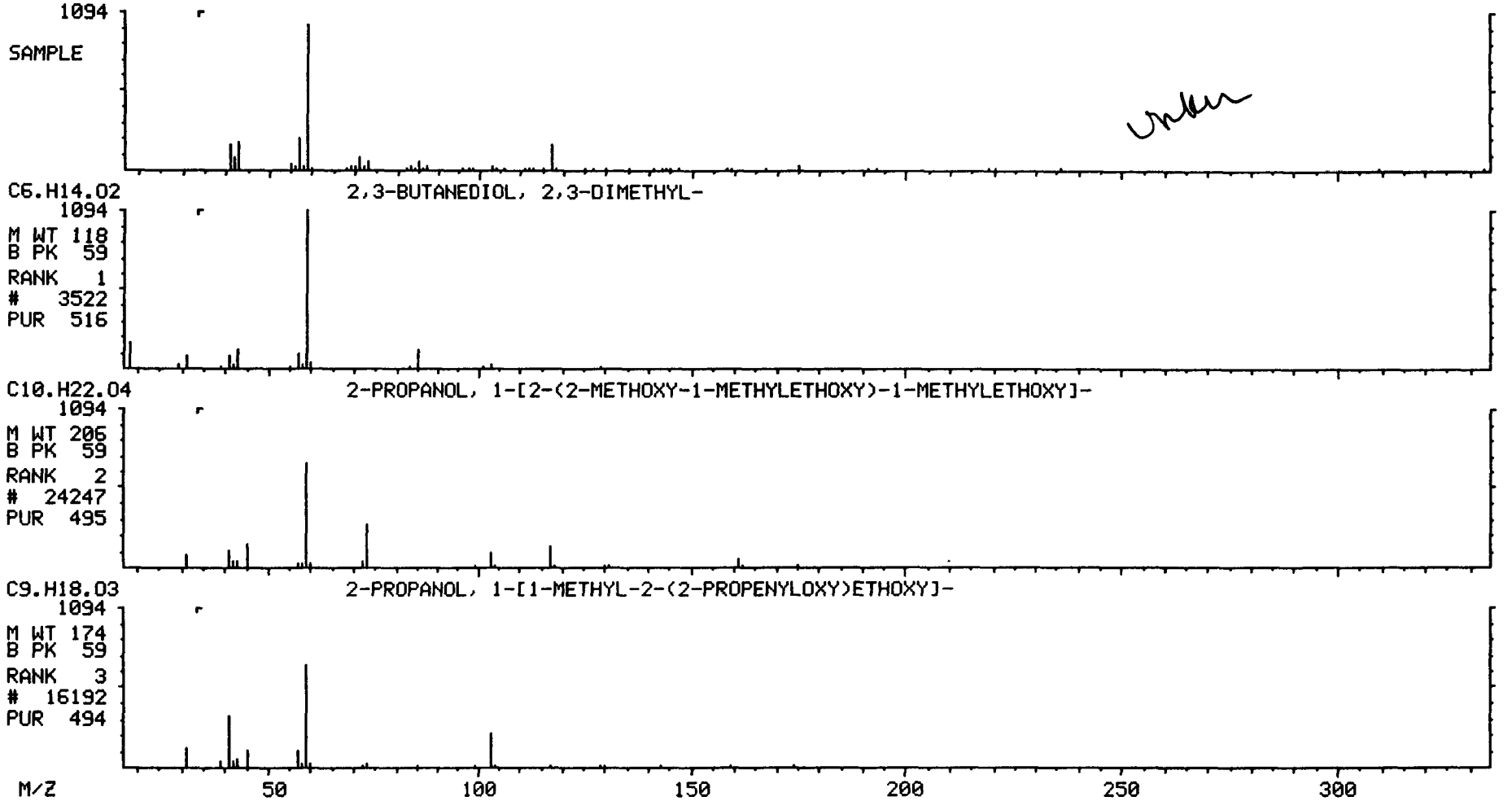

1230

Library Search Data: 30068109 #1587 Base m/z: 57
08/31/98 22:58:00 + 17:39 Cali: 30068109 # 3 RIC: 68224.
Sample: S-MM5-RB 1/3SA/1ML INST. ID: F16
Conds.: UG/ML *1ML *100%/100% *(NA/NA)/1/3SA NA M
Enhanced (S 15B 2N OT)

62231 spectra in LIBRARYNB searched for maximum PURITY
950 matched at least 7 of the 16 largest peaks in the unknown

Rank	In.	Name
1	39516	5-EICOSENE, (E)-
2	34410	3-OCTADECENE, (E)-
3	39515	9-EICOSENE, (E)-
4	34411	5-OCTADECENE, (E)-
5	34418	9-OCTADECENE, (E)-
6	31653	1-HEPTADECENE
7	39517	3-EICOSENE, (E)-
8	37062	1-NONADECENE
9	26416	4-TETRADECANOL

Rank	Formula	M.Wt	B.Pk	Purity	Fit	RFit
1	C20.H40	280	55	810	986	813
2	C18.H36	252	69	807	973	811
3	C20.H40	280	55	807	985	810
4	C18.H36	252	55	804	971	806
5	C18.H36	252	55	803	970	806
6	C17.H34	238	55	800	981	801
7	C20.H40	280	57	797	988	799
8	C19.H38	266	97	794	971	802
9	C14.H30.O	214	43	793	990	795

Rank	Ret.Time	B.P.Int.	US.Par.1	US.Par.2	C.A.S. #
1	—	—	—	—	74685-30-6
2	—	—	—	—	7206-19-1
3	—	—	—	—	74685-29-3
4	—	—	—	—	7206-21-5
5	—	—	—	—	7206-25-9
6	—	—	—	—	6765-39-5
7	—	—	—	—	74685-33-9
8	—	—	—	—	18435-45-5
9	—	—	—	—	1653-33-4

MID LIBRARY SEARCH (LIBRARYNB)
08/31/98 22:58:00 + 17:39
SAMPLE: S-MM5-RB 1/3SA/1ML INST. ID: F16
CONDS.: UG/ML *1ML *100%/100% *(NA/NA)/1/3SA NA M
ENHANCED (S 15B 2N 0T)

DATA: 30068109 #1587
CALI: 30068109 # 3

BASE M/Z: 57
RIC: 68224.

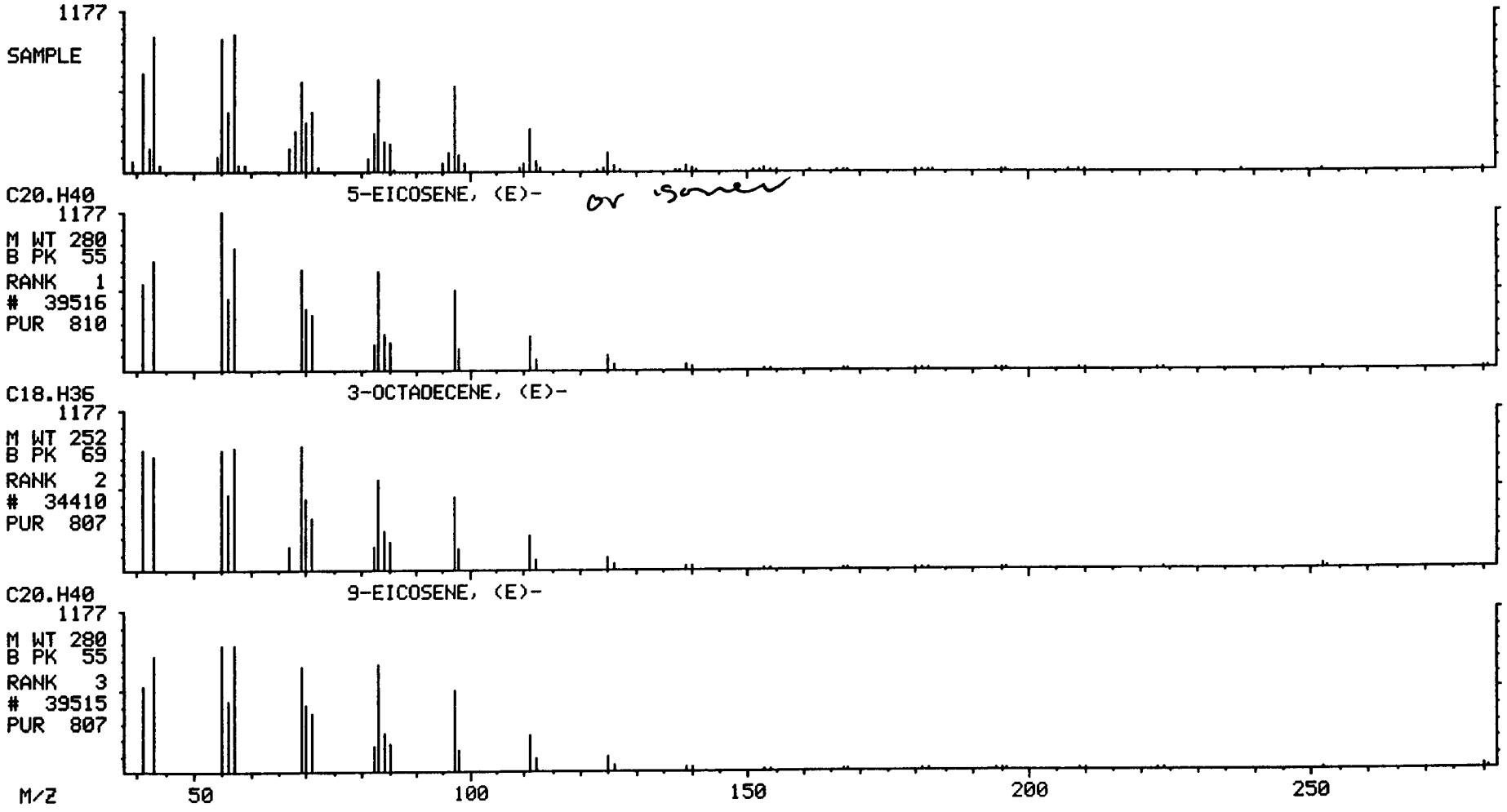

1239

Library Search Data: 30068109 #1661 Base m/z: 59
08/31/98 22:58:00 + 18:29 Cali: 30068109 # 3 RIC: 9856.
Sample: S-MM5-RB 1/3SA/1ML INST. ID: F16
Conds.: UG/ML *1ML *100%/100% *(NA/NA)/1/3SA NA M
Enhanced (S 15B 2N OT)

62231 spectra in LIBRARYNB searched for maximum PURITY
217 matched at least 6 of the 16 largest peaks in the unknown

Rank	In.	Name
1	3528	2-METHYL-2,3-PENTANEDIOL
2	1909	2-PROPANOL, 1-METHOXY-2-METHYL-
3	1905	2-BUTANOL, 3-METHOXY-
4	3502	BUTANOIC ACID, 3-HYDROXY-3-METHYL-
5	9227	1,3,3-TRIMETHOXYBUTANE
6	8822	BUTANOIC ACID, 4-ETHOXY-, METHYL ESTER
7	5826	2-PROPANOL, 1-ISOPROPOXY-2-METHYL-
8	1919	1-BUTANOL, 3-METHOXY-
9	36510	1,4,7,10,13,16-HEXAOXACYCLOOCTADECANE

Rank	Formula	M.Wt	B.Pk	Purity	Fit	RFit
1	C6.H14.O2	118	59	476	925	476
2	C5.H12.O2	104	59	473	946	477
3	C5.H12.O2	104	59	435	870	435
4	C5.H10.O3	118	59	432	815	489
5	C7.H16.O3	148	45	429	674	442
6	C7.H14.O3	146	59	427	743	515
7	C7.H16.O2	132	59	426	677	490
8	C5.H12.O2	104	59	424	893	437
9	C12.H24.O6	264	45	423	678	455

Rank	Ret.Time	B.P.Int.	US.Par.1	US.Par.2	C.A.S. #
1	—	—	—	—	7795-80-4
2	—	—	—	—	3587-64-2
3	—	—	—	—	53778-72-6
4	—	—	—	—	625-08-1
5	—	—	—	—	6607-66-5
6	—	—	—	—	29006-04-0
7	—	—	—	—	3587-75-5
8	—	—	—	—	2517-43-3
9	—	—	—	—	17455-13-9

MID LIBRARY SEARCH (LIBRARYNB)
08/31/98 22:58:00 + 18:29
SAMPLE: S-MM5-RB 1/3SA/1ML INST. ID: F16
CONDS.: UG/ML *1ML *100%/100% *(NA/NA)/1/3SA NA M
ENHANCED (S 15B 2N 0T)

DATA: 30068109 #1661
CALI: 30068109 # 3

BASE M/Z: 59
RIC: 9856.

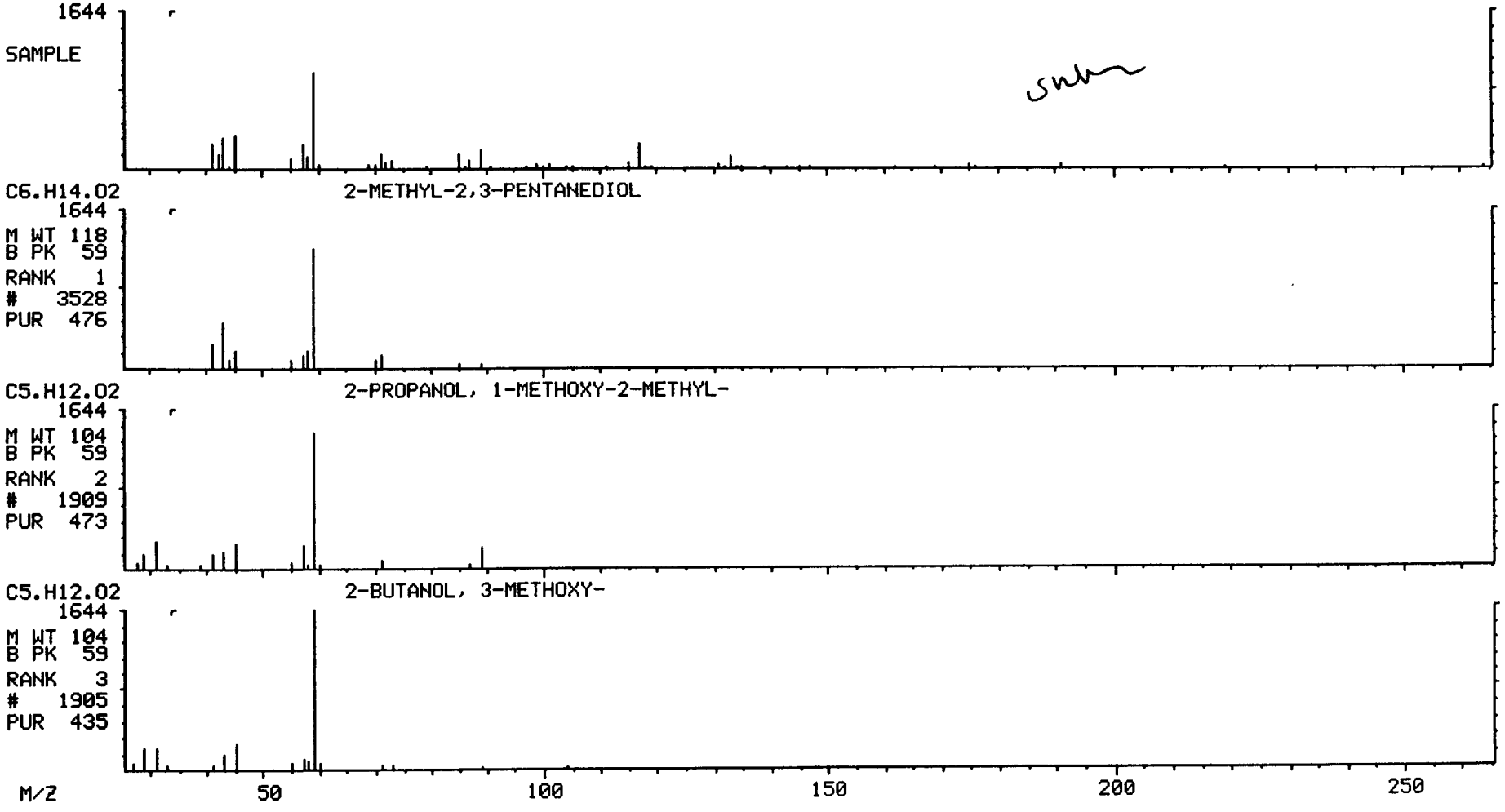

Library Search Data: 30068109 #1687 Base m/z: 59
08/31/98 22:58:00 + 18:46 Cali: 30068109 # 3 RIC: 6712.
Sample: S-MM5-RB 1/3SA/1ML INST. ID: F16
Conds.: UG/ML *1ML *100%/100% *(NA/NA)/1/3SA NA M
Enhanced (S 15B 2N OT)

62231 spectra in LIBRARYNB searched for maximum PURITY
613 matched at least 5 of the 16 largest peaks in the unknown

Rank	In.	Name
1	5786	PROPANOIC ACID, 2-HYDROXY-2-METHYL-, ETHYL ESTER
2	24247	2-PROPANOL, 1-[2-(2-METHOXY-1-METHYLETHOXY)-1-METHYLETHOXY]-
3	9228	1-PROPANOL, 2-(2-METHOXYPROPOXY)-
4	20626	2-PROPANOL, 1,1'-[(1-METHYL-1,2-ETHANEDIYL)BIS(OXY)]BIS-
5	36537	2,5,8,11-TETRAOXATETRADECAN-13-OL, 4,7,10-TRIMETHYL-
6	926	1-PROPANOL, 2-METHOXY-
7	334	2-PROPANOL, 2-METHYL-
8	8432	2-HEXANONE, 3-HYDROXY-3,5-DIMETHYL-
9	848	3-PENTANOL

Rank	Formula	M.Wt	B.Pk	Purity	Fit	RFit
1	C6.H12.O3	132	59	573	800	620
2	C10.H22.O4	206	59	557	664	767
3	C7.H16.O3	148	59	554	737	744
4	C9.H20.O4	192	59	546	698	681
5	C13.H28.O5	264	59	536	667	770
6	C4.H10.O2	90	59	534	944	551
7	C4.H10.O	74	59	524	915	548
8	C8.H16.O2	144	59	517	867	552
9	C5.H12.O	88	59	514	907	553

Rank	Ret.Time	B.P.Int.	US.Par.1	US.Par.2	C.A.S. #
1	—	—	—	—	80-55-7
2	—	—	—	—	20324-33-8
3	—	—	—	—	13588-28-8
4	—	—	—	—	1638-16-0
5	—	—	—	—	20324-34-9
6	—	—	—	—	1589-47-5
7	—	—	—	—	75-65-0
8	—	—	—	—	6321-14-8
9	—	—	—	—	584-02-1

MID LIBRARY SEARCH (LIBRARYNB)
08/31/98 22:58:00 + 18:46
SAMPLE: S-MM5-RB 1/3SA/1ML INST. ID: F16
CONDS.: UG/ML *1ML *100%/100% *(NA/NA)/1/3SA NA M
ENHANCED (S 15B 2N 0T)

DATA: 30068109 #1687 BASE M/Z: 59
CALI: 30068109 # 3 RIC: 6712.

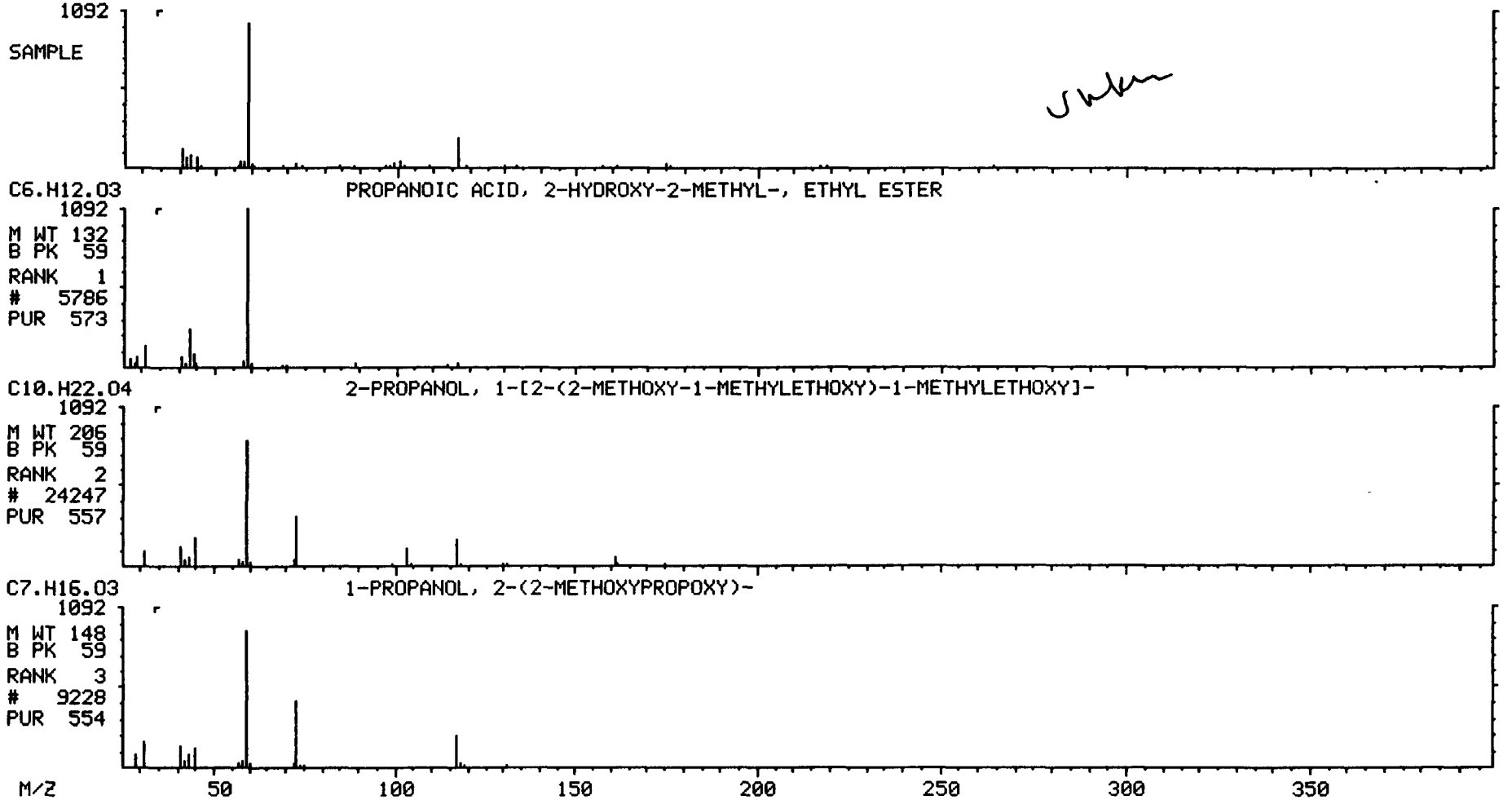

1294

Library Search Data: 30068109 #1706 Base m/z: 43
08/31/98 22:58:00 + 18:59 Cali: 30068109 # 3 RIC: 5680.
Sample: S-MM5-RB 1/3SA/1ML INST. ID: F16
Conds.: UG/ML *1ML *100%/100% *(NA/NA)/1/3SA NA M
Enhanced (S 15B 2N OT)

62231 spectra in LIBRARYNB searched for maximum PURITY
482 matched at least 7 of the 16 largest peaks in the unknown

Rank	In.	Name
1	21960	CYCLOTETRADECANE
2	18479	CYCLOTRIDECANE
3	25479	CYCLOPENTADECANE
4	14780	CYCLODODECANE
5	15841	1-UNDECANOL
6	32420	1-HEXADECANOL
7	11075	CYCLODECANE, METHYL-
8	25482	CYCLOPENTANE, DECYL-
9	14765	CYCLOPROPANE, NONYL-

Rank	Formula	M.Wt	B.Pk	Purity	Fit	RFit
1	C14.H28	196	55	684	871	760
2	C13.H26	182	41	662	885	729
3	C15.H30	210	55	661	868	748
4	C12.H24	168	55	661	882	717
5	C11.H24.O	172	55	632	895	670
6	C16.H34.O	242	55	628	855	719
7	C11.H22	154	55	628	904	662
8	C15.H30	210	41	628	827	720
9	C12.H24	168	55	620	835	673

Rank	Ret.Time	B.P.Int.	US.Par.1	US.Par.2	C.A.S. #
1	—	—	—	—	295-17-0
2	—	—	—	—	295-02-3
3	—	—	—	—	295-48-7
4	—	—	—	—	294-62-2
5	—	—	—	—	112-42-5
6	—	—	—	—	36653-82-4
7	—	—	—	—	13151-43-4
8	—	—	—	—	1795-21-7
9	—	—	—	—	74663-85-7

MID LIBRARY SEARCH (LIBRARYNB)
08/31/98 22:58:00 + 18:59
SAMPLE: S-MM5-RB 1/35A/1ML INST. ID: F16
CONDS.: UG/ML *1ML *100%/100% *(NA/NA)/1/35A NA M
ENHANCED (S 15B 2N 0T)

DATA: 30068109 #1706
CALI: 30068109 # 3

BASE M/Z: 43
RIC: 5680.

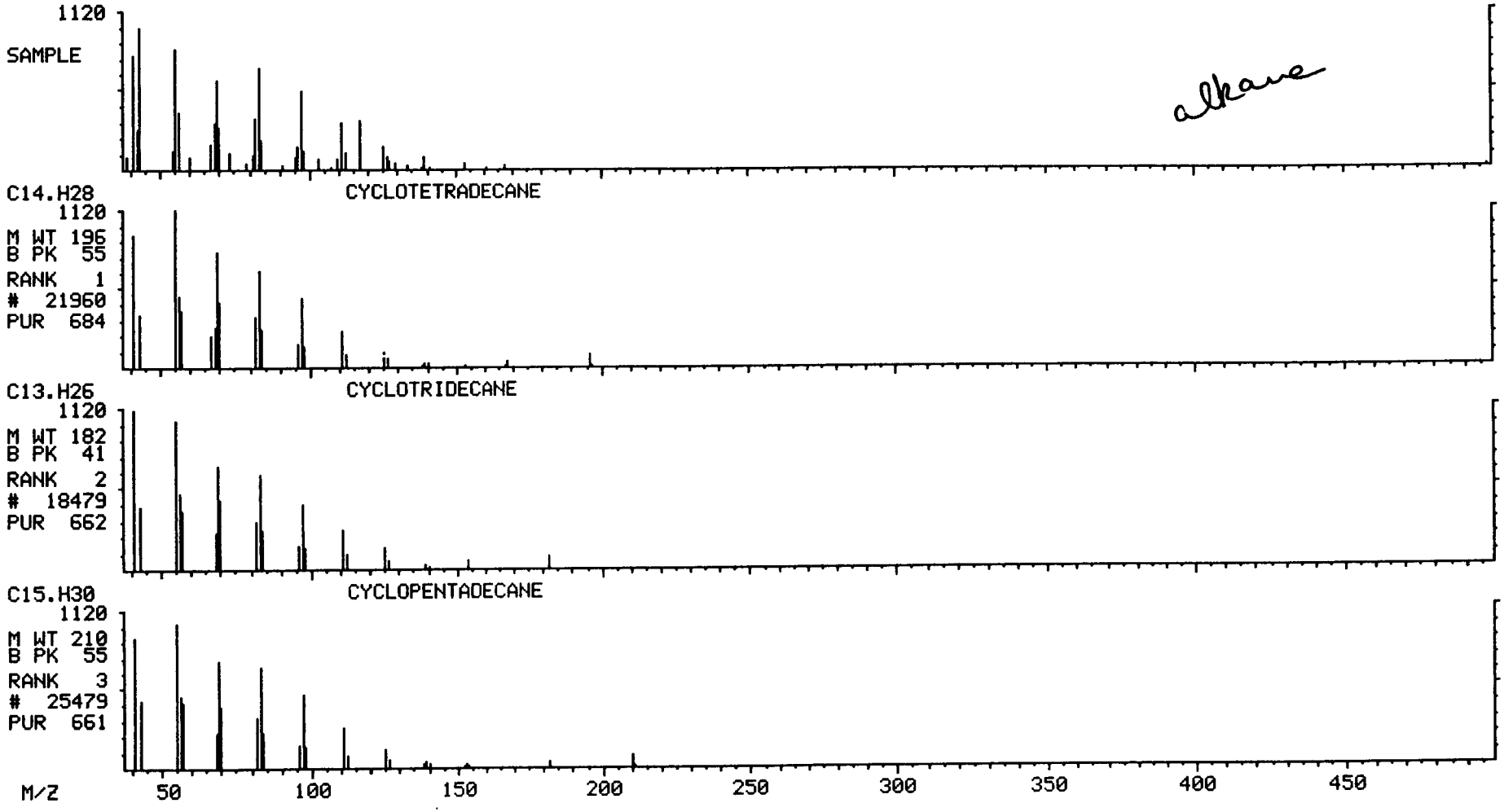

Library Search Data: 30068109 #1741 Base m/z: 59
08/31/98 22:58:00 + 19:22 Cali: 30068109 # 3 RIC: 11328.
Sample: S-MM5-RB 1/3SA/1ML INST. ID: F16
Conds.: UG/ML *1ML *100%/100% *(NA/NA)/1/3SA NA M
Enhanced (S 15B 2N OT)

62231 spectra in LIBRARYNB searched for maximum PURITY
615 matched at least 6 of the 16 largest peaks in the unknown

Rank	In.	Name
1	39622	9-OCTADECENAMIDE, (Z)-
2	11721	NONANAMIDE
3	3133	PENTANAMIDE, 4-METHYL-
4	15482	HEPTANAMIDE, 4-ETHYL-5-METHYL-
5	22656	DODECANAMIDE
6	19516	1-DECANOL, 5,9-DIMETHYL-
7	7998	TRANS-3,4-EPOXYNONANE
8	3132	HEXANAMIDE
9	1617	PENTANAMIDE

Rank	Formula	M.Wt	B.Pk	Purity	Fit	RFit
1	C18.H35.O.N	281	59	561	866	644
2	C9.H19.O.N	157	59	487	894	498
3	C6.H13.O.N	115	59	472	913	477
4	C10.H21.O.N	171	59	461	860	485
5	C12.H25.O.N	199	59	458	852	515
6	C12.H26.O	186	41	454	767	497
7	C9.H18.O	142	41	438	769	482
8	C6.H13.O.N	115	59	432	866	437
9	C5.H11.O.N	101	59	419	858	428

Rank	Ret.Time	B.P.Int.	US.Par.1	US.Par.2	C.A.S. #
1	—	—	—	—	301-02-0
2	—	—	—	—	1120-07-6
3	—	—	—	—	1119-29-5
4	—	—	—	—	54789-40-1
5	—	—	—	—	1120-16-7
6	—	—	—	—	91482-38-1
7	—	—	—	—	- -
8	—	—	—	—	628-02-4
9	—	—	—	—	626-97-1

MID LIBRARY SEARCH (LIBRARYNB)
08/31/98 22:58:00 + 19:22
SAMPLE: S-MM5-RB 1/3SA/1ML INST. ID: F16
CONDS.: UG/ML *1ML *100%/100% *(NA/NA)/1/3SA NA M
ENHANCED (S 15B 2N 0T)

DATA: 30068109 #1741
CALI: 30068109 # 3

BASE M/Z: 59
RIC: 11328.

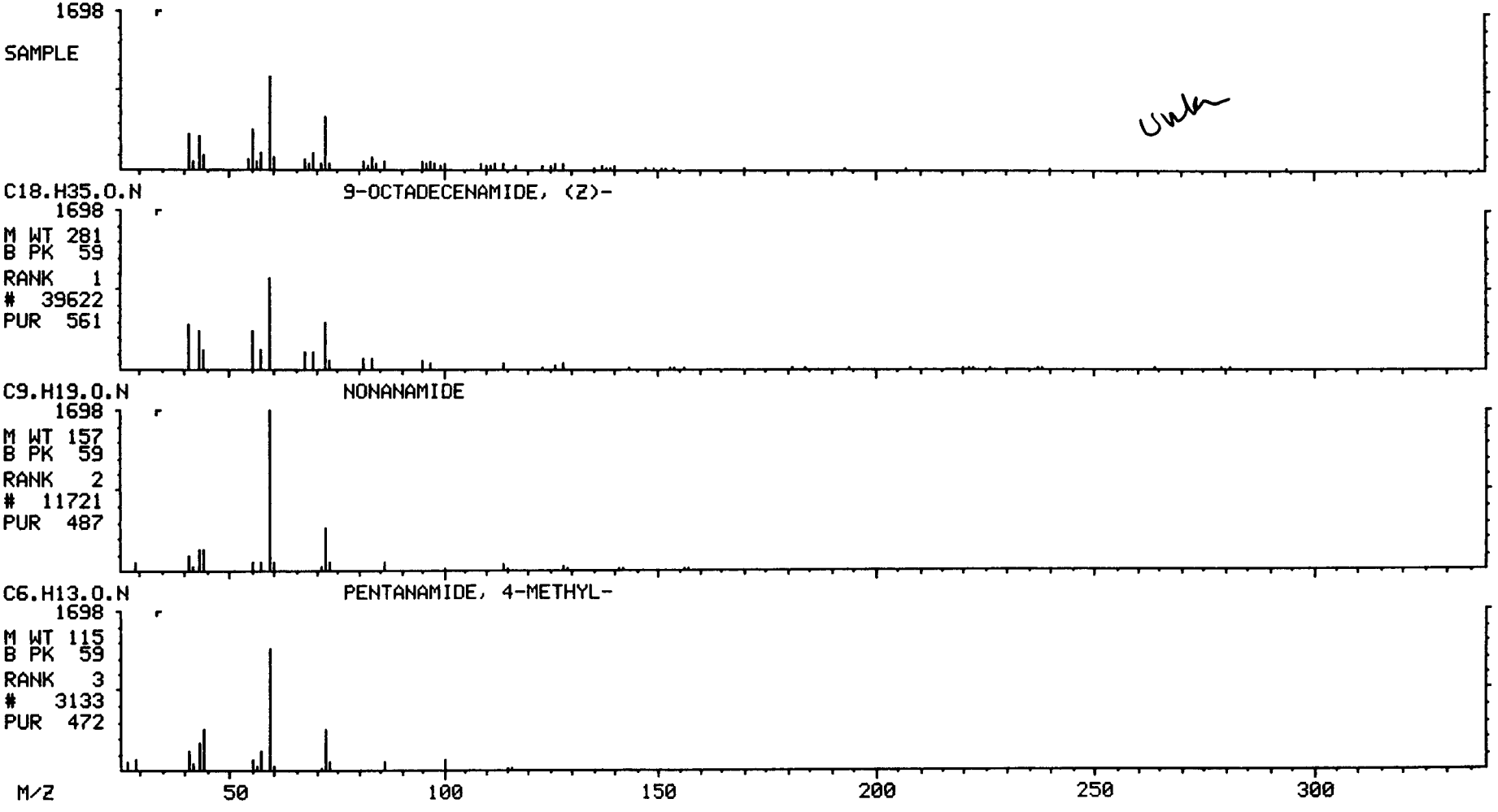

1,200

Library Search Data: 30068109 #1801 Base m/z: 59
08/31/98 22:58:00 + 20:02 Cali: 30068109 # 3 RIC: 8960.
Sample: S-MM5-RB 1/3SA/1ML INST. ID: F16
Conds.: UG/ML *1ML *100%/100% *(NA/NA)/1/3SA NA M
Enhanced (S 15B 2N OT)

62231 spectra in LIBRARYNB searched for maximum PURITY
752 matched at least 5 of the 16 largest peaks in the unknown

Rank	In.	Name
1	34224	2,5,8,11,14-PENTAOXAHEXADECAN-16-OL
2	27502	15-CROWN-5
3	13307	ETHANOL, 2-[2-(2-METHOXYETHOXY)ETHOXY]-
4	17070	2,5,8,11-TETRAOXADODECANE
5	28000	2,5,8,11,14-PENTAOXAPENTADECANE
6	36510	1,4,7,10,13,16-HEXAOXACYCLOOCTADECANE
7	8813	ETHENE, (2-ETHOXY-1-METHOXYETHOXY)-
8	36865	2,5,8,11,14,17-HEXAOXAOCTADECANE
9	1909	2-PROPANOL, 1-METHOXY-2-METHYL-

Rank	Formula	M.Wt	B.Pk	Purity	Fit	RFit
1	C11.H24.O6	252	45	591	876	632
2	C10.H20.O5	220	45	538	772	590
3	C7.H16.O4	164	45	525	827	565
4	C8.H18.O4	178	59	511	814	532
5	C10.H22.O5	222	59	506	742	533
6	C12.H24.O6	264	45	498	767	555
7	C7.H14.O3	146	59	488	838	504
8	C12.H26.O6	266	59	484	737	520
9	C5.H12.O2	104	59	476	864	510

Rank	Ret.Time	B.P.Int.	US.Par.1	US.Par.2	C.A.S. #
1	—	—	—	—	23778-52-1
2	—	—	—	—	33100-27-5
3	—	—	—	—	112-35-6
4	—	—	—	—	112-49-2
5	—	—	—	—	143-24-8
6	—	—	—	—	17455-13-9
7	—	—	—	—	54063-18-2
8	—	—	—	—	1191-87-3
9	—	—	—	—	3587-64-2

MID LIBRARY SEARCH (LIBRARYNB)
08/31/98 22:58:00 + 20:02
SAMPLE: S-MM5-RB 1/3SA/1ML INST. ID: F16
CONDS.: UG/ML *1ML *100%/100% *(NA/NA)/1/3SA NA M
ENHANCED (S 15B 2N 0T)

DATA: 30068109 #1801
CALI: 30068109 # 3

BASE M/Z: 59
RIC: 8960.

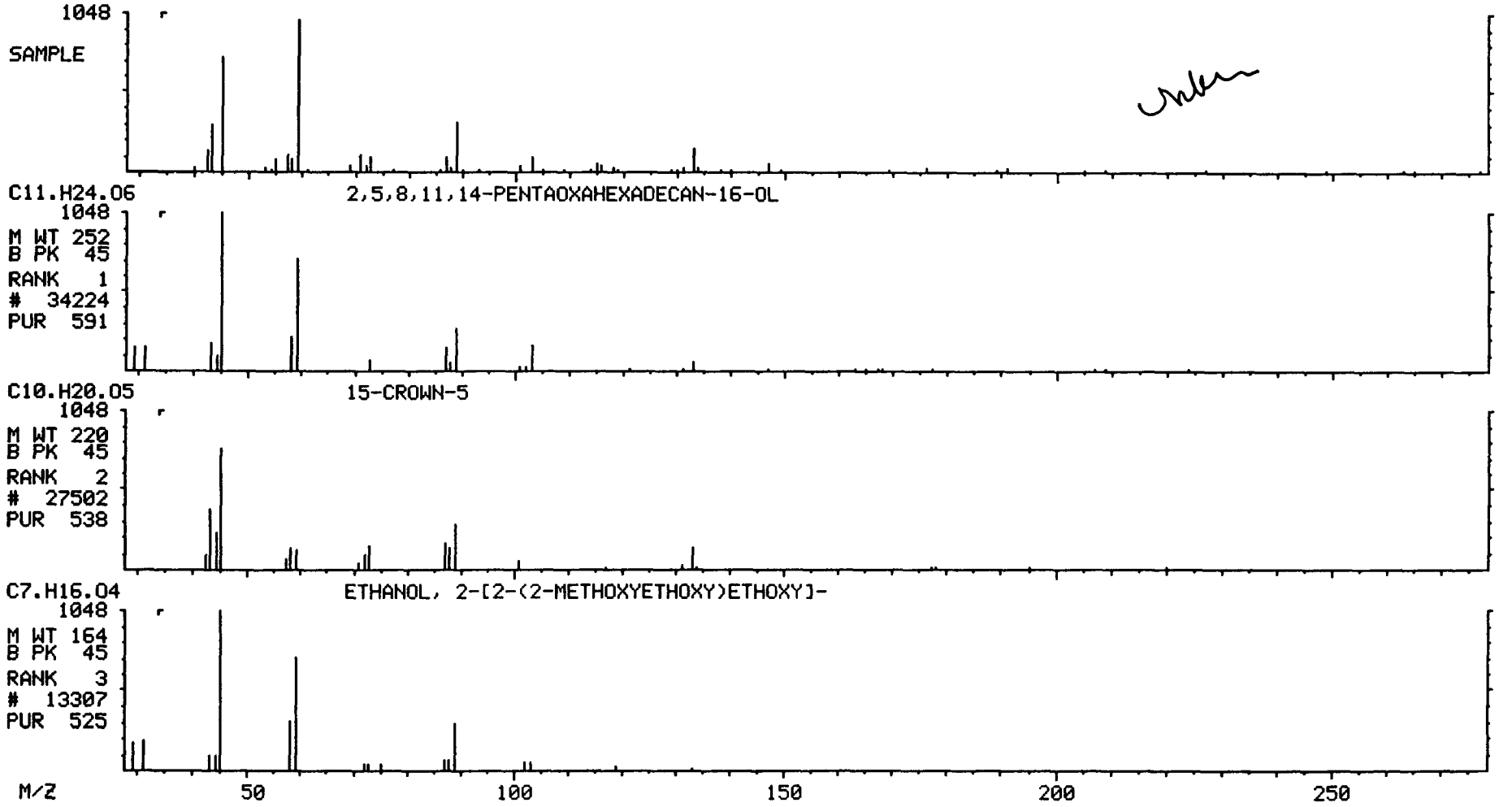

130C

Library Search Data: 30068109 #1834 Base m/z: 59
08/31/98 22:58:00 + 20:24 Cali: 30068109 # 3 RIC: 2840.
Sample: S-MM5-RB 1/3SA/1ML INST. ID: F16
Conds.: UG/ML *1ML *100%/100% *(NA/NA)/1/3SA NA M
Enhanced (S 15B 2N OT)

62231 spectra in LIBRARYNB searched for maximum PURITY
435 matched at least 5 of the 16 largest peaks in the unknown

Rank	In.	Name
1	329	PROPANE, 2-METHOXY-
2	3132	HEXANAMIDE
3	1618	BUTANAMIDE, 3-METHYL-
4	11721	NONANAMIDE
5	8432	2-HEXANONE, 3-HYDROXY-3,5-DIMETHYL-
6	1694	3-HYDROXY-3-METHYL-2-BUTANONE
7	1617	PENTANAMIDE
8	8871	METHANE, TERT-BUTOXYISOPROPOXY-
9	22656	DODECANAMIDE

Rank	Formula	M.Wt	B.Pk	Purity	Fit	RFit
1	C4.H10.O	74	59	556	924	590
2	C6.H13.O.N	115	59	523	726	621
3	C5.H11.O.N	101	59	510	780	614
4	C9.H19.O.N	157	59	502	713	610
5	C8.H16.O2	144	59	499	818	574
6	C5.H10.O2	102	59	474	834	541
7	C5.H11.O.N	101	59	470	734	595
8	C8.H18.O2	146	57	467	690	527
9	C12.H25.O.N	199	59	463	640	633

Rank	Ret.Time	B.P.Int.	US.Par.1	US.Par.2	C.A.S. #
1	—	—	—	—	598-53-8
2	—	—	—	—	628-02-4
3	—	—	—	—	541-46-8
4	—	—	—	—	1120-07-6
5	—	—	—	—	6321-14-8
6	—	—	—	—	115-22-0
7	—	—	—	—	626-97-1
8	—	—	—	—	4346-01-4
9	—	—	—	—	1120-16-7

MID LIBRARY SEARCH (LIBRARYNB)
08/31/98 22:58:00 + 20:24
SAMPLE: S-MM5-RB 1/3SA/1ML INST. ID: F16
CONDS.: UG/ML *1ML *100%/100% *(NA/NA)/1/3SA NA M
ENHANCED (S 15B 2N 0T)

DATA: 30068109 #1834
CALI: 30068109 # 3

BASE M/Z: 59
RIC: 2840.

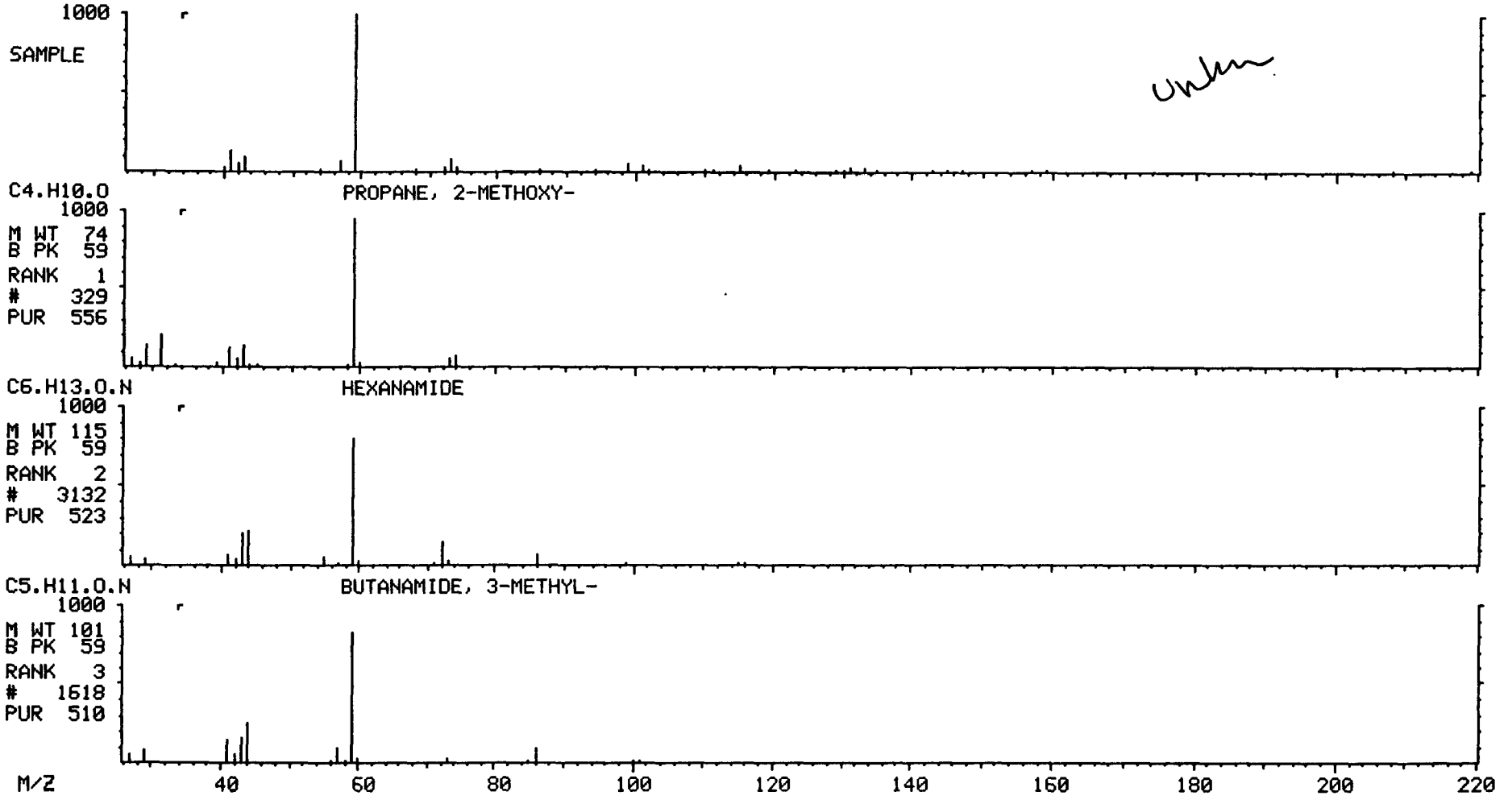

unknown

1302

Library Search Data: 30068109 #1916 Base m/z: 43
08/31/98 22:58:00 + 21:19 Cali: 30068109 # 3 RIC: 29632.
Sample: S-MM5-RB 1/3SA/1ML INST. ID: F16
Conds.: UG/ML *1ML *100%/100% *(NA/NA)/1/3SA NA M
Enhanced (S 15B 2N OT)

62231 spectra in LIBRARYNB searched for maximum PURITY
818 matched at least 7 of the 16 largest peaks in the unknown

Rank	In.	Name
1	26416	4-TETRADECANOL
2	58701	17-PENTATRIACONTENE
3	39517	3-EICOSENE, (E)-
4	31653	1-HEPTADECENE
5	35206	1-HEPTADECANOL
6	40232	1-NONADECANOL
7	39516	5-EICOSENE, (E)-
8	39515	9-EICOSENE, (E)-
9	32420	1-HEXADECANOL

Rank	Formula	M.Wt	B.Pk	Purity	Fit	RFit
1	C14.H30.O	214	43	781	980	787
2	C35.H70	490	43	777	941	812
3	C20.H40	280	57	771	962	780
4	C17.H34	238	55	769	955	778
5	C17.H36.O	256	55	769	978	773
6	C19.H40.O	284	55	758	982	767
7	C20.H40	280	55	757	943	779
8	C20.H40	280	57	757	944	780
9	C16.H34.O	242	55	756	967	760

Rank	Ret.Time	B.P.Int.	US.Par.1	US.Par.2	C.A.S. #
1	—	—	—	—	1653-33-4
2	—	—	—	—	6971-40-0
3	—	—	—	—	74685-33-9
4	—	—	—	—	6765-39-5
5	—	—	—	—	1454-85-9
6	—	—	—	—	1454-84-8
7	—	—	—	—	74685-30-6
8	—	—	—	—	74685-29-3
9	—	—	—	—	36653-82-4

MID LIBRARY SEARCH (LIBRARYNB)
08/31/98 22:58:00 + 21:19
SAMPLE: S-MM5-RB 1/3SA/1ML INST. ID: F16
CONDS.: UG/ML *1ML *100%/100% *(NA/NA)/1/3SA NA M
ENHANCED (S 15B 2N 0T)

DATA: 30068109 #1916
CALI: 30068109 # 3

BASE M/Z: 43
RIC: 29632.

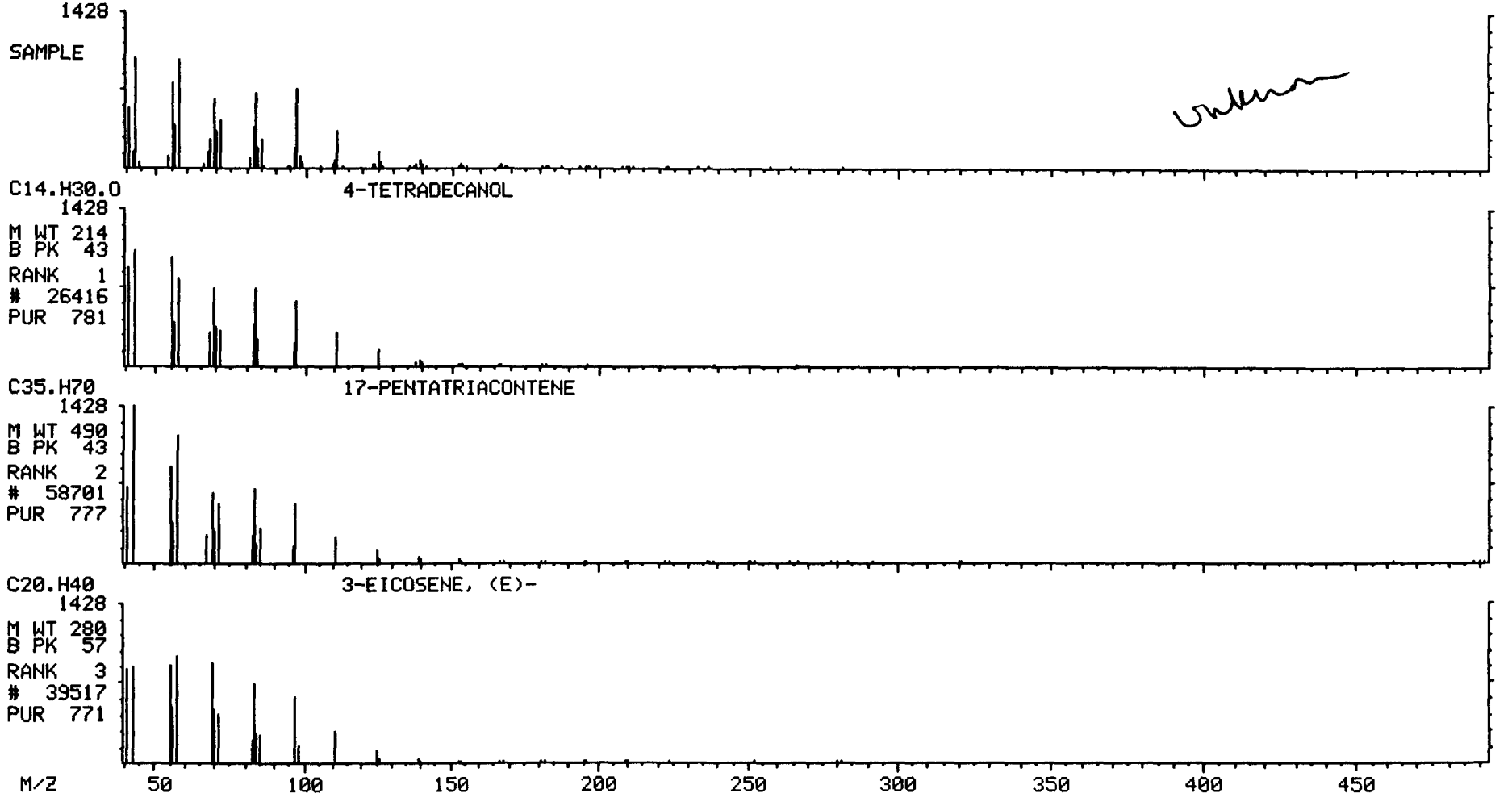

1304

Library Search Data: 30068109 #1934 Base m/z: 59
08/31/98 22:58:00 + 21:31 Cali: 30068109 # 3 RIC: 11856.
Sample: S-MM5-RB 1/3SA/1ML INST. ID: F16
Conds.: UG/ML *1ML *100%/100% *(NA/NA)/1/3SA NA M
Enhanced (S 15B 2N OT)

62231 spectra in LIBRARYNB searched for maximum PURITY
265 matched at least 6 of the 16 largest peaks in the unknown

Rank	In.	Name
1	41712	3,6,9,12,15-PENTAOXANONADECAN-1-OL
2	36510	1,4,7,10,13,16-HEXAOXACYCLOOCTADECANE
3	1909	2-PROPANOL, 1-METHOXY-2-METHYL-
4	34224	2,5,8,11,14-PENTAOXAHEXADECAN-16-OL
5	9227	1,3,3-TRIMETHOXYBUTANE
6	5825	2-PROPANOL, 1-(2-METHYLPROPOXY)-
7	5832	2-PROPANOL, 1-(1-METHYLPROPOXY)-
8	3528	2-METHYL-2,3-PENTANEDIOL
9	8813	ETHENE, (2-ETHOXY-1-METHOXYETHOXY)-

Rank	Formula	M.Wt	B.Pk	Purity	Fit	RFit
1	C14.H30.O6	294	45	478	775	489
2	C12.H24.O6	264	45	465	776	466
3	C5.H12.O2	104	59	460	937	464
4	C11.H24.O6	252	45	447	872	464
5	C7.H16.O3	148	45	444	718	454
6	C7.H16.O2	132	57	443	823	457
7	C7.H16.O2	132	43	433	827	450
8	C6.H14.O2	118	59	426	846	443
9	C7.H14.O3	146	59	422	853	422

Rank	Ret.Time	B.P.Int.	US.Par.1	US.Par.2	C.A.S. #
1	—	—	—	—	1786-94-3
2	—	—	—	—	17455-13-9
3	—	—	—	—	3587-64-2
4	—	—	—	—	23778-52-1
5	—	—	—	—	6607-66-5
6	—	—	—	—	23436-19-3
7	—	—	—	—	53907-95-2
8	—	—	—	—	7795-80-4
9	—	—	—	—	54063-18-2

MID LIBRARY SEARCH (LIBRARYNB)
08/31/98 22:58:00 + 21:31
SAMPLE: S-MM5-RB 1/3SA/1ML INST. ID: F16
CONDS.: UG/ML *1ML *100%/100% *(NA/NA)/1/3SA NA M
ENHANCED (S 15B 2N 0T)

DATA: 30068109 #1934
CALI: 30068109 # 3

BASE M/Z: 59
RIC: 11856.

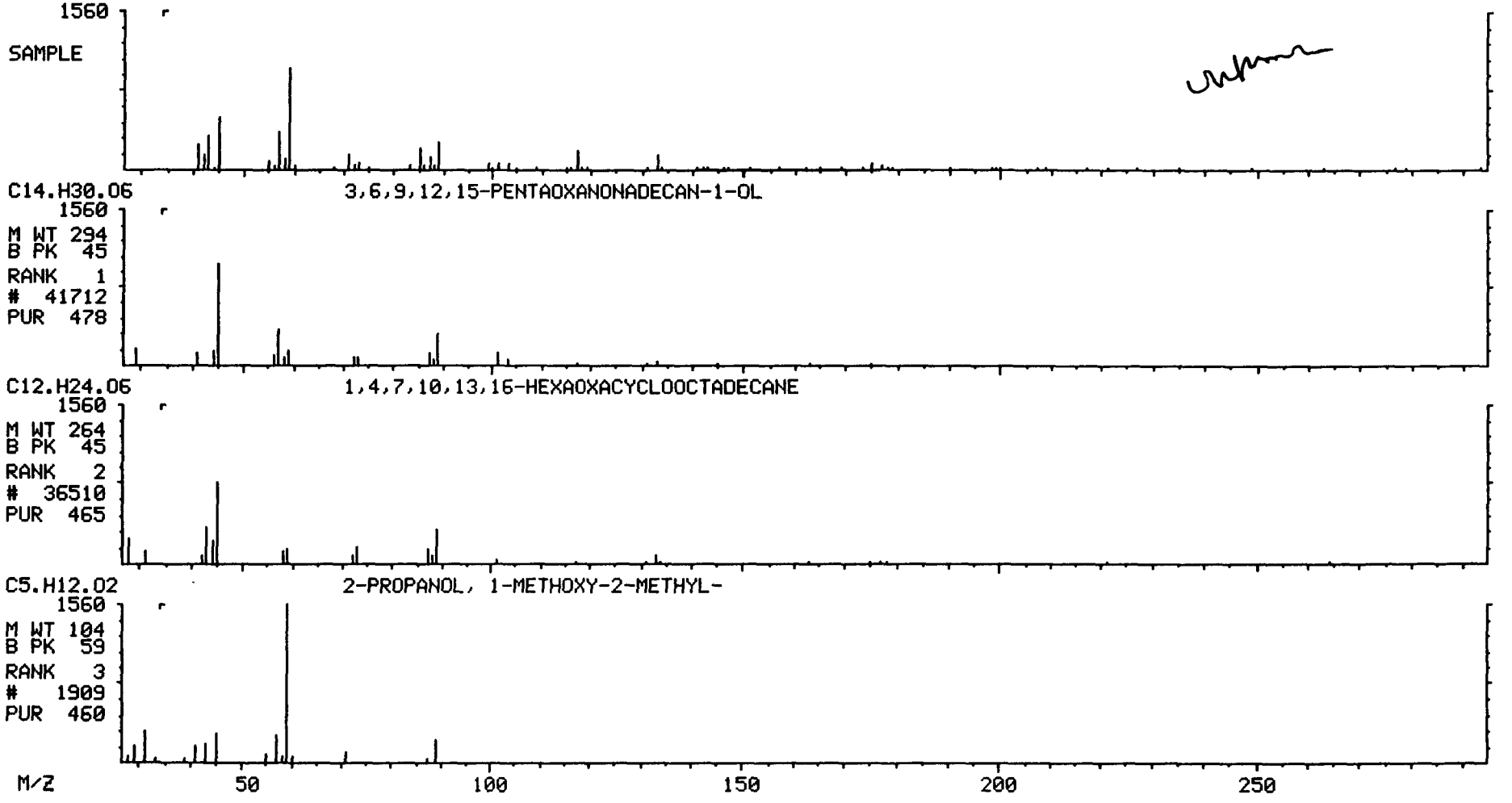

1303

Library Search Data: 30068109 #1940 Base m/z: 59
08/31/98 22:58:00 + 21:35 Cali: 30068109 # 3 RIC: 8400.
Sample: S-MM5-RB 1/3SA/1ML INST. ID: F16
Conds.: UG/ML *1ML *100%/100% *(NA/NA)/1/3SA NA M
Enhanced (S 15B 2N OT)

62231 spectra in LIBRARYNB searched for maximum PURITY
400 matched at least 5 of the 16 largest peaks in the unknown

Rank	In.	Name
1	9227	1,3,3-TRIMETHOXYBUTANE
2	27502	15-CROWN-5
3	1909	2-PROPANOL, 1-METHOXY-2-METHYL-
4	24247	2-PROPANOL, 1-[2-(2-METHOXY-1-METHYLETHOXY)-1-METHYLETHOXY]-
5	1919	1-BUTANOL, 3-METHOXY-
6	36510	1,4,7,10,13,16-HEXAOXACYCLOOCTADECANE
7	41712	3,6,9,12,15-PENTAOXANONADECAN-1-OL
8	9235	1-PROPANOL, 2-(2-METHOXY-1-METHYLETHOXY)-
9	3528	2-METHYL-2,3-PENTANEDIOL

Rank	Formula	M.Wt	B.Pk	Purity	Fit	RFit
1	C7.H16.O3	148	45	441	695	488
2	C10.H20.O5	220	45	438	648	528
3	C5.H12.O2	104	59	436	882	457
4	C10.H22.O4	206	59	418	738	448
5	C5.H12.O2	104	59	418	811	431
6	C12.H24.O6	264	45	406	661	487
7	C14.H30.O6	294	45	404	648	496
8	C7.H16.O3	148	59	398	763	408
9	C6.H14.O2	118	59	394	793	432

Rank	Ret.Time	B.P.Int.	US.Par.1	US.Par.2	C.A.S. #
1	—	—	—	—	6607-66-5
2	—	—	—	—	33100-27-5
3	—	—	—	—	3587-64-2
4	—	—	—	—	20324-33-8
5	—	—	—	—	2517-43-3
6	—	—	—	—	17455-13-9
7	—	—	—	—	1786-94-3
8	—	—	—	—	55956-21-3
9	—	—	—	—	7795-80-4

MID LIBRARY SEARCH (LIBRARYNB)
08/31/98 22:58:00 + 21:35
SAMPLE: S-MM5-RB 1/3SA/1ML INST. ID: F16
CONDS.: UG/ML *1ML *100%/100% *(NA/NA)/1/3SA NA M
ENHANCED (S 15B 2N 0T)

DATA: 30068109 #1940
CALI: 30068109 # 3

BASE M/Z: 59
RIC: 8400.

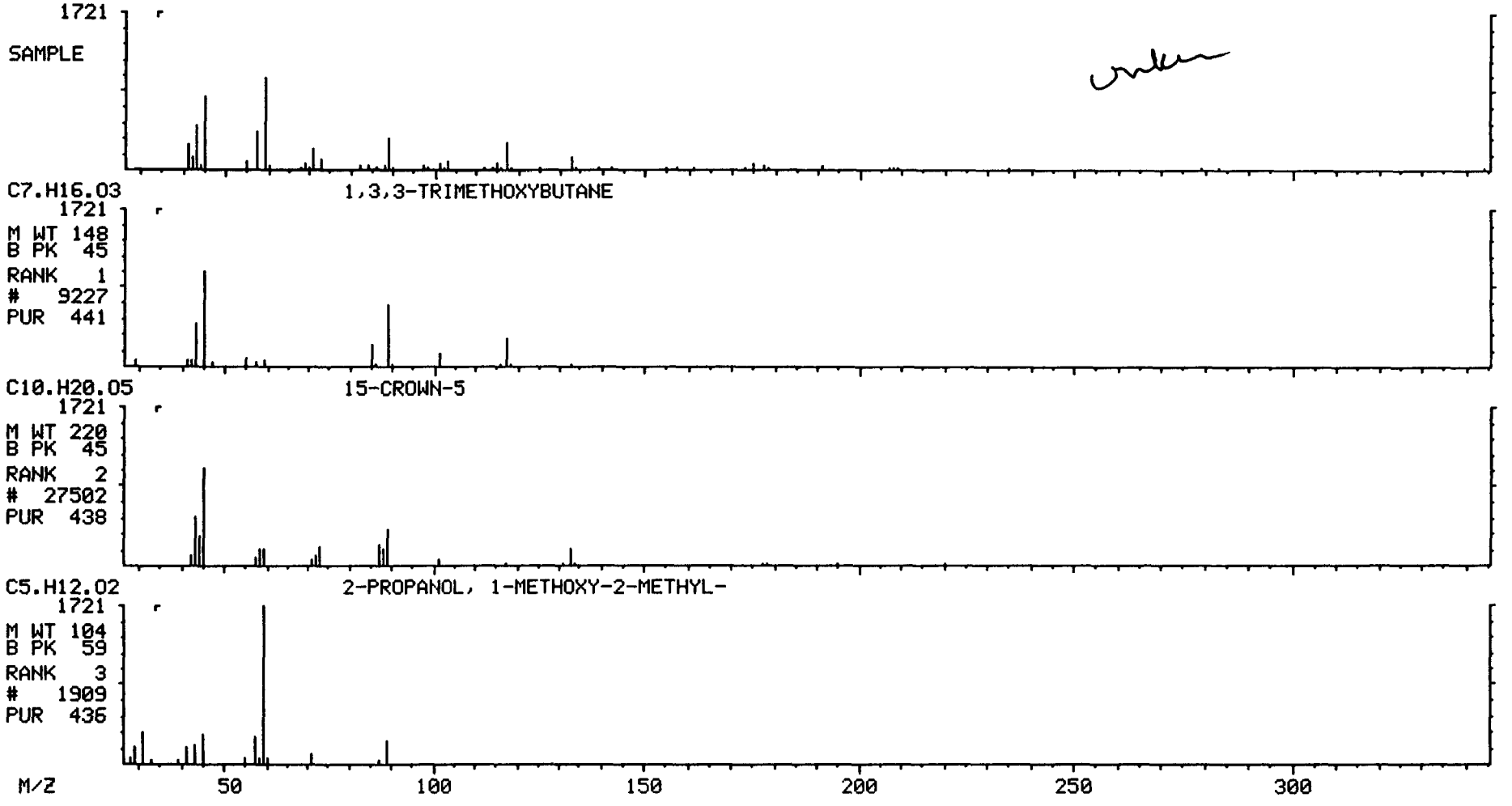

Library Search Data: 30068109 #1966 Base m/z: 59
08/31/98 22:58:00 + 21:52 Cali: 30068109 # 3 RIC: 3004.
Sample: S-MM5-RB 1/3SA/1ML INST. ID: F16
Conds.: UG/ML *1ML *100%/100% *(NA/NA)/1/3SA NA M
Enhanced (S 15B 2N OT)

62231 spectra in LIBRARYNB searched for maximum PURITY
783 matched at least 5 of the 16 largest peaks in the unknown

Rank	In.	Name
1	19528	3-DODECANOL
2	12059	4-ETHYL-3-OCTANOL
3	12057	3-DECANOL
4	3237	4-HYDROXY-3-HEXANONE
5	9228	1-PROPANOL, 2-(2-METHOXYPROPOXY)-
6	12062	3-OCTANOL, 6-ETHYL-
7	15851	2-METHYL-2-DECANOL
8	15839	5-ETHYL-3-NONANOL
9	8506	4,5-DIMETHYL-3-HEPTANOL

Rank	Formula	M.Wt	B.Pk	Purity	Fit	RFit
1	C12.H26.O	186	59	391	789	450
2	C10.H22.O	158	59	365	887	397
3	C10.H22.O	158	59	356	792	401
4	C6.H12.O2	116	59	355	770	366
5	C7.H16.O3	148	59	348	792	380
6	C10.H22.O	158	59	341	755	401
7	C11.H24.O	172	59	339	731	400
8	C11.H24.O	172	57	338	719	398
9	C9.H20.O	144	59	338	824	403

Rank	Ret.Time	B.P.Int.	US.Par.1	US.Par.2	C.A.S. #
1	—	—	—	—	10203-30-2
2	—	—	—	—	19781-26-1
3	—	—	—	—	1565-81-7
4	—	—	—	—	4984-85-4
5	—	—	—	—	13588-28-8
6	—	—	—	—	19781-27-2
7	—	—	—	—	3396-02-9
8	—	—	—	—	- -
9	—	—	—	—	- -

MID LIBRARY SEARCH (LIBRARYNB)
08/31/98 22:58:00 + 21:52
SAMPLE: S-MM5-RB 1/3SA/1ML INST. ID: F16
CONDS.: UG/ML *1ML *100%/100% *(NA/NA)/1/3SA NA M
ENHANCED (S 15B 2N 0T)

DATA: 30068109 #1966
CALI: 30068109 # 3

BASE M/Z: 59
RIC: 3004.

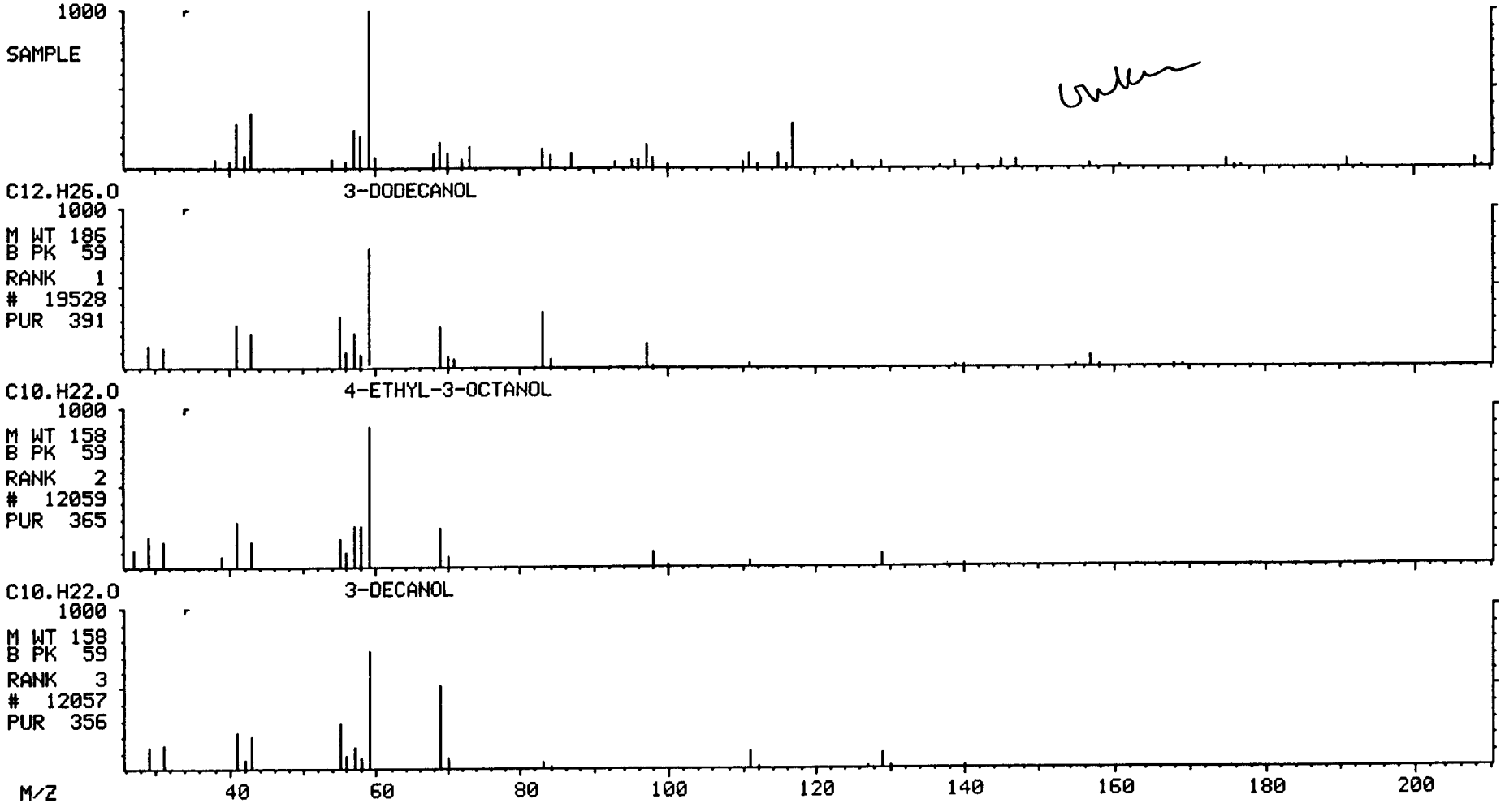

Library Search Data: 30068109 #2014 Base m/z: 43
08/31/98 22:58:00 + 22:24 Cali: 30068109 # 3 RIC: 14592.
Sample: S-MM5-RB 1/3SA/1ML INST. ID: F16
Conds.: UG/ML *1ML *100%/100% *(NA/NA)/1/3SA NA M
Enhanced (S 15B 2N OT)

62231 spectra in LIBRARYNB searched for maximum PURITY
950 matched at least 7 of the 16 largest peaks in the unknown

Rank	In.	Name
1	39515	9-EICOSENE, (E)-
2	39516	5-EICOSENE, (E)-
3	34410	3-OCTADECENE, (E)-
4	37062	1-NONADECENE
5	34418	9-OCTADECENE, (E)-
6	34411	5-OCTADECENE, (E)-
7	31653	1-HEPTADECENE
8	39517	3-EICOSENE, (E)-
9	26416	4-TETRADECANOL

Rank	Formula	M.Wt	B.Pk	Purity	Fit	RFit
1	C20.H40	280	55	729	949	741
2	C20.H40	280	55	728	947	741
3	C18.H36	252	69	718	938	734
4	C19.H38	266	97	717	948	737
5	C18.H36	252	55	716	935	730
6	C18.H36	252	55	716	934	730
7	C17.H34	238	55	715	942	728
8	C20.H40	280	57	713	951	725
9	C14.H30.O	214	43	711	970	721

Rank	Ret.Time	B.P.Int.	US.Par.1	US.Par.2	C.A.S. #
1	—	—	—	—	74685-29-3
2	—	—	—	—	74685-30-6
3	—	—	—	—	7206-19-1
4	—	—	—	—	18435-45-5
5	—	—	—	—	7206-25-9
6	—	—	—	—	7206-21-5
7	—	—	—	—	6765-39-5
8	—	—	—	—	74685-33-9
9	—	—	—	—	1653-33-4

MID LIBRARY SEARCH (LIBRARYNB)
08/31/98 22:58:00 + 22:24
SAMPLE: S-MM5-RB 1/3SA/1ML INST. ID: F16
CONDS.: UG/ML *1ML *100%/100% *(NA/NA)/1/3SA NA M
ENHANCED (S 15B 2N 0T)

DATA: 30068109 #2014
CALI: 30068109 # 3

BASE M/Z: 43
RIC: 14592.

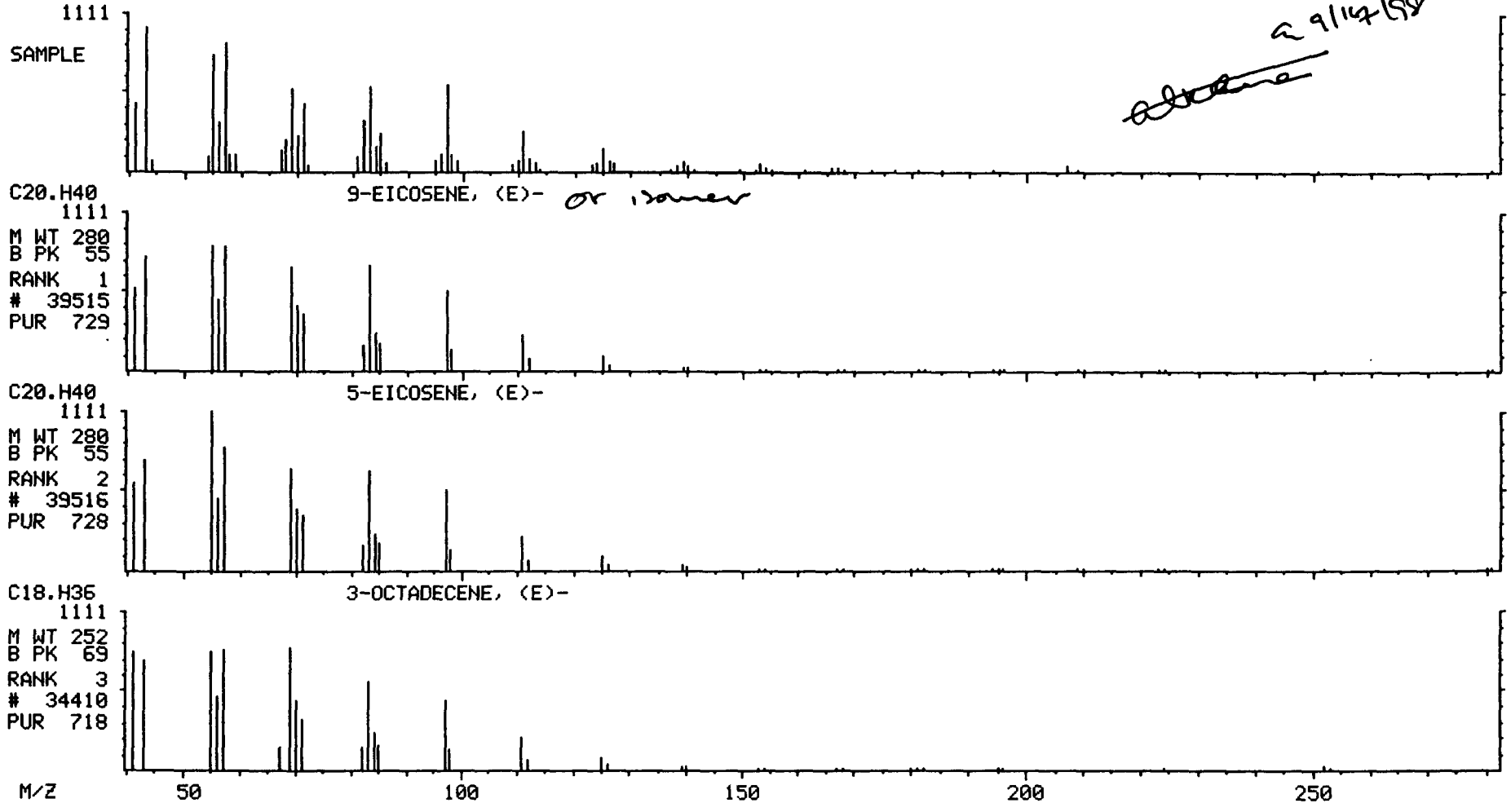

a 9/14/98

Library Search Data: 30068109 #2051 Base m/z: 59
08/31/98 22:58:00 + 22:49 Cali: 30068109 # 3 RIC: 5984.
Sample: S-MM5-RB 1/3SA/1ML INST. ID: F16
Conds.: UG/ML *1ML *100%/100% *(NA/NA)/1/3SA NA M
Enhanced (S 15B 2N OT)

62231 spectra in LIBRARYNB searched for maximum PURITY
363 matched at least 6 of the 16 largest peaks in the unknown

Rank	In.	Name
1	1909	2-PROPANOL, 1-METHOXY-2-METHYL-
2	27502	15-CROWN-5
3	9228	1-PROPANOL, 2-(2-METHOXYPROPOXY)-
4	9227	1,3,3-TRIMETHOXYBUTANE
5	8822	BUTANOIC ACID, 4-ETHOXY-, METHYL ESTER
6	8871	METHANE, TERT-BUTOXYISOPROPOXY-
7	36510	1,4,7,10,13,16-HEXAOXACYCLOOCTADECANE
8	12385	BUTYRIC ACID, 4-ISOPROPOXY-, METHYL ESTER
9	5826	2-PROPANOL, 1-ISOPROPOXY-2-METHYL-

Rank	Formula	M.Wt	B.Pk	Purity	Fit	RFit
1	C5.H12.O2	104	59	471	922	486
2	C10.H20.O5	220	45	458	634	535
3	C7.H16.O3	148	59	443	798	461
4	C7.H16.O3	148	45	430	661	457
5	C7.H14.O3	146	59	425	719	522
6	C8.H18.O2	146	57	419	791	435
7	C12.H24.O6	264	45	413	654	477
8	C8.H16.O3	160	101	413	694	459
9	C7.H16.O2	132	59	412	641	484

Rank	Ret.Time	B.P.Int.	US.Par.1	US.Par.2	C.A.S. #
1	—	—	—	—	3587-64-2
2	—	—	—	—	33100-27-5
3	—	—	—	—	13588-28-8
4	—	—	—	—	6607-66-5
5	—	—	—	—	29006-04-0
6	—	—	—	—	4346-01-4
7	—	—	—	—	17455-13-9
8	—	—	—	—	29006-05-1
9	—	—	—	—	3587-75-5

MID LIBRARY SEARCH (LIBRARYNB)
08/31/98 22:58:00 + 22:49
SAMPLE: S-MM5-RB 1/35A/1ML INST. ID: F16
CONDS.: UG/ML *1ML *100%/100% *(NA/NA)/1/35A NA M
ENHANCED (S 15B 2N 0T)

DATA: 30068109 #2051
CALI: 30068109 # 3

BASE M/Z: 59
RIC: 5984.

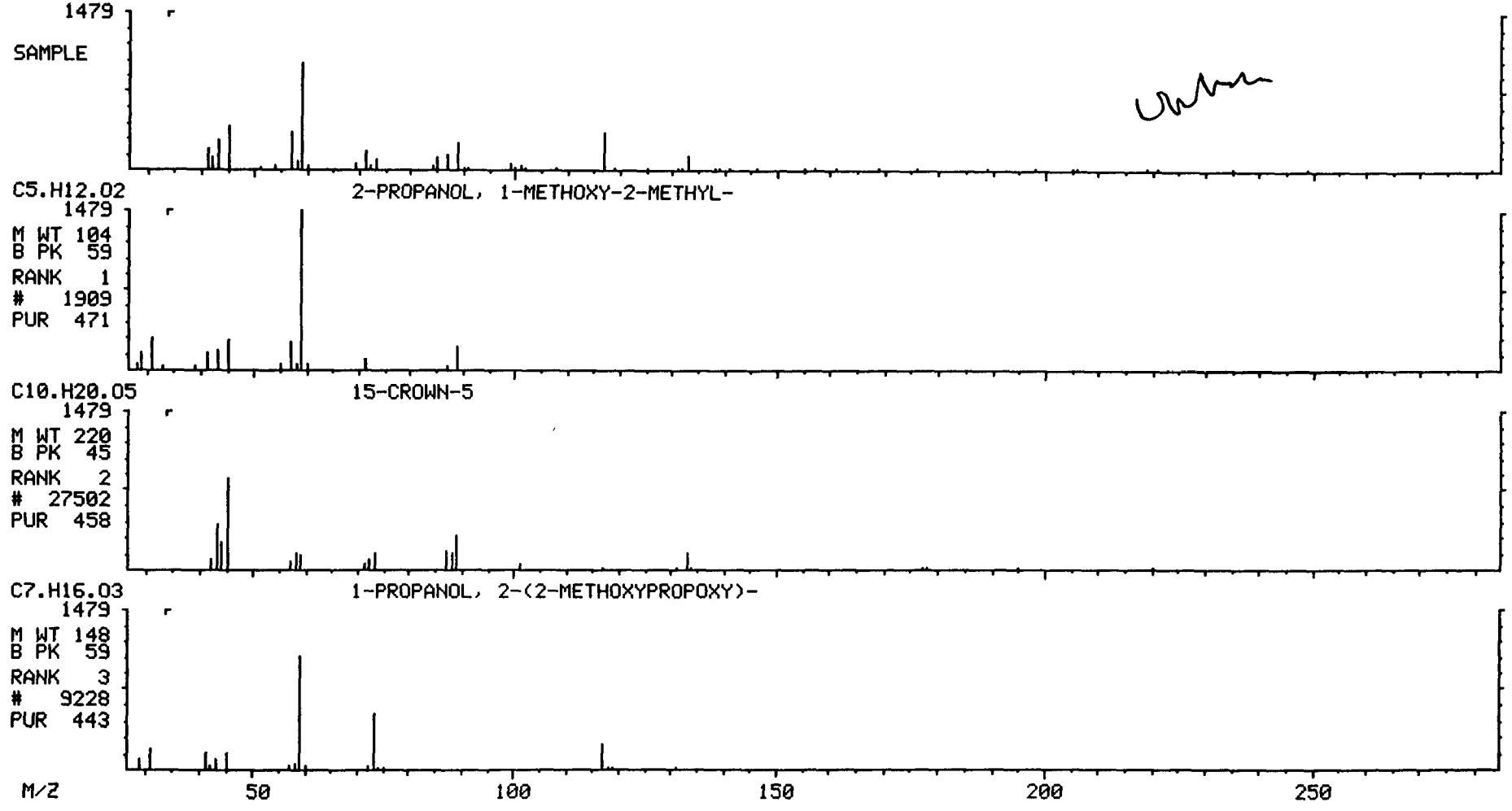

Library Search Data: 30068109 #2057 Base m/z: 59
08/31/98 22:58:00 + 22:53 Cali: 30068109 # 3 RIC: 7840.
Sample: S-MM5-RB 1/3SA/1ML INST. ID: F16
Conds.: UG/ML *1ML *100%/100% *(NA/NA)/1/3SA NA M
Enhanced (S 15B 2N OT)

62231 spectra in LIBRARYNB searched for maximum PURITY
323 matched at least 6 of the 16 largest peaks in the unknown

Rank	In.	Name
1	9227	1,3,3-TRIMETHOXYBUTANE
2	41712	3,6,9,12,15-PENTAOXANONADECAN-1-OL
3	5809	1-ETHOXYPENTAN-3-OL
4	3528	2-METHYL-2,3-PENTANEDIOL
5	1909	2-PROPANOL, 1-METHOXY-2-METHYL-
6	16192	2-PROPANOL, 1-[1-METHYL-2-(2-PROPENYLOXY)ETHOXY]-
7	3000	OXIRANE, 2,2-DIMETHYL-3-PROPYL-
8	34224	2,5,8,11,14-PENTAOXAHEXADECAN-16-OL
9	16199	BUTYRIC ACID, 4-BUTOXY-, METHYL ESTER

Rank	Formula	M.Wt	B.Pk	Purity	Fit	RFit
1	C7.H16.O3	148	45	477	749	491
2	C14.H30.O6	294	45	446	723	499
3	C7.H16.O2	132	59	423	903	442
4	C6.H14.O2	118	59	407	812	422
5	C5.H12.O2	104	59	404	903	416
6	C9.H18.O3	174	59	396	715	410
7	C7.H14.O	114	43	388	917	395
8	C11.H24.O6	252	45	383	798	432
9	C9.H18.O3	174	57	376	719	435

Rank	Ret.Time	B.P.Int.	US.Par.1	US.Par.2	C.A.S. #
1	—	—	—	—	6607-66-5
2	—	—	—	—	1786-94-3
3	—	—	—	—	- -
4	—	—	—	—	7795-80-4
5	—	—	—	—	3587-64-2
6	—	—	—	—	55956-25-7
7	—	—	—	—	17612-35-0
8	—	—	—	—	23778-52-1
9	—	—	—	—	29006-06-2

MID LIBRARY SEARCH (LIBRARYNB)
08/31/98 22:58:00 + 22:53
SAMPLE: S-MM5-RB 1/3SA/1ML INST. ID: F16
CONDS.: UG/ML *1ML *100%/100% *(NA/NA)/1/3SA NA M
ENHANCED (S 15B 2N 0T)

DATA: 30068109 #2057
CALI: 30068109 # 3

BASE M/Z: 59
RIC: 7840.

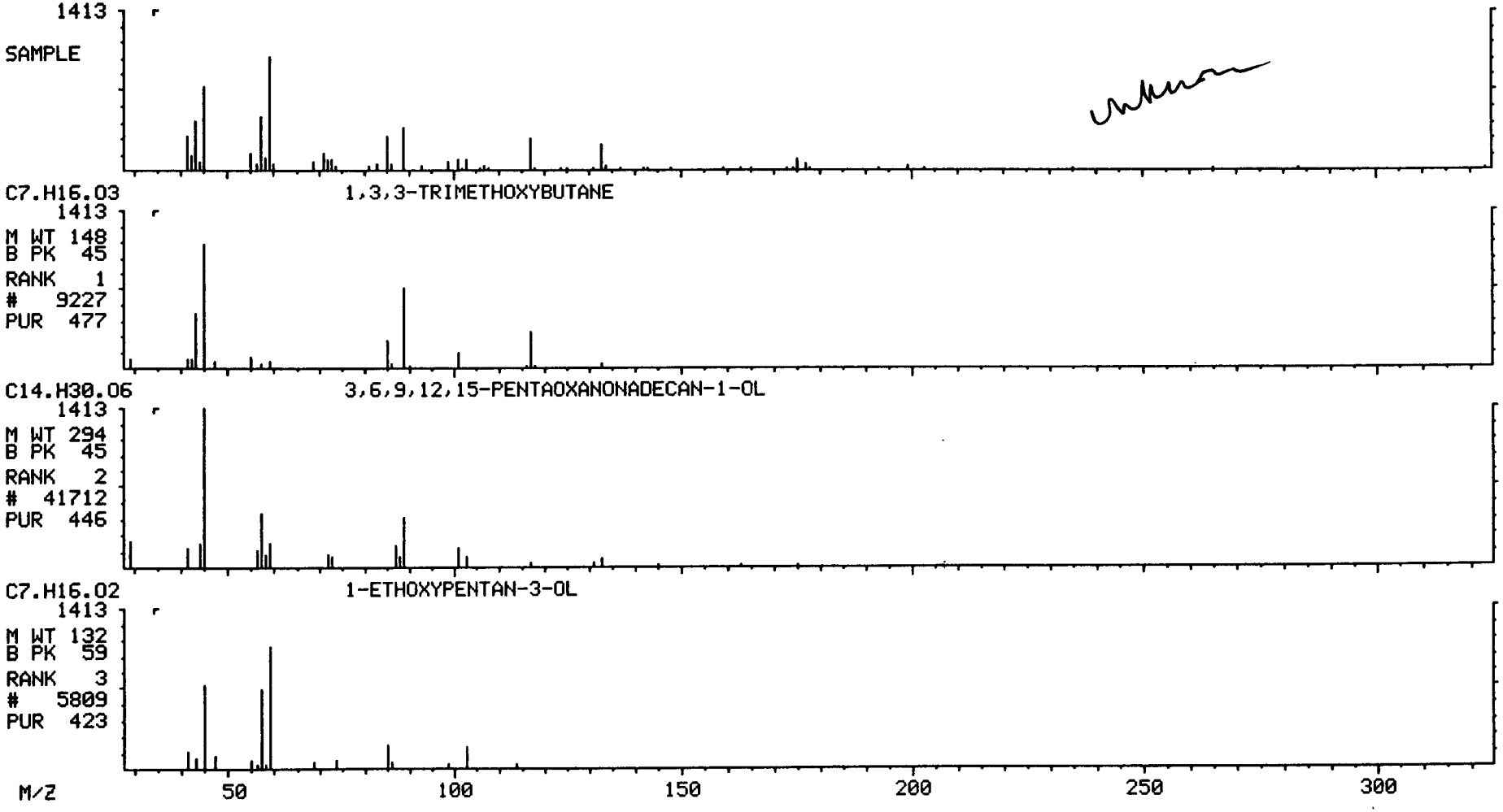

Fig. 10(a)

TIC SELECTION REPORT

DATA FILE: 30068109

THE FOLLOWING PEAKS WERE REJECTED BECAUSE AT LEAST 40 % OF THEIR SIZE WAS ACCOUNTED FOR BY TARGET COMPOUNDS ELUTING WITHIN 4 SCANS OF THE PEAK TOP.

SCAN	SIZE	AMOUNT
198	273224.	38.262
308	328440.	45.994
340	229200.	32.097
421	136284.	19.085
529	285638.	40.000
722	317824.	37.173
827	341992.	40.000
968	294902.	35.699
1085	330432.	40.000
1383	308168.	58.652
1383	308168.	58.652
1551	210168.	40.000
1782	186560.	40.000

TOTAL NUMBER OF UNIDENTIFIED PEAKS WITH SIZE GREATER THAN 10 % OF THE CLOSEST INTERNAL STANDARD THAT DOES NOT HAVE INTERFERENCES = 25

INTERNAL STANDARDS THAT HAVE RIC SIZE LESS THAN 50 % OR GREATER THAN 200 % OF THE ESTIMATED RIC SIZE ARE CONSIDERED TO HAVE INTERFERENCES AND WILL NOT BE USED FOR QUANTITATION.

#	INTERNAL STANDARD	RIC SIZE	PERCENT OF ESTIMATED RIC SIZE	SCAN
1	CI40 NAPHTHALENE-D8	285638.	130	529
2	CI50 ACENAPHTHENE-D10	341992.	127	827
3	CI60 PHENANTHRENE-D10	330432.	118	1085
4	CI70 CHRYSENE-D12	210168.	120	1551
5	CI75 PERYLENE-D12	186560.	122	1782

* INDICATES INTERFERENCE

SIZE = AREA

Semivolatile Organics
Method 0010/8270

Client Name: Pacific Environmental Services
Client ID: S-MM5-4-F,FH,XAD,COND,BH
LAB ID: 300681-0010-SA
Matrix: AIRTRAIN Sampled: 25 JUL 98 Received: 30 JUL 98
Authorized: 30 JUL 98 Prepared: 31 JUL 98 Analyzed: 31 AUG 98

Dilution Factor: 100

Parameter	Wet wt. Result	Units	Reporting Limit	Qualifier
Phenol	ND	ug/Sample	3000	GR
bis(2-Chloroethyl)ether	ND	ug/Sample	3000	
2-Chlorophenol	ND	ug/Sample	3000	
1,3-Dichlorobenzene	ND	ug/Sample	3000	
1,4-Dichlorobenzene	ND	ug/Sample	3000	
Benzyl alcohol	ND	ug/Sample	3000	
1,2-Dichlorobenzene	ND	ug/Sample	3000	
2-Methylphenol	ND	ug/Sample	3000	
2,2'-Oxybis(1-chloropropane)	ND	ug/Sample	3000	
3/4-Methylphenol	ND	ug/Sample	3000	
N-Nitroso-di-n-propylamine	ND	ug/Sample	3000	
Hexachloroethane	ND	ug/Sample	3000	
Nitrobenzene	ND	ug/Sample	3000	
Isophorone	ND	ug/Sample	3000	
2-Nitrophenol	ND	ug/Sample	3000	
2,4-Dimethylphenol	ND	ug/Sample	3000	
Benzoic acid	ND	ug/Sample	15000	
bis(2-Chloroethoxy)-methane	ND	ug/Sample	3000	
2,4-Dichlorophenol	ND	ug/Sample	3000	
1,2,4-Trichlorobenzene	ND	ug/Sample	3000	
Naphthalene	1500	ug/Sample	3000	J
4-Chloroaniline	ND	ug/Sample	3000	
Hexachlorobutadiene	ND	ug/Sample	3000	
4-Chloro-3-methylphenol	ND	ug/Sample	3000	
2-Methylnaphthalene	2300	ug/Sample	3000	J
Hexachlorocyclopentadiene	ND	ug/Sample	3000	
2,4,6-Trichlorophenol	ND	ug/Sample	3000	
2,4,5-Trichlorophenol	ND	ug/Sample	15000	
2-Chloronaphthalene	ND	ug/Sample	3000	
2-Nitroaniline	ND	ug/Sample	3000	
Dimethyl phthalate	ND	ug/Sample	3000	
Acenaphthylene	ND	ug/Sample	3000	
3-Nitroaniline	ND	ug/Sample	15000	
Acenaphthene	ND	ug/Sample	3000	
2,4-Dinitrophenol	ND	ug/Sample	15000	

Note G = Reporting limit(s) raised due to matrix interference.
Note J = Result is detected below the reporting limit or is an estimated concentration.
Note R = Reporting limit(s) raised due to sample volume limitations.
ND = Not Detected

Reported By: Emily Uebelhoer Approved By: Mike Orbanosky

The cover letter is an integral part of this report.
Rev 230787

Semivolatile Organics
Method 0010/8270

(cont.

Client Name: Pacific Environmental Services
Client ID: S-MM5-4-F,FH,XAD,COND,BH
LAB ID: 300681-0010-SA
Matrix: AIRTRAIN Sampled: 25 JUL 98 Received: 30 JUL 98
Authorized: 30 JUL 98 Prepared: 31 JUL 98 Analyzed: 31 AUG 98

Dilution Factor: 100

Parameter	Wet wt. Result	Units	Reporting Limit	Qualifier
4-Nitrophenol	ND	ug/Sample	15000	
Dibenzofuran	ND	ug/Sample	3000	
2,4-Dinitrotoluene	ND	ug/Sample	3000	
2,6-Dinitrotoluene	ND	ug/Sample	3000	
Diethyl phthalate	ND	ug/Sample	3000	
4-Chlorophenyl phenyl ether	ND	ug/Sample	3000	
Fluorene	ND	ug/Sample	3000	
4-Nitroaniline	ND	ug/Sample	15000	
4,6-Dinitro-2-methylphenol	ND	ug/Sample	15000	
N-Nitrosodiphenylamine	ND	ug/Sample	3000	
4-Bromophenyl phenyl ether	ND	ug/Sample	3000	
Hexachlorobenzene	ND	ug/Sample	3000	
Pentachlorophenol	ND	ug/Sample	15000	
Phenanthrene	590	ug/Sample	3000	J
Anthracene	ND	ug/Sample	3000	
Di-n-butyl phthalate	ND	ug/Sample	3000	
Fluoranthene	ND	ug/Sample	3000	
Pyrene	ND	ug/Sample	3000	
Butyl benzyl phthalate	ND	ug/Sample	3000	
3,3'-Dichlorobenzidine	ND	ug/Sample	6000	
Benzo(a)anthracene	ND	ug/Sample	3000	
bis(2-Ethylhexyl)-phthalate	ND	ug/Sample	3000	
Chrysene	ND	ug/Sample	3000	
Di-n-octyl phthalate	ND	ug/Sample	3000	
Benzo(b)fluoranthene	ND	ug/Sample	3000	
Benzo(k)fluoranthene	ND	ug/Sample	3000	
Benzo(a)pyrene	ND	ug/Sample	3000	
Indeno(1,2,3-cd)pyrene	ND	ug/Sample	3000	
Dibenz(a,h)anthracene	ND	ug/Sample	3000	
Benzo(g,h,i)perylene	ND	ug/Sample	3000	
Acetophenone	ND	ug/Sample	3000	
4-Aminobiphenyl	ND	ug/Sample	15000	
Aniline	ND	ug/Sample	3000	
Benzidine	ND	ug/Sample	30000	
3,3'-Dimethylbenzidine	ND	ug/Sample	6000	
N-Nitrosodimethylamine	ND	ug/Sample	3000	
N-Nitrosomorpholine	ND	ug/Sample	3000	

Note J = Result is detected below the reporting limit or is an estimated concentration.
ND = Not Detected

Reported By: Emily Uebelhoer Approved By: Mike Orbanosky

The cover letter is an integral part of this report.
Rev 230787

Semivolatile Organics (cont.)
Method 0010/8270

Client Name: Pacific Environmental Services
Client ID: S-MM5-4-F,FH,XAD,COND,BH
LAB ID: 300681-0010-SA
Matrix: AIRTRAIN Sampled: 25 JUL 98 Received: 30 JUL 98
Authorized: 30 JUL 98 Prepared: 31 JUL 98 Analyzed: 31 AUG 98

Dilution Factor: 100

Parameter	Wet wt. Result	Units	Reporting Limit	Qualifier
Pentachloronitrobenzene (PCNB)	ND	ug/Sample	15000	
o-Toluidine	ND	ug/Sample	6000	
2-Methoxybenzenamine	ND	ug/Sample	--	
Biphenyl	ND	ug/Sample	--	
Chloroacetophenone	ND	ug/Sample	--	
Cumene	ND	ug/Sample	--	
DBCP (1,2-Dibromo-3-chloropropane)	ND	ug/Sample	--	
Benzo(e)pyrene	ND	ug/Sample	--	
N-N-Diethylaniline	ND	ug/Sample	--	
Dimethylaniline	ND	ug/Sample	--	
3,3'-Dimethoxybenzidine	ND	ug/Sample	--	
Hydroquinone	ND	ug/Sample	--	
4,4'-Methyl-bis(2-chloroaniline)	ND	ug/Sample	--	
4-Nitrodiphenyl	ND	ug/Sample	--	
Trifluralin	ND	ug/Sample	--	

Surrogate	Recovery	Acceptable Range	
Nitrobenzene-d5	ND %	45 - 107	H
2-Fluorobiphenyl	ND %	62 - 110	
Terphenyl-d14	ND %	58 - 135	
Phenol-d5	ND %	43 - 130	
2-Fluorophenol	ND %	36 - 111	
2,4,6-Tribromophenol	ND %	58 - 131	

Note H = Spiked analyte not detected because of required sample dilution.
ND = Not Detected

Reported By: Emily Uebelhoer Approved By: Mike Orbanosky

The cover letter is an integral part of this report.
Rev 230787

Semivolatiles Library Search (20 Compound TID)
Method 8270

Client Name: Pacific Environmental Services
Client ID: S-MM5-4-F,FH,XAD,COND,BH
LAB ID: 300681-0010-SA
Matrix: AIRTRAIN Sampled: 25 JUL 98 Received: 30 JUL 98
Authorized: 30 JUL 98 Prepared: NA Analyzed: 31 AUG 98

Dilution Factor: 100

Parameter	Result	Units	Reporting Limit	Qualifier
Undecane	7600	ug/Sample	--	0
Unknown	7500	ug/Sample	--	
Unknown alkane	7100	ug/Sample	--	
Decane, 2,5,9-Trimethyl-	6200	ug/Sample	--	0
Unknown	12000	ug/Sample	--	
Unknown alkane	12000	ug/Sample	--	
Unknown hydrocarbon	6900	ug/Sample	--	
Octane, 3,5-dimethyl-	9800	ug/Sample	--	0
Unknown	6400	ug/Sample	--	
Heptadecane, 2,6-dimethyl-	13000	ug/Sample	--	0
Tetradecane	18000	ug/Sample	--	0
Unknown	8600	ug/Sample	--	
Heptadecane, 2,6,10,14 -tetramethyl-	12000	ug/Sample	--	0
Pentadecane	14000	ug/Sample	--	0
Unknown	6400	ug/Sample	--	
Nonadecane	16000	ug/Sample	--	
Undecane, 2,6-dimethyl-	13000	ug/Sample	--	0
Heptadecane, 2,6-dimethyl-	28000	ug/Sample	--	0
Unknown alkane	7600	ug/Sample	--	
Heptadecane, 2,6-dimethyl-	9800	ug/Sample	--	0

Note 0 = Or structurally similar compound (isomer).
NA = Not Applicable

Reported By: Emily Uebelhoer Approved By: Mike Orbanosky

The cover letter is an integral part of this report.
Rev 230787

QUANTERRA GC/MS

Target Compound Data Summary Sheet

Data File: 30068110
Std Id: ST16980831

Sample: S-MM5-4 1/3SA/100M INST. ID: F16
Client: PACIFI Date Analyzed: 08/31/98 23:28
Analyst: DAT Instrument ID: F16 Run Factor: 300.
Quan List Threshold: 0.95 Surrogate Vol.: 100.

Surrogate Spike Recoveries
8270-G, LIMS 10/10/96

Surrogate	Surrogate Amount (ug) Spiked	Measured	% Recovery Measured	QC limits
CS20 NITROBENZENE-D5	50.0	BDL	0* H	45 107
CS25 2-FLUOROBIPHENY	50.0	BDL	0*	62 110
CS30 TERPHENYL-D14	50.00	122.0	244.	* 58 135
CS45 PHENOL-D5	100.	BDL	0*	43 130
CS50 2-FLUOROPHENOL	100.0	116.0	116.	* 36 111
CS55 2,4,6-TRIBROMOP	100.0	127.0	127.	58 131

Target Compounds: SAP9

Parameter	Scan	Result	Units	Reporting Limit
HEXACHLOROBENZENE-C13		ND	UG/A	3000.0
C310 N-NITROSODIMETHYLAMINE		ND	UG/A	3000.0
PYRIDINE		ND	UG/A	6000.0
2-PICOLINE		ND	UG/A	3000.0
N-NITROSOMETHYLETHYLAMINE		ND	UG/A	3000.0
METHYLMETHANESULFONATE		ND	UG/A	3000.0
N-NITROSODIETHYLAMINE		ND	UG/A	3000.0
ETHYLMETHANE SULFONATE		ND	UG/A	3000.0
PENTACHLOROETHANE		ND	UG/A	3000.0
C320 ANILINE		ND	UG/A	3000.0
C315 PHENOL		ND	UG/A	3000.0
C325 BIS(2-CHLOROETHYL)ETHER		ND	UG/A	3000.0
C330 2-CHLOROPHENOL		ND	UG/A	3000.0
C335 1,3-DICHLOROBENZENE		ND	UG/A	3000.0
C340 1,4-DICHLOROBENZENE		ND	UG/A	3000.0
C345 BENZYL ALCOHOL		ND	UG/A	3000.0
C350 1,2-DICHLOROBENZENE		ND	UG/A	3000.0
C355 2-METHYLPHENOL		ND	UG/A	3000.0
C360 2,2'-OXYBIS(1-CLPROPAN)		ND	UG/A	3000.0
C361 ACETOPHENONE		ND	UG/A	3000.0
N-NITROSOPYRROLIDINE		ND	UG/A	3000.0
N-NITROSOMORPHOLINE		ND	UG/A	3000.0
3-METHYL PHENOL		ND	UG/A	3000.0
C365 4-METHYLPHENOL		ND	UG/A	3000.0
C370 N-NITROSO-DI-N-PROPYLAM		ND	UG/A	3000.0
O-TOLUIDINE		ND	UG/A	3000.0
C375 HEXACHLOROETHANE		ND	UG/A	3000.0
C410 NITROBENZENE		ND	UG/A	3000.0
N-NITROSOPIPERIDINE		ND	UG/A	3000.0

Reviewed by: 9/18/98
DEG 10/6/98

QUANTERRA GC/MS

Target Compound Data Summary Sheet

Data File: 30068110
Std Id: ST16980831

Sample: S-MM5-4 1/3SA/100M INST. ID: F16
Client: PACIFI Date Analyzed: 08/31/98 23:28
Analyst: DAT Instrument ID: F16 Run Factor: 300.
Quan List Threshold: 0.95 Surrogate Vol.: 100.

Target Compounds: SAP9

Parameter	Scan	Result	Units	Reporting Limit	
C415 ISOPHORONE		ND	UG/A	3000.0	
C420 2-NITROPHENOL		ND	UG/A	3000.0	
C425 2,4-DIMETHYLPHENOL		ND	UG/A	3000.0	
C435 BIS(2-CHLOROETHOXY)METH		ND	UG/A	3000.0	
C440 2,4-DICHLOROPHENOL		ND	UG/A	3000.0	
C430 BENZOIC ACID		ND	UG/A	15000.0	
AA-DIMETHYLPHENETHYLAMINE		ND	UG/A	3000.0	
C445 1,2,4-TRICHLOROBENZENE		ND	UG/A	3000.0	
C450 NAPHTHALENE		~~ND~~ 1500	UG/A	3000.0	J
C455 4-CHLOROANALINE		ND	UG/A	3000.0	
2,6-DICHLOROPHENOL		ND	UG/A	3000.0	
HEXACHLOROPROPENE		ND	UG/A	3000.0	
C460 HEXACHLOROBUTADIENE		ND	UG/A	3000.0	
P-PHENYLENE DIAMINE		ND	UG/A	3000.0	
N-NITROSODI-N-BUTYLAMINE		ND	UG/A	3000.0	
C465 4-CHLORO-3-METHYLPHENO		ND	UG/A	3000.0	
SAFROLE		ND	UG/A	3000.0	
C470 2-METHYLNAPHTHALENE		~~ND~~ 2300	UG/A	3000.0	J
1,2,4,5-TETRACHLOROBENZENE		ND	UG/A	3000.0	
ISOSAFROLE (#1)		ND	UG/A	6000.0	
C510 HEXACHLOROCYCLOPENTADI		ND	UG/A	3000.0	
C515 2,4,6-TRICHLOROPHENOL		ND	UG/A	3000.0	
C520 2,4,5-TRICHLOROPHENOL		ND	UG/A	3000.0	
ISOSAFROLE (#2)		ND	UG/A	6000.0	
C525 2-CHLORONAPHTHALENE		ND	UG/A	3000.0	
1-CHLORONAPHTHALENE		ND	UG/A	1500.0	
C530 2-NITROANALINE		ND	UG/A	15000.0	
1,4-NAPHTHOQUINONE		ND	UG/A	3000.0	
C535 DIMETHYLPHTHALATE		ND	UG/A	3000.0	
1,3-DINITROBENZENE		ND	UG/A	3000.0	
C540 ACENAPHTHYLENE		ND	UG/A	3000.0	
C543 2,6-DINITROTOLUENE		ND	UG/A	3000.0	
C545 3-NITROANILINE		ND	UG/A	15000.0	
C550 ACENAPHTHENE		ND	UG/A	3000.0	
C555 2,4-DINITROPHENOL		ND	UG/A	15000.0	
C565 DIBENZOFURAN		ND	UG/A	3000.0	
C560 4-NITROPHENOL		ND	UG/A	15000.0	
PENTACHLOROBENZENE		ND	UG/A	3000.0	
C570 2,4-DINITROTOLUENE		ND	UG/A	3000.0	
1-NAPHTHYLAMINE		ND	UG/A	3000.0	
2-NAPHTHYLAMINE		ND	UG/A	3000.0	
2,3,4,6-TETRACHLOROPHENOL		ND	UG/A	6000.0	
C580 DIETHYLPHTHALATE		ND	UG/A	3000.0	
C590 FLUORENE		ND	UG/A	3000.0	

QUANTERRA GC/MS
Target Compound Data Summary Sheet

Data File: 30068110
Std Id: ST16980831

Sample: S-MM5-4 1/3SA/100M INST. ID: F16
Client: PACIFI Date Analyzed: 08/31/98 23:28
Analyst: DAT Instrument ID: F16 Run Factor: 300.
Quan List Threshold: 0.95 Surrogate Vol.: 100.

Target Compounds: SAP9

Parameter	Scan	Result	Units	Reporting Limit
C585 4-CHLOROPHENYL-PHENYLE		ND	UG/A	3000.0
5-NITRO-O-TOLUIDINE		ND	UG/A	3000.0
C595 4-NITROANALINE		ND	UG/A	15000.0
C610 4,6-DINITRO-2-METHYLPH		ND	UG/A	15000.0
C615 N-NITROSODIPHENYLAMINE		ND	UG/A	3000.0
C620 AZOBENZENE		ND	UG/A	3000.0
SYM-TRINITROBENZENE		ND	UG/A	3000.0
C625 4-BROMOPHENYL-PHENYLET		ND	UG/A	3000.0
PHENACETIN		ND	UG/A	3000.0
DIALLATE	234	ND	UG/A	3000.0
C630 HEXACHLOROBENZENE		ND	UG/A	3000.0
4-AMINOBIPHENYL		ND	UG/A	3000.0
C635 PENTACHLOROPHENOL		ND	UG/A	15000.0
PRONAMIDE		ND	UG/A	3000.0
PENTACHLORONITROBENZENE		ND	UG/A	15000.0
C640 PHENANTHRENE		ND 590	UG/A	3000.0 J
C645 ANTHRACENE		ND	UG/A	3000.0
2SECBUTYL-4,6-DINITROPHENOL		ND	UG/A	3000.0
C647 CARBAZOLE		ND	UG/A	3000.0
C650 DI-N-BUTYLPHTHALATE		ND	UG/A	3000.0
4-NITROQUINOLINE-1-OXIDE		ND	UG/A	3000.0
METHAPYRILENE		ND	UG/A	3000.0
ISODRIN		ND	UG/A	3000.0
C655 FLUORANTHENE		ND	UG/A	3000.0
CHLOROBENZILATE		ND	UG/A	3000.0
C710 BENZIDINE		ND	UG/A	30000.0
C715 PYRENE		ND	UG/A	3000.0
ARAMITE (#1)		ND	UG/A	3000.0
ARAMITE (#2)		ND	UG/A	3000.0
P-DIMETHYLAMINOAZOBENZENE		ND	UG/A	3000.0
3,3'-DIMETHYLBENZIDINE		ND	UG/A	3000.0
KEPONE		ND	UG/A	15000.0
C720 BUTYLBENZYLPHTHALATE		ND	UG/A	3000.0
2-ACETYLAMINOFLUORENE		ND	UG/A	3000.0
C730 BENZO(A)ANTHRACENE		ND	UG/A	3000.0
C725 3,3'-DICHLOROBENZIDINE		ND	UG/A	6000.0
C740 CHRYSENE		ND	UG/A	3000.0
C745 BIS(2-ETHYLHEXYL)PHTHA		ND	UG/A	3000.0
3-METHYLCHOLANTHRENE		ND	UG/A	3000.0
C760 DI-N-OCTYL PHTHALATE		ND	UG/A	3000.0
C765 BENZO(B)FLUORANTHENE		ND	UG/A	3000.0
7,12-DIMETHYLBENZANTHRACENE		ND	UG/A	3000.0
C770 BENZO(K)FLUORANTHENE		ND	UG/A	3000.0
HEXACHLOROPHENE		ND	UG/A	3000.0

QUANTERRA GC/MS

Target Compound Data Summary Sheet

Data File: 30068110
Std Id: ST16980831

Sample: S-MM5-4 1/3SA/100M INST. ID: F16
Client: PACIFI Date Analyzed: 08/31/98 23:28
Analyst: DAT Instrument ID: F16 Run Factor: 300.
Quan List Threshold: 0.95 Surrogate Vol.: 100.

Target Compounds: SAP9

Parameter	Scan	Result	Units	Reporting Limit
C775 BENZO(A)PYRENE		ND	UG/A	3000.0
C780 INDENO(1,2,3-CD)PYRENE		ND	UG/A	3000.0
C785 DIBENZ(A,H)ANTHRACENE		ND	UG/A	3000.0
C790 BENZO(G,H,I)PERYLENE		ND	UG/A	3000.0

DATA FROM FILE: 30068110 SCANS 93 TO 1203 ACQUIRED: 08/31/98 23:28:00
CALI: 30068110 #3
SAMPLE: S-MM5-4 1/3SA/100M INST. ID: F16
CONDS.: UG/ML *100ML *100%/100% *(NA/NA)/1/3SA NA M

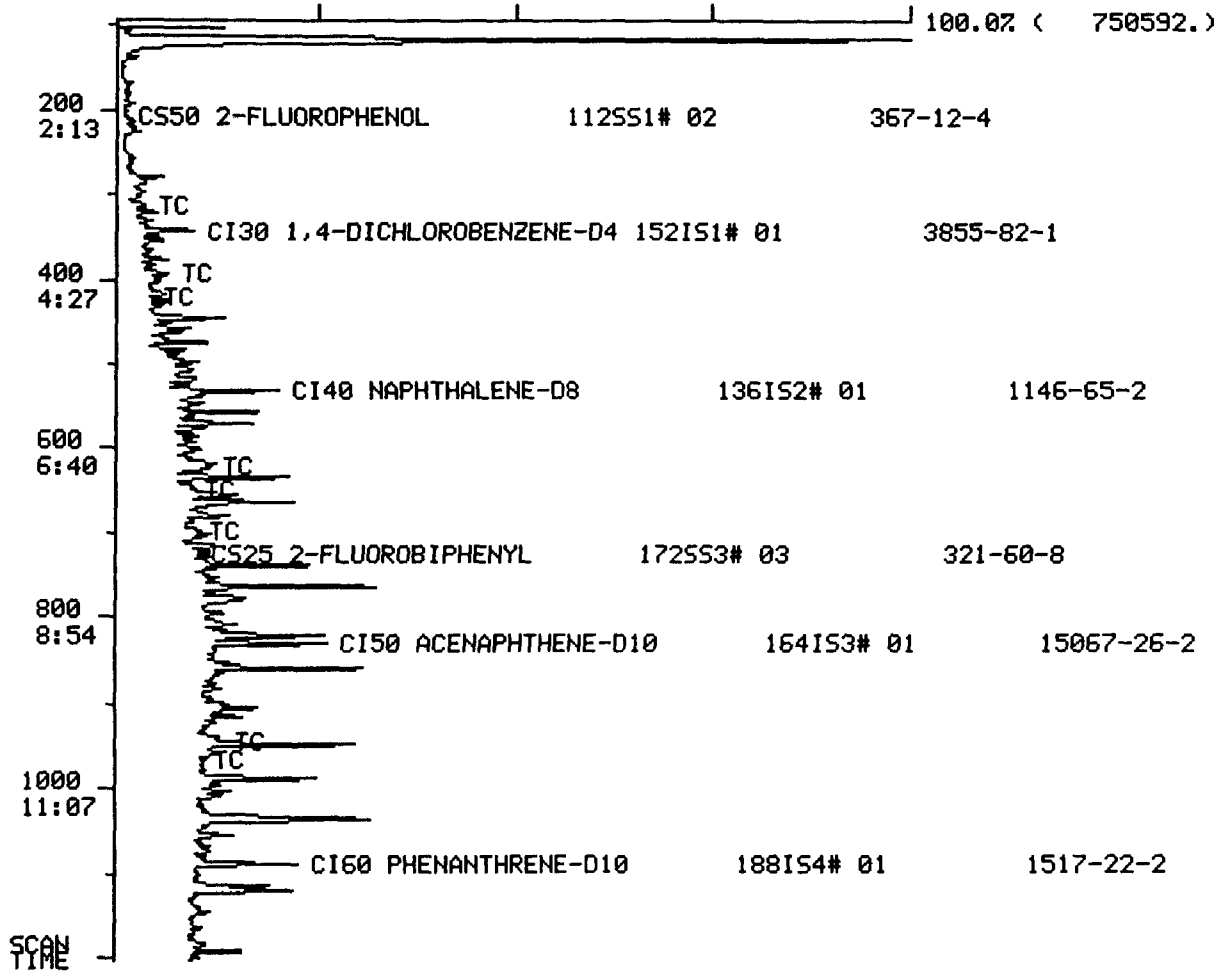

DATA FROM FILE: 30068110 SCANS 1203 TO 2158 ACQUIRED: 08/31/98 23:28:00
CALI: 30068110 #3
SAMPLE: S-MM5-4 1/3SA/100M INST. ID: F16
CONDS.: UG/ML *100ML *100%/100% *(NA/NA)/1/3SA NA M

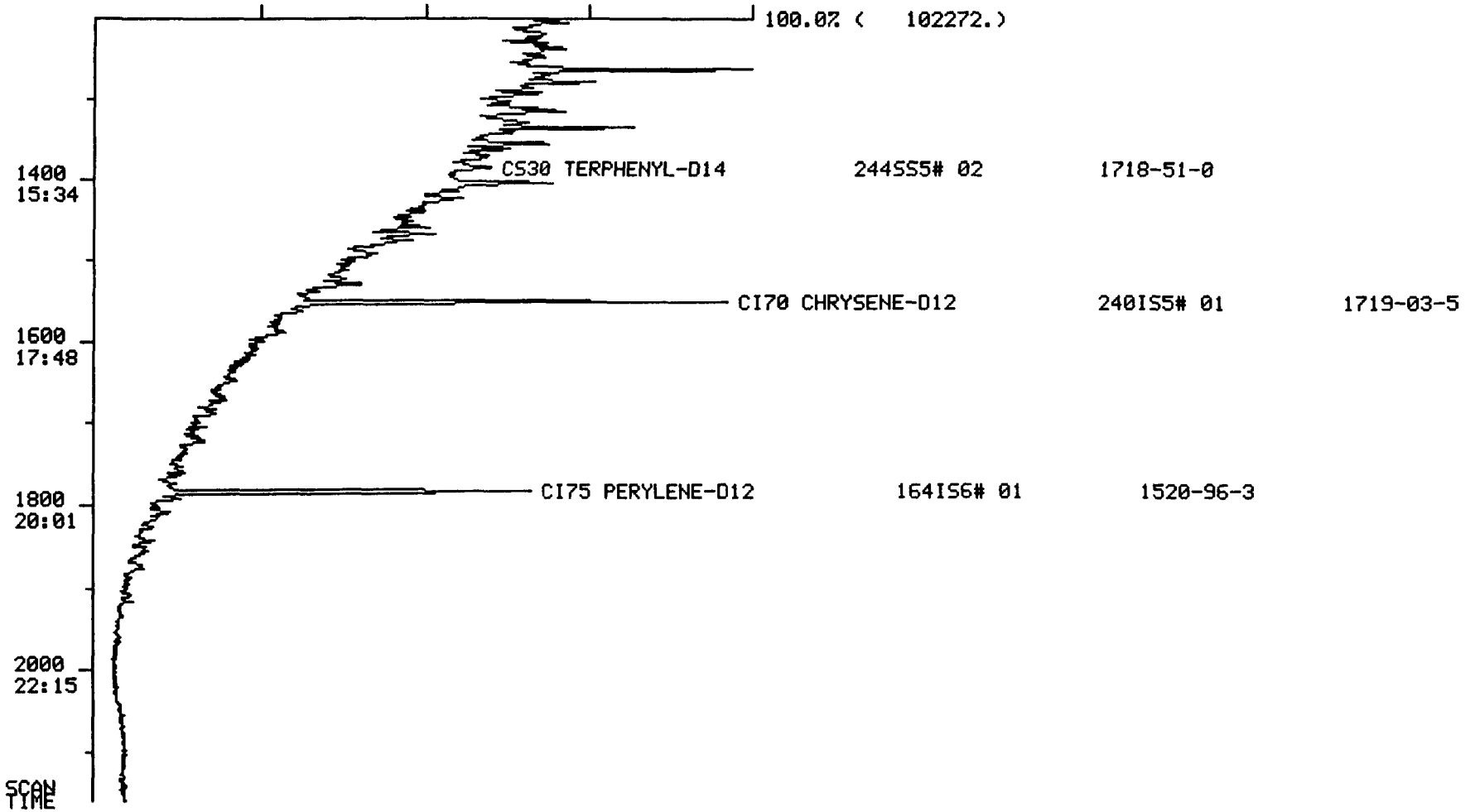

1321

STANDARD USED FOR THIS REPORT IS ST16980831 REPORT PRINTED: 9/02/98 1:09:56

ADDITIONAL STANDARD USED FOR THIS REPORT IS: ST16980831A

QUANTERRA QUANTITATION SUMMARY File: 30068110

Sample: S-MM5-4 1/3SA/100M INST. ID: F16
Analyst: DAT Instrument Id: F16 Analyzed: 08/31/98 23:28

Compounds with amounts less than 0.20 reported as NOT FOUND

Units: UG/ML

No	Library Entry	Name	Mass	Meth	Scan	Ref	Area	RRF(L)	Amount
1	S1# 1	C130 1,4-DICHLOROBENZENE	152	A VB	340	1	31781.	1.000	40.000
2	S2# 1	C140 NAPHTHALENE-D8	136	A BB	530	2	115218.	1.000	40.000
3	S3# 1	C150 ACENAPHTHENE-D10	164	A BB	829	3	63489.	1.000	40.000
4	S4# 1	C160 PHENANTHRENE-D10	188	A BB	1087	4	109667.	1.000	40.000
5	S5# 1	C170 CHRYSENE-D12	240	A BB	1552	5	68491.	1.000	40.000
6	S6# 1	C175 PERYLENE-D12	264	A BV	1783	6	54962.	1.000	40.000
7	S2# 2	CS20 NITROBENZENE-D5	82	A BB	424	2	535.	0.470	0.396
8	S3# 3	CS25 2-FLUOROBIPHENYL	172	A BB	723	3	1682.	1.234	0.859
9	S5# 2	CS30 TERPHENYL-D14	244	A VB	1384	5	2079.	0.995	1.220
10	S1# 3	CS45 PHENOL-D5	99		1	NOT FOUND			
11	S1# 2	CS50 2-FLUOROPHENOL	112	A VV	206	1	1264.	1.368	1.163
12	S3# 2	CS55 2,4,6-TRIBROMOPHENO	330	A BB	970	3	474.	0.236	1.267
13	S4# 4	HEXACHLOROBENZENE-C13	294		4	NOT FOUND			
14	S1# 15	C310 N-NITROSODIMETHYLAM	74		1	NOT FOUND			
15	S1# 20	PYRIDINE	79		1	NOT FOUND			
16	S1# 30	2-PICOLINE	93		1	NOT FOUND			
17	S1# 40	N-NITROSOMETHYLETHYLAMIN	42		1	NOT FOUND			
18	S1# 60	METHYLMETHANESULFONATE	80		1	NOT FOUND			
19	S1# 70	N-NITROSODIETHYLAMINE	102		1	NOT FOUND			
20	S1# 85	ETHYLMETHANE SULFONATE	79		1	NOT FOUND			
21	S1# 95	PENTACHLOROETHANE	117	A BB	306	1	252.	0.602	0.527
22	S1#100	C320 ANILINE	93		1	NOT FOUND			
23	S1#105	C315 PHENOL	94	A BV	311	1	1812.	1.968	1.159
24	S1#110	C325 BIS(2-CHLOROETHYL)E	93	A BB	318	1	221.	1.368	0.203
25	S1#115	C330 2-CHLOROPHENOL	128		1	NOT FOUND			
26	S1#125	C335 1,3-DICHLOROBENZENE	146		1	NOT FOUND			
27	S1#130	C340 1,4-DICHLOROBENZENE	146		1	NOT FOUND			
28	S1#145	C345 BENZYL ALCOHOL	108		1	NOT FOUND			
29	S1#150	C350 1,2-DICHLOROBENZENE	146		1	NOT FOUND			
30	S1#160	C355 2-METHYLPHENOL	108	A BV	392	1	1358.	1.175	1.455
31	S1#165	C360 2,2'-OXYBIS(1-CLPRO	45	A BB	394	1	2002.	2.539	0.992
32	S1#170	C361 ACETOPHENONE	105		1	NOT FOUND			
33	S1#175	N-NITROSOPYRROLIDINE	100		1	NOT FOUND			
34	S1#180	N-NITROSOMORPHOLINE	56		1	NOT FOUND			
35	S1#182	3-METHYL PHENOL	108		1	NOT FOUND			
36	S1#185	C365 4-METHYLPHENOL	108	A VB	419	1	1696.	1.276	1.673
37	S1#190	C370 N-NITROSO-DI-N-PROP	70	A BB	412	1	677.	0.906	0.941
38	S1#195	O-TOLUIDINE	106		1	NOT FOUND			
39	S1#200	C375 HEXACHLOROETHANE	117		1	NOT FOUND			
40	S2# 10	C410 NITROBENZENE	77		2	NOT FOUND			
41	S2# 15	N-NITROSOPIPERIDINE	42	A BB	449	2	763.	0.320	0.827
42	S2# 20	C415 ISOPHORONE	82		2	NOT FOUND			
43	S2# 25	C420 2-NITROPHENOL	139		2	NOT FOUND			
44	S2# 30	C425 2,4-DIMETHYLPHENOL	107	A BB	499	2	791.	0.330	0.833
45	S2# 35	C435 BIS(2-CHLOROETHOXY)	93		2	NOT FOUND			

DSU 10/6/98

1328

```
46 S2# 40 C440 2,4-DICHLOROPHENOL  162       2  NOT FOUND
47 S2# 45 C430 BENZOIC ACID        122       2  NOT FOUND
48 S2# 50 AA-DIMETHYLPHENETHYLAMIN  58       2  NOT FOUND
49 S2# 55 C445 1,2,4-TRICHLOROBENZ 180 A VV  523  2      334. 0.331    0.350
```

50	S2# 60	C450 NAPHTHALENE	128	A	BV	533	2	14749.	1.022	5.009	1503
51	S2# 80	C455 4-CHLOROANALINE	127	A	BB	555	2	464.	0.454	0.355	
52	S2# 85	2,6-DICHLOROPHENOL	162			2	NOT FOUND				
53	S2# 90	HEXACHLOROPROPENE	213			2	NOT FOUND				
54	S2# 95	C460 HEXACHLOROBUTADIENE	225			2	NOT FOUND				
55	S2#115	P-PHENYLENE DIAMINE	108			2	NOT FOUND				
56	S2#120	N-NITROSODI-N-BUTYLAMINE	84	A	VB	619	2	1201.	0.213	1.957	
57	S2#130	C465 4-CHLORO-3-METHYLPH	107			2	NOT FOUND				
58	S2#140	SAFROLE	162	A	BB	647	2	942.	0.248	1.320	
59	S2#145	C470 2-METHYLNAPHTHALENE	142	A	BB	652	2	16754.	0.751	7.742	2323
60	S3# 10	1,2,4,5-TETRACHLOROBENZE	214			3	NOT FOUND				
61	S3# 15	ISOSAFROLE (#1)	162	A	BB	697	3	518.	0.044	7.477	
62	S3# 20	C510 HEXACHLOROCYCLOPENT	237			3	NOT FOUND				
63	S3# 25	C515 2,4,6-TRICHLOROPHEN	196			3	NOT FOUND				
64	S3# 30	C520 2,4,5-TRICHLOROPHEN	196	A	BV	715	3	406.	0.412	0.621	
65	S3# 35	ISOSAFROLE (#2)	104	A	BB	738	3	283.	0.195	0.915	
66	S3# 40	C525 2-CHLORONAPHTHALENE	162			3	NOT FOUND				
67	S3# 42	1-CHLORONAPHTHALEN	162			3	NOT FOUND				
68	S3# 45	C530 2-NITROANALINE	65	A	BB	763	3	579.	0.502	0.727	
69	S3# 50	1,4-NAPHTHOQUINONE	158			3	NOT FOUND				
70	S3# 55	C535 DIMETHYLPHTHALATE	163			3	NOT FOUND				
71	S3# 60	1,3-DINITROBENZENE	168	A	BB	806	3	283.	0.197	0.904	
72	S3# 65	C540 ACENAPHTHYLENE	152			3	NOT FOUND				
73	S3# 70	C543 2,6-DINITROTOLUENE	165	A	BB	816	3	221.	0.324	0.430	
74	S3# 75	C545 3-NITROANILINE	138			3	NOT FOUND				
75	S3# 80	C550 ACENAPHTHENE	153	A	BV	834	3	1111.	1.159	0.604	
76	S3# 85	C555 2,4-DINITROPHENOL	184			3	NOT FOUND				
77	S3# 90	C565 DIBENZOFURAN	168	A	VB	866	3	1273.	1.669	0.480	
78	S3# 95	C560 4-NITROPHENOL	109			3	NOT FOUND				
79	S3#100	PENTACHLOROBENZENE	250			3	NOT FOUND				
80	S3#105	C570 2,4-DINITROTOLUENE	165	A	BB	881	3	292.	0.397	0.464	
81	S3#110	1-NAPHTHYLAMINE	143			3	NOT FOUND				
82	S3#115	2-NAPHTHYLAMINE	143	A	BB	901	3	357.	0.966	0.233	
83	S3#120	2,3,4,6-TETRACHLOROPHENO	232			3	NOT FOUND				
84	S3#130	C580 DIETHYLPHTHALATE	149			3	NOT FOUND				
85	S3#135	C590 FLUORENE	166	A	BB	926	3	1855.	1.298	0.901	
86	S3#140	C585 4-CHLOROPHENYL-PHEN	204			3	NOT FOUND				
87	S3#145	5-NITRO-O-TOLUIDINE	152	A	VB	942	3	1344.	0.356	2.382	
88	S3#150	C595 4-NITROANALINE	138	A	BB	947	3	162.	0.307	0.333	
89	S4# 10	C610 4,6-DINITRO-2-METHY	198	A	BV	950	4	318.	0.132	0.879	
90	S4# 15	C615 N-NITROSODIPHENYLAM	169	A	BB	963	4	1849.	0.551	1.225	
91	S4# 20	C620 AZOBENZENE	77			4	NOT FOUND				
92	S4# 25	SYM-TRINITROBENZENE	75			4	NOT FOUND				
93	S4# 30	C625 4-BROMOPHENYL-PHENY	248	A	VB	1021	4	184.	0.222	0.302	
94	S4# 35	PHENACETIN	108			4	NOT FOUND				
95	S4# 37	DIALLATE	234			4	NOT FOUND				
96	S4# 40	C630 HEXACHLOROBENZENE	284			4	NOT FOUND				
97	S4# 45	4-AMINOBIPHENYL	169			4	NOT FOUND				
98	S4# 50	C635 PENTACHLOROPHENOL	266	A	VB	1063	4	332.	0.155	0.781	
99	S4# 55	PRONAMIDE	173			4	NOT FOUND				
100	S4# 60	PENTACHLORONITROBENZENE	237			4	NOT FOUND				
101	S4# 65	C640 PHENANTHRENE	178	A	BB	1090	4	5600.	1.033	1.978	593.4
102	S4# 70	C645 ANTHRACENE	178			4	NOT FOUND				
103	S4# 75	2SECBUTYL-4,6-DINITROPHE	211			4	NOT FOUND				
104	S4# 80	C647 CARBAZOLE	167			4	NOT FOUND				
105	S4# 85	C650 DI-N-BUTYLPHTHALATE	149			4	NOT FOUND				
106	S4#100	4-NITROQUINOLINE-1-OXIDE	190			4	NOT FOUND				
107	S4#105	METHAPYRILENE	58			4	NOT FOUND				
108	S4#106	ISODRIN	193			4	NOT FOUND				
109	S4#110	C655 FLUORANTHENE	202			4	NOT FOUND				
110	S4#120	CHLOROBENZILATE	139			4	NOT FOUND				

111	S5#	10	C710	BENZIDINE	184			5	NOT FOUND			
112	S5#	15	C715	PYRENE	202	A	BB	1335	5	1384.	1.323	0.611
113	S5#	20		ARAMITE (#1)	185			5	NOT FOUND			
114	S5#	25		ARAMITE (#2)	185			5	NOT FOUND			
115	S5#	30		P-DIMETHYLAMINOAZOBENZEN	120			5	NOT FOUND			
116	S5#	35		3,3'-DIMETHYLBENZIDINE	212			5	NOT FOUND			
117	S5#	37		KEPONE	272			5	NOT FOUND			
118	S5#	40	C720	BUTYLBENZYLPHTHALAT	149			5	NOT FOUND			
119	S5#	45		2-ACETYLAMINOFLUORENE	181			5	NOT FOUND			
120	S5#	50	C730	BENZO(A)ANTHRACENE	228	A	BB	1554	5	667.	1.125	0.346
121	S5#	55	C725	3,3'-DICHLOROBENZID	252	A	VB	1564	5	342.	0.408	0.490
122	S5#	60	C740	CHRYSENE	228	A	BB	1554	5	667.	1.014	0.384
123	S5#	65	C745	BIS(2-ETHYLHEXYL)PH	149			5	NOT FOUND			
124	S5#	85		3-METHYLCHOLANTHRENE	268			5	NOT FOUND			
125	S6#	10	C760	DI-N-OCTYL PHTHALAT	149			6	NOT FOUND			
126	S6#	15	C765	BENZO(B)FLUORANTHEN	252			6	NOT FOUND			
127	S6#	20		7,12-DIMETHYLBENZANTHRAC	256	A	BB	1740	6	194.	0.610	0.231
128	S6#	25	C770	BENZO(K)FLUORANTHEN	252			6	NOT FOUND			
129	S6#	30		HEXACHLOROPHENE	196			6	NOT FOUND			
130	S6#	35	C775	BENZO(A)PYRENE	252	A	BB	1783	6	522.	1.182	0.321
131	S6#	55	C780	INDENO(1,2,3-CD)PYR	276			6	NOT FOUND			
132	S6#	60	C785	DIBENZ(A,H)ANTHRACE	278			6	NOT FOUND			
133	S6#	65	C790	BENZO(G,H,I)PERYLEN	276			6	NOT FOUND			

S LIBRARIES ANALYST: _____ DATE: _____

QUANTERRA Internal Standard Check

ndard Filename: ST16980831 Analyzed: 08/31/98 12:31

Standard	IS# 1 Area	%	RT	IS# 2 Area	%	RT	IS# 3 Area	%	RT
'16980831	28649.		3.78	100432.		5.90	54347.		9.21
pper Limit	57297.	=+200	4.28	200864.	=+200	6.40	108695.	=+200	9.71
ower Limit	14324.	=+ 50	3.28	50216.	=+ 50	5.40	27174.	=+ 50	8.71
Filename									
30068110	31781.	= 110	3.78	115218.	= 114	5.90	63489.	= 116	9.22

IS# 1 = CI30 1,4-DICHLOROBENZENE-D4
IS# 2 = CI40 NAPHTHALENE-D8
IS# 3 = CI50 ACENAPHTHENE-D10

* - indicates an I.S. is outside QC limit(s)

Standard	IS# 4 Area	%	RT	IS# 5 Area	%	RT	IS# 6 Area	%	RT
ST16980831	98520.		12.08	62289.		17.26	50750.		19.83
Upper Limit	197039.	=+200	12.58	124578.	=+200	17.76	101500.	=+200	20.33
Lower Limit	49260.	=+ 50	11.58	31145.	=+ 50	16.76	25375.	=+ 50	19.33
Filename									
1 30068110	109667.	= 111	12.09	68491.	= 109	17.26	54962.	= 108	19.83

IS# 4 = CI60 PHENANTHRENE-D10
IS# 5 = CI70 CHRYSENE-D12
IS# 6 = CI75 PERYLENE-D12

* - indicates an I.S. is outside QC limit(s)

TARGET COMPOUND COMPARISON

COMPOUND: C450 NAPHTHALENE 128 S2# 60 91-20-3

RAW DATA: 30068110 #533 BASE M/Z: 41 RIC: 80128.
08/31/98 23:28
SAMPLE: S-MM5-4 1/35A/100M INST. ID: F16
CONDS.: UG/ML *100ML *100%/100% *(NA/NA)/1/35A NA M

"J" ✓DLV



ENHANCED DATA: 30068110 #533 BASE M/Z: 128 RIC: 12608.

STANDARD FILE: ST16980831 #533 BASE M/Z: 128 RIC: 195840.
08/31/98 12:31

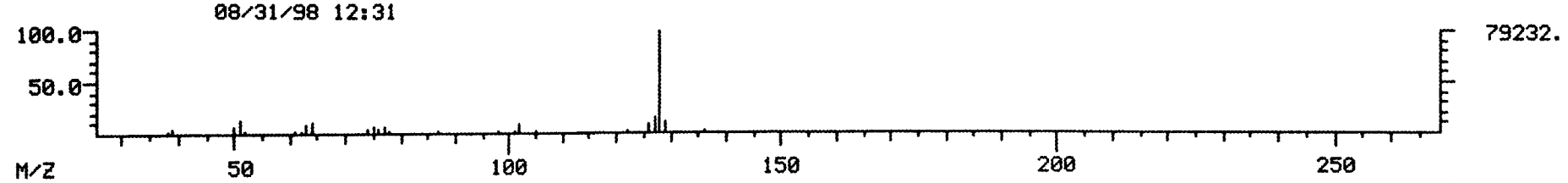

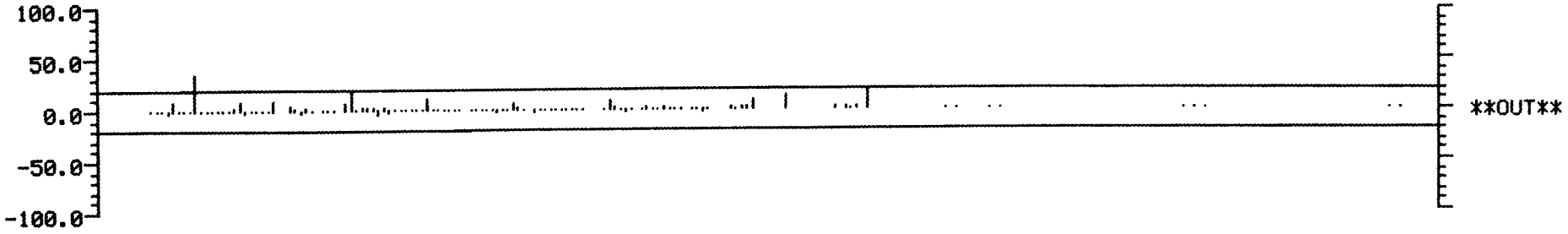

TARGET COMPOUND COMPARISON

COMPOUND: C470 2-METHYLNAPHTHALENE 142 S2#145 91-57-6

RAW DATA: 30068110 #652 BASE M/Z: 41 RIC: 99840.
08/31/98 23:28
SAMPLE: S-MM5-4 1/35A/100M INST. ID: F16
CONDS.: UG/ML *100ML *100%/100% *(NA/NA)/1/35A NA M

"J" ✓DEV

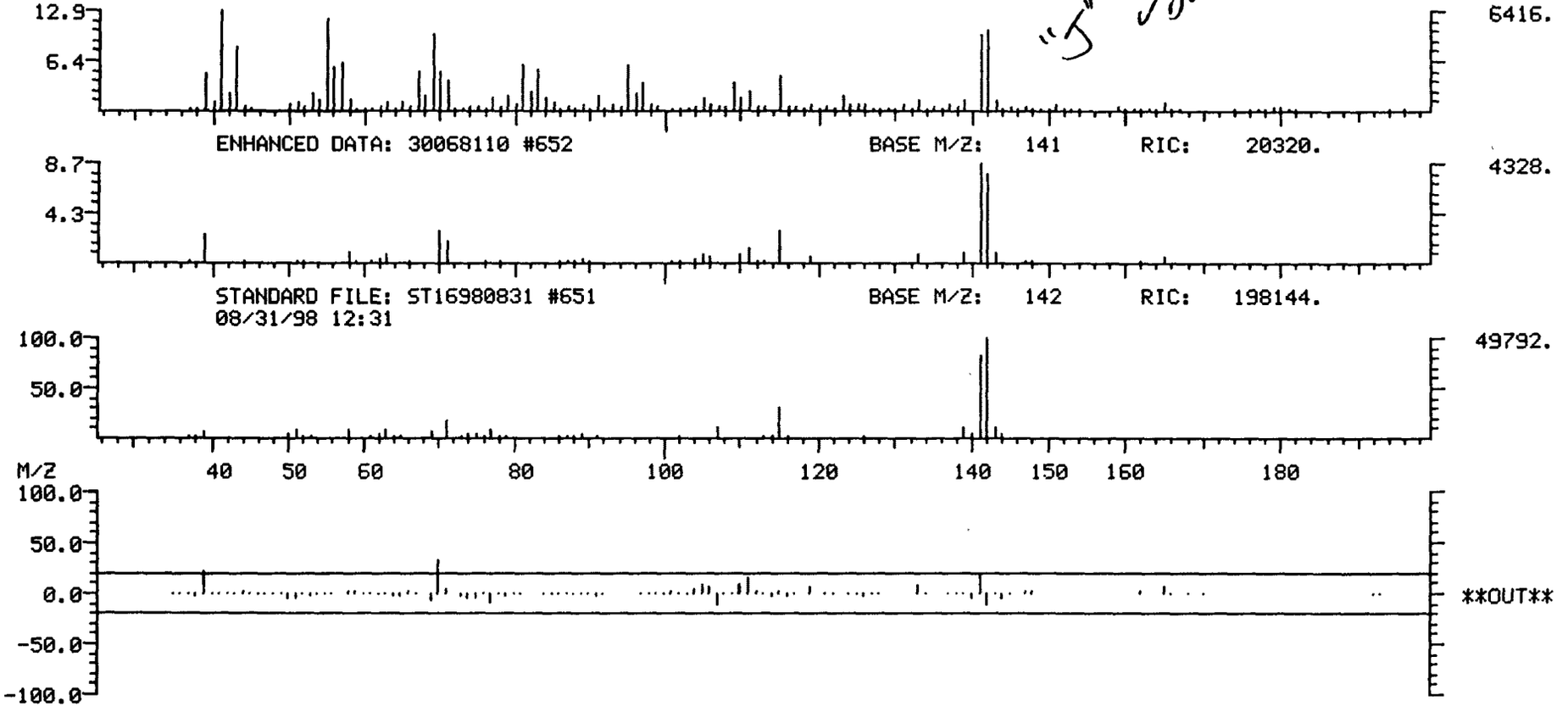

TARGET COMPOUND COMPARISON

COMPOUND: C640 PHENANTHRENE 178 S4# 65 85-01-8

RAW DATA: 30068110 #1090 BASE M/Z: 41 RIC: 91008.
08/31/98 23:28
SAMPLE: S-MM5-4 1/3SA/100M INST. ID: F16
CONDS.: UG/ML *100ML *100%/100% *(NA/NA)/1/3SA NA M

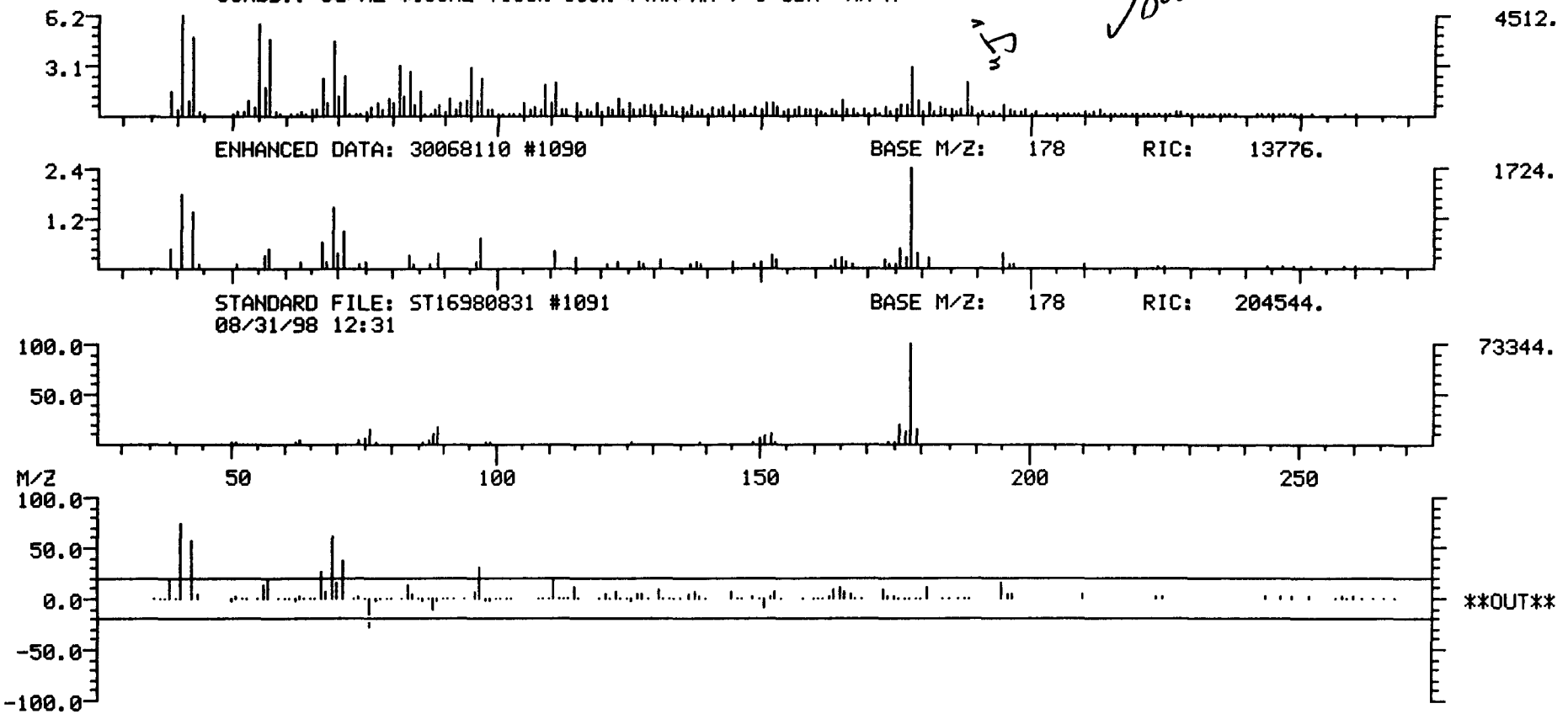

1335

Data Reduced by: [illegible] Date: 9/18/98
Data Reviewed by: [illegible] Date: 9/18/98

Data File: 30068110

QUANTERRA GC/MS TIC REPORT (Part 1)

Sample: S-MM5-4 1/3SA/100M INST. ID: F16
Analyst: DAT
Date Analyzed: 08/31/98 23:28
Run Factor: 300.

#	SCAN	Concentration in Sample (UG/A)	CAS #	
1	444	7600.	1120-21-4	
UNDECANE				or isomer
2	473	7500.	~~74962-98-4~~	unknown 5700
~~2-TRIDECEN-1-OL, (E)-~~				
3	555	7100.	~~62016-37-9~~	alkane 5746400
~~OCTANE, 2,4,6-TRIMETHYL~~				
4	569	6200.	62108-22-9	
DECANE, 2,5,9-TRIMETHYL-				or isomer
5	616	12000.	00-00-0	5700
UNKNOWN				
6	632	12000.	54105-67-8	alkane
~~HEPTADECANE, 2,6-DIMETHYL~~				
7	654	6900.	~~36653-82-4~~	unkn. hydrocarbon 57904300
~~1-HEXADECANOL~~				
8	662	9800.	15869-93-9	
OCTANE, 3,5-DIMETHYL-				or isomer
9	699	6400.	00-00-0	5700
UNKNOWN				
~~10~~	714	4800.	00-00-0	
UNKNOWN				

11 737 13000. 54105-67-8
HEPTADECANE, 2,6-DIMETHYL- or isomer

12 763 18000. 629-59-4
TETRADECANE

13 776 8600. 00-00-0 5700
UNKNOWN

14 820 12000. 18344-37-1
HEPTADECANE, 2,6,10,14-TETRAMETHYL- or isomer

15 857 14000. 629-62-9
PENTADECANE or isomer

16 903 6400. ~~3234-28-4~~ 5700
~~OXIRANE, DODECYL-~~ unknown

17 947 16000. 629-92-5
NONADECANE or isomer

18 987 13000. 17301-23-4
UNDECANE, 2,6-DIMETHYL- or isomer

19 1035 28000. 54105-67-8
HEPTADECANE, 2,6-DIMETHYL-

~~20~~ 1053 5300. ~~7206-19-1~~ unknown 5700
~~3-OCTADECENE, (E)-~~

21 1113 7600. ~~29812-79-1~~
~~HYDROXYLAMINE, O-DECYL-~~ alkane

22 1118 9800. 54105-67-8
HEPTADECANE, 2,6-DIMETHYL- or isomer

53	1190	6400.	629-92-5
NONADECANE or isomer			
54	1264	6400.	~~54105-67-8~~
~~HEPTADECANE, 2,6-DIMETHYL-~~			
55	1335	5200.	~~00-00-0~~
~~UNKNOWN~~			

alkane

~~5760~~ 29/18/98

DATA FILE: 30068110

QUANTERRA GC/MS TIC REPORT (Part 2)

CONCENTRATION = AREA(TIC)*CONC(IS)/AREA(IS)

#	FIT	PURITY	INT. STD.	RT	RRT	AREA	HEIGHT	AMOUNT AS ANALYZED (UG/ML)	LIB	LIB #
1	984	701	2	4:56	0.536	231686.	64883.	25.245	NB	11607.
2	883	667	2	5:15	0.571	230400.	53289.	25.105	NB	22482.
3	966	816	2	6:10	0.669	218304.	73600.	23.787	NB	11602.
4	964	831	2	6:19	0.686	190400.	68571.	20.746	NB	19013.
5	866	467	2	6:51	0.743	356160.	34752.	38.808	UK	1.
6	931	784	2	7:01	0.762	370112.	103303.	40.328	NB	37462.
7	922	681	2	7:16	0.789	211506.	41371.	23.046	NB	32420.
8	939	825	2	7:21	0.799	300032.	94196.	32.692	NB	8104.
9	786	462	2	7:46	0.843	194560.	23981.	21.199	UK	1.
10	865	422	2	7:56	0.861	146432.	35328.	15.955	UK	1.
11	953	832	2	8:11	0.889	403712.	103936.	43.989	NB	37462.
12	960	734	2	8:29	0.920	555008.	162304.	60.474	NB	22530.
13	902	440	2	8:37	0.936	263296.	38272.	28.689	UK	1.
14	957	792	2	9:07	0.989	380416.	103424.	41.450	NB	42196.
15	955	770	2	9:31	1.034	436116.	137255.	47.520	NB	25997.
16	918	641	2	10:02	1.089	197120.	44544.	21.478	NB	25971.
17	958	842	2	10:32	1.142	479616.	139008.	52.259	NB	37465.
18	949	827	3	10:58	0.908	400256.	105216.	44.229	NB	19054.
19	971	867	3	11:30	0.952	844160.	153344.	93.281	NB	37462.
20	901	704	3	11:42	0.969	161024.	34944.	17.793	NB	34410.
21	948	794	3	12:22	1.024	228224.	70016.	25.219	NB	15969.
22	941	834	3	12:26	1.029	295680.	89856.	32.673	NB	37462.
23	940	728	3	13:14	1.095	191872.	48640.	21.202	NB	37465.
24	921	706	3	14:03	1.163	194304.	38592.	21.471	NB	37462.
25	855	571	4	14:50	0.860	110720.	22639.	17.169	UK	1.

Library Search Data: 30068110 # 444, Base m/z: 43
08/31/98 23:28:00 + 4:56 Cali: 30068110 # 3 RIC: 54464.
Sample: S-MM5-4 1/3SA/100M INST. ID: F16
Conds.: UG/ML *100ML *100%/100% *(NA/NA)/1/3SA NA M
Enhanced (S 15B 2N OT)

62231 spectra in LIBRARYNB searched for maximum PURITY
892 matched at least 7 of the 16 largest peaks in the unknown

Rank	In.	Name
1	11607	UNDECANE
2	19015	DECANE, 2,5,6-TRIMETHYL-
3	11565	ISOOCTANE, (ETHENYLOXY)-
4	8104	OCTANE, 3,5-DIMETHYL-
5	19523	1-DECANOL, 2-ETHYL-
6	14793	1-UNDECENE, 4-METHYL-
7	5151	HEPTANE, 3,4-DIMETHYL-
8	15969	HYDROXYLAMINE, O-DECYL-
9	12050	1-OCTANOL, 2,7-DIMETHYL-

Rank	Formula	M.Wt	B.Pk	Purity	Fit	RFit
1	C11.H24	156	43	701	984	703
2	C13.H28	184	57	692	934	692
3	C10.H20.O	156	43	681	975	686
4	C10.H22	142	57	677	932	683
5	C12.H26.O	186	57	677	922	697
6	C12.H24	168	43	670	925	673
7	C9.H20	128	43	668	922	670
8	C10.H23.O.N	173	43	665	930	698
9	C10.H22.O	158	43	665	935	665

Rank	Ret.Time	B.P.Int.	US.Par.1	US.Par.2	C.A.S. #
1	—	—	—	—	1120-21-4
2	—	—	—	—	62108-23-0
3	—	—	—	—	37769-62-3
4	—	—	—	—	15869-93-9
5	—	—	—	—	21078-65-9
6	—	—	—	—	74630-39-0
7	—	—	—	—	922-28-1
8	—	—	—	—	29812-79-1
9	—	—	—	—	15250-22-3

MID LIBRARY SEARCH (LIBRARYNB)
08/31/98 23:28:00 + 4:56
SAMPLE: S-MM5-4 1/3SA/100M INST. ID: F16
CONDS.: UG/ML *100ML *100%/100% *(NA/NA)/1/3SA NA M
ENHANCED (S 15B 2N 0T)

DATA: 30068110 # 444
CALI: 30068110 # 3

BASE M/Z: 43
RIC: 54464.

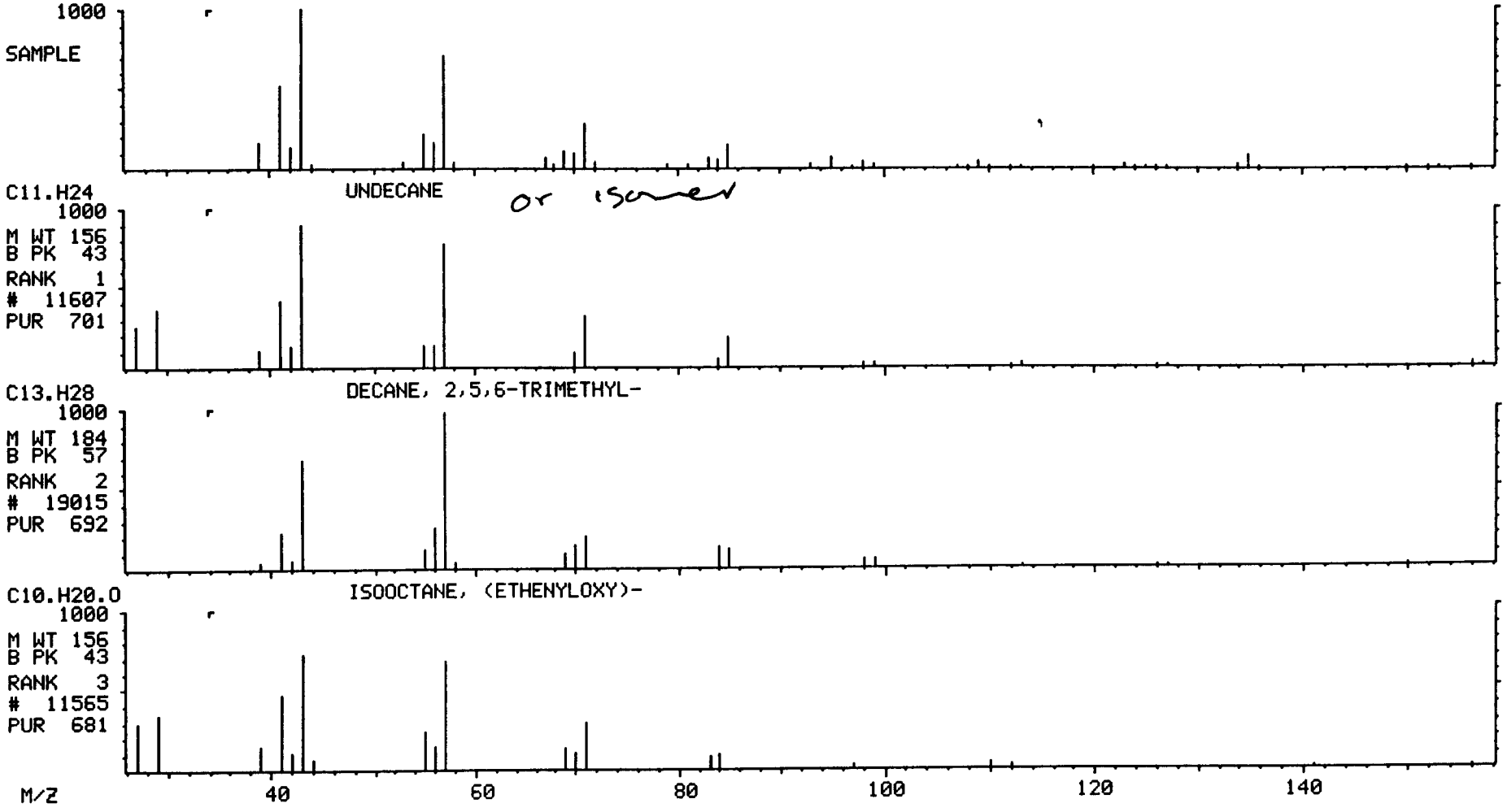

1041

Library Search Data: 30068110 # 473 Base m/z: 43
08/31/98 23:28:00 + 5:16 Cali: 30068110 # 3 RIC: 45440.
Sample: S-MM5-4 1/3SA/100M INST. ID: F16
Conds.: UG/ML *100ML *100%/100% *(NA/NA)/1/3SA NA M
Enhanced (S 15B 2N OT)

62231 spectra in LIBRARYNB searched for maximum PURITY
367 matched at least 7 of the 16 largest peaks in the unknown

Rank	In.	Name
1	22482	2-TRIDECEN-1-OL, (E)-
2	25971	OXIRANE, DODECYL-
3	18944	OXIRANE, DECYL-
4	39230	9-EICOSYNE
5	15294	TRANS-2-UNDECEN-1-OL
6	37449	OCTADECANAL
7	28267	3-HEXADECYNE
8	28261	7-HEXADECYNE
9	34010	3-OCTADECYNE

Rank	Formula	M.Wt	B.Pk	Purity	Fit	RFit
1	C13.H26.O	198	57	667	883	674
2	C14.H28.O	212	41	621	892	654
3	C12.H24.O	184	41	612	919	612
4	C20.H38	278	81	609	876	642
5	C11.H22.O	170	57	609	894	609
6	C18.H36.O	268	43	599	811	671
7	C16.H30	222	67	598	916	603
8	C16.H30	222	67	597	900	603
9	C18.H34	250	67	597	908	602

Rank	Ret.Time	B.P.Int.	US.Par.1	US.Par.2	C.A.S. #
1	—	—	—	—	74962-98-4
2	—	—	—	—	3234-28-4
3	—	—	—	—	2855-19-8
4	—	—	—	—	71899-38-2
5	—	—	—	—	- -
6	—	—	—	—	638-66-4
7	—	—	—	—	61886-62-2
8	—	—	—	—	74685-28-2
9	—	—	—	—	61886-64-4

MID LIBRARY SEARCH (LIBRARYNB)
08/31/98 23:28:00 + 5:16
SAMPLE: S-MM5-4 1/3SA/100M INST. ID: F16
CONDS.: UG/ML *100ML *100%/100% *(NA/NA)/1/3SA NA M
ENHANCED (S 15B 2N 0T)

DATA: 30068110 # 473
CALI: 30068110 # 3

BASE M/Z: 43
RIC: 45440.

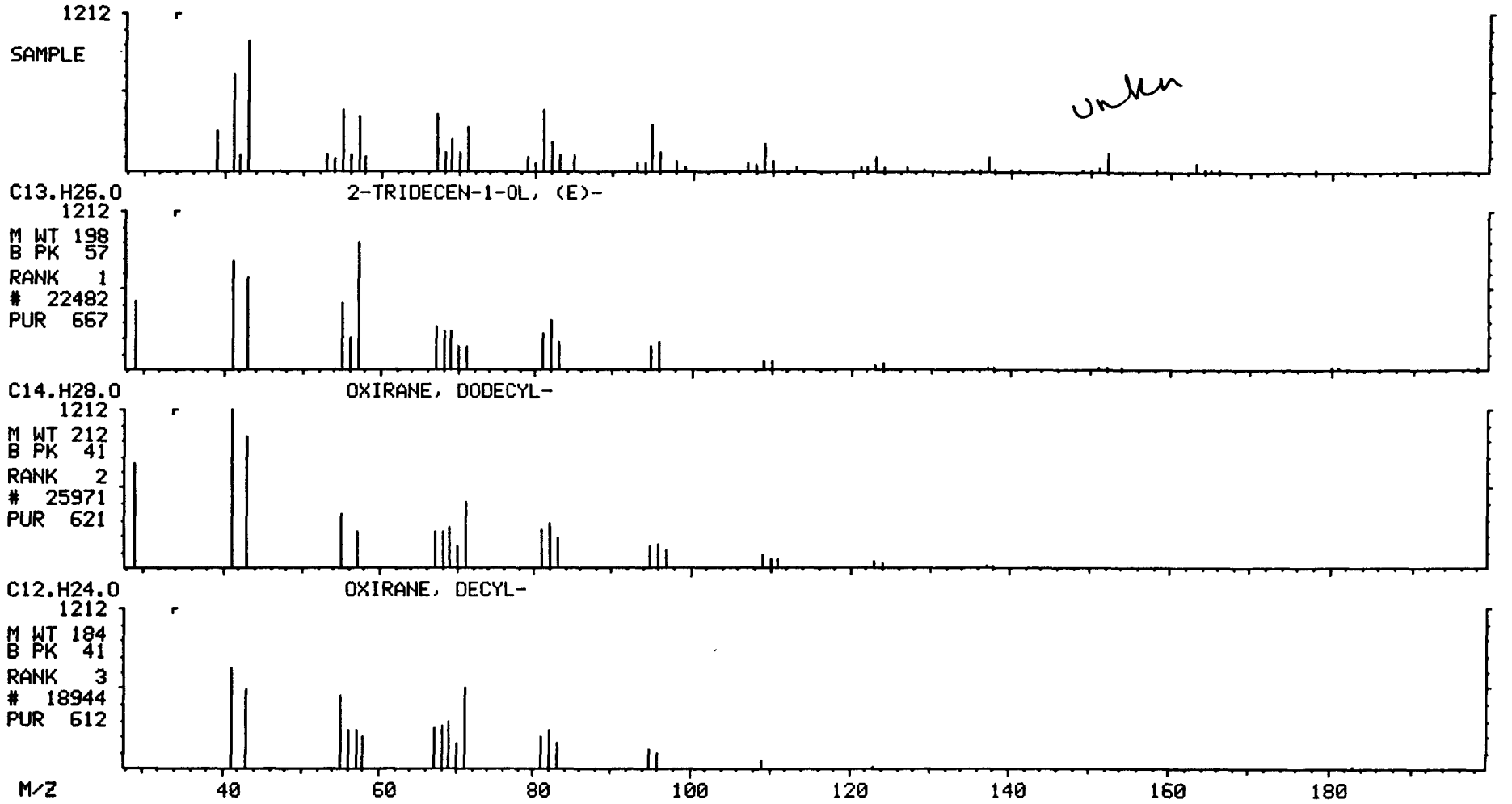

Library Search Data: 30068110 # 555 Base m/z: 43
08/31/98 23:28:00 + 6:10 Cali: 30068110 # 3 RIC: 71808.
Sample: S-MM5-4 1/3SA/100M INST. ID: F16
Conds.: UG/ML *100ML *100%/100% *(NA/NA)/1/3SA NA M
Enhanced (S 15B 2N OT)

62231 spectra in LIBRARYNB searched for maximum PURITY
988 matched at least 7 of the 16 largest peaks in the unknown

Rank	In.	Name
1	11602	OCTANE, 2,4,6-TRIMETHYL-
2	15969	HYDROXYLAMINE, O-DECYL-
3	11607	UNDECANE
4	19016	UNDECANE, 4,7-DIMETHYL-
5	19006	DECANE, 6-ETHYL-2-METHYL-
6	19015	DECANE, 2,5,6-TRIMETHYL-
7	14793	1-UNDECENE, 4-METHYL-
8	22530	TETRADECANE
9	19028	DECANE, 2,4,6-TRIMETHYL-

Rank	Formula	M.Wt	B.Pk	Purity	Fit	RFit
1	C11.H24	156	57	816	966	816
2	C10.H23.O.N	173	43	816	940	834
3	C11.H24	156	43	814	952	851
4	C13.H28	184	43	813	946	821
5	C13.H28	184	57	807	940	826
6	C13.H28	184	57	807	926	817
7	C12.H24	168	43	800	932	812
8	C14.H30	198	43	798	910	866
9	C13.H28	184	43	796	924	812

Rank	Ret.Time	B.P.Int.	US.Par.1	US.Par.2	C.A.S. #
1	—	—	—	—	62016-37-9
2	—	—	—	—	29812-79-1
3	—	—	—	—	1120-21-4
4	—	—	—	—	17301-32-5
5	—	—	—	—	62108-21-8
6	—	—	—	—	62108-23-0
7	—	—	—	—	74630-39-0
8	—	—	—	—	629-59-4
9	—	—	—	—	62108-27-4

MID LIBRARY SEARCH (LIBRARYNB)
08/31/98 23:28:00 + 6:10
SAMPLE: S-MM5-4 1/35A/100M INST. ID: F16
CONDS.: UG/ML *100ML *100%/100% *(NA/NA)/1/35A NA M
ENHANCED (S 15B 2N 0T)

DATA: 30068110 # 555
CALI: 30068110 # 3

BASE M/Z: 43
RIC: 71808.

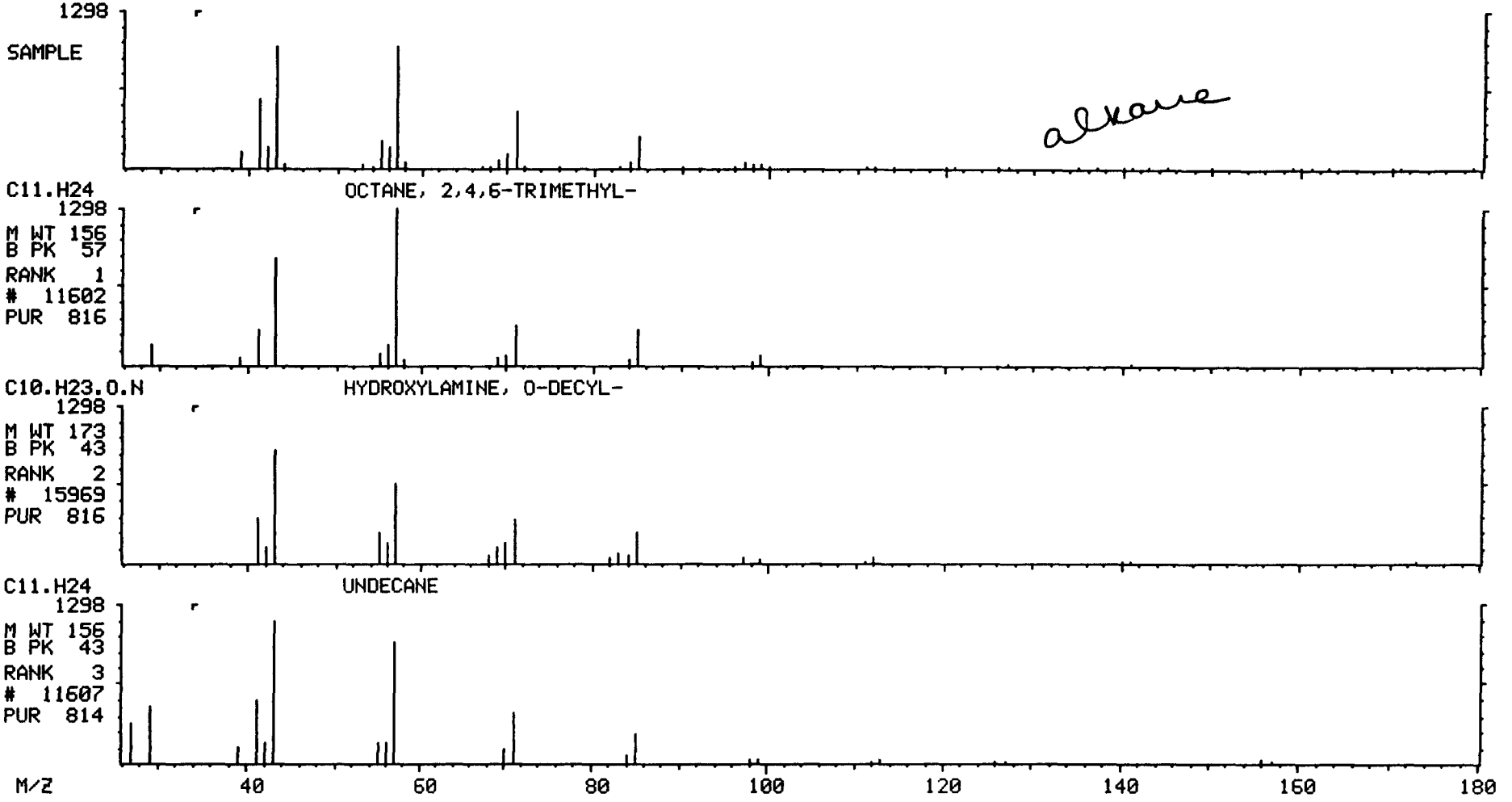

.ibrary Search Data: 30068110 # 569 Base m/z: 57
)8/31/98 23:28:00 + 6:20 Cali: 30068110 # 3 RIC: 62144.
Sample: S-MM5-4 1/3SA/100M INST. ID: F16
Conds.: UG/ML *100ML *100%/100% *(NA/NA)/1/3SA NA M
Enhanced (S 15B 2N OT)

52231 spectra in LIBRARYNB searched for maximum PURITY
259 matched at least 8 of the 16 largest peaks in the unknown

Rank	In.	Name
1	19013	DECANE, 2,5,9-TRIMETHYL-
2	19054	UNDECANE, 2,6-DIMETHYL-
3	8104	OCTANE, 3,5-DIMETHYL-
4	19026	DECANE, 2,6,8-TRIMETHYL-
5	8077	HEPTANE, 2,3,5-TRIMETHYL-
6	8092	HEPTANE, 2,3,6-TRIMETHYL-
7	5154	HEXANE, 4-ETHYL-2-METHYL-
8	8081	OCTANE, 2,3-DIMETHYL-
9	11602	OCTANE, 2,4,6-TRIMETHYL-

Rank	Formula	M.Wt	B.Pk	Purity	Fit	RFit
1	C13.H28	184	57	831	964	841
2	C13.H28	184	57	826	935	863
3	C10.H22	142	57	816	949	824
4	C13.H28	184	57	815	949	836
5	C10.H22	142	57	810	954	810
6	C10.H22	142	57	809	955	809
7	C9.H20	128	57	801	947	806
8	C10.H22	142	57	796	940	798
9	C11.H24	156	57	788	933	798

Rank	Ret.Time	B.P.Int.	US.Par.1	US.Par.2	C.A.S. #
1	—	—	—	—	62108-22-9
2	—	—	—	—	17301-23-4
3	—	—	—	—	15869-93-9
4	—	—	—	—	62108-26-3
5	—	—	—	—	20278-85-7
6	—	—	—	—	4032-93-3
7	—	—	—	—	3074-75-7
8	—	—	—	—	7146-60-3
9	—	—	—	—	62016-37-9

MID LIBRARY SEARCH (LIBRARYNB)
08/31/98 23:28:00 + 6:20
SAMPLE: S-MM5-4 1/3SA/100M INST. ID: F16
CONDS.: UG/ML *100ML *100%/100% *(NA/NA)/1/3SA NA M
ENHANCED (S 15B 2N 0T)

DATA: 30068110 # 569
CALI: 30068110 # 3

BASE M/Z: 57
RIC: 62144.

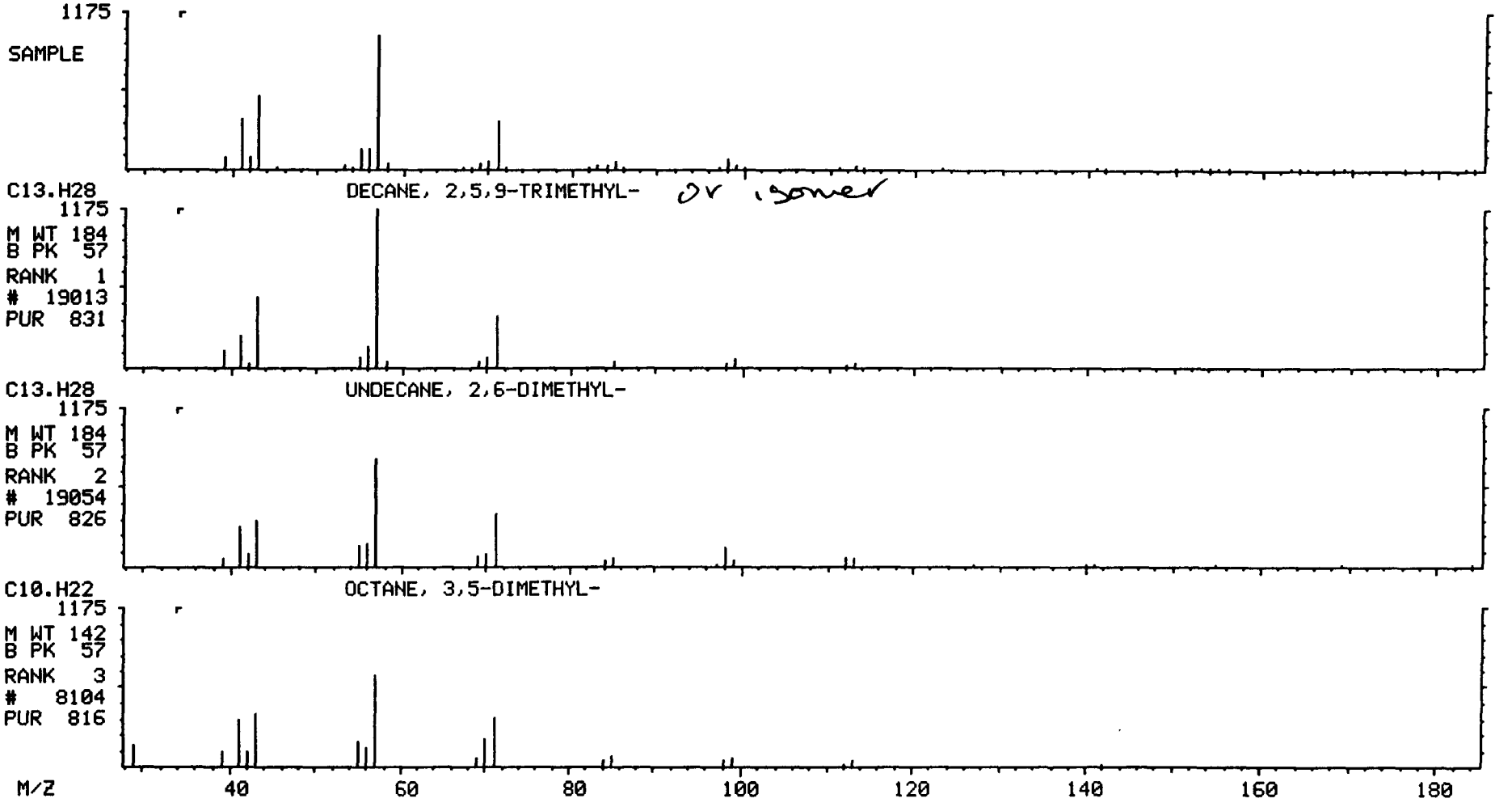

1377

Library Search Data: 30068110 # 616 Base m/z: 55
08/31/98 23:28:00 + 6:51 Cali: 30068110 # 3 RIC: 31296.
Sample: S-MM5-4 1/3SA/100M INST. ID: F16
Conds.: UG/ML *100ML *100%/100% *(NA/NA)/1/3SA NA M
Enhanced (S 15B 2N OT)

62231 spectra in LIBRARYNB searched for maximum PURITY
457 matched at least 6 of the 16 largest peaks in the unknown

Rank	In.	Name
1	24994	1,1'-BICYCLOHEXYL, 2-(1-METHYLETHYL)-, TRANS-
2	33979	BORINIC ACID, DIETHYL-, 1-CYCLODODECEN-1-YL ESTER
3	24997	1,1'-BICYCLOHEXYL, 2-PROPYL-, TRANS-
4	24993	1,1'-BICYCLOHEXYL, 2-(1-METHYLETHYL)-, CIS-
5	24996	1,1'-BICYCLOHEXYL, 2-PROPYL-, CIS-
6	39230	9-EICOSYNE
7	32770	1,15-PENTADECANEDIOL
8	29229	CYCLOPENTADECANOL-
9	14159	1,11-DODECADIENE

Rank	Formula	M.Wt	B.Pk	Purity	Fit	RFit
1	C15.H28	208	83	467	866	496
2	C16.H31.O.B	250	83	455	875	492
3	C15.H28	208	41	440	789	448
4	C15.H28	208	83	430	834	477
5	C15.H28	208	69	416	787	435
6	C20.H38	278	81	413	753	464
7	C15.H32.O2	244	55	410	890	426
8	C15.H30.O	226	55	408	743	451
9	C12.H22	166	55	405	838	421

Rank	Ret.Time	B.P.Int.	US.Par.1	US.Par.2	C.A.S. #
1	—	—	—	—	50991-16-7
2	—	—	—	—	61142-73-2
3	—	—	—	—	54934-89-3
4	—	—	—	—	50991-15-6
5	—	—	—	—	54934-88-2
6	—	—	—	—	71899-38-2
7	—	—	—	—	- -
8	—	—	—	—	4727-17-7
9	—	—	—	—	5876-87-9

MID LIBRARY SEARCH (LIBRARYNB)
08/31/98 23:28:00 + 6:51
SAMPLE: S-MM5-4 1/3SA/100M INST. ID: F16
CONDS.: UG/ML *100ML *100%/100% *(NA/NA)/1/3SA NA M
ENHANCED (S 15B 2N 0T)

DATA: 30068110 # 616
CALI: 30068110 # 3

BASE M/Z: 55
RIC: 31296.

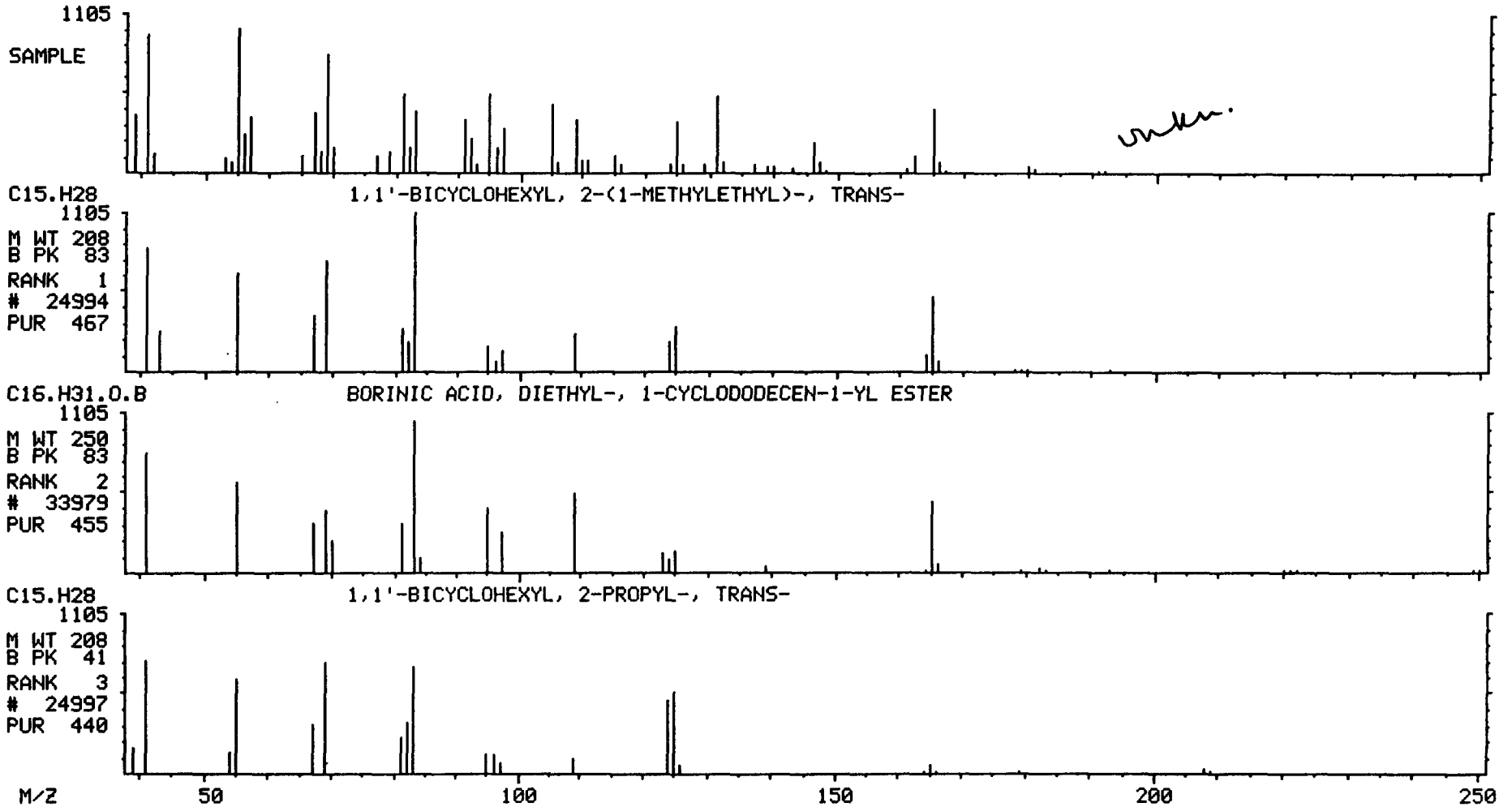

Library Search Data: 30068110 # 632 Base m/z: 57
08/31/98 23:28:00 + 7:02 Cali: 30068110 # 3 RIC: 90240.
Sample: S-MM5-4 1/3SA/100M INST. ID: F16
Conds.: UG/ML *100ML *100%/100% *(NA/NA)/1/3SA NA M
Enhanced (S 15B 2N 0T)

62231 spectra in LIBRARYNB searched for maximum PURITY
312 matched at least 8 of the 16 largest peaks in the unknown

Rank	In.	Name
1	37462	HEPTADECANE, 2,6-DIMETHYL-
2	14799	1-DECENE, 3,4-DIMETHYL-
3	19523	1-DECANOL, 2-ETHYL-
4	14751	2-UNDECENE, 5-METHYL-
5	22534	TRIDECANE, 7-METHYL-
6	8539	1-PENTANOL, 4-METHYL-2-PROPYL-
7	15353	2,6-DIMETHYLDECANE
8	25994	DODECANE, 2,6,11-TRIMETHYL-
9	42196	HEPTADECANE, 2,6,10,14-TETRAMETHYL-

Rank	Formula	M.Wt	B.Pk	Purity	Fit	RFit
1	C19.H40	268	57	784	931	815
2	C12.H24	168	57	782	953	785
3	C12.H26.O	186	57	773	934	779
4	C12.H24	168	57	768	966	768
5	C14.H30	198	57	766	921	780
6	C9.H20.O	144	57	756	974	756
7	C12.H26	170	43	753	915	762
8	C15.H32	212	57	751	947	756
9	C21.H44	296	57	748	908	788

Rank	Ret.Time	B.P.Int.	US.Par.1	US.Par.2	C.A.S. #
1	—	—	—	—	54105-67-8
2	—	—	—	—	50871-03-9
3	—	—	—	—	21078-65-9
4	—	—	—	—	56851-34-4
5	—	—	—	—	26730-14-3
6	—	—	—	—	54004-41-0
7	—	—	—	—	13150-81-7
8	—	—	—	—	31295-56-4
9	—	—	—	—	18344-37-1

MID LIBRARY SEARCH (LIBRARYNB)
08/31/98 23:28:00 + 7:02
SAMPLE: S-MM5-4 1/3SA/100M INST. ID: F16
CONDS.: UG/ML *100ML *100%/100% *(NA/NA)/1/3SA NA M
ENHANCED (S 15B 2N 0T)

DATA: 30068110 # 632
CALI: 30068110 # 3

BASE M/Z: 57
RIC: 90240.

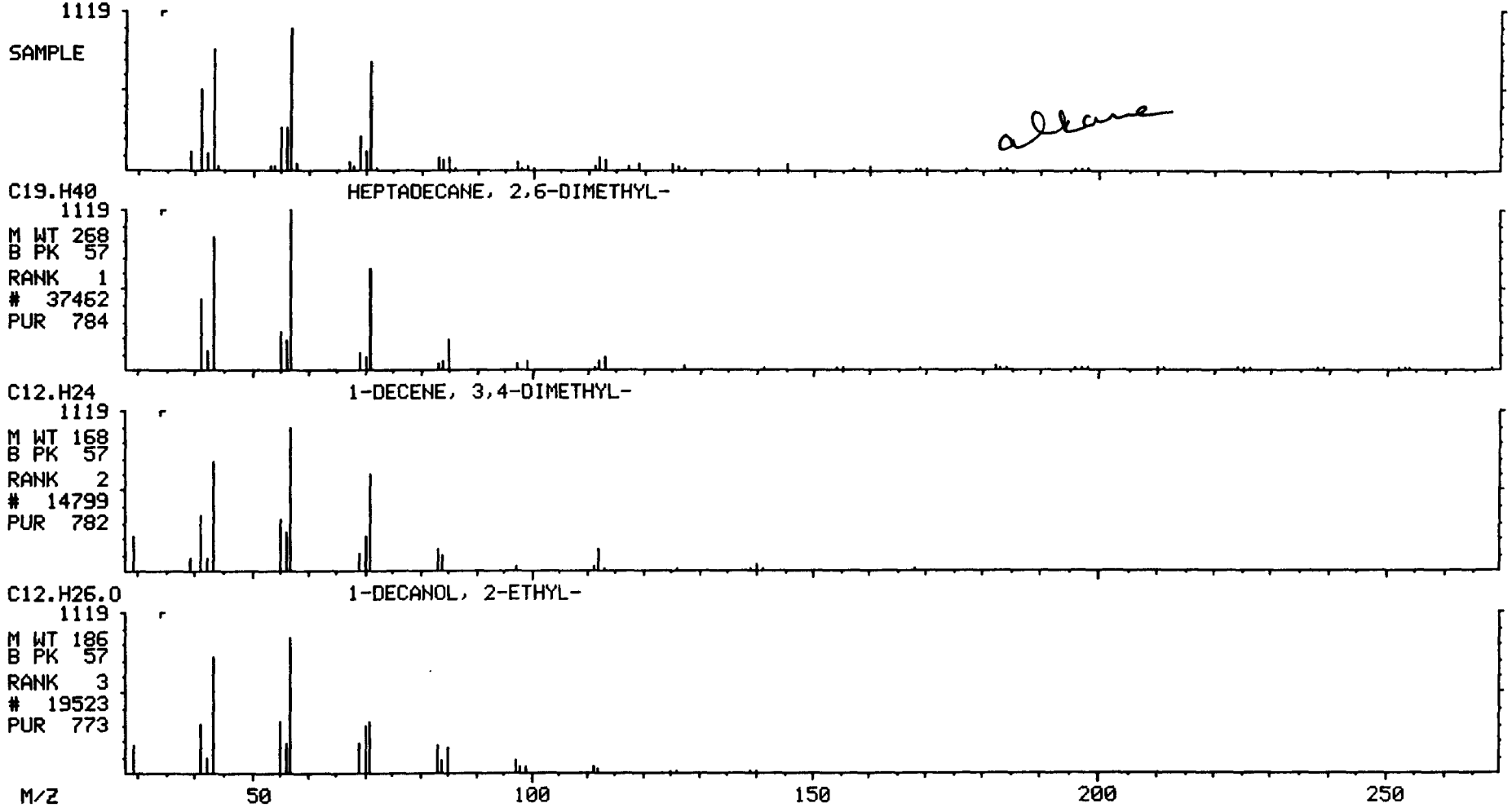

.ibrary Search Data: 30068110 # 654 Base m/z: 41
)8/31/98 23:28:00 + 7:16 Cali: 30068110 # 3 RIC: 43584.
Sample: S-MM5-4 1/3SA/100M INST. ID: F16
Conds.: UG/ML *100ML *100%/100% *(NA/NA)/1/3SA NA M
Enhanced (S 15B 2N OT)

62231 spectra in LIBRARYNB searched for maximum PURITY
820 matched at least 7 of the 16 largest peaks in the unknown

Rank	In.	Name
1	32420	1-HEXADECANOL
2	21962	3-TETRADECENE, (Z)-
3	19526	1-DODECANOL
4	21963	3-TETRADECENE, (E)-
5	28772	7-HEXADECENE, (Z)-
6	31653	1-HEPTADECENE
7	28768	3-HEXADECENE, (Z)-
8	40193	CIS-9,10-EPOXYOCTADECAN-1-OL
9	34411	5-OCTADECENE, (E)-

Rank	Formula	M.Wt	B.Pk	Purity	Fit	RFit
1	C16.H34.O	242	55	681	922	692
2	C14.H28	196	41	680	948	689
3	C12.H26.O	186	43	678	950	687
4	C14.H28	196	41	677	944	687
5	C16.H32	224	55	677	912	707
6	C17.H34	238	55	676	922	699
7	C16.H32	224	55	674	915	707
8	C18.H36.O2	284	55	674	903	706
9	C18.H36	252	55	672	905	704

Rank	Ret.Time	B.P.Int.	US.Par.1	US.Par.2	C.A.S. #
1	—	—	—	—	36653-82-4
2	—	—	—	—	41446-67-7
3	—	—	—	—	112-53-8
4	—	—	—	—	41446-68-8
5	—	—	—	—	35507-09-6
6	—	—	—	—	6765-39-5
7	—	—	—	—	34303-81-6
8	—	—	—	—	13980-12-6
9	—	—	—	—	7206-21-5

MID LIBRARY SEARCH (LIBRARYNB)
08/31/98 23:28:00 + 7:16
SAMPLE: S-MM5-4 1/3SA/100M INST. ID: F16
CONDS.: UG/ML *100ML *100%/100% *(NA/NA)/1/3SA NA M
ENHANCED (S 15B 2N 0T)

DATA: 30068110 # 654
CALI: 30068110 # 3

BASE M/Z: 41
RIC: 43584.

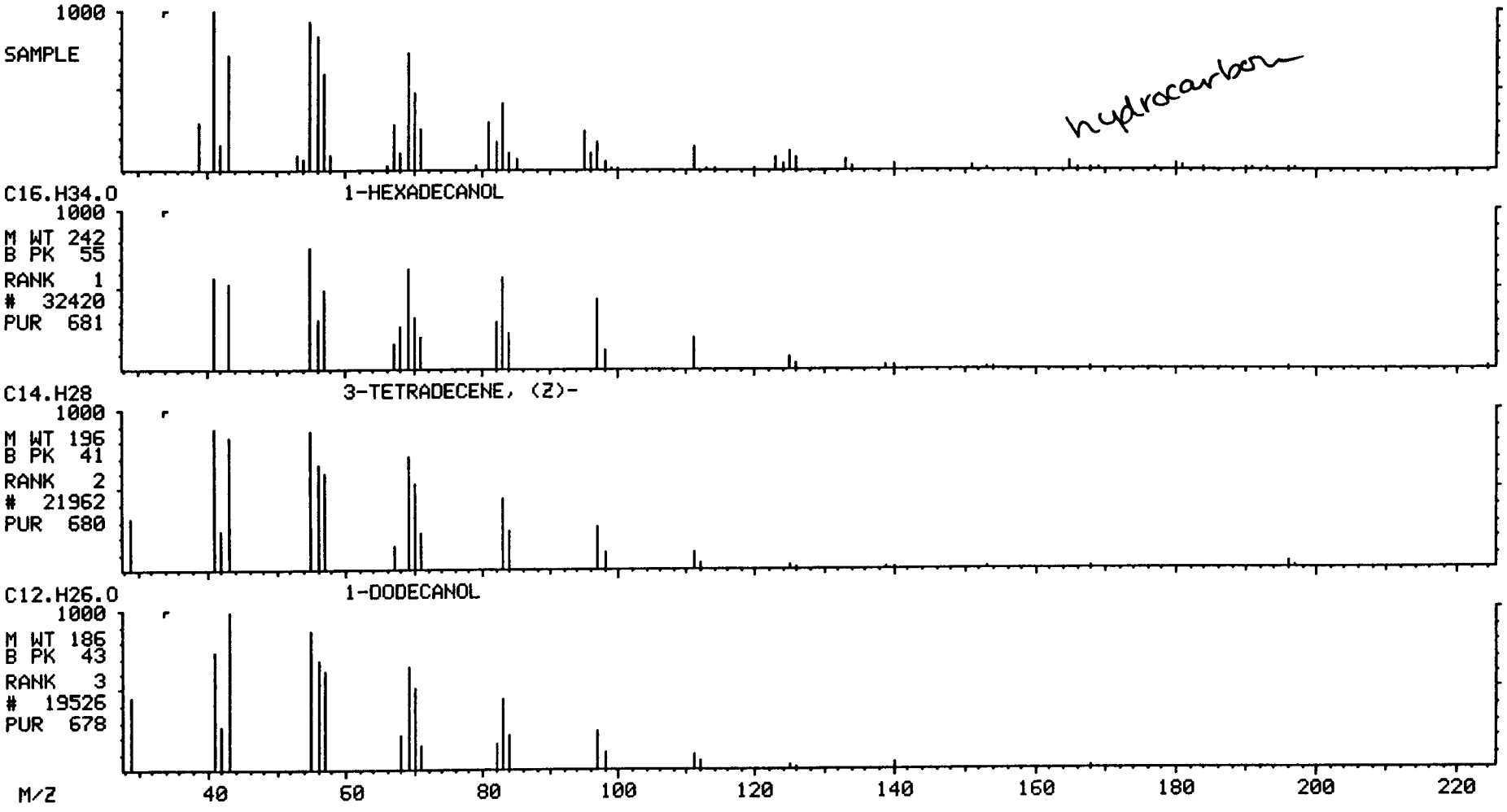

Library Search Data: 30068110 # 662 Base m/z: 43
08/31/98 23:28:00 + 7:22 Cali: 30068110 # 3 RIC: 88832.
Sample: S-MM5-4 1/3SA/100M INST. ID: F16
Conds.: UG/ML *100ML *100%/100% *(NA/NA)/1/3SA NA M
Enhanced (S 15B 2N OT)

62231 spectra in LIBRARYNB searched for maximum PURITY
346 matched at least 8 of the 16 largest peaks in the unknown

Rank	In.	Name
1	8104	OCTANE, 3,5-DIMETHYL-
2	19015	DECANE, 2,5,6-TRIMETHYL-
3	11602	OCTANE, 2,4,6-TRIMETHYL-
4	19016	UNDECANE, 4,7-DIMETHYL-
5	19013	DECANE, 2,5,9-TRIMETHYL-
6	19026	DECANE, 2,6,8-TRIMETHYL-
7	18985	TRIDECANE
8	8102	HEXANE, 2,2,3,3-TETRAMETHYL-
9	19054	UNDECANE, 2,6-DIMETHYL-

Rank	Formula	M.Wt	B.Pk	Purity	Fit	RFit
1	C10.H22	142	57	825	939	832
2	C13.H28	184	57	824	931	828
3	C11.H24	156	57	823	968	825
4	C13.H28	184	43	822	934	843
5	C13.H28	184	57	815	935	815
6	C13.H28	184	57	811	928	828
7	C13.H28	184	57	808	939	830
8	C10.H22	142	57	800	923	800
9	C13.H28	184	57	797	889	822

Rank	Ret.Time	B.P.Int.	US.Par.1	US.Par.2	C.A.S. #
1	—	—	—	—	15869-93-9
2	—	—	—	—	62108-23-0
3	—	—	—	—	62016-37-9
4	—	—	—	—	17301-32-5
5	—	—	—	—	62108-22-9
6	—	—	—	—	62108-26-3
7	—	—	—	—	629-50-5
8	—	—	—	—	13475-81-5
9	—	—	—	—	17301-23-4

MID LIBRARY SEARCH (LIBRARYNB)
08/31/98 23:28:00 + 7:22
SAMPLE: S-MM5-4 1/3SA/100M INST. ID: F16
CONDS.: UG/ML *100ML *100%/100% *(NA/NA)/1/3SA NA M
ENHANCED (S 15B 2N 0T)

DATA: 30068110 # 662
CALI: 30068110 # 3

BASE M/Z: 43
RIC: 88832.

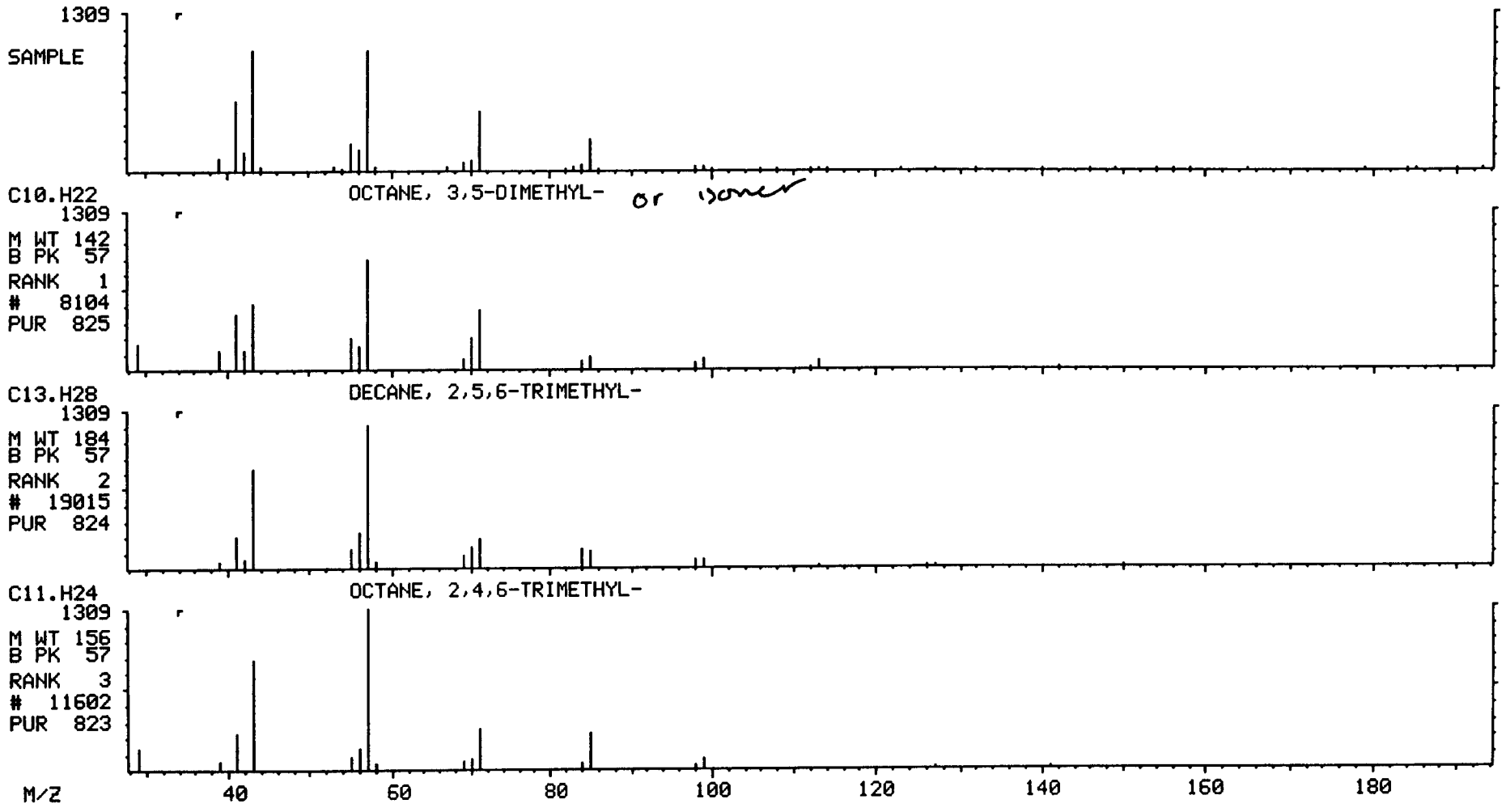

Library Search Data: 30068110 # 699 Base m/z: 81
08/31/98 23:28:00 + 7:46 Cali: 30068110 # 3 RIC: 23040.
Sample: S-MM5-4 1/3SA/100M INST. ID: F16
Conds.: UG/ML *100ML *100%/100% *(NA/NA)/1/3SA NA M
Enhanced (S 15B 2N OT)

62231 spectra in LIBRARYNB searched for maximum PURITY
366 matched at least 6 of the 16 largest peaks in the unknown

Rank	In.	Name
1	28273	8-HEXADECYNE
2	36677	7-OCTADECYNE, 2-METHYL-
3	28267	3-HEXADECYNE
4	34010	3-OCTADECYNE
5	36681	1H-INDENE, 2-BUTYL-5-HEXYLOCTAHYDRO-
6	10423	3-UNDECYNE
7	25001	CYCLOHEXANE, 1-(CYCLOHEXYLMETHYL)-2-ETHYL-, TRANS-
8	25003	CYCLOHEXANE, 1-(CYCLOHEXYLMETHYL)-2-ETHYL-, CIS-
9	21386	2(1H)-BENZOCYCLOOCTENONE, DECAHYDRO-10A-METHYL-, TRANS-

Rank	Formula	M.Wt	B.Pk	Purity	Fit	RFit
1	C16.H30	222	81	462	786	509
2	C19.H36	264	81	459	760	506
3	C16.H30	222	67	447	731	464
4	C18.H34	250	67	434	821	455
5	C19.H36	264	95	433	747	544
6	C11.H20	152	67	425	894	425
7	C15.H28	208	55	424	722	452
8	C15.H28	208	55	420	714	451
9	C13.H22.O	194	55	418	766	459

Rank	Ret.Time	B.P.Int.	US.Par.1	US.Par.2	C.A.S. #
1	—	—	—	—	19781-86-3
2	—	—	—	—	35354-38-2
3	—	—	—	—	61886-62-2
4	—	—	—	—	61886-64-4
5	—	—	—	—	55044-33-2
6	—	—	—	—	60212-30-8
7	—	—	—	—	54934-92-8
8	—	—	—	—	54934-93-9
9	—	—	—	—	55103-68-9

MID LIBRARY SEARCH (LIBRARYNB)
08/31/98 23:28:00 + 7:46
SAMPLE: S-MM5-4 1/3SA/100M INST. ID: F16
CONDS.: UG/ML *100ML *100%/100% *(NA/NA)/1/3SA NA M
ENHANCED (S 15B 2N 0T)

DATA: 30068110 # 699
CALI: 30068110 # 3

BASE M/Z: 81
RIC: 23040.

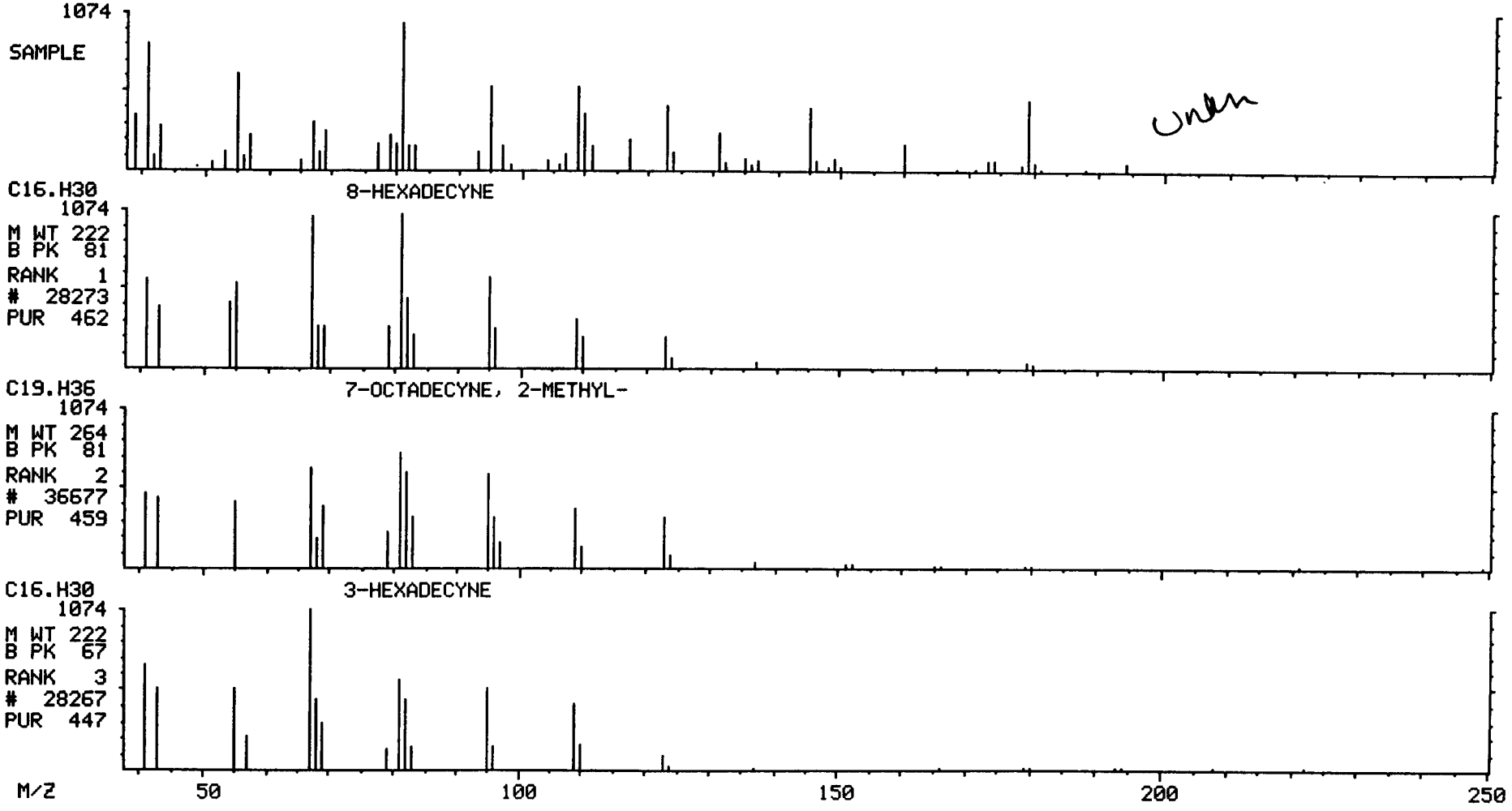

Library Search Data: 30068110 # 714 Base m/z: 41
08/31/98 23:28:00 + 7:57 Cali: 30068110 # 3 RIC: 36480.
Sample: S-MM5-4 1/3SA/100M INST. ID: F16
Conds.: UG/ML *100ML *100%/100% *(NA/NA)/1/3SA NA M
Enhanced (S 15B 2N OT)

62231 spectra in LIBRARYNB searched for maximum PURITY
212 matched at least 7 of the 16 largest peaks in the unknown

Rank	In.	Name
1	21927	TRANS-2-TRIDECENAL
2	32052	OXIRANE, TETRADECYL-
3	31486	ACETAMIDE, N-METHYL-N-[4-[4-METHOXY-1-HEXAHYDROPYRIDYL]-2-BUTYNYL]-
4	35931	HEXADECANE, 1-CHLORO-
5	40193	CIS-9,10-EPOXYOCTADECAN-1-OL
6	46251	DODECANE, 1,2-DIBROMO-
7	40233	NONADECANOL
8	42521	1-EICOSANOL
9	56499	9-OCTADECENOIC ACID (Z)-, 2-(ACETYLOXY)-1-[(ACETYLOXY)METHYL]ETHYL *

Rank	Formula	M.Wt	B.Pk	Purity	Fit	RFit
1	C13.H24.O	196	41	422	865	444
2	C16.H32.O	240	41	417	918	431
3	C13.H22.O2.N2	238	43	409	829	472
4	C16.H33.CL	260	57	408	921	419
5	C18.H36.O2	284	55	406	883	439
6	C12.H24.BR2	326	41	403	802	482
7	C19.H40.O	284	43	401	898	431
8	C20.H42.O	298	43	398	892	430
9	C25.H44.O6	440	43	394	731	497

Rank	Ret.Time	B.P.Int.	US.Par.1	US.Par.2	C.A.S. #
1	—	—	—	—	- -
2	—	—	—	—	7320-37-8
3	—	—	—	—	- -
4	—	—	—	—	4860-03-1
5	—	—	—	—	13980-12-6
6	—	—	—	—	55334-42-4
7	—	—	—	—	52783-43-4
8	—	—	—	—	629-96-9
9	—	—	—	—	55401-63-3

MID LIBRARY SEARCH (LIBRARYNB)
08/31/98 23:28:00 + 7:57
SAMPLE: S-MM5-4 1/3SA/100M INST. ID: F16
CONDS.: UG/ML *100ML *100%/100% *(NA/NA)/1/3SA NA M
ENHANCED (S 15B 2N 0T)

DATA: 30068110 # 714
CALI: 30068110 # 3

BASE M/Z: 41
RIC: 36480.

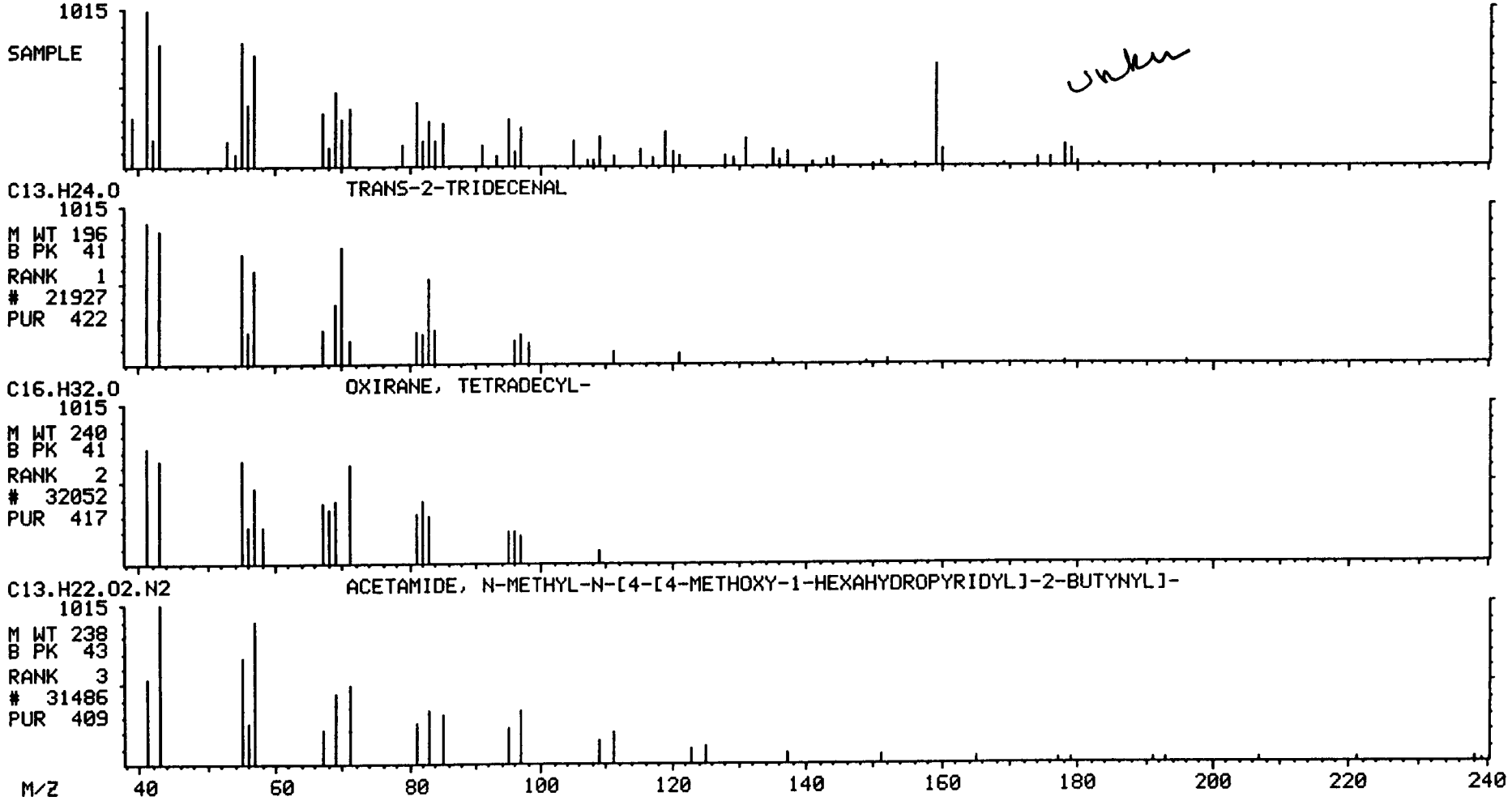

Library Search Data: 30068110 # 737 Base m/z: 57
08/31/98 23:28:00 + 8:12 Cali: 30068110 # 3 RIC: 99328.
Sample: S-MM5-4 1/3SA/100M INST. ID: F16
Conds.: UG/ML *100ML *100%/100% *(NA/NA)/1/3SA NA M
Enhanced (S 15B 2N 0T)

62231 spectra in LIBRARYNB searched for maximum PURITY
712 matched at least 7 of the 16 largest peaks in the unknown

Rank	In.	Name
1	37462	HEPTADECANE, 2,6-DIMETHYL-
2	25991	DODECANE, 2,6,10-TRIMETHYL-
3	22535	DODECANE, 4,6-DIMETHYL-
4	26001	DODECANE, 2,7,10-TRIMETHYL-
5	42196	HEPTADECANE, 2,6,10,14-TETRAMETHYL-
6	25994	DODECANE, 2,6,11-TRIMETHYL-
7	15352	UNDECANE, 2-METHYL-
8	37465	NONADECANE
9	18998	UNDECANE, 3,7-DIMETHYL-

Rank	Formula	M.Wt	B.Pk	Purity	Fit	RFit
1	C19.H40	268	57	832	953	849
2	C15.H32	212	57	825	976	830
3	C14.H30	198	57	820	959	821
4	C15.H32	212	57	816	981	823
5	C21.H44	296	57	814	932	853
6	C15.H32	212	57	805	969	814
7	C12.H26	170	43	797	947	801
8	C19.H40	268	57	795	917	837
9	C13.H28	184	43	794	940	796

Rank	Ret.Time	B.P.Int.	US.Par.1	US.Par.2	C.A.S. #
1	—	—	—	—	54105-67-8
2	—	—	—	—	3891-98-3
3	—	—	—	—	61141-72-8
4	—	—	—	—	74645-98-0
5	—	—	—	—	18344-37-1
6	—	—	—	—	31295-56-4
7	—	—	—	—	7045-71-8
8	—	—	—	—	629-92-5
9	—	—	—	—	17301-29-0

MID LIBRARY SEARCH (LIBRARYNB)
08/31/98 23:28:00 + 8:12
SAMPLE: S-MM5-4 1/3SA/100M INST. ID: F16
CONDS.: UG/ML *100ML *100%/100% *(NA/NA)/1/3SA NA M
ENHANCED (S 15B 2N 0T)

DATA: 30068110 # 737
CALI: 30068110 # 3

BASE M/Z: 57
RIC: 99328.

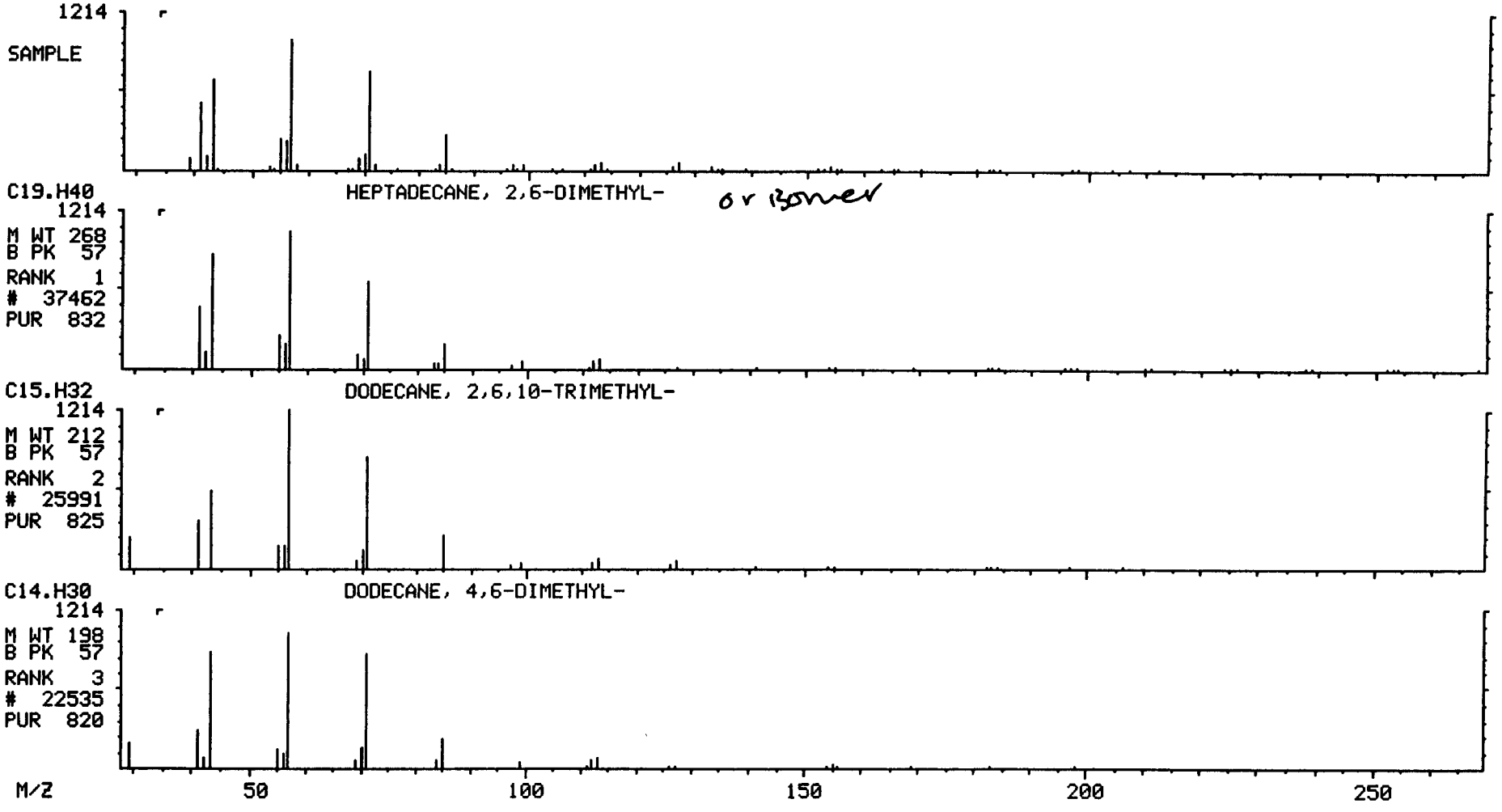

Library Search Data: 30068110 # 763 Base m/z: 43
08/31/98 23:28:00 + 8:29 Cali: 30068110 # 3 RIC: 140800.
Sample: S-MM5-4 1/3SA/100M INST. ID: F16
Conds.: UG/ML *100ML *100%/100% *(NA/NA)/1/3SA NA M
Enhanced (S 15B 2N OT)

62231 spectra in LIBRARYNB searched for maximum PURITY
611 matched at least 7 of the 16 largest peaks in the unknown

Rank	In.	Name
1	22530	TETRADECANE
2	19006	DECANE, 6-ETHYL-2-METHYL-
3	19007	DODECANE, 3-METHYL-
4	42196	HEPTADECANE, 2,6,10,14-TETRAMETHYL-
5	15358	UNDECANE, 3-METHYL-
6	11607	UNDECANE
7	39681	1-IODOUNDECANE
8	11612	NONANE, 2,5-DIMETHYL-
9	37252	DECANE, 1-IODO-

Rank	Formula	M.Wt	B.Pk	Purity	Fit	RFit
1	C14.H30	198	43	734	960	736
2	C13.H28	184	57	721	951	721
3	C13.H28	184	57	715	908	716
4	C21.H44	296	57	709	928	736
5	C12.H26	170	57	706	919	709
6	C11.H24	156	43	705	977	705
7	C11.H23.I	282	57	704	889	710
8	C11.H24	156	57	701	871	701
9	C10.H21.I	268	57	694	911	700

Rank	Ret.Time	B.P.Int.	US.Par.1	US.Par.2	C.A.S. #
1	—	—	—	—	629-59-4
2	—	—	—	—	62108-21-8
3	—	—	—	—	17312-57-1
4	—	—	—	—	18344-37-1
5	—	—	—	—	1002-43-3
6	—	—	—	—	1120-21-4
7	—	—	—	—	4282-44-4
8	—	—	—	—	17302-27-1
9	—	—	—	—	2050-77-3

MID LIBRARY SEARCH (LIBRARYNB)
08/31/98 23:28:00 + 8:29
SAMPLE: S-MM5-4 1/35A/100M INST. ID: F16
CONDS.: UG/ML *100ML *100%/100% *(NA/NA)/1/35A NA M
ENHANCED (S 15B 2N 0T)

DATA: 30068110 # 763
CALI: 30068110 # 3

BASE M/Z: 43
RIC: 140800.

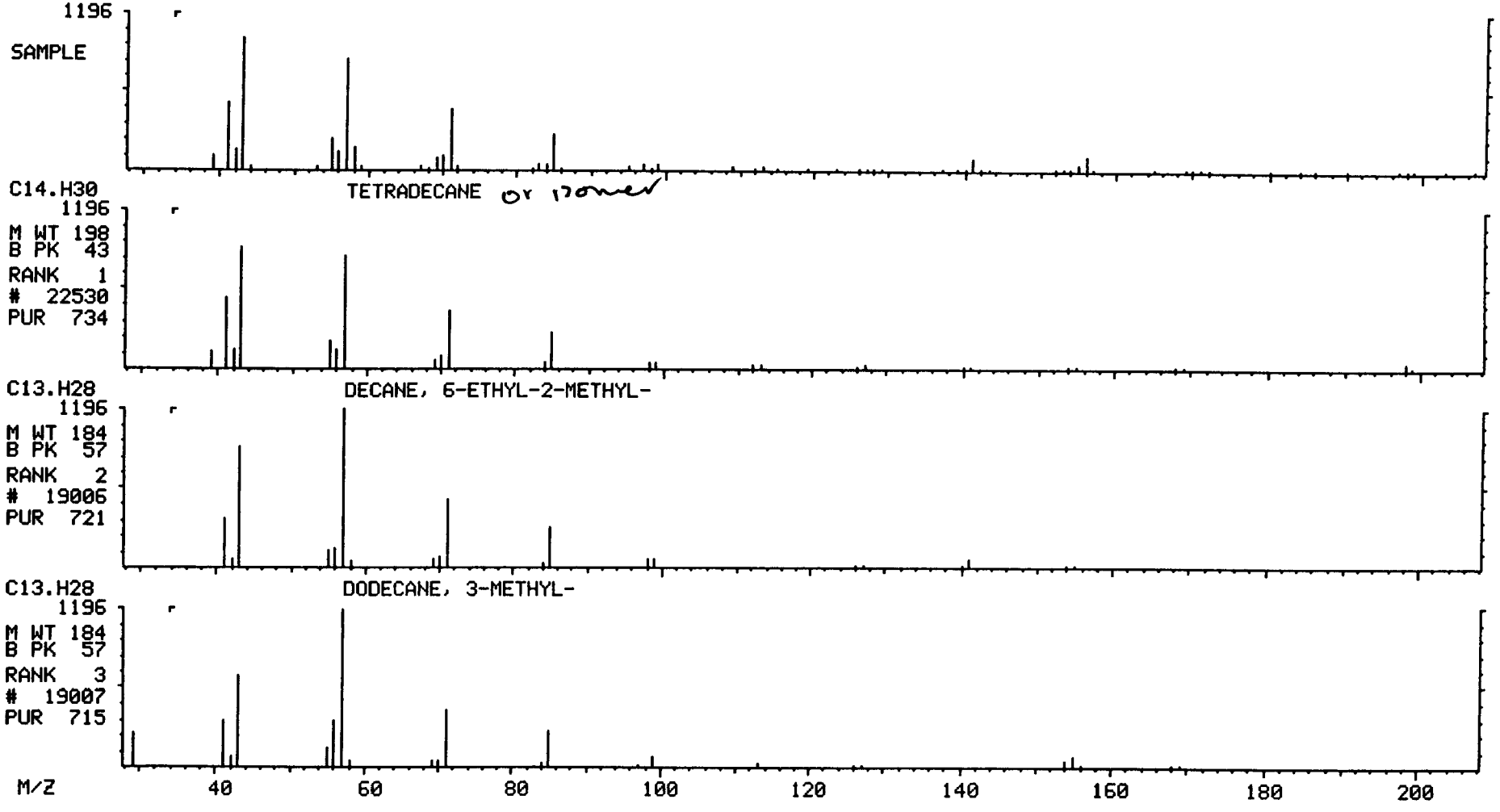

1350

Library Search Data: 30068110 # 776 Base m/z: 41
08/31/98 23:28:00 + 8:38 Cali: 30068110 # 3 RIC: 31936.
Sample: S-MM5-4 1/3SA/100M INST. ID: F16
Conds.: UG/ML *100ML *100%/100% *(NA/NA)/1/3SA NA M
Enhanced (S 15B 2N OT)

62231 spectra in LIBRARYNB searched for maximum PURITY
677 matched at least 6 of the 16 largest peaks in the unknown

Rank	In.	Name
1	40193	CIS-9,10-EPOXYOCTADECAN-1-OL
2	32052	OXIRANE, TETRADECYL-
3	25971	OXIRANE, DODECYL-
4	42521	1-EICOSANOL
5	37449	OCTADECANAL
6	40233	NONADECANOL
7	37444	OXIRANE, HEXADECYL-
8	29226	PENTADECANAL-
9	29187	BUTANOIC ACID, 3,7-DIMETHYL-6-OCTENYL ESTER

Rank	Formula	M.Wt	B.Pk	Purity	Fit	RFit
1	C18.H36.O2	284	55	440	902	464
2	C16.H32.O	240	41	431	915	446
3	C14.H28.O	212	41	429	870	460
4	C20.H42.O	298	43	409	886	440
5	C18.H36.O	268	43	404	813	465
6	C19.H40.O	284	43	401	897	432
7	C18.H36.O	268	57	398	793	467
8	C15.H30.O	226	82	393	860	415
9	C14.H26.O2	226	41	389	865	410

Rank	Ret.Time	B.P.Int.	US.Par.1	US.Par.2	C.A.S. #
	—	—	—	—	13980-12-6
2	—	—	—	—	7320-37-8
3	—	—	—	—	3234-28-4
4	—	—	—	—	629-96-9
5	—	—	—	—	638-66-4
6	—	—	—	—	52783-43-4
7	—	—	—	—	7390-81-0
8	—	—	—	—	2765-11-9
9	—	—	—	—	141-16-2

MID LIBRARY SEARCH (LIBRARYNB)
08/31/98 23:28:00 + 8:38
SAMPLE: S-MM5-4 1/35A/100M INST. ID: F16
CONDS.: UG/ML *100ML *100%/100% *(NA/NA)/1/35A NA M
ENHANCED (S 15B 2N 0T)

DATA: 30068110 # 776
CALI: 30068110 # 3

BASE M/Z: 41
RIC: 31936.

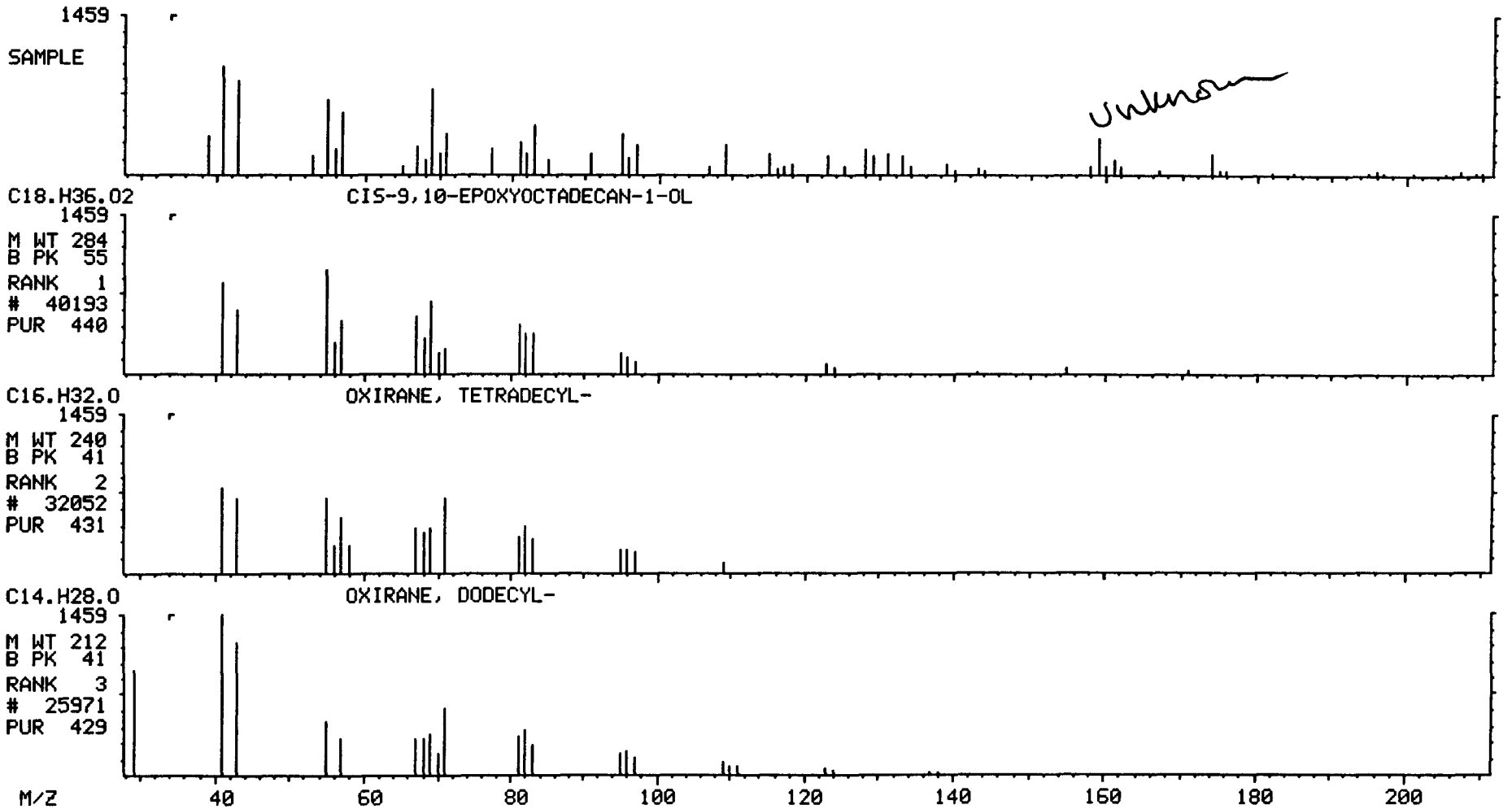

Library Search Data: 30068110 # 820 Base m/z: 57
08/31/98 23:28:00 + 9:07 Cali: 30068110 # 3 RIC: 91136.
Sample: S-MM5-4 1/3SA/100M INST. ID: F16
Conds.: UG/ML *100ML *100%/100% *(NA/NA)/1/3SA NA M
Enhanced (S 15B 2N OT)

62231 spectra in LIBRARYNB searched for maximum PURITY
760 matched at least 7 of the 16 largest peaks in the unknown

Rank	In.	Name
1	42196	HEPTADECANE, 2,6,10,14-TETRAMETHYL-
2	37462	HEPTADECANE, 2,6-DIMETHYL-
3	18987	UNDECANE, 2,8-DIMETHYL-
4	15344	DECANE, 3,6-DIMETHYL-
5	8104	OCTANE, 3,5-DIMETHYL-
6	19004	UNDECANE, 4,6-DIMETHYL-
7	19023	DECANE, 2,6,7-TRIMETHYL-
8	19039	DECANE, 2,3,5-TRIMETHYL-
9	15358	UNDECANE, 3-METHYL-

Rank	Formula	M.Wt	B.Pk	Purity	Fit	RFit
1	C21.H44	296	57	792	957	816
2	C19.H40	268	57	776	932	805
3	C13.H28	184	43	762	955	768
4	C12.H26	170	57	757	952	764
5	C10.H22	142	57	755	963	755
6	C13.H28	184	57	755	955	757
7	C13.H28	184	57	752	937	752
8	C13.H28	184	57	751	942	752
9	C12.H26	170	57	751	938	756

Rank	Ret.Time	B.P.Int.	US.Par.1	US.Par.2	C.A.S. #
1	—	—	—	—	18344-37-1
2	—	—	—	—	54105-67-8
3	—	—	—	—	17301-25-6
4	—	—	—	—	17312-53-7
5	—	—	—	—	15869-93-9
6	—	—	—	—	17312-82-2
7	—	—	—	—	62108-25-2
8	—	—	—	—	62238-11-3
9	—	—	—	—	1002-43-3

MID LIBRARY SEARCH (LIBRARYNB)
08/31/98 23:28:00 + 9:07
SAMPLE: S-MM5-4 1/3SA/100M INST. ID: F16
CONDS.: UG/ML *100ML *100%/100% *(NA/NA)/1/3SA NA M
ENHANCED (S 15B 2N 0T)

DATA: 30068110 # 820
CALI: 30068110 # 3

BASE M/Z: 57
RIC: 91136.

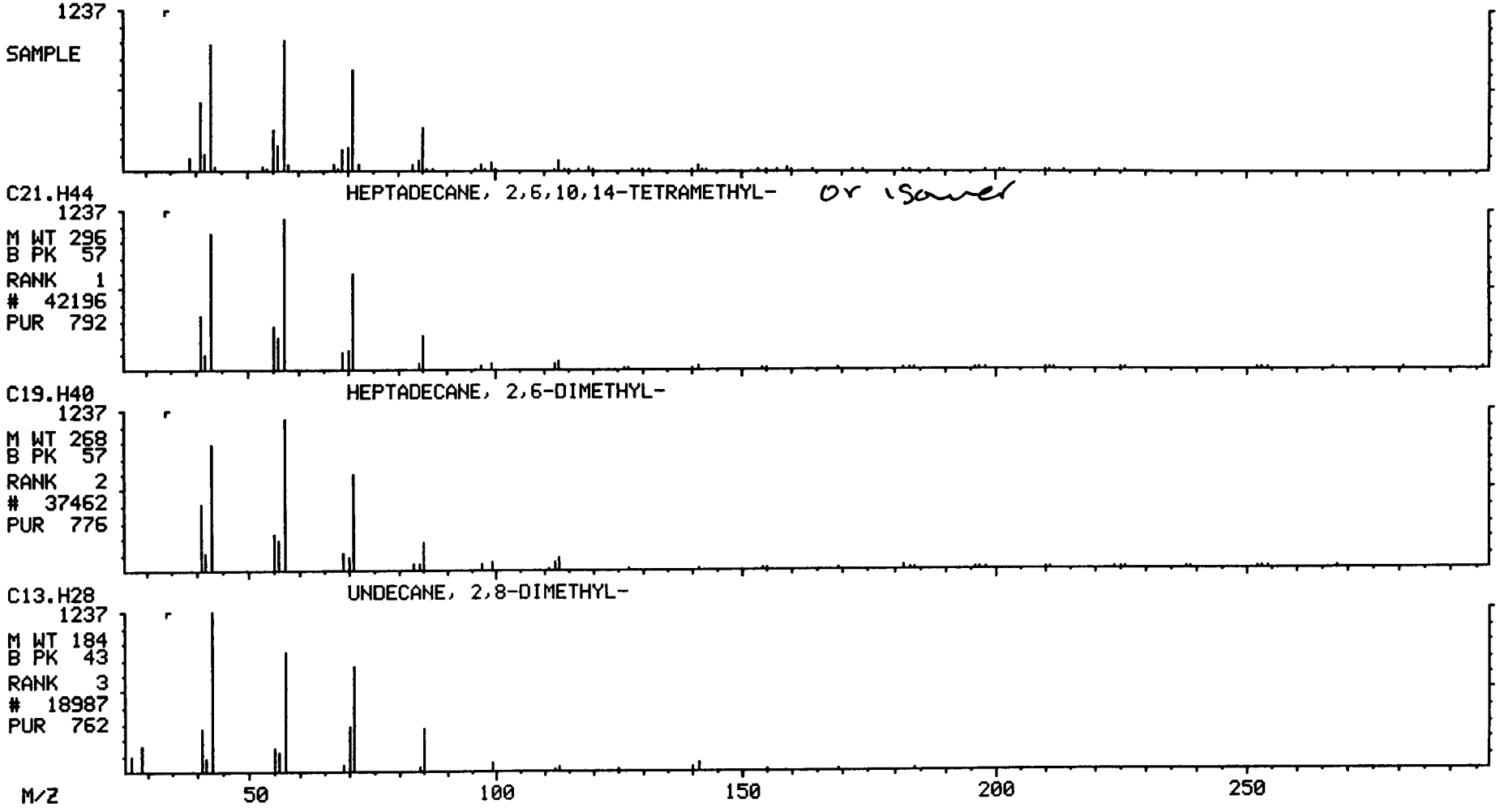

.ibrary Search Data: 30068110 # 857 Base m/z: 57
08/31/98 23:28:00 + 9:32 Cali: 30068110 # 3 RIC: 132352.
Sample: S-MM5-4 1/3SA/100M INST. ID: F16
Conds.: UG/ML *100ML *100%/100% *(NA/NA)/1/3SA NA M
Enhanced (S 15B 2N OT)

62231 spectra in LIBRARYNB searched for maximum PURITY
242 matched at least 8 of the 16 largest peaks in the unknown

Rank	In.	Name
1	25997	PENTADECANE
2	19007	DODECANE, 3-METHYL-
3	42196	HEPTADECANE, 2,6,10,14-TETRAMETHYL-
4	37465	NONADECANE
5	39681	1-IODOUNDECANE
6	18990	UNDECANE, 2,9-DIMETHYL-
7	19016	UNDECANE, 4,7-DIMETHYL-
8	19026	DECANE, 2,6,8-TRIMETHYL-
9	37252	DECANE, 1-IODO-

Rank	Formula	M.Wt	B.Pk	Purity	Fit	RFit
1	C15.H32	212	57	770	955	773
2	C13.H28	184	57	767	961	769
3	C21.H44	296	57	761	941	778
4	C19.H40	268	57	753	926	783
5	C11.H23.I	282	57	748	970	754
6	C13.H28	184	57	747	954	749
7	C13.H28	184	43	744	936	744
8	C13.H28	184	57	741	939	744
9	C10.H21.I	268	57	738	972	743

Rank	Ret.Time	B.P.Int.	US.Par.1	US.Par.2	C.A.S. #
1	—	—	—	—	629-62-9
2	—	—	—	—	17312-57-1
3	—	—	—	—	18344-37-1
4	—	—	—	—	629-92-5
5	—	—	—	—	4282-44-4
6	—	—	—	—	17301-26-7
7	—	—	—	—	17301-32-5
8	—	—	—	—	62108-26-3
9	—	—	—	—	2050-77-3

MID LIBRARY SEARCH (LIBRARYNB)
08/31/98 23:28:00 + 9:32
SAMPLE: S-MM5-4 1/3SA/100M INST. ID: F16
CONDS.: UG/ML *100ML *100%/100% *(NA/NA)/1/3SA NA M
ENHANCED (S 15B 2N 0T)

DATA: 30068110 # 857
CALI: 30068110 # 3

BASE M/Z: 57
RIC: 132352.

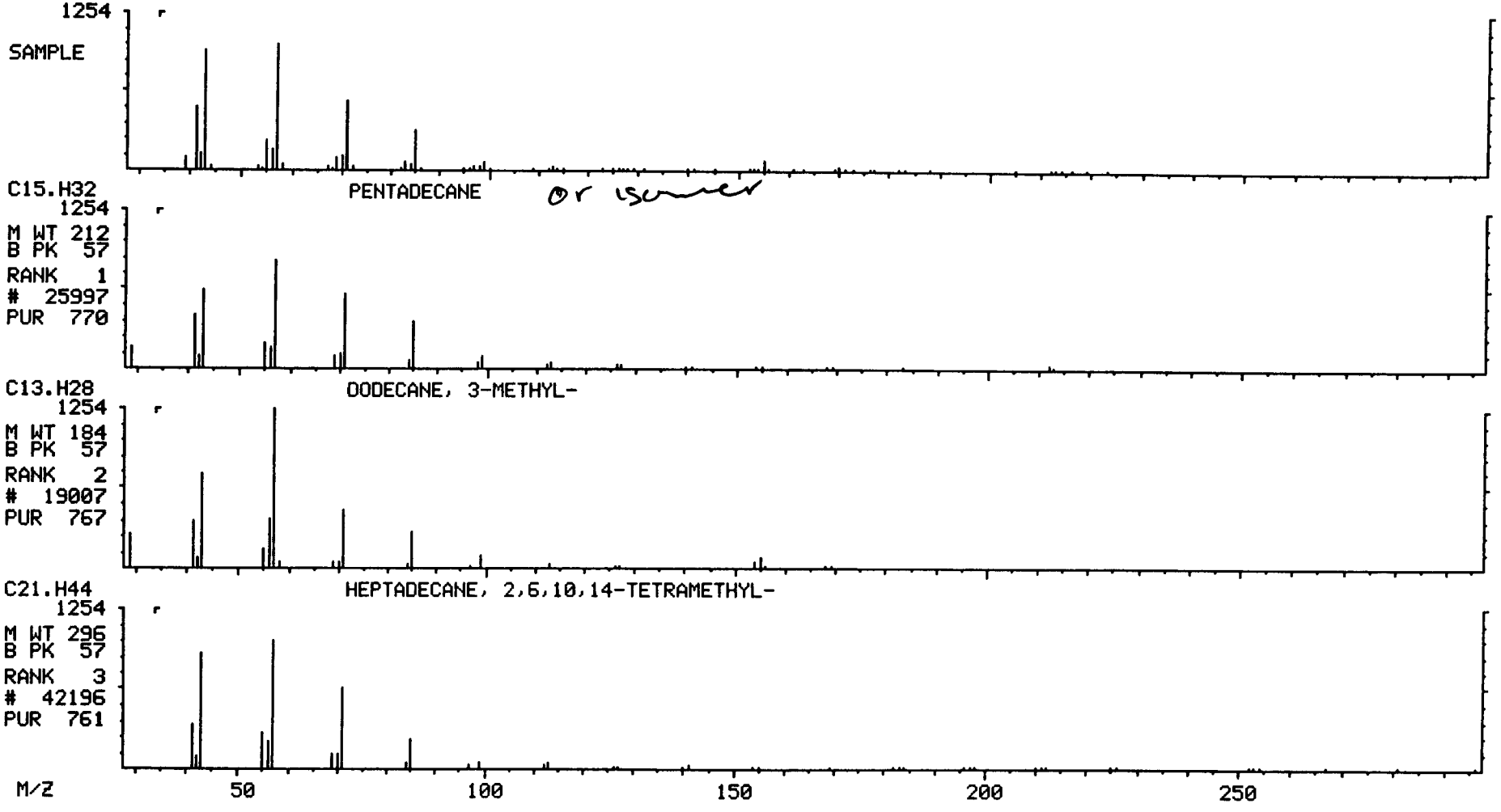

Library Search Data: 30068110 # 903 Base m/z: 41
08/31/98 23:28:00 + 10:03 Cali: 30068110 # 3 RIC: 46592.
Sample: S-MM5-4 1/3SA/100M INST. ID: F16
Conds.: UG/ML *100ML *100%/100% *(NA/NA)/1/3SA NA M
Enhanced (S 15B 2N OT)

62231 spectra in LIBRARYNB searched for maximum PURITY
606 matched at least 7 of the 16 largest peaks in the unknown

Rank	In.	Name
1	25971	OXIRANE, DODECYL-
2	37449	OCTADECANAL
3	37444	OXIRANE, HEXADECYL-
4	40233	NONADECANOL
5	42521	1-EICOSANOL
6	58380	DECANEDIOIC ACID, DIDECYL ESTER
7	40193	CIS-9,10-EPOXYOCTADECAN-1-OL
8	42180	OCTADECANE, 1-(ETHENYLOXY)-
9	15969	HYDROXYLAMINE, O-DECYL-

Rank	Formula	M.Wt	B.Pk	Purity	Fit	RFit
1	C14.H28.O	212	41	641	918	646
2	C18.H36.O	268	43	626	872	669
3	C18.H36.O	268	57	624	855	675
4	C19.H40.O	284	43	612	926	651
5	C20.H42.O	298	43	609	920	653
6	C30.H58.O4	482	57	603	923	612
7	C18.H36.O2	284	55	602	898	631
8	C20.H40.O	296	43	599	930	633
9	C10.H23.O.N	173	43	592	891	600

Rank	Ret.Time	B.P.Int.	US.Par.1	US.Par.2	C.A.S. #
1	—	—	—	—	3234-28-4
2	—	—	—	—	638-66-4
3	—	—	—	—	7390-81-0
4	—	—	—	—	52783-43-4
5	—	—	—	—	629-96-9
6	—	—	—	—	2432-89-5
7	—	—	—	—	13980-12-6
8	—	—	—	—	930-02-9
9	—	—	—	—	29812-79-1

MID LIBRARY SEARCH (LIBRARYNB)
08/31/98 23:28:00 + 10:03
SAMPLE: S-MM5-4 1/3SA/100M INST. ID: F16
CONDS.: UG/ML *100ML *100%/100% *(NA/NA)/1/3SA NA M
ENHANCED (S 15B 2N 0T)

DATA: 30068110 # 903
CALI: 30068110 # 3

BASE M/Z: 41
RIC: 46592.

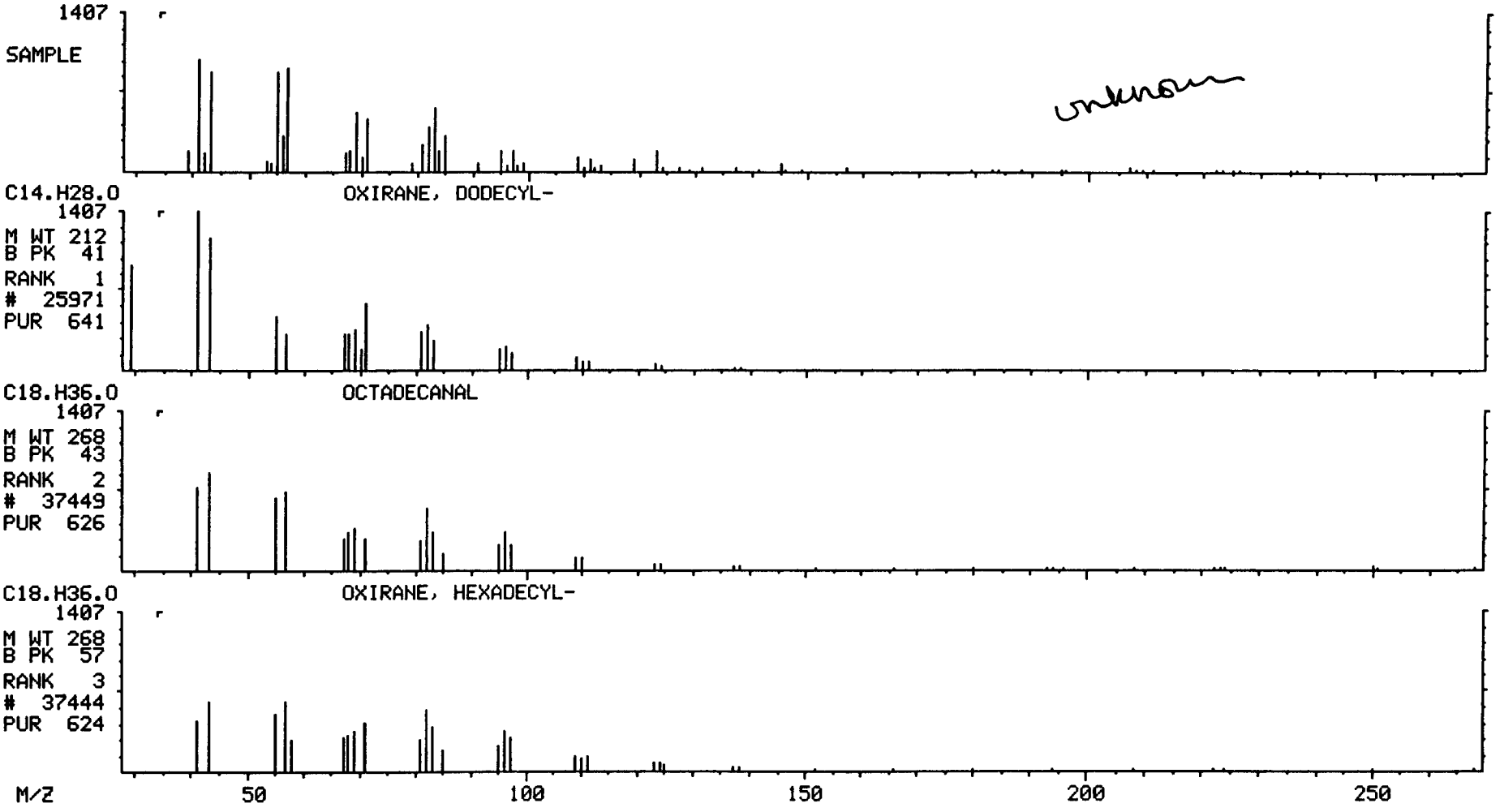

13771

Library Search Data: 30068110 # 947 Base m/z: 57
08/31/98 23:28:00 + 10:32 Cali: 30068110 # 3 RIC: 123136.
Sample: S-MM5-4 1/3SA/100M INST. ID: F16
Conds.: UG/ML *100ML *100%/100% *(NA/NA)/1/3SA NA M
Enhanced (S 15B 2N OT)

62231 spectra in LIBRARYNB searched for maximum PURITY
343 matched at least 8 of the 16 largest peaks in the unknown

Rank	In.	Name
1	37465	NONADECANE
2	37462	HEPTADECANE, 2,6-DIMETHYL-
3	25997	PENTADECANE
4	42196	HEPTADECANE, 2,6,10,14-TETRAMETHYL-
5	15969	HYDROXYLAMINE, O-DECYL-
6	19016	UNDECANE, 4,7-DIMETHYL-
7	25994	DODECANE, 2,6,11-TRIMETHYL-
8	19523	1-DECANOL, 2-ETHYL-
9	26001	DODECANE, 2,7,10-TRIMETHYL-

Rank	Formula	M.Wt	B.Pk	Purity	Fit	RFit
1	C19.H40	268	57	842	958	864
2	C19.H40	268	57	827	940	854
3	C15.H32	212	57	813	957	826
4	C21.H44	296	57	813	944	838
5	C10.H23.O.N	173	43	802	950	820
6	C13.H28	184	43	802	964	804
7	C15.H32	212	57	796	963	800
8	C12.H26.O	186	57	791	928	804
9	C15.H32	212	57	789	959	794

Rank	Ret.Time	B.P.Int.	US.Par.1	US.Par.2	C.A.S. #
1	—	—	—	—	629-92-5
2	—	—	—	—	54105-67-8
3	—	—	—	—	629-62-9
4	—	—	—	—	18344-37-1
5	—	—	—	—	29812-79-1
6	—	—	—	—	17301-32-5
7	—	—	—	—	31295-56-4
8	—	—	—	—	21078-65-9
9	—	—	—	—	74645-98-0

MID LIBRARY SEARCH (LIBRARYNB)
08/31/98 23:28:00 + 10:32
SAMPLE: S-MM5-4 1/35A/100M INST. ID: F16
CONDS.: UG/ML *100ML *100%/100% *(NA/NA)/1/35A NA M
ENHANCED (S 15B 2N 0T)

DATA: 30068110 # 947
CALI: 30068110 # 3

BASE M/Z: 57
RIC: 123136.

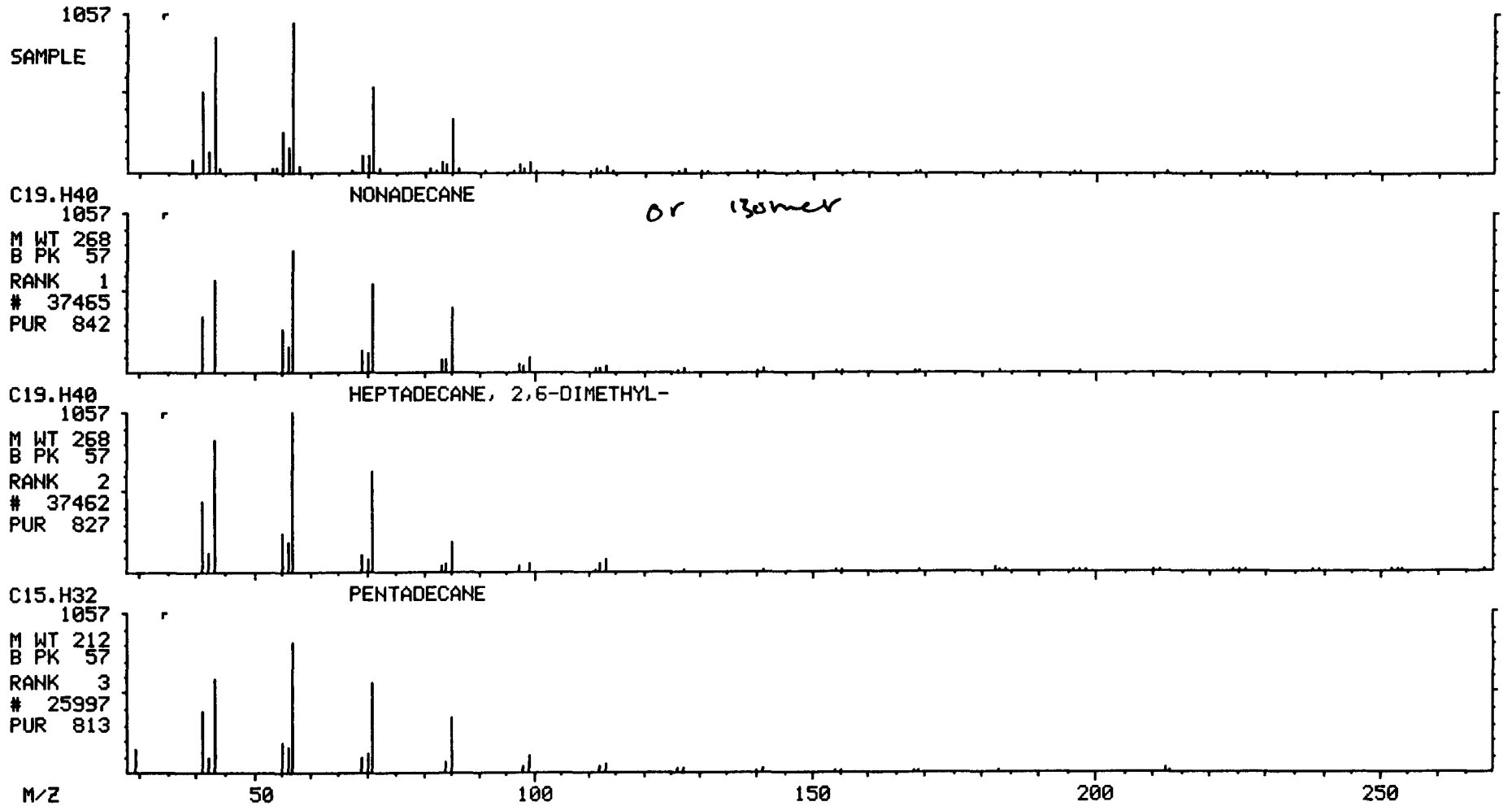

Library Search Data: 30068110 # 987 Base m/z: 57
08/31/98 23:28:00 + 10:59 Cali: 30068110 # 3 RIC: 93568.
Sample: S-MM5-4 1/3SA/100M INST. ID: F16
Conds.: UG/ML *100ML *100%/100% *(NA/NA)/1/3SA NA M
Enhanced (S 15B 2N OT)

62231 spectra in LIBRARYNB searched for maximum PURITY
644 matched at least 7 of the 16 largest peaks in the unknown

Rank	In.	Name
1	19054	UNDECANE, 2,6-DIMETHYL-
2	42196	HEPTADECANE, 2,6,10,14-TETRAMETHYL-
3	37462	HEPTADECANE, 2,6-DIMETHYL-
4	25996	TRIDECANE, 4,8-DIMETHYL-
5	25997	PENTADECANE
6	29263	HEXADECANE
7	22530	TETRADECANE
8	32059	HEPTADECANE
9	19026	DECANE, 2,6,8-TRIMETHYL-

Rank	Formula	M.Wt	B.Pk	Purity	Fit	RFit
1	C13.H28	184	57	827	949	834
2	C21.H44	296	57	826	957	837
3	C19.H40	268	57	824	943	845
4	C15.H32	212	57	819	936	834
5	C15.H32	212	57	819	945	833
6	C16.H34	226	57	816	931	834
7	C14.H30	198	43	812	936	826
8	C17.H36	240	57	810	923	831
9	C13.H28	184	57	805	953	813

Rank	Ret.Time	B.P.Int.	US.Par.1	US.Par.2	C.A.S. #
1	—	—	—	—	17301-23-4
2	—	—	—	—	18344-37-1
3	—	—	—	—	54105-67-8
4	—	—	—	—	55030-62-1
5	—	—	—	—	629-62-9
6	—	—	—	—	544-76-3
7	—	—	—	—	629-59-4
8	—	—	—	—	629-78-7
9	—	—	—	—	62108-26-3

MID LIBRARY SEARCH (LIBRARYNB)
08/31/98 23:28:00 + 10:59
SAMPLE: S-MM5-4 1/3SA/100M INST. ID: F16
CONDS.: UG/ML *100ML *100%/100% *(NA/NA)/1/3SA NA M
ENHANCED (S 15B 2N 0T)

DATA: 30068110 # 987
CALI: 30068110 # 3

BASE M/Z: 57
RIC: 93568.

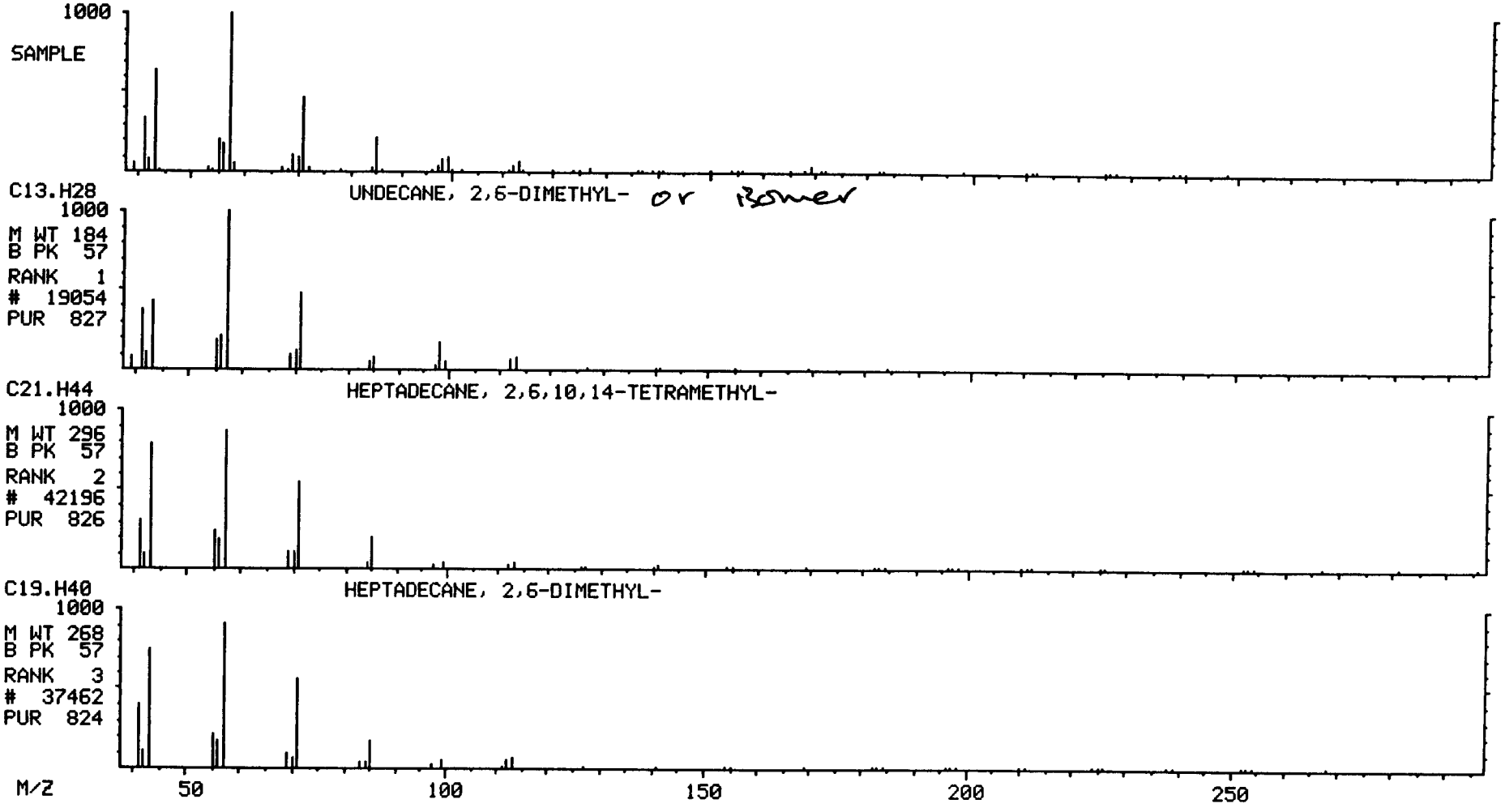

.ibrary Search Data: 30068110 #1035 Base m/z: 57
)8/31/98 23:28:00 + 11:31 Cali: 30068110 # 3 RIC: 132608.
Sample: S-MM5-4 1/3SA/100M INST. ID: F16
Conds.: UG/ML *100ML *100%/100% *(NA/NA)/1/3SA NA M
Enhanced (S 15B 2N OT)

62231 spectra in LIBRARYNB searched for maximum PURITY
840 matched at least 7 of the 16 largest peaks in the unknown

Rank	In.	Name
1	37462	HEPTADECANE, 2,6-DIMETHYL-
2	42196	HEPTADECANE, 2,6,10,14-TETRAMETHYL-
3	37465	NONADECANE
4	25991	DODECANE, 2,6,10-TRIMETHYL-
5	26001	DODECANE, 2,7,10-TRIMETHYL-
6	37466	PENTADECANE, 2,6,10,14-TETRAMETHYL-
7	22535	DODECANE, 4,6-DIMETHYL-
8	25994	DODECANE, 2,6,11-TRIMETHYL-
9	29264	TRIDECANE, 5-PROPYL-

Rank	Formula	M.Wt	B.Pk	Purity	Fit	RFit
1	C19.H40	268	57	867	971	875
2	C21.H44	296	57	823	946	848
3	C19.H40	268	57	819	938	837
4	C15.H32	212	57	815	970	817
5	C15.H32	212	57	814	966	818
6	C19.H40	268	71	811	944	830
7	C14.H30	198	57	810	959	811
8	C15.H32	212	57	792	941	801
9	C16.H34	226	57	790	937	831

Rank	Ret.Time	B.P.Int.	US.Par.1	US.Par.2	C.A.S. #
1	—	—	—	—	54105-67-8
2	—	—	—	—	18344-37-1
3	—	—	—	—	629-92-5
4	—	—	—	—	3891-98-3
5	—	—	—	—	74645-98-0
6	—	—	—	—	1921-70-6
7	—	—	—	—	61141-72-8
8	—	—	—	—	31295-56-4
9	—	—	—	—	55045-11-9

MID LIBRARY SEARCH (LIBRARYNB)
08/31/98 23:28:00 + 11:31
SAMPLE: S-MM5-4 1/35A/100M INST. ID: F16
CONDS.: UG/ML *100ML *100%/100% *(NA/NA)/1/35A NA M
ENHANCED (S 15B 2N 0T)

DATA: 30068110 #1035
CALI: 30068110 # 3

BASE M/Z: 57
RIC: 132608.

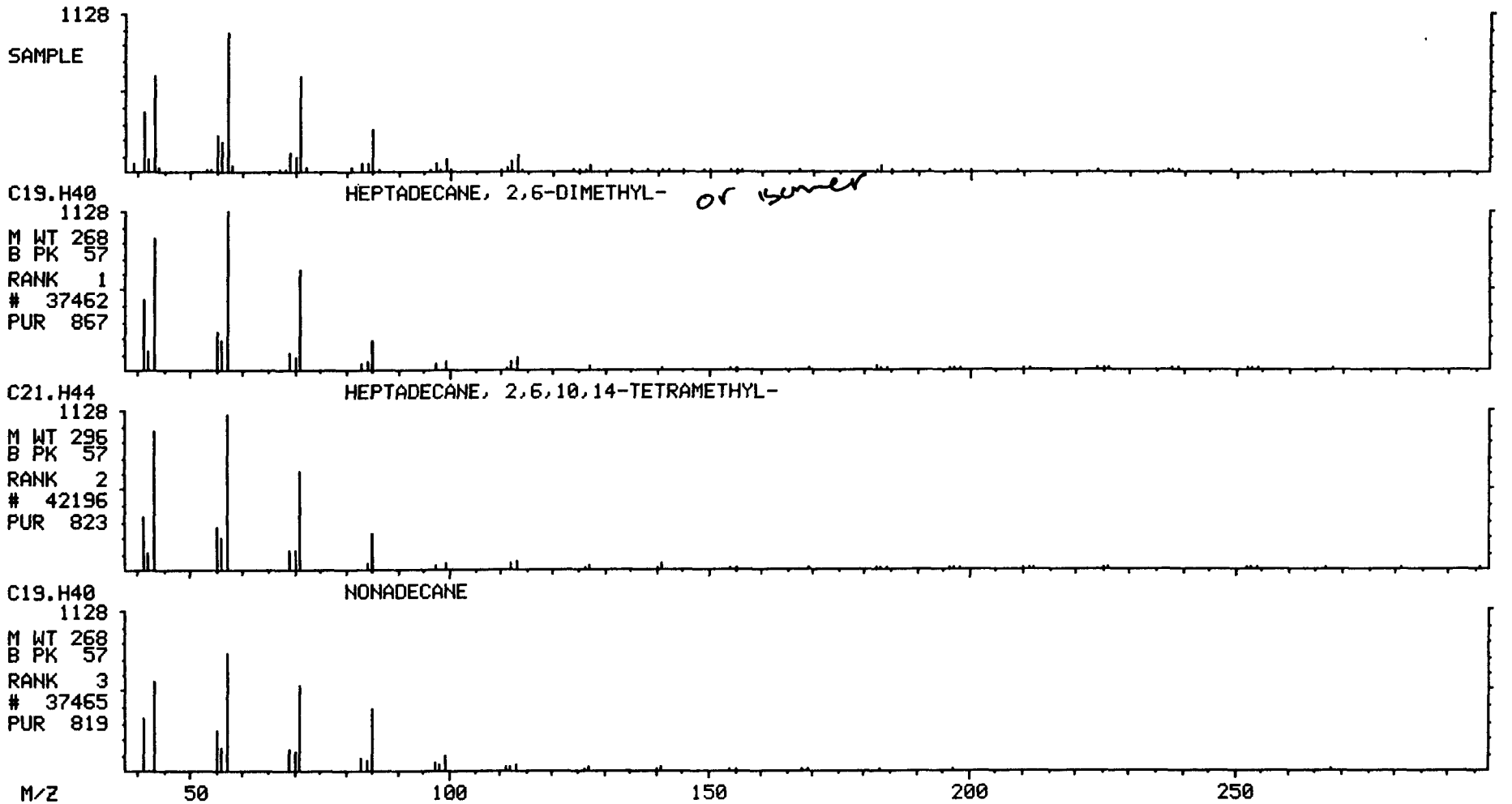

1377

Library Search Data: 30068110 #1053 Base m/z: 69
08/31/98 23:28:00 + 11:43 Cali: 30068110 # 3 RIC: 38336.
Sample: S-MM5-4 1/3SA/100M INST. ID: F16
Conds.: UG/ML *100ML *100%/100% *(NA/NA)/1/3SA NA M
Enhanced (S 15B 2N OT)

62231 spectra in LIBRARYNB searched for maximum PURITY
725 matched at least 7 of the 16 largest peaks in the unknown

Rank	In.	Name
1	34410	3-OCTADECENE, (E)-
2	40233	NONADECANOL
3	34418	9-OCTADECENE, (E)-
4	28768	3-HEXADECENE, (Z)-
5	34411	5-OCTADECENE, (E)-
6	26409	2-HEXYL-1-OCTANOL
7	28772	7-HEXADECENE, (Z)-
8	21963	3-TETRADECENE, (E)-
9	21962	3-TETRADECENE, (Z)-

Rank	Formula	M.Wt	B.Pk	Purity	Fit	RFit
1	C18.H36	252	69	704	901	742
2	C19.H40.O	284	43	703	908	726
3	C18.H36	252	55	700	895	734
4	C16.H32	224	55	699	896	746
5	C18.H36	252	55	698	893	733
6	C14.H30.O	214	57	695	912	725
7	C16.H32	224	55	691	885	734
8	C14.H28	196	41	687	911	712
9	C14.H28	196	41	685	909	707

Rank	Ret.Time	B.P.Int.	US.Par.1	US.Par.2	C.A.S. #
1	—	—	—	—	7206-19-1
2	—	—	—	—	52783-43-4
3	—	—	—	—	7206-25-9
4	—	—	—	—	34303-81-6
5	—	—	—	—	7206-21-5
6	—	—	—	—	- -
7	—	—	—	—	35507-09-6
8	—	—	—	—	41446-68-8
9	—	—	—	—	41446-67-7

MID LIBRARY SEARCH (LIBRARYNB)
08/31/98 23:28:00 + 11:43
SAMPLE: S-MM5-4 1/35A/100M INST. ID: F16
CONDS.: UG/ML *100ML *100%/100% *(NA/NA)/1/35A NA M
ENHANCED (S 15B 2N 0T)

DATA: 30068110 #1053
CALI: 30068110 # 3

BASE M/Z: 69
RIC: 38336.

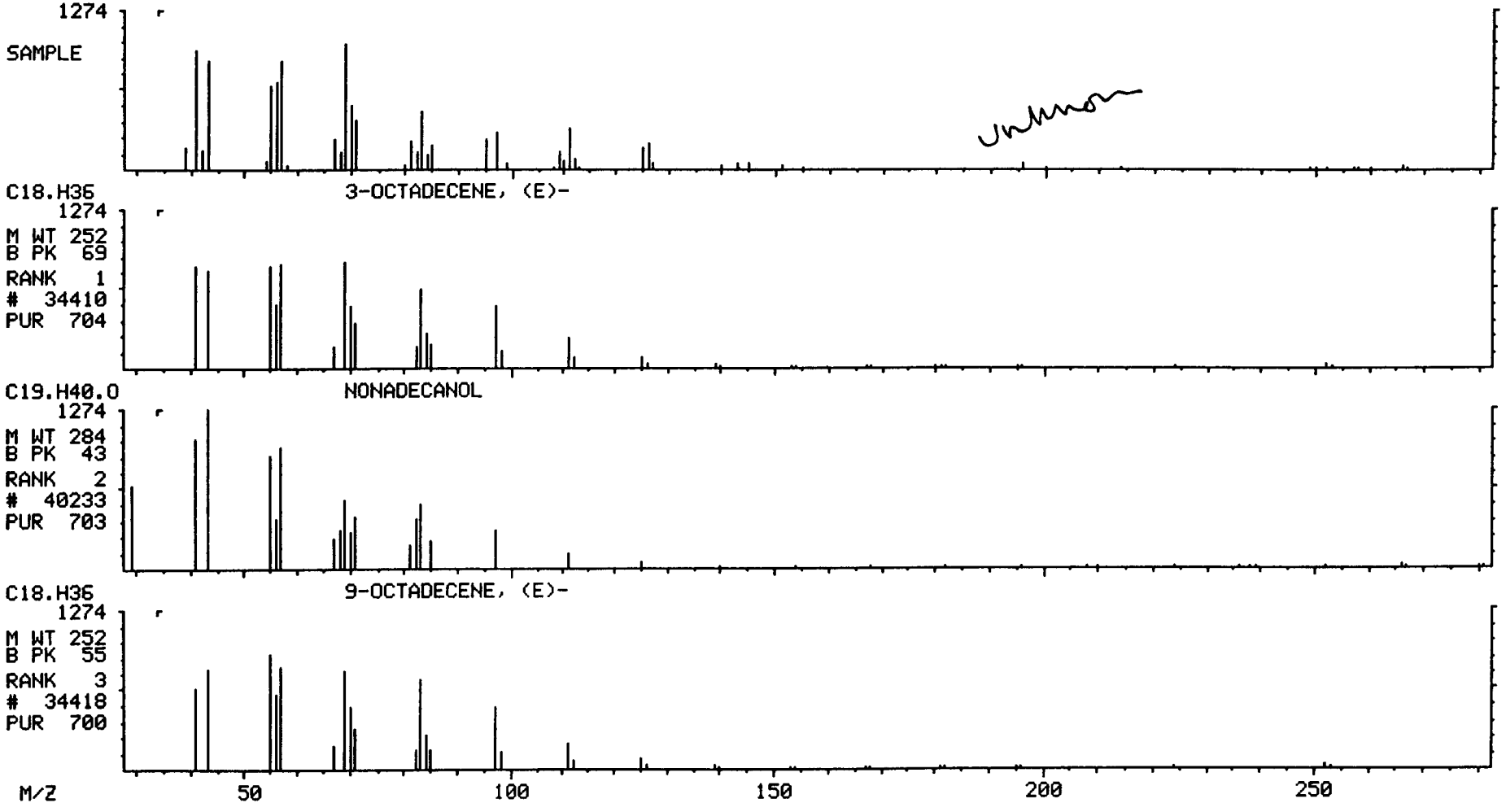

Library Search Data: 30068110 #1113 Base m/z: 57
08/31/98 23:28:00 + 12:23 Cali: 30068110 # 3 RIC: 55040.
Sample: S-MM5-4 1/3SA/100M INST. ID: F16
Conds.: UG/ML *100ML *100%/100% *(NA/NA)/1/3SA NA M
Enhanced (S 15B 2N OT)

62231 spectra in LIBRARYNB searched for maximum PURITY
938 matched at least 7 of the 16 largest peaks in the unknown

Rank	In.	Name
1	15969	HYDROXYLAMINE, O-DECYL-
2	15358	UNDECANE, 3-METHYL-
3	37462	HEPTADECANE, 2,6-DIMETHYL-
4	22536	TRIDECANE, 3-METHYL-
5	37465	NONADECANE
6	22530	TETRADECANE
7	19016	UNDECANE, 4,7-DIMETHYL-
8	25997	PENTADECANE
9	42196	HEPTADECANE, 2,6,10,14-TETRAMETHYL-

Rank	Formula	M.Wt	B.Pk	Purity	Fit	RFit
1	C10.H23.O.N	173	43	794	948	813
2	C12.H26	170	57	789	943	792
3	C19.H40	268	57	782	913	827
4	C14.H30	198	57	778	932	791
5	C19.H40	268	57	775	919	829
6	C14.H30	198	43	772	930	821
7	C13.H28	184	43	771	954	778
8	C15.H32	212	57	766	933	809
9	C21.H44	296	57	762	929	802

Rank	Ret.Time	B.P.Int.	US.Par.1	US.Par.2	C.A.S. #
1	—	—	—	—	29812-79-1
2	—	—	—	—	1002-43-3
3	—	—	—	—	54105-67-8
4	—	—	—	—	6418-41-3
5	—	—	—	—	629-92-5
6	—	—	—	—	629-59-4
7	—	—	—	—	17301-32-5
8	—	—	—	—	629-62-9
9	—	—	—	—	18344-37-1

MID LIBRARY SEARCH (LIBRARYNB)
08/31/98 23:28:00 + 12:23
SAMPLE: S-MM5-4 1/3SA/100M INST. ID: F16
CONDS.: UG/ML *100ML *100%/100% *(NA/NA)/1/3SA NA M
ENHANCED (S 15B 2N 0T)

DATA: 30068110 #1113
CALI: 30068110 # 3

BASE M/Z: 57
RIC: 55040.

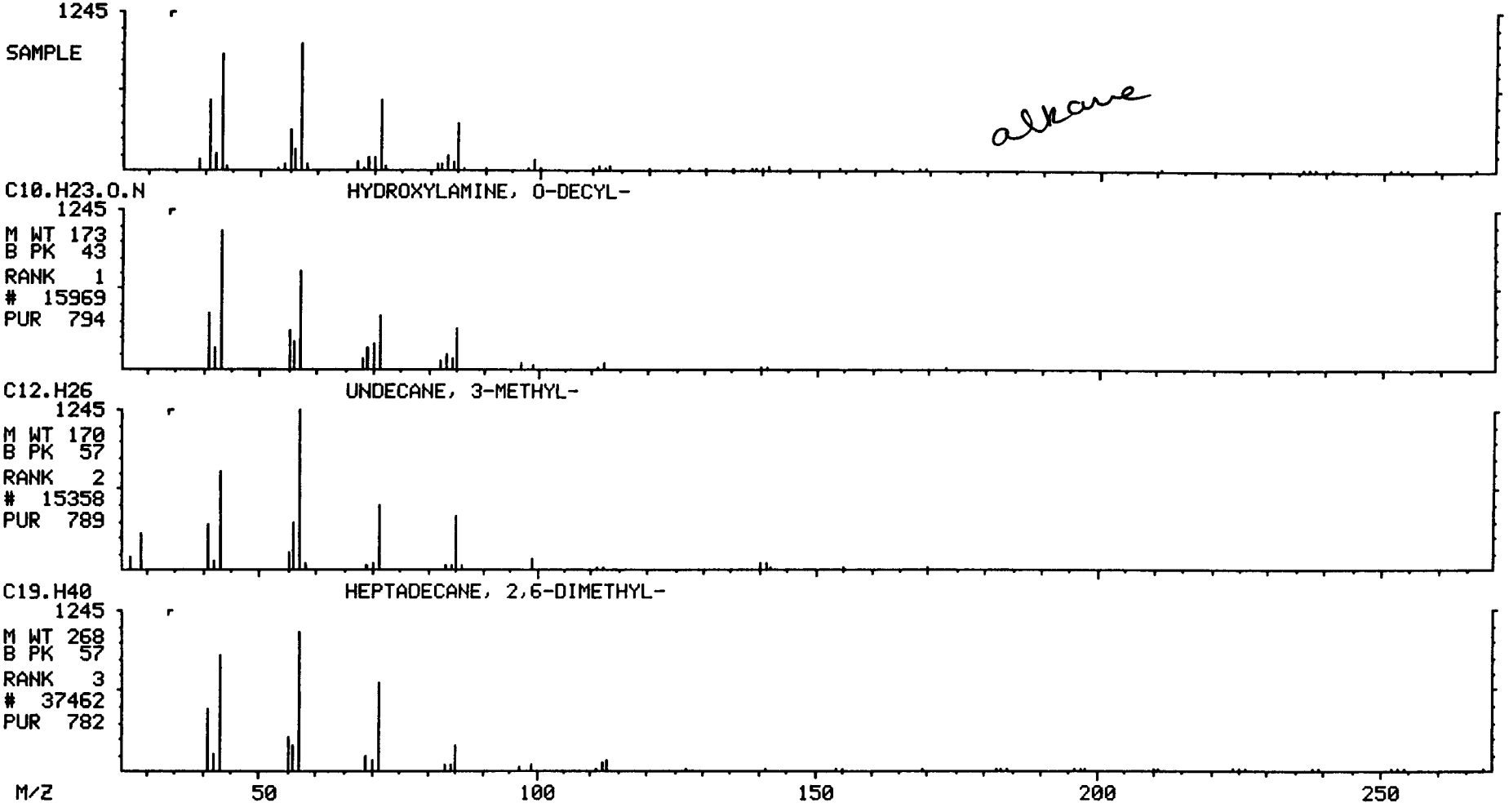

1388

Library Search Data: 30068110 #1118 Base m/z: 57
08/31/98 23:28:00 + 12:26 Cali: 30068110 # 3 RIC: 73216.
Sample: S-MM5-4 1/3SA/100M INST. ID: F16
Conds.: UG/ML *100ML *100%/100% *(NA/NA)/1/3SA NA M
Enhanced (S 15B 2N OT)

62231 spectra in LIBRARYNB searched for maximum PURITY
590 matched at least 7 of the 16 largest peaks in the unknown

Rank	In.	Name
1	37462	HEPTADECANE, 2,6-DIMETHYL-
2	37465	NONADECANE
3	42196	HEPTADECANE, 2,6,10,14-TETRAMETHYL-
4	46161	TRICOSANE
5	32059	HEPTADECANE
6	25991	DODECANE, 2,6,10-TRIMETHYL-
7	37466	PENTADECANE, 2,6,10,14-TETRAMETHYL-
8	42192	HEPTADECANE, 2,6,10,15-TETRAMETHYL-
9	26001	DODECANE, 2,7,10-TRIMETHYL-

Rank	Formula	M.Wt	B.Pk	Purity	Fit	RFit
1	C19.H40	268	57	834	941	842
2	C19.H40	268	57	833	957	853
3	C21.H44	296	57	823	935	838
4	C23.H48	324	43	813	915	860
5	C17.H36	240	57	802	927	836
6	C15.H32	212	57	802	962	804
7	C19.H40	268	71	801	930	814
8	C21.H44	296	57	801	952	828
9	C15.H32	212	57	800	963	800

Rank	Ret.Time	B.P.Int.	US.Par.1	US.Par.2	C.A.S. #
1	—	—	—	—	54105-67-8
2	—	—	—	—	629-92-5
3	—	—	—	—	18344-37-1
4	—	—	—	—	638-67-5
5	—	—	—	—	629-78-7
6	—	—	—	—	3891-98-3
7	—	—	—	—	1921-70-6
8	—	—	—	—	54833-48-6
9	—	—	—	—	74645-98-0

MID LIBRARY SEARCH (LIBRARYNB)
08/31/98 23:28:00 + 12:26
SAMPLE: S-MM5-4 1/35A/100M INST. ID: F16
CONDS.: UG/ML *100ML *100%/100% *(NA/NA)/1/35A NA M
ENHANCED (S 15B 2N 0T)

DATA: 30068110 #1118
CALI: 30068110 # 3

BASE M/Z: 57
RIC: 73216.

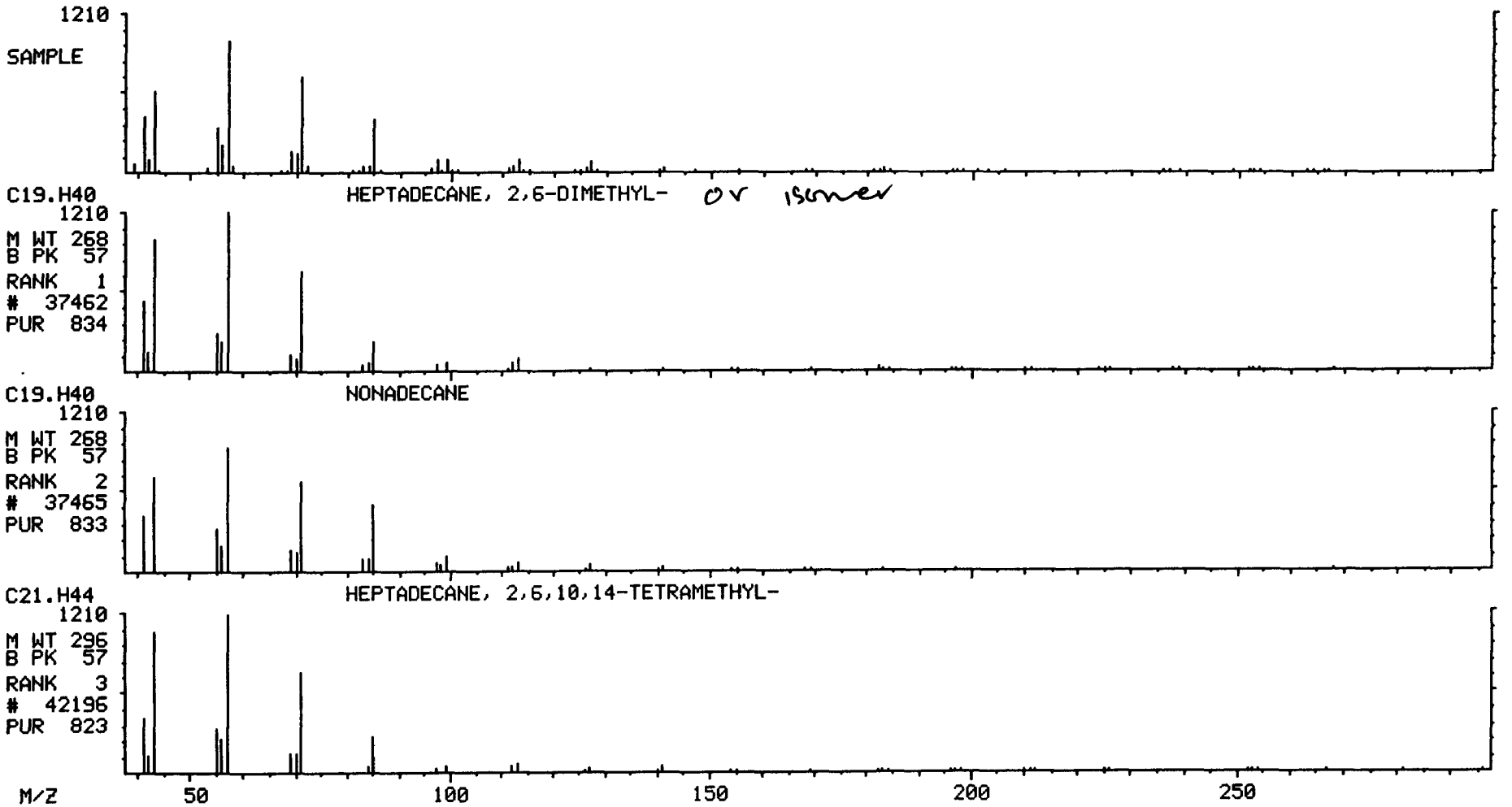

1350

Library Search Data: 30068110 #1190 Base m/z: 57
08/31/98 23:28:00 + 13:14 Cali: 30068110 # 3 RIC: 45056.
Sample: S-MM5-4 1/3SA/100M INST. ID: F16
Conds.: UG/ML *100ML *100%/100% *(NA/NA)/1/3SA NA M
Enhanced (S 15B 2N OT)

62231 spectra in LIBRARYNB searched for maximum PURITY
294 matched at least 8 of the 16 largest peaks in the unknown

Rank	In.	Name
1	37465	NONADECANE
2	37462	HEPTADECANE, 2,6-DIMETHYL-
3	15969	HYDROXYLAMINE, O-DECYL-
4	42196	HEPTADECANE, 2,6,10,14-TETRAMETHYL-
5	19016	UNDECANE, 4,7-DIMETHYL-
6	15353	2,6-DIMETHYLDECANE
7	19005	UNDECANE, 3,8-DIMETHYL-
8	19523	1-DECANOL, 2-ETHYL-
9	46161	TRICOSANE

Rank	Formula	M.Wt	B.Pk	Purity	Fit	RFit
1	C19.H40	268	57	728	940	761
2	C19.H40	268	57	727	920	759
3	C10.H23.O.N	173	43	727	962	727
4	C21.H44	296	57	707	931	738
5	C13.H28	184	43	698	959	704
6	C12.H26	170	43	693	926	697
7	C13.H28	184	57	689	970	689
8	C12.H26.O	186	57	687	925	696
9	C23.H48	324	43	686	877	772

Rank	Ret.Time	B.P.Int.	US.Par.1	US.Par.2	C.A.S. #
1	—	—	—	—	629-92-5
2	—	—	—	—	54105-67-8
3	—	—	—	—	29812-79-1
4	—	—	—	—	18344-37-1
5	—	—	—	—	17301-32-5
6	—	—	—	—	13150-81-7
7	—	—	—	—	17301-30-3
8	—	—	—	—	21078-65-9
9	—	—	—	—	638-67-5

MID LIBRARY SEARCH (LIBRARYNB)
08/31/98 23:28:00 + 13:14
SAMPLE: S-MM5-4 1/35A/100M INST. ID: F16
CONDS.: UG/ML *100ML *100%/100% *(NA/NA)/1/35A NA M
ENHANCED (S 15B 2N 0T)

DATA: 30068110 #1190
CALI: 30068110 # 3

BASE M/Z: 57
RIC: 45056.

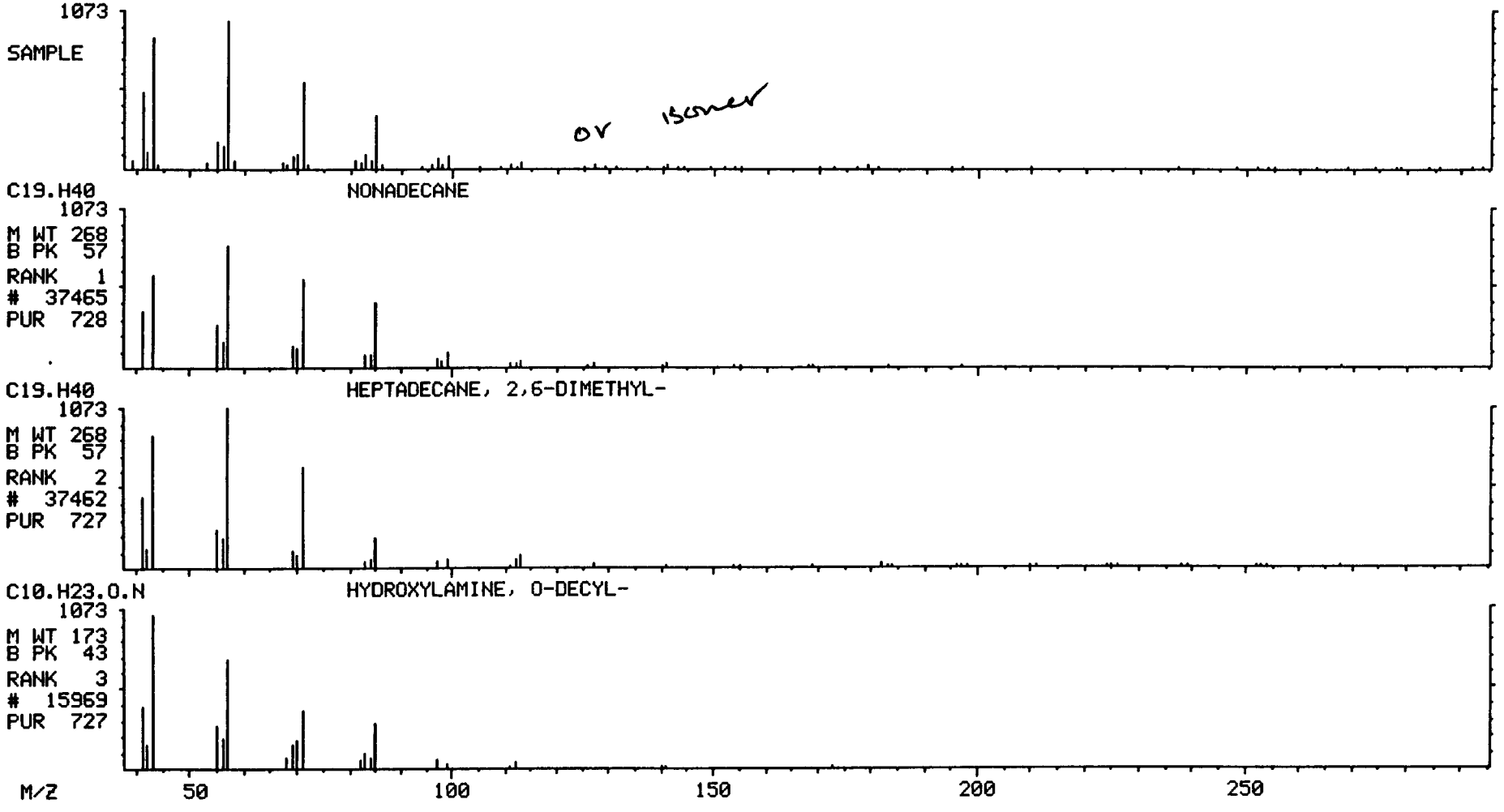

FIGURE 3

Library Search Data: 30068110 #1264 Base m/z: 57
08/31/98 23:28:00 + 14:04 Cali: 30068110 # 3 RIC: 34496.
Sample: S-MM5-4 1/3SA/100M INST. ID: F16
Conds.: UG/ML *100ML *100%/100% *(NA/NA)/1/3SA NA M
Enhanced (S 15B 2N OT)

62231 spectra in LIBRARYNB searched for maximum PURITY
819 matched at least 7 of the 16 largest peaks in the unknown

Rank	In.	Name
1	37462	HEPTADECANE, 2,6-DIMETHYL-
2	42196	HEPTADECANE, 2,6,10,14-TETRAMETHYL-
3	32058	HEXADECANE, 3-METHYL-
4	15969	HYDROXYLAMINE, O-DECYL-
5	37465	NONADECANE
6	25997	PENTADECANE
7	34811	HEPTADECANE, 2-METHYL-
8	34816	HEPTADECANE, 4-METHYL-
9	42192	HEPTADECANE, 2,6,10,15-TETRAMETHYL-

Rank	Formula	M.Wt	B.Pk	Purity	Fit	RFit
1	C19.H40	268	57	706	921	728
2	C21.H44	296	57	701	933	725
3	C17.H36	240	57	698	928	717
4	C10.H23.O.N	173	43	687	968	690
5	C19.H40	268	57	685	936	723
6	C15.H32	212	57	674	947	704
7	C18.H38	254	43	673	885	725
8	C18.H38	254	43	669	894	704
9	C21.H44	296	57	669	904	706

Rank	Ret.Time	B.P.Int.	US.Par.1	US.Par.2	C.A.S. #
1	—	—	—	—	54105-67-8
2	—	—	—	—	18344-37-1
3	—	—	—	—	6418-43-5
4	—	—	—	—	29812-79-1
5	—	—	—	—	629-92-5
6	—	—	—	—	629-62-9
7	—	—	—	—	1560-89-0
8	—	—	—	—	26429-11-8
9	—	—	—	—	54833-48-6

MID LIBRARY SEARCH (LIBRARYNB)
08/31/98 23:28:00 + 14:04
SAMPLE: S-MM5-4 1/3SA/100M INST. ID: F16
CONDS.: UG/ML *100ML *100%/100% *(NA/NA)/1/3SA NA M
ENHANCED (S 15B 2N 0T)

DATA: 30068110 #1264
CALI: 30068110 # 3

BASE M/Z: 57
RIC: 34496.

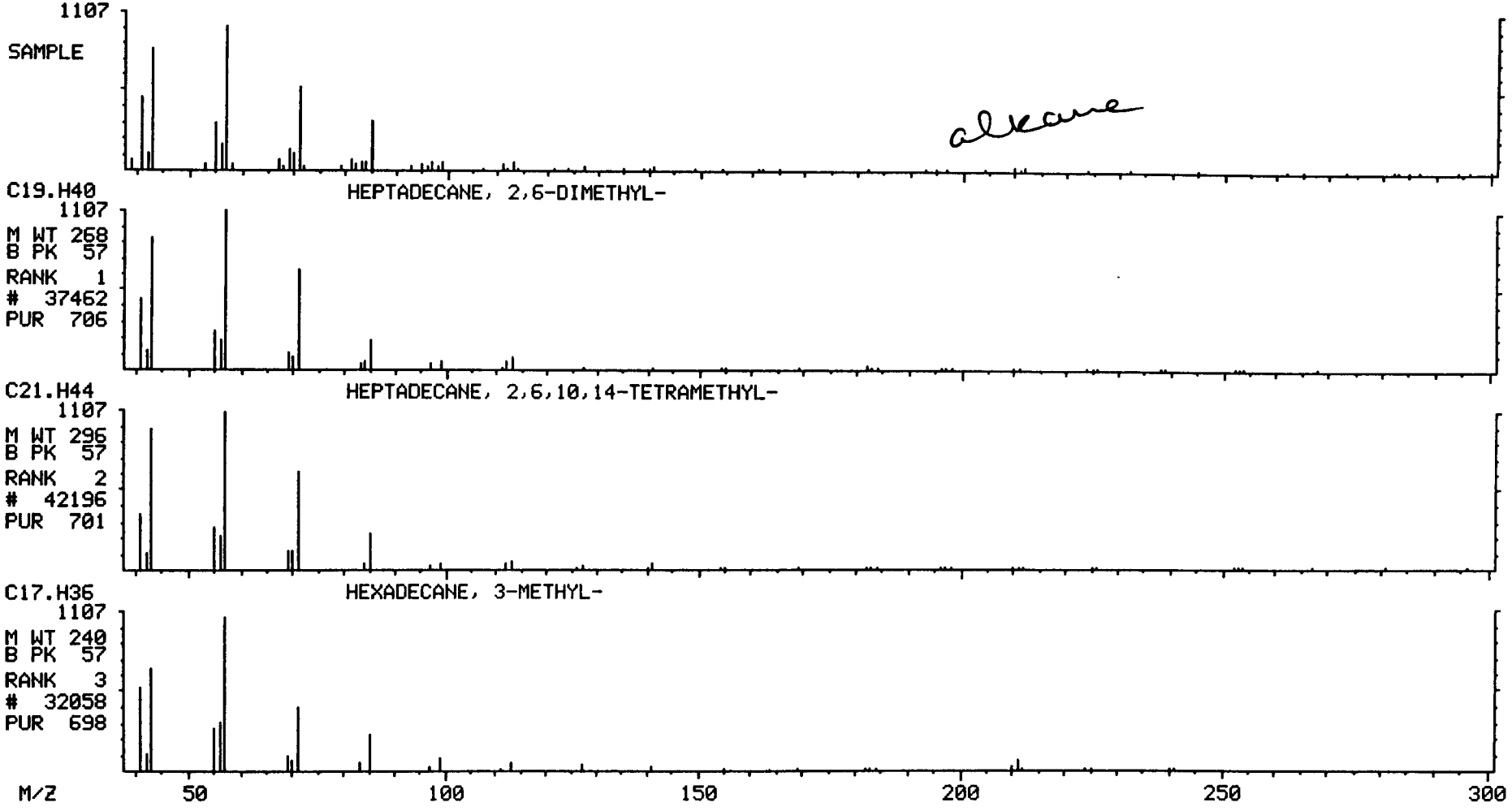

1387

Library Search Data: 30068110 #1335 Base m/z: 57
08/31/98 23:28:00 + 14:51 Cali: 30068110 # 3 RIC: 22112.
Sample: S-MM5-4 1/3SA/100M INST. ID: F16
Conds.: UG/ML *100ML *100%/100% *(NA/NA)/1/3SA NA M
Enhanced (S 15B 2N OT)

62231 spectra in LIBRARYNB searched for maximum PURITY
470 matched at least 7 of the 16 largest peaks in the unknown

Rank	In.	Name
1	37456	2-METHYLOCTADECANE
2	37462	HEPTADECANE, 2,6-DIMETHYL-
3	19523	1-DECANOL, 2-ETHYL-
4	29263	HEXADECANE
5	42196	HEPTADECANE, 2,6,10,14-TETRAMETHYL-
6	32058	HEXADECANE, 3-METHYL-
7	37458	OCTADECANE, 2-METHYL-
8	37465	NONADECANE
9	15969	HYDROXYLAMINE, O-DECYL-

Rank	Formula	M.Wt	B.Pk	Purity	Fit	RFit
1	C19.H40	268	43	571	855	615
2	C19.H40	268	57	568	831	599
3	C12.H26.O	186	57	548	935	557
4	C16.H34	226	57	547	863	599
5	C21.H44	296	57	542	823	582
6	C17.H36	240	57	541	885	584
7	C19.H40	268	43	534	819	607
8	C19.H40	268	57	533	900	578
9	C10.H23.O.N	173	43	532	926	554

Rank	Ret.Time	B.P.Int.	US.Par.1	US.Par.2	C.A.S. #
1	—	—	—	—	- -
2	—	—	—	—	54105-67-8
3	—	—	—	—	21078-65-9
4	—	—	—	—	544-76-3
5	—	—	—	—	18344-37-1
6	—	—	—	—	6418-43-5
7	—	—	—	—	1560-88-9
8	—	—	—	—	629-92-5
9	—	—	—	—	29812-79-1

MID LIBRARY SEARCH (LIBRARYNB)
08/31/98 23:28:00 + 14:51
SAMPLE: S-MM5-4 1/3SA/100M INST. ID: F16
CONDS.: UG/ML *100ML *100%/100% *(NA/NA)/1/3SA NA M
ENHANCED (S 15B 2N 0T)

DATA: 30068110 #1335
CALI: 30068110 # 3

BASE M/Z: 57
RIC: 22112.

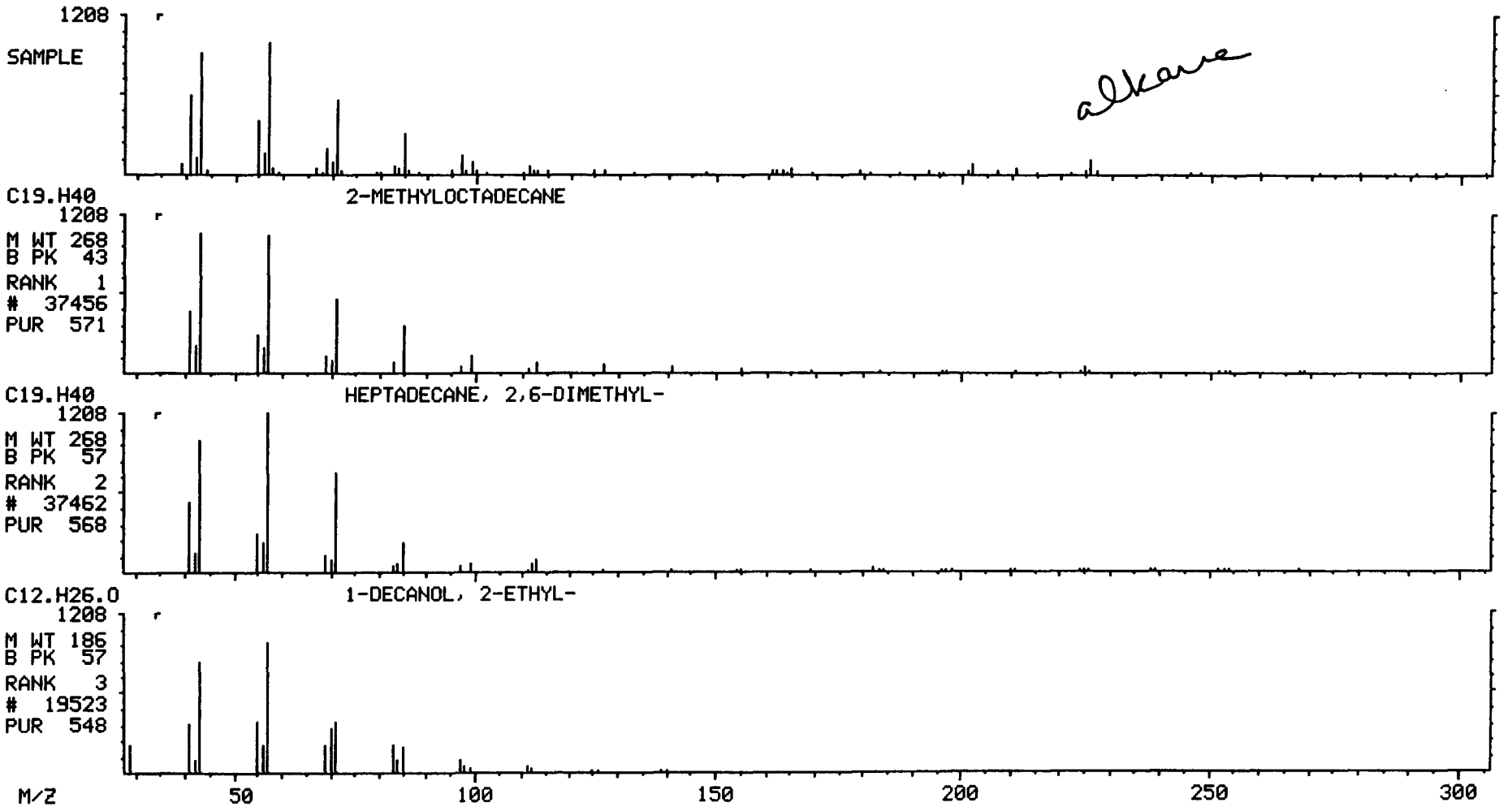

TIC SELECTION REPORT

DATA FILE: 30068110

THE FOLLOWING PEAKS WERE REJECTED BECAUSE AT LEAST 40 % OF THEIR SIZE WAS ACCOUNTED FOR BY TARGET COMPOUNDS ELUTING WITHIN 4 SCANS OF THE PEAK TOP.

SCAN	SIZE	AMOUNT
340	197830.	21.556
530	455680.	49.651
829	367104.	40.000
1087	361984.	40.000
1552	257952.	40.000
1783	238432.	40.000

TOTAL NUMBER OF UNIDENTIFIED PEAKS WITH SIZE GREATER THAN 10 % OF THE CLOSEST INTERNAL STANDARD THAT DOES NOT HAVE INTERFERENCES = 84

INTERNAL STANDARDS THAT HAVE RIC SIZE LESS THAN 50 % OR GREATER THAN 200 % OF THE ESTIMATED RIC SIZE ARE CONSIDERED TO HAVE INTERFERENCES AND WILL NOT BE USED FOR QUANTITATION.

#	INTERNAL STANDARD	RIC SIZE	PERCENT OF ESTIMATED RIC SIZE	SCAN
1	CI40 NAPHTHALENE-D8	455680.	248 *	530
2	CI50 ACENAPHTHENE-D10	367104.	161	829
3	CI60 PHENANTHRENE-D10	361984.	145	1087
4	CI70 CHRYSENE-D12	257952.	153	1552
5	CI75 PERYLENE-D12	238432.	162	1783

* INDICATES INTERFERENCE

SIZE = AREA

Semivolatile Organics
Method 0010/8270

Client Name: Pacific Environmental Services
Client ID: S-MM5-5-F,FH,XAD,COND,BH
LAB ID: 300681-0011-SA
Matrix: AIRTRAIN Sampled: 28 JUL 98 Received: 30 JUL 98
Authorized: 30 JUL 98 Prepared: 31 JUL 98 Analyzed: 31 AUG 98

Dilution Factor: 100

Parameter	Wet wt. Result	Units	Reporting Limit	Qualifier
Phenol	ND	ug/Sample	3000	GR
bis(2-Chloroethyl)ether	ND	ug/Sample	3000	
2-Chlorophenol	ND	ug/Sample	3000	
1,3-Dichlorobenzene	ND	ug/Sample	3000	
1,4-Dichlorobenzene	ND	ug/Sample	3000	
Benzyl alcohol	ND	ug/Sample	3000	
1,2-Dichlorobenzene	ND	ug/Sample	3000	
2-Methylphenol	ND	ug/Sample	3000	
2,2'-Oxybis(1-chloropropane)	ND	ug/Sample	3000	
3/4-Methylphenol	ND	ug/Sample	3000	
N-Nitroso-di-n-propylamine	ND	ug/Sample	3000	
Hexachloroethane	ND	ug/Sample	3000	
Nitrobenzene	ND	ug/Sample	3000	
Isophorone	ND	ug/Sample	3000	
2-Nitrophenol	ND	ug/Sample	3000	
2,4-Dimethylphenol	ND	ug/Sample	3000	
Benzoic acid	ND	ug/Sample	15000	
bis(2-Chloroethoxy)-methane	ND	ug/Sample	3000	
2,4-Dichlorophenol	ND	ug/Sample	3000	
1,2,4-Trichlorobenzene	ND	ug/Sample	3000	
Naphthalene	2600	ug/Sample	3000	J
4-Chloroaniline	ND	ug/Sample	3000	
Hexachlorobutadiene	ND	ug/Sample	3000	
4-Chloro-3-methylphenol	ND	ug/Sample	3000	
2-Methylnaphthalene	4400	ug/Sample	3000	
Hexachlorocyclopentadiene	ND	ug/Sample	3000	
2,4,6-Trichlorophenol	ND	ug/Sample	3000	
2,4,5-Trichlorophenol	ND	ug/Sample	15000	
2-Chloronaphthalene	ND	ug/Sample	3000	
2-Nitroaniline	ND	ug/Sample	3000	
Dimethyl phthalate	ND	ug/Sample	3000	
Acenaphthylene	ND	ug/Sample	3000	
3-Nitroaniline	ND	ug/Sample	15000	
Acenaphthene	ND	ug/Sample	3000	
2,4-Dinitrophenol	ND	ug/Sample	15000	

Note G = Reporting limit(s) raised due to matrix interference.
Note J = Result is detected below the reporting limit or is an estimated concentration.
Note R = Reporting limit(s) raised due to sample volume limitations.
ND = Not Detected

Reported By: Emily Uebelhoer Approved By: Mike Orbanosky

The cover letter is an integral part of this report.
Rev 230787

Semivolatile Organics (cont.)
Method 0010/8270

Client Name: Pacific Environmental Services
Client ID: S-MM5-5-F,FH,XAD,COND,BH
LAB ID: 300681-0011-SA
Matrix: AIRTRAIN Sampled: 28 JUL 98 Received: 30 JUL 98
Authorized: 30 JUL 98 Prepared: 31 JUL 98 Analyzed: 31 AUG 98

Dilution Factor: 100

Parameter	Wet wt. Result	Units	Reporting Limit	Qualifier
4-Nitrophenol	ND	ug/Sample	15000	
Dibenzofuran	ND	ug/Sample	3000	
2,4-Dinitrotoluene	ND	ug/Sample	3000	
2,6-Dinitrotoluene	ND	ug/Sample	3000	
Diethyl phthalate	ND	ug/Sample	3000	
4-Chlorophenyl phenyl ether	ND	ug/Sample	3000	
Fluorene	560	ug/Sample	3000	J
4-Nitroaniline	ND	ug/Sample	15000	
4,6-Dinitro-2-methylphenol	ND	ug/Sample	15000	
N-Nitrosodiphenylamine	ND	ug/Sample	3000	
4-Bromophenyl phenyl ether	ND	ug/Sample	3000	
Hexachlorobenzene	ND	ug/Sample	3000	
Pentachlorophenol	ND	ug/Sample	15000	
Phenanthrene	1200	ug/Sample	3000	J
Anthracene	ND	ug/Sample	3000	
Di-n-butyl phthalate	ND	ug/Sample	3000	
Fluoranthene	ND	ug/Sample	3000	
Pyrene	ND	ug/Sample	3000	
Butyl benzyl phthalate	ND	ug/Sample	3000	
3,3'-Dichlorobenzidine	ND	ug/Sample	6000	
Benzo(a)anthracene	ND	ug/Sample	3000	
bis(2-Ethylhexyl)-phthalate	ND	ug/Sample	3000	
Chrysene	ND	ug/Sample	3000	
Di-n-octyl phthalate	ND	ug/Sample	3000	
Benzo(b)fluoranthene	ND	ug/Sample	3000	
Benzo(k)fluoranthene	ND	ug/Sample	3000	
Benzo(a)pyrene	ND	ug/Sample	3000	
Indeno(1,2,3-cd)pyrene	ND	ug/Sample	3000	
Dibenz(a,h)anthracene	ND	ug/Sample	3000	
Benzo(g,h,i)perylene	ND	ug/Sample	3000	
Acetophenone	ND	ug/Sample	3000	
4-Aminobiphenyl	ND	ug/Sample	15000	
Aniline	ND	ug/Sample	3000	
Benzidine	ND	ug/Sample	30000	
3,3'-Dimethylbenzidine	ND	ug/Sample	6000	
N-Nitrosodimethylamine	ND	ug/Sample	3000	
N-Nitrosomorpholine	ND	ug/Sample	3000	

Note J = Result is detected below the reporting limit or is an estimated concentration.
ND = Not Detected

Reported By: Emily Uebelhoer Approved By: Mike Orbanosky

The cover letter is an integral part of this report.
Rev 230787

Semivolatile Organics
Method 0010/8270

(cont.

Client Name: Pacific Environmental Services
Client ID: S-MM5-5-F,FH,XAD,COND,BH
LAB ID: 300681-0011-SA
Matrix: AIRTRAIN Sampled: 28 JUL 98 Received: 30 JUL 98
Authorized: 30 JUL 98 Prepared: 31 JUL 98 Analyzed: 31 AUG 98

Dilution Factor: 100

Parameter	Wet wt. Result	Units	Reporting Limit	Qualifier
Pentachloronitrobenzene (PCNB)	ND	ug/Sample	15000	
o-Toluidine	ND	ug/Sample	6000	
2-Methoxybenzenamine	ND	ug/Sample	--	
Biphenyl	ND	ug/Sample	--	
Chloroacetophenone	ND	ug/Sample	--	
Cumene	ND	ug/Sample	--	
DBCP (1,2-Dibromo-3-chloropropane)	ND	ug/Sample	--	
Benzo(e)pyrene	ND	ug/Sample	--	
N-N-Diethylaniline	ND	ug/Sample	--	
Dimethylaniline	ND	ug/Sample	--	
3,3'-Dimethoxybenzidine	ND	ug/Sample	--	
Hydroquinone	ND	ug/Sample	--	
4,4'-Methyl-bis(2-chloroaniline)	ND	ug/Sample	--	
4-Nitrodiphenyl	ND	ug/Sample	--	
Trifluralin	ND	ug/Sample	--	

Surrogate	Recovery	Acceptable Range	
Nitrobenzene-d5	ND %	45 - 107	H
2-Fluorobiphenyl	ND %	62 - 110	
Terphenyl-d14	ND %	58 - 135	
Phenol-d5	ND %	43 - 130	
2-Fluorophenol	ND %	36 - 111	
2,4,6-Tribromophenol	ND %	58 - 131	

Note H = Spiked analyte not detected because of required sample dilution.
ND = Not Detected

Reported By: Emily Uebelhoer Approved By: Mike Orbanosky

The cover letter is an integral part of this report.
Rev 230787

Semivolatiles Library Search (20 Compound TID)
Method 8270

Client Name: Pacific Environmental Services
Client ID: S-MM5-5-F,FH,XAD,COND,BH
LAB ID: 300681-0011-SA
Matrix: AIRTRAIN Sampled: 28 JUL 98 Received: 30 JUL 98
Authorized: 30 JUL 98 Prepared: NA Analyzed: 31 AUG 98

Dilution Factor: 100

Parameter	Result	Units	Reporting Limit	Qualifier
Unknown	11000	ug/Sample	--	
Unknown	13000	ug/Sample	--	
Decane. 2,9-dimethyl-	9200	ug/Sample	--	0
Undecane, 2,6-dimethyl-	9500	ug/Sample	--	0
Unknown	15000	ug/Sample	--	
Unknown alkane	20000	ug/Sample	--	
Unknown	12000	ug/Sample	--	
Unknown alkane	11000	ug/Sample	--	
Unknown	10000	ug/Sample	--	
Unknown	12000	ug/Sample	--	
Dodecane, 2,6,10-trimethyl-	19000	ug/Sample	--	0
Tetradecane	25000	ug/Sample	--	0
Unknown	15000	ug/Sample	--	
Heptadecane, 2,6,10,14 -tetramethyl-	22000	ug/Sample	--	0
Dodecane, 3-methyl-	25000	ug/Sample	--	0
Oxirane, hexadecyl-	13000	ug/Sample	--	0
Unknown alkane	27000	ug/Sample	--	
Unknown alkane	14000	ug/Sample	--	
Heptadecane, 2,6-dimethyl-	28000	ug/Sample	--	0
Nonadecane	11000	ug/Sample	--	0

Note 0 = Or structurally similar compound (isomer).
NA = Not Applicable

Reported By: Emily Uebelhoer Approved By: Mike Orbanosky

The cover letter is an integral part of this report.
Rev 230787

QUANTERRA GC/MS

Target Compound Data Summary Sheet

Data File: 30068111
Std Id: ST16980831

Sample: S-MM5-5 1/3SA/100M INST. ID: F16
Client: PACIFI
Date Analyzed: 08/31/98 23:58
Analyst: DAT Instrument ID: F16
Run Factor: 300.
Quan List Threshold: 0.95
Surrogate Vol.: 100.

Surrogate Spike Recoveries
8270-G, LIMS 10/10/96

Surrogate	Surrogate Amount (ug) Spiked	Measured	% Recovery Measured	QC limits	
CS20 NITROBENZENE-D5	50.0	BDL	0*	45	107
CS25 2-FLUOROBIPHENY	50.00	108.0	216.	* 62	110
CS30 TERPHENYL-D14	50.0	BDL	0*	58	135
CS45 PHENOL-D5	100.	BDL	0*	43	130
CS50 2-FLUOROPHENOL	100.	BDL	0*	36	111
CS55 2,4,6-TRIBROMOP	100.	BDL	0*	58	131

Target Compounds: SAP9

Parameter	Scan	Result	Units	Reporting Limit
HEXACHLOROBENZENE-C13		ND	UG/A	3000.0
C310 N-NITROSODIMETHYLAMINE		ND	UG/A	3000.0
PYRIDINE		ND	UG/A	6000.0
2-PICOLINE		ND	UG/A	3000.0
N-NITROSOMETHYLETHYLAMINE		ND	UG/A	3000.0
METHYLMETHANESULFONATE		ND	UG/A	3000.0
N-NITROSODIETHYLAMINE		ND	UG/A	3000.0
ETHYLMETHANE SULFONATE		ND	UG/A	3000.0
PENTACHLOROETHANE		ND	UG/A	3000.0
C320 ANILINE		ND	UG/A	3000.0
C315 PHENOL		ND	UG/A	3000.0
C325 BIS(2-CHLOROETHYL)ETHER		ND	UG/A	3000.0
C330 2-CHLOROPHENOL		ND	UG/A	3000.0
C335 1,3-DICHLOROBENZENE		ND	UG/A	3000.0
C340 1,4-DICHLOROBENZENE		ND	UG/A	3000.0
C345 BENZYL ALCOHOL		ND	UG/A	3000.0
C350 1,2-DICHLOROBENZENE		ND	UG/A	3000.0
C355 2-METHYLPHENOL		ND	UG/A	3000.0
C360 2,2'-OXYBIS(1-CLPROPAN)		ND	UG/A	3000.0
C361 ACETOPHENONE		ND	UG/A	3000.0
N-NITROSOPYRROLIDINE		ND	UG/A	3000.0
N-NITROSOMORPHOLINE		ND	UG/A	3000.0
3-METHYL PHENOL		ND	UG/A	3000.0
C365 4-METHYLPHENOL		ND	UG/A	3000.0
C370 N-NITROSO-DI-N-PROPYLAM		ND	UG/A	3000.0
O-TOLUIDINE		ND	UG/A	3000.0
C375 HEXACHLOROETHANE		ND	UG/A	3000.0
C410 NITROBENZENE		ND	UG/A	3000.0
N-NITROSOPIPERIDINE		ND	UG/A	3000.0

Reviewed by: 9.18.98
DEG 10/6/98

QUANTERRA GC/MS

Target Compound Data Summary Sheet

Data File: 30068111
Std Id: ST16980831

Sample: S-MM5-5 1/3SA/100M INST. ID: F16
Client: PACIFI Date Analyzed: 08/31/98 23:58
Analyst: DAT Instrument ID: F16 Run Factor: 300.
Quan List Threshold: 0.95 Surrogate Vol.: 100.

Target Compounds: SAP9

Parameter	Scan	Result	Units	Reporting Limit	
C415 ISOPHORONE		ND	UG/A	3000.0	
C420 2-NITROPHENOL		ND	UG/A	3000.0	
C425 2,4-DIMETHYLPHENOL		ND	UG/A	3000.0	
C435 BIS(2-CHLOROETHOXY)METH		ND	UG/A	3000.0	
C440 2,4-DICHLOROPHENOL		ND	UG/A	3000.0	
C430 BENZOIC ACID		ND	UG/A	15000.0	
AA-DIMETHYLPHENETHYLAMINE		ND	UG/A	3000.0	
C445 1,2,4-TRICHLOROBENZENE		ND	UG/A	3000.0	
C450 NAPHTHALENE		~~ND~~ 2600	UG/A	3000.0	J
C455 4-CHLOROANALINE		ND	UG/A	3000.0	
2,6-DICHLOROPHENOL		ND	UG/A	3000.0	
HEXACHLOROPROPENE		ND	UG/A	3000.0	
C460 HEXACHLOROBUTADIENE		ND	UG/A	3000.0	
P-PHENYLENE DIAMINE		ND	UG/A	3000.0	
N-NITROSODI-N-BUTYLAMINE		ND	UG/A	3000.0	
C465 4-CHLORO-3-METHYLPHENO		ND	UG/A	3000.0	
SAFROLE		ND	UG/A	3000.0	
C470 2-METHYLNAPHTHALENE	653	4400.	UG/A	3000.0	J
1,2,4,5-TETRACHLOROBENZENE		ND	UG/A	3000.0	
ISOSAFROLE (#1)		ND	UG/A	6000.0	
C510 HEXACHLOROCYCLOPENTADI		ND	UG/A	3000.0	
C515 2,4,6-TRICHLOROPHENOL		ND	UG/A	3000.0	
C520 2,4,5-TRICHLOROPHENOL		ND	UG/A	3000.0	
ISOSAFROLE (#2)		ND	UG/A	6000.0	
C525 2-CHLORONAPHTHALENE		ND	UG/A	3000.0	
1-CHLORONAPHTHALENE		ND	UG/A	1500.0	
C530 2-NITROANALINE		ND	UG/A	15000.0	
1,4-NAPHTHOQUINONE		ND	UG/A	3000.0	
C535 DIMETHYLPHTHALATE		ND	UG/A	3000.0	
1,3-DINITROBENZENE		ND	UG/A	3000.0	
C540 ACENAPHTHYLENE		ND	UG/A	3000.0	
C543 2,6-DINITROTOLUENE		ND	UG/A	3000.0	
C545 3-NITROANILINE		ND	UG/A	15000.0	
C550 ACENAPHTHENE		ND	UG/A	3000.0	
C555 2,4-DINITROPHENOL		ND	UG/A	15000.0	
C565 DIBENZOFURAN		ND	UG/A	3000.0	
C560 4-NITROPHENOL		ND	UG/A	15000.0	
PENTACHLOROBENZENE		ND	UG/A	3000.0	
C570 2,4-DINITROTOLUENE		ND	UG/A	3000.0	
1-NAPHTHYLAMINE		ND	UG/A	3000.0	
2-NAPHTHYLAMINE		ND	UG/A	3000.0	
2,3,4,6-TETRACHLOROPHENOL		ND	UG/A	6000.0	
C580 DIETHYLPHTHALATE		ND	UG/A	3000.0	
C590 FLUORENE		~~ND~~ 560	UG/A	3000.0	J

QUANTERRA GC/MS

Target Compound Data Summary Sheet

Data File: 30068111
Std Id: ST16980831

Sample: S-MM5-5 1/3SA/100M INST. ID: F16
Client: PACIFI Date Analyzed: 08/31/98 23:58
Analyst: DAT Instrument ID: F16 Run Factor: 300.
Quan List Threshold: 0.95 Surrogate Vol.: 100.

Target Compounds: SAP9

Parameter	Scan	Result	Units	Reporting Limit
C585 4-CHLOROPHENYL-PHENYLE		ND	UG/A	3000.0
5-NITRO-O-TOLUIDINE		ND	UG/A	3000.0
C595 4-NITROANALINE		ND	UG/A	15000.0
C610 4,6-DINITRO-2-METHYLPH		ND	UG/A	15000.0
C615 N-NITROSODIPHENYLAMINE		ND	UG/A	3000.0
C620 AZOBENZENE		ND	UG/A	3000.0
SYM-TRINITROBENZENE		ND	UG/A	3000.0
C625 4-BROMOPHENYL-PHENYLET		ND	UG/A	3000.0
PHENACETIN		ND	UG/A	3000.0
DIALLATE	234	ND	UG/A	3000.0
C630 HEXACHLOROBENZENE		ND	UG/A	3000.0
4-AMINOBIPHENYL		ND	UG/A	3000.0
C635 PENTACHLOROPHENOL		ND	UG/A	15000.0
PRONAMIDE		ND	UG/A	3000.0
PENTACHLORONITROBENZENE		ND	UG/A	15000.0
C640 PHENANTHRENE		~~ND~~ 1200	UG/A	3000.0
C645 ANTHRACENE		ND	UG/A	3000.0
2SECBUTYL-4,6-DINITROPHENOL		ND	UG/A	3000.0
C647 CARBAZOLE		ND	UG/A	3000.0
C650 DI-N-BUTYLPHTHALATE		ND	UG/A	3000.0
4-NITROQUINOLINE-1-OXIDE		ND	UG/A	3000.0
METHAPYRILENE		ND	UG/A	3000.0
ISODRIN		ND	UG/A	3000.0
C655 FLUORANTHENE		ND	UG/A	3000.0
CHLOROBENZILATE		ND	UG/A	3000.0
C710 BENZIDINE		ND	UG/A	30000.0
C715 PYRENE		ND	UG/A	3000.0
ARAMITE (#1)		ND	UG/A	3000.0
ARAMITE (#2)		ND	UG/A	3000.0
P-DIMETHYLAMINOAZOBENZENE		ND	UG/A	3000.0
3,3'-DIMETHYLBENZIDINE		ND	UG/A	3000.0
KEPONE		ND	UG/A	15000.0
C720 BUTYLBENZYLPHTHALATE		ND	UG/A	3000.0
2-ACETYLAMINOFLUORENE		ND	UG/A	3000.0
C730 BENZO(A)ANTHRACENE		ND	UG/A	3000.0
C725 3,3'-DICHLOROBENZIDINE		ND	UG/A	6000.0
C740 CHRYSENE		ND	UG/A	3000.0
C745 BIS(2-ETHYLHEXYL)PHTHA		ND	UG/A	3000.0
3-METHYLCHOLANTHRENE		ND	UG/A	3000.0
C760 DI-N-OCTYL PHTHALATE		ND	UG/A	3000.0
C765 BENZO(B)FLUORANTHENE		ND	UG/A	3000.0
7,12-DIMETHYLBENZANTHRACENE		ND	UG/A	3000.0
C770 BENZO(K)FLUORANTHENE		ND	UG/A	3000.0
HEXACHLOROPHENE	1761	~~5300~~ ND	UG/A	3000.0

J

9/16/98

QUANTERRA GC/MS

Target Compound Data Summary Sheet

Data File: 30068111
Std Id: ST16980831

Sample: S-MM5-5 1/3SA/100M INST. ID: F16
Client: PACIFI Date Analyzed: 08/31/98 23:58
Analyst: DAT Instrument ID: F16 Run Factor: 300.
Quan List Threshold: 0.95 Surrogate Vol.: 100.

Target Compounds: SAP9

Parameter	Scan	Result	Units	Reporting Limit
C775 BENZO(A)PYRENE		ND	UG/A	3000.0
C780 INDENO(1,2,3-CD)PYRENE		ND	UG/A	3000.0
C785 DIBENZ(A,H)ANTHRACENE		ND	UG/A	3000.0
C790 BENZO(G,H,I)PERYLENE		ND	UG/A	3000.0

DATA FROM FILE: 30068111 SCANS 93 TO 1203 ACQUIRED: 08/31/98 23:58:00
CALI: 30068111 #3
SAMPLE: S-MM5-5 1/3SA/100M INST. ID: F16
CONDS.: UG/ML *100ML *100%/100% *(NA/NA)/1/3SA NA M

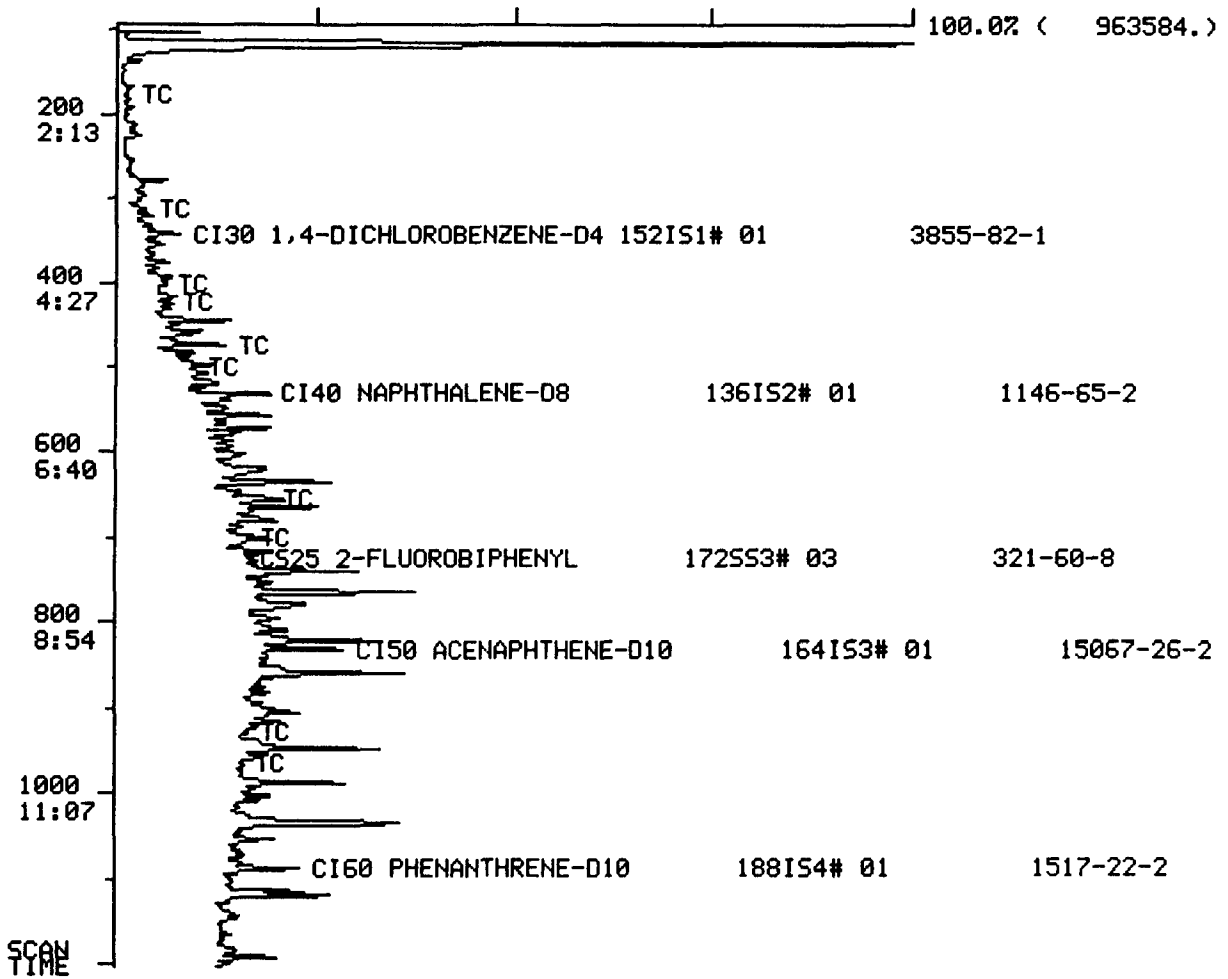

DATA FROM FILE: 30068111 SCANS 1203 TO 2158 ACQUIRED: 08/31/98 23:58:00
CALI: 30068111 #3
SAMPLE: S-MM5-5 1/3SA/100M INST. ID: F16
CONDS.: UG/ML *100ML *100%/100% *(NA/NA)/1/3SA NA M



1400

STANDARD USED FOR THIS REPORT IS ST16980831 REPORT PRINTED: 9/02/98 2:38:25

ADDITIONAL STANDARD USED FOR THIS REPORT IS: ST16980831A

QUANTERRA QUANTITATION SUMMARY File: 30068111

Sample: S-MM5-5 1/3SA/100M INST. ID: F16
Analyst: DAT Instrument Id: F16 Analyzed: 08/31/98 23:58

Compounds with amounts less than 0.20 reported as NOT FOUND

Units: UG/ML

No	Library Entry	Name	Mass	Meth	Scan	Ref	Area	RRF(L)	Amount
1	S1# 1	CI30 1,4-DICHLOROBENZENE	152	A BV	340	1	30555.	1.000	40.000
2	S2# 1	CI40 NAPHTHALENE-D8	136	A VB	530	2	109200.	1.000	40.000
3	S3# 1	CI50 ACENAPHTHENE-D10	164	A BB	830	3	62156.	1.000	40.000
4	S4# 1	CI60 PHENANTHRENE-D10	188	A BB	1088	4	110919.	1.000	40.000
5	S5# 1	CI70 CHRYSENE-D12	240	A BB	1553	5	89347.	1.000	40.000
6	S6# 1	CI75 PERYLENE-D12	264	A BB	1783	6	73934.	1.000	40.000
7	S2# 2	CS20 NITROBENZENE-D5	82		2	NOT FOUND			
8	S3# 3	CS25 2-FLUOROBIPHENYL	172	A BB	724	3	2070.	1.234	1.079
9	S5# 2	CS30 TERPHENYL-D14	244	A BB	1385	5	1349.	0.995	0.607
10	S1# 3	CS45 PHENOL-D5	99		1	NOT FOUND			
11	S1# 2	CS50 2-FLUOROPHENOL	112		1	NOT FOUND			
12	S3# 2	CS55 2,4,6-TRIBROMOPHENO	330	A BB	972	3	276.	0.236	0.754
13	S4# 4	HEXACHLOROBENZENE-C13	294		4	NOT FOUND			
14	S1# 15	C310 N-NITROSODIMETHYLAM	74		1	NOT FOUND			
15	S1# 20	PYRIDINE	79		1	NOT FOUND			
16	S1# 30	2-PICOLINE	93		1	NOT FOUND			
17	S1# 40	N-NITROSOMETHYLETHYLAMIN	42	A VV	174	1	2680.	0.811	4.325
18	S1# 60	METHYLMETHANESULFONATE	80		1	NOT FOUND			
19	S1# 70	N-NITROSODIETHYLAMINE	102		1	NOT FOUND			
20	S1# 85	ETHYLMETHANE SULFONATE	79		1	NOT FOUND			
21	S1# 95	PENTACHLOROETHANE	117	A BB	306	1	296.	0.602	0.644
22	S1#100	C320 ANILINE	93		1	NOT FOUND			
23	S1#105	C315 PHENOL	94	A BB	311	1	1764.	1.968	1.174
24	S1#110	C325 BIS(2-CHLOROETHYL)E	93	A BB	319	1	232.	1.368	0.222
25	S1#115	C330 2-CHLOROPHENOL	128		1	NOT FOUND			
26	S1#125	C335 1,3-DICHLOROBENZENE	146		1	NOT FOUND			
27	S1#130	C340 1,4-DICHLOROBENZENE	146		1	NOT FOUND			
28	S1#145	C345 BENZYL ALCOHOL	108	A BB	373	1	515.	0.854	0.789
29	S1#150	C350 1,2-DICHLOROBENZENE	146		1	NOT FOUND			
30	S1#160	C355 2-METHYLPHENOL	108		1	NOT FOUND			
31	S1#165	C360 2,2'-OXYBIS(1-CLPRO	45		1	NOT FOUND			
32	S1#170	C361 ACETOPHENONE	105	A BB	400	1	5565.	1.934	3.767
33	S1#175	N-NITROSOPYRROLIDINE	100		1	NOT FOUND			
34	S1#180	N-NITROSOMORPHOLINE	56	A BB	410	1	3449.	0.821	5.503
35	S1#182	3-METHYL PHENOL	108	A BB	419	1	1130.	2.252	0.657
36	S1#185	C365 4-METHYLPHENOL	108		1	NOT FOUND			
37	S1#190	C370 N-NITROSO-DI-N-PROP	70	A VB	403	1	584.	0.906	0.844
38	S1#195	O-TOLUIDINE	106		1	NOT FOUND			
39	S1#200	C375 HEXACHLOROETHANE	117		1	NOT FOUND			
40	S2# 10	C410 NITROBENZENE	77	A VB	422	2	1803.	0.445	1.484
41	S2# 15	N-NITROSOPIPERIDINE	42		2	NOT FOUND			
42	S2# 20	C415 ISOPHORONE	82	A BB	473	2	8202.	0.741	4.053
43	S2# 25	C420 2-NITROPHENOL	139		2	NOT FOUND			
44	S2# 30	C425 2,4-DIMETHYLPHENOL	107	A BB	500	2	1569.	0.330	1.742
45	S2# 35	C435 BIS(2-CHLOROETHOXY)	93		2	NOT FOUND			

DKG 10/6/98

1401

```
46 S2# 40 C440 2,4-DICHLOROPHENOL  162 A BB  520  2      312. 0.308    0.372
47 S2# 45 C430 BENZOIC ACID        122       2  NOT FOUND
48 S2# 50 AA-DIMETHYLPHENETHYLAMIN  58       2  NOT FOUND
49 S2# 55 C445 1,2,4-TRICHLOROBENZ 180 A VV  524  2      454. 0.331    0.503
```

50	S2# 60	C450 NAPHTHALENE	128	A	BV	533	2	24195.	1.022	8.670	2601
51	S2# 80	C455 4-CHLOROANALINE	127	A	BB	556	2	439.	0.454	0.354	
52	S2# 85	2,6-DICHLOROPHENOL	162			2	NOT FOUND				
53	S2# 90	HEXACHLOROPROPENE	213			2	NOT FOUND				
54	S2# 95	C460 HEXACHLOROBUTADIENE	225			2	NOT FOUND				
55	S2#115	P-PHENYLENE DIAMINE	108			2	NOT FOUND				
56	S2#120	N-NITROSODI-N-BUTYLAMINE	84			2	NOT FOUND				
57	S2#130	C465 4-CHLORO-3-METHYLPH	107			2	NOT FOUND				
58	S2#140	SAFROLE	162	A	BB	652	2	1274.	0.248	1.884	
59	S2#145	C470 2-METHYLNAPHTHALENE	142	A	BB	653	2	30297.	0.751	14.772	4432
60	S3# 10	1,2,4,5-TETRACHLOROBENZE	214			3	NOT FOUND				
61	S3# 15	ISOSAFROLE (#1)	162	A	BB	698	3	1034.	0.044	15.245	
62	S3# 20	C510 HEXACHLOROCYCLOPENT	237			3	NOT FOUND				
63	S3# 25	C515 2,4,6-TRICHLOROPHEN	196			3	NOT FOUND				
64	S3# 30	C520 2,4,5-TRICHLOROPHEN	196			3	NOT FOUND				
65	S3# 35	ISOSAFROLE (#2)	104	A	BB	739	3	420.	0.195	1.388	
66	S3# 40	C525 2-CHLORONAPHTHALENE	162			3	NOT FOUND				
67	S3# 42	1-CHLORONAPHTHALEN	162			3	NOT FOUND				
68	S3# 45	C530 2-NITROANALINE	65	A	BB	764	3	476.	0.502	0.611	
69	S3# 50	1,4-NAPHTHOQUINONE	158			3	NOT FOUND				
70	S3# 55	C535 DIMETHYLPHTHALATE	163			3	NOT FOUND				
71	S3# 60	1,3-DINITROBENZENE	168			3	NOT FOUND				
72	S3# 65	C540 ACENAPHTHYLENE	152			3	NOT FOUND				
73	S3# 70	C543 2,6-DINITROTOLUENE	165			3	NOT FOUND				
74	S3# 75	C545 3-NITROANILINE	138			3	NOT FOUND				
75	S3# 80	C550 ACENAPHTHENE	153	A	BV	835	3	1969.	1.159	1.094	
76	S3# 85	C555 2,4-DINITROPHENOL	184	A	BV	859	3	206.	0.189	0.700	
77	S3# 90	C565 DIBENZOFURAN	168	A	BB	867	3	1131.	1.669	0.436	
78	S3# 95	C560 4-NITROPHENOL	109			3	NOT FOUND				
79	S3#100	PENTACHLOROBENZENE	250			3	NOT FOUND				
80	S3#105	C570 2,4-DINITROTOLUENE	165	A	BB	882	3	391.	0.397	0.634	
81	S3#110	1-NAPHTHYLAMINE	143			3	NOT FOUND				
82	S3#115	2-NAPHTHYLAMINE	143	A	BB	902	3	472.	0.966	0.314	
83	S3#120	2,3,4,6-TETRACHLOROPHENO	232	A	BB	898	3	155.	0.297	0.336	
84	S3#130	C580 DIETHYLPHTHALATE	149			3	NOT FOUND				
85	S3#135	C590 FLUORENE	166	A	BB	927	3	3769.	1.298	1.869	561
86	S3#140	C585 4-CHLOROPHENYL-PHEN	204			3	NOT FOUND				
87	S3#145	5-NITRO-O-TOLUIDINE	152	A	VB	942	3	1772.	0.356	3.209	
88	S3#150	C595 4-NITROANALINE	138	A	BB	949	3	396.	0.307	0.830	
89	S4# 10	C610 4,6-DINITRO-2-METHY	198			4	NOT FOUND				
90	S4# 15	C615 N-NITROSODIPHENYLAM	169	A	VB	964	4	3698.	0.551	2.422	
91	S4# 20	C620 AZOBENZENE	77			4	NOT FOUND				
92	S4# 25	SYM-TRINITROBENZENE	75			4	NOT FOUND				
93	S4# 30	C625 4-BROMOPHENYL-PHENY	248			4	NOT FOUND				
94	S4# 35	PHENACETIN	108			4	NOT FOUND				
95	S4# 37	DIALLATE	234			4	NOT FOUND				
96	S4# 40	C630 HEXACHLOROBENZENE	284			4	NOT FOUND				
97	S4# 45	4-AMINOBIPHENYL	169			4	NOT FOUND				
98	S4# 50	C635 PENTACHLOROPHENOL	266			4	NOT FOUND				
99	S4# 55	PRONAMIDE	173			4	NOT FOUND				
100	S4# 60	PENTACHLORONITROBENZENE	237	A	BB	1064	4	72.	0.080	0.323	
101	S4# 65	C640 PHENANTHRENE	178	A	BB	1091	4	11634.	1.033	4.063	1219
102	S4# 70	C645 ANTHRACENE	178			4	NOT FOUND				
103	S4# 75	2SECBUTYL-4,6-DINITROPHE	211			4	NOT FOUND				
104	S4# 80	C647 CARBAZOLE	167	A	BB	1149	4	472.	0.764	0.223	
105	S4# 85	C650 DI-N-BUTYLPHTHALATE	149			4	NOT FOUND				
106	S4#100	4-NITROQUINOLINE-1-OXIDE	190	A	BB	1240	4	183.	0.073	0.910	
107	S4#105	METHAPYRILENE	58			4	NOT FOUND				
108	S4#106	ISODRIN	193	A	VV	1272	4	2153.	0.127	6.130	
109	S4#110	C655 FLUORANTHENE	202	A	BB	1300	4	591.	0.900	0.237	
110	S4#120	CHLOROBENZILATE	139			4	NOT FOUND				

111	S5#	10	C710	BENZIDINE	184			5	NOT FOUND			
112	S5#	15	C715	PYRENE	202	A	BB	1336	5	2966.	1.323	1.004
113	S5#	20		ARAMITE (#1)	185			5	NOT FOUND			
114	S5#	25		ARAMITE (#2)	185			5	NOT FOUND			
115	S5#	30		P-DIMETHYLAMINOAZOBENZEN	120			5	NOT FOUND			
116	S5#	35		3,3'-DIMETHYLBENZIDINE	212			5	NOT FOUND			
117	S5#	37		KEPONE	272			5	NOT FOUND			
118	S5#	40	C720	BUTYLBENZYLPHTHALAT	149			5	NOT FOUND			
119	S5#	45		2-ACETYLAMINOFLUORENE	181			5	NOT FOUND			
120	S5#	50	C730	BENZO(A)ANTHRACENE	228	A	BB	1556	5	1877.	1.125	0.747
121	S5#	55	C725	3,3'-DICHLOROBENZID	252			5	NOT FOUND			
122	S5#	60	C740	CHRYSENE	228	A	BB	1556	5	1877.	1.014	0.828
123	S5#	65	C745	BIS(2-ETHYLHEXYL)PH	149			5	NOT FOUND			
124	S5#	85		3-METHYLCHOLANTHRENE	268			5	NOT FOUND			
125	S6#	10	C760	DI-N-OCTYL PHTHALAT	149			6	NOT FOUND			
126	S6#	15	C765	BENZO(B)FLUORANTHEN	252			6	NOT FOUND			
127	S6#	20		7,12-DIMETHYLBENZANTHRAC	256			6	NOT FOUND			
128	S6#	25	C770	BENZO(K)FLUORANTHEN	252			6	NOT FOUND			
129	S6#	30		HEXACHLOROPHENE	196	A	VB	1761	6	130.	0.004	17.527
130	S6#	35	C775	BENZO(A)PYRENE	252			6	NOT FOUND			
131	S6#	55	C780	INDENO(1,2,3-CD)PYR	276			6	NOT FOUND			
132	S6#	60	C785	DIBENZ(A,H)ANTHRACE	278			6	NOT FOUND			
133	S6#	65	C790	BENZO(G,H,I)PERYLEN	276			6	NOT FOUND			

BNA, S LIBRARIES ANALYST: _____ DATE: _____

QUANTERRA Internal Standard Check

Standard Filename: ST16980831 Analyzed: 08/31/98 12:31

Standard	IS# 1 Area	%	RT	IS# 2 Area	%	RT	IS# 3 Area	%	RT
ST16980831	28649.		3.78	100432.		5.90	54347.		9.21
Upper Limit	57297.	=+200	4.28	200864.	=+200	6.40	108695.	=+200	9.71
Lower Limit	14324.	=+ 50	3.28	50216.	=+ 50	5.40	27174.	=+ 50	8.71
Filename									
1 30068111	30555.	= 106	3.78	109200.	= 108	5.90	62156.	= 114	9.23

IS# 1 = CI30 1,4-DICHLOROBENZENE-D4
IS# 2 = CI40 NAPHTHALENE-D8
IS# 3 = CI50 ACENAPHTHENE-D10

* - indicates an I.S. is outside QC limit(s)

Standard	IS# 4 Area	%	RT	IS# 5 Area	%	RT	IS# 6 Area	%	RT
ST16980831	98520.		12.08	62289.		17.26	50750.		19.83
Upper Limit	197039.	=+200	12.58	124578.	=+200	17.76	101500.	=+200	20.33
Lower Limit	49260.	=+ 50	11.58	31145.	=+ 50	16.76	25375.	=+ 50	19.33
Filename									
1 30068111	110919.	= 112	12.10	89347.	= 143	17.27	73934.	= 145	19.83

IS# 4 = CI60 PHENANTHRENE-D10
IS# 5 = CI70 CHRYSENE-D12
IS# 6 = CI75 PERYLENE-D12

* - indicates an I.S. is outside QC limit(s)

TARGET COMPOUND COMPARISON

COMPOUND: C450 NAPHTHALENE 128 S2# 60 91-20-3

RAW DATA: 30068111 #533 BASE M/Z: 41 RIC: 134400.
08/31/98 23:58
SAMPLE: S-MM5-5 1/3SA/100M INST. ID: F16
CONDS.: UG/ML *100ML *100%/100% *(NA/NA)/1/3SA NA M

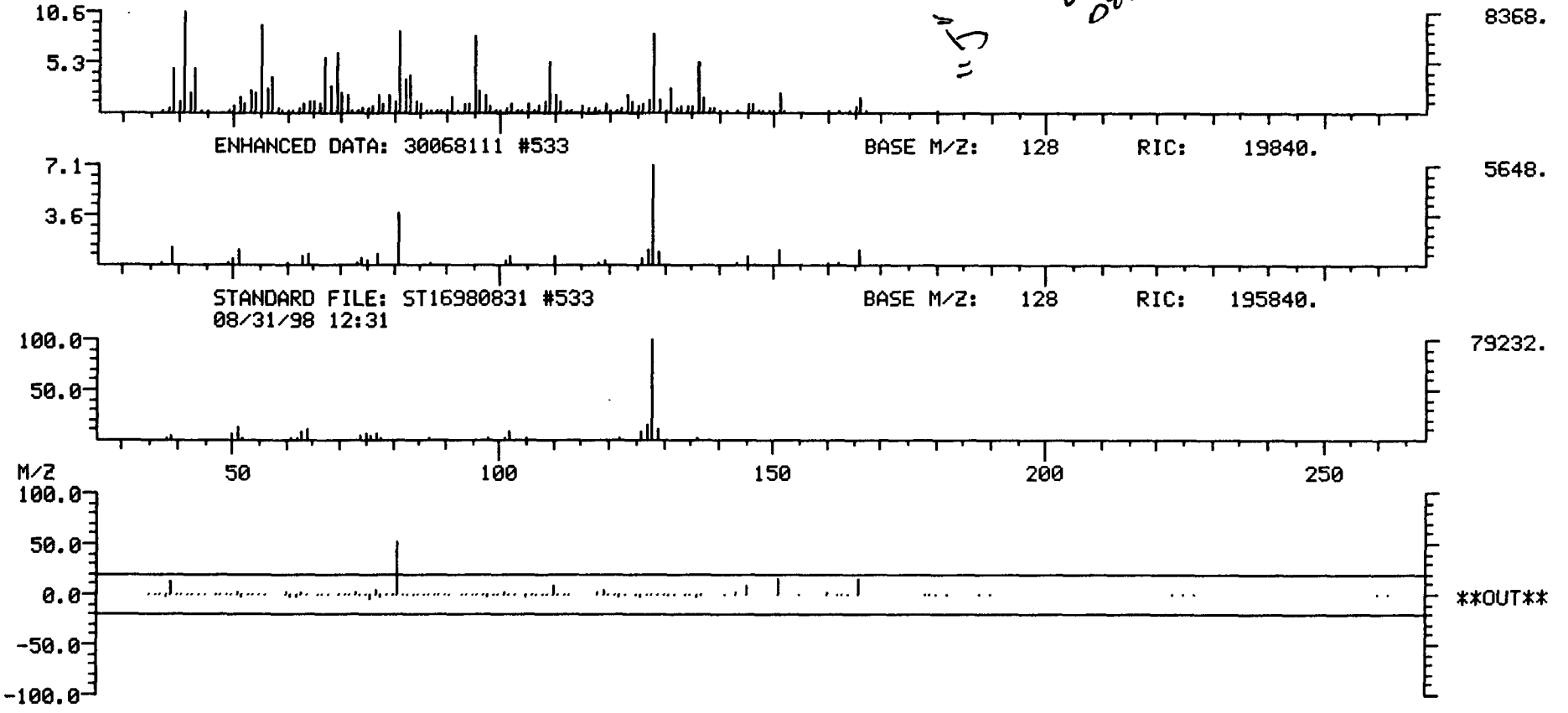

1603

TARGET COMPOUND COMPARISON

COMPOUND: C470 2-METHYLNAPHTHALENE 142 S2#145 91-57-6

RAW DATA: 30068111 #653 BASE M/Z: 41 RIC: 194304.
08/31/98 23:58
SAMPLE: S-MM5-5 1/3SA/100M INST. ID: F16
CONDS.: UG/ML *100ML *100%/100% *(NA/NA)/1/3SA NA M

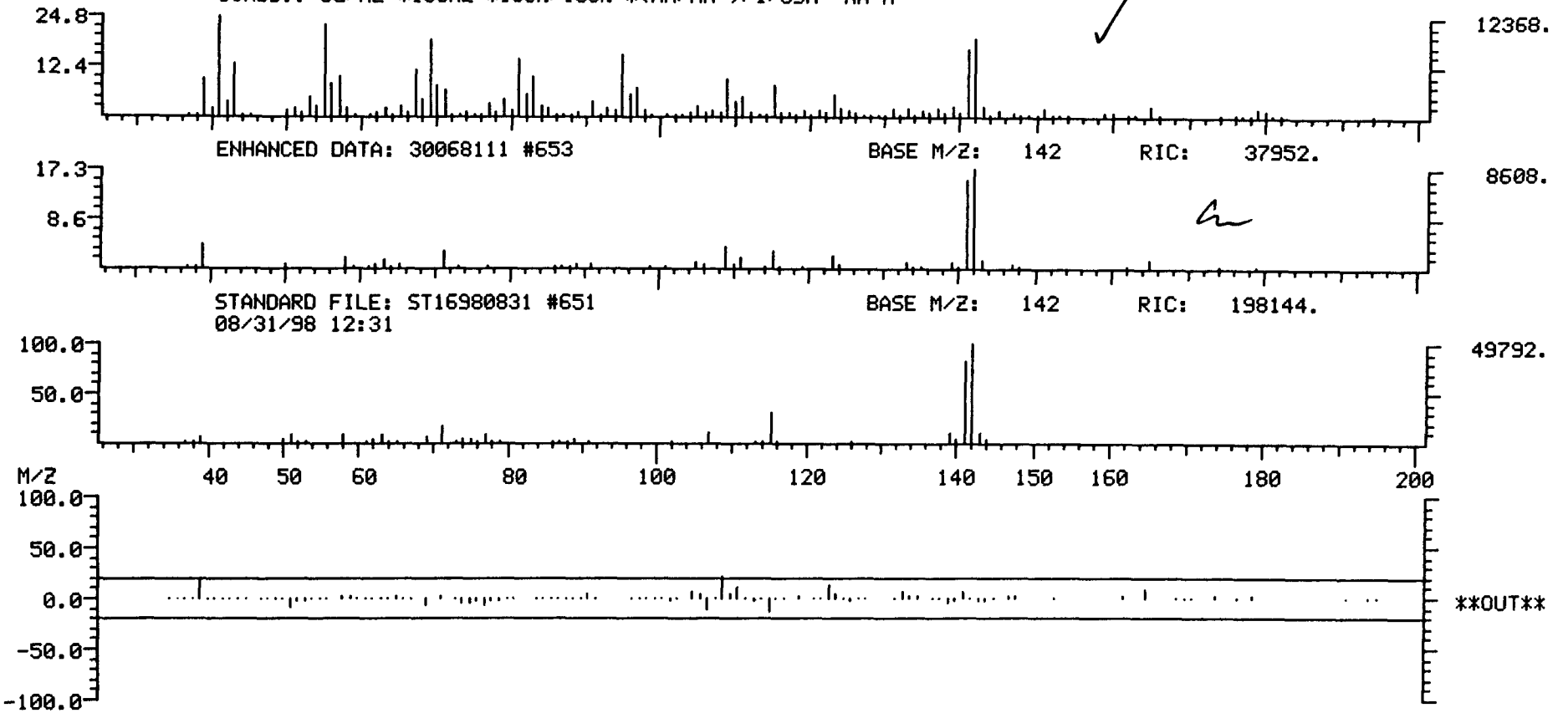

1407

TARGET COMPOUND COMPARISON

COMPOUND: C590 FLUORENE 166 S3#135 86-73-7

RAW DATA: 30068111 #927 BASE M/Z: 41 RIC: 156160.
08/31/98 23:58
SAMPLE: S-MM5-5 1/35A/100M INST. ID: F16
CONDS.: UG/ML *100ML *100%/100% *(NA/NA)/1/35A NA M

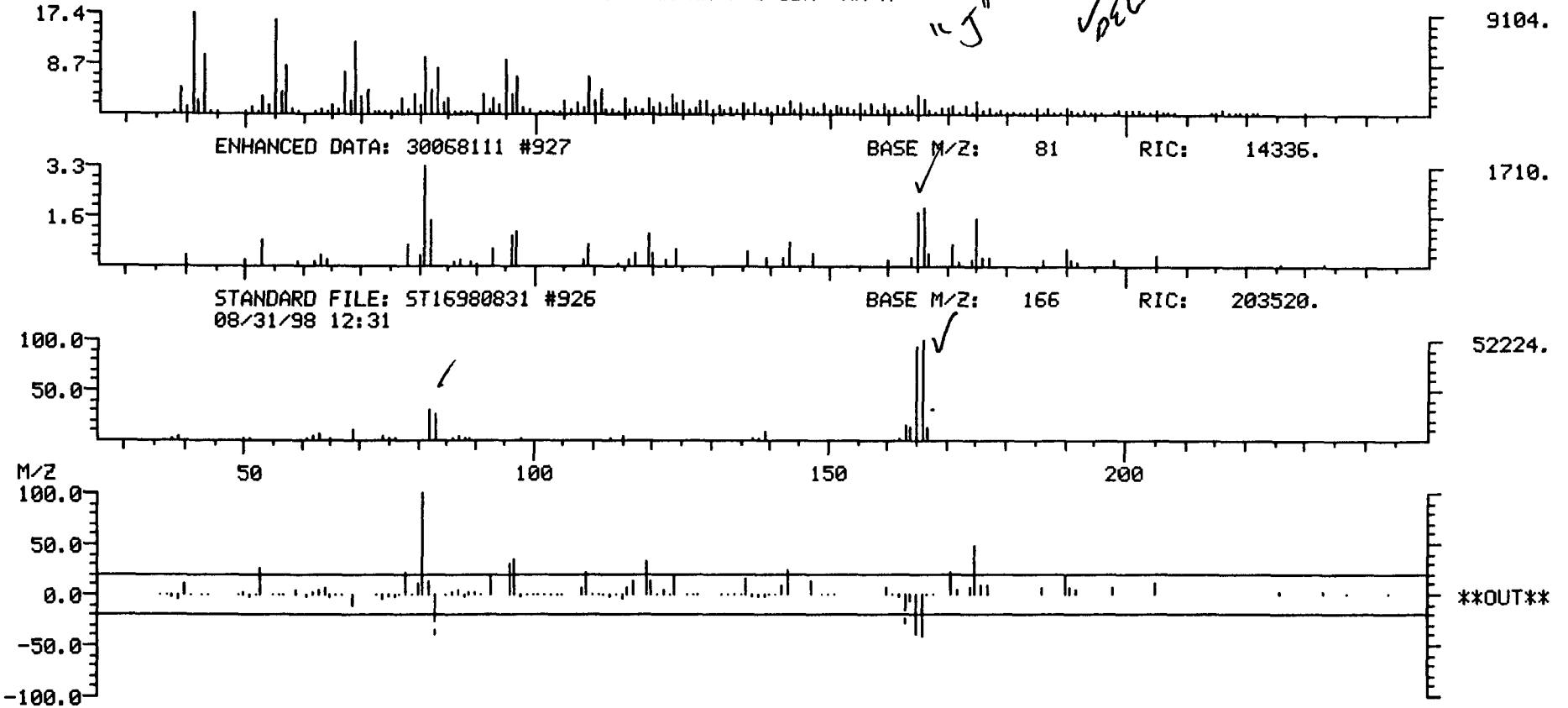

TARGET COMPOUND COMPARISON

COMPOUND: C640 PHENANTHRENE 178 S4# 65 85-01-8

RAW DATA: 30068111 #1091 BASE M/Z: 41 RIC: 155392.
08/31/98 23:58
SAMPLE: S-MM5-5 1/35A/100M INST. ID: F16
CONDS.: UG/ML *100ML *100%/100% *(NA/NA)/1/35A NA M

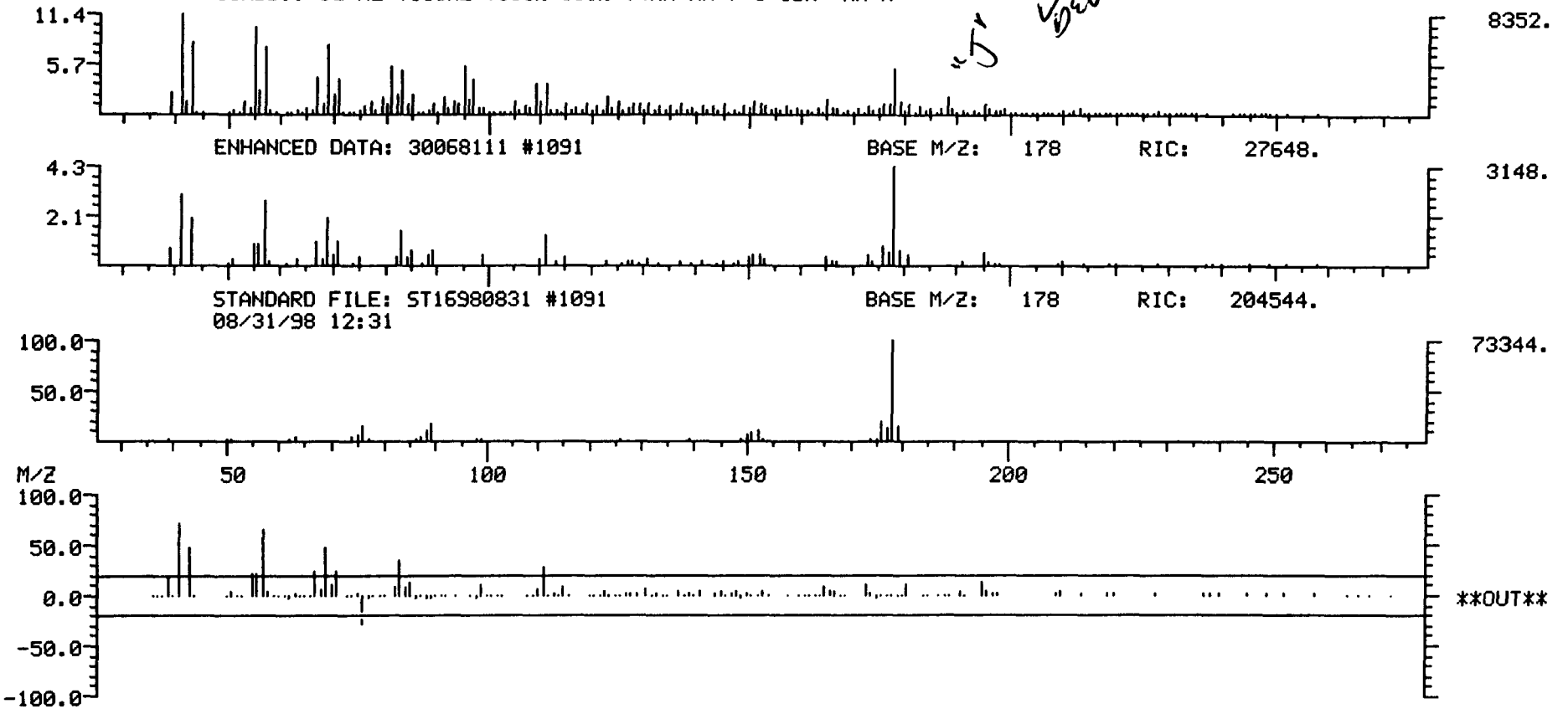

1400

Data Reduced by: [illegible] Date: 9/18/98 Data File: 30068111
Data Reviewed by: ____ Date: ____

QUANTERRA GC/MS TIC REPORT (Part 1)

Sample: S-MM5-5 1/3SA/100M INST. ID: F16
Analyst: DAT Date Analyzed: 08/31/98 23:58
Run Factor: 300.

#	SCAN	Concentration in Sample (UG/A)	CAS #	
1	444	11000.	~~29812-79-1~~	
	~~HYDROXYLAMINE, O-DECYL-~~			unknown 5700
X	456	7100.	~~2958-76-1~~	
	~~NAPHTHALENE, DECAHYDRO-2-METHYL-~~			
3	473	13000.	71899-38-2	
	9-EICOSYNE			
4	557	9200.	1002-17-1	
	DECANE, 2,9-DIMETHYL-			or isomer
5	570	9500.	17301-23-4	
	UNDECANE, 2,6-DIMETHYL-			
X	600	7600.	00-00-0	5700
	UNKNOWN			
7	618	15000.	~~90991-16-7~~	
	~~1,1'-BICYCLOHEXYL, 2-(1-METHYLETHYL)-, TRANS~~			unknown 5700
8	633	20000.	~~26730-14-3~~	
	~~TRIDECANE, 7-METHYL~~			alkane 5746400
9	655	12000.	~~36653-82-4~~	
	~~1-HEXADECANOL~~			unknown 5700
10	663	11000.	~~1120-21-4~~	
	~~UNDECANE~~			alkane

1410

11 679 10000. 00-00-0
UNKNOWN

5700

12 701 12000. 00-00-0
UNKNOWN

13 715 8100. 00-00-0
UNKNOWN

14 739 19000. 3891-98-3
DODECANE, 2,6,10-TRIMETHYL- or isomer

15 764 25000. 629-59-4
TETRADECANE

16 778 15000. 00-00-0
UNKNOWN

5700

17 809 7500. 00-00-0
UNKNOWN

18 821 22000. 18344-37-1
HEPTADECANE, 2,6,10,14-TETRAMETHYL- or isomer

19 859 25000. 17312-57-1
DODECANE, 3-METHYL-

20 904 13000. 7390-81-0
OXIRANE, HEXADECYL-

21 948 27000. ~~629-92-5~~
~~NONADECANE~~

alkane

5246400

22 988 14000. ~~55030-62-1~~
~~TRIDECANE, 4,8-DIMETHYL~~

23 1036 28000. 54105-67-8
HEPTADECANE, 2,6-DIMETHYL- or isomer

24 1114 7500. ~~29812-79-1~~
~~HYDROXYLAMINE, O-DECYL-~~ alkane

25 1119 11000. 629-92-5
NONADECANE or isomer

DATA FILE: 30068111

QUANTERRA GC/MS TIC REPORT (Part 2)

CONCENTRATION = AREA(TIC)*CONC(IS)/AREA(IS)

#	FIT	PURITY	INT. STD.	RT	RRT	AREA	HEIGHT	AMOUNT AS ANALYZED (UG/ML)	LIB	LIB #
1	934	591	2	4:56	0.535	320640.	84352.	37.754	NB	15969.
2	971	771	2	5:04	0.549	201408.	45952.	23.715	NB	10432.
3	906	673	2	5:15	0.570	358080.	80768.	42.163	NB	39230.
4	958	860	2	6:11	0.671	259712.	77696.	30.580	NB	15357.
5	941	828	2	6:20	0.687	268160.	77952.	31.575	NB	19054.
6	827	659	2	6:40	0.723	216448.	37376.	25.486	UK	1.
7	923	673	2	6:52	0.745	413696.	49810.	48.711	NB	24994.
8	923	768	2	7:02	0.763	569856.	136550.	67.099	NB	22534.
9	923	655	2	7:17	0.789	345108.	61049.	40.635	NB	32420.
10	959	854	2	7:22	0.799	298496.	96768.	35.147	NB	11607.
11	874	355	2	7:33	0.818	289024.	57344.	34.032	UK	1.
12	887	427	2	7:47	0.845	350208.	52736.	41.236	UK	1.
13	904	453	2	7:57	0.861	228352.	50432.	26.888	UK	1.
14	956	817	2	8:13	0.890	537600.	135936.	63.301	NB	25991.
15	950	710	2	8:29	0.920	719104.	193280.	84.672	NB	22530.
16	837	424	2	8:39	0.937	431872.	61440.	50.852	UK	1.
17	949	562	2	8:59	0.975	212992.	42240.	25.079	UK	1.
18	967	804	2	9:07	0.989	613120.	137984.	72.193	NB	42196.
19	953	759	2	9:33	1.035	706304.	171008.	83.165	NB	19007.
20	880	641	2	10:03	1.089	359680.	56576.	42.351	NB	37444.
21	958	828	2	10:32	1.142	754944.	160256.	88.892	NB	37465.
22	923	808	3	10:59	0.908	519680.	129024.	45.516	NB	25996.
23	973	865	3	11:31	0.952	1063170.	190464.	93.117	NB	37462.
24	960	765	3	12:23	1.024	286976.	90112.	25.135	NB	15969.
25	958	834	3	12:26	1.028	421376.	126720.	36.906	NB	37465.

ibrary Search Data: 30068111 # 444 Base m/z: 43
3/31/98 23:58:00 + 4:56 Cali: 30068111 # 3 RIC: 73216.
ample: S-MM5-5 1/3SA/100M INST. ID: F16
onds.: UG/ML *100ML *100%/100% *(NA/NA)/1/3SA NA M
nhanced (S 15B 2N OT)

2231 spectra in LIBRARYNB searched for maximum PURITY
797 matched at least 7 of the 16 largest peaks in the unknown

ank	In.	Name
	15969	HYDROXYLAMINE, O-DECYL-
	19523	1-DECANOL, 2-ETHYL-
	5049	OXIRANE, (3,3-DIMETHYLBUTYL)-
	19015	DECANE, 2,5,6-TRIMETHYL-
	12050	1-OCTANOL, 2,7-DIMETHYL-
	11565	ISOOCTANE, (ETHENYLOXY)-
	14793	1-UNDECENE, 4-METHYL-
	12074	1-HEPTANOL, 2-PROPYL-
	12492	DECANE, 1-FLUORO-

ank	Formula	M.Wt	B.Pk	Purity	Fit	RFit
	C10.H23.O.N	173	43	591	934	623
	C12.H26.O	186	57	591	921	621
	C8.H16.O	128	57	585	939	585
	C13.H28	184	57	583	926	589
	C10.H22.O	158	43	579	931	584
	C10.H20.O	156	43	579	951	601
	C12.H24	168	43	573	901	610
	C10.H22.O	158	43	573	915	600
	C10.H21.F	160	43	572	914	592

ank	Ret.Time	B.P.Int.	US.Par.1	US.Par.2	C.A.S. #
	—	—	—	—	29812-79-1
	—	—	—	—	21078-65-9
	—	—	—	—	53907-77-0
	—	—	—	—	62108-23-0
	—	—	—	—	15250-22-3
	—	—	—	—	37769-62-3
	—	—	—	—	74630-39-0
	—	—	—	—	10042-59-8
	—	—	—	—	334-56-5

MID LIBRARY SEARCH (LIBRARYNB)
08/31/98 23:58:00 + 4:56
SAMPLE: S-MM5-5 1/35A/100M INST. ID: F16
CONDS.: UG/ML *100ML *100%/100% *(NA/NA)/1/35A NA M
ENHANCED (S 15B 2N 0T)

DATA: 30068111 # 444
CALI: 30068111 # 3

BASE M/Z: 43
RIC: 73216.

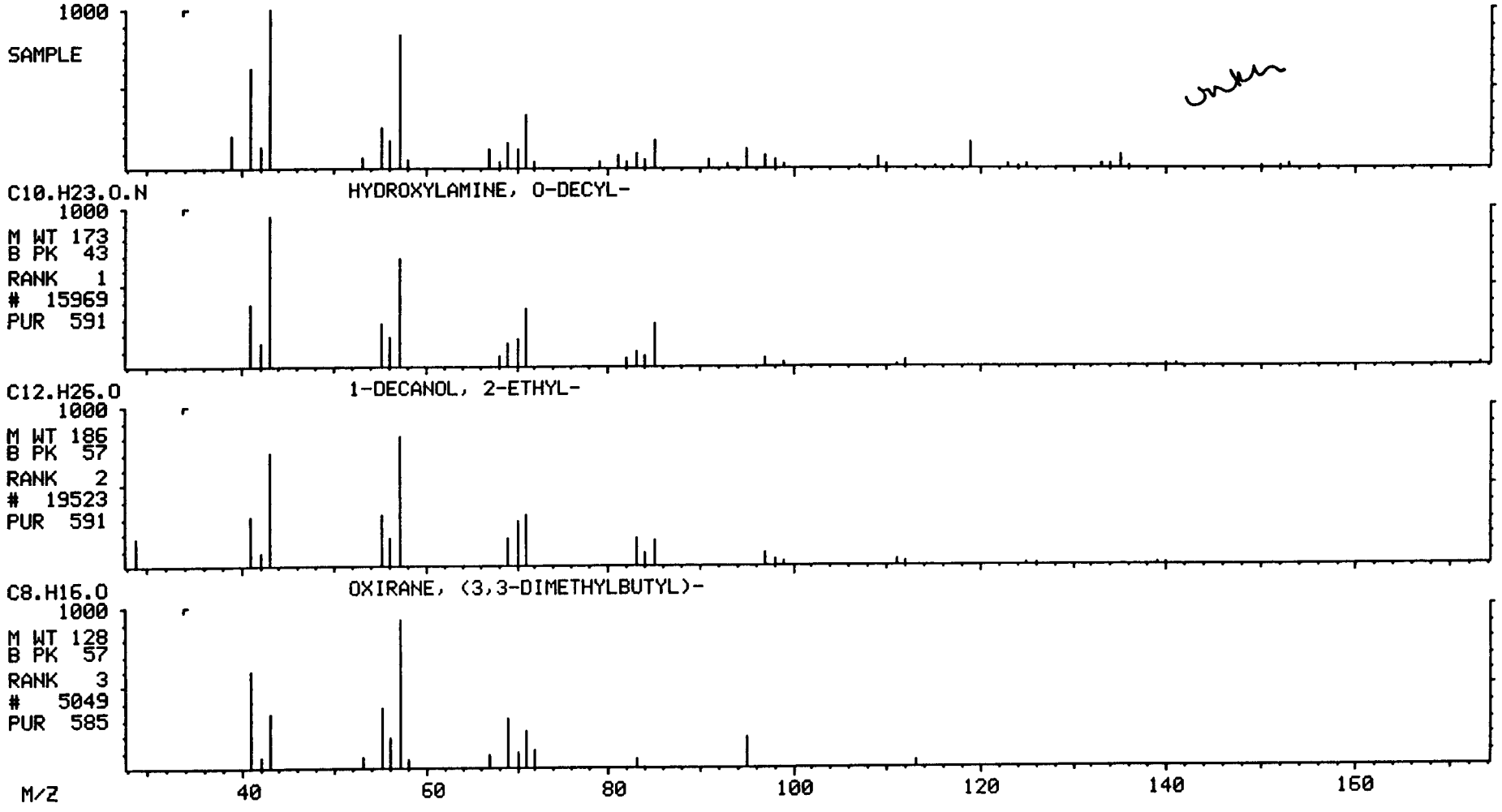

Fig 1

brary Search Data: 30068111 # 456 Base m/z: 81
3/31/98 23:58:00 + 5:04 Cali: 30068111 # 3 RIC: 40192.
mple: S-MM5-5 1/3SA/100M INST. ID: F16
nds.: UG/ML *100ML *100%/100% *(NA/NA)/1/3SA NA M
hanced (S 15B 2N OT)

231 spectra in LIBRARYNB searched for maximum PURITY
475 matched at least 7 of the 16 largest peaks in the unknown

ank	In.	Name
	10432	NAPHTHALENE, DECAHYDRO-2-METHYL-
	10376	BICYCLO[4.1.0]HEPTAN-3-ONE, 4,7,7-TRIMETHYL-, [1R-(1.ALPHA.,4.ALPHA*
	10357	BICYCLO[4.1.0]HEPTAN-3-ONE, 4,7,7-TRIMETHYL-, [1R-(1.ALPHA.,4.BETA.*
	10304	CYCLOHEXANONE, 2-METHYL-5-(1-METHYLETHENYL)-
	10349	2H-INDEN-2-ONE, OCTAHYDRO-3A-METHYL-, CIS-
	10358	CYCLOHEXANONE, 2-METHYL-5-(1-METHYLETHENYL)-, TRANS-
	10352	CYCLOHEXANONE, 5-METHYL-2-(1-METHYLETHYLIDENE)-
	17938	1,12-TRIDECADIENE
	10355	CYCLOHEXANONE, 5-METHYL-2-(1-METHYLETHENYL)-, TRANS-

ank	Formula	M.Wt	B.Pk	Purity	Fit	RFit
	C11.H20	152	95	771	971	771
	C10.H16.O	152	81	757	948	757
	C10.H16.O	152	81	752	941	752
	C10.H16.O	152	67	715	938	715
	C10.H16.O	152	95	714	914	714
	C10.H16.O	152	95	709	930	709
	C10.H16.O	152	81	704	934	704
	C13.H24	180	55	703	851	713
	C10.H16.O	152	81	695	925	695

ank	Ret.Time	B.P.Int.	US.Par.1	US.Par.2	C.A.S. #
	—	—	—	—	2958-76-1
	—	—	—	—	4176-04-9
	—	—	—	—	4176-01-6
	—	—	—	—	7764-50-3
	—	—	—	—	13351-29-6
	—	—	—	—	5948-04-9
	—	—	—	—	15932-80-6
	—	—	—	—	21964-48-7
	—	—	—	—	29606-79-9

MID LIBRARY SEARCH (LIBRARYNB)
08/31/98 23:58:00 + 5:04
SAMPLE: S-MM5-5 1/3SA/100M INST. ID: F16
CONDS.: UG/ML *100ML *100%/100% *(NA/NA)/1/3SA NA M
ENHANCED (S 15B 2N 0T)

DATA: 30068111 # 456
CALI: 30068111 # 3

BASE M/Z: 81
RIC: 40192.

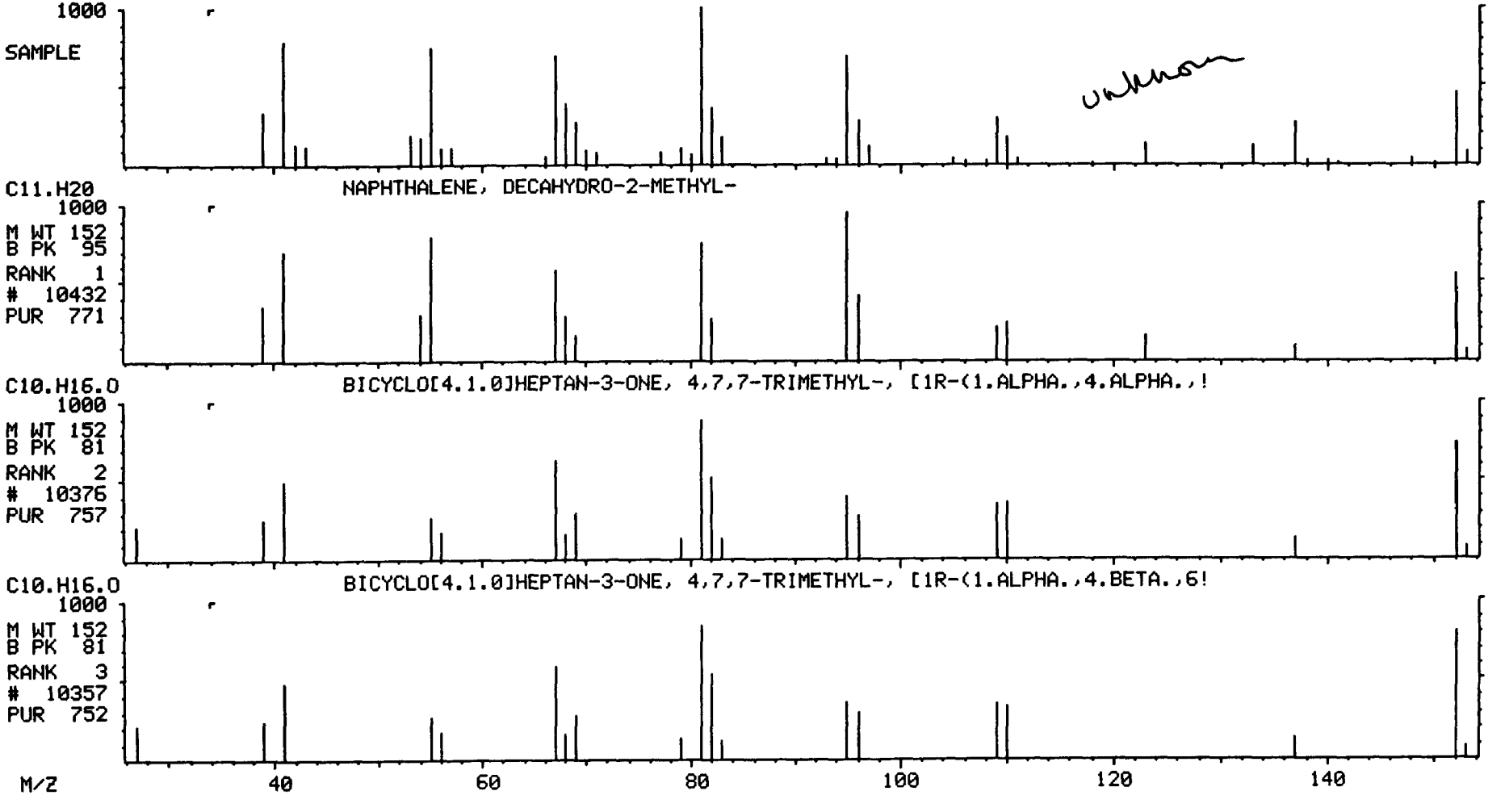

ibrary Search Data: 30068111 # 473 Base m/z: 41
8/31/98 23:58:00 + 5:16 Cali: 30068111 # 3 RIC: 70016.
ample: S-MM5-5 1/3SA/100M INST. ID: F16
onds.: UG/ML *100ML *100%/100% *(NA/NA)/1/3SA NA M
nhanced (S 15B 2N OT)

2231 spectra in LIBRARYNB searched for maximum PURITY
459 matched at least 7 of the 16 largest peaks in the unknown

ank	In.	Name
	39230	9-EICOSYNE
	34800	(R)-(-)-(Z)-14-METHYL-8-HEXADECEN-1-OL
	22482	2-TRIDECEN-1-OL, (E)-
	25971	OXIRANE, DODECYL-
	36677	7-OCTADECYNE, 2-METHYL-
	29222	(Z)6-PENTADECEN-1-OL
	34010	3-OCTADECYNE
	37449	OCTADECANAL
	28267	3-HEXADECYNE

ank	Formula	M.Wt	B.Pk	Purity	Fit	RFit
	C20.H38	278	81	673	906	690
	C17.H34.O	254	55	667	857	676
	C13.H26.O	198	57	658	850	664
	C14.H28.O	212	41	658	906	658
	C19.H36	264	81	649	906	666
	C15.H30.O	226	67	645	869	664
	C18.H34	250	67	638	926	644
	C18.H36.O	268	43	637	828	680
	C16.H30	222	67	637	934	642

ank	Ret.Time	B.P.Int.	US.Par.1	US.Par.2	C.A.S. #
	—	—	—	—	71899-38-2
	—	—	—	—	30689-78-2
	—	—	—	—	74962-98-4
	—	—	—	—	3234-28-4
	—	—	—	—	35354-38-2
	—	—	—	—	68797-95-5
	—	—	—	—	61886-64-4
	—	—	—	—	638-66-4
	—	—	—	—	61886-62-2

MID LIBRARY SEARCH (LIBRARYNB)
08/31/98 23:58:00 + 5:16
SAMPLE: S-MM5-5 1/3SA/100M INST. ID: F16
CONDS.: UG/ML *100ML *100%/100% *(NA/NA)/1/3SA NA M
ENHANCED (S 15B 2N 0T)

DATA: 30068111 # 473
CALI: 30068111 # 3

BASE M/Z: 41
RIC: 70016.

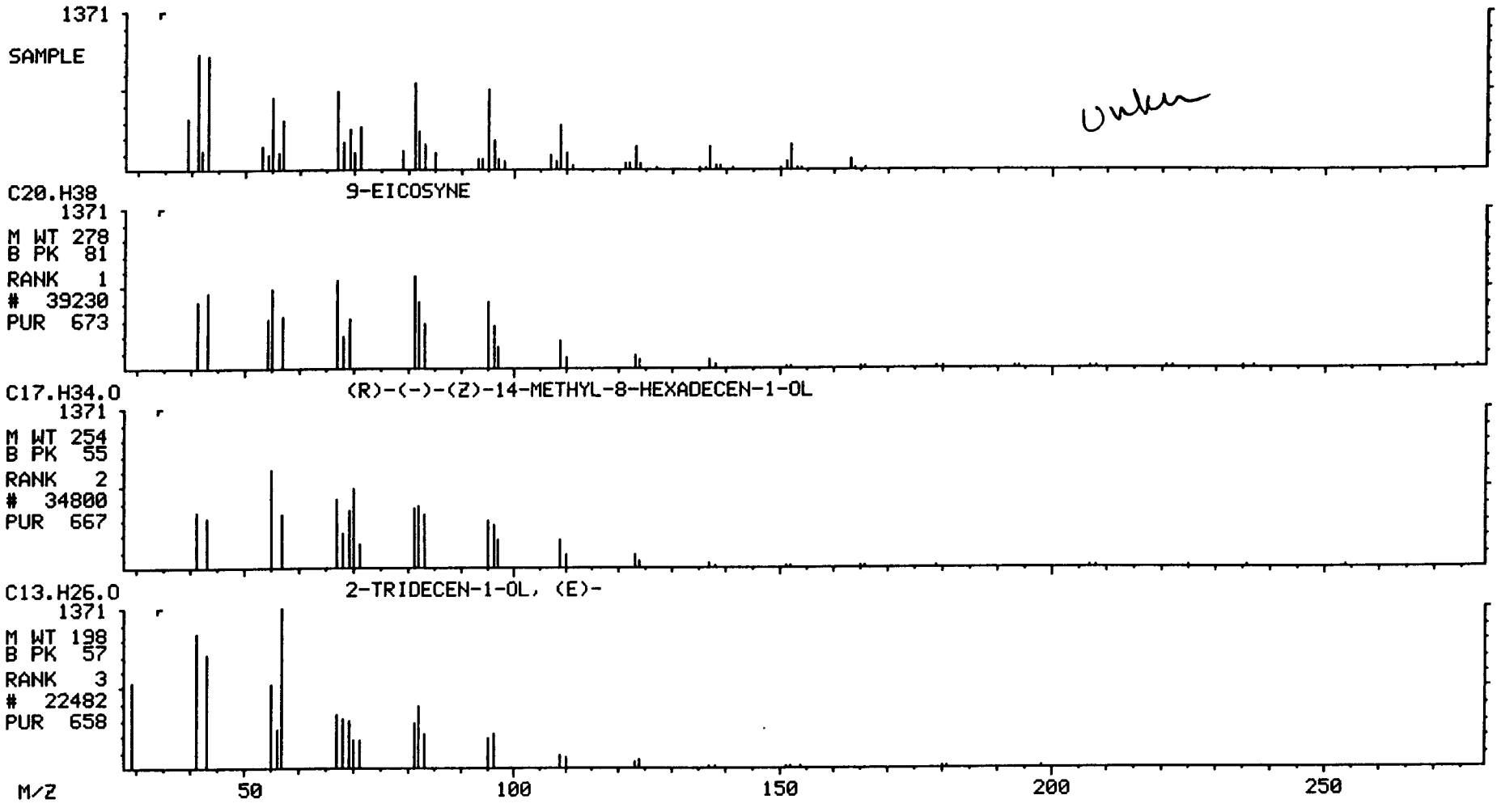

```
ɔrary Search                Data: 30068111 # 557      Base m/z:   43
/31/98 23:58:00 +  6:12     Cali: 30068111 #   3      RIC:     75008.
mple: S-MM5-5   1/3SA/100M       INST. ID:   F16
nds.: UG/ML *100ML *100%/100% *(NA/NA )/1/3SA  NA M
nanced (S 15B 2N OT)

231 spectra in LIBRARYNB searched for maximum PURITY
731 matched at least 7 of the 16 largest peaks in the unknown

nk In.      Name
15357 DECANE, 2,9-DIMETHYL-
 8089 NONANE, 2-METHYL-
11607 UNDECANE
19013 DECANE, 2,5,9-TRIMETHYL-
15343 DODECANE
 8074 OCTANE, 2,7-DIMETHYL-
11602 OCTANE, 2,4,6-TRIMETHYL-
19006 DECANE, 6-ETHYL-2-METHYL-
19035 DODECANE, 2-METHYL-
```

nk	Formula	M.Wt	B.Pk	Purity	Fit	RFit
	C12.H26	170	43	860	958	870
	C10.H22	142	43	838	941	842
	C11.H24	156	43	832	941	860
	C13.H28	184	57	830	916	840
	C12.H26	170	57	829	923	868
	C10.H22	142	43	828	917	828
	C11.H24	156	57	825	944	844
	C13.H28	184	57	824	930	847
	C13.H28	184	43	819	932	848

ınk	Ret.Time	B.P.Int.	US.Par.1	US.Par.2	C.A.S. #
	—	—	—	—	1002-17-1
	—	—	—	—	871-83-0
	—	—	—	—	1120-21-4
	—	—	—	—	62108-22-9
	—	—	—	—	112-40-3
	—	—	—	—	1072-16-8
	—	—	—	—	62016-37-9
	—	—	—	—	62108-21-8
	—	—	—	—	1560-97-0

MID LIBRARY SEARCH (LIBRARYNB)
08/31/98 23:58:00 + 6:12
SAMPLE: S-MM5-5 1/35A/100M INST. ID: F16
CONDS.: UG/ML *100ML *100%/100% *(NA/NA)/1/35A NA M
ENHANCED (S 15B 2N 0T)

DATA: 30068111 # 557
CALI: 30068111 # 3

BASE M/Z: 43
RIC: 75008.

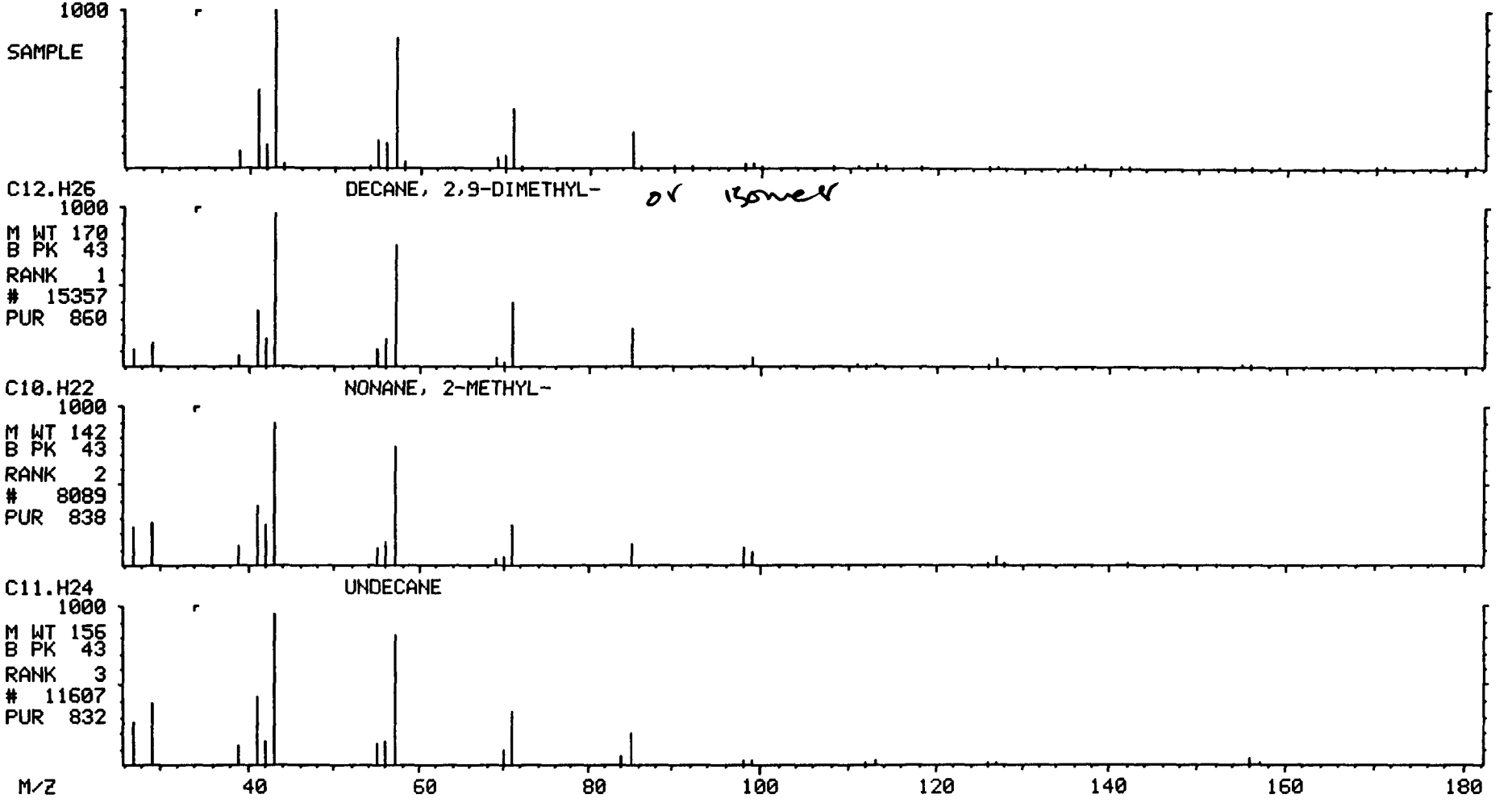

FIG 5

brary Search Data: 30068111 # 570 Base m/z: 57
/31/98 23:58:00 + 6:20 Cali: 30068111 # 3 RIC: 75520.
mple: S-MM5-5 1/3SA/100M INST. ID: F16
nds.: UG/ML *100ML *100%/100% *(NA/NA)/1/3SA NA M
hanced (S 15B 2N OT)

231 spectra in LIBRARYNB searched for maximum PURITY
718 matched at least 7 of the 16 largest peaks in the unknown

ınk	In.	Name
	19054	UNDECANE, 2,6-DIMETHYL-
	19013	DECANE, 2,5,9-TRIMETHYL-
	8104	OCTANE, 3,5-DIMETHYL-
	19026	DECANE, 2,6,8-TRIMETHYL-
	8077	HEPTANE, 2,3,5-TRIMETHYL-
	19015	DECANE, 2,5,6-TRIMETHYL-
	8092	HEPTANE, 2,3,6-TRIMETHYL-
	19006	DECANE, 6-ETHYL-2-METHYL-
	5154	HEXANE, 4-ETHYL-2-METHYL-

ınk	Formula	M.Wt	B.Pk	Purity	Fit	RFit
	C13.H28	184	57	828	941	861
	C13.H28	184	57	818	962	828
	C10.H22	142	57	808	953	816
	C13.H28	184	57	802	948	823
	C10.H22	142	57	797	950	797
	C13.H28	184	57	797	928	806
	C10.H22	142	57	791	946	791
	C13.H28	184	57	787	935	796
	C9.H20	128	57	786	941	792

ank	Ret.Time	B.P.Int.	US.Par.1	US.Par.2	C.A.S. #
	—	—	—	—	17301-23-4
	—	—	—	—	62108-22-9
	—	—	—	—	15869-93-9
	—	—	—	—	62108-26-3
	—	—	—	—	20278-85-7
	—	—	—	—	62108-23-0
	—	—	—	—	4032-93-3
	—	—	—	—	62108-21-8
	—	—	—	—	3074-75-7

MID LIBRARY SEARCH (LIBRARYNB)
08/31/98 23:58:00 + 6:20
SAMPLE: S-MM5-5 1/3SA/100M INST. ID: F16
CONDS.: UG/ML *100ML *100%/100% *(NA/NA)/1/3SA NA M
ENHANCED (S 15B 2N 0T)

DATA: 30068111 # 570
CALI: 30068111 # 3

BASE M/Z: 57
RIC: 75520.

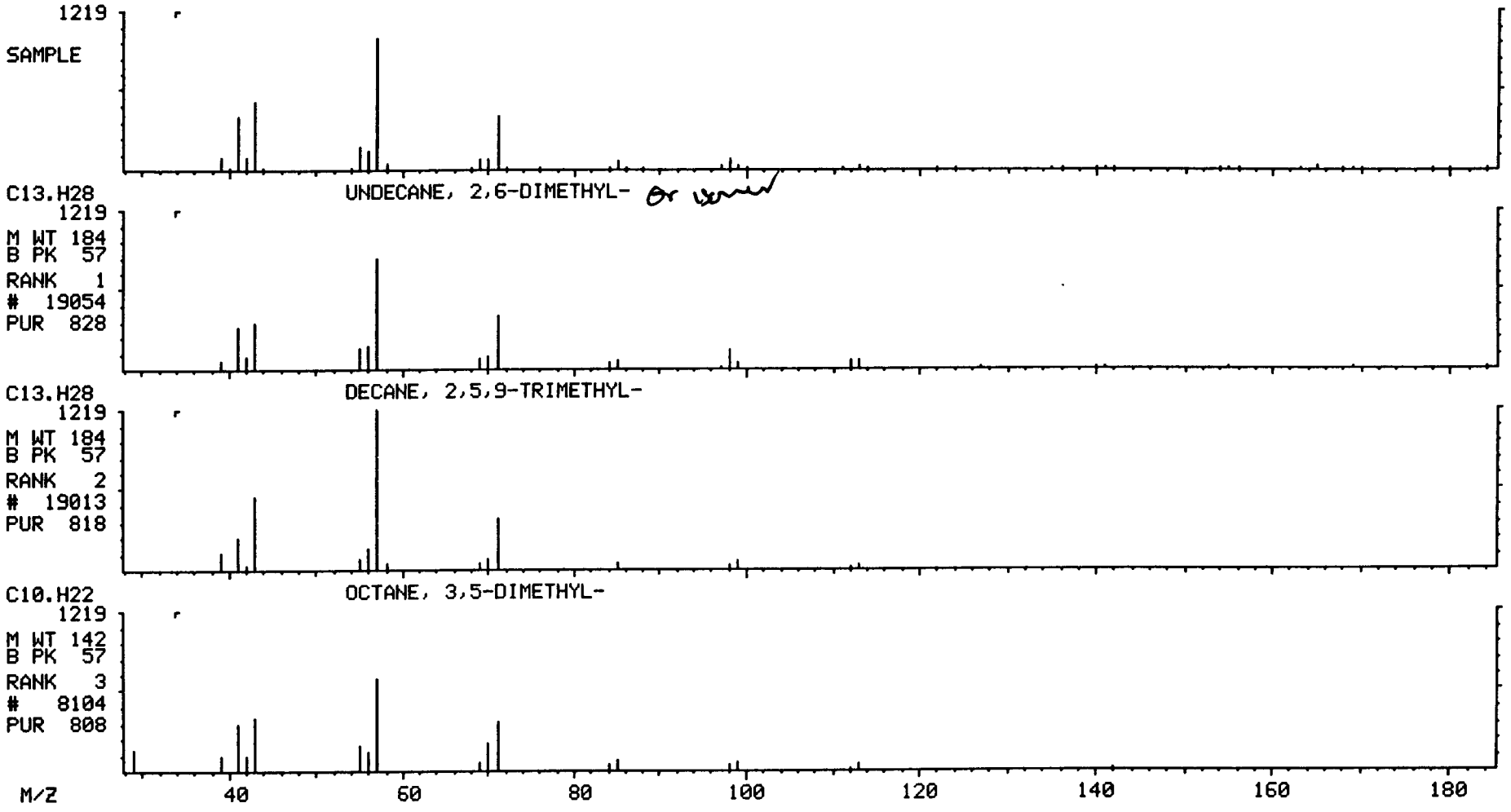

brary Search Data: 30068111 # 600 Base m/z: 41
/31/98 23:58:00 + 6:40 Cali: 30068111 # 3 RIC: 53760.
mple: S-MM5-5 1/3SA/100M INST. ID: F16
nds.: UG/ML *100ML *100%/100% *(NA/NA)/1/3SA NA M
hanced (S 15B 2N OT)

231 spectra in LIBRARYNB searched for maximum PURITY
340 matched at least 7 of the 16 largest peaks in the unknown

ink	In.	Name
	39230	9-EICOSYNE
	17938	1,12-TRIDECADIENE
	21421	1,13-TETRADECADIENE
	25960	CIS-9-TETRADECEN-1-OL
	44549	ETHANOL, 2-(9-OCTADECENYLOXY)-, (Z)-
	25963	CIS-11-TETRADECEN-1-OL
	22481	CYCLODODECANEMETHANOL
	29222	(Z)6-PENTADECEN-1-OL
	29229	CYCLOPENTADECANOL-

ink	Formula	M.Wt	B.Pk	Purity	Fit	RFit
	C20.H38	278	81	659	827	685
	C13.H24	180	55	626	872	636
	C14.H26	194	55	616	810	636
	C14.H28.O	212	55	614	860	628
	C20.H40.O2	312	55	612	758	683
	C14.H28.O	212	41	609	805	630
	C13.H26.O	198	55	606	771	635
	C15.H30.O	226	67	606	824	636
	C15.H30.O	226	55	606	776	658

ank	Ret.Time	B.P.Int.	US.Par.1	US.Par.2	C.A.S. #
	—	—	—	—	71899-38-2
	—	—	—	—	21964-48-7
	—	—	—	—	21964-49-8
	—	—	—	—	35153-15-2
	—	—	—	—	5353-25-3
	—	—	—	—	34010-15-6
	—	—	—	—	1892-12-2
	—	—	—	—	68797-95-5
	—	—	—	—	4727-17-7

MID LIBRARY SEARCH (LIBRARYNB)
08/31/98 23:58:00 + 6:40
SAMPLE: S-MM5-5 1/3SA/100M INST. ID: F16
CONDS.: UG/ML *100ML *100%/100% *(NA/NA)/1/3SA NA M
ENHANCED (S 15B 2N 0T)

DATA: 30068111 # 600
CALI: 30068111 # 3

BASE M/Z: 41
RIC: 53760.

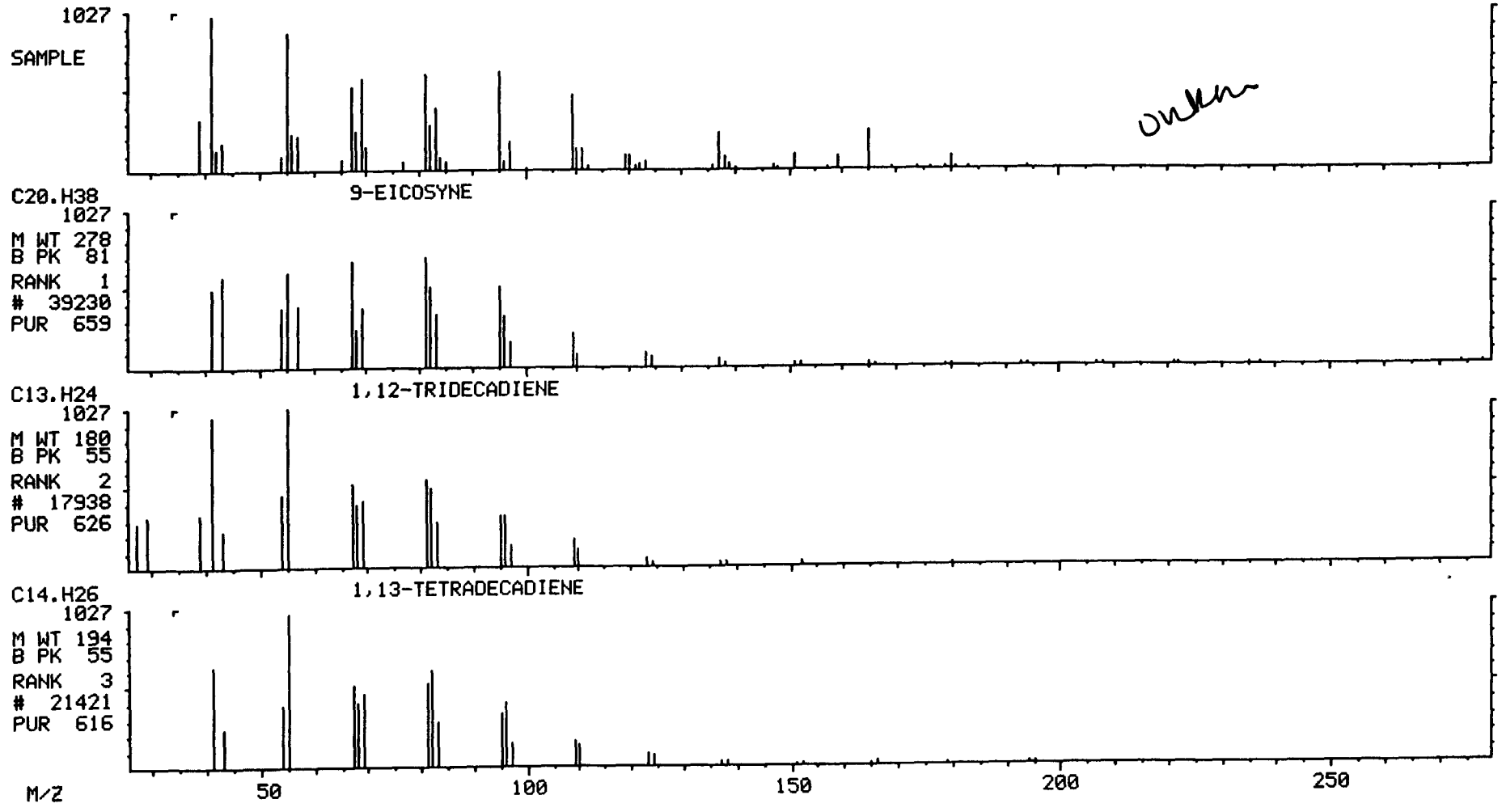

ibrary Search Data: 30068111 # 618 Base m/z: 41
8/31/98 23:58:00 + 6:52 Cali: 30068111 # 3 RIC: 54528.
ample: S-MM5-5 1/3SA/100M INST. ID: F16
onds.: UG/ML *100ML *100%/100% *(NA/NA)/1/3SA NA M
nhanced (S 15B 2N OT)

2231 spectra in LIBRARYNB searched for maximum PURITY
375 matched at least 7 of the 16 largest peaks in the unknown

ank	In.	Name
	24994	1,1'-BICYCLOHEXYL, 2-(1-METHYLETHYL)-, TRANS-
	24993	1,1'-BICYCLOHEXYL, 2-(1-METHYLETHYL)-, CIS-
	33979	BORINIC ACID, DIETHYL-, 1-CYCLODODECEN-1-YL ESTER
	24996	1,1'-BICYCLOHEXYL, 2-PROPYL-, CIS-
	24997	1,1'-BICYCLOHEXYL, 2-PROPYL-, TRANS-
	18965	11-DODECENOL
	22482	2-TRIDECEN-1-OL, (E)-
	18944	OXIRANE, DECYL-
	24990	MUUROLANE-B

ank	Formula	M.Wt	B.Pk	Purity	Fit	RFit
	C15.H28	208	83	673	923	693
	C15.H28	208	83	648	900	676
	C16.H31.O.B	250	83	623	875	675
	C15.H28	208	69	576	786	609
	C15.H28	208	41	568	774	595
	C12.H24.O	184	55	558	879	558
	C13.H26.O	198	57	553	823	581
	C12.H24.O	184	41	547	841	570
	C15.H28	208	109	546	812	582

ank	Ret.Time	B.P.Int.	US.Par.1	US.Par.2	C.A.S. #
	—	—	—	—	50991-16-7
	—	—	—	—	50991-15-6
	—	—	—	—	61142-73-2
	—	—	—	—	54934-88-2
	—	—	—	—	54934-89-3
	—	—	—	—	35289-31-7
	—	—	—	—	74962-98-4
	—	—	—	—	2855-19-8
	—	—	—	—	- -

MID LIBRARY SEARCH (LIBRARYNB)
08/31/98 23:58:00 + 6:52
SAMPLE: S-MM5-5 1/3SA/100M INST. ID: F16
CONDS.: UG/ML *100ML *100%/100% *(NA/NA)/1/3SA NA M
ENHANCED (S 15B 2N 0T)

DATA: 30068111 # 618
CALI: 30068111 # 3

BASE M/Z: 41
RIC: 54528.

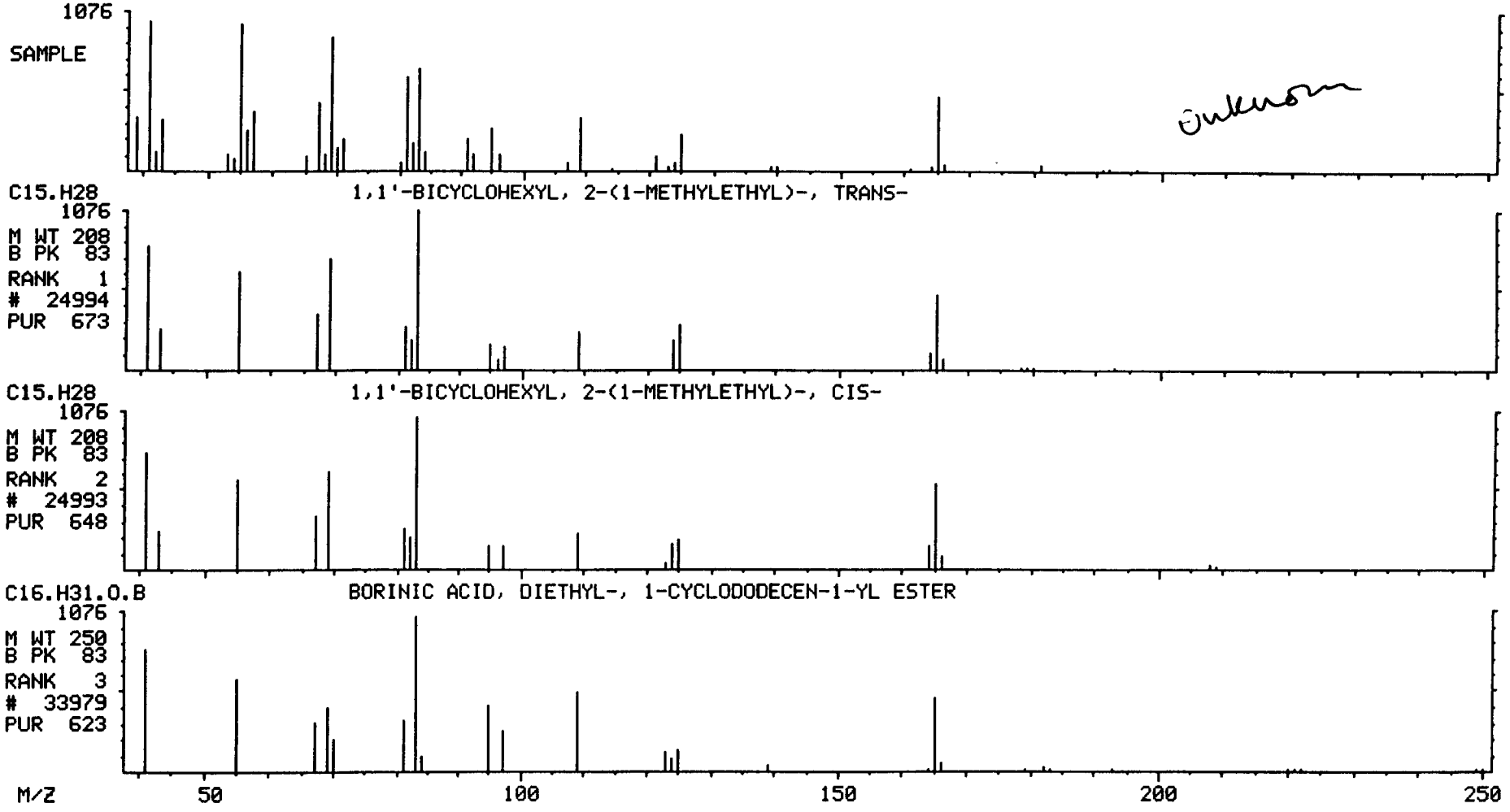

Library Search Data: 30068111 # 633 Base m/z: 57
08/31/98 23:58:00 + 7:02 Cali: 30068111 # 3 RIC: 127872.
Sample: S-MM5-5 1/3SA/100M INST. ID: F16
Conds.: UG/ML *100ML *100%/100% *(NA/NA)/1/3SA NA M
Enhanced (S 15B 2N OT)

62231 spectra in LIBRARYNB searched for maximum PURITY
781 matched at least 7 of the 16 largest peaks in the unknown

Rank	In.	Name
1	22534	TRIDECANE, 7-METHYL-
2	14799	1-DECENE, 3,4-DIMETHYL-
3	37462	HEPTADECANE, 2,6-DIMETHYL-
4	19523	1-DECANOL, 2-ETHYL-
5	8539	1-PENTANOL, 4-METHYL-2-PROPYL-
6	14751	2-UNDECENE, 5-METHYL-
7	26408	2-ETHYL-1-DODECANOL
8	14793	1-UNDECENE, 4-METHYL-
9	8071	NONANE, 3-METHYL-

Rank	Formula	M.Wt	B.Pk	Purity	Fit	RFit
1	C14.H30	198	57	768	923	774
2	C12.H24	168	57	763	949	767
3	C19.H40	268	57	754	922	787
4	C12.H26.O	186	57	749	928	764
5	C9.H20.O	144	57	746	981	746
6	C12.H24	168	57	746	958	746
7	C14.H30.O	214	57	734	906	740
8	C12.H24	168	43	728	936	728
9	C10.H22	142	57	728	949	734

Rank	Ret.Time	B.P.Int.	US.Par.1	US.Par.2	C.A.S. #
1	—	—	—	—	26730-14-3
2	—	—	—	—	50871-03-9
3	—	—	—	—	54105-67-8
4	—	—	—	—	21078-65-9
5	—	—	—	—	54004-41-0
6	—	—	—	—	56851-34-4
7	—	—	—	—	- -
8	—	—	—	—	74630-39-0
9	—	—	—	—	5911-04-6

MID LIBRARY SEARCH (LIBRARYNB)
08/31/98 23:58:00 + 7:02
SAMPLE: S-MM5-5 1/3SA/100M INST. ID: F16
CONDS.: UG/ML *100ML *100%/100% *(NA/NA)/1/3SA NA M
ENHANCED (S 15B 2N 0T)

DATA: 30068111 # 633
CALI: 30068111 # 3

BASE M/Z: 57
RIC: 127872.

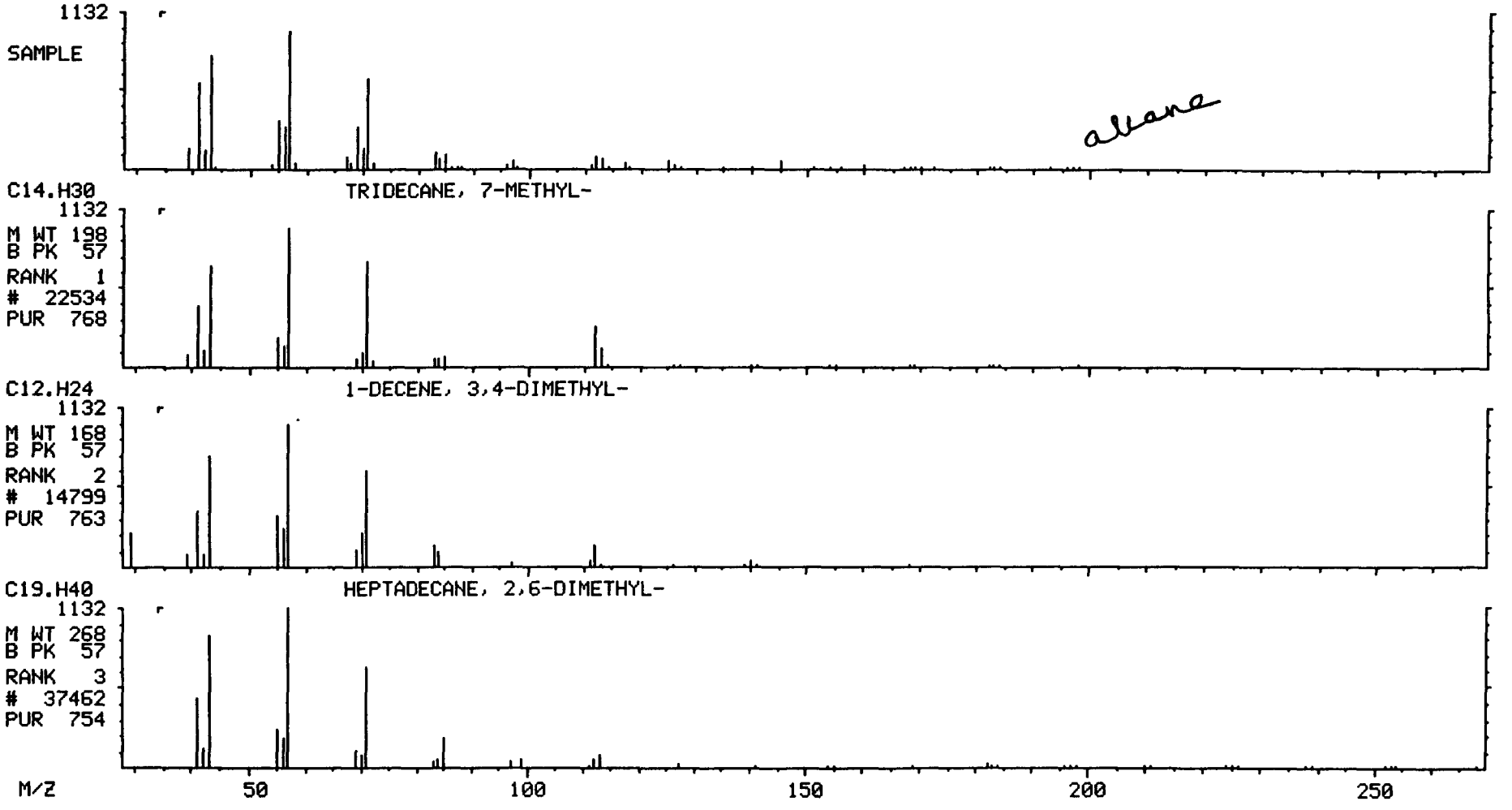

.ibrary Search Data: 30068111 # 655 Base m/z: 41
)8/31/98 23:58:00 + 7:17 Cali: 30068111 # 3 RIC: 70912.
Sample: S-MM5-5 1/3SA/100M INST. ID: F16
Conds.: UG/ML *100ML *100%/100% *(NA/NA)/1/3SA NA M
Enhanced (S 15B 2N OT)

52231 spectra in LIBRARYNB searched for maximum PURITY
744 matched at least 7 of the 16 largest peaks in the unknown

Rank	In.	Name
1	32420	1-HEXADECANOL
2	28772	7-HEXADECENE, (Z)-
3	34410	3-OCTADECENE, (E)-
4	21960	CYCLOTETRADECANE
5	34411	5-OCTADECENE, (E)-
6	40233	NONADECANOL
7	28768	3-HEXADECENE, (Z)-
8	7515	2-NONENAL, (E)-
9	14780	CYCLODODECANE

Rank	Formula	M.Wt	B.Pk	Purity	Fit	RFit
1	C16.H34.O	242	55	655	923	667
2	C16.H32	224	55	654	911	675
3	C18.H36	252	69	652	891	674
4	C14.H28	196	55	652	911	671
5	C18.H36	252	55	652	908	673
6	C19.H40.O	284	43	650	881	682
7	C16.H32	224	55	650	917	673
8	C9.H16.O	140	41	649	927	649
9	C12.H24	168	55	649	933	662

Rank	Ret.Time	B.P.Int.	US.Par.1	US.Par.2	C.A.S. #
1	—	—	—	—	36653-82-4
2	—	—	—	—	35507-09-6
3	—	—	—	—	7206-19-1
4	—	—	—	—	295-17-0
5	—	—	—	—	7206-21-5
6	—	—	—	—	52783-43-4
7	—	—	—	—	34303-81-6
8	—	—	—	—	18829-56-6
9	—	—	—	—	294-62-2

MID LIBRARY SEARCH (LIBRARYNB)
08/31/98 23:58:00 + 7:17
SAMPLE: S-MM5-5 1/3SA/100M INST. ID: F16
CONDS.: UG/ML *100ML *100%/100% *(NA/NA)/1/3SA NA M
ENHANCED (S 15B 2N 0T)

DATA: 30068111 # 655
CALI: 30068111 # 3

BASE M/Z: 41
RIC: 70912.

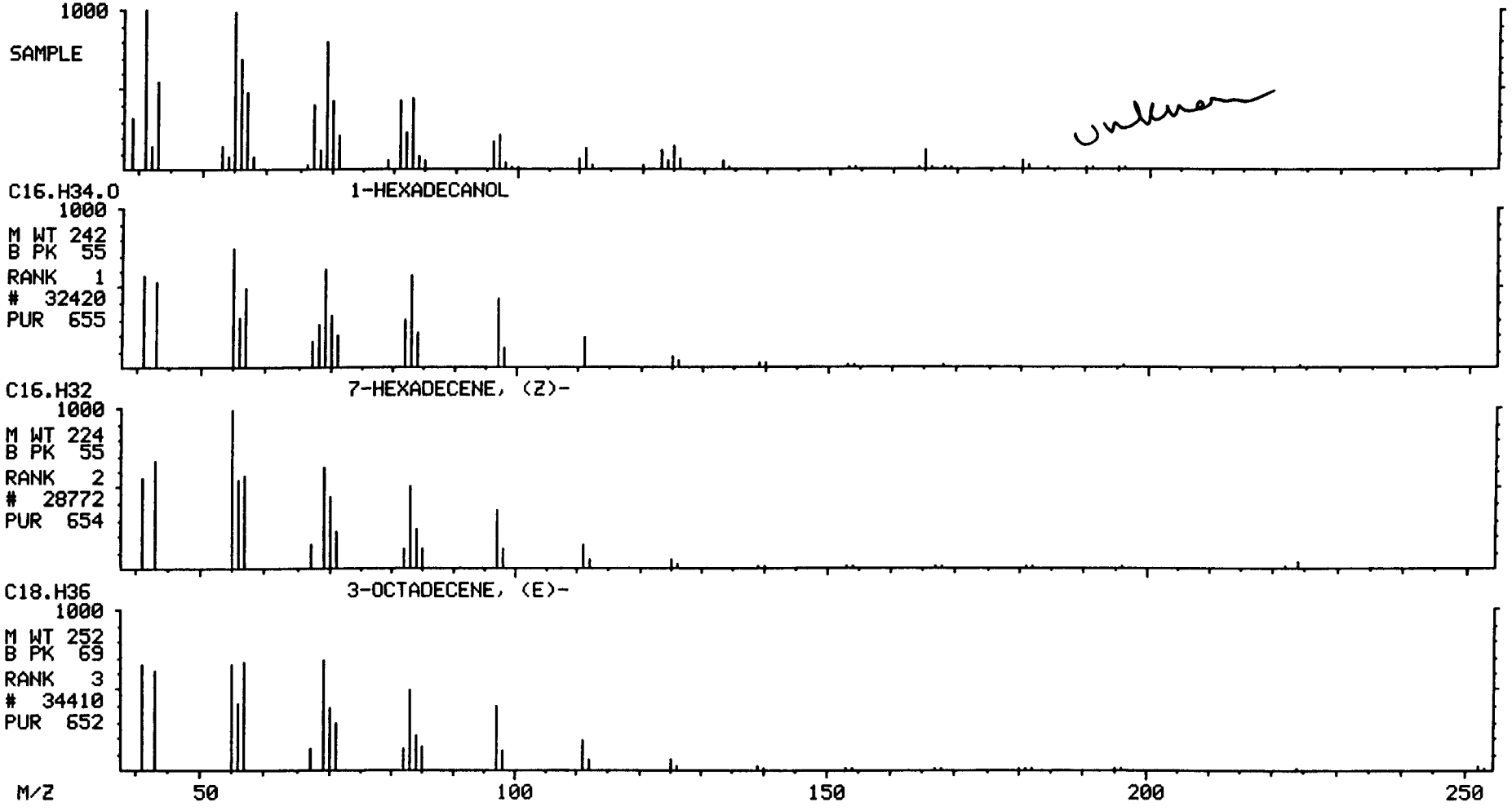

Library Search Data: 30068111 # 663 Base m/z: 57
08/31/98 23:58:00 + 7:22 Cali: 30068111 # 3 RIC: 107264.
Sample: S-MM5-5 1/3SA/100M INST. ID: F16
Conds.: UG/ML *100ML *100%/100% *(NA/NA)/1/3SA NA M
Enhanced (S 15B 2N OT)

62231 spectra in LIBRARYNB searched for maximum PURITY
560 matched at least 7 of the 16 largest peaks in the unknown

Rank	In.	Name
1	11607	UNDECANE
2	19013	DECANE, 2,5,9-TRIMETHYL-
3	19026	DECANE, 2,6,8-TRIMETHYL-
4	15357	DECANE, 2,9-DIMETHYL-
5	11602	OCTANE, 2,4,6-TRIMETHYL-
6	8104	OCTANE, 3,5-DIMETHYL-
7	8089	NONANE, 2-METHYL-
8	5159	NONANE
9	8074	OCTANE, 2,7-DIMETHYL-

Rank	Formula	M.Wt	B.Pk	Purity	Fit	RFit
1	C11.H24	156	43	854	959	859
2	C13.H28	184	57	815	914	829
3	C13.H28	184	57	813	911	839
4	C12.H26	170	43	811	932	841
5	C11.H24	156	57	801	933	822
6	C10.H22	142	57	798	902	826
7	C10.H22	142	43	797	913	827
8	C9.H20	128	43	795	914	834
9	C10.H22	142	43	794	901	807

Rank	Ret.Time	B.P.Int.	US.Par.1	US.Par.2	C.A.S. #
1	—	—	—	—	1120-21-4
2	—	—	—	—	62108-22-9
3	—	—	—	—	62108-26-[illegible]
4	—	—	—	—	1002-17-1
5	—	—	—	—	62016-37-9
6	—	—	—	—	15869-93-9
7	—	—	—	—	871-83-0
8	—	—	—	—	111-84-2
9	—	—	—	—	1072-16-8

MID LIBRARY SEARCH (LIBRARYNB)
08/31/98 23:58:00 + 7:22
SAMPLE: S-MM5-5 1/3SA/100M INST. ID: F16
CONDS.: UG/ML *100ML *100%/100% *(NA/NA)/1/3SA NA M
ENHANCED (S 15B 2N 0T)

DATA: 30068111 # 663
CALI: 30068111 # 3

BASE M/Z: 57
RIC: 107264.

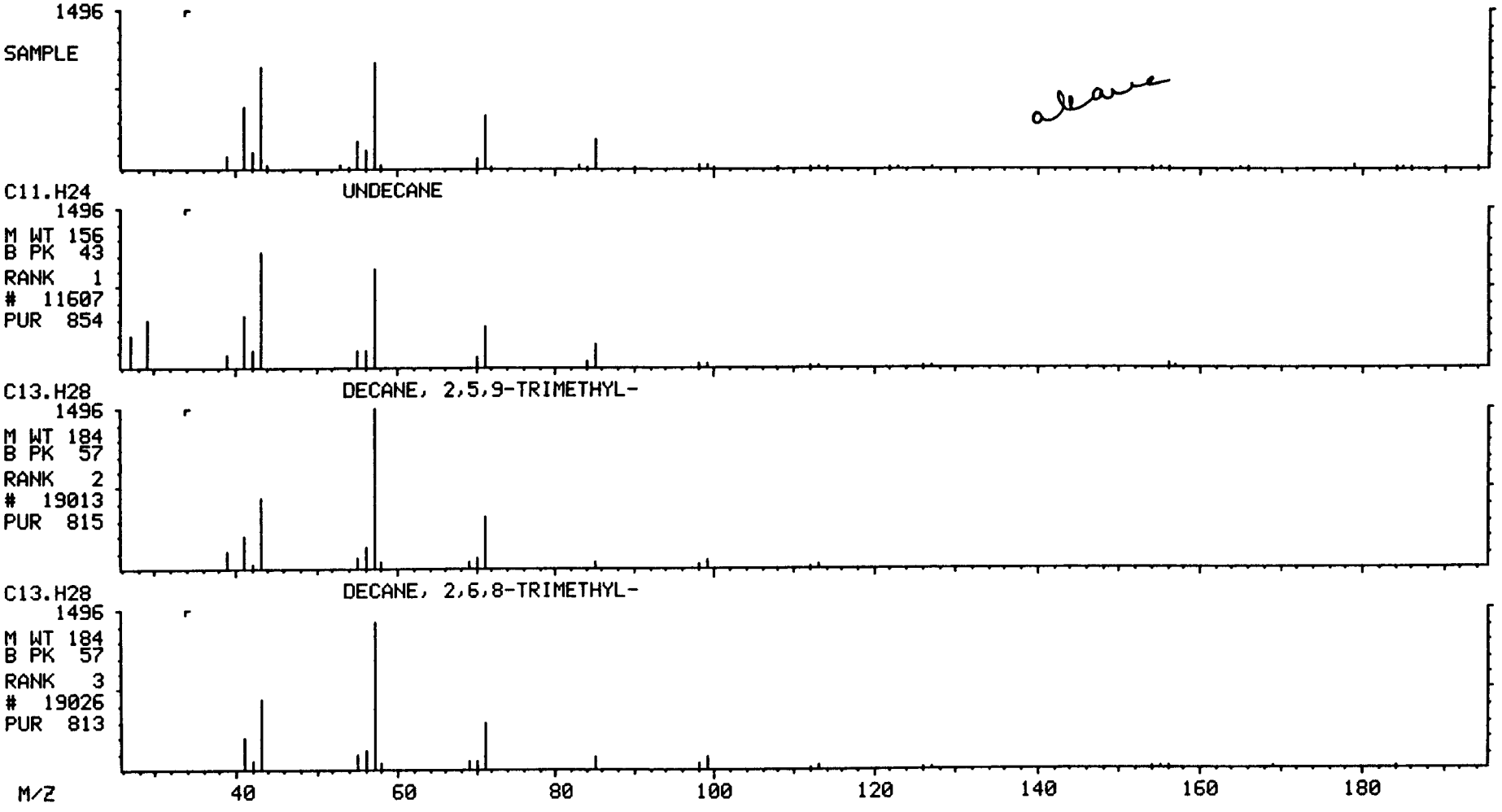

Library Search Data: 30068111 # 679 Base m/z: 57
08/31/98 23:58:00 + 7:33 Cali: 30068111 # 3 RIC: 62656.
Sample: S-MM5-5 1/3SA/100M INST. ID: F16
Conds.: UG/ML *100ML *100%/100% *(NA/NA)/1/3SA NA M
Enhanced (S 15B 2N OT)

62231 spectra in LIBRARYNB searched for maximum PURITY
324 matched at least 6 of the 16 largest peaks in the unknown

Rank	In.	Name
1	5159	NONANE
2	37251	1-IODO-2-METHYLNONANE
3	40866	OCTADECANE, 1-CHLORO-
4	5151	HEPTANE, 3,4-DIMETHYL-
5	19826	OCTANETHIOIC ACID, S-ETHYL ESTER
6	30843	4,4,6-TRIMETHYL-6-PHENYLTETRAHYDRO-1,3-OXAZINE-2-THIONE
7	11607	UNDECANE
8	35931	HEXADECANE, 1-CHLORO-
9	5154	HEXANE, 4-ETHYL-2-METHYL-

Rank	Formula	M.Wt	B.Pk	Purity	Fit	RFit
1	C9.H20	128	43	355	874	375
2	C10.H21.I	268	43	353	871	381
3	C18.H37.CL	288	57	339	782	416
4	C9.H20	128	43	334	836	349
5	C10.H20.O.S	188	57	334	744	345
6	C13.H17.O.N.S	235	118	334	676	441
7	C11.H24	156	43	333	852	367
8	C16.H33.CL	260	57	333	774	414
9	C9.H20	128	57	332	831	364

Rank	Ret.Time	B.P.Int.	US.Par.1	US.Par.2	C.A.S. #
1	—	—	—	—	111-84-2
2	—	—	—	—	- -
3	—	—	—	—	3386-33-2
4	—	—	—	—	922-28-1
5	—	—	—	—	2432-84-0
6	—	—	—	—	- -
7	—	—	—	—	1120-21-4
8	—	—	—	—	4860-03-1
9	—	—	—	—	3074-75-7

MID LIBRARY SEARCH (LIBRARYNB)
08/31/98 23:58:00 + 7:33
SAMPLE: S-MM5-5 1/3SA/100M INST. ID: F16
CONDS.: UG/ML *100ML *100%/100% *(NA/NA)/1/3SA NA M
ENHANCED (S 15B 2N 0T)

DATA: 30068111 # 679
CALI: 30068111 # 3

BASE M/Z: 57
RIC: 62656.

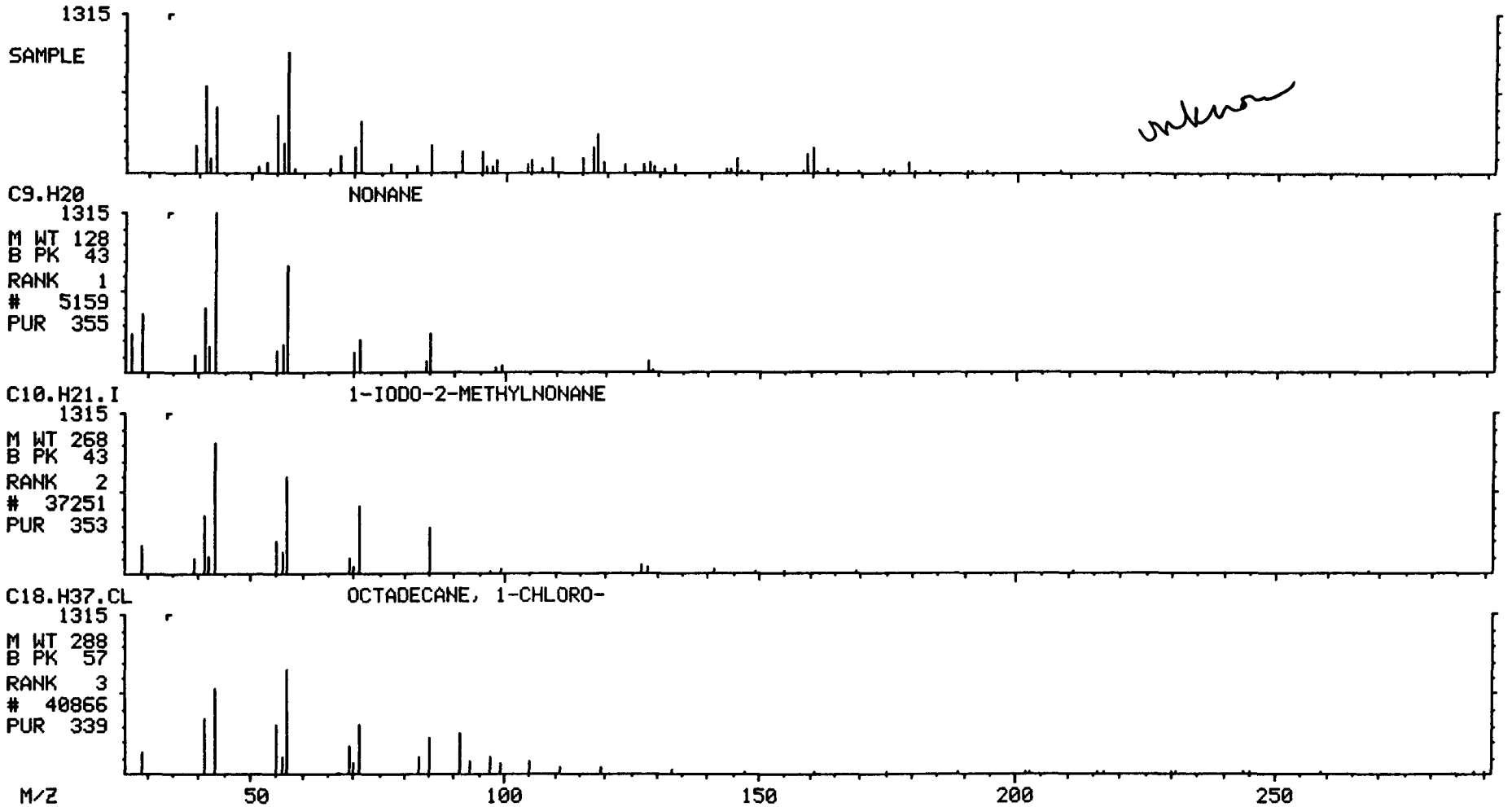

.ibrary Search Data: 30068111 # 701 Base m/z: 41
)8/31/98 23:58:00 + 7:48 Cali: 30068111 # 3 RIC: 54272.
Sample: S-MM5-5 1/3SA/100M INST. ID: F16
Conds.: UG/ML *100ML *100%/100% *(NA/NA)/1/3SA NA M
Enhanced (S 15B 2N OT)

>2231 spectra in LIBRARYNB searched for maximum PURITY
976 matched at least 5 of the 16 largest peaks in the unknown

Rank	In.	Name
1	10423	3-UNDECYNE
2	14158	3-DODECYNE
3	28273	8-HEXADECYNE
4	6996	1-ETHYNYL-1-CYCLOHEPTANOL
5	7028	1,3-HEXADIENE, 3-ETHYL-2,5-DIMETHYL-
6	28267	3-HEXADECYNE
7	10438	1,4-UNDECADIENE, (Z)-
8	10408	THUJONE
9	18371	5,7-DIMETHYLOCTAHYDROCOUMARIN

Rank	Formula	M.Wt	B.Pk	Purity	Fit	RFit
	C11.H20	152	67	427	887	427
2	C12.H22	166	67	421	831	422
3	C16.H30	222	81	421	764	467
4	C9.H14.O	138	81	417	836	438
5	C10.H18	138	67	414	859	414
6	C16.H30	222	67	408	713	437
7	C11.H20	152	67	407	889	431
8	C10.H16.O	152	81	404	896	416
9	C11.H18.O2	182	95	397	827	432

ank	Ret.Time	B.P.Int.	US.Par.1	US.Par.2	C.A.S. #
	—	—	—	—	60212-30-8
	—	—	—	—	6790-27-8
	—	—	—	—	19781-86-3
	—	—	—	—	2809-78-1
	—	—	—	—	62338-07-2
	—	—	—	—	61886-62-2
	—	—	—	—	55976-14-2
	—	—	—	—	546-80-5
	—	—	—	—	- -

MID LIBRARY SEARCH (LIBRARYNB)
08/31/98 23:58:00 + 7:48
SAMPLE: S-MM5-5 1/35A/100M INST. ID: F16
CONDS.: UG/ML *100ML *100%/100% *(NA/NA)/1/35A NA M
ENHANCED (S 15B 2N 0T)

DATA: 30068111 # 701
CALI: 30068111 # 3

BASE M/Z: 41
RIC: 54272.

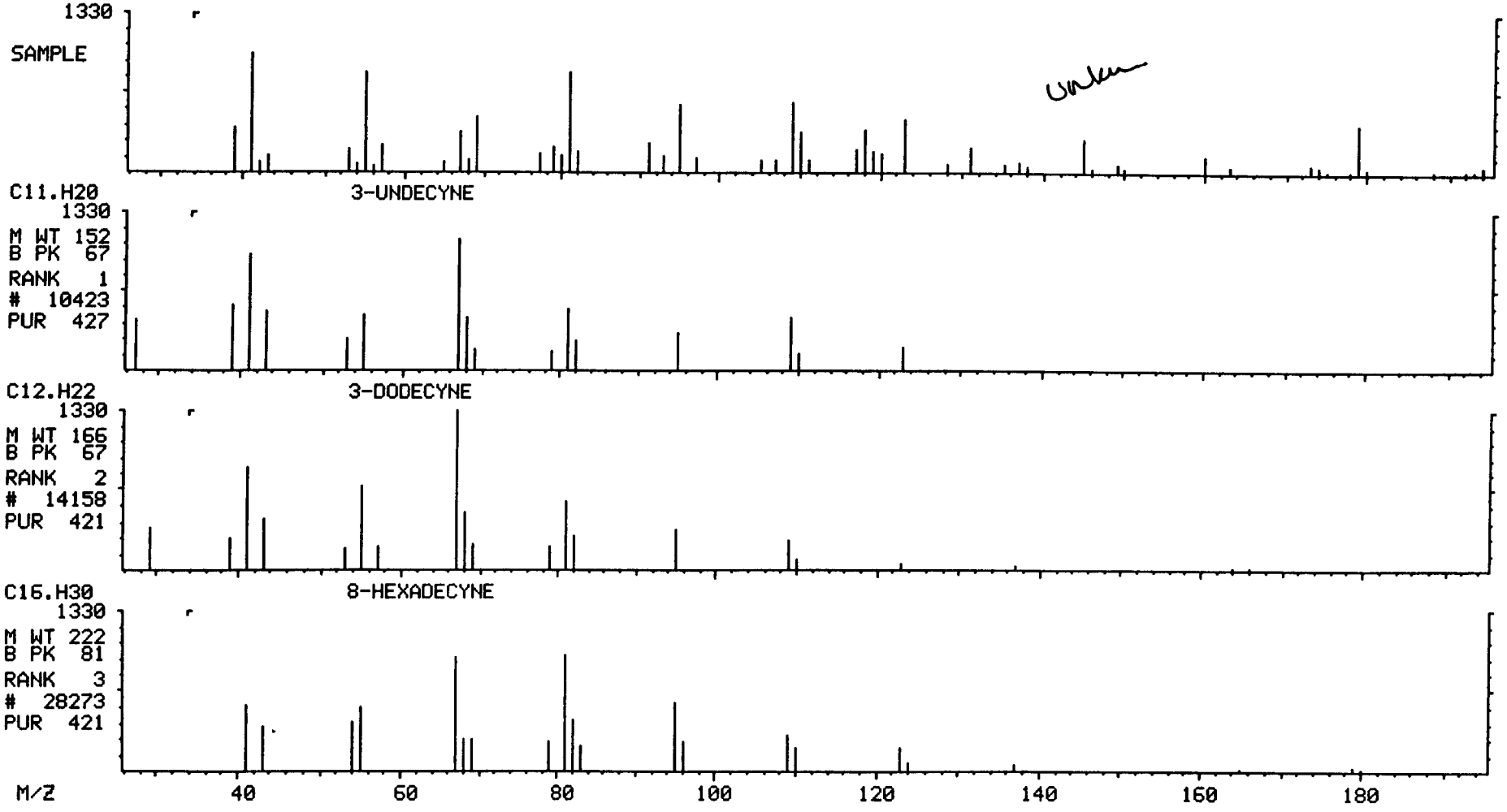

Library Search Data: 30068111 # 715 Base m/z: 41
08/31/98 23:58:00 + 7:57 Cali: 30068111 # 3 RIC: 58944.
Sample: S-MM5-5 1/3SA/100M INST. ID: F16
Conds.: UG/ML *100ML *100%/100% *(NA/NA)/1/3SA NA M
Enhanced (S 15B 2N OT)

62231 spectra in LIBRARYNB searched for maximum PURITY
309 matched at least 7 of the 16 largest peaks in the unknown

Rank	In.	Name
1	32052	OXIRANE, TETRADECYL-
2	40193	CIS-9,10-EPOXYOCTADECAN-1-OL
3	31486	ACETAMIDE, N-METHYL-N-[4-[4-METHOXY-1-HEXAHYDROPYRIDYL]-2-BUTYNYL]-
4	21927	TRANS-2-TRIDECENAL
5	50599	PENTALENE, OCTAHYDRO-1-(2-OCTYLDECYL)-
6	46251	DODECANE, 1,2-DIBROMO-
7	56499	9-OCTADECENOIC ACID (Z)-, 2-(ACETYLOXY)-1-[(ACETYLOXY)METHYL]ETHYL *
8	37035	9-OCTADECENAL, (Z)-
9	18445	2-DODECENAL

Rank	Formula	M.Wt	B.Pk	Purity	Fit	RFit
1	C16.H32.O	240	41	453	904	468
2	C18.H36.O2	284	55	438	896	466
3	C13.H22.O2.N2	238	43	436	817	497
4	C13.H24.O	196	41	433	863	455
5	C26.H50	362	43	428	833	487
6	C12.H24.BR2	326	41	414	790	490
7	C25.H44.O6	440	43	414	709	515
8	C18.H34.O	266	55	407	848	467
9	C12.H22.O	182	70	403	874	425

Rank	Ret.Time	B.P.Int.	US.Par.1	US.Par.2	C.A.S. #
1	—	—	—	—	7320-37-8
2	—	—	—	—	13980-12-6
3	—	—	—	—	- -
4	—	—	—	—	- -
5	—	—	—	—	55401-65-5
6	—	—	—	—	55334-42-4
7	—	—	—	—	55401-63-3
8	—	—	—	—	2423-10-1
9	—	—	—	—	4826-62-4

MID LIBRARY SEARCH (LIBRARYNB)
08/31/98 23:58:00 + 7:57
SAMPLE: S-MM5-5 1/3SA/100M INST. ID: F16
CONDS.: UG/ML *100ML *100%/100% *(NA/NA)/1/3SA NA M
ENHANCED (S 15B 2N 0T)

DATA: 30068111 # 715
CALI: 30068111 # 3

BASE M/Z: 41
RIC: 58944.

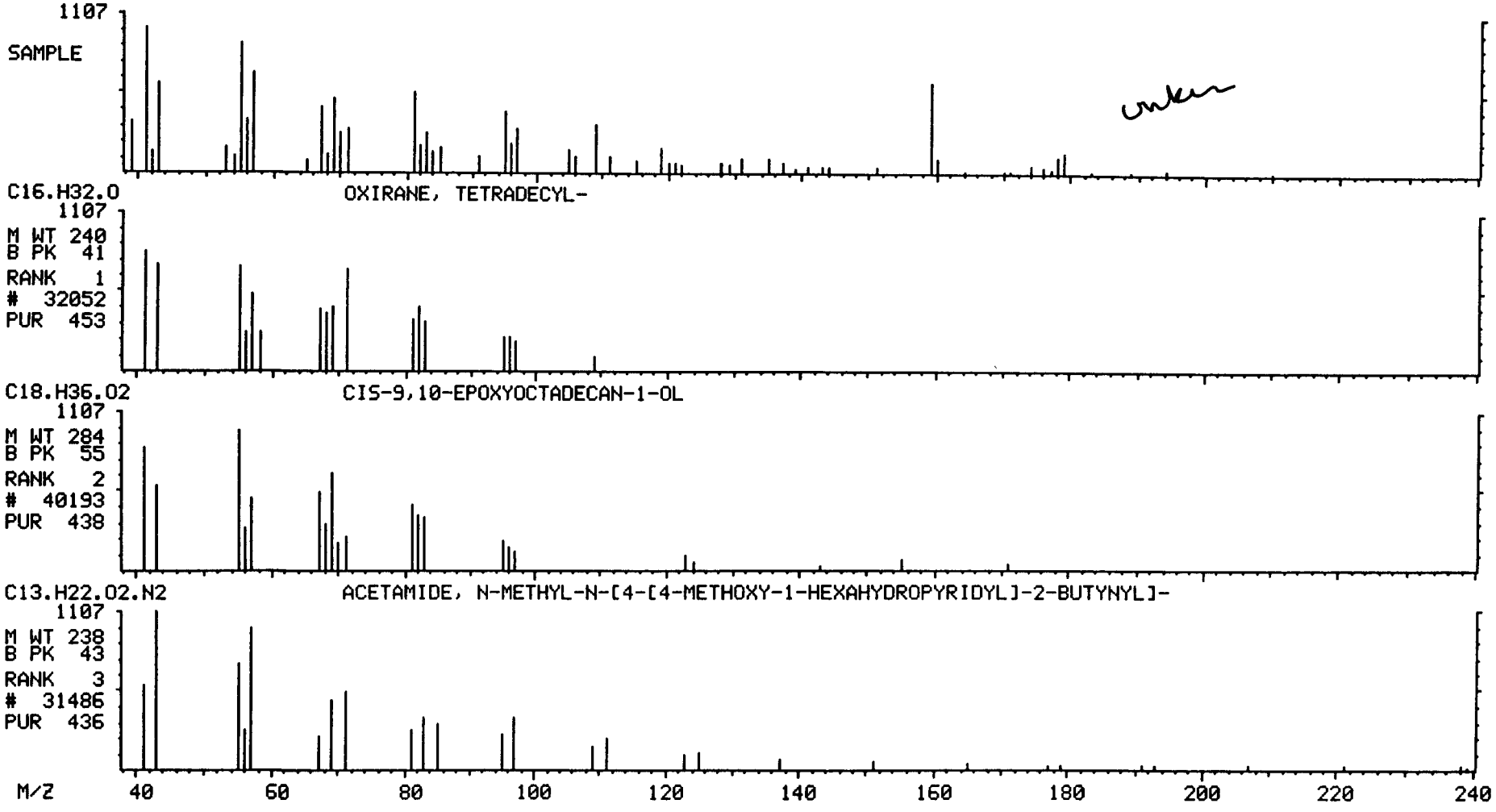

Library Search Data: 30068111 # 739 Base m/z: 57
08/31/98 23:58:00 + 8:13 Cali: 30068111 # 3 RIC: 131072.
Sample: S-MM5-5 1/3SA/100M INST. ID: F16
Conds.: UG/ML *100ML *100%/100% *(NA/NA)/1/3SA NA M
Enhanced (S 15B 2N OT)

62231 spectra in LIBRARYNB searched for maximum PURITY
748 matched at least 7 of the 16 largest peaks in the unknown

Rank	In.	Name
1	25991	DODECANE, 2,6,10-TRIMETHYL-
2	37462	HEPTADECANE, 2,6-DIMETHYL-
3	42196	HEPTADECANE, 2,6,10,14-TETRAMETHYL-
4	22535	DODECANE, 4,6-DIMETHYL-
5	26001	DODECANE, 2,7,10-TRIMETHYL-
6	25997	PENTADECANE
7	19026	DECANE, 2,6,8-TRIMETHYL-
8	25994	DODECANE, 2,6,11-TRIMETHYL-
9	18998	UNDECANE, 3,7-DIMETHYL-

Rank	Formula	M.Wt	B.Pk	Purity	Fit	RFit
1	C15.H32	212	57	817	956	834
2	C19.H40	268	57	816	931	852
3	C21.H44	296	57	815	927	858
4	C14.H30	198	57	803	940	815
5	C15.H32	212	57	794	960	815
6	C15.H32	212	57	789	918	825
7	C13.H28	184	57	787	919	795
8	C15.H32	212	57	782	944	808
9	C13.H28	184	43	781	919	790

Rank	Ret.Time	B.P.Int.	US.Par.1	US.Par.2	C.A.S. #
1	—	—	—	—	3891-98-3
2	—	—	—	—	54105-67-8
3	—	—	—	—	18344-37-1
4	—	—	—	—	61141-72-8
5	—	—	—	—	74645-98-0
6	—	—	—	—	629-62-9
7	—	—	—	—	62108-26-3
8	—	—	—	—	31295-56-4
9	—	—	—	—	17301-29-0

MID LIBRARY SEARCH (LIBRARYNB)
08/31/98 23:58:00 + 8:13
SAMPLE: S-MM5-5 1/35A/100M INST. ID: F16
CONDS.: UG/ML *100ML *100%/100% *(NA/NA)/1/35A NA M
ENHANCED (S 15B 2N 0T)

DATA: 30068111 # 739
CALI: 30068111 # 3

BASE M/Z: 57
RIC: 131072.

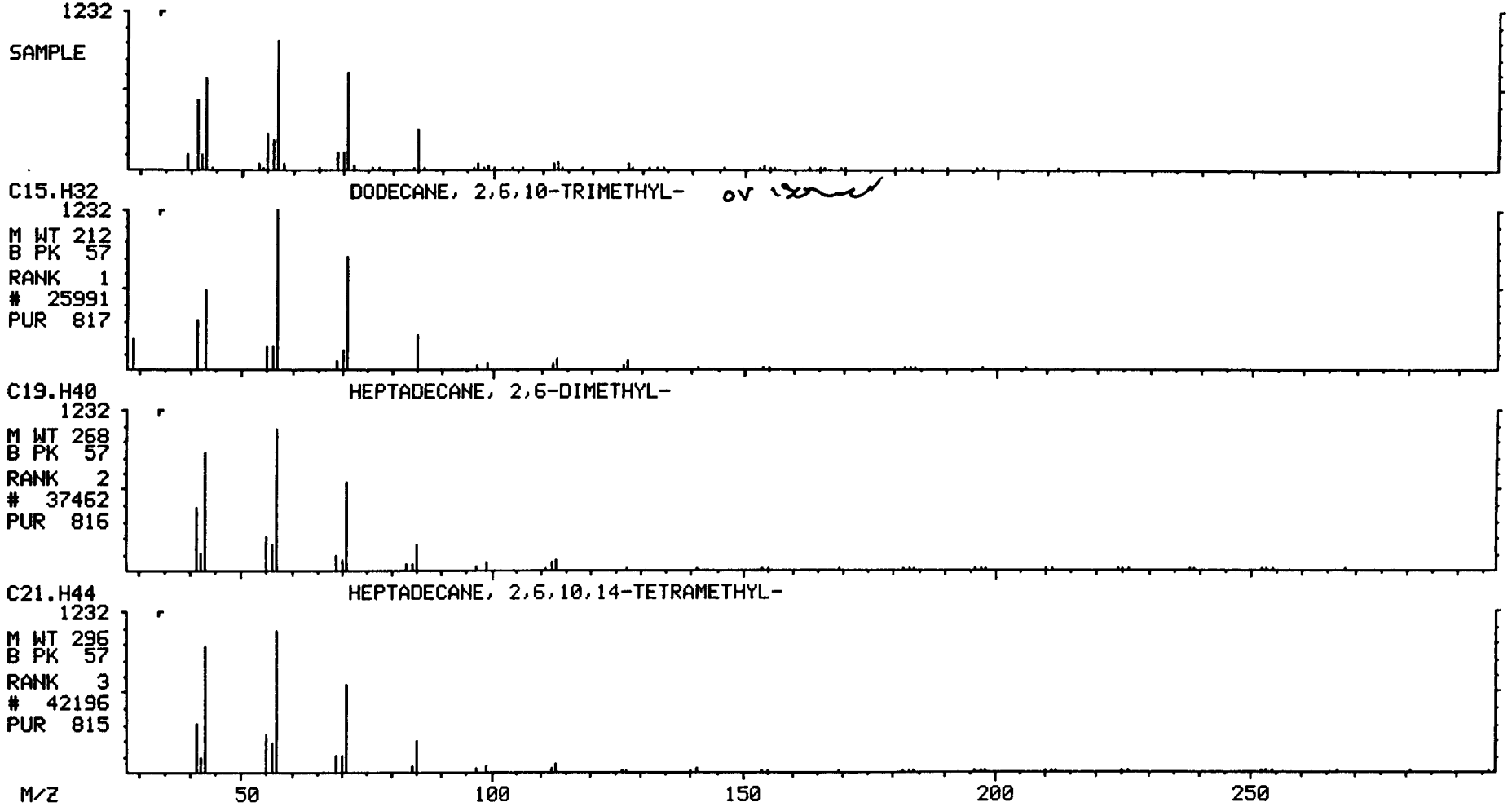

.ibrary Search Data: 30068111 # 764 Base m/z: 43
)8/31/98 23:58:00 + 8:30 Cali: 30068111 # 3 RIC: 187392.
Sample: S-MM5-5 1/3SA/100M INST. ID: F16
Conds.: UG/ML *100ML *100%/100% *(NA/NA)/1/3SA NA M
Enhanced (S 15B 2N OT)

52231 spectra in LIBRARYNB searched for maximum PURITY
634 matched at least 7 of the 16 largest peaks in the unknown

Rank	In.	Name
1	22530	TETRADECANE
2	19006	DECANE, 6-ETHYL-2-METHYL-
3	11612	NONANE, 2,5-DIMETHYL-
4	11607	UNDECANE
5	19007	DODECANE, 3-METHYL-
6	15358	UNDECANE, 3-METHYL-
7	22532	TRIDECANE, 2-METHYL-
8	42196	HEPTADECANE, 2,6,10,14-TETRAMETHYL-
9	39681	1-IODOUNDECANE

Rank	Formula	M.Wt	B.Pk	Purity	Fit	RFit
	C14.H30	198	43	710	950	715
	C13.H28	184	57	708	954	708
	C11.H24	156	57	687	865	687
	C11.H24	156	43	684	970	684
	C13.H28	184	57	684	896	686
	C12.H26	170	57	682	911	682
	C14.H30	198	57	676	878	679
	C21.H44	296	57	676	921	696
	C11.H23.I	282	57	675	864	682

ank	Ret.Time	B.P.Int.	US.Par.1	US.Par.2	C.A.S. #
	—	—	—	—	629-59-4
	—	—	—	—	62108-21-8
	—	—	—	—	17302-27-1
	—	—	—	—	1120-21-4
	—	—	—	—	17312-57-1
	—	—	—	—	1002-43-3
	—	—	—	—	1560-96-9
	—	—	—	—	18344-37-1
	—	—	—	—	4282-44-4

MID LIBRARY SEARCH (LIBRARYNB)
08/31/98 23:58:00 + 8:30
SAMPLE: S-MM5-5 1/35A/100M INST. ID: F16
CONDS.: UG/ML *100ML *100%/100% *(NA/NA)/1/35A NA M
ENHANCED (S 15B 2N 0T)

DATA: 30068111 # 764
CALI: 30068111 # 3

BASE M/Z: 43
RIC: 187392.

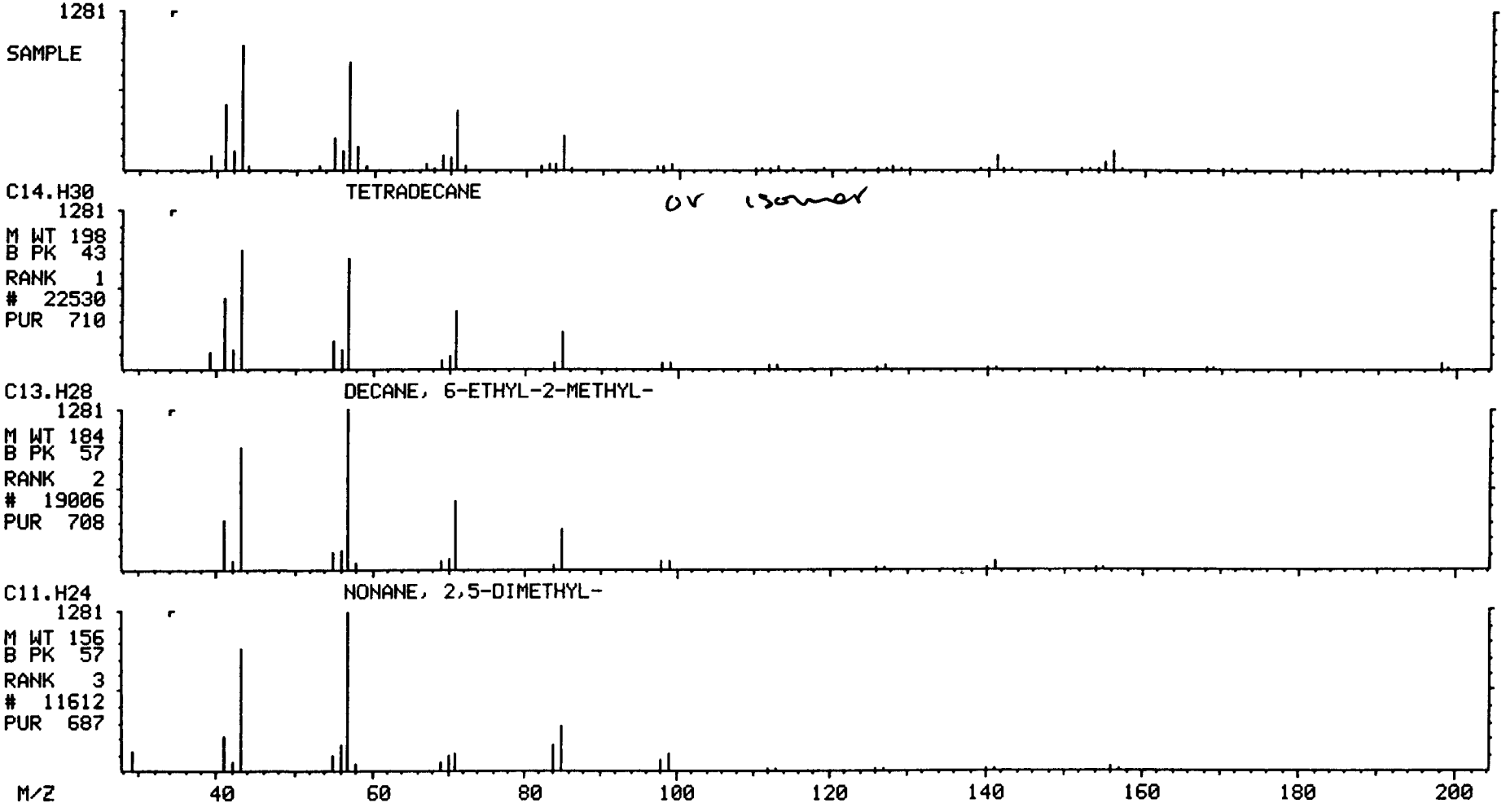

Figure 5

Library Search Data: 30068111 # 778 Base m/z: 41
08/31/98 23:58:00 + 8:39 Cali: 30068111 # 3 RIC: 59520.
Sample: S-MM5-5 1/3SA/100M INST. ID: F16
Conds.: UG/ML *100ML *100%/100% *(NA/NA)/1/3SA NA M
Enhanced (S 15B 2N OT)

62231 spectra in LIBRARYNB searched for maximum PURITY
618 matched at least 6 of the 16 largest peaks in the unknown

Rank	In.	Name
1	31174	1-HEPTADECYNE
2	40193	CIS-9,10-EPOXYOCTADECAN-1-OL
3	56499	9-OCTADECENOIC ACID (Z)-, 2-(ACETYLOXY)-1-[(ACETYLOXY)METHYL]ETHYL *
4	37444	OXIRANE, HEXADECYL-
5	34009	1-OCTADECYNE
6	31486	ACETAMIDE, N-METHYL-N-[4-[4-METHOXY-1-HEXAHYDROPYRIDYL]-2-BUTYNYL]-
7	22481	CYCLODODECANEMETHANOL
8	28275	1-HEXADECYNE
9	25010	1-PENTADECYNE

Rank	Formula	M.Wt	B.Pk	Purity	Fit	RFit
1	C17.H32	236	81	424	837	439
2	C18.H36.O2	284	55	416	839	476
3	C25.H44.O6	440	43	414	744	520
4	C18.H36.O	268	57	412	783	479
5	C18.H34	250	81	410	837	435
6	C13.H22.O2.N2	238	43	405	798	472
7	C13.H26.O	198	55	404	808	463
8	C16.H30	222	81	404	830	420
9	C15.H28	208	81	402	825	418

Rank	Ret.Time	B.P.Int.	US.Par.1	US.Par.2	C.A.S. #
1	—	—	—	—	26186-00-5
2	—	—	—	—	13980-12-6
3	—	—	—	—	55401-63-3
4	—	—	—	—	7390-81-0
5	—	—	—	—	629-89-0
6	—	—	—	—	- -
7	—	—	—	—	1892-12-2
8	—	—	—	—	629-74-3
9	—	—	—	—	765-13-9

MID LIBRARY SEARCH (LIBRARYNB)
08/31/98 23:58:00 + 8:39
SAMPLE: S-MM5-5 1/3SA/100M INST. ID: F16
CONDS.: UG/ML *100ML *100%/100% *(NA/NA)/1/3SA NA M
ENHANCED (S 15B 2N 0T)

DATA: 30068111 # 778
CALI: 30068111 # 3

BASE M/Z: 41
RIC: 59520.

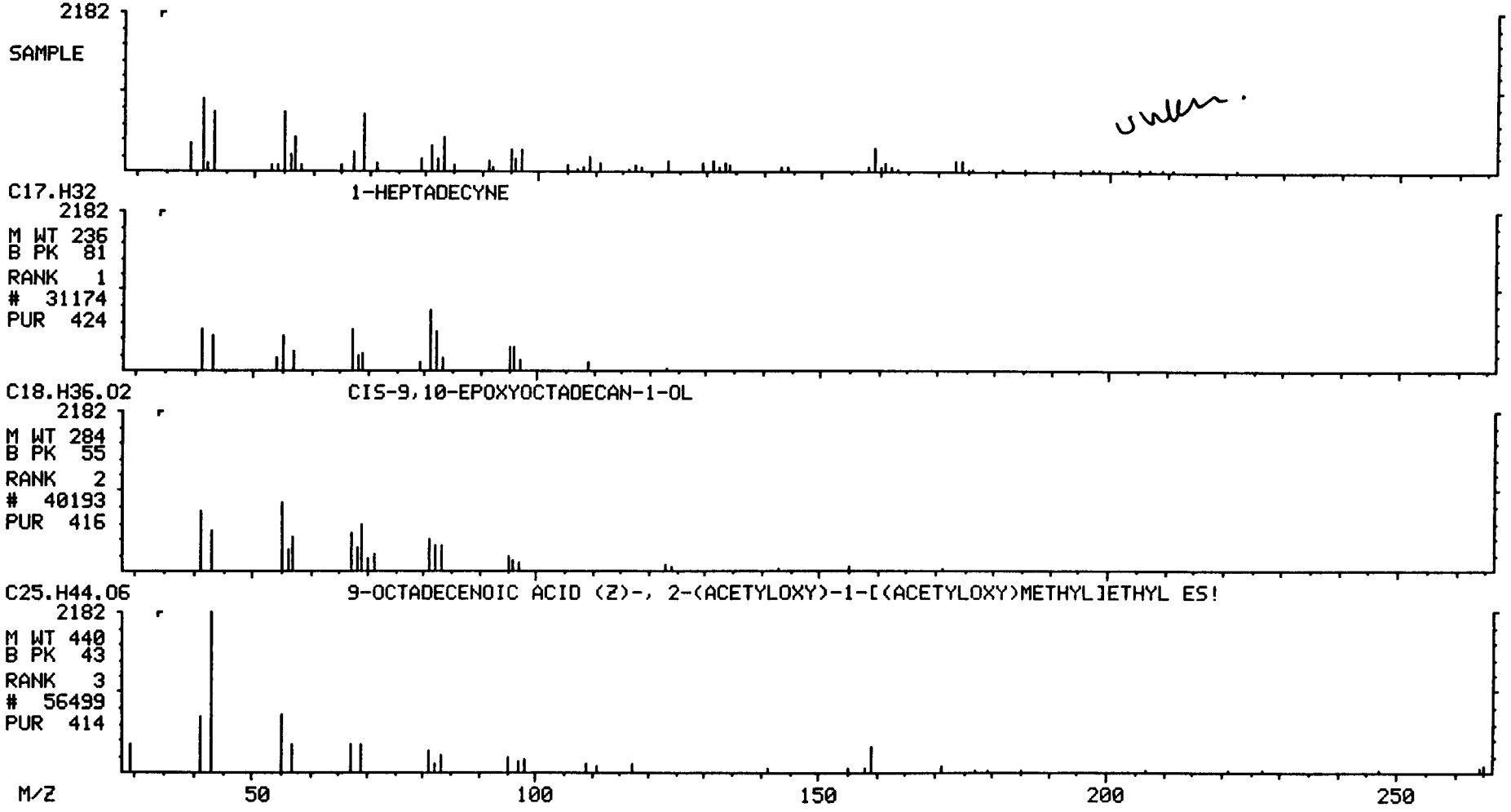

FIG 5

Library Search Data: 30068111 # 809 Base m/z: 41
08/31/98 23:58:00 + 9:00 Cali: 30068111 # 3 RIC: 56000.
Sample: S-MM5-5 1/3SA/100M INST. ID: F16
Conds.: UG/ML *100ML *100%/100% *(NA/NA)/1/3SA NA M
Enhanced (S 15B 2N OT)

62231 spectra in LIBRARYNB searched for maximum PURITY
345 matched at least 7 of the 16 largest peaks in the unknown

Rank	In.	Name
1	40193	CIS-9,10-EPOXYOCTADECAN-1-OL
2	25971	OXIRANE, DODECYL-
3	37444	OXIRANE, HEXADECYL-
4	37449	OCTADECANAL
5	22482	2-TRIDECEN-1-OL, (E)-
6	39230	9-EICOSYNE
7	31486	ACETAMIDE, N-METHYL-N-[4-[4-METHOXY-1-HEXAHYDROPYRIDYL]-2-BUTYNYL]-
8	11590	6-OCTEN-1-OL, 3,7-DIMETHYL-
9	44549	ETHANOL, 2-(9-OCTADECENYLOXY)-, (Z)-

Rank	Formula	M.Wt	B.Pk	Purity	Fit	RFit
1	C18.H36.O2	284	55	562	949	571
2	C14.H28.O	212	41	548	898	560
3	C18.H36.O	268	57	530	861	573
4	C18.H36.O	268	43	526	850	565
5	C13.H26.O	198	57	524	891	537
6	C20.H38	278	81	513	856	533
7	C13.H22.O2.N2	238	43	509	865	542
8	C10.H20.O	156	41	507	897	515
9	C20.H40.O2	312	55	503	806	562

Rank	Ret.Time	B.P.Int.	US.Par.1	US.Par.2	C.A.S. #
1	—	—	—	—	13980-12-6
2	—	—	—	—	3234-28-4
3	—	—	—	—	7390-81-0
4	—	—	—	—	638-66-4
5	—	—	—	—	74962-98-4
6	—	—	—	—	71899-38-2
7	—	—	—	—	- -
8	—	—	—	—	106-22-9
9	—	—	—	—	5353-25-3

MID LIBRARY SEARCH (LIBRARYNB)
08/31/98 23:58:00 + 9:00
SAMPLE: S-MM5-5 1/3SA/100M INST. ID: F16
CONDS.: UG/ML *100ML *100%/100% *(NA/NA)/1/3SA NA M
ENHANCED (S 15B 2N 0T)

DATA: 30068111 # 809
CALI: 30068111 # 3

BASE M/Z: 41
RIC: 56000.

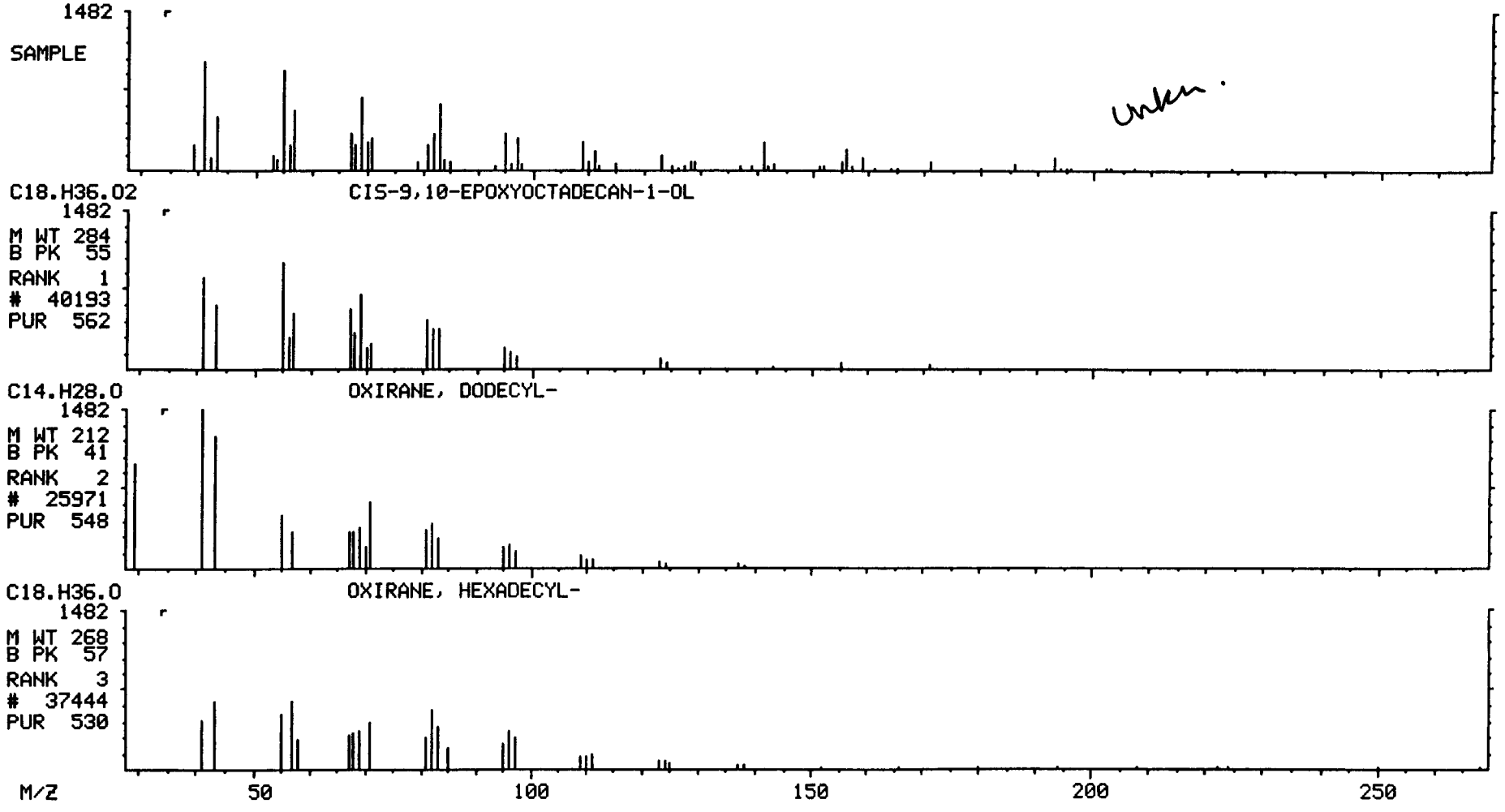

1431

Library Search Data: 30068111 # 821 Base m/z: 43
08/31/98 23:58:00 + 9:08 Cali: 30068111 # 3 RIC: 133632.
Sample: S-MM5-5 1/3SA/100M INST. ID: F16
Conds.: UG/ML *100ML *100%/100% *(NA/NA)/1/3SA NA M
Enhanced (S 15B 2N OT)

62231 spectra in LIBRARYNB searched for maximum PURITY
855 matched at least 7 of the 16 largest peaks in the unknown

Rank	In.	Name
1	42196	HEPTADECANE, 2,6,10,14-TETRAMETHYL-
2	37462	HEPTADECANE, 2,6-DIMETHYL-
3	19016	UNDECANE, 4,7-DIMETHYL-
4	18987	UNDECANE, 2,8-DIMETHYL-
5	19023	DECANE, 2,6,7-TRIMETHYL-
6	8104	OCTANE, 3,5-DIMETHYL-
7	19054	UNDECANE, 2,6-DIMETHYL-
8	15353	2,6-DIMETHYLDECANE
9	19004	UNDECANE, 4,6-DIMETHYL-

Rank	Formula	M.Wt	B.Pk	Purity	Fit	RFit
1	C21.H44	296	57	804	967	822
2	C19.H40	268	57	790	949	811
3	C13.H28	184	43	756	940	762
4	C13.H28	184	43	756	955	760
5	C13.H28	184	57	755	951	755
6	C10.H22	142	57	754	966	754
7	C13.H28	184	57	754	909	763
8	C12.H26	170	43	754	916	774
9	C13.H28	184	57	750	960	750

Rank	Ret.Time	B.P.Int.	US.Par.1	US.Par.2	C.A.S. #
1	—	—	—	—	18344-37-1
2	—	—	—	—	54105-67-8
3	—	—	—	—	17301-32-5
4	—	—	—	—	17301-25-6
5	—	—	—	—	62108-25-2
6	—	—	—	—	15869-93-9
7	—	—	—	—	17301-23-4
8	—	—	—	—	13150-81-7
9	—	—	—	—	17312-82-2

MID LIBRARY SEARCH (LIBRARYNB)
08/31/98 23:58:00 + 9:08
SAMPLE: S-MM5-5 1/3SA/100M INST. ID: F16
CONDS.: UG/ML *100ML *100%/100% *(NA/NA)/1/3SA NA M
ENHANCED (S 15B 2N 0T)

DATA: 30068111 # 821
CALI: 30068111 # 3

BASE M/Z: 43
RIC: 133632.

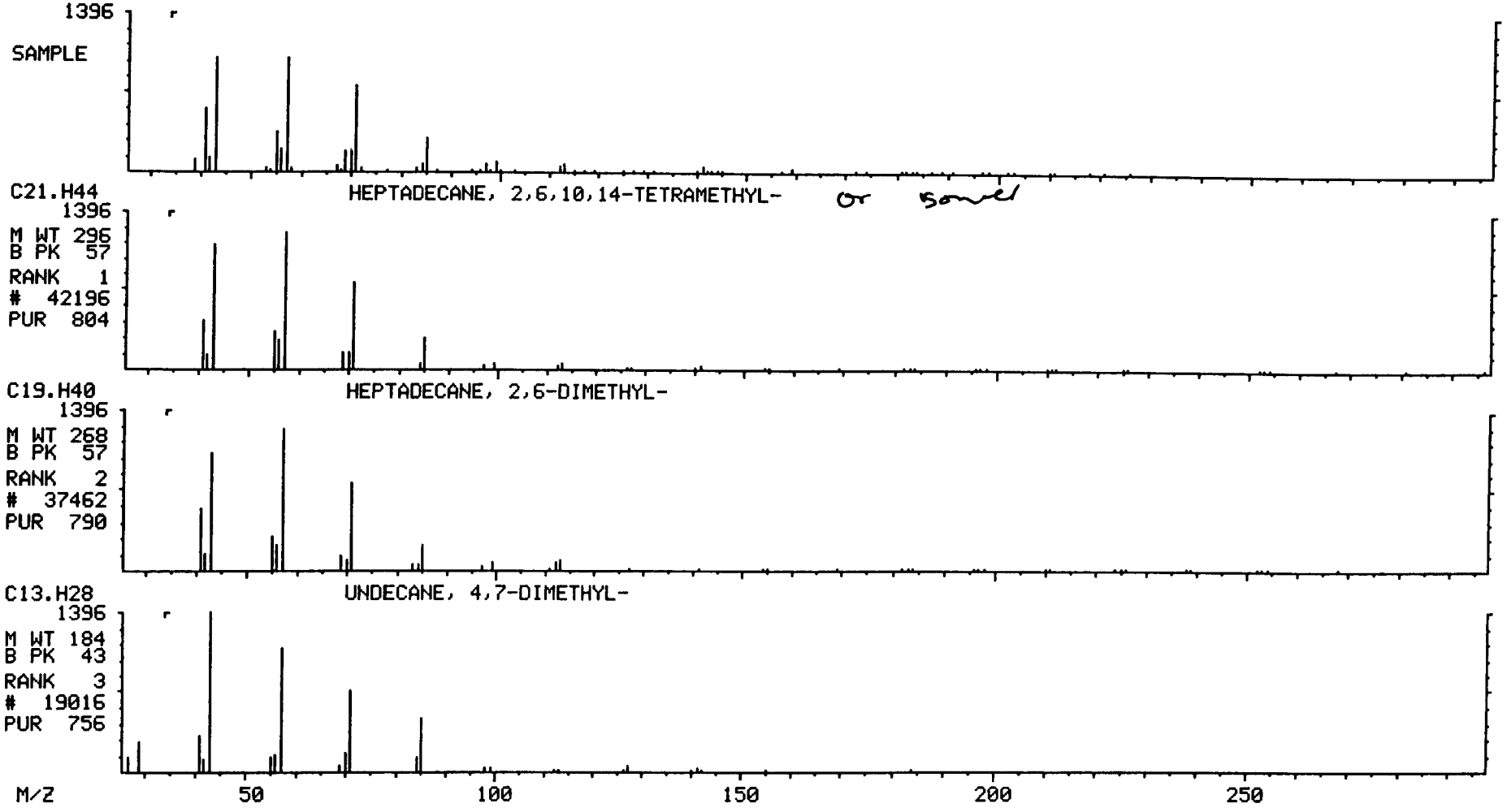

145

Library Search Data: 30068111 # 859 Base m/z: 57
08/31/98 23:58:00 + 9:33 Cali: 30068111 # 3 RIC: 151040.
Sample: S-MM5-5 1/3SA/100M INST. ID: F16
Conds.: UG/ML *100ML *100%/100% *(NA/NA)/1/3SA NA M
Enhanced (S 15B 2N OT)

62231 spectra in LIBRARYNB searched for maximum PURITY
663 matched at least 7 of the 16 largest peaks in the unknown

Rank	In.	Name
1	19007	DODECANE, 3-METHYL-
2	18990	UNDECANE, 2,9-DIMETHYL-
3	15352	UNDECANE, 2-METHYL-
4	39681	1-IODOUNDECANE
5	22536	TRIDECANE, 3-METHYL-
6	46040	TETRADECANE, 1-IODO-
7	37252	DECANE, 1-IODO-
8	19006	DECANE, 6-ETHYL-2-METHYL-
9	19032	UNDECANE, 5-ETHYL-

Rank	Formula	M.Wt	B.Pk	Purity	Fit	RFit
1	C13.H28	184	57	759	953	766
2	C13.H28	184	57	753	956	753
3	C12.H26	170	43	750	925	760
4	C11.H23.I	282	57	747	966	755
5	C14.H30	198	57	743	940	748
6	C14.H29.I	324	57	742	983	746
7	C10.H21.I	268	57	741	971	747
8	C13.H28	184	57	737	949	745
9	C13.H28	184	57	736	963	736

Rank	Ret.Time	B.P.Int.	US.Par.1	US.Par.2	C.A.S. #
1	—	—	—	—	17312-57-1
2	—	—	—	—	17301-26-7
3	—	—	—	—	7045-71-8
4	—	—	—	—	4282-44-4
5	—	—	—	—	6418-41-3
6	—	—	—	—	19218-94-1
7	—	—	—	—	2050-77-3
8	—	—	—	—	62108-21-8
9	—	—	—	—	17453-94-0

MID LIBRARY SEARCH (LIBRARYNB)
08/31/98 23:58:00 + 9:33
SAMPLE: S-MM5-5 1/3SA/100M INST. ID: F16
CONDS.: UG/ML *100ML *100%/100% *(NA/NA)/1/3SA NA M
ENHANCED (S 15B 2N 0T)

DATA: 30068111 # 859
CALI: 30068111 # 3

BASE M/Z: 57
RIC: 151040.

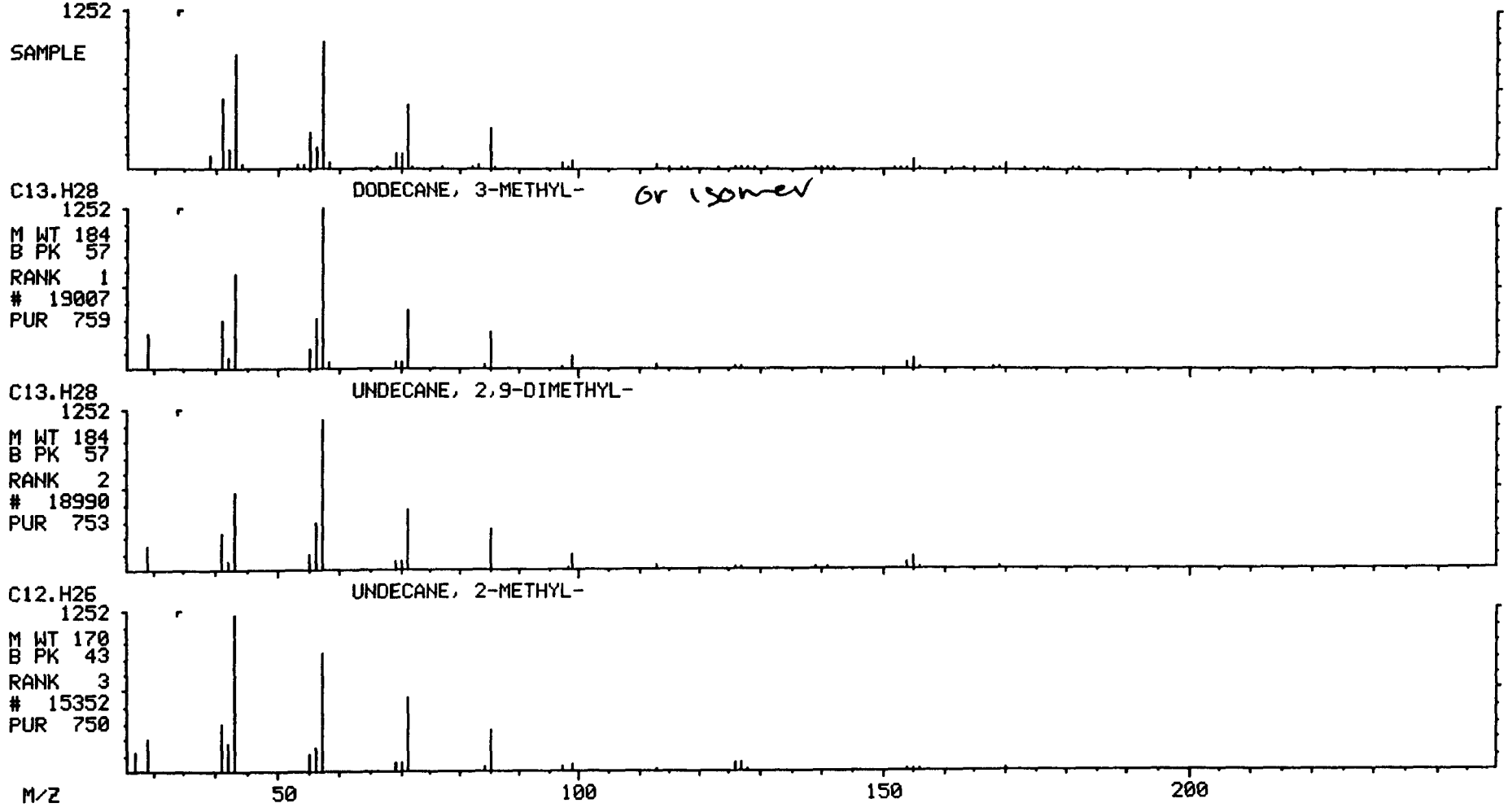

Library Search Data: 30068111 # 904 Base m/z: 41
08/31/98 23:58:00 + 10:03 Cali: 30068111 # 3 RIC: 68864.
Sample: S-MM5-5 1/3SA/100M INST. ID: F16
Conds.: UG/ML *100ML *100%/100% *(NA/NA)/1/3SA NA M
Enhanced (S 15B 2N OT)

62231 spectra in LIBRARYNB searched for maximum PURITY
551 matched at least 7 of the 16 largest peaks in the unknown

Rank	In.	Name
1	37444	OXIRANE, HEXADECYL-
2	37449	OCTADECANAL
3	40233	NONADECANOL
4	42521	1-EICOSANOL
5	42180	OCTADECANE, 1-(ETHENYLOXY)-
6	40193	CIS-9,10-EPOXYOCTADECAN-1-OL
7	60775	HEXADECANE, 1,1-BIS(DODECYLOXY)-
8	48775	OCTADECANAL, 2-BROMO-
9	31486	ACETAMIDE, N-METHYL-N-[4-[4-METHOXY-1-HEXAHYDROPYRIDYL]-2-BUTYNYL]-

Rank	Formula	M.Wt	B.Pk	Purity	Fit	RFit
1	C18.H36.O	268	57	641	880	675
2	C18.H36.O	268	43	626	892	657
3	C19.H40.O	284	43	599	945	623
4	C20.H42.O	298	43	595	941	623
5	C20.H40.O	296	43	587	942	610
6	C18.H36.O2	284	55	580	898	607
7	C40.H82.O2	594	43	575	900	612
8	C18.H35.O.BR	346	43	575	821	663
9	C13.H22.O2.N2	238	43	571	865	633

Rank	Ret.Time	B.P.Int.	US.Par.1	US.Par.2	C.A.S. #
1	—	—	—	—	7390-81-0
2	—	—	—	—	638-66-4
3	—	—	—	—	52783-43-4
4	—	—	—	—	629-96-9
5	—	—	—	—	930-02-9
6	—	—	—	—	13980-12-6
7	—	—	—	—	56554-64-4
8	—	—	—	—	56599-95-2
9	—	—	—	—	- -

MID LIBRARY SEARCH (LIBRARYNB)
08/31/98 23:58:00 + 10:03
SAMPLE: S-MM5-5 1/3SA/100M INST. ID: F16
CONDS.: UG/ML *100ML *100%/100% *(NA/NA)/1/3SA NA M
ENHANCED (S 15B 2N 0T)

DATA: 30068111 # 904
CALI: 30068111 # 3

BASE M/Z: 41
RIC: 68864.

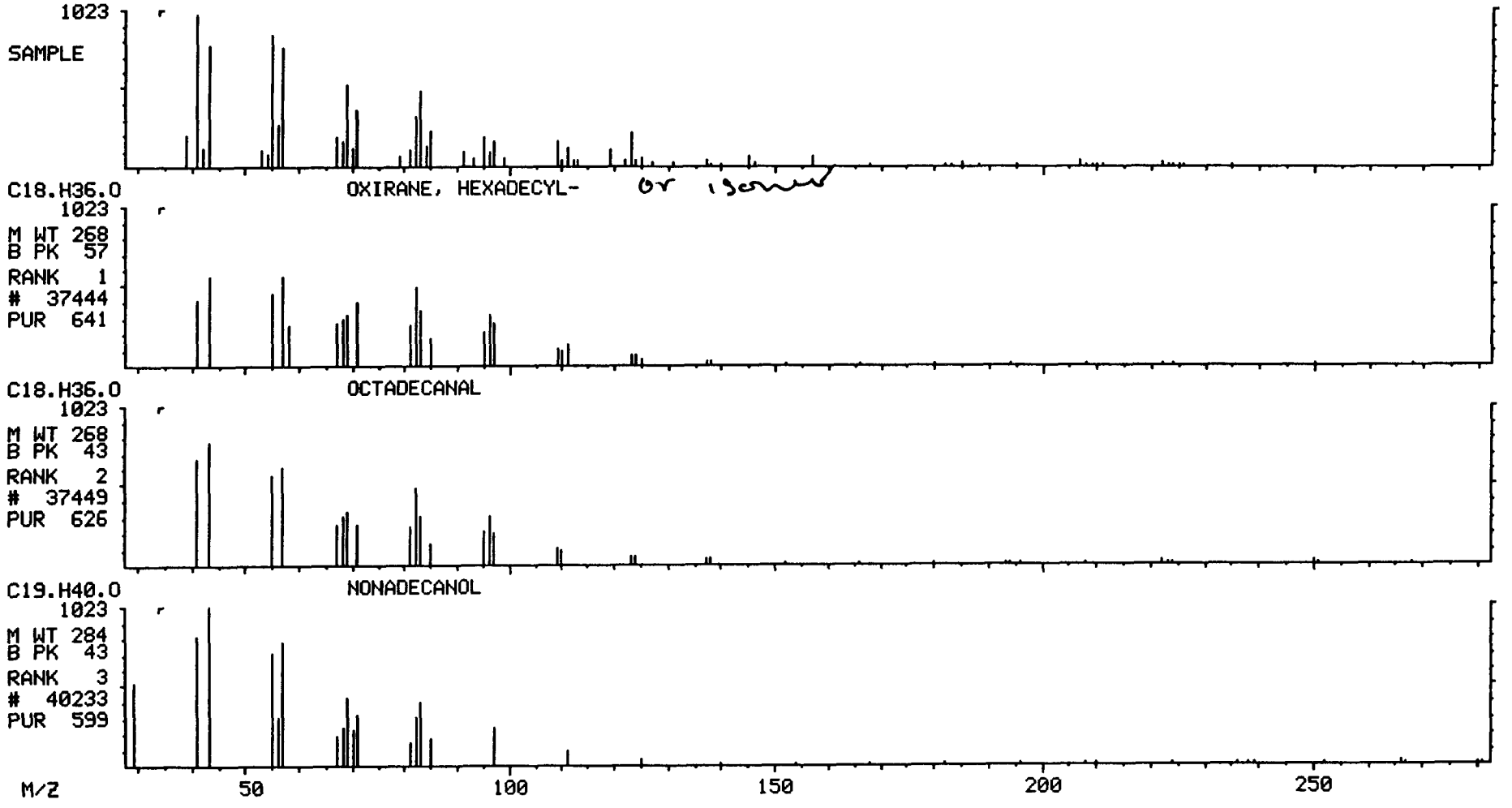

Library Search Data: 30068111 # 948 Base m/z: 57
08/31/98 23:58:00 + 10:33 Cali: 30068111 # 3 RIC: 154880.
Sample: S-MM5-5 1/3SA/100M INST. ID: F16
Conds.: UG/ML *100ML *100%/100% *(NA/NA)/1/3SA NA M
Enhanced (S 15B 2N OT)

62231 spectra in LIBRARYNB searched for maximum PURITY
338 matched at least 8 of the 16 largest peaks in the unknown

Rank	In.	Name
1	37465	NONADECANE
2	15969	HYDROXYLAMINE, O-DECYL-
3	37462	HEPTADECANE, 2,6-DIMETHYL-
4	42196	HEPTADECANE, 2,6,10,14-TETRAMETHYL-
5	25997	PENTADECANE
6	19016	UNDECANE, 4,7-DIMETHYL-
7	19523	1-DECANOL, 2-ETHYL-
8	46161	TRICOSANE
9	15353	2,6-DIMETHYLDECANE

Rank	Formula	M.Wt	B.Pk	Purity	Fit	RFit
1	C19.H40	268	57	828	958	848
2	C10.H23.O.N	173	43	809	967	811
3	C19.H40	268	57	809	935	842
4	C21.H44	296	57	799	941	824
5	C15.H32	212	57	793	952	817
6	C13.H28	184	43	786	958	787
7	C12.H26.O	186	57	783	933	796
8	C23.H48	324	43	778	898	845
9	C12.H26	170	43	775	922	784

Rank	Ret.Time	B.P.Int.	US.Par.1	US.Par.2	C.A.S. #
1	—	—	—	—	629-92-5
2	—	—	—	—	29812-79-1
3	—	—	—	—	54105-67-8
4	—	—	—	—	18344-37-1
5	—	—	—	—	629-62-9
6	—	—	—	—	17301-32-5
7	—	—	—	—	21078-65-9
8	—	—	—	—	638-67-5
9	—	—	—	—	13150-81-7

MID LIBRARY SEARCH (LIBRARYNB)
08/31/98 23:58:00 + 10:33
SAMPLE: S-MM5-5 1/3SA/100M INST. ID: F16
CONDS.: UG/ML *100ML *100%/100% *(NA/NA)/1/3SA NA M
ENHANCED (S 15B 2N 0T)

DATA: 30068111 # 948
CALI: 30068111 # 3

BASE M/Z: 57
RIC: 154880.

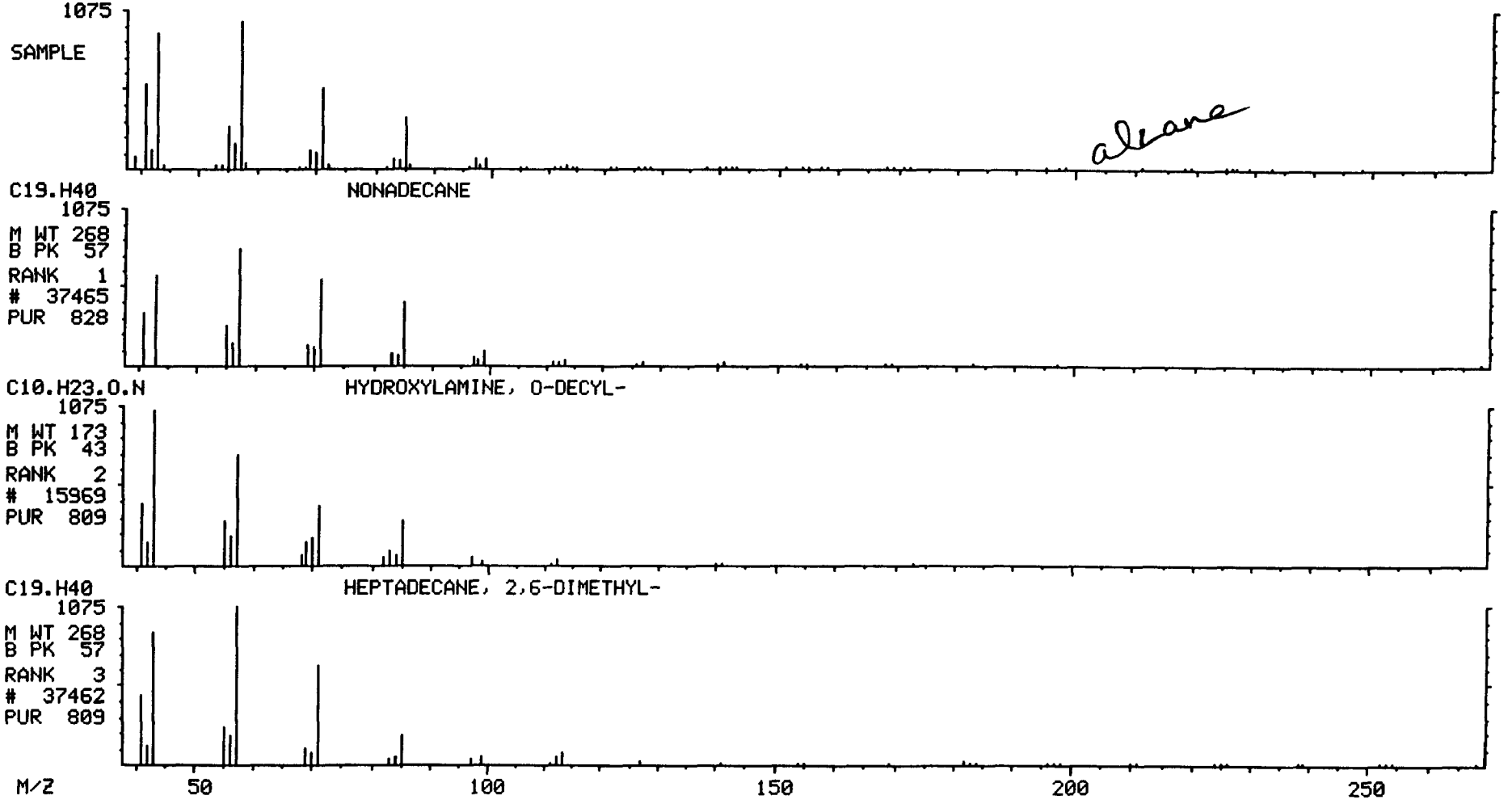

Library Search Data: 30068111 # 988 Base m/z: 57
08/31/98 23:58:00 + 10:59 Cali: 30068111 # 3 RIC: 118144.
Sample: S-MM5-5 1/3SA/100M INST. ID: F16
Conds.: UG/ML *100ML *100%/100% *(NA/NA)/1/3SA NA M
Enhanced (S 15B 2N OT)

62231 spectra in LIBRARYNB searched for maximum PURITY
446 matched at least 7 of the 16 largest peaks in the unknown

Rank	In.	Name
1	25996	TRIDECANE, 4,8-DIMETHYL-
2	22530	TETRADECANE
3	19054	UNDECANE, 2,6-DIMETHYL-
4	25997	PENTADECANE
5	42196	HEPTADECANE, 2,6,10,14-TETRAMETHYL-
6	32059	HEPTADECANE
7	37462	HEPTADECANE, 2,6-DIMETHYL-
8	29263	HEXADECANE
9	22527	DODECANE, 2,5-DIMETHYL-

Rank	Formula	M.Wt	B.Pk	Purity	Fit	RFit
1	C15.H32	212	57	808	923	835
2	C14.H30	198	43	805	927	828
3	C13.H28	184	57	804	919	833
4	C15.H32	212	57	803	932	829
5	C21.H44	296	57	802	920	838
6	C17.H36	240	57	796	908	829
7	C19.H40	268	57	795	914	834
8	C16.H34	226	57	786	898	846
9	C14.H30	198	57	782	913	800

Rank	Ret.Time	B.P.Int.	US.Par.1	US.Par.2	C.A.S. #
1	—	—	—	—	55030-62-1
2	—	—	—	—	629-59-4
3	—	—	—	—	17301-23-4
4	—	—	—	—	629-62-9
5	—	—	—	—	18344-37-1
6	—	—	—	—	629-78-7
7	—	—	—	—	54105-67-8
8	—	—	—	—	544-76-3
9	—	—	—	—	56292-65-0

MID LIBRARY SEARCH (LIBRARYNB)
08/31/98 23:58:00 + 10:59
SAMPLE: S-MM5-5 1/3SA/100M INST. ID: F16
CONDS.: UG/ML *100ML *100%/100% *(NA/NA)/1/3SA NA M
ENHANCED (S 15B 2N 0T)

DATA: 30068111 # 988
CALI: 30068111 # 3

BASE M/Z: 57
RIC: 118144.

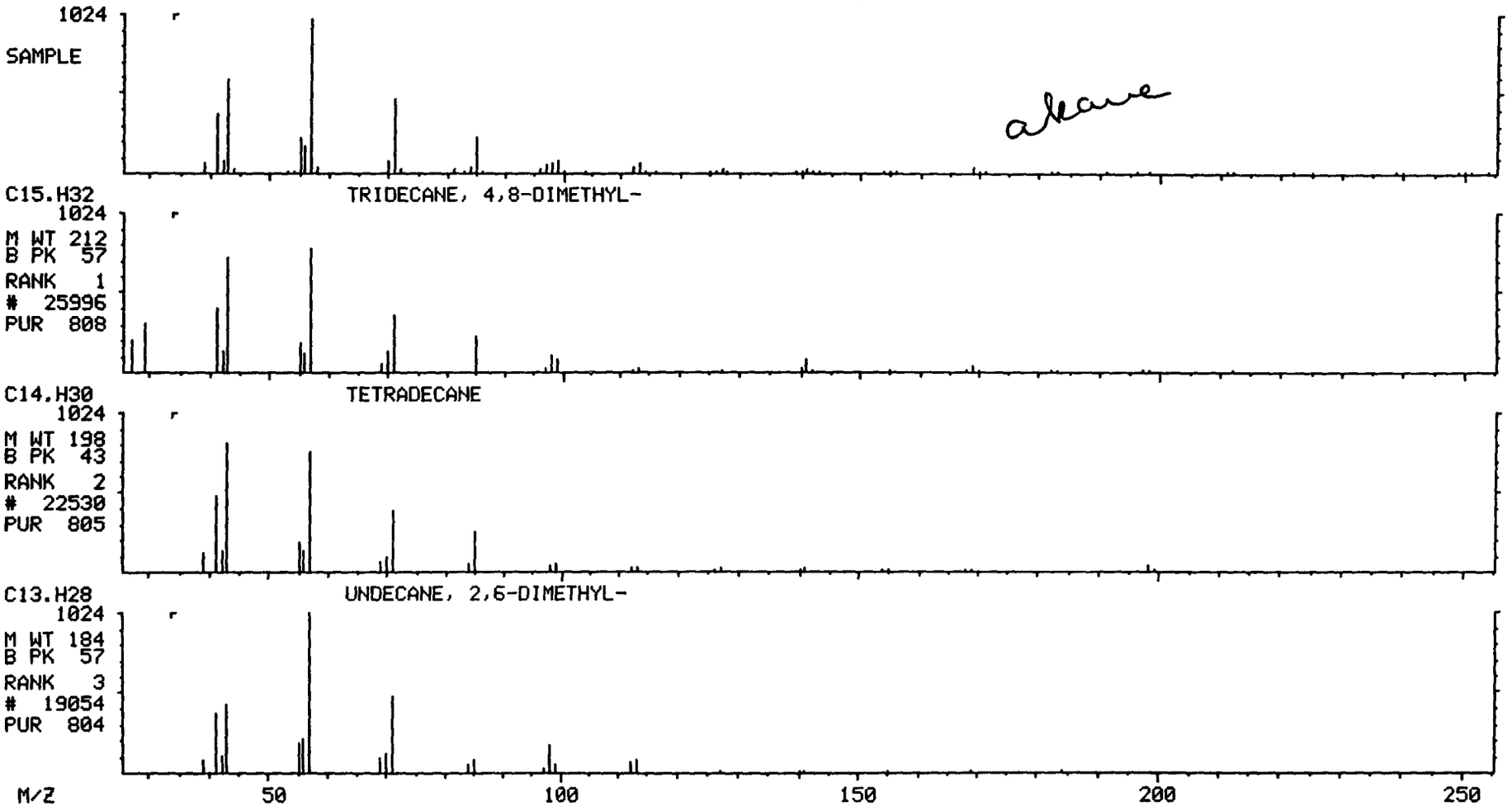

.ibrary Search Data: 30068111 #1036 Base m/z: 57
08/31/98 23:58:00 + 11:31 Cali: 30068111 # 3 RIC: 180992.
Sample: S-MM5-5 1/3SA/100M INST. ID: F16
Conds.: UG/ML *100ML *100%/100% *(NA/NA)/1/3SA NA M
Enhanced (S 15B 2N OT)

62231 spectra in LIBRARYNB searched for maximum PURITY
840 matched at least 7 of the 16 largest peaks in the unknown

Rank	In.	Name
1	37462	HEPTADECANE, 2,6-DIMETHYL-
2	42196	HEPTADECANE, 2,6,10,14-TETRAMETHYL-
3	37465	NONADECANE
4	26001	DODECANE, 2,7,10-TRIMETHYL-
5	25991	DODECANE, 2,6,10-TRIMETHYL-
6	22535	DODECANE, 4,6-DIMETHYL-
7	37466	PENTADECANE, 2,6,10,14-TETRAMETHYL-
8	25994	DODECANE, 2,6,11-TRIMETHYL-
9	42192	HEPTADECANE, 2,6,10,15-TETRAMETHYL-

Rank	Formula	M.Wt	B.Pk	Purity	Fit	RFit
1	C19.H40	268	57	865	973	873
2	C21.H44	296	57	829	955	841
3	C19.H40	268	57	822	943	833
4	C15.H32	212	57	811	967	815
5	C15.H32	212	57	809	971	811
6	C14.H30	198	57	808	963	809
7	C19.H40	268	71	805	944	820
8	C15.H32	212	57	791	944	799
9	C21.H44	296	57	788	932	820

Rank	Ret.Time	B.P.Int.	US.Par.1	US.Par.2	C.A.S. #
1	—	—	—	—	54105-67-8
2	—	—	—	—	18344-37-1
3	—	—	—	—	629-92-5
4	—	—	—	—	74645-98-0
5	—	—	—	—	3891-98-3
6	—	—	—	—	61141-72-8
7	—	—	—	—	1921-70-6
8	—	—	—	—	31295-56-4
9	—	—	—	—	54833-48-6

MID LIBRARY SEARCH (LIBRARYNB)
08/31/98 23:58:00 + 11:31
SAMPLE: S-MM5-5 1/3SA/100M INST. ID: F16
CONDS.: UG/ML *100ML *100%/100% *(NA/NA)/1/3SA NA M
ENHANCED (S 15B 2N 0T)

DATA: 30068111 #1036
CALI: 30068111 # 3

BASE M/Z: 57
RIC: 180992.

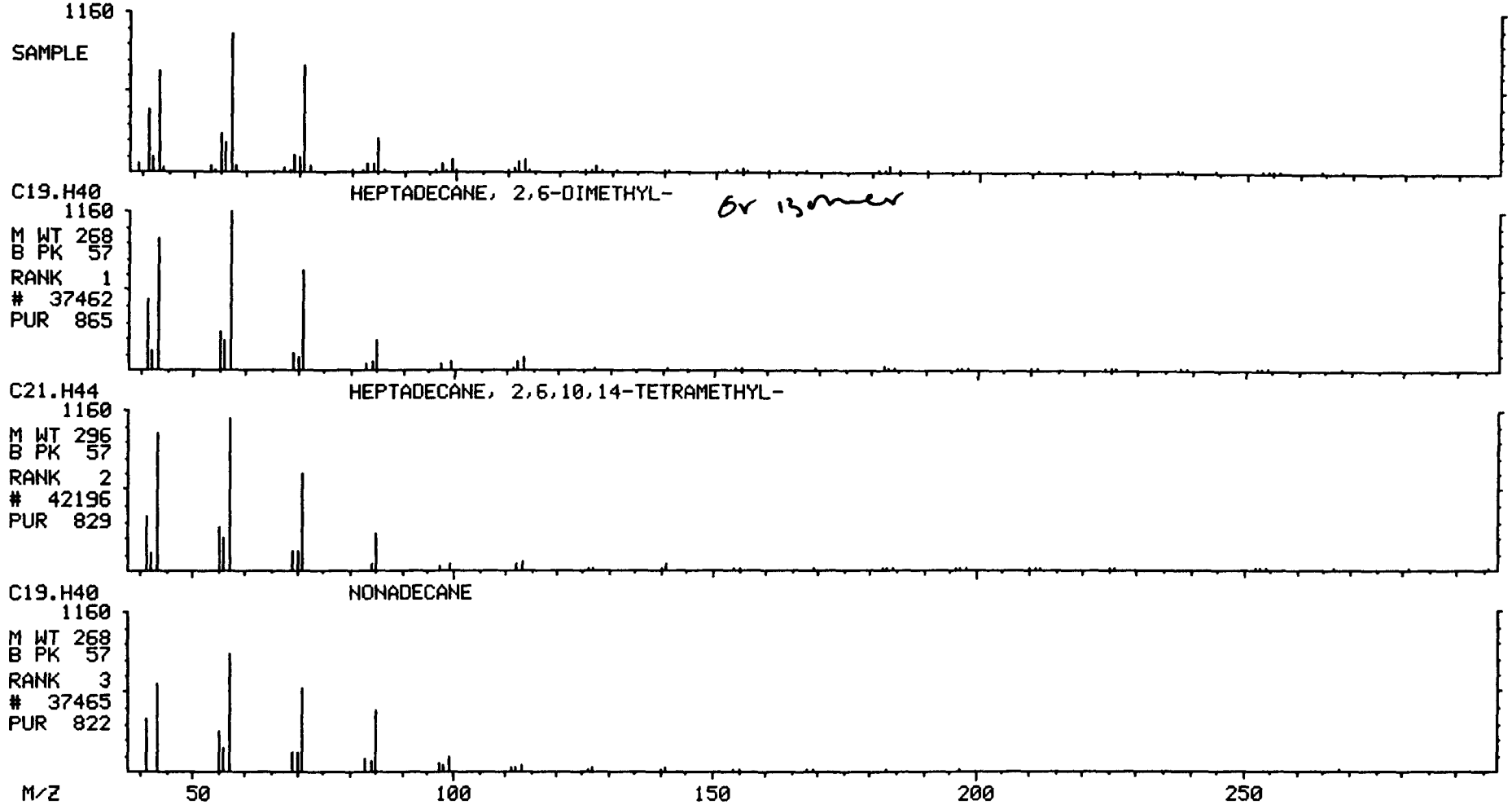

Library Search Data: 30068111 #1114 Base m/z: 57
08/31/98 23:58:00 + 12:23 Cali: 30068111 # 3 RIC: 76160.
Sample: S-MM5-5 1/3SA/100M INST. ID: F16
Conds.: UG/ML *100ML *100%/100% *(NA/NA)/1/3SA NA M
Enhanced (S 15B 2N OT)

62231 spectra in LIBRARYNB searched for maximum PURITY
317 matched at least 8 of the 16 largest peaks in the unknown

Rank	In.	Name
1	15969	HYDROXYLAMINE, O-DECYL-
2	19523	1-DECANOL, 2-ETHYL-
3	37465	NONADECANE
4	12074	1-HEPTANOL, 2-PROPYL-
5	19015	DECANE, 2,5,6-TRIMETHYL-
6	19016	UNDECANE, 4,7-DIMETHYL-
7	42196	HEPTADECANE, 2,6,10,14-TETRAMETHYL-
8	8104	OCTANE, 3,5-DIMETHYL-
9	19520	1-OCTANOL, 2-BUTYL-

Rank	Formula	M.Wt	B.Pk	Purity	Fit	RFit
1	C10.H23.O.N	173	43	765	960	773
2	C12.H26.O	186	57	763	947	763
3	C19.H40	268	57	745	928	780
4	C10.H22.O	158	43	733	953	733
5	C13.H28	184	57	713	929	713
6	C13.H28	184	43	711	937	724
7	C21.H44	296	57	711	911	760
8	C10.H22	142	57	710	942	717
9	C12.H26.O	186	57	710	890	723

Rank	Ret.Time	B.P.Int.	US.Par.1	US.Par.2	C.A.S. #
	—	—	—	—	29812-79-1
	—	—	—	—	21078-65-9
	—	—	—	—	629-92-5
	—	—	—	—	10042-59-8
	—	—	—	—	62108-23-0
	—	—	—	—	17301-32-5
	—	—	—	—	18344-37-1
	—	—	—	—	15869-93-9
	—	—	—	—	3913-02-8

MID LIBRARY SEARCH (LIBRARYNB)
08/31/98 23:58:00 + 12:23
SAMPLE: S-MM5-5 1/35A/100M INST. ID: F16
CONDS.: UG/ML *100ML *100%/100% *(NA/NA)/1/35A NA M
ENHANCED (S 15B 2N 0T)

DATA: 30068111 #1114
CALI: 30068111 # 3

BASE M/Z: 57
RIC: 76160.

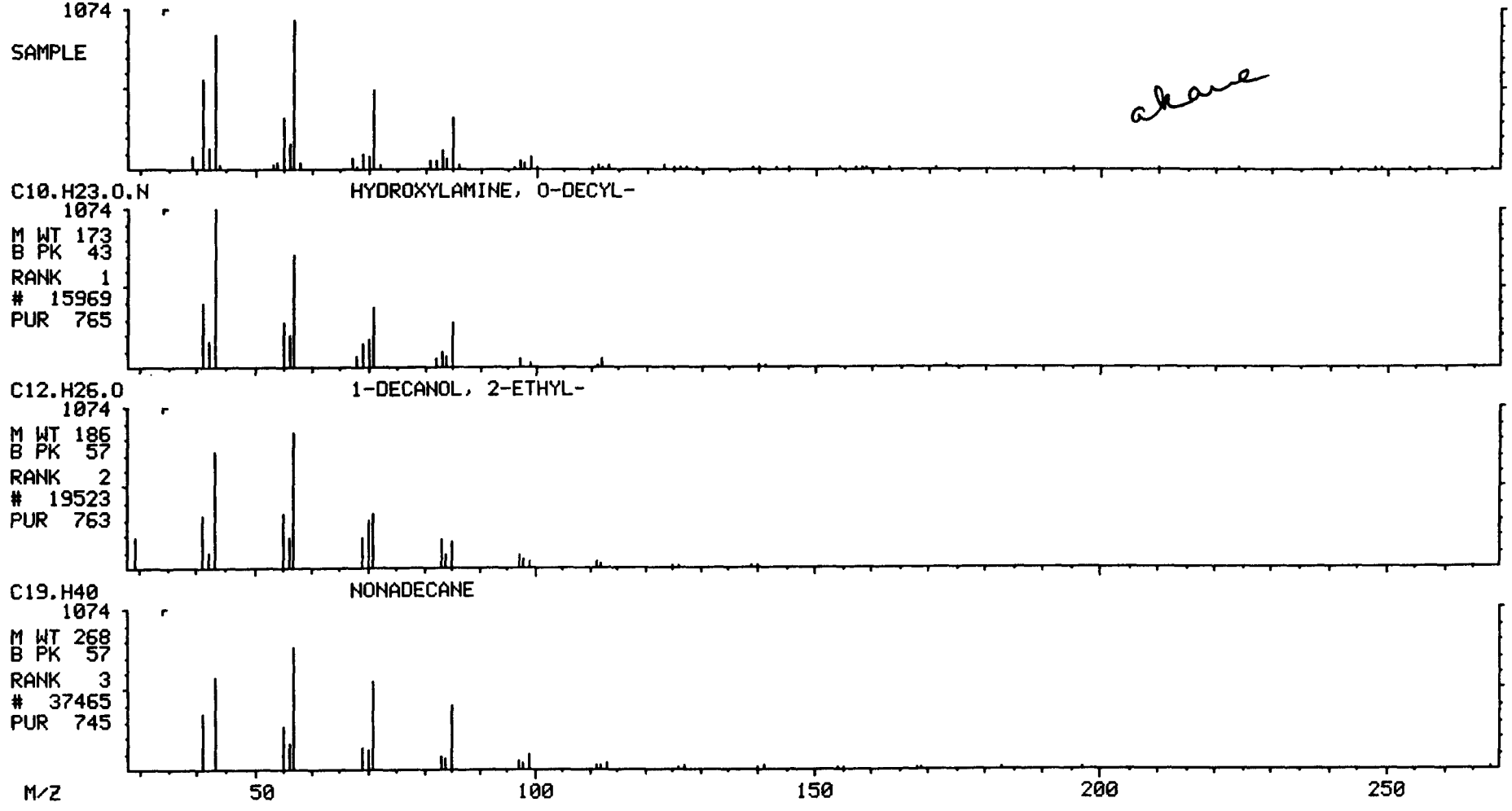

1431

Library Search Data: 30068111 #1119 Base m/z: 57
08/31/98 23:58:00 + 12:27 Cali: 30068111 # 3 RIC: 107648.
Sample: S-MM5-5 1/3SA/100M INST. ID: F16
Conds.: UG/ML *100ML *100%/100% *(NA/NA)/1/3SA NA M
Enhanced (S 15B 2N OT)

62231 spectra in LIBRARYNB searched for maximum PURITY
840 matched at least 7 of the 16 largest peaks in the unknown

Rank	In.	Name
1	37465	NONADECANE
2	37462	HEPTADECANE, 2,6-DIMETHYL-
3	42196	HEPTADECANE, 2,6,10,14-TETRAMETHYL-
4	46161	TRICOSANE
5	32059	HEPTADECANE
6	37466	PENTADECANE, 2,6,10,14-TETRAMETHYL-
7	25991	DODECANE, 2,6,10-TRIMETHYL-
8	29263	HEXADECANE
9	26001	DODECANE, 2,7,10-TRIMETHYL-

Rank	Formula	M.Wt	B.Pk	Purity	Fit	RFit
1	C19.H40	268	57	834	958	848
2	C19.H40	268	57	824	941	834
3	C21.H44	296	57	808	935	824
4	C23.H48	324	43	800	907	854
5	C17.H36	240	57	794	925	819
6	C19.H40	268	71	793	931	804
7	C15.H32	212	57	792	961	793
8	C16.H34	226	57	789	920	822
9	C15.H32	212	57	787	962	787

Rank	Ret.Time	B.P.Int.	US.Par.1	US.Par.2	C.A.S. #
1	—	—	—	—	629-92-5
2	—	—	—	—	54105-67-8
3	—	—	—	—	18344-37-1
4	—	—	—	—	638-67-5
5	—	—	—	—	629-78-7
6	—	—	—	—	1921-70-6
7	—	—	—	—	3891-98-3
8	—	—	—	—	544-76-3
9	—	—	—	—	74645-98-0

MID LIBRARY SEARCH (LIBRARYNB)
08/31/98 23:58:00 + 12:27
SAMPLE: S-MM5-5 1/35A/100M INST. ID: F16
CONDS.: UG/ML *100ML *100%/100% *(NA/NA)/1/35A NA M
ENHANCED (S 15B 2N 0T)

DATA: 30068111 #1119
CALI: 30068111 # 3

BASE M/Z: 57
RIC: 107648.

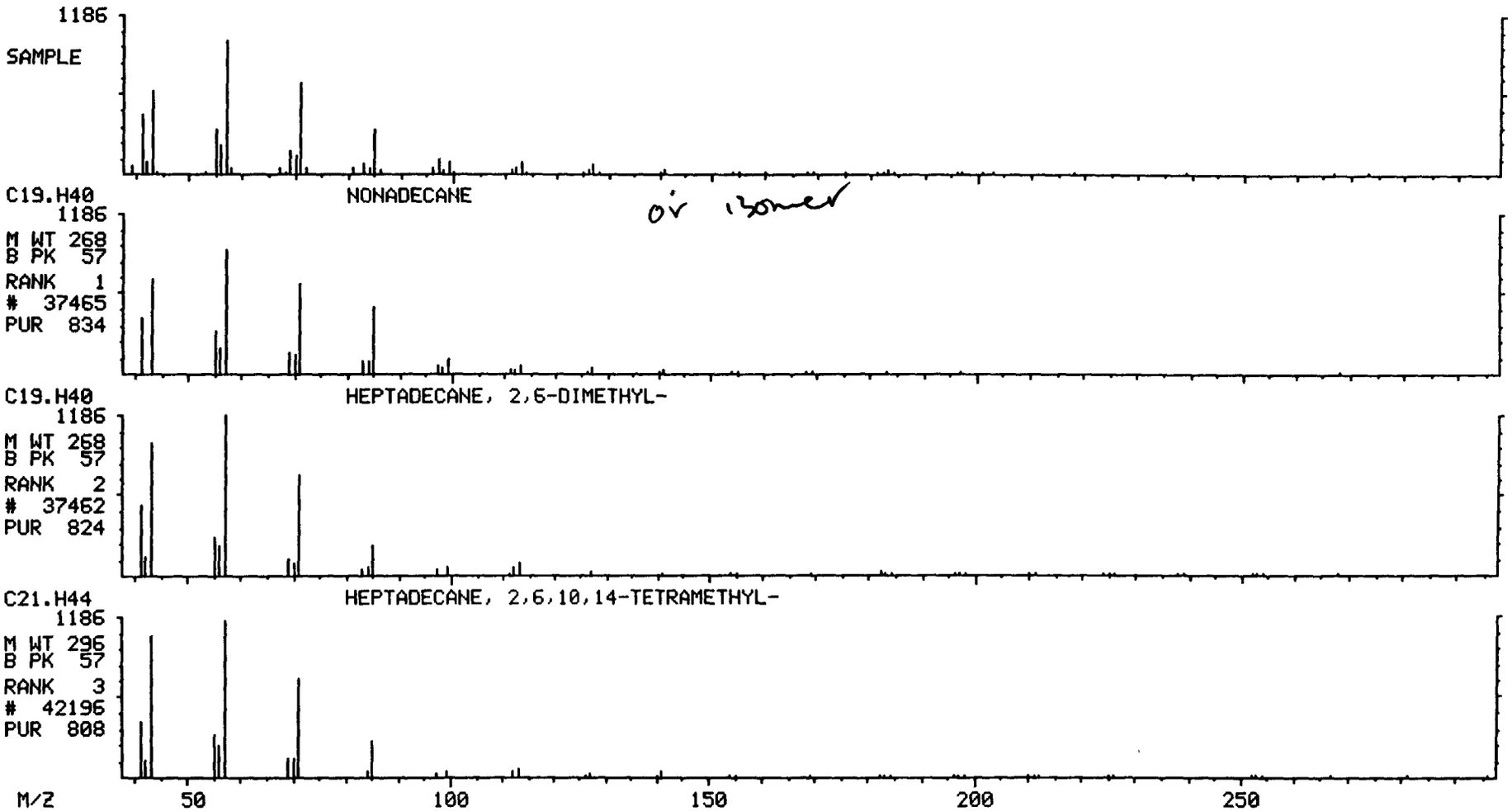

TIC SELECTION REPORT

DATA FILE: 30068111

THE FOLLOWING PEAKS WERE REJECTED BECAUSE AT LEAST 40 % OF THEIR SIZE WAS ACCOUNTED FOR BY TARGET COMPOUNDS ELUTING WITHIN 4 SCANS OF THE PEAK TOP.

SCAN	SIZE	AMOUNT
340	249568.	29.386
531	398976.	46.978
830	339712.	40.000
1088	456704.	40.000
1553	344352.	40.000
1783	292571.	40.000

TOTAL NUMBER OF UNIDENTIFIED PEAKS WITH SIZE GREATER THAN 10 % OF THE CLOSEST INTERNAL STANDARD THAT DOES NOT HAVE INTERFERENCES = 97

INTERNAL STANDARDS THAT HAVE RIC SIZE LESS THAN 50 % OR GREATER THAN 200 % OF THE ESTIMATED RIC SIZE ARE CONSIDERED TO HAVE INTERFERENCES AND WILL NOT BE USED FOR QUANTITATION.

#	INTERNAL STANDARD	RIC SIZE	PERCENT OF ESTIMATED RIC SIZE	SCAN
1	C140 NAPHTHALENE-D8	398976.	229 *	531
2	C150 ACENAPHTHENE-D10	339712.	152	830
3	C160 PHENANTHRENE-D10	456704.	181	1088
4	C170 CHRYSENE-D12	344352.	157	1553
5	C175 PERYLENE-D12	292571.	147	1783

* INDICATES INTERFERENCE

SIZE = AREA

Initial Calibration

QUANTERRA GC/MS
SEMIVOLATILE HSL CALIBRATION CHECK

TIAL CALIBRATION: 10 UG/ML HSL STD ST16980827A 08/27/98 9:56:00
TIAL CALIBRATION: 20 UG/ML HSL STD ST16980827B 08/27/98 10:21:00
TIAL CALIBRATION: 50 UG/ML HSL STD ST16980827C 08/27/98 10:51:00
TIAL CALIBRATION: 80 UG/ML HSL STD ST16980827 08/27/98 9:22:00
TIAL CALIBRATION: 120 UG/ML HSL STD ST16980827D 08/27/98 11:20:00
TIAL CALIBRATION: 160 UG/ML HSL STD ST16980827E 08/27/98 11:50:00

rary			Initial Calibration				Continuing Calibration		
			Response Factor		% RSD		Response Factor		% Diff
ntry	Compound		Avg	Min		Max		Min	Max
15	C310	N-NITROSODIMETH	1.019		4.4				
100	C320	ANILINE	1.846		6.2				
105	C315	PHENOL	1.968		7.8	30.0			
110	C325	BIS(2-CHLOROETH	1.368		6.1				
115	C330	2-CHLOROPHENOL	1.497		5.5				
125	C335	1,3-DICHLOROBEN	1.586		4.5				
130	C340	1,4-DICHLOROBEN	1.618		4.8	30.0			
145	C345	BENZYL ALCOHOL	0.854		9.3				
150	C350	1,2-DICHLOROBEN	1.500		5.0				
160	C355	2-METHYLPHENOL	1.174		7.4				
165	C360	2,2'-OXYBIS(1-C	2.539		3.9				
185	C365	4-METHYLPHENOL	1.276		9.0				
190	C370	N-NITROSO-DI-N-	0.906	0.050	5.1				
200	C375	HEXACHLOROETHAN	0.708		3.5				
10	C410	NITROBENZENE	0.445		7.2				
20	C415	ISOPHORONE	0.742		5.5				
25	C420	2-NITROPHENOL	0.213		7.9	30.0			
30	C425	2,4-DIMETHYLPHE	0.330		16.9				
45	C430	BENZOIC ACID	0.276		4.7				
35	C435	BIS(2-CHLOROETH	0.511		4.1				
40	C440	2,4-DICHLOROPHE	0.308		6.6	30.0			
55	C445	1,2,4-TRICHLORO	0.331		5.0				
60	C450	NAPHTHALENE	1.022		6.6				
80	C455	4-CHLOROANALINE	0.454		4.5				
95	C460	HEXACHLOROBUTAD	0.168		5.1	30.0			
130	C465	4-CHLORO-3-METH	0.338		9.0	30.0			
145	C470	2-METHYLNAPHTHA	0.751		10.8				
20	C510	HEXACHLOROCYCLO	0.372	0.050	10.1				
25	C515	2,4,6-TRICHLORO	0.404		10.6	30.0			
30	C520	2,4,5-TRICHLORO	0.412		7.1				
40	C525	2-CHLORONAPHTHA	1.193		6.6				
45	C530	2-NITROANALINE	0.502		2.9				
55	C535	DIMETHYLPHTHALA	1.341		6.1				
65	C540	ACENAPHTHYLENE	1.839		8.2				
70	C543	2,6-DINITROTOLU	0.324		8.5				
75	C545	3-NITROANILINE	0.383		1.4				
80	C550	ACENAPHTHENE	1.158		6.9	30.0			
85	C555	2,4-DINITROPHEN	0.189	0.050	10.3				

QUANTERRA GC/MS
SEMIVOLATILE HSL CALIBRATION CHECK

INITIAL CALIBRATION: 10 UG/ML HSL STD ST16980827A 08/27/98 9:56:00
INITIAL CALIBRATION: 20 UG/ML HSL STD ST16980827B 08/27/98 10:21:00
INITIAL CALIBRATION: 50 UG/ML HSL STD ST16980827C 08/27/98 10:51:00
INITIAL CALIBRATION: 80 UG/ML HSL STD ST16980827 08/27/98 9:22:00
INITIAL CALIBRATION: 120 UG/ML HSL STD ST16980827D 08/27/98 11:20:00
INITIAL CALIBRATION: 160 UG/ML HSL STD ST16980827E 08/27/98 11:50:00

Library Entry	Compound	Initial Calibration Response Factor Avg	Min	% RSD	Max	Continuing Calibration Response Factor	Min	% Diff	Max
S3 90	C565 DIBENZOFURAN	1.669		6.2					
S3 105	C570 2,4-DINITROTOLU	0.397		8.8					
S3 130	C580 DIETHYLPHTHALAT	1.369		7.7					
S3 140	C585 4-CHLOROPHENYL-	0.613		5.4					
S3 135	C590 FLUORENE	1.298		6.8					
S3 150	C595 4-NITROANALINE	0.307		8.4					
S4 10	C610 4,6-DINITRO-2-M	0.132		7.6					
S4 15	C615 N-NITROSODIPHEN	0.551		4.2	30.0				
S4 20	C620 AZOBENZENE	1.171		3.9					
S4 30	C625 4-BROMOPHENYL-P	0.223		3.9					
S4 40	C630 HEXACHLOROBENZE	0.260		6.7					
S4 50	C635 PENTACHLOROPHEN	0.155		5.9	30.0				
S4 65	C640 PHENANTHRENE	1.033		5.2					
S4 70	C645 ANTHRACENE	0.987		11.0					
S4 80	C647 CARBAZOLE	0.764		10.3					
S4 85	C650 DI-N-BUTYLPHTHA	1.247		9.4					
S4 110	C655 FLUORANTHENE	0.900		13.5	30.0				
S5 10	C710 BENZIDINE	0.129		23.7					
S5 15	C715 PYRENE	1.323		6.5					
S5 40	C720 BUTYLBENZYLPHTH	0.685		7.7					
S5 55	C725 3,3'-DICHLOROBE	0.408		5.7					
S5 50	C730 BENZO(A)ANTHRAC	1.125		5.4					
S5 60	C740 CHRYSENE	1.014		6.7					
S5 65	C745 BIS(2-ETHYLHEXY	0.980		9.4					
S6 10	C760 DI-N-OCTYL PHTH	1.925		7.4	30.0				
S6 15	C765 BENZO(B)FLUORAN	1.444		5.0					
S6 25	C770 BENZO(K)FLUORAN	1.159		9.8					
S6 35	C775 BENZO(A)PYRENE	1.182		5.3	30.0				
S6 55	C780 INDENO(1,2,3-CD	1.279		6.6					
S6 60	C785 DIBENZ(A,H)ANTH	1.267		8.1					
S6 65	C790 BENZO(G,H,I)PER	1.331		8.2					
S1 6	CS75 1,2-DICHLOROBNZ	0.920		6.5					
S2 2	CS20 NITROBENZENE-D5	0.470		5.2					
S3 3	CS25 2-FLUOROBIPHENY	1.234		6.2					
S5 2	CS30 TERPHENYL-D14	0.995		5.3					
S1 3	CS45 PHENOL-D5	2.026		2.0					
S1 2	CS50 2-FLUOROPHENOL	1.368		4.4					
S1 5	CS70 2-CHLOROPHENOL-	1.482		4.1					
S3 2	CS55 2,4,6-TRIBROMOP	0.236		6.9					

0 CCC and SPCC compounds are out

QUANTERRA GC/MS
SEMIVOLATILE HSL CALIBRATION CHECK

NITIAL CALIBRATION: 10 UG/ML HSL STD ST16980827A 08/27/98 9:56:00
NITIAL CALIBRATION: 20 UG/ML HSL STD ST16980827B 08/27/98 10:21:00
NITIAL CALIBRATION: 50 UG/ML HSL STD ST16980827C 08/27/98 10:51:00
NITIAL CALIBRATION: 80 UG/ML HSL STD ST16980827 08/27/98 9:22:00
NITIAL CALIBRATION: 120 UG/ML HSL STD ST16980827D 08/27/98 11:20:00
NITIAL CALIBRATION: 160 UG/ML HSL STD ST16980827E 08/27/98 11:50:00

	ST16980827A	ST16980827B	ST16980827C	ST16980827	ST16980827D	ST16980827E
ib #	Conc RRF	Conc RRF	Conc RRF	Conc RRF	Conc RRF	Conc RRF
1 15	10, 0.952	20, 1.010	50, 1.016	80, 1.087	120, 1.008	160, 1.042
1 100	10, 1.947	20, 1.988	50, 1.814	80, 1.876	120, 1.778	160, 1.674
1 105	10, 1.699	20, 2.037	50, 2.035	80, 2.148	120, 1.907	160, 1.982
1 110	10, 1.336	20, 1.465	50, 1.438	80, 1.414	120, 1.291	160, 1.261
1 115	10, 1.386	20, 1.569	50, 1.522	80, 1.603	120, 1.450	160, 1.451
1 125	10, 1.515	20, 1.668	50, 1.618	80, 1.659	120, 1.546	160, 1.510
1 130	10, 1.580	20, 1.695	50, 1.666	80, 1.697	120, 1.549	160, 1.518
1 145	10, 0.702	20, 0.851	50, 0.872	80, 0.913	120, 0.866	160, 0.922
1 150	10, 1.475	20, 1.606	50, 1.482	80, 1.573	120, 1.454	160, 1.409
1 160	10, 0.998	20, 1.206	50, 1.221	80, 1.209	120, 1.199	160, 1.213
1 165	10, 2.393	20, 2.676	50, 2.597	80, 2.582	120, 2.502	160, 2.486
1 185	10, 1.049	20, 1.298	50, 1.355	80, 1.287	120, 1.316	160, 1.351
1 190	10, 0.819	20, 0.934	50, 0.938	80, 0.940	120, 0.913	160, 0.890
1 200	10, 0.665	20, 0.740	50, 0.713	80, 0.720	120, 0.706	160, 0.706
2 10	10, 0.423	20, 0.477	50, 0.455	80, 0.486	120, 0.419	160, 0.410
2 20	10, 0.685	20, 0.778	50, 0.774	80, 0.778	120, 0.726	160, 0.708
2 25	10, 0.182	20, 0.212	50, 0.218	80, 0.232	120, 0.219	160, 0.217
2 30	10, 0.234	20, 0.309	50, 0.334	80, 0.400	120, 0.349	160, 0.353
2 45		20, 0.257	50, 0.279	80, 0.270	120, 0.280	160, 0.292
2 35	10, 0.481	20, 0.529	50, 0.517	80, 0.538	120, 0.502	160, 0.498
2 40	10, 0.270	20, 0.313	50, 0.314	80, 0.332	120, 0.311	160, 0.306
2 55	10, 0.319	20, 0.350	50, 0.334	80, 0.350	120, 0.322	160, 0.310
2 60	10, 1.008	20, 1.090	50, 1.038	80, 1.102	120, 0.960	160, 0.935
2 80	10, 0.419	20, 0.466	50, 0.454	80, 0.480	120, 0.449	160, 0.455
2 95	10, 0.160	20, 0.178	50, 0.170	80, 0.177	120, 0.167	160, 0.157

S2	130	10, 0.279	20, 0.337	50, 0.353	80, 0.365	120, 0.347	160, 0.346
S2	145	10, 0.773	20, 0.840	50, 0.827	80, 0.757	120, 0.671	160, 0.639
S3	20	10, 0.329	20, 0.387	50, 0.376	80, 0.428	120, 0.379	160, 0.330
S3	25	10, 0.327	20, 0.389	50, 0.405	80, 0.435	120, 0.417	160, 0.448
S3	30	10, 0.397	20, 0.437	50, 0.429	80, 0.443	120, 0.401	160, 0.366
S3	40	10, 1.172	20, 1.275	50, 1.208	80, 1.283	120, 1.128	160, 1.089
S3	45		20, 0.491	50, 0.510	80, 0.523	120, 0.487	160, 0.497
S3	55	10, 1.257	20, 1.423	50, 1.392	80, 1.426	120, 1.297	160, 1.251
S3	65	10, 1.751	20, 1.959	50, 1.896	80, 2.047	120, 1.707	160, 1.671
S3	70	10, 0.274	20, 0.339	50, 0.341	80, 0.351	120, 0.321	160, 0.317
S3	75		20, 0.382	50, 0.392	80, 0.382	120, 0.379	160, 0.379
S3	80	10, 1.140	20, 1.227	50, 1.182	80, 1.261	120, 1.075	160, 1.066
S3	85		20, 0.156	50, 0.190	80, 0.202	120, 0.203	160, 0.196
S3	95		20, 0.164	50, 0.178	80, 0.184	120, 0.168	160, 0.169

QUANTERRA GC/MS
SEMIVOLATILE HSL CALIBRATION CHECK

NITIAL CALIBRATION: 10 UG/ML HSL STD ST16980827A 08/27/98 9:56:00
NITIAL CALIBRATION: 20 UG/ML HSL STD ST16980827B 08/27/98 10:21:00
NITIAL CALIBRATION: 50 UG/ML HSL STD ST16980827C 08/27/98 10:51:00
NITIAL CALIBRATION: 80 UG/ML HSL STD ST16980827 08/27/98 9:22:00
NITIAL CALIBRATION: 120 UG/ML HSL STD ST16980827D 08/27/98 11:20:00
NITIAL CALIBRATION: 160 UG/ML HSL STD ST16980827E 08/27/98 11:50:00

	ST16980827A	ST16980827B	ST16980827C	ST16980827	ST16980827D	ST16980827E
ib #	Conc RRF	Conc RRF	Conc RRF	Conc RRF	Conc RRF	Conc RRF
3 90	10, 1.617	20, 1.782	50, 1.736	80, 1.762	120, 1.556	160, 1.561
3 105	10, 0.339	20, 0.412	50, 0.420	80, 0.437	120, 0.396	160, 0.378
3 130	10, 1.300	20, 1.462	50, 1.452	80, 1.462	120, 1.328	160, 1.209
3 140	10, 0.597	20, 0.647	50, 0.631	80, 0.646	120, 0.579	160, 0.575
3 135	10, 1.251	20, 1.398	50, 1.340	80, 1.386	120, 1.224	160, 1.188
3 150		20, 0.326	50, 0.320	80, 0.306	120, 0.263	160, 0.321
4 10		20, 0.121	50, 0.139	80, 0.145	120, 0.124	160, 0.130
4 15	10, 0.568	20, 0.582	50, 0.562	80, 0.539	120, 0.530	160, 0.523
4 20	10, 1.150	20, 1.222	50, 1.186	80, 1.212	120, 1.098	160, 1.158
4 30	10, 0.224	20, 0.231	50, 0.223	80, 0.232	120, 0.215	160, 0.210
4 40	10, 0.273	20, 0.281	50, 0.255	80, 0.268	120, 0.238	160, 0.242
4 50		20, 0.148	50, 0.156	80, 0.170	120, 0.155	160, 0.147
4 65	10, 1.017	20, 1.081	50, 1.044	80, 1.096	120, 0.948	160, 1.010
4 70	10, 1.019	20, 1.100	50, 1.026	80, 1.059	120, 0.908	160, 0.809
4 80	10, 0.914	20, 0.763	50, 0.729	80, 0.769	120, 0.707	160, 0.701
4 85	10, 1.233	20, 1.366	50, 1.332	80, 1.333	120, 1.137	160, 1.080
4 110	10, 1.013	20, 1.008	50, 0.925	80, 0.950	120, 0.788	160, 0.715
5 10		20, 0.155	50, 0.143	80, 0.077	120, 0.141	160, 0.131
5 15	10, 1.209	20, 1.310	50, 1.295	80, 1.468	120, 1.295	160, 1.358
5 40	10, 0.587	20, 0.673	50, 0.692	80, 0.722	120, 0.700	160, 0.734
5 55		20, 0.441	50, 0.421	80, 0.383	120, 0.405	160, 0.391
5 50	10, 1.058	20, 1.195	50, 1.116	80, 1.203	120, 1.086	160, 1.092
5 60	10, 1.034	20, 1.068	50, 1.005	80, 1.102	120, 0.959	160, 0.919

S6	15	10, 1.322	20, 1.536	50, 1.448	80, 1.453	120, 1.490	160, 1.412
S6	25	10, 1.185	20, 1.223	50, 1.171	80, 1.264	120, 1.171	160, 0.940
S6	35	10, 1.168	20, 1.257	50, 1.206	80, 1.229	120, 1.147	160, 1.084
S6	55	10, 1.253	20, 1.355	50, 1.312	80, 1.368	120, 1.241	160, 1.144
S6	60	10, 1.254	20, 1.386	50, 1.288	80, 1.360	120, 1.212	160, 1.105
S6	65	10, 1.339	20, 1.436	50, 1.356	80, 1.426	120, 1.289	160, 1.139
S1	6	10, 0.832	20, 0.999	50, 0.946	80, 0.959	120, 0.902	160, 0.882
S2	2	10, 0.446	20, 0.494	50, 0.469	80, 0.504	120, 0.452	160, 0.452
S3	3	10, 1.252	20, 1.315	50, 1.253	80, 1.299	120, 1.171	160, 1.116
S5	2	10, 0.932	20, 1.002	50, 0.976	80, 1.082	120, 0.960	160, 1.019
S1	3		20, 2.057	50, 2.059	80, 2.046	120, 1.995	160, 1.971
S1	2		20, 1.291	50, 1.332	80, 1.448	120, 1.376	160, 1.394
S1	5		20, 1.561	50, 1.501	80, 1.503	120, 1.437	160, 1.407
S3	2		20, 0.261	50, 0.239	80, 0.233	120, 0.228	160, 0.217

DATA FROM FILE: ST16980827A SCANS 230 TO 1200 ACQUIRED: 08/27/98 9:56:00
CALI: ST16980827A #3
SAMPLE: SSTD010 10UG/ML CALI VI 070698D
CONDS.: INST. ID: F16

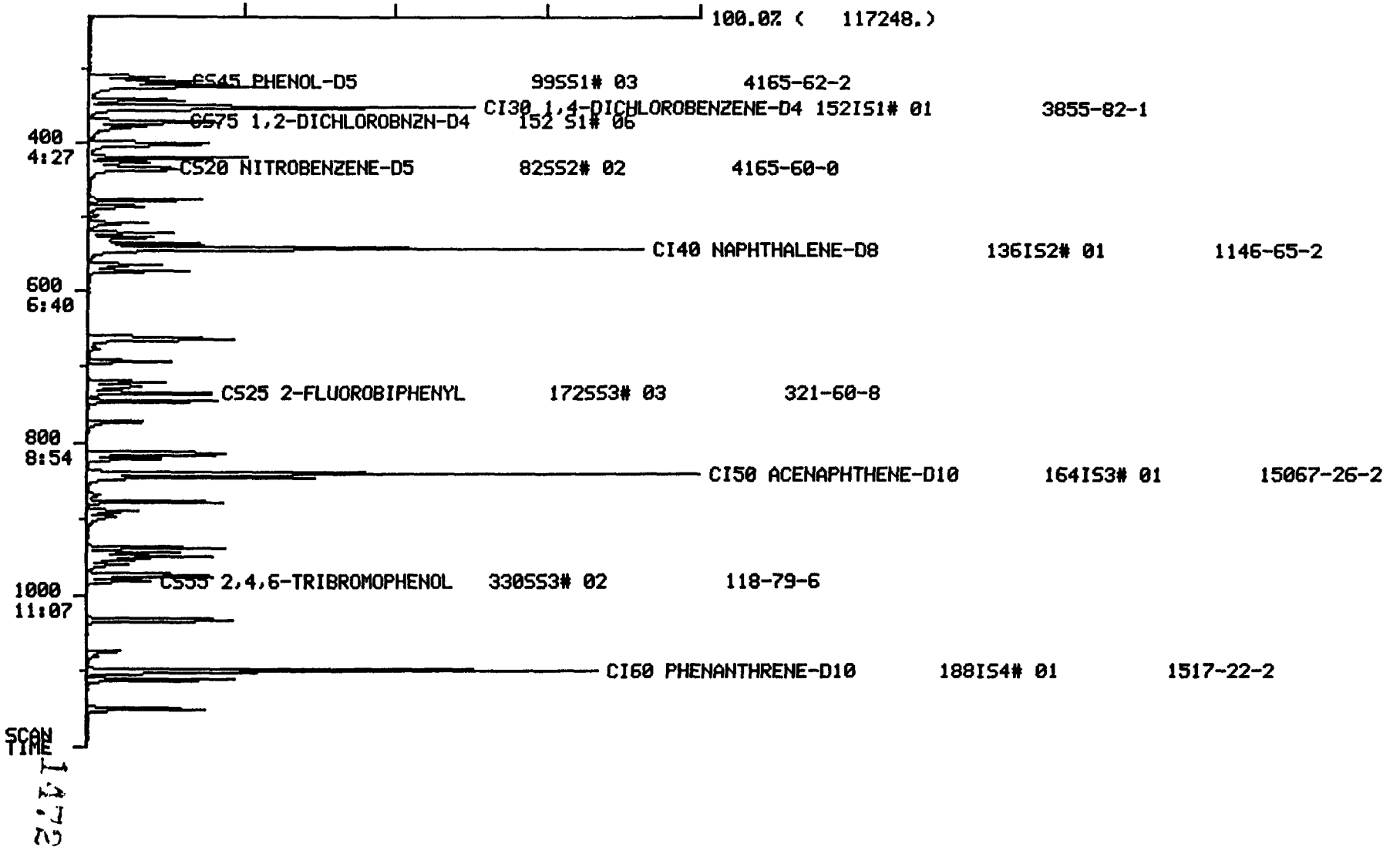

117,172

DATA FROM FILE: ST16980827A SCANS 1200 TO 2158 ACQUIRED: 08/27/98 9:56:00
CALI: ST16980827A #3
SAMPLE: SSTD010 10UG/ML CALI VI 070698D
CONDS.: INST. ID: F16



14.1.3

antitation Report File: ST16980827A

ta: ST16980827A.TI
/27/98 9:56:00
mple: SSTD010 10UG/ML CALI VI 070698D
nds.: INST. ID: F16
rmula: 1UL INJ. Instrument: F16 Weight: 0.000
bmitted by: QES Analyst: DAT Acct. No.: FIN

OUNT=AREA * REF AMNT/(REF AREA * RESP FACT)
sp. fac. from Library Entry

lo	Name			
1	CI30	1,4-DICHLOROBENZENE-D4	152IS1# 01	3855-82-1
2	CI40	NAPHTHALENE-D8	136IS2# 01	1146-65-2
3	CI50	ACENAPHTHENE-D10	164IS3# 01	15067-26-2
4	CI60	PHENANTHRENE-D10	188IS4# 01	1517-22-2
5	CI70	CHRYSENE-D12	240IS5# 01	1719-03-5
6	CI75	PERYLENE-D12	164IS6# 01	1520-96-3
7	CS20	NITROBENZENE-D5	82SS2# 02	4165-60-0
8	CS25	2-FLUOROBIPHENYL	172SS3# 03	321-60-8
9	CS30	TERPHENYL-D14	244SS5# 02	1718-51-0
10	CS75	1,2-DICHLOROBNZN-D4	152 S1# 06	
11	C310	N-NITROSODIMETHYLAMINE	74 S1# 15	62-75-9
12	C320	ANILINE	93 S1#100	62-53-3
13	C315	PHENOL	94 S1#105CC	108-95-2
14	C325	BIS(2-CHLOROETHYL)ETHER	93 S1#110	111-44-4
15	C330	2-CHLOROPHENOL	128 S2#115	95-57-8
16	C335	1,3-DICHLOROBENZENE	146 S1#125	541-73-1
17	C340	1,4-DICHLOROBENZENE	146 S1#130CC	106-46-7
18	C345	BENZYL ALCOHOL	108 S1#145	100-51-6
19	C350	1,2-DICHLOROBENZENE	146 S1#150	95-50-1
20	C355	2-METHYLPHENOL	108 S1#160	95-48-7
21	C360	2,2'-OXYBIS(1-CLPROPAN)	45 S1#165	108-60-1
22	C365	4-METHYLPHENOL	108 S1#185	106-44-5
23	C370	N-NITROSO-DI-N-PROPYLAM	70 S1#190SP	621-64-7
24	C375	HEXACHLOROETHANE	117 S1#200	67-72-1
25	C410	NITROBENZENE	77 S2# 10	98-95-3
26	C415	ISOPHORONE	82 S2# 20	75-59-1
27	C420	2-NITROPHENOL	139 S2# 25CC	88-75-5
28	C425	2,4-DIMETHYLPHENOL	107 S2# 30	105-67-9
29	C435	BIS(2-CHLOROETHOXY)METH	93 S2# 35	111-91-1
30	C440	2,4-DICHLOROPHENOL	162 S2# 40	120-83-2
31	C445	1,2,4-TRICHLOROBENZENE	180 S2# 55	120-82-1
32	C450	NAPHTHALENE	128 S2# 60	91-20-3
33	C455	4-CHLOROANALINE	127 S2# 80	106-47-8
34	C460	HEXACHLOROBUTADIENE	225 S2# 95CC	87-68-3
35	C465	4-CHLORO-3-METHYLPHENO	107 S2#130CC	59-50-7
36	C470	2-METHYLNAPHTHALENE	142 S2#145	91-57-6
37	C510	HEXACHLOROCYCLOPENTADI	237 S3# 20	77-47-4
38	C515	2,4,6-TRICHLOROPHENOL	196 S3# 25CC	88-06-2
39	C520	2,4,5-TRICHLOROPHENOL	196 S3# 30	95-95-4
40	C525	2-CHLORONAPHTHALENE	162 S3# 40	91-58-7
41	C535	DIMETHYLPHTHALATE	163 S3# 55	131-11-3
42	C540	ACENAPHTHYLENE	152 S3# 65	208-96-8
43	C543	2,6-DINITROTOLUENE	165 S3# 70	606-20-2
44	C550	ACENAPHTHENE	153 S3# 80CC	83-32-9
45	C565	DIBENZOFURAN	168 S3# 90	132-64-9
46	C570	2,4-DINITROTOLUENE	165 S3#105	121-14-2
47	C580	DIETHYLPHTHALATE	149 S3#130	84-66-2

No	Name				
48	C590	FLUORENE	166	S3#135	86-73-7
49	C585	4-CHLOROPHENYL-PHENYLE	204	S3#140	7005-72-3
50	C615	N-NITROSODIPHENYLAMINE	169	S4# 15CC	87-30-6

No	m/z	Scan	Time	Ref	RRT	Meth	Area(Hght)	Amount	%Tot
1	152	350	3:54	1	1.000	A BB	33779.	40.000 UG/ML	4.55
2	136	541	6:01	2	1.000	A BB	121305.	40.000 UG/ML	4.55
3	164	840	9:21	3	1.000	A BB	64350.	40.000 UG/ML	4.55
4	188	1098	12:13	4	1.000	A BB	105698.	40.000 UG/ML	4.55
5	240	1565	17:24	5	1.000	A BV	92782.	40.000 UG/ML	4.55
6	264	1797	19:59	6	1.000	A BB	77868.	40.000 UG/ML	4.55
7	82	431	4:48	2	0.797	A BB	13522.	10.000 UG/ML	1.14
8	172	733	8:09	3	0.873	A BB	20134.	10.000 UG/ML	1.14
9	244	1395	15:31	5	0.891	A BB	21622.	10.000 UG/ML	1.14
10	152	369	4:06	1	1.054	A BB	7028.	10.000 UG/ML	1.14
11	74	109	1:13	1	0.311	A VB	8036.	10.000 UG/ML	1.14
12	93	310	3:27	1	0.886	A BV	16443.	10.000 UG/ML	1.14
13	94	316	3:31	1	0.903	A VB	14346.	10.000 UG/ML	1.14
14	93	323	3:36	1	0.923	A VB	11282.	10.000 UG/ML	1.14
15	128	323	3:36	1	0.923	A BB	11708.	10.000 UG/ML	1.14
16	146	341	3:48	1	0.974	A BV	12793.	10.000 UG/ML	1.14
17	146	352	3:55	1	1.006	A VB	13344.	10.000 UG/ML	1.14
18	108	377	4:12	1	1.077	A BB	5932.	10.000 UG/ML	1.14
19	146	371	4:08	1	1.060	A BB	12454.	10.000 UG/ML	1.14
20	108	399	4:26	1	1.140	A BB	8432.	10.000 UG/ML	1.14
21	45	399	4:26	1	1.140	A BB	20206.	10.000 UG/ML	1.14
22	108	425	4:44	1	1.214	A BB	8860.	10.000 UG/ML	1.14
23	70	418	4:39	1	1.194	A BV	6919.	10.000 UG/ML	1.14
24	117	418	4:39	1	1.194	A BB	5614.	10.000 UG/ML	1.14
25	77	434	4:50	2	0.802	A VB	12839.	10.000 UG/ML	1.14
26	82	475	5:17	2	0.878	A BV	20768.	10.000 UG/ML	1.14
27	139	484	5:23	2	0.895	A BV	5516.	10.000 UG/ML	1.14
28	107	506	5:38	2	0.935	A BB	7096.	10.000 UG/ML	1.14
29	93	520	5:47	2	0.961	A BV	14580.	10.000 UG/ML	1.14
30	162	526	5:51	2	0.972	A BB	8180.	10.000 UG/ML	1.14
31	180	535	5:57	2	0.989	A BB	9662.	10.000 UG/ML	1.14
32	128	544	6:03	2	1.006	A BB	30558.	10.000 UG/ML	1.14
33	127	563	6:16	2	1.041	A BB	12708.	10.000 UG/ML	1.14
34	225	571	6:21	2	1.055	A BB	4840.	10.000 UG/ML	1.14
35	107	659	7:20	2	1.218	A BB	8456.	10.000 UG/ML	1.14
36	142	662	7:22	2	1.224	qedt	23441.	10.000 UG/ML	1.14
37	237	692	7:42	3	0.824	A BB	5288.	10.000 UG/ML	1.14
38	196	718	7:59	3	0.855	A BV	5258.	10.000 UG/ML	1.14
39	196	724	8:03	3	0.862	A VB	6382.	10.000 UG/ML	1.14
40	162	744	8:17	3	0.886	A BB	18852.	10.000 UG/ML	1.14
41	163	815	9:04	3	0.970	A BB	20216.	10.000 UG/ML	1.14
42	152	813	9:03	3	0.968	A BB	28168.	10.000 UG/ML	1.14
43	165	820	9:07	3	0.976	A BB	4408.	10.000 UG/ML	1.14
44	153	845	9:24	3	1.006	A BB	18346.	10.000 UG/ML	1.14
45	168	877	9:45	3	1.044	A BB	26008.	10.000 UG/ML	1.14
46	165	889	9:53	3	1.058	A BB	5460.	10.000 UG/ML	1.14
47	149	943	10:29	3	1.123	A BB	20908.	10.000 UG/ML	1.14
48	166	936	10:25	3	1.114	A BB	20124.	10.000 UG/ML	1.14
49	204	948	10:33	3	1.129	A BB	9610.	10.000 UG/ML	1.14
50	169	971	10:48	4	0.884	A BV	15016.	10.000 UG/ML	1.14

Io	Ret(L)	Ratio	RRT(L)	Ratio	Amnt	Amnt(L)	R.Fac	R.Fac(L)	Ratio
1	3:54	1.00	1.000	1.00	40.00	40.00	1.000	1.000	1.00
2	6:01	1.00	1.000	1.00	40.00	40.00	1.000	1.000	1.00
3	9:21	1.00	1.000	1.00	40.00	40.00	1.000	1.000	1.00
4	12:13	1.00	1.000	1.00	40.00	40.00	1.000	1.000	1.00
5	17:25	1.00	1.000	1.00	40.00	40.00	1.000	1.000	1.00
6	19:59	1.00	1.000	1.00	40.00	40.00	1.000	1.000	1.00
7	4:49	1.00	0.800	1.00	10.00	10.00	0.446	0.446	1.00
8	8:11	1.00	0.875	1.00	10.00	10.00	1.252	1.252	1.00
9	15:32	1.00	0.891	1.00	10.00	10.00	0.932	0.932	1.00
10	4:07	1.00	1.057	1.00	10.00	10.00	0.832	0.832	1.00
11	1:12	1.01	0.309	1.01	10.00	10.00	0.952	0.952	1.00
12	3:27	1.00	0.886	1.00	10.00	10.00	1.947	1.947	1.00
13	3:33	0.99	0.911	0.99	10.00	10.00	1.699	1.699	1.00
14	3:36	1.00	0.926	1.00	10.00	10.00	1.336	1.336	1.00
15	3:36	1.00	0.926	1.00	10.00	10.00	1.386	1.386	1.00
16	3:48	1.00	0.974	1.00	10.00	10.00	1.515	1.515	1.00
17	3:55	1.00	1.006	1.00	10.00	10.00	1.580	1.580	1.00
18	4:13	0.99	1.083	0.99	10.00	10.00	0.702	0.702	1.00
19	4:08	1.00	1.063	1.00	10.00	10.00	1.475	1.475	1.00
20	4:27	1.00	1.143	1.00	10.00	10.00	0.998	0.998	1.00
21	4:26	1.00	1.140	1.00	10.00	10.00	2.393	2.393	1.00
22	4:44	1.00	1.217	1.00	10.00	10.00	1.049	1.049	1.00
23	4:40	1.00	1.200	1.00	10.00	10.00	0.819	0.819	1.00
24	4:39	1.00	1.194	1.00	10.00	10.00	0.665	0.665	1.00
25	4:51	1.00	0.806	1.00	10.00	10.00	0.423	0.423	1.00
26	5:19	0.99	0.884	0.99	10.00	10.00	0.685	0.685	1.00
27	5:24	1.00	0.896	1.00	10.00	10.00	0.182	0.182	1.00
28	5:39	1.00	0.939	1.00	10.00	10.00	0.234	0.234	1.00
29	5:48	1.00	0.965	1.00	10.00	10.00	0.481	0.481	1.00
30	5:52	1.00	0.974	1.00	10.00	10.00	0.270	0.270	1.00
31	5:57	1.00	0.989	1.00	10.00	10.00	0.319	0.319	1.00
32	6:04	1.00	1.007	1.00	10.00	10.00	1.008	1.008	1.00
33	6:16	1.00	1.043	1.00	10.00	10.00	0.419	0.419	1.00
34	6:22	1.00	1.057	1.00	10.00	10.00	0.160	0.160	1.00
35	7:20	1.00	1.220	1.00	10.00	10.00	0.279	0.279	1.00
36	7:22	1.00	1.226	1.00	10.00	10.00	0.773	0.773	1.00
37	7:42	1.00	0.824	1.00	10.00	10.00	0.329	0.329	1.00
38	8:00	1.00	0.856	1.00	10.00	10.00	0.327	0.327	1.00
39	8:03	1.00	0.862	1.00	10.00	10.00	0.397	0.397	1.00
40	8:17	1.00	0.887	1.00	10.00	10.00	1.172	1.172	1.00
41	9:06	1.00	0.974	1.00	10.00	10.00	1.257	1.257	1.00
42	9:03	1.00	0.969	1.00	10.00	10.00	1.751	1.751	1.00
43	9:09	1.00	0.980	1.00	10.00	10.00	0.274	0.274	1.00
44	9:25	1.00	1.007	1.00	10.00	10.00	1.140	1.140	1.00
45	9:46	1.00	1.045	1.00	10.00	10.00	1.617	1.617	1.00
46	9:55	1.00	1.061	1.00	10.00	10.00	0.339	0.339	1.00
47	10:31	1.00	1.126	1.00	10.00	10.00	1.300	1.300	1.00
48	10:26	1.00	1.117	1.00	10.00	10.00	1.251	1.251	1.00
49	10:33	1.00	1.130	1.00	10.00	10.00	0.597	0.597	1.00
50	10:50	1.00	0.886	1.00	10.00	10.00	0.568	0.568	1.00

Quantitation Report File: ST16980827A

Data: ST16980827A.TI
08/27/98 9:56:00
Sample: SSTD010 10UG/ML CALI VI 070698D
Conds.: INST. ID: F16
Formula: 1UL INJ. Instrument: F16 Weight: 0.000
Submitted by: QES Analyst: DAT Acct. No.: FIN

AMOUNT=AREA * REF AMNT/(REF AREA * RESP FACT)
Resp. fac. from Library Entry

No	Name			
51	C620 AZOBENZENE	77	S4# 20	103-33-3
52	C625 4-BROMOPHENYL-PHENYLET	248	S4# 30	101-55-3
53	C630 HEXACHLOROBENZENE	284	S4# 40	118-74-1
54	C640 PHENANTHRENE	178	S4# 65	85-01-8
55	C645 ANTHRACENE	178	S4# 70	120-12-7
56	C647 CARBAZOLE	167	S4# 80	86-74-8
57	C650 DI-N-BUTYLPHTHALATE	149	S4# 85	84-74-2
58	C655 FLUORANTHENE	202	S4#110CC	206-44-0
59	C715 PYRENE	202	S5# 15	129-00-0
60	C720 BUTYLBENZYLPHTHALATE	149	S5# 40	85-68-7
61	C730 BENZO(A)ANTHRACENE	228	S5# 50	56-55-3
62	C740 CHRYSENE	228	S5# 60	218-01-9
63	C745 BIS(2-ETHYLHEXYL)PHTHA	149	S5# 65	117-81-7
64	C760 DI-N-OCTYL PHTHALATE	149	S6# 10CC	117-84-0
65	C765 BENZO(B)FLUORANTHENE	252	S6# 15	205-99-2
66	C770 BENZO(K)FLUORANTHENE	252	S6# 25	207-08-9
67	C775 BENZO(A)PYRENE	252	S6# 35	50-32-8
68	C780 INDENO(1,2,3-CD)PYRENE	276	S6# 55	193-39-5
69	C785 DIBENZ(A,H)ANTHRACENE	278	S6# 60	53-70-3
70	C790 BENZO(G,H,I)PERYLENE	276	S6# 65	191-24-2

No	m/z	Scan	Time	Ref	RRT	Meth	Area(Hght)	Amount	%Tot
51	77	974	10:50	4	0.887	A BB	30384.	10.000 UG/ML	1.14
52	248	1032	11:29	4	0.940	A BB	5922.	10.000 UG/ML	1.14
53	284	1030	11:27	4	0.938	A BB	7204.	10.000 UG/ML	1.14
54	178	1102	12:15	4	1.004	A BV	26864.	10.000 UG/ML	1.14
55	178	1111	12:21	4	1.012	A VB	26934.	10.000 UG/ML	1.14
56	167	1149	12:47	4	1.046	A BB	24164.	10.000 UG/ML	1.14
57	149	1238	13:46	4	1.128	A BB	32570.	10.000 UG/ML	1.14
58	202	1310	14:34	4	1.193	A BB	26774.	10.000 UG/ML	1.14
59	202	1346	14:58	5	0.860	A BB	28050.	10.000 UG/ML	1.14
60	149	1499	16:40	5	0.958	A BB	13618.	10.000 UG/ML	1.14
61	228	1564	17:24	5	0.999	A BV	24540.	10.000 UG/ML	1.14
62	228	1569	17:27	5	1.003	A VB	23974.	10.000 UG/ML	1.14
63	149	1616	17:58	5	1.033	A BB	18824.	10.000 UG/ML	1.14
64	149	1726	19:12	6	0.960	A BB	31870.	10.000 UG/ML	1.14
65	252	1740	19:21	6	0.968	A BV	25726.	10.000 UG/ML	1.14
66	252	1744	19:24	6	0.971	A VB	23064.	10.000 UG/ML	1.14
67	252	1787	19:53	6	0.994	A BV	22740.	10.000 UG/ML	1.14
68	276	1942	21:36	6	1.081	A BV	24388.	10.000 UG/ML	1.14
69	278	1949	21:41	6	1.085	A VB	24406.	10.000 UG/ML	1.14
70	276	1973	21:57	6	1.098	A BB	26073.	10.000 UG/ML	1.14

No	Ret(L)	Ratio	RRT(L)	Ratio	Amnt	Amnt(L)	R.Fac	R.Fac(L)	Ratio
51	10:51	1.00	0.888	1.00	10.00	10.00	1.150	1.150	1.00
52	11:29	1.00	0.940	1.00	10.00	10.00	0.224	0.224	1.00
53	11:29	1.00	0.939	1.00	10.00	10.00	0.273	0.273	1.00
54	12:17	1.00	1.005	1.00	10.00	10.00	1.017	1.017	1.00
55	12:22	1.00	1.012	1.00	10.00	10.00	1.019	1.019	1.00
56	12:47	1.00	1.046	1.00	10.00	10.00	0.914	0.914	1.00
57	13:47	1.00	1.127	1.00	10.00	10.00	1.233	1.233	1.00
58	14:36	1.00	1.194	1.00	10.00	10.00	1.013	1.013	1.00
59	15:00	1.00	0.861	1.00	10.00	10.00	1.209	1.209	1.00
60	16:41	1.00	0.958	1.00	10.00	10.00	0.587	0.587	1.00
61	17:24	1.00	0.999	1.00	10.00	10.00	1.058	1.058	1.00
62	17:28	1.00	1.003	1.00	10.00	10.00	1.034	1.034	1.00
63	17:58	1.00	1.032	1.00	10.00	10.00	0.812	0.812	1.00
64	19:13	1.00	0.961	1.00	10.00	10.00	1.637	1.637	1.00
65	19:23	1.00	0.969	1.00	10.00	10.00	1.322	1.322	1.00
66	19:26	1.00	0.972	1.00	10.00	10.00	1.185	1.185	1.00
67	19:54	1.00	0.996	1.00	10.00	10.00	1.168	1.168	1.00
68	21:38	1.00	1.082	1.00	10.00	10.00	1.253	1.253	1.00
69	21:43	1.00	1.086	1.00	10.00	10.00	1.254	1.254	1.00
70	21:59	1.00	1.100	1.00	10.00	10.00	1.339	1.339	1.00

MANUAL EDIT CODES
1. PEAK NOT FOUND
2. POOR CHROMATOGRAPH.
3. WRONG ISOMER
ALL MANUAL EDITS MUST BE
INITIALED, DATED, AND CO

MASS CHROMATOGRAMS DATA: ST16980827A #1 SCANS 640 TO 679
08/27/98 9:56:00 CALI: ST16980827A #3
SAMPLE: SSTD010 10UG/ML CALI VI 070698D
CONDS.: INST. ID: F16
RANGE: G 1,2158 LABEL: N 2, 2.0 QUAN: A 6, 2.0 J 0 BASE: U 20, 3

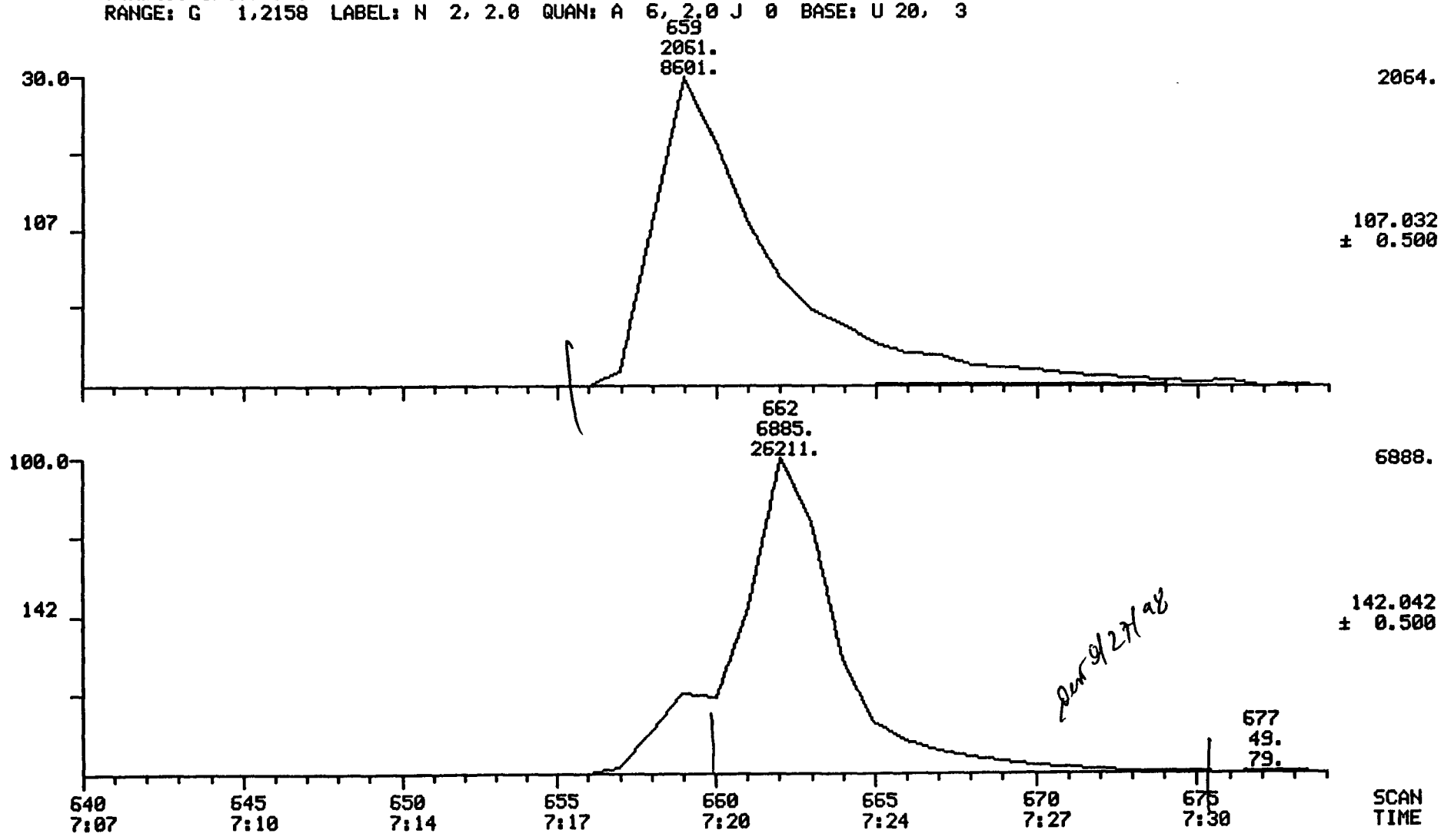

Qual 9/27/98

DATA FROM FILE: ST16980827B SCANS 230 TO 1200 ACQUIRED: 08/27/98 10:21:00
CALI: ST16980827B #3
SAMPLE: SSTD020 20UG/ML CALI V 070698E
CONDS.: INST. ID: F16

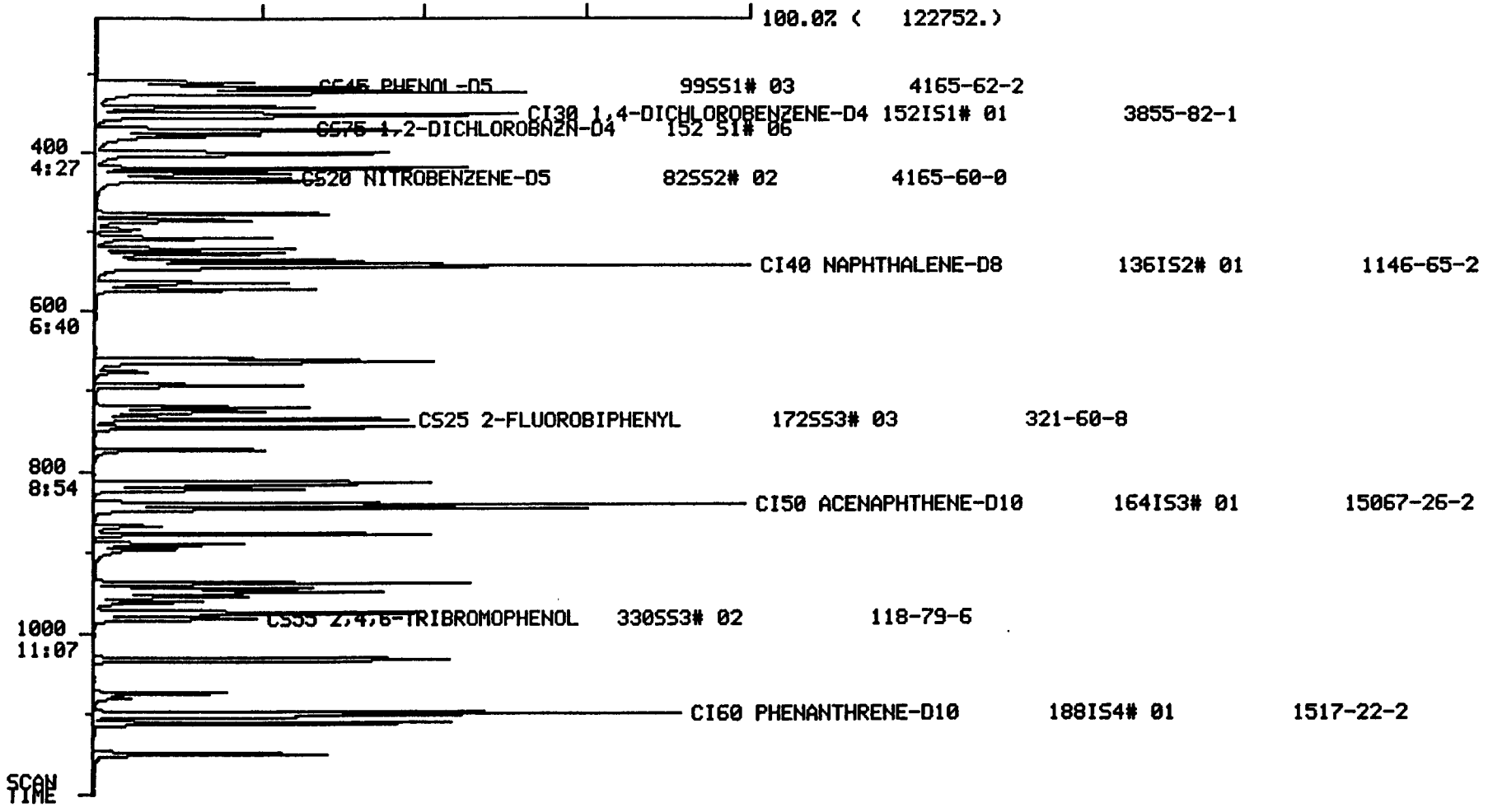

1330

DATA FROM FILE: ST16980827B SCANS 1200 TO 2158 ACQUIRED: 08/27/98 10:21:00
CALI: ST16980827B #3
SAMPLE: SSTD020 20UG/ML CALI V 070698E
CONDS.: INST. ID: F16



uantitation Report File: ST16980827B

ata: ST16980827B.TI
8/27/98 10:21:00
ample: SSTD020 20UG/ML CALI V 070698E
onds.: INST. ID: F16
ormula: 1UL INJ. Instrument: F16 Weight: 0.000
ubmitted by: QES Analyst: DAT Acct. No.: FIN

MOUNT=AREA * REF AMNT/(REF AREA * RESP FACT)
esp. fac. from Library Entry

No	Name			
1	CI30 1,4-DICHLOROBENZENE-D4	152IS1# 01		3855-82-1
2	CI40 NAPHTHALENE-D8	136IS2# 01		1146-65-2
3	CI50 ACENAPHTHENE-D10	164IS3# 01		15067-26-2
4	CI60 PHENANTHRENE-D10	188IS4# 01		1517-22-2
5	CI70 CHRYSENE-D12	240IS5# 01		1719-03-5
6	CI75 PERYLENE-D12	164IS6# 01		1520-96-3
7	CS20 NITROBENZENE-D5	82SS2# 02		4165-60-0
8	CS25 2-FLUOROBIPHENYL	172SS3# 03		321-60-8
9	CS30 TERPHENYL-D14	244SS5# 02		1718-51-0
10	CS45 PHENOL-D5	99SS1# 03		4165-62-2
11	CS50 2-FLUOROPHENOL	112SS1# 02		367-12-4
12	CS55 2,4,6-TRIBROMOPHENOL	330SS3# 02		118-79-6
13	CS70 2-CHLOROPHENOL-D4	132 S1# 05		
14	CS75 1,2-DICHLOROBNZN-D4	152 S1# 06		
15	HEXACHLOROBENZENE-C13			
16	C310 N-NITROSODIMETHYLAMINE	74 S1# 15		62-75-9
17	C320 ANILINE	93 S1#100		62-53-3
18	C315 PHENOL	94 S1#105CC		108-95-2
19	C325 BIS(2-CHLOROETHYL)ETHER	93 S1#110		111-44-4
20	C330 2-CHLOROPHENOL	128 S2#115		95-57-8
21	C335 1,3-DICHLOROBENZENE	146 S1#125		541-73-1
22	C340 1,4-DICHLOROBENZENE	146 S1#130CC		106-46-7
23	C345 BENZYL ALCOHOL	108 S1#145		100-51-6
24	C350 1,2-DICHLOROBENZENE	146 S1#150		95-50-1
25	C355 2-METHYLPHENOL	108 S1#160		95-48-7
26	C360 2,2'-OXYBIS(1-CLPROPAN)	45 S1#165		108-60-1
27	C365 4-METHYLPHENOL	108 S1#185		106-44-5
28	C370 N-NITROSO-DI-N-PROPYLAM	70 S1#190SP		621-64-7
29	C375 HEXACHLOROETHANE	117 S1#200		67-72-1
30	C410 NITROBENZENE	77 S2# 10		98-95-3
31	C415 ISOPHORONE	82 S2# 20		75-59-1
32	C420 2-NITROPHENOL	139 S2# 25CC		88-75-5
33	C425 2,4-DIMETHYLPHENOL	107 S2# 30		105-67-9
34	C435 BIS(2-CHLOROETHOXY)METH	93 S2# 35		111-91-1
35	C440 2,4-DICHLOROPHENOL	162 S2# 40		120-83-2
36	C430 BENZOIC ACID	122 S2# 45		65-85-0
37	C445 1,2,4-TRICHLOROBENZENE	180 S2# 55		120-82-1
38	C450 NAPHTHALENE	128 S2# 60		91-20-3
39	C455 4-CHLOROANALINE	127 S2# 80		106-47-8
40	C460 HEXACHLOROBUTADIENE	225 S2# 95CC		87-68-3
41	C465 4-CHLORO-3-METHYLPHENO	107 S2#130CC		59-50-7
42	C470 2-METHYLNAPHTHALENE	142 S2#145		91-57-6
43	C510 HEXACHLOROCYCLOPENTADI	237 S3# 20		77-47-4
44	C515 2,4,6-TRICHLOROPHENOL	196 S3# 25CC		88-06-2
45	C520 2,4,5-TRICHLOROPHENOL	196 S3# 30		95-95-4
46	C525 2-CHLORONAPHTHALENE	162 S3# 40		91-58-7
47	C530 2-NITROANALINE	65 S3# 45		88-74-4

No	Name			
48	C535 DIMETHYLPHTHALATE	163	S3# 55	131-11-3
49	C540 ACENAPHTHYLENE	152	S3# 65	208-96-8
50	C543 2,6-DINITROTOLUENE	165	S3# 70	606-20-2

No	m/z	Scan	Time	Ref	RRT	Meth	Area(Hght)	Amount	%Tot
1	152	350	3:54	1	1.000	A BB	34646.	40.000 UG/ML	2.22
2	136	541	6:01	2	1.000	A BB	125585.	40.000 UG/ML	2.22
3	164	840	9:21	3	1.000	A BB	68486.	40.000 UG/ML	2.22
4	188	1099	12:13	4	1.000	A BV	117544.	40.000 UG/ML	2.22
5	240	1565	17:24	5	1.000	A BB	91058.	40.000 UG/ML	2.22
6	264	1797	19:59	6	1.000	A BB	75628.	40.000 UG/ML	2.22
7	82	432	4:48	2	0.799	A BV	31049.	20.000 UG/ML	1.11
8	172	734	8:10	3	0.874	A BB	45046.	20.000 UG/ML	1.11
9	244	1395	15:31	5	0.891	A BV	45608.	20.000 UG/ML	1.11
10	99	315	3:30	1	0.900	A BB	35638.	20.000 UG/ML	1.11
11	112	204	2:16	1	0.583	A BB	22364.	20.000 UG/ML	1.11
12	330	980	10:54	3	1.167	A BB	8930.	20.000 UG/ML	1.11
13	132	321	3:34	1	0.917	A BV	27038.	20.000 UG/ML	1.11
14	152	369	4:06	1	1.054	A BB	17300.	20.000 UG/ML	1.11
15	NOT FOUND								
16	74	109	1:13	1	0.311	A BB	17503.	20.000 UG/ML	1.11
17	93	310	3:27	1	0.886	A BV	34446.	20.000 UG/ML	1.11
18	94	317	3:32	1	0.906	A VB	35279.	20.000 UG/ML	1.11
19	93	323	3:36	1	0.923	A VB	25381.	20.000 UG/ML	1.11
20	128	323	3:36	1	0.923	A BB	27177.	20.000 UG/ML	1.11
21	146	341	3:48	1	0.974	A BV	28889.	20.000 UG/ML	1.11
22	146	352	3:55	1	1.006	A VB	29367.	20.000 UG/ML	1.11
23	108	377	4:12	1	1.077	A BB	14744.	20.000 UG/ML	1.11
24	146	371	4:08	1	1.060	A BB	27815.	20.000 UG/ML	1.11
25	108	399	4:26	1	1.140	A BB	20889.	20.000 UG/ML	1.11
26	45	399	4:26	1	1.140	A BB	46351.	20.000 UG/ML	1.11
27	108	425	4:44	1	1.214	A BB	22478.	20.000 UG/ML	1.11
28	70	418	4:39	1	1.194	A BV	16174.	20.000 UG/ML	1.11
29	117	418	4:39	1	1.194	A BB	12820.	20.000 UG/ML	1.11
30	77	434	4:50	2	0.802	A VB	29943.	20.000 UG/ML	1.11
31	82	476	5:18	2	0.880	A BV	48830.	20.000 UG/ML	1.11
32	139	484	5:23	2	0.895	A BB	13326.	20.000 UG/ML	1.11
33	107	506	5:38	2	0.935	A BB	19411.	20.000 UG/ML	1.11
34	93	520	5:47	2	0.961	A BV	33193.	20.000 UG/ML	1.11
35	162	526	5:51	2	0.972	A BB	19655.	20.000 UG/ML	1.11
36	122	542	6:02	2	1.002	qedt (2)	16146.	20.000 UG/ML	1.11
37	180	535	5:57	2	0.989	A BB	21964.	20.000 UG/ML	1.11
38	128	544	6:03	2	1.006	A BB	68435.	20.000 UG/ML	1.11
39	127	563	6:16	2	1.041	A BB	29283.	20.000 UG/ML	1.11
40	225	571	6:21	2	1.055	A BB	11206.	20.000 UG/ML	1.11
41	107	659	7:20	2	1.218	A BB	21143.	20.000 UG/ML	1.11
42	142	662	7:22	2	1.224	qedt (2)	52750.	20.000 UG/ML	1.11
43	237	692	7:42	3	0.824	A BB	13238.	20.000 UG/ML	1.11
44	196	718	7:59	3	0.855	A BV	13337.	20.000 UG/ML	1.11
45	196	724	8:03	3	0.862	A VB	14963.	20.000 UG/ML	1.11
46	162	744	8:17	3	0.886	A BB	43660.	20.000 UG/ML	1.11
47	65	772	8:35	3	0.919	A BV	16816.	20.000 UG/ML	1.11
48	163	816	9:05	3	0.971	A BB	48724.	20.000 UG/ML	1.11
49	152	813	9:03	3	0.968	A BB	67074.	20.000 UG/ML	1.11
50	165	821	9:08	3	0.977	A BB	11592.	20.000 UG/ML	1.11

9/27/89

lo	Ret(L)	Ratio	RRT(L)	Ratio	Amnt	Amnt(L)	R.Fac	R.Fac(L)	Ratio
1	3:54	1.00	1.000	1.00	40.00	40.00	1.000	1.000	1.00
2	6:01	1.00	1.000	1.00	40.00	40.00	1.000	1.000	1.00
3	9:21	1.00	1.000	1.00	40.00	40.00	1.000	1.000	1.00
4	12:13	1.00	1.000	1.00	40.00	40.00	1.000	1.000	1.00
5	17:25	1.00	1.000	1.00	40.00	40.00	1.000	1.000	1.00
6	19:59	1.00	1.000	1.00	40.00	40.00	1.000	1.000	1.00
7	4:49	1.00	0.800	1.00	20.00	20.00	0.494	0.494	1.00
8	8:11	1.00	0.875	1.00	20.00	20.00	1.315	1.315	1.00
9	15:32	1.00	0.891	1.00	20.00	20.00	1.002	1.002	1.00
0	3:32	0.99	0.906	0.99	20.00	20.00	2.057	2.057	1.00
1	2:15	1.00	0.580	1.00	20.00	20.00	1.291	1.291	1.00
2	10:55	1.00	1.168	1.00	20.00	20.00	0.261	0.261	1.00
3	3:34	1.00	0.917	1.00	20.00	20.00	1.561	1.561	1.00
4	4:07	1.00	1.057	1.00	20.00	20.00	0.999	0.999	1.00
5	12:39		0.941						
6	1:12	1.01	0.309	1.01	20.00	20.00	1.010	1.010	1.00
7	3:27	1.00	0.886	1.00	20.00	20.00	1.988	1.988	1.00
8	3:33	0.99	0.911	0.99	20.00	20.00	2.037	2.037	1.00
9	3:36	1.00	0.926	1.00	20.00	20.00	1.465	1.465	1.00
0	3:36	1.00	0.926	1.00	20.00	20.00	1.569	1.569	1.00
1	3:48	1.00	0.974	1.00	20.00	20.00	1.668	1.668	1.00
2	3:55	1.00	1.006	1.00	20.00	20.00	1.695	1.695	1.00
3	4:13	0.99	1.083	0.99	20.00	20.00	0.851	0.851	1.00
4	4:08	1.00	1.063	1.00	20.00	20.00	1.606	1.606	1.00
5	4:27	1.00	1.143	1.00	20.00	20.00	1.206	1.206	1.00
6	4:26	1.00	1.140	1.00	20.00	20.00	2.676	2.676	1.00
7	4:44	1.00	1.217	1.00	20.00	20.00	1.298	1.298	1.00
8	4:40	1.00	1.200	1.00	20.00	20.00	0.934	0.934	1.00
9	4:39	1.00	1.194	1.00	20.00	20.00	0.740	0.740	1.00
0	4:51	1.00	0.806	1.00	20.00	20.00	0.477	0.477	1.00
1	5:19	1.00	0.884	1.00	20.00	20.00	0.778	0.778	1.00
2	5:24	1.00	0.896	1.00	20.00	20.00	0.212	0.212	1.00
3	5:39	1.00	0.939	1.00	20.00	20.00	0.309	0.309	1.00
4	5:48	1.00	0.965	1.00	20.00	20.00	0.529	0.529	1.00
5	5:52	1.00	0.974	1.00	20.00	20.00	0.313	0.313	1.00
6	6:10	0.98	1.024	0.98	20.00	20.00	0.257	0.257	1.00
7	5:57	1.00	0.989	1.00	20.00	20.00	0.350	0.350	1.00
8	6:04	1.00	1.007	1.00	20.00	20.00	1.090	1.090	1.00
9	6:16	1.00	1.043	1.00	20.00	20.00	0.466	0.466	1.00
0	6:22	1.00	1.057	1.00	20.00	20.00	0.178	0.178	1.00
1	7:20	1.00	1.220	1.00	20.00	20.00	0.337	0.337	1.00
2	7:22	1.00	1.226	1.00	20.00	20.00	0.840	0.840	1.00
3	7:42	1.00	0.824	1.00	20.00	20.00	0.387	0.387	1.00
4	8:00	1.00	0.856	1.00	20.00	20.00	0.389	0.389	1.00
5	8:03	1.00	0.862	1.00	20.00	20.00	0.437	0.437	1.00
6	8:17	1.00	0.887	1.00	20.00	20.00	1.275	1.275	1.00
7	8:37	1.00	0.921	1.00	20.00	20.00	0.491	0.491	1.00
8	9:06	1.00	0.974	1.00	20.00	20.00	1.423	1.423	1.00
9	9:03	1.00	0.969	1.00	20.00	20.00	1.959	1.959	1.00
0	9:09	1.00	0.980	1.00	20.00	20.00	0.339	0.339	1.00

Quantitation Report File: ST16980827B

Data: ST16980827B.TI
08/27/98 10:21:00
Sample: SSTD020 20UG/ML CALI V 070698E
Conds.: INST. ID: F16
Formula: 1UL INJ. Instrument: F16 Weight: 0.000
Submitted by: QES Analyst: DAT Acct. No.: FIN

AMOUNT=AREA * REF AMNT/(REF AREA * RESP FACT)
Resp. fac. from Library Entry

No	Name				
51	C545	3-NITROANILINE	138	S3# 75	99-09-2
52	C550	ACENAPHTHENE	153	S3# 80CC	83-32-9
53	C555	2,4-DINITROPHENOL	184	S3# 85SP	51-28-5
54	C565	DIBENZOFURAN	168	S3# 90	132-64-9
55	C560	4-NITROPHENOL	109	S3# 95SP	100-02-7
56	C570	2,4-DINITROTOLUENE	165	S3#105	121-14-2
57	C580	DIETHYLPHTHALATE	149	S3#130	84-66-2
58	C590	FLUORENE	166	S3#135	86-73-7
59	C585	4-CHLOROPHENYL-PHENYLE	204	S3#140	7005-72-3
60	C595	4-NITROANALINE	138	S3#150	100-01-6
61	C610	4,6-DINITRO-2-METHYLPH	198	S4# 10	534-52-1
62	C615	N-NITROSODIPHENYLAMINE	169	S4# 15CC	87-30-6
63	C620	AZOBENZENE	77	S4# 20	103-33-3
64	C625	4-BROMOPHENYL-PHENYLET	248	S4# 30	101-55-3
65	C630	HEXACHLOROBENZENE	284	S4# 40	118-74-1
66	C635	PENTACHLOROPHENOL	266	S4# 50	87-86-5
67	C640	PHENANTHRENE	178	S4# 65	85-01-8
68	C645	ANTHRACENE	178	S4# 70	120-12-7
69	C647	CARBAZOLE	167	S4# 80	86-74-8
70	C650	DI-N-BUTYLPHTHALATE	149	S4# 85	84-74-2
71	C655	FLUORANTHENE	202	S4#110CC	206-44-0
72	C710	BENZIDINE	184	S5# 10	92-81-5
73	C715	PYRENE	202	S5# 15	129-00-0
74	C720	BUTYLBENZYLPHTHALATE	149	S5# 40	85-68-7
75	C730	BENZO(A)ANTHRACENE	228	S5# 50	56-55-3
76	C725	3,3'-DICHLOROBENZIDINE	252	S5# 55	91-94-1
77	C740	CHRYSENE	228	S5# 60	218-01-9
78	C745	BIS(2-ETHYLHEXYL)PHTHA	149	S5# 65	117-81-7
79	C760	DI-N-OCTYL PHTHALATE	149	S6# 10CC	117-84-0
80	C765	BENZO(B)FLUORANTHENE	252	S6# 15	205-99-2
81	C770	BENZO(K)FLUORANTHENE	252	S6# 25	207-08-9
82	C775	BENZO(A)PYRENE	252	S6# 35	50-32-8
83	C780	INDENO(1,2,3-CD)PYRENE	276	S6# 55	193-39-5
84	C785	DIBENZ(A,H)ANTHRACENE	278	S6# 60	53-70-3
85	C790	BENZO(G,H,I)PERYLENE	276	S6# 65	191-24-2

No	m/z	Scan	Time	Ref	RRT	Meth	Area(Hght)	Amount	%Tot
51	138	846	9:25	3	1.007	A BB	13084.	20.000 UG/ML	1.11
52	153	845	9:24	3	1.006	A BB	42016.	20.000 UG/ML	1.11
53	184	866	9:38	3	1.031	A BV	5334.	20.000 UG/ML	1.11
54	168	877	9:45	3	1.044	A BB	61028.	20.000 UG/ML	1.11
55	109	895	9:57	3	1.065	A BB	5627.	20.000 UG/ML	1.11
56	165	889	9:53	3	1.058	A BB	14108.	20.000 UG/ML	1.11
57	149	944	10:30	3	1.124	A BB	50078.	20.000 UG/ML	1.11
58	166	937	10:25	3	1.115	A BV	47880.	20.000 UG/ML	1.11

No	m/z	Scan	Time	Ref	RRT	Meth	Area(Hght)	Amount	%Tot
49	204	948	10:33	3	1.129	A BB	22148.	20.000 UG/ML	1.11
50	138	953	10:36	3	1.135	A BB	11167.	20.000 UG/ML	1.11
51	198	959	10:40	4	0.873	A BV	7140.	20.000 UG/ML	1.11
52	169	972	10:49	4	0.884	A BV	34182.	20.000 UG/ML	1.11
53	77	975	10:51	4	0.887	A BB	71792.	20.000 UG/ML	1.11
54	248	1032	11:29	4	0.939	A BB	13566.	20.000 UG/ML	1.11
55	284	1031	11:28	4	0.938	A BB	16534.	20.000 UG/ML	1.11
56	266	1073	11:56	4	0.976	A BB	8694.	20.000 UG/ML	1.11
57	178	1102	12:15	4	1.003	A BV	63550.	20.000 UG/ML	1.11
58	178	1111	12:21	4	1.011	A VB	64657.	20.000 UG/ML	1.11
59	167	1149	12:47	4	1.045	A BB	44833.	20.000 UG/ML	1.11
70	149	1238	13:46	4	1.126	A BB	80264.	20.000 UG/ML	1.11
71	202	1310	14:34	4	1.192	A BB	59268.	20.000 UG/ML	1.11
72	184	1352	15:02	5	0.864	A BB	7046.	20.000 UG/ML	1.11
73	202	1347	14:59	5	0.861	A BB	59638.	20.000 UG/ML	1.11
74	149	1499	16:40	5	0.958	A BB	30622.	20.000 UG/ML	1.11
75	228	1564	17:24	5	0.999	A BV	54385.	20.000 UG/ML	1.11
76	252	1574	17:30	5	1.006	A BB	20062.	20.000 UG/ML	1.11
77	228	1569	17:27	5	1.003	A VB	48636.	20.000 UG/ML	1.11
78	149	1615	17:58	5	1.032	A BB	44542.	20.000 UG/ML	1.11
79	149	1726	19:12	6	0.960	A BB	74084.	20.000 UG/ML	1.11
80	252	1740	19:21	6	0.968	A BV	58084.	20.000 UG/ML	1.11
81	252	1745	19:25	6	0.971	A VB	46263.	20.000 UG/ML	1.11
82	252	1787	19:53	6	0.994	A BV	47524.	20.000 UG/ML	1.11
83	276	1943	21:37	6	1.081	A BV	51246.	20.000 UG/ML	1.11
84	278	1950	21:41	6	1.085	A BB	52402.	20.000 UG/ML	1.11
85	276	1974	21:57	6	1.098	A BB	54312.	20.000 UG/ML	1.11

No	Ret(L)	Ratio	RRT(L)	Ratio	Amnt	Amnt(L)	R.Fac	R.Fac(L)	Ratio
51	9:26	1.00	1.010	1.00	20.00	20.00	0.382	0.382	1.00
52	9:25	1.00	1.007	1.00	20.00	20.00	1.227	1.227	1.00
53	9:39	1.00	1.032	1.00	20.00	20.00	0.156	0.156	1.00
54	9:46	1.00	1.045	1.00	20.00	20.00	1.782	1.782	1.00
55	9:59	1.00	1.068	1.00	20.00	20.00	0.164	0.164	1.00
56	9:55	1.00	1.061	1.00	20.00	20.00	0.412	0.412	1.00
57	10:31	1.00	1.126	1.00	20.00	20.00	1.462	1.462	1.00
58	10:26	1.00	1.117	1.00	20.00	20.00	1.398	1.398	1.00
59	10:33	1.00	1.130	1.00	20.00	20.00	0.647	0.647	1.00
60	10:39	1.00	1.139	1.00	20.00	20.00	0.326	0.326	1.00
61	10:42	1.00	0.875	1.00	20.00	20.00	0.121	0.121	1.00
62	10:50	1.00	0.886	1.00	20.00	20.00	0.582	0.582	1.00
63	10:51	1.00	0.888	1.00	20.00	20.00	1.222	1.222	1.00
64	11:29	1.00	0.940	1.00	20.00	20.00	0.231	0.231	1.00
65	11:29	1.00	0.939	1.00	20.00	20.00	0.281	0.281	1.00
66	11:57	1.00	0.977	1.00	20.00	20.00	0.148	0.148	1.00
67	12:17	1.00	1.005	1.00	20.00	20.00	1.081	1.081	1.00
68	12:22	1.00	1.012	1.00	20.00	20.00	1.100	1.100	1.00
69	12:47	1.00	1.046	1.00	20.00	20.00	0.763	0.763	1.00
70	13:47	1.00	1.127	1.00	20.00	20.00	1.366	1.366	1.00
71	14:36	1.00	1.194	1.00	20.00	20.00	1.008	1.008	1.00
72	15:03	1.00	0.864	1.00	20.00	20.00	0.155	0.155	1.00
73	15:00	1.00	0.861	1.00	20.00	20.00	1.310	1.310	1.00
74	16:41	1.00	0.958	1.00	20.00	20.00	0.673	0.673	1.00
75	17:24	1.00	0.999	1.00	20.00	20.00	1.195	1.195	1.00
76	17:31	1.00	1.006	1.00	20.00	20.00	0.441	0.441	1.00
77	17:28	1.00	1.003	1.00	20.00	20.00	1.068	1.068	1.00

No	Ret(L)	Ratio	RRT(L)	Ratio	Amnt	Amnt(L)	R.Fac	R.Fac(L)	Ratio
78	17:58	1.00	1.032	1.00	20.00	20.00	0.978	0.978	1.00
79	19:13	1.00	0.961	1.00	20.00	20.00	1.959	1.959	1.00
80	19:23	1.00	0.969	1.00	20.00	20.00	1.536	1.536	1.00
81	19:26	1.00	0.972	1.00	20.00	20.00	1.223	1.223	1.00
82	19:54	1.00	0.996	1.00	20.00	20.00	1.257	1.257	1.00
83	21:38	1.00	1.082	1.00	20.00	20.00	1.355	1.355	1.00
84	21:43	1.00	1.086	1.00	20.00	20.00	1.386	1.386	1.00
85	21:59	1.00	1.100	1.00	20.00	20.00	1.436	1.436	1.00

MANUAL EDIT CODES
1. PEAK NOT FOUND
2. POOR CHROMATOGRAPH.
3. WRONG ISOMER
ALL MANUAL EDITS MUST BE
INITIALED, DATED, AND CO

RIC+MASS CHROMATOGRAM DATA: ST16980827B #1 SCANS 510 TO 580
08/27/98 10:21:00 CALI: ST16980827B #3
SAMPLE: SSTD020 20UG/ML CALI V 070698E
CONDS.: INST. ID: F16
RANGE: G 1,2158 LABEL: N 0, 2.0 QUAN: A 6, 2.0 J 0 BASE: U 20, 3

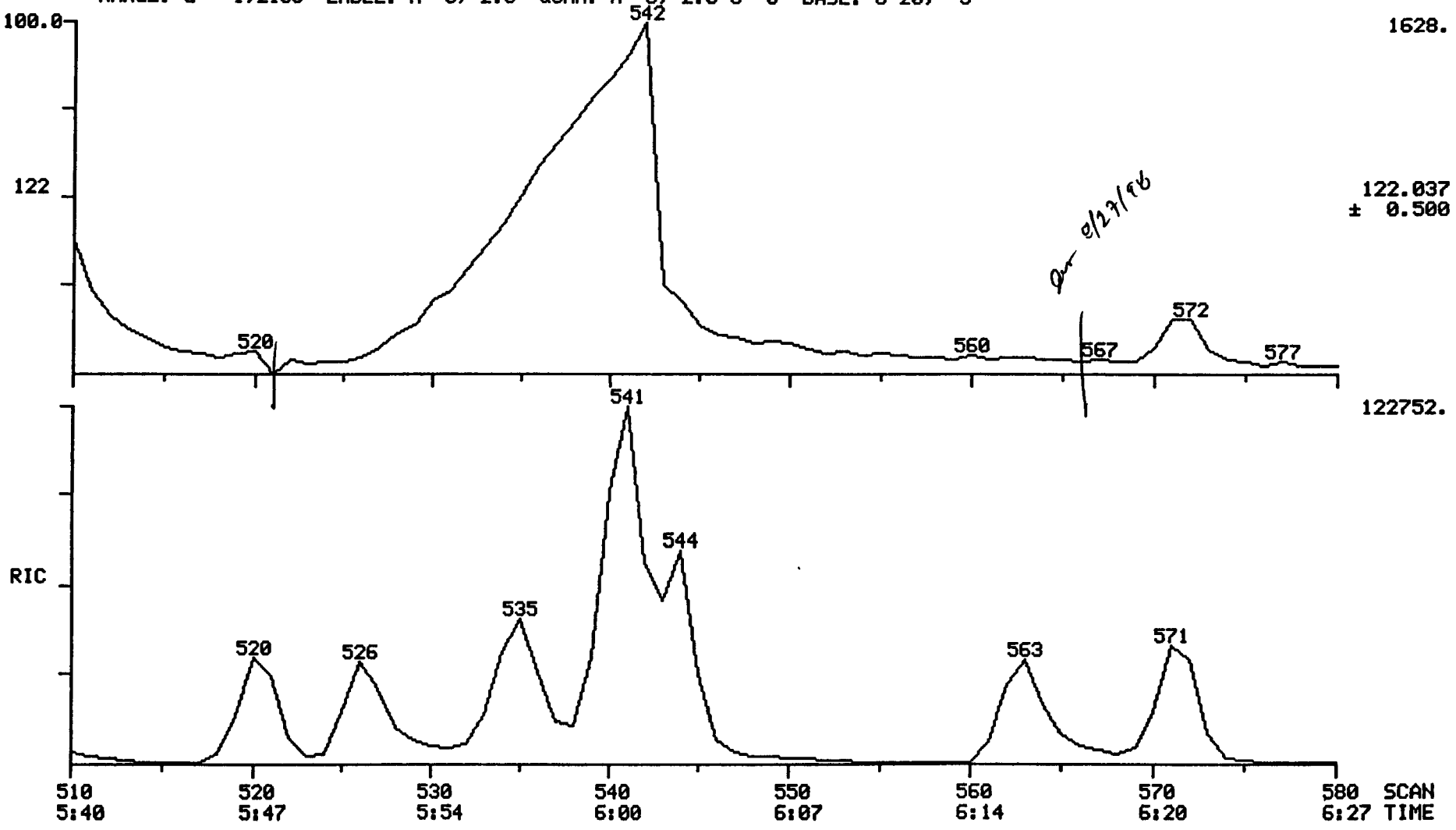

339T

MASS CHROMATOGRAMS DATA: ST16980827B #1 SCANS 650 TO 689
08/27/98 10:21:00 CALI: ST16980827B #3
SAMPLE: SSTD020 20UG/ML CALI V 070698E
CONDS.: INST. ID: F16
RANGE: G 1,2158 LABEL: N 2, 2.0 QUAN: A 6, 2.0 J 0 BASE: U 20, 3

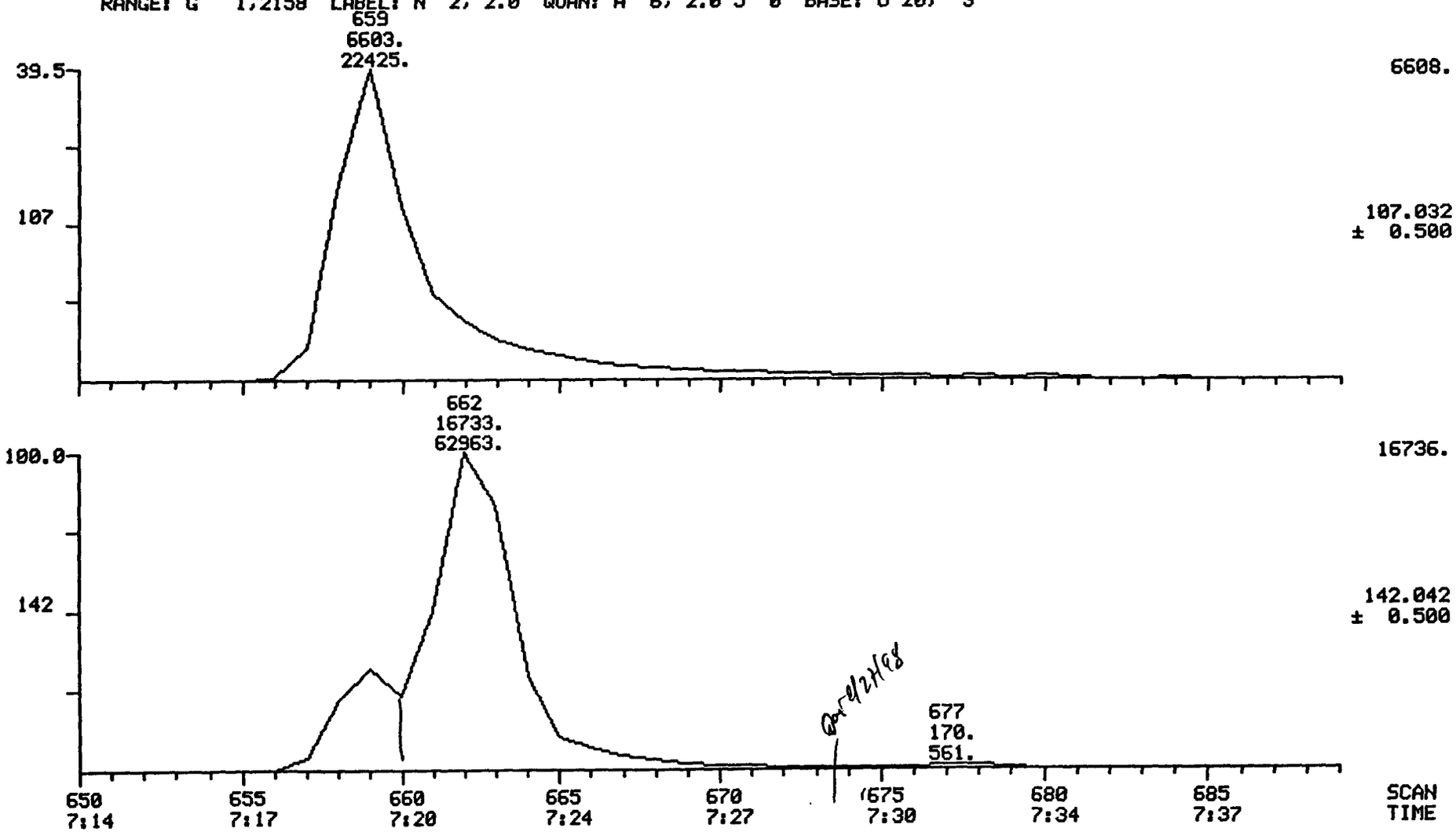

1637

DATA FROM FILE: ST16980827C SCANS 230 TO 1200 ACQUIRED: 08/27/98 10:51:00
CALI: ST16980827C #3
SAMPLE: SSTD050 50UG/ML CALI IV 070698F
CONDS.: INST. ID: F16



DATA FROM FILE: ST16980827C SCANS 1200 TO 2158 ACQUIRED: 08/27/98 10:51:00
CALI: ST16980827C #3
SAMPLE: SSTD050 50UG/ML CALI IV 070698F
CONDS.: INST. ID: F16

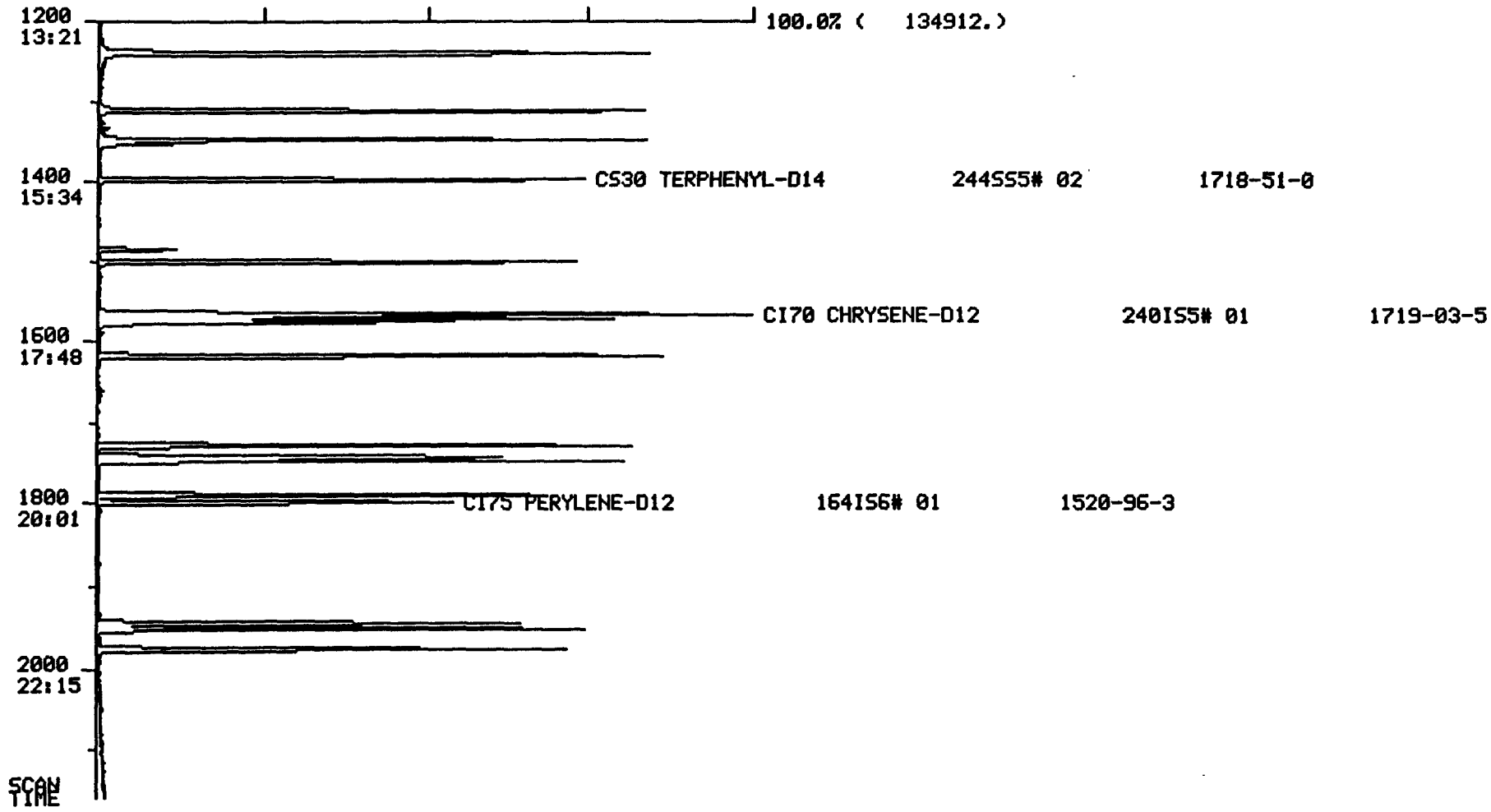

antitation Report File: ST16980827C

ta: ST16980827C.TI
/27/98 10:51:00
mple: SSTD050 50UG/ML CALI IV 070698F
nds.: INST. ID: F16
rmula: 1UL INJ. Instrument: F16 Weight: 0.000
bmitted by: QES Analyst: DAT Acct. No.: FIN

OUNT=AREA * REF AMNT/(REF AREA * RESP FACT)
sp. fac. from Library Entry

o	Name			
1	CI30 1,4-DICHLOROBENZENE-D4	152IS1# 01		3855-82-1
2	CI40 NAPHTHALENE-D8	136IS2# 01		1146-65-2
3	CI50 ACENAPHTHENE-D10	164IS3# 01		15067-26-2
4	CI60 PHENANTHRENE-D10	188IS4# 01		1517-22-2
5	CI70 CHRYSENE-D12	240IS5# 01		1719-03-5
6	CI75 PERYLENE-D12	164IS6# 01		1520-96-3
7	CS20 NITROBENZENE-D5	82SS2# 02		4165-60-0
8	CS25 2-FLUOROBIPHENYL	172SS3# 03		321-60-8
9	CS30 TERPHENYL-D14	244SS5# 02		1718-51-0
0	CS45 PHENOL-D5	99SS1# 03		4165-62-2
1	CS50 2-FLUOROPHENOL	112SS1# 02		367-12-4
2	CS55 2,4,6-TRIBROMOPHENOL	330SS3# 02		118-79-6
3	CS70 2-CHLOROPHENOL-D4	132 S1# 05		
4	CS75 1,2-DICHLOROBNZN-D4	152 S1# 06		
5	HEXACHLOROBENZENE-C13			
6	C310 N-NITROSODIMETHYLAMINE	74 S1# 15		62-75-9
7	C320 ANILINE	93 S1#100		62-53-3
8	C315 PHENOL	94 S1#105CC		108-95-2
9	C325 BIS(2-CHLOROETHYL)ETHER	93 S1#110		111-44-4
0	C330 2-CHLOROPHENOL	128 S2#115		95-57-8
1	C335 1,3-DICHLOROBENZENE	146 S1#125		541-73-1
2	C340 1,4-DICHLOROBENZENE	146 S1#130CC		106-46-7
3	C345 BENZYL ALCOHOL	108 S1#145		100-51-6
4	C350 1,2-DICHLOROBENZENE	146 S1#150		95-50-1
5	C355 2-METHYLPHENOL	108 S1#160		95-48-7
6	C360 2,2'-OXYBIS(1-CLPROPAN)	45 S1#165		108-60-1
7	C365 4-METHYLPHENOL	108 S1#185		106-44-5
8	C370 N-NITROSO-DI-N-PROPYLAM	70 S1#190SP		621-64-7
9	C375 HEXACHLOROETHANE	117 S1#200		67-72-1
0	C410 NITROBENZENE	77 S2# 10		98-95-3
1	C415 ISOPHORONE	82 S2# 20		75-59-1
2	C420 2-NITROPHENOL	139 S2# 25CC		88-75-5
3	C425 2,4-DIMETHYLPHENOL	107 S2# 30		105-67-9
4	C435 BIS(2-CHLOROETHOXY)METH	93 S2# 35		111-91-1
5	C440 2,4-DICHLOROPHENOL	162 S2# 40		120-83-2
6	C430 BENZOIC ACID	122 S2# 45		65-85-0
7	C445 1,2,4-TRICHLOROBENZENE	180 S2# 55		120-82-1
8	C450 NAPHTHALENE	128 S2# 60		91-20-3
9	C455 4-CHLOROANALINE	127 S2# 80		106-47-8
0	C460 HEXACHLOROBUTADIENE	225 S2# 95CC		87-68-3
1	C465 4-CHLORO-3-METHYLPHENO	107 S2#130CC		59-50-7
2	C470 2-METHYLNAPHTHALENE	142 S2#145		91-57-6
3	C510 HEXACHLOROCYCLOPENTADI	237 S3# 20		77-47-4
4	C515 2,4,6-TRICHLOROPHENOL	196 S3# 25CC		88-06-2
5	C520 2,4,5-TRICHLOROPHENOL	196 S3# 30		95-95-4
6	C525 2-CHLORONAPHTHALENE	162 S3# 40		91-58-7
7	C530 2-NITROANALINE	65 S3# 45		88-74-4

No	Name		
48	C535 DIMETHYLPHTHALATE	163 S3# 55	131-11-3
49	C540 ACENAPHTHYLENE	152 S3# 65	208-96-8
50	C543 2,6-DINITROTOLUENE	165 S3# 70	606-20-2

No	m/z	Scan	Time	Ref	RRT	Meth	Area(Hght)	Amount	%Tot
1	152	350	3:54	1	1.000	A BB	31156.	40.000 UG/ML	0.97
2	136	541	6:01	2	1.000	A BB	114584.	40.000 UG/ML	0.97
3	164	840	9:21	3	1.000	A BB	63340.	40.000 UG/ML	0.97
4	188	1099	12:13	4	1.000	A BV	109036.	40.000 UG/ML	0.97
5	240	1566	17:25	5	1.000	A VV	77798.	40.000 UG/ML	0.97
6	264	1797	19:59	6	1.000	A BB	63787.	40.000 UG/ML	0.97
7	82	433	4:49	2	0.800	A BB	67191.	50.000 UG/ML	1.21
8	172	734	8:10	3	0.874	A BB	99214.	50.000 UG/ML	1.21
9	244	1396	15:32	5	0.891	A BB	94942.	50.000 UG/ML	1.21
10	99	316	3:31	1	0.903	A BB	80179.	50.000 UG/ML	1.21
11	112	204	2:16	1	0.583	A BB	51862.	50.000 UG/ML	1.21
12	330	981	10:55	3	1.168	A BB	18938.	50.000 UG/ML	1.21
13	132	321	3:34	1	0.917	A BB	58440.	50.000 UG/ML	1.21
14	152	370	4:07	1	1.057	A BB	36852.	50.000 UG/ML	1.21
15	NOT FOUND								
16	74	109	1:13	1	0.311	A VB	39558.	50.000 UG/ML	1.21
17	93	310	3:27	1	0.886	A BV	70664.	50.000 UG/ML	1.21
18	94	318	3:32	1	0.909	A VB	79234.	50.000 UG/ML	1.21
19	93	324	3:36	1	0.926	A VB	56008.	50.000 UG/ML	1.21
20	128	324	3:36	1	0.926	A BB	59290.	50.000 UG/ML	1.21
21	146	341	3:48	1	0.974	A BV	63015.	50.000 UG/ML	1.21
22	146	352	3:55	1	1.006	A VB	64864.	50.000 UG/ML	1.21
23	108	378	4:12	1	1.080	A BB	33967.	50.000 UG/ML	1.21
24	146	372	4:08	1	1.063	A BB	57718.	50.000 UG/ML	1.21
25	108	400	4:27	1	1.143	A BB	47563.	50.000 UG/ML	1.21
26	45	399	4:26	1	1.140	A BB	101138.	50.000 UG/ML	1.21
27	108	426	4:44	1	1.217	A BB	52789.	50.000 UG/ML	1.21
28	70	420	4:40	1	1.200	A BV	36545.	50.000 UG/ML	1.21
29	117	418	4:39	1	1.194	A BB	27750.	50.000 UG/ML	1.21
30	77	436	4:51	2	0.806	A VB	65237.	50.000 UG/ML	1.21
31	82	477	5:18	2	0.882	A BB	110794.	50.000 UG/ML	1.21
32	139	484	5:23	2	0.895	A BB	31214.	50.000 UG/ML	1.21
33	107	507	5:38	2	0.937	A BB	47890.	50.000 UG/ML	1.21
34	93	521	5:48	2	0.963	A BV	74000.	50.000 UG/ML	1.21
35	162	527	5:52	2	0.974	A BB	44945.	50.000 UG/ML	1.21
36	122	552	6:08	2	1.020	qedt(2)	39970.	50.000 UG/ML	1.21
37	180	535	5:57	2	0.989	A BB	47850.	50.000 UG/ML	1.21
38	128	545	6:04	2	1.007	A BB	148742.	50.000 UG/ML	1.21
39	127	564	6:16	2	1.043	A BB	65035.	50.000 UG/ML	1.21
40	225	572	6:22	2	1.057	A BB	24296.	50.000 UG/ML	1.21
41	107	659	7:20	2	1.218	A BB	50489.	50.000 UG/ML	1.21
42	142	663	7:22	2	1.226	qedt(2)	118484.	50.000 UG/ML	1.21
43	237	692	7:42	3	0.824	A BB	29806.	50.000 UG/ML	1.21
44	196	719	8:00	3	0.856	A BV	32070.	50.000 UG/ML	1.21
45	196	724	8:03	3	0.862	A VB	33958.	50.000 UG/ML	1.21
46	162	745	8:17	3	0.887	A BB	95618.	50.000 UG/ML	1.21
47	65	773	8:36	3	0.920	A BB	40406.	50.000 UG/ML	1.21
48	163	817	9:05	3	0.973	A BV	110200.	50.000 UG/ML	1.21
49	152	814	9:03	3	0.969	A BB	150122.	50.000 UG/ML	1.21
50	165	823	9:09	3	0.980	A BB	27004.	50.000 UG/ML	1.21

Qa-e/27/73

	Ret(L)	Ratio	RRT(L)	Ratio	Amnt	Amnt(L)	R.Fac	R.Fac(L)	Ratio
	3:54	1.00	1.000	1.00	40.00	40.00	1.000	1.000	1.00
	6:01	1.00	1.000	1.00	40.00	40.00	1.000	1.000	1.00
	9:21	1.00	1.000	1.00	40.00	40.00	1.000	1.000	1.00
	12:13	1.00	1.000	1.00	40.00	40.00	1.000	1.000	1.00
	17:25	1.00	1.000	1.00	40.00	40.00	1.000	1.000	1.00
	19:59	1.00	1.000	1.00	40.00	40.00	1.000	1.000	1.00
	4:49	1.00	0.800	1.00	50.00	50.00	0.469	0.469	1.00
	8:11	1.00	0.875	1.00	50.00	50.00	1.253	1.253	1.00
	15:32	1.00	0.891	1.00	50.00	50.00	0.976	0.976	1.00
	3:32	1.00	0.906	1.00	50.00	50.00	2.059	2.059	1.00
	2:15	1.00	0.580	1.00	50.00	50.00	1.332	1.332	1.00
	10:55	1.00	1.168	1.00	50.00	50.00	0.239	0.239	1.00
	3:34	1.00	0.917	1.00	50.00	50.00	1.501	1.501	1.00
	4:07	1.00	1.057	1.00	50.00	50.00	0.946	0.946	1.00
	12:39		0.941						
	1:12	1.01	0.309	1.01	50.00	50.00	1.016	1.016	1.00
	3:27	1.00	0.886	1.00	50.00	50.00	1.814	1.814	1.00
	3:33	1.00	0.911	1.00	50.00	50.00	2.035	2.035	1.00
	3:36	1.00	0.926	1.00	50.00	50.00	1.438	1.438	1.00
	3:36	1.00	0.926	1.00	50.00	50.00	1.522	1.522	1.00
	3:48	1.00	0.974	1.00	50.00	50.00	1.618	1.618	1.00
	3:55	1.00	1.006	1.00	50.00	50.00	1.666	1.666	1.00
	4:13	1.00	1.083	1.00	50.00	50.00	0.872	0.872	1.00
	4:08	1.00	1.063	1.00	50.00	50.00	1.482	1.482	1.00
	4:27	1.00	1.143	1.00	50.00	50.00	1.221	1.221	1.00
	4:26	1.00	1.140	1.00	50.00	50.00	2.597	2.597	1.00
	4:44	1.00	1.217	1.00	50.00	50.00	1.355	1.355	1.00
	4:40	1.00	1.200	1.00	50.00	50.00	0.938	0.938	1.00
	4:39	1.00	1.194	1.00	50.00	50.00	0.713	0.713	1.00
	4:51	1.00	0.806	1.00	50.00	50.00	0.455	0.455	1.00
	5:19	1.00	0.884	1.00	50.00	50.00	0.774	0.774	1.00
	5:24	1.00	0.896	1.00	50.00	50.00	0.218	0.218	1.00
	5:39	1.00	0.939	1.00	50.00	50.00	0.334	0.334	1.00
	5:48	1.00	0.965	1.00	50.00	50.00	0.517	0.517	1.00
	5:52	1.00	0.974	1.00	50.00	50.00	0.314	0.314	1.00
	6:10	1.00	1.024	1.00	50.00	50.00	0.279	0.279	1.00
	5:57	1.00	0.989	1.00	50.00	50.00	0.334	0.334	1.00
	6:04	1.00	1.007	1.00	50.00	50.00	1.038	1.038	1.00
	6:16	1.00	1.043	1.00	50.00	50.00	0.454	0.454	1.00
	6:22	1.00	1.057	1.00	50.00	50.00	0.170	0.170	1.00
	7:20	1.00	1.220	1.00	50.00	50.00	0.353	0.353	1.00
	7:22	1.00	1.226	1.00	50.00	50.00	0.827	0.827	1.00
	7:42	1.00	0.824	1.00	50.00	50.00	0.376	0.376	1.00
	8:00	1.00	0.856	1.00	50.00	50.00	0.405	0.405	1.00
	8:03	1.00	0.862	1.00	50.00	50.00	0.429	0.429	1.00
	8:17	1.00	0.887	1.00	50.00	50.00	1.208	1.208	1.00
	8:37	1.00	0.921	1.00	50.00	50.00	0.510	0.510	1.00
	9:06	1.00	0.974	1.00	50.00	50.00	1.392	1.392	1.00
	9:03	1.00	0.969	1.00	50.00	50.00	1.896	1.896	1.00
	9:09	1.00	0.980	1.00	50.00	50.00	0.341	0.341	1.00

uantitation Report File: ST16980827C

ata: ST16980827C.TI
8/27/98 10:51:00
ample: SSTD050 50UG/ML CALI IV 070698F
onds.: INST. ID: F16
ormula: 1UL INJ. Instrument: F16 Weight: 0.000
Submitted by: QES Analyst: DAT Acct. No.: FIN

AMOUNT=AREA * REF AMNT/(REF AREA * RESP FACT)
Resp. fac. from Library Entry

No	Name			
51	C545 3-NITROANILINE	138	S3# 75	99-09-2
52	C550 ACENAPHTHENE	153	S3# 80CC	83-32-9
53	C555 2,4-DINITROPHENOL	184	S3# 85SP	51-28-5
54	C565 DIBENZOFURAN	168	S3# 90	132-64-9
55	C560 4-NITROPHENOL	109	S3# 95SP	100-02-7
56	C570 2,4-DINITROTOLUENE	165	S3#105	121-14-2
57	C580 DIETHYLPHTHALATE	149	S3#130	84-66-2
58	C590 FLUORENE	166	S3#135	86-73-7
59	C585 4-CHLOROPHENYL-PHENYLE	204	S3#140	7005-72-3
60	C595 4-NITROANALINE	138	S3#150	100-01-6
61	C610 4,6-DINITRO-2-METHYLPH	198	S4# 10	534-52-1
62	C615 N-NITROSODIPHENYLAMINE	169	S4# 15CC	87-30-6
63	C620 AZOBENZENE	77	S4# 20	103-33-3
64	C625 4-BROMOPHENYL-PHENYLET	248	S4# 30	101-55-3
65	C630 HEXACHLOROBENZENE	284	S4# 40	118-74-1
66	C635 PENTACHLOROPHENOL	266	S4# 50	87-86-5
67	C640 PHENANTHRENE	178	S4# 65	85-01-8
68	C645 ANTHRACENE	178	S4# 70	120-12-7
69	C647 CARBAZOLE	167	S4# 80	86-74-8
70	C650 DI-N-BUTYLPHTHALATE	149	S4# 85	84-74-2
71	C655 FLUORANTHENE	202	S4#110CC	206-44-0
72	C710 BENZIDINE	184	S5# 10	92-81-5
73	C715 PYRENE	202	S5# 15	129-00-0
74	C720 BUTYLBENZYLPHTHALATE	149	S5# 40	85-68-7
75	C730 BENZO(A)ANTHRACENE	228	S5# 50	56-55-3
76	C725 3,3'-DICHLOROBENZIDINE	252	S5# 55	91-94-1
77	C740 CHRYSENE	228	S5# 60	218-01-9
78	C745 BIS(2-ETHYLHEXYL)PHTHA	149	S5# 65	117-81-7
79	C760 DI-N-OCTYL PHTHALATE	149	S6# 10CC	117-84-0
80	C765 BENZO(B)FLUORANTHENE	252	S6# 15	205-99-2
81	C770 BENZO(K)FLUORANTHENE	252	S6# 25	207-08-9
82	C775 BENZO(A)PYRENE	252	S6# 35	50-32-8
83	C780 INDENO(1,2,3-CD)PYRENE	276	S6# 55	193-39-5
84	C785 DIBENZ(A,H)ANTHRACENE	278	S6# 60	53-70-3
85	C790 BENZO(G,H,I)PERYLENE	276	S6# 65	191-24-2

No	m/z	Scan	Time	Ref	RRT	Meth	Area(Hght)	Amount	%Tot
51	138	847	9:25	3	1.008	A BV	31064.	50.000 UG/ML	1.21
52	153	846	9:25	3	1.007	A BB	93562.	50.000 UG/ML	1.21
53	184	867	9:39	3	1.032	A BB	15019.	50.000 UG/ML	1.21
54	168	878	9:46	3	1.045	A BB	137484.	50.000 UG/ML	1.21
55	109	896	9:58	3	1.067	A BB	14092.	50.000 UG/ML	1.21
56	165	891	9:55	3	1.061	A BB	33286.	50.000 UG/ML	1.21
57	149	945	10:31	3	1.125	A BB	114985.	50.000 UG/ML	1.21
58	166	938	10:26	3	1.117	A BV	106082.	50.000 UG/ML	1.21

m/z	Scan	Time	Ref	RRT	Meth	Area(Hght)	Amount	%Tot
204	949	10:33	3	1.130	A BB	49994.	50.000 UG/ML	1.21
138	956	10:38	3	1.138	A BB	25302.	50.000 UG/ML	1.21
198	962	10:42	4	0.875	A BV	18974.	50.000 UG/ML	1.21
169	973	10:49	4	0.885	A BV	76610.	50.000 UG/ML	1.21
77	976	10:51	4	0.888	A BB	161611.	50.000 UG/ML	1.21
248	1032	11:29	4	0.939	A BB	30356.	50.000 UG/ML	1.21
284	1031	11:28	4	0.938	A BB	34726.	50.000 UG/ML	1.21
266	1074	11:57	4	0.977	A BB	21227.	50.000 UG/ML	1.21
178	1103	12:16	4	1.004	A BV	142301.	50.000 UG/ML	1.21
178	1112	12:22	4	1.012	A VB	139815.	50.000 UG/ML	1.21
167	1150	12:47	4	1.046	A BB	99303.	50.000 UG/ML	1.21
149	1239	13:47	4	1.127	A BB	181488.	50.000 UG/ML	1.21
202	1311	14:35	4	1.193	A BB	126092.	50.000 UG/ML	1.21
184	1352	15:02	5	0.863	A BB	13954.	50.000 UG/ML	1.21
202	1348	15:00	5	0.861	A BB	125982.	50.000 UG/ML	1.21
149	1500	16:41	5	0.958	A BB	67310.	50.000 UG/ML	1.21
228	1564	17:24	5	0.999	A BV	108560.	50.000 UG/ML	1.21
252	1575	17:31	5	1.006	A BV	40964.	50.000 UG/ML	1.21
228	1570	17:28	5	1.003	A VB	97736.	50.000 UG/ML	1.21
149	1616	17:58	5	1.032	A BB	95888.	50.000 UG/ML	1.21
149	1727	19:13	6	0.961	A BB	158236.	50.000 UG/ML	1.21
252	1742	19:23	6	0.969	A BV	115462.	50.000 UG/ML	1.21
252	1747	19:26	6	0.972	A VB	93397.	50.000 UG/ML	1.21
252	1789	19:54	6	0.996	A BV	96136.	50.000 UG/ML	1.21
276	1944	21:37	6	1.082	A BV	104637.	50.000 UG/ML	1.21
278	1951	21:42	6	1.086	A BB	102669.	50.000 UG/ML	1.21
276	1976	21:59	6	1.100	A BV	108148.	50.000 UG/ML	1.21

	Ret(L)	Ratio	RRT(L)	Ratio	Amnt	Amnt(L)	R.Fac	R.Fac(L)	Ratio
	9:26	1.00	1.010	1.00	50.00	50.00	0.392	0.392	1.00
	9:25	1.00	1.007	1.00	50.00	50.00	1.182	1.182	1.00
	9:39	1.00	1.032	1.00	50.00	50.00	0.190	0.190	1.00
	9:46	1.00	1.045	1.00	50.00	50.00	1.736	1.736	1.00
	9:59	1.00	1.068	1.00	50.00	50.00	0.178	0.178	1.00
	9:55	1.00	1.061	1.00	50.00	50.00	0.420	0.420	1.00
	10:31	1.00	1.126	1.00	50.00	50.00	1.452	1.452	1.00
	10:26	1.00	1.117	1.00	50.00	50.00	1.340	1.340	1.00
	10:33	1.00	1.130	1.00	50.00	50.00	0.631	0.631	1.00
	10:39	1.00	1.139	1.00	50.00	50.00	0.320	0.320	1.00
1	10:42	1.00	0.875	1.00	50.00	50.00	0.139	0.139	1.00
2	10:50	1.00	0.886	1.00	50.00	50.00	0.562	0.562	1.00
3	10:51	1.00	0.888	1.00	50.00	50.00	1.186	1.186	1.00
4	11:29	1.00	0.940	1.00	50.00	50.00	0.223	0.223	1.00
5	11:29	1.00	0.939	1.00	50.00	50.00	0.255	0.255	1.00
6	11:57	1.00	0.977	1.00	50.00	50.00	0.156	0.156	1.00
7	12:17	1.00	1.005	1.00	50.00	50.00	1.044	1.044	1.00
8	12:22	1.00	1.012	1.00	50.00	50.00	1.026	1.026	1.00
9	12:47	1.00	1.046	1.00	50.00	50.00	0.729	0.729	1.00
0	13:47	1.00	1.127	1.00	50.00	50.00	1.332	1.332	1.00
1	14:36	1.00	1.194	1.00	50.00	50.00	0.925	0.925	1.00
2	15:03	1.00	0.864	1.00	50.00	50.00	0.143	0.143	1.00
3	15:00	1.00	0.861	1.00	50.00	50.00	1.295	1.295	1.00
4	16:41	1.00	0.958	1.00	50.00	50.00	0.692	0.692	1.00
5	17:24	1.00	0.999	1.00	50.00	50.00	1.116	1.116	1.00
6	17:31	1.00	1.006	1.00	50.00	50.00	0.421	0.421	1.00
7	17:28	1.00	1.003	1.00	50.00	50.00	1.005	1.005	1.00

No	Ret(L)	Ratio	RRT(L)	Ratio	Amnt	Amnt(L)	R.Fac	R.Fac(L)	Ratio
78	17:58	1.00	1.032	1.00	50.00	50.00	0.986	0.986	1.00
79	19:13	1.00	0.961	1.00	50.00	50.00	1.985	1.985	1.00
80	19:23	1.00	0.969	1.00	50.00	50.00	1.448	1.448	1.00
81	19:26	1.00	0.972	1.00	50.00	50.00	1.171	1.171	1.00
82	19:54	1.00	0.996	1.00	50.00	50.00	1.206	1.206	1.00
83	21:38	1.00	1.082	1.00	50.00	50.00	1.312	1.312	1.00
84	21:43	1.00	1.086	1.00	50.00	50.00	1.288	1.288	1.00
85	21:59	1.00	1.100	1.00	50.00	50.00	1.356	1.356	1.00

MANUAL EDIT CODES
1. PEAK NOT FOUND
2. POOR CHROMATOGRAPH.
3. WRONG ISOMER
ALL MANUAL EDITS MUST BE
INITIALED, DATED, AND CODED

RIC+MASS CHROMATOGRAM DATA: ST16980827C #1 SCANS 510 TO 575
08/27/98 10:51:00 CALI: ST16980827C #3
SAMPLE: SSTD050 50UG/ML CALI IV 070698F
CONDS.: INST. ID: F16
RANGE: G 1,2158 LABEL: N 0, 2.0 QUAN: A 6, 2.0 J 0 BASE: U 20, 3

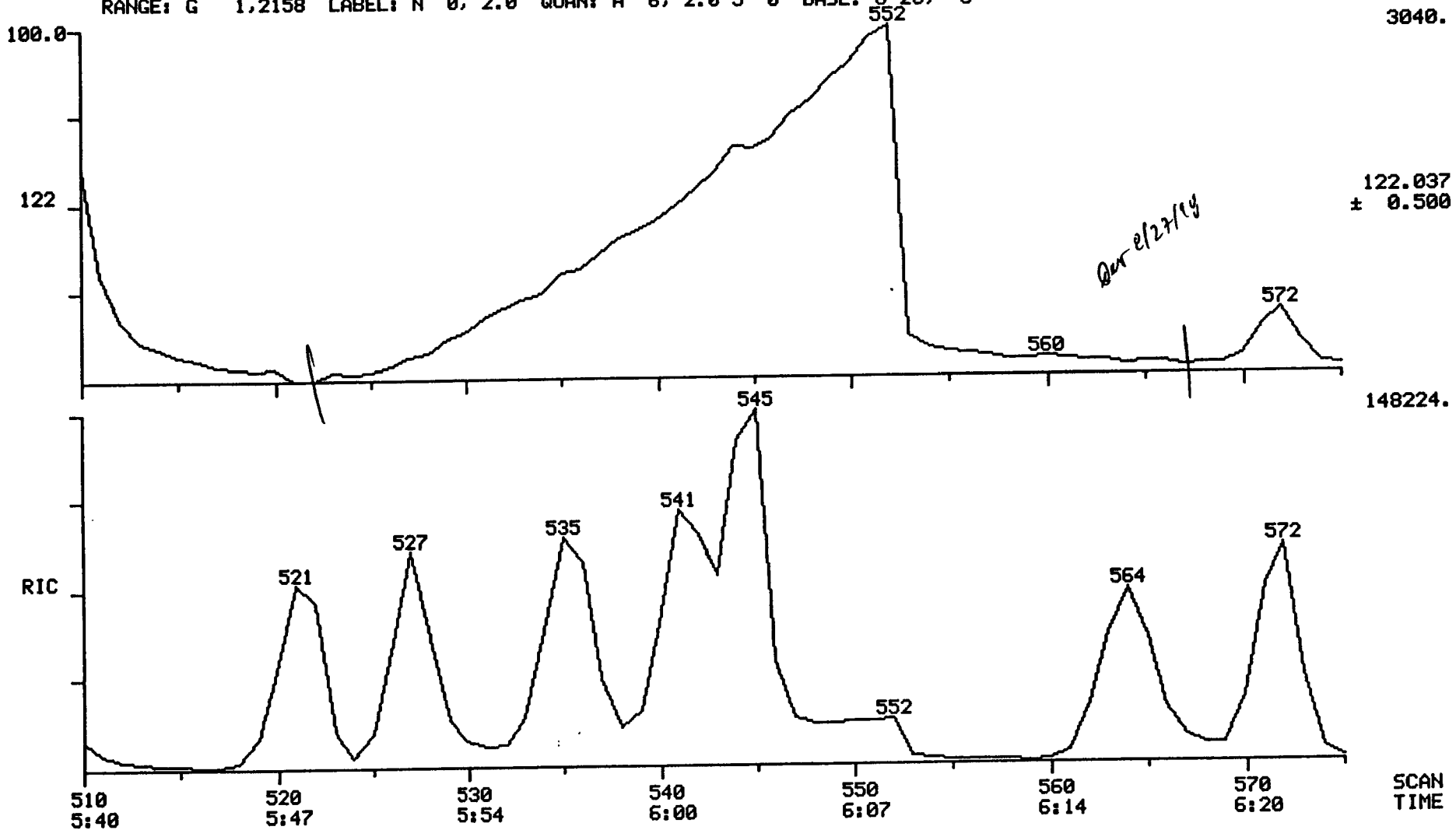

1493

MASS CHROMATOGRAMS DATA: ST16980827C #1 SCANS 650 TO 689
08/27/98 10:51:00 CALI: ST16980827C #3
SAMPLE: SSTD050 50UG/ML CALI IV 070698F
CONDS.: INST. ID: F16
RANGE: G 1,2158 LABEL: N 2, 2.0 QUAN: A 6, 2.0 J 0 BASE: U 20, 3

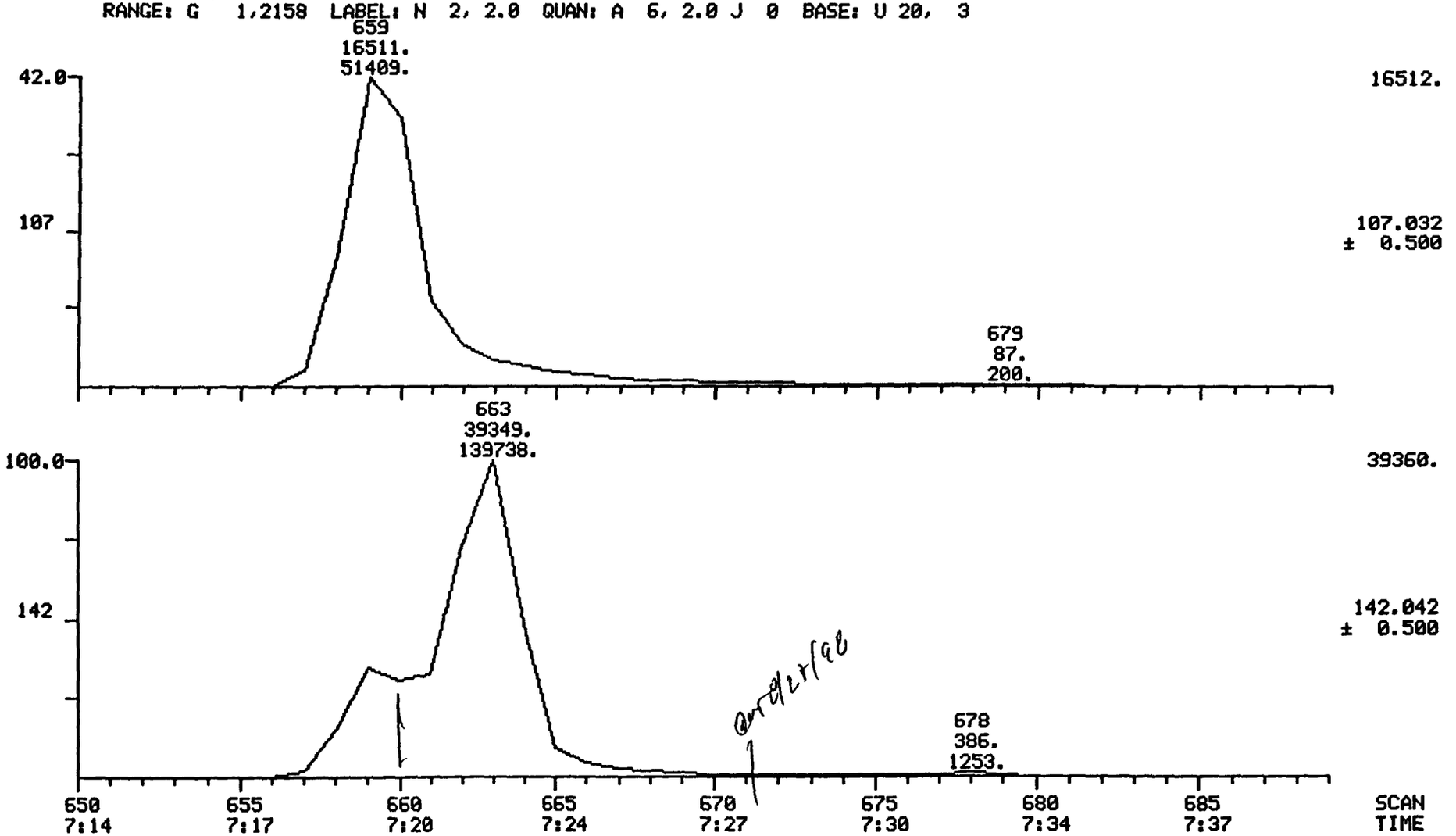

DATA FROM FILE: ST16980827 SCANS 230 TO 1200 ACQUIRED: 08/27/98 9:22:00
CALI: ST16980827 #3
SAMPLE: SSTD080 80UG/ML CALI III 082198A
CONDS.: INST. ID: F16



1500

DATA FROM FILE: ST16980827 SCANS 1200 TO 2158 ACQUIRED: 08/27/98 9:22:00
CALI: ST16980827 #3
SAMPLE: SSTD080 80UG/ML CALI III 082198A
CONDS.: INST. ID: F16

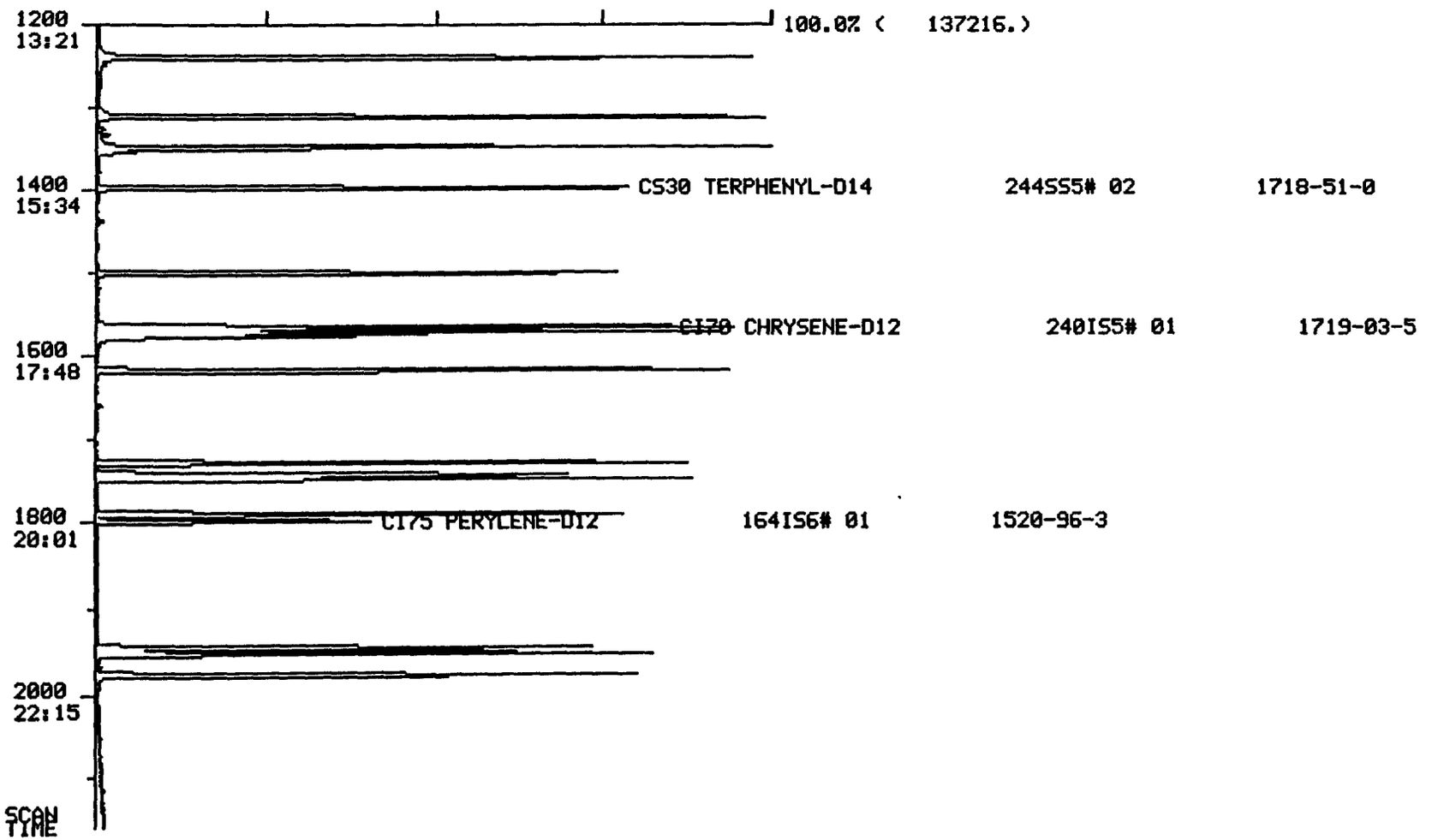

ntitation Report File: ST16980827

a: ST16980827.TI
27/98 9:22:00
ple: SSTD080 80UG/ML CALI III 082198A
ds.: INST. ID: F16
mula: 1UL INJ. Instrument: F16 Weight: 0.000
mitted by: QES Analyst: DAT Acct. No.: FIN

UNT=AREA * REF AMNT/(REF AREA * RESP FACT)
p. fac. from Library Entry

)	Name			
1	CI30 1,4-DICHLOROBENZENE-D4	152IS1# 01		3855-82-1
2	CI40 NAPHTHALENE-D8	136IS2# 01		1146-65-2
3	CI50 ACENAPHTHENE-D10	164IS3# 01		15067-26-2
4	CI60 PHENANTHRENE-D10	188IS4# 01		1517-22-2
5	CI70 CHRYSENE-D12	240IS5# 01		1719-03-5
6	CI75 PERYLENE-D12	164IS6# 01		1520-96-3
7	CS20 NITROBENZENE-D5	82SS2# 02		4165-60-0
8	CS25 2-FLUOROBIPHENYL	172SS3# 03		321-60-8
9	CS30 TERPHENYL-D14	244SS5# 02		1718-51-0
0	CS45 PHENOL-D5	99SS1# 03		4165-62-2
1	CS50 2-FLUOROPHENOL	112SS1# 02		367-12-4
2	CS55 2,4,6-TRIBROMOPHENOL	330SS3# 02		118-79-6
3	CS70 2-CHLOROPHENOL-D4	132 S1# 05		
4	CS75 1,2-DICHLOROBNZN-D4	152 S1# 06		
5	HEXACHLOROBENZENE-C13			
6	C310 N-NITROSODIMETHYLAMINE	74 S1# 15		62-75-9
7	C320 ANILINE	93 S1#100		62-53-3
8	C315 PHENOL	94 S1#105CC		108-95-2
9	C325 BIS(2-CHLOROETHYL)ETHER	93 S1#110		111-44-4
0	C330 2-CHLOROPHENOL	128 S2#115		95-57-8
1	C335 1,3-DICHLOROBENZENE	146 S1#125		541-73-1
2	C340 1,4-DICHLOROBENZENE	146 S1#130CC		106-46-7
3	C345 BENZYL ALCOHOL	108 S1#145		100-51-6
4	C350 1,2-DICHLOROBENZENE	146 S1#150		95-50-1
5	C355 2-METHYLPHENOL	108 S1#160		95-48-7
6	C360 2,2'-OXYBIS(1-CLPROPAN)	45 S1#165		108-60-1
7	C365 4-METHYLPHENOL	108 S1#185		106-44-5
8	C370 N-NITROSO-DI-N-PROPYLAM	70 S1#190SP		621-64-7
9	C375 HEXACHLOROETHANE	117 S1#200		67-72-1
30	C410 NITROBENZENE	77 S2# 10		98-95-3
31	C415 ISOPHORONE	82 S2# 20		75-59-1
32	C420 2-NITROPHENOL	139 S2# 25CC		88-75-5
33	C425 2,4-DIMETHYLPHENOL	107 S2# 30		105-67-9
34	C435 BIS(2-CHLOROETHOXY)METH	93 S2# 35		111-91-1
35	C440 2,4-DICHLOROPHENOL	162 S2# 40		120-83-2
36	C430 BENZOIC ACID	122 S2# 45		65-85-0
37	C445 1,2,4-TRICHLOROBENZENE	180 S2# 55		120-82-1
38	C450 NAPHTHALENE	128 S2# 60		91-20-3
39	C455 4-CHLOROANALINE	127 S2# 80		106-47-8
40	C460 HEXACHLOROBUTADIENE	225 S2# 95CC		87-68-3
41	C465 4-CHLORO-3-METHYLPHENO	107 S2#130CC		59-50-7
42	C470 2-METHYLNAPHTHALENE	142 S2#145		91-57-6
43	C510 HEXACHLOROCYCLOPENTADI	237 S3# 20		77-47-4
44	C515 2,4,6-TRICHLOROPHENOL	196 S3# 25CC		88-06-2
45	C520 2,4,5-TRICHLOROPHENOL	196 S3# 30		95-95-4
46	C525 2-CHLORONAPHTHALENE	162 S3# 40		91-58-7
47	C530 2-NITROANALINE	65 S3# 45		88-74-4

No	Name			
48	C535 DIMETHYLPHTHALATE	163 S3# 55	131-11-3
49	C540 ACENAPHTHYLENE	152 S3# 65	208-96-8
50	C543 2,6-DINITROTOLUENE	165 S3# 70	606-20-2

No	m/z	Scan	Time	Ref	RRT	Meth	Area(Hght)	Amount	%Tot
1	152	350	3:54	1	1.000	A BB	25488.	40.000 UG/ML	0.62
2	136	541	6:01	2	1.000	A BB	88640.	40.000 UG/ML	0.62
3	164	840	9:21	3	1.000	A BB	47354.	40.000 UG/ML	0.62
4	188	1099	12:13	4	1.000	A BB	80196.	40.000 UG/ML	0.62
5	240	1566	17:25	5	1.000	A BB	51312.	40.000 UG/ML	0.62
6	264	1797	19:59	6	1.000	A BB	44290.	40.000 UG/ML	0.62
7	82	433	4:49	2	0.800	A VB	89306.	80.000 UG/ML	1.23
8	172	735	8:11	3	0.875	A BV	123006.	80.000 UG/ML	1.23
9	244	1396	15:32	5	0.891	A BB	111089.	80.000 UG/ML	1.23
10	99	317	3:32	1	0.906	A BB	104277.	80.000 UG/ML	1.23
11	112	203	2:15	1	0.580	A BB	73823.	80.000 UG/ML	1.23
12	330	981	10:55	3	1.168	A BB	22048.	80.000 UG/ML	1.23
13	132	321	3:34	1	0.917	A BV	76599.	80.000 UG/ML	1.23
14	152	370	4:07	1	1.057	A BB	48888.	80.000 UG/ML	1.23
15	NOT FOUND								
16	74	108	1:12	1	0.309	A BB	55404.	80.000 UG/ML	1.23
17	93	310	3:27	1	0.886	A BV	95626.	80.000 UG/ML	1.23
18	94	319	3:33	1	0.911	A VB	109518.	80.000 UG/ML	1.23
19	93	324	3:36	1	0.926	A VB	72104.	80.000 UG/ML	1.23
20	128	324	3:36	1	0.926	A BB	81692.	80.000 UG/ML	1.23
21	146	341	3:48	1	0.974	A BV	84592.	80.000 UG/ML	1.23
22	146	352	3:55	1	1.006	A VB	86508.	80.000 UG/ML	1.23
23	108	379	4:13	1	1.083	A BB	46538.	80.000 UG/ML	1.23
24	146	372	4:08	1	1.063	A BB	80185.	80.000 UG/ML	1.23
25	108	400	4:27	1	1.143	A BB	61644.	80.000 UG/ML	1.23
26	45	399	4:26	1	1.140	A BB	131645.	80.000 UG/ML	1.23
27	108	426	4:44	1	1.217	A BB	65587.	80.000 UG/ML	1.23
28	70	420	4:40	1	1.200	A BV	47937.	80.000 UG/ML	1.23
29	117	418	4:39	1	1.194	A BB	36710.	80.000 UG/ML	1.23
30	77	436	4:51	2	0.806	A VB	86151.	80.000 UG/ML	1.23
31	82	478	5:19	2	0.884	A BB	137948.	80.000 UG/ML	1.23
32	139	485	5:24	2	0.896	A VB	41152.	80.000 UG/ML	1.23
33	107	508	5:39	2	0.939	A BB	70834.	80.000 UG/ML	1.23
34	93	522	5:48	2	0.965	A BV	95388.	80.000 UG/ML	1.23
35	162	527	5:52	2	0.974	A BB	58887.	80.000 UG/ML	1.23
36	122	554	6:10	2	1.024	qedt (2)	47914.	80.000 UG/ML	1.23
37	180	535	5:57	2	0.989	A BB	62130.	80.000 UG/ML	1.23
38	128	545	6:04	2	1.007	A BB	195384.	80.000 UG/ML	1.23
39	127	564	6:16	2	1.043	A BB	85089.	80.000 UG/ML	1.23
40	225	572	6:22	2	1.057	A BB	31304.	80.000 UG/ML	1.23
41	107	660	7:20	2	1.220	A BB	64626.	80.000 UG/ML	1.23
42	142	663	7:22	2	1.226	qedt (2)	134249.	80.000 UG/ML	1.23
43	237	692	7:42	3	0.824	A BB	40564.	80.000 UG/ML	1.23
44	196	719	8:00	3	0.856	A BV	41178.	80.000 UG/ML	1.23
45	196	724	8:03	3	0.862	A VB	41938.	80.000 UG/ML	1.23
46	162	745	8:17	3	0.887	A BB	121530.	80.000 UG/ML	1.23
47	65	774	8:37	3	0.921	A BB	49570.	80.000 UG/ML	1.23
48	163	818	9:06	3	0.974	A BV	135082.	80.000 UG/ML	1.23
49	152	814	9:03	3	0.969	A BB	193878.	80.000 UG/ML	1.23
50	165	823	9:09	3	0.980	A BB	33232.	80.000 UG/ML	1.23

Kw 4/27/89

ɔ	Ret(L)	Ratio	RRT(L)	Ratio	Amnt	Amnt(L)	R.Fac	R.Fac(L)	Ratio
1	3:54	1.00	1.000	1.00	40.00	40.00	1.000	1.000	1.00
2	6:01	1.00	1.000	1.00	40.00	40.00	1.000	1.000	1.00
3	9:21	1.00	1.000	1.00	40.00	40.00	1.000	1.000	1.00
4	12:13	1.00	1.000	1.00	40.00	40.00	1.000	1.000	1.00
5	17:25	1.00	1.000	1.00	40.00	40.00	1.000	1.000	1.00
6	19:59	1.00	1.000	1.00	40.00	40.00	1.000	1.000	1.00
7	4:49	1.00	0.800	1.00	80.00	80.00	0.504	0.504	1.00
8	8:11	1.00	0.875	1.00	80.00	80.00	1.299	1.299	1.00
9	15:32	1.00	0.891	1.00	80.00	80.00	1.082	1.082	1.00
0	3:32	1.00	0.906	1.00	80.00	80.00	2.046	2.046	1.00
1	2:15	1.00	0.580	1.00	80.00	80.00	1.448	1.448	1.00
2	10:55	1.00	1.168	1.00	80.00	80.00	0.233	0.233	1.00
3	3:34	1.00	0.917	1.00	80.00	80.00	1.503	1.503	1.00
4	4:07	1.00	1.057	1.00	80.00	80.00	0.959	0.959	1.00
5	12:39		0.941						
6	1:12	1.00	0.309	1.00	80.00	80.00	1.087	1.087	1.00
7	3:27	1.00	0.886	1.00	80.00	80.00	1.876	1.876	1.00
8	3:33	1.00	0.911	1.00	80.00	80.00	2.148	2.148	1.00
9	3:36	1.00	0.926	1.00	80.00	80.00	1.414	1.414	1.00
0	3:36	1.00	0.926	1.00	80.00	80.00	1.603	1.603	1.00
1	3:48	1.00	0.974	1.00	80.00	80.00	1.659	1.659	1.00
2	3:55	1.00	1.006	1.00	80.00	80.00	1.697	1.697	1.00
3	4:13	1.00	1.083	1.00	80.00	80.00	0.913	0.913	1.00
4	4:08	1.00	1.063	1.00	80.00	80.00	1.573	1.573	1.00
5	4:27	1.00	1.143	1.00	80.00	80.00	1.209	1.209	1.00
6	4:26	1.00	1.140	1.00	80.00	80.00	2.582	2.582	1.00
7	4:44	1.00	1.217	1.00	80.00	80.00	1.287	1.287	1.00
8	4:40	1.00	1.200	1.00	80.00	80.00	0.940	0.940	1.00
9	4:39	1.00	1.194	1.00	80.00	80.00	0.720	0.720	1.00
0	4:51	1.00	0.806	1.00	80.00	80.00	0.486	0.486	1.00
1	5:19	1.00	0.884	1.00	80.00	80.00	0.778	0.778	1.00
2	5:24	1.00	0.896	1.00	80.00	80.00	0.232	0.232	1.00
3	5:39	1.00	0.939	1.00	80.00	80.00	0.400	0.400	1.00
4	5:48	1.00	0.965	1.00	80.00	80.00	0.538	0.538	1.00
5	5:52	1.00	0.974	1.00	80.00	80.00	0.332	0.332	1.00
6	6:10	1.00	1.024	1.00	80.00	80.00	0.270	0.270	1.00
7	5:57	1.00	0.989	1.00	80.00	80.00	0.350	0.350	1.00
8	6:04	1.00	1.007	1.00	80.00	80.00	1.102	1.102	1.00
9	6:16	1.00	1.043	1.00	80.00	80.00	0.480	0.480	1.00
0	6:22	1.00	1.057	1.00	80.00	80.00	0.177	0.177	1.00
1	7:20	1.00	1.220	1.00	80.00	80.00	0.365	0.365	1.00
2	7:22	1.00	1.226	1.00	80.00	80.00	0.757	0.757	1.00
3	7:42	1.00	0.824	1.00	80.00	80.00	0.428	0.428	1.00
4	8:00	1.00	0.856	1.00	80.00	80.00	0.435	0.435	1.00
5	8:03	1.00	0.862	1.00	80.00	80.00	0.443	0.443	1.00
6	8:17	1.00	0.887	1.00	80.00	80.00	1.283	1.283	1.00
7	8:37	1.00	0.921	1.00	80.00	80.00	0.523	0.523	1.00
8	9:06	1.00	0.974	1.00	80.00	80.00	1.426	1.426	1.00
9	9:03	1.00	0.969	1.00	80.00	80.00	2.047	2.047	1.00
50	9:09	1.00	0.980	1.00	80.00	80.00	0.351	0.351	1.00

Quantitation Report File: ST16980827

Data: ST16980827.TI
08/27/98 9:22:00
Sample: SSTD080 80UG/ML CALI III 082198A
Conds.: INST. ID: F16
Formula: 1UL INJ. Instrument: F16 Weight: 0.000
Submitted by: QES Analyst: DAT Acct. No.: FIN

AMOUNT=AREA * REF AMNT/(REF AREA * RESP FACT)
Resp. fac. from Library Entry

No	Name			
51	C545 3-NITROANILINE	138	S3# 75	99-09-2
52	C550 ACENAPHTHENE	153	S3# 80CC	83-32-9
53	C555 2,4-DINITROPHENOL	184	S3# 85SP	51-28-5
54	C565 DIBENZOFURAN	168	S3# 90	132-64-9
55	C560 4-NITROPHENOL	109	S3# 95SP	100-02-7
56	C570 2,4-DINITROTOLUENE	165	S3#105	121-14-2
57	C580 DIETHYLPHTHALATE	149	S3#130	84-66-2
58	C590 FLUORENE	166	S3#135	86-73-7
59	C585 4-CHLOROPHENYL-PHENYLE	204	S3#140	7005-72-3
60	C595 4-NITROANALINE	138	S3#150	100-01-6
61	C610 4,6-DINITRO-2-METHYLPH	198	S4# 10	534-52-1
62	C615 N-NITROSODIPHENYLAMINE	169	S4# 15CC	87-30-6
63	C620 AZOBENZENE	77	S4# 20	103-33-3
64	C625 4-BROMOPHENYL-PHENYLET	248	S4# 30	101-55-3
65	C630 HEXACHLOROBENZENE	284	S4# 40	118-74-1
66	C635 PENTACHLOROPHENOL	266	S4# 50	87-86-5
67	C640 PHENANTHRENE	178	S4# 65	85-01-8
68	C645 ANTHRACENE	178	S4# 70	120-12-7
69	C647 CARBAZOLE	167	S4# 80	86-74-8
70	C650 DI-N-BUTYLPHTHALATE	149	S4# 85	84-74-2
71	C655 FLUORANTHENE	202	S4#110CC	206-44-0
72	C710 BENZIDINE	184	S5# 10	92-81-5
73	C715 PYRENE	202	S5# 15	129-00-0
74	C720 BUTYLBENZYLPHTHALATE	149	S5# 40	85-68-7
75	C730 BENZO(A)ANTHRACENE	228	S5# 50	56-55-3
76	C725 3,3'-DICHLOROBENZIDINE	252	S5# 55	91-94-1
77	C740 CHRYSENE	228	S5# 60	218-01-9
78	C745 BIS(2-ETHYLHEXYL)PHTHA	149	S5# 65	117-81-7
79	C760 DI-N-OCTYL PHTHALATE	149	S6# 10CC	117-84-0
80	C765 BENZO(B)FLUORANTHENE	252	S6# 15	205-99-2
81	C770 BENZO(K)FLUORANTHENE	252	S6# 25	207-08-9
82	C775 BENZO(A)PYRENE	252	S6# 35	50-32-8
83	C780 INDENO(1,2,3-CD)PYRENE	276	S6# 55	193-39-5
84	C785 DIBENZ(A,H)ANTHRACENE	278	S6# 60	53-70-3
85	C790 BENZO(G,H,I)PERYLENE	276	S6# 65	191-24-2

No	m/z	Scan	Time	Ref	RRT	Meth	Area(Hght)	Amount	%Tot
51	138	848	9:26	3	1.010	A BB	36135.	80.000 UG/ML	1.23
52	153	846	9:25	3	1.007	A BB	119458.	80.000 UG/ML	1.23
53	184	867	9:39	3	1.032	A BB	19158.	80.000 UG/ML	1.23
54	168	878	9:46	3	1.045	A BB	166910.	80.000 UG/ML	1.23
55	109	897	9:59	3	1.068	A BB	17386.	80.000 UG/ML	1.23
56	165	891	9:55	3	1.061	A BB	41432.	80.000 UG/ML	1.23
57	149	946	10:31	3	1.126	A BB	138464.	80.000 UG/ML	1.23
58	166	938	10:26	3	1.117	A BV	131258.	80.000 UG/ML	1.23

lo	m/z	Scan	Time	Ref	RRT	Meth	Area(Hght)	Amount	%Tot
59	204	949	10:33	3	1.130	A BB	61220.	80.000 UG/ML	1.23
60	138	957	10:39	3	1.139	A BB	28966.	80.000 UG/ML	1.23
61	198	962	10:42	4	0.875	A BB	23256.	80.000 UG/ML	1.23
62	169	974	10:50	4	0.886	A BV	86506.	80.000 UG/ML	1.23
63	77	976	10:51	4	0.888	A BB	194334.	80.000 UG/ML	1.23
64	248	1033	11:29	4	0.940	A BB	37192.	80.000 UG/ML	1.23
65	284	1032	11:29	4	0.939	A BB	43018.	80.000 UG/ML	1.23
66	266	1074	11:57	4	0.977	A BB	27210.	80.000 UG/ML	1.23
67	178	1104	12:17	4	1.005	A BV	175815.	80.000 UG/ML	1.23
68	178	1112	12:22	4	1.012	A VB	169868.	80.000 UG/ML	1.23
69	167	1150	12:47	4	1.046	A BB	123401.	80.000 UG/ML	1.23
70	149	1239	13:47	4	1.127	A BB	213776.	80.000 UG/ML	1.23
71	202	1312	14:36	4	1.194	A BB	152339.	80.000 UG/ML	1.23
72	184	1353	15:03	5	0.864	A BB	7938.	80.000 UG/ML	1.23
73	202	1348	15:00	5	0.861	A BB	150637.	80.000 UG/ML	1.23
74	149	1500	16:41	5	0.958	A BB	74136.	80.000 UG/ML	1.23
75	228	1565	17:24	5	0.999	A BV	123435.	80.000 UG/ML	1.23
76	252	1575	17:31	5	1.006	A BB	39292.	80.000 UG/ML	1.23
77	228	1571	17:28	5	1.003	A VB	113108.	80.000 UG/ML	1.23
78	149	1616	17:58	5	1.032	A BB	105344.	80.000 UG/ML	1.23
79	149	1727	19:13	6	0.961	A BB	175103.	80.000 UG/ML	1.23
80	252	1742	19:23	6	0.969	A BV	128697.	80.000 UG/ML	1.23
81	252	1747	19:26	6	0.972	A VB	111928.	80.000 UG/ML	1.23
82	252	1789	19:54	6	0.996	A BV	108866.	80.000 UG/ML	1.23
83	276	1945	21:38	6	1.082	A BV	121168.	80.000 UG/ML	1.23
84	278	1952	21:43	6	1.086	A BV	120479.	80.000 UG/ML	1.23
85	276	1977	21:59	6	1.100	A BB	126303.	80.000 UG/ML	1.23

No	Ret(L)	Ratio	RRT(L)	Ratio	Amnt	Amnt(L)	R.Fac	R.Fac(L)	Ratio
51	9:26	1.00	1.010	1.00	80.00	80.00	0.382	0.382	1.00
52	9:25	1.00	1.007	1.00	80.00	80.00	1.261	1.261	1.00
53	9:39	1.00	1.032	1.00	80.00	80.00	0.202	0.202	1.00
54	9:46	1.00	1.045	1.00	80.00	80.00	1.762	1.762	1.00
55	9:59	1.00	1.068	1.00	80.00	80.00	0.184	0.184	1.00
56	9:55	1.00	1.061	1.00	80.00	80.00	0.437	0.437	1.00
57	10:31	1.00	1.126	1.00	80.00	80.00	1.462	1.462	1.00
58	10:26	1.00	1.117	1.00	80.00	80.00	1.386	1.386	1.00
59	10:33	1.00	1.130	1.00	80.00	80.00	0.646	0.646	1.00
60	10:39	1.00	1.139	1.00	80.00	80.00	0.306	0.306	1.00
61	10:42	1.00	0.875	1.00	80.00	80.00	0.145	0.145	1.00
62	10:50	1.00	0.886	1.00	80.00	80.00	0.539	0.539	1.00
63	10:51	1.00	0.888	1.00	80.00	80.00	1.212	1.212	1.00
64	11:29	1.00	0.940	1.00	80.00	80.00	0.232	0.232	1.00
65	11:29	1.00	0.939	1.00	80.00	80.00	0.268	0.268	1.00
66	11:57	1.00	0.977	1.00	80.00	80.00	0.170	0.170	1.00
67	12:17	1.00	1.005	1.00	80.00	80.00	1.096	1.096	1.00
68	12:22	1.00	1.012	1.00	80.00	80.00	1.059	1.059	1.00
69	12:47	1.00	1.046	1.00	80.00	80.00	0.769	0.769	1.00
70	13:47	1.00	1.127	1.00	80.00	80.00	1.333	1.333	1.00
71	14:36	1.00	1.194	1.00	80.00	80.00	0.950	0.950	1.00
72	15:03	1.00	0.864	1.00	80.00	80.00	0.077	0.077	1.00
73	15:00	1.00	0.861	1.00	80.00	80.00	1.468	1.468	1.00
74	16:41	1.00	0.958	1.00	80.00	80.00	0.722	0.722	1.00
75	17:24	1.00	0.999	1.00	80.00	80.00	1.203	1.203	1.00
76	17:31	1.00	1.006	1.00	80.00	80.00	0.383	0.383	1.00
77	17:28	1.00	1.003	1.00	80.00	80.00	1.102	1.102	1.00

No	Ret(L)	Ratio	RRT(L)	Ratio	Amnt	Amnt(L)	R.Fac	R.Fac(L)	Ratio
78	17:58	1.00	1.032	1.00	80.00	80.00	1.027	1.027	1.00
79	19:13	1.00	0.961	1.00	80.00	80.00	1.977	1.977	1.00
80	19:23	1.00	0.969	1.00	80.00	80.00	1.453	1.453	1.00
81	19:26	1.00	0.972	1.00	80.00	80.00	1.264	1.264	1.00
82	19:54	1.00	0.996	1.00	80.00	80.00	1.229	1.229	1.00
83	21:38	1.00	1.082	1.00	80.00	80.00	1.368	1.368	1.00
84	21:43	1.00	1.086	1.00	80.00	80.00	1.360	1.360	1.00
85	21:59	1.00	1.100	1.00	80.00	80.00	1.426	1.426	1.00

MANUAL EDIT CODES
1. PEAK NOT FOUND
2. POOR CHROMATOGRAPH
3. WRONG ISOMER
ALL MANUAL EDITS MUST BE
INITIALED, DATED, AND CODED

RIC+MASS CHROMATOGRAM DATA: ST16980827 #1 SCANS 510 TO 580
08/27/98 9:22:00 CALI: ST16980827 #3
SAMPLE: SSTD080 80UG/ML CALI III 082198A
CONDS.: INST. ID: F16
RANGE: G 1,2158 LABEL: N 0, 2.0 QUAN: A 6, 2.0 J 0 BASE: U 20, 3

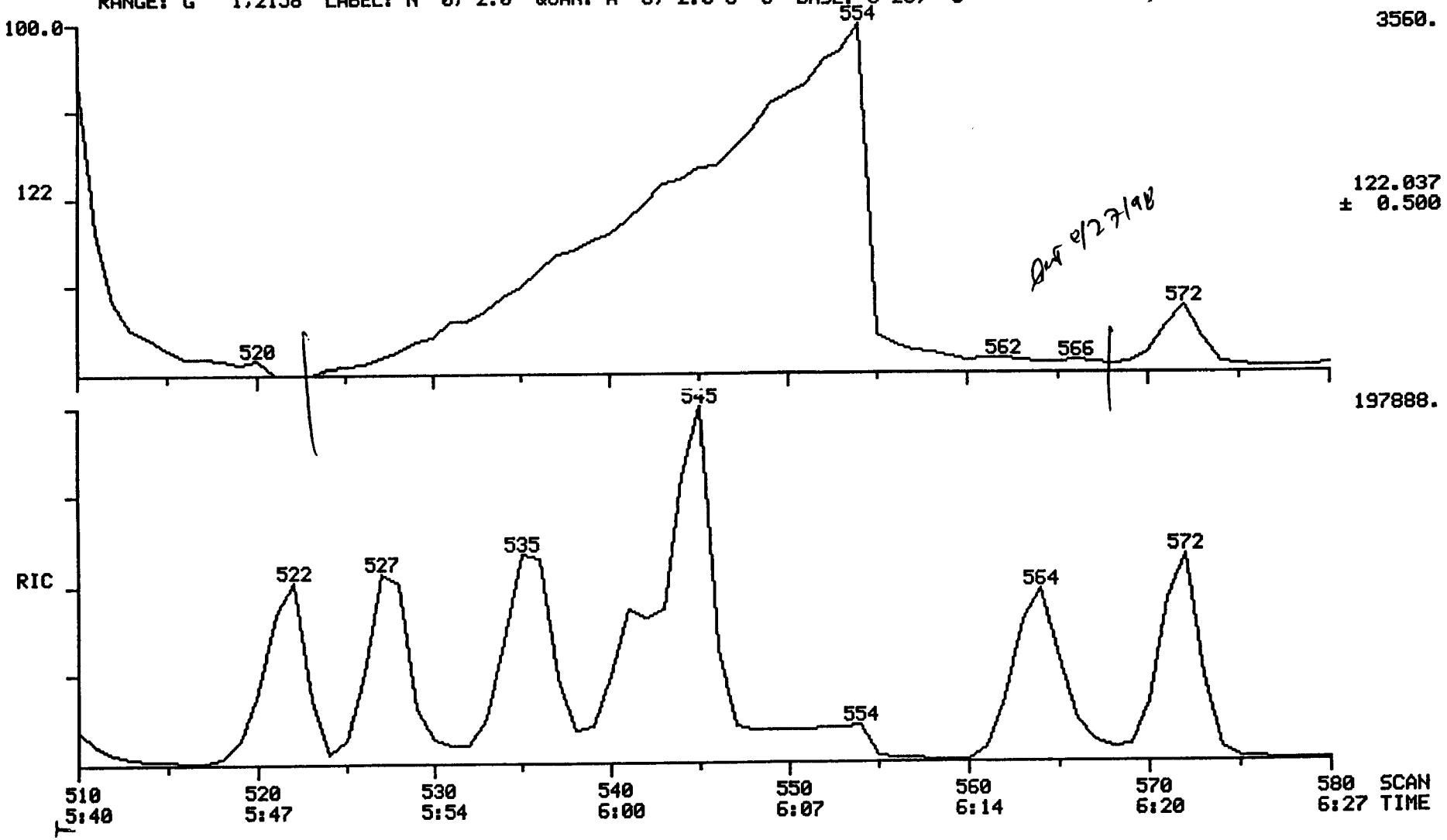

DJS 8/27/98

T5C3

MASS CHROMATOGRAMS DATA: ST16980827 #1 SCANS 650 TO 689
08/27/98 9:22:00 CALI: ST16980827 #3
SAMPLE: SSTD080 80UG/ML CALI III 082198A
CONDS.: INST. ID: F16
RANGE: G 1,2158 LABEL: N 2, 2.0 QUAN: A 6, 2.0 J 0 BASE: U 20, 3

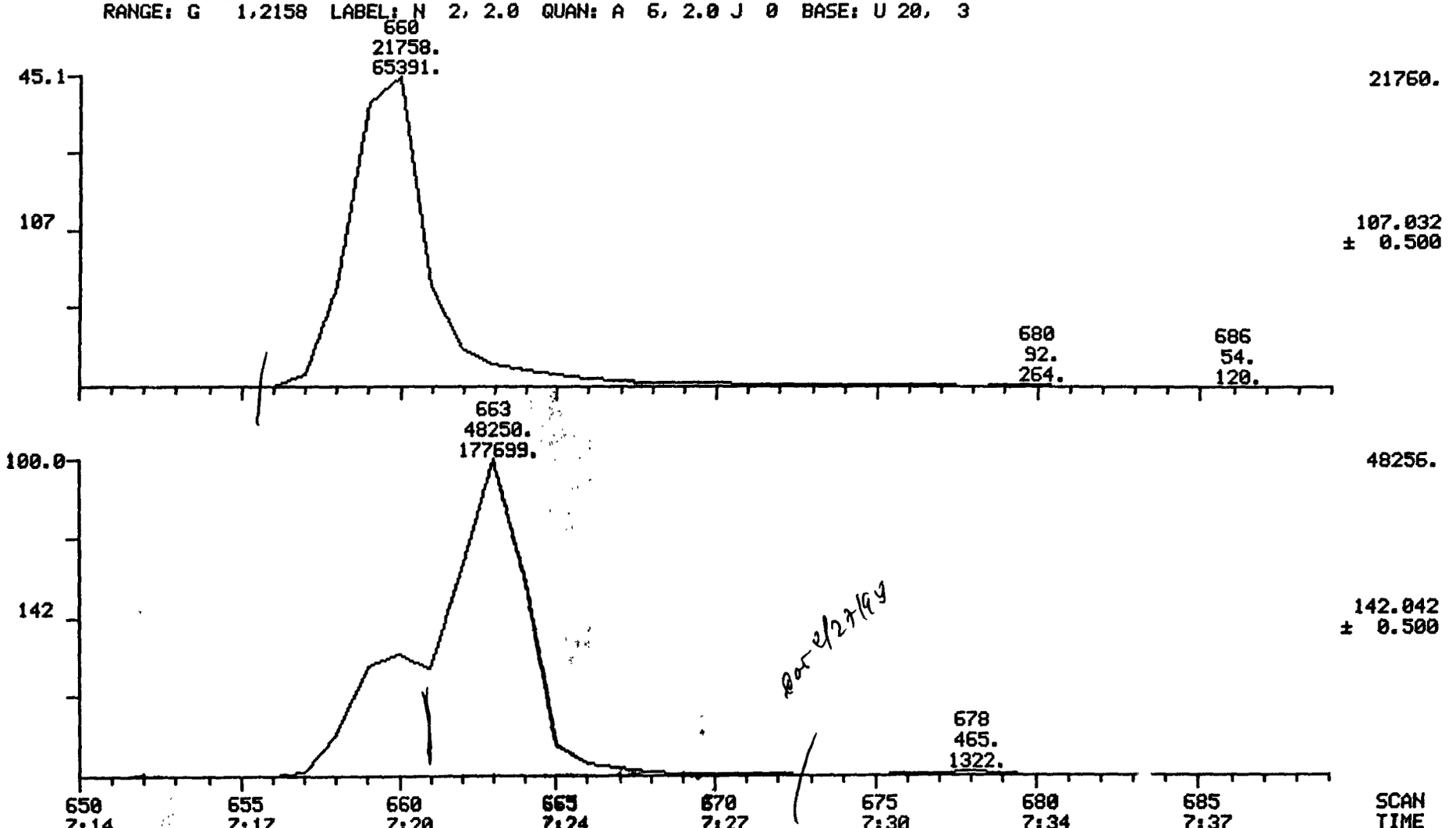

1503

DATA FROM FILE: ST16980827D SCANS 230 TO 1200 ACQUIRED: 08/27/98 11:20:00
CALI: ST16980827D #3
SAMPLE: SSTD120 120UG/ML CALI II 070698H
CONDS.: INST. ID: F16



1550

DATA FROM FILE: ST16980827D SCANS 1200 TO 2158 ACQUIRED: 08/27/98 11:20:00
CALI: ST16980827D #3
SAMPLE: SSTD120 120UG/ML CALI II 070698H
CONDS.: INST. ID: F16



151

uantitation Report File: ST16980827D

ata: ST16980827D.TI
3/27/98 11:20:00
ample: SSTD120 120UG/ML CALI II 070698H
onds.: INST. ID: F16
ormula: 1UL INJ. Instrument: F16 Weight: 0.000
ubmitted by: QES Analyst: DAT Acct. No.: FIN

MOUNT=AREA * REF AMNT/(REF AREA * RESP FACT)
esp. fac. from Library Entry

No	Name			
1	CI30 1,4-DICHLOROBENZENE-D4	152	IS1# 01	3855-82-1
2	CI40 NAPHTHALENE-D8	136	IS2# 01	1146-65-2
3	CI50 ACENAPHTHENE-D10	164	IS3# 01	15067-26-2
4	CI60 PHENANTHRENE-D10	188	IS4# 01	1517-22-2
5	CI70 CHRYSENE-D12	240	IS5# 01	1719-03-5
6	CI75 PERYLENE-D12	164	IS6# 01	1520-96-3
7	CS20 NITROBENZENE-D5	82	SS2# 02	4165-60-0
8	CS25 2-FLUOROBIPHENYL	172	SS3# 03	321-60-8
9	CS30 TERPHENYL-D14	244	SS5# 02	1718-51-0
10	CS45 PHENOL-D5	99	SS1# 03	4165-62-2
11	CS50 2-FLUOROPHENOL	112	SS1# 02	367-12-4
12	CS55 2,4,6-TRIBROMOPHENOL	330	SS3# 02	118-79-6
13	CS70 2-CHLOROPHENOL-D4	132	S1# 05	
14	CS75 1,2-DICHLOROBNZN-D4	152	S1# 06	
15	HEXACHLOROBENZENE-C13			
16	C310 N-NITROSODIMETHYLAMINE	74	S1# 15	62-75-9
17	C320 ANILINE	93	S1#100	62-53-3
18	C315 PHENOL	94	S1#105CC	108-95-2
19	C325 BIS(2-CHLOROETHYL)ETHER	93	S1#110	111-44-4
20	C330 2-CHLOROPHENOL	128	S2#115	95-57-8
21	C335 1,3-DICHLOROBENZENE	146	S1#125	541-73-1
22	C340 1,4-DICHLOROBENZENE	146	S1#130CC	106-46-7
23	C345 BENZYL ALCOHOL	108	S1#145	100-51-6
24	C350 1,2-DICHLOROBENZENE	146	S1#150	95-50-1
25	C355 2-METHYLPHENOL	108	S1#160	95-48-7
26	C360 2,2'-OXYBIS(1-CLPROPAN)	45	S1#165	108-60-1
27	C365 4-METHYLPHENOL	108	S1#185	106-44-5
28	C370 N-NITROSO-DI-N-PROPYLAM	70	S1#190SP	621-64-7
29	C375 HEXACHLOROETHANE	117	S1#200	67-72-1
30	C410 NITROBENZENE	77	S2# 10	98-95-3
31	C415 ISOPHORONE	82	S2# 20	75-59-1
32	C420 2-NITROPHENOL	139	S2# 25CC	88-75-5
33	C425 2,4-DIMETHYLPHENOL	107	S2# 30	105-67-9
34	C435 BIS(2-CHLOROETHOXY)METH	93	S2# 35	111-91-1
35	C440 2,4-DICHLOROPHENOL	162	S2# 40	120-83-2
36	C430 BENZOIC ACID	122	S2# 45	65-85-0
37	C445 1,2,4-TRICHLOROBENZENE	180	S2# 55	120-82-1
38	C450 NAPHTHALENE	128	S2# 60	91-20-3
39	C455 4-CHLOROANALINE	127	S2# 80	106-47-8
40	C460 HEXACHLOROBUTADIENE	225	S2# 95CC	87-68-3
41	C465 4-CHLORO-3-METHYLPHENO	107	S2#130CC	59-50-7
42	C470 2-METHYLNAPHTHALENE	142	S2#145	91-57-6
43	C510 HEXACHLOROCYCLOPENTADI	237	S3# 20	77-47-4
44	C515 2,4,6-TRICHLOROPHENOL	196	S3# 25CC	88-06-2
45	C520 2,4,5-TRICHLOROPHENOL	196	S3# 30	95-95-4
46	C525 2-CHLORONAPHTHALENE	162	S3# 40	91-58-7
47	C530 2-NITROANALINE	65	S3# 45	88-74-4

No	Name			
48	C535 DIMETHYLPHTHALATE	163 S3# 55	131-11-3
49	C540 ACENAPHTHYLENE	152 S3# 65	208-96-8
50	C543 2,6-DINITROTOLUENE	165 S3# 70	606-20-2

No	m/z	Scan	Time	Ref	RRT	Meth	Area(Hght)	Amount	%Tot
1	152	351	3:54	1	1.000	A BB	28868.	40.000 UG/ML	0.42
2	136	542	6:02	2	1.000	A BB	109146.	40.000 UG/ML	0.42
3	164	841	9:21	3	1.000	A BB	62260.	40.000 UG/ML	0.42
4	188	1100	12:14	4	1.000	A BB	102618.	40.000 UG/ML	0.42
5	240	1567	17:26	5	1.000	A BB	60424.	40.000 UG/ML	0.42
6	264	1798	20:00	6	1.000	A BB	49906.	40.000 UG/ML	0.42
7	82	435	4:50	2	0.803	A BB	148159.	120.000 UG/ML	1.25
8	172	736	8:11	3	0.875	A BB	218708.	120.000 UG/ML	1.25
9	244	1397	15:32	5	0.892	A VB	173968.	120.000 UG/ML	1.25
10	99	319	3:33	1	0.909	A BB	172744.	120.000 UG/ML	1.25
11	112	204	2:16	1	0.581	A BB	119161.	120.000 UG/ML	1.25
12	330	983	10:56	3	1.169	A BB	42668.	120.000 UG/ML	1.25
13	132	323	3:36	1	0.920	A BB	124435.	120.000 UG/ML	1.25
14	152	371	4:08	1	1.057	A BB	78148.	120.000 UG/ML	1.25
15	NOT FOUND								
16	74	109	1:13	1	0.311	A VB	87333.	120.000 UG/ML	1.25
17	93	312	3:28	1	0.889	A BV	154018.	120.000 UG/ML	1.25
18	94	321	3:34	1	0.915	A VB	165127.	120.000 UG/ML	1.25
19	93	326	3:38	1	0.929	A VB	111846.	120.000 UG/ML	1.25
20	128	325	3:37	1	0.926	A BB	125615.	120.000 UG/ML	1.25
21	146	342	3:48	1	0.974	A BV	133856.	120.000 UG/ML	1.25
22	146	353	3:56	1	1.006	A VB	134148.	120.000 UG/ML	1.25
23	108	381	4:14	1	1.085	A BB	74988.	120.000 UG/ML	1.25
24	146	373	4:09	1	1.063	A BB	125957.	120.000 UG/ML	1.25
25	108	402	4:28	1	1.145	A BB	103881.	120.000 UG/ML	1.25
26	45	400	4:27	1	1.140	A BB	216653.	120.000 UG/ML	1.25
27	108	429	4:46	1	1.222	A BB	113933.	120.000 UG/ML	1.25
28	70	423	4:42	1	1.205	A BV	79097.	120.000 UG/ML	1.25
29	117	419	4:40	1	1.194	A BB	61106.	120.000 UG/ML	1.25
30	77	438	4:52	2	0.808	A VB	137055.	120.000 UG/ML	1.25
31	82	481	5:21	2	0.887	A BB	237871.	120.000 UG/ML	1.25
32	139	486	5:24	2	0.897	A BB	71784.	120.000 UG/ML	1.25
33	107	510	5:40	2	0.941	A BB	114342.	120.000 UG/ML	1.25
34	93	523	5:49	2	0.965	A BB	164456.	120.000 UG/ML	1.25
35	162	529	5:53	2	0.976	A BB	101851.	120.000 UG/ML	1.25
36	122	564	6:16	2	1.041	qedt (2)	91808.	120.000 UG/ML	1.25
37	180	537	5:58	2	0.991	A BB	105480.	120.000 UG/ML	1.25
38	128	546	6:04	2	1.007	A BB	314427.	120.000 UG/ML	1.25
39	127	567	6:18	2	1.046	A BB	146940.	120.000 UG/ML	1.25
40	225	572	6:22	2	1.055	A BB	54706.	120.000 UG/ML	1.25
41	107	661	7:21	2	1.220	A BB	113771.	120.000 UG/ML	1.25
42	142	664	7:23	2	1.225	qedt (2)	219628.	120.000 UG/ML	1.25
43	237	693	7:42	3	0.824	A BB	70772.	120.000 UG/ML	1.25
44	196	720	8:01	3	0.856	A BV	77913.	120.000 UG/ML	1.25
45	196	726	8:05	3	0.863	A VB	74944.	120.000 UG/ML	1.25
46	162	747	8:19	3	0.888	A BB	210616.	120.000 UG/ML	1.25
47	65	775	8:37	3	0.922	A BB	90989.	120.000 UG/ML	1.25
48	163	820	9:07	3	0.975	A BB	242196.	120.000 UG/ML	1.25
49	152	815	9:04	3	0.969	A BB	318836.	120.000 UG/ML	1.25
50	165	825	9:11	3	0.981	A BB	59941.	120.000 UG/ML	1.25

No	Ret(L)	Ratio	RRT(L)	Ratio	Amnt	Amnt(L)	R.Fac	R.Fac(L)	Ratio
1	3:54	1.00	1.000	1.00	40.00	40.00	1.000	1.000	1.00
2	6:01	1.00	1.000	1.00	40.00	40.00	1.000	1.000	1.00
3	9:21	1.00	1.000	1.00	40.00	40.00	1.000	1.000	1.00
4	12:13	1.00	1.000	1.00	40.00	40.00	1.000	1.000	1.00
5	17:25	1.00	1.000	1.00	40.00	40.00	1.000	1.000	1.00
6	19:59	1.00	1.000	1.00	40.00	40.00	1.000	1.000	1.00
7	4:49	1.00	0.800	1.00	120.00	120.00	0.452	0.452	1.00
8	8:11	1.00	0.875	1.00	120.00	120.00	1.171	1.171	1.00
9	15:32	1.00	0.891	1.00	120.00	120.00	0.960	0.960	1.00
10	3:32	1.01	0.906	1.00	120.00	120.00	1.995	1.995	1.00
11	2:15	1.00	0.580	1.00	120.00	120.00	1.376	1.376	1.00
12	10:55	1.00	1.168	1.00	120.00	120.00	0.228	0.228	1.00
13	3:34	1.01	0.917	1.00	120.00	120.00	1.437	1.437	1.00
14	4:07	1.00	1.057	1.00	120.00	120.00	0.902	0.902	1.00
15	12:39		0.941						
16	1:12	1.01	0.309	1.01	120.00	120.00	1.008	1.008	1.00
17	3:27	1.01	0.886	1.00	120.00	120.00	1.778	1.778	1.00
18	3:33	1.01	0.911	1.00	120.00	120.00	1.907	1.907	1.00
19	3:36	1.01	0.926	1.00	120.00	120.00	1.291	1.291	1.00
20	3:36	1.00	0.926	1.00	120.00	120.00	1.450	1.450	1.00
21	3:48	1.00	0.974	1.00	120.00	120.00	1.546	1.546	1.00
22	3:55	1.00	1.006	1.00	120.00	120.00	1.549	1.549	1.00
23	4:13	1.01	1.083	1.00	120.00	120.00	0.866	0.866	1.00
24	4:08	1.00	1.063	1.00	120.00	120.00	1.454	1.454	1.00
25	4:27	1.01	1.143	1.00	120.00	120.00	1.199	1.199	1.00
26	4:26	1.00	1.140	1.00	120.00	120.00	2.502	2.502	1.00
27	4:44	1.01	1.217	1.00	120.00	120.00	1.316	1.316	1.00
28	4:40	1.01	1.200	1.00	120.00	120.00	0.913	0.913	1.00
29	4:39	1.00	1.194	1.00	120.00	120.00	0.706	0.706	1.00
30	4:51	1.00	0.806	1.00	120.00	120.00	0.419	0.419	1.00
31	5:19	1.01	0.884	1.00	120.00	120.00	0.726	0.726	1.00
32	5:24	1.00	0.896	1.00	120.00	120.00	0.219	0.219	1.00
33	5:39	1.00	0.939	1.00	120.00	120.00	0.349	0.349	1.00
34	5:48	1.00	0.965	1.00	120.00	120.00	0.502	0.502	1.00
35	5:52	1.00	0.974	1.00	120.00	120.00	0.311	0.311	1.00
36	6:10	1.02	1.024	1.02	120.00	120.00	0.280	0.280	1.00
37	5:57	1.00	0.989	1.00	120.00	120.00	0.322	0.322	1.00
38	6:04	1.00	1.007	1.00	120.00	120.00	0.960	0.960	1.00
39	6:16	1.01	1.043	1.00	120.00	120.00	0.449	0.449	1.00
40	6:22	1.00	1.057	1.00	120.00	120.00	0.167	0.167	1.00
41	7:20	1.00	1.220	1.00	120.00	120.00	0.347	0.347	1.00
42	7:22	1.00	1.226	1.00	120.00	120.00	0.671	0.671	1.00
43	7:42	1.00	0.824	1.00	120.00	120.00	0.379	0.379	1.00
44	8:00	1.00	0.856	1.00	120.00	120.00	0.417	0.417	1.00
45	8:03	1.00	0.862	1.00	120.00	120.00	0.401	0.401	1.00
46	8:17	1.00	0.887	1.00	120.00	120.00	1.128	1.128	1.00
47	8:37	1.00	0.921	1.00	120.00	120.00	0.487	0.487	1.00
48	9:06	1.00	0.974	1.00	120.00	120.00	1.297	1.297	1.00
49	9:03	1.00	0.969	1.00	120.00	120.00	1.707	1.707	1.00
50	9:09	1.00	0.980	1.00	120.00	120.00	0.321	0.321	1.00

Quantitation Report File: ST16980827D

Data: ST16980827D.TI
08/27/98 11:20:00
Sample: SSTD120 120UG/ML CALI II 070698H
Conds.: INST. ID: F16
Formula: 1UL INJ. Instrument: F16 Weight: 0.000
Submitted by: QES Analyst: DAT Acct. No.: FIN

AMOUNT=AREA * REF AMNT/(REF AREA * RESP FACT)
Resp. fac. from Library Entry

No	Name			
51	C545 3-NITROANILINE	138	S3# 75	99-09-2
52	C550 ACENAPHTHENE	153	S3# 80CC	83-32-9
53	C555 2,4-DINITROPHENOL	184	S3# 85SP	51-28-5
54	C565 DIBENZOFURAN	168	S3# 90	132-64-9
55	C560 4-NITROPHENOL	109	S3# 95SP	100-02-7
56	C570 2,4-DINITROTOLUENE	165	S3#105	121-14-2
57	C580 DIETHYLPHTHALATE	149	S3#130	84-66-2
58	C590 FLUORENE	166	S3#135	86-73-7
59	C585 4-CHLOROPHENYL-PHENYLE	204	S3#140	7005-72-3
60	C595 4-NITROANALINE	138	S3#150	100-01-6
61	C610 4,6-DINITRO-2-METHYLPH	198	S4# 10	534-52-1
62	C615 N-NITROSODIPHENYLAMINE	169	S4# 15CC	87-30-6
63	C620 AZOBENZENE	77	S4# 20	103-33-3
64	C625 4-BROMOPHENYL-PHENYLET	248	S4# 30	101-55-3
65	C630 HEXACHLOROBENZENE	284	S4# 40	118-74-1
66	C635 PENTACHLOROPHENOL	266	S4# 50	87-86-5
67	C640 PHENANTHRENE	178	S4# 65	85-01-8
68	C645 ANTHRACENE	178	S4# 70	120-12-7
69	C647 CARBAZOLE	167	S4# 80	86-74-8
70	C650 DI-N-BUTYLPHTHALATE	149	S4# 85	84-74-2
71	C655 FLUORANTHENE	202	S4#110CC	206-44-
72	C710 BENZIDINE	184	S5# 10	92-81-5
73	C715 PYRENE	202	S5# 15	129-00-0
74	C720 BUTYLBENZYLPHTHALATE	149	S5# 40	85-68-7
75	C730 BENZO(A)ANTHRACENE	228	S5# 50	56-55-3
76	C725 3,3'-DICHLOROBENZIDINE	252	S5# 55	91-94-1
77	C740 CHRYSENE	228	S5# 60	218-01-9
78	C745 BIS(2-ETHYLHEXYL)PHTHA	149	S5# 65	117-81-7
79	C760 DI-N-OCTYL PHTHALATE	149	S6# 10CC	117-84-0
80	C765 BENZO(B)FLUORANTHENE	252	S6# 15	205-99-2
81	C770 BENZO(K)FLUORANTHENE	252	S6# 25	207-08-9
82	C775 BENZO(A)PYRENE	252	S6# 35	50-32-8
83	C780 INDENO(1,2,3-CD)PYRENE	276	S6# 55	193-39-5
84	C785 DIBENZ(A,H)ANTHRACENE	278	S6# 60	53-70-3
85	C790 BENZO(G,H,I)PERYLENE	276	S6# 65	191-24-2

No	m/z	Scan	Time	Ref	RRT	Meth	Area(Hght)	Amount	%Tot
51	138	850	9:27	3	1.011	A BB	70791.	120.000 UG/ML	1.25
52	153	848	9:26	3	1.008	A BB	200860.	120.000 UG/ML	1.25
53	184	870	9:41	3	1.034	A BB	37857.	120.000 UG/ML	1.25
54	168	880	9:47	3	1.046	A VB	290690.	120.000 UG/ML	1.25
55	109	899	10:00	3	1.069	A BB	31391.	120.000 UG/ML	1.25
56	165	893	9:56	3	1.062	A BB	74054.	120.000 UG/ML	1.25
57	149	948	10:33	3	1.127	A BB	247974.	120.000 UG/ML	1.25
58	166	939	10:27	3	1.117	A BV	228542.	120.000 UG/ML	1.25

No	m/z	Scan	Time	Ref	RRT	Meth	Area(Hght)	Amount		%Tot
59	204	950	10:34	3	1.130	A BB	108212.	120.000	UG/ML	1.25
60	138	961	10:41	3	1.143	A VB	49100.	120.000	UG/ML	1.25
61	198	965	10:44	4	0.877	A VB	38167.	120.000	UG/ML	1.25
62	169	976	10:51	4	0.887	A BV	163243.	120.000	UG/ML	1.25
63	77	978	10:53	4	0.889	A BB	338029.	120.000	UG/ML	1.25
64	248	1034	11:30	4	0.940	A BB	66106.	120.000	UG/ML	1.25
65	284	1033	11:29	4	0.939	A BB	73348.	120.000	UG/ML	1.25
66	266	1075	11:57	4	0.977	A BB	47725.	120.000	UG/ML	1.25
67	178	1105	12:17	4	1.005	A BV	291774.	120.000	UG/ML	1.25
68	178	1114	12:23	4	1.013	A VB	279557.	120.000	UG/ML	1.25
69	167	1151	12:48	4	1.046	A BB	217660.	120.000	UG/ML	1.25
70	149	1240	13:48	4	1.127	A BB	349945.	120.000	UG/ML	1.25
71	202	1313	14:36	4	1.194	A BB	242593.	120.000	UG/ML	1.25
72	184	1353	15:03	5	0.863	A BB	25549.	120.000	UG/ML	1.25
73	202	1349	15:00	5	0.861	A BB	234777.	120.000	UG/ML	1.25
74	149	1501	16:42	5	0.958	A BB	126873.	120.000	UG/ML	1.25
75	228	1565	17:24	5	0.999	A BV	196831.	120.000	UG/ML	1.25
76	252	1576	17:32	5	1.006	A BB	73334.	120.000	UG/ML	1.25
77	228	1572	17:29	5	1.003	A VB	173809.	120.000	UG/ML	1.25
78	149	1616	17:58	5	1.031	A BB	178906.	120.000	UG/ML	1.25
79	149	1728	19:13	6	0.961	A BB	294445.	120.000	UG/ML	1.25
80	252	1744	19:24	6	0.970	qedt	223052.	120.000	UG/ML	1.25
81	252	1748	19:27	6	0.972	qedt	175371.	120.000	UG/ML	1.25
82	252	1790	19:55	6	0.996	A BB	171744.	120.000	UG/ML	1.25
83	276	1946	21:39	6	1.082	A BV	185834.	120.000	UG/ML	1.25
84	278	1953	21:43	6	1.086	A BB	181428.	120.000	UG/ML	1.25
85	276	1978	22:00	6	1.100	A BB	192918.	120.000	UG/ML	1.25

No	Ret(L)	Ratio	RRT(L)	Ratio	Amnt	Amnt(L)	R.Fac	R.Fac(L)	Ratio
51	9:26	1.00	1.010	1.00	120.00	120.00	0.379	0.379	1.00
52	9:25	1.00	1.007	1.00	120.00	120.00	1.075	1.075	1.00
53	9:39	1.00	1.032	1.00	120.00	120.00	0.203	0.203	1.00
54	9:46	1.00	1.045	1.00	120.00	120.00	1.556	1.556	1.00
55	9:59	1.00	1.068	1.00	120.00	120.00	0.168	0.168	1.00
56	9:55	1.00	1.061	1.00	120.00	120.00	0.396	0.396	1.00
57	10:31	1.00	1.126	1.00	120.00	120.00	1.328	1.328	1.00
58	10:26	1.00	1.117	1.00	120.00	120.00	1.224	1.224	1.00
59	10:33	1.00	1.130	1.00	120.00	120.00	0.579	0.579	1.00
60	10:39	1.00	1.139	1.00	120.00	120.00	0.263	0.263	1.00
61	10:42	1.00	0.875	1.00	120.00	120.00	0.124	0.124	1.00
62	10:50	1.00	0.886	1.00	120.00	120.00	0.530	0.530	1.00
63	10:51	1.00	0.888	1.00	120.00	120.00	1.098	1.098	1.00
64	11:29	1.00	0.940	1.00	120.00	120.00	0.215	0.215	1.00
65	11:29	1.00	0.939	1.00	120.00	120.00	0.238	0.238	1.00
66	11:57	1.00	0.977	1.00	120.00	120.00	0.155	0.155	1.00
67	12:17	1.00	1.005	1.00	120.00	120.00	0.948	0.948	1.00
68	12:22	1.00	1.012	1.00	120.00	120.00	0.908	0.908	1.00
69	12:47	1.00	1.046	1.00	120.00	120.00	0.707	0.707	1.00
70	13:47	1.00	1.127	1.00	120.00	120.00	1.137	1.137	1.00
71	14:36	1.00	1.194	1.00	120.00	120.00	0.788	0.788	1.00
72	15:03	1.00	0.864	1.00	120.00	120.00	0.141	0.141	1.00
73	15:00	1.00	0.861	1.00	120.00	120.00	1.295	1.295	1.00
74	16:41	1.00	0.958	1.00	120.00	120.00	0.700	0.700	1.00
75	17:24	1.00	0.999	1.00	120.00	120.00	1.086	1.086	1.00
76	17:31	1.00	1.006	1.00	120.00	120.00	0.405	0.405	1.00
77	17:28	1.00	1.003	1.00	120.00	120.00	0.959	0.959	1.00

No	Ret(L)	Ratio	RRT(L)	Ratio	Amnt	Amnt(L)	R.Fac	R.Fac(L)	Ratio
78	17:58	1.00	1.032	1.00	120.00	120.00	0.987	0.987	1.00
79	19:13	1.00	0.961	1.00	120.00	120.00	1.967	1.967	1.00
80	19:23	1.00	0.969	1.00	120.00	120.00	1.490	1.490	1.00
81	19:26	1.00	0.972	1.00	120.00	120.00	1.171	1.171	1.00
82	19:54	1.00	0.996	1.00	120.00	120.00	1.147	1.147	1.00
83	21:38	1.00	1.082	1.00	120.00	120.00	1.241	1.241	1.00
84	21:43	1.00	1.086	1.00	120.00	120.00	1.212	1.212	1.00
85	21:59	1.00	1.100	1.00	120.00	120.00	1.289	1.289	1.00

ANUAL EDIT CODES
1. PEAK NOT FOUND
2. POOR CHROMATOGRAPH
3. WRONG ISOMER
LL MANUAL EDITS MUST BE
TIALED, DATED, AND CODED

RIC+MASS CHROMATOGRAM DATA: ST16980827D #1 SCANS 515 TO 590
08/27/98 11:20:00 CALI: ST16980827D #3
SAMPLE: SSTD120 120UG/ML CALI II 070698H
CONDS.: INST. ID: F16
RANGE: G 1,2158 LABEL: N 0, 2.0 QUAN: A 6, 2.0 J 0 BASE: U 20, 3

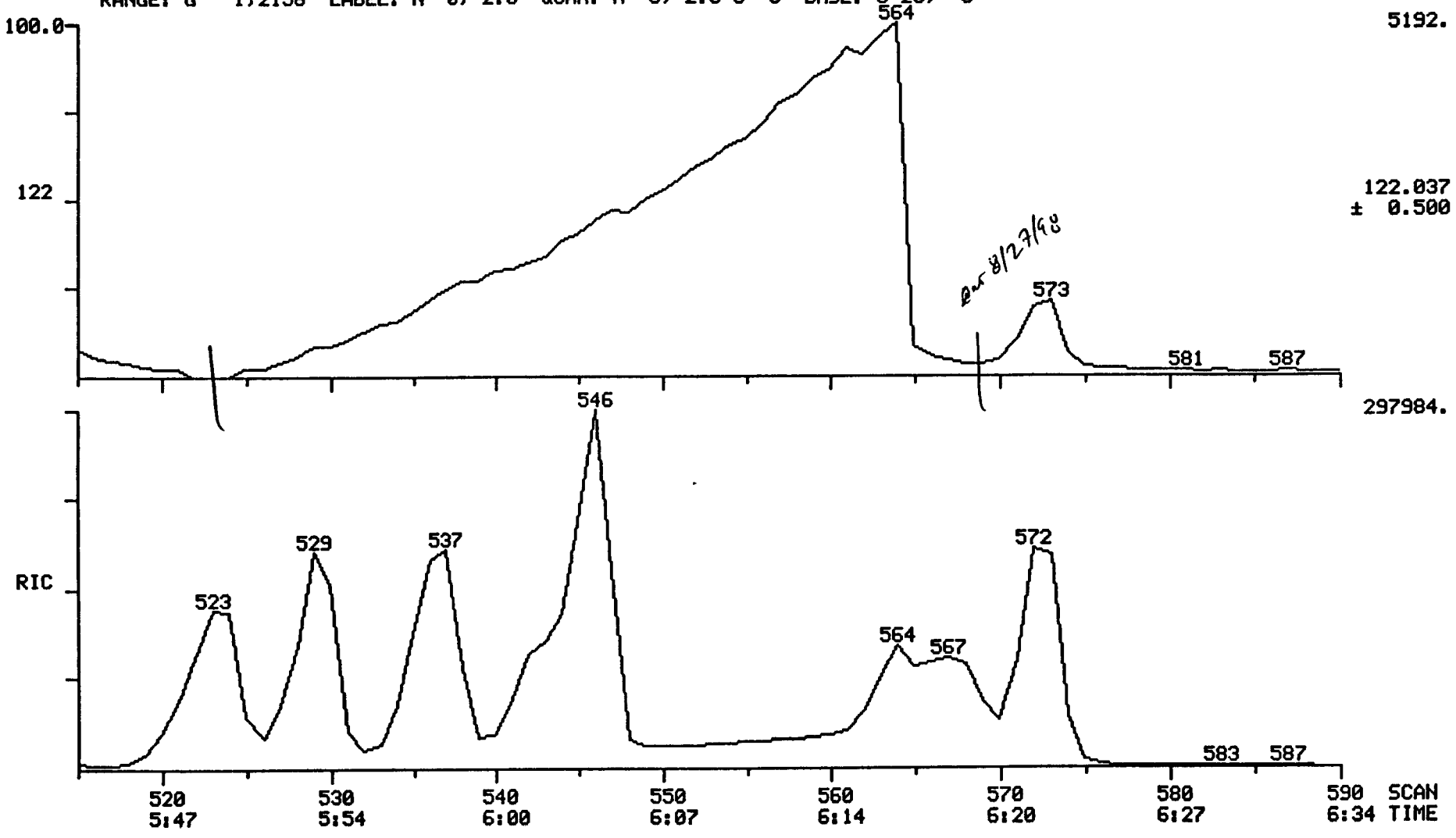

1512

MASS CHROMATOGRAMS DATA: ST16980827D #1 SCANS 650 TO 689
08/27/98 11:20:00 CALI: ST16980827D #3
SAMPLE: SSTD120 120UG/ML CALI II 070698H
CONDS.: INST. ID: F16
RANGE: G 1,2158 LABEL: N 2, 2.0 QUAN: A 6, 2.0 J 0 BASE: U 20, 3

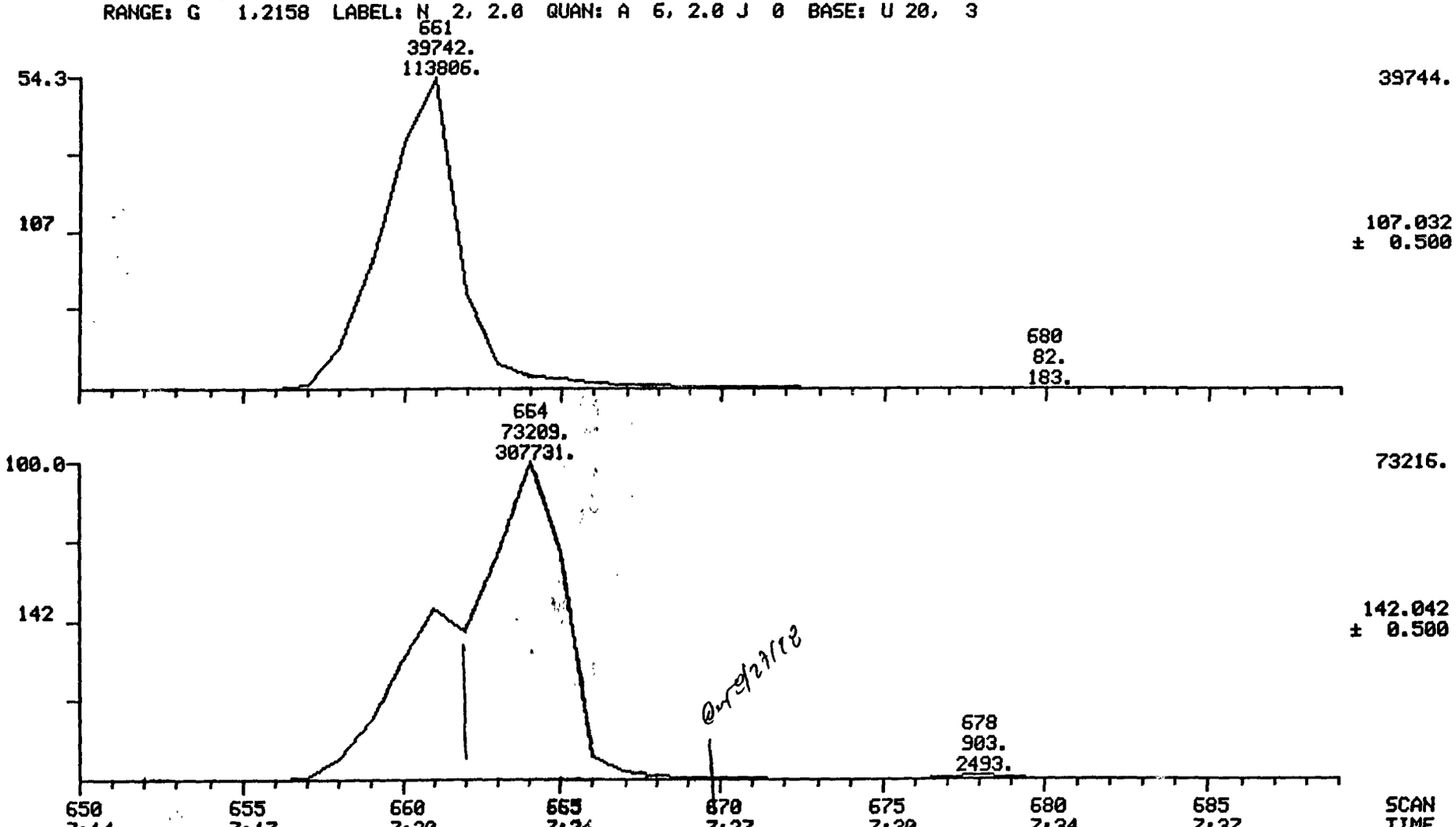

RIC+MASS CHROMATOGRAM DATA: ST16980827D #1 SCANS 1730 TO 1769
08/27/98 11:20:00 CALI: ST16980827D #3
SAMPLE: SSTD120 120UG/ML CALI II 070698H
CONDS.: INST. ID: F16
RANGE: G 1,2158 LABEL: N 2, 2.0 QUAN: A 6, 2.0 J 0 BASE: U 20, 3

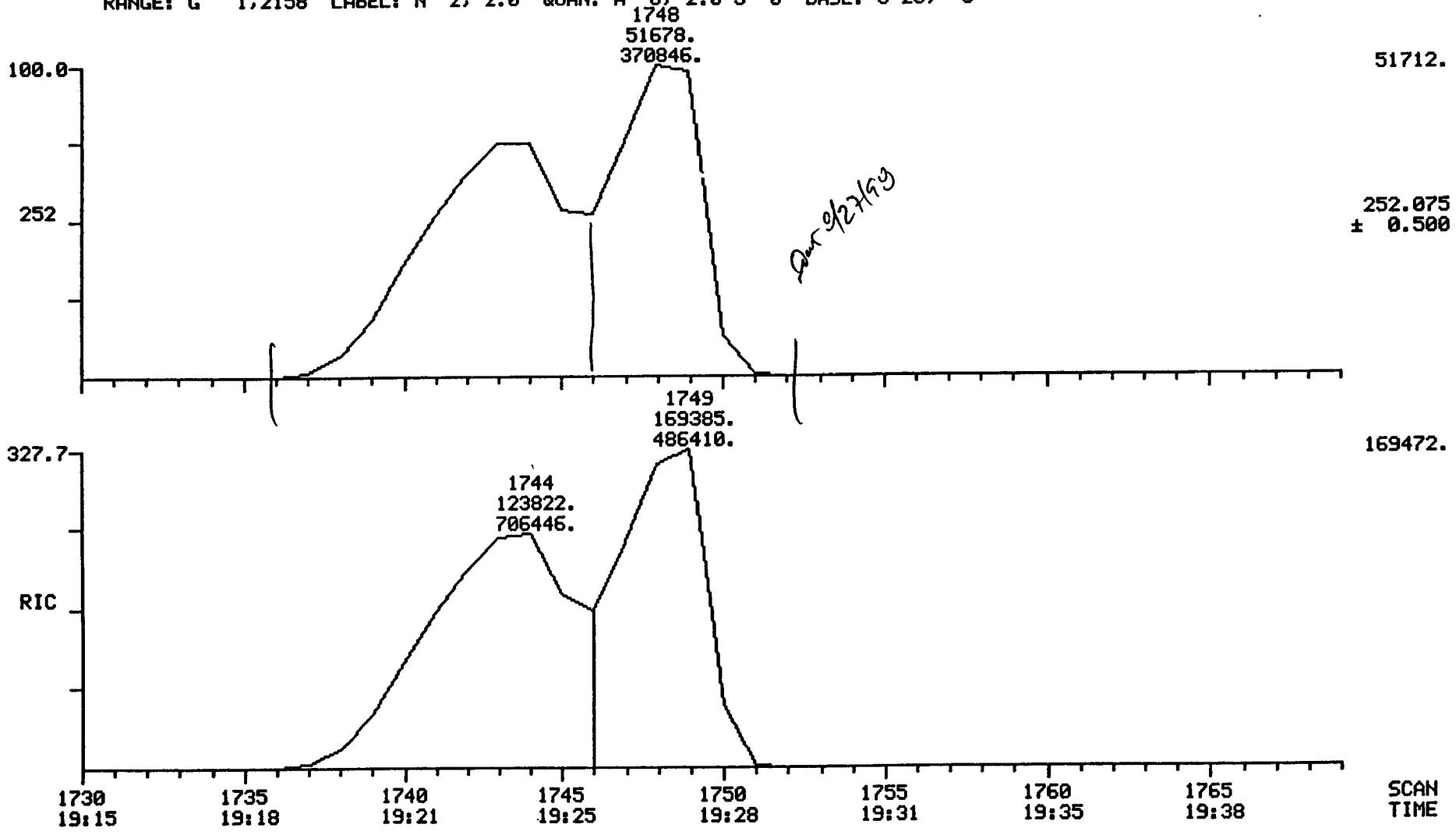

1520

DATA FROM FILE: ST16980827E SCANS 230 TO 1200 ACQUIRED: 08/27/98 11:50:00
CALI: ST16980827E #3
SAMPLE: SSTD160 160UG/ML CALI I 070698I
CONDS.: INST. ID: F16



DATA FROM FILE: ST16980827E SCANS 1200 TO 2158 ACQUIRED: 08/27/98 11:50:00
CALI: ST16980827E #3
SAMPLE: SSTD160 160UG/ML CALI I 070698I
CONDS.: INST. ID: F16

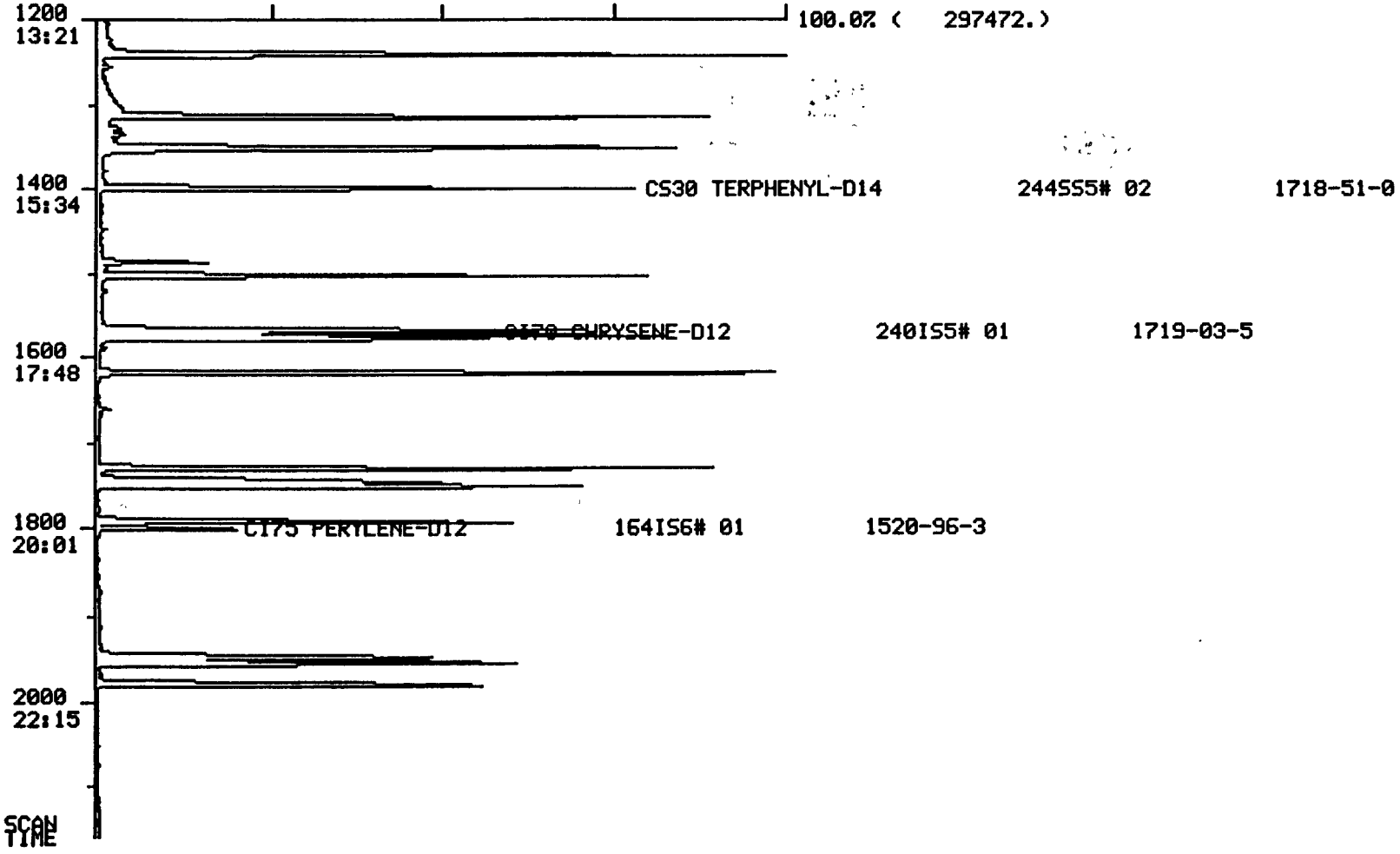

Quantitation Report File: ST16980827E

Data: ST16980827E.TI
08/27/98 11:50:00
Sample: SSTD160 160UG/ML CALI I 070698I
Conds.: INST. ID: F16
Formula: 1UL INJ. Instrument: F16 Weight: 0.000
Submitted by: QES Analyst: DAT Acct. No.: FIN

AMOUNT=AREA * REF AMNT/(REF AREA * RESP FACT)
Resp. fac. from Library Entry

No	Name			
1	CI30 1,4-DICHLOROBENZENE-D4	152IS1# 01		3855-82-1
2	CI40 NAPHTHALENE-D8	136IS2# 01		1146-65-2
3	CI50 ACENAPHTHENE-D10	164IS3# 01		15067-26-2
4	CI60 PHENANTHRENE-D10	188IS4# 01		1517-22-2
5	CI70 CHRYSENE-D12	240IS5# 01		1719-03-5
6	CI75 PERYLENE-D12	164IS6# 01		1520-96-3
7	CS20 NITROBENZENE-D5	82SS2# 02		4165-60-0
8	CS25 2-FLUOROBIPHENYL	172SS3# 03		321-60-8
9	CS30 TERPHENYL-D14	244SS5# 02		1718-51-0
10	CS45 PHENOL-D5	99SS1# 03		4165-62-2
11	CS50 2-FLUOROPHENOL	112SS1# 02		367-12-4
12	CS55 2,4,6-TRIBROMOPHENOL	330SS3# 02		118-79-6
13	CS70 2-CHLOROPHENOL-D4	132 S1# 05		
14	CS75 1,2-DICHLOROBNZN-D4	152 S1# 06		
15	HEXACHLOROBENZENE-C13			
16	C310 N-NITROSODIMETHYLAMINE	74 S1# 15		62-75-9
17	C320 ANILINE	93 S1#100		62-53-3
18	C315 PHENOL	94 S1#105CC		108-95-2
19	C325 BIS(2-CHLOROETHYL)ETHER	93 S1#110		111-44-4
20	C330 2-CHLOROPHENOL	128 S2#115		95-57-8
21	C335 1,3-DICHLOROBENZENE	146 S1#125		541-73-1
22	C340 1,4-DICHLOROBENZENE	146 S1#130CC		106-46-7
23	C345 BENZYL ALCOHOL	108 S1#145		100-51-6
24	C350 1,2-DICHLOROBENZENE	146 S1#150		95-50-1
25	C355 2-METHYLPHENOL	108 S1#160		95-48-7
26	C360 2,2'-OXYBIS(1-CLPROPAN)	45 S1#165		108-60-1
27	C365 4-METHYLPHENOL	108 S1#185		106-44-5
28	C370 N-NITROSO-DI-N-PROPYLAM	70 S1#190SP		621-64-7
29	C375 HEXACHLOROETHANE	117 S1#200		67-72-1
30	C410 NITROBENZENE	77 S2# 10		98-95-3
31	C415 ISOPHORONE	82 S2# 20		75-59-1
32	C420 2-NITROPHENOL	139 S2# 25CC		88-75-5
33	C425 2,4-DIMETHYLPHENOL	107 S2# 30		105-67-9
34	C435 BIS(2-CHLOROETHOXY)METH	93 S2# 35		111-91-1
35	C440 2,4-DICHLOROPHENOL	162 S2# 40		120-83-2
36	C430 BENZOIC ACID	122 S2# 45		65-85-0
37	C445 1,2,4-TRICHLOROBENZENE	180 S2# 55		120-82-1
38	C450 NAPHTHALENE	128 S2# 60		91-20-3
39	C455 4-CHLOROANALINE	127 S2# 80		106-47-8
40	C460 HEXACHLOROBUTADIENE	225 S2# 95CC		87-68-3
41	C465 4-CHLORO-3-METHYLPHENO	107 S2#130CC		59-50-7
42	C470 2-METHYLNAPHTHALENE	142 S2#145		91-57-6
43	C510 HEXACHLOROCYCLOPENTADI	237 S3# 20		77-47-4
44	C515 2,4,6-TRICHLOROPHENOL	196 S3# 25CC		88-06-2
45	C520 2,4,5-TRICHLOROPHENOL	196 S3# 30		95-95-4
46	C525 2-CHLORONAPHTHALENE	162 S3# 40		91-58-7
47	C530 2-NITROANALINE	65 S3# 45		88-74-4

lo	Name			
8	C535 DIMETHYLPHTHALATE	163 S3# 55	131-11-3
9	C540 ACENAPHTHYLENE	152 S3# 65	208-96-8
0	C543 2,6-DINITROTOLUENE	165 S3# 70	606-20-2

lo	m/z	Scan	Time	Ref	RRT	Meth	Area(Hght)	Amount	%Tot
1	152	352	3:55	1	1.000	A BB	32486.	40.000 UG/ML	0.31
2	136	544	6:03	2	1.000	A BB	124189.	40.000 UG/ML	0.31
3	164	842	9:22	3	1.000	A BB	71932.	40.000 UG/ML	0.31
4	188	1101	12:15	4	1.000	A BB	116804.	40.000 UG/ML	0.31
5	240	1568	17:26	5	1.000	A BB	60904.	40.000 UG/ML	0.31
6	264	1798	20:00	6	1.000	A BB	50722.	40.000 UG/ML	0.31
7	82	437	4:52	2	0.803	A BB	224354.	160.000 UG/ML	1.26
8	172	737	8:12	3	0.875	A BB	321084.	160.000 UG/ML	1.26
9	244	1398	15:33	5	0.892	A VB	248225.	160.000 UG/ML	1.26
10	99	322	3:35	1	0.915	A BB	256146.	160.000 UG/ML	1.26
11	112	205	2:17	1	0.582	A BB	181194.	160.000 UG/ML	1.26
12	330	985	10:57	3	1.170	A BB	62460.	160.000 UG/ML	1.26
13	132	325	3:37	1	0.923	A BB	182800.	160.000 UG/ML	1.26
14	152	372	4:08	1	1.057	A BB	114576.	160.000 UG/ML	1.26
15	NOT FOUND								
16	74	109	1:13	1	0.310	A BB	135427.	160.000 UG/ML	1.26
17	93	312	3:28	1	0.886	A BV	217517.	160.000 UG/ML	1.26
18	94	323	3:36	1	0.918	A BB	257557.	160.000 UG/ML	1.26
19	93	328	3:39	1	0.932	A BB	163916.	160.000 UG/ML	1.26
20	128	327	3:38	1	0.929	A BB	188486.	160.000 UG/ML	1.26
21	146	343	3:49	1	0.974	A BV	196267.	160.000 UG/ML	1.26
22	146	354	3:56	1	1.006	A VB	197247.	160.000 UG/ML	1.26
23	108	383	4:16	1	1.088	A BB	119784.	160.000 UG/ML	1.26
24	146	374	4:10	1	1.062	A BB	183117.	160.000 UG/ML	1.26
25	108	403	4:29	1	1.145	A BB	157686.	160.000 UG/ML	1.26
26	45	401	4:28	1	1.139	A BB	323096.	160.000 UG/ML	1.26
27	108	431	4:48	1	1.224	A BB	175498.	160.000 UG/ML	1.26
28	70	426	4:44	1	1.210	A BV	115670.	160.000 UG/ML	1.26
29	117	420	4:40	1	1.193	A BB	91776.	160.000 UG/ML	1.26
30	77	440	4:54	2	0.809	A VB	203653.	160.000 UG/ML	1.26
31	82	484	5:23	2	0.890	qedt (1)	351500.	160.000 UG/ML	1.26
32	139	487	5:25	2	0.895	A BB	108037.	160.000 UG/ML	1.26
33	107	512	5:42	2	0.941	A BB	175563.	160.000 UG/ML	1.26
34	93	525	5:50	2	0.965	A BB	247182.	160.000 UG/ML	1.26
35	162	531	5:54	2	0.976	A BB	151820.	160.000 UG/ML	1.26
36	122	571	6:21	2	1.050	qedt (2)	145098.	160.000 UG/ML	1.26
37	180	538	5:59	2	0.989	A BB	154240.	160.000 UG/ML	1.26
38	128	548	6:06	2	1.007	A BB	464474.	160.000 UG/ML	1.26
39	127	570	6:20	2	1.048	A BB	225820.	160.000 UG/ML	1.26
40	225	573	6:22	2	1.053	A BV	78174.	160.000 UG/ML	1.26
41	107	662	7:22	2	1.217	A BB	172070.	160.000 UG/ML	1.26
42	142	666	7:24	2	1.224	qedt (2)	317611.	160.000 UG/ML	1.26
43	237	694	7:43	3	0.824	A BB	94850.	160.000 UG/ML	1.26
44	196	722	8:02	3	0.857	A BV	128899.	160.000 UG/ML	1.26
45	196	727	8:05	3	0.863	A VB	105318.	160.000 UG/ML	1.26
46	162	748	8:19	3	0.888	A BB	313318.	160.000 UG/ML	1.26
47	65	777	8:39	3	0.923	A BB	143092.	160.000 UG/ML	1.26
48	163	822	9:09	3	0.976	A BB	359876.	160.000 UG/ML	1.26
49	152	817	9:05	3	0.970	A BB	480732.	160.000 UG/ML	1.26
50	165	828	9:13	3	0.983	qedt (2)	91334.	160.000 UG/ML	1.26

No	Ret(L)	Ratio	RRT(L)	Ratio	Amnt	Amnt(L)	R.Fac	R.Fac(L)	Ratio
1	3:54	1.01	1.000	1.00	40.00	40.00	1.000	1.000	1.00
2	6:01	1.01	1.000	1.00	40.00	40.00	1.000	1.000	1.00
3	9:21	1.00	1.000	1.00	40.00	40.00	1.000	1.000	1.00
4	12:13	1.00	1.000	1.00	40.00	40.00	1.000	1.000	1.00
5	17:25	1.00	1.000	1.00	40.00	40.00	1.000	1.000	1.00
6	19:59	1.00	1.000	1.00	40.00	40.00	1.000	1.000	1.00
7	4:49	1.01	0.800	1.00	160.00	160.00	0.452	0.452	1.00
8	8:11	1.00	0.875	1.00	160.00	160.00	1.116	1.116	1.00
9	15:32	1.00	0.891	1.00	160.00	160.00	1.019	1.019	1.00
10	3:32	1.02	0.906	1.01	160.00	160.00	1.971	1.971	1.00
11	2:15	1.01	0.580	1.00	160.00	160.00	1.394	1.394	1.00
12	10:55	1.00	1.168	1.00	160.00	160.00	0.217	0.217	1.00
13	3:34	1.01	0.917	1.01	160.00	160.00	1.407	1.407	1.00
14	4:07	1.01	1.057	1.00	160.00	160.00	0.882	0.882	1.00
15	12:39		0.941						
16	1:12	1.01	0.309	1.00	160.00	160.00	1.042	1.042	1.00
17	3:27	1.01	0.886	1.00	160.00	160.00	1.674	1.674	1.00
18	3:33	1.01	0.911	1.01	160.00	160.00	1.982	1.982	1.00
19	3:36	1.01	0.926	1.01	160.00	160.00	1.261	1.261	1.00
20	3:36	1.01	0.926	1.00	160.00	160.00	1.451	1.451	1.00
21	3:48	1.01	0.974	1.00	160.00	160.00	1.510	1.510	1.00
22	3:55	1.01	1.006	1.00	160.00	160.00	1.518	1.518	1.00
23	4:13	1.01	1.083	1.00	160.00	160.00	0.922	0.922	1.00
24	4:08	1.01	1.063	1.00	160.00	160.00	1.409	1.409	1.00
25	4:27	1.01	1.143	1.00	160.00	160.00	1.213	1.213	1.00
26	4:26	1.01	1.140	1.00	160.00	160.00	2.486	2.486	1.00
27	4:44	1.01	1.217	1.01	160.00	160.00	1.351	1.351	1.00
28	4:40	1.01	1.200	1.01	160.00	160.00	0.890	0.890	1.00
29	4:39	1.00	1.194	1.00	160.00	160.00	0.706	0.706	1.00
30	4:51	1.01	0.806	1.00	160.00	160.00	0.410	0.410	1.00
31	5:19	1.01	0.884	1.01	160.00	160.00	0.708	0.708	1.00
32	5:24	1.00	0.896	1.00	160.00	160.00	0.217	0.217	1.00
33	5:39	1.01	0.939	1.00	160.00	160.00	0.353	0.353	1.00
34	5:48	1.01	0.965	1.00	160.00	160.00	0.498	0.498	1.00
35	5:52	1.01	0.974	1.00	160.00	160.00	0.306	0.306	1.00
36	6:10	1.03	1.024	1.03	160.00	160.00	0.292	0.292	1.00
37	5:57	1.01	0.989	1.00	160.00	160.00	0.310	0.310	1.00
38	6:04	1.01	1.007	1.00	160.00	160.00	0.935	0.935	1.00
39	6:16	1.01	1.043	1.01	160.00	160.00	0.455	0.455	1.00
40	6:22	1.00	1.057	1.00	160.00	160.00	0.157	0.157	1.00
41	7:20	1.00	1.220	1.00	160.00	160.00	0.346	0.346	1.00
42	7:22	1.00	1.226	1.00	160.00	160.00	0.639	0.639	1.00
43	7:42	1.00	0.824	1.00	160.00	160.00	0.330	0.330	1.00
44	8:00	1.00	0.856	1.00	160.00	160.00	0.448	0.448	1.00
45	8:03	1.00	0.862	1.00	160.00	160.00	0.366	0.366	1.00
46	8:17	1.00	0.887	1.00	160.00	160.00	1.089	1.089	1.00
47	8:37	1.00	0.921	1.00	160.00	160.00	0.497	0.497	1.00
48	9:06	1.00	0.974	1.00	160.00	160.00	1.251	1.251	1.00
49	9:03	1.00	0.969	1.00	160.00	160.00	1.671	1.671	1.00
50	9:09	1.01	0.980	1.00	160.00	160.00	0.317	0.317	1.00

ıntitation Report File: ST16980827E

ta: ST16980827E.TI
/27/98 11:50:00
nple: SSTD160 160UG/ML CALI I 070698I
ıds.: INST. ID: F16
rmula: 1UL INJ. Instrument: F16 Weight: 0.000
bmitted by: QES Analyst: DAT Acct. No.: FIN

OUNT=AREA * REF AMNT/(REF AREA * RESP FACT)
sp. fac. from Library Entry

o	Name			
1	C545 3-NITROANILINE	138	S3# 75	99-09-2
2	C550 ACENAPHTHENE	153	S3# 80CC	83-32-9
3	C555 2,4-DINITROPHENOL	184	S3# 85SP	51-28-5
4	C565 DIBENZOFURAN	168	S3# 90	132-64-9
5	C560 4-NITROPHENOL	109	S3# 95SP	100-02-7
6	C570 2,4-DINITROTOLUENE	165	S3#105	121-14-2
7	C580 DIETHYLPHTHALATE	149	S3#130	84-66-2
8	C590 FLUORENE	166	S3#135	86-73-7
9	C585 4-CHLOROPHENYL-PHENYLE	204	S3#140	7005-72-3
›0	C595 4-NITROANALINE	138	S3#150	100-01-6
›1	C610 4,6-DINITRO-2-METHYLPH	198	S4# 10	534-52-1
›2	C615 N-NITROSODIPHENYLAMINE	169	S4# 15CC	87-30-6
›3	C620 AZOBENZENE	77	S4# 20	103-33-3
›4	C625 4-BROMOPHENYL-PHENYLET	248	S4# 30	101-55-3
›5	C630 HEXACHLOROBENZENE	284	S4# 40	118-74-1
›6	C635 PENTACHLOROPHENOL	266	S4# 50	87-86-5
›7	C640 PHENANTHRENE	178	S4# 65	85-01-8
›8	C645 ANTHRACENE	178	S4# 70	120-12-7
›9	C647 CARBAZOLE	167	S4# 80	86-74-8
70	C650 DI-N-BUTYLPHTHALATE	149	S4# 85	84-74-2
71	C655 FLUORANTHENE	202	S4#110CC	206-44-0
72	C710 BENZIDINE	184	S5# 10	92-81-5
73	C715 PYRENE	202	S5# 15	129-00-0
74	C720 BUTYLBENZYLPHTHALATE	149	S5# 40	85-68-7
75	C730 BENZO(A)ANTHRACENE	228	S5# 50	56-55-3
76	C725 3,3'-DICHLOROBENZIDINE	252	S5# 55	91-94-1
77	C740 CHRYSENE	228	S5# 60	218-01-9
78	C745 BIS(2-ETHYLHEXYL)PHTHA	149	S5# 65	117-81-7
79	C760 DI-N-OCTYL PHTHALATE	149	S6# 10CC	117-84-0
80	C765 BENZO(B)FLUORANTHENE	252	S6# 15	205-99-2
81	C770 BENZO(K)FLUORANTHENE	252	S6# 25	207-08-9
82	C775 BENZO(A)PYRENE	252	S6# 35	50-32-8
83	C780 INDENO(1,2,3-CD)PYRENE	276	S6# 55	193-39-5
84	C785 DIBENZ(A,H)ANTHRACENE	278	S6# 60	53-70-3
85	C790 BENZO(G,H,I)PERYLENE	276	S6# 65	191-24-2

No	m/z	Scan	Time	Ref	RRT	Meth	Area(Hght)	Amount	%Tot
51	138	853	9:29	3	1.013	A BB	108951.	160.000 UG/ML	1.26
52	153	849	9:27	3	1.008	A BB	306695.	160.000 UG/ML	1.26
53	184	872	9:42	3	1.036	A BB	56407.	160.000 UG/ML	1.26
54	168	881	9:48	3	1.046	A BB	449013.	160.000 UG/ML	1.26
55	109	901	10:01	3	1.070	qedt	48707.	160.000 UG/ML	1.26
56	165	896	9:58	3	1.064	A BB	108669.	160.000 UG/ML	1.26
57	149	950	10:34	3	1.128	qedt	347720.	160.000 UG/ML	1.26
58	166	941	10:28	3	1.118	A BV	341839.	160.000 UG/ML	1.26

No	m/z	Scan	Time	Ref	RRT	Meth	Area(Hght)	Amount	%Tot
59	204	951	10:35	3	1.129	A BB	165442.	160.000 UG/ML	1.26
60	138	965	10:44	3	1.146	qedt	92245.	160.000 UG/ML	1.26
61	198	969	10:47	4	0.880	qedt	60946.	160.000 UG/ML	1.26
62	169	978	10:53	4	0.888	A BB	244263.	160.000 UG/ML	1.26
63	77	979	10:53	4	0.889	A BB	541010.	160.000 UG/ML	1.26
64	248	1035	11:31	4	0.940	A BB	98271.	160.000 UG/ML	1.26
65	284	1034	11:30	4	0.939	A BB	112917.	160.000 UG/ML	1.26
66	266	1076	11:58	4	0.977	A BB	68614.	160.000 UG/ML	1.26
67	178	1106	12:18	4	1.005	A BV	471716.	160.000 UG/ML	1.26
68	178	1115	12:24	4	1.013	A VB	378128.	160.000 UG/ML	1.26
69	167	1153	12:49	4	1.047	A BB	327617.	160.000 UG/ML	1.26
70	149	1241	13:48	4	1.127	A BB	504598.	160.000 UG/ML	1.26
71	202	1314	14:37	4	1.193	A BB	334270.	160.000 UG/ML	1.26
72	184	1353	15:03	5	0.863	A BB	32031.	160.000 UG/ML	1.26
73	202	1350	15:01	5	0.861	A BB	330800.	160.000 UG/ML	1.26
74	149	1502	16:42	5	0.958	A BB	178737.	160.000 UG/ML	1.26
75	228	1566	17:25	5	0.999	A VV	265942.	160.000 UG/ML	1.26
76	252	1577	17:32	5	1.006	A BB	95194.	160.000 UG/ML	1.26
77	228	1573	17:30	5	1.003	A VB	223869.	160.000 UG/ML	1.26
78	149	1617	17:59	5	1.031	A BB	265391.	160.000 UG/ML	1.26
79	149	1729	19:14	6	0.962	A BB	410452.	160.000 UG/ML	1.26
80	252	1745	19:25	6	0.971	A BV	286447.	160.000 UG/ML	1.26
81	252	1750	19:28	6	0.973	A VB	190774.	160.000 UG/ML	1.26
82	252	1792	19:56	6	0.997	A BB	219973.	160.000 UG/ML	1.26
83	276	1947	21:39	6	1.083	A BV	232127.	160.000 UG/ML	1.26
84	278	1954	21:44	6	1.087	A BB	224248.	160.000 UG/ML	1.26
85	276	1980	22:01	6	1.101	A BB	231038.	160.000 UG/ML	1.26

No	Ret(L)	Ratio	RRT(L)	Ratio	Amnt	Amnt(L)	R.Fac	R.Fac(L)	Ratio
51	9:26	1.01	1.010	1.00	160.00	160.00	0.379	0.379	1.00
52	9:25	1.00	1.007	1.00	160.00	160.00	1.066	1.066	1.00
53	9:39	1.01	1.032	1.00	160.00	160.00	0.196	0.196	1.00
54	9:46	1.00	1.045	1.00	160.00	160.00	1.561	1.561	1.00
55	9:59	1.00	1.068	1.00	160.00	160.00	0.169	0.169	1.00
56	9:55	1.01	1.061	1.00	160.00	160.00	0.378	0.378	1.00
57	10:31	1.00	1.126	1.00	160.00	160.00	1.209	1.209	1.00
58	10:26	1.00	1.117	1.00	160.00	160.00	1.188	1.188	1.00
59	10:33	1.00	1.130	1.00	160.00	160.00	0.575	0.575	1.00
60	10:39	1.01	1.139	1.01	160.00	160.00	0.321	0.321	1.00
61	10:42	1.01	0.875	1.01	160.00	160.00	0.130	0.130	1.00
62	10:50	1.00	0.886	1.00	160.00	160.00	0.523	0.523	1.00
63	10:51	1.00	0.888	1.00	160.00	160.00	1.158	1.158	1.00
64	11:29	1.00	0.940	1.00	160.00	160.00	0.210	0.210	1.00
65	11:29	1.00	0.939	1.00	160.00	160.00	0.242	0.242	1.00
66	11:57	1.00	0.977	1.00	160.00	160.00	0.147	0.147	1.00
67	12:17	1.00	1.005	1.00	160.00	160.00	1.010	1.010	1.00
68	12:22	1.00	1.012	1.00	160.00	160.00	0.809	0.809	1.00
69	12:47	1.00	1.046	1.00	160.00	160.00	0.701	0.701	1.00
70	13:47	1.00	1.127	1.00	160.00	160.00	1.080	1.080	1.00
71	14:36	1.00	1.194	1.00	160.00	160.00	0.715	0.715	1.00
72	15:03	1.00	0.864	1.00	160.00	160.00	0.131	0.131	1.00
73	15:00	1.00	0.861	1.00	160.00	160.00	1.358	1.358	1.00
74	16:41	1.00	0.958	1.00	160.00	160.00	0.734	0.734	1.00
75	17:24	1.00	0.999	1.00	160.00	160.00	1.092	1.092	1.00
76	17:31	1.00	1.006	1.00	160.00	160.00	0.391	0.391	1.00
77	17:28	1.00	1.003	1.00	160.00	160.00	0.919	0.919	1.00

o	Ret(L)	Ratio	RRT(L)	Ratio	Amnt	Amnt(L)	R.Fac	R.Fac(L)	Ratio
8	17:58	1.00	1.032	1.00	160.00	160.00	1.089	1.089	1.00
9	19:13	1.00	0.961	1.00	160.00	160.00	2.023	2.023	1.00
0	19:23	1.00	0.969	1.00	160.00	160.00	1.412	1.412	1.00
1	19:26	1.00	0.972	1.00	160.00	160.00	0.940	0.940	1.00
2	19:54	1.00	0.996	1.00	160.00	160.00	1.084	1.084	1.00
3	21:38	1.00	1.082	1.00	160.00	160.00	1.144	1.144	1.00
4	21:43	1.00	1.086	1.00	160.00	160.00	1.105	1.105	1.00
5	21:59	1.00	1.100	1.00	160.00	160.00	1.139	1.139	1.00

ANUAL EDIT CODES
1. PEAK NOT FOUND
2. POOR CHROMATOGRAPHY
3. WRONG ISOMER
LL MANUAL EDITS MUST BE
INITIALED, DATED, AND CODED

RIC+MASS CHROMATOGRAM DATA: ST16980827E #1 SCANS 460 TO 520
08/27/98 11:50:00 CALI: ST16980827E #3
SAMPLE: SSTD160 160UG/ML CALI I 070698I
CONDS.: INST. ID: F16
RANGE: G 1,2158 LABEL: N 2, 2.0 QUAN: A 6, 2.0 J 0 BASE: U 20, 3

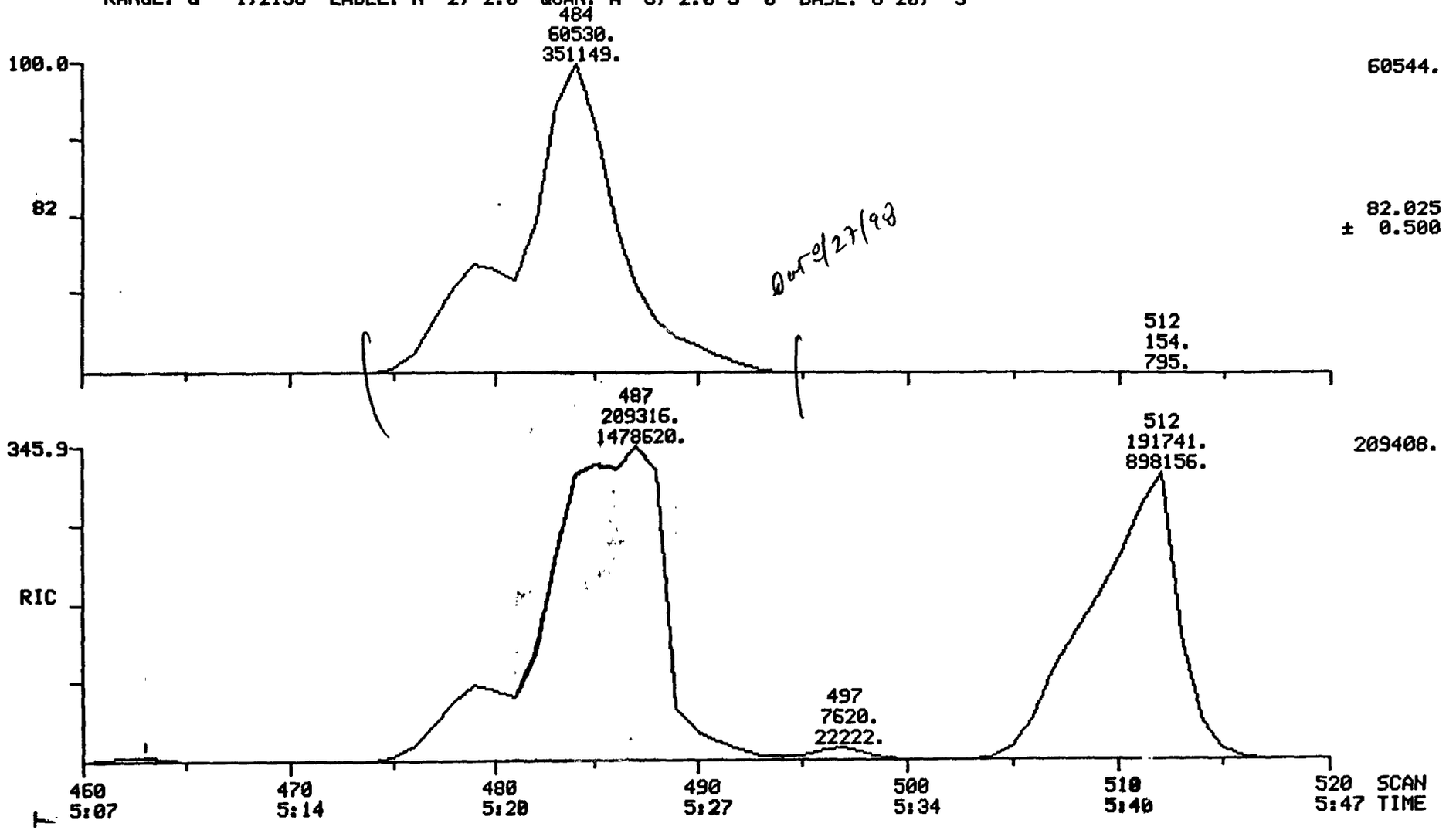

RIC+MASS CHROMATOGRAM DATA: ST16980827E #1 SCANS 515 TO 600
08/27/98 11:50:00 CALI: ST16980827E #3
SAMPLE: SSTD160 160UG/ML CALI I 070698I
CONDS.: INST. ID: F16
RANGE: G 1,2158 LABEL: N 0, 2.0 QUAN: A 6, 2.0 J 0 BASE: U 20, 3

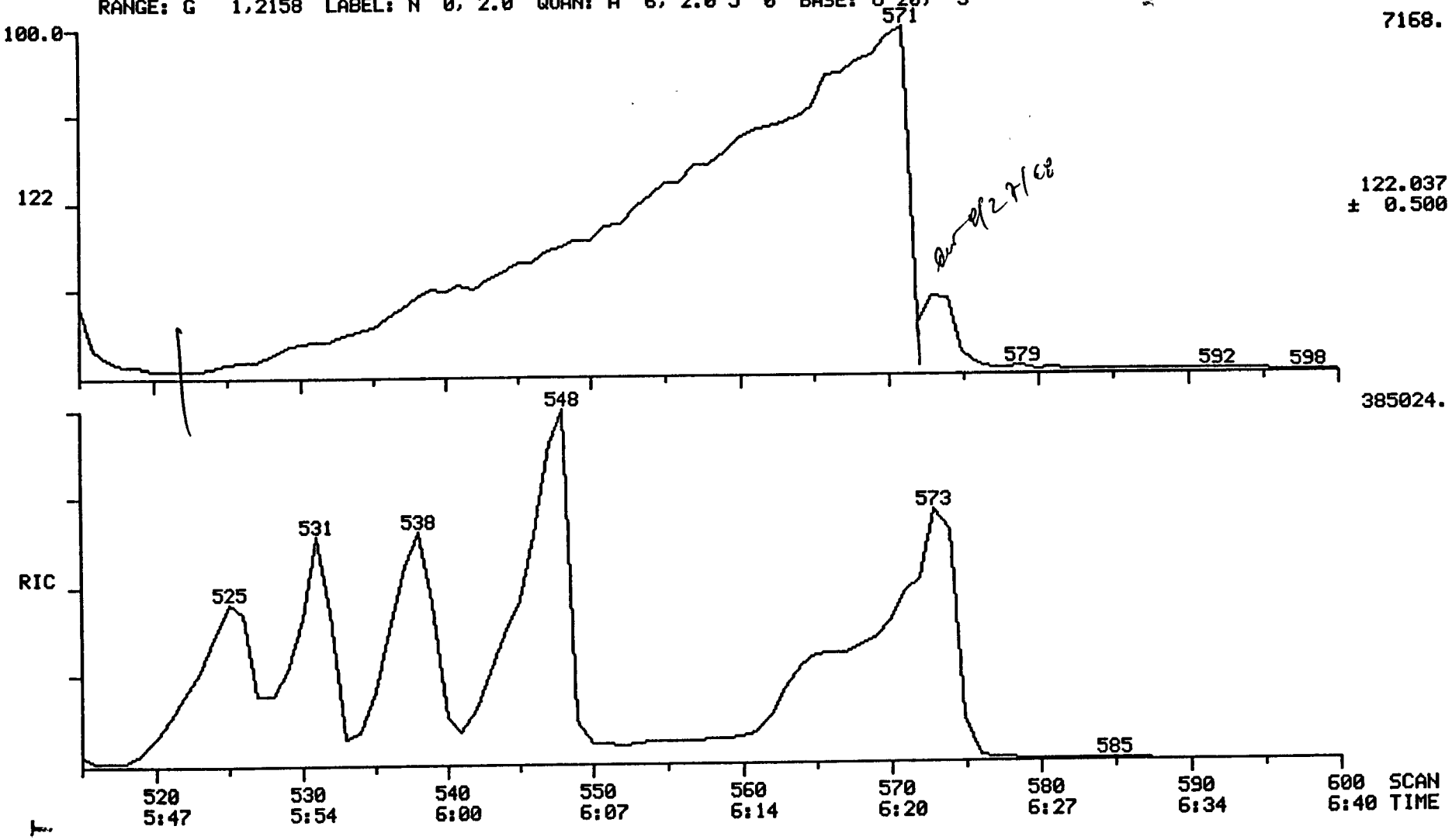

1530

MASS CHROMATOGRAMS DATA: ST16980827E #1 SCANS 650 TO 689
08/27/98 11:50:00 CALI: ST16980827E #3
SAMPLE: SSTD160 160UG/ML CALI I 070698I
CONDS.: INST. ID: F16
RANGE: G 1,2158 LABEL: N 2, 2.0 QUAN: A 6, 2.0 J 0 BASE: U 20, 3

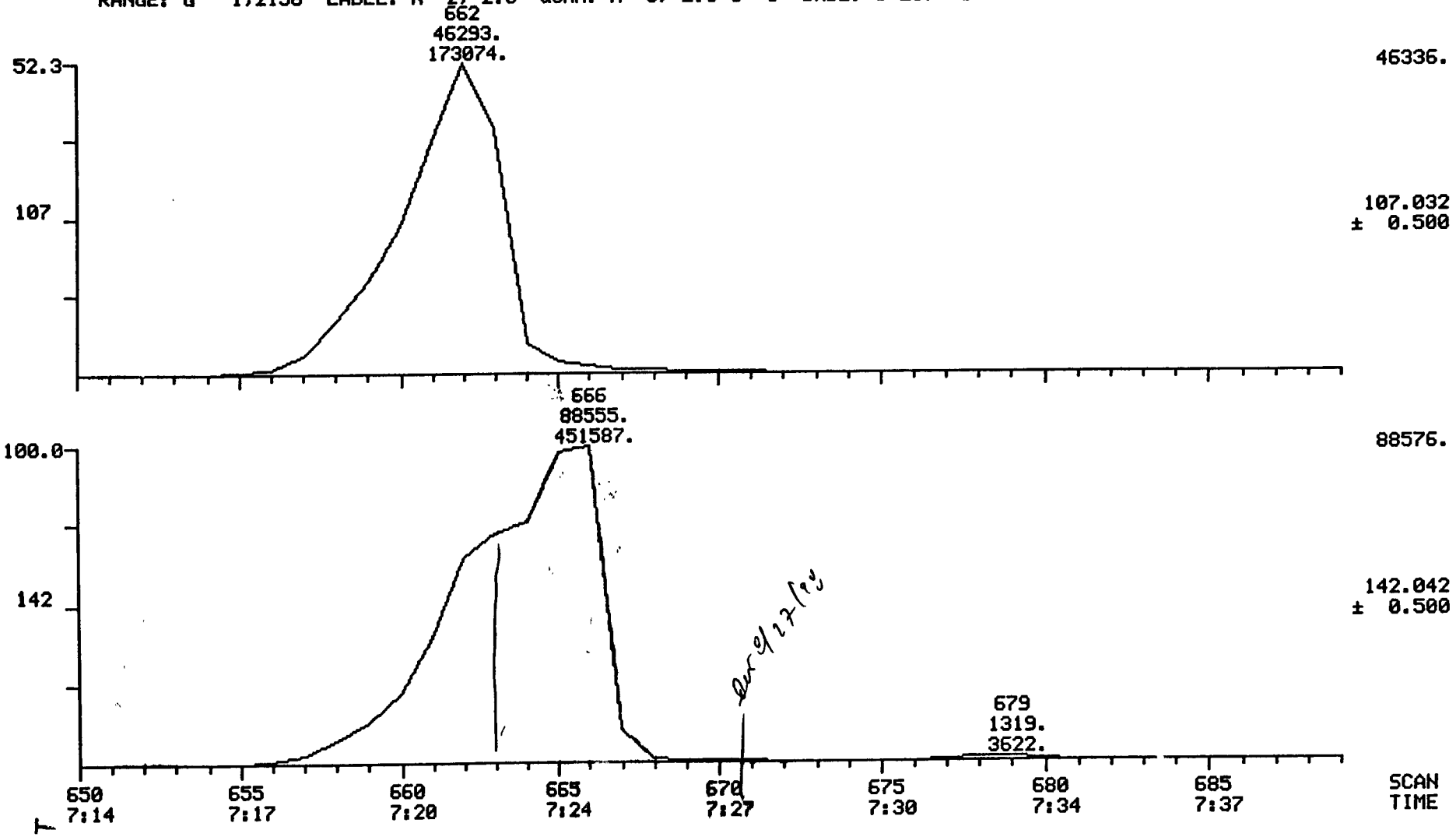

Der 9/27/98

T 5 3 1

RIC+MASS CHROMATOGRAM DATA: ST16980827E #1 SCANS 800 TO 850
08/27/98 11:50:00 CALI: ST16980827E #3
SAMPLE: SSTD160 160UG/ML CALI I 070698I
CONDS.: INST. ID: F16
RANGE: G 1,2158 LABEL: N 2, 2.0 QUAN: A 6, 2.0 J 0 BASE: U 20, 3

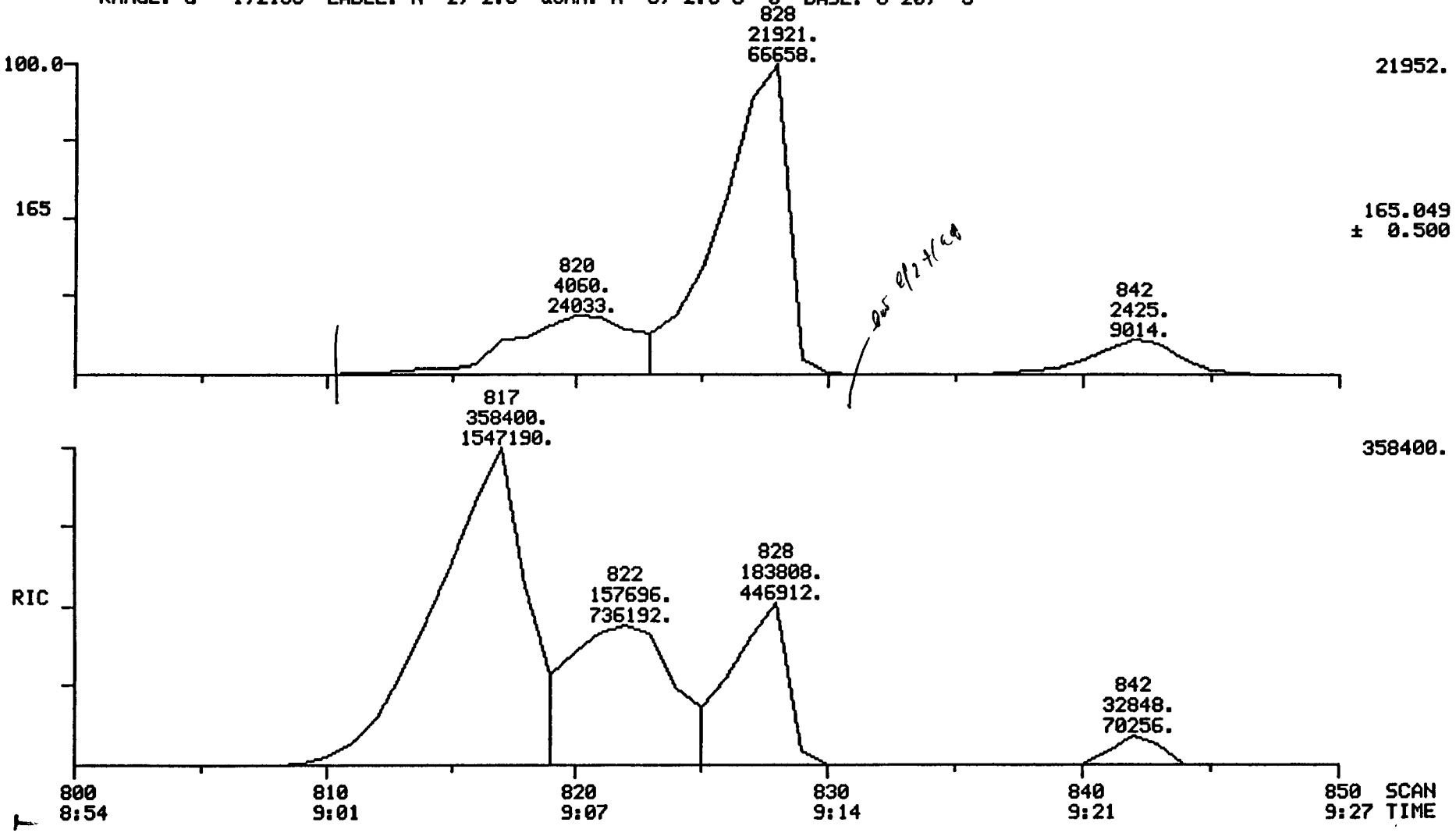

RIC+MASS CHROMATOGRAM DATA: ST16980827E #1 SCANS 870 TO 930
08/27/98 11:50:00 CALI: ST16980827E #3
SAMPLE: SSTD160 160UG/ML CALI I 070698I
CONDS.: INST. ID: F16
RANGE: G 1,2158 LABEL: N 2, 2.0 QUAN: A 6, 2.0 J 0 BASE: U 20, 3

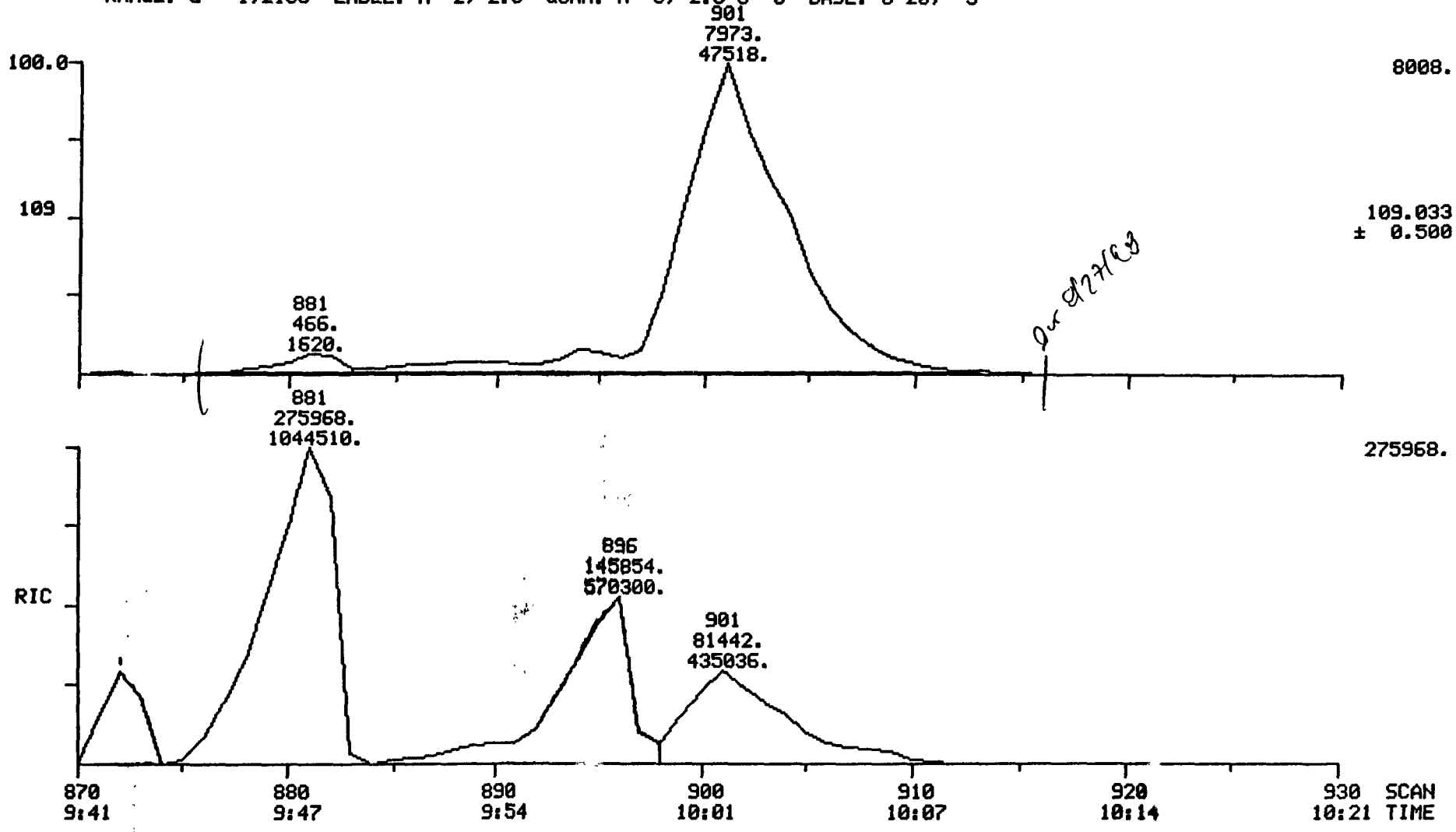

RIC+MASS CHROMATOGRAM DATA: ST16980827E #1 SCANS 920 TO 980
08/27/98 11:50:00 CALI: ST16980827E #3
SAMPLE: SSTD160 160UG/ML CALI I 070698I
CONDS.: INST. ID: F16
RANGE: G 1,2158 LABEL: N 2, 2.0 QUAN: A 6, 2.0 J 0 BASE: U 20, 3

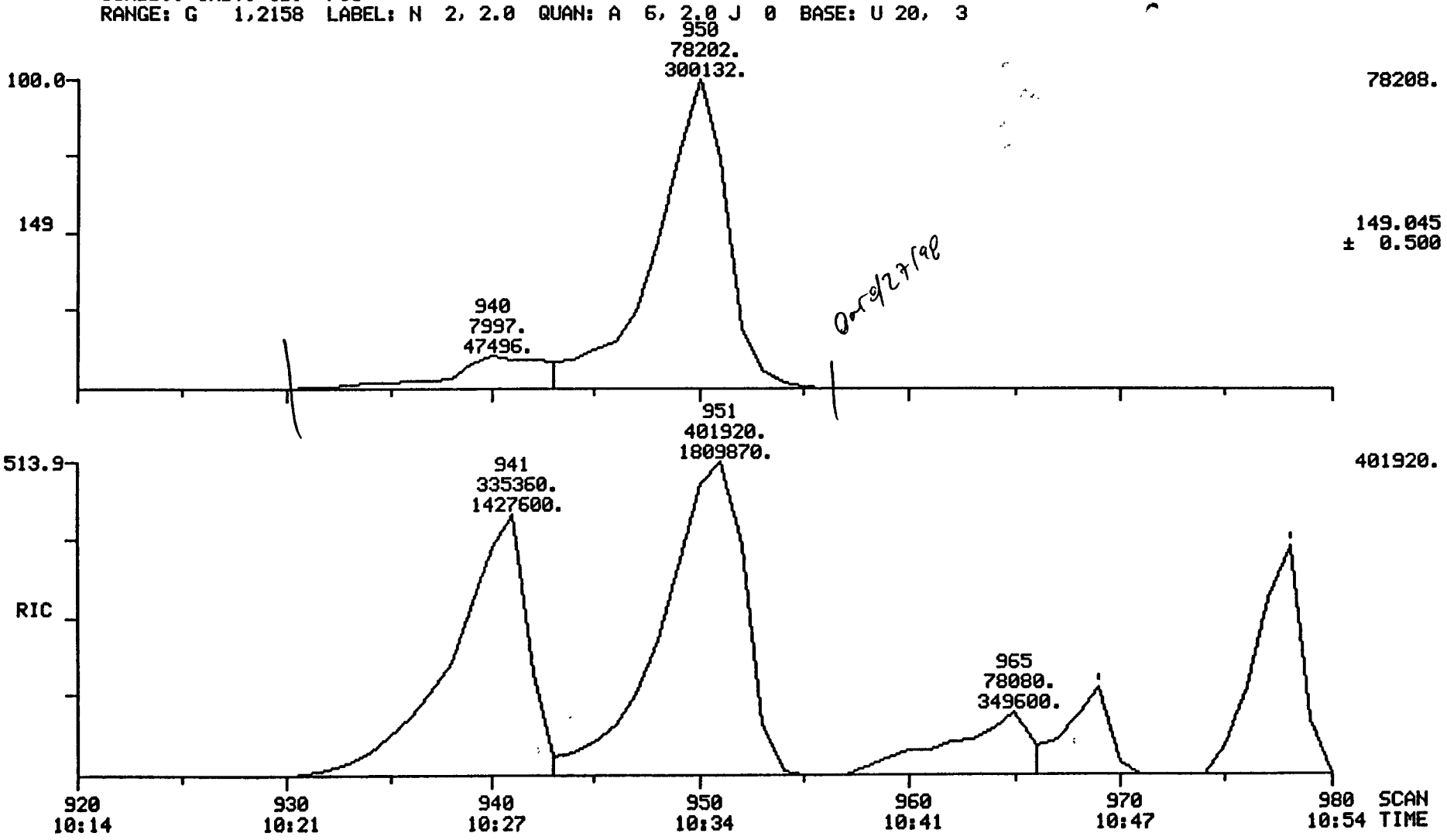

RIC+MASS CHROMATOGRAM DATA: ST16980827E #1 SCANS 930 TO 990
08/27/98 11:50:00 CALI: ST16980827E #3
SAMPLE: SSTD160 160UG/ML CALI I 070698I
CONDS.: INST. ID: F16
RANGE: G 1,2158 LABEL: N 2, 2.0 QUAN: A 6, 2.0 J 0 BASE: U 20, 3

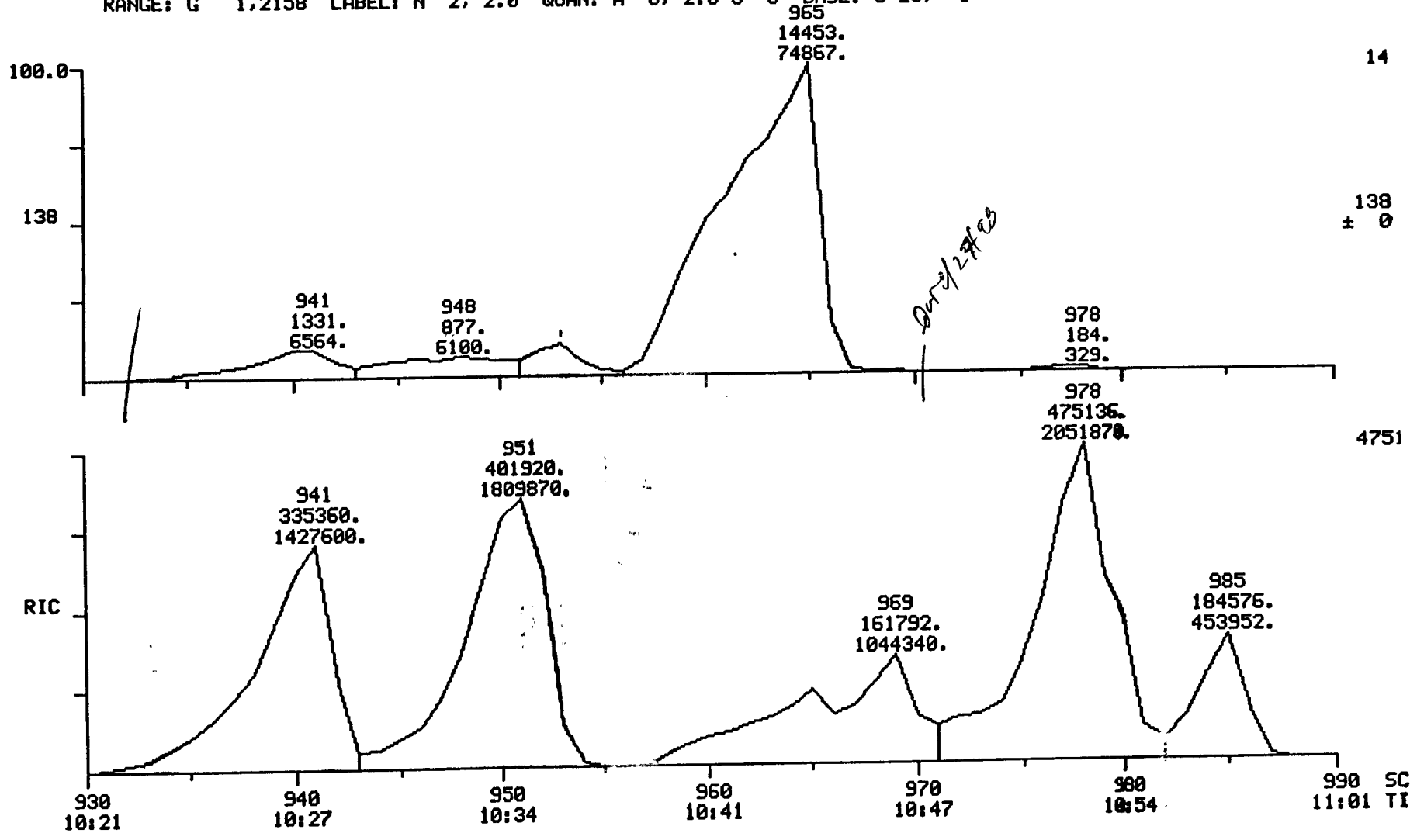

RIC+MASS CHROMATOGRAM DATA: ST16980827E #1 SCANS 930 TO 990
08/27/98 11:50:00 CALI: ST16980827E #3
SAMPLE: SSTD160 160UG/ML CALI I 070698I
CONDS.: INST. ID: F16
RANGE: G 1,2158 LABEL: N 2, 2.0 QUAN: A 6, 2.0 J 0 BASE: U 20, 3

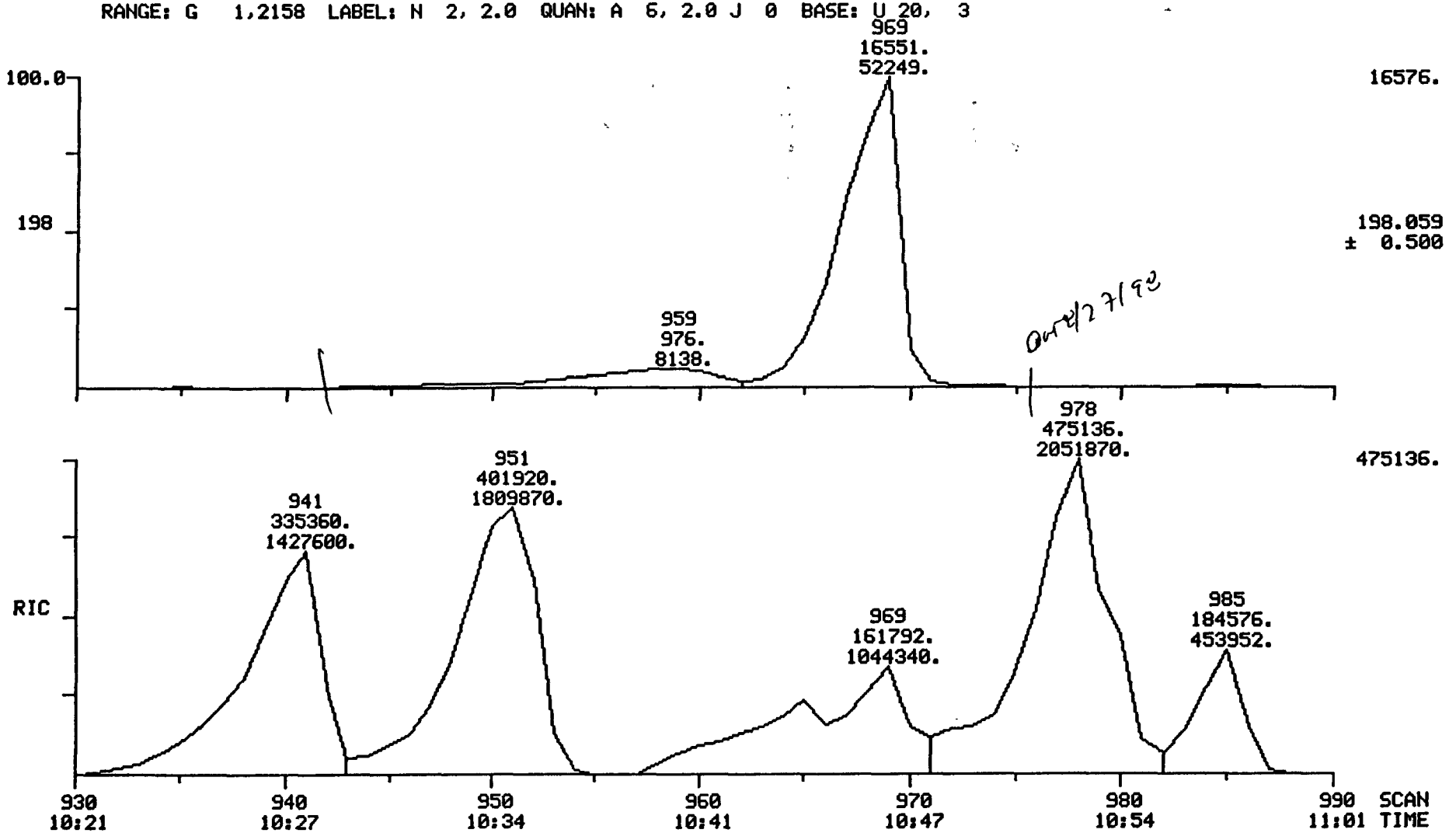

T5

QUANTERRA GC/MS
SEMIVOLATILE APPENDIX IX CALIBRATION CHE

INITIAL CALIBRATION: 10 UG/ML APPENDIX ST16980831B 08/31/98 13:35:00
INITIAL CALIBRATION: 20 UG/ML APPENDIX ST16980831C 08/31/98 14:02:00
INITIAL CALIBRATION: 50 UG/ML APPENDIX ST16980831D 08/31/98 14:32:00
INITIAL CALIBRATION: 80 UG/ML APPENDIX ST16980831A 08/31/98 13:07:00
INITIAL CALIBRATION: 120 UG/ML APPENDIX ST16980831E 08/31/98 15:02:00
INITIAL CALIBRATION: 160 UG/ML APPENDIX ST16980831F 08/31/98 15:31:00

Library			Initial Calibration			Continuing Calibration		
			Response Factor		% RSD	Response Factor		% Diff
Entry		Compound	Avg	Min	Max		Min	Max
S1	20	PYRIDINE	1.590		6.5			
S1	30	2-PICOLINE	1.565		1.3			
S1	40	N-NITROSOMETHYLETHYL	0.811		9.2			
S1	60	METHYLMETHANESULFONA	0.636		6.2			
S1	70	N-NITROSODIETHYLAMIN	0.521		7.6			
S1	85	ETHYLMETHANE SULFONA	1.109		11.0			
S1	95	PENTACHLOROETHANE	0.602		1.4			
S1	170	C361 ACETOPHENONE	1.934		2.8			
S1	175	N-NITROSOPYRROLIDINE	0.553		6.5			
S1	180	N-NITROSOMORPHOLINE	0.821		1.4			
S1	182	3-METHYL PHENOL	2.252		9.9			
S1	195	O-TOLUIDINE	2.160		9.2			
S2	15	N-NITROSOPIPERIDINE	0.321		4.9			
S2	50	AA-DIMETHYLPHENETHYL	1.285		15.6			
S2	85	2,6-DICHLOROPHENOL	0.257		12.8			
S2	90	HEXACHLOROPROPENE	0.198		0.9			
S2	115	P-PHENYLENE DIAMINE	0.131		42.2			
S2	120	N-NITROSODI-N-BUTYLA	0.213		7.2			
S2	140	SAFROLE	0.248		0.9			
S3	10	1,2,4,5-TETRACHLOROB	0.433		4.4			
S3	15	ISOSAFROLE (#1)	0.044		3.4			
S3	35	ISOSAFROLE (#2	0.195		2.2			
S3	42	1-CHLORONAPHTH	1.318		16.5			
S3	50	1,4-NAPHTHOQUINONE	0.414		5.6			
S3	60	1,3-DINITROBENZENE	0.198		8.6			
S3	100	PENTACHLOROBENZENE	0.489		3.8			
S3	110	1-NAPHTHYLAMINE	0.837		6.6			
S3	115	2-NAPHTHYLAMINE	0.966		5.8			
S3	120	2,3,4,6-TETRACHLOROP	0.297		4.5			
S3	145	5-NITRO-O-TOLUIDINE	0.355		7.2			
S4	25	SYM-TRINITROBENZENE	0.162		5.3			
S4	35	PHENACETIN	0.317		3.2			
S4	37	DIALLATE	0.090		4.4			
S4	45	4-AMINOBIPHENYL	0.609		7.6			
S4	55	PRONAMIDE	0.299		5.2			
S4	60	PENTACHLORONITROBENZ	0.080		1.8			
S4	75	2SECBUTYL-4,6-DINITR	0.153		9.3			
S4	100	4-NITROQUINOLINE-1-O	0.072		11.5			
S4	105	METHAPYRILENE	0.305		26.8			
S4	106	ISODRIN	0.127		1.5			
S4	120	CHLOROBENZILATE	0.323		11.1			
S5	20	ARAMITE (#1)	0.061		4.4			
S5	25	ARAMITE (#2)	0.087		4.4			
S5	30	P-DIMETHYLAMINOAZOBE	0.419		1.1			
S5	35	3,3'-DIMETHYLBENZIDI	0.418		17.0			
S5	37	KEPONE	0.082		34.6			
S5	45	2-ACETYLAMINOFLUOREN	0.432		4.0			
S5	85	3-METHYLCHOLANTHRENE	0.548		6.1			

20 7,12-DIMETHYLBENZANT 0.610 0.5

0 CCC and SPCC compounds are out

QUANTERRA GC/MS
SEMIVOLATILE APPENDIX IX CALIBRATION CHE

INITIAL CALIBRATION: 10 UG/ML APPENDIX ST16980831B 08/31/98 13:35:00
INITIAL CALIBRATION: 20 UG/ML APPENDIX ST16980831C 08/31/98 14:02:00
INITIAL CALIBRATION: 50 UG/ML APPENDIX ST16980831D 08/31/98 14:32:00
INITIAL CALIBRATION: 80 UG/ML APPENDIX ST16980831A 08/31/98 13:07:00
INITIAL CALIBRATION: 120 UG/ML APPENDIX ST16980831E 08/31/98 15:02:00
INITIAL CALIBRATION: 160 UG/ML APPENDIX ST16980831F 08/31/98 15:31:00

	ST16980831B	ST16980831C	ST16980831D	ST16980831A	ST16980831E	ST16980831F
Lib #	Conc RRF	Conc RRF	Conc RRF	Conc RRF	Conc RRF	Conc RRF
S1 20	10, 1.770	20, 1.583	50, 1.578	80, 1.587	120, 1.449	160, 1.576
S1 30		20, 1.563	50, 1.594	80, 1.577	120, 1.547	160, 1.545
S1 40	10, 0.700	20, 0.737	50, 0.823	80, 0.876	120, 0.860	160, 0.870
S1 60	10, 0.619	20, 0.688	50, 0.685	80, 0.602	120, 0.619	160, 0.604
S1 70	10, 0.450	20, 0.506	50, 0.521	80, 0.549	120, 0.547	160, 0.555
S1 85	10, 0.921	20, 1.008	50, 1.120	80, 1.168	120, 1.190	160, 1.244
S1 95		20, 0.612	50, 0.605	80, 0.605	120, 0.595	160, 0.592
S1 170	10, 1.869	20, 2.024	50, 1.960	80, 1.945	120, 1.903	160, 1.903
S1 175	10, 0.481	20, 0.555	50, 0.575	80, 0.562	120, 0.569	160, 0.575
S1 180	10, 0.828	20, 0.838	50, 0.821	80, 0.805	120, 0.817	160, 0.816
S1 182	10, 1.848	20, 2.130	50, 2.339	80, 2.408	120, 2.391	160, 2.394
S1 195		20, 2.463	50, 2.228	80, 2.129	120, 2.032	160, 1.949
S2 15	10, 0.293	20, 0.312	50, 0.326	80, 0.327	120, 0.337	160, 0.329
S2 50		20, 1.575	50, 1.353	80, 1.036	120, 1.276	160, 1.184
S2 85	10, 0.202	20, 0.234	50, 0.264	80, 0.280	120, 0.279	160, 0.285
S2 90		20, 0.196	50, 0.201	80, 0.197	120, 0.198	160, 0.198
S2 115		20, 0.163	50, 0.167	80, 0.038	120, 0.165	160, 0.121
S2 120	10, 0.186	20, 0.205	50, 0.213	80, 0.225	120, 0.224	160, 0.224
S2 140		20, 0.246	50, 0.247	80, 0.250	120, 0.245	160, 0.250
S3 10	10, 0.469	20, 0.431	50, 0.434	80, 0.430	120, 0.416	160, 0.419
S3 15		20, 0.046	50, 0.042	80, 0.043	120, 0.044	160, 0.044
S3 35		20, 0.201	50, 0.195	80, 0.196	120, 0.190	160, 0.192
S3 42	10, 1.531	20, 1.098	50, 1.129	80, 1.528	120, 1.134	160, 1.488
S3 50		20, 0.403	50, 0.429	80, 0.447	120, 0.404	160, 0.389
S3 60	10, 0.166	20, 0.191	50, 0.202	80, 0.210	120, 0.212	160, 0.204

3	100	10, 0.516	20, 0.504	50, 0.483	80, 0.493	120, 0.469	160, 0.471
3	110	10, 0.869	20, 0.859	50, 0.889	80, 0.765	120, 0.872	160, 0.769
3	115	10, 0.924	20, 0.974	50, 1.041	80, 0.996	120, 0.980	160, 0.881
3	120		20, 0.277	50, 0.302	80, 0.310	120, 0.306	160, 0.290
3	145		20, 0.345	50, 0.368	80, 0.381	120, 0.367	160, 0.316
4	25		20, 0.149	50, 0.162	80, 0.172	120, 0.166	160, 0.159
4	35		20, 0.305	50, 0.324	80, 0.316	120, 0.330	160, 0.311
4	37		20, 0.088	50, 0.087	80, 0.089	120, 0.089	160, 0.097
4	45		20, 0.643	50, 0.664	80, 0.602	120, 0.590	160, 0.546
4	55		20, 0.312	50, 0.315	80, 0.301	120, 0.291	160, 0.277
4	60		20, 0.081	50, 0.079	80, 0.079	120, 0.082	160, 0.081
4	75		20, 0.130	50, 0.165	80, 0.163	120, 0.159	160, 0.150
4	100		20, 0.058	50, 0.074	80, 0.076	120, 0.079	160, 0.075
4	105		20, 0.424	50, 0.339	80, 0.205	120, 0.279	160, 0.277
4	106	10, 0.127	20, 0.125	50, 0.129	80, 0.128	120, 0.127	160, 0.124
4	120	10, 0.376	20, 0.351	50, 0.329	80, 0.308	120, 0.295	160, 0.281
5	20		20, 0.057	50, 0.063	80, 0.061	120, 0.064	160, 0.061
5	25		20, 0.081	50, 0.090	80, 0.090	120, 0.087	160, 0.085
5	30		20, 0.417	50, 0.425	80, 0.420	120, 0.412	160, 0.420
5	35		20, 0.522	50, 0.450	80, 0.406	120, 0.364	160, 0.346
5	37		20, 0.123	50, 0.087	80, 0.089	120, 0.056	160, 0.054
5	45		20, 0.404	50, 0.450	80, 0.438	120, 0.429	160, 0.440
5	85		20, 0.586	50, 0.576	80, 0.549	120, 0.515	160, 0.514
6	20		20, 0.609	50, 0.615	80, 0.610	120, 0.608	160, 0.609

DATA FROM FILE: ST16980831B SCANS 230 TO 1200 ACQUIRED: 08/31/98 13:35:00
CALI: ST16980831B #3

SAMPLE: 10UG/ML AP9 062598C
CONDS.: INST. ID: F16



DATA FROM FILE: ST16980831B SCANS 1200 TO 2158 ACQUIRED: 08/31/98 13:35:00
CALI: ST16980831B #3

SAMPLE: 10UG/ML AP9 062598C
CONDS.: INST. ID: F16

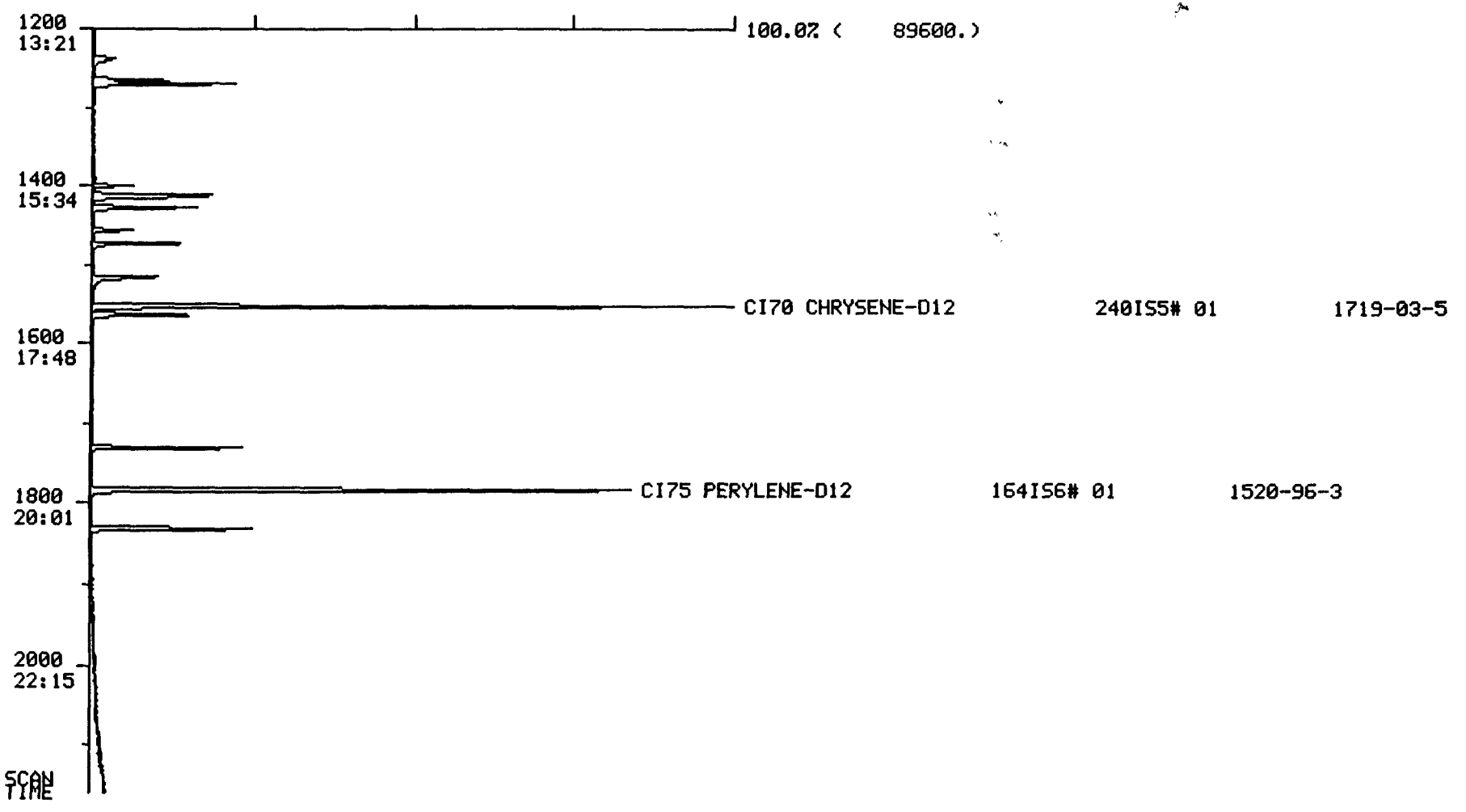

Quantitation Report File: ST16980831B

Data: ST16980831B.TI
08/31/98 13:35:00
Sample: 10UG/ML AP9 062598C
Conds.: INST. ID: F16
Formula: 1UL INJ. Instrument: F16 Weight: 0.000
Submitted by: QES Analyst: DAT Acct. No.: FIN

AMOUNT=AREA * REF AMNT/(REF AREA * RESP FACT)
Resp. fac. from Library Entry

No	Name		
1	CI30 1,4-DICHLOROBENZENE-D4	152IS1# 01	3855-82-1
2	CI40 NAPHTHALENE-D8	136IS2# 01	1146-65-2
3	CI50 ACENAPHTHENE-D10	164IS3# 01	15067-26-2
4	CI60 PHENANTHRENE-D10	188IS4# 01	1517-22-2
5	CI70 CHRYSENE-D12	240IS5# 01	1719-03-5
6	CI75 PERYLENE-D12	164IS6# 01	1520-96-3
7	PYRIDINE	79 S1# 20	110-86-1
8	N-NITROSOMETHYLETHYLAMINE	42 S1# 40	10595-95-6
9	METHYLMETHANESULFONATE	80 S1# 60	
10	N-NITROSODIETHYLAMINE	102 S1# 70	55-18-5
11	ETHYLMETHANE SULFONATE	79 S1# 85	66-27-3
12	C361 ACETOPHENONE	105 S1#170	
13	N-NITROSOPYRROLIDINE	100 S1#175	930-55-2
14	N-NITROSOMORPHOLINE	56 S1#180	59-89-2
15	3-METHYL PHENOL	108 S1#182	
16	N-NITROSOPIPERIDINE	42 S2# 15	100-75-4
17	2,6-DICHLOROPHENOL	162 S2# 85	87-65-0
18	N-NITROSODI-N-BUTYLAMINE	84 S2#120	924-16-3
19	1,2,4,5-TETRACHLOROBENZENE	214 S3# 10	95-94-3
20	1-CHLORONAPHTHALENE	162 S3# 42	90-13-1
21	1,3-DINITROBENZENE	168 S3# 60	99-65-0
22	PENTACHLOROBENZENE	250 S3#100	708-93-5
23	1-NAPHTHYLAMINE	143 S3#110	134-32-7
24	2-NAPHTHYLAMINE	143 S3#115	91-59-8
25	ISODRIN		
26	CHLOROBENZILATE	139 S4#120	

No	m/z	Scan	Time	Ref	RRT	Meth	Area(Hght)	Amount	%Tot
1	152	340	3:47	1	1.000	A BB	29461.	40.000 UG/ML	9.09
2	136	529	5:53	2	1.000	A BB	109632.	40.000 UG/ML	9.09
3	164	827	9:12	3	1.000	A BB	59743.	40.000 UG/ML	9.09
4	188	1085	12:04	4	1.000	A BB	100292.	40.000 UG/ML	9.09
5	240	1551	17:15	5	1.000	A BB	83642.	40.000 UG/ML	9.09
6	264	1782	19:49	6	1.000	A BB	69904.	40.000 UG/ML	9.09
7	79	103	1:09	1	0.303	A BB	13033.	10.000 UG/ML	2.27
8	42	157	1:45	1	0.462	A BB	5159.	10.000 UG/ML	2.27
9	80	181	2:01	1	0.532	A BB	4559.	10.000 UG/ML	2.27
10	102	216	2:24	1	0.635	A BB	3318.	10.000 UG/ML	2.27
11	79	253	2:49	1	0.744	A BB	6780.	10.000 UG/ML	2.27
12	105	401	4:28	1	1.179	A BB	13763.	10.000 UG/ML	2.27
13	100	399	4:26	1	1.174	qedt	3544.	10.000 UG/ML	2.27
14	56	407	4:32	1	1.197	A BB	6098.	10.000 UG/ML	2.27
15	108	416	4:38	1	1.224	A BB	13612.	10.000 UG/ML	2.27
16	42	447	4:58	2	0.845	A BB	8018.	10.000 UG/ML	2.27
17	162	551	6:08	2	1.042	A BB	5546.	10.000 UG/ML	2.27

No	m/z	Scan	Time	Ref	RRT	Meth	Area(Hght)	Amount	%Tot
18	84	618	6:52	2	1.168	A BB	5111.	10.000 UG/ML	2.27
19	214	680	7:34	3	0.822	A BB	6998.	10.000 UG/ML	2.27
20	162	732	8:09	3	0.885	A BB	22862.	10.000 UG/ML	2.27
21	168	802	8:55	3	0.970	A BB	2486.	10.000 UG/ML	2.27
22	250	857	9:32	3	1.036	A BB	7702.	10.000 UG/ML	2.27
23	143	881	9:48	3	1.065	A BB	12978.	10.000 UG/ML	2.27
24	143	896	9:58	3	1.083	A BB	13797.	10.000 UG/ML	2.27
25	193	1269	14:07	4	1.170	A BB	3194.	10.000 UG/ML	2.27
26	139	1426	15:52	4	1.314	A BB	9428.	10.000 UG/ML	2.27

No	Ret(L)	Ratio	RRT(L)	Ratio	Amnt	Amnt(L)	R.Fac	R.Fac(L)	Ratio
1	3:47	1.00	1.000	1.00	40.00	40.00	1.000	1.000	1.00
2	5:54	1.00	1.000	1.00	40.00	40.00	1.000	1.000	1.00
3	9:13	1.00	1.000	1.00	40.00	40.00	1.000	1.000	1.00
4	12:05	1.00	1.000	1.00	40.00	40.00	1.000	1.000	1.00
5	17:16	1.00	1.000	1.00	40.00	40.00	1.000	1.000	1.00
6	19:50	1.00	1.000	1.00	40.00	40.00	1.000	1.000	1.00
7	1:09	1.00	0.303	1.00	10.00	10.00	1.770	1.770	1.00
8	1:45	1.00	0.462	1.00	10.00	10.00	0.700	0.700	1.00
9	2:01	0.99	0.535	0.99	10.00	10.00	0.619	0.619	1.00
10	2:25	0.99	0.641	0.99	10.00	10.00	0.450	0.450	1.00
11	2:50	0.99	0.750	0.99	10.00	10.00	0.921	0.921	1.00
12	4:30	0.99	1.188	0.99	10.00	10.00	1.869	1.869	1.00
13	4:30	0.99	1.191	0.99	10.00	10.00	0.481	0.481	1.00
14	4:34	0.99	1.209	0.99	10.00	10.00	0.828	0.828	1.00
15	4:40	0.99	1.232	0.99	10.00	10.00	1.848	1.848	1.00
16	5:01	0.99	0.851	0.99	10.00	10.00	0.293	0.293	1.00
17	6:08	1.00	1.042	1.00	10.00	10.00	0.202	0.202	1.00
18	6:54	1.00	1.170	1.00	10.00	10.00	0.186	0.186	1.00
19	7:34	1.00	0.822	1.00	10.00	10.00	0.469	0.469	1.00
20	8:09	1.00	0.885	1.00	10.00	10.00	1.531	1.531	1.00
21	8:56	1.00	0.970	1.00	10.00	10.00	0.166	0.166	1.00
22	9:33	1.00	1.036	1.00	10.00	10.00	0.516	0.516	1.00
23	9:49	1.00	1.066	1.00	10.00	10.00	0.869	0.869	1.00
24	10:00	1.00	1.086	1.00	10.00	10.00	0.924	0.924	1.00
25	14:08	1.00	1.168	1.00	10.00	10.00	0.127	0.127	1.00
26	15:52	1.00	1.313	1.00	10.00	10.00	0.376	0.376	1.00

MANUAL EDIT CODES
1. PEAK NOT FOUND
2. POOR CHROMATOGRAPHY
3. WRONG ISOMER
ALL MANUAL EDITS MUST BE INITIALED, DATED, AND CO

RIC+MASS CHROMATOGRAM DATA: ST16980831B #1 SCANS 380 TO 440
08/31/98 13:35:00 CALI: ST16980831B #3
SAMPLE: 10UG/ML AP9 062598C
CONDS.: INST. ID: F16
RANGE: G 1,2158 LABEL: N 2, 2.0 QUAN: A 6, 2.0 J 0 BASE: U 20, 3

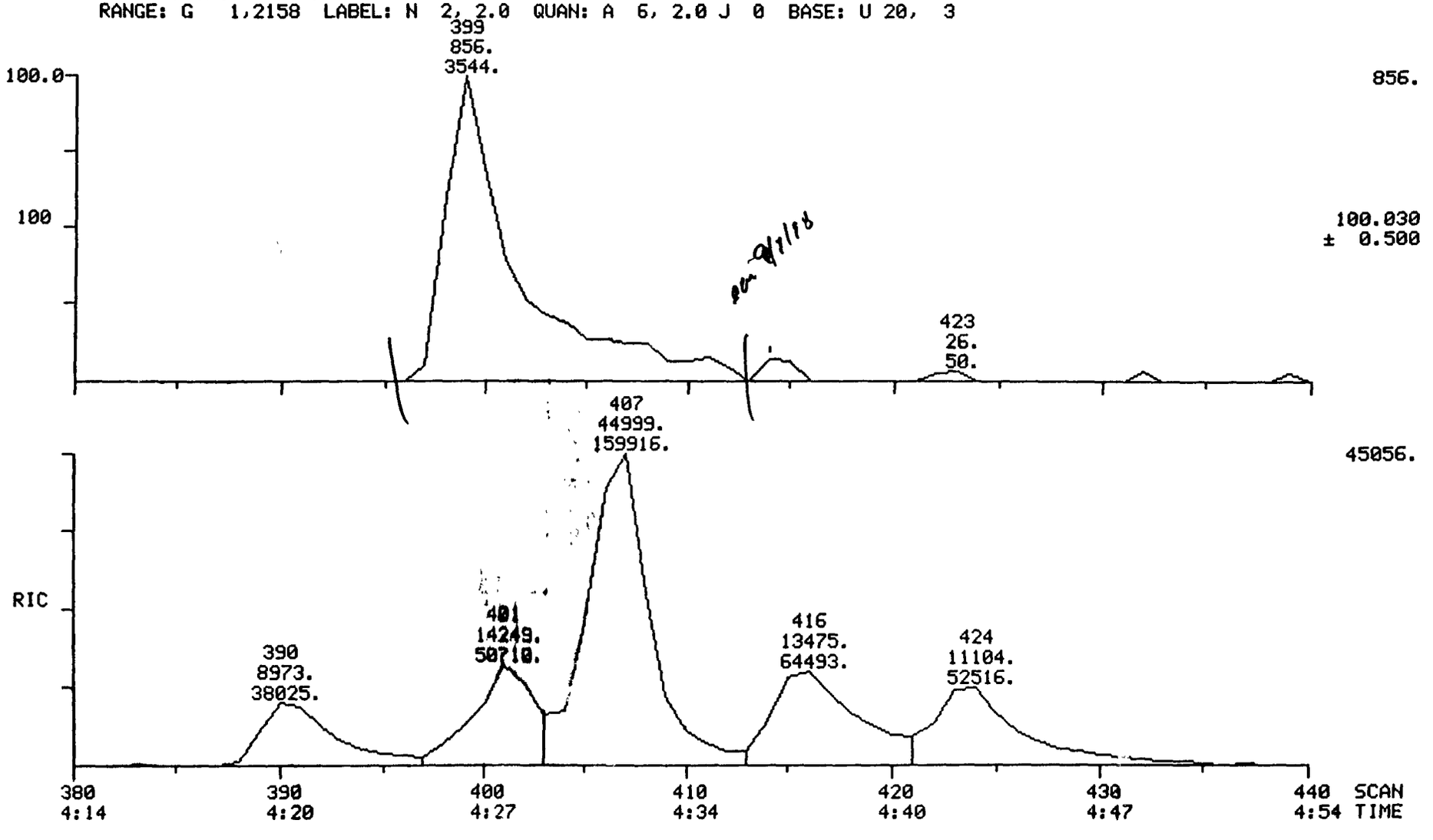

157

DATA FROM FILE: ST16980831C SCANS 230 TO 1200 ACQUIRED: 08/31/98 14:02:00
CALI: ST16980831C #3

SAMPLE: 20UG/ML AP9 062598D
CONDS.: INST. ID: F16



DATA FROM FILE: ST16980831C SCANS 1200 TO 2158 ACQUIRED: 08/31/98 14:02:00
CALI: ST16980831C #3

SAMPLE: 20UG/ML AP9 062598D
CONDS.: INST. ID: F16

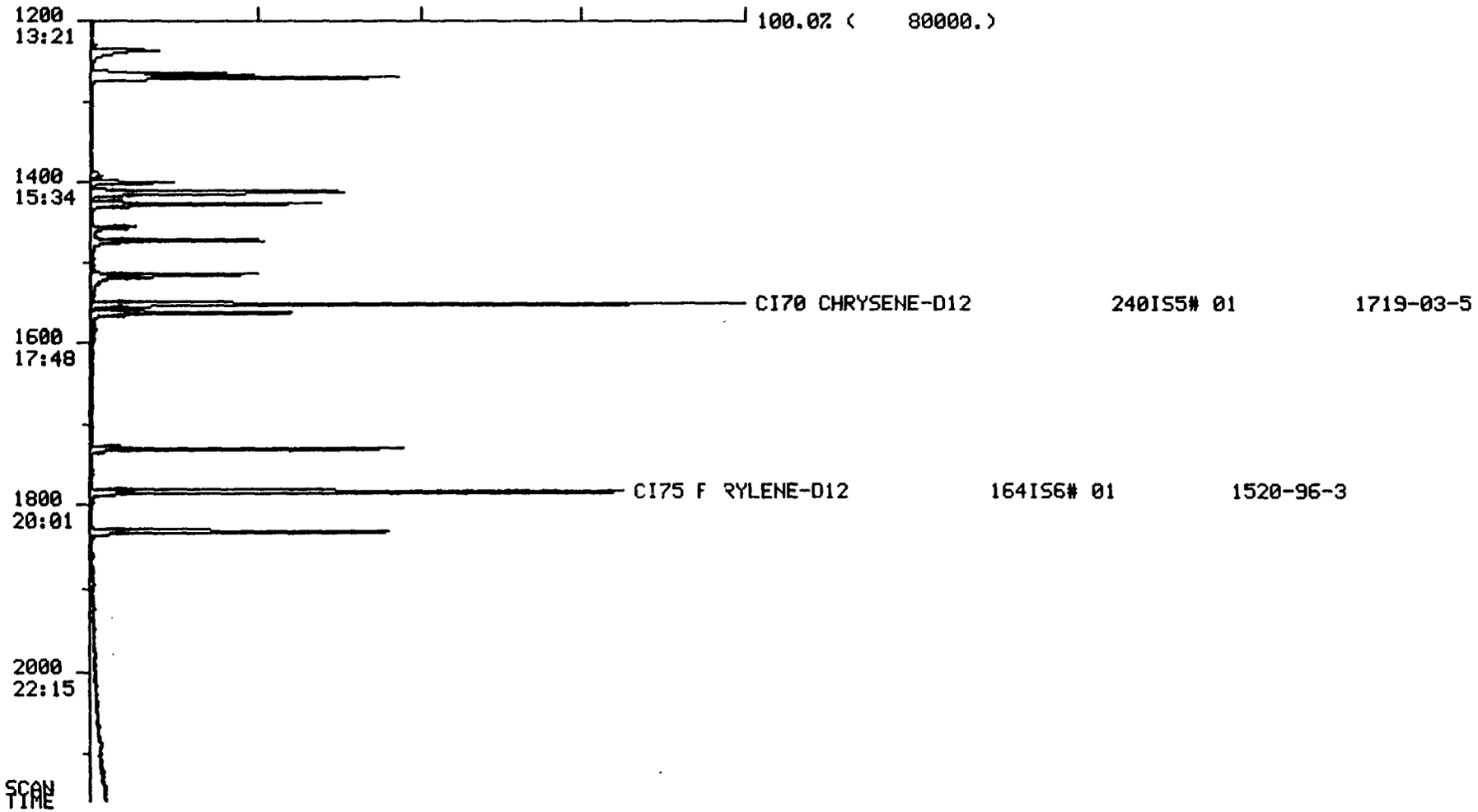

antitation Report File: ST16980831C

ta: ST16980831C.TI
/31/98 14:02:00
mple: 20UG/ML AP9 062598D
nds.: INST. ID: F16
rmula: 1UL INJ. Instrument: F16 Weight: 0.000
bmitted by: QES Analyst: DAT Acct. No.: FIN

OUNT=AREA * REF AMNT/(REF AREA * RESP FACT)
sp. fac. from Library Entry

o	Name			
1	C130 1,4-DICHLOROBENZENE-D4	152	IS1# 01	3855-82-1
2	C140 NAPHTHALENE-D8	136	IS2# 01	1146-65-2
3	C150 ACENAPHTHENE-D10	164	IS3# 01	15067-26-2
4	C160 PHENANTHRENE-D10	188	IS4# 01	1517-22-2
5	C170 CHRYSENE-D12	240	IS5# 01	1719-03-5
6	C175 PERYLENE-D12	164	IS6# 01	1520-96-3
7	PYRIDINE	79	S1# 20	110-86-1
8	2-PICOLINE	93	S1# 30	109-06-8
9	N-NITROSOMETHYLETHYLAMINE	42	S1# 40	10595-95-6
0	METHYLMETHANESULFONATE	80	S1# 60	
1	N-NITROSODIETHYLAMINE	102	S1# 70	55-18-5
2	ETHYLMETHANE SULFONATE	79	S1# 85	66-27-3
3	PENTACHLOROETHANE	117	S1# 95	76-01-7
4	C361 ACETOPHENONE	105	S1#170	
5	N-NITROSOPYRROLIDINE	100	S1#175	930-55-2
6	N-NITROSOMORPHOLINE	56	S1#180	59-89-2
7	3-METHYL PHENOL	108	S1#182	
8	O-TOLUIDINE	106	S1#195	95-53-4
9	N-NITROSOPIPERIDINE	42	S2# 15	100-75-4
0	AA-DIMETHYLPHENETHYLAMINE	58	S2# 50	122-09-8
1	2,6-DICHLOROPHENOL	162	S2# 85	87-65-0
2	HEXACHLOROPROPENE	213	S2# 90	
3	P-PHENYLENE DIAMINE	108	S2#115	106-50-3
4	N-NITROSODI-N-BUTYLAMINE	84	S2#120	924-16-3
5	SAFROLE	152	S2#140	94-59-7
6	1,2,4,5-TETRACHLOROBENZENE	214	S3# 10	95-94-3
7	ISOSAFROLE (#1)	162	S3# 15	120-58-1
8	ISOSAFROLE (#2)	104	S3# 35	120-58-1
9	1-CHLORONAPHTHALENE	162	S3# 42	90-13-1
0	1,4-NAPHTHOQUINONE	158	S3# 50	130-15-4
1	1,3-DINITROBENZENE	168	S3# 60	99-65-0
2	PENTACHLOROBENZENE	250	S3#100	708-93-5
3	1-NAPHTHYLAMINE	143	S3#110	134-32-7
4	2-NAPHTHYLAMINE	143	S3#115	91-59-8
5	2,3,4,6-TETRACHLOROPHENOL	232	S3#120	58-90-2
6	5-NITRO-O-TOLUIDINE	152	S3#145	99-52-5
7	SYM-TRINITROBENZENE	75	S4# 25	
8	PHENACETIN	108	S4#35	62-44-2
9	DIALLATE	234	S4# 37	
0	4-AMINOBIPHENYL	169	S4# 45	92-67-1
1	PRONAMIDE	173	S4# 55	23950-58-5
2	PENTACHLORONITROBENZENE	237	S4# 60	82-68-8
3	2SECBUTYL-4,6-DINITROPHENOL	211	S4# 75	88-85-7
4	4-NITROQUINOLINE-1-OXIDE	190	S4#100	
5	METHAPYRILENE	58	S4#105	91-80-5
6	ISODRIN			
7	CHLOROBENZILATE	139	S4#120	

No	Name		
48	ARAMITE (#1)	185 S5# 20	140-57-8
49	ARAMITE (#2)	185 S5# 25	140-57-8
50	P-DIMETHYLAMINOAZOBENZENE	120 S5# 30	60-11-7

No	m/z	Scan	Time	Ref	RRT	Meth	Area(Hght)	Amount	%Tot
1	152	340	3:47	1	1.000	A BB	28379.	40.000 UG/ML	3.28
2	136	529	5:53	2	1.000	A BB	104398.	40.000 UG/ML	3.28
3	164	827	9:12	3	1.000	A BB	58510.	40.000 UG/ML	3.28
4	188	1086	12:05	4	1.000	A BB	99710.	40.000 UG/ML	3.28
5	240	1551	17:15	5	1.000	A BV	75805.	40.000 UG/ML	3.28
6	264	1782	19:49	6	1.000	A BB	63674.	40.000 UG/ML	3.28
7	79	103	1:09	1	0.303	A BB	22463.	20.000 UG/ML	1.64
8	93	145	1:37	1	0.426	A BB	22172.	20.000 UG/ML	1.64
9	42	156	1:44	1	0.459	A BB	10461.	20.000 UG/ML	1.64
10	80	181	2:01	1	0.532	A BB	9765.	20.000 UG/ML	1.64
11	102	216	2:24	1	0.635	A BB	7176.	20.000 UG/ML	1.64
12	79	253	2:49	1	0.744	A BB	14300.	20.000 UG/ML	1.64
13	117	301	3:21	1	0.885	A BB	8682.	20.000 UG/ML	1.64
14	105	402	4:28	1	1.182	A BB	28725.	20.000 UG/ML	1.64
15	100	400	4:27	1	1.176	qedt (1)	7882.	20.000 UG/ML	1.64
16	56	407	4:32	1	1.197	A BV	11884.	20.000 UG/ML	1.64
17	108	416	4:38	1	1.224	A BB	30227.	20.000 UG/ML	1.64
18	106	406	4:31	1	1.194	A BB	34950.	20.000 UG/ML	1.64
19	42	447	4:58	2	0.845	A BB	16262.	20.000 UG/ML	1.64
20	58	646	7:11	2	1.221	qedt (1)	82208.	20.000 UG/ML	1.64
21	162	551	6:08	2	1.042	A BB	12238.	20.000 UG/ML	1.64
22	213	548	6:06	2	1.036	A BB	10240.	20.000 UG/ML	1.64
23	108	656	7:18	2	1.240	qedt (2)	8496.	20.000 UG/ML	1.64
24	84	618	6:52	2	1.168	A BB	10715.	20.000 UG/ML	1.64
25	162	647	7:12	2	1.223	A BB	12848.	20.000 UG/ML	1.64
26	214	680	7:34	3	0.822	A BB	12617.	20.000 UG/ML	1.64
27	162	698	7:46	3	0.844	A BB	1336.	20.000 UG/ML	1.64
28	104	737	8:12	3	0.891	A BB	5880.	20.000 UG/ML	1.64
29	162	732	8:09	3	0.885	A BV	32113.	20.000 UG/ML	1.64
30	158	768	8:33	3	0.929	A BB	11800.	20.000 UG/ML	1.64
31	168	802	8:55	3	0.970	A BB	5576.	20.000 UG/ML	1.64
32	250	857	9:32	3	1.036	A BB	14750.	20.000 UG/ML	1.64
33	143	881	9:48	3	1.065	A BB	25121.	20.000 UG/ML	1.64
34	143	896	9:58	3	1.083	A VB	28484.	20.000 UG/ML	1.64
35	232	894	9:57	3	1.081	A BB	8117.	20.000 UG/ML	1.64
36	152	938	10:26	3	1.134	A BB	10100.	20.000 UG/ML	1.64
37	75	1025	11:24	4	0.944	A BB	7446.	20.000 UG/ML	1.64
38	108	1030	11:27	4	0.948	A BB	15198.	20.000 UG/ML	1.64
39	234	1017	11:19	4	0.936	A BB	4406.	20.000 UG/ML	1.64
40	169	1067	11:52	4	0.983	A BB	32077.	20.000 UG/ML	1.64
41	173	1093	12:09	4	1.006	A BB	15570.	20.000 UG/ML	1.64
42	237	1060	11:47	4	0.976	A BB	4036.	20.000 UG/ML	1.64
43	211	1107	12:19	4	1.019	A BB	6506.	20.000 UG/ML	1.64
44	190	1235	13:44	4	1.137	A BB	2912.	20.000 UG/ML	1.64
45	58	1264	14:04	4	1.164	A BB	21120.	20.000 UG/ML	1.64
46	193	1269	14:07	4	1.169	A BB	6234.	20.000 UG/ML	1.64
47	139	1426	15:52	4	1.313	A BB	17520.	20.000 UG/ML	1.64
48	185	1398	15:33	5	0.901	A BB	2154.	20.000 UG/ML	1.64
49	185	1413	15:43	5	0.911	A BB	3074.	20.000 UG/ML	1.64
50	120	1410	15:41	5	0.909	A BB	15810.	20.000 UG/ML	1.64

9/1/88

o	Ret(L)	Ratio	RRT(L)	Ratio	Amnt	Amnt(L)	R.Fac	R.Fac(L)	Ratio
1	3:47	1.00	1.000	1.00	40.00	40.00	1.000	1.000	1.00
2	5:54	1.00	1.000	1.00	40.00	40.00	1.000	1.000	1.00
3	9:13	1.00	1.000	1.00	40.00	40.00	1.000	1.000	1.00
4	12:05	1.00	1.000	1.00	40.00	40.00	1.000	1.000	1.00
5	17:15	1.00	1.000	1.00	40.00	40.00	1.000	1.000	1.00
6	19:49	1.00	1.000	1.00	40.00	40.00	1.000	1.000	1.00
7	1:09	1.00	0.303	1.00	20.00	20.00	1.583	1.583	1.00
8	1:37	1.00	0.426	1.00	20.00	20.00	1.563	1.563	1.00
9	1:45	0.99	0.462	0.99	20.00	20.00	0.737	0.737	1.00
0	2:01	0.99	0.535	0.99	20.00	20.00	0.688	0.688	1.00
1	2:25	0.99	0.641	0.99	20.00	20.00	0.506	0.506	1.00
2	2:50	0.99	0.750	0.99	20.00	20.00	1.008	1.008	1.00
3	3:22	1.00	0.888	1.00	20.00	20.00	0.612	0.612	1.00
4	4:30	1.00	1.188	1.00	20.00	20.00	2.024	2.024	1.00
5	4:30	0.99	1.191	0.99	20.00	20.00	0.555	0.555	1.00
6	4:34	0.99	1.209	0.99	20.00	20.00	0.838	0.838	1.00
7	4:40	0.99	1.232	0.99	20.00	20.00	2.130	2.130	1.00
8	4:32	1.00	1.200	1.00	20.00	20.00	2.463	2.463	1.00
9	5:01	0.99	0.851	0.99	20.00	20.00	0.312	0.312	1.00
0	7:54	0.91	1.340	0.91	20.00	20.00	1.575	1.575	1.00
1	6:08	1.00	1.042	1.00	20.00	20.00	0.234	0.234	1.00
2	6:06	1.00	1.036	1.00	20.00	20.00	0.196	0.196	1.00
3	7:25	0.98	1.258	0.99	20.00	20.00	0.163	0.163	1.00
4	6:54	1.00	1.170	1.00	20.00	20.00	0.205	0.205	1.00
5	7:12	1.00	1.223	1.00	20.00	20.00	0.246	0.246	1.00
6	7:34	1.00	0.822	1.00	20.00	20.00	0.431	0.431	1.00
7	7:46	1.00	0.843	1.00	20.00	20.00	0.046	0.046	1.00
8	8:12	1.00	0.890	1.00	20.00	20.00	0.201	0.201	1.00
9	8:09	1.00	0.885	1.00	20.00	20.00	1.098	1.098	1.00
0	8:34	1.00	0.930	1.00	20.00	20.00	0.403	0.403	1.00
1	8:56	1.00	0.970	1.00	20.00	20.00	0.191	0.191	1.00
2	9:33	1.00	1.036	1.00	20.00	20.00	0.504	0.504	1.00
3	9:49	1.00	1.066	1.00	20.00	20.00	0.859	0.859	1.00
4	10:00	1.00	1.086	1.00	20.00	20.00	0.974	0.974	1.00
5	9:57	1.00	1.081	1.00	20.00	20.00	0.277	0.277	1.00
6	10:27	1.00	1.135	1.00	20.00	20.00	0.345	0.345	1.00
7	11:24	1.00	0.943	1.00	20.00	20.00	0.149	0.149	1.00
8	11:30	1.00	0.951	1.00	20.00	20.00	0.305	0.305	1.00
9	11:19	1.00	0.937	1.00	20.00	20.00	0.088	0.088	1.00
0	11:53	1.00	0.983	1.00	20.00	20.00	0.643	0.643	1.00
	12:11	1.00	1.008	1.00	20.00	20.00	0.312	0.312	1.00
2	11:48	1.00	0.976	1.00	20.00	20.00	0.081	0.081	1.00
3	12:19	1.00	1.019	1.00	20.00	20.00	0.130	0.130	1.00
4	13:45	1.00	1.137	1.00	20.00	20.00	0.058	0.058	1.00
5	14:05	1.00	1.165	1.00	20.00	20.00	0.424	0.424	1.00
6	14:08	1.00	1.168	1.00	20.00	20.00	0.125	0.125	1.00
7	15:52	1.00	1.313	1.00	20.00	20.00	0.351	0.351	1.00
8	15:34	1.00	0.902	1.00	20.00	20.00	0.057	0.057	1.00
9	15:44	1.00	0.912	1.00	20.00	20.00	0.081	0.081	1.00
0	15:42	1.00	0.910	1.00	20.00	20.00	0.417	0.417	1.00

Quantitation Report File: ST16980831C

Data: ST16980831C.TI
08/31/98 14:02:00
Sample: 20UG/ML AP9 062598D
Conds.: INST. ID: F16
Formula: 1UL INJ. Instrument: F16 Weight: 0.000
Submitted by: QES Analyst: DAT Acct. No.: FIN

AMOUNT=AREA * REF AMNT/(REF AREA * RESP FACT)
Resp. fac. from Library Entry

No	Name			
51	3,3'-DIMETHYLBENZIDINE	212	S5# 35	
52	KEPONE	272	S5# 37	
53	2-ACETYLAMINOFLUORENE	181	S5# 45	53-96-3
54	3-METHYLCHOLANTHRENE	268	S5# 85	56-49-5
55	7,12-DIMETHYLBENZANTHRACENE	256	S6# 20	75-97-6
56	HEXACHLOROPHENE	196	S6# 30	70-30-4

No	m/z	Scan	Time	Ref	RRT	Meth	Area(Hght)	Amount	%Tot
51	212	1472	16:22	5	0.949	A BB	19802.	20.000 UG/ML	1.64
52	272	1455	16:11	5	0.938	qedt 2	4676.	20.000 UG/ML	1.64
53	181	1514	16:50	5	0.976	A BB	15324.	20.000 UG/ML	1.64
54	268	1830	20:21	5	1.180	A BB	22226.	20.000 UG/ML	1.64
55	256	1729	19:14	6	0.970	A BB	19376.	20.000 UG/ML	1.64
56	NOT FOUND								

No	Ret(L)	Ratio	RRT(L)	Ratio	Amnt	Amnt(L)	R.Fac	R.Fac(L)	Ratio
51	16:22	1.00	0.949	1.00	20.00	20.00	0.522	0.522	1.00
52	16:13	1.00	0.940	1.00	20.00	20.00	0.123	0.123	1.00
53	16:52	1.00	0.977	1.00	20.00	20.00	0.404	0.404	1.00
54	20:23	1.00	1.181	1.00	20.00	20.00	0.586	0.586	1.00
55	19:15	1.00	0.971	1.00	20.00	20.00	0.609	0.609	1.00
56	21:11		0.992						

MANUAL EDIT CODES
1. PEAK NOT FOUND
2. POOR CHROMATOGRAPHY
3. WRONG ISOMER
ALL MANUAL EDITS MUST BE
INITIALED, DATED, AND CODED

RIC+MASS CHROMATOGRAM
08/31/98 14:02:00
SAMPLE: 20UG/ML AP9 062598D
CONDS.: INST. ID: F16
RANGE: G 1,2158 LABEL: N 2, 2.0 QUAN: A 6, 2.0 J 0 BASE: U 20, 3

DATA: ST16980831C #1 SCANS 380 TO 440
CALI: ST16980831C #3

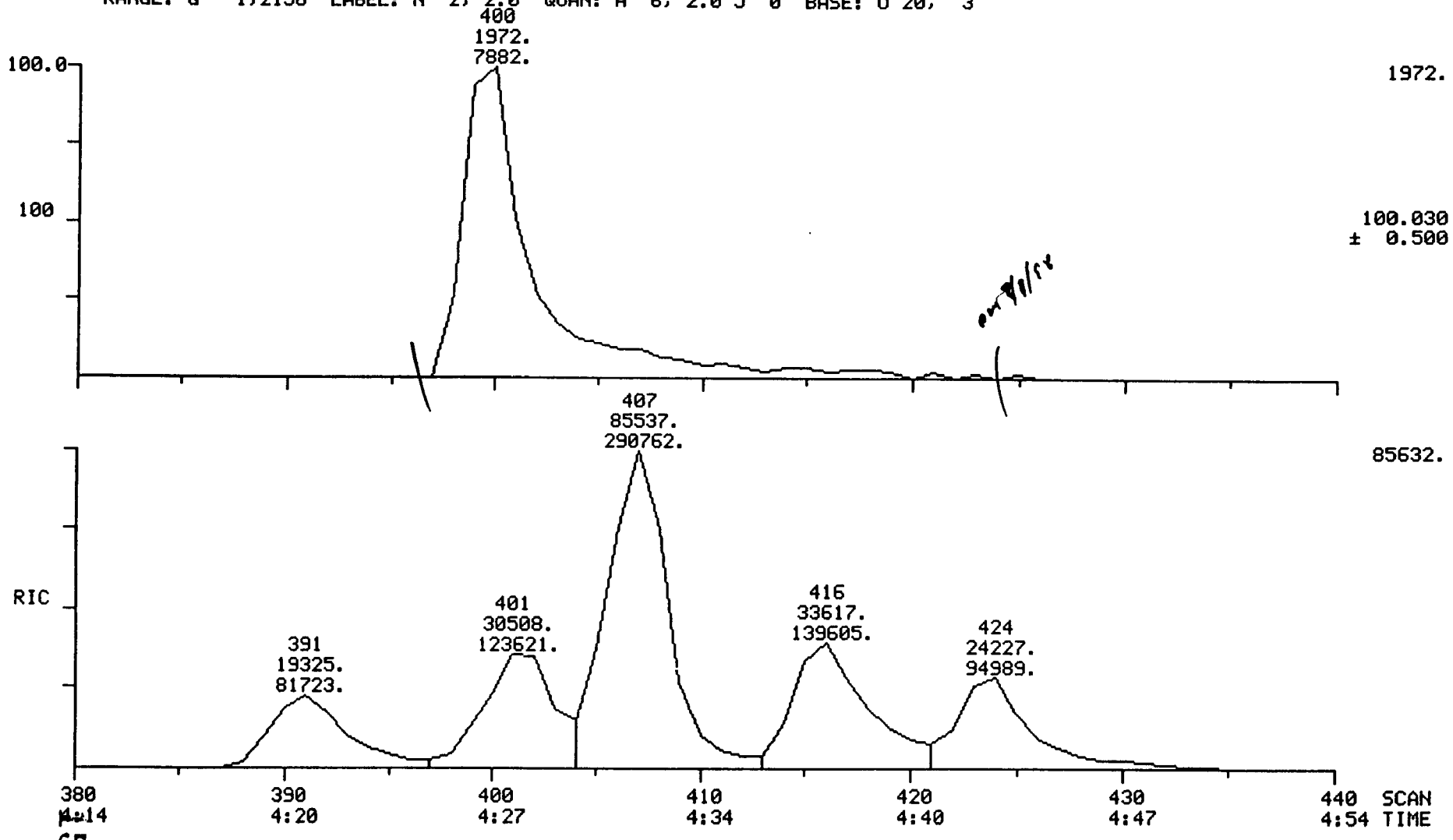

RIC+MASS CHROMATOGRAM
08/31/98 14:02:00
SAMPLE: 20UG/ML AP9 062598D
CONDS.: INST. ID: F16
RANGE: G 1,2158 LABEL: N 0, 2.0 QUAN: A 6, 2.0 J 0 BASE: U 20, 3

DATA: ST16980831C #1 SCANS 480 TO 800
CALI: ST16980831C #3

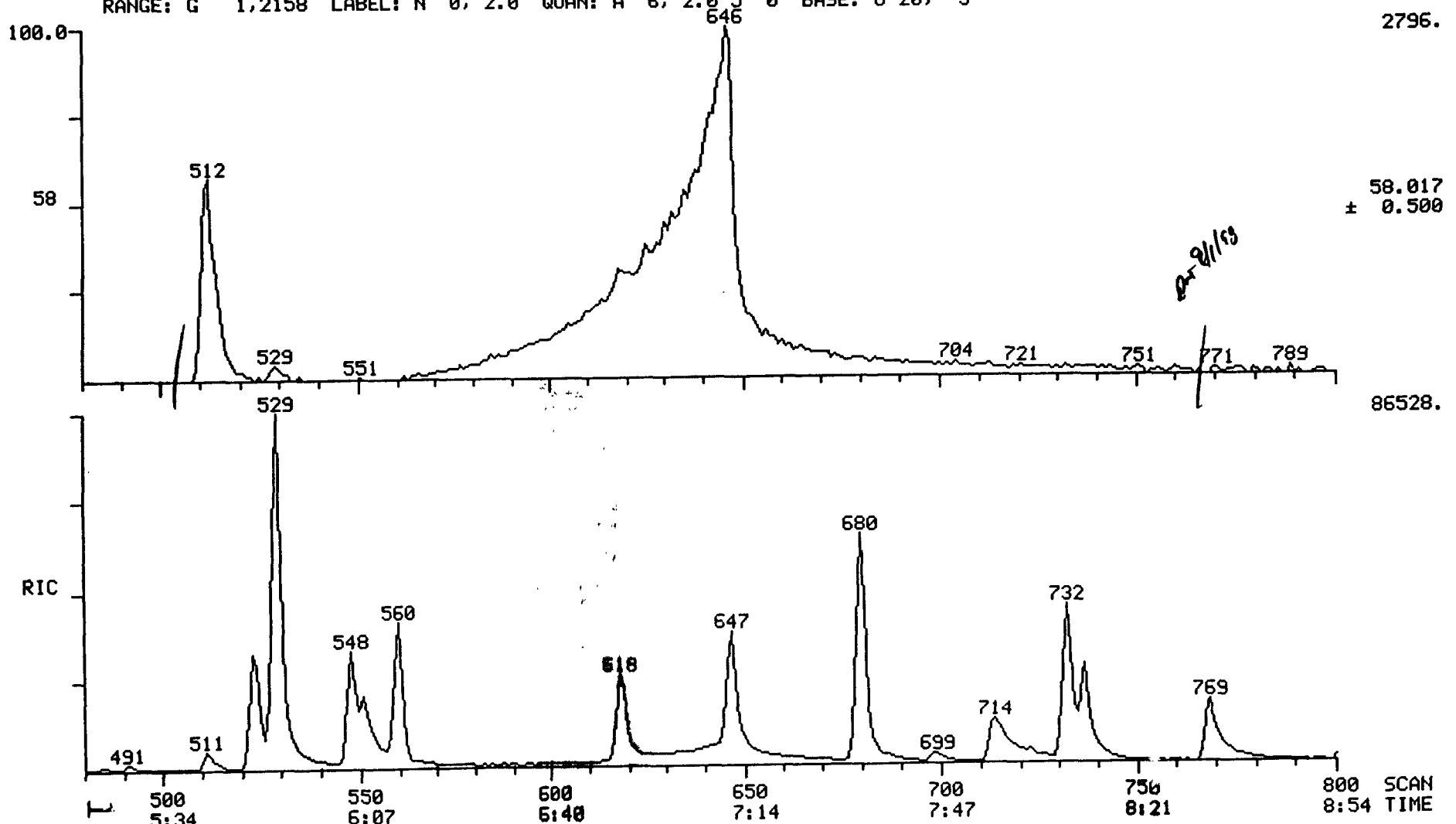

RIC+MASS CHROMATOGRAM DATA: ST16980831C #1 SCANS 600 TO 730
08/31/98 14:02:00 CALI: ST16980831C #3
SAMPLE: 20UG/ML AP9 062598D
CONDS.: INST. ID: F16
RANGE: G 1,2158 LABEL: N 0, 2.0 QUAN: A 6, 2.0 J 0 BASE: U 20, 3

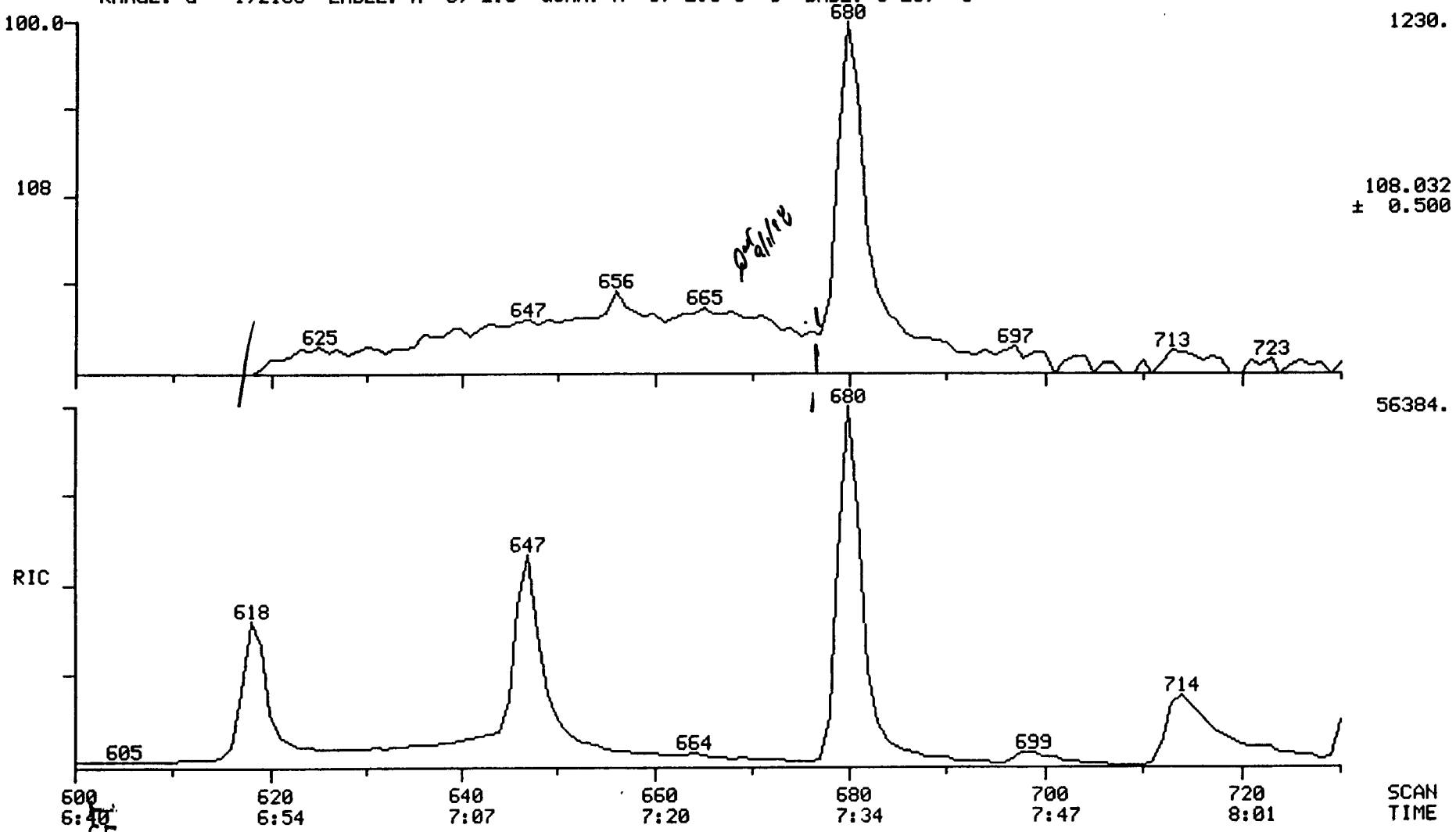

RIC+MASS CHROMATOGRAM DATA: ST16980831C #1 SCANS 1430 TO 1550
08/31/98 14:02:00 CALI: ST16980831C #3
SAMPLE: 20UG/ML AP9 062598D
CONDS.: INST. ID: F16
RANGE: G 1,2158 LABEL: N 0, 2.0 QUAN: A 6, 2.0 J 0 BASE: U 20, 3

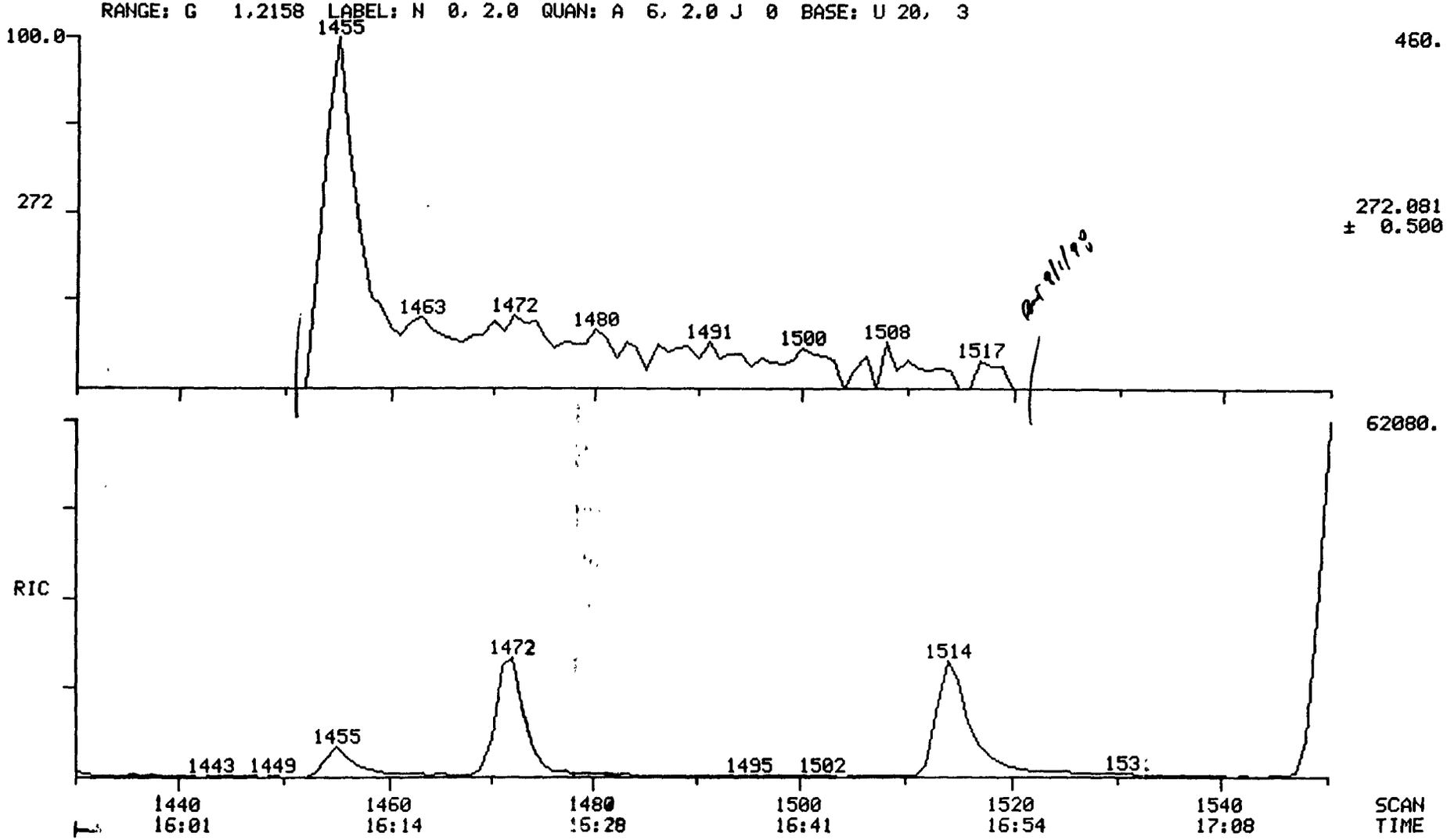

DATA FROM FILE: ST16980831D SCANS 230 TO 1200 ACQUIRED: 08/31/98 14:32:00
CALI: ST16980831D #3

SAMPLE: 50UG/ML AP9 062598E
CONDS.: INST. ID: F16



DATA FROM FILE: ST16980831D SCANS 1200 TO 2158 ACQUIRED: 08/31/98 14:32:00
CALI: ST16980831D #3

SAMPLE: 50UG/ML AP9 062598E
CONDS.: INST. ID: F16



uantitation Report File: ST16980831D

ata: ST16980831D.TI
3/31/98 14:32:00
ample: 50UG/ML AP9 062598E
onds.: INST. ID: F16
ormula: 1UL INJ. Instrument: F16 Weight: 0.000
ubmitted by: QES Analyst: DAT Acct. No.: FIN

MOUNT=AREA * REF AMNT/(REF AREA * RESP FACT)
esp. fac. from Library Entry

No	Name			
1	CI30 1,4-DICHLOROBENZENE-D4	152	IS1# 01	3855-82-1
2	CI40 NAPHTHALENE-D8	136	IS2# 01	1146-65-2
3	CI50 ACENAPHTHENE-D10	164	IS3# 01	15067-26-2
4	CI60 PHENANTHRENE-D10	188	IS4# 01	1517-22-2
5	CI70 CHRYSENE-D12	240	IS5# 01	1719-03-5
6	CI75 PERYLENE-D12	164	IS6# 01	1520-96-3
7	PYRIDINE	79	S1# 20	110-86-1
8	2-PICOLINE	93	S1# 30	109-06-8
9	N-NITROSOMETHYLETHYLAMINE	42	S1# 40	10595-95-6
10	METHYLMETHANESULFONATE	80	S1# 60	
11	N-NITROSODIETHYLAMINE	102	S1# 70	55-18-5
12	ETHYLMETHANE SULFONATE	79	S1# 85	66-27-3
13	PENTACHLOROETHANE	117	S1# 95	76-01-7
14	C361 ACETOPHENONE	105	S1#170	
15	N-NITROSOPYRROLIDINE	100	S1#175	930-55-2
16	N-NITROSOMORPHOLINE	56	S1#180	59-89-2
17	3-METHYL PHENOL	108	S1#182	
18	O-TOLUIDINE	106	S1#195	95-53-4
19	N-NITROSOPIPERIDINE	42	S2# 15	100-75-4
20	AA-DIMETHYLPHENETHYLAMINE	58	S2# 50	122-09-8
21	2,6-DICHLOROPHENOL	162	S2# 85	87-65-0
22	HEXACHLOROPROPENE	213	S2# 90	
23	P-PHENYLENE DIAMINE	108	S2#115	106-50-3
24	N-NITROSODI-N-BUTYLAMINE	84	S2#120	924-16-3
25	SAFROLE	152	S2#140	94-59-7
26	1,2,4,5-TETRACHLOROBENZENE	214	S3# 10	95-94-3
27	ISOSAFROLE (#1)	162	S3# 15	120-58-1
28	ISOSAFROLE (#2)	104	S3# 35	120-58-1
29	1-CHLORONAPHTHALENE	162	S3# 42	90-13-1
30	1,4-NAPHTHOQUINONE	158	S3# 50	130-15-4
31	1,3-DINITROBENZENE	168	S3# 60	99-65-0
32	PENTACHLOROBENZENE	250	S3#100	708-93-5
33	1-NAPHTHYLAMINE	143	S3#110	134-32-7
34	2-NAPHTHYLAMINE	143	S3#115	91-59-8
35	2,3,4,6-TETRACHLOROPHENOL	232	S3#120	58-90-2
36	5-NITRO-O-TOLUIDINE	152	S3#145	99-52-5
37	SYM-TRINITROBENZENE	75	S4# 25	
38	PHENACETIN	108	S4#35	62-44-2
39	DIALLATE	234	S4# 37	
40	4-AMINOBIPHENYL	169	S4# 45	92-67-1
41	PRONAMIDE	173	S4# 55	23950-58-5
42	PENTACHLORONITROBENZENE	237	S4# 60	82-68-8
43	2SECBUTYL-4,6-DINITROPHENOL	211	S4# 75	88-85-7
44	4-NITROQUINOLINE-1-OXIDE	190	S4#100	
45	METHAPYRILENE	58	S4#105	91-80-5
46	ISODRIN			
47	CHLOROBENZILATE	139	S4#120	

No	Name		
48	ARAMITE (#1)	185 S5# 20	140-57-8
49	ARAMITE (#2)	185 S5# 25	140-57-8
50	P-DIMETHYLAMINOAZOBENZENE	120 S5# 30	60-11-7

No	m/z	Scan	Time	Ref	RRT	Meth	Area(Hght)	Amount	%Tot
1	152	340	3:47	1	1.000	A BB	28687.	40.000 UG/ML	1.49
2	136	529	5:53	2	1.000	A BB	104087.	40.000 UG/ML	1.49
3	164	828	9:13	3	1.000	A BV	58806.	40.000 UG/ML	1.49
4	188	1086	12:05	4	1.000	A BB	103078.	40.000 UG/ML	1.49
5	240	1551	17:15	5	1.000	A VB	69225.	40.000 UG/ML	1.49
6	264	1782	19:49	6	1.000	A BB	57648.	40.000 UG/ML	1.49
7	79	103	1:09	1	0.303	A BB	56577.	50.000 UG/ML	1.86
8	93	145	1:37	1	0.426	A BB	57154.	50.000 UG/ML	1.86
9	42	157	1:45	1	0.462	A BB	29520.	50.000 UG/ML	1.86
10	80	182	2:01	1	0.535	A BB	24557.	50.000 UG/ML	1.86
11	102	217	2:25	1	0.638	A BB	18688.	50.000 UG/ML	1.86
12	79	254	2:50	1	0.747	A BB	40170.	50.000 UG/ML	1.86
13	117	302	3:22	1	0.888	A BB	21710.	50.000 UG/ML	1.86
14	105	403	4:29	1	1.185	A BV	70275.	50.000 UG/ML	1.86
15	100	402	4:28	1	1.182	A BB	20603.	50.000 UG/ML	1.86
16	56	409	4:33	1	1.203	A BB	29437.	50.000 UG/ML	1.86
17	108	417	4:38	1	1.226	A BB	83872.	50.000 UG/ML	1.86
18	106	407	4:32	1	1.197	A BB	79912.	50.000 UG/ML	1.86
19	42	449	5:00	2	0.849	A BB	42444.	50.000 UG/ML	1.86
20	58	685	7:37	2	1.295	qedt (1)	176012.	50.000 UG/ML	1.86
21	162	551	6:08	2	1.042	A BB	34375.	50.000 UG/ML	1.86
22	213	548	6:06	2	1.036	A BB	26126.	50.000 UG/ML	1.86
23	108	618	6:52	2	1.168	qedt (1)	21776.	50.000 UG/ML	1.86
24	84	619	6:53	2	1.170	A BB	27751.	50.000 UG/ML	1.86
25	162	647	7:12	2	1.223	A BB	32194.	50.000 UG/ML	1.86
26	214	680	7:34	3	0.821	A BB	31894.	50.000 UG/ML	1.86
27	162	698	7:46	3	0.843	A BB	3066.	50.000 UG/ML	1.86
28	104	737	8:12	3	0.890	A BB	14360.	50.000 UG/ML	1.86
29	162	732	8:09	3	0.884	A BV	82983.	50.000 UG/ML	1.86
30	158	769	8:33	3	0.929	A BB	31543.	50.000 UG/ML	1.86
31	168	802	8:55	3	0.969	A BB	14862.	50.000 UG/ML	1.86
32	250	857	9:32	3	1.035	A BB	35528.	50.000 UG/ML	1.86
33	143	882	9:49	3	1.065	A BB	65362.	50.000 UG/ML	1.86
34	143	897	9:59	3	1.083	A BB	76505.	50.000 UG/ML	1.86
35	232	895	9:57	3	1.081	A BB	22189.	50.000 UG/ML	1.86
36	152	938	10:26	3	1.133	A BB	27016.	50.000 UG/ML	1.86
37	75	1025	11:24	4	0.944	A BB	20893.	50.000 UG/ML	1.86
38	108	1032	11:29	4	0.950	A BB	41692.	50.000 UG/ML	1.86
39	234	1017	11:19	4	0.936	A BB	11272.	50.000 UG/ML	1.86
40	169	1068	11:53	4	0.983	A VB	85529.	50.000 UG/ML	1.86
41	173	1094	12:10	4	1.007	A BB	40637.	50.000 UG/ML	1.86
42	237	1060	11:47	4	0.976	A BB	10186.	50.000 UG/ML	1.86
43	211	1107	12:19	4	1.019	A BV	21220.	50.000 UG/ML	1.86
44	190	1235	13:44	4	1.137	A BB	9477.	50.000 UG/ML	1.86
45	58	1265	14:04	4	1.165	A BB	43644.	50.000 UG/ML	1.86
46	193	1270	14:08	4	1.169	A BB	16648.	50.000 UG/ML	1.86
47	139	1427	15:52	4	1.314	A BB	42346.	50.000 UG/ML	1.86
48	185	1399	15:34	5	0.902	A VB	5450.	50.000 UG/ML	1.86
49	185	1413	15:43	5	0.911	A BB	7782.	50.000 UG/ML	1.86
50	120	1411	15:42	5	0.910	A BB	36805.	50.000 UG/ML	1.86

No	Ret(L)	Ratio	RRT(L)	Ratio	Amnt	Amnt(L)	R.Fac	R.Fac(L)	Ratio
1	3:47	1.00	1.000	1.00	40.00	40.00	1.000	1.000	1.00
2	5:54	1.00	1.000	1.00	40.00	40.00	1.000	1.000	1.00
3	9:13	1.00	1.000	1.00	40.00	40.00	1.000	1.000	1.00
4	12:05	1.00	1.000	1.00	40.00	40.00	1.000	1.000	1.00
5	17:15	1.00	1.000	1.00	40.00	40.00	1.000	1.000	1.00
6	19:49	1.00	1.000	1.00	40.00	40.00	1.000	1.000	1.00
7	1:09	1.00	0.303	1.00	50.00	50.00	1.578	1.578	1.00
8	1:37	1.00	0.426	1.00	50.00	50.00	1.594	1.594	1.00
9	1:45	1.00	0.462	1.00	50.00	50.00	0.823	0.823	1.00
10	2:01	1.00	0.535	1.00	50.00	50.00	0.685	0.685	1.00
11	2:25	1.00	0.641	1.00	50.00	50.00	0.521	0.521	1.00
12	2:50	1.00	0.750	1.00	50.00	50.00	1.120	1.120	1.00
13	3:22	1.00	0.888	1.00	50.00	50.00	0.605	0.605	1.00
14	4:30	1.00	1.188	1.00	50.00	50.00	1.960	1.960	1.00
15	4:30	0.99	1.191	0.99	50.00	50.00	0.575	0.575	1.00
16	4:34	1.00	1.209	1.00	50.00	50.00	0.821	0.821	1.00
17	4:40	1.00	1.232	1.00	50.00	50.00	2.339	2.339	1.00
18	4:32	1.00	1.200	1.00	50.00	50.00	2.228	2.228	1.00
19	5:01	1.00	0.851	1.00	50.00	50.00	0.326	0.326	1.00
20	7:54	0.96	1.340	0.97	50.00	50.00	1.353	1.353	1.00
21	6:08	1.00	1.042	1.00	50.00	50.00	0.264	0.264	1.00
22	6:06	1.00	1.036	1.00	50.00	50.00	0.201	0.201	1.00
23	7:25	0.93	1.258	0.93	50.00	50.00	0.167	0.167	1.00
24	6:54	1.00	1.170	1.00	50.00	50.00	0.213	0.213	1.00
25	7:12	1.00	1.223	1.00	50.00	50.00	0.247	0.247	1.00
26	7:34	1.00	0.822	1.00	50.00	50.00	0.434	0.434	1.00
27	7:46	1.00	0.843	1.00	50.00	50.00	0.042	0.042	1.00
28	8:12	1.00	0.890	1.00	50.00	50.00	0.195	0.195	1.00
29	8:09	1.00	0.885	1.00	50.00	50.00	1.129	1.129	1.00
30	8:34	1.00	0.930	1.00	50.00	50.00	0.429	0.429	1.00
31	8:56	1.00	0.970	1.00	50.00	50.00	0.202	0.202	1.00
32	9:33	1.00	1.036	1.00	50.00	50.00	0.483	0.483	1.00
33	9:49	1.00	1.066	1.00	50.00	50.00	0.889	0.889	1.00
34	10:00	1.00	1.086	1.00	50.00	50.00	1.041	1.041	1.00
35	9:57	1.00	1.081	1.00	50.00	50.00	0.302	0.302	1.00
36	10:27	1.00	1.135	1.00	50.00	50.00	0.368	0.368	1.00
37	11:24	1.00	0.943	1.00	50.00	50.00	0.162	0.162	1.00
38	11:30	1.00	0.951	1.00	50.00	50.00	0.324	0.324	1.00
39	11:19	1.00	0.937	1.00	50.00	50.00	0.087	0.087	1.00
40	11:53	1.00	0.983	1.00	50.00	50.00	0.664	0.664	1.00
41	12:11	1.00	1.008	1.00	50.00	50.00	0.315	0.315	1.00
42	11:48	1.00	0.976	1.00	50.00	50.00	0.079	0.079	1.00
43	12:19	1.00	1.019	1.00	50.00	50.00	0.165	0.165	1.00
44	13:45	1.00	1.137	1.00	50.00	50.00	0.074	0.074	1.00
45	14:05	1.00	1.165	1.00	50.00	50.00	0.339	0.339	1.00
46	14:08	1.00	1.168	1.00	50.00	50.00	0.129	0.129	1.00
47	15:52	1.00	1.313	1.00	50.00	50.00	0.329	0.329	1.00
48	15:34	1.00	0.902	1.00	50.00	50.00	0.063	0.063	1.00
49	15:44	1.00	0.912	1.00	50.00	50.00	0.090	0.090	1.00
50	15:42	1.00	0.910	1.00	50.00	50.00	0.425	0.425	1.00

Quantitation Report File: ST16980831D

Data: ST16980831D.TI
08/31/98 14:32:00
Sample: 50UG/ML AP9 062598E
Conds.: INST. ID: F16
Formula: 1UL INJ. Instrument: F16 Weight: 0.000
Submitted by: QES Analyst: DAT Acct. No.: FIN

AMOUNT=AREA * REF AMNT/(REF AREA * RESP FACT)
Resp. fac. from Library Entry

No	Name			
51	3,3'-DIMETHYLBENZIDINE	212	S5# 35	
52	KEPONE	272	S5# 37	
53	2-ACETYLAMINOFLUORENE	181	S5# 45	53-96-3
54	3-METHYLCHOLANTHRENE	268	S5# 85	56-49-5
55	7,12-DIMETHYLBENZANTHRACENE	256	S6# 20	75-97-6
56	HEXACHLOROPHENE	196	S6# 30	70-30-4

No	m/z	Scan	Time	Ref	RRT	Meth	Area(Hght)	Amount	%Tot
51	212	1472	16:22	5	0.949	A BB	38968.	50.000 UG/ML	1.86
52	272	1472	16:22	5	0.949	qedt (2)	7520.	50.000 UG/ML	1.86
53	181	1515	16:51	5	0.977	A BB	38918.	50.000 UG/ML	1.86
54	268	1831	20:22	5	1.181	A BB	49854.	50.000 UG/ML	1.86
55	256	1730	19:15	6	0.971	A BB	44288.	50.000 UG/ML	1.86
56	NOT FOUND								

No	Ret(L)	Ratio	RRT(L)	Ratio	Amnt	Amnt(L)	R.Fac	R.Fac(L)	Ratio
51	16:22	1.00	0.949	1.00	50.00	50.00	0.450	0.450	1.00
52	16:13	1.01	0.940	1.01	50.00	50.00	0.087	0.087	1.00
53	16:52	1.00	0.977	1.00	50.00	50.00	0.450	0.450	1.00
54	20:23	1.00	1.181	1.00	50.00	50.00	0.576	0.576	1.00
55	19:15	1.00	0.971	1.00	50.00	50.00	0.615	0.615	1.00
56	21:11		0.992						

MANUAL EDIT CODES
1. PEAK NOT FOUND
2. POOR CHROMATOGRAPHY
3. WRONG ISOMER
ALL MANUAL EDITS MUST BE
INITIALED, DATED, AND CODED

RIC+MASS CHROMATOGRAM
08/31/98 14:32:00
SAMPLE: 50UG/ML AP9 062598E
CONDS.: INST. ID: F16
RANGE: G 1,2158 LABEL: N 0, 2.0 QUAN: A 6, 2.0 J 0 BASE: U 20, 3

DATA: ST16980831D #1 SCANS 480 TO 800
CALI: ST16980831D #3

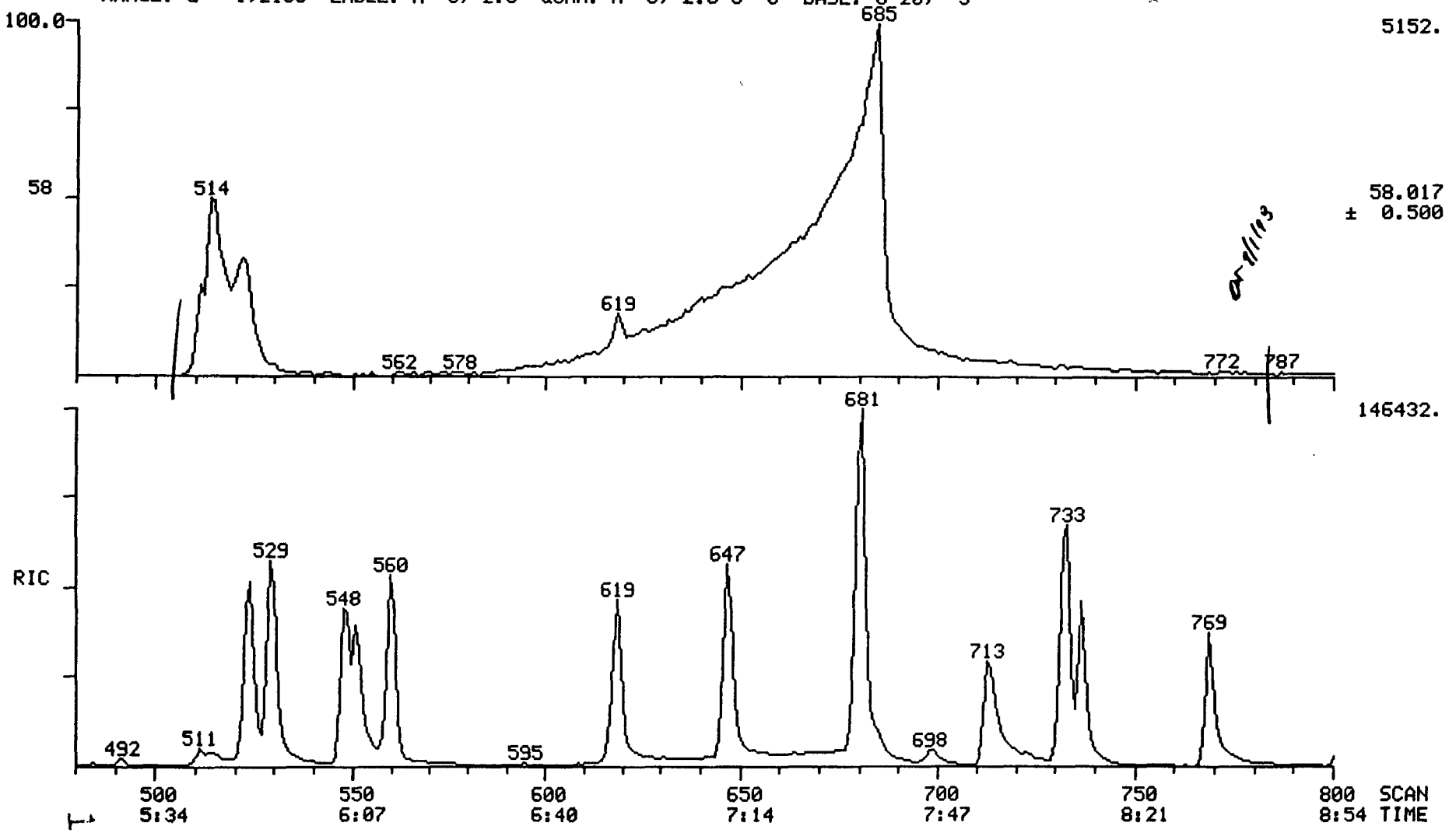

1562

RIC+MASS CHROMATOGRAM DATA: ST16980831D #1 SCANS 590 TO 720
08/31/98 14:32:00 CALI: ST16980831D #3
SAMPLE: 50UG/ML AP9 062598E
CONDS.: INST. ID: F16
RANGE: G 1,2158 LABEL: N 0, 2.0 QUAN: A 6, 2.0 J 0 BASE: U 20, 3

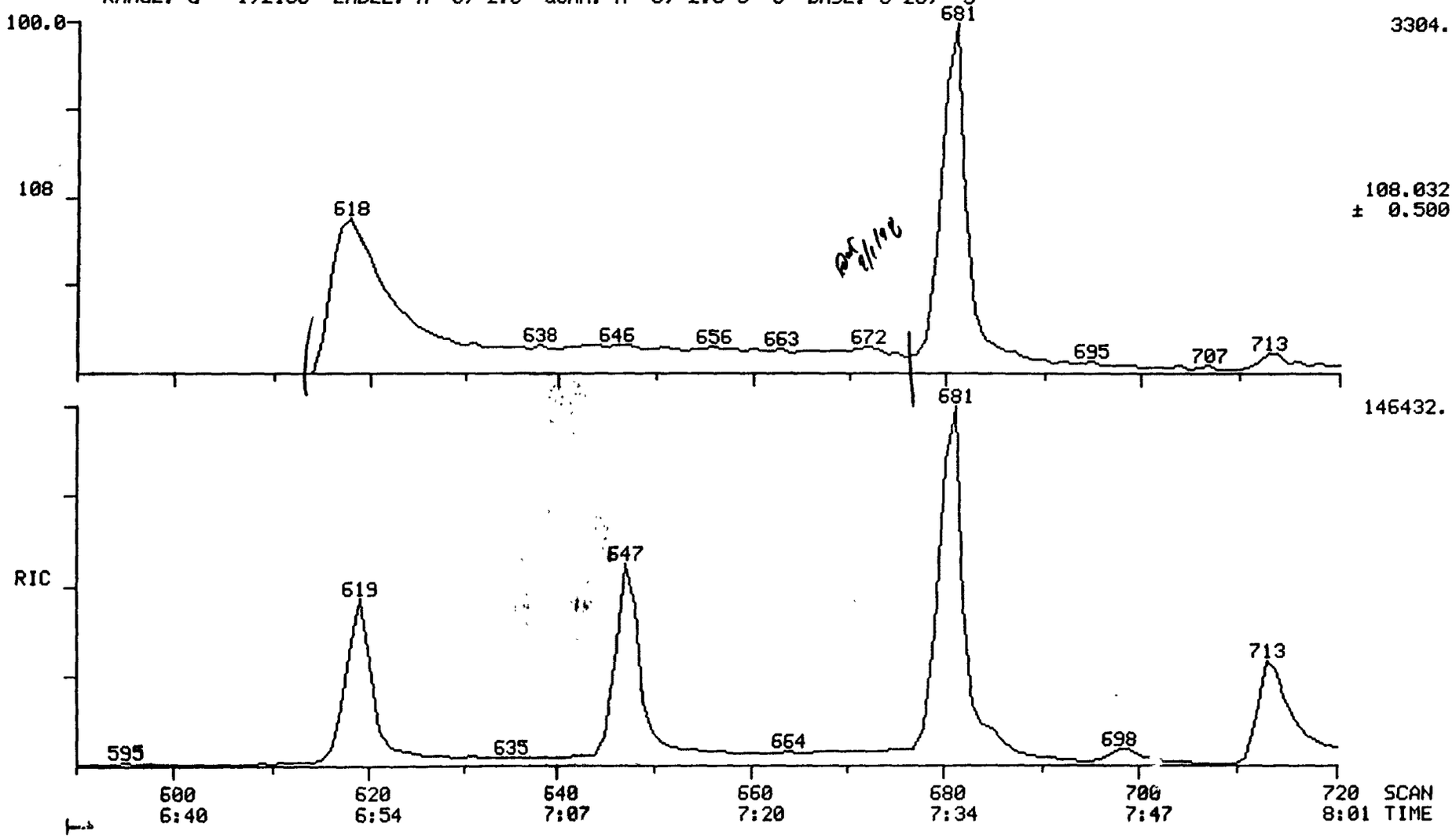

F-5

RIC+MASS CHROMATOGRAM
08/31/98 14:32:00
SAMPLE: 50UG/ML AP9 062598E
CONDS.: INST. ID: F16
RANGE: G 1,2158 LABEL: N 0, 2.0 QUAN: A 6, 2.0 J 0 BASE: U 20, 3

DATA: ST16980831D #1 SCANS 1430 TO 1560
CALI: ST16980831D #3

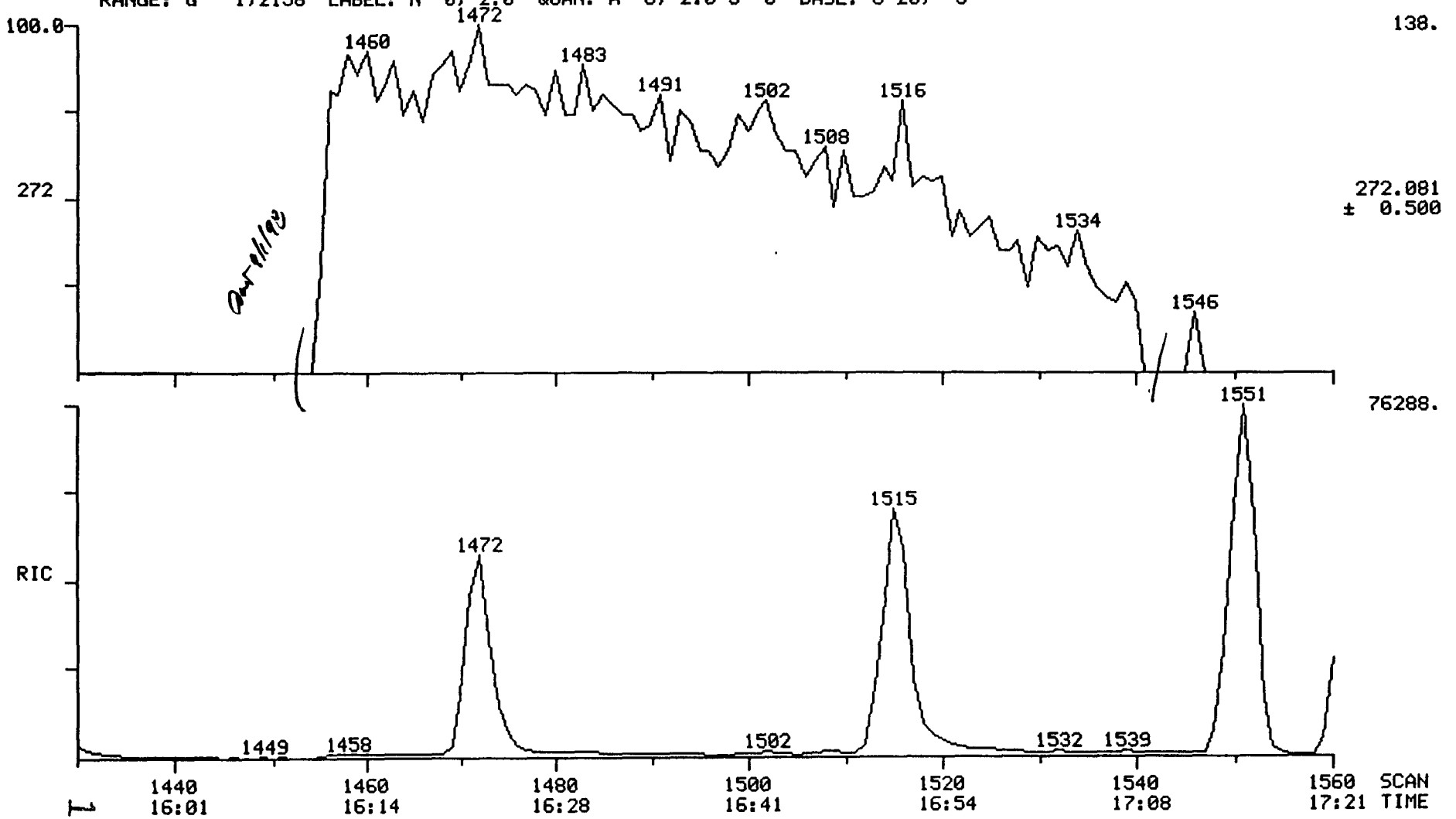

Ant 9/1/98

15.(5)

DATA FROM FILE: ST16980831A SCANS 230 TO 1200 ACQUIRED: 08/31/98 13:07:00
CALI: ST16980831A #3
SAMPLE: 80UG/ML AP9 062598F
CONDS.: INST. ID: F16



DATA FROM FILE: ST16980831A SCANS 1200 TO 2158 ACQUIRED: 08/31/98 13:07:00
CALI: ST16980831A #3

SAMPLE: 80UG/ML AP9 062598F
CONDS.: INST. ID: F16

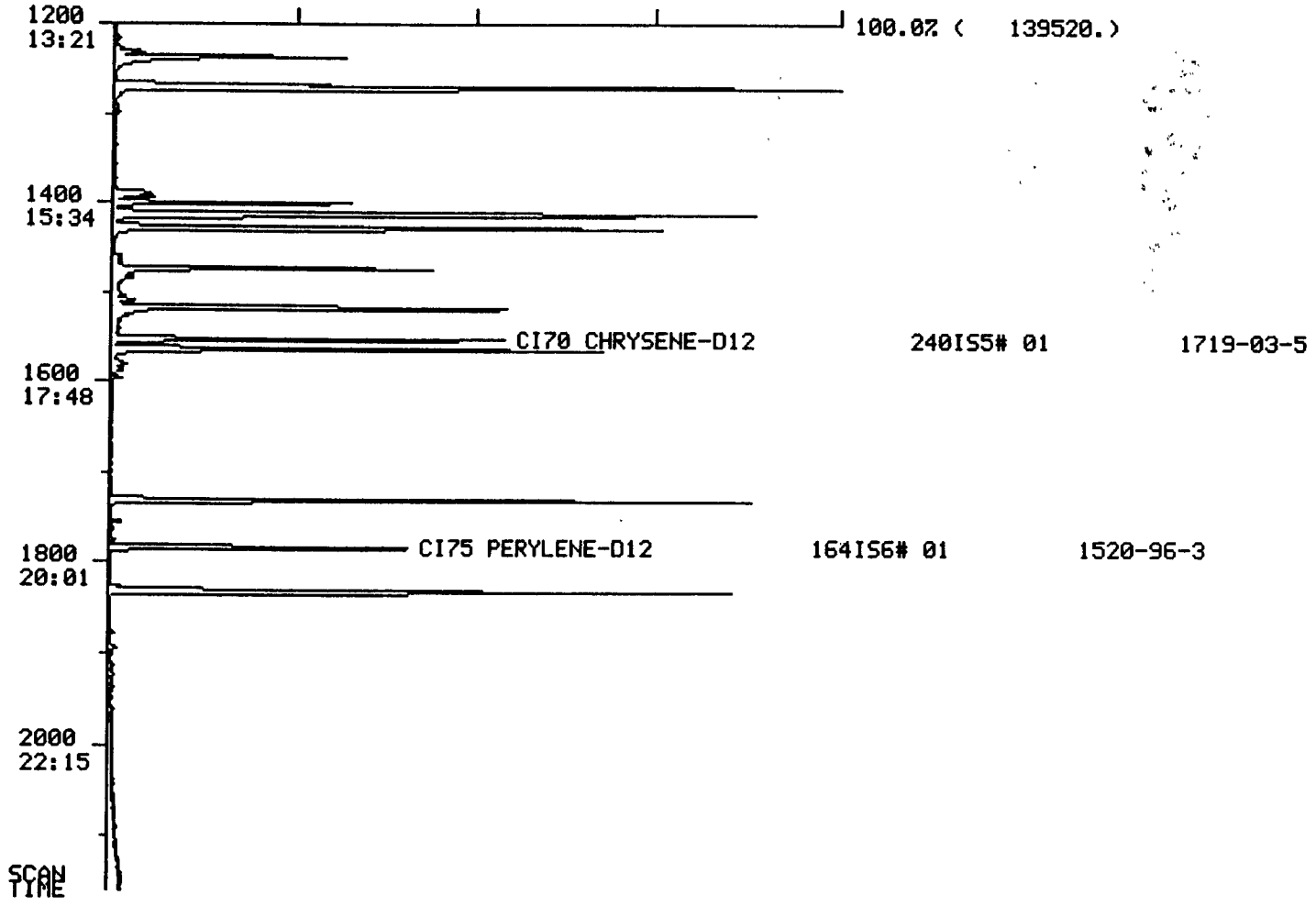

1503

Quantitation Report File: ST16980831A

Data: ST16980831A.TI
08/31/98 13:07:00
Sample: 80UG/ML AP9 062598F
Conds.: INST. ID: F16
Formula: 1UL INJ. Instrument: F16 Weight: 0.000
Submitted by: QES Analyst: DAT Acct. No.: FIN

AMOUNT=AREA * REF AMNT/(REF AREA * RESP FACT)
Resp. fac. from Library Entry

No	Name			
1	CI30 1,4-DICHLOROBENZENE-D4	152	IS1# 01	3855-82-1
2	CI40 NAPHTHALENE-D8	136	IS2# 01	1146-65-2
3	CI50 ACENAPHTHENE-D10	164	IS3# 01	15067-26-2
4	CI60 PHENANTHRENE-D10	188	IS4# 01	1517-22-2
5	CI70 CHRYSENE-D12	240	IS5# 01	1719-03-5
6	CI75 PERYLENE-D12	164	IS6# 01	1520-96-3
7	PYRIDINE	79	S1# 20	110-86-1
8	2-PICOLINE	93	S1# 30	109-06-8
9	N-NITROSOMETHYLETHYLAMINE	42	S1# 40	10595-95-6
10	METHYLMETHANESULFONATE	80	S1# 60	
11	N-NITROSODIETHYLAMINE	102	S1# 70	55-18-5
12	ETHYLMETHANE SULFONATE	79	S1# 85	66-27-3
13	PENTACHLOROETHANE	117	S1# 95	76-01-7
14	C361 ACETOPHENONE	105	S1#170	
15	N-NITROSOPYRROLIDINE	100	S1#175	930-55-2
16	N-NITROSOMORPHOLINE	56	S1#180	59-89-2
17	3-METHYL PHENOL	108	S1#182	
18	O-TOLUIDINE	106	S1#195	95-53-4
19	N-NITROSOPIPERIDINE	42	S2# 15	100-75-4
20	AA-DIMETHYLPHENETHYLAMINE	58	S2# 50	122-09-8
21	2,6-DICHLOROPHENOL	162	S2# 85	87-65-0
22	HEXACHLOROPROPENE	213	S2# 90	
23	P-PHENYLENE DIAMINE	108	S2#115	106-50-3
24	N-NITROSODI-N-BUTYLAMINE	84	S2#120	924-16-3
25	SAFROLE	152	S2#140	94-59-7
26	1,2,4,5-TETRACHLOROBENZENE	214	S3# 10	95-94-3
27	ISOSAFROLE (#1)	162	S3# 15	120-58-1
28	ISOSAFROLE (#2)	104	S3# 35	120-58-1
29	1-CHLORONAPHTHALENE	162	S3# 42	90-13-1
30	1,4-NAPHTHOQUINONE	158	S3# 50	130-15-4
31	1,3-DINITROBENZENE	168	S3# 60	99-65-0
32	PENTACHLOROBENZENE	250	S3#100	708-93-5
33	1-NAPHTHYLAMINE	143	S3#110	134-32-7
34	2-NAPHTHYLAMINE	143	S3#115	91-59-8
35	2,3,4,6-TETRACHLOROPHENOL	232	S3#120	58-90-2
36	5-NITRO-O-TOLUIDINE	152	S3#145	99-52-5
37	SYM-TRINITROBENZENE	75	S4# 25	
38	PHENACETIN	108	S4#35	62-44-2
39	DIALLATE	234	S4# 37	
40	4-AMINOBIPHENYL	169	S4# 45	92-67-1
41	PRONAMIDE	173	S4# 55	23950-58-5
42	PENTACHLORONITROBENZENE	237	S4# 60	82-68-8
43	2SECBUTYL-4,6-DINITROPHENOL	211	S4# 75	88-85-7
44	4-NITROQUINOLINE-1-OXIDE	190	S4#100	
45	METHAPYRILENE	58	S4#105	91-80-5
46	ISODRIN			
47	CHLOROBENZILATE	139	S4#120	

o	Name		
8	ARAMITE (#1)	185 S5# 20	140-57-8
9	ARAMITE (#2)	185 S5# 25	140-57-8
0	P-DIMETHYLAMINOAZOBENZENE	120 S5# 30	60-11-7

o	m/z	Scan	Time	Ref	RRT	Meth	Area(Hght)	Amount	%Tot
1	152	340	3:47	1	1.000	A BB	29680.	40.000 UG/ML	0.96
2	136	530	5:54	2	1.000	A BB	108356.	40.000 UG/ML	0.96
3	164	828	9:13	3	1.000	A BB	60104.	40.000 UG/ML	0.96
4	188	1087	12:05	4	1.000	A BB	107988.	40.000 UG/ML	0.96
5	240	1551	17:15	5	1.000	A BV	69686.	40.000 UG/ML	0.96
6	264	1782	19:49	6	1.000	A BB	54786.	40.000 UG/ML	0.96
7	79	103	1:09	1	0.303	A BB	94198.	80.000 UG/ML	1.92
8	93	145	1:37	1	0.426	A BB	93595.	80.000 UG/ML	1.92
9	42	157	1:45	1	0.462	A BB	51975.	80.000 UG/ML	1.92
0	80	182	2:01	1	0.535	A BB	35745.	80.000 UG/ML	1.92
1	102	218	2:25	1	0.641	A BB	32568.	80.000 UG/ML	1.92
2	79	255	2:50	1	0.750	A BB	69355.	80.000 UG/ML	1.92
3	117	302	3:22	1	0.888	A BB	35884.	80.000 UG/ML	1.92
4	105	404	4:30	1	1.188	A BB	115427.	80.000 UG/ML	1.92
5	100	405	4:30	1	1.191	A BB	33375.	80.000 UG/ML	1.92
6	56	411	4:34	1	1.209	A BV	47803.	80.000 UG/ML	1.92
7	108	419	4:40	1	1.232	A BB	142918.	80.000 UG/ML	1.92
8	106	408	4:32	1	1.200	A BB	126404.	80.000 UG/ML	1.92
9	42	451	5:01	2	0.851	A BV	70838.	80.000 UG/ML	1.92
0	58	710	7:54	2	1.340	qedt	224618.	80.000 UG/ML	1.92
1	162	552	6:08	2	1.042	A BB	60603.	80.000 UG/ML	1.92
2	213	549	6:06	2	1.036	A BB	42724.	80.000 UG/ML	1.92
3	108	667	7:25	2	1.258	qedt	8144.	80.000 UG/ML	1.92
4	84	620	6:54	2	1.170	A BB	48711.	80.000 UG/ML	1.92
5	162	648	7:12	2	1.223	A BB	54270.	80.000 UG/ML	1.92
6	214	681	7:34	3	0.822	A BB	51722.	80.000 UG/ML	1.92
7	162	698	7:46	3	0.843	A BB	5166.	80.000 UG/ML	1.92
8	104	737	8:12	3	0.890	A BB	23560.	80.000 UG/ML	1.92
9	162	733	8:09	3	0.885	A BB	183709.	80.000 UG/ML	1.92
1	158	770	8:34	3	0.930	A BB	53790.	80.000 UG/ML	1.92
	168	803	8:56	3	0.970	A BB	25287.	80.000 UG/ML	1.92
2	250	858	9:33	3	1.036	A BB	59261.	80.000 UG/ML	1.92
3	143	883	9:49	3	1.066	A BB	91990.	80.000 UG/ML	1.92
	143	899	10:00	3	1.086	A BB	119758.	80.000 UG/ML	1.92
	232	895	9:57	3	1.081	A BB	37212.	80.000 UG/ML	1.92
6	152	940	10:27	3	1.135	A BB	45826.	80.000 UG/ML	1.92
7	75	1025	11:24	4	0.943	A VB	37064.	80.000 UG/ML	1.92
8	108	1034	11:30	4	0.951	A BB	68243.	80.000 UG/ML	1.92
9	234	1018	11:19	4	0.937	A BV	19166.	80.000 UG/ML	1.92
	169	1069	11:53	4	0.983	A BB	130115.	80.000 UG/ML	1.92
	173	1096	12:11	4	1.008	A BB	65067.	80.000 UG/ML	1.92
	237	1061	11:48	4	0.976	A BB	17138.	80.000 UG/ML	1.92
	211	1108	12:19	4	1.019	A VB	35264.	80.000 UG/ML	1.92
	190	1236	13:45	4	1.137	A BB	16496.	80.000 UG/ML	1.92
	58	1266	14:05	4	1.165	A BB	44262.	80.000 UG/ML	1.92
	193	1270	14:08	4	1.168	A BV	27606.	80.000 UG/ML	1.92
	139	1427	15:52	4	1.313	A BB	66594.	80.000 UG/ML	1.92
	185	1399	15:34	5	0.902	A BB	8471.	80.000 UG/ML	1.92
	185	1414	15:44	5	0.912	A BB	12567.	80.000 UG/ML	1.92
	120	1412	15:42	5	0.910	A VB	58473.	80.000 UG/ML	1.92

No	Ret(L)	Ratio	RRT(L)	Ratio	Amnt	Amnt(L)	R.Fac	R.Fac(L)	Ratio
1	3:47	1.00	1.000	1.00	40.00	40.00	1.000	1.000	1.00
2	5:54	1.00	1.000	1.00	40.00	40.00	1.000	1.000	1.00
3	9:13	1.00	1.000	1.00	40.00	40.00	1.000	1.000	1.00
4	12:05	1.00	1.000	1.00	40.00	40.00	1.000	1.000	1.00
5	17:15	1.00	1.000	1.00	40.00	40.00	1.000	1.000	1.00
6	19:49	1.00	1.000	1.00	40.00	40.00	1.000	1.000	1.00
7	1:09	1.00	0.303	1.00	80.00	80.00	1.587	1.587	1.00
8	1:37	1.00	0.426	1.00	80.00	80.00	1.577	1.577	1.00
9	1:45	1.00	0.462	1.00	80.00	80.00	0.876	0.876	1.00
10	2:01	1.00	0.535	1.00	80.00	80.00	0.602	0.602	1.00
11	2:25	1.00	0.641	1.00	80.00	80.00	0.549	0.549	1.00
12	2:50	1.00	0.750	1.00	80.00	80.00	1.168	1.168	1.00
13	3:22	1.00	0.888	1.00	80.00	80.00	0.605	0.605	1.00
14	4:30	1.00	1.188	1.00	80.00	80.00	1.945	1.945	1.00
15	4:30	1.00	1.191	1.00	80.00	80.00	0.562	0.562	1.00
16	4:34	1.00	1.209	1.00	80.00	80.00	0.805	0.805	1.00
17	4:40	1.00	1.232	1.00	80.00	80.00	2.408	2.408	1.00
18	4:32	1.00	1.200	1.00	80.00	80.00	2.129	2.129	1.00
19	5:01	1.00	0.851	1.00	80.00	80.00	0.327	0.327	1.00
20	7:54	1.00	1.340	1.00	80.00	80.00	1.036	1.036	1.00
21	6:08	1.00	1.042	1.00	80.00	80.00	0.280	0.280	1.00
22	6:06	1.00	1.036	1.00	80.00	80.00	0.197	0.197	1.00
23	7:25	1.00	1.258	1.00	80.00	80.00	0.038	0.038	1.00
24	6:54	1.00	1.170	1.00	80.00	80.00	0.225	0.225	1.00
25	7:12	1.00	1.223	1.00	80.00	80.00	0.250	0.250	1.00
26	7:34	1.00	0.822	1.00	80.00	80.00	0.430	0.430	1.00
27	7:46	1.00	0.843	1.00	80.00	80.00	0.043	0.043	1.00
28	8:12	1.00	0.890	1.00	80.00	80.00	0.196	0.196	1.00
29	8:09	1.00	0.885	1.00	80.00	80.00	1.528	1.528	1.00
30	8:34	1.00	0.930	1.00	80.00	80.00	0.447	0.447	1.00
31	8:56	1.00	0.970	1.00	80.00	80.00	0.210	0.210	1.00
32	9:33	1.00	1.036	1.00	80.00	80.00	0.493	0.493	1.00
33	9:49	1.00	1.066	1.00	80.00	80.00	0.765	0.765	1.00
34	10:00	1.00	1.086	1.00	80.00	80.00	0.996	0.996	1.00
35	9:57	1.00	1.081	1.00	80.00	80.00	0.310	0.310	1.00
36	10:27	1.00	1.135	1.00	80.00	80.00	0.381	0.381	1.00
37	11:24	1.00	0.943	1.00	80.00	80.00	0.172	0.172	1.00
38	11:30	1.00	0.951	1.00	80.00	80.00	0.316	0.316	1.00
39	11:19	1.00	0.937	1.00	80.00	80.00	0.089	0.089	1.00
40	11:53	1.00	0.983	1.00	80.00	80.00	0.602	0.602	1.00
41	12:11	1.00	1.008	1.00	80.00	80.00	0.301	0.301	1.00
42	11:48	1.00	0.976	1.00	80.00	80.00	0.079	0.079	1.00
43	12:19	1.00	1.019	1.00	80.00	80.00	0.163	0.163	1.00
44	13:45	1.00	1.137	1.00	80.00	80.00	0.076	0.076	1.00
45	14:05	1.00	1.165	1.00	80.00	80.00	0.205	0.205	1.00
46	14:08	1.00	1.168	1.00	80.00	80.00	0.128	0.128	1.00
47	15:52	1.00	1.313	1.00	80.00	80.00	0.308	0.308	1.00
48	15:34	1.00	0.902	1.00	80.00	80.00	0.061	0.061	1.00
49	15:44	1.00	0.912	1.00	80.00	80.00	0.090	0.090	1.00
50	15:42	1.00	0.910	1.00	80.00	80.00	0.420	0.420	1.00

uantitation Report File: ST16980831A

ata: ST16980831A.TI
3/31/98 13:07:00
ample: 80UG/ML AP9 062598F
onds.: INST. ID: F16
ormula: 1UL INJ. Instrument: F16 Weight: 0.000
ubmitted by: QES Analyst: DAT Acct. No.: FIN

MOUNT=AREA * REF AMNT/(REF AREA * RESP FACT)
esp. fac. from Library Entry

lo	Name			
1	3,3'-DIMETHYLBENZIDINE	212	S5# 35	
2	KEPONE	272	S5# 37	
3	2-ACETYLAMINOFLUORENE	181	S5# 45	53-96-3
4	3-METHYLCHOLANTHRENE	268	S5# 85	56-49-5
5	7,12-DIMETHYLBENZANTHRACENE	256	S6# 20	75-97-6
6	HEXACHLOROPHENE	196	S6# 30	70-30-4

lo	m/z	Scan	Time	Ref	RRT	Meth	Area(Hght)	Amount	%Tot
1	212	1472	16:22	5	0.949	A BB	56612.	80.000 UG/ML	1.92
2	272	1458	16:13	5	0.940	qedt (2)	12434.	80.000 UG/ML	1.92
3	181	1516	16:52	5	0.977	A BB	61022.	80.000 UG/ML	1.92
4	268	1832	20:23	5	1.181	A BB	76474.	80.000 UG/ML	1.92
5	256	1731	19:15	6	0.971	A BB	66838.	80.000 UG/ML	1.92
6	NOT FOUND								

o	Ret(L)	Ratio	RRT(L)	Ratio	Amnt	Amnt(L)	R.Fac	R.Fac(L)	Ratio
1	16:22	1.00	0.949	1.00	80.00	80.00	0.406	0.406	1.00
2	16:13	1.00	0.940	1.00	80.00	80.00	0.089	0.089	1.00
3	16:52	1.00	0.977	1.00	80.00	80.00	0.438	0.438	1.00
4	20:23	1.00	1.181	1.00	80.00	80.00	0.549	0.549	1.00
5	19:15	1.00	0.971	1.00	80.00	80.00	0.610	0.610	1.00
6	21:11		0.992						

ANUAL EDIT CODES
1. PEAK NOT FOUND
2. POOR CHROMATOGRAPH.
3. WRONG ISOMER
LL MANUAL EDITS MUST BE
TIALED, DATED, AND CODED

RIC+MASS CHROMATOGRAM DATA: ST16980831A #1 SCANS 480 TO 850
08/31/98 13:07:00 CALI: ST16980831A #3
SAMPLE: 80UG/ML AP9 062598F
CONDS.: INST. ID: F16
RANGE: G 1,2158 LABEL: N 0, 2.0 QUAN: A 6, 2.0 J 0 BASE: U 20, 3

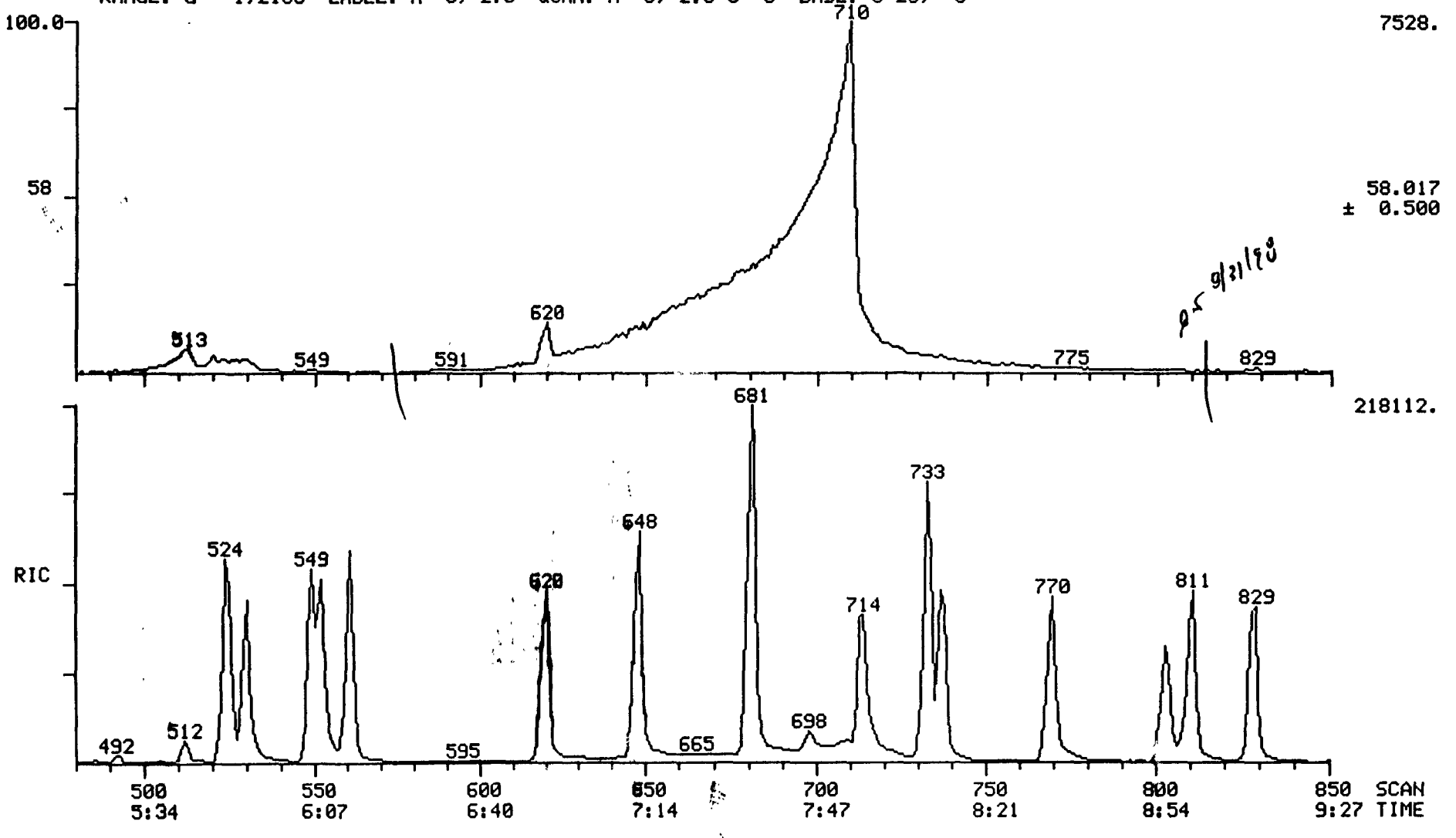

RIC+MASS CHROMATOGRAM DATA: ST16980831A #1 SCANS 600 TO 800
08/31/98 13:07:00 CALI: ST16980831A #3
SAMPLE: 80UG/ML AP9 062598F
CONDS.: INST. ID: F16
RANGE: G 1,2158 LABEL: N 0, 2.0 QUAN: A 6, 2.0 J 0 BASE: U 20, 3

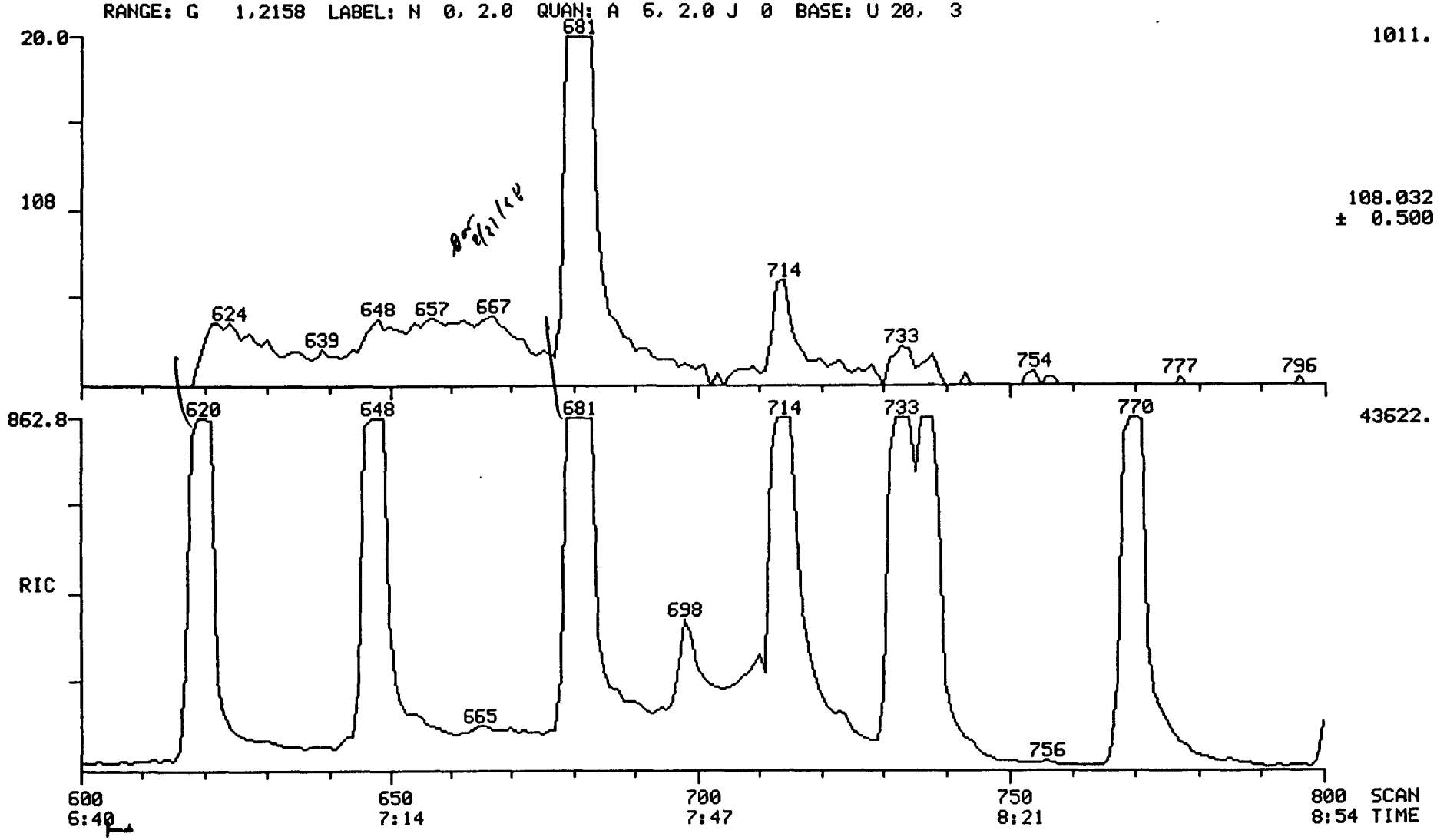

1572

RIC+MASS CHROMATOGRAM DATA: ST16980831A #1 SCANS 1440 TO 1590
08/31/98 13:07:00 CALI: ST16980831A #3
SAMPLE: 80UG/ML AP9 062598F
CONDS.: INST. ID: F16
RANGE: G 1,2158 LABEL: N 0, 2.0 QUAN: A 6, 2.0 J 0 BASE: U 20, 3

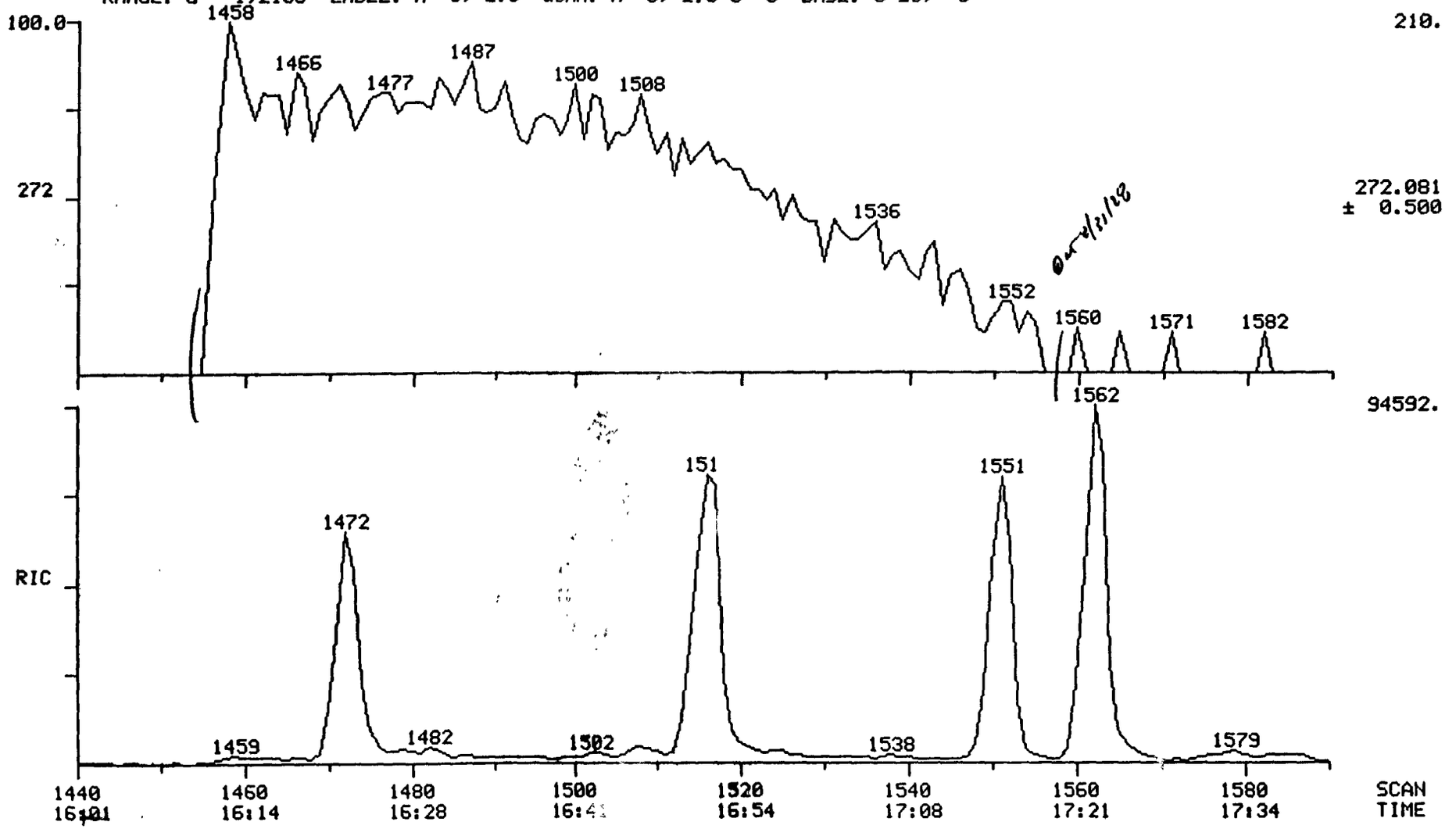

DATA FROM FILE: ST16980831E SCANS 230 TO 1200 ACQUIRED: 08/31/98 15:02:00
CALI: ST16980831E #3

SAMPLE: 120UG/ML AP9 062598G
CONDS.: INST. ID: F16



15/14

DATA FROM FILE: ST16980831E SCANS 1200 TO 2158 ACQUIRED: 08/31/98 15:02:00
CALI: ST16980831E #3

SAMPLE: 120UG/ML AP9 062598G
CONDS.: INST. ID: F16

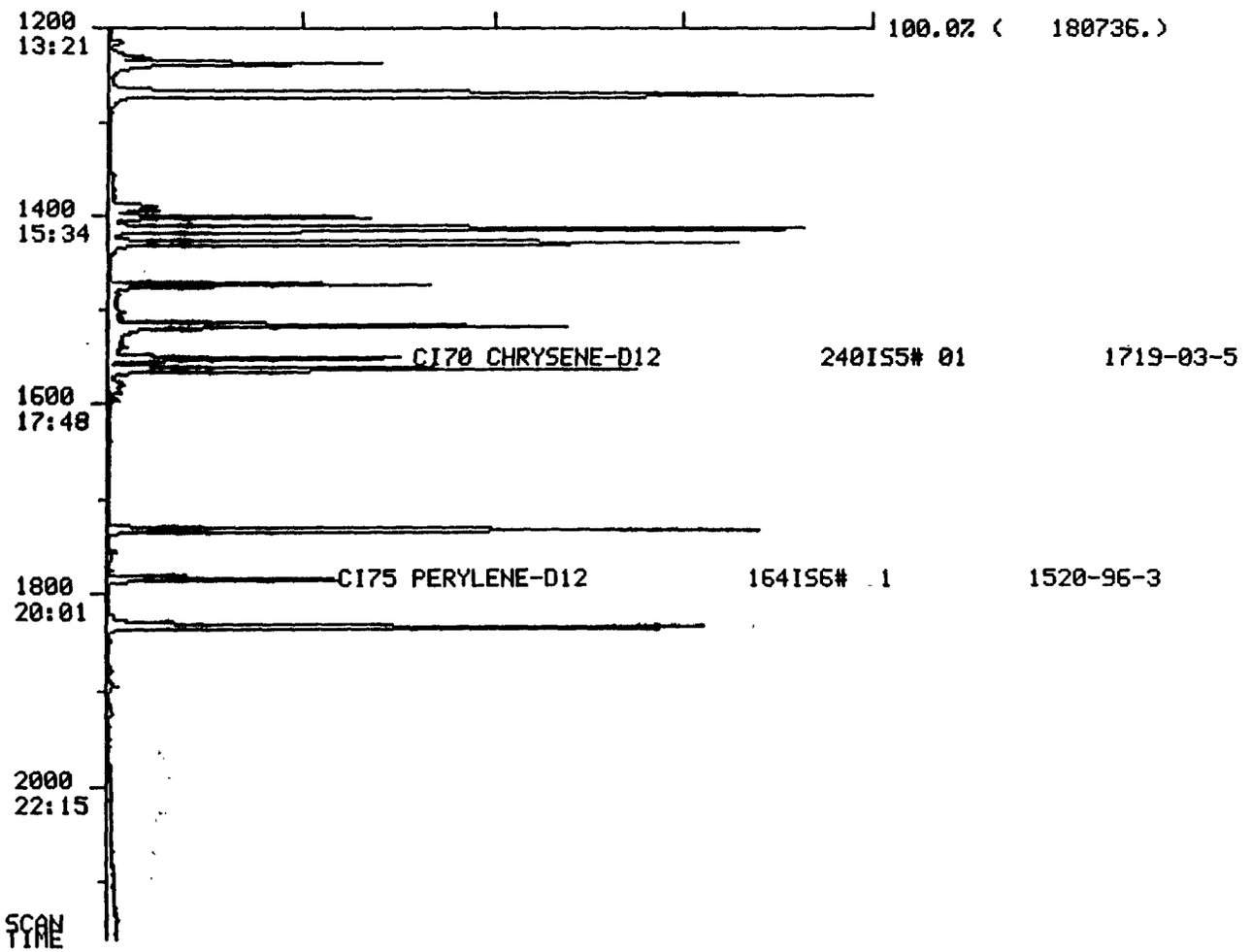

15-1

uantitation Report File: ST16980831E

ata: ST16980831E.TI
3/31/98 15:02:00
ample: 120UG/ML AP9 062598G
onds.: INST. ID: F16
ormula: 1UL INJ. Instrument: F16 Weight: 0.000
ubmitted by: QES Analyst: DAT Acct. No.: FIN

OUNT=AREA * REF AMNT/(REF AREA * RESP FACT)
esp. fac. from Library Entry

lo	Name			
1	C130 1,4-DICHLOROBENZENE-D4	152	IS1# 01	3855-82-1
2	C140 NAPHTHALENE-D8	136	IS2# 01	1146-65-2
3	C150 ACENAPHTHENE-D10	164	IS3# 01	15067-26-2
4	C160 PHENANTHRENE-D10	188	IS4# 01	1517-22-2
5	C170 CHRYSENE-D12	240	IS5# 01	1719-03-5
6	C175 PERYLENE-D12	164	IS6# 01	1520-96-3
7	PYRIDINE	79	S1# 20	110-86-1
8	2-PICOLINE	93	S1# 30	109-06-8
9	N-NITROSOMETHYLETHYLAMINE	42	S1# 40	10595-95-6
0	METHYLMETHANESULFONATE	80	S1# 60	
1	N-NITROSODIETHYLAMINE	102	S1# 70	55-18-5
2	ETHYLMETHANE SULFONATE	79	S1# 85	66-27-3
3	PENTACHLOROETHANE	117	S1# 95	76-01-7
4	C361 ACETOPHENONE	105	S1#170	
5	N-NITROSOPYRROLIDINE	100	S1#175	930-55-2
6	N-NITROSOMORPHOLINE	56	S1#180	59-89-2
7	3-METHYL PHENOL	108	S1#182	
8	O-TOLUIDINE	106	S1#195	95-53-4
9	N-NITROSOPIPERIDINE	42	S2# 15	100-75-4
0	AA-DIMETHYLPHENETHYLAMINE	58	S2# 50	122-09-8
1	2,6-DICHLOROPHENOL	162	S2# 85	87-65-0
2	HEXACHLOROPROPENE	213	S2# 90	
3	P-PHENYLENE DIAMINE	108	S2#115	106-50-3
4	N-NITROSODI-N-BUTYLAMINE	84	S2#120	924-16-3
5	SAFROLE	152	S2#140	94-59-7
6	1,2,4,5-TETRACHLOROBENZENE	214	S3# 10	95-94-3
7	ISOSAFROLE (#1)	162	S3# 15	120-58-1
8	ISOSAFROLE (#2)	104	S3# 35	120-58-1
9	1-CHLORONAPHTHALENE	162	S3# 42	90-13-1
0	1,4-NAPHTHOQUINONE	158	S3# 50	130-15-4
1	1,3-DINITROBENZENE	168	S3# 60	99-65-0
2	PENTACHLOROBENZENE	250	S3#100	708-93-5
3	1-NAPHTHYLAMINE	143	S3#110	134-32-7
4	2-NAPHTHYLAMINE	143	S3#115	91-59-8
5	2,3,4,6-TETRACHLOROPHENOL	232	S3#120	58-90-2
6	5-NITRO-O-TOLUIDINE	152	S3#145	99-52-5
7	SYM-TRINITROBENZENE	75	S4# 25	
8	PHENACETIN	108	S4#35	62-44-2
9	DIALLATE	234	S4# 37	
0	4-AMINOBIPHENYL	169	S4# 45	92-67-1
1	PRONAMIDE	173	S4# 55	23950-58-5
2	PENTACHLORONITROBENZENE	237	S4# 60	82-68-8
3	2SECBUTYL-4,6-DINITROPHENOL	211	S4# 75	88-85-7
4	4-NITROQUINOLINE-1-OXIDE	190	S4#100	
4	METHAPYRILENE	58	S4#105	91-80-5
5	ISODRIN			
6	CHLOROBENZILATE	139	S4#120	

1576

No	Name			
48	ARAMITE (#1)	185	SS# 20	140-57-8
49	ARAMITE (#2)	185	SS# 25	140-57-8
50	P-DIMETHYLAMINOAZOBENZENE	120	SS# 30	60-11-7

No	m/z	Scan	Time	Ref	RRT	Meth	Area(Hght)	Amount	%Tot
1	152	340	3:47	1	1.000	A BB	28744.	40.000 UG/ML	0.65
2	136	530	5:54	2	1.000	A BB	103999.	40.000 UG/ML	0.65
3	164	829	9:13	3	1.000	A BB	59122.	40.000 UG/ML	0.65
4	188	1087	12:05	4	1.000	A BB	105381.	40.000 UG/ML	0.65
5	240	1551	17:15	5	1.000	A BB	65508.	40.000 UG/ML	0.65
6	264	1782	19:49	6	1.000	A BB	50966.	40.000 UG/ML	0.65
7	79	103	1:09	1	0.303	A BB	124986.	120.000 UG/ML	1.96
8	93	145	1:37	1	0.426	A BB	133361.	120.000 UG/ML	1.96
9	42	157	1:45	1	0.462	A BB	74200.	120.000 UG/ML	1.96
10	80	183	2:02	1	0.538	A BB	53349.	120.000 UG/ML	1.96
11	102	218	2:25	1	0.641	A BB	47209.	120.000 UG/ML	1.96
12	79	255	2:50	1	0.750	A BB	102579.	120.000 UG/ML	1.96
13	117	302	3:22	1	0.888	A BB	51302.	120.000 UG/ML	1.96
14	105	404	4:30	1	1.188	A BB	164114.	120.000 UG/ML	1.96
15	100	408	4:32	1	1.200	A BB	49105.	120.000 UG/ML	1.96
16	56	413	4:36	1	1.215	A BV	70419.	120.000 UG/ML	1.96
17	108	420	4:40	1	1.235	A BB	206207.	120.000 UG/ML	1.96
18	106	409	4:33	1	1.203	A BB	175232.	120.000 UG/ML	1.96
19	42	453	5:02	2	0.855	A BV	105075.	120.000 UG/ML	1.96
20	58	518	5:46	2	0.977	qedt	398258.	120.000 UG/ML	1.96
21	162	553	6:09	2	1.043	A BB	87089.	120.000 UG/ML	1.96
22	213	549	6:06	2	1.036	A BB	61908.	120.000 UG/ML	1.96
23	108	620	6:54	2	1.170	qedt	51610.	120.000 UG/ML	1.96
24	84	621	6:54	2	1.172	A BB	69976.	120.000 UG/ML	1.96
25	162	648	7:12	2	1.223	A BB	76372.	120.000 UG/ML	1.96
26	214	682	7:35	3	0.823	A BB	73776.	120.000 UG/ML	1.96
27	162	698	7:46	3	0.842	A BB	7754.	120.000 UG/ML	1.96
28	104	738	8:13	3	0.890	A BB	33662.	120.000 UG/ML	1.96
29	162	734	8:10	3	0.885	A BV	201116.	120.000 UG/ML	1.96
30	158	770	8:34	3	0.929	A BB	71569.	120.000 UG/ML	1.96
31	168	804	8:57	3	0.970	A BB	37561.	120.000 UG/ML	1.96
32	250	859	9:33	3	1.036	A BB	83210.	120.000 UG/ML	1.96
33	143	884	9:50	3	1.066	A BB	154679.	120.000 UG/ML	1.96
34	143	900	10:01	3	1.086	A BB	173906.	120.000 UG/ML	1.96
35	232	897	9:59	3	1.082	A BB	54245.	120.000 UG/ML	1.96
36	152	941	10:28	3	1.135	A BB	65110.	120.000 UG/ML	1.96
37	75	1026	11:25	4	0.944	A VB	52333.	120.000 UG/ML	1.96
38	108	1037	11:32	4	0.954	A BB	104180.	120.000 UG/ML	1.96
39	234	1018	11:19	4	0.937	A BV	27989.	120.000 UG/ML	1.96
40	169	1070	11:54	4	0.984	A BB	186405.	120.000 UG/ML	1.96
41	173	1097	12:12	4	1.009	A BB	91956.	120.000 UG/ML	1.96
42	237	1062	11:49	4	0.977	A BB	25788.	120.000 UG/ML	1.96
43	211	1109	12:20	4	1.020	A VB	50397.	120.000 UG/ML	1.96
44	190	1236	13:45	4	1.137	A BB	25074.	120.000 UG/ML	1.96
45	58	1267	14:06	4	1.166	A BB	88136.	120.000 UG/ML	1.96
46	193	1270	14:08	4	1.168	A BB	40006.	120.000 UG/ML	1.96
47	139	1428	15:53	4	1.314	A BB	93332.	120.000 UG/ML	1.96
48	185	1400	15:34	5	0.903	A BB	12488.	120.000 UG/ML	1.96
49	185	1414	15:44	5	0.912	A BB	17022.	120.000 UG/ML	1.96
50	120	1412	15:42	5	0.910	A VB	81049.	120.000 UG/ML	1.96

9/11/98

1577

No	Ret(L)	Ratio	RRT(L)	Ratio	Amnt	Amnt(L)	R.Fac	R.Fac(L)	Ratio
1	3:47	1.00	1.000	1.00	40.00	40.00	1.000	1.000	1.00
2	5:54	1.00	1.000	1.00	40.00	40.00	1.000	1.000	1.00
3	9:13	1.00	1.000	1.00	40.00	40.00	1.000	1.000	1.00
4	12:05	1.00	1.000	1.00	40.00	40.00	1.000	1.000	1.00
5	17:15	1.00	1.000	1.00	40.00	40.00	1.000	1.000	1.00
6	19:49	1.00	1.000	1.00	40.00	40.00	1.000	1.000	1.00
7	1:09	1.00	0.303	1.00	120.00	120.00	1.449	1.449	1.00
8	1:37	1.00	0.426	1.00	120.00	120.00	1.547	1.547	1.00
9	1:45	1.00	0.462	1.00	120.00	120.00	0.860	0.860	1.00
10	2:01	1.01	0.535	1.01	120.00	120.00	0.619	0.619	1.00
11	2:25	1.00	0.641	1.00	120.00	120.00	0.547	0.547	1.00
12	2:50	1.00	0.750	1.00	120.00	120.00	1.190	1.190	1.00
13	3:22	1.00	0.888	1.00	120.00	120.00	0.595	0.595	1.00
14	4:30	1.00	1.188	1.00	120.00	120.00	1.903	1.903	1.00
15	4:30	1.01	1.191	1.01	120.00	120.00	0.569	0.569	1.00
16	4:34	1.00	1.209	1.00	120.00	120.00	0.817	0.817	1.00
17	4:40	1.00	1.232	1.00	120.00	120.00	2.391	2.391	1.00
18	4:32	1.00	1.200	1.00	120.00	120.00	2.032	2.032	1.00
19	5:01	1.00	0.851	1.00	120.00	120.00	0.337	0.337	1.00
20	7:54	0.73	1.340	0.73	120.00	120.00	1.276	1.276	1.00
21	6:08	1.00	1.042	1.00	120.00	120.00	0.279	0.279	1.00
22	6:06	1.00	1.036	1.00	120.00	120.00	0.198	0.198	1.00
23	7:25	0.93	1.258	0.93	120.00	120.00	0.165	0.165	1.00
24	6:54	1.00	1.170	1.00	120.00	120.00	0.224	0.224	1.00
25	7:12	1.00	1.223	1.00	120.00	120.00	0.245	0.245	1.00
26	7:34	1.00	0.822	1.00	120.00	120.00	0.416	0.416	1.00
27	7:46	1.00	0.843	1.00	120.00	120.00	0.044	0.044	1.00
28	8:12	1.00	0.890	1.00	120.00	120.00	0.190	0.190	1.00
29	8:09	1.00	0.885	1.00	120.00	120.00	1.134	1.134	1.00
30	8:34	1.00	0.930	1.00	120.00	120.00	0.404	0.404	1.00
31	8:56	1.00	0.970	1.00	120.00	120.00	0.212	0.212	1.00
32	9:33	1.00	1.036	1.00	120.00	120.00	0.469	0.469	1.00
33	9:49	1.00	1.066	1.00	120.00	120.00	0.872	0.872	1.00
34	10:00	1.00	1.086	1.00	120.00	120.00	0.980	0.980	1.00
35	9:57	1.00	1.081	1.00	120.00	120.00	0.306	0.306	1.00
36	10:27	1.00	1.135	1.00	120.00	120.00	0.367	0.367	1.00
37	11:24	1.00	0.943	1.00	120.00	120.00	0.166	0.166	1.00
38	11:30	1.00	0.951	1.00	120.00	120.00	0.330	0.330	1.00
39	11:19	1.00	0.937	1.00	120.00	120.00	0.089	0.089	1.00
40	11:53	1.00	0.983	1.00	120.00	120.00	0.590	0.590	1.00
41	12:11	1.00	1.008	1.00	120.00	120.00	0.291	0.291	1.00
42	11:48	1.00	0.976	1.00	120.00	120.00	0.082	0.082	1.00
43	12:19	1.00	1.019	1.00	120.00	120.00	0.159	0.159	1.00
44	13:45	1.00	1.137	1.00	120.00	120.00	0.079	0.079	1.00
45	14:05	1.00	1.165	1.00	120.00	120.00	0.279	0.279	1.00
46	14:08	1.00	1.168	1.00	120.00	120.00	0.127	0.127	1.00
47	15:52	1.00	1.313	1.00	120.00	120.00	0.295	0.295	1.00
48	15:34	1.00	0.902	1.00	120.00	120.00	0.064	0.064	1.00
49	15:44	1.00	0.912	1.00	120.00	120.00	0.087	0.087	1.00
50	15:42	1.00	0.910	1.00	120.00	120.00	0.412	0.412	1.00

Quantitation Report File: ST16980831E

Data: ST16980831E.TI
08/31/98 15:02:00
Sample: 120UG/ML AP9 062598G
Conds.: INST. ID: F16
Formula: 1UL INJ. Instrument: F16 Weight: 0.000
Submitted by: QES Analyst: DAT Acct. No.: FIN

AMOUNT=AREA * REF AMNT/(REF AREA * RESP FACT)
Resp. fac. from Library Entry

No	Name			
51	3,3'-DIMETHYLBENZIDINE	212	S5# 35	
52	KEPONE	272	S5# 37	
53	2-ACETYLAMINOFLUORENE	181	S5# 45	53-96-3
54	3-METHYLCHOLANTHRENE	268	S5# 85	56-49-5
55	7,12-DIMETHYLBENZANTHRACENE	256	S6# 20	75-97-6
56	HEXACHLOROPHENE	196	S6# 30	70-30-4

No	m/z	Scan	Time	Ref	RRT	Meth	Area(Hght)	Amount	%Tot
51	212	1473	16:23	5	0.950	A BB	71459.	120.000 UG/ML	1.96
52	272	1510	16:48	5	0.974	qedt (1)	11032.	120.000 UG/ML	1.96
53	181	1518	16:53	5	0.979	A BB	84234.	120.000 UG/ML	1.96
54	268	1833	20:23	5	1.182	A BB	101188.	120.000 UG/ML	1.96
55	256	1731	19:15	6	0.971	A BV	92986.	120.000 UG/ML	1.96
56	NOT FOUND								

No	Ret(L)	Ratio	RRT(L)	Ratio	Amnt	Amnt(L)	R.Fac	R.Fac(L)	Ratio
51	16:22	1.00	0.949	1.00	120.00	120.00	0.364	0.364	1.00
52	16:13	1.04	0.940	1.04	120.00	120.00	0.056	0.056	1.00
53	16:52	1.00	0.977	1.00	120.00	120.00	0.429	0.429	1.00
54	20:23	1.00	1.181	1.00	120.00	120.00	0.515	0.515	1.00
55	19:15	1.00	0.971	1.00	120.00	120.00	0.608	0.608	1.00
56	21:11		0.992						

MANUAL EDIT CODES
1. PEAK NOT FOUND
2. POOR CHROMATOGRAPHY
3. WRONG ISOMER
ALL MANUAL EDITS MUST BE
INITIALED, DATED, AND CODED

RIC+MASS CHROMATOGRAM DATA: ST16980831E #1 SCANS 480 TO 800
08/31/98 15:02:00 CALI: ST16980831E #3
SAMPLE: 120UG/ML AP9 062598G
CONDS.: INST. ID: F16
RANGE: G 1,2158 LABEL: N 0, 2.0 QUAN: A 6, 2.0 J 0 BASE: U 20, 3

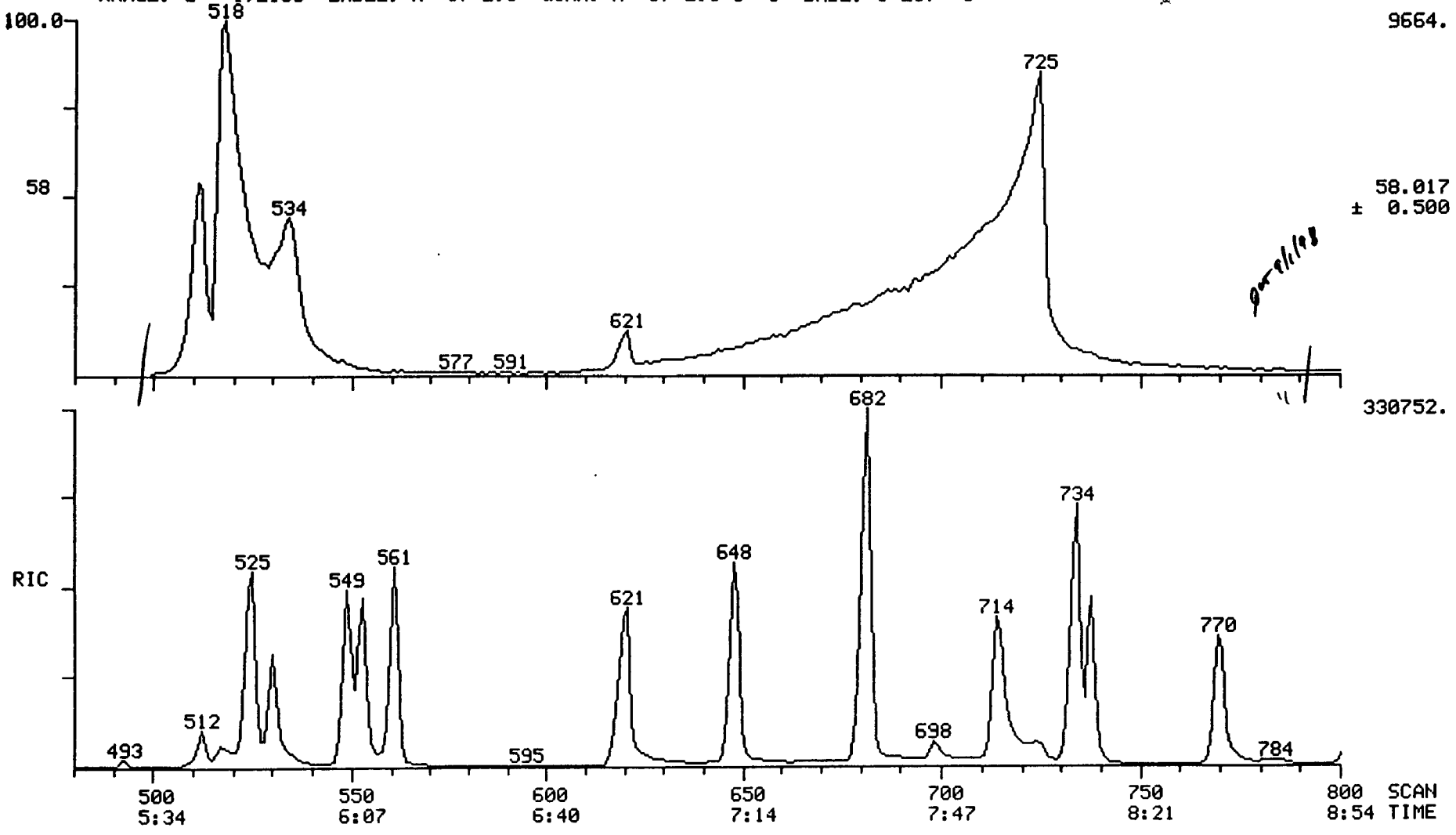

1560

RIC+MASS CHROMATOGRAM DATA: ST16980831E #1 SCANS 600 TO 700
08/31/98 15:02:00 CALI: ST16980831E #3
SAMPLE: 120UG/ML AP9 062598G
CONDS.: INST. ID: F16
RANGE: G 1,2158 LABEL: N 0, 2.0 QUAN: A 6, 2.0 J 0 BASE: U 20, 3

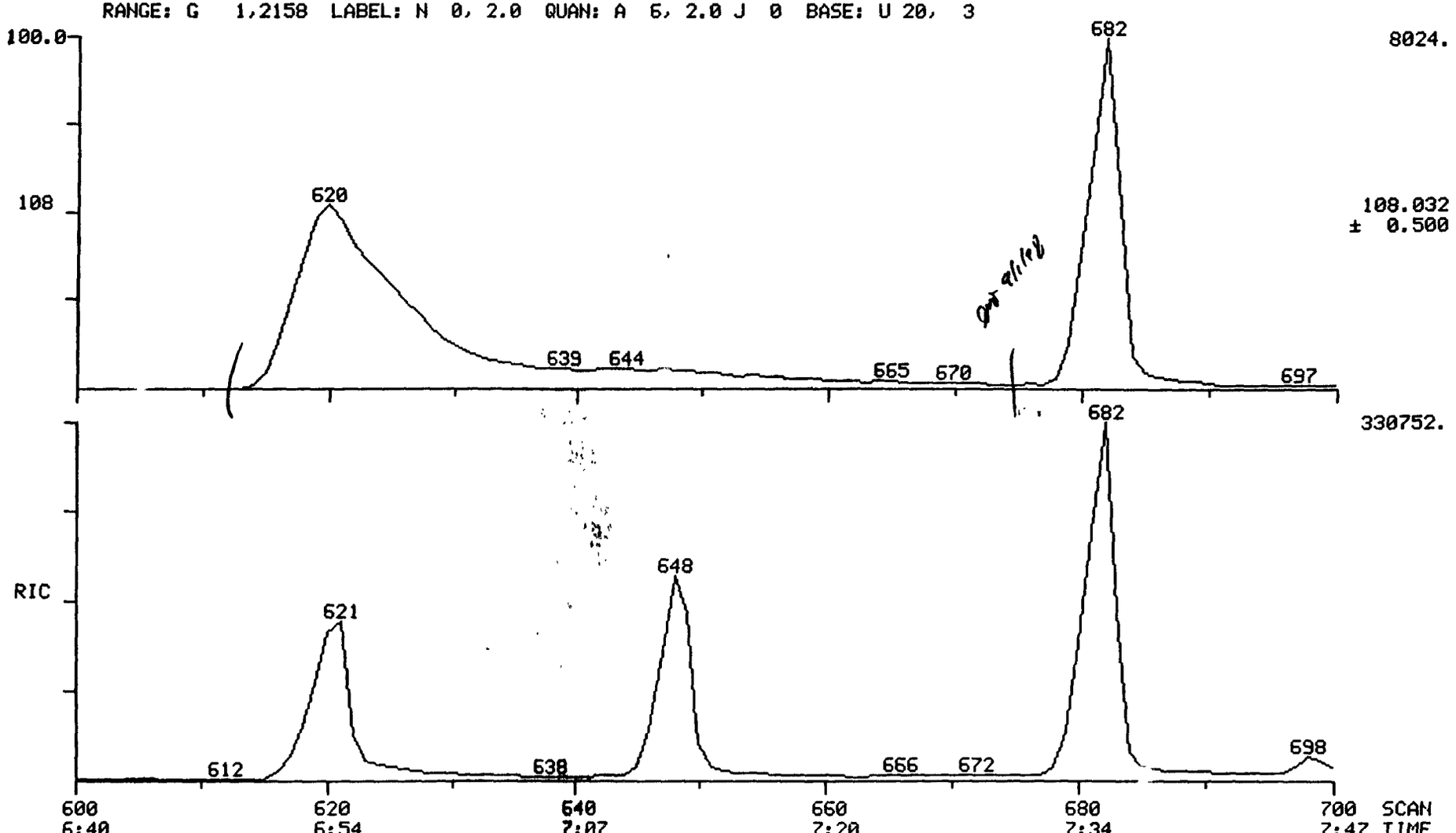

1581

RIC+MASS CHROMATOGRAM
08/31/98 15:02:00
SAMPLE: 120UG/ML AP9 062598G
CONDS.: INST. ID: F16
RANGE: G 1,2158 LABEL: N 0, 2.0 QUAN: A 6, 2.0 J 0 BASE: U 20, 3

DATA: ST16980831E #1 SCANS 1460 TO 1600
CALI: ST16980831E #3

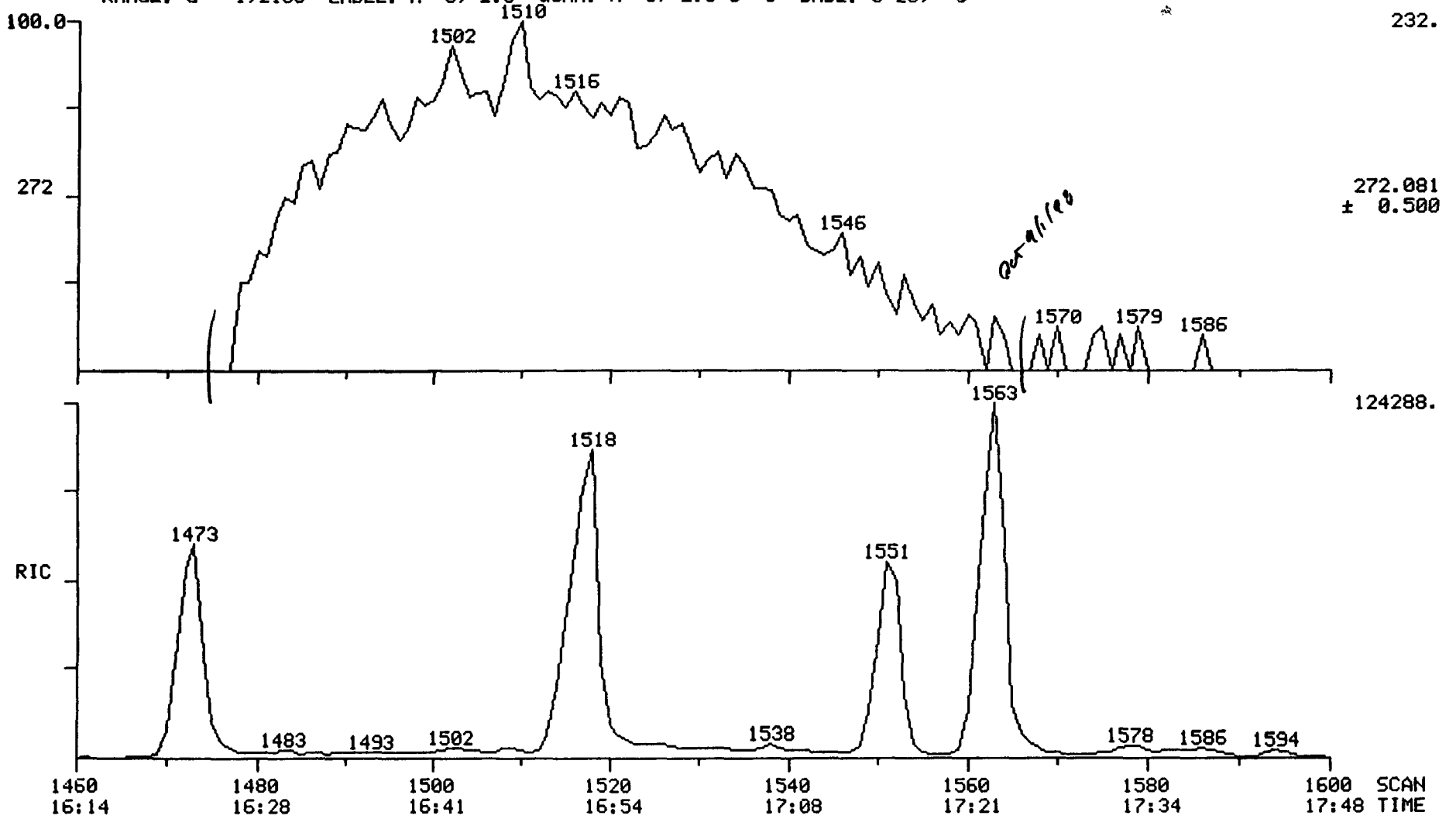

DATA FROM FILE: ST16980831F SCANS 230 TO 1200 ACQUIRED: 08/31/98 15:31:00
CALI: ST16980831F #3

SAMPLE: 160UG/ML AP9 062598H
CONDS.: INST. ID: F16



DATA FROM FILE: ST16980831F SCANS 1200 TO 2158 ACQUIRED: 08/31/98 15:31:00
CALI: ST16980831F #3

SAMPLE: 160UG/ML AP9 062598H
CONDS.: INST. ID: F16

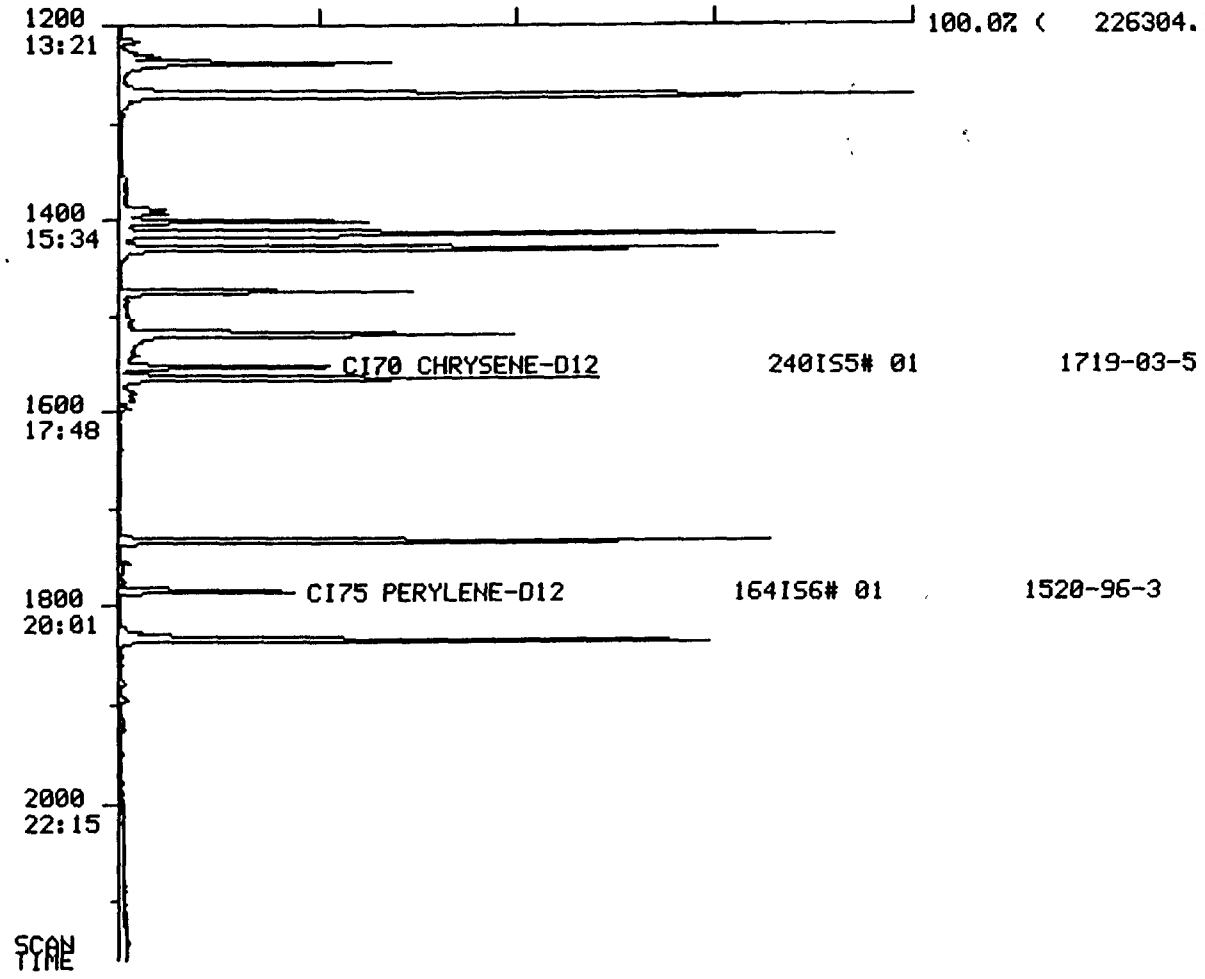

Quantitation Report File: ST16980831F

Data: ST16980831F.TI
08/31/98 15:31:00
Sample: 160UG/ML AP9 062598H
Conds.: INST. ID: F16
Formula: 1UL INJ. Instrument: F16 Weight: 0.000
Submitted by: QES Analyst: DAT Acct. No.: FIN

AMOUNT=AREA * REF AMNT/(REF AREA * RESP FACT)
Resp. fac. from Library Entry

No	Name			
1	CI30 1,4-DICHLOROBENZENE-D4	152	IS1# 01	3855-82-1
2	CI40 NAPHTHALENE-D8	136	IS2# 01	1146-65-2
3	CI50 ACENAPHTHENE-D10	164	IS3# 01	15067-26-2
4	CI60 PHENANTHRENE-D10	188	IS4# 01	1517-22-2
5	CI70 CHRYSENE-D12	240	IS5# 01	1719-03-5
6	CI75 PERYLENE-D12	164	IS6# 01	1520-96-3
7	PYRIDINE	79	S1# 20	110-86-1
8	2-PICOLINE	93	S1# 30	109-06-8
9	N-NITROSOMETHYLETHYLAMINE	42	S1# 40	10595-95-6
10	METHYLMETHANESULFONATE	80	S1# 60	
11	N-NITROSODIETHYLAMINE	102	S1# 70	55-18-5
12	ETHYLMETHANE SULFONATE	79	S1# 85	66-27-3
13	PENTACHLOROETHANE	117	S1# 95	76-01-7
14	C361 ACETOPHENONE	105	S1#170	
15	N-NITROSOPYRROLIDINE	100	S1#175	930-55-2
16	N-NITROSOMORPHOLINE	56	S1#180	59-89-2
17	3-METHYL PHENOL	108	S1#182	
18	O-TOLUIDINE	106	S1#195	95-53-4
19	N-NITROSOPIPERIDINE	42	S2# 15	100-75-4
20	AA-DIMETHYLPHENETHYLAMINE	58	S2# 50	122-09-8
21	2,6-DICHLOROPHENOL	162	S2# 85	87-65-0
22	HEXACHLOROPROPENE	213	S2# 90	
23	P-PHENYLENE DIAMINE	108	S2#115	106-50-3
24	N-NITROSODI-N-BUTYLAMINE	84	S2#120	924-16-3
25	SAFROLE	152	S2#140	94-59-7
26	1,2,4,5-TETRACHLOROBENZENE	214	S3# 10	95-94-3
27	ISOSAFROLE (#1)	162	S3# 15	120-58-1
28	ISOSAFROLE (#2)	104	S3# 35	120-58-1
29	1-CHLORONAPHTHALENE	162	S3# 42	90-13-1
30	1,4-NAPHTHOQUINONE	158	S3# 50	130-15-4
31	1,3-DINITROBENZENE	168	S3# 60	99-65-0
32	PENTACHLOROBENZENE	250	S3#100	708-93-5
33	1-NAPHTHYLAMINE	143	S3#110	134-32-7
34	2-NAPHTHYLAMINE	143	S3#115	91-59-8
35	2,3,4,6-TETRACHLOROPHENOL	232	S3#120	58-90-2
36	5-NITRO-O-TOLUIDINE	152	S3#145	99-52-5
37	SYM-TRINITROBENZENE	75	S4# 25	
38	PHENACETIN	108	S4#35	62-44-2
39	DIALLATE	234	S4# 37	
40	4-AMINOBIPHENYL	169	S4# 45	92-67-1
41	PRONAMIDE	173	S4# 55	23950-58-5
42	PENTACHLORONITROBENZENE	237	S4# 60	82-68-8
43	2SECBUTYL-4,6-DINITROPHENOL	211	S4# 75	88-85-7
44	4-NITROQUINOLINE-1-OXIDE	190	S4#100	
45	METHAPYRILENE	58	S4#105	91-80-5
46	ISODRIN			
47	CHLOROBENZILATE	139	S4#120	

Name		
ARAMITE (#1)	185 S5# 20	140-57-8
ARAMITE (#2)	185 S5# 25	140-57-8
P-DIMETHYLAMINOAZOBENZENE	120 S5# 30	60-11-7

m/z	Scan	Time	Ref	RRT	Meth	Area(Hght)	Amount	%Tot
152	341	3:48	1	1.000	A BB	28546.	40.000 UG/ML	0.50
136	530	5:54	2	1.000	A BB	103260.	40.000 UG/ML	0.50
164	829	9:13	3	1.000	A BB	58634.	40.000 UG/ML	0.50
188	1088	12:06	4	1.000	A BV	95521.	40.000 UG/ML	0.50
240	1551	17:15	5	1.000	A BB	56500.	40.000 UG/ML	0.50
264	1783	19:50	6	1.000	A BV	44220.	40.000 UG/ML	0.50
79	103	1:09	1	0.302	A BB	179951.	160.000 UG/ML	1.98
93	145	1:37	1	0.425	A BB	176388.	160.000 UG/ML	1.98
42	157	1:45	1	0.460	A BB	99310.	160.000 UG/ML	1.98
80	183	2:02	1	0.537	A BB	68989.	160.000 UG/ML	1.98
102	219	2:26	1	0.642	A BB	63322.	160.000 UG/ML	1.98
79	256	2:51	1	0.751	A BB	142082.	160.000 UG/ML	1.98
117	303	3:22	1	0.889	A BB	67568.	160.000 UG/ML	1.98
105	405	4:30	1	1.188	A BB	217271.	160.000 UG/ML	1.98
100	410	4:34	1	1.202	A BB	65650.	160.000 UG/ML	1.98
56	414	4:36	1	1.214	A BV	93134.	160.000 UG/ML	1.98
108	422	4:42	1	1.238	A BB	273406.	160.000 UG/ML	1.98
106	410	4:34	1	1.202	A BB	222560.	160.000 UG/ML	1.98
42	454	5:03	2	0.857	A BB	135876.	160.000 UG/ML	1.98
58	742	8:15	2	1.400	qedt (1)	489048.	160.000 UG/ML	1.98
162	553	6:09	2	1.043	A BB	117693.	160.000 UG/ML	1.98
213	549	6:06	2	1.036	A BB	81868.	160.000 UG/ML	1.98
108	621	6:54	2	1.172	qedt (1)	49954.	160.000 UG/ML	1.98
84	621	6:54	2	1.172	A BB	92687.	160.000 UG/ML	1.98
162	649	7:13	2	1.225	A BB	103119.	160.000 UG/ML	1.98
214	683	7:36	3	0.824	A BB	98348.	160.000 UG/ML	1.98
162	698	7:46	3	0.842	A BB	10361.	160.000 UG/ML	1.98
104	738	8:13	3	0.890	A BB	44958.	160.000 UG/ML	1.98
162	734	8:10	3	0.885	A BB	348940.	160.000 UG/ML	1.98
158	771	8:35	3	0.930	A BB	91288.	160.000 UG/ML	1.98
168	805	8:57	3	0.971	A BB	47740.	160.000 UG/ML	1.98
250	859	9:33	3	1.036	A BB	110577.	160.000 UG/ML	1.98
143	884	9:50	3	1.066	A BB	180448.	160.000 UG/ML	1.98
143	901	10:01	3	1.087	A BB	206685.	160.000 UG/ML	1.98
232	897	9:59	3	1.082	A BB	68020.	160.000 UG/ML	1.98
152	942	10:29	3	1.136	A BB	74228.	160.000 UG/ML	1.98
75	1026	11:25	4	0.943	A VB	60745.	160.000 UG/ML	1.98
108	1038	11:33	4	0.954	A BB	118791.	160.000 UG/ML	1.98
234	1019	11:20	4	0.937	A BV	36960.	160.000 UG/ML	1.98
169	1070	11:54	4	0.983	A BB	208505.	160.000 UG/ML	1.98
173	1097	12:12	4	1.008	A BB	105932.	160.000 UG/ML	1.98
237	1062	11:49	4	0.976	A BB	30912.	160.000 UG/ML	1.98
211	1109	12:20	4	1.019	A VB	57279.	160.000 UG/ML	1.98
190	1237	13:46	4	1.137	A BB	28601.	160.000 UG/ML	1.98
58	1267	14:06	4	1.165	A BB	106019.	160.000 UG/ML	1.98
193	1271	14:08	4	1.168	A BV	47357.	160.000 UG/ML	1.98
139	1428	15:53	4	1.312	A BB	107482.	160.000 UG/ML	1.98
185	1400	15:34	5	0.903	A BB	13837.	160.000 UG/ML	1.98
185	1414	15:44	5	0.912	A BV	19178.	160.000 UG/ML	1.98
120	1413	15:43	5	0.911	A BB	94845.	160.000 UG/ML	1.98

No	Ret(L)	Ratio	RRT(L)	Ratio	Amnt	Amnt(L)	R.Fac	R.Fac(L)	Ratio
1	3:47	1.00	1.000	1.00	40.00	40.00	1.000	1.000	1.00
2	5:54	1.00	1.000	1.00	40.00	40.00	1.000	1.000	1.00
3	9:13	1.00	1.000	1.00	40.00	40.00	1.000	1.000	1.00
4	12:05	1.00	1.000	1.00	40.00	40.00	1.000	1.000	1.00
5	17:15	1.00	1.000	1.00	40.00	40.00	1.000	1.000	1.00
6	19:49	1.00	1.000	1.00	40.00	40.00	1.000	1.000	1.00
7	1:09	1.00	0.303	1.00	160.00	160.00	1.576	1.576	1.00
8	1:37	1.00	0.426	1.00	160.00	160.00	1.545	1.545	1.00
9	1:45	1.00	0.462	1.00	160.00	160.00	0.870	0.870	1.00
10	2:01	1.01	0.535	1.00	160.00	160.00	0.604	0.604	1.00
11	2:25	1.00	0.641	1.00	160.00	160.00	0.555	0.555	1.00
12	2:50	1.00	0.750	1.00	160.00	160.00	1.244	1.244	1.00
13	3:22	1.00	0.888	1.00	160.00	160.00	0.592	0.592	1.00
14	4:30	1.00	1.188	1.00	160.00	160.00	1.903	1.903	1.00
15	4:30	1.01	1.191	1.01	160.00	160.00	0.575	0.575	1.00
16	4:34	1.01	1.209	1.00	160.00	160.00	0.816	0.816	1.00
17	4:40	1.01	1.232	1.00	160.00	160.00	2.394	2.394	1.00
18	4:32	1.00	1.200	1.00	160.00	160.00	1.949	1.949	1.00
19	5:01	1.01	0.851	1.01	160.00	160.00	0.329	0.329	1.00
20	7:54	1.05	1.340	1.05	160.00	160.00	1.184	1.184	1.00
21	6:08	1.00	1.042	1.00	160.00	160.00	0.285	0.285	1.00
22	6:06	1.00	1.036	1.00	160.00	160.00	0.198	0.198	1.00
23	7:25	0.93	1.258	0.93	160.00	160.00	0.121	0.121	1.00
24	6:54	1.00	1.170	1.00	160.00	160.00	0.224	0.224	1.00
25	7:12	1.00	1.223	1.00	160.00	160.00	0.250	0.250	1.00
26	7:34	1.00	0.822	1.00	160.00	160.00	0.419	0.419	1.00
27	7:46	1.00	0.843	1.00	160.00	160.00	0.044	0.044	1.00
28	8:12	1.00	0.890	1.00	160.00	160.00	0.192	0.192	1.00
29	8:09	1.00	0.885	1.00	160.00	160.00	1.488	1.488	1.00
30	8:34	1.00	0.930	1.00	160.00	160.00	0.389	0.389	1.00
31	8:56	1.00	0.970	1.00	160.00	160.00	0.204	0.204	1.00
32	9:33	1.00	1.036	1.00	160.00	160.00	0.471	0.471	1.00
33	9:49	1.00	1.066	1.00	160.00	160.00	0.769	0.769	1.00
34	10:00	1.00	1.086	1.00	160.00	160.00	0.881	0.881	1.00
35	9:57	1.00	1.081	1.00	160.00	160.00	0.290	0.290	1.00
36	10:27	1.00	1.135	1.00	160.00	160.00	0.316	0.316	1.00
37	11:24	1.00	0.943	1.00	160.00	160.00	0.159	0.159	1.00
38	11:30	1.00	0.951	1.00	160.00	160.00	0.311	0.311	1.00
39	11:19	1.00	0.937	1.00	160.00	160.00	0.097	0.097	1.00
40	11:53	1.00	0.983	1.00	160.00	160.00	0.546	0.546	1.00
41	12:11	1.00	1.008	1.00	160.00	160.00	0.277	0.277	1.00
42	11:48	1.00	0.976	1.00	160.00	160.00	0.081	0.081	1.00
43	12:19	1.00	1.019	1.00	160.00	160.00	0.150	0.150	1.00
44	13:45	1.00	1.137	1.00	160.00	160.00	0.075	0.075	1.00
45	14:05	1.00	1.165	1.00	160.00	160.00	0.277	0.277	1.00
46	14:08	1.00	1.168	1.00	160.00	160.00	0.124	0.124	1.00
47	15:52	1.00	1.313	1.00	160.00	160.00	0.281	0.281	1.00
48	15:34	1.00	0.902	1.00	160.00	160.00	0.061	0.061	1.00
49	15:44	1.00	0.912	1.00	160.00	160.00	0.085	0.085	1.00
50	15:42	1.00	0.910	1.00	160.00	160.00	0.420	0.420	1.00

antitation Report File: ST16980831F

ta: ST16980831F.TI
/31/98 15:31:00
mple: 160UG/ML AP9 062598H
nds.: INST. ID: F16
rmula: 1UL INJ. Instrument: F16 Weight: 0.000
bmitted by: QES Analyst: DAT Acct. No.: FIN

OUNT=AREA * REF AMNT/(REF AREA * RESP FACT)
sp. fac. from Library Entry

o	Name			
1	3,3'-DIMETHYLBENZIDINE	212	S5# 35	
2	KEPONE	272	S5# 37	
3	2-ACETYLAMINOFLUORENE	181	S5# 45	53-96-3
4	3-METHYLCHOLANTHRENE	268	S5# 85	56-49-5
5	7,12-DIMETHYLBENZANTHRACENE	256	S6# 20	75-97-6
6	HEXACHLOROPHENE	196	S6# 30	70-30-4

o	m/z	Scan	Time	Ref	RRT	Meth	Area(Hght)	Amount	%Tot
1	212	1473	16:23	5	0.950	A BV	78087.	160.000 UG/ML	1.98
2	272	1508	16:46	5	0.972	qedt	12248.	160.000 UG/ML	1.98
3	181	1518	16:53	5	0.979	A BB	99486.	160.000 UG/ML	1.98
4	268	1834	20:24	5	1.182	A BB	116191.	160.000 UG/ML	1.98
5	256	1732	19:16	6	0.971	A BB	107710.	160.000 UG/ML	1.98
6	NOT FOUND								

o	Ret(L)	Ratio	RRT(L)	Ratio	Amnt	Amnt(L)	R.Fac	R.Fac(L)	Ratio
1	16:22	1.00	0.949	1.00	160.00	160.00	0.346	0.346	1.00
2	16:13	1.03	0.940	1.03	160.00	160.00	0.054	0.054	1.00
3	16:52	1.00	0.977	1.00	160.00	160.00	0.440	0.440	1.00
4	20:23	1.00	1.181	1.00	160.00	160.00	0.514	0.514	1.00
5	19:15	1.00	0.971	1.00	160.00	160.00	0.609	0.609	1.00
6	21:11		0.992						

ANUAL EDIT CODES
1. PEAK NOT FOUND
2. POOR CHROMATOGRAPH
3. WRONG ISOMER
ALL MANUAL EDITS MUST BE
INITIALED, DATED, AND CODED

RIC+MASS CHROMATOGRAM
08/31/98 15:31:00
SAMPLE: 160UG/ML AP9 062598H
CONDS.: INST. ID: F16
RANGE: G 1,2158 LABEL: N 0, 2.0 QUAN: A 6, 2.0 J 0 BASE: U 20, 3

DATA: ST16980831F #1 SCANS 480 TO 830
CALI: ST16980831F #3

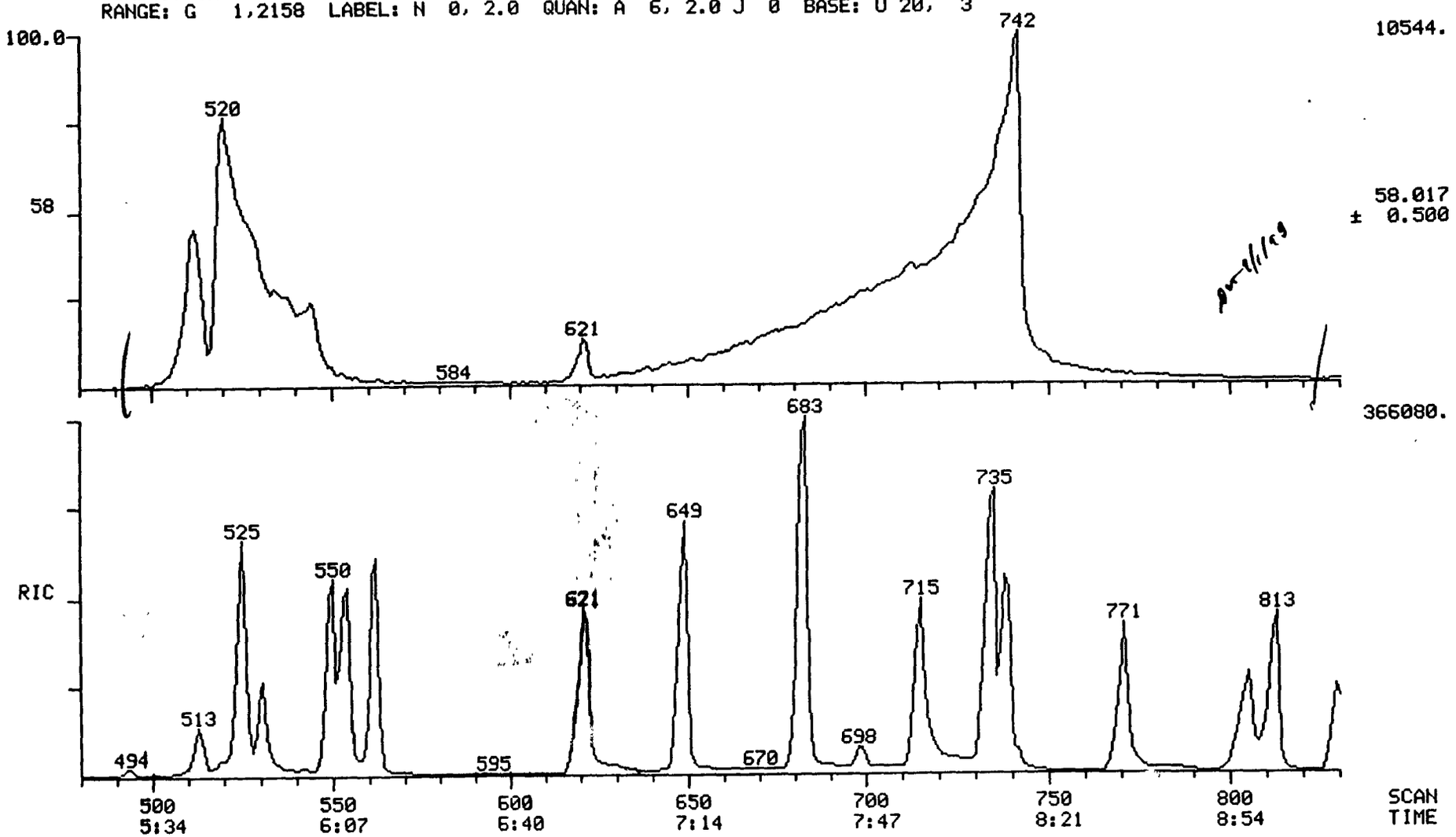

FIG 3

RIC+MASS CHROMATOGRAM DATA: ST16980831F #1 SCANS 600 TO 700
08/31/98 15:31:00 CALI: ST16980831F #3
SAMPLE: 160UG/ML AP9 062598H
CONDS.: INST. ID: F16
RANGE: G 1,2158 LABEL: N 0, 2.0 QUAN: A 6, 2.0 J 0 BASE: U 20, 3

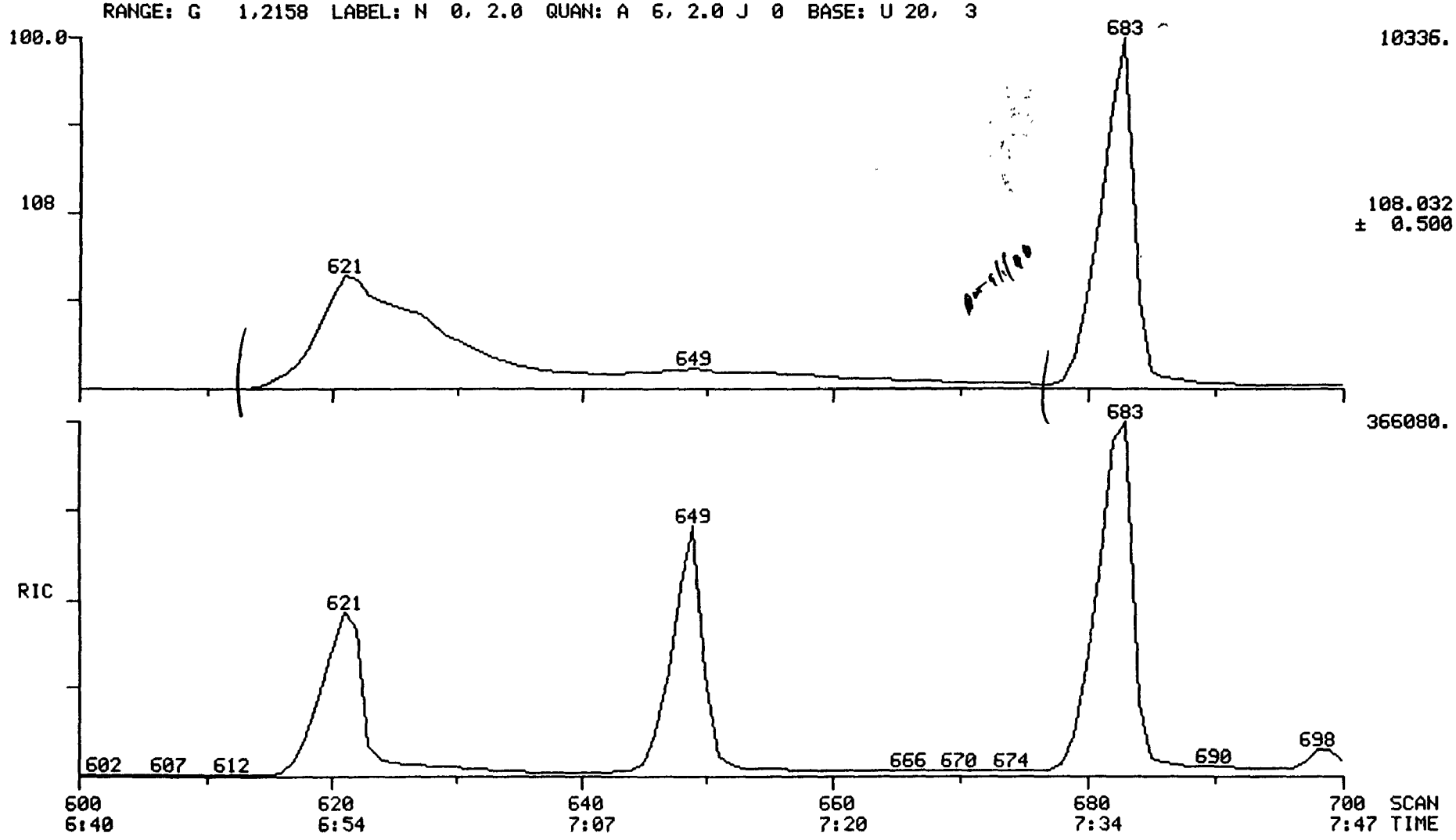

1590

RIC+MASS CHROMATOGRAM DATA: ST16980831F #1 SCANS 1460 TO 1600
08/31/98 15:31:00 CALI: ST16980831F #3
SAMPLE: 160UG/ML AP9 062598H
CONDS.: INST. ID: F16
RANGE: G 1,2158 LABEL: N 0, 2.0 QUAN: A 6, 2.0 J 0 BASE: U 20, 3

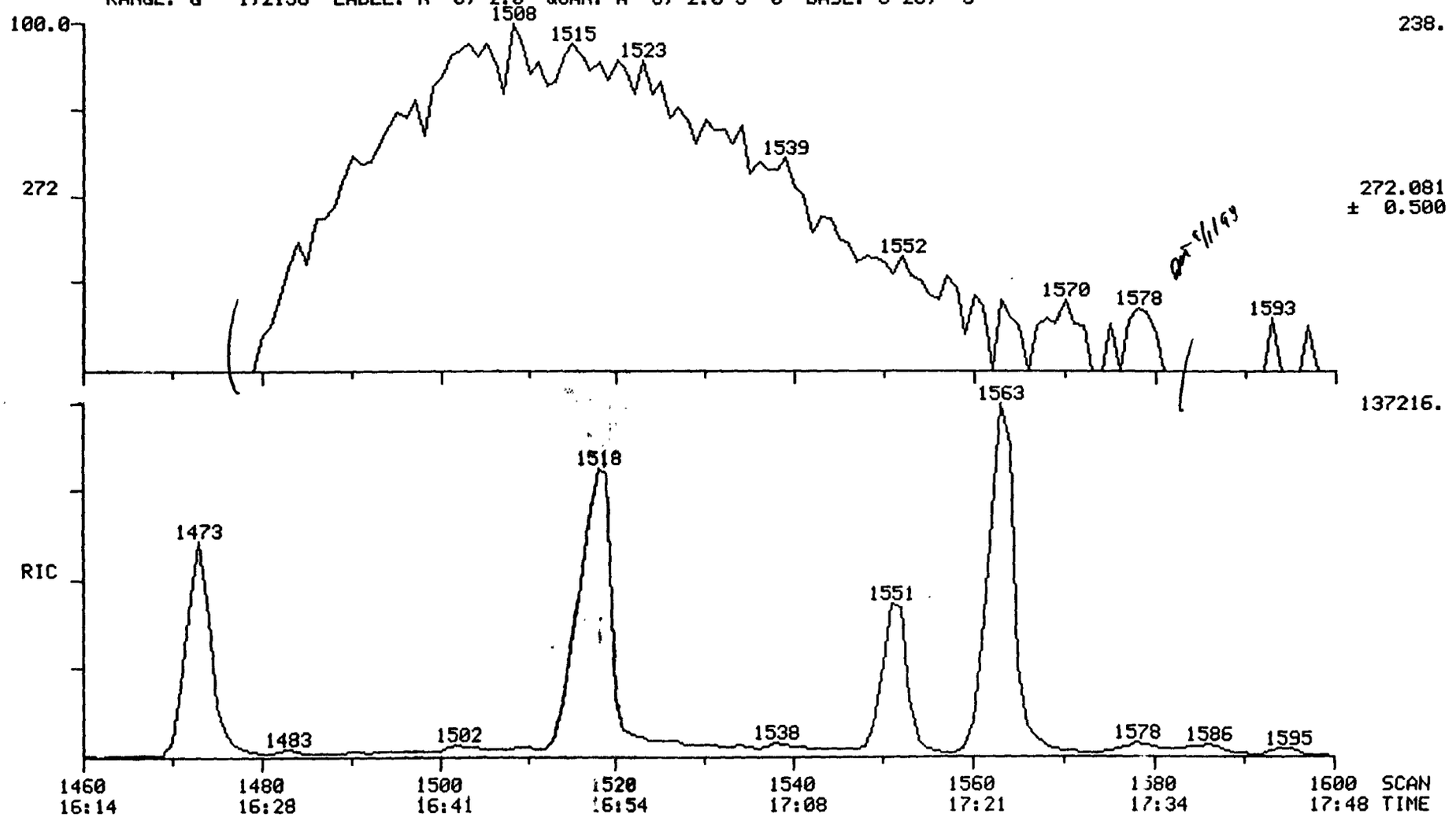

Continuing Calibration

QUANTERRA GC/MS
SEMIVOLATILE HSL CALIBRATION CHECK

CONTIN. CALIBRATION: 80 UG/ML HSL STD ST16980831 08/31/98 12:31:00
INITIAL CALIBRATION: 10 UG/ML HSL STD ST16980827A 08/27/98 9:56:00
INITIAL CALIBRATION: 20 UG/ML HSL STD ST16980827B 08/27/98 10:21:00
INITIAL CALIBRATION: 50 UG/ML HSL STD ST16980827C 08/27/98 10:51:00
INITIAL CALIBRATION: 80 UG/ML HSL STD ST16980827 08/27/98 9:22:00
INITIAL CALIBRATION: 120 UG/ML HSL STD ST16980827D 08/27/98 11:20:00
INITIAL CALIBRATION: 160 UG/ML HSL STD ST16980827E 08/27/98 11:50:00

Library			Initial Calibration Response Factor		% RSD		Continuing Calibration Amount		% Diff	
Entry		Compound	Avg	Min		Max	Calc	Exp		Max
S1	15	C310 N-NITROSODIMETH	1.019		4.4		69.65	80.00	12.9	50.0
S1	100	C320 ANILINE	1.846		6.2		81.93	80.00	-2.4	50.0
S1	105	C315 PHENOL	1.968		7.8	30.0	84.53	80.00	-5.7	20.0
S1	110	C325 BIS(2-CHLOROETH	1.368		6.1		83.20	80.00	-4.0	50.0
S1	115	C330 2-CHLOROPHENOL	1.497		5.5		85.59	80.00	-7.0	50.0
S1	125	C335 1,3-DICHLOROBEN	1.586		4.5		83.03	80.00	-3.8	50.0
S1	130	C340 1,4-DICHLOROBEN	1.618		4.8	30.0	83.73	80.00	-4.7	20.0
S1	145	C345 BENZYL ALCOHOL	0.854		9.3		78.77	80.00	1.5	50.0
S1	150	C350 1,2-DICHLOROBEN	1.500		5.0		82.86	80.00	-3.6	50.0
S1	160	C355 2-METHYLPHENOL	1.174		7.4		79.35	80.00	0.8	50.0
S1	165	C360 2,2'-OXYBIS(1-C	2.539		3.9		79.64	80.00	0.4	50.0
S1	185	C365 4-METHYLPHENOL	1.276		9.0		77.91	80.00	2.6	50.0
S1	190	C370 N-NITROSO-DI-N-	0.906	0.050	5.1		79.52	80.00	0.6	50.0
S1	200	C375 HEXACHLOROETHAN	0.708		3.5		81.62	80.00	-2.0	50.0
S2	10	C410 NITROBENZENE	0.445		7.2		85.86	80.00	-7.3	50.0
S2	20	C415 ISOPHORONE	0.742		5.5		79.94	80.00	0.1	50.0
S2	25	C420 2-NITROPHENOL	0.213		7.9	30.0	84.24	80.00	-5.3	20.0
S2	30	C425 2,4-DIMETHYLPHE	0.330		16.9		92.67	80.00	-15.8	50.0
S2	45	C430 BENZOIC ACID	0.276		4.7		48.36	80.00	39.5	50.0
S2	35	C435 BIS(2-CHLOROETH	0.511		4.1		81.27	80.00	-1.6	50.0
S2	40	C440 2,4-DICHLOROPHE	0.308		6.6	30.0	83.17	80.00	-4.0	20.0
S2	55	C445 1,2,4-TRICHLORO	0.331		5.0		84.22	80.00	-5.3	50.0
S2	60	C450 NAPHTHALENE	1.022		6.6		84.81	80.00	-6.0	50.0
S2	80	C455 4-CHLOROANALINE	0.454		4.5		82.23	80.00	-2.8	50.0
S2	95	C460 HEXACHLOROBUTAD	0.168		5.1	30.0	84.88	80.00	-6.1	20.0
S2	130	C465 4-CHLORO-3-METH	0.338		9.0	30.0	82.44	80.00	-3.0	20.0
S2	145	C470 2-METHYLNAPHTHA	0.751		10.8		104.45	80.00	-30.6	50.0
S3	20	C510 HEXACHLOROCYCLO	0.372	0.050	10.1		88.84	80.00	-11.0	50.0
S3	25	C515 2,4,6-TRICHLORO	0.404		10.6	30.0	84.50	80.00	-5.6	20.0
S3	30	C520 2,4,5-TRICHLORO	0.412		7.1		80.97	80.00	-1.2	50.0
S3	40	C525 2-CHLORONAPHTHA	1.193		6.6		86.65	80.00	-8.3	50.0
S3	45	C530 2-NITROANALINE	0.502		2.9		83.54	80.00	-4.4	50.0
S3	55	C535 DIMETHYLPHTHALA	1.341		6.1		85.06	80.00	-6.3	50.0
S3	65	C540 ACENAPHTHYLENE	1.839		8.2		87.87	80.00	-9.8	50.0
S3	70	C543 2,6-DINITROTOLU	0.324		8.5		90.03	80.00	-12.5	50.0
S3	75	C545 3-NITROANILINE	0.383		1.4		83.67	80.00	-4.6	50.0
S3	80	C550 ACENAPHTHENE	1.158		6.9	30.0	86.87	80.00	-8.6	20.0
S3	85	C555 2,4-DINITROPHEN	0.189	0.050	10.3		84.84	80.00	-6.0	50.0

QUANTERRA GC/MS
SEMIVOLATILE HSL CALIBRATION CHECK

CONTIN. CALIBRATION: 80 UG/ML HSL STD ST16980831 08/31/98 12:31:00
INITIAL CALIBRATION: 10 UG/ML HSL STD ST16980827A 08/27/98 9:56:00
INITIAL CALIBRATION: 20 UG/ML HSL STD ST16980827B 08/27/98 10:21:00
INITIAL CALIBRATION: 50 UG/ML HSL STD ST16980827C 08/27/98 10:51:00
INITIAL CALIBRATION: 80 UG/ML HSL STD ST16980827 08/27/98 9:22:00
INITIAL CALIBRATION: 120 UG/ML HSL STD ST16980827D 08/27/98 11:20:00
INITIAL CALIBRATION: 160 UG/ML HSL STD ST16980827E 08/27/98 11:50:00

Library Entry	Compound	Initial Calibration Response Factor Avg	Min	% RSD	Max	Continuing Calibration Amount Calc	Exp	% Diff	Max
S3 90	C565 DIBENZOFURAN	1.669		6.2		86.67	80.00	-8.3	50.0
S3 105	C570 2,4-DINITROTOLU	0.397		8.8		95.11	80.00	-18.9	50.0
S3 130	C580 DIETHYLPHTHALAT	1.369		7.7		88.14	80.00	-10.2	50.0
S3 140	C585 4-CHLOROPHENYL-	0.613		5.4		86.06	80.00	-7.6	50.0
S3 135	C590 FLUORENE	1.298		6.8		88.29	80.00	-10.4	50.0
S3 150	C595 4-NITROANALINE	0.307		8.4		83.02	80.00	-3.8	50.0
S4 10	C610 4,6-DINITRO-2-M	0.132		7.6		83.52	80.00	-4.4	50.0
S4 15	C615 N-NITROSODIPHEN	0.551		4.2	30.0	77.22	80.00	3.5	20.0
S4 20	C620 AZOBENZENE	1.171		3.9		78.58	80.00	1.8	50.0
S4 30	C625 4-BROMOPHENYL-P	0.223		3.9		82.03	80.00	-2.5	50.0
S4 40	C630 HEXACHLOROBENZE	0.260		6.7		81.39	80.00	-1.7	50.0
S4 50	C635 PENTACHLOROPHEN	0.155		5.9	30.0	80.24	80.00	-0.3	20.0
S4 65	C640 PHENANTHRENE	1.033		5.2		83.59	80.00	-4.5	50.0
S4 70	C645 ANTHRACENE	0.987		11.0		84.41	80.00	-5.5	50.0
S4 80	C647 CARBAZOLE	0.764		10.3		80.70	80.00	-0.9	50.0
S4 85	C650 DI-N-BUTYLPHTHA	1.247		9.4		85.76	80.00	-7.2	50.0
S4 110	C655 FLUORANTHENE	0.900		13.5	30.0	82.37	80.00	-3.0	20.0
S5 10	C710 BENZIDINE	0.129		23.7		34.62	80.00	56.7*	50.0
S5 15	C715 PYRENE	1.323		6.5		87.30	80.00	-9.1	50.0
S5 40	C720 BUTYLBENZYLPHTH	0.685		7.7		82.69	80.00	-3.4	50.0
S5 55	C725 3,3'-DICHLOROBE	0.408		5.7		73.23	80.00	8.5	50.0
S5 50	C730 BENZO(A)ANTHRAC	1.125		5.4		86.19	80.00	-7.7	50.0
S5 60	C740 CHRYSENE	1.014		6.7		82.50	80.00	-3.1	50.0
S5 65	C745 BIS(2-ETHYLHEXY	0.980		9.4		83.00	80.00	-3.8	50.0
S6 10	C760 DI-N-OCTYL PHTH	1.925		7.4	30.0	85.61	80.00	-7.0	20.0
S6 15	C765 BENZO(B)FLUORAN	1.444		5.0		78.88	80.00	1.4	50.0
S6 25	C770 BENZO(K)FLUORAN	1.159		9.8		90.18	80.00	-12.7	50.0
S6 35	C775 BENZO(A)PYRENE	1.182		5.3	30.0	83.29	80.00	-4.1	20.0
S6 55	C780 INDENO(1,2,3-CD	1.279		6.6		85.08	80.00	-6.3	50.0
S6 60	C785 DIBENZ(A,H)ANTH	1.267		8.1		84.76	80.00	-5.9	50.0
S6 65	C790 BENZO(G,H,I)PER	1.331		8.2		85.64	80.00	-7.1	50.0
S1 6	CS75 1,2-DICHLOROBNZ	0.920		6.5		81.28	80.00	-1.6	50.0
S2 2	CS20 NITROBENZENE-D5	0.470		5.2		82.78	80.00	-3.5	50.0
S3 3	CS25 2-FLUOROBIPHENY	1.234		6.2		84.73	80.00	-5.9	50.0
S5 2	CS30 TERPHENYL-D14	0.995		5.3		86.97	80.00	-8.7	50.0
S1 3	CS45 PHENOL-D5	2.026		2.0		79.53	80.00	0.6	50.0
S1 2	CS50 2-FLUOROPHENOL	1.368		4.4		76.35	80.00	4.6	50.0
S1 5	CS70 2-CHLOROPHENOL-	1.482		4.1		80.04	80.00	-0.1	50.0
S3 2	CS55 2,4,6-TRIBROMOP	0.236		6.9		81.97	80.00	-2.5	50.0

2.6% of the compounds exceed the %RSD value of 15.0. 2 of 78 compounds are out.

0 CCC cmpds out
1 of nonCCC exceed 50 %D

QUANTERRA GC/MS
SEMIVOLATILE HSL CALIBRATION CHECK

CONTIN. CALIBRATION:	80 UG/ML HSL STD	ST16980831	08/31/98	12:31:00
INITIAL CALIBRATION:	10 UG/ML HSL STD	ST16980827A	08/27/98	9:56:00
INITIAL CALIBRATION:	20 UG/ML HSL STD	ST16980827B	08/27/98	10:21:00
INITIAL CALIBRATION:	50 UG/ML HSL STD	ST16980827C	08/27/98	10:51:00
INITIAL CALIBRATION:	80 UG/ML HSL STD	ST16980827	08/27/98	9:22:00
INITIAL CALIBRATION:	120 UG/ML HSL STD	ST16980827D	08/27/98	11:20:00
INITIAL CALIBRATION:	160 UG/ML HSL STD	ST16980827E	08/27/98	11:50:00

Lib #	ST16980831 Conc RRF	ST16980827A Conc RRF	ST16980827B Conc RRF	ST16980827C Conc RRF	ST16980827 Conc RRF	ST16980827D Conc RRF	ST16980827E Conc RRF
S1 15	80, 0.887	10, 0.952	20, 1.010	50, 1.016	80, 1.087	120, 1.008	160, 1.042
S1 100	80, 1.891	10, 1.947	20, 1.988	50, 1.814	80, 1.876	120, 1.778	160, 1.674
S1 105	80, 2.079	10, 1.699	20, 2.037	50, 2.035	80, 2.148	120, 1.907	160, 1.982
S1 110	80, 1.422	10, 1.336	20, 1.465	50, 1.438	80, 1.414	120, 1.291	160, 1.261
S1 115	80, 1.601	10, 1.386	20, 1.569	50, 1.522	80, 1.603	120, 1.450	160, 1.451
S1 125	80, 1.646	10, 1.515	20, 1.668	50, 1.618	80, 1.659	120, 1.546	160, 1.510
S1 130	80, 1.693	10, 1.580	20, 1.695	50, 1.666	80, 1.697	120, 1.549	160, 1.518
S1 145	80, 0.841	10, 0.702	20, 0.851	50, 0.872	80, 0.913	120, 0.866	160, 0.922
S1 150	80, 1.553	10, 1.475	20, 1.606	50, 1.482	80, 1.573	120, 1.454	160, 1.409
S1 160	80, 1.165	10, 0.998	20, 1.206	50, 1.221	80, 1.209	120, 1.199	160, 1.213
S1 165	80, 2.528	10, 2.393	20, 2.676	50, 2.597	80, 2.582	120, 2.502	160, 2.486
S1 185	80, 1.243	10, 1.049	20, 1.298	50, 1.355	80, 1.287	120, 1.316	160, 1.351
S1 190	80, 0.900	10, 0.819	20, 0.934	50, 0.938	80, 0.940	120, 0.913	160, 0.890
S1 200	80, 0.723	10, 0.665	20, 0.740	50, 0.713	80, 0.720	120, 0.706	160, 0.706
S2 10	80, 0.478	10, 0.423	20, 0.477	50, 0.455	80, 0.486	120, 0.419	160, 0.410
S2 20	80, 0.741	10, 0.685	20, 0.778	50, 0.774	80, 0.778	120, 0.726	160, 0.708

25	80, 0.225	10, 0.182	20, 0.212	50, 0.218	80, 0.232	120, 0.219
25	160, 0.217					
30	80, 0.382	10, 0.234	20, 0.309	50, 0.334	80, 0.400	120, 0.349
30	160, 0.353					
45	80, 0.167		20, 0.257	50, 0.279	80, 0.270	120, 0.280
45	160, 0.292					
35	80, 0.519	10, 0.481	20, 0.529	50, 0.517	80, 0.538	120, 0.502
35	160, 0.498					
40	80, 0.320	10, 0.270	20, 0.313	50, 0.314	80, 0.332	120, 0.311
40	160, 0.306					
55	80, 0.348	10, 0.319	20, 0.350	50, 0.334	80, 0.350	120, 0.322
55	160, 0.310					
60	80, 1.084	10, 1.008	20, 1.090	50, 1.038	80, 1.102	120, 0.960
60	160, 0.935					
80	80, 0.466	10, 0.419	20, 0.466	50, 0.454	80, 0.480	120, 0.449
80	160, 0.455					
95	80, 0.178	10, 0.160	20, 0.178	50, 0.170	80, 0.177	120, 0.167
95	160, 0.157					
130	80, 0.348	10, 0.279	20, 0.337	50, 0.353	80, 0.365	120, 0.347
130	160, 0.346					
145	80, 0.981	10, 0.773	20, 0.840	50, 0.827	80, 0.757	120, 0.671
145	160, 0.639					
20	80, 0.413	10, 0.329	20, 0.387	50, 0.376	80, 0.428	120, 0.379
20	160, 0.330					
25	80, 0.426	10, 0.327	20, 0.389	50, 0.405	80, 0.435	120, 0.417
25	160, 0.448					
30	80, 0.417	10, 0.397	20, 0.437	50, 0.429	80, 0.443	120, 0.401
30	160, 0.366					
40	80, 1.292	10, 1.172	20, 1.275	50, 1.208	80, 1.283	120, 1.128
40	160, 1.089					
45	80, 0.524		20, 0.491	50, 0.510	80, 0.523	120, 0.487
45	160, 0.497					
55	80, 1.426	10, 1.257	20, 1.423	50, 1.392	80, 1.426	120, 1.297
55	160, 1.251					
65	80, 2.019	10, 1.751	20, 1.959	50, 1.896	80, 2.047	120, 1.707
65	160, 1.671					
70	80, 0.364	10, 0.274	20, 0.339	50, 0.341	80, 0.351	120, 0.321
70	160, 0.317					
75	80, 0.400		20, 0.382	50, 0.392	80, 0.382	120, 0.379
75	160, 0.379					
80	80, 1.258	10, 1.140	20, 1.227	50, 1.182	80, 1.261	120, 1.075

```
S3  80 160, 1.066

S3  85  80, 0.201              20, 0.156   50, 0.190   80, 0.202  120, 0.203
S3  85 160, 0.196

S3  95  80, 0.174              20, 0.164   50, 0.178   80, 0.184  120, 0.168
S3  95 160, 0.169
```

QUANTERRA GC/MS

SEMIVOLATILE HSL CALIBRATION CHECK

ONTIN. CALIBRATION:	80 UG/ML HSL STD	ST16980831	08/31/98	12:31:00
NITIAL CALIBRATION:	10 UG/ML HSL STD	ST16980827A	08/27/98	9:56:00
NITIAL CALIBRATION:	20 UG/ML HSL STD	ST16980827B	08/27/98	10:21:00
NITIAL CALIBRATION:	50 UG/ML HSL STD	ST16980827C	08/27/98	10:51:00
NITIAL CALIBRATION:	80 UG/ML HSL STD	ST16980827	08/27/98	9:22:00
NITIAL CALIBRATION:	120 UG/ML HSL STD	ST16980827D	08/27/98	11:20:00
NITIAL CALIBRATION:	160 UG/ML HSL STD	ST16980827E	08/27/98	11:50:00

	ST16980831	ST16980827A	ST16980827B	ST16980827C	ST16980827	ST16980827D	ST16980827E
ib #	Conc RRF	Conc RRF	Conc RRF	Conc RRF	Conc RRF	Conc RRF	Conc RRF
3	90 80, 1.808	10, 1.617	20, 1.782	50, 1.736	80, 1.762	120, 1.556	90 160, 1.561
3	105 80, 0.472	10, 0.339	20, 0.412	50, 0.420	80, 0.437	120, 0.396	105 160, 0.378
3	130 80, 1.508	10, 1.300	20, 1.462	50, 1.452	80, 1.462	120, 1.328	130 160, 1.209
3	140 80, 0.659	10, 0.597	20, 0.647	50, 0.631	80, 0.646	120, 0.579	140 160, 0.575
3	135 80, 1.432	10, 1.251	20, 1.398	50, 1.340	80, 1.386	120, 1.224	135 160, 1.188
3	150 80, 0.319		20, 0.326	50, 0.320	80, 0.306	120, 0.263	150 160, 0.321
4	10 80, 0.138		20, 0.121	50, 0.139	80, 0.145	120, 0.124	10 160, 0.130
4	15 80, 0.532	10, 0.568	20, 0.582	50, 0.562	80, 0.539	120, 0.530	15 160, 0.523
4	20 80, 1.150	10, 1.150	20, 1.222	50, 1.186	80, 1.212	120, 1.098	20 160, 1.158
4	30 80, 0.228	10, 0.224	20, 0.231	50, 0.223	80, 0.232	120, 0.215	30 160, 0.210
4	40 80, 0.264	10, 0.273	20, 0.281	50, 0.255	80, 0.268	120, 0.238	40 160, 0.242
4	50 80, 0.156		20, 0.148	50, 0.156	80, 0.170	120, 0.155	50 160, 0.147
4	65 80, 1.079	10, 1.017	20, 1.081	50, 1.044	80, 1.096	120, 0.948	65 160, 1.010
4	70 80, 1.041	10, 1.019	20, 1.100	50, 1.026	80, 1.059	120, 0.908	70 160, 0.809
4	80 80, 0.771	10, 0.914	20, 0.763	50, 0.729	80, 0.769	120, 0.707	80 160, 0.701
4	85 80, 1.337	10, 1.233	20, 1.366	50, 1.332	80, 1.333	120, 1.137	85 160, 1.080

S4	110	80, 0.927	10, 1.013	20, 1.008	50, 0.925	80, 0.950	120, 0.788
S4	110	160, 0.715					
S5	10	80, 0.056		20, 0.155	50, 0.143	80, 0.077	120, 0.141
S5	10	160, 0.131					
S5	15	80, 1.443	10, 1.209	20, 1.310	50, 1.295	80, 1.468	120, 1.295
S5	15	160, 1.358					
S5	40	80, 0.708	10, 0.587	20, 0.673	50, 0.692	80, 0.722	120, 0.700
S5	40	160, 0.734					
S5	55	80, 0.374		20, 0.441	50, 0.421	80, 0.383	120, 0.405
S5	55	160, 0.391					
S5	50	80, 1.212	10, 1.058	20, 1.195	50, 1.116	80, 1.203	120, 1.086
S5	50	160, 1.092					
S5	60	80, 1.046	10, 1.034	20, 1.068	50, 1.005	80, 1.102	120, 0.959
S5	60	160, 0.919					
S5	65	80, 1.017	10, 0.812	20, 0.978	50, 0.986	80, 1.027	120, 0.987
S5	65	160, 1.089					
S6	10	80, 2.060	10, 1.637	20, 1.959	50, 1.985	80, 1.977	120, 1.967
S6	10	160, 2.023					
S6	15	80, 1.423	10, 1.322	20, 1.536	50, 1.448	80, 1.453	120, 1.490
S6	15	160, 1.412					
S6	25	80, 1.306	10, 1.185	20, 1.223	50, 1.171	80, 1.264	120, 1.171
S6	25	160, 0.940					
S6	35	80, 1.230	10, 1.168	20, 1.257	50, 1.206	80, 1.229	120, 1.147
S6	35	160, 1.084					
S6	55	80, 1.360	10, 1.253	20, 1.355	50, 1.312	80, 1.368	120, 1.241
S6	55	160, 1.144					
S6	60	80, 1.343	10, 1.254	20, 1.386	50, 1.288	80, 1.360	120, 1.212
S6	60	160, 1.105					
S6	65	80, 1.425	10, 1.339	20, 1.436	50, 1.356	80, 1.426	120, 1.289
S6	65	160, 1.139					
S1	6	80, 0.935	10, 0.832	20, 0.999	50, 0.946	80, 0.959	120, 0.902
S1	6	160, 0.882					
S2	2	80, 0.486	10, 0.446	20, 0.494	50, 0.469	80, 0.504	120, 0.452
S2	2	160, 0.452					
S3	3	80, 1.307	10, 1.252	20, 1.315	50, 1.253	80, 1.299	120, 1.171
S3	3	160, 1.116					
S5	2	80, 1.082	10, 0.932	20, 1.002	50, 0.976	80, 1.082	120, 0.960
S5	2	160, 1.019					
S1	3	80, 2.014		20, 2.057	50, 2.059	80, 2.046	120, 1.995
S1	3	160, 1.971					
S1	2	80, 1.306		20, 1.291	50, 1.332	80, 1.448	120, 1.376

```
S1   2 160, 1.394

S1   5  80, 1.483          20, 1.561   50, 1.501   80, 1.503  120, 1.437
S1   5 160, 1.407

S3   2  80, 0.241          20, 0.261   50, 0.239   80, 0.233  120, 0.228
S3   2 160, 0.217
```

DATA FROM FILE: ST16980831 SCANS 230 TO 1200 ACQUIRED: 08/31/98 12:31:00
CALI: ST16980831 #3
SAMPLE: SSTD080 80UG/ML CALI III 082198A
CONDS.: INST. ID: F16



DATA FROM FILE: ST16980831 SCANS 1200 TO 2158 ACQUIRED: 08/31/98 12:31:00
CALI: ST16980831 #3
SAMPLE: SSTD080 80UG/ML CALI III 082198A
CONDS.: INST. ID: F16



1662

Quantitation Report File: ST16980831

Data: ST16980831.TI
08/31/98 12:31:00
Sample: SSTD080 80UG/ML CALI III 082198A
Conds.: INST. ID: F16
Formula: 1UL INJ. Instrument: F16 Weight: 0.000
Submitted by: QES Analyst: DAT Acct. No.: FIN

AMOUNT=AREA * REF AMNT/(REF AREA * RESP FACT)
Resp. fac. from average of whole .RL

No	Name			
1	CI30 1,4-DICHLOROBENZENE-D4	152	IS1# 01	3855-82-1
2	CI40 NAPHTHALENE-D8	136	IS2# 01	1146-65-2
3	CI50 ACENAPHTHENE-D10	164	IS3# 01	15067-26-2
4	CI60 PHENANTHRENE-D10	188	IS4# 01	1517-22-2
5	CI70 CHRYSENE-D12	240	IS5# 01	1719-03-5
6	CI75 PERYLENE-D12	164	IS6# 01	1520-96-3
7	CS20 NITROBENZENE-D5	82	SS2# 02	4165-60-0
8	CS25 2-FLUOROBIPHENYL	172	SS3# 03	321-60-8
9	CS30 TERPHENYL-D14	244	SS5# 02	1718-51-0
10	CS45 PHENOL-D5	99	SS1# 03	4165-62-2
11	CS50 2-FLUOROPHENOL	112	SS1# 02	367-12-4
12	CS55 2,4,6-TRIBROMOPHENOL	330	SS3# 02	118-79-6
13	CS70 2-CHLOROPHENOL-D4	132	S1# 05	
14	CS75 1,2-DICHLOROBNZN-D4	152	S1# 06	
15	HEXACHLOROBENZENE-C13			
16	C310 N-NITROSODIMETHYLAMINE	74	S1# 15	62-75-9
17	C320 ANILINE	93	S1#100	62-53-3
18	C315 PHENOL	94	S1#105CC	108-95-2
19	C325 BIS(2-CHLOROETHYL)ETHER	93	S1#110	111-44-4
20	C330 2-CHLOROPHENOL	128	S2#115	95-57-8
21	C335 1,3-DICHLOROBENZENE	146	S1#125	541-73-1
22	C340 1,4-DICHLOROBENZENE	146	S1#130CC	106-46-7
23	C345 BENZYL ALCOHOL	108	S1#145	100-51-6
24	C350 1,2-DICHLOROBENZENE	146	S1#150	95-50-1
25	C355 2-METHYLPHENOL	108	S1#160	95-48-7
26	C360 2,2'-OXYBIS(1-CLPROPAN)	45	S1#165	108-60-1
27	C365 4-METHYLPHENOL	108	S1#185	106-44-5
28	C370 N-NITROSO-DI-N-PROPYLAM	70	S1#190SP	621-64-7
29	C375 HEXACHLOROETHANE	117	S1#200	67-72-1
30	C410 NITROBENZENE	77	S2# 10	98-95-3
31	C415 ISOPHORONE	82	S2# 20	75-59-1
32	C420 2-NITROPHENOL	139	S2# 25CC	88-75-5
33	C425 2,4-DIMETHYLPHENOL	107	S2# 30	105-67-9
34	C435 BIS(2-CHLOROETHOXY)METH	93	S2# 35	111-91-1
35	C440 2,4-DICHLOROPHENOL	162	S2# 40	120-83-2
36	C430 BENZOIC ACID	122	S2# 45	65-85-0
37	C445 1,2,4-TRICHLOROBENZENE	180	S2# 55	120-82-1
38	C450 NAPHTHALENE	128	S2# 60	91-20-3
39	C455 4-CHLOROANALINE	127	S2# 80	106-47-8
40	C460 HEXACHLOROBUTADIENE	225	S2# 95CC	87-68-3
41	C465 4-CHLORO-3-METHYLPHENO	107	S2#130CC	59-50-7
42	C470 2-METHYLNAPHTHALENE	142	S2#145	91-57-6
43	C510 HEXACHLOROCYCLOPENTADI	237	S3# 20	77-47-4
44	C515 2,4,6-TRICHLOROPHENOL	196	S3# 25CC	88-06-2
45	C520 2,4,5-TRICHLOROPHENOL	196	S3# 30	95-95-4
46	C525 2-CHLORONAPHTHALENE	162	S3# 40	91-58-7
47	C530 2-NITROANALINE	65	S3# 45	88-74-4

lo	Name			
8	C535 DIMETHYLPHTHALATE	163 S3# 55	131-11-3	
9	C540 ACENAPHTHYLENE	152 S3# 65	208-96-8	
0	C543 2,6-DINITROTOLUENE	165 S3# 70	606-20-2	

lo	m/z	Scan	Time	Ref	RRT	Meth	Area(Hght)	Amount	%Tot
1	152	340	3:47	1	1.000	A BB	28649.	40.000 UG/ML	0.60
2	136	530	5:54	2	1.000	A BB	100432.	40.000 UG/ML	0.60
3	164	828	9:13	3	1.000	A BB	54347.	40.000 UG/ML	0.60
4	188	1086	12:05	4	1.000	A BB	98520.	40.000 UG/ML	0.60
5	240	1552	17:16	5	1.000	A BB	62289.	40.000 UG/ML	0.60
6	264	1783	19:50	6	1.000	A BB	50750.	40.000 UG/ML	0.60
7	82	422	4:42	2	0.796	A BB	97588.	82.774 UG/ML	1.24
8	172	723	8:03	3	0.873	A BB	142092.	84.729 UG/ML	1.27
9	244	1383	15:23	5	0.891	A BB	134779.	86.967 UG/ML	1.30
0	99	308	3:26	1	0.906	A BB	115381.	79.535 UG/ML	1.19
1	112	196	2:11	1	0.576	A BB	74816.	76.346 UG/ML	1.14
2	330	969	10:47	3	1.170	A BB	26238.	81.946 UG/ML	1.23
3	132	312	3:28	1	0.918	A BB	84951.	80.059 UG/ML	1.20
4	152	359	4:00	1	1.056	A BB	53560.	81.280 UG/ML	1.22
5	NOT FOUND								
6	74	103	1:09	1	0.303	A BB	50841.	69.648 UG/ML	1.04
7	93	301	3:21	1	0.885	A BV	108330.	81.918 UG/ML	1.23
8	94	309	3:26	1	0.909	A VB	119147.	84.537 UG/ML	1.27
9	93	315	3:30	1	0.926	A VB	81492.	83.187 UG/ML	1.25
0	128	314	3:30	1	0.924	A BB	91760.	85.590 UG/ML	1.28
1	146	331	3:41	1	0.974	A BV	94316.	83.030 UG/ML	1.24
2	146	342	3:48	1	1.006	A VB	97001.	83.731 UG/ML	1.25
3	108	369	4:06	1	1.085	A BB	48199.	78.765 UG/ML	1.18
4	146	361	4:01	1	1.062	A BB	89006.	82.857 UG/ML	1.24
5	108	390	4:20	1	1.147	A BB	66743.	79.332 UG/ML	1.19
6	45	389	4:20	1	1.144	A BB	144852.	79.645 UG/ML	1.19
7	108	417	4:38	1	1.226	A BB	71198.	77.917 UG/ML	1.17
8	70	410	4:34	1	1.206	A BV	51578.	79.498 UG/ML	1.19
9	117	407	4:32	1	1.197	A BB	41410.	81.636 UG/ML	1.22
0	77	425	4:44	2	0.802	A VB	95928.	85.850 UG/ML	1.29
1	82	467	5:12	2	0.881	A BB	148832.	79.956 UG/ML	1.20
2	139	474	5:16	2	0.894	A VB	45121.	84.179 UG/ML	1.26
3	107	497	5:32	2	0.938	A BB	76740.	92.634 UG/ML	1.39
4	93	511	5:41	2	0.964	A BB	104239.	81.300 UG/ML	1.22
5	162	517	5:45	2	0.975	A BB	64246.	83.195 UG/ML	1.25
6	122	546	6:04	2	1.030	A BB	33466.	48.330 UG/ML	0.72
7	180	524	5:50	2	0.989	A BB	69958.	84.196 UG/ML	1.26
8	128	533	5:56	2	1.006	A BB	217673.	84.809 UG/ML	1.27
9	127	553	6:09	2	1.043	A BB	93696.	82.234 UG/ML	1.23
0	225	560	6:14	2	1.057	A BB	35840.	84.907 UG/ML	1.27
1	107	649	7:13	2	1.225	A BB	69925.	82.458 UG/ML	1.23
2	142	651	7:14	2	1.228	A BV	197003.	104.439 UG/ML	1.56
3	237	680	7:34	3	0.821	A BB	44842.	88.855 UG/ML	1.33
4	196	708	7:53	3	0.855	A BV	46323.	84.486 UG/ML	1.27
5	196	713	7:56	3	0.861	A VB	45345.	80.983 UG/ML	1.21
6	162	733	8:09	3	0.885	A BB	140394.	86.659 UG/ML	1.30
7	65	762	8:29	3	0.920	A BB	56935.	83.499 UG/ML	1.25
8	163	806	8:58	3	0.973	A BB	154975.	85.067 UG/ML	1.27
9	152	802	8:55	3	0.969	A BB	219486.	87.869 UG/ML	1.32
0	165	812	9:02	3	0.981	A BB	39614.	90.042 UG/ML	1.35

No	Ret(L)	Ratio	RRT(L)	Ratio	Amnt	Amnt(L)	R.Fac	R.Fac(L)	Ratio
1	3:47	1.00	1.000	1.00	40.00	40.00	1.000	1.000	1.00
2	5:54	1.00	1.000	1.00	40.00	40.00	1.000	1.000	1.00
3	9:13	1.00	1.000	1.00	40.00	40.00	1.000	1.000	1.00
4	12:05	1.00	1.000	1.00	40.00	40.00	1.000	1.000	1.00
5	17:16	1.00	1.000	1.00	40.00	40.00	1.000	1.000	1.00
6	19:50	1.00	1.000	1.00	40.00	40.00	1.000	1.000	1.00
7	4:42	1.00	0.796	1.00	82.77	50.00	0.777	0.470	1.66
8	8:03	1.00	0.873	1.00	84.73	50.00	2.092	1.234	1.69
9	15:23	1.00	0.891	1.00	86.97	50.00	1.731	0.995	1.74
10	3:26	1.00	0.906	1.00	79.53	50.00	3.222	2.025	1.59
11	2:11	1.00	0.576	1.00	76.35	50.00	2.089	1.368	1.53
12	10:47	1.00	1.170	1.00	81.95	50.00	0.386	0.236	1.64
13	3:28	1.00	0.918	1.00	80.06	50.00	2.372	1.482	1.60
14	4:00	1.00	1.056	1.00	81.28	50.00	1.496	0.920	1.63
15	12:39		0.941						
16	1:09	1.00	0.303	1.00	69.65	50.00	1.420	1.019	1.39
17	3:21	1.00	0.885	1.00	81.92	50.00	3.025	1.846	1.64
18	3:26	1.00	0.909	1.00	84.54	50.00	3.327	1.968	1.69
19	3:30	1.00	0.926	1.00	83.19	50.00	2.276	1.368	1.66
20	3:30	1.00	0.924	1.00	85.59	50.00	2.562	1.497	1.71
21	3:41	1.00	0.974	1.00	83.03	50.00	2.634	1.586	1.66
22	3:48	1.00	1.006	1.00	83.73	50.00	2.709	1.617	1.67
23	4:06	1.00	1.085	1.00	78.77	50.00	1.346	0.854	1.58
24	4:01	1.00	1.062	1.00	82.86	50.00	2.485	1.500	1.66
25	4:20	1.00	1.147	1.00	79.33	50.00	1.864	1.175	1.59
26	4:20	1.00	1.144	1.00	79.65	50.00	4.045	2.539	1.59
27	4:38	1.00	1.226	1.00	77.92	50.00	1.988	1.276	1.56
28	4:34	1.00	1.206	1.00	79.50	50.00	1.440	0.906	1.59
29	4:32	1.00	1.197	1.00	81.64	50.00	1.156	0.708	1.63
30	4:44	1.00	0.802	1.00	85.85	50.00	0.764	0.445	1.72
31	5:12	1.00	0.881	1.00	79.96	50.00	1.186	0.741	1.60
32	5:16	1.00	0.894	1.00	84.18	50.00	0.359	0.213	1.68
33	5:32	1.00	0.938	1.00	92.63	50.00	0.611	0.330	1.85
34	5:41	1.00	0.964	1.00	81.30	50.00	0.830	0.511	1.63
35	5:45	1.00	0.975	1.00	83.19	50.00	0.512	0.308	1.66
36	6:04	1.00	1.030	1.00	48.33	50.00	0.267	0.276	0.97
37	5:50	1.00	0.989	1.00	84.20	50.00	0.557	0.331	1.68
38	5:56	1.00	1.006	1.00	84.81	50.00	1.734	1.022	1.70
39	6:09	1.00	1.043	1.00	82.23	50.00	0.746	0.454	1.64
40	6:14	1.00	1.057	1.00	84.91	50.00	0.285	0.168	1.70
41	7:13	1.00	1.225	1.00	82.46	50.00	0.557	0.338	1.65
42	7:14	1.00	1.228	1.00	104.44	50.00	1.569	0.751	2.09
43	7:34	1.00	0.821	1.00	88.86	50.00	0.660	0.371	1.78
44	7:53	1.00	0.855	1.00	84.49	50.00	0.682	0.404	1.69
45	7:56	1.00	0.861	1.00	80.98	50.00	0.667	0.412	1.62
46	8:09	1.00	0.885	1.00	86.66	50.00	2.067	1.192	1.73
47	8:29	1.00	0.920	1.00	83.50	50.00	0.838	0.502	1.67
48	8:58	1.00	0.973	1.00	85.07	50.00	2.281	1.341	1.70
49	8:55	1.00	0.969	1.00	87.87	50.00	3.231	1.838	1.76
50	9:02	1.00	0.981	1.00	90.04	50.00	0.583	0.324	1.80

Quantitation Report File: ST16980831

Data: ST16980831.TI
08/31/98 12:31:00
Sample: SSTD080 80UG/ML CALI III 082198A
Conds.: INST. ID: F16
Formula: 1UL INJ. Instrument: F16 Weight: 0.000
Submitted by: QES Analyst: DAT Acct. No.: FIN

AMOUNT=AREA * REF AMNT/(REF AREA * RESP FACT)
Resp. fac. from average of whole .RL

No	Name			
51	C545 3-NITROANILINE	138	S3# 75	99-09-2
52	C550 ACENAPHTHENE	153	S3# 80CC	83-32-9
53	C555 2,4-DINITROPHENOL	184	S3# 85SP	51-28-5
54	C565 DIBENZOFURAN	168	S3# 90	132-64-9
55	C560 4-NITROPHENOL	109	S3# 95SP	100-02-7
56	C570 2,4-DINITROTOLUENE	165	S3#105	121-14-2
57	C580 DIETHYLPHTHALATE	149	S3#130	84-66-2
58	C590 FLUORENE	166	S3#135	86-73-7
59	C585 4-CHLOROPHENYL-PHENYLE	204	S3#140	7005-72-3
60	C595 4-NITROANALINE	138	S3#150	100-01-6
61	C610 4,6-DINITRO-2-METHYLPH	198	S4# 10	534-52-1
62	C615 N-NITROSODIPHENYLAMINE	169	S4# 15CC	87-30-6
63	C620 AZOBENZENE	77	S4# 20	103-33-3
64	C625 4-BROMOPHENYL-PHENYLET	248	S4# 30	101-55-3
65	C630 HEXACHLOROBENZENE	284	S4# 40	118-74-1
66	C635 PENTACHLOROPHENOL	266	S4# 50	87-86-5
67	C640 PHENANTHRENE	178	S4# 65	85-01-8
68	C645 ANTHRACENE	178	S4# 70	120-12-7
69	C647 CARBAZOLE	167	S4# 80	86-74-8
70	C650 DI-N-BUTYLPHTHALATE	149	S4# 85	84-74-2
71	C655 FLUORANTHENE	202	S4#110CC	206-44-0
72	C710 BENZIDINE	184	S5# 10	92-81-5
73	C715 PYRENE	202	S5# 15	129-00-0
74	C720 BUTYLBENZYLPHTHALATE	149	S5# 40	85-68-7
75	C730 BENZO(A)ANTHRACENE	228	S5# 50	56-55-3
76	C725 3,3'-DICHLOROBENZIDINE	252	S5# 55	91-94-1
77	C740 CHRYSENE	228	S5# 60	218-01-9
78	C745 BIS(2-ETHYLHEXYL)PHTHA	149	S5# 65	117-81-7
79	C760 DI-N-OCTYL PHTHALATE	149	S6# 10CC	117-84-0
80	C765 BENZO(B)FLUORANTHENE	252	S6# 15	205-99-2
81	C770 BENZO(K)FLUORANTHENE	252	S6# 25	207-08-9
82	C775 BENZO(A)PYRENE	252	S6# 35	50-32-8
83	C780 INDENO(1,2,3-CD)PYRENE	276	S6# 55	193-39-5
84	C785 DIBENZ(A,H)ANTHRACENE	278	S6# 60	53-70-3
85	C790 BENZO(G,H,I)PERYLENE	276	S6# 65	191-24-2

No	m/z	Scan	Time	Ref	RRT	Meth	Area(Hght)	Amount	%Tot
51	138	837	9:19	3	1.011	A BB	43517.	83.685 UG/ML	1.25
52	153	834	9:17	3	1.007	A BB	136730.	86.856 UG/ML	1.30
53	184	856	9:31	3	1.034	A BB	21832.	84.885 UG/ML	1.27
54	168	866	9:38	3	1.046	A VB	196548.	86.670 UG/ML	1.30
55	109	887	9:52	3	1.071	A BB	18892.	80.538 UG/ML	1.21
56	165	880	9:47	3	1.063	A BB	51300.	95.049 UG/ML	1.42
57	149	935	10:24	3	1.129	A BB	163921.	88.144 UG/ML	1.32
58	166	926	10:18	3	1.118	A BB	155682.	88.292 UG/ML	1.32

No	m/z	Scan	Time	Ref	RRT	Meth	Area(Hght)	Amount	%Tot
59	204	937	10:25	3	1.132	A BB	71622.	86.032 UG/ML	1.29
60	138	946	10:31	3	1.143	A BB	34652.	83.074 UG/ML	1.24
61	198	951	10:35	4	0.876	A BB	27112.	83.379 UG/ML	1.25
62	169	962	10:42	4	0.886	A BV	104728.	77.208 UG/ML	1.16
63	77	964	10:43	4	0.888	A VB	226631.	78.592 UG/ML	1.18
64	248	1020	11:21	4	0.939	A BB	44954.	82.055 UG/ML	1.23
65	284	1019	11:20	4	0.938	A BB	52022.	81.399 UG/ML	1.22
66	266	1062	11:49	4	0.978	A BB	30674.	80.327 UG/ML	1.20
67	178	1091	12:08	4	1.005	A BV	212616.	83.599 UG/ML	1.25
68	178	1100	12:14	4	1.013	A VB	205171.	84.402 UG/ML	1.26
69	167	1138	12:39	4	1.048	A BB	151821.	80.691 UG/ML	1.21
70	149	1227	13:39	4	1.130	A BB	263375.	85.782 UG/ML	1.28
71	202	1298	14:26	4	1.195	A BB	182566.	82.359 UG/ML	1.23
72	184	1341	14:55	5	0.864	A BB	6976.	34.563 UG/ML	0.52
73	202	1335	14:51	5	0.860	A BB	179798.	87.298 UG/ML	1.31
74	149	1488	16:33	5	0.959	A BV	88160.	82.691 UG/ML	1.24
75	228	1551	17:15	5	0.999	A BV	150997.	86.203 UG/ML	1.29
76	252	1562	17:22	5	1.006	A BB	46552.	73.268 UG/ML	1.10
77	228	1557	17:19	5	1.003	A VB	130339.	82.506 UG/ML	1.24
78	149	1603	17:50	5	1.033	A BB	126644.	83.005 UG/ML	1.24
79	149	1715	19:05	6	0.962	A BV	209065.	85.620 UG/ML	1.28
80	252	1728	19:13	6	0.969	A BV	144473.	78.892 UG/ML	1.18
81	252	1733	19:17	6	0.972	A VB	132603.	90.166 UG/ML	1.35
82	252	1775	19:45	6	0.996	A BB	124893.	83.293 UG/ML	1.25
83	276	1930	21:28	6	1.082	A BV	138037.	85.069 UG/ML	1.27
84	278	1937	21:33	6	1.086	A BB	136299.	84.763 UG/ML	1.27
85	276	1962	21:49	6	1.100	A BB	144611.	85.643 UG/ML	1.28

No	Ret(L)	Ratio	RRT(L)	Ratio	Amnt	Amnt(L)	R.Fac	R.Fac(L)	Ratio
51	9:19	1.00	1.011	1.00	83.68	50.00	0.641	0.383	1.67
52	9:17	1.00	1.007	1.00	86.86	50.00	2.013	1.159	1.74
53	9:31	1.00	1.034	1.00	84.89	50.00	0.321	0.189	1.70
54	9:38	1.00	1.046	1.00	86.67	50.00	2.893	1.669	1.73
55	9:52	1.00	1.071	1.00	80.54	50.00	0.278	0.173	1.61
56	9:47	1.00	1.063	1.00	95.05	50.00	0.755	0.397	1.90
57	10:24	1.00	1.129	1.00	88.14	50.00	2.413	1.369	1.76
58	10:18	1.00	1.118	1.00	88.29	50.00	2.292	1.298	1.77
59	10:25	1.00	1.132	1.00	86.03	50.00	1.054	0.613	1.72
60	10:31	1.00	1.143	1.00	83.07	50.00	0.510	0.307	1.66
61	10:35	1.00	0.876	1.00	83.38	50.00	0.220	0.132	1.67
62	10:42	1.00	0.886	1.00	77.21	50.00	0.850	0.551	1.54
63	10:43	1.00	0.888	1.00	78.59	50.00	1.840	1.171	1.57
64	11:21	1.00	0.939	1.00	82.05	50.00	0.365	0.222	1.64
65	11:20	1.00	0.938	1.00	81.40	50.00	0.422	0.259	1.63
66	11:49	1.00	0.978	1.00	80.33	50.00	0.249	0.155	1.61
67	12:08	1.00	1.005	1.00	83.60	50.00	1.726	1.033	1.67
68	12:14	1.00	1.013	1.00	84.40	50.00	1.666	0.987	1.69
69	12:39	1.00	1.048	1.00	80.69	50.00	1.233	0.764	1.61
70	13:39	1.00	1.130	1.00	85.78	50.00	2.139	1.247	1.72
71	14:26	1.00	1.195	1.00	82.36	50.00	1.482	0.900	1.65
72	14:55	1.00	0.864	1.00	34.56	50.00	0.090	0.130	0.69
73	14:51	1.00	0.860	1.00	87.30	50.00	2.309	1.323	1.75
74	16:33	1.00	0.959	1.00	82.69	50.00	1.132	0.685	1.65
75	17:15	1.00	0.999	1.00	86.20	50.00	1.939	1.125	1.72
76	17:22	1.00	1.006	1.00	73.27	50.00	0.598	0.408	1.47
77	17:19	1.00	1.003	1.00	82.51	50.00	1.674	1.014	1.65

No	Ret(L)	Ratio	RRT(L)	Ratio	Amnt	Amnt(L)	R.Fac	R.Fac(L)	Ratio
78	17:50	1.00	1.033	1.00	83.00	50.00	1.627	0.980	1.66
79	19:05	1.00	0.962	1.00	85.62	50.00	3.296	1.925	1.71
80	19:13	1.00	0.969	1.00	78.89	50.00	2.277	1.443	1.58
81	19:17	1.00	0.972	1.00	90.17	50.00	2.090	1.159	1.80
82	19:45	1.00	0.996	1.00	83.29	50.00	1.969	1.182	1.67
83	21:28	1.00	1.082	1.00	85.07	50.00	2.176	1.279	1.70
84	21:33	1.00	1.086	1.00	84.76	50.00	2.149	1.267	1.70
85	21:49	1.00	1.100	1.00	85.64	50.00	2.280	1.331	1.71

QUANTERRA GC/MS
SEMIVOLATILE APPENDIX IX CALIBRATION CHE

CONTIN. CALIBRATION: 80 UG/ML APPENDIX ST16980831A 08/31/98 13:07:00
INITIAL CALIBRATION: 10 UG/ML APPENDIX ST16980831B 08/31/98 13:35:00
INITIAL CALIBRATION: 20 UG/ML APPENDIX ST16980831C 08/31/98 14:02:00
INITIAL CALIBRATION: 50 UG/ML APPENDIX ST16980831D 08/31/98 14:32:00
INITIAL CALIBRATION: 80 UG/ML APPENDIX ST16980831A 08/31/98 13:07:00
INITIAL CALIBRATION: 120 UG/ML APPENDIX ST16980831E 08/31/98 15:02:00
INITIAL CALIBRATION: 160 UG/ML APPENDIX ST16980831F 08/31/98 15:31:00

Library			Initial Calibration Response Factor		% RSD	Continuing Calibration Amount		% Diff	
Entry		Compound	Avg	Min	Max	Calc	Exp		Max
S1	20	PYRIDINE	1.590		6.5	79.82	80.00	0.2	50.0
S1	30	2-PICOLINE	1.565		1.3	80.59	80.00	-0.7	50.0
S1	40	N-NITROSOMETHYLETHYL	0.811		9.2	86.37	80.00	-8.0	50.0
S1	60	METHYLMETHANESULFONA	0.636		6.2	75.73	80.00	5.3	50.0
S1	70	N-NITROSODIETHYLAMIN	0.521		7.6	84.19	80.00	-5.2	50.0
S1	85	ETHYLMETHANE SULFONA	1.109		11.0	84.32	80.00	-5.4	50.0
S1	95	PENTACHLOROETHANE	0.602		1.4	80.36	80.00	-0.5	50.0
S1	170	C361 ACETOPHENONE	1.934		2.8	80.44	80.00	-0.5	50.0
S1	175	N-NITROSOPYRROLIDINE	0.553		6.5	81.36	80.00	-1.7	50.0
S1	180	N-NITROSOMORPHOLINE	0.821		1.4	78.49	80.00	1.9	50.0
S1	182	3-METHYL PHENOL	2.252		9.9	85.54	80.00	-6.9	50.0
S1	195	O-TOLUIDINE	2.160		9.2	78.86	80.00	1.4	50.0
S2	15	N-NITROSOPIPERIDINE	0.321		4.9	81.55	80.00	-1.9	50.0
S2	50	AA-DIMETHYLPHENETHYL	1.285		15.6	64.54	80.00	19.3	50.0
S2	85	2,6-DICHLOROPHENOL	0.257		12.8	86.94	80.00	-8.7	50.0
S2	90	HEXACHLOROPROPENE	0.198		0.9	79.65	80.00	0.4	50.0
S2	115	P-PHENYLENE DIAMINE	0.131		42.2	22.98	80.00	71.3*	50.0
S2	120	N-NITROSODI-N-BUTYLA	0.213		7.2	84.49	80.00	-5.6	50.0
S2	140	SAFROLE	0.248		0.9	80.91	80.00	-1.1	50.0
S3	10	1,2,4,5-TETRACHLOROB	0.433		4.4	79.47	80.00	0.7	50.0
S3	15	ISOSAFROLE (#1)	0.044		3.4	78.49	80.00	1.9	50.0
S3	35	ISOSAFROLE (#2	0.195		2.2	80.49	80.00	-0.6	50.0
S3	42	1-CHLORONAPHTH	1.318		16.5	92.76	80.00	-16.0	50.0
S3	50	1,4-NAPHTHOQUINONE	0.414		5.6	86.39	80.00	-8.0	50.0
S3	60	1,3-DINITROBENZENE	0.198		8.6	85.21	80.00	-6.5	50.0
S3	100	PENTACHLOROBENZENE	0.489		3.8	80.60	80.00	-0.7	50.0
S3	110	1-NAPHTHYLAMINE	0.837		6.6	73.13	80.00	8.6	50.0
S3	115	2-NAPHTHYLAMINE	0.966		5.8	82.51	80.00	-3.1	50.0
S3	120	2,3,4,6-TETRACHLOROP	0.297		4.5	83.39	80.00	-4.2	50.0
S3	145	5-NITRO-O-TOLUIDINE	0.355		7.2	85.81	80.00	-7.3	50.0
S4	25	SYM-TRINITROBENZENE	0.162		5.3	84.96	80.00	-6.2	50.0
S4	35	PHENACETIN	0.317		3.2	79.69	80.00	0.4	50.0
S4	37	DIALLATE	0.090		4.4	78.88	80.00	1.4	50.0
S4	45	4-AMINOBIPHENYL	0.609		7.6	79.14	80.00	1.1	50.0
S4	55	PRONAMIDE	0.299		5.2	80.55	80.00	-0.7	50.0
S4	60	PENTACHLORONITROBENZ	0.080		1.8	78.96	80.00	1.3	50.0
S4	75	2SECBUTYL-4,6-DINITR	0.153		9.3	85.15	80.00	-6.4	50.0
S4	100	4-NITROQUINOLINE-1-O	0.072		11.5	84.40	80.00	-5.5	50.0
S4	105	METHAPYRILENE	0.305		26.8	53.79	80.00	32.8	50.0
S4	106	ISODRIN	0.127		1.5	80.73	80.00	-0.9	50.0
S4	120	CHLOROBENZILATE	0.323		11.1	76.29	80.00	4.6	50.0
S5	20	ARAMITE (#1)	0.061		4.4	79.45	80.00	0.7	50.0
S5	25	ARAMITE (#2)	0.087		4.4	83.30	80.00	-4.1	50.0
S5	30	P-DIMETHYLAMINOAZOBE	0.419		1.1	80.14	80.00	-0.2	50.0
S5	35	3,3'-DIMETHYLBENZIDI	0.418		17.0	77.82	80.00	2.7	50.0
S5	37	KEPONE	0.082		34.6	87.25	80.00	-9.1	50.0
S5	45	2-ACETYLAMINOFLUOREN	0.432		4.0	81.04	80.00	-1.3	50.0

85	3-METHYLCHOLANTHRENE	0.548	6.1	80.10	80.00	-0.1	50.0
20	7,12-DIMETHYLBENZANT	0.610	0.5	79.97	80.00	0.0	50.0

12.2% of the compounds exceed the %RSD value of 15.0. 6 of 49 compounds are out.

0 CCC cmpds out
1 of nonCCC exceed 50 %D

QUANTERRA GC/MS
SEMIVOLATILE APPENDIX IX CALIBRATION CHE

CONTIN. CALIBRATION: 80 UG/ML APPENDIX ST16980831A 08/31/98 13:07:00
INITIAL CALIBRATION: 10 UG/ML APPENDIX ST16980831B 08/31/98 13:35:00
INITIAL CALIBRATION: 20 UG/ML APPENDIX ST16980831C 08/31/98 14:02:00
INITIAL CALIBRATION: 50 UG/ML APPENDIX ST16980831D 08/31/98 14:32:00
INITIAL CALIBRATION: 80 UG/ML APPENDIX ST16980831A 08/31/98 13:07:00
INITIAL CALIBRATION: 120 UG/ML APPENDIX ST16980831E 08/31/98 15:02:00
INITIAL CALIBRATION: 160 UG/ML APPENDIX ST16980831F 08/31/98 15:31:00

	ST16980831A	ST16980831B	ST16980831C	ST16980831D	ST16980831A	ST16980831E ST16980831F
Lib #	Conc RRF	Conc RRF	Conc RRF	Conc RRF	Conc RRF	Conc RRF
S1 20	80, 1.587	10, 1.770	20, 1.583	50, 1.578	80, 1.587	120, 1.449
S1 20	160, 1.576					
S1 30	80, 1.577		20, 1.563	50, 1.594	80, 1.577	120, 1.547
S1 30	160, 1.545					
S1 40	80, 0.876	10, 0.700	20, 0.737	50, 0.823	80, 0.876	120, 0.860
S1 40	160, 0.870					
S1 60	80, 0.602	10, 0.619	20, 0.688	50, 0.685	80, 0.602	120, 0.619
S1 60	160, 0.604					
S1 70	80, 0.549	10, 0.450	20, 0.506	50, 0.521	80, 0.549	120, 0.547
S1 70	160, 0.555					
S1 85	80, 1.168	10, 0.921	20, 1.008	50, 1.120	80, 1.168	120, 1.190
S1 85	160, 1.244					
S1 95	80, 0.605		20, 0.612	50, 0.605	80, 0.605	120, 0.595
S1 95	160, 0.592					
S1 170	80, 1.945	10, 1.869	20, 2.024	50, 1.960	80, 1.945	120, 1.903
S1 170	160, 1.903					
S1 175	80, 0.562	10, 0.481	20, 0.555	50, 0.575	80, 0.562	120, 0.569
S1 175	160, 0.575					
S1 180	80, 0.805	10, 0.828	20, 0.838	50, 0.821	80, 0.805	120, 0.817
S1 180	160, 0.816					
S1 182	80, 2.408	10, 1.848	20, 2.130	50, 2.339	80, 2.408	120, 2.391
S1 182	160, 2.394					
S1 195	80, 2.129		20, 2.463	50, 2.228	80, 2.129	120, 2.032
S1 195	160, 1.949					
S2 15	80, 0.327	10, 0.293	20, 0.312	50, 0.326	80, 0.327	120, 0.337
S2 15	160, 0.329					
S2 50	80, 1.036		20, 1.575	50, 1.353	80, 1.036	120, 1.276
S2 50	160, 1.184					
S2 85	80, 0.280	10, 0.202	20, 0.234	50, 0.264	80, 0.280	120, 0.279
S2 85	160, 0.285					
S2 90	80, 0.197		20, 0.196	50, 0.201	80, 0.197	120, 0.198
S2 90	160, 0.198					

2	115	80, 0.038		20, 0.163	50, 0.167	80, 0.038	120, 0.165		
2	115	160, 0.121							
2	120	80, 0.225	10, 0.186	20, 0.205	50, 0.213	80, 0.225	120, 0.224		
2	120	160, 0.224							
2	140	80, 0.250		20, 0.246	50, 0.247	80, 0.250	120, 0.245		
2	140	160, 0.250							
3	10	80, 0.430	10, 0.469	20, 0.431	50, 0.434	80, 0.430	120, 0.416		
3	10	160, 0.419							
3	15	80, 0.043		20, 0.046	50, 0.042	80, 0.043	120, 0.044		
3	15	160, 0.044							
3	35	80, 0.196		20, 0.201	50, 0.195	80, 0.196	120, 0.190		
3	35	160, 0.192							
3	42	80, 1.528	10, 1.531	20, 1.098	50, 1.129	80, 1.528	120, 1.134		
3	42	160, 1.488							
3	50	80, 0.447		20, 0.403	50, 0.429	80, 0.447	120, 0.404		
3	50	160, 0.389							
3	60	80, 0.210	10, 0.166	20, 0.191	50, 0.202	80, 0.210	120, 0.212		
3	60	160, 0.204							
3	100	80, 0.493	10, 0.516	20, 0.504	50, 0.483	80, 0.493	120, 0.469		
3	100	160, 0.471							
3	110	80, 0.765	10, 0.869	20, 0.859	50, 0.889	80, 0.765	120, 0.872		
3	110	160, 0.769							
3	115	80, 0.996	10, 0.924	20, 0.974	50, 1.041	80, 0.996	120, 0.980		
3	115	160, 0.881							
3	120	80, 0.310		20, 0.277	50, 0.302	80, 0.310	120, 0.306		
3	120	160, 0.290							
3	145	80, 0.381		20, 0.345	50, 0.368	80, 0.381	120, 0.367		
3	145	160, 0.316							
4	25	80, 0.172		20, 0.149	50, 0.162	80, 0.172	120, 0.166		
4	25	160, 0.159							
4	35	80, 0.316		20, 0.305	50, 0.324	80, 0.316	120, 0.330		
4	35	160, 0.311							
4	37	80, 0.089		20, 0.088	50, 0.087	80, 0.089	120, 0.089		
4	37	160, 0.097							
4	45	80, 0.602		20, 0.643	50, 0.664	80, 0.602	120, 0.590		
4	45	160, 0.546							
4	55	80, 0.301		20, 0.312	50, 0.315	80, 0.301	120, 0.291		
4	55	160, 0.277							
	60	80, 0.079		20, 0.081	50, 0.079	80, 0.079	120, 0.082		
	60	160, 0.081							
	75	80, 0.163		20, 0.130	50, 0.165	80, 0.163	120, 0.159		

S4	75	160, 0.150					
S4	100	80, 0.076		20, 0.058	50, 0.074	80, 0.076	120, 0.079
S4	100	160, 0.075					
S4	105	80, 0.205		20, 0.424	50, 0.339	80, 0.205	120, 0.279
S4	105	160, 0.277					
S4	106	80, 0.128	10, 0.127	20, 0.125	50, 0.129	80, 0.128	120, 0.127
S4	106	160, 0.124					
S4	120	80, 0.308	10, 0.376	20, 0.351	50, 0.329	80, 0.308	120, 0.295
S4	120	160, 0.281					
S5	20	80, 0.061		20, 0.057	50, 0.063	80, 0.061	120, 0.064
S5	20	160, 0.061					
S5	25	80, 0.090		20, 0.081	50, 0.090	80, 0.090	120, 0.087
S5	25	160, 0.085					
S5	30	80, 0.420		20, 0.417	50, 0.425	80, 0.420	120, 0.412
S5	30	160, 0.420					
S5	35	80, 0.406		20, 0.522	50, 0.450	80, 0.406	120, 0.364
S5	35	160, 0.346					
S5	37	80, 0.089		20, 0.123	50, 0.087	80, 0.089	120, 0.056
S5	37	160, 0.054					
S5	45	80, 0.438		20, 0.404	50, 0.450	80, 0.438	120, 0.429
S5	45	160, 0.440					
S5	85	80, 0.549		20, 0.586	50, 0.576	80, 0.549	120, 0.515
S5	85	160, 0.514					
S6	20	80, 0.610		20, 0.609	50, 0.615	80, 0.610	120, 0.608
S6	20	160, 0.609					

DATA FROM FILE: ST16980831A SCANS 230 TO 1200 ACQUIRED: 08/31/98 13:07:00
CALI: ST16980831A #3
SAMPLE: 80UG/ML AP9 062598F
CONDS.: INST. ID: F16



FIG. 4

DATA FROM FILE: ST16980831A SCANS 1200 TO 2158 ACQUIRED: 08/31/98 13:07:00
CALI: ST16980831A #3

SAMPLE: 80UG/ML AP9 062598F
CONDS.: INST. ID: F16

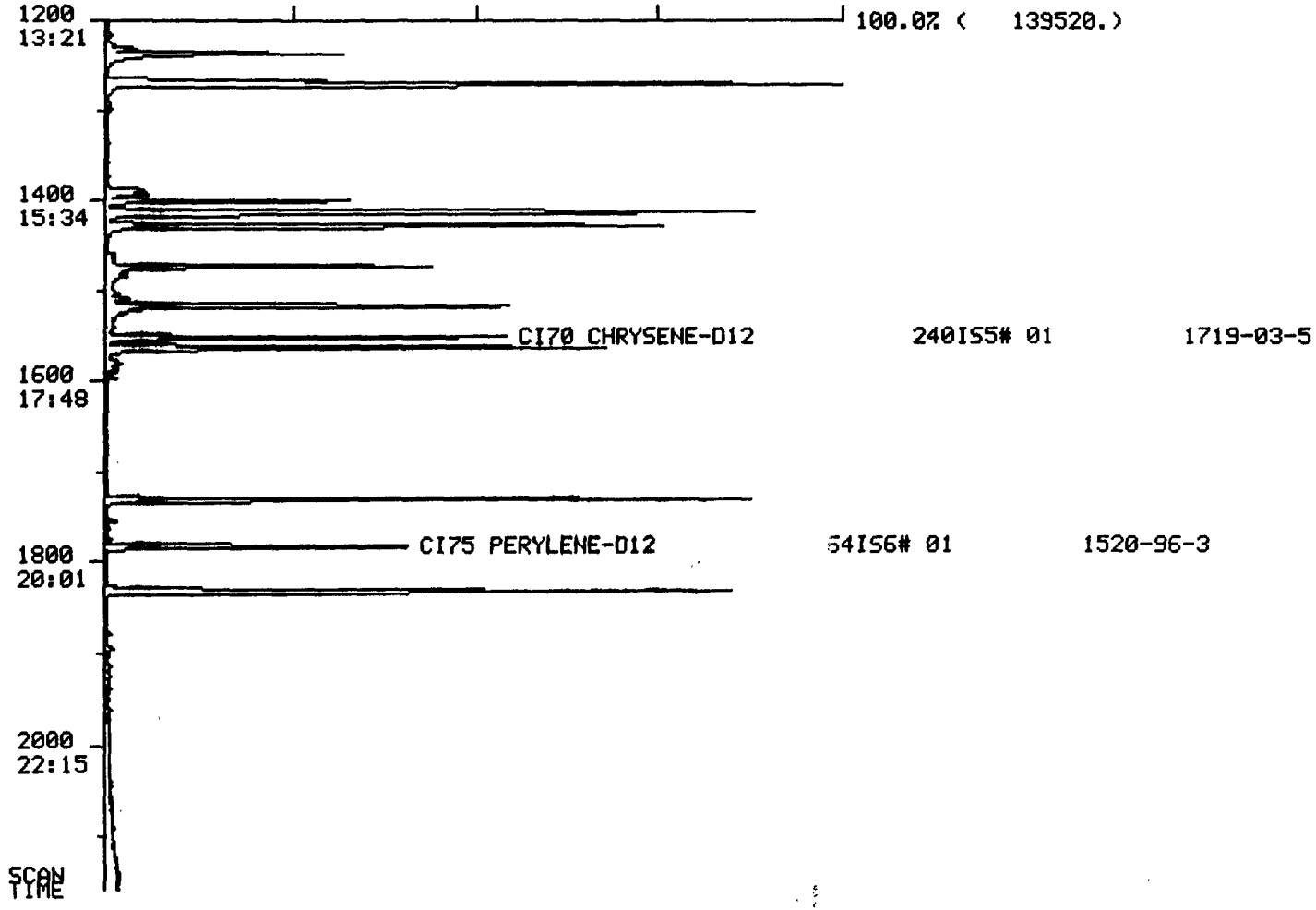

)uantitation Report File: ST16980831A

)ata: ST16980831A.TI
)8/31/98 13:07:00
;ample: 80UG/ML AP9 062598F
:onds.: INST. ID: F16
ormula: 1UL INJ. Instrument: F16 Weight: 0.000
ubmitted by: QES Analyst: DAT Acct. No.: FIN

MOUNT=AREA * REF AMNT/(REF AREA * RESP FACT)
esp. fac. from average of whole .RL

No	Name			
1	CI30 1,4-DICHLOROBENZENE-D4	152	IS1# 01	3855-82-1
2	CI40 NAPHTHALENE-D8	136	IS2# 01	1146-65-2
3	CI50 ACENAPHTHENE-D10	164	IS3# 01	15067-26-2
4	CI60 PHENANTHRENE-D10	188	IS4# 01	1517-22-2
5	CI70 CHRYSENE-D12	240	IS5# 01	1719-03-5
6	CI75 PERYLENE-D12	164	IS6# 01	1520-96-3
7	PYRIDINE	79	S1# 20	110-86-1
8	2-PICOLINE	93	S1# 30	109-06-8
9	N-NITROSOMETHYLETHYLAMINE	42	S1# 40	10595-95-6
10	METHYLMETHANESULFONATE	80	S1# 60	
11	N-NITROSODIETHYLAMINE	102	S1# 70	55-18-5
12	ETHYLMETHANE SULFONATE	79	S1# 85	66-27-3
13	PENTACHLOROETHANE	117	S1# 95	76-01-7
14	C361 ACETOPHENONE	105	S1#170	
15	N-NITROSOPYRROLIDINE	100	S1#175	930-55-2
16	N-NITROSOMORPHOLINE	56	S1#180	59-89-2
17	3-METHYL PHENOL	108	S1#182	
18	O-TOLUIDINE	106	S1#195	95-53-4
19	N-NITROSOPIPERIDINE	42	S2# 15	100-75-4
20	AA-DIMETHYLPHENETHYLAMINE	58	S2# 50	122-09-8
21	2,6-DICHLOROPHENOL	162	S2# 85	87-65-0
22	HEXACHLOROPROPENE	213	S2# 90	
23	P-PHENYLENE DIAMINE	108	S2#115	106-50-3
24	N-NITROSODI-N-BUTYLAMINE	84	S2#120	924-16-3
25	SAFROLE	152	S2#140	94-59-7
26	1,2,4,5-TETRACHLOROBENZENE	214	S3# 10	95-94-3
27	ISOSAFROLE (#1)	162	S3# 15	120-58-1
28	ISOSAFROLE (#2)	104	S3# 35	120-58-1
29	1-CHLORONAPHTHALENE	162	S3# 42	90-13-1
30	1,4-NAPHTHOQUINONE	158	S3# 50	130-15-4
31	1,3-DINITROBENZENE	168	S3# 60	99-65-0
32	PENTACHLOROBENZENE	250	S3#100	708-93-5
33	1-NAPHTHYLAMINE	143	S3#110	134-32-7
34	2-NAPHTHYLAMINE	143	S3#115	91-59-8
35	2,3,4,6-TETRACHLOROPHENOL	232	S3#120	58-90-2
36	5-NITRO-O-TOLUIDINE	152	S3#145	99-52-5
37	SYM-TRINITROBENZENE	75	S4# 25	
38	PHENACETIN	108	S4#35	62-44-2
39	DIALLATE	234	S4# 37	
40	4-AMINOBIPHENYL	169	S4# 45	92-67-1
41	PRONAMIDE	173	S4# 55	23950-58-5
42	PENTACHLORONITROBENZENE	237	S4# 60	82-68-8
43	2SECBUTYL-4,6-DINITROPHENOL	211	S4# 75	88-85-7
44	4-NITROQUINOLINE-1-OXIDE	190	S4#100	
45	METHAPYRILENE	58	S4#105	91-80-5
46	ISODRIN			
47	CHLOROBENZILATE	139	S4#120	

No	Name			
48	ARAMITE (#1)	185	S5# 20	140-57-8
49	ARAMITE (#2)	185	S5# 25	140-57-8
50	P-DIMETHYLAMINOAZOBENZENE	120	S5# 30	60-11-7

No	m/z	Scan	Time	Ref	RRT	Meth	Area(Hght)	Amount	%Tot
1	152	340	3:47	1	1.000	A BB	29680.	40.000 UG/ML	0.97
2	136	530	5:54	2	1.000	A BB	108356.	40.000 UG/ML	0.97
3	164	828	9:13	3	1.000	A BB	60104.	40.000 UG/ML	0.97
4	188	1087	12:05	4	1.000	A BB	107988.	40.000 UG/ML	0.97
5	240	1551	17:15	5	1.000	A BV	69686.	40.000 UG/ML	0.97
6	264	1782	19:49	6	1.000	A BB	54786.	40.000 UG/ML	0.97
7	79	103	1:09	1	0.303	A BB	94198.	79.822 UG/ML	1.93
8	93	145	1:37	1	0.426	A BB	93595.	80.606 UG/ML	1.95
9	42	157	1:45	1	0.462	A BB	51975.	86.359 UG/ML	2.09
10	80	182	2:01	1	0.535	A BB	35745.	75.724 UG/ML	1.83
11	102	218	2:25	1	0.641	A BB	32568.	84.191 UG/ML	2.04
12	79	255	2:50	1	0.750	A BB	69355.	84.324 UG/ML	2.04
13	117	302	3:22	1	0.888	A BB	35884.	80.375 UG/ML	1.94
14	105	404	4:30	1	1.188	A BB	115427.	80.441 UG/ML	1.94
15	100	405	4:30	1	1.191	A BB	33375.	81.342 UG/ML	1.97
16	56	411	4:34	1	1.209	A BV	47803.	78.504 UG/ML	1.90
17	108	419	4:40	1	1.232	A BB	142918.	85.538 UG/ML	2.07
18	106	408	4:32	1	1.200	A BB	126404.	78.852 UG/ML	1.91
19	42	451	5:01	2	0.851	A BV	70838.	81.594 UG/ML	1.97
20	58	710	7:54	2	1.340	qedt	224618.	64.531 UG/ML	1.56
21	162	552	6:08	2	1.042	A BB	60603.	86.895 UG/ML	2.10
22	213	549	6:06	2	1.036	A BB	42724.	79.594 UG/ML	1.92
23	108	667	7:25	2	1.258	qedt	8144.	22.982 UG/ML	0.56
24	84	620	6:54	2	1.170	A BB	48711.	84.388 UG/ML	2.04
25	162	648	7:12	2	1.223	A BB	54270.	80.884 UG/ML	1.96
26	214	681	7:34	3	0.822	A BB	51722.	79.457 UG/ML	1.92
27	162	698	7:46	3	0.843	A BB	5166.	78.765 UG/ML	1.90
28	104	737	8:12	3	0.890	A BB	23560.	80.505 UG/ML	1.95
29	162	733	8:09	3	0.885	A BB	183709.	92.771 UG/ML	2.24
30	158	770	8:34	3	0.930	A BB	53790.	86.357 UG/ML	2.09
31	168	803	8:56	3	0.970	A BB	25287.	85.215 UG/ML	2.06
32	250	858	9:33	3	1.036	A BB	59261.	80.576 UG/ML	1.95
33	143	883	9:49	3	1.066	A BB	91990.	73.120 UG/ML	1.77
34	143	899	10:00	3	1.086	A BB	119758.	82.503 UG/ML	1.99
35	232	895	9:57	3	1.081	A BB	37212.	83.399 UG/ML	2.02
36	152	940	10:27	3	1.135	A BB	45826.	85.785 UG/ML	2.07
37	75	1025	11:24	4	0.943	A VB	37064.	84.994 UG/ML	2.05
38	108	1034	11:30	4	0.951	A BB	68243.	79.750 UG/ML	1.93
39	234	1018	11:19	4	0.937	A BV	19166.	78.905 UG/ML	1.91
40	169	1069	11:53	4	0.983	A BB	130115.	79.141 UG/ML	1.91
41	173	1096	12:11	4	1.008	A BB	65067.	80.495 UG/ML	1.95
42	237	1061	11:48	4	0.976	A BB	17138.	78.989 UG/ML	1.91
43	211	1108	12:19	4	1.019	A VB	35264.	85.064 UG/ML	2.06
44	190	1236	13:45	4	1.137	A BB	16496.	84.279 UG/ML	2.04
45	58	1266	14:05	4	1.165	A BB	44262.	53.806 UG/ML	1.30
46	193	1270	14:08	4	1.168	A BV	27606.	80.734 UG/ML	1.95
47	139	1427	15:52	4	1.313	A BB	66594.	76.253 UG/ML	1.84
48	185	1399	15:34	5	0.902	A BB	8471.	79.616 UG/ML	1.92
49	185	1414	15:44	5	0.912	A BB	12567.	83.361 UG/ML	2.02
50	120	1412	15:42	5	0.910	A VB	58473.	80.139 UG/ML	1.94

No	Ret(L)	Ratio	RRT(L)	Ratio	Amnt	Amnt(L)	R.Fac	R.Fac(L)	Ratio
1	3:47	1.00	1.000	1.00	40.00	40.00	1.000	1.000	1.00
2	5:54	1.00	1.000	1.00	40.00	40.00	1.000	1.000	1.00
3	9:13	1.00	1.000	1.00	40.00	40.00	1.000	1.000	1.00
4	12:05	1.00	1.000	1.00	40.00	40.00	1.000	1.000	1.00
5	17:15	1.00	1.000	1.00	40.00	40.00	1.000	1.000	1.00
6	19:49	1.00	1.000	1.00	40.00	40.00	1.000	1.000	1.00
7	1:09	1.00	0.303	1.00	79.82	50.00	2.539	1.590	1.60
8	1:37	1.00	0.426	1.00	80.61	50.00	2.523	1.565	1.61
9	1:45	1.00	0.462	1.00	86.36	50.00	1.401	0.811	1.73
10	2:01	1.00	0.535	1.00	75.72	50.00	0.963	0.636	1.51
11	2:25	1.00	0.641	1.00	84.19	50.00	0.878	0.521	1.68
12	2:50	1.00	0.750	1.00	84.32	50.00	1.869	1.108	1.69
13	3:22	1.00	0.888	1.00	80.38	50.00	0.967	0.602	1.61
14	4:30	1.00	1.188	1.00	80.44	50.00	3.111	1.934	1.61
15	4:30	1.00	1.191	1.00	81.34	50.00	0.900	0.553	1.63
16	4:34	1.00	1.209	1.00	78.50	50.00	1.288	0.821	1.57
17	4:40	1.00	1.232	1.00	85.54	50.00	3.852	2.252	1.71
18	4:32	1.00	1.200	1.00	78.85	50.00	3.407	2.160	1.58
19	5:01	1.00	0.851	1.00	81.59	50.00	0.523	0.320	1.63
20	7:54	1.00	1.340	1.00	64.53	50.00	1.658	1.285	1.29
21	6:08	1.00	1.042	1.00	86.89	50.00	0.447	0.257	1.74
22	6:06	1.00	1.036	1.00	79.59	50.00	0.315	0.198	1.59
23	7:25	1.00	1.258	1.00	22.98	50.00	0.060	0.131	0.46
24	6:54	1.00	1.170	1.00	84.39	50.00	0.360	0.213	1.69
25	7:12	1.00	1.223	1.00	80.88	50.00	0.401	0.248	1.62
26	7:34	1.00	0.822	1.00	79.46	50.00	0.688	0.433	1.59
27	7:46	1.00	0.843	1.00	78.76	50.00	0.069	0.044	1.58
28	8:12	1.00	0.890	1.00	80.51	50.00	0.314	0.195	1.61
29	8:09	1.00	0.885	1.00	92.77	50.00	2.445	1.318	1.86
30	8:34	1.00	0.930	1.00	86.36	50.00	0.716	0.415	1.73
31	8:56	1.00	0.970	1.00	85.22	50.00	0.337	0.197	1.70
32	9:33	1.00	1.036	1.00	80.58	50.00	0.789	0.489	1.61
33	9:49	1.00	1.066	1.00	73.12	50.00	1.224	0.837	1.46
34	10:00	1.00	1.086	1.00	82.50	50.00	1.594	0.966	1.65
35	9:57	1.00	1.081	1.00	83.40	50.00	0.495	0.297	1.67
36	10:27	1.00	1.135	1.00	85.79	50.00	0.610	0.356	1.72
37	11:24	1.00	0.943	1.00	84.99	50.00	0.275	0.162	1.70
38	11:30	1.00	0.951	1.00	79.75	50.00	0.506	0.317	1.59
39	11:19	1.00	0.937	1.00	78.90	50.00	0.142	0.090	1.58
40	11:53	1.00	0.983	1.00	79.14	50.00	0.964	0.609	1.58
41	12:11	1.00	1.008	1.00	80.50	50.00	0.482	0.299	1.61
42	11:48	1.00	0.976	1.00	78.99	50.00	0.127	0.080	1.58
43	12:19	1.00	1.019	1.00	85.06	50.00	0.261	0.154	1.70
44	13:45	1.00	1.137	1.00	84.28	50.00	0.122	0.073	1.69
45	14:05	1.00	1.165	1.00	53.81	50.00	0.328	0.305	1.08
46	14:08	1.00	1.168	1.00	80.73	50.00	0.205	0.127	1.61
47	15:52	1.00	1.313	1.00	76.25	50.00	0.493	0.323	1.53
48	15:34	1.00	0.902	1.00	79.62	50.00	0.097	0.061	1.59
49	15:44	1.00	0.912	1.00	83.36	50.00	0.144	0.087	1.67
50	15:42	1.00	0.910	1.00	80.14	50.00	0.671	0.419	1.60

Quantitation Report File: ST16980831A

Data: ST16980831A.TI
08/31/98 13:07:00
Sample: 80UG/ML AP9 062598F
Conds.: INST. ID: F16
Formula: 1UL INJ. Instrument: F16 Weight: 0.000
Submitted by: QES Analyst: DAT Acct. No.: FIN

AMOUNT=AREA * REF AMNT/(REF AREA * RESP FACT)
Resp. fac. from average of whole .RL

No	Name			
51	3,3'-DIMETHYLBENZIDINE	212	S5# 35	
52	KEPONE	272	S5# 37	
53	2-ACETYLAMINOFLUORENE	181	S5# 45	53-96-3
54	3-METHYLCHOLANTHRENE	268	S5# 85	56-49-5
55	7,12-DIMETHYLBENZANTHRACENE	256	S6# 20	75-97-6
56	HEXACHLOROPHENE	196	S6# 30	70-30-4

No	m/z	Scan	Time	Ref	RRT	Meth	Area(Hght)	Amount	%Tot
51	212	1472	16:22	5	0.949	A BB	56612.	77.811 UG/ML	1.88
52	272	1458	16:13	5	0.940	qedt	12434.	87.077 UG/ML	2.10
53	181	1516	16:52	5	0.977	A BB	61022.	81.053 UG/ML	1.96
54	268	1832	20:23	5	1.181	A BB	76474.	80.095 UG/ML	1.94
55	256	1731	19:15	6	0.971	A BB	66838.	79.991 UG/ML	1.93
56	NOT FOUND								

No	Ret(L)	Ratio	RRT(L)	Ratio	Amnt	Amnt(L)	R.Fac	R.Fac(L)	Ratio
51	16:22	1.00	0.949	1.00	77.81	50.00	0.650	0.418	1.56
52	16:13	1.00	0.940	1.00	87.08	50.00	0.143	0.082	1.74
53	16:52	1.00	0.977	1.00	81.05	50.00	0.701	0.432	1.62
54	20:23	1.00	1.181	1.00	80.10	50.00	0.878	0.548	1.60
55	19:15	1.00	0.971	1.00	79.99	50.00	0.976	0.610	1.60
56	21:11		0.992						

MANUAL EDIT CODES
1. PEAK NOT FOUND
2. POOR CHROMATOGRAPH.
3. WRONG ISOMER
ALL MANUAL EDITS MUST BE
INITIALED, DATED, AND CODED

RIC+MASS CHROMATOGRAM
08/31/98 13:07:00
SAMPLE: 80UG/ML AP9 062598F
CONDS.: INST. ID: F16
RANGE: G 1,2158 LABEL: N 0, 2.0 QUAN: A 6, 2.0 J 0 BASE: U 20, 3

DATA: ST16980831A #1 SCANS 480 TO 850
CALI: ST16980831A #3

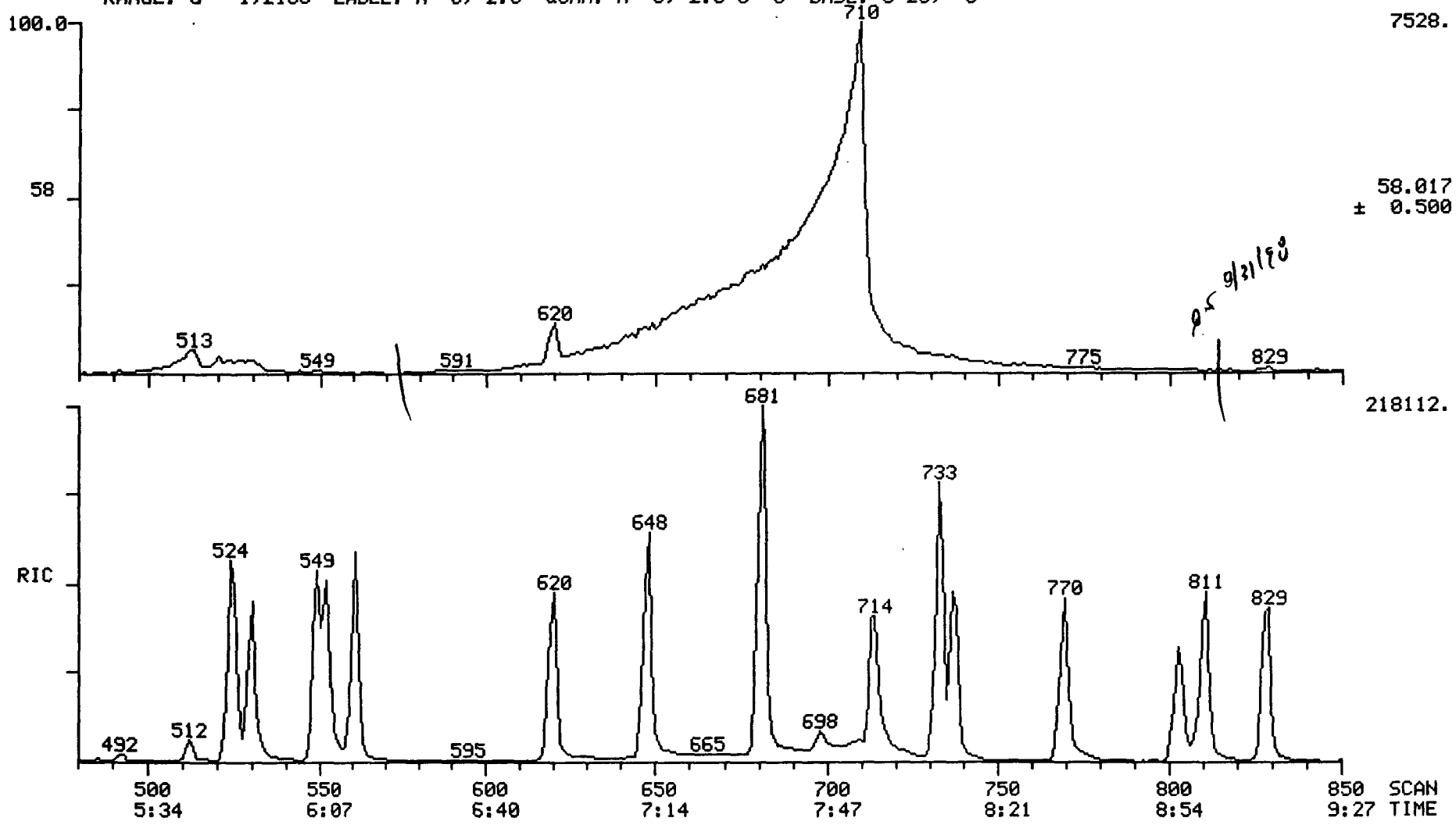

FIG 2

RIC+MASS CHROMATOGRAM DATA: ST16980831A #1 SCANS 600 TO 800
08/31/98 13:07:00 CALI: ST16980831A #3
SAMPLE: 80UG/ML AP9 062598F
CONDS.: INST. ID: F16
RANGE: G 1,2158 LABEL: N 0, 2.0 QUAN: A 6, 2.0 J 0 BASE: U 20, 3

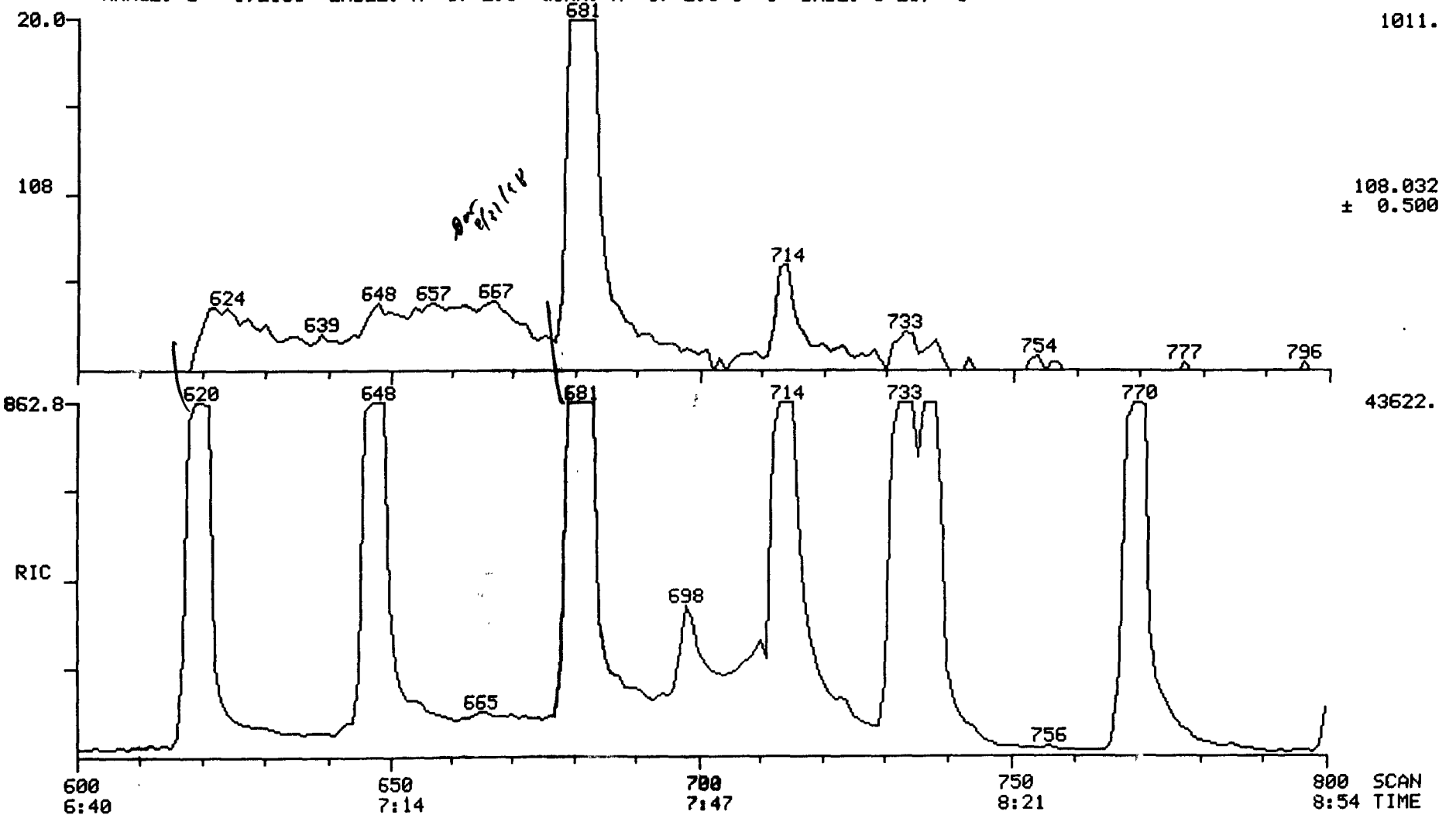

16

RIC+MASS CHROMATOGRAM
08/31/98 13:07:00
SAMPLE: 80UG/ML AP9 062598F
CONDS.: INST. ID: F16
RANGE: G 1,2158 LABEL: N 0, 2.0 QUAN: A 6, 2.0 J 0 BASE: U 20, 3

DATA: ST16980831A #1 SCANS 1440 TO 1590
CALI: ST16980831A #3

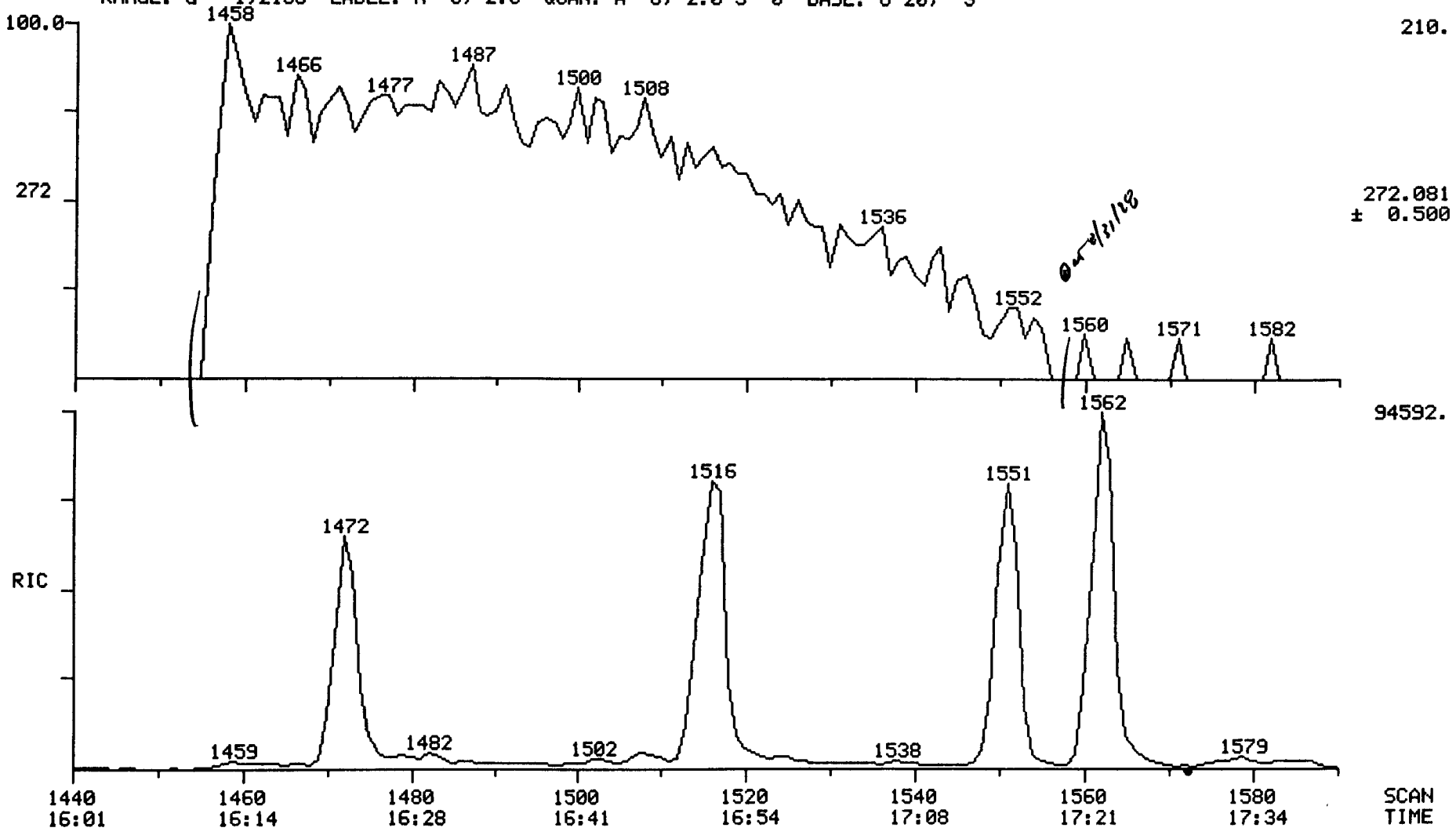

1622

QUANTERRA GC/MS
SEMIVOLATILE HSL CALIBRATION CHECK

CONTIN. CALIBRATION:	80 UG/ML HSL STD	ST16980902	09/02/98	14:53:00
INITIAL CALIBRATION:	10 UG/ML HSL STD	ST16980827A	08/27/98	9:56:00
INITIAL CALIBRATION:	20 UG/ML HSL STD	ST16980827B	08/27/98	10:21:00
INITIAL CALIBRATION:	50 UG/ML HSL STD	ST16980827C	08/27/98	10:51:00
INITIAL CALIBRATION:	80 UG/ML HSL STD	ST16980827	08/27/98	9:22:00
INITIAL CALIBRATION:	120 UG/ML HSL STD	ST16980827D	08/27/98	11:20:00
INITIAL CALIBRATION:	160 UG/ML HSL STD	ST16980827E	08/27/98	11:50:00

Library			Initial Calibration Response Factor		% RSD		Continuing Calibration Amount		% Diff	
Entry		Compound	Avg	Min		Max	Calc	Exp		Max
S1	15	C310 N-NITROSODIMETH	1.019		4.4		77.17	80.00	3.5	50.0
S1	100	C320 ANILINE	1.846		6.2		72.66	80.00	9.2	50.0
S1	105	C315 PHENOL	1.968		7.8	30.0	78.81	80.00	1.5	20.0
S1	110	C325 BIS(2-CHLOROETH	1.368		6.1		84.70	80.00	-5.9	50.0
S1	115	C330 2-CHLOROPHENOL	1.497		5.5		82.69	80.00	-3.4	50.0
S1	125	C335 1,3-DICHLOROBEN	1.586		4.5		81.00	80.00	-1.3	50.0
S1	130	C340 1,4-DICHLOROBEN	1.618		4.8	30.0	80.31	80.00	-0.4	20.0
S1	145	C345 BENZYL ALCOHOL	0.854		9.3		71.16	80.00	11.1	50.0
S1	150	C350 1,2-DICHLOROBEN	1.500		5.0		80.48	80.00	-0.6	50.0
S1	160	C355 2-METHYLPHENOL	1.174		7.4		74.75	80.00	6.6	50.0
S1	165	C360 2,2'-OXYBIS(1-C	2.539		3.9		77.25	80.00	3.4	50.0
S1	185	C365 4-METHYLPHENOL	1.276		9.0		71.19	80.00	11.0	50.0
S1	190	C370 N-NITROSO-DI-N-	0.906	0.050	5.1		75.97	80.00	5.0	50.0
S1	200	C375 HEXACHLOROETHAN	0.708		3.5		79.54	80.00	0.6	50.0
S2	10	C410 NITROBENZENE	0.445		7.2		84.18	80.00	-5.2	50.0
S2	20	C415 ISOPHORONE	0.742		5.5		80.59	80.00	-0.7	50.0
S2	25	C420 2-NITROPHENOL	0.213		7.9	30.0	82.30	80.00	-2.9	20.0
S2	30	C425 2,4-DIMETHYLPHE	0.330		16.9		91.51	80.00	-14.4	50.0
S2	45	C430 BENZOIC ACID	0.276		4.7		44.76	80.00	-44.1	50.0
S2	35	C435 BIS(2-CHLOROETH	0.511		4.1		80.57	80.00	-0.7	50.0
S2	40	C440 2,4-DICHLOROPHE	0.308		6.6	30.0	80.28	80.00	-0.3	20.0
S2	55	C445 1,2,4-TRICHLORO	0.331		5.0		85.14	80.00	-6.4	50.0
S2	60	C450 NAPHTHALENE	1.022		6.6		85.54	80.00	-6.9	50.0
S2	80	C455 4-CHLOROANALINE	0.454		4.5		82.80	80.00	-3.5	50.0
S2	95	C460 HEXACHLOROBUTAD	0.168		5.1	30.0	86.60	80.00	-8.2	20.0
S2	130	C465 4-CHLORO-3-METH	0.338		9.0	30.0	80.18	80.00	-0.2	20.0
S2	145	C470 2-METHYLNAPHTHA	0.751		10.8		103.64	80.00	-29.5	50.0
S3	20	C510 HEXACHLOROCYCLO	0.372	0.050	10.1		83.99	80.00	-5.0	50.0
S3	25	C515 2,4,6-TRICHLORO	0.404		10.6	30.0	79.06	80.00	1.2	20.0
S3	30	C520 2,4,5-TRICHLORO	0.412		7.1		80.17	80.00	-0.2	50.0
S3	40	C525 2-CHLORONAPHTHA	1.193		6.6		85.88	80.00	-7.4	50.0
S3	45	C530 2-NITROANALINE	0.502		2.9		79.87	80.00	0.2	50.0
S3	55	C535 DIMETHYLPHTHALA	1.341		6.1		84.51	80.00	-5.6	50.0
S3	65	C540 ACENAPHTHYLENE	1.839		8.2		86.94	80.00	-8.7	50.0
S3	70	C543 2,6-DINITROTOLU	0.324		8.5		87.18	80.00	-9.0	50.0
S3	75	C545 3-NITROANILINE	0.383		1.4		81.46	80.00	-1.8	50.0
S3	80	C550 ACENAPHTHENE	1.158		6.9	30.0	86.26	80.00	-7.8	20.0
S3	85	C555 2,4-DINITROPHEN	0.189	0.050	10.3		68.85	80.00	13.9	50.0

QUANTERRA GC/MS
SEMIVOLATILE HSL CALIBRATION CHECK

ONTIN. CALIBRATION: 80 UG/ML HSL STD ST16980902 09/02/98 14:53:00
NITIAL CALIBRATION: 10 UG/ML HSL STD ST16980827A 08/27/98 9:56:00
NITIAL CALIBRATION: 20 UG/ML HSL STD ST16980827B 08/27/98 10:21:00
NITIAL CALIBRATION: 50 UG/ML HSL STD ST16980827C 08/27/98 10:51:00
NITIAL CALIBRATION: 80 UG/ML HSL STD ST16980827 08/27/98 9:22:00
NITIAL CALIBRATION: 120 UG/ML HSL STD ST16980827D 08/27/98 11:20:00
NITIAL CALIBRATION: 160 UG/ML HSL STD ST16980827E 08/27/98 11:50:00

ibrary			Initial Calibration Response Factor		% RSD	Continuing Calibration Amount		% Diff	
Entry		Compound	Avg	Min	Max	Calc	Exp		Max
3	90	C565 DIBENZOFURAN	1.669	6.2		85.82	80.00	-7.3	50.0
3	105	C570 2,4-DINITROTOLU	0.397	8.8		93.46	80.00	-16.8	50.0
3	130	C580 DIETHYLPHTHALAT	1.369	7.7		86.28	80.00	-7.9	50.0
3	140	C585 4-CHLOROPHENYL-	0.613	5.4		88.61	80.00	-10.8	50.0
3	135	C590 FLUORENE	1.298	6.8		88.71	80.00	-10.9	50.0
3	150	C595 4-NITROANALINE	0.307	8.4		78.22	80.00	2.2	50.0
4	10	C610 4,6-DINITRO-2-M	0.132	7.6		82.12	80.00	-2.7	50.0
4	15	C615 N-NITROSODIPHEN	0.551	4.2	30.0	79.08	80.00	1.2	20.0
4	20	C620 AZOBENZENE	1.171	3.9		80.34	80.00	-0.4	50.0
4	30	C625 4-BROMOPHENYL-P	0.223	3.9		87.69	80.00	-9.6	50.0
4	40	C630 HEXACHLOROBENZE	0.260	6.7		87.45	80.00	-9.3	50.0
4	50	C635 PENTACHLOROPHEN	0.155	5.9	30.0	75.84	80.00	5.2	20.0
4	65	C640 PHENANTHRENE	1.033	5.2		84.48	80.00	-5.6	50.0
4	70	C645 ANTHRACENE	0.987	11.0		85.24	80.00	-6.6	50.0
4	80	C647 CARBAZOLE	0.764	10.3		84.72	80.00	-5.9	50.0
4	85	C650 DI-N-BUTYLPHTHA	1.247	9.4		86.27	80.00	-7.8	50.0
4	110	C655 FLUORANTHENE	0.900	13.5	30.0	84.07	80.00	-5.1	20.0
5	10	C710 BENZIDINE	0.129	23.7		12.00	80.00	85.0*	50.0
5	15	C715 PYRENE	1.323	6.5		82.90	80.00	-3.6	50.0
5	40	C720 BUTYLBENZYLPHTH	0.685	7.7		82.18	80.00	-2.7	50.0
5	55	C725 3,3'-DICHLOROBE	0.408	5.7		76.65	80.00	4.2	50.0
5	50	C730 BENZO(A)ANTHRAC	1.125	5.4		87.03	80.00	-8.8	50.0
5	60	C740 CHRYSENE	1.014	6.7		82.83	80.00	-3.5	50.0
5	65	C745 BIS(2-ETHYLHEXY	0.980	9.4		80.96	80.00	-1.2	50.0
5	10	C760 DI-N-OCTYL PHTH	1.925	7.4	30.0	80.21	80.00	-0.3	20.0
5	15	C765 BENZO(B)FLUORAN	1.444	5.0		77.01	80.00	3.7	50.0
5	25	C770 BENZO(K)FLUORAN	1.159	9.8		86.88	80.00	-8.6	50.0
5	35	C775 BENZO(A)PYRENE	1.182	5.3	30.0	82.06	80.00	-2.6	20.0
5	55	C780 INDENO(1,2,3-CD	1.279	6.6		80.36	80.00	-0.4	50.0
5	60	C785 DIBENZ(A,H)ANTH	1.267	8.1		81.54	80.00	-1.9	50.0
5	65	C790 BENZO(G,H,I)PER	1.331	8.2		81.13	80.00	-1.4	50.0
1	6	CS75 1,2-DICHLOROBNZ	0.920	6.5		79.99	80.00	0.0	50.0
2	2	CS20 NITROBENZENE-D5	0.470	5.2		82.78	80.00	-3.5	50.0
3	3	CS25 2-FLUOROBIPHENY	1.234	6.2		84.45	80.00	-5.6	50.0
5	2	CS30 TERPHENYL-D14	0.995	5.3		84.17	80.00	-5.2	50.0
1	3	CS45 PHENOL-D5	2.026	2.0		75.06	80.00	6.2	50.0
1	2	CS50 2-FLUOROPHENOL	1.368	4.4		71.18	80.00	11.0	50.0
1	5	CS70 2-CHLOROPHENOL-	1.482	4.1		76.79	80.00	4.0	50.0
3	2	CS55 2,4,6-TRIBROMOP	0.236	6.9		88.86	80.00	-11.1	50.0

2.6% of the compounds exceed the %RSD value of 15.0. 2 of 78 compounds are out.

0*CCC cmpds out
1 of nonCCC exceed 50 %D

QUANTERRA GC/MS
SEMIVOLATILE HSL CALIBRATION CHECK

CONTIN. CALIBRATION:	80 UG/ML HSL STD	ST16980902	09/02/98	14:53:00
INITIAL CALIBRATION:	10 UG/ML HSL STD	ST16980827A	08/27/98	9:56:00
INITIAL CALIBRATION:	20 UG/ML HSL STD	ST16980827B	08/27/98	10:21:00
INITIAL CALIBRATION:	50 UG/ML HSL STD	ST16980827C	08/27/98	10:51:00
INITIAL CALIBRATION:	80 UG/ML HSL STD	ST16980827	08/27/98	9:22:00
INITIAL CALIBRATION:	120 UG/ML HSL STD	ST16980827D	08/27/98	11:20:00
INITIAL CALIBRATION:	160 UG/ML HSL STD	ST16980827E	08/27/98	11:50:00

Lib #	ST16980902 Conc RRF	ST16980827A Conc RRF	ST16980827B Conc RRF	ST16980827C Conc RRF	ST16980827 Conc RRF	ST16980827D Conc RRF	ST16980827E Conc RRF
S1 15	80, 0.983	10, 0.952	20, 1.010	50, 1.016	80, 1.087	120, 1.008	160, 1.042
S1 100	80, 1.677	10, 1.947	20, 1.988	50, 1.814	80, 1.876	120, 1.778	160, 1.674
S1 105	80, 1.939	10, 1.699	20, 2.037	50, 2.035	80, 2.148	120, 1.907	160, 1.982
S1 110	80, 1.448	10, 1.336	20, 1.465	50, 1.438	80, 1.414	120, 1.291	160, 1.261
S1 115	80, 1.547	10, 1.386	20, 1.569	50, 1.522	80, 1.603	120, 1.450	160, 1.451
S1 125	80, 1.606	10, 1.515	20, 1.668	50, 1.618	80, 1.659	120, 1.546	160, 1.510
S1 130	80, 1.624	10, 1.580	20, 1.695	50, 1.666	80, 1.697	120, 1.547	160, 1.518
S1 145	80, 0.760	10, 0.702	20, 0.851	50, 0.872	80, 0.913	120, 0.866	160, 0.922
S1 150	80, 1.509	10, 1.475	20, 1.606	50, 1.482	80, 1.573	120, 1.454	160, 1.409
S1 160	80, 1.097	10, 0.998	20, 1.206	50, 1.221	80, 1.209	120, 1.199	160, 1.213
S1 165	80, 2.452	10, 2.393	20, 2.676	50, 2.597	80, 2.582	120, 2.502	160, 2.486
S1 185	80, 1.135	10, 1.049	20, 1.298	50, 1.355	80, 1.287	120, 1.316	160, 1.351
S1 190	80, 0.860	10, 0.819	20, 0.934	50, 0.938	80, 0.940	120, 0.913	160, 0.890
S1 200	80, 0.704	10, 0.665	20, 0.740	50, 0.713	80, 0.720	120, 0.706	160, 0.706
S2 10	80, 0.468	10, 0.423	20, 0.477	50, 0.455	80, 0.486	120, 0.419	160, 0.410
S2 20	80, 0.747	10, 0.685	20, 0.778	50, 0.774	80, 0.778	120, 0.726	160, 0.708

2	25	80,	0.219	10,	0.182	20,	0.212	50,	0.218	80,	0.232	120,	0.219
2	25	160,	0.217										
2	30	80,	0.377	10,	0.234	20,	0.309	50,	0.334	80,	0.400	120,	0.349
2	30	160,	0.353										
2	45	80,	0.154			20,	0.257	50,	0.279	80,	0.270	120,	0.280
2	45	160,	0.292										
2	35	80,	0.514	10,	0.481	20,	0.529	50,	0.517	80,	0.538	120,	0.502
2	35	160,	0.498										
2	40	80,	0.309	10,	0.270	20,	0.313	50,	0.314	80,	0.332	120,	0.311
2	40	160,	0.306										
2	55	80,	0.352	10,	0.319	20,	0.350	50,	0.334	80,	0.350	120,	0.322
2	55	160,	0.310										
2	60	80,	1.093	10,	1.008	20,	1.090	50,	1.038	80,	1.102	120,	0.960
2	60	160,	0.935										
2	80	80,	0.470	10,	0.419	20,	0.466	50,	0.454	80,	0.480	120,	0.449
2	80	160,	0.455										
2	95	80,	0.182	10,	0.160	20,	0.178	50,	0.170	80,	0.177	120,	0.167
2	95	160,	0.157										
2	130	80,	0.339	10,	0.279	20,	0.337	50,	0.353	80,	0.365	120,	0.347
2	130	160,	0.346										
2	145	80,	0.973	10,	0.773	20,	0.840	50,	0.827	80,	0.757	120,	0.671
2	145	160,	0.639										
3	20	80,	0.390	10,	0.329	20,	0.387	50,	0.376	80,	0.428	120,	0.379
3	20	160,	0.330										
3	25	80,	0.399	10,	0.327	20,	0.389	50,	0.405	80,	0.435	120,	0.417
3	25	160,	0.448										
3	30	80,	0.413	10,	0.397	20,	0.437	50,	0.429	80,	0.443	120,	0.401
3	30	160,	0.366										
3	40	80,	1.280	10,	1.172	20,	1.275	50,	1.208	80,	1.283	120,	1.128
3	40	160,	1.089										
3	45	80,	0.501			20,	0.491	50,	0.510	80,	0.523	120,	0.487
3	45	160,	0.497										
3	55	80,	1.417	10,	1.257	20,	1.423	50,	1.392	80,	1.426	120,	1.297
3	55	160,	1.251										
3	65	80,	1.998	10,	1.751	20,	1.959	50,	1.896	80,	2.047	120,	1.707
3	65	160,	1.671										
3	70	80,	0.353	10,	0.274	20,	0.339	50,	0.341	80,	0.351	120,	0.321
3	70	160,	0.317										
3	75	80,	0.390			20,	0.382	50,	0.392	80,	0.382	120,	0.379
3	75	160,	0.379										
3	80	80,	1.249	10,	1.140	20,	1.227	50,	1.182	80,	1.261	120,	1.075

```
S3  80 160, 1.066

S3  85  80, 0.163              20, 0.156   50, 0.190   80, 0.202  120, 0.203
S3  85 160, 0.196

S3  95  80, 0.131              20, 0.164   50, 0.178   80, 0.184  120, 0.168
S3  95 160, 0.169
```

QUANTERRA GC/MS
SEMIVOLATILE HSL CALIBRATION CHECK

ONTIN. CALIBRATION:	80 UG/ML HSL STD	ST16980902	09/02/98	14:53:00
IITIAL CALIBRATION:	10 UG/ML HSL STD	ST16980827A	08/27/98	9:56:00
IITIAL CALIBRATION:	20 UG/ML HSL STD	ST16980827B	08/27/98	10:21:00
IITIAL CALIBRATION:	50 UG/ML HSL STD	ST16980827C	08/27/98	10:51:00
IITIAL CALIBRATION:	80 UG/ML HSL STD	ST16980827	08/27/98	9:22:00
IITIAL CALIBRATION:	120 UG/ML HSL STD	ST16980827D	08/27/98	11:20:00
IITIAL CALIBRATION:	160 UG/ML HSL STD	ST16980827E	08/27/98	11:50:00

b #	ST16980902 Conc RRF	ST16980827A Conc RRF	ST16980827B Conc RRF	ST16980827C Conc RRF	ST16980827 Conc RRF	ST16980827D Conc RRF	ST16980827E Conc RRF
90	80, 1.790	10, 1.617	20, 1.782	50, 1.736	80, 1.762	120, 1.556	160, 1.561
105	80, 0.464	10, 0.339	20, 0.412	50, 0.420	80, 0.437	120, 0.396	160, 0.378
130	80, 1.476	10, 1.300	20, 1.462	50, 1.452	80, 1.462	120, 1.328	160, 1.209
140	80, 0.678	10, 0.597	20, 0.647	50, 0.631	80, 0.646	120, 0.579	160, 0.575
135	80, 1.439	10, 1.251	20, 1.398	50, 1.340	80, 1.386	120, 1.224	160, 1.188
150	80, 0.300		20, 0.326	50, 0.320	80, 0.306	120, 0.263	160, 0.321
10	80, 0.135		20, 0.121	50, 0.139	80, 0.145	120, 0.124	160, 0.130
15	80, 0.544	10, 0.568	20, 0.582	50, 0.562	80, 0.539	120, 0.530	160, 0.523
20	80, 1.176	10, 1.150	20, 1.222	50, 1.186	80, 1.212	120, 1.098	160, 1.158
30	80, 0.244	10, 0.224	20, 0.231	50, 0.223	80, 0.232	120, 0.215	160, 0.210
40	80, 0.284	10, 0.273	20, 0.281	50, 0.255	80, 0.268	120, 0.238	160, 0.242
50	80, 0.147		20, 0.148	50, 0.156	80, 0.170	120, 0.155	160, 0.147
65	80, 1.090	10, 1.017	20, 1.081	50, 1.044	80, 1.096	120, 0.948	160, 1.010
70	80, 1.051	10, 1.019	20, 1.100	50, 1.026	80, 1.059	120, 0.908	160, 0.809
80	80, 0.809	10, 0.914	20, 0.763	50, 0.729	80, 0.769	120, 0.707	160, 0.701
85	80, 1.345	10, 1.233	20, 1.366	50, 1.332	80, 1.333	120, 1.137	160, 1.080

S4	110	80,	0.946	10,	1.013	20,	1.008	50,	0.925	80,	0.950	120,	0.788
S4	110	160,	0.715										
S5	10	80,	0.019			20,	0.155	50,	0.143	80,	0.077	120,	0.141
S5	10	160,	0.131										
S5	15	80,	1.370	10,	1.209	20,	1.310	50,	1.295	80,	1.468	120,	1.295
S5	15	160,	1.358										
S5	40	80,	0.703	10,	0.587	20,	0.673	50,	0.692	80,	0.722	120,	0.700
S5	40	160,	0.734										
S5	55	80,	0.391			20,	0.441	50,	0.421	80,	0.383	120,	0.405
S5	55	160,	0.391										
S5	50	80,	1.224	10,	1.058	20,	1.195	50,	1.116	80,	1.203	120,	1.086
S5	50	160,	1.092										
S5	60	80,	1.050	10,	1.034	20,	1.068	50,	1.005	80,	1.102	120,	0.959
S5	60	160,	0.919										
S5	65	80,	0.992	10,	0.812	20,	0.978	50,	0.986	80,	1.027	120,	0.987
S5	65	160,	1.089										
S6	10	80,	1.930	10,	1.637	20,	1.959	50,	1.985	80,	1.977	120,	1.967
S6	10	160,	2.023										
S6	15	80,	1.390	10,	1.322	20,	1.536	50,	1.448	80,	1.453	120,	1.490
S6	15	160,	1.412										
S6	25	80,	1.259	10,	1.185	20,	1.223	50,	1.171	80,	1.264	120,	1.171
S6	25	160,	0.940										
S6	35	80,	1.212	10,	1.168	20,	1.257	50,	1.206	80,	1.229	120,	1.147
S6	35	160,	1.084										
S6	55	80,	1.285	10,	1.253	20,	1.355	50,	1.312	80,	1.368	120,	1.241
S6	55	160,	1.144										
S6	60	80,	1.292	10,	1.254	20,	1.386	50,	1.288	80,	1.360	120,	1.212
S6	60	160,	1.105										
S6	65	80,	1.350	10,	1.339	20,	1.436	50,	1.356	80,	1.426	120,	1.289
S6	65	160,	1.139										
S1	6	80,	0.920	10,	0.832	20,	0.999	50,	0.946	80,	0.959	120,	0.902
S1	6	160,	0.882										
S2	2	80,	0.486	10,	0.446	20,	0.494	50,	0.469	80,	0.504	120,	0.452
S2	2	160,	0.452										
S3	3	80,	1.303	10,	1.252	20,	1.315	50,	1.253	80,	1.299	120,	1.171
S3	3	160,	1.116										
S5	2	80,	1.047	10,	0.932	20,	1.002	50,	0.976	80,	1.082	120,	0.960
S5	2	160,	1.019										
S1	3	80,	1.900			20,	2.057	50,	2.059	80,	2.046	120,	1.995
S1	3	160,	1.971										
S1	2	80,	1.217			20,	1.291	50,	1.332	80,	1.448	120,	1.376

2	160, 1.394				
5	80, 1.422	20, 1.561	50, 1.501	80, 1.503	120, 1.437
5	160, 1.407				
2	80, 0.262	20, 0.261	50, 0.239	80, 0.233	120, 0.228
2	160, 0.217				

DATA FROM FILE: ST16980902 SCANS 230 TO 1200 ACQUIRED: 09/02/98 14:53:00
CALI: ST16980902 #3
SAMPLE: SSTD080 80UG/ML CALI III 082198A
CONDS.: INST. ID: F16



FIGURE 1

DATA FROM FILE: ST16980902 SCANS 1200 TO 2158 ACQUIRED: 09/02/98 14:53:00
CALI: ST16980902 #3
SAMPLE: SSTD080 80UG/ML CALI III 082198A
CONDS.: INST. ID: F16

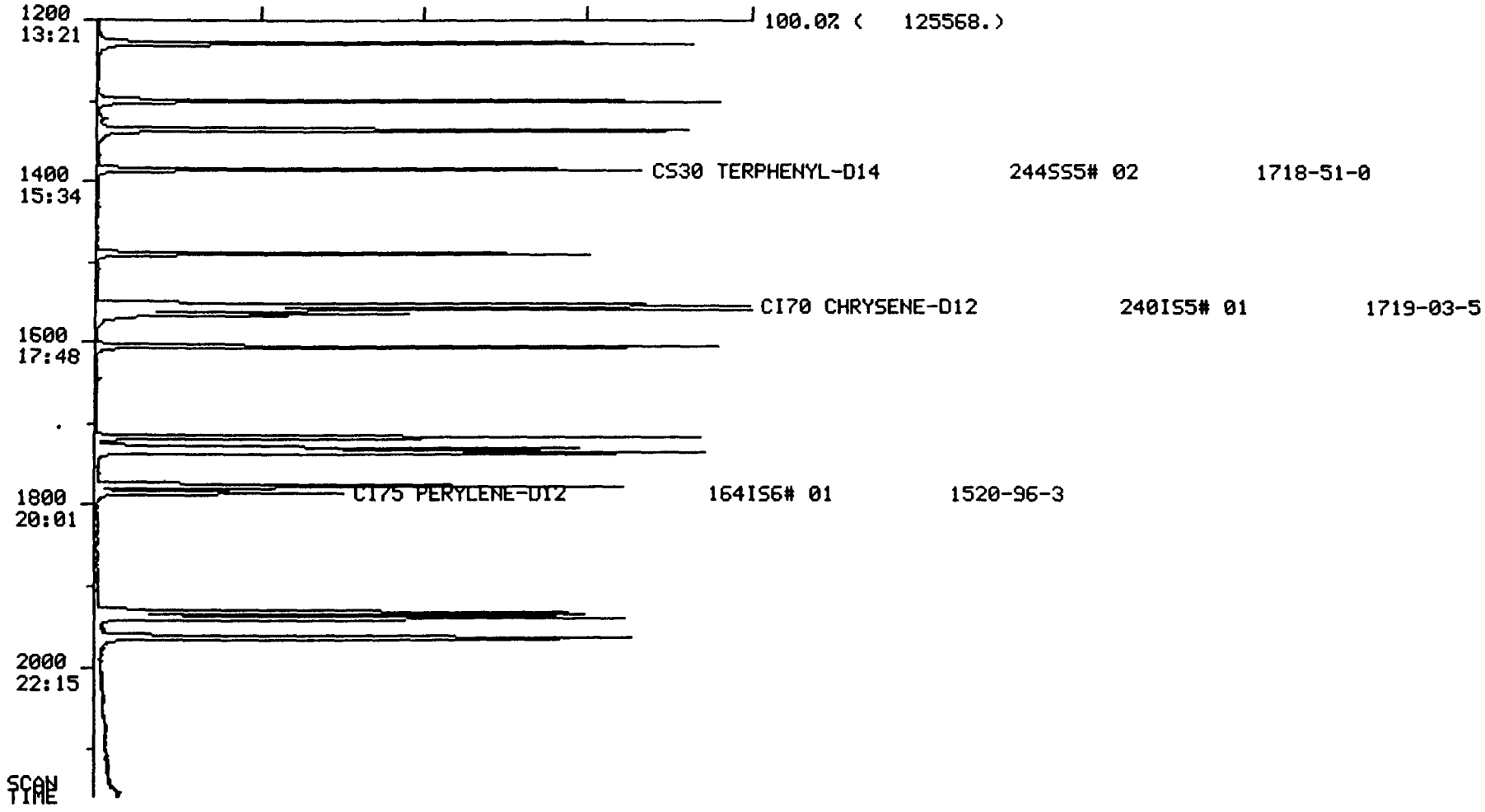

Quantitation Report File: ST16980902

Data: ST16980902.TI
09/02/98 14:53:00
Sample: SSTD080 80UG/ML CAL1 III 082198A
Conds.: INST. ID: F16
Formula: 1UL INJ. Instrument: F16 Weight: 0.000
Submitted by: QES Analyst: DAT Acct. No.: FIN

AMOUNT=AREA * REF AMNT/(REF AREA * RESP FACT)
Resp. fac. from average of whole .RL

No	Name		
1	CI30 1,4-DICHLOROBENZENE-D4	152IS1# 01	3855-82-1
2	CI40 NAPHTHALENE-D8	136IS2# 01	1146-65-2
3	CI50 ACENAPHTHENE-D10	164IS3# 01	15067-26-2
4	CI60 PHENANTHRENE-D10	188IS4# 01	1517-22-2
5	CI70 CHRYSENE-D12	240IS5# 01	1719-03-5
6	CI75 PERYLENE-D12	164IS6# 01	1520-96-3
7	CS20 NITROBENZENE-D5	82SS2# 02	4165-60-0
8	CS25 2-FLUOROBIPHENYL	172SS3# 03	321-60-8
9	CS30 TERPHENYL-D14	244SS5# 02	1718-51-0
10	CS45 PHENOL-D5	99SS1# 03	4165-62-2
11	CS50 2-FLUOROPHENOL	112SS1# 02	367-12-4
12	CS55 2,4,6-TRIBROMOPHENOL	330SS3# 02	118-79-6
13	CS70 2-CHLOROPHENOL-D4	132 S1# 05	
14	CS75 1,2-DICHLOROBNZN-D4	152 S1# 06	
15	HEXACHLOROBENZENE-C13		
16	C310 N-NITROSODIMETHYLAMINE	74 S1# 15	62-75-9
17	C320 ANILINE	93 S1#100	62-53-3
18	C315 PHENOL	94 S1#105CC	108-95-2
19	C325 BIS(2-CHLOROETHYL)ETHER	93 S1#110	111-44-4
20	C330 2-CHLOROPHENOL	128 S2#115	95-57-8
21	C335 1,3-DICHLOROBENZENE	146 S1#125	541-73-1
22	C340 1,4-DICHLOROBENZENE	146 S1#130CC	106-46-7
23	C345 BENZYL ALCOHOL	108 S1#145	100-51-6
24	C350 1,2-DICHLOROBENZENE	146 S1#150	95-50-1
25	C355 2-METHYLPHENOL	108 S1#160	95-48-7
26	C360 2,2'-OXYBIS(1-CLPROPAN)	45 S1#165	108-60-1
27	C365 4-METHYLPHENOL	108 S1#185	106-44-5
28	C370 N-NITROSO-DI-N-PROPYLAM	70 S1#190SP	621-64-7
29	C375 HEXACHLOROETHANE	117 S1#200	67-72-1
30	C410 NITROBENZENE	77 S2# 10	98-95-3
31	C415 ISOPHORONE	82 S2# 20	75-59-1
32	C420 2-NITROPHENOL	139 S2# 25CC	88-75-5
33	C425 2,4-DIMETHYLPHENOL	107 S2# 30	105-67-9
34	C435 BIS(2-CHLOROETHOXY)METH	93 S2# 35	111-91-1
35	C440 2,4-DICHLOROPHENOL	162 S2# 40	120-83-2
36	C430 BENZOIC ACID	122 S2# 45	65-85-0
37	C445 1,2,4-TRICHLOROBENZENE	180 S2# 55	120-82-1
38	C450 NAPHTHALENE	128 S2# 60	91-20-3
39	C455 4-CHLOROANALINE	127 S2# 80	106-47-8
40	C460 HEXACHLOROBUTADIENE	225 S2# 95CC	87-68-3
41	C465 4-CHLORO-3-METHYLPHENO	107 S2#130CC	59-50-7
42	C470 2-METHYLNAPHTHALENE	142 S2#145	91-57-6
43	C510 HEXACHLOROCYCLOPENTADI	237 S3# 20	77-47-4
44	C515 2,4,6-TRICHLOROPHENOL	196 S3# 25CC	88-06-2
45	C520 2,4,5-TRICHLOROPHENOL	196 S3# 30	95-95-4
46	C525 2-CHLORONAPHTHALENE	162 S3# 40	91-58-7
47	C530 2-NITROANALINE	65 S3# 45	88-74-4

No	Name		
48	C535 DIMETHYLPHTHALATE	163 S3# 55	131-11-3
49	C540 ACENAPHTHYLENE	152 S3# 65	208-96-8
50	C543 2,6-DINITROTOLUENE	165 S3# 70	606-20-2

No	m/z	Scan	Time	Ref	RRT	Meth	Area(Hght)	Amount	%Tot
1	152	340	3:47	1	1.000	A BB	23319.	40.000 UG/ML	0.61
2	136	531	5:54	2	1.000	A BB	79260.	40.000 UG/ML	0.61
3	164	829	9:13	3	1.000	A BB	43605.	40.000 UG/ML	0.61
4	188	1087	12:05	4	1.000	A BV	76218.	40.000 UG/ML	0.61
5	240	1553	17:16	5	1.000	A BB	51424.	40.000 UG/ML	0.61
6	264	1784	19:51	6	1.000	A BB	44306.	40.000 UG/ML	0.61
7	82	423	4:42	2	0.797	A BB	77010.	82.769 UG/ML	1.27
8	172	724	8:03	3	0.873	A BB	113630.	84.449 UG/ML	1.30
9	244	1384	15:24	5	0.891	A BB	107689.	84.168 UG/ML	1.29
10	99	310	3:27	1	0.912	A BB	88631.	75.060 UG/ML	1.15
11	112	197	2:11	1	0.579	A BB	56775.	71.178 UG/ML	1.09
12	330	970	10:47	3	1.170	A BB	22822.	88.836 UG/ML	1.36
13	132	313	3:29	1	0.921	A BB	66336.	76.805 UG/ML	1.18
14	152	360	4:00	1	1.059	A BB	42899.	79.981 UG/ML	1.23
15	NOT FOUND								
16	74	104	1:09	1	0.306	A BB	45851.	77.168 UG/ML	1.18
17	93	302	3:22	1	0.888	A BV	78198.	72.648 UG/ML	1.11
8	94	311	3:28	1	0.915	A VB	90423.	78.820 UG/ML	1.21
9	93	316	3:31	1	0.929	A VB	67521.	84.679 UG/ML	1.30
0	128	315	3:30	1	0.926	A BB	72156.	82.688 UG/ML	1.27
1	146	332	3:42	1	0.976	A BV	74894.	81.001 UG/ML	1.24
2	146	343	3:49	1	1.009	A VB	75730.	80.312 UG/ML	1.23
3	108	370	4:07	1	1.088	A BB	35440.	71.152 UG/ML	1.09
4	146	362	4:02	1	1.065	A BB	70366.	80.476 UG/ML	1.24
5	108	392	4:22	1	1.153	A BB	51172.	74.726 UG/ML	1.15
6	45	390	4:20	1	1.147	A BB	114359.	77.250 UG/ML	1.19
7	108	418	4:39	1	1.229	A BB	52957.	71.200 UG/ML	1.09
8	70	411	4:34	1	1.209	A BV	40110.	75.951 UG/ML	1.17
9	117	408	4:32	1	1.200	A BB	32844.	79.548 UG/ML	1.22
0	77	426	4:44	2	0.802	A VB	74224.	84.170 UG/ML	1.29
1	82	468	5:12	2	0.881	A BB	118401.	80.599 UG/ML	1.24
2	139	475	5:17	2	0.895	A VB	34790.	82.243 UG/ML	1.26
3	107	499	5:33	2	0.940	A BB	59805.	91.475 UG/ML	1.40
4	93	512	5:42	2	0.964	A BB	81550.	80.594 UG/ML	1.24
5	162	518	5:46	2	0.976	A BB	48941.	80.305 UG/ML	1.23
6	122	546	6:04	2	1.028	qedt	24441.	44.726 UG/ML	0.69
7	180	525	5:50	2	0.989	A BB	55810.	85.111 UG/ML	1.31
8	128	534	5:56	2	1.006	A BB	173260.	85.538 UG/ML	1.31
9	127	554	6:10	2	1.043	A BB	74460.	82.809 UG/ML	1.27
0	225	561	6:14	2	1.056	A BB	28856.	86.622 UG/ML	1.33
1	107	651	7:14	2	1.226	A BB	53671.	80.198 UG/ML	1.23
2	142	652	7:15	2	1.228	A BV	154259.	103.624 UG/ML	1.59
3	237	681	7:34	3	0.821	A BB	34014.	84.003 UG/ML	1.29
4	196	709	7:53	3	0.855	A BV	34776.	79.050 UG/ML	1.21
5	196	715	7:57	3	0.862	A VB	36021.	80.179 UG/ML	1.23
6	162	734	8:10	3	0.885	A BB	111646.	85.891 UG/ML	1.32
7	65	764	8:30	3	0.922	A BB	43674.	79.829 UG/ML	1.23
8	163	807	8:59	3	0.973	A BB	123549.	84.524 UG/ML	1.30
9	152	803	8:56	3	0.969	A BB	174241.	86.940 UG/ML	1.33
0	165	813	9:03	3	0.981	A BB	30775.	87.184 UG/ML	1.34

No	Ret(L)	Ratio	RRT(L)	Ratio	Amnt	Amnt(L)	R.Fac	R.Fac(L)	Ratio
1	3:47	1.00	1.000	1.00	40.00	40.00	1.000	1.000	1.00
2	5:54	1.00	1.000	1.00	40.00	40.00	1.000	1.000	1.00
3	9:13	1.00	1.000	1.00	40.00	40.00	1.000	1.000	1.00
4	12:05	1.00	1.000	1.00	40.00	40.00	1.000	1.000	1.00
5	17:16	1.00	1.000	1.00	40.00	40.00	1.000	1.000	1.00
6	19:51	1.00	1.000	1.00	40.00	40.00	1.000	1.000	1.00
7	4:42	1.00	0.797	1.00	82.77	50.00	0.777	0.470	1.66
8	8:03	1.00	0.873	1.00	84.45	50.00	2.085	1.234	1.69
9	15:24	1.00	0.891	1.00	84.17	50.00	1.675	0.995	1.68
10	3:27	1.00	0.912	1.00	75.06	50.00	3.041	2.025	1.50
11	2:11	1.00	0.579	1.00	71.18	50.00	1.948	1.368	1.42
12	10:47	1.00	1.170	1.00	88.84	50.00	0.419	0.236	1.78
13	3:29	1.00	0.921	1.00	76.81	50.00	2.276	1.482	1.54
14	4:00	1.00	1.059	1.00	79.98	50.00	1.472	0.920	1.60
15	12:39		0.941						
16	1:09	1.00	0.306	1.00	77.17	50.00	1.573	1.019	1.54
17	3:22	1.00	0.888	1.00	72.65	50.00	2.683	1.846	1.45
18	3:28	1.00	0.915	1.00	78.82	50.00	3.102	1.968	1.58
19	3:31	1.00	0.929	1.00	84.68	50.00	2.316	1.368	1.69
20	3:30	1.00	0.926	1.00	82.69	50.00	2.475	1.497	1.65
21	3:42	1.00	0.976	1.00	81.00	50.00	2.569	1.586	1.62
22	3:49	1.00	1.009	1.00	80.31	50.00	2.598	1.617	1.61
23	4:07	1.00	1.088	1.00	71.15	50.00	1.216	0.854	1.42
24	4:02	1.00	1.065	1.00	80.48	50.00	2.414	1.500	1.61
25	4:22	1.00	1.153	1.00	74.73	50.00	1.756	1.175	1.49
26	4:20	1.00	1.147	1.00	77.25	50.00	3.923	2.539	1.55
27	4:39	1.00	1.229	1.00	71.20	50.00	1.817	1.276	1.42
28	4:34	1.00	1.209	1.00	75.95	50.00	1.376	0.906	1.52
29	4:32	1.00	1.200	1.00	79.55	50.00	1.127	0.708	1.59
30	4:44	1.00	0.802	1.00	84.17	50.00	0.749	0.445	1.68
31	5:12	1.00	0.881	1.00	80.60	50.00	1.195	0.741	1.61
32	5:17	1.00	0.895	1.00	82.24	50.00	0.351	0.213	1.64
33	5:33	1.00	0.940	1.00	91.48	50.00	0.604	0.330	1.83
34	5:42	1.00	0.964	1.00	80.59	50.00	0.823	0.511	1.61
35	5:46	1.00	0.976	1.00	80.31	50.00	0.494	0.308	1.61
36	6:04	1.00	1.028	1.00	44.73	50.00	0.247	0.276	0.89
37	5:50	1.00	0.989	1.00	85.11	50.00	0.563	0.331	1.70
38	5:56	1.00	1.006	1.00	85.54	50.00	1.749	1.022	1.71
39	6:10	1.00	1.043	1.00	82.81	50.00	0.752	0.454	1.66
40	6:14	1.00	1.056	1.00	86.62	50.00	0.291	0.168	1.73
41	7:14	1.00	1.226	1.00	80.20	50.00	0.542	0.338	1.60
42	7:15	1.00	1.228	1.00	103.62	50.00	1.557	0.751	2.07
43	7:34	1.00	0.821	1.00	84.00	50.00	0.624	0.371	1.68
44	7:53	1.00	0.855	1.00	79.05	50.00	0.638	0.404	1.58
45	7:57	1.00	0.862	1.00	80.18	50.00	0.661	0.412	1.60
46	8:10	1.00	0.885	1.00	85.89	50.00	2.048	1.192	1.72
47	8:30	1.00	0.922	1.00	79.83	50.00	0.801	0.502	1.60
48	8:59	1.00	0.973	1.00	84.52	50.00	2.267	1.341	1.69
49	8:56	1.00	0.969	1.00	86.94	50.00	3.197	1.838	1.74
50	9:03	1.00	0.981	1.00	87.18	50.00	0.565	0.324	1.74

uantitation Report File: ST16980902

ata: ST16980902.TI
9/02/98 14:53:00
ample: SSTD080 80UG/ML CALI III 082198A
onds.: INST. ID: F16
ormula: 1UL INJ. Instrument: F16 Weight: 0.000
ubmitted by: QES Analyst: DAT Acct. No.: FIN

MOUNT=AREA * REF AMNT/(REF AREA * RESP FACT)
esp. fac. from average of whole .RL

No	Name				
51	C545	3-NITROANILINE	138	S3# 75	99-09-2
52	C550	ACENAPHTHENE	153	S3# 80CC	83-32-9
53	C555	2,4-DINITROPHENOL	184	S3# 85SP	51-28-5
54	C565	DIBENZOFURAN	168	S3# 90	132-64-9
55	C560	4-NITROPHENOL	109	S3# 95SP	100-02-7
56	C570	2,4-DINITROTOLUENE	165	S3#105	121-14-2
57	C580	DIETHYLPHTHALATE	149	S3#130	84-66-2
58	C590	FLUORENE	166	S3#135	86-73-7
59	C585	4-CHLOROPHENYL-PHENYLE	204	S3#140	7005-72-3
60	C595	4-NITROANALINE	138	S3#150	100-01-6
61	C610	4,6-DINITRO-2-METHYLPH	198	S4# 10	534-52-1
62	C615	N-NITROSODIPHENYLAMINE	169	S4# 15CC	87-30-6
63	C620	AZOBENZENE	77	S4# 20	103-33-3
64	C625	4-BROMOPHENYL-PHENYLET	248	S4# 30	101-55-3
65	C630	HEXACHLOROBENZENE	284	S4# 40	118-74-1
66	C635	PENTACHLOROPHENOL	266	S4# 50	87-86-5
67	C640	PHENANTHRENE	178	S4# 65	85-01-8
68	C645	ANTHRACENE	178	S4# 70	120-12-7
69	C647	CARBAZOLE	167	S4# 80	86-74-8
70	C650	DI-N-BUTYLPHTHALATE	149	S4# 85	84-74-2
71	C655	FLUORANTHENE	202	S4#110CC	206-44-0
72	C710	BENZIDINE	184	S5# 10	92-81-5
73	C715	PYRENE	202	S5# 15	129-00-0
74	C720	BUTYLBENZYLPHTHALATE	149	S5# 40	85-68-7
75	C730	BENZO(A)ANTHRACENE	228	S5# 50	56-55-3
76	C725	3,3'-DICHLOROBENZIDINE	252	S5# 55	91-94-1
77	C740	CHRYSENE	228	S5# 60	218-01-9
78	C745	BIS(2-ETHYLHEXYL)PHTHA	149	S5# 65	117-81-7
79	C760	DI-N-OCTYL PHTHALATE	149	S6# 10CC	117-84-0
80	C765	BENZO(B)FLUORANTHENE	252	S6# 15	205-99-2
81	C770	BENZO(K)FLUORANTHENE	252	S6# 25	207-08-9
82	C775	BENZO(A)PYRENE	252	S6# 35	50-32-8
83	C780	INDENO(1,2,3-CD)PYRENE	276	S6# 55	193-39-5
84	C785	DIBENZ(A,H)ANTHRACENE	278	S6# 60	53-70-3
85	C790	BENZO(G,H,I)PERYLENE	276	S6# 65	191-24-2

o	m/z	Scan	Time	Ref	RRT	Meth	Area(Hght)	Amount	%Tot
1	138	838	9:19	3	1.011	A BB	33994.	81.477 UG/ML	1.25
2	153	835	9:17	3	1.007	A BV	108934.	86.246 UG/ML	1.32
3	184	858	9:33	3	1.035	A BB	14215.	68.887 UG/ML	1.06
4	168	867	9:39	3	1.046	A VB	156137.	85.811 UG/ML	1.32
5	109	892	9:55	3	1.076	A BB	11396.	60.551 UG/ML	0.93
6	165	881	9:48	3	1.063	A BB	40446.	93.400 UG/ML	1.43
7	149	935	10:24	3	1.128	A BB	128756.	86.290 UG/ML	1.32
8	166	926	10:18	3	1.117	A BB	125506.	88.713 UG/ML	1.36

No	m/z	Scan	Time	Ref	RRT	Meth	Area(Hght)	Amount	%Tot
59	204	938	10:26	3	1.131	A BB	59164.	88.575 UG/ML	1.36
60	138	947	10:32	3	1.142	A BB	26197.	78.275 UG/ML	1.20
61	198	951	10:35	4	0.875	A BB	20624.	81.985 UG/ML	1.26
62	169	963	10:43	4	0.886	A BV	82971.	79.067 UG/ML	1.21
63	77	965	10:44	4	0.888	A BB	179267.	80.357 UG/ML	1.23
64	248	1021	11:21	4	0.939	A BB	37178.	87.718 UG/ML	1.35
65	284	1020	11:21	4	0.938	A BB	43240.	87.455 UG/ML	1.34
66	266	1063	11:49	4	0.978	A BB	22429.	75.922 UG/ML	1.17
67	178	1092	12:09	4	1.005	A BV	166229.	84.485 UG/ML	1.30
68	178	1101	12:15	4	1.013	A VB	160282.	85.229 UG/ML	1.31
69	167	1139	12:40	4	1.048	A BB	123311.	84.715 UG/ML	1.30
70	149	1227	13:39	4	1.129	A BB	204955.	86.287 UG/ML	1.32
71	202	1299	14:27	4	1.195	A BB	144144.	84.053 UG/ML	1.29
72	184	1346	14:58	5	0.867	A BB	1996.	11.979 UG/ML	0.18
73	202	1335	14:51	5	0.860	A BB	140939.	82.890 UG/ML	1.27
74	149	1488	16:33	5	0.958	A BV	72332.	82.180 UG/ML	1.26
75	228	1552	17:16	5	0.999	A BV	125866.	87.038 UG/ML	1.34
76	252	1563	17:23	5	1.006	A BB	40227.	76.690 UG/ML	1.18
77	228	1558	17:20	5	1.003	A VB	108028.	82.832 UG/ML	1.27
78	149	1604	17:50	5	1.033	A BV	101978.	80.960 UG/ML	1.24
79	149	1715	19:05	6	0.961	A BV	171003.	80.218 UG/ML	1.23
80	252	1729	19:14	6	0.969	A BV	123130.	77.017 UG/ML	1.18
81	252	1734	19:17	6	0.972	A VB	111530.	86.867 UG/ML	1.33
82	252	1776	19:45	6	0.996	A BB	107418.	82.057 UG/ML	1.26
83	276	1932	21:29	6	1.083	A BV	113827.	80.352 UG/ML	1.23
84	278	1938	21:33	6	1.086	A BB	114484.	81.551 UG/ML	1.25
85	276	1963	21:50	6	1.100	A BB	119594.	81.129 UG/ML	1.25

No	Ret(L)	Ratio	RRT(L)	Ratio	Amnt	Amnt(L)	R.Fac	R.Fac(L)	Ratio
51	9:19	1.00	1.011	1.00	81.48	50.00	0.624	0.383	1.63
52	9:17	1.00	1.007	1.00	86.25	50.00	1.999	1.159	1.72
53	9:33	1.00	1.035	1.00	68.89	50.00	0.261	0.189	1.38
54	9:39	1.00	1.046	1.00	85.81	50.00	2.865	1.669	1.72
55	9:55	1.00	1.076	1.00	60.55	50.00	0.209	0.173	1.21
56	9:48	1.00	1.063	1.00	93.40	50.00	0.742	0.397	1.87
57	10:24	1.00	1.128	1.00	86.29	50.00	2.362	1.369	1.73
58	10:18	1.00	1.117	1.00	88.71	50.00	2.303	1.298	1.77
59	10:26	1.00	1.131	1.00	88.58	50.00	1.085	0.613	1.77
60	10:32	1.00	1.142	1.00	78.27	50.00	0.481	0.307	1.57
61	10:35	1.00	0.875	1.00	81.99	50.00	0.216	0.132	1.64
62	10:43	1.00	0.886	1.00	79.07	50.00	0.871	0.551	1.58
63	10:44	1.00	0.888	1.00	80.36	50.00	1.882	1.171	1.61
64	11:21	1.00	0.939	1.00	87.72	50.00	0.390	0.222	1.75
65	11:21	1.00	0.938	1.00	87.46	50.00	0.454	0.259	1.75
66	11:49	1.00	0.978	1.00	75.92	50.00	0.235	0.155	1.52
67	12:09	1.00	1.005	1.00	84.49	50.00	1.745	1.033	1.69
68	12:15	1.00	1.013	1.00	85.23	50.00	1.682	0.987	1.70
69	12:40	1.00	1.048	1.00	84.72	50.00	1.294	0.764	1.69
70	13:39	1.00	1.129	1.00	86.29	50.00	2.151	1.247	1.73
71	14:27	1.00	1.195	1.00	84.05	50.00	1.513	0.900	1.68
72	14:58	1.00	0.867	1.00	11.98	50.00	0.031	0.130	0.24
73	14:51	1.00	0.860	1.00	82.89	50.00	2.193	1.323	1.66
74	16:33	1.00	0.958	1.00	82.18	50.00	1.125	0.685	1.64
75	17:16	1.00	0.999	1.00	87.04	50.00	1.958	1.125	1.74
76	17:23	1.00	1.006	1.00	76.69	50.00	0.626	0.408	1.53
77	17:20	1.00	1.003	1.00	82.83	50.00	1.681	1.014	1.66

No	Ret(L)	Ratio	RRT(L)	Ratio	Amnt	Amnt(L)	R.Fac	R.Fac(L)	Ratio
78	17:50	1.00	1.033	1.00	80.96	50.00	1.586	0.980	1.62
79	19:05	1.00	0.961	1.00	80.22	50.00	3.088	1.925	1.60
80	19:14	1.00	0.969	1.00	77.02	50.00	2.223	1.443	1.54
81	19:17	1.00	0.972	1.00	86.87	50.00	2.014	1.159	1.74
82	19:45	1.00	0.996	1.00	82.06	50.00	1.940	1.182	1.64
83	21:29	1.00	1.083	1.00	80.35	50.00	2.055	1.279	1.61
84	21:33	1.00	1.086	1.00	81.55	50.00	2.067	1.267	1.63
85	21:50	1.00	1.100	1.00	81.13	50.00	2.159	1.331	1.62

ANUAL EDIT CODES
1. PEAK NOT FOUND
2. POOR CHROMATOGRAPH
3. WRONG ISOMER
ALL MANUAL EDITS MUST BE
TIALED, DATED, AND CODED

RIC+MASS CHROMATOGRAM DATA: ST16980902 #1 SCANS 515 TO 585
09/02/98 14:53:00 CALI: ST16980902 #3
SAMPLE: SSTD080 80UG/ML CALI III 082198A
CONDS.: INST. ID: F16
RANGE: G 1,2158 LABEL: N 0, 2.0 QUAN: A 6, 2.0 J 0 BASE: U 20, 3

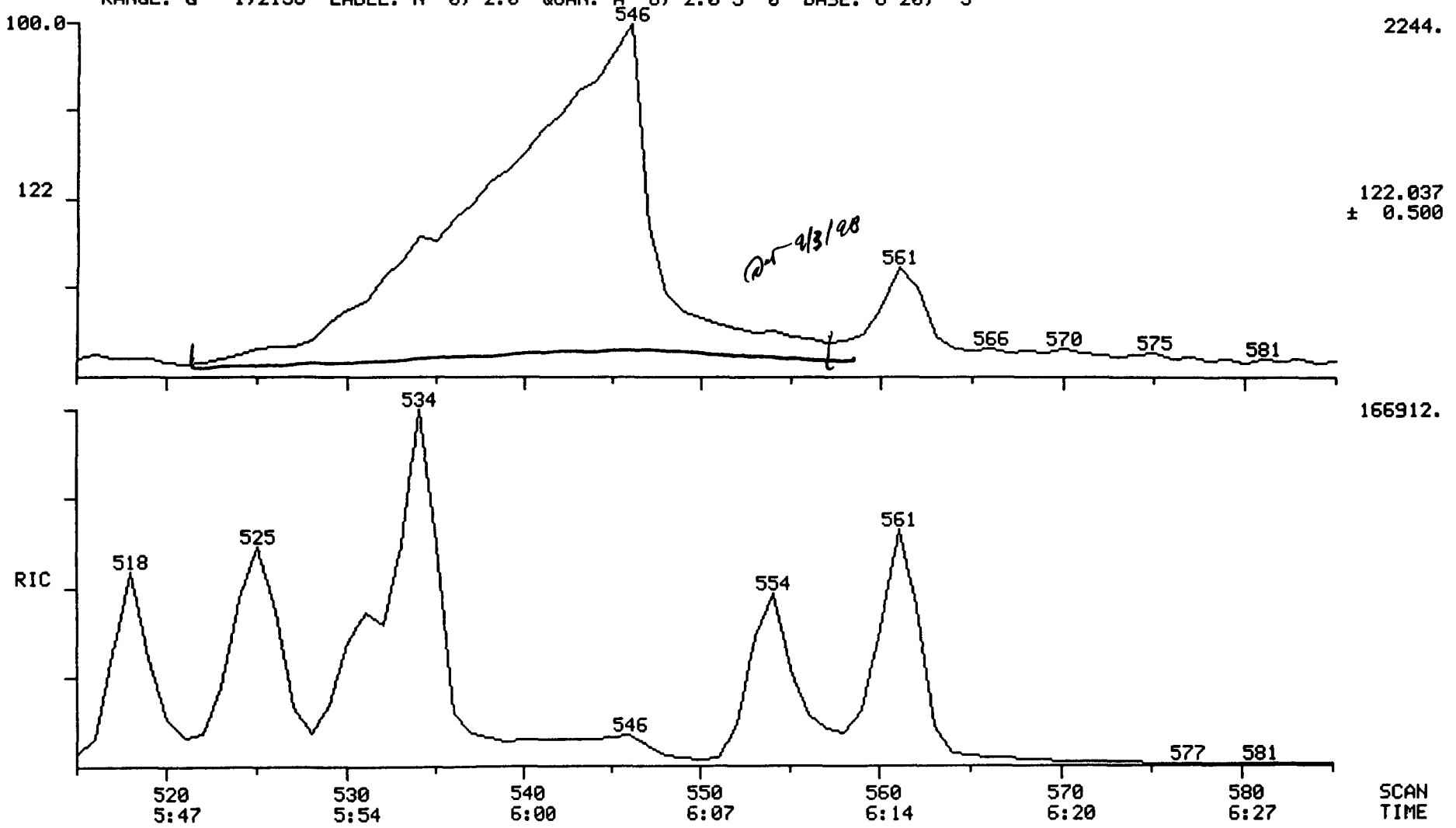

1635

QUANTERRA GC/MS

SEMIVOLATILE APPENDIX IX CALIBRATION CHE

:ONTIN. CALIBRATION: 80 UG/ML APPENDIX ST16980902A 09/02/98 15:24:00
NITIAL CALIBRATION: 10 UG/ML APPENDIX ST16980831B 08/31/98 13:35:00
NITIAL CALIBRATION: 20 UG/ML APPENDIX ST16980831C 08/31/98 14:02:00
NITIAL CALIBRATION: 50 UG/ML APPENDIX ST16980831D 08/31/98 14:32:00
NITIAL CALIBRATION: 80 UG/ML APPENDIX ST16980831A 08/31/98 13:07:00
NITIAL CALIBRATION: 120 UG/ML APPENDIX ST16980831E 08/31/98 15:02:00
NITIAL CALIBRATION: 160 UG/ML APPENDIX ST16980831F 08/31/98 15:31:00

	ST16980902A	ST16980831B	ST16980831C	ST16980831D	ST16980831A	ST16980831E	ST16980831F
ib #	Conc RRF	Conc RRF	Conc RRF	Conc RRF	Conc RRF	Conc RRF	Conc RRF
1 20	80, 1.559		20, 1.583	50, 1.578	80, 1.587	120, 1.449	
1 20	160, 1.576						
1 30	80, 1.497		20, 1.563	50, 1.594	80, 1.577	120, 1.547	
1 30	160, 1.545						
1 40	80, 0.792		20, 0.737	50, 0.823	80, 0.876	120, 0.860	
1 40	160, 0.870						
1 60	80, 0.561		20, 0.688	50, 0.685	80, 0.602	120, 0.619	
1 60	160, 0.604						
1 70	80, 0.512		20, 0.506	50, 0.521	80, 0.549	120, 0.547	
1 70	160, 0.555						
1 85	80, 1.091		20, 1.008	50, 1.120	80, 1.168	120, 1.190	
1 85	160, 1.244						
1 95	80, 0.582		20, 0.612	50, 0.605	80, 0.605	120, 0.595	
1 95	160, 0.592						
1 170	80, 1.856		20, 2.024	50, 1.960	80, 1.945	120, 1.903	
1 170	160, 1.903						
1 175	80, 0.540		20, 0.555	50, 0.575	80, 0.562	120, 0.569	
1 175	160, 0.575						
1 180	80, 0.773		20, 0.838	50, 0.821	80, 0.805	120, 0.817	
1 180	160, 0.816						
1 182	80, 2.218		20, 2.130	50, 2.339	80, 2.408	120, 2.391	
1 182	160, 2.394						
1 195	80, 2.043		20, 2.463	50, 2.228	80, 2.129	120, 2.032	
1 195	160, 1.949						
2 15	80, 0.324		20, 0.312	50, 0.326	80, 0.327	120, 0.337	
2 15	160, 0.329						
2 50	80, 1.060		20, 1.575	50, 1.353	80, 1.036	120, 1.276	
2 50	160, 1.184						
2 85	80, 0.272		20, 0.234	50, 0.264	80, 0.280	120, 0.279	
2 85	160, 0.285						
2 90	80, 0.203		20, 0.196	50, 0.201	80, 0.197	120, 0.198	
2 90	160, 0.198						

S2 115 80, 0.040	20, 0.163	50, 0.167	80, 0.038	120, 0.165	
S2 115 160, 0.121					
S2 120 80, 0.215	20, 0.205	50, 0.213	80, 0.225	120, 0.224	
S2 120 160, 0.224					
S2 140 80, 0.248	20, 0.246	50, 0.247	80, 0.250	120, 0.245	
S2 140 160, 0.250					
S3 10 80, 0.427	20, 0.431	50, 0.434	80, 0.430	120, 0.416	
S3 10 160, 0.419					
S3 15 80, 0.045	20, 0.046	50, 0.042	80, 0.043	120, 0.044	
S3 15 160, 0.044					
S3 35 80, 0.191	20, 0.201	50, 0.195	80, 0.196	120, 0.190	
S3 35 160, 0.192					
S3 42 80, 1.119	20, 1.098	50, 1.129	80, 1.528	120, 1.134	
S3 42 160, 1.488					
S3 50 80, 0.432	20, 0.403	50, 0.429	80, 0.447	120, 0.404	
S3 50 160, 0.389					
S3 60 80, 0.202	20, 0.191	50, 0.202	80, 0.210	120, 0.212	
S3 60 160, 0.204					
S3 100 80, 0.498	20, 0.504	50, 0.483	80, 0.493	120, 0.469	
S3 100 160, 0.471					
S3 110 80, 0.746	20, 0.859	50, 0.889	80, 0.765	120, 0.872	
S3 110 160, 0.769					
S3 115 80, 0.900	20, 0.974	50, 1.041	80, 0.996	120, 0.980	
S3 115 160, 0.881					
S3 120 80, 0.296	20, 0.277	50, 0.302	80, 0.310	120, 0.306	
S3 120 160, 0.290					
S3 145 80, 0.338	20, 0.345	50, 0.368	80, 0.381	120, 0.367	
S3 145 160, 0.316					
S4 25 80, 0.164	20, 0.149	50, 0.162	80, 0.172	120, 0.166	
S4 25 160, 0.159					
S4 35 80, 0.293	20, 0.305	50, 0.324	80, 0.316	120, 0.330	
S4 35 160, 0.311					
S4 37 80, 0.094	20, 0.088	50, 0.087	80, 0.089	120, 0.089	
S4 37 160, 0.097					
S4 45 80, 0.577	20, 0.643	50, 0.664	80, 0.602	120, 0.590	
S4 45 160, 0.546					
S4 55 80, 0.300	20, 0.312	50, 0.315	80, 0.301	120, 0.291	
S4 55 160, 0.277					
S4 60 80, 0.086	20, 0.081	50, 0.079	80, 0.079	120, 0.082	
S4 60 160, 0.081					
S4 75 80, 0.165	20, 0.130	50, 0.165	80, 0.163	120, 0.159	

S4	75	160, 0.150						
S4	100	80, 0.074		20, 0.058	50, 0.074	80, 0.076	120, 0.079	
S4	100	160, 0.075						
S4	105	80, 0.237		20, 0.424	50, 0.339	80, 0.205	120, 0.279	
S4	105	160, 0.277						
S4	106	80, 0.129		20, 0.125	50, 0.129	80, 0.128	120, 0.127	
S4	106	160, 0.124						
S4	120	80, 0.321	10, 0.376	20, 0.351	50, 0.329	80, 0.308	120, 0.295	
S4	120	160, 0.281						
S5	20	80, 0.064		20, 0.057	50, 0.063	80, 0.061	120, 0.064	
S5	20	160, 0.061						
S5	25	80, 0.085		20, 0.081	50, 0.090	80, 0.090	120, 0.087	
S5	25	160, 0.085						
S5	30	80, 0.400		20, 0.417	50, 0.425	80, 0.420	120, 0.412	
S5	30	160, 0.420						
S5	35	80, 0.352		20, 0.522	50, 0.450	80, 0.406	120, 0.364	
S5	35	160, 0.346						
5	37	80, 0.103		20, 0.123	50, 0.087	80, 0.089	120, 0.056	
5	37	160, 0.054						
5	45	80, 0.435		20, 0.404	50, 0.450	80, 0.438	120, 0.429	
5	45	160, 0.440						
5	85	80, 0.554		20, 0.586	50, 0.576	80, 0.549	120, 0.515	
5	85	160, 0.514						
6	20	80, 0.599		20, 0.609	50, 0.615	80, 0.610	120, 0.608	
6	20	160, 0.609						

DATA FROM FILE: ST16980902A SCANS 230 TO 1200 ACQUIRED: 09/02/98 15:24:00
CALI: ST16980902A #3

SAMPLE: 80UG/ML AP9 062598F
CONDS.: INST. ID: F16



DATA FROM FILE: ST16980902A SCANS 1200 TO 2158 ACQUIRED: 09/02/98 15:24:00
CALI: ST16980902A #3

SAMPLE: 80UG/ML AP9 062598F
CONDS.: INST. ID: F16



Quantitation Report File: ST16980902A

Data: ST16980902A.TI
09/02/98 15:24:00
Sample: 80UG/ML AP9 062598F
Conds.: INST. ID: F16
Formula: 1UL INJ. Instrument: F16 Weight: 0.000
Submitted by: QES Analyst: DAT Acct. No.: FIN

AMOUNT=AREA * REF AMNT/(REF AREA * RESP FACT)
Resp. fac. from average of whole .RL

No	Name			
1	C130 1,4-DICHLOROBENZENE-D4	152	IS1# 01	3855-82-1
2	C140 NAPHTHALENE-D8	136	IS2# 01	1146-65-2
3	C150 ACENAPHTHENE-D10	164	IS3# 01	15067-26-2
4	C160 PHENANTHRENE-D10	188	IS4# 01	1517-22-2
5	C170 CHRYSENE-D12	240	IS5# 01	1719-03-5
6	C175 PERYLENE-D12	164	IS6# 01	1520-96-3
7	PYRIDINE	79	S1# 20	110-86-1
8	2-PICOLINE	93	S1# 30	109-06-8
9	N-NITROSOMETHYLETHYLAMINE	42	S1# 40	10595-95-6
10	METHYLMETHANESULFONATE	80	S1# 60	
11	N-NITROSODIETHYLAMINE	102	S1# 70	55-18-5
12	ETHYLMETHANE SULFONATE	79	S1# 85	66-27-3
13	PENTACHLOROETHANE	117	S1# 95	76-01-7
14	C361 ACETOPHENONE	105	S1#170	
15	N-NITROSOPYRROLIDINE	100	S1#175	930-55-2
16	N-NITROSOMORPHOLINE	56	S1#180	59-89-2
17	3-METHYL PHENOL	108	S1#182	
18	O-TOLUIDINE	106	S1#195	95-53-4
19	N-NITROSOPIPERIDINE	42	S2# 15	100-75-4
20	AA-DIMETHYLPHENETHYLAMINE	58	S2# 50	122-09-8
21	2,6-DICHLOROPHENOL	162	S2# 85	87-65-0
22	HEXACHLOROPROPENE	213	S2# 90	
23	P-PHENYLENE DIAMINE	108	S2#115	106-50-3
24	N-NITROSODI-N-BUTYLAMINE	84	S2#120	924-16-3
25	SAFROLE	152	S2#140	94-59-7
26	1,2,4,5-TETRACHLOROBENZENE	214	S3# 10	95-94-3
27	ISOSAFROLE (#1)	162	S3# 15	120-58-1
28	ISOSAFROLE (#2)	104	S3# 35	120-58-1
29	1-CHLORONAPHTHALENE	162	S3# 42	90-13-1
30	1,4-NAPHTHOQUINONE	158	S3# 50	130-15-4
31	1,3-DINITROBENZENE	168	S3# 60	99-65-0
32	PENTACHLOROBENZENE	250	S3#100	708-93-5
33	1-NAPHTHYLAMINE	143	S3#110	134-32-7
34	2-NAPHTHYLAMINE	143	S3#115	91-59-8
35	2,3,4,6-TETRACHLOROPHENOL	232	S3#120	58-90-2
36	5-NITRO-O-TOLUIDINE	152	S3#145	99-52-5
37	SYM-TRINITROBENZENE	75	S4# 25	
38	PHENACETIN	108	S4#35	62-44-2
39	DIALLATE	234	S4# 37	
40	4-AMINOBIPHENYL	169	S4# 45	92-67-1
41	PRONAMIDE	173	S4# 55	23950-58-5
42	PENTACHLORONITROBENZENE	237	S4# 60	82-68-8
43	2SECBUTYL-4,6-DINITROPHENOL	211	S4# 75	88-85-7
44	4-NITROQUINOLINE-1-OXIDE	190	S4#100	
45	METHAPYRILENE	58	S4#105	91-80-5
46	ISODRIN			
47	CHLOROBENZILATE	139	S4#120	

No	Name			
48	ARAMITE (#1)	185	S5# 20	140-57-8
49	ARAMITE (#2)	185	S5# 25	140-57-8
50	P-DIMETHYLAMINOAZOBENZENE	120	S5# 30	60-11-7

No	m/z	Scan	Time	Ref	RRT	Meth	Area(Hght)	Amount	%Tot
1	152	341	3:48	1	1.000	A BV	23430.	40.000 UG/ML	0.99
2	136	530	5:54	2	1.000	A BB	82177.	40.000 UG/ML	0.99
3	164	829	9:13	3	1.000	A BB	47233.	40.000 UG/ML	0.99
4	188	1087	12:05	4	1.000	A BB	81529.	40.000 UG/ML	0.99
5	240	1552	17:16	5	1.000	A BV	57252.	40.000 UG/ML	0.99
6	264	1783	19:50	6	1.000	A BB	46438.	40.000 UG/ML	0.99
7	79	103	1:09	1	0.302	A BB	73075.	78.441 UG/ML	1.94
8	93	146	1:37	1	0.428	A BB	70141.	76.521 UG/ML	1.90
9	42	157	1:45	1	0.460	A BB	37109.	78.106 UG/ML	1.94
10	80	183	2:02	1	0.537	A BB	26293.	70.558 UG/ML	1.75
11	102	218	2:25	1	0.639	A BB	23982.	78.533 UG/ML	1.95
12	79	255	2:50	1	0.748	A BB	51129.	78.747 UG/ML	1.95
13	117	303	3:22	1	0.889	A BB	27292.	77.437 UG/ML	1.92
14	105	404	4:30	1	1.185	A BV	86991.	76.796 UG/ML	1.90
15	100	406	4:31	1	1.191	A BV	25281.	78.050 UG/ML	1.93
16	56	412	4:35	1	1.208	A BB	36244.	75.399 UG/ML	1.87
17	108	420	4:40	1	1.232	A BB	103957.	78.816 UG/ML	1.95
18	106	409	4:33	1	1.199	A BV	95752.	75.665 UG/ML	1.88
19	42	452	5:02	2	0.853	A BV	53309.	80.966 UG/ML	2.01
20	58	706	7:51	2	1.332	qedt (2)	174290.	66.024 UG/ML	1.64
21	162	553	6:09	2	1.043	A BB	44702.	84.515 UG/ML	2.09
22	213	549	6:06	2	1.036	A BV	33370.	81.974 UG/ML	2.03
23	108	648	7:12	2	1.223	qedt (1)	6560.	24.410 UG/ML	0.60
24	84	620	6:54	2	1.170	A BB	35296.	80.627 UG/ML	2.00
25	162	648	7:12	2	1.223	A BB	40806.	80.192 UG/ML	1.99
26	214	682	7:35	3	0.823	A BB	40306.	78.792 UG/ML	1.95
27	162	699	7:46	3	0.843	A BB	4260.	82.650 UG/ML	2.05
28	104	738	8:13	3	0.890	A BB	18010.	78.310 UG/ML	1.94
29	162	734	8:10	3	0.885	A BV	105725.	67.939 UG/ML	1.68
30	158	770	8:34	3	0.929	A BB	40775.	83.300 UG/ML	2.06
31	168	804	8:57	3	0.970	A BB	19068.	81.768 UG/ML	2.03
32	250	858	9:33	3	1.035	A BB	47076.	81.449 UG/ML	2.02
33	143	883	9:49	3	1.065	A BB	70446.	71.254 UG/ML	1.77
34	143	899	10:00	3	1.084	A BB	85044.	74.553 UG/ML	1.85
35	232	896	9:58	3	1.081	A BB	27957.	79.729 UG/ML	1.98
36	152	941	10:28	3	1.135	A BB	31963.	76.138 UG/ML	1.89
37	75	1026	11:25	4	0.944	A BB	26738.	81.214 UG/ML	2.01
38	108	1035	11:31	4	0.952	A BB	47788.	73.971 UG/ML	1.83
39	234	1018	11:19	4	0.937	A BV	15382.	83.878 UG/ML	2.08
40	169	1069	11:53	4	0.983	A BB	94094.	75.804 UG/ML	1.88
41	173	1096	12:11	4	1.008	A BB	48872.	80.082 UG/ML	1.98
42	237	1061	11:48	4	0.976	A BB	13992.	85.418 UG/ML	2.12
43	211	1108	12:19	4	1.019	A VB	26967.	86.160 UG/ML	2.14
44	190	1237	13:46	4	1.138	A BB	12009.	81.269 UG/ML	2.01
45	58	1267	14:06	4	1.166	A BB	38678.	62.277 UG/ML	1.54
46	193	1270	14:08	4	1.168	A BB	21038.	81.494 UG/ML	2.02
47	139	1428	15:53	4	1.314	A BB	52292.	79.309 UG/ML	1.97
48	185	1400	15:34	5	0.902	A VB	7298.	83.488 UG/ML	2.07
49	185	1414	15:44	5	0.911	A BB	9760.	78.798 UG/ML	1.95
50	120	1412	15:42	5	0.910	A BB	45827.	76.447 UG/ML	1.89

No	Ret(L)	Ratio	RRT(L)	Ratio	Amnt	Amnt(L)	R.Fac	R.Fac(L)	Ratio
1	3:48	1.00	1.000	1.00	40.00	40.00	1.000	1.000	1.00
2	5:54	1.00	1.000	1.00	40.00	40.00	1.000	1.000	1.00
3	9:13	1.00	1.000	1.00	40.00	40.00	1.000	1.000	1.00
4	12:05	1.00	1.000	1.00	40.00	40.00	1.000	1.000	1.00
5	17:16	1.00	1.000	1.00	40.00	40.00	1.000	1.000	1.00
6	19:50	1.00	1.000	1.00	40.00	40.00	1.000	1.000	1.00
7	1:09	1.00	0.302	1.00	78.44	50.00	2.495	1.590	1.57
8	1:37	1.00	0.428	1.00	76.52	50.00	2.395	1.565	1.53
9	1:45	1.00	0.460	1.00	78.11	50.00	1.267	0.811	1.56
10	2:02	1.00	0.537	1.00	70.56	50.00	0.898	0.636	1.41
11	2:25	1.00	0.639	1.00	78.53	50.00	0.819	0.521	1.57
12	2:50	1.00	0.748	1.00	78.75	50.00	1.746	1.108	1.57
13	3:22	1.00	0.889	1.00	77.44	50.00	0.932	0.602	1.55
14	4:30	1.00	1.185	1.00	76.80	50.00	2.970	1.934	1.54
15	4:31	1.00	1.191	1.00	78.05	50.00	0.863	0.553	1.56
16	4:35	1.00	1.208	1.00	75.40	50.00	1.238	0.821	1.51
17	4:40	1.00	1.232	1.00	78.82	50.00	3.550	2.252	1.58
18	4:33	1.00	1.199	1.00	75.66	50.00	3.269	2.160	1.51
19	5:02	1.00	0.853	1.00	80.97	50.00	0.519	0.320	1.62
20	7:51	1.00	1.332	1.00	66.02	50.00	1.697	1.285	1.32
21	6:09	1.00	1.043	1.00	84.51	50.00	0.435	0.257	1.69
22	6:06	1.00	1.036	1.00	81.97	50.00	0.325	0.198	1.64
23	7:12	1.00	1.223	1.00	24.41	50.00	0.064	0.131	0.49
24	6:54	1.00	1.170	1.00	80.63	50.00	0.344	0.213	1.61
25	7:12	1.00	1.223	1.00	80.19	50.00	0.397	0.248	1.60
26	7:35	1.00	0.823	1.00	78.79	50.00	0.683	0.433	1.58
27	7:46	1.00	0.843	1.00	82.65	50.00	0.072	0.044	1.65
28	8:13	1.00	0.890	1.00	78.31	50.00	0.305	0.195	1.57
29	8:10	1.00	0.885	1.00	67.94	50.00	1.791	1.318	1.36
30	8:34	1.00	0.929	1.00	83.30	50.00	0.691	0.415	1.67
31	8:57	1.00	0.970	1.00	81.77	50.00	0.323	0.197	1.64
32	9:33	1.00	1.035	1.00	81.45	50.00	0.797	0.489	1.63
33	9:49	1.00	1.065	1.00	71.25	50.00	1.193	0.837	1.43
34	10:00	1.00	1.084	1.00	74.55	50.00	1.440	0.966	1.49
35	9:58	1.00	1.081	1.00	79.73	50.00	0.474	0.297	1.59
36	10:28	1.00	1.135	1.00	76.14	50.00	0.541	0.356	1.52
37	11:25	1.00	0.944	1.00	81.21	50.00	0.262	0.162	1.62
38	11:31	1.00	0.952	1.00	73.97	50.00	0.469	0.317	1.48
39	11:19	1.00	0.937	1.00	83.88	50.00	0.151	0.090	1.68
40	11:53	1.00	0.983	1.00	75.80	50.00	0.923	0.609	1.52
41	12:11	1.00	1.008	1.00	80.08	50.00	0.480	0.299	1.60
42	11:48	1.00	0.976	1.00	85.42	50.00	0.137	0.080	1.71
43	12:19	1.00	1.019	1.00	86.16	50.00	0.265	0.154	1.72
44	13:46	1.00	1.138	1.00	81.27	50.00	0.118	0.073	1.63
45	14:06	1.00	1.166	1.00	62.28	50.00	0.380	0.305	1.25
46	14:08	1.00	1.168	1.00	81.49	50.00	0.206	0.127	1.63
47	15:53	1.00	1.314	1.00	79.31	50.00	0.513	0.323	1.59
48	15:34	1.00	0.902	1.00	83.49	50.00	0.102	0.061	1.67
49	15:44	1.00	0.911	1.00	78.80	50.00	0.136	0.087	1.58
50	15:42	1.00	0.910	1.00	76.45	50.00	0.640	0.419	1.53

uantitation Report File: ST16980902A

ata: ST16980902A.TI
9/02/98 15:24:00
ample: 80UG/ML AP9 062598F
onds.: INST. ID: F16
ormula: 1UL INJ. Instrument: F16 Weight: 0.000
ubmitted by: QES Analyst: DAT Acct. No.: FIN

MOUNT=AREA * REF AMNT/(REF AREA * RESP FACT)
esp. fac. from average of whole .RL

No	Name			
51	3,3'-DIMETHYLBENZIDINE	212	S5# 35	
52	KEPONE	272	S5# 37	
53	2-ACETYLAMINOFLUORENE	181	S5# 45	53-96-3
54	3-METHYLCHOLANTHRENE	268	S5# 85	56-49-5
55	7,12-DIMETHYLBENZANTHRACENE	256	S6# 20	75-97-6
56	HEXACHLOROPHENE	196	S6# 30	70-30-4

No	m/z	Scan	Time	Ref	RRT	Meth	Area(Hght)	Amount	%Tot
51	212	1473	16:23	5	0.949	A BB	40357.	67.516 UG/ML	1.67
52	272	1504	16:44	5	0.969	qedt	11784.	100.447 UG/ML	2.49
53	181	1518	16:53	5	0.978	A BB	49800.	80.513 UG/ML	2.00
54	268	1833	20:23	5	1.181	A BB	63472.	80.915 UG/ML	2.01
55	256	1731	19:15	6	0.971	A BB	55616.	78.526 UG/ML	1.95
56	NOT FOUND								

No	Ret(L)	Ratio	RRT(L)	Ratio	Amnt	Amnt(L)	R.Fac	R.Fac(L)	Ratio
1	16:23	1.00	0.949	1.00	67.52	50.00	0.564	0.418	1.35
2	16:44	1.00	0.969	1.00	100.45	50.00	0.165	0.082	2.01
3	16:53	1.00	0.978	1.00	80.51	50.00	0.696	0.432	1.61
4	20:23	1.00	1.181	1.00	80.91	50.00	0.887	0.548	1.62
5	19:15	1.00	0.971	1.00	78.53	50.00	0.958	0.610	1.57
6	21:11		0.992						

ANUAL EDIT CODES
1. PEAK NOT FOUND
2. POOR CHROMATOGRAPH
3. WRONG ISOMER
ALL MANUAL EDITS MUST BE
TIALED, DATED, AND CODED

RIC+MASS CHROMATOGRAM
09/02/98 15:24:00
SAMPLE: 80UG/ML AP9 062598F
CONDS.: INST. ID: F16
RANGE: G 1,2158 LABEL: N 0, 2.0 QUAN: A 6, 2.0 J 0 BASE: U 20, 3

DATA: ST16980902A #1 SCANS 480 TO 820
CALI: ST16980902A #3

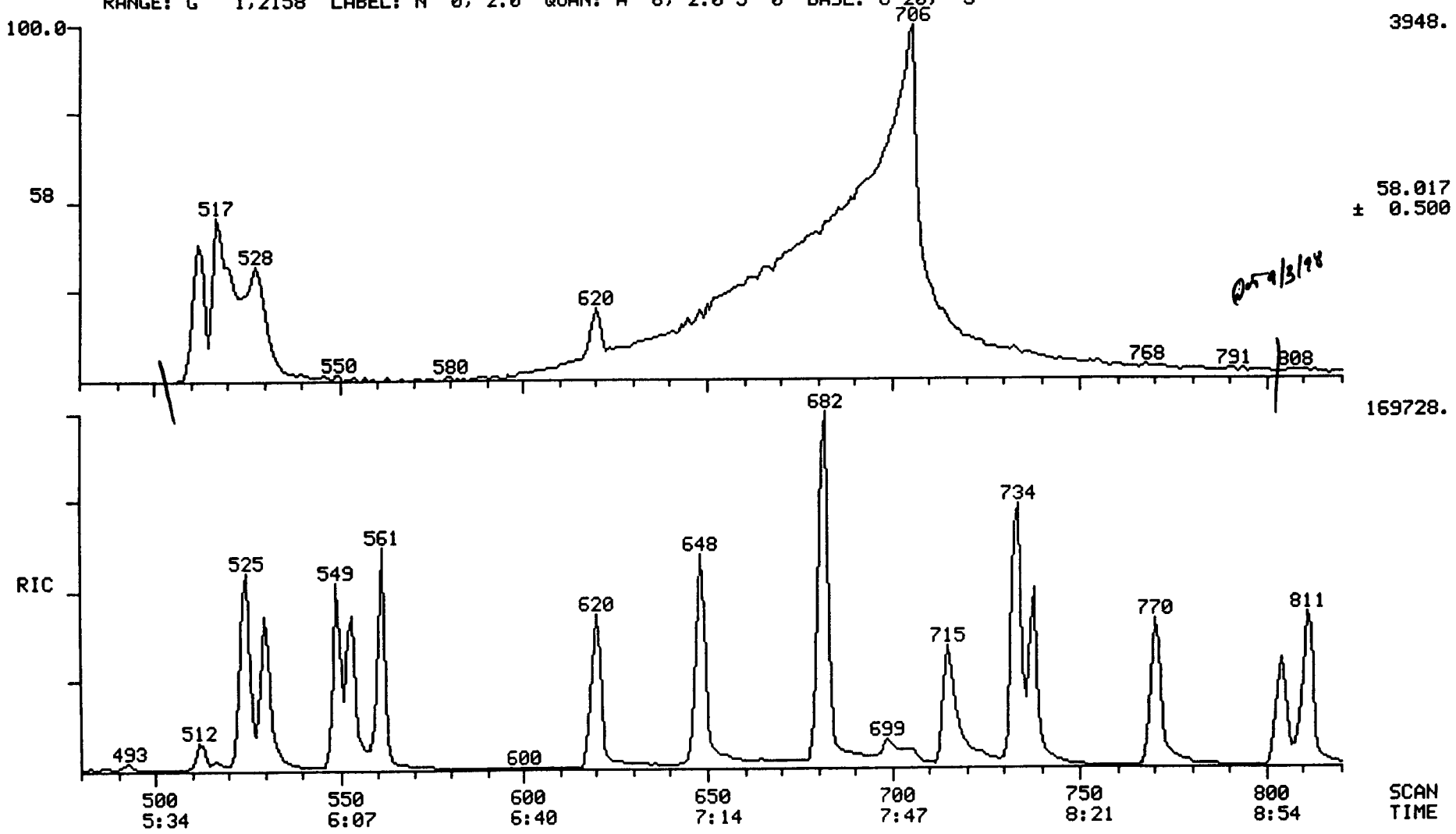

Q5 9/3/98

1625

RIC+MASS CHROMATOGRAM DATA: ST16980902A #1 SCANS 600 TO 720
09/02/98 15:24:00 CALI: ST16980902A #3
SAMPLE: 80UG/ML AP9 062598F
CONDS.: INST. ID: F16
RANGE: G 1,2158 LABEL: N 0, 2.0 QUAN: A 6, 2.0 J 0 BASE: U 20, 3

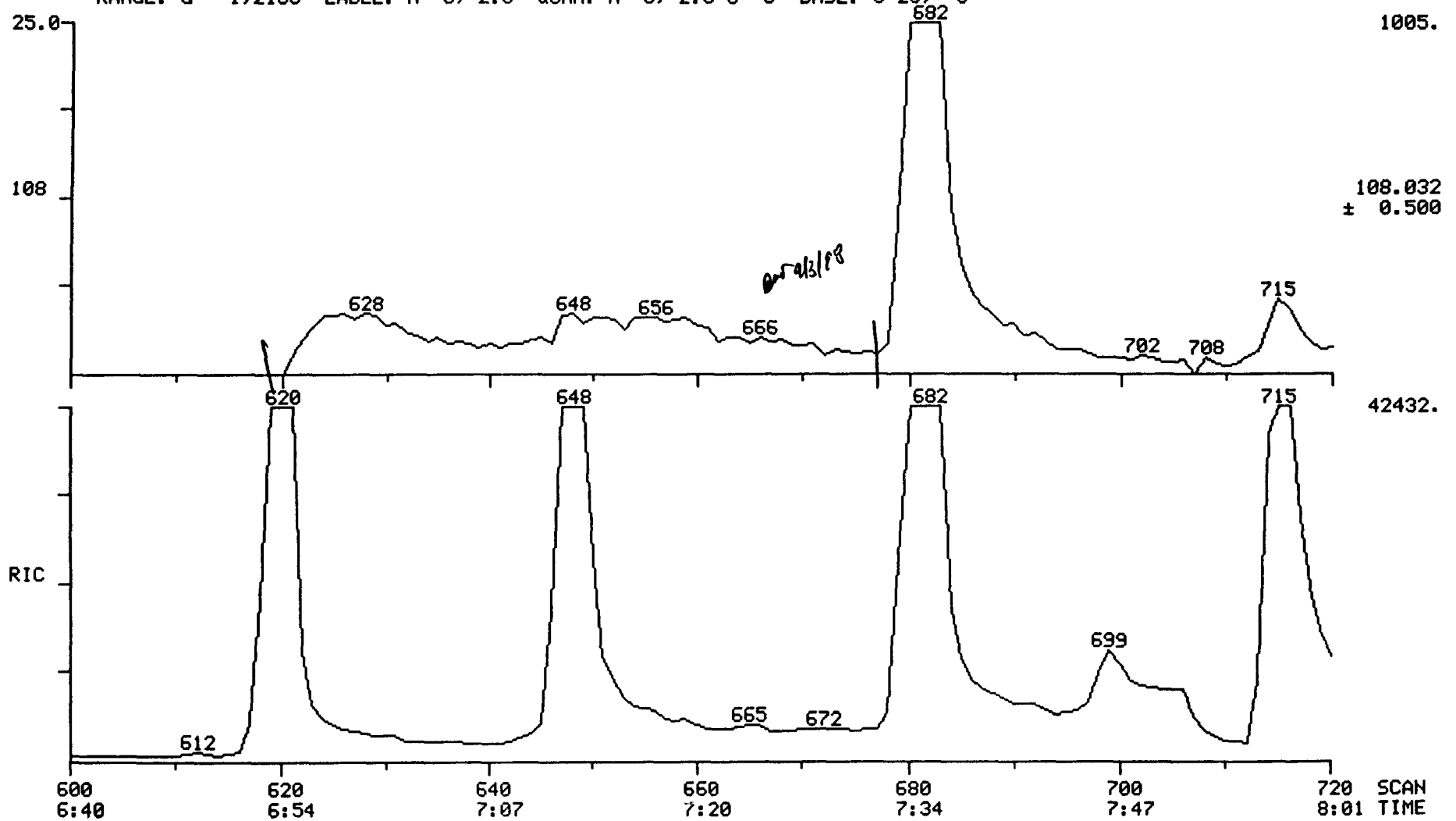

1630

RIC+MASS CHROMATOGRAM DATA: ST16980902A #1 SCANS 1440 TO 1640
09/02/98 15:24:00 CALI: ST16980902A #3
SAMPLE: 80UG/ML AP9 062598F
CONDS.: INST. ID: F16
RANGE: G 1,2158 LABEL: N 0, 2.0 QUAN: A 6, 2.0 J 0 BASE: U 20, 3

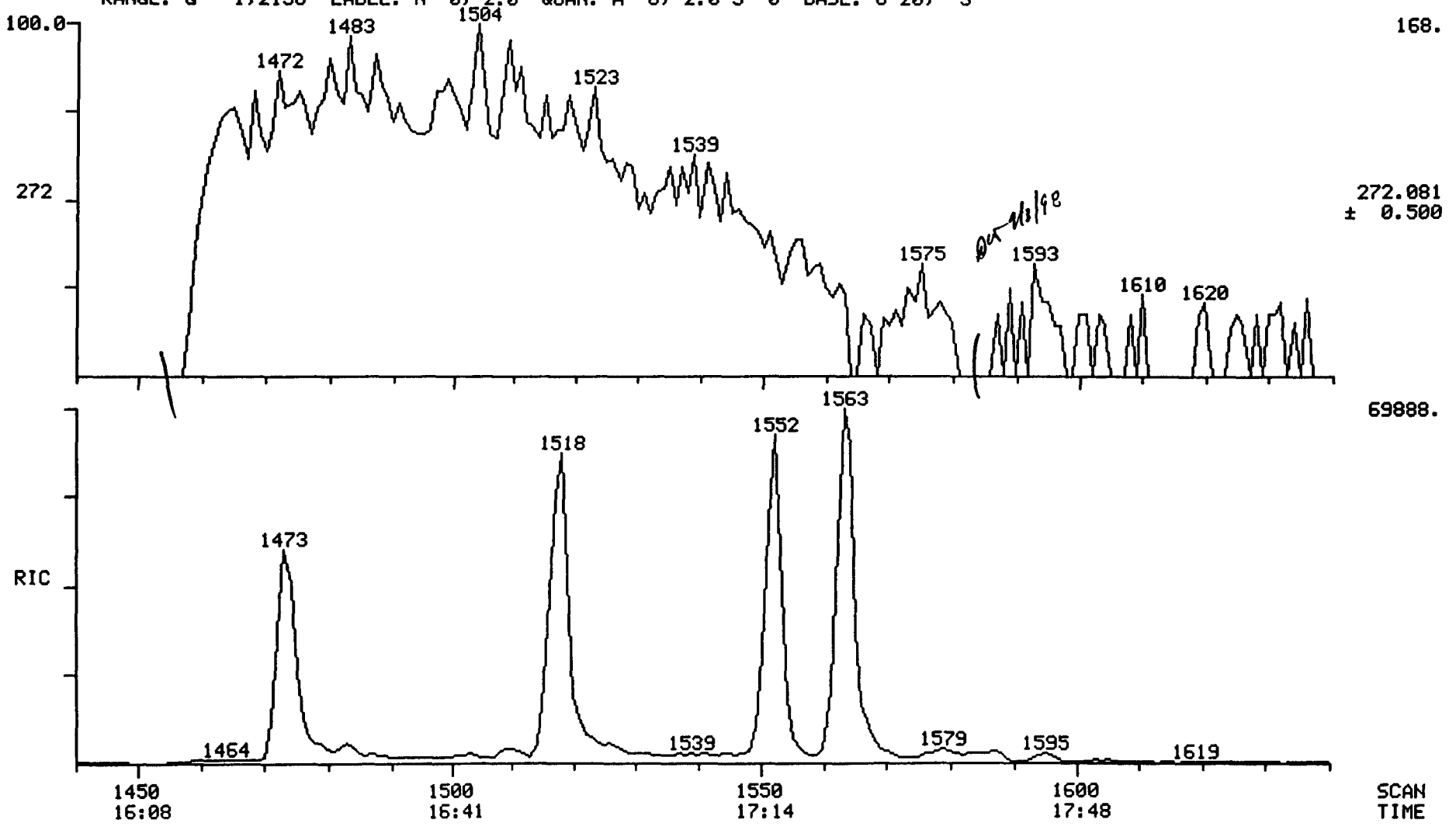

1651

Method Blank (w/SCS)

METHOD BLANK REPORT
Semivolatile Organics by GC/MS
Project: 300681

Test: 8270-TCL-G Semivolatile Organics
Method: 0010/8270
Matrix: FILTER
QC Lot: 31 JUL 98-16A QC Run: 31 JUL 98-16A
Analyzed: 31 AUG 98 Time: 16:02

Analyte	Result	Units	Reporting Limit	Qualifier
Phenol	ND	ug/Sample	10	
bis(2-Chloroethyl)ether	ND	ug/Sample	10	
2-Chlorophenol	ND	ug/Sample	10	
1,3-Dichlorobenzene	ND	ug/Sample	10	
1,4-Dichlorobenzene	ND	ug/Sample	10	
Benzyl alcohol	ND	ug/Sample	10	
1,2-Dichlorobenzene	ND	ug/Sample	10	
2-Methylphenol	ND	ug/Sample	10	
2,2'-Oxybis(1-chloropropane)	ND	ug/Sample	10	
3/4-Methylphenol	ND	ug/Sample	10	
N-Nitroso-di-n-propylamine	ND	ug/Sample	10	
Hexachloroethane	ND	ug/Sample	10	
Nitrobenzene	ND	ug/Sample	10	
Isophorone	ND	ug/Sample	10	
2-Nitrophenol	ND	ug/Sample	10	
2,4-Dimethylphenol	ND	ug/Sample	10	
Benzoic acid	ND	ug/Sample	50	
bis(2-Chloroethoxy)-methane	ND	ug/Sample	10	
2,4-Dichlorophenol	ND	ug/Sample	10	
1,2,4-Trichlorobenzene	ND	ug/Sample	10	
Naphthalene	ND	ug/Sample	10	
4-Chloroaniline	ND	ug/Sample	10	
Hexachlorobutadiene	ND	ug/Sample	10	
4-Chloro-3-methylphenol	ND	ug/Sample	10	
2-Methylnaphthalene	ND	ug/Sample	10	
Hexachlorocyclopentadiene	ND	ug/Sample	10	
2,4,6-Trichlorophenol	ND	ug/Sample	10	
2,4,5-Trichlorophenol	ND	ug/Sample	50	
2-Chloronaphthalene	ND	ug/Sample	10	
2-Nitroaniline	ND	ug/Sample	10	
Dimethyl phthalate	ND	ug/Sample	10	
Acenaphthylene	ND	ug/Sample	10	
3-Nitroaniline	ND	ug/Sample	50	
Acenaphthene	ND	ug/Sample	10	
2,4-Dinitrophenol	ND	ug/Sample	50	
4-Nitrophenol	ND	ug/Sample	50	
Dibenzofuran	ND	ug/Sample	10	
2,4-Dinitrotoluene	ND	ug/Sample	10	
2,6-Dinitrotoluene	ND	ug/Sample	10	
Diethyl phthalate	ND	ug/Sample	10	
4-Chlorophenyl phenyl ether	ND	ug/Sample	10	
Fluorene	ND	ug/Sample	10	
4-Nitroaniline	ND	ug/Sample	50	
4,6-Dinitro-2-methylphenol	ND	ug/Sample	50	
N-Nitrosodiphenylamine	ND	ug/Sample	10	

ND = Not Detected

METHOD BLANK REPORT (cont.)
Semivolatile Organics by GC/MS
Project: 300681

Test: 8270-TCL-G Semivolatile Organics
Method: 0010/8270
Matrix: FILTER
QC Lot: 31 JUL 98-16A QC Run: 31 JUL 98-16A
Analyzed: 31 AUG 98 Time: 16:02

Analyte	Result	Units	Reporting Limit	Qualifier
4-Bromophenyl phenyl ether	ND	ug/Sample	10	
Hexachlorobenzene	ND	ug/Sample	10	
Pentachlorophenol	ND	ug/Sample	50	
Phenanthrene	ND	ug/Sample	10	
Anthracene	ND	ug/Sample	10	
Di-n-butyl phthalate	ND	ug/Sample	10	
Fluoranthene	ND	ug/Sample	10	
Pyrene	ND	ug/Sample	10	
Butyl benzyl phthalate	ND	ug/Sample	10	
3,3'-Dichlorobenzidine	ND	ug/Sample	20	
Benzo(a)anthracene	ND	ug/Sample	10	
bis(2-Ethylhexyl)-phthalate	ND	ug/Sample	10	
Chrysene	ND	ug/Sample	10	
Di-n-octyl phthalate	ND	ug/Sample	10	
Benzo(b)fluoranthene	ND	ug/Sample	10	
Benzo(k)fluoranthene	ND	ug/Sample	10	
Benzo(a)pyrene	ND	ug/Sample	10	
Indeno(1,2,3-cd)pyrene	ND	ug/Sample	10	
Dibenz(a,h)anthracene	ND	ug/Sample	10	
Benzo(g,h,i)perylene	ND	ug/Sample	10	
Acetophenone	ND	ug/Sample	10	
4-Aminobiphenyl	ND	ug/Sample	50	
Aniline	ND	ug/Sample	10	
Benzidine	ND	ug/Sample	100	
3,3'-Dimethylbenzidine	ND	ug/Sample	20	
N-Nitrosodimethylamine	ND	ug/Sample	10	
N-Nitrosomorpholine	ND	ug/Sample	10	
Pentachloronitrobenzene (PCNB)	ND	ug/Sample	50	
o-Toluidine	ND	ug/Sample	20	
2-Methoxybenzenamine	ND	ug/Sample	--	
Biphenyl	ND	ug/Sample	--	
Chloroacetophenone	ND	ug/Sample	--	
Cumene	ND	ug/Sample	--	
DBCP (1,2-Dibromo-3-chloropropane)	ND	ug/Sample	--	
Benzo(e)pyrene	ND	ug/Sample	--	
N-N-Diethylaniline	ND	ug/Sample	--	
Dimethylaniline	ND	ug/Sample	--	
3,3'-Dimethoxybenzidine	ND	ug/Sample	--	
Hydroquinone	ND	ug/Sample	--	
4,4'-Methyl-bis(2-chloroaniline)	ND	ug/Sample	--	
4-Nitrodiphenyl	ND	ug/Sample	--	
Trifluralin	ND	ug/Sample	--	

ND = Not Detected

METHOD BLANK REPORT (cont.)
Semivolatile Organics by GC/MS
Project: 300681

Surrogate	% Recovery	Acceptable Range
Nitrobenzene-d5	86	45 -107
2-Fluorobiphenyl	102	62 -110
Terphenyl-d14	106	58 -135
Phenol-d5	85	43 -130
2-Fluorophenol	82	36 -111
2,4,6-Tribromophenol	94	58 -131

QUANTERRA GC/MS
Target Compound Data Summary Sheet

Data File: 300681MBSX
Std Id: ST16980831

Sample: SBLKSX 31JUL98-16A 1/3SA/1ML
Client: PACIFI
Analyst: DAT Instrument ID: F16
Quan List Threshold: 0.95

INST. ID: F16
Date Analyzed: 08/31/98 16:02
Run Factor: 3.00
Surrogate Vol.: 1.00

Surrogate Spike Recoveries
8270-G, LIMS 10/10/96

Surrogate	Surrogate Amount (ug) Spiked	Measured	% Recovery Measured	QC limits
CS20 NITROBENZENE-D5	50.00	43.20	86.4	45 107
CS25 2-FLUOROBIPHENY	50.00	51.20	102.	62 110
CS30 TERPHENYL-D14	50.00	52.90	106.	58 135
CS45 PHENOL-D5	100.0	84.60	84.6	43 130
CS50 2-FLUOROPHENOL	100.0	81.80	81.8	36 111
CS55 2,4,6-TRIBROMOP	100.0	94.50	94.5	58 131

Target Compounds: SAP9

Parameter	Scan	Result	Units	Reporting Limit
HEXACHLOROBENZENE-C13		ND	UG/A	30.0
C310 N-NITROSODIMETHYLAMINE		ND	UG/A	30.0
PYRIDINE		ND	UG/A	60.0
2-PICOLINE		ND	UG/A	30.0
N-NITROSOMETHYLETHYLAMINE		ND	UG/A	30.0
METHYLMETHANESULFONATE		ND	UG/A	30.0
N-NITROSODIETHYLAMINE		ND	UG/A	30.0
ETHYLMETHANE SULFONATE		ND	UG/A	30.0
PENTACHLOROETHANE		ND	UG/A	30.0
C320 ANILINE		ND	UG/A	30.0
C315 PHENOL		ND	UG/A	30.0
C325 BIS(2-CHLOROETHYL)ETHER		ND	UG/A	30.0
C330 2-CHLOROPHENOL		ND	UG/A	30.0
C335 1,3-DICHLOROBENZENE		ND	UG/A	30.0
C340 1,4-DICHLOROBENZENE		ND	UG/A	30.0
C345 BENZYL ALCOHOL		ND	UG/A	30.0
C350 1,2-DICHLOROBENZENE		ND	UG/A	30.0
C355 2-METHYLPHENOL		ND	UG/A	30.0
C360 2,2'-OXYBIS(1-CLPROPAN)		ND	UG/A	30.0
C361 ACETOPHENONE		ND	UG/A	30.0
N-NITROSOPYRROLIDINE		ND	UG/A	30.0
N-NITROSOMORPHOLINE		ND	UG/A	30.0
3-METHYL PHENOL		ND	UG/A	30.0
C365 4-METHYLPHENOL		ND	UG/A	30.0
C370 N-NITROSO-DI-N-PROPYLAM		ND	UG/A	30.0
O-TOLUIDINE		ND	UG/A	30.0
C375 HEXACHLOROETHANE		ND	UG/A	30.0
C410 NITROBENZENE		ND	UG/A	30.0
N-NITROSOPIPERIDINE		ND	UG/A	30.0

Reviewed by: KG 9/17/98

QUANTERRA GC/MS

Target Compound Data Summary Sheet

Data File: 300681MBSX
Std Id: ST16980831

Sample: SBLKSX 31JUL98-16A 1/3SA/1ML INST. ID: F16
Client: PACIFI Date Analyzed: 08/31/98 16:02
Analyst: DAT Instrument ID: F16 Run Factor: 3.00
Quan List Threshold: 0.95 Surrogate Vol.: 1.00

Target Compounds: SAP9

Parameter	Scan	Result	Units	Reporting Limit
C415 ISOPHORONE		ND	UG/A	30.0
C420 2-NITROPHENOL		ND	UG/A	30.0
C425 2,4-DIMETHYLPHENOL		ND	UG/A	30.0
C435 BIS(2-CHLOROETHOXY)METH		ND	UG/A	30.0
C440 2,4-DICHLOROPHENOL		ND	UG/A	30.0
C430 BENZOIC ACID		ND	UG/A	150.0
AA-DIMETHYLPHENETHYLAMINE		ND	UG/A	30.0
C445 1,2,4-TRICHLOROBENZENE		ND	UG/A	30.0
C450 NAPHTHALENE		ND	UG/A	30.0
C455 4-CHLOROANALINE		ND	UG/A	30.0
2,6-DICHLOROPHENOL		ND	UG/A	30.0
HEXACHLOROPROPENE		ND	UG/A	30.0
C460 HEXACHLOROBUTADIENE		ND	UG/A	30.0
P-PHENYLENE DIAMINE		ND	UG/A	30.0
N-NITROSODI-N-BUTYLAMINE		ND	UG/A	30.0
C465 4-CHLORO-3-METHYLPHENO		ND	UG/A	30.0
SAFROLE		ND	UG/A	30.0
C470 2-METHYLNAPHTHALENE		ND	UG/A	30.0
1,2,4,5-TETRACHLOROBENZENE		ND	UG/A	30.0
ISOSAFROLE (#1)		ND	UG/A	60.0
C510 HEXACHLOROCYCLOPENTADI		ND	UG/A	30.0
C515 2,4,6-TRICHLOROPHENOL		ND	UG/A	30.0
C520 2,4,5-TRICHLOROPHENOL		ND	UG/A	30.0
ISOSAFROLE (#2)		ND	UG/A	60.0
C525 2-CHLORONAPHTHALENE		ND	UG/A	30.0
1-CHLORONAPHTHALENE		ND	UG/A	15.0
C530 2-NITROANALINE		ND	UG/A	150.0
1,4-NAPHTHOQUINONE		ND	UG/A	30.0
C535 DIMETHYLPHTHALATE		ND	UG/A	30.0
1,3-DINITROBENZENE		ND	UG/A	30.0
C540 ACENAPHTHYLENE		ND	UG/A	30.0
C543 2,6-DINITROTOLUENE		ND	UG/A	30.0
C545 3-NITROANILINE		ND	UG/A	150.0
C550 ACENAPHTHENE		ND	UG/A	30.0
C555 2,4-DINITROPHENOL		ND	UG/A	150.0
C565 DIBENZOFURAN		ND	UG/A	30.0
C560 4-NITROPHENOL		ND	UG/A	150.0
PENTACHLOROBENZENE		ND	UG/A	30.0
C570 2,4-DINITROTOLUENE		ND	UG/A	30.0
1-NAPHTHYLAMINE		ND	UG/A	30.0
2-NAPHTHYLAMINE		ND	UG/A	30.0
2,3,4,6-TETRACHLOROPHENOL		ND	UG/A	60.0
C580 DIETHYLPHTHALATE		ND	UG/A	30.0
C590 FLUORENE		ND	UG/A	30.0

QUANTERRA GC/MS

Target Compound Data Summary Sheet

Data File: 300681MBSX
Std Id: ST16980831

Sample: SBLKSX 31JUL98-16A 1/3SA/1ML INST. ID: F16
Client: PACIFI Date Analyzed: 08/31/98 16:02
Analyst: DAT Instrument ID: F16 Run Factor: 3.00
Quan List Threshold: 0.95 Surrogate Vol.: 1.00

Target Compounds: SAP9

Parameter	Scan	Result	Units	Reporting Limit
C585 4-CHLOROPHENYL-PHENYLE		ND	UG/A	30.0
5-NITRO-O-TOLUIDINE		ND	UG/A	30.0
C595 4-NITROANALINE		ND	UG/A	150.0
C610 4,6-DINITRO-2-METHYLPH		ND	UG/A	150.0
C615 N-NITROSODIPHENYLAMINE		ND	UG/A	30.0
C620 AZOBENZENE		ND	UG/A	30.0
SYM-TRINITROBENZENE		ND	UG/A	30.0
C625 4-BROMOPHENYL-PHENYLET		ND	UG/A	30.0
PHENACETIN		ND	UG/A	30.0
DIALLATE	234	ND	UG/A	30.0
C630 HEXACHLOROBENZENE		ND	UG/A	30.0
4-AMINOBIPHENYL		ND	UG/A	30.0
C635 PENTACHLOROPHENOL		ND	UG/A	150.0
PRONAMIDE		ND	UG/A	30.0
PENTACHLORONITROBENZENE		ND	UG/A	150.0
C640 PHENANTHRENE		ND	UG/A	30.0
C645 ANTHRACENE		ND	UG/A	30.0
2SECBUTYL-4,6-DINITROPHENOL		ND	UG/A	30.0
C647 CARBAZOLE		ND	UG/A	30.0
C650 DI-N-BUTYLPHTHALATE		ND	UG/A	30.0
4-NITROQUINOLINE-1-OXIDE		ND	UG/A	30.0
METHAPYRILENE		ND	UG/A	30.0
ISODRIN		ND	UG/A	30.0
C655 FLUORANTHENE		ND	UG/A	30.0
CHLOROBENZILATE		ND	UG/A	30.0
C710 BENZIDINE		ND	UG/A	300.0
C715 PYRENE		ND	UG/A	30.0
ARAMITE (#1)		ND	UG/A	30.0
ARAMITE (#2)		ND	UG/A	30.0
P-DIMETHYLAMINOAZOBENZENE		ND	UG/A	30.0
3,3'-DIMETHYLBENZIDINE		ND	UG/A	30.0
KEPONE		ND	UG/A	150.0
C720 BUTYLBENZYLPHTHALATE		ND	UG/A	30.0
2-ACETYLAMINOFLUORENE		ND	UG/A	30.0
C730 BENZO(A)ANTHRACENE		ND	UG/A	30.0
C725 3,3'-DICHLOROBENZIDINE		ND	UG/A	60.0
C740 CHRYSENE		ND	UG/A	30.0
C745 BIS(2-ETHYLHEXYL)PHTHA		ND	UG/A	30.0
3-METHYLCHOLANTHRENE		ND	UG/A	30.0
C760 DI-N-OCTYL PHTHALATE		ND	UG/A	30.0
C765 BENZO(B)FLUORANTHENE		ND	UG/A	30.0
7,12-DIMETHYLBENZANTHRACENE		ND	UG/A	30.0
C770 BENZO(K)FLUORANTHENE		ND	UG/A	30.0
HEXACHLOROPHENE		ND	UG/A	30.0

QUANTERRA GC/MS

Target Compound Data Summary Sheet

Data File: 300681MBSX
Std Id: ST16980831

Sample: SBLKSX 31JUL98-16A 1/3SA/1ML INST. ID: F16
Client: PACIFI Date Analyzed: 08/31/98 16:02
Analyst: DAT Instrument ID: F16 Run Factor: 3.00
Quan List Threshold: 0.95 Surrogate Vol.: 1.00

Target Compounds: SAP9

Parameter	Scan	Result	Units	Reporting Limit
C775 BENZO(A)PYRENE		ND	UG/A	30.0
C780 INDENO(1,2,3-CD)PYRENE		ND	UG/A	30.0
C785 DIBENZ(A,H)ANTHRACENE		ND	UG/A	30.0
C790 BENZO(G,H,I)PERYLENE		ND	UG/A	30.0

DATA FROM FILE: 300681MBSX SCANS 93 TO 1203 ACQUIRED: 08/31/98 16:02:00
CALI: 300681MBSX #3
SAMPLE: SBLKSX 31JUL98-16A 1/3SA/1ML INST. ID: F16
CONDS.: UG/ML *1ML *100%/100% *(NA/NA)/1/3SA NA M

100.0% (5267460.)

TC

200
2:13

CS50 2-FLUOROPHENOL 112SS1# 02 367-12-4

CS45 PHENOL-D5 99SS1# 03 4165-62-2

CI30 1,4-DICHLOROBENZENE-D4 152IS1# 01 3855-82-1

TC

400
4:27

CS20 NITROBENZENE-D5 82SS2# 02 4165-60-0

CI40 NAPHTHALENE-D8 136IS2# 01 1146-65-2

600
6:40

CS25 2-FLUOROBIPHENYL 172SS3# 03 321-60-8

800
8:54

CI50 ACENAPHTHENE-D10 164IS3# 01 15067-26-2

CS55 2,4,6-TRIBROMOPHENOL 330SS3# 02 118-79-6

1000
11:07

CI60 PHENANTHRENE-D10 188IS4# 01 1517-22-2

SCAN
TIME

1663

DATA FROM FILE: 300681MBSX SCANS 1203 TO 2158 ACQUIRED: 08/31/98 16:02:00
CALI: 300681MBSX #3
SAMPLE: SBLKSX 31JUL98-16A 1/3SA/1ML INST. ID: F16
CONDS.: UG/ML *1ML *100%/100% *(NA/NA)/1/3SA NA M

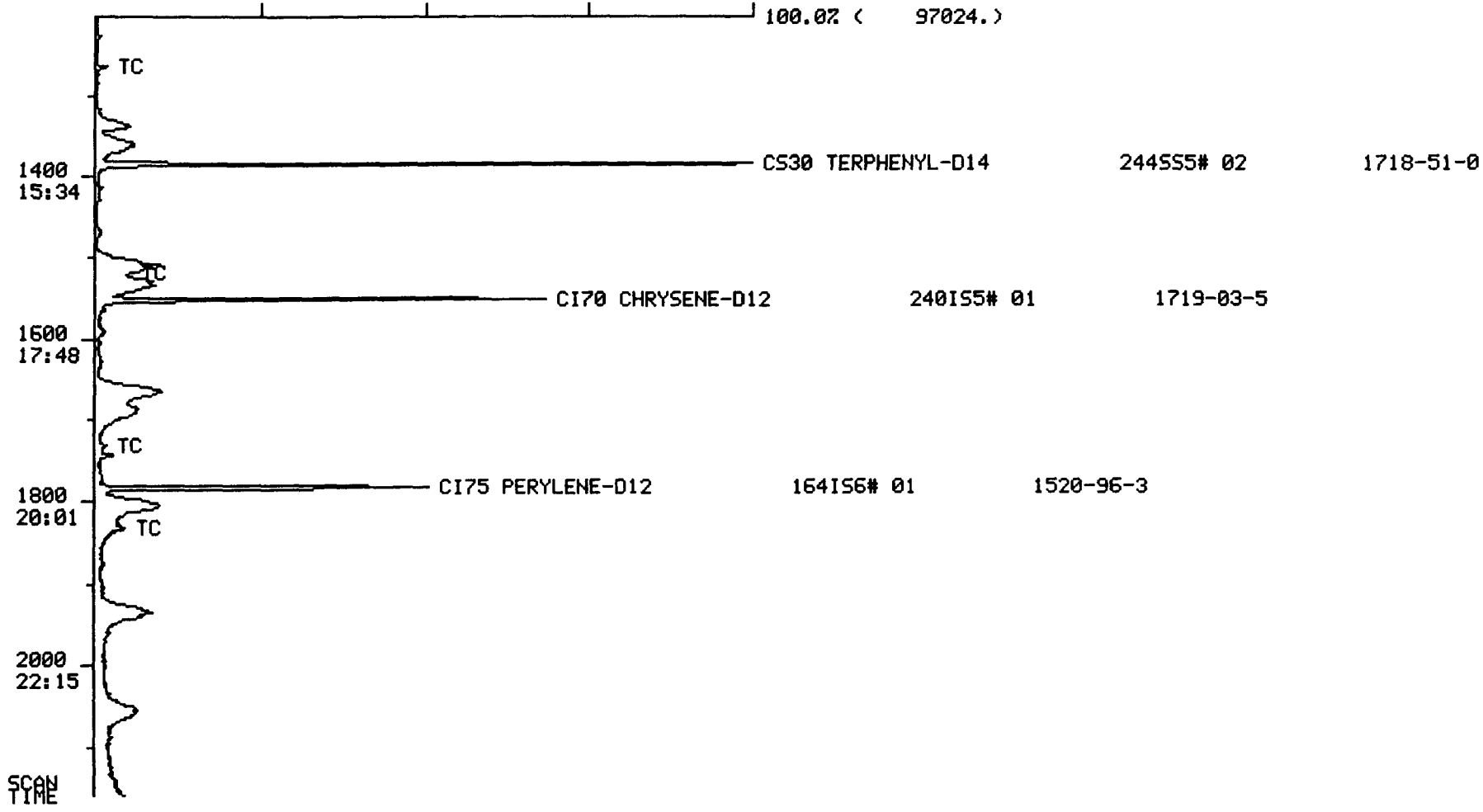

STANDARD USED FOR THIS REPORT IS ST16980831 REPORT PRINTED: 9/01/98 8:34:49

ADDITIONAL STANDARD USED FOR THIS REPORT IS: ST16980831A

QUANTERRA QUANTITATION SUMMARY File: 300681MBSX

Sample: SBLKSX 31JUL98-16A 1/3SA/1ML INST. ID: F16
Analyst: DAT Instrument Id: F16 Analyzed: 08/31/98 16:02

Compounds with amounts less than 0.20 reported as NOT FOUND

Units: UG/ML

No	Library Entry	Name	Mass	Meth	Scan	Ref	Area	RRF(L)	Amount
1	S1# 1	CI30 1,4-DICHLOROBENZENE	152	A BB	342	1	36292.	1.000	40.000
2	S2# 1	CI40 NAPHTHALENE-D8	136	A BB	530	2	131128.	1.000	40.000
3	S3# 1	CI50 ACENAPHTHENE-D10	164	A BB	828	3	72270.	1.000	40.000
4	S4# 1	CI60 PHENANTHRENE-D10	188	A BB	1086	4	123798.	1.000	40.000
5	S5# 1	CI70 CHRYSENE-D12	240	A BB	1551	5	64001.	1.000	40.000
6	S6# 1	CI75 PERYLENE-D12	264	A BB	1782	6	47432.	1.000	40.000
7	S2# 2	CS20 NITROBENZENE-D5	82	A BB	422	2	66532.	0.470	43.222
8	S3# 3	CS25 2-FLUOROBIPHENYL	172	A BB	723	3	114183.	1.234	51.202
9	S5# 2	CS30 TERPHENYL-D14	244	A BB	1383	5	84273.	0.995	52.923
10	S1# 3	CS45 PHENOL-D5	99	A BB	309	1	155502.	2.025	84.617
11	S1# 2	CS50 2-FLUOROPHENOL	112	A BB	201	1	101569.	1.368	81.818
12	S3# 2	CS55 2,4,6-TRIBROMOPHENO	330	A BB	968	3	40241.	0.236	94.513
13	S4# 4	HEXACHLOROBENZENE-C13	294		4	NOT FOUND			
14	S1# 15	C310 N-NITROSODIMETHYLAM	74		1	NOT FOUND			
15	S1# 20	PYRIDINE	79		1	NOT FOUND			
16	S1# 30	2-PICOLINE	93		1	NOT FOUND			
17	S1# 40	N-NITROSOMETHYLETHYLAMIN	42	A VV	162	1	2058.	0.811	2.796
18	S1# 60	METHYLMETHANESULFONATE	80		1	NOT FOUND			
19	S1# 70	N-NITROSODIETHYLAMINE	102		1	NOT FOUND			
20	S1# 85	ETHYLMETHANE SULFONATE	79		1	NOT FOUND			
21	S1# 95	PENTACHLOROETHANE	117		1	NOT FOUND			
22	S1#100	C320 ANILINE	93		1	NOT FOUND			
23	S1#105	C315 PHENOL	94		1	NOT FOUND			
24	S1#110	C325 BIS(2-CHLOROETHYL)E	93		1	NOT FOUND			
25	S1#115	C330 2-CHLOROPHENOL	128		1	NOT FOUND			
26	S1#125	C335 1,3-DICHLOROBENZENE	146		1	NOT FOUND			
27	S1#130	C340 1,4-DICHLOROBENZENE	146		1	NOT FOUND			
28	S1#145	C345 BENZYL ALCOHOL	108	A BB	372	1	2165.	0.854	2.793
29	S1#150	C350 1,2-DICHLOROBENZENE	146		1	NOT FOUND			
30	S1#160	C355 2-METHYLPHENOL	108		1	NOT FOUND			
31	S1#165	C360 2,2'-OXYBIS(1-CLPRO	45		1	NOT FOUND			
32	S1#170	C361 ACETOPHENONE	105		1	NOT FOUND			
33	S1#175	N-NITROSOPYRROLIDINE	100		1	NOT FOUND			
34	S1#180	N-NITROSOMORPHOLINE	56		1	NOT FOUND			
35	S1#182	3-METHYL PHENOL	108	A BB	421	1	1034.	2.252	0.506
36	S1#185	C365 4-METHYLPHENOL	108		1	NOT FOUND			
37	S1#190	C370 N-NITROSO-DI-N-PROP	70		1	NOT FOUND			
38	S1#195	O-TOLUIDINE	106		1	NOT FOUND			
39	S1#200	C375 HEXACHLOROETHANE	117		1	NOT FOUND			
40	S2# 10	C410 NITROBENZENE	77		2	NOT FOUND			
41	S2# 15	N-NITROSOPIPERIDINE	42		2	NOT FOUND			
42	S2# 20	C415 ISOPHORONE	82		2	NOT FOUND			
43	S2# 25	C420 2-NITROPHENOL	139		2	NOT FOUND			
44	S2# 30	C425 2,4-DIMETHYLPHENOL	107		2	NOT FOUND			
45	S2# 35	C435 BIS(2-CHLOROETHOXY)	93		2	NOT FOUND			

```
46 S2# 40 C440 2,4-DICHLOROPHENOL  162        2  NOT FOUND
47 S2# 45 C430 BENZOIC ACID        122        2  NOT FOUND
48 S2# 50 AA-DIMETHYLPHENETHYLAMIN  58        2  NOT FOUND
49 S2# 55 C445 1,2,4-TRICHLOROBENZ 180        2  NOT FOUND
```

0	S2# 60	C450	NAPHTHALENE	128			2	NOT FOUND			
1	S2# 80	C455	4-CHLOROANALINE	127			2	NOT FOUND			
2	S2# 85		2,6-DICHLOROPHENOL	162			2	NOT FOUND			
3	S2# 90		HEXACHLOROPROPENE	213			2	NOT FOUND			
4	S2# 95	C460	HEXACHLOROBUTADIENE	225			2	NOT FOUND			
5	S2#115		P-PHENYLENE DIAMINE	108			2	NOT FOUND			
6	S2#120		N-NITROSODI-N-BUTYLAMINE	84			2	NOT FOUND			
7	S2#130	C465	4-CHLORO-3-METHYLPH	107			2	NOT FOUND			
8	S2#140		SAFROLE	162			2	NOT FOUND			
9	S2#145	C470	2-METHYLNAPHTHALENE	142			2	NOT FOUND			
0	S3# 10		1,2,4,5-TETRACHLOROBENZE	214			3	NOT FOUND			
1	S3# 15		ISOSAFROLE (#1)	162			3	NOT FOUND			
2	S3# 20	C510	HEXACHLOROCYCLOPENT	237			3	NOT FOUND			
3	S3# 25	C515	2,4,6-TRICHLOROPHEN	196			3	NOT FOUND			
4	S3# 30	C520	2,4,5-TRICHLOROPHEN	196			3	NOT FOUND			
5	S3# 35		ISOSAFROLE (#2)	104			3	NOT FOUND			
6	S3# 40	C525	2-CHLORONAPHTHALENE	162			3	NOT FOUND			
7	S3# 42		1-CHLORONAPHTHALEN	162			3	NOT FOUND			
8	S3# 45	C530	2-NITROANALINE	65			3	NOT FOUND			
9	S3# 50		1,4-NAPHTHOQUINONE	158			3	NOT FOUND			
0	S3# 55	C535	DIMETHYLPHTHALATE	163			3	NOT FOUND			
1	S3# 60		1,3-DINITROBENZENE	168			3	NOT FOUND			
2	S3# 65	C540	ACENAPHTHYLENE	152			3	NOT FOUND			
3	S3# 70	C543	2,6-DINITROTOLUENE	165			3	NOT FOUND			
4	S3# 75	C545	3-NITROANILINE	138			3	NOT FOUND			
5	S3# 80	C550	ACENAPHTHENE	153			3	NOT FOUND			
6	S3# 85	C555	2,4-DINITROPHENOL	184			3	NOT FOUND			
7	S3# 90	C565	DIBENZOFURAN	168			3	NOT FOUND			
8	S3# 95	C560	4-NITROPHENOL	109			3	NOT FOUND			
9	S3#100		PENTACHLOROBENZENE	250			3	NOT FOUND			
0	S3#105	C570	2,4-DINITROTOLUENE	165			3	NOT FOUND			
1	S3#110		1-NAPHTHYLAMINE	143			3	NOT FOUND			
2	S3#115		2-NAPHTHYLAMINE	143			3	NOT FOUND			
3	S3#120		2,3,4,6-TETRACHLOROPHENO	232			3	NOT FOUND			
4	S3#130	C580	DIETHYLPHTHALATE	149			3	NOT FOUND			
5	S3#135	C590	FLUORENE	166			3	NOT FOUND			
6	S3#140	C585	4-CHLOROPHENYL-PHEN	204			3	NOT FOUND			
7	S3#145		5-NITRO-O-TOLUIDINE	152			3	NOT FOUND			
8	S3#150	C595	4-NITROANALINE	138			3	NOT FOUND			
9	S4# 10	C610	4,6-DINITRO-2-METHY	198			4	NOT FOUND			
0	S4# 15	C615	N-NITROSODIPHENYLAM	169	A	BV	961 4		792.	0.551	0.465
1	S4# 20	C620	AZOBENZENE	77			4	NOT FOUND			
2	S4# 25		SYM-TRINITROBENZENE	75			4	NOT FOUND			
3	S4# 30	C625	4-BROMOPHENYL-PHENY	248			4	NOT FOUND			
4	S4# 35		PHENACETIN	108			4	NOT FOUND			
5	S4# 37		DIALLATE	234			4	NOT FOUND			
6	S4# 40	C630	HEXACHLOROBENZENE	284			4	NOT FOUND			
7	S4# 45		4-AMINOBIPHENYL	169			4	NOT FOUND			
8	S4# 50	C635	PENTACHLOROPHENOL	266			4	NOT FOUND			
9	S4# 55		PRONAMIDE	173			4	NOT FOUND			
0	S4# 60		PENTACHLORONITROBENZENE	237			4	NOT FOUND			
1	S4# 65	C640	PHENANTHRENE	178			4	NOT FOUND			
2	S4# 70	C645	ANTHRACENE	178			4	NOT FOUND			
3	S4# 75		2SECBUTYL-4,6-DINITROPHE	211			4	NOT FOUND			
4	S4# 80	C647	CARBAZOLE	167			4	NOT FOUND			
5	S4# 85	C650	DI-N-BUTYLPHTHALATE	149	A	BB	1226 4		1220.	1.247	0.316
6	S4#100		4-NITROQUINOLINE-1-OXIDE	190			4	NOT FOUND			
7	S4#105		METHAPYRILENE	58	A	BB	1264 4		1726.	0.305	1.830
8	S4#106		ISODRIN	193			4	NOT FOUND			
9	S4#110	C655	FLUORANTHENE	202			4	NOT FOUND			
0	S4#120		CHLOROBENZILATE	139	A	BB	1426 4		356.	0.313	0.368

111	S5#	10	C710 BENZIDINE	184			5	NOT FOUND			
112	S5#	15	C715 PYRENE	202			5	NOT FOUND			
113	S5#	20	ARAMITE (#1)	185			5	NOT FOUND			
114	S5#	25	ARAMITE (#2)	185			5	NOT FOUND			
115	S5#	30	P-DIMETHYLAMINOAZOBENZEN	120	A	BB	1412	5	590.	0.419	0.880
116	S5#	35	3,3'-DIMETHYLBENZIDINE	212			5	NOT FOUND			
117	S5#	37	KEPONE	272			5	NOT FOUND			
118	S5#	40	C720 BUTYLBENZYLPHTHALAT	149			5	NOT FOUND			
119	S5#	45	2-ACETYLAMINOFLUORENE	181	A	BB	1518	5	960.	0.432	1.388
120	S5#	50	C730 BENZO(A)ANTHRACENE	228			5	NOT FOUND			
121	S5#	55	C725 3,3'-DICHLOROBENZID	252	A	BB	1563	5	636.	0.408	0.974
122	S5#	60	C740 CHRYSENE	228			5	NOT FOUND			
123	S5#	65	C745 BIS(2-ETHYLHEXYL)PH	149	A	BB	1603	5	350.	0.980	0.223
124	S5#	85	3-METHYLCHOLANTHRENE	268	A	BB	1831	5	1012.	0.548	1.154
125	S6#	10	C760 DI-N-OCTYL PHTHALAT	149			6	NOT FOUND			
126	S6#	15	C765 BENZO(B)FLUORANTHEN	252			6	NOT FOUND			
127	S6#	20	7,12-DIMETHYLBENZANTHRAC	256	A	BB	1730	6	688.	0.610	0.951
128	S6#	25	C770 BENZO(K)FLUORANTHEN	252			6	NOT FOUND			
129	S6#	30	HEXACHLOROPHENE	196			6	NOT FOUND			
130	S6#	35	C775 BENZO(A)PYRENE	252			6	NOT FOUND			
131	S6#	55	C780 INDENO(1,2,3-CD)PYR	276			6	NOT FOUND			
132	S6#	60	C785 DIBENZ(A,H)ANTHRACE	278			6	NOT FOUND			
133	S6#	65	C790 BENZO(G,H,I)PERYLEN	276			6	NOT FOUND			

BNA, S LIBRARIES ANALYST: ____ DATE: _____

QUANTERRA Internal Standard Check

Standard Filename: ST16980831 Analyzed: 08/31/98 12:31

Standard	IS# 1 Area	%	RT	IS# 2 Area	%	RT	IS# 3 Area	%	RT
ST16980831	28649.		3.78	100432.		5.90	54347.		9.21
Upper Limit	57297.	=+200	4.28	200864.	=+200	6.40	108695.	=+200	9.71
Lower Limit	14324.	=+ 50	3.28	50216.	=+ 50	5.40	27174.	=+ 50	8.71
Filename									
1 300681MBSX	36292.	= 126	3.80	131128.	= 130	5.90	72270.	= 132	9.21

IS# 1 = CI30 1,4-DICHLOROBENZENE-D4
IS# 2 = CI40 NAPHTHALENE-D8
IS# 3 = CI50 ACENAPHTHENE-D10

* - indicates an I.S. is outside QC limit(s)

Standard	IS# 4 Area	%	RT	IS# 5 Area	%	RT	IS# 6 Area	%	RT
ST16980831	98520.		12.08	62289.		17.26	50750.		19.83
Upper Limit	197039.	=+200	12.58	124578.	=+200	17.76	101500.	=+200	20.33
Lower Limit	49260.	=+ 50	11.58	31145.	=+ 50	16.76	25375.	=+ 50	19.33
Filename									
1 300681MBSX	123798.	= 125	12.08	64001.	= 102	17.25	47432.	= 93	19.82

IS# 4 = CI60 PHENANTHRENE-D10
IS# 5 = CI70 CHRYSENE-D12
IS# 6 = CI75 PERYLENE-D12

* - indicates an I.S. is outside QC limit(s)

Data Reduced by: [illegible] Date: 9/16/98
Data Reviewed by: [illegible] Date: 10/9/98

Data File: 300681MBSX

QUANTERRA GC/MS TIC REPORT (Part 1)

Sample: SBLKSX 31JUL98-16A 1/3SA/1ML
Analyst: DAT

INST. ID: F16
Date Analyzed: 08/31/98 16:02
Run Factor: 3.00

#	SCAN	Concentration in Sample (UG/A)	CAS #
1	288	29.	100-52-7
BENZALDEHYDE or isomer			
2	932	22.	~~74381-40-1~~
~~PROPANOIC ACID, 2-METHYL-, 1-(1,1-DIMETHYLETHYL)-2-METHYL-1,3-PROPANE~~! 6/98			
unknown 5700			
3	1338	19.	~~20324-33-8~~
~~2-PROPANOL, 1-[2-(2-METHOXY-1-METHYLETHOXY)-1-METHYLETHOXY]-~~			
unknown 5700			
4	1360	28.	~~13588-28-8~~
~~1-PROPANOL, 2-(2-METHOXYPROPOXY)~~			
unknown 5700			
5	1509	27.	00-00-0
UNKNOWN			
6	1533	33.	00-00-0
UNKNOWN			
7	1661	33.	00-00-0
UNKNOWN			
8	1690	21.	00-00-0
UNKNOWN			
9	1803	51.	00-00-0
UNKNOWN			
10	1933	39.	00-00-0
UNKNOWN			

1	2052	15.	00-00-0
	UNKNOWN		
2	2057	21.	00-00-0
	UNKNOWN		

DATA FILE: 300681MBSX

QUANTERRA GC/MS TIC REPORT (Part 2)

CONCENTRATION = AREA(TIC)*CONC(IS)/AREA(IS)

#	FIT	PURITY	INT. STD.	RT	RRT	AREA	HEIGHT	AMOUNT AS ANALYZED (UG/ML)	LIB	LIB #
1	967	920	1	3:12	0.543	63822.	16736.	9.581	NB	2017.
2	928	789	2	10:21	1.126	58873.	17802.	7.266	NB	40501.
3	848	680	4	14:52	0.863	32240.	3764.	6.454	NB	24247.
4	871	757	4	15:07	0.877	45936.	3636.	9.195	NB	9228.
5	808	625	4	16:47	0.973	44204.	6352.	8.849	UK	1.
6	812	599	4	17:03	0.988	55272.	4496.	11.064	UK	1.
7	839	463	4	18:28	1.071	54732.	5216.	10.956	UK	1.
8	771	524	5	18:47	0.948	27952.	2224.	7.142	UK	1.
9	651	406	5	20:03	1.012	65928.	5408.	16.845	UK	1.
10	844	425	5	21:30	1.085	51292.	4584.	13.105	UK	1.
11	722	310	5	22:49	1.152	20187.	3052.	5.158	UK	1.
12	748	422	5	22:52	1.154	26821.	3087.	6.853	UK	1.

Library Search Data: 300681MBSX # 288 Base m/z: 77
08/31/98 16:02:00 + 3:12 Cali: 300681MBSX # 3 RIC: 14800.
Sample: SBLKSX 31JUL98-16A 1/3SA/1ML INST. ID: F16
Conds.: UG/ML *1ML *100%/100% *(NA/NA)/1/3SA NA M
Enhanced (S 15B 2N OT)

62231 spectra in LIBRARYNB searched for maximum PURITY
366 matched at least 5 of the 16 largest peaks in the unknown

Rank	In.	Name
1	2017	BENZALDEHYDE
2	7284	BENZOYL CHLORIDE
3	6466	ETHANONE, 2-HYDROXY-1-PHENYL-
4	2014	2,4-HEPTADIEN-6-YNAL, (E,E)-
5	9645	BENZOYLFORMIC ACID
6	10676	ETHANONE, 2-CHLORO-1-PHENYL-
7	13112	BENZOYL ISOTHIOCYANATE
8	13709	N-METHOXY-N-METHYLBENZAMIDE
9	6857	BENZENECARBOTHIOIC ACID

Rank	Formula	M.Wt	B.Pk	Purity	Fit	RFit
	C7.H6.O	106	77	920	967	940
	C7.H5.O.CL	140	105	817	875	830
	C8.H8.O2	136	105	804	845	821
	C7.H6.O	106	105	802	844	808
	C8.H6.O3	150	105	779	850	804
	C8.H7.O.CL	154	105	773	841	798
	C8.H5.O.N.S	163	105	772	823	789
	C9.H11.O2.N	165	105	763	812	793
	C7.H6.O.S	138	77	762	847	808

Rank	Ret.Time	B.P.Int.	US.Par.1	US.Par.2	C.A.S. #
	—	—	—	—	100-52-7
	—	—	—	—	98-88-4
	—	—	—	—	582-24-1
	—	—	—	—	7200-04-6
	—	—	—	—	611-73-4
	—	—	—	—	532-27-4
	—	—	—	—	532-55-8
	—	—	—	—	6919-61-5
	—	—	—	—	98-91-9

MID LIBRARY SEARCH (LIBRARYNB)
08/31/98 16:02:00 + 3:12
SAMPLE: SBLKSX 31JUL98-16A 1/3SA/1ML
CONDS.: UG/ML *1ML *100%/100% *(NA/NA)/1/3SA NA M
ENHANCED (S 15B 2N 0T)

DATA: 300681MBSX # 288
CALI: 300681MBSX # 3
INST. ID: F16

BASE M/Z: 77
RIC: 14800.

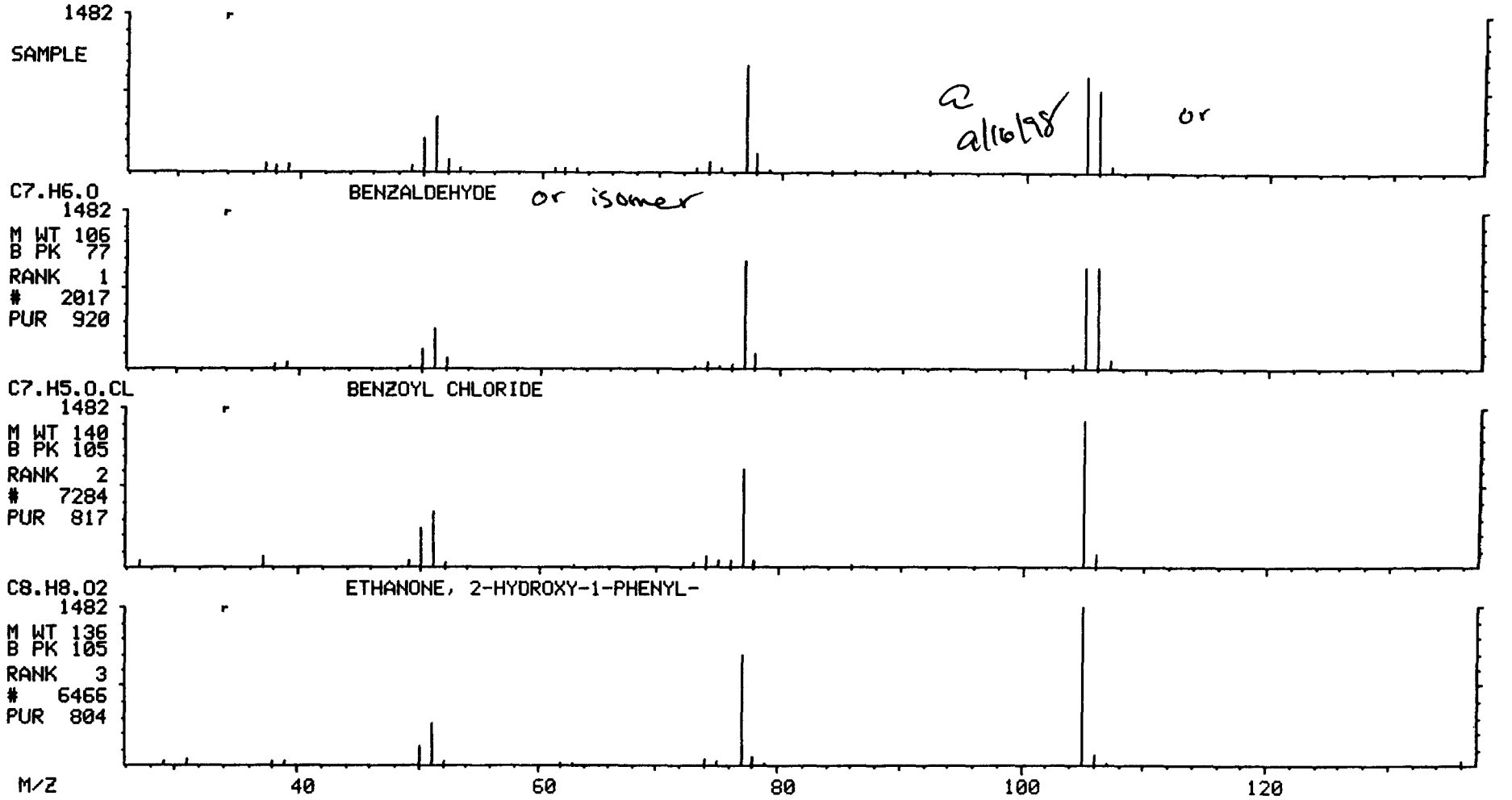

Fig 1

Library Search Data: 300681MBSX # 932 Base m/z: 71
08/31/98 16:02:00 + 10:22 Cali: 300681MBSX # 3 RIC: 16896.
Sample: SBLKSX 31JUL98-16A 1/3SA/1ML INST. ID: F16
Conds.: UG/ML *1ML *100%/100% *(NA/NA)/1/3SA NA M
Enhanced (S 15B 2N OT)

62231 spectra in LIBRARYNB searched for maximum PURITY
691 matched at least 6 of the 16 largest peaks in the unknown

Rank	In.	Name
1	40501	PROPANOIC ACID, 2-METHYL-, 1-(1,1-DIMETHYLETHYL)-2-METHYL-1,3-PROPA*
2	40500	PROPANOIC ACID, 2-METHYL-, 2-ETHYL-1-PROPYL-1,3-PROPANEDIYL ESTER
3	26739	PROPANOIC ACID, 2-METHYL-, 2,2-DIMETHYL-1-(2-HYDROXY-1-METHYLETHYL)*
4	4625	1-HEXENE, 3,4,5-TRIMETHYL-
5	4556	ETHANONE, 1-(3-ETHYLCYCLOBUTYL)-
6	2720	4,4-DIMETHYL-1-HEXENE
7	4677	2,4,4-TRIMETHYL-1-HEXENE
8	14787	1-NONENE, 4,6,8-TRIMETHYL-
9	15779	1,2-CYCLOHEXANEDIOL, 1-METHYL-4-(1-METHYLETHYL)-

Rank	Formula	M.Wt	B.Pk	Purity	Fit	RFit
1	C16.H30.O4	286	71	789	928	811
2	C16.H30.O4	286	43	727	882	737
3	C12.H24.O3	216	71	704	883	723
4	C9.H18	126	43	589	807	665
5	C8.H14.O	126	43	586	752	623
6	C8.H16	112	71	579	794	630
7	C9.H18	126	71	546	720	644
8	C12.H24	168	43	531	715	557
9	C10.H20.O2	172	71	518	701	641

Rank	Ret.Time	B.P.Int.	US.Par.1	US.Par.2	C.A.S. #
1	—	—	—	—	74381-40-1
2	—	—	—	—	74367-30-9
3	—	—	—	—	74367-33-2
4	—	—	—	—	56728-10-0
5	—	—	—	—	56335-71-8
6	—	—	—	—	1647-08-1
7	—	—	—	—	51174-12-0
8	—	—	—	—	54410-98-9
9	—	—	—	—	33669-76-0

MID LIBRARY SEARCH (LIBRARYNB)
08/31/98 16:02:00 + 10:22
SAMPLE: SBLKSX 31JUL98-16A 1/3SA/1ML
CONDS.: UG/ML *1ML *100%/100% *(NA/NA)/1/3SA
ENHANCED (S 15B 2N 0T)

DATA: 300681MBSX # 932
CALI: 300681MBSX # 3
INST. ID: F16
NA M

BASE M/Z: 71
RIC: 16896.

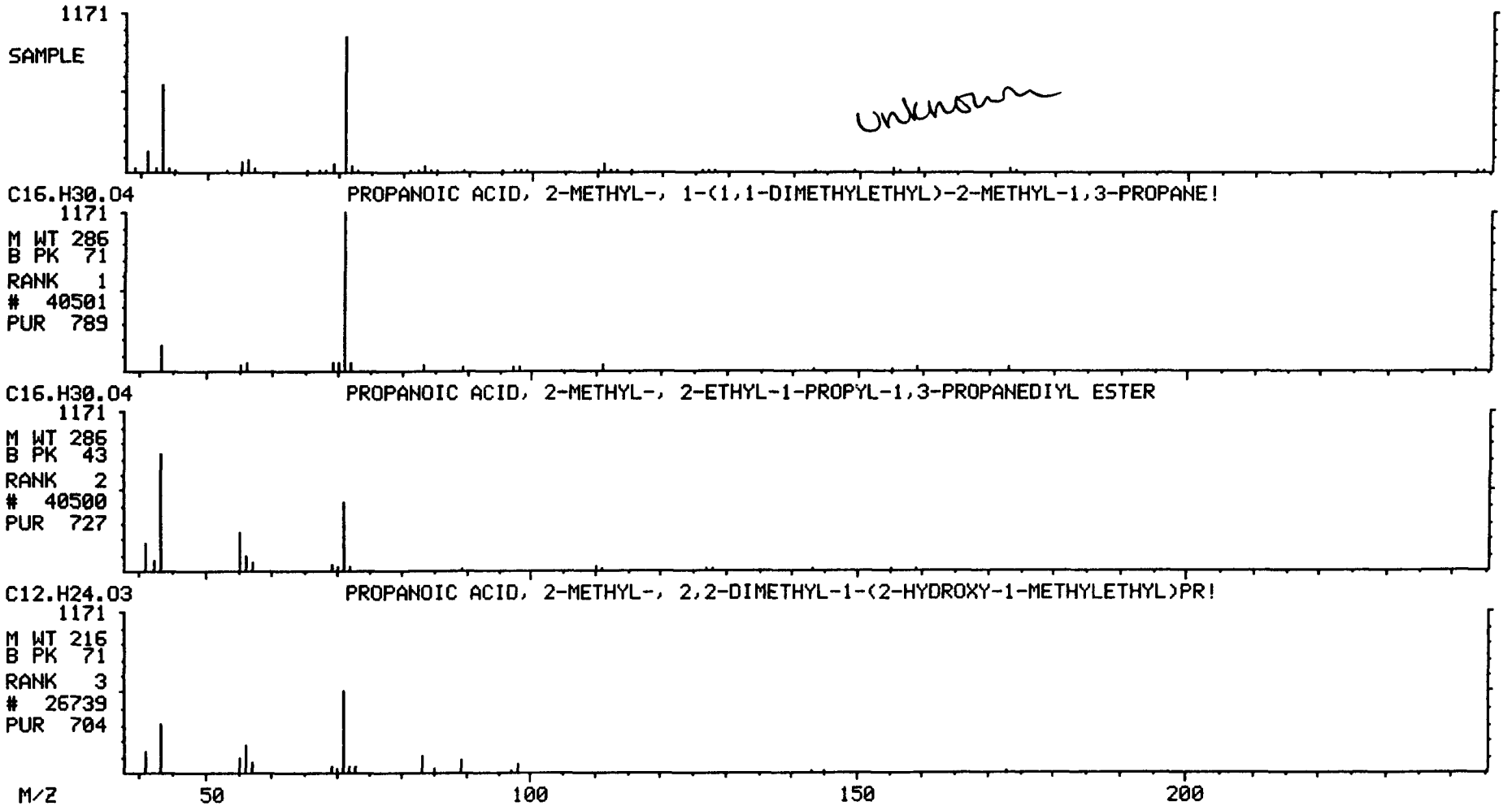

Library Search Data: 300681MBSX #1338 Base m/z: 59
08/31/98 16:02:00 + 14:53 Cali: 300681MBSX # 3 RIC: 2672.
Sample: SBLKSX 31JUL98-16A 1/3SA/1ML INST. ID: F16
Conds.: UG/ML *1ML *100%/100% *(NA/NA)/1/3SA NA M
Enhanced (S 15B 2N OT)

62231 spectra in LIBRARYNB searched for maximum PURITY
842 matched at least 6 of the 16 largest peaks in the unknown

Rank	In.	Name
1	24247	2-PROPANOL, 1-[2-(2-METHOXY-1-METHYLETHOXY)-1-METHYLETHOXY]-
2	16192	2-PROPANOL, 1-[1-METHYL-2-(2-PROPENYLOXY)ETHOXY]-
3	36537	2,5,8,11-TETRAOXATETRADECAN-13-OL, 4,7,10-TRIMETHYL-
4	9228	1-PROPANOL, 2-(2-METHOXYPROPOXY)-
5	5522	2-HEXANOL, 2,3-DIMETHYL-
6	20626	2-PROPANOL, 1,1'-[(1-METHYL-1,2-ETHANEDIYL)BIS(OXY)]BIS-
7	3000	OXIRANE, 2,2-DIMETHYL-3-PROPYL-
8	5527	2-HEPTANOL, 2-METHYL-
9	9235	1-PROPANOL, 2-(2-METHOXY-1-METHYLETHOXY)-

Rank	Formula	M.Wt	B.Pk	Purity	Fit	RFit
1	C10.H22.O4	206	59	680	848	701
2	C9.H18.O3	174	59	611	777	635
3	C13.H28.O5	264	59	609	752	704
4	C7.H16.O3	148	59	575	843	588
5	C8.H18.O	130	59	573	830	614
6	C9.H20.O4	192	59	559	777	597
7	C7.H14.O	114	43	555	811	581
8	C8.H18.O	130	59	539	890	573
9	C7.H16.O3	148	59	533	744	543

Rank	Ret.Time	B.P.Int.	US.Par.1	US.Par.2	C.A.S. #
1	—	—	—	—	20324-33-8
2	—	—	—	—	55956-25-7
3	—	—	—	—	20324-34-9
4	—	—	—	—	13588-28-8
5	—	—	—	—	19550-03-9
6	—	—	—	—	1638-16-0
7	—	—	—	—	17612-35-0
8	—	—	—	—	625-25-2
9	—	—	—	—	55956-21-3

MID LIBRARY SEARCH (LIBRARYNB)
08/31/98 16:02:00 + 14:53
SAMPLE: SBLKSX 31JUL98-16A 1/3SA/1ML
CONDS.: UG/ML *1ML *100%/100% *(NA/NA)/1/3SA NA M
ENHANCED (S 15B 2N 0T)

DATA: 300681MBSX #1338 BASE M/Z: 59
CALI: 300681MBSX # 3 RIC: 2672.
INST. ID: F16

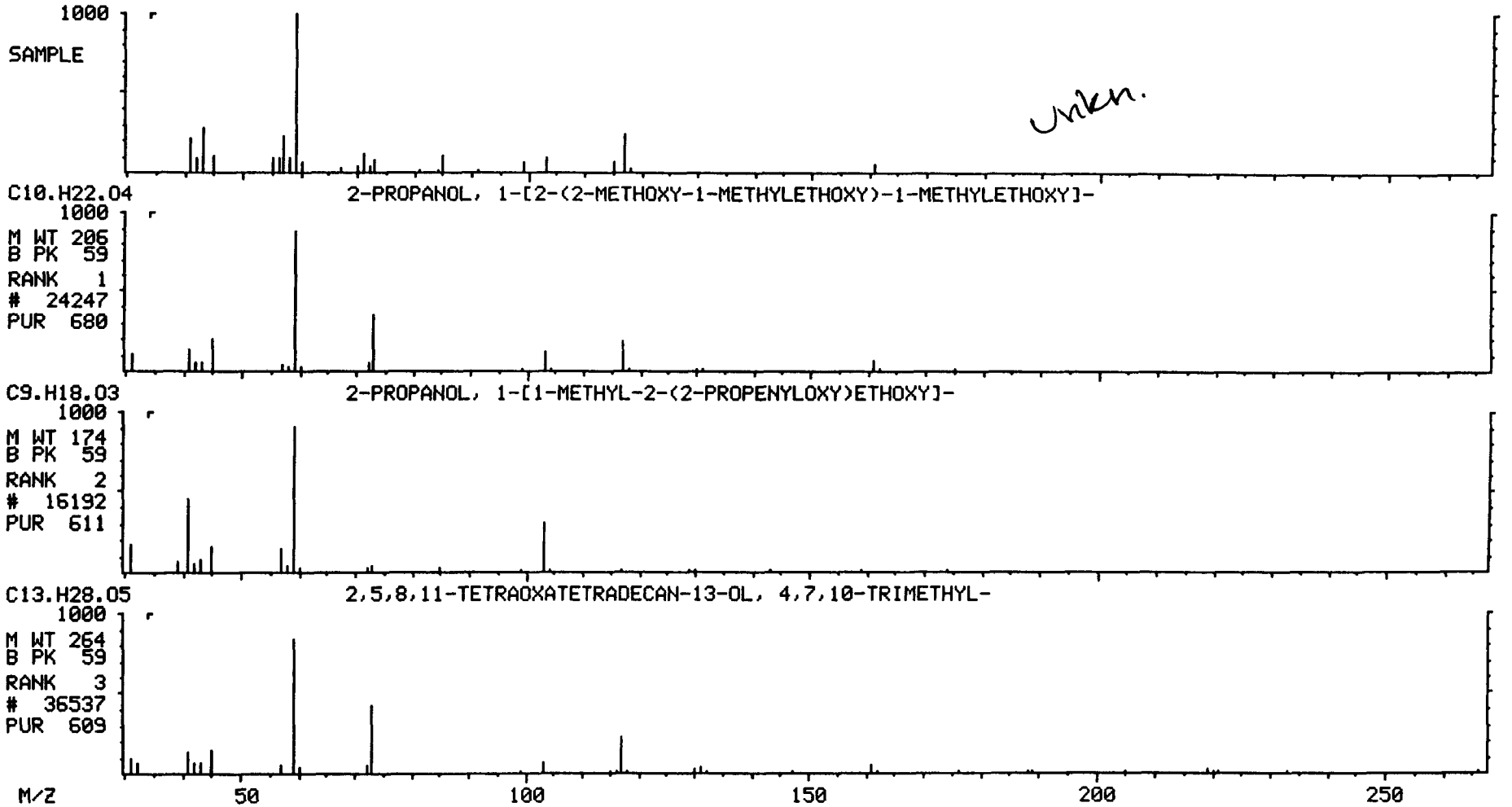

Library Search Data: 300681MBSX #1360 Base m/z: 59
08/31/98 16:02:00 + 15:08 Cali: 300681MBSX # 3 RIC: 2164.
Sample: SBLKSX 31JUL98-16A 1/3SA/1ML INST. ID: F16
Conds.: UG/ML *1ML *100%/100% *(NA/NA)/1/3SA NA M
Enhanced (S 15B 2N OT)

62231 spectra in LIBRARYNB searched for maximum PURITY
469 matched at least 6 of the 16 largest peaks in the unknown

Rank	In.	Name
1	9228	1-PROPANOL, 2-(2-METHOXYPROPOXY)-
2	24247	2-PROPANOL, 1-[2-(2-METHOXY-1-METHYLETHOXY)-1-METHYLETHOXY]-
3	1775	PENTANE, 2-METHOXY-
4	5826	2-PROPANOL, 1-ISOPROPOXY-2-METHYL-
5	1778	3-PENTANOL, 2-METHYL-
6	3331	HYDRAZINE, 2-BUTYL-1,1-DIMETHYL-
7	915	1,2-BUTANEDIOL
8	1788	BUTANE, 2-METHOXY-3-METHYL-
9	3333	HYDRAZINE, 1,1-DIMETHYL-2-(1-METHYLPROPYL)-

Rank	Formula	M.Wt	B.Pk	Purity	Fit	RFit
1	C7.H16.O3	148	59	757	871	777
2	C10.H22.O4	206	59	644	721	798
3	C6.H14.O	102	59	630	916	658
	C7.H16.O2	132	59	600	743	669
	C6.H14.O	102	59	590	851	627
	C6.H16.N2	116	59	583	742	625
	C4.H10.O2	90	59	565	814	660
	C6.H14.O	102	59	555	901	595
	C6.H16.N2	116	59	555	658	632

ank	Ret.Time	B.P.Int.	US.Par.1	US.Par.2	C.A.S. #
	—	—	—	—	13588-28-8
	—	—	—	—	20324-33-8
	—	—	—	—	6795-88-6
	—	—	—	—	3587-75-5
	—	—	—	—	565-67-3
	—	—	—	—	54007-23-7
	—	—	—	—	584-03-2
	—	—	—	—	62016-49-3
	—	—	—	—	54007-24-8

MID LIBRARY SEARCH (LIBRARYNB)
08/31/98 16:02:00 + 15:08
SAMPLE: SBLKSX 31JUL98-16A 1/35A/1ML
CONDS.: UG/ML *1ML *100%/100% *(NA/NA)/1/35A
ENHANCED (S 15B 2N 0T)

DATA: 300681MBSX #1360
CALI: 300681MBSX # 3
INST. ID: F16
NA M

BASE M/Z: 59
RIC: 2164.

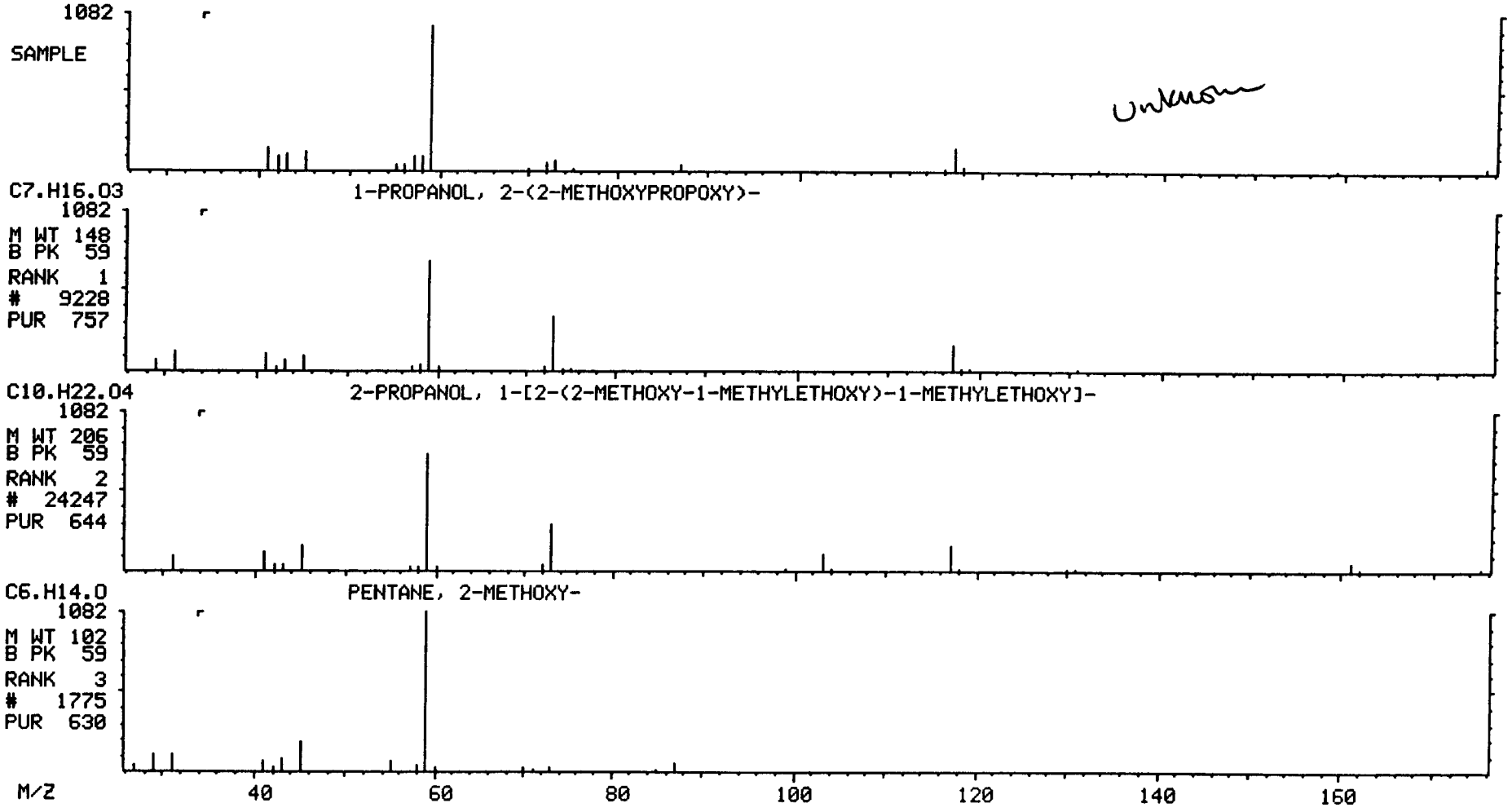

Library Search Data: 300681MBSX #1509 Base m/z: 59
08/31/98 16:02:00 + 16:47 Cali: 300681MBSX # 3 RIC: 4384.
Sample: SBLKSX 31JUL98-16A 1/3SA/1ML INST. ID: F16
Conds.: UG/ML *1ML *100%/100% *(NA/NA)/1/3SA NA M
Enhanced (S 15B 2N OT)

62231 spectra in LIBRARYNB searched for maximum PURITY
991 matched at least 5 of the 16 largest peaks in the unknown

Rank	In.	Name
1	24247	2-PROPANOL, 1-[2-(2-METHOXY-1-METHYLETHOXY)-1-METHYLETHOXY]-
2	36537	2,5,8,11-TETRAOXATETRADECAN-13-OL, 4,7,10-TRIMETHYL-
3	9228	1-PROPANOL, 2-(2-METHOXYPROPOXY)-
4	3502	BUTANOIC ACID, 3-HYDROXY-3-METHYL-
5	16192	2-PROPANOL, 1-[1-METHYL-2-(2-PROPENYLOXY)ETHOXY]-
6	20626	2-PROPANOL, 1,1'-[(1-METHYL-1,2-ETHANEDIYL)BIS(OXY)]BIS-
7	3522	2,3-BUTANEDIOL, 2,3-DIMETHYL-
8	9235	1-PROPANOL, 2-(2-METHOXY-1-METHYLETHOXY)-
9	5522	2-HEXANOL, 2,3-DIMETHYL-

Rank	Formula	M.Wt	B.Pk	Purity	Fit	RFit
1	C10.H22.04	206	59	625	808	636
2	C13.H28.05	264	59	618	815	659
3	C7.H16.03	148	59	552	814	564
4	C5.H10.03	118	59	534	780	623
5	C9.H18.03	174	59	511	717	537
6	C9.H20.04	192	59	492	733	526
7	C6.H14.02	118	59	483	911	498
8	C7.H16.03	148	59	471	690	480
9	C8.H18.0	130	59	459	758	512

Rank	Ret.Time	B.P.Int.	US.Par.1	US.Par.2	C.A.S. #
1	—	—	—	—	20324-33-8
2	—	—	—	—	20324-34-9
3	—	—	—	—	13588-28-8
4	—	—	—	—	625-08-1
5	—	—	—	—	55956-25-7
6	—	—	—	—	1638-16-0
7	—	—	—	—	76-09-5
8	—	—	—	—	55956-21-3
9	—	—	—	—	19550-03-9

MID LIBRARY SEARCH (LIBRARYNB)
08/31/98 16:02:00 + 16:47
SAMPLE: SBLKSX 31JUL98-16A 1/3SA/1ML
CONDS.: UG/ML *1ML *100%/100% *(NA/NA)/1/3SA NA M
ENHANCED (S 15B 2N 0T)

DATA: 300681MBSX #1509
CALI: 300681MBSX # 3
INST. ID: F16

BASE M/Z: 59
RIC: 4384.

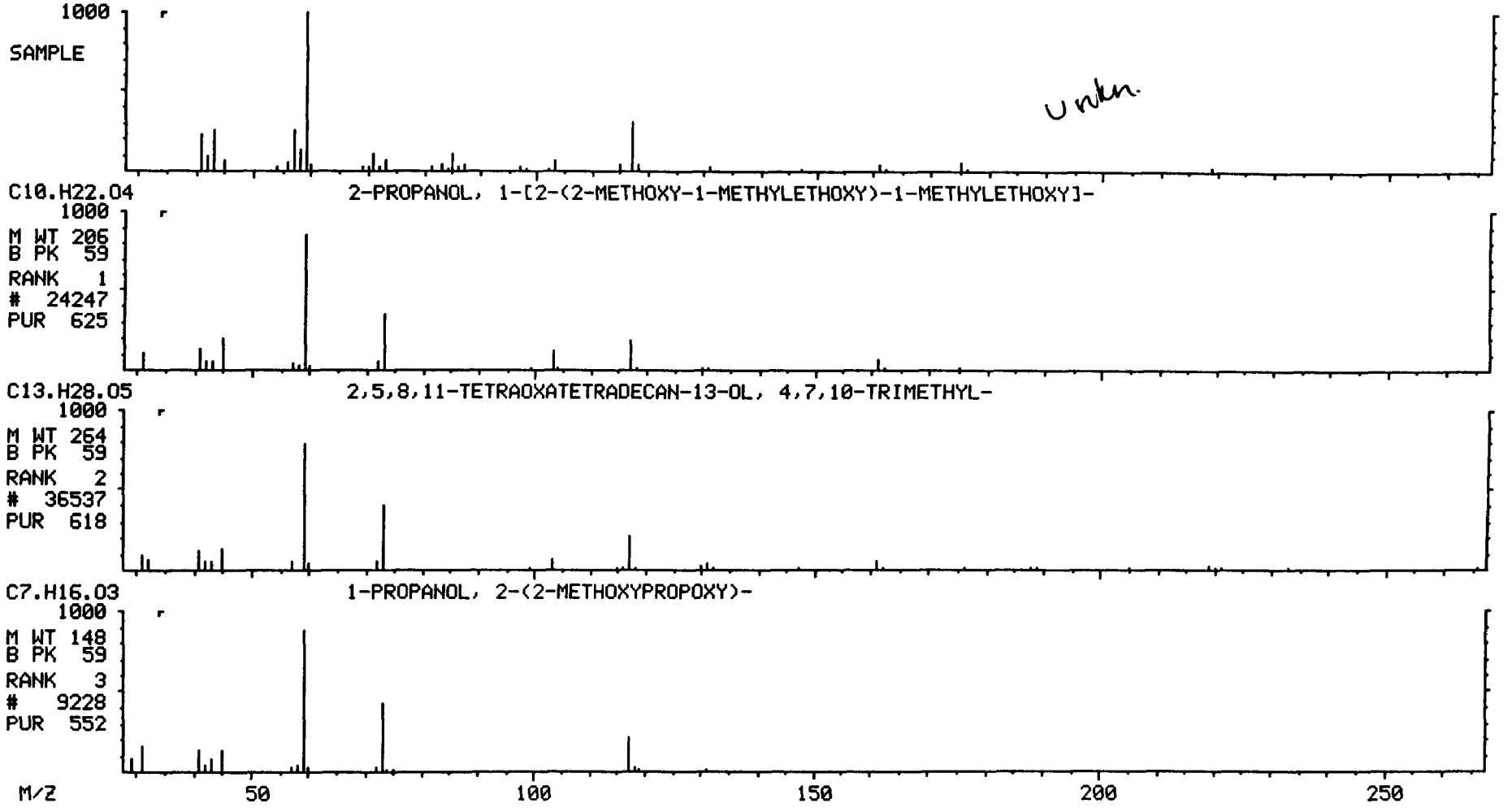

Library Search Data: 300681MBSX #1533 Base m/z: 59
08/31/98 16:02:00 + 17:03 Cali: 300681MBSX # 3 RIC: 3384.
Sample: SBLKSX 31JUL98-16A 1/3SA/1ML INST. ID: F16
Conds.: UG/ML *1ML *100%/100% *(NA/NA)/1/3SA NA M
Enhanced (S 15B 2N OT)

62231 spectra in LIBRARYNB searched for maximum PURITY
427 matched at least 5 of the 16 largest peaks in the unknown

Rank	In.	Name
1	9228	1-PROPANOL, 2-(2-METHOXYPROPOXY)-
2	5826	2-PROPANOL, 1-ISOPROPOXY-2-METHYL-
3	24247	2-PROPANOL, 1-[2-(2-METHOXY-1-METHYLETHOXY)-1-METHYLETHOXY]-
4	5506	2,3,3-TRIMETHYL-2-PENTANOL
5	334	2-PROPANOL, 2-METHYL-
6	11721	NONANAMIDE
7	1618	BUTANAMIDE, 3-METHYL-
8	3366	2-PENTANOL, 2,4-DIMETHYL-
9	329	PROPANE, 2-METHOXY-

Rank	Formula	M.Wt	B.Pk	Purity	Fit	RFit
1	C7.H16.O3	148	59	599	812	663
2	C7.H16.O2	132	59	542	721	581
3	C10.H22.O4	206	59	523	673	699
4	C8.H18.O	130	59	513	844	576
5	C4.H10.O	74	59	508	936	536
6	C9.H19.O.N	157	59	492	755	559
7	C5.H11.O.N	101	59	487	804	570
8	C7.H16.O	116	59	475	863	530
9	C4.H10.O	74	59	475	899	525

Rank	Ret.Time	B.P.Int.	US.Par.1	US.Par.2	C.A.S. #
1	—	—	—	—	13588-28-8
2	—	—	—	—	3587-75-5
3	—	—	—	—	20324-33-8
4	—	—	—	—	23171-85-9
5	—	—	—	—	75-65-0
6	—	—	—	—	1120-07-6
7	—	—	—	—	541-46-8
8	—	—	—	—	625-06-9
9	—	—	—	—	598-53-8

MID LIBRARY SEARCH (LIBRARYNB)
08/31/98 16:02:00 + 17:03
SAMPLE: SBLKSX 31JUL98-16A 1/3SA/1ML
CONDS.: UG/ML *1ML *100%/100% *(NA/NA)/1/3SA NA M
ENHANCED (S 15B 2N 0T)

DATA: 300681MBSX #1533
CALI: 300681MBSX # 3
INST. ID: F16

BASE M/Z: 59
RIC: 3384.

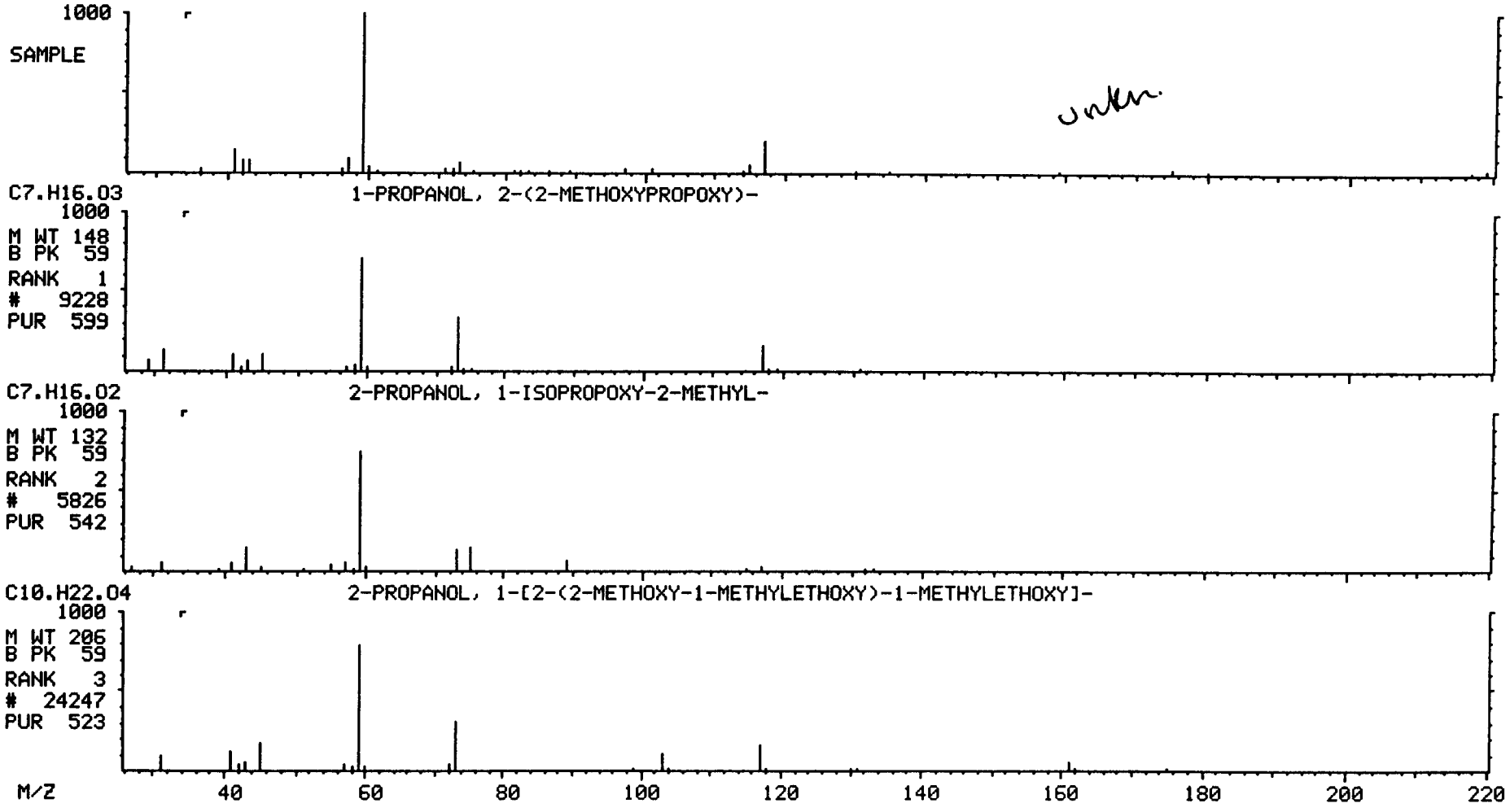

1031

Library Search Data: 300681MBSX #1661 Base m/z: 59
08/31/98 16:02:00 + 18:29 Cali: 300681MBSX # 3 RIC: 3272.
Sample: SBLKSX 31JUL98-16A 1/3SA/1ML INST. ID: F16
Conds.: UG/ML *1ML *100%/100% *(NA/NA)/1/3SA NA M
Enhanced (S 15B 2N OT)

62231 spectra in LIBRARYNB searched for maximum PURITY
295 matched at least 6 of the 16 largest peaks in the unknown

Rank	In.	Name
1	3502	BUTANOIC ACID, 3-HYDROXY-3-METHYL-
2	3247	2-PENTANONE, 5-METHOXY-
3	8871	METHANE, TERT-BUTOXYISOPROPOXY-
4	16192	2-PROPANOL, 1-[1-METHYL-2-(2-PROPENYLOXY)ETHOXY]-
5	23273	ETHANEDIOIC ACID, BIS(1-METHYLPROPYL) ESTER
6	5810	2-PENTANOL, 5-METHOXY-2-METHYL-
7	9227	1,3,3-TRIMETHOXYBUTANE
8	5832	2-PROPANOL, 1-(1-METHYLPROPOXY)-
9	24247	2-PROPANOL, 1-[2-(2-METHOXY-1-METHYLETHOXY)-1-METHYLETHOXY]-

Rank	Formula	M.Wt	B.Pk	Purity	Fit	RFit
1	C5.H10.O3	118	59	463	839	501
2	C6.H12.O2	116	43	462	902	468
3	C8.H18.O2	146	57	457	852	464
4	C9.H18.O3	174	59	453	738	477
5	C10.H18.O4	202	57	448	696	476
6	C7.H16.O2	132	59	447	834	478
7	C7.H16.O3	148	45	446	717	463
8	C7.H16.O2	132	43	445	748	519
9	C10.H22.O4	206	59	441	755	491

Rank	Ret.Time	B.P.Int.	US.Par.1	US.Par.2	C.A.S. #
1	—	—	—	—	625-08-1
2	—	—	—	—	17429-04-8
3	—	—	—	—	4346-01-4
4	—	—	—	—	55956-25-7
5	—	—	—	—	13784-89-9
6	—	—	—	—	55724-04-4
7	—	—	—	—	6607-66-5
8	—	—	—	—	53907-95-2
9	—	—	—	—	20324-33-8

MID LIBRARY SEARCH (LIBRARYNB)
08/31/98 16:02:00 + 18:29
SAMPLE: SBLKSX 31JUL98-16A 1/3SA/1ML
CONDS.: UG/ML *1ML *100%/100% *(NA/NA)/1/3SA NA M
ENHANCED (S 15B 2N 0T)

DATA: 300681MBSX #1661 BASE M/Z: 59
CALI: 300681MBSX # 3 RIC: 3272.
INST. ID: F16

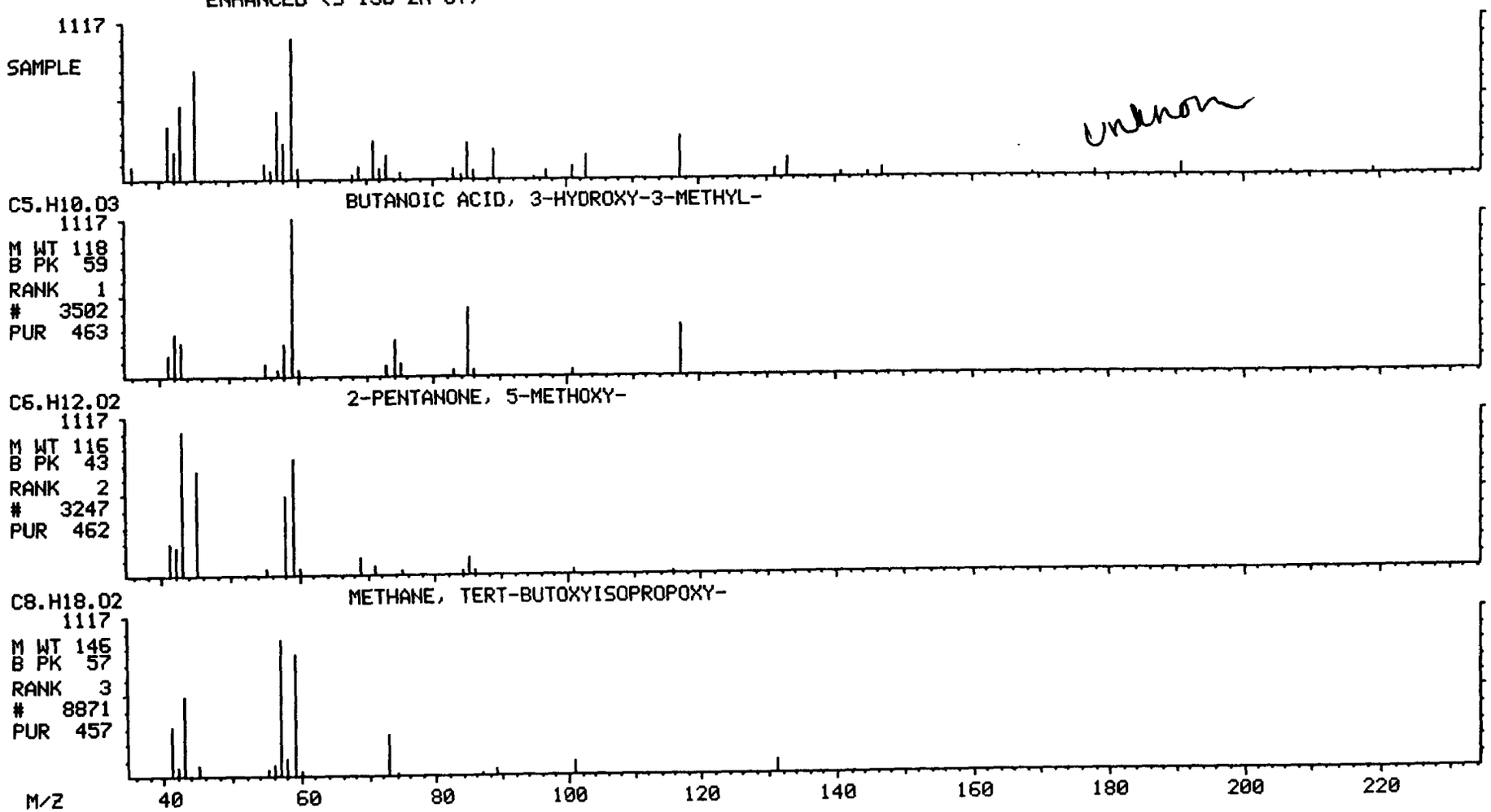

Library Search Data: 300681MBSX #1690 Base m/z: 59
08/31/98 16:02:00 + 18:48 Cali: 300681MBSX # 3 RIC: 1908.
Sample: SBLKSX 31JUL98-16A 1/3SA/1ML INST. ID: F16
Conds.: UG/ML *1ML *100%/100% *(NA/NA)/1/3SA NA M
Enhanced (S 15B 2N OT)

62231 spectra in LIBRARYNB searched for maximum PURITY
360 matched at least 5 of the 16 largest peaks in the unknown

Rank	In.	Name
1	5432	2-BUTANONE, 3-ETHOXY-3-METHYL-
2	1775	PENTANE, 2-METHOXY-
3	20626	2-PROPANOL, 1,1'-[(1-METHYL-1,2-ETHANEDIYL)BIS(OXY)]BIS-
4	1694	3-HYDROXY-3-METHYL-2-BUTANONE
5	5527	2-HEPTANOL, 2-METHYL-
6	1760	2-PENTANOL, 2-METHYL-
7	6082	1-PROPANOL, 2-(2-HYDROXYPROPOXY)-
8	8432	2-HEXANONE, 3-HYDROXY-3,5-DIMETHYL-
9	16649	1-PROPANOL, 3-[3-(1-METHYLETHOXY)PROPOXY]-

Rank	Formula	M.Wt	B.Pk	Purity	Fit	RFit
1	C7.H14.O2	130	59	524	771	547
2	C6.H14.O	102	59	519	855	587
3	C9.H20.O4	192	59	507	769	587
4	C5.H10.O2	102	59	496	854	550
5	C8.H18.O	130	59	491	784	615
6	C6.H14.O	102	59	490	818	540
7	C6.H14.O3	134	59	480	782	529
8	C8.H16.O2	144	59	478	782	581
9	C9.H20.O3	176	59	477	748	552

Rank	Ret.Time	B.P.Int.	US.Par.1	US.Par.2	C.A.S. #
	—	—	—	—	36687-99-7
	—	—	—	—	6795-88-6
	—	—	—	—	1638-16-0
	—	—	—	—	115-22-0
	—	—	—	—	625-25-2
	—	—	—	—	590-36-3
	—	—	—	—	106-62-7
	—	—	—	—	6321-14-8
	—	—	—	—	54518-03-5

MID LIBRARY SEARCH (LIBRARYNB)
08/31/98 16:02:00 + 18:48
SAMPLE: SBLKSX 31JUL98-16A 1/3SA/1ML
CONDS.: UG/ML *1ML *100%/100% *(NA/NA)/1/3SA NA M
ENHANCED (S 15B 2N 0T)

DATA: 300681MBSX #1690
CALI: 300681MBSX # 3
INST. ID: F16

BASE M/Z: 59
RIC: 1908.

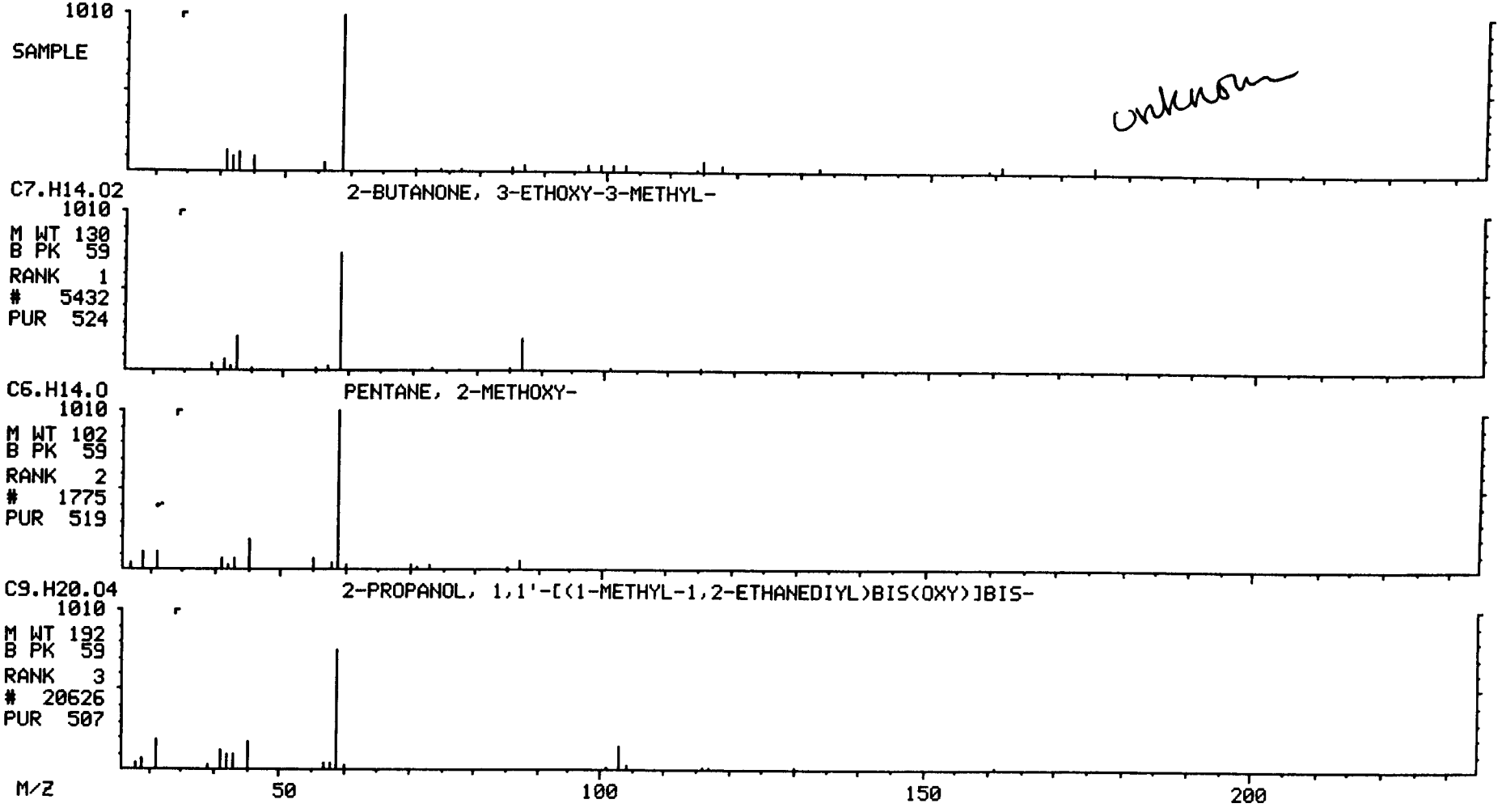

Library Search Data: 300681MBSX #1803 Base m/z: 59
08/31/98 16:02:00 + 20:03 Cali: 300681MBSX # 3 RIC: 2652.
Sample: SBLKSX 31JUL98-16A 1/3SA/1ML INST. ID: F16
Conds.: UG/ML *1ML *100%/100% *(NA/NA)/1/3SA NA M
Enhanced (S 15B 2N OT)

62231 spectra in LIBRARYNB searched for maximum PURITY
726 matched at least 4 of the 16 largest peaks in the unknown

Rank	In.	Name
1	3333	HYDRAZINE, 1,1-DIMETHYL-2-(1-METHYLPROPYL)-
2	9228	1-PROPANOL, 2-(2-METHOXYPROPOXY)-
3	5815	1-TERT-BUTOXY-2-METHOXYETHANE
4	1760	2-PENTANOL, 2-METHYL-
5	12782	BIS(2-METHOXYETHYL)NITROSAMINE
6	3364	ETHER, SEC-BUTYL ISOPROPYL
7	3454	ETHANEDIOIC ACID, DIMETHYL ESTER
8	20626	2-PROPANOL, 1,1'-[(1-METHYL-1,2-ETHANEDIYL)BIS(OXY)]BIS-
9	5482	HYDRAZINE, 1,1-DIMETHYL-2-(1-METHYLBUTYL)-

Rank	Formula	M.Wt	B.Pk	Purity	Fit	RFit
1	C6.H16.N2	116	59	406	651	426
2	C7.H16.O3	148	59	358	611	517
3	C7.H16.O2	132	57	356	587	450
4	C6.H14.O	102	59	354	773	411
5	C6.H14.O3.N2	162	45	344	593	482
6	C7.H16.O	116	45	340	720	398
7	C4.H6.O4	118	59	332	897	337
8	C9.H20.O4	192	59	331	586	453
9	C7.H18.N2	130	59	330	635	453

Rank	Ret.Time	B.P.Int.	US.Par.1	US.Par.2	C.A.S. #
1	—	—	—	—	54007-24-8
2	—	—	—	—	13588-28-8
3	—	—	—	—	66728-50-5
4	—	—	—	—	590-36-3
5	—	—	—	—	- -
6	—	—	—	—	18641-81-1
7	—	—	—	—	553-90-2
8	—	—	—	—	1638-16-0
9	—	—	—	—	75267-97-9

MID LIBRARY SEARCH (LIBRARYNB)
08/31/98 16:02:00 + 20:03
SAMPLE: SBLKSX 31JUL98-16A 1/3SA/1ML
CONDS.: UG/ML *1ML *100%/100% *(NA/NA)/1/3SA NA M
ENHANCED (S 15B 2N 0T)

DATA: 300681MBSX #1803 BASE M/Z: 59
CALI: 300681MBSX # 3 RIC: 2652.
INST. ID: F16

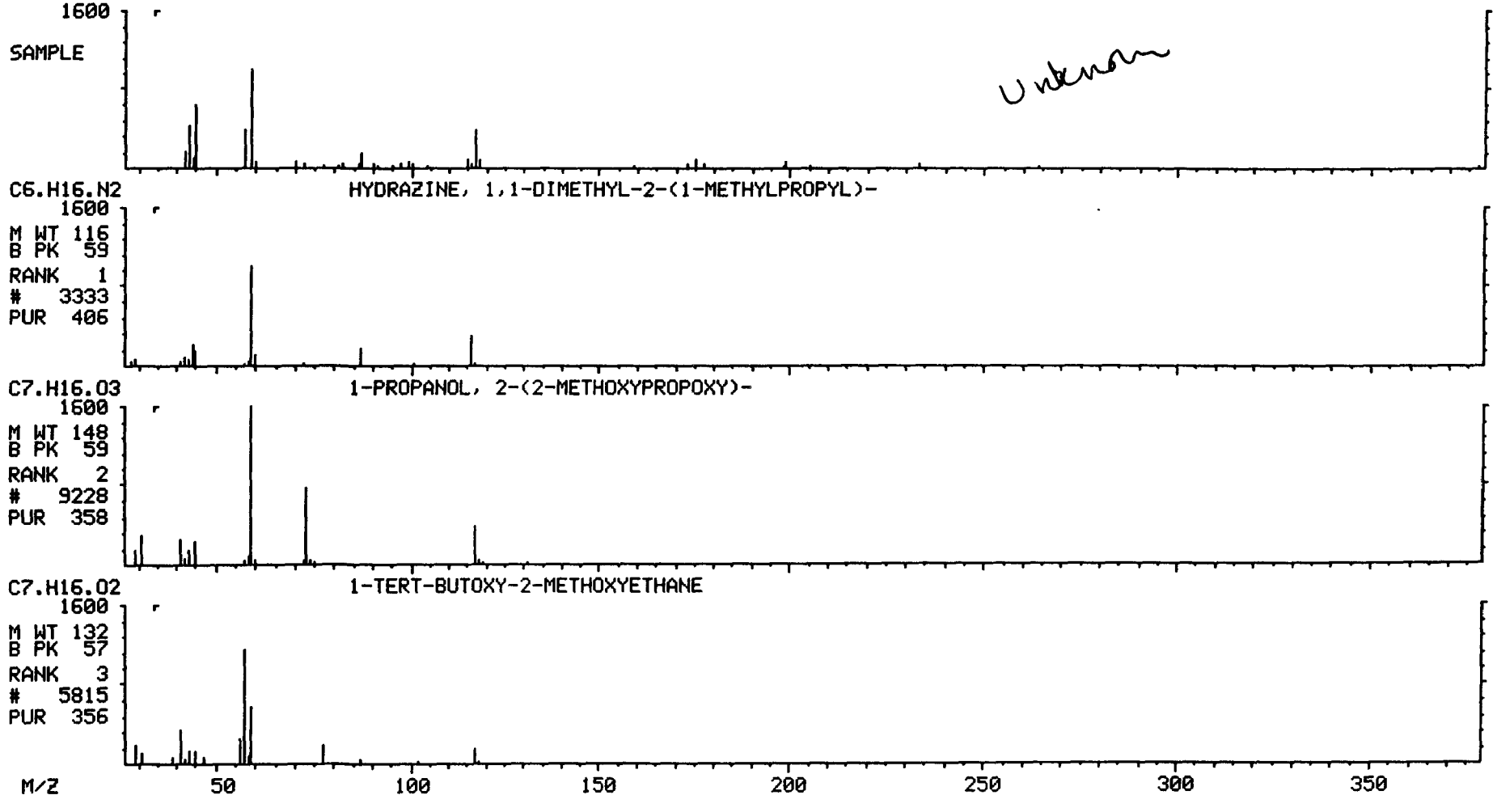

Library Search Data: 300681MBSX #1933 Base m/z: 59
08/31/98 16:02:00 + 21:30 Cali: 300681MBSX # 3 RIC: 3144.
Sample: SBLKSX 31JUL98-16A 1/3SA/1ML INST. ID: F16
Conds.: UG/ML *1ML *100%/100% *(NA/NA)/1/3SA NA M
Enhanced (S 15B 2N OT)

62231 spectra in LIBRARYNB searched for maximum PURITY
580 matched at least 5 of the 16 largest peaks in the unknown

Rank	In.	Name
1	3528	2-METHYL-2,3-PENTANEDIOL
2	20626	2-PROPANOL, 1,1'-[(1-METHYL-1,2-ETHANEDIYL)BIS(OXY)]BIS-
3	9227	1,3,3-TRIMETHOXYBUTANE
4	1909	2-PROPANOL, 1-METHOXY-2-METHYL-
5	5809	1-ETHOXYPENTAN-3-OL
6	3247	2-PENTANONE, 5-METHOXY-
7	24247	2-PROPANOL, 1-[2-(2-METHOXY-1-METHYLETHOXY)-1-METHYLETHOXY]-
8	5810	2-PENTANOL, 5-METHOXY-2-METHYL-
9	6083	2-PROPANOL, 1,1'-OXYBIS-

Rank	Formula	M.Wt	B.Pk	Purity	Fit	RFit
1	C6.H14.O2	118	59	425	844	455
2	C9.H20.O4	192	59	422	763	451
3	C7.H16.O3	148	45	416	675	444
4	C5.H12.O2	104	59	403	885	432
5	C7.H16.O2	132	59	401	845	446
6	C6.H12.O2	116	43	391	826	411
7	C10.H22.O4	206	59	390	695	497
8	C7.H16.O2	132	59	389	779	437
9	C6.H14.O3	134	59	386	840	412

Rank	Ret.Time	B.P.Int.	US.Par.1	US.Par.2	C.A.S. #
1	—	—	—	—	7795-80-4
2	—	—	—	—	1638-16-0
3	—	—	—	—	6607-66-5
4	—	—	—	—	3587-64-2
5	—	—	—	—	- -
6	—	—	—	—	17429-04-8
7	—	—	—	—	20324-33-8
8	—	—	—	—	55724-04-4
9	—	—	—	—	110-98-5

MID LIBRARY SEARCH (LIBRARYNB)
08/31/98 16:02:00 + 21:30
SAMPLE: SBLKSX 31JUL98-16A 1/35A/1ML
CONDS.: UG/ML *1ML *100%/100% *(NA/NA)/1/35A NA M
ENHANCED (S 15B 2N 0T)

DATA: 300681MBSX #1933
CALI: 300681MBSX # 3
INST. ID: F16

BASE M/Z: 59
RIC: 3144.

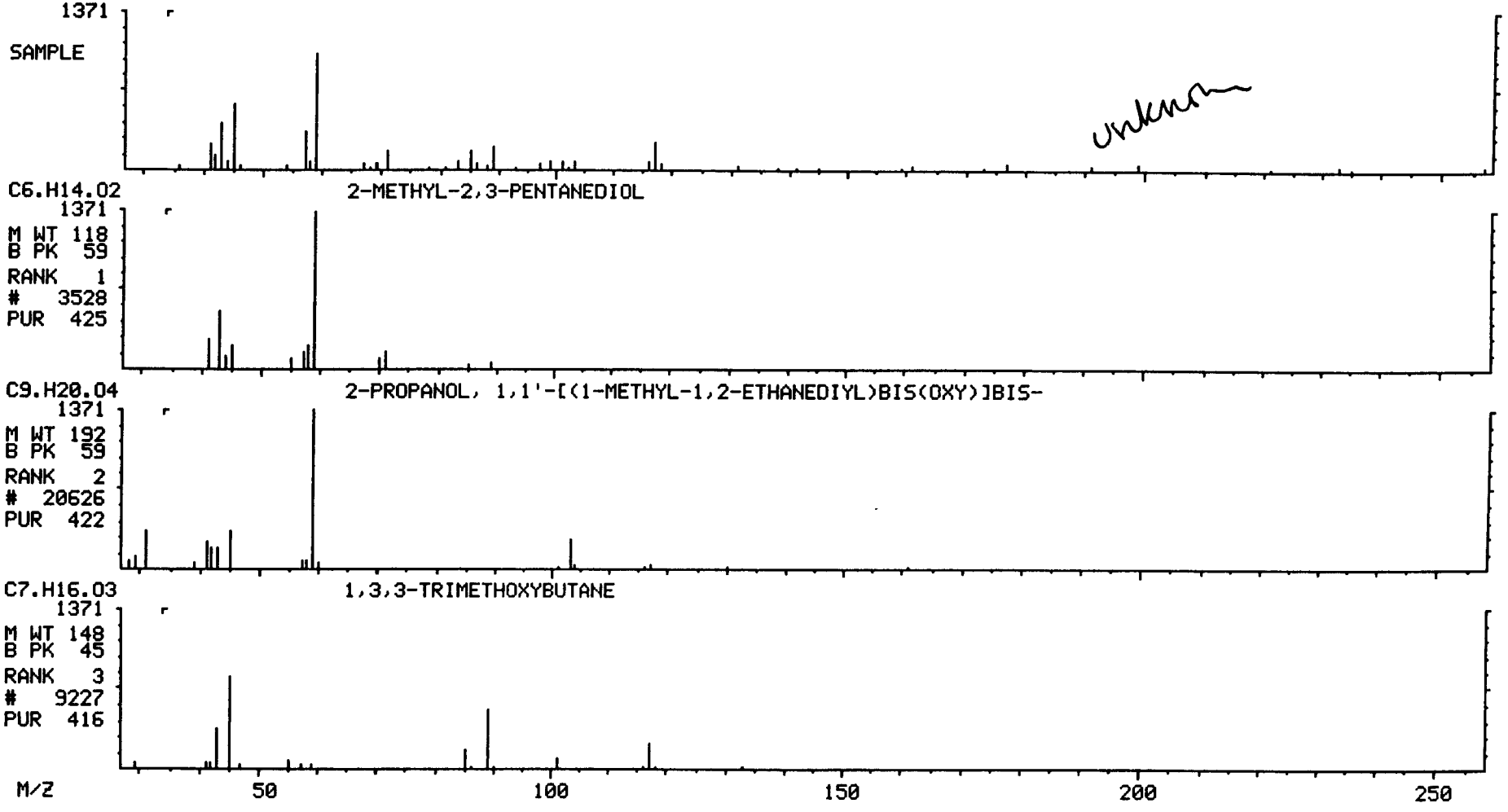

Library Search Data: 300681MBSX #2052 Base m/z: 59
08/31/98 16:02:00 + 22:49 Cali: 300681MBSX # 3 RIC: 1154.
Sample: SBLKSX 31JUL98-16A 1/3SA/1ML INST. ID: F16
Conds.: UG/ML *1ML *100%/100% *(NA/NA)/1/3SA NA M
Enhanced (S 15B 2N OT)

62231 spectra in LIBRARYNB searched for maximum PURITY
159 matched at least 5 of the 16 largest peaks in the unknown

Rank	In.	Name
1	16192	2-PROPANOL, 1-[1-METHYL-2-(2-PROPENYLOXY)ETHOXY]-
2	8153	BUTANAMIDE, N-(1-OXOPROPYL)-
3	24247	2-PROPANOL, 1-[2-(2-METHOXY-1-METHYLETHOXY)-1-METHYLETHOXY]-
4	17561	GLUCOSE
5	8871	METHANE, TERT-BUTOXYISOPROPOXY-
6	12047	BUTANE, 1,1'-OXYBIS[3-METHYL-
7	16017	BOROXIN, TRIMETHOXY-
8	8519	3-HEPTANOL, 3,5-DIMETHYL-
9	3461	2-PROPANAMINE, N-METHYL-N-NITRO-

Rank	Formula	M.Wt	B.Pk	Purity	Fit	RFit
1	C9.H18.O3	174	59	310	722	370
2	C7.H13.O2.N	143	57	291	604	404
3	C10.H22.O4	206	59	289	581	424
4	C6.H12.O6	180	72	278	621	361
5	C8.H18.O2	146	57	273	695	366
6	C10.H22.O	158	71	271	607	351
7	C3.H9.O6.B3	174	73	265	562	312
8	C9.H20.O	144	73	264	590	357
9	C4.H10.O2.N2	118	103	253	669	274

Rank	Ret.Time	B.P.Int.	US.Par.1	US.Par.2	C.A.S. #
1	—	—	—	—	55956-25-7
2	—	—	—	—	32796-69-3
3	—	—	—	—	20324-33-8
4	—	—	—	—	50-99-7
5	—	—	—	—	4346-01-4
6	—	—	—	—	544-01-4
7	—	—	—	—	102-24-9
8	—	—	—	—	19549-74-7
9	—	—	—	—	30893-20-0

MID LIBRARY SEARCH (LIBRARYNB)
08/31/98 16:02:00 + 22:49
SAMPLE: SBLKSX 31JUL98-16A 1/3SA/1ML
CONDS.: UG/ML *1ML *100%/100% *(NA/NA)/1/3SA NA M
ENHANCED (S 15B 2N 0T)

DATA: 300681MBSX #2052 BASE M/Z: 59
CALI: 300681MBSX # 3 RIC: 1154.
INST. ID: F16

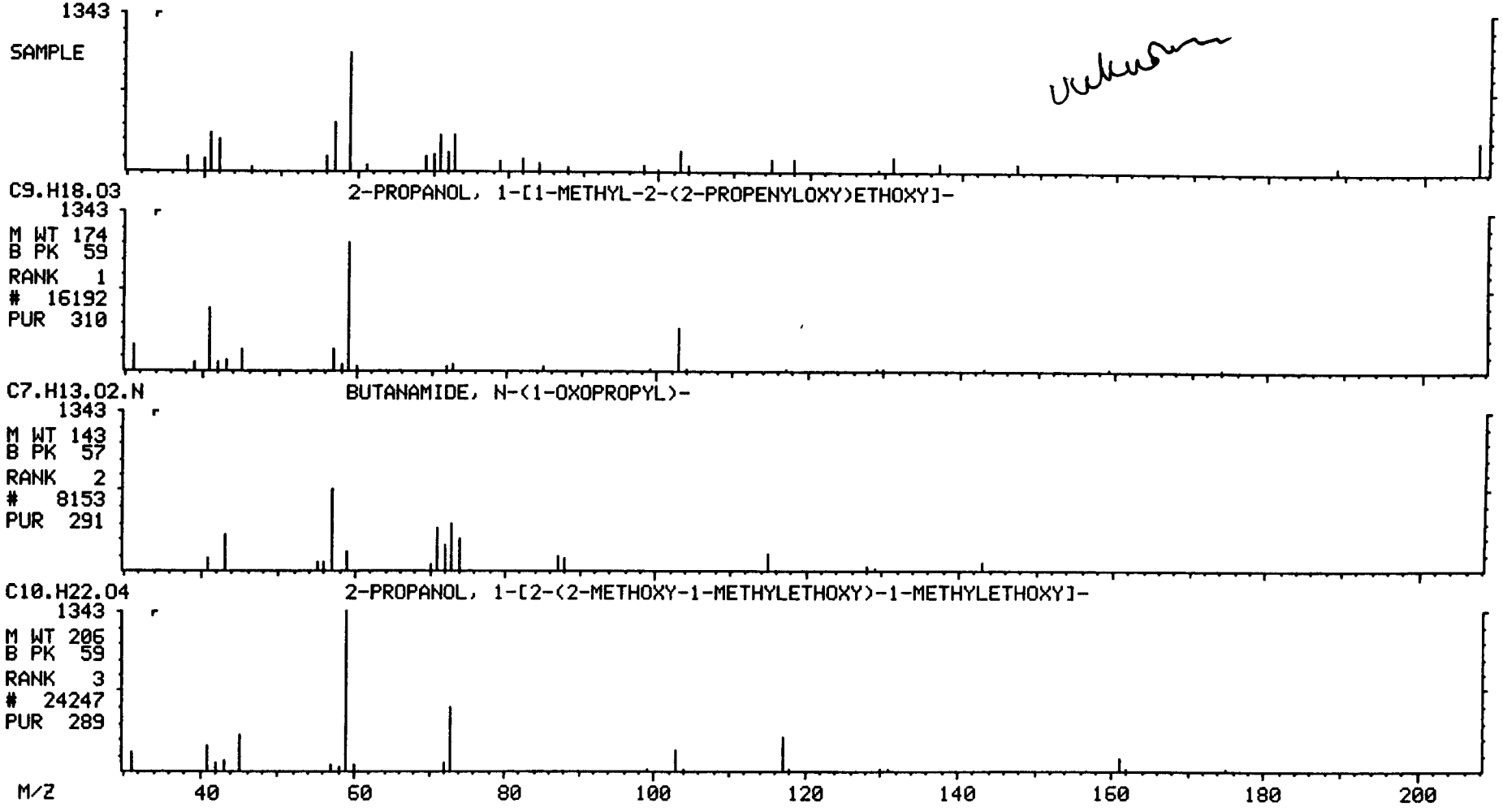

1031

Library Search Data: 300681MBSX #2057 Base m/z: 59
08/31/98 16:02:00 + 22:53 Cali: 300681MBSX # 3 RIC: 1700.
Sample: SBLKSX 31JUL98-16A 1/3SA/1ML INST. ID: F16
Conds.: UG/ML *1ML *100%/100% *(NA/NA)/1/3SA NA M
Enhanced (S 15B 2N OT)

62231 spectra in LIBRARYNB searched for maximum PURITY
722 matched at least 5 of the 16 largest peaks in the unknown

Rank	In.	Name
1	3528	2-METHYL-2,3-PENTANEDIOL
2	1909	2-PROPANOL, 1-METHOXY-2-METHYL-
3	1919	1-BUTANOL, 3-METHOXY-
4	9227	1,3,3-TRIMETHOXYBUTANE
5	3534	1-BUTANOL, 4-ETHOXY-
6	5810	2-PENTANOL, 5-METHOXY-2-METHYL-
7	5522	2-HEXANOL, 2,3-DIMETHYL-
8	36537	2,5,8,11-TETRAOXATETRADECAN-13-OL, 4,7,10-TRIMETHYL-
9	9010	ACETAMIDE, 2-METHOXY-N-(2-METHOXYETHYL)-

Rank	Formula	M.Wt	B.Pk	Purity	Fit	RFit
1	C6.H14.O2	118	59	422	748	481
2	C5.H12.O2	104	59	419	836	449
3	C5.H12.O2	104	59	391	746	426
4	C7.H16.O3	148	45	389	663	457
5	C6.H14.O2	118	59	384	692	512
6	C7.H16.O2	132	59	384	733	455
7	C8.H18.O	130	59	381	709	423
8	C13.H28.O5	264	59	370	569	549
9	C6.H13.O3.N	147	45	368	665	479

Rank	Ret.Time	B.P.Int.	US.Par.1	US.Par.2	C.A.S. #
1	—	—	—	—	7795-80-4
2	—	—	—	—	3587-64-2
3	—	—	—	—	2517-43-3
4	—	—	—	—	6607-66-5
5	—	—	—	—	111-73-9
6	—	—	—	—	55724-04-4
7	—	—	—	—	19550-03-9
8	—	—	—	—	20324-34-9
9	—	—	—	—	55956-18-8

MID LIBRARY SEARCH (LIBRARYNB)
08/31/98 16:02:00 + 22:53
SAMPLE: SBLKSX 31JUL98-16A 1/3SA/1ML
CONDS.: UG/ML *1ML *100%/100% *(NA/NA)/1/3SA NA M
ENHANCED (S 15B 2N 0T)

DATA: 300681MBSX #2057
CALI: 300681MBSX # 3
INST. ID: F16

BASE M/Z: 59
RIC: 1700.

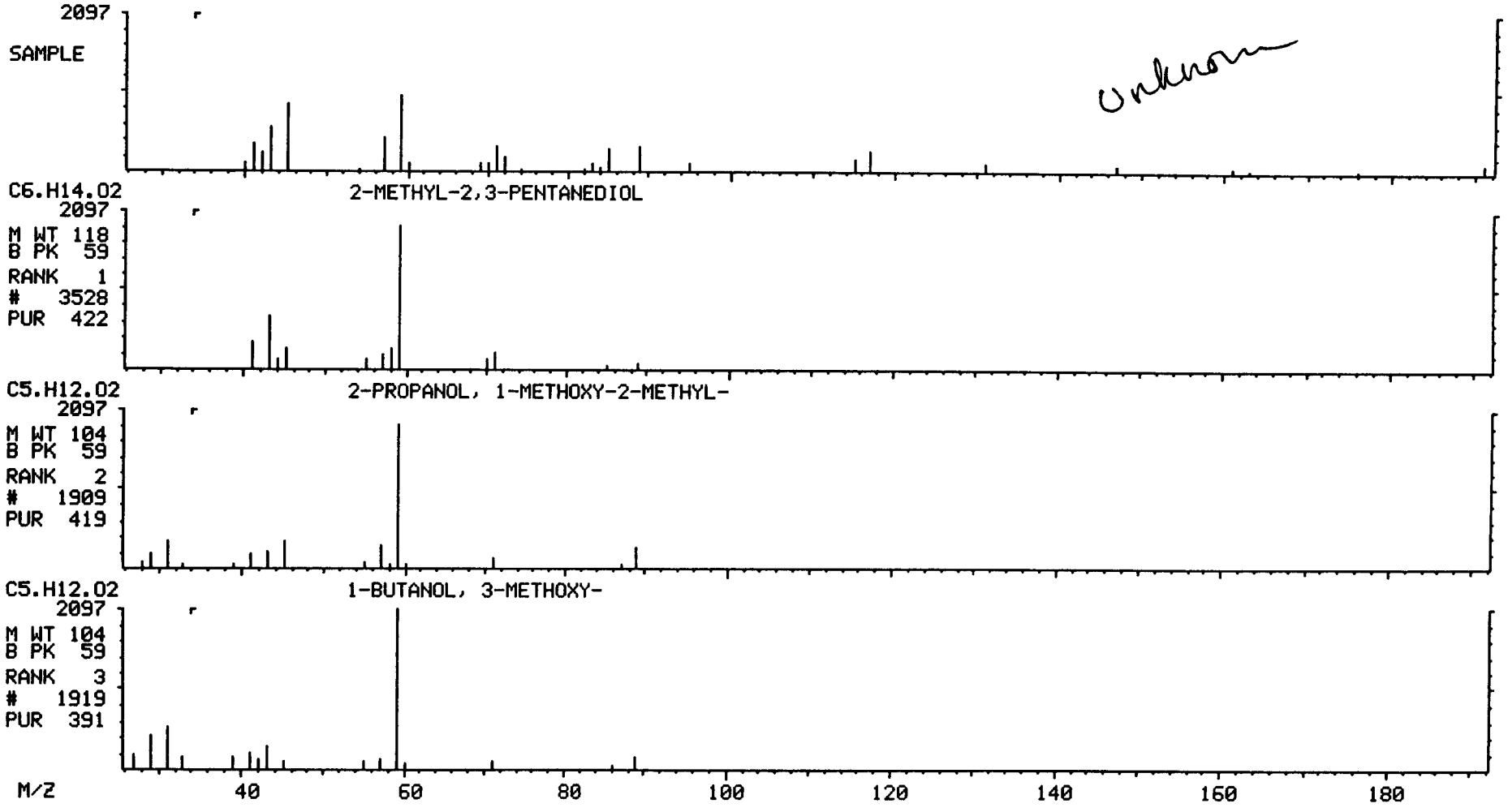

1633

TIC SELECTION REPORT

DATA FILE: 300681MBSX

THE FOLLOWING PEAKS WERE REJECTED BECAUSE AT LEAST 40 % OF THEIR SIZE WAS ACCOUNTED FOR BY TARGET COMPOUNDS ELUTING WITHIN 4 SCANS OF THE PEAK TOP.

SCAN	SIZE	AMOUNT
201	344792.	51.759
309	406704.	61.053
342	223900.	33.611
422	183296.	27.516
530	266460.	40.000
723	358875.	44.289
828	324123.	40.000
968	355248.	42.527
1086	334141.	40.000
1383	308474.	61.749
1383	307034.	61.460
1551	199826.	40.000
1782	156554.	40.000

TOTAL NUMBER OF UNIDENTIFIED PEAKS WITH SIZE GREATER THAN 10 % OF THE CLOSEST INTERNAL STANDARD THAT DOES NOT HAVE INTERFERENCES = 12

INTERNAL STANDARDS THAT HAVE RIC SIZE LESS THAN 50 % OR GREATER THAN 200 % OF THE ESTIMATED RIC SIZE ARE CONSIDERED TO HAVE INTERFERENCES AND WILL NOT BE USED FOR QUANTITATION.

#	INTERNAL STANDARD	RIC SIZE	PERCENT OF ESTIMATED RIC SIZE	SCAN
1	CI40 NAPHTHALENE-D8	266460.	127	530
2	CI50 ACENAPHTHENE-D10	324123.	124	828
3	CI60 PHENANTHRENE-D10	334141.	119	1086
4	CI70 CHRYSENE-D12	199826.	127	1551
5	CI75 PERYLENE-D12	156554.	123	1782

* INDICATES INTERFERENCE

SIZE = AREA

QUANTERRA GC/MS
Target Compound Data Summary Sheet

Data File: 300681MBSF
Std Id: ST16980831

Sample: SBLKSF 01AUG98-16A 1SA/1ML INST. ID: F16
Client: PACIFI Date Analyzed: 08/31/98 16:31
Analyst: DAT Instrument ID: F16 Run Factor: 1.00
Quan List Threshold: 0.95 Surrogate Vol.: 1.00

Surrogate Spike Recoveries
8270-G, LIMS 10/10/96

Surrogate	Surrogate Amount (ug) Spiked	Measured	% Recovery Measured		QC limits
CS20 NITROBENZENE-D5	50.00	28.10	56.2		45 107
CS25 2-FLUOROBIPHENY	50.00	27.30	54.6	*	62 110
CS30 TERPHENYL-D14	50.00	38.70	77.4		58 135
CS45 PHENOL-D5	100.0	19.40	19.4	*	43 130
CS50 2-FLUOROPHENOL	100.0	37.00	37.0		36 111
CS55 2,4,6-TRIBROMOP	100.0	71.80	71.8		58 131

Target Compounds: SAP9

Parameter	Scan	Result	Units	Reporting Limit
HEXACHLOROBENZENE-C13		ND	UG/A	10.0
C310 N-NITROSODIMETHYLAMINE		ND	UG/A	10.0
PYRIDINE		ND	UG/A	20.0
2-PICOLINE		ND	UG/A	10.0
N-NITROSOMETHYLETHYLAMINE		ND	UG/A	10.0
METHYLMETHANESULFONATE		ND	UG/A	10.0
N-NITROSODIETHYLAMINE		ND	UG/A	10.0
ETHYLMETHANE SULFONATE		ND	UG/A	10.0
PENTACHLOROETHANE		ND	UG/A	10.0
C320 ANILINE		ND	UG/A	10.0
C315 PHENOL		ND	UG/A	10.0
C325 BIS(2-CHLOROETHYL)ETHER		ND	UG/A	10.0
C330 2-CHLOROPHENOL		ND	UG/A	10.0
C335 1,3-DICHLOROBENZENE		ND	UG/A	10.0
C340 1,4-DICHLOROBENZENE		ND	UG/A	10.0
C345 BENZYL ALCOHOL		ND	UG/A	10.0
C350 1,2-DICHLOROBENZENE		ND	UG/A	10.0
C355 2-METHYLPHENOL		ND	UG/A	10.0
C360 2,2'-OXYBIS(1-CLPROPAN)		ND	UG/A	10.0
C361 ACETOPHENONE		ND	UG/A	10.0
N-NITROSOPYRROLIDINE		ND	UG/A	10.0
N-NITROSOMORPHOLINE		ND	UG/A	10.0
3-METHYL PHENOL		ND	UG/A	10.0
C365 4-METHYLPHENOL		ND	UG/A	10.0
C370 N-NITROSO-DI-N-PROPYLAM		ND	UG/A	10.0
O-TOLUIDINE		ND	UG/A	10.0
C375 HEXACHLOROETHANE		ND	UG/A	10.0
C410 NITROBENZENE		ND	UG/A	10.0
N-NITROSOPIPERIDINE		ND	UG/A	10.0

Reviewed by: 9/17/98

QUANTERRA GC/MS

Target Compound Data Summary Sheet

Data File: 300681MBSF
Std Id: ST16980831

Sample: SBLKSF 01AUG98-16A 1SA/1ML INST. ID: F16
Client: PACIFI Date Analyzed: 08/31/98 16:31
Analyst: DAT Instrument ID: F16 Run Factor: 1.00
Quan List Threshold: 0.95 Surrogate Vol.: 1.00

Target Compounds: SAP9

Parameter	Scan	Result	Units	Reporting Limit
C415 ISOPHORONE		ND	UG/A	10.0
C420 2-NITROPHENOL		ND	UG/A	10.0
C425 2,4-DIMETHYLPHENOL		ND	UG/A	10.0
C435 BIS(2-CHLOROETHOXY)METH		ND	UG/A	10.0
C440 2,4-DICHLOROPHENOL		ND	UG/A	10.0
C430 BENZOIC ACID		ND	UG/A	50.0
AA-DIMETHYLPHENETHYLAMINE		ND	UG/A	10.0
C445 1,2,4-TRICHLOROBENZENE		ND	UG/A	10.0
C450 NAPHTHALENE		ND	UG/A	10.0
C455 4-CHLOROANALINE		ND	UG/A	10.0
2,6-DICHLOROPHENOL		ND	UG/A	10.0
HEXACHLOROPROPENE		ND	UG/A	10.0
C460 HEXACHLOROBUTADIENE		ND	UG/A	10.0
P-PHENYLENE DIAMINE		ND	UG/A	10.0
N-NITROSODI-N-BUTYLAMINE		ND	UG/A	10.0
C465 4-CHLORO-3-METHYLPHENO		ND	UG/A	10.0
SAFROLE		ND	UG/A	10.0
C470 2-METHYLNAPHTHALENE		ND	UG/A	10.0
1,2,4,5-TETRACHLOROBENZENE		ND	UG/A	10.0
ISOSAFROLE (#1)		ND	UG/A	20.0
C510 HEXACHLOROCYCLOPENTADI		ND	UG/A	10.0
C515 2,4,6-TRICHLOROPHENOL		ND	UG/A	10.0
C520 2,4,5-TRICHLOROPHENOL		ND	UG/A	10.0
ISOSAFROLE (#2)		ND	UG/A	20.0
C525 2-CHLORONAPHTHALENE		ND	UG/A	10.0
1-CHLORONAPHTHALENE		ND	UG/A	5.0
C530 2-NITROANALINE		ND	UG/A	50.0
1,4-NAPHTHOQUINONE		ND	UG/A	10.0
C535 DIMETHYLPHTHALATE		ND	UG/A	10.0
1,3-DINITROBENZENE		ND	UG/A	10.0
C540 ACENAPHTHYLENE		ND	UG/A	10.0
C543 2,6-DINITROTOLUENE		ND	UG/A	10.0
C545 3-NITROANILINE		ND	UG/A	50.0
C550 ACENAPHTHENE		ND	UG/A	10.0
C555 2,4-DINITROPHENOL		ND	UG/A	50.0
C565 DIBENZOFURAN		ND	UG/A	10.0
C560 4-NITROPHENOL		ND	UG/A	50.0
PENTACHLOROBENZENE		ND	UG/A	10.0
C570 2,4-DINITROTOLUENE		ND	UG/A	10.0
1-NAPHTHYLAMINE		ND	UG/A	10.0
2-NAPHTHYLAMINE		ND	UG/A	10.0
2,3,4,6-TETRACHLOROPHENOL		ND	UG/A	20.0
C580 DIETHYLPHTHALATE		ND	UG/A	10.0
C590 FLUORENE		ND	UG/A	10.0

QUANTERRA GC/MS
Target Compound Data Summary Sheet

Data File: 300681MBSF
Std Id: ST16980831

Sample: SBLKSF 01AUG98-16A 1SA/1ML INST. ID: F16
Client: PACIFI Date Analyzed: 08/31/98 16:31
Analyst: DAT Instrument ID: F16 Run Factor: 1.00
Quan List Threshold: 0.95 Surrogate Vol.: 1.00

Target Compounds: SAP9

Parameter	Scan	Result	Units	Reporting Limit
C585 4-CHLOROPHENYL-PHENYLE		ND	UG/A	10.0
5-NITRO-O-TOLUIDINE		ND	UG/A	10.0
C595 4-NITROANALINE		ND	UG/A	50.0
C610 4,6-DINITRO-2-METHYLPH		ND	UG/A	50.0
C615 N-NITROSODIPHENYLAMINE		ND	UG/A	10.0
C620 AZOBENZENE		ND	UG/A	10.0
SYM-TRINITROBENZENE		ND	UG/A	10.0
C625 4-BROMOPHENYL-PHENYLET		ND	UG/A	10.0
PHENACETIN		ND	UG/A	10.0
DIALLATE	234	ND	UG/A	10.0
C630 HEXACHLOROBENZENE		ND	UG/A	10.0
4-AMINOBIPHENYL		ND	UG/A	10.0
C635 PENTACHLOROPHENOL		ND	UG/A	50.0
PRONAMIDE		ND	UG/A	10.0
PENTACHLORONITROBENZENE		ND	UG/A	50.0
C640 PHENANTHRENE		ND	UG/A	10.0
C645 ANTHRACENE		ND	UG/A	10.0
2SECBUTYL-4,6-DINITROPHENOL		ND	UG/A	10.0
C647 CARBAZOLE		ND	UG/A	10.0
C650 DI-N-BUTYLPHTHALATE		ND	UG/A	10.0
4-NITROQUINOLINE-1-OXIDE		ND	UG/A	10.0
METHAPYRILENE		ND	UG/A	10.0
ISODRIN		ND	UG/A	10.0
C655 FLUORANTHENE		ND	UG/A	10.0
CHLOROBENZILATE		ND	UG/A	10.0
C710 BENZIDINE		ND	UG/A	100.0
C715 PYRENE		ND	UG/A	10.0
ARAMITE (#1)		ND	UG/A	10.0
ARAMITE (#2)		ND	UG/A	10.0
P-DIMETHYLAMINOAZOBENZENE		ND	UG/A	10.0
3,3'-DIMETHYLBENZIDINE		ND	UG/A	10.0
KEPONE		ND	UG/A	50.0
C720 BUTYLBENZYLPHTHALATE		ND	UG/A	10.0
2-ACETYLAMINOFLUORENE		ND	UG/A	10.0
C730 BENZO(A)ANTHRACENE		ND	UG/A	10.0
C725 3,3'-DICHLOROBENZIDINE		ND	UG/A	20.0
C740 CHRYSENE		ND	UG/A	10.0
C745 BIS(2-ETHYLHEXYL)PHTHA		ND	UG/A	10.0
3-METHYLCHOLANTHRENE		ND	UG/A	10.0
C760 DI-N-OCTYL PHTHALATE		ND	UG/A	10.0
C765 BENZO(B)FLUORANTHENE		ND	UG/A	10.0
7,12-DIMETHYLBENZANTHRACENE		ND	UG/A	10.0
C770 BENZO(K)FLUORANTHENE		ND	UG/A	10.0
HEXACHLOROPHENE		ND	UG/A	10.0

QUANTERRA GC/MS

Target Compound Data Summary Sheet

Data File: 300681MBSF
Std Id: ST16980831

Sample: SBLKSF 01AUG98-16A 1SA/1ML INST. ID: F16
Client: PACIFI Date Analyzed: 08/31/98 16:31
Analyst: DAT Instrument ID: F16 Run Factor: 1.00
Quan List Threshold: 0.95 Surrogate Vol.: 1.00

Target Compounds: SAP9

Parameter	Scan	Result	Units	Reporting Limit
C775 BENZO(A)PYRENE		ND	UG/A	10.0
C780 INDENO(1,2,3-CD)PYRENE		ND	UG/A	10.0
C785 DIBENZ(A,H)ANTHRACENE		ND	UG/A	10.0
C790 BENZO(G,H,I)PERYLENE		ND	UG/A	10.0

DATA FROM FILE: 300681MBSF SCANS 93 TO 1203 ACQUIRED: 08/31/98 16:31:00
CALI: 300681MBSF #3
SAMPLE: SBLKSF 01AUG98-16A 1SA/1ML INST. ID: F16
CONDS.: UG/ML *1ML *100%/100% *(NA/NA)/1SA NA M

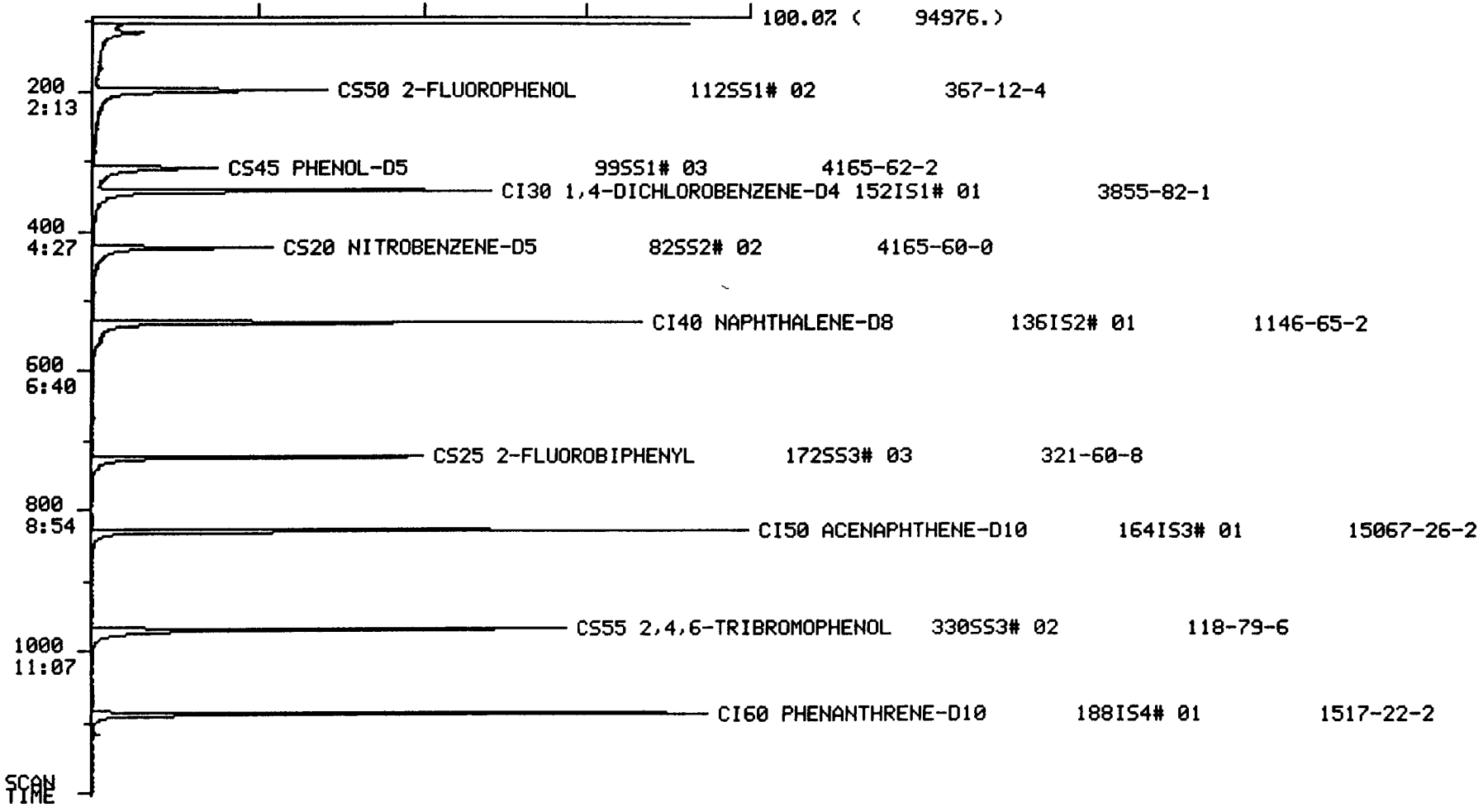

DATA FROM FILE: 300681MBSF SCANS 1203 TO 2158 ACQUIRED: 08/31/98 16:31:00
CALI: 300681MBSF #3
SAMPLE: SBLKSF 01AUG98-16A 1SA/1ML INST. ID: F16
CONDS.: UG/ML *1ML *100%/100% *(NA/NA)/1SA NA M



1.1.C.3

STANDARD USED FOR THIS REPORT IS ST16980831 REPORT PRINTED: 9/01/98 10:50:00

ADDITIONAL STANDARD USED FOR THIS REPORT IS: ST16980831A

QUANTERRA QUANTITATION SUMMARY File: 300681MBSF

Sample: SBLKSF 01AUG98-16A 1SA/1ML INST. ID: F16
Analyst: DAT Instrument Id: F16 Analyzed: 08/31/98 16:31

Compounds with amounts less than 0.20 reported as NOT FOUND

Units: UG/ML

No	Library Entry	Name	Mass	Meth	Scan	Ref	Area	RRF(L)	Amount
1	S1# 1	C130 1,4-DICHLOROBENZENE	152	A BB	340	1	30721.	1.000	40.000
2	S2# 1	C140 NAPHTHALENE-D8	136	A BB	529	2	108221.	1.000	40.000
3	S3# 1	C150 ACENAPHTHENE-D10	164	A BB	828	3	59070.	1.000	40.000
4	S4# 1	C160 PHENANTHRENE-D10	188	A BB	1086	4	102024.	1.000	40.000
5	S5# 1	C170 CHRYSENE-D12	240	A BB	1551	5	87857.	1.000	40.000
6	S6# 1	C175 PERYLENE-D12	264	A BB	1783	6	75258.	1.000	40.000
7	S2# 2	CS20 NITROBENZENE-D5	82	A BB	421	2	35709.	0.470	28.108
8	S3# 3	CS25 2-FLUOROBIPHENYL	172	A BB	722	3	49743.	1.234	27.290
9	S5# 2	CS30 TERPHENYL-D14	244	A BB	1383	5	84547.	0.995	38.678
10	S1# 3	CS45 PHENOL-D5	99	A BB	307	1	30107.	2.025	19.354
11	S1# 2	CS50 2-FLUOROPHENOL	112	A BB	196	1	38883.	1.368	37.002
12	S3# 2	CS55 2,4,6-TRIBROMOPHENO	330	A BB	968	3	24984.	0.236	71.791
13	S4# 4	HEXACHLOROBENZENE-C13	294		4	NOT FOUND			
14	S1# 15	C310 N-NITROSODIMETHYLAM	74		1	NOT FOUND			
15	S1# 20	PYRIDINE	79		1	NOT FOUND			
16	S1# 30	2-PICOLINE	93		1	NOT FOUND			
17	S1# 40	N-NITROSOMETHYLETHYLAMIN	42	A BB	159	1	156.	0.811	0.250
18	S1# 60	METHYLMETHANESULFONATE	80		1	NOT FOUND			
19	S1# 70	N-NITROSODIETHYLAMINE	102		1	NOT FOUND			
20	S1# 85	ETHYLMETHANE SULFONATE	79		1	NOT FOUND			
21	S1# 95	PENTACHLOROETHANE	117		1	NOT FOUND			
22	S1#100	C320 ANILINE	93		1	NOT FOUND			
23	S1#105	C315 PHENOL	94		1	NOT FOUND			
24	S1#110	C325 BIS(2-CHLOROETHYL)E	93		1	NOT FOUND			
25	S1#115	C330 2-CHLOROPHENOL	128		1	NOT FOUND			
26	S1#125	C335 1,3-DICHLOROBENZENE	146		1	NOT FOUND			
27	S1#130	C340 1,4-DICHLOROBENZENE	146		1	NOT FOUND			
28	S1#145	C345 BENZYL ALCOHOL	108		1	NOT FOUND			
29	S1#150	C350 1,2-DICHLOROBENZENE	146		1	NOT FOUND			
30	S1#160	C355 2-METHYLPHENOL	108		1	NOT FOUND			
31	S1#165	C360 2,2'-OXYBIS(1-CLPRO	45		1	NOT FOUND			
32	S1#170	C361 ACETOPHENONE	105		1	NOT FOUND			
33	S1#175	N-NITROSOPYRROLIDINE	100		1	NOT FOUND			
34	S1#180	N-NITROSOMORPHOLINE	56		1	NOT FOUND			
35	S1#182	3-METHYL PHENOL	108		1	NOT FOUND			
36	S1#185	C365 4-METHYLPHENOL	108		1	NOT FOUND			
37	S1#190	C370 N-NITROSO-DI-N-PROP	70		1	NOT FOUND			
38	S1#195	O-TOLUIDINE	106		1	NOT FOUND			
39	S1#200	C375 HEXACHLOROETHANE	117		1	NOT FOUND			
40	S2# 10	C410 NITROBENZENE	77		2	NOT FOUND			
41	S2# 15	N-NITROSOPIPERIDINE	42		2	NOT FOUND			
42	S2# 20	C415 ISOPHORONE	82		2	NOT FOUND			
43	S2# 25	C420 2-NITROPHENOL	139		2	NOT FOUND			
44	S2# 30	C425 2,4-DIMETHYLPHENOL	107		2	NOT FOUND			
45	S2# 35	C435 BIS(2-CHLOROETHOXY)	93		2	NOT FOUND			

46	S2#	40	C440	2,4-DICHLOROPHENOL	162	2 NOT FOUND
47	S2#	45	C430	BENZOIC ACID	122	2 NOT FOUND
48	S2#	50	AA-DIMETHYLPHENETHYLAMIN		58	2 NOT FOUND
49	S2#	55	C445	1,2,4-TRICHLOROBENZ	180	2 NOT FOUND

50	S2# 60	C450	NAPHTHALENE	128		2	NOT FOUND			
51	S2# 80	C455	4-CHLOROANALINE	127		2	NOT FOUND			
52	S2# 85		2,6-DICHLOROPHENOL	162		2	NOT FOUND			
53	S2# 90		HEXACHLOROPROPENE	213		2	NOT FOUND			
54	S2# 95	C460	HEXACHLOROBUTADIENE	225		2	NOT FOUND			
55	S2#115		P-PHENYLENE DIAMINE	108		2	NOT FOUND			
56	S2#120		N-NITROSODI-N-BUTYLAMINE	84		2	NOT FOUND			
57	S2#130	C465	4-CHLORO-3-METHYLPH	107		2	NOT FOUND			
58	S2#140		SAFROLE	162		2	NOT FOUND			
59	S2#145	C470	2-METHYLNAPHTHALENE	142		2	NOT FOUND			
60	S3# 10		1,2,4,5-TETRACHLOROBENZE	214		3	NOT FOUND			
61	S3# 15		ISOSAFROLE (#1)	162		3	NOT FOUND			
62	S3# 20	C510	HEXACHLOROCYCLOPENT	237		3	NOT FOUND			
63	S3# 25	C515	2,4,6-TRICHLOROPHEN	196		3	NOT FOUND			
64	S3# 30	C520	2,4,5-TRICHLOROPHEN	196		3	NOT FOUND			
65	S3# 35		ISOSAFROLE (#2)	104		3	NOT FOUND			
66	S3# 40	C525	2-CHLORONAPHTHALENE	162		3	NOT FOUND			
67	S3# 42		1-CHLORONAPHTHALEN	162		3	NOT FOUND			
68	S3# 45	C530	2-NITROANALINE	65		3	NOT FOUND			
69	S3# 50		1,4-NAPHTHOQUINONE	158		3	NOT FOUND			
70	S3# 55	C535	DIMETHYLPHTHALATE	163		3	NOT FOUND			
71	S3# 60		1,3-DINITROBENZENE	168		3	NOT FOUND			
72	S3# 65	C540	ACENAPHTHYLENE	152		3	NOT FOUND			
73	S3# 70	C543	2,6-DINITROTOLUENE	165		3	NOT FOUND			
74	S3# 75	C545	3-NITROANILINE	138		3	NOT FOUND			
75	S3# 80	C550	ACENAPHTHENE	153		3	NOT FOUND			
76	S3# 85	C555	2,4-DINITROPHENOL	184		3	NOT FOUND			
77	S3# 90	C565	DIBENZOFURAN	168		3	NOT FOUND			
78	S3# 95	C560	4-NITROPHENOL	109		3	NOT FOUND			
79	S3#100		PENTACHLOROBENZENE	250		3	NOT FOUND			
80	S3#105	C570	2,4-DINITROTOLUENE	165		3	NOT FOUND			
81	S3#110		1-NAPHTHYLAMINE	143		3	NOT FOUND			
82	S3#115		2-NAPHTHYLAMINE	143		3	NOT FOUND			
83	S3#120		2,3,4,6-TETRACHLOROPHENO	232		3	NOT FOUND			
84	S3#130	C580	DIETHYLPHTHALATE	149		3	NOT FOUND			
85	S3#135	C590	FLUORENE	166		3	NOT FOUND			
86	S3#140	C585	4-CHLOROPHENYL-PHEN	204		3	NOT FOUND			
87	S3#145		5-NITRO-O-TOLUIDINE	152		3	NOT FOUND			
88	S3#150	C595	4-NITROANALINE	138		3	NOT FOUND			
89	S4# 10	C610	4,6-DINITRO-2-METHY	198		4	NOT FOUND			
90	S4# 15	C615	N-NITROSODIPHENYLAM	169		4	NOT FOUND			
91	S4# 20	C620	AZOBENZENE	77		4	NOT FOUND			
92	S4# 25		SYM-TRINITROBENZENE	75		4	NOT FOUND			
93	S4# 30	C625	4-BROMOPHENYL-PHENY	248		4	NOT FOUND			
94	S4# 35		PHENACETIN	108		4	NOT FOUND			
95	S4# 37		DIALLATE	234		4	NOT FOUND			
96	S4# 40	C630	HEXACHLOROBENZENE	284		4	NOT FOUND			
97	S4# 45		4-AMINOBIPHENYL	169		4	NOT FOUND			
98	S4# 50	C635	PENTACHLOROPHENOL	266		4	NOT FOUND			
99	S4# 55		PRONAMIDE	173		4	NOT FOUND			
100	S4# 60		PENTACHLORONITROBENZENE	237		4	NOT FOUND			
101	S4# 65	C640	PHENANTHRENE	178		4	NOT FOUND			
102	S4# 70	C645	ANTHRACENE	178		4	NOT FOUND			
103	S4# 75		2SECBUTYL-4,6-DINITROPHE	211		4	NOT FOUND			
104	S4# 80	C647	CARBAZOLE	167		4	NOT FOUND			
105	S4# 85	C650	DI-N-BUTYLPHTHALATE	149	A BB 1226	4		796.	1.247	0.250
106	S4#100		4-NITROQUINOLINE-1-OXIDE	190		4	NOT FOUND			
107	S4#105		METHAPYRILENE	58		4	NOT FOUND			
108	S4#106		ISODRIN	193		4	NOT FOUND			
109	S4#110	C655	FLUORANTHENE	202		4	NOT FOUND			
110	S4#120		CHLOROBENZILATE	139		4	NOT FOUND			

111	S5#	10	C710 BENZIDINE	184		5	NOT FOUND				
112	S5#	15	C715 PYRENE	202		5	NOT FOUND				
113	S5#	20	ARAMITE (#1)	185		5	NOT FOUND				
114	S5#	25	ARAMITE (#2)	185		5	NOT FOUND				
115	S5#	30	P-DIMETHYLAMINOAZOBENZEN	120		5	NOT FOUND				
116	S5#	35	3,3'-DIMETHYLBENZIDINE	212		5	NOT FOUND				
117	S5#	37	KEPONE	272		5	NOT FOUND				
118	S5#	40	C720 BUTYLBENZYLPHTHALAT	149		5	NOT FOUND				
119	S5#	45	2-ACETYLAMINOFLUORENE	181		5	NOT FOUND				
120	S5#	50	C730 BENZO(A)ANTHRACENE	228		5	NOT FOUND				
121	S5#	55	C725 3,3'-DICHLOROBENZID	252		5	NOT FOUND				
122	S5#	60	C740 CHRYSENE	228		5	NOT FOUND				
123	S5#	65	C745 BIS(2-ETHYLHEXYL)PH	149	A BB 1603	5		576.	0.980	0.268	
124	S5#	85	3-METHYLCHOLANTHRENE	268		5	NOT FOUND				
125	S6#	10	C760 DI-N-OCTYL PHTHALAT	149		6	NOT FOUND				
126	S6#	15	C765 BENZO(B)FLUORANTHEN	252		6	NOT FOUND				
127	S6#	20	7,12-DIMETHYLBENZANTHRAC	256		6	NOT FOUND				
128	S6#	25	C770 BENZO(K)FLUORANTHEN	252		6	NOT FOUND				
129	S6#	30	HEXACHLOROPHENE	196		6	NOT FOUND				
130	S6#	35	C775 BENZO(A)PYRENE	252		6	NOT FOUND				
131	S6#	55	C780 INDENO(1,2,3-CD)PYR	276		6	NOT FOUND				
132	S6#	60	C785 DIBENZ(A,H)ANTHRACE	278		6	NOT FOUND				
133	S6#	65	C790 BENZO(G,H,I)PERYLEN	276		6	NOT FOUND				

BNA, S LIBRARIES ANALYST: ____ DATE: _____

QUANTERRA Internal Standard Check

Standard Filename: ST16980831 Analyzed: 08/31/98 12:31

Standard	IS# 1 Area %	IS# 1 RT	IS# 2 Area %	IS# 2 RT	IS# 3 Area %	IS# 3 RT
ST16980831	28649.	3.78	100432.	5.90	54347.	9.21
Upper Limit	57297.=+200	4.28	200864.=+200	6.40	108695.=+200	9.71
Lower Limit	14324.=+ 50	3.28	50216.=+ 50	5.40	27174.=+ 50	8.71
Filename						
1 300681MBSF	30721.= 107	3.78	108221.= 107	5.88	59070.= 108	9.21

IS# 1 = CI30 1,4-DICHLOROBENZENE-D4
IS# 2 = CI40 NAPHTHALENE-D8
IS# 3 = CI50 ACENAPHTHENE-D10

* - indicates an I.S. is outside QC limit(s)

Standard	IS# 4 Area %	IS# 4 RT	IS# 5 Area %	IS# 5 RT	IS# 6 Area %	IS# 6 RT
ST16980831	98520.	12.08	62289.	17.26	50750.	19.83
Upper Limit	197039.=+200	12.58	124578.=+200	17.76	101500.=+200	20.33
Lower Limit	49260.=+ 50	11.58	31145.=+ 50	16.76	25375.=+ 50	19.33
Filename						
1 300681MBSF	102024.= 103	12.08	87857.= 141	17.25	75258.= 148	19.83

IS# 4 = CI60 PHENANTHRENE-D10
IS# 5 = CI70 CHRYSENE-D12
IS# 6 = CI75 PERYLENE-D12

* - indicates an I.S. is outside QC limit(s)

Data Reduced by: ____ Date: ____ Data File: 300681MBSF
Data Reviewed by: ____ Date: ____

QUANTERRA GC/MS TIC REPORT (Part 1)

Sample: SBLKSF 01AUG98-16A 1SA/1ML INST. ID: F16
Analyst: DAT Date Analyzed: 08/31/98 16:31
Run Factor: 1.00

# SCAN	Concentration in Sample (UG/A)	CAS #

No peaks to search.

DATA FILE: 300681MBSF

QUANTERRA GC/MS TIC REPORT (Part 2)

CONCENTRATION = AREA(TIC)*CONC(IS)/AREA(IS)

#	FIT	PURITY	INT. STD.	RT	RRT	AREA	HEIGHT	AMOUNT AS ANALYZED (UG/ML)	LIB	LIB #

TIC SELECTION REPORT

DATA FILE: 300681MBSF

THE FOLLOWING PEAKS WERE REJECTED BECAUSE AT LEAST 40 % OF THEIR SIZE WAS ACCOUNTED FOR BY TARGET COMPOUNDS ELUTING WITHIN 4 SCANS OF THE PEAK TOP.

SCAN	SIZE	AMOUNT
196	129024.	22.541
307	75740.	13.232
340	185996.	32.494
421	91232.	15.939
529	228960.	40.000
722	152596.	22.325
828	273414.	40.000
968	231786.	33.574
1086	276153.	40.000
1384	308768.	44.436
1384	308768.	44.436
1551	277946.	40.000
1783	258361.	40.000

TOTAL NUMBER OF UNIDENTIFIED PEAKS WITH SIZE GREATER THAN 10 % OF THE CLOSEST INTERNAL STANDARD THAT DOES NOT HAVE INTERFERENCES = 0

INTERNAL STANDARDS THAT HAVE RIC SIZE LESS THAN 50 % OR GREATER THAN 200 % OF THE ESTIMATED RIC SIZE ARE CONSIDERED TO HAVE INTERFERENCES AND WILL NOT BE USED FOR QUANTITATION.

#	INTERNAL STANDARD	RIC SIZE	PERCENT OF ESTIMATED RIC SIZE	SCAN
1	C140 NAPHTHALENE-D8	228960.	132	529
2	C150 ACENAPHTHENE-D10	273414.	128	828
3	C160 PHENANTHRENE-D10	276153.	119	1086
4	C170 CHRYSENE-D12	277946.	129	1551
5	C175 PERYLENE-D12	258361.	128	1783

* INDICATES INTERFERENCE

SIZE = AREA

QUANTERRA GC/MS

Target Compound Data Summary Sheet

Data File: 300681MBSFI
Std Id: ST16980902

Sample: SBLKSF 01AUG98-16A 1SA/1ML INST. ID: F16
Client: PACIFI Date Analyzed: 09/02/98 16:29
Analyst: DAT Instrument ID: F16 Run Factor: 1.00
Quan List Threshold: 0.95 Surrogate Vol.: 1.00

Surrogate Spike Recoveries
8270-G, LIMS 10/10/96

confirms

Surrogate	Surrogate Amount (ug) Spiked	Measured	% Recovery Measured		QC limits
CS20 NITROBENZENE-D5	50.00	27.50	55.0		45 107
CS25 2-FLUOROBIPHENY	50.00	26.00	52.0	*	62 110
CS30 TERPHENYL-D14	50.00	37.90	75.8		58 135
CS45 PHENOL-D5	100.0	16.90	16.9	*	43 130
CS50 2-FLUOROPHENOL	100.0	35.80	35.8	*	36 111
CS55 2,4,6-TRIBROMOP	100.0	72.50	72.5		58 131

Target Compounds: SAP9

Parameter	Scan	Result	Units	Reporting Limit
CS70 2-CHLOROPHENOL-D4		ND	UG/A	10.0
CS75 1,2-DICHLOROBNZN-D4		ND	UG/A	10.0
HEXACHLOROBENZENE-C13		ND	UG/A	10.0
C310 N-NITROSODIMETHYLAMINE		ND	UG/A	10.0
PYRIDINE		ND	UG/A	20.0
2-PICOLINE		ND	UG/A	10.0
N-NITROSOMETHYLETHYLAMINE		ND	UG/A	10.0
METHYLMETHANESULFONATE		ND	UG/A	10.0
N-NITROSODIETHYLAMINE		ND	UG/A	10.0
ETHYLMETHANE SULFONATE		ND	UG/A	10.0
PENTACHLOROETHANE		ND	UG/A	10.0
C320 ANILINE		ND	UG/A	10.0
C315 PHENOL		ND	UG/A	10.0
C325 BIS(2-CHLOROETHYL)ETHER		ND	UG/A	10.0
C330 2-CHLOROPHENOL		ND	UG/A	10.0
C335 1,3-DICHLOROBENZENE		ND	UG/A	10.0
C340 1,4-DICHLOROBENZENE		ND	UG/A	10.0
C345 BENZYL ALCOHOL		ND	UG/A	10.0
C350 1,2-DICHLOROBENZENE		ND	UG/A	10.0
C355 2-METHYLPHENOL		ND	UG/A	10.0
C360 2,2'-OXYBIS(1-CLPROPAN)		ND	UG/A	10.0
C361 ACETOPHENONE		ND	UG/A	10.0
N-NITROSOPYRROLIDINE		ND	UG/A	10.0
N-NITROSOMORPHOLINE		ND	UG/A	10.0
3-METHYL PHENOL		ND	UG/A	10.0
C365 4-METHYLPHENOL		ND	UG/A	10.0
C370 N-NITROSO-DI-N-PROPYLAM		ND	UG/A	10.0
O-TOLUIDINE		ND	UG/A	10.0
C375 HEXACHLOROETHANE		ND	UG/A	10.0

1709

Reviewed by: _____

QUANTERRA GC/MS

Target Compound Data Summary Sheet

Data File: 300681MBSFI
Std Id: ST16980902

Sample: SBLKSF 01AUG98-16A 1SA/1ML INST. ID: F16
Client: PACIFI Date Analyzed: 09/02/98 16:29
Analyst: DAT Instrument ID: F16 Run Factor: 1.00
Quan List Threshold: 0.95 Surrogate Vol.: 1.00

Target Compounds: SAP9

Parameter	Scan	Result	Units	Reporting Limit
C410 NITROBENZENE		ND	UG/A	10.0
N-NITROSOPIPERIDINE		ND	UG/A	10.0
C415 ISOPHORONE		ND	UG/A	10.0
C420 2-NITROPHENOL		ND	UG/A	10.0
C425 2,4-DIMETHYLPHENOL		ND	UG/A	10.0
C435 BIS(2-CHLOROETHOXY)METH		ND	UG/A	10.0
C440 2,4-DICHLOROPHENOL		ND	UG/A	10.0
C430 BENZOIC ACID		ND	UG/A	50.0
AA-DIMETHYLPHENETHYLAMINE		ND	UG/A	10.0
C445 1,2,4-TRICHLOROBENZENE		ND	UG/A	10.0
C450 NAPHTHALENE		ND	UG/A	10.0
C455 4-CHLOROANALINE		ND	UG/A	10.0
2,6-DICHLOROPHENOL		ND	UG/A	10.0
HEXACHLOROPROPENE		ND	UG/A	10.0
C460 HEXACHLOROBUTADIENE		ND	UG/A	10.0
P-PHENYLENE DIAMINE		ND	UG/A	10.0
N-NITROSODI-N-BUTYLAMINE		ND	UG/A	10.0
C465 4-CHLORO-3-METHYLPHENO		ND	UG/A	10.0
SAFROLE		ND	UG/A	10.0
C470 2-METHYLNAPHTHALENE		ND	UG/A	10.0
1,2,4,5-TETRACHLOROBENZENE		ND	UG/A	10.0
ISOSAFROLE (#1)		ND	UG/A	20.0
C510 HEXACHLOROCYCLOPENTADI		ND	UG/A	10.0
C515 2,4,6-TRICHLOROPHENOL		ND	UG/A	10.0
C520 2,4,5-TRICHLOROPHENOL		ND	UG/A	10.0
ISOSAFROLE (#2)		ND	UG/A	20.0
C525 2-CHLORONAPHTHALENE		ND	UG/A	10.0
1-CHLORONAPHTHALENE		ND	UG/A	5.0
C530 2-NITROANALINE		ND	UG/A	50.0
1,4-NAPHTHOQUINONE		ND	UG/A	10.0
C535 DIMETHYLPHTHALATE		ND	UG/A	10.0
1,3-DINITROBENZENE		ND	UG/A	10.0
C540 ACENAPHTHYLENE		ND	UG/A	10.0
C543 2,6-DINITROTOLUENE		ND	UG/A	10.0
C545 3-NITROANILINE		ND	UG/A	50.0
C550 ACENAPHTHENE		ND	UG/A	10.0
C555 2,4-DINITROPHENOL		ND	UG/A	50.0
C565 DIBENZOFURAN		ND	UG/A	10.0
C560 4-NITROPHENOL		ND	UG/A	50.0
PENTACHLOROBENZENE		ND	UG/A	10.0
C570 2,4-DINITROTOLUENE		ND	UG/A	10.0
-NAPHTHYLAMINE		ND	UG/A	10.0
-NAPHTHYLAMINE		ND	UG/A	10.0
,3,4,6-TETRACHLOROPHENOL		ND	UG/A	20.0

QUANTERRA GC/MS

Target Compound Data Summary Sheet

Data File: 300681MBSFI
Std Id: ST16980902

Sample: SBLKSF 01AUG98-16A 1SA/1ML INST. ID: F16
Client: PACIFI Date Analyzed: 09/02/98 16:29
Analyst: DAT Instrument ID: F16 Run Factor: 1.00
Quan List Threshold: 0.95 Surrogate Vol.: 1.00

Target Compounds: SAP9

Parameter	Scan	Result	Units	Reporting Limit
C580 DIETHYLPHTHALATE		ND	UG/A	10.0
C590 FLUORENE		ND	UG/A	10.0
C585 4-CHLOROPHENYL-PHENYLE		ND	UG/A	10.0
5-NITRO-O-TOLUIDINE		ND	UG/A	10.0
C595 4-NITROANALINE		ND	UG/A	50.0
C610 4,6-DINITRO-2-METHYLPH		ND	UG/A	50.0
C615 N-NITROSODIPHENYLAMINE		ND	UG/A	10.0
C620 AZOBENZENE		ND	UG/A	10.0
SYM-TRINITROBENZENE		ND	UG/A	10.0
C625 4-BROMOPHENYL-PHENYLET		ND	UG/A	10.0
PHENACETIN		ND	UG/A	10.0
DIALLATE	234	ND	UG/A	10.0
C630 HEXACHLOROBENZENE		ND	UG/A	10.0
4-AMINOBIPHENYL		ND	UG/A	10.0
C635 PENTACHLOROPHENOL		ND	UG/A	50.0
PRONAMIDE		ND	UG/A	10.0
PENTACHLORONITROBENZENE		ND	UG/A	50.0
C640 PHENANTHRENE		ND	UG/A	10.0
C645 ANTHRACENE		ND	UG/A	10.0
2SECBUTYL-4,6-DINITROPHENOL		ND	UG/A	10.0
C647 CARBAZOLE		ND	UG/A	10.0
C650 DI-N-BUTYLPHTHALATE		ND	UG/A	10.0
4-NITROQUINOLINE-1-OXIDE		ND	UG/A	10.0
METHAPYRILENE		ND	UG/A	10.0
ISODRIN		ND	UG/A	10.0
C655 FLUORANTHENE		ND	UG/A	10.0
CHLOROBENZILATE		ND	UG/A	10.0
C710 BENZIDINE		ND	UG/A	100.0
C715 PYRENE		ND	UG/A	10.0
ARAMITE (#1)		ND	UG/A	10.0
ARAMITE (#2)		ND	UG/A	10.0
P-DIMETHYLAMINOAZOBENZENE		ND	UG/A	10.0
3,3'-DIMETHYLBENZIDINE		ND	UG/A	10.0
KEPONE		ND	UG/A	50.0
C720 BUTYLBENZYLPHTHALATE		ND	UG/A	10.0
2-ACETYLAMINOFLUORENE		ND	UG/A	10.0
C730 BENZO(A)ANTHRACENE		ND	UG/A	10.0
C725 3,3'-DICHLOROBENZIDINE		ND	UG/A	20.0
C740 CHRYSENE		ND	UG/A	10.0
C745 BIS(2-ETHYLHEXYL)PHTHA		ND	UG/A	10.0
3-METHYLCHOLANTHRENE		ND	UG/A	10.0
C760 DI-N-OCTYL PHTHALATE		ND	UG/A	10.0
C765 BENZO(B)FLUORANTHENE		ND	UG/A	10.0
7,12-DIMETHYLBENZANTHRACENE		ND	UG/A	10.0

QUANTERRA GC/MS

Target Compound Data Summary Sheet

Data File: 300681MBSFI
Std Id: ST16980902

Sample: SBLKSF 01AUG98-16A 1SA/1ML INST. ID: F16
Client: PACIFI Date Analyzed: 09/02/98 16:29
Analyst: DAT Instrument ID: F16 Run Factor: 1.00
Quan List Threshold: 0.95 Surrogate Vol.: 1.00

Target Compounds: SAP9

Parameter	Scan	Result	Units	Reporting Limit
C770 BENZO(K)FLUORANTHENE		ND	UG/A	10.0
HEXACHLOROPHENE		ND	UG/A	10.0
C775 BENZO(A)PYRENE		ND	UG/A	10.0
C780 INDENO(1,2,3-CD)PYRENE		ND	UG/A	10.0
C785 DIBENZ(A,H)ANTHRACENE		ND	UG/A	10.0
C790 BENZO(G,H,I)PERYLENE		ND	UG/A	10.0

DATA FROM FILE: 300681MBSFI SCANS 94 TO 1204 ACQUIRED: 09/02/98 16:29:00
CALI: 300681MBSFI #3
SAMPLE: SBLKSF 01AUG98-16A 1SA/1ML INST. ID: F16
CONDS.: UG/ML *1ML *100%/100% *(NA/NA)/1SA NA M

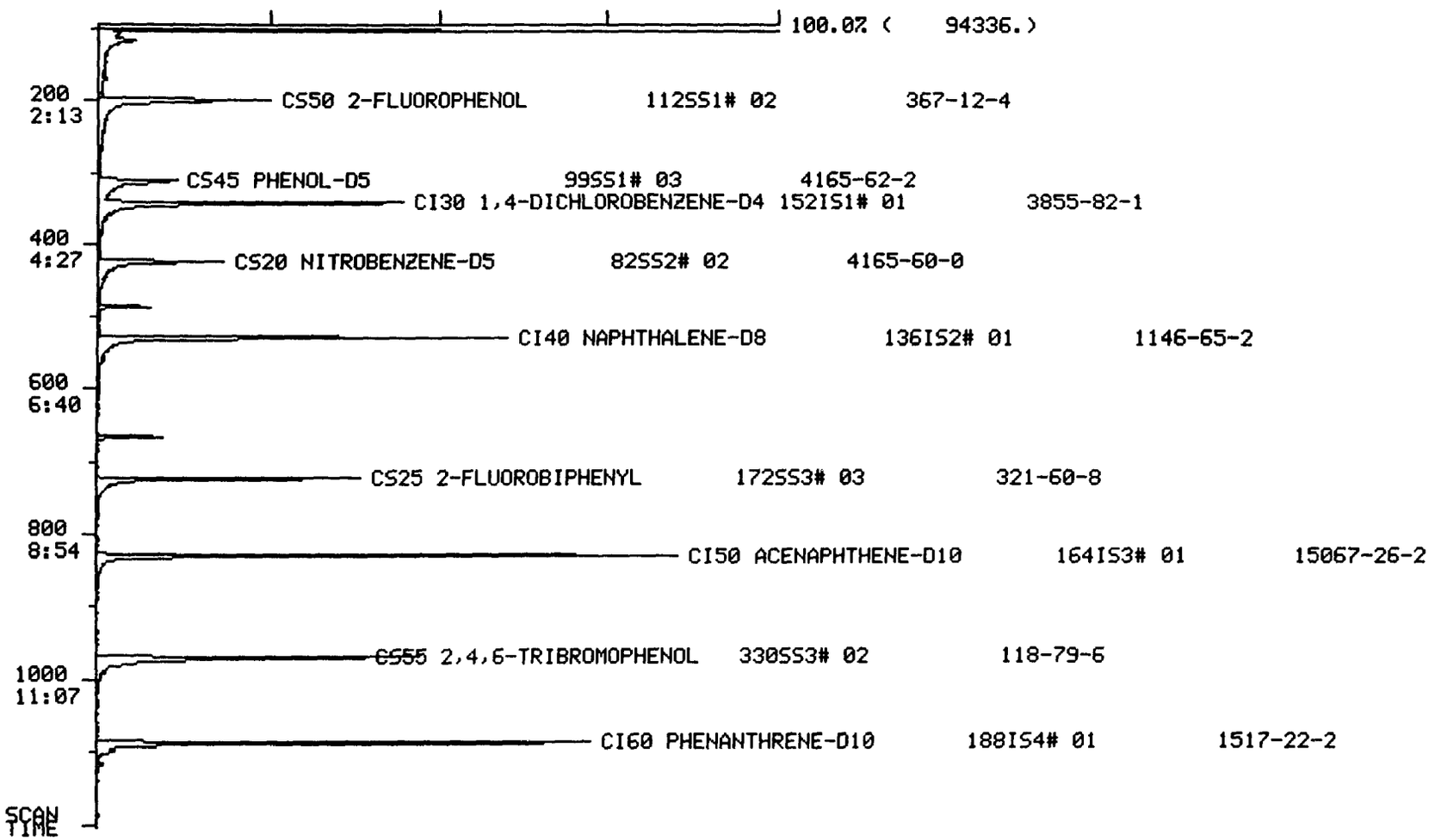

DATA FROM FILE: 300681MBSFI SCANS 1204 TO 2158 ACQUIRED: 09/02/98 16:29:00
CALI: 300681MBSFI #3
SAMPLE: SBLKSF 01AUG98-16A 1SA/1ML INST. ID: F16
CONDS.: UG/ML *1ML *100%/100% *(NA/NA)/1SA NA M

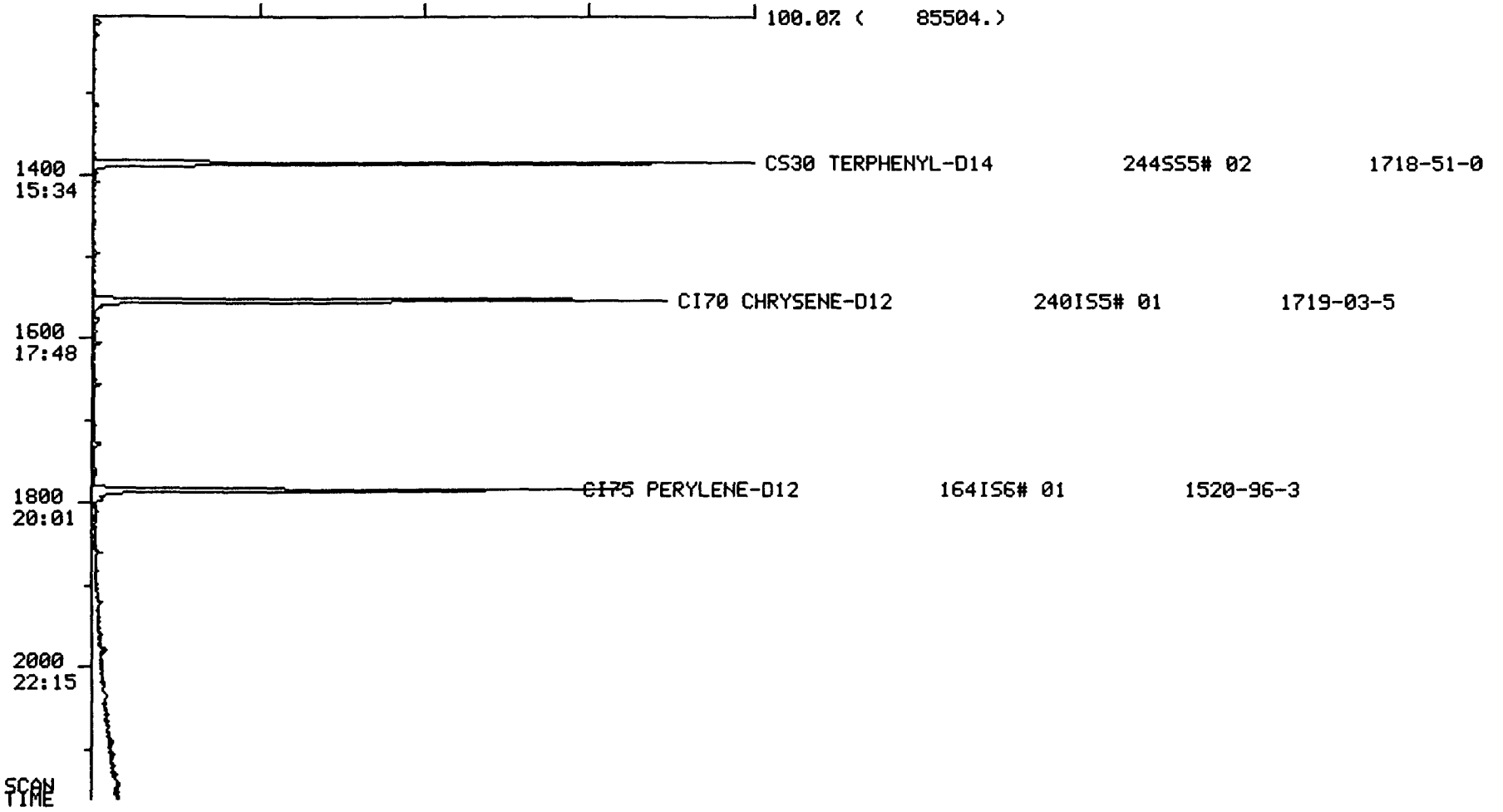

1714

STANDARD USED FOR THIS REPORT IS ST16980902 REPORT PRINTED: 9/02/98 17:53:59

ADDITIONAL STANDARD USED FOR THIS REPORT IS: ST16980902A

QUANTERRA QUANTITATION SUMMARY File: 300681MBSFI

Sample: SBLKSF 01AUG98-16A 1SA/1ML INST. ID: F16
Analyst: DAT Instrument Id: F16 Analyzed: 09/02/98 16:29

Compounds with amounts less than 0.20 reported as NOT FOUND

Units: UG/ML

No	Library Entry	Name	Mass	Meth	Scan	Ref	Area	RRF(L)	Amount
1	S1# 1	CI30 1,4-DICHLOROBENZENE	152	A BB	340	1	24026.	1.000	40.000
2	S2# 1	CI40 NAPHTHALENE-D8	136	A BB	530	2	80168.	1.000	40.000
3	S3# 1	CI50 ACENAPHTHENE-D10	164	A BB	828	3	46995.	1.000	40.000
4	S4# 1	CI60 PHENANTHRENE-D10	188	A BB	1086	4	81567.	1.000	40.000
5	S5# 1	CI70 CHRYSENE-D12	240	A BB	1552	5	76304.	1.000	40.000
6	S6# 1	CI75 PERYLENE-D12	264	A BB	1783	6	67873.	1.000	40.000
7	S2# 2	CS20 NITROBENZENE-D5	82	A BB	422	2	25918.	0.470	27.541
8	S3# 3	CS25 2-FLUOROBIPHENYL	172	A BB	723	3	37757.	1.234	26.037
9	S5# 2	CS30 TERPHENYL-D14	244	A BB	1384	5	71990.	0.995	37.920
10	S1# 3	CS45 PHENOL-D5	99	A BB	308	1	20583.	2.025	16.918
11	S1# 2	CS50 2-FLUOROPHENOL	112	A BB	197	1	29385.	1.368	35.755
12	S3# 2	CS55 2,4,6-TRIBROMOPHENO	330	A BB	968	3	20063.	0.236	72.466
13	S1# 5	CS70 2-CHLOROPHENOL-D4	132		1	NOT FOUND			
14	S1# 6	CS75 1,2-DICHLOROBNZN-D4	152		1	NOT FOUND			
15	S4# 4	HEXACHLOROBENZENE-C13	294		4	NOT FOUND			
16	S1# 15	C310 N-NITROSODIMETHYLAM	74		1	NOT FOUND			
17	S1# 20	PYRIDINE	79		1	NOT FOUND			
18	S1# 30	2-PICOLINE	93		1	NOT FOUND			
19	S1# 40	N-NITROSOMETHYLETHYLAMIN	42		1	NOT FOUND			
20	S1# 60	METHYLMETHANESULFONATE	80		1	NOT FOUND			
21	S1# 70	N-NITROSODIETHYLAMINE	102		1	NOT FOUND			
22	S1# 85	ETHYLMETHANE SULFONATE	79		1	NOT FOUND			
23	S1# 95	PENTACHLOROETHANE	117		1	NOT FOUND			
24	S1#100	C320 ANILINE	93		1	NOT FOUND			
25	S1#105	C315 PHENOL	94		1	NOT FOUND			
26	S1#110	C325 BIS(2-CHLOROETHYL)E	93		1	NOT FOUND			
27	S1#115	C330 2-CHLOROPHENOL	128		1	NOT FOUND			
28	S1#125	C335 1,3-DICHLOROBENZENE	146		1	NOT FOUND			
29	S1#130	C340 1,4-DICHLOROBENZENE	146		1	NOT FOUND			
30	S1#145	C345 BENZYL ALCOHOL	108		1	NOT FOUND			
31	S1#150	C350 1,2-DICHLOROBENZENE	146		1	NOT FOUND			
32	S1#160	C355 2-METHYLPHENOL	108		1	NOT FOUND			
33	S1#165	C360 2,2'-OXYBIS(1-CLPRO	45		1	NOT FOUND			
34	S1#170	C361 ACETOPHENONE	105		1	NOT FOUND			
35	S1#175	N-NITROSOPYRROLIDINE	100		1	NOT FOUND			
36	S1#180	N-NITROSOMORPHOLINE	56		1	NOT FOUND			
37	S1#182	3-METHYL PHENOL	108		1	NOT FOUND			
38	S1#185	C365 4-METHYLPHENOL	108		1	NOT FOUND			
39	S1#190	C370 N-NITROSO-DI-N-PROP	70		1	NOT FOUND			
40	S1#195	O-TOLUIDINE	106		1	NOT FOUND			
41	S1#200	C375 HEXACHLOROETHANE	117		1	NOT FOUND			
42	S2# 10	C410 NITROBENZENE	77		2	NOT FOUND			
43	S2# 15	N-NITROSOPIPERIDINE	42		2	NOT FOUND			
44	S2# 20	C415 ISOPHORONE	82		2	NOT FOUND			
45	S2# 25	C420 2-NITROPHENOL	139		2	NOT FOUND			

46	S2#	30	C425	2,4-DIMETHYLPHENOL	107	2 NOT FOUND
47	S2#	35	C435	BIS(2-CHLOROETHOXY)	93	2 NOT FOUND
48	S2#	40	C440	2,4-DICHLOROPHENOL	162	2 NOT FOUND
49	S2#	45	C430	BENZOIC ACID	122	2 NOT FOUND

50	S2# 50	AA-DIMETHYLPHENETHYLAMIN	58			2	NOT FOUND			
51	S2# 55	C445 1,2,4-TRICHLOROBENZ	180			2	NOT FOUND			
52	S2# 60	C450 NAPHTHALENE	128			2	NOT FOUND			
53	S2# 80	C455 4-CHLOROANALINE	127			2	NOT FOUND			
54	S2# 85	2,6-DICHLOROPHENOL	162			2	NOT FOUND			
55	S2# 90	HEXACHLOROPROPENE	213			2	NOT FOUND			
56	S2# 95	C460 HEXACHLOROBUTADIENE	225			2	NOT FOUND			
57	S2#115	P-PHENYLENE DIAMINE	108			2	NOT FOUND			
58	S2#120	N-NITROSODI-N-BUTYLAMINE	84			2	NOT FOUND			
59	S2#130	C465 4-CHLORO-3-METHYLPH	107			2	NOT FOUND			
60	S2#140	SAFROLE	162			2	NOT FOUND			
61	S2#145	C470 2-METHYLNAPHTHALENE	142			2	NOT FOUND			
62	S3# 10	1,2,4,5-TETRACHLOROBENZE	214			3	NOT FOUND			
63	S3# 15	ISOSAFROLE (#1)	162			3	NOT FOUND			
64	S3# 20	C510 HEXACHLOROCYCLOPENT	237			3	NOT FOUND			
65	S3# 25	C515 2,4,6-TRICHLOROPHEN	196			3	NOT FOUND			
66	S3# 30	C520 2,4,5-TRICHLOROPHEN	196			3	NOT FOUND			
67	S3# 35	ISOSAFROLE (#2)	104			3	NOT FOUND			
68	S3# 40	C525 2-CHLORONAPHTHALENE	162			3	NOT FOUND			
69	S3# 42	1-CHLORONAPHTHALEN	162			3	NOT FOUND			
70	S3# 45	C530 2-NITROANALINE	65			3	NOT FOUND			
71	S3# 50	1,4-NAPHTHOQUINONE	158			3	NOT FOUND			
72	S3# 55	C535 DIMETHYLPHTHALATE	163			3	NOT FOUND			
73	S3# 60	1,3-DINITROBENZENE	168			3	NOT FOUND			
74	S3# 65	C540 ACENAPHTHYLENE	152			3	NOT FOUND			
75	S3# 70	C543 2,6-DINITROTOLUENE	165			3	NOT FOUND			
76	S3# 75	C545 3-NITROANILINE	138			3	NOT FOUND			
77	S3# 80	C550 ACENAPHTHENE	153			3	NOT FOUND			
78	S3# 85	C555 2,4-DINITROPHENOL	184			3	NOT FOUND			
79	S3# 90	C565 DIBENZOFURAN	168			3	NOT FOUND			
80	S3# 95	C560 4-NITROPHENOL	109			3	NOT FOUND			
81	S3#100	PENTACHLOROBENZENE	250			3	NOT FOUND			
82	S3#105	C570 2,4-DINITROTOLUENE	165			3	NOT FOUND			
83	S3#110	1-NAPHTHYLAMINE	143			3	NOT FOUND			
84	S3#115	2-NAPHTHYLAMINE	143			3	NOT FOUND			
85	S3#120	2,3,4,6-TETRACHLOROPHENO	232			3	NOT FOUND			
86	S3#130	C580 DIETHYLPHTHALATE	149			3	NOT FOUND			
87	S3#135	C590 FLUORENE	166			3	NOT FOUND			
88	S3#140	C585 4-CHLOROPHENYL-PHEN	204			3	NOT FOUND			
89	S3#145	5-NITRO-O-TOLUIDINE	152			3	NOT FOUND			
90	S3#150	C595 4-NITROANALINE	138			3	NOT FOUND			
91	S4# 10	C610 4,6-DINITRO-2-METHY	198			4	NOT FOUND			
92	S4# 15	C615 N-NITROSODIPHENYLAM	169			4	NOT FOUND			
93	S4# 20	C620 AZOBENZENE	77			4	NOT FOUND			
94	S4# 25	SYM-TRINITROBENZENE	75			4	NOT FOUND			
95	S4# 30	C625 4-BROMOPHENYL-PHENY	248			4	NOT FOUND			
96	S4# 35	PHENACETIN	108			4	NOT FOUND			
97	S4# 37	DIALLATE	234			4	NOT FOUND			
98	S4# 40	C630 HEXACHLOROBENZENE	284			4	NOT FOUND			
99	S4# 45	4-AMINOBIPHENYL	169			4	NOT FOUND			
100	S4# 50	C635 PENTACHLOROPHENOL	266			4	NOT FOUND			
101	S4# 55	PRONAMIDE	173			4	NOT FOUND			
102	S4# 60	PENTACHLORONITROBENZENE	237			4	NOT FOUND			
103	S4# 65	C640 PHENANTHRENE	178			4	NOT FOUND			
104	S4# 70	C645 ANTHRACENE	178			4	NOT FOUND			
105	S4# 75	2SECBUTYL-4,6-DINITROPHE	211			4	NOT FOUND			
106	S4# 80	C647 CARBAZOLE	167			4	NOT FOUND			
107	S4# 85	C650 DI-N-BUTYLPHTHALATE	149	A BB	1227	4	732.	1.247	0.288	
108	S4#100	4-NITROQUINOLINE-1-OXIDE	190			4	NOT FOUND			
109	S4#105	METHAPYRILENE	58			4	NOT FOUND			
110	S4#106	ISODRIN	193			4	NOT FOUND			

1717

```
111 S4#110 C655 FLUORANTHENE        202       4  NOT FOUND
112 S4#120 CHLOROBENZILATE          139       4  NOT FOUND
113 S5# 10 C710 BENZIDINE           184       5  NOT FOUND
114 S5# 15 C715 PYRENE              202       5  NOT FOUND
115 S5# 20 ARAMITE (#1)             185       5  NOT FOUND
116 S5# 25 ARAMITE (#2)             185       5  NOT FOUND
117 S5# 30 P-DIMETHYLAMINOAZOBENZEN 120       5  NOT FOUND
118 S5# 35 3,3'-DIMETHYLBENZIDINE   212       5  NOT FOUND
119 S5# 37  KEPONE                  272       5  NOT FOUND
120 S5# 40 C720 BUTYLBENZYLPHTHALAT 149       5  NOT FOUND
121 S5# 45 2-ACETYLAMINOFLUORENE    181       5  NOT FOUND
122 S5# 50 C730 BENZO(A)ANTHRACENE  228       5  NOT FOUND
123 S5# 55 C725 3,3'-DICHLOROBENZID 252       5  NOT FOUND
124 S5# 60 C740 CHRYSENE            228       5  NOT FOUND
125 S5# 65 C745 BIS(2-ETHYLHEXYL)PH 149 A BB 1604  5      738. 0.980    0.395
126 S5# 85 3-METHYLCHOLANTHRENE     268       5  NOT FOUND
127 S6# 10 C760 DI-N-OCTYL PHTHALAT 149       6  NOT FOUND
128 S6# 15 C765 BENZO(B)FLUORANTHEN 252       6  NOT FOUND
129 S6# 20 7,12-DIMETHYLBENZANTHRAC 256       6  NOT FOUND
130 S6# 25 C770 BENZO(K)FLUORANTHEN 252       6  NOT FOUND
131 S6# 30 HEXACHLOROPHENE          196       6  NOT FOUND
132 S6# 35 C775 BENZO(A)PYRENE      252       6  NOT FOUND
133 S6# 55 C780 INDENO(1,2,3-CD)PYR 276       6  NOT FOUND
134 S6# 60 C785 DIBENZ(A,H)ANTHRACE 278       6  NOT FOUND
135 S6# 65 C790 BENZO(G,H,I)PERYLEN 276       6  NOT FOUND
```

BNA, S LIBRARIES ANALYST: _____ DATE: _____

QUANTERRA Internal Standard Check

Standard Filename: ST16980902 Analyzed: 09/02/98 14:53

Standard	IS# 1 Area	%	RT	IS# 2 Area	%	RT	IS# 3 Area	%	RT
ST16980902	23319.		3.78	79260.		5.91	43605.		9.22
Upper Limit	46638.	=+200	4.28	158519.	=+200	6.41	87211.	=+200	9.72
Lower Limit	11659.	=+ 50	3.28	39630.	=+ 50	5.41	21803.	=+ 50	8.72
Filename									
1 300681MBSFI	24026.	= 103	3.78	80168.	= 101	5.90	46995.	= 107	9.21

IS# 1 = CI30 1,4-DICHLOROBENZENE-D4
IS# 2 = CI40 NAPHTHALENE-D8
IS# 3 = CI50 ACENAPHTHENE-D10

* - indicates an I.S. is outside QC limit(s)

Standard	IS# 4 Area	%	RT	IS# 5 Area	%	RT	IS# 6 Area	%	RT
ST16980902	76218.		12.09	51424.		17.27	44306.		19.84
Upper Limit	152436.	=+200	12.59	102848.	=+200	17.77	88612.	=+200	20.34
Lower Limit	38109.	=+ 50	11.59	25712.	=+ 50	16.77	22153.	=+ 50	19.34
Filename									
1 300681MBSFI	81567.	= 107	12.08	76304.	= 148	17.26	67873.	= 153	19.83

IS# 4 = CI60 PHENANTHRENE-D10
IS# 5 = CI70 CHRYSENE-D12
IS# 6 = CI75 PERYLENE-D12

* - indicates an I.S. is outside QC limit(s)

Data Reduced by: ____ Date: ____ Data File: 300681MBSFI
Data Reviewed by: ____ Date: ____

QUANTERRA GC/MS TIC REPORT (Part 1)

Sample: SBLKSF 01AUG98-16A 1SA/1ML INST. ID: F16
Analyst: DAT Date Analyzed: 09/02/98 16:29
Run Factor: 1.00

#	SCAN	Concentration in Sample (UG/A)	CAS #
1	486	4.5	541-02-6
	CYCLOPENTASILOXANE, DECAMETHYL-		
2	665	6.0	540-97-6
	CYCLOHEXASILOXANE, DODECAMETHYL-		

DATA FILE: 300681MBSFI

QUANTERRA GC/MS TIC REPORT (Part 2)

CONCENTRATION = AREA(TIC)*CONC(IS)/AREA(IS)

#	FIT	PURITY	INT. STD.	RT	RRT	AREA	HEIGHT	AMOUNT AS ANALYZED (UG/ML)	LIB	LIB #
1	945	872	1	5:24	0.917	19664.	7045.	4.476	NB	51262.
2	901	836	1	7:23	1.255	26330.	9065.	5.993	NB	56707.

Library Search Data: 300681MBSFI # 486 Base m/z: 73
09/02/98 16:29:00 + 5:24 Cali: 300681MBSFI # 3 RIC: 6464.
Sample: SBLKSF 01AUG98-16A 1SA/1ML INST. ID: F16
Conds.: UG/ML *1ML *100%/100% *(NA/NA)/1SA NA M
Enhanced (S 15B 2N OT)

52231 spectra in LIBRARYNB searched for maximum PURITY
530 matched at least 3 of the 16 largest peaks in the unknown

Rank	In.	Name
1	51262	CYCLOPENTASILOXANE, DECAMETHYL-
2	51292	BENZOIC ACID, 2,6-BIS[(TRIMETHYLSILYL)OXY]-, TRIMETHYLSILYL ESTER
3	55755	3,4-DIHYDROXYMANDELIC ACID, ETHYL ESTER, TRI-TMS
4	51291	BENZOIC ACID, 2,5-BIS(TRIMETHYLSILOXY)-, TRIMETHYLSILYL ESTER
5	60158	N-(TRIFLUOROACETYL)-N,O,O',O''-TETRAKIS(TRIMETHYLSILYL)NOREPINEPHRI*
6	58322	N-(TRIFLUOROACETYL)-O,O',O''-TRIS(TRIMETHYLSILYL)NOREPINEPHRINE
7	58803	N-(TRIFLUORACETYL)-O,O',O"-TRIS(TRIMETHYLSILYL)EPINEPHRINE
8	60335	BENZENEETHANAMINE, N-[(PENTAFLUOROPHENYL)METHYLENE]-.BETA.,3,4-TRIS*
9	49864	3,4-DIHYDROXYBENZYL ALCOHOL,TRIS(TRIMETHYLSILYL)-

Rank	Formula	M.Wt	B.Pk	Purity	Fit	RFit
	C10.H30.O5.SI5	370	73	872	945	891
	C16.H30.O4.SI3	370	73	664	775	728
	C19.H36.O5.SI3	428	355	596	677	660
	C16.H30.O4.SI3	370	355	592	665	660
	C22.H42.O4.N.F3.SI4	553	73	589	749	621
	C19.H34.O4.N.F3.SI3	481	73	577	711	628
	C20.H36.O4.N.F3.SI3	495	73	561	710	616
	C24.H34.O3.N.F5.SI3	563	355	558	699	607
	C16.H32.O3.SI3	356	73	549	792	601

Rank	Ret.Time	B.P.Int.	US.Par.1	US.Par.2	C.A.S. #
	—	—	—	—	541-02-6
	—	—	—	—	3782-85-2
	—	—	—	—	- -
	—	—	—	—	3618-20-0
	—	—	—	—	- -
	—	—	—	—	- -
	—	—	—	—	- -
	—	—	—	—	55429-13-5
	—	—	—	—	68595-79-9

1722

MID LIBRARY SEARCH (LIBRARYNB)
09/02/98 16:29:00 + 5:24
SAMPLE: SBLKSF 01AUG98-16A 15A/1ML
CONDS.: UG/ML *1ML *100%/100% *(NA/NA)/15A
ENHANCED (S 15B 2N 0T)

DATA: 300681MBSFI # 486
CALI: 300681MBSFI # 3
INST. ID: F16
NA M

BASE M/Z: 73
RIC: 6464.

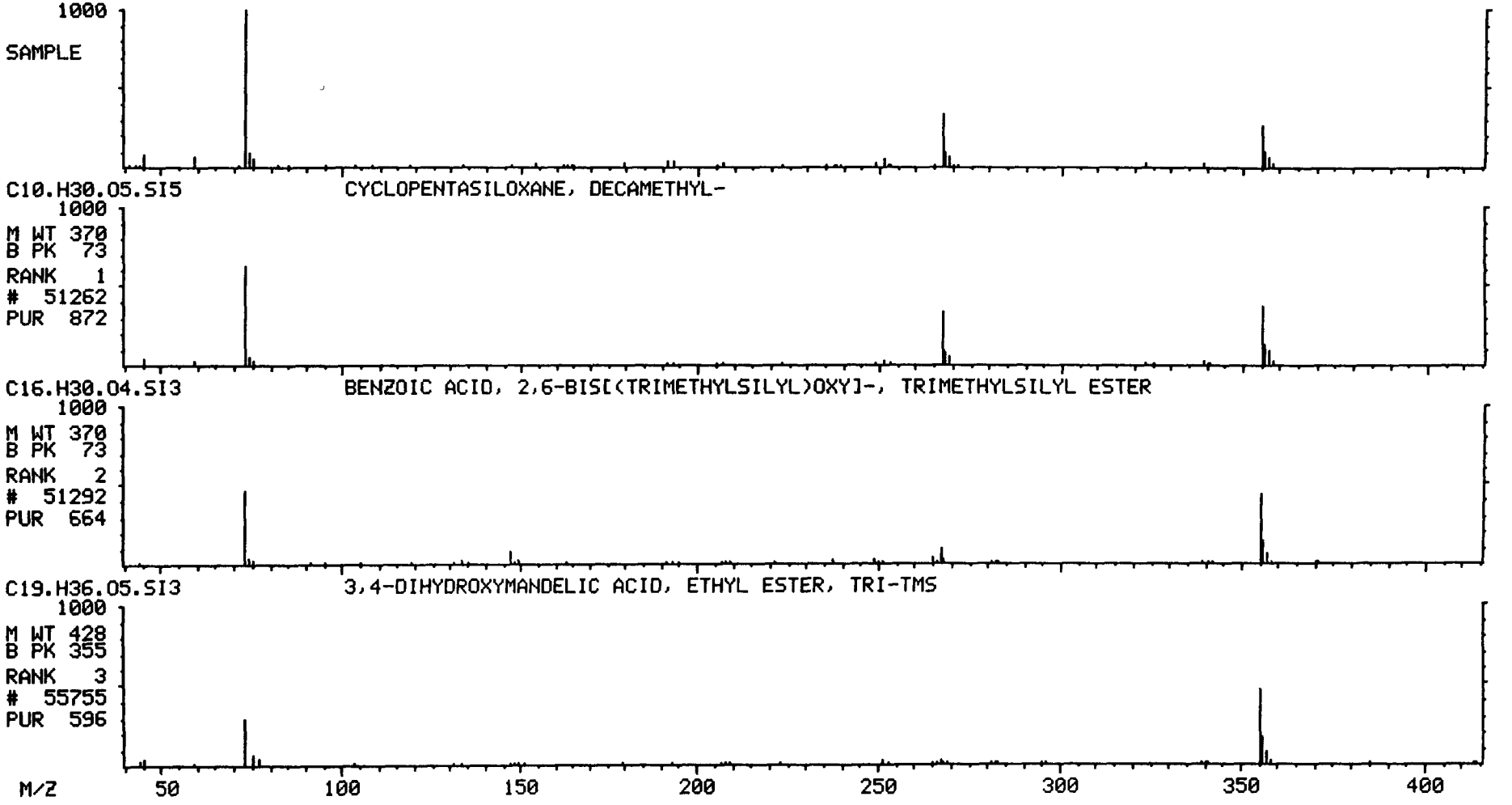

Library Search Data: 300681MBSFI # 665 Base m/z: 73
09/02/98 16:29:00 + 7:24 Cali: 300681MBSFI # 3 RIC: 8352.
Sample: SBLKSF 01AUG98-16A 1SA/1ML INST. ID: F16
Conds.: UG/ML *1ML *100%/100% *(NA/NA)/1SA NA M
Enhanced (S 15B 2N OT)

62231 spectra in LIBRARYNB searched for maximum PURITY
425 matched at least 3 of the 16 largest peaks in the unknown

Rank	In.	Name
1	56707	CYCLOHEXASILOXANE, DODECAMETHYL-
2	59692	1,1,1,5,7,7,7-HEPTAMETHYL-3,3,5-TRIS(TRIMETHYLSILOXY)TETRASILOXANE
3	58659	1,1,1,3,5,7,9,11,11,11-DECAMETHYL-5-(TRIMETHYLSILOXY)HEXASILOXANE
4	58080	3,3,5-TRIETHOXY-1,1,1,7,7,7-HEXAMETHYL-5-(TRIMETHYLSILYLOXY)TETRASI*
5	48333	2H-1,4-BENZODIAZEPIN-2-ONE, 7-CHLORO-1,3-DIHYDRO-5-PHENYL-1-(TRIMET*
6	56710	1,1,1,5,7,7,7-HEPTAMETHYL-3,3-BIS(TRIMETHYLSILOXY)TETRASILOXANE
7	49835	ACETIC ACID, [BIS[(TRIMETHYLSILYL)OXY]PHOSPHINYL]-, TRIMETHYLSILYL *
8	60248	3,3,5-TRIBUTOXY-1,1,1,7,7,7-HEXAMETHYL-5-(TRIMETHYLSILOXY)TETRASILO*
9	48319	1,3,5-TRIS(TRIMETHYLSILOXY)BENZENE

Rank	Formula	M.Wt	B.Pk	Purity	Fit	RFit
1	C12.H36.O6.SI6	444	73	836	901	855
2	C16.H48.O6.SI7	532	73	546	721	729
3	C13.H42.O6.SI7	490	73	471	678	650
4	C15.H42.O7.SI5	474	73	458	569	614
5	C18.H19.O.N2.CL.SI	342	73	447	776	517
6	C13.H40.O5.SI6	444	73	430	588	600
7	C11.H29.O5.P.SI3	356	341	418	569	660
8	C21.H54.O7.SI5	558	73	399	505	590
9	C15.H30.O3.SI3	342	342	372	540	435

ank	Ret.Time	B.P.Int.	US.Par.1	US.Par.2	C.A.S. #
	—	—	—	—	540-97-6
	—	—	—	—	34915-06-5
	—	—	—	—	50694-26-3
	—	—	—	—	- -
	—	—	—	—	55299-24-6
	—	—	—	—	38147-00-1
	—	—	—	—	53044-27-2
	—	—	—	—	72439-86-2
	—	—	—	—	10586-12-6

MID LIBRARY SEARCH (LIBRARYNB)
09/02/98 16:29:00 + 7:24
SAMPLE: SBLKSF 01AUG98-16A 1SA/1ML
CONDS.: UG/ML *1ML *100%/100% *(NA/NA)/1SA
ENHANCED (S 15B 2N 0T)

DATA: 300681MBSFI # 665
CALI: 300681MBSFI # 3
INST. ID: F16

BASE M/Z: 73
RIC: 8352.

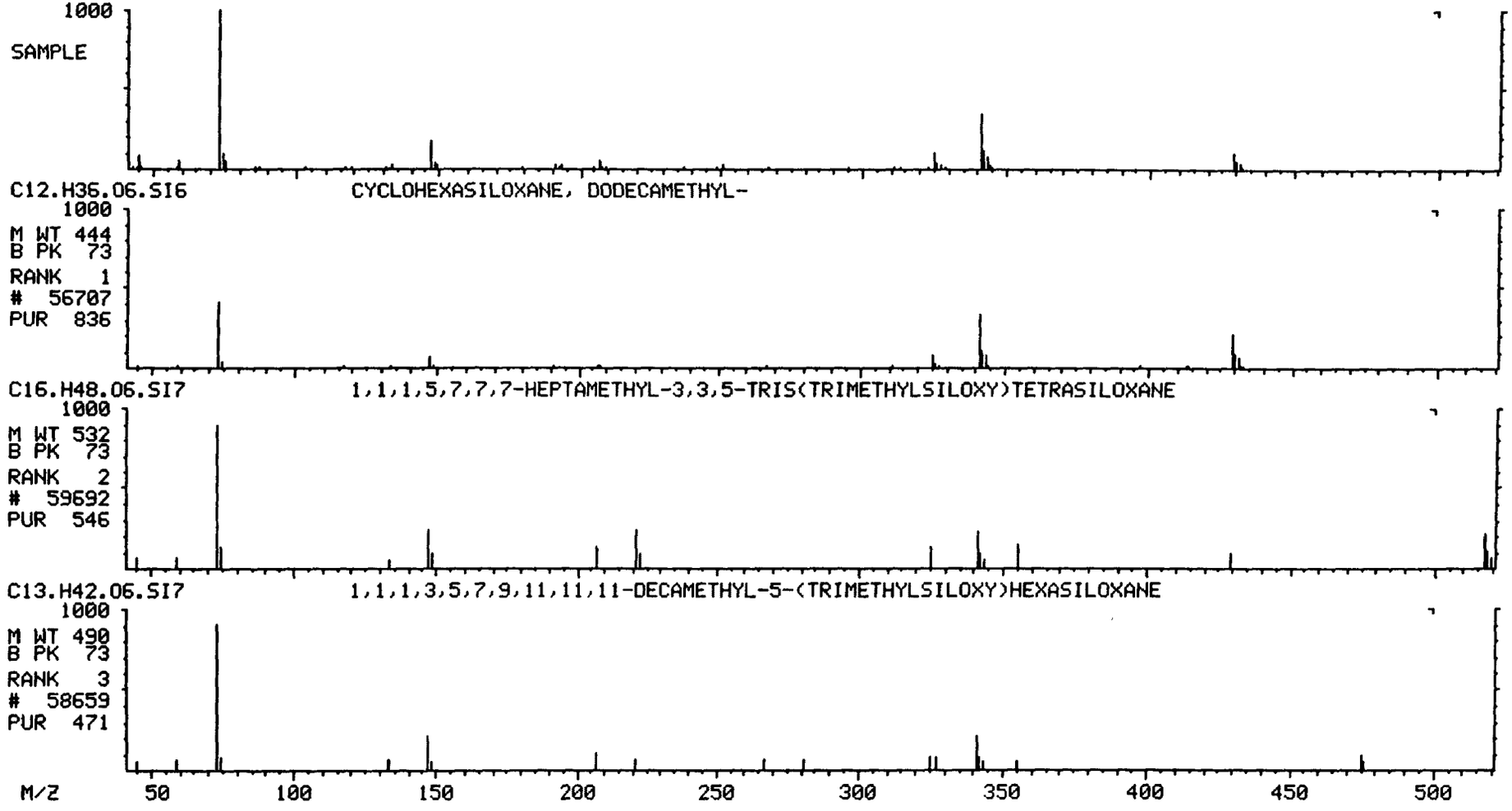

TIC SELECTION REPORT

DATA FILE: 300681MBSFI

THE FOLLOWING PEAKS WERE REJECTED BECAUSE AT LEAST 40 % OF THEIR SIZE WAS ACCOUNTED FOR BY TARGET COMPOUNDS ELUTING WITHIN 4 SCANS OF THE PEAK TOP.

SCAN	SIZE	AMOUNT
197	98212.	22.354
308	55052.	12.530
340	149548.	34.039
422	65244.	14.850
530	175738.	40.000
723	113212.	19.967
828	226798.	40.000
969	163679.	30.306
1086	216033.	40.000
1384	260393.	44.628
1384	260393.	44.628
1552	233390.	40.000
1784	229389.	40.000

TOTAL NUMBER OF UNIDENTIFIED PEAKS WITH SIZE GREATER THAN 10 % OF THE CLOSEST INTERNAL STANDARD THAT DOES NOT HAVE INTERFERENCES = 2

INTERNAL STANCARDS THAT HAVE RIC SIZE LESS THAN 50 % OR GREATER THAN 200 % OF THE ESTIMATED RIC SIZE ARE CONSIDERED TO HAVE INTERFERENCES AND WILL NOT BE USED FOR QUANTITATION.

#	INTERNAL STANDARD	RIC SIZE	PERCENT OF ESTIMATED RIC SIZE	SCAN
1	C140 NAPHTHALENE-D8	175738.	137	530
2	C150 ACENAPHTHENE-D10	226798.	134	828
3	C160 PHENANTHRENE-D10	216033.	116	1086
4	C170 CHRYSENE-D12	233390.	124	1552
5	C175 PERYLENE-D12	229389.	126	1784

* INDICATES INTERFERENCE

SIZE = AREA

Laboratory/Duplicate Control Sample

DUPLICATE CONTROL SAMPLE REPORT
Semivolatile Organics by GC/MS
Project: 300681

Category: 8270-G Acid, Base and Neutrals by GC/MS.
Testcode: 8270-TCL-G Method: 0010/8270
Matrix: FILTER Concentration Units: ug/sample
QC Lot: 31 JUL 98-16A Analyzed Date: 31 AUG 98 Time: 18:30

Analyte	Concentration Spiked	Measured DCS1	Measured DCS2	Accuracy (%) DCS1	Accuracy (%) DCS2	Limits	Precision (RPD) DCS	Limit	
Phenol	100	83.4	87.9	83	88	47-108	5.3	18	
2-Chlorophenol	100	83.7	87.9	84	88	47-113	4.9	20	
1,4-Dichlorobenzene	50.0	43.4	44.9	87	90	42-114	3.4	22	
N-Nitroso-di-n-propylamine	50.0	38.3	40.9	77	82	46-107	6.6	15	
1,2,4-Trichlorobenzene	50.0	43.1	45.9	86	92	45-118	6.3	16	
4-Chloro-3-methylphenol	100	78.6	85.8	79	86	55-118	8.8	13	
Acenaphthene	50.0	46.6	50.2	93	100	54-119	7.4	10	
4-Nitrophenol	100	78.8	89.6	79	90	43-166	13	17	
2,4-Dinitrotoluene	50.0	45.3	49.0	91	98	59-113	7.8	10	
Pentachlorophenol	100	83.4	93.6	83	94	59-128	12	10	*
Pyrene	50.0	48.0	50.7	96	101	45-140	5.5	11	

Surrogate	Concentration Spiked	Measured DCS1	Measured DCS2	Accuracy(%) DCS1	Accuracy(%) DCS2	Limits
Nitrobenzene-d5	50	40	40	79	79	45-107
2-Fluorobiphenyl	50	45	46	90	92	62-110
Terphenyl-d14	50	40	40	79	80	58-135
Phenol-d5	100	80	81	80	81	43-130
2-Fluorophenol	100	77	74	77	74	36-111
2,4,6-Tribromophenol	100	84	84	84	84	58-131

ote *: Outside of RPD limits.
alculations are performed before rounding to avoid round-off errors in calculated results.

QUANTERRA GC/MS

Target Compound Data Summary Sheet

Data File: 300681MBXMS
Std Id: ST16980831

Sample: DCS-A 31JUL98-16A 1/3SA/1ML
INST. ID: F16
Client: PACIFI
Date Analyzed: 08/31/98 18:00
Analyst: DAT Instrument ID: F16
Run Factor: 3.00
Quan List Threshold: 0.95
Surrogate Vol.: 1.00

Surrogate Spike Recoveries
8270-G, LIMS 10/10/96

Surrogate	Surrogate Amount (ug) Spiked	Measured	% Recovery Measured	QC limits
CS20 NITROBENZENE-D5	50.00	39.70	79.4	45 107
CS25 2-FLUOROBIPHENY	50.00	44.80	89.6	62 110
CS30 TERPHENYL-D14	50.00	39.60	79.2	58 135
CS45 PHENOL-D5	100.0	80.00	80.0	43 130
CS50 2-FLUOROPHENOL	100.0	77.20	77.2	36 111
CS55 2,4,6-TRIBROMOP	100.0	83.90	83.9	58 131

Target Compounds: MS

Parameter	Scan	Result	Units	Reporting Limit (J values)
CS70 2-CHLOROPHENOL-D4		ND	UG/A	30.0
CS75 1,2-DICHLOROBNZN-D4	340	~~130. 43.9~~	UG/A	30.0
C315 PHENOL	309	83.4 250. ~~83.3~~	UG/A	30.0
C330 2-CHLOROPHENOL	314	43.4 250. 83.3	UG/A	30.0
C340 1,4-DICHLOROBENZENE	342	3 130. 43.3	UG/A	30.0
C370 N-NITROSO-DI-N-PROPYLAM	408	38. 110.	UG/A	30.0
C445 1,2,4-TRICHLOROBENZENE	524	130.	UG/A	30.0
C465 4-CHLORO-3-METHYLPHENO	649	240.	UG/A	30.0
C550 ACENAPHTHENE	833	140.	UG/A	30.0
C560 4-NITROPHENOL	885	240.	UG/A	150.0
C570 2,4-DINITROTOLUENE	878	140.	UG/A	30.0
C635 PENTACHLOROPHENOL	1061	250.	UG/A	150.0
C715 PYRENE	1334	140.	UG/A	30.0

See Quan report for adjusted amounts found.

9/17/98

9/17/98

Reviewed by: 9/17/98

1729

DATA FROM FILE: 300681MBXMS SCANS 230 TO 1200 ACQUIRED: 08/31/98 18:00:00
CALI: 300681MBXMS #3
SAMPLE: DCS-A 31JUL98-16A 1/3SA/1ML INST. ID: F16
CONDS.: UG/ML *1ML *100%/100% *(NA/NA)/1/3SA NA M

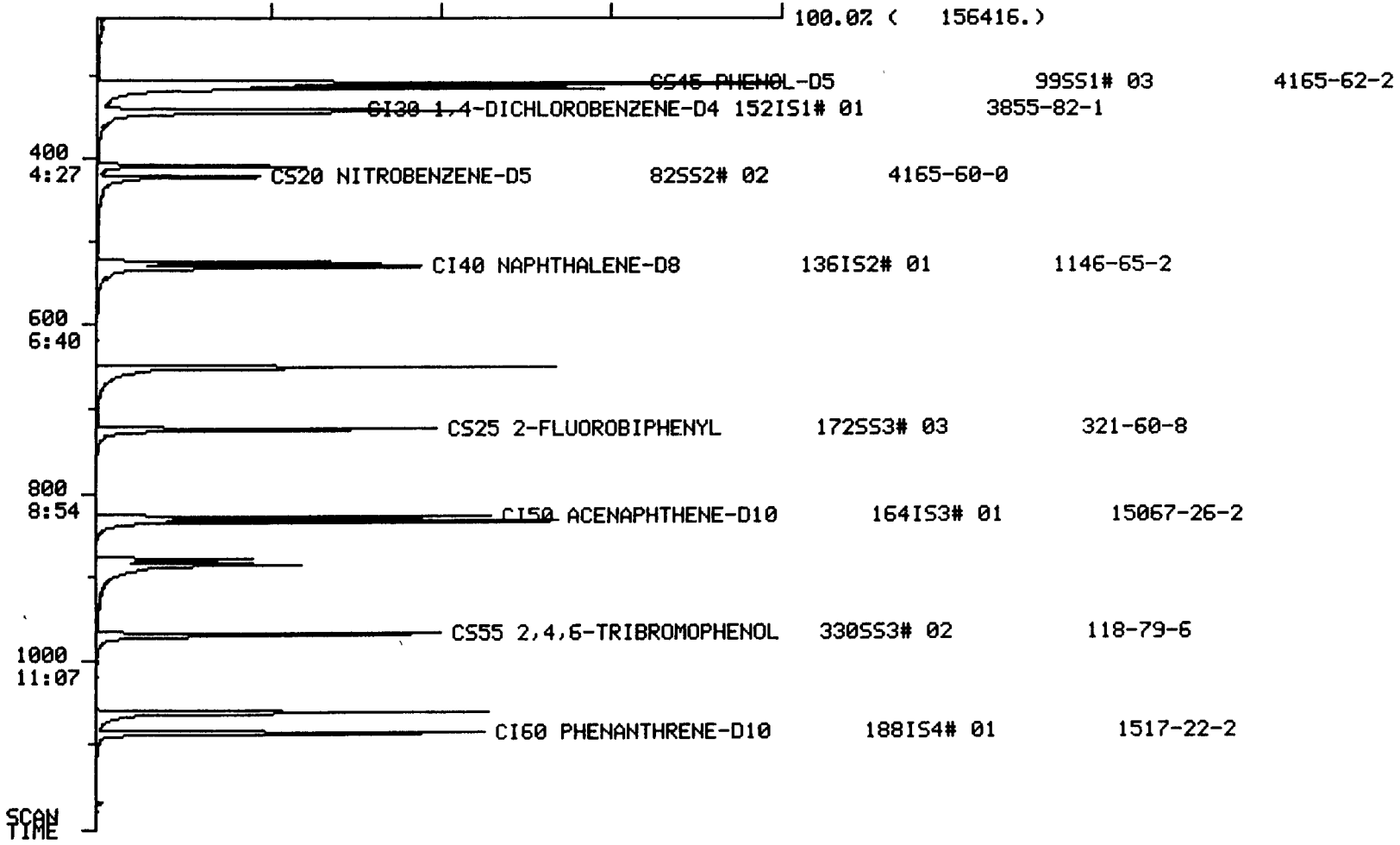

DATA FROM FILE: 300681MBXMS SCANS 1200 TO 2158 ACQUIRED: 08/31/98 18:00:00
CALI: 300681MBXMS #3
SAMPLE: DCS-A 31JUL98-16A 1/3SA/1ML INST. ID: F16
CONDS.: UG/ML *1ML *100%/100% *(NA/NA)/1/3SA NA M



STANDARD USED FOR THIS REPORT IS ST16980831 REPORT PRINTED: 9/01/98 11:21:12

ADDITIONAL STANDARD USED FOR THIS REPORT IS: ST16980831A

QUANTERRA QUANTITATION SUMMARY File: 300681MBXMS

Sample: DCS-A 31JUL98-16A 1/3SA/1ML INST. ID: F16
Analyst: DAT Instrument Id: F16 Analyzed: 08/31/98 18:00

Compounds with amounts less than 0.20 reported as NOT FOUND

Units: UG/ML

No	Library Entry	Name	Mass	Meth	Scan	Ref	Area	RRF(L)	Amount
1	S1# 1 C130	1,4-DICHLOROBENZENE	152	A BB	340	1	27622.	1.000	40.000
2	S2# 1 C140	NAPHTHALENE-D8	136	A BB	529	2	96564.	1.000	40.000
3	S3# 1 C150	ACENAPHTHENE-D10	164	A BB	828	3	53847.	1.000	40.000
4	S4# 1 C160	PHENANTHRENE-D10	188	A BB	1086	4	91222.	1.000	40.000
5	S5# 1 C170	CHRYSENE-D12	240	A BB	1551	5	71648.	1.000	40.000
6	S6# 1 C175	PERYLENE-D12	264	A BB	1783	6	59838.	1.000	40.000
7	S2# 2 CS20	NITROBENZENE-D5	82	A BB	421	2	45031.	0.470	39.726
8	S3# 3 CS25	2-FLUOROBIPHENYL	172	A BB	723	3	74360.	1.234	44.752
9	S5# 2 CS30	TERPHENYL-D14	244	A BB	1383	5	70651.	0.995	39.633
10	S1# 3 CS45	PHENOL-D5	99	A BB	307	1	111877.	2.025	79.986
11	S1# 2 CS50	2-FLUOROPHENOL	112	A BB	196	1	72896.	1.368	77.152
12	S3# 2 CS55	2,4,6-TRIBROMOPHENO	330	A BB	968	3	26620.	0.236	83.911
13	S1# 5 CS70	2-CHLOROPHENOL-D4	132		1	NOT FOUND			
14	S1# 6 CS75	1,2-DICHLOROBNZN-D4	152	A BB	340	1	27622.	0.920	43.476
15	S1#105 C315	PHENOL	94	A BB	309	1	113308.	1.968	83.383
16	S1#115 C330	2-CHLOROPHENOL	128	A BB	314	1	86494.	1.497	83.677
17	S1#130 C340	1,4-DICHLOROBENZENE	146	A BB	342	1	48430.	1.617	43.359
18	S1#190 C370	N-NITROSO-DI-N-PROP	70	A BB	408	1	23952.	0.906	38.290
19	S2# 55 C445	1,2,4-TRICHLOROBENZ	180	A BB	524	2	34453.	0.331	43.126
20	S2#130 C465	4-CHLORO-3-METHYLPH	107	A BB	649	2	64106.	0.338	78.625
21	S3# 80 C550	ACENAPHTHENE	153	A BB	833	3	72613.	1.159	46.555
22	S3# 95 C560	4-NITROPHENOL	109	A BB	885	3	18323.	0.173	78.836
23	S3#105 C570	2,4-DINITROTOLUENE	165	A BB	878	3	24212.	0.397	45.277
24	S4# 50 C635	PENTACHLOROPHENOL	266	A BB	1061	4	29475.	0.155	83.363
25	S5# 15 C715	PYRENE	202	A BB	1334	5	113602.	1.323	47.954

BNA, S LIBRARIES ANALYST: ____ DATE: _____

QUANTERRA Internal Standard Check

Standard Filename: ST16980831 Analyzed: 08/31/98 12:31

Standard	IS# 1 Area	%	RT	IS# 2 Area	%	RT	IS# 3 Area	%	RT
ST16980831	28649.		3.78	100432.		5.90	54347.		9.21
Upper Limit	57297.=+200		4.28	200864.=+200		6.40	108695.=+200		9.71
Lower Limit	14324.=+ 50		3.28	50216.=+ 50		5.40	27174.=+ 50		8.71
Filename									
1 300681MBXMS	27622.=	96	3.78	96564.=	96	5.88	53847.=	99	9.21

IS# 1 = CI30 1,4-DICHLOROBENZENE-D4
IS# 2 = CI40 NAPHTHALENE-D8
IS# 3 = CI50 ACENAPHTHENE-D10

* - indicates an I.S. is outside QC limit(s)

Standard	IS# 4 Area	%	RT	IS# 5 Area	%	RT	IS# 6 Area	%	RT
ST16980831	98520.		12.08	62289.		17.26	50750.		19.83
Upper Limit	197039.=+200		12.58	124578.=+200		17.76	101500.=+200		20.33
Lower Limit	49260.=+ 50		11.58	31145.=+ 50		16.76	25375.=+ 50		19.33
Filename									
1 300681MBXMS	91222.=	92	12.08	71648.=	115	17.25	59838.=	117	19.83

IS# 4 = CI60 PHENANTHRENE-D10
IS# 5 = CI70 CHRYSENE-D12
IS# 6 = CI75 PERYLENE-D12

* - indicates an I.S. is outside QC limit(s)

QUANTERRA GC/MS
Target Compound Data Summary Sheet

Data File: 300681MBXDS
Std Id: ST16980831

ample: DCS-AD 31JUL98-16A 1/3SA/1ML INST. ID: F16
lient: PACIFI Date Analyzed: 08/31/98 18:30
nalyst: DAT Instrument ID: F16 Run Factor: 3.00
uan List Threshold: 0.95 Surrogate Vol.: 1.00

Surrogate Spike Recoveries
8270-G, LIMS 10/10/96

Surrogate	Surrogate Amount (ug) Spiked	Measured	% Recovery Measured	QC limits
S20 NITROBENZENE-D5	50.00	39.50	79.0	45 107
S25 2-FLUOROBIPHENY	50.00	46.00	92.0	62 110
S30 TERPHENYL-D14	50.00	40.20	80.4	58 135
S45 PHENOL-D5	100.0	80.60	80.6	43 130
S50 2-FLUOROPHENOL	100.0	74.20	74.2	36 111
S55 2,4,6-TRIBROMOP	100.0	83.90	83.9	58 131

Target Compounds: MS

Parameter	Scan	Result	Units	Reporting Limit (J values)
S70 2-CHLOROPHENOL-D4		ND	UG/A	30.0
S75 1,2-DICHLOROBNZN-D4	340	130.	UG/A	30.0
315 PHENOL	309	260.	UG/A	30.0
330 2-CHLOROPHENOL	314	260.	UG/A	30.0
340 1,4-DICHLOROBENZENE	343	130.	UG/A	30.0
370 N-NITROSO-DI-N-PROPYLAM	408	120.	UG/A	30.0
445 1,2,4-TRICHLOROBENZENE	524	140.	UG/A	30.0
465 4-CHLORO-3-METHYLPHENO	649	260.	UG/A	30.0
550 ACENAPHTHENE	834	150.	UG/A	30.0
560 4-NITROPHENOL	885	270.	UG/A	150.0
570 2,4-DINITROTOLUENE	878	150.	UG/A	30.0
635 PENTACHLOROPHENOL	1061	280.	UG/A	150.0
715 PYRENE	1334	150.	UG/A	30.0

Reviewed by: K 9/17/96

DATA FROM FILE: 300681MBXDS SCANS 230 TO 1200 ACQUIRED: 08/31/98 18:30:00
CALI: 300681MBXDS #3
SAMPLE: DCS-AD 31JUL98-16A 1/3SA/1ML INST. ID: F16
CONDS.: UG/ML *1ML *100%/100% *(NA/NA)/1/3SA NA M

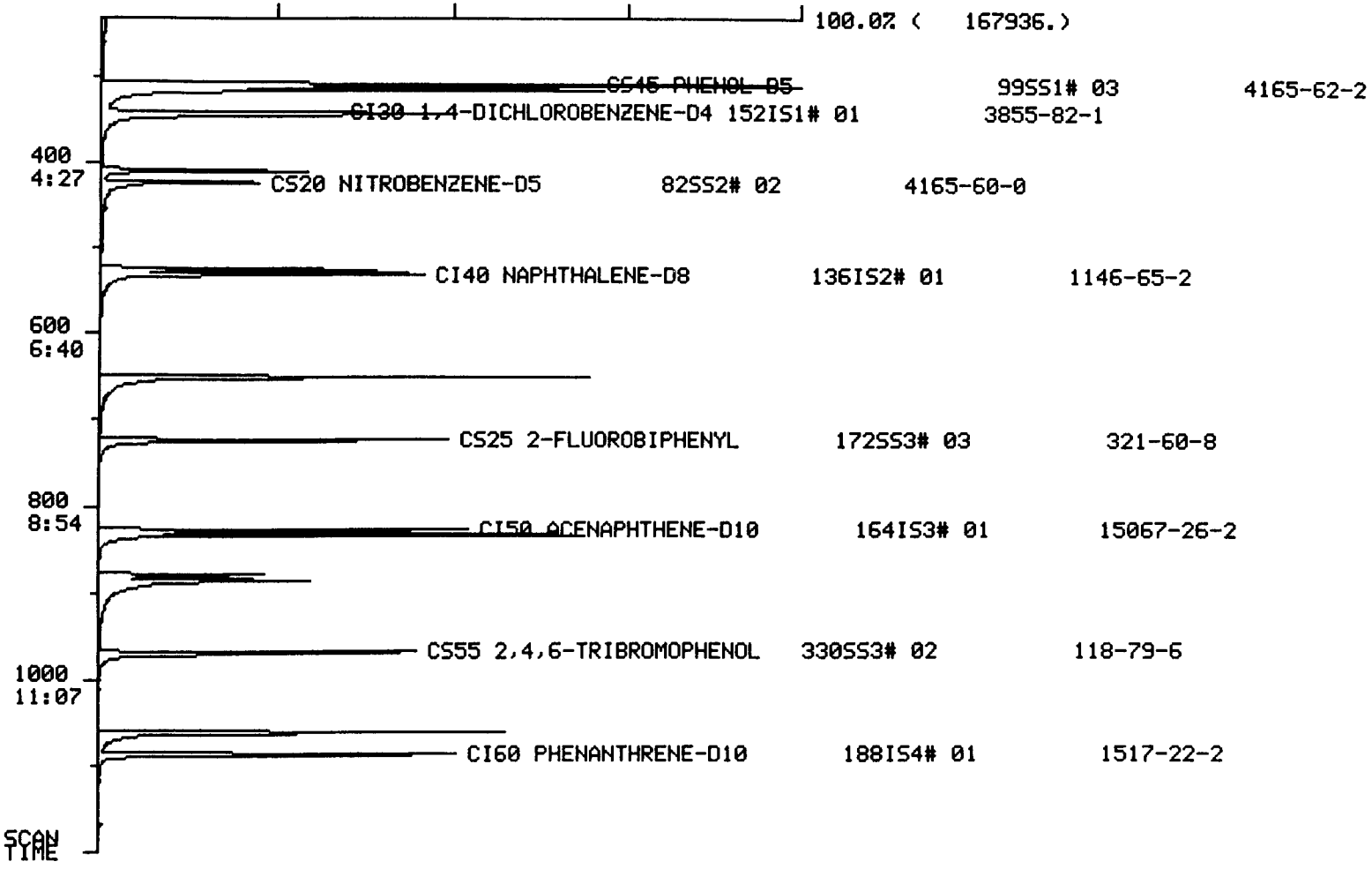

DATA FROM FILE: 300681MBXDS SCANS 1200 TO 2158 ACQUIRED: 08/31/98 18:30:00
CALI: 300681MBXDS #3
SAMPLE: DCS-AD 31JUL98-16A 1/35A/1ML INST. ID: F16
CONDS.: UG/ML *1ML *100%/100% *(NA/NA)/1/35A NA M



STANDARD USED FOR THIS REPORT IS ST16980831 REPORT PRINTED: 9/01/98 11:29:21

ADDITIONAL STANDARD USED FOR THIS REPORT IS: ST16980831A

QUANTERRA QUANTITATION SUMMARY File: 300681MBXDS

Sample: DCS-AD 31JUL98-16A 1/3SA/1ML INST. ID: F16
Analyst: DAT Instrument Id: F16 Analyzed: 08/31/98 18:30

Compounds with amounts less than 0.20 reported as NOT FOUND

Units: UG/ML

No	Library Entry	Name	Mass	Meth	Scan	Ref	Area	RRF(L)	Amount
1	S1# 1	CI30 1,4-DICHLOROBENZENE	152	A BB	340	1	27374.	1.000	40.000
2	S2# 1	CI40 NAPHTHALENE-D8	136	A BB	530	2	96718.	1.000	40.000
3	S3# 1	CI50 ACENAPHTHENE-D10	164	A BB	828	3	53018.	1.000	40.000
4	S4# 1	CI60 PHENANTHRENE-D10	188	A BB	1086	4	87510.	1.000	40.000
5	S5# 1	CI70 CHRYSENE-D12	240	A BB	1551	5	72710.	1.000	40.000
6	S6# 1	CI75 PERYLENE-D12	264	A BB	1783	6	60866.	1.000	40.000
7	S2# 2	CS20 NITROBENZENE-D5	82	A BB	422	2	44793.	0.470	39.452
8	S3# 3	CS25 2-FLUOROBIPHENYL	172	A BB	723	3	75190.	1.234	45.960
9	S5# 2	CS30 TERPHENYL-D14	244	A BB	1384	5	72644.	0.995	40.156
10	S1# 3	CS45 PHENOL-D5	99	A BB	307	1	111689.	2.025	80.575
11	S1# 2	CS50 2-FLUOROPHENOL	112	A BB	196	1	69505.	1.368	74.230
12	S3# 2	CS55 2,4,6-TRIBROMOPHENO	330	A BB	968	3	26207.	0.236	83.902
13	S1# 5	CS70 2-CHLOROPHENOL-D4	132		1	NOT FOUND			
14	S1# 6	CS75 1,2-DICHLOROBNZN-D4	152	A BB	340	1	27374.	0.920	43.476
15	S1#105	C315 PHENOL	94	A BB	309	1	118368.	1.968	87.896
16	S1#115	C330 2-CHLOROPHENOL	128	A BB	314	1	90015.	1.497	87.873
17	S1#130	C340 1,4-DICHLOROBENZENE	146	A BB	343	1	49710.	1.617	44.908
18	S1#190	C370 N-NITROSO-DI-N-PROP	70	A BB	408	1	25370.	0.906	40.924
19	S2# 55	C445 1,2,4-TRICHLOROBENZ	180	A BB	524	2	36709.	0.331	45.877
20	S2#130	C465 4-CHLORO-3-METHYLPH	107	A BB	649	2	70056.	0.338	85.785
21	S3# 80	C550 ACENAPHTHENE	153	A BB	834	3	77035.	1.159	50.163
22	S3# 95	C560 4-NITROPHENOL	109	A BB	885	3	20493.	0.173	89.552
23	S3#105	C570 2,4-DINITROTOLUENE	165	A BB	878	3	25792.	0.397	48.986
24	S4# 50	C635 PENTACHLOROPHENOL	266	A BB	1061	4	31741.	0.155	93.581
25	S5# 15	C715 PYRENE	202	A BB	1334	5	121860.	1.323	50.688

BNA, S LIBRARIES ANALYST: _____ DATE: _____

QUANTERRA Internal Standard Check

Standard Filename: ST16980831 Analyzed: 08/31/98 12:31

Standard	IS# 1 Area	%	RT	IS# 2 Area	%	RT	IS# 3 Area	%	RT
ST16980831	28649.		3.78	100432.		5.90	54347.		9.21
Upper Limit	57297.	=+200	4.28	200864.	=+200	6.40	108695.	=+200	9.71
Lower Limit	14324.	=+ 50	3.28	50216.	=+ 50	5.40	27174.	=+ 50	8.71
Filename									
1 300681MBXDS	27374.	95	3.78	96718.	96	5.90	53018.	97	9.21

IS# 1 = CI30 1,4-DICHLOROBENZENE-D4
IS# 2 = CI40 NAPHTHALENE-D8
IS# 3 = CI50 ACENAPHTHENE-D10

* - indicates an I.S. is outside QC limit(s)

Standard	IS# 4 Area	%	RT	IS# 5 Area	%	RT	IS# 6 Area	%	RT
ST16980831	98520.		12.08	62289.		17.26	50750.		19.83
Upper Limit	197039.	=+200	12.58	124578.	=+200	17.76	101500.	=+200	20.33
Lower Limit	49260.	=+ 50	11.58	31145.	=+ 50	16.76	25375.	=+ 50	19.33
Filename									
1 300681MBXDS	87510.	88	12.08	72710.	116	17.25	60866.	119	19.83

IS# 4 = CI60 PHENANTHRENE-D10
IS# 5 = CI70 CHRYSENE-D12
IS# 6 = CI75 PERYLENE-D12

* - indicates an I.S. is outside QC limit(s)

QC Lot #: 01AUG98-16A

Units: UG/A

QUANTERRA DCS

QC CATEGORY: 8270-G, LIMS 10/10/96

	Data File	Run Factor	Surr Factor	Calibration Standard
Spike:	300681BFMSI	1.00	1.00	RF from Lib
Spike Dup.:	300681BFDSI	1.00	1.00	RF from Lib

Compound	Limits	Spike Amount	Amount LCS1 Amount LCS2	% %	RPD Limit	
C315 PHENOL		100.	27.2	27.2*	4.16	
	47-108	100.	26.0	26.0*	18	
C330 2-CHLOROPHENOL		100.	64.9	64.9	0.129	
	47-113	100.	65.0	65.0	20	
C340 1,4-DICHLOROBENZENE		50.0	27.3	54.7	6.96	
	42-114	50.0	29.3	58.6	22	
C370 N-NITROSO-DI-N-PROP		50.0	35.6	71.1	11.1	
	46-107	50.0	31.8	63.6	15	
C445 1,2,4-TRICHLOROBENZ		50.0	27.7	55.4	7.59	
	45-118	50.0	29.9	59.8	16	
C465 4-CHLORO-3-METHYLPH		100.	68.9	68.9	10.0	
	55-118	100.	62.3	62.3	13	
C550 ACENAPHTHENE		50.0	39.9	79.9	6.04	
	54-119	50.0	37.6	75.2	10	
C560 4-NITROPHENOL		100.	20.5	20.5*	22.1	*
	43-166	100.	16.4	16.4*	17	
C570 2,4-DINITROTOLUENE		50.0	46.4	92.8	16.1	*
	59-113	50.0	39.5	78.9	10	
C635 PENTACHLOROPHENOL		100.	77.0	77.0	18.3	*
	59-128	100.	64.1	64.1	10	
C715 PYRENE		50.0	48.5	96.9	10.3	
	45-140	50.0	43.7	87.4	11	

QUANTERRA GC/MS
Target Compound Data Summary Sheet

Data File: 300681BFMSI
Std Id: ST16980902

Sample: DCS-A 01AUG98-16A 1SA/1ML INST. ID: F16
Client: PACIFI Date Analyzed: 09/02/98 18:59
Analyst: DAT Instrument ID: F16 Run Factor: 1.00
Quan List Threshold: 0.95 Surrogate Vol.: 1.00

Surrogate Spike Recoveries
8270-G, LIMS 10/10/96

Surrogate	Surrogate Amount (ug) Spiked	Measured	% Recovery Measured		QC limits
CS20 NITROBENZENE-D5	50.00	31.00	62.0		45 107
CS25 2-FLUOROBIPHENY	50.00	35.80	71.6		62 110
CS30 TERPHENYL-D14	50.00	41.00	82.0		58 135
CS45 PHENOL-D5	100.0	27.00	27.0	*	43 130
CS50 2-FLUOROPHENOL	100.0	37.60	37.6		36 111
CS55 2,4,6-TRIBROMOP	100.0	88.00	88.0		58 131

confirms

Target Compounds: MS

Parameter	Scan	Result	Units	Reporting Limit (J values)
CS70 2-CHLOROPHENOL-D4		ND	UG/A	10.0
CS75 1,2-DICHLOROBNZN-D4		ND	UG/A	10.0
C315 PHENOL	310	27.	UG/A	10.0
C330 2-CHLOROPHENOL	314	65.	UG/A	10.0
C340 1,4-DICHLOROBENZENE	343	27.	UG/A	10.0
C370 N-NITROSO-DI-N-PROPYLAM	408	36.	UG/A	10.0
C445 1,2,4-TRICHLOROBENZENE	524	28.	UG/A	10.0
C465 4-CHLORO-3-METHYLPHENO	650	69.	UG/A	10.0
C550 ACENAPHTHENE	834	40.	UG/A	10.0
C560 4-NITROPHENOL	893	21.	UG/A	50.0 J
C570 2,4-DINITROTOLUENE	879	46.	UG/A	10.0
C635 PENTACHLOROPHENOL	1062	77.	UG/A	50.0
C715 PYRENE	1335	48.	UG/A	10.0

Reviewed by: KV 10/19/98

DATA FROM FILE: 300681BFMSI SCANS 94 TO 1204 ACQUIRED: 09/02/98 18:59:00
CALI: 300681BFMSI #3
SAMPLE: DCS-A 01AUG98-16A 1SA/1ML INST. ID: F16
CONDS.: UG/ML *1ML *100%/100% *(NA/NA)/1SA NA M



DATA FROM FILE: 300681BFMSI SCANS 1204 TO 2158 ACQUIRED: 09/02/98 18:59:00
CALI: 300681BFMSI #3
SAMPLE: DCS-A 01AUG98-16A 15A/1ML INST. ID: F16
CONDS.: UG/ML *1ML *100%/100% *(NA/NA)/15A NA M



STANDARD USED FOR THIS REPORT IS ST16980902 REPORT PRINTED: 9/03/98 12:39:19

ADDITIONAL STANDARD USED FOR THIS REPORT IS: ST16980902A

QUANTERRA QUANTITATION SUMMARY File: 300681BFMSI

Sample: DCS-A 01AUG98-16A 1SA/1ML INST. ID: F16
Analyst: DAT Instrument Id: F16 Analyzed: 09/02/98 18:59

Compounds with amounts less than 0.20 reported as NOT FOUND

Units: UG/ML

No	Library Entry	Name	Mass	Meth	Scan	Ref	Area	RRF(L)	Amount
1	S1# 1	CI30 1,4-DICHLOROBENZENE	152	A BB	341	1	24660.	1.000	40.000
2	S2# 1	CI40 NAPHTHALENE-D8	136	A BB	530	2	87031.	1.000	40.000
3	S3# 1	CI50 ACENAPHTHENE-D10	164	A BB	828	3	48399.	1.000	40.000
4	S4# 1	CI60 PHENANTHRENE-D10	188	A BB	1087	4	83148.	1.000	40.000
5	S5# 1	CI70 CHRYSENE-D12	240	A BB	1552	5	75605.	1.000	40.000
6	S6# 1	CI75 PERYLENE-D12	264	A BB	1784	6	66009.	1.000	40.000
7	S2# 2	CS20 NITROBENZENE-D5	82	A BB	422	2	31682.	0.470	31.011
8	S3# 3	CS25 2-FLUOROBIPHENYL	172	A BB	723	3	53531.	1.234	35.844
9	S5# 2	CS30 TERPHENYL-D14	244	A BB	1384	5	77124.	0.995	41.000
10	S1# 3	CS45 PHENOL-D5	99	A BB	308	1	33750.	2.025	27.028
11	S1# 2	CS50 2-FLUOROPHENOL	112	A BB	197	1	31682.	1.368	37.559
12	S3# 2	CS55 2,4,6-TRIBROMOPHENO	330	A BB	969	3	25098.	0.236	88.020
13	S1# 5	CS70 2-CHLOROPHENOL-D4	132		1	NOT FOUND			
14	S1# 6	CS75 1,2-DICHLOROBNZN-D4	152		1	NOT FOUND			
15	S1#105	C315 PHENOL	94	A BB	310	1	32941.	1.968	27.153
16	S1#115	C330 2-CHLOROPHENOL	128	A BB	314	1	59889.	1.497	64.898
17	S1#130	C340 1,4-DICHLOROBENZENE	146	A BB	343	1	27254.	1.617	27.331
18	S1#190	C370 N-NITROSO-DI-N-PROP	70	A BB	408	1	19856.	0.906	35.554
19	S2# 55	C445 1,2,4-TRICHLOROBENZ	180	A BB	524	2	19952.	0.331	27.711
20	S2#130	C465 4-CHLORO-3-METHYLPH	107	A BB	650	2	50638.	0.338	68.909
21	S3# 80	C550 ACENAPHTHENE	153	A BB	834	3	56003.	1.159	39.948
22	S3# 95	C560 4-NITROPHENOL	109	A BB	893	3	4286.	0.173	20.517
23	S3#105	C570 2,4-DINITROTOLUENE	165	A BB	879	3	22297.	0.397	46.389
24	S4# 50	C635 PENTACHLOROPHENOL	266	A BB	1062	4	24829.	0.155	77.041
25	S5# 15	C715 PYRENE	202	A BB	1335	5	121134.	1.323	48.457

BNA, S LIBRARIES ANALYST: _____ DATE: _____

QUANTERRA Internal Standard Check

Standard Filename: ST16980902 Analyzed: 09/02/98 14:53

Standard	IS# 1 Area	%	RT	IS# 2 Area	%	RT	IS# 3 Area	%	RT
ST16980902	23319.		3.78	79260.		5.91	43605.		9.22
Upper Limit	46638.	=+200	4.28	158519.	=+200	6.41	87211.	=+200	9.72
Lower Limit	11659.	=+ 50	3.28	39630.	=+ 50	5.41	21803.	=+ 50	8.72
Filename									
1 300681BFMSI	24660.	= 105	3.79	87031.	= 109	5.90	48399.	= 110	9.21

IS# 1 = CI30 1,4-DICHLOROBENZENE-D4
IS# 2 = CI40 NAPHTHALENE-D8
IS# 3 = CI50 ACENAPHTHENE-D10

* - indicates an I.S. is outside QC limit(s)

Standard	IS# 4 Area	%	RT	IS# 5 Area	%	RT	IS# 6 Area	%	RT
ST16980902	76218.		12.09	51424.		17.27	44306.		19.84
Upper Limit	152436.	=+200	12.59	102848.	=+200	17.77	88612.	=+200	20.34
Lower Limit	38109.	=+ 50	11.59	25712.	=+ 50	16.77	22153.	=+ 50	19.34
Filename									
1 300681BFMSI	83148.	= 109	12.09	75605.	= 147	17.26	66009.	= 148	19.84

IS# 4 = CI60 PHENANTHRENE-D10
IS# 5 = CI70 CHRYSENE-D12
IS# 6 = CI75 PERYLENE-D12

* - indicates an I.S. is outside QC limit(s)

QUANTERRA GC/MS
Target Compound Data Summary Sheet

Data File: 300681BFDSI
Std Id: ST16980902

Sample: DCS-AD 01AUG98-16A 1SA/1ML INST. ID: F16
Client: PACIFI Date Analyzed: 09/02/98 19:29
Analyst: DAT Instrument ID: F16 Run Factor: 1.00
Quan List Threshold: 0.95 Surrogate Vol.: 1.00

Surrogate Spike Recoveries
8270-G, LIMS 10/10/96

Surrogate	Surrogate Amount (ug) Spiked	Measured	% Recovery Measured		QC limits
CS20 NITROBENZENE-D5	50.00	30.20	60.4		45 107
CS25 2-FLUOROBIPHENY	50.00	33.80	67.6		62 110
CS30 TERPHENYL-D14	50.00	36.50	73.0		58 135
CS45 PHENOL-D5	100.0	26.00	26.0	*	43 130
CS50 2-FLUOROPHENOL	100.0	38.10	38.1		36 111
CS55 2,4,6-TRIBROMOP	100.0	74.60	74.6		58 131

confirms

Target Compounds: MS

Parameter	Scan	Result	Units	Reporting Limit (J values)
CS70 2-CHLOROPHENOL-D4		ND	UG/A	10.0
CS75 1,2-DICHLOROBNZN-D4		ND	UG/A	10.0
C315 PHENOL	309	26.	UG/A	10.0
C330 2-CHLOROPHENOL	314	65.	UG/A	10.0
C340 1,4-DICHLOROBENZENE	343	29.	UG/A	10.0
C370 N-NITROSO-DI-N-PROPYLAM	408	32.	UG/A	10.0
C445 1,2,4-TRICHLOROBENZENE	524	30.	UG/A	10.0
C465 4-CHLORO-3-METHYLPHENO	650	62.	UG/A	10.0
C550 ACENAPHTHENE	834	38.	UG/A	10.0
C560 4-NITROPHENOL	895	16.	UG/A	50.0 J
C570 2,4-DINITROTOLUENE	879	39.	UG/A	10.0
C635 PENTACHLOROPHENOL	1062	64.	UG/A	50.0
C715 PYRENE	1335	44.	UG/A	10.0

Reviewed by: LY 10/19/98

DATA FROM FILE: 300681BFDSI SCANS 94 TO 1204 ACQUIRED: 09/02/98 19:29:00
CALI: 300681BFDSI #3
SAMPLE: DCS-AD 01AUG98-16A 1SA/1ML INST. ID: F16
CONDS.: UG/ML *1ML *100%/100% *(NA/NA)/1SA NA M



DATA FROM FILE: 300681BFDSI SCANS 1204 TO 2158 ACQUIRED: 09/02/98 19:29:00
CALI: 300681BFDSI #3
SAMPLE: DCS-AD 01AUG98-16A 1SA/1ML INST. ID: F16
CONDS.: UG/ML *1ML *100%/100% *(NA/NA)/1SA NA M

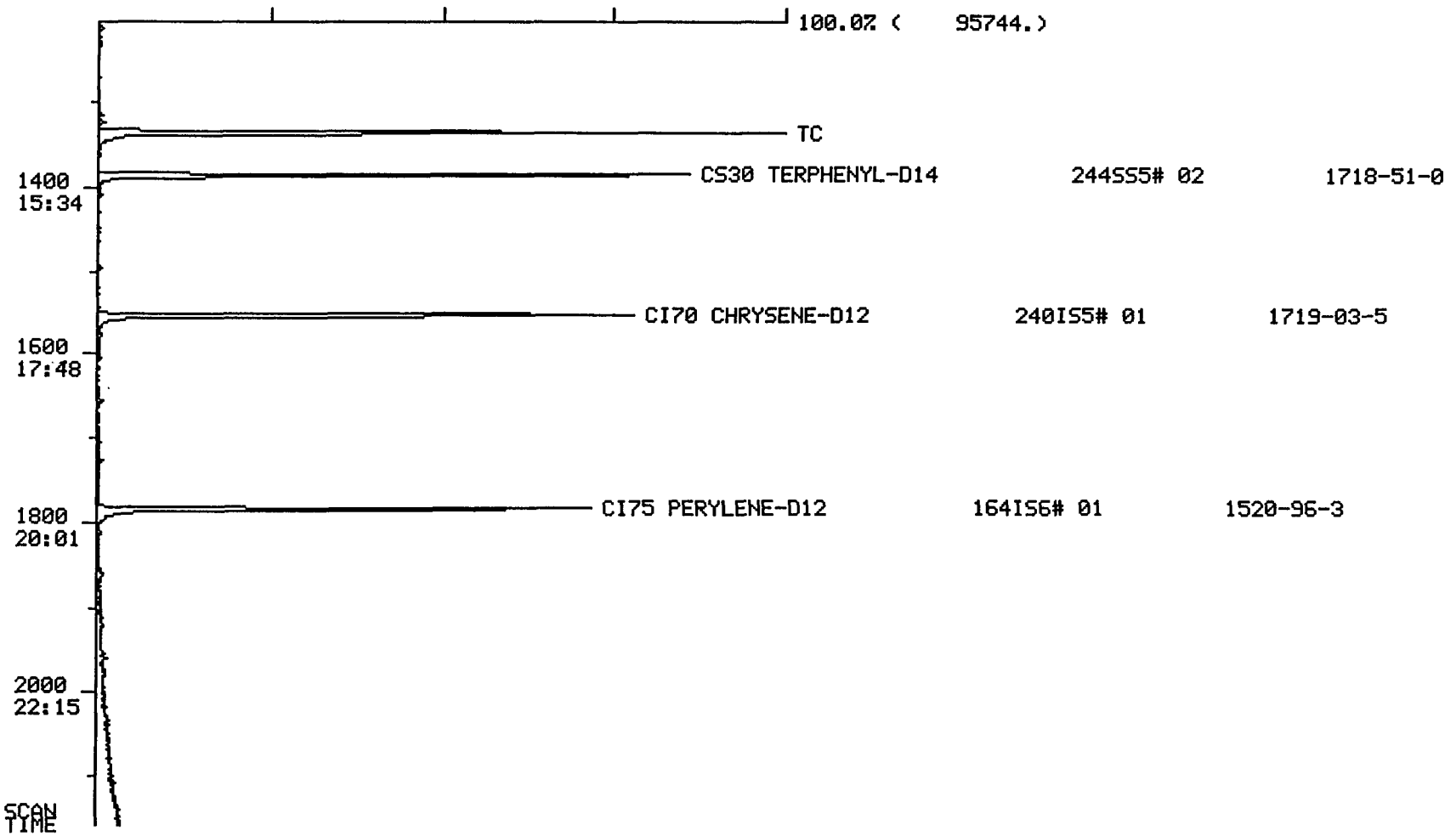

STANDARD USED FOR THIS REPORT IS ST16980902 REPORT PRINTED: 9/03/98 12:42:24

ADDITIONAL STANDARD USED FOR THIS REPORT IS: ST16980902A

QUANTERRA QUANTITATION SUMMARY File: 300681BFDSI

Sample: DCS-AD 01AUG98-16A 1SA/1ML INST. ID: F16
Analyst: DAT Instrument Id: F16 Analyzed: 09/02/98 19:29

Compounds with amounts less than 0.20 reported as NOT FOUND

Units: UG/ML

No	Library Entry	Name	Mass	Meth	Scan	Ref	Area	RRF(L)	Amount
1	S1# 1 CI30	1,4-DICHLOROBENZENE	152	A BB	340	1	27115.	1.000	40.000
2	S2# 1 CI40	NAPHTHALENE-D8	136	A BB	530	2	91722.	1.000	40.000
3	S3# 1 CI50	ACENAPHTHENE-D10	164	A BB	828	3	52118.	1.000	40.000
4	S4# 1 CI60	PHENANTHRENE-D10	188	A BB	1087	4	89087.	1.000	40.000
5	S5# 1 CI70	CHRYSENE-D12	240	A BB	1552	5	79298.	1.000	40.000
6	S6# 1 CI75	PERYLENE-D12	264	A BB	1784	6	69584.	1.000	40.000
7	S2# 2 CS20	NITROBENZENE-D5	82	A BB	422	2	32551.	0.470	30.232
8	S3# 3 CS25	2-FLUOROBIPHENYL	172	A BB	723	3	54422.	1.234	33.840
9	S5# 2 CS30	TERPHENYL-D14	244	A BB	1384	5	72015.	0.995	36.501
10	S1# 3 CS45	PHENOL-D5	99	A BB	308	1	35704.	2.025	26.004
11	S1# 2 CS50	2-FLUOROPHENOL	112	A BB	197	1	35344.	1.368	38.106
12	S3# 2 CS55	2,4,6-TRIBROMOPHENO	330	A BB	969	3	22909.	0.236	74.610
13	S1# 5 CS70	2-CHLOROPHENOL-D4	132		1	NOT FOUND			
14	S1# 6 CS75	1,2-DICHLOROBNZN-D4	152		1	NOT FOUND			
15	S1#105 C315	PHENOL	94	A BB	309	1	34746.	1.968	26.047
16	S1#115 C330	2-CHLOROPHENOL	128	A BB	314	1	65937.	1.497	64.982
17	S1#130 C340	1,4-DICHLOROBENZENE	146	A BB	343	1	32129.	1.617	29.302
18	S1#190 C370	N-NITROSO-DI-N-PROP	70	A BB	408	1	19533.	0.906	31.809
19	S2# 55 C445	1,2,4-TRICHLOROBENZ	180	A BB	524	2	22687.	0.331	29.897
20	S2#130 C465	4-CHLORO-3-METHYLPH	107	A BB	650	2	48270.	0.338	62.327
21	S3# 80 C550	ACENAPHTHENE	153	A BB	834	3	56768.	1.159	37.604
22	S3# 95 C560	4-NITROPHENOL	109	A BB	895	3	3696.	0.173	16.429
23	S3#105 C570	2,4-DINITROTOLUENE	165	A BB	879	3	20426.	0.397	39.464
24	S4# 50 C635	PENTACHLOROPHENOL	266	A BB	1062	4	22149.	0.155	64.144
25	S5# 15 C715	PYRENE	202	A BB	1335	5	114565.	1.323	43.694

BNA, S LIBRARIES ANALYST: _____ DATE: _____

QUANTERRA Internal Standard Check

Standard Filename: ST16980902 Analyzed: 09/02/98 14:53

Standard	IS# 1 Area %	RT	IS# 2 Area %	RT	IS# 3 Area %	RT
ST16980902	23319.	3.78	79260.	5.91	43605.	9.22
Upper Limit	46638.=+200	4.28	158519.=+200	6.41	87211.=+200	9.72
Lower Limit	11659.=+ 50	3.28	39630.=+ 50	5.41	21803.=+ 50	8.72
Filename						
1 300681BFDSI	27115.= 116	3.78	91722.= 115	5.90	52118.= 119	9.21

IS# 1 = CI30 1,4-DICHLOROBENZENE-D4
IS# 2 = CI40 NAPHTHALENE-D8
IS# 3 = CI50 ACENAPHTHENE-D10

* - indicates an I.S. is outside QC limit(s)

Standard	IS# 4 Area %	RT	IS# 5 Area %	RT	IS# 6 Area %	RT
ST16980902	76218.	12.09	51424.	17.27	44306.	19.84
Upper Limit	152436.=+200	12.59	102848.=+200	17.77	88612.=+200	20.34
Lower Limit	38109.=+ 50	11.59	25712.=+ 50	16.77	22153.=+ 50	19.34
Filename						
1 300681BFDSI	89087.= 116	12.09	79298.= 154	17.26	69584.= 157	19.84

IS# 4 = CI60 PHENANTHRENE-D10
IS# 5 = CI70 CHRYSENE-D12
IS# 6 = CI75 PERYLENE-D12

* - indicates an I.S. is outside QC limit(s)

QUANTERRA GC/MS
Target Compound Data Summary Sheet

Data File: 300681MBFMS
Std Id: ST16980831

Sample: DCS-A 01AUG98-16A 1SA/1ML INST. ID: F16
Client: PACIFI Date Analyzed: 08/31/98 17:01
Analyst: DAT Instrument ID: F16 Run Factor: 1.00
Quan List Threshold: 0.95 Surrogate Vol.: 1.00

Surrogate Spike Recoveries
8270-G, LIMS 10/10/96

Surrogate	Surrogate Amount (ug) Spiked	Measured	% Recovery Measured		QC limits
CS20 NITROBENZENE-D5	50.00	31.30	62.6		45 107
CS25 2-FLUOROBIPHENY	50.00	35.00	70.0		62 110
CS30 TERPHENYL-D14	50.00	41.20	82.4		58 135
CS45 PHENOL-D5	100.0	28.00	28.0	*	43 130
CS50 2-FLUOROPHENOL	100.0	38.90	38.9		36 111
CS55 2,4,6-TRIBROMOP	100.0	83.10	83.1		58 131

Target Compounds: MS

Parameter	Scan	Result	Units	Reporting Limit (J values)
:S70 2-CHLOROPHENOL-D4		ND	UG/A	10.0
:S75 1,2-DICHLOROBNZN-D4	340	43.	UG/A	10.0
:315 PHENOL	308	29.	UG/A	10.0
:330 2-CHLOROPHENOL	313	66.	UG/A	10.0
:340 1,4-DICHLOROBENZENE	342	28.	UG/A	10.0
:370 N-NITROSO-DI-N-PROPYLAM	408	37.	UG/A	10.0
:445 1,2,4-TRICHLOROBENZENE	524	28.	UG/A	10.0
:465 4-CHLORO-3-METHYLPHENO	649	71.	UG/A	10.0
:550 ACENAPHTHENE	833	40.	UG/A	10.0
:560 4-NITROPHENOL	887	27.	UG/A	50.0 J
:570 2,4-DINITROTOLUENE	878	44.	UG/A	10.0
635 PENTACHLOROPHENOL	1061	89.	UG/A	50.0
715 PYRENE	1334	49.	UG/A	10.0

Reviewed by: 10/19/98

1750

DATA FROM FILE: 300681MBFMS SCANS 230 TO 1200 ACQUIRED: 08/31/98 17:01:00
CALI: 300681MBFMS #3
SAMPLE: DCS-A 01AUG98-16A 1SA/1ML INST. ID: F16
CONDS.: UG/ML *1ML *100%/100% *(NA/NA)/1SA NA M

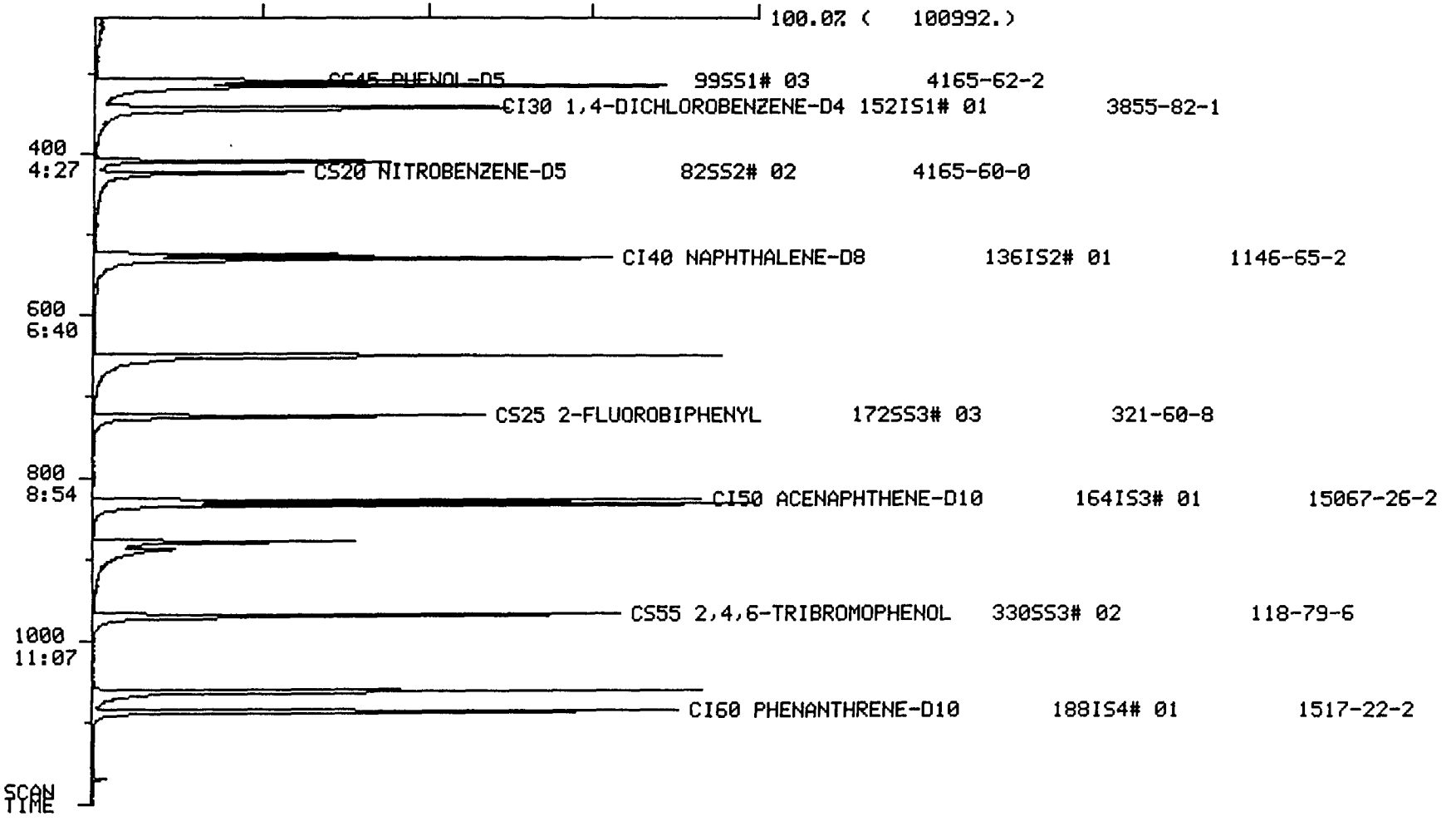

DATA FROM FILE: 300681MBFMS SCANS 1200 TO 2158 ACQUIRED: 08/31/98 17:01:00
CALI: 300681MBFMS #3
SAMPLE: DCS-A 01AUG98-16A 1SA/1ML INST. ID: F16
CONDS.: UG/ML *1ML *100%/100% *(NA/NA)/1SA NA M



STANDARD USED FOR THIS REPORT IS ST16980831 REPORT PRINTED: 9/01/98 11:04:51

ADDITIONAL STANDARD USED FOR THIS REPORT IS: ST16980831A

QUANTERRA QUANTITATION SUMMARY File: 300681MBFMS

Sample: DCS-A 01AUG98-16A 1SA/1ML INST. ID: F16
Analyst: DAT Instrument Id: F16 Analyzed: 08/31/98 17:01

Compounds with amounts less than 0.20 reported as NOT FOUND

Units: UG/ML

No	Library Entry	Name	Mass	Meth	Scan	Ref	Area	RRF(L)	Amount
1	S1# 1 CI30	1,4-DICHLOROBENZENE	152	A BB	340	1	28516.	1.000	40.000
2	S2# 1 CI40	NAPHTHALENE-D8	136	A BB	529	2	101945.	1.000	40.000
3	S3# 1 CI50	ACENAPHTHENE-D10	164	A BB	828	3	56455.	1.000	40.000
4	S4# 1 CI60	PHENANTHRENE-D10	188	A BB	1086	4	91166.	1.000	40.000
5	S5# 1 CI70	CHRYSENE-D12	240	A BB	1551	5	75878.	1.000	40.000
6	S6# 1 CI75	PERYLENE-D12	264	A BV	1783	6	63304.	1.000	40.000
7	S2# 2 CS20	NITROBENZENE-D5	82	A BB	421	2	37439.	0.470	31.284
8	S3# 3 CS25	2-FLUOROBIPHENYL	172	A BB	722	3	60974.	1.234	35.001
9	S5# 2 CS30	TERPHENYL-D14	244	A BB	1383	5	77780.	0.995	41.200
10	S1# 3 CS45	PHENOL-D5	99	A BB	306	1	40389.	2.025	27.971
11	S1# 2 CS50	2-FLUOROPHENOL	112	A BB	196	1	37991.	1.368	38.949
12	S3# 2 CS55	2,4,6-TRIBROMOPHENO	330	A BB	968	3	27642.	0.236	83.107
13	S1# 5 CS70	2-CHLOROPHENOL-D4	132		1	NOT FOUND			
14	S1# 6 CS75	1,2-DICHLOROBNZN-D4	152	A BB	340	1	28516.	0.920	43.476
15	S1#105 C315	PHENOL	94	A BB	308	1	40013.	1.968	28.522
16	S1#115 C330	2-CHLOROPHENOL	128	A BB	313	1	70308.	1.497	65.887
17	S1#130 C340	1,4-DICHLOROBENZENE	146	A BB	342	1	31738.	1.617	27.524
18	S1#190 C370	N-NITROSO-DI-N-PROP	70	A BB	408	1	23823.	0.906	36.890
19	S2# 55 C445	1,2,4-TRICHLOROBENZ	180	A BB	524	2	23662.	0.331	28.055
20	S2#130 C465	4-CHLORO-3-METHYLPH	107	A BB	649	2	60821.	0.338	70.658
21	S3# 80 C550	ACENAPHTHENE	153	A BB	833	3	64768.	1.159	39.607
22	S3# 95 C560	4-NITROPHENOL	109	A BB	887	3	6606.	0.173	27.110
23	S3#105 C570	2,4-DINITROTOLUENE	165	A BB	878	3	24726.	0.397	44.102
24	S4# 50 C635	PENTACHLOROPHENOL	266	A BB	1061	4	31357.	0.155	88.740
25	S5# 15 C715	PYRENE	202	A BB	1334	5	123841.	1.323	49.361

BNA, S LIBRARIES ANALYST: ____ DATE: _____

QUANTERRA Internal Standard Check

Standard Filename: ST16980831 Analyzed: 08/31/98 12:31

Standard	IS# 1 Area	%	RT	IS# 2 Area	%	RT	IS# 3 Area	%	RT
ST16980831	28649.		3.78	100432.		5.90	54347.		9.21
Upper Limit	57297.	+200	4.28	200864.	+200	6.40	108695.	+200	9.71
Lower Limit	14324.	+ 50	3.28	50216.	+ 50	5.40	27174.	+ 50	8.71
Filename									
1 300681MBFMS	28516.	99	3.78	101945.	101	5.88	56455.	103	9.21

IS# 1 = CI30 1,4-DICHLOROBENZENE-D4
IS# 2 = CI40 NAPHTHALENE-D8
IS# 3 = CI50 ACENAPHTHENE-D10

* - indicates an I.S. is outside QC limit(s)

Standard	IS# 4 Area	%	RT	IS# 5 Area	%	RT	IS# 6 Area	%	RT
ST16980831	98520.		12.08	62289.		17.26	50750.		19.83
Upper Limit	197039.	+200	12.58	124578.	+200	17.76	101500.	+200	20.33
Lower Limit	49260.	+ 50	11.58	31145.	+ 50	16.76	25375.	+ 50	19.33
Filename									
1 300681MBFMS	91166.	92	12.08	75878.	121	17.25	63304.	124	19.83

IS# 4 = CI60 PHENANTHRENE-D10
IS# 5 = CI70 CHRYSENE-D12
IS# 6 = CI75 PERYLENE-D12

* - indicates an I.S. is outside QC limit(s)

QUANTERRA GC/MS

Target Compound Data Summary Sheet

Data File: 300681MBFDS
Std Id: ST16980831

Sample: DCS-AD 01AUG98-16A 1SA/1ML INST. ID: F16
Client: PACIFI Date Analyzed: 08/31/98 17:30
Analyst: DAT Instrument ID: F16 Run Factor: 1.00
Quan List Threshold: 0.95 Surrogate Vol.: 1.00

Surrogate Spike Recoveries
8270-G, LIMS 10/10/96

Surrogate	Surrogate Amount (ug) Spiked	Measured	% Recovery Measured		QC limits
CS20 NITROBENZENE-D5	50.00	32.30	64.6		45 107
CS25 2-FLUOROBIPHENY	50.00	33.90	67.8		62 110
CS30 TERPHENYL-D14	50.00	37.80	75.6		58 135
CS45 PHENOL-D5	100.0	22.40	22.4	*	43 130
CS50 2-FLUOROPHENOL	100.0	39.90	39.9		36 111
CS55 2,4,6-TRIBROMOP	100.0	72.90	72.9		58 131

Target Compounds: MS

Parameter	Scan	Result	Units	Reporting Limit (J values)
CS70 2-CHLOROPHENOL-D4		ND	UG/A	10.0
CS75 1,2-DICHLOROBNZN-D4		ND	UG/A	10.0
C315 PHENOL	308	29.	UG/A	10.0
C330 2-CHLOROPHENOL	313	67.	UG/A	10.0
C340 1,4-DICHLOROBENZENE	342	30.	UG/A	10.0
C370 N-NITROSO-DI-N-PROPYLAM	408	33.	UG/A	10.0
C445 1,2,4-TRICHLOROBENZENE	524	30.	UG/A	10.0
C465 4-CHLORO-3-METHYLPHENO	649	66.	UG/A	10.0
C550 ACENAPHTHENE	833	38.	UG/A	10.0
C560 4-NITROPHENOL	888	24.	UG/A	50.0 J
C570 2,4-DINITROTOLUENE	878	40.	UG/A	10.0
C635 PENTACHLOROPHENOL	1061	76.	UG/A	50.0
C715 PYRENE	1334	45.	UG/A	10.0

Reviewed by: KV 10/19/98

1755

DATA FROM FILE: 300681MBFDS SCANS 230 TO 1200 ACQUIRED: 08/31/98 17:30:00
CALI: 300681MBFDS #3
SAMPLE: DCS-AD 01AUG98-16A 1SA/1ML INST. ID: F16
CONDS.: UG/ML *1ML *100%/100% *(NA/NA)/1SA NA M

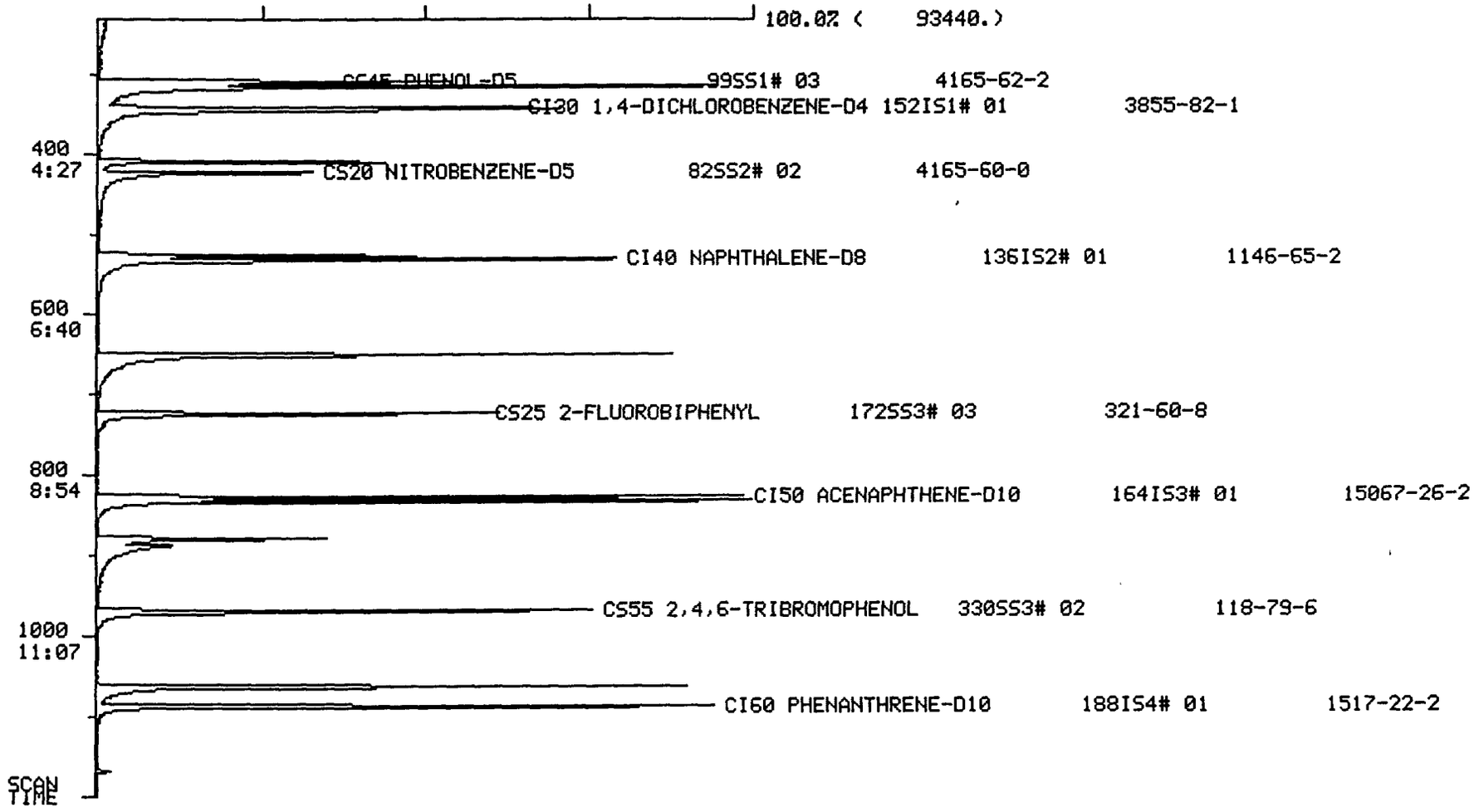

DATA FROM FILE: 300681MBFDS SCANS 1200 TO 2158 ACQUIRED: 08/31/98 17:30:00
CALI: 300681MBFDS #3
SAMPLE: DCS-AD 01AUG98-16A 1SA/1ML INST. ID: F16
CONDS.: UG/ML *1ML *100%/100% *(NA/NA)/1SA NA M

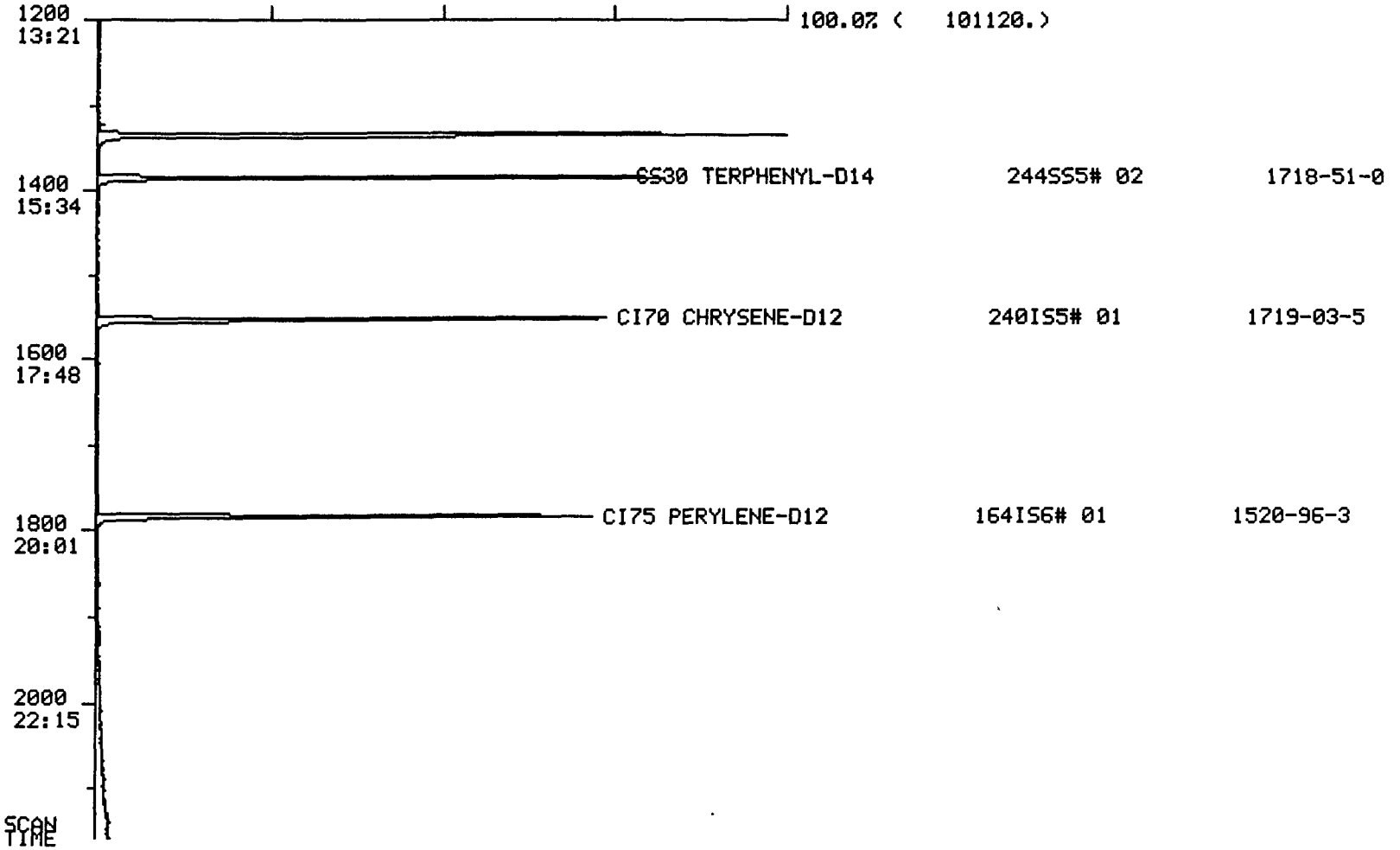

1757

STANDARD USED FOR THIS REPORT IS ST16980831 REPORT PRINTED: 9/01/98 11:13:00

ADDITIONAL STANDARD USED FOR THIS REPORT IS: ST16980831A

UANTERRA QUANTITATION SUMMARY File: 300681MBFDS

Sample: DCS-AD 01AUG98-16A 1SA/1ML INST. ID: F16
Analyst: DAT Instrument Id: F16 Analyzed: 08/31/98 17:30

ompounds with amounts less than 0.20 reported as NOT FOUND

Library Units: UG/ML

No	Entry	Name	Mass	Meth	Scan	Ref	Area	RRF(L)	Amount
1	S1# 1	CI30 1,4-DICHLOROBENZENE	152	A BB	340	1	28626.	1.000	40.000
2	S2# 1	CI40 NAPHTHALENE-D8	136	A BB	529	2	99229.	1.000	40.000
3	S3# 1	CI50 ACENAPHTHENE-D10	164	A BB	828	3	54918.	1.000	40.000
4	S4# 1	CI60 PHENANTHRENE-D10	188	A BB	1086	4	93048.	1.000	40.000
5	S5# 1	CI70 CHRYSENE-D12	240	A BB	1551	5	77501.	1.000	40.000
6	S6# 1	CI75 PERYLENE-D12	264	A BV	1783	6	65820.	1.000	40.000
7	S2# 2	CS20 NITROBENZENE-D5	82	A BB	421	2	37607.	0.470	32.285
8	S3# 3	CS25 2-FLUOROBIPHENYL	172	A BB	722	3	57505.	1.234	33.934
9	S5# 2	CS30 TERPHENYL-D14	244	A BB	1383	5	72798.	0.995	37.753
10	S1# 3	CS45 PHENOL-D5	99	A BV	306	1	32420.	2.025	22.365
11	S1# 2	CS50 2-FLUOROPHENOL	112	A BB	196	1	39025.	1.368	39.855
12	S3# 2	CS55 2,4,6-TRIBROMOPHENO	330	A BV	968	3	23589.	0.236	72.907
13	S1# 5	CS70 2-CHLOROPHENOL-D4	132		1	NOT FOUND			
14	S1# 6	CS75 1,2-DICHLOROBNZN-D4	152		1	NOT FOUND			
15	S1#105	C315 PHENOL	94	A BB	308	1	40618.	1.968	28.842
16	S1#115	C330 2-CHLOROPHENOL	128	A BB	313	1	71608.	1.497	66.845
17	S1#130	C340 1,4-DICHLOROBENZENE	146	A BB	342	1	34461.	1.617	29.770
18	S1#190	C370 N-NITROSO-DI-N-PROP	70	A BB	408	1	21467.	0.906	33.113
19	S2# 55	C445 1,2,4-TRICHLOROBENZ	180	A BB	524	2	24942.	0.331	30.382
20	S2#130	C465 4-CHLORO-3-METHYLPH	107	A BB	649	2	55273.	0.338	65.970
21	S3# 80	C550 ACENAPHTHENE	153	A BB	833	3	60897.	1.159	38.282
22	S3# 95	C560 4-NITROPHENOL	109	A BB	888	3	5735.	0.173	24.196
23	S3#105	C570 2,4-DINITROTOLUENE	165	A BB	878	3	21544.	0.397	39.503
24	S4# 50	C635 PENTACHLOROPHENOL	266	A BB	1061	4	27378.	0.155	75.913
25	S5# 15	C715 PYRENE	202	A BB	1334	5	114585.	1.323	44.715

BNA, S LIBRARIES ANALYST: ____ DATE: _____

QUANTERRA Internal Standard Check

Standard Filename: ST16980831 Analyzed: 08/31/98 12:31

Standard	IS# 1 Area	%	RT	IS# 2 Area	%	RT	IS# 3 Area	%	RT
ST16980831	28649.		3.78	100432.		5.90	54347.		9.21
Upper Limit	57297.	=+200	4.28	200864.	=+200	6.40	108695.	=+200	9.71
Lower Limit	14324.	=+ 50	3.28	50216.	=+ 50	5.40	27174.	=+ 50	8.71
Filename									
1 300681MBFDS	28626.	99	3.78	99229.	98	5.88	54918.	101	9.21

IS# 1 = CI30 1,4-DICHLOROBENZENE-D4
IS# 2 = CI40 NAPHTHALENE-D8
IS# 3 = CI50 ACENAPHTHENE-D10

* - indicates an I.S. is outside QC limit(s)

Standard	IS# 4 Area	%	RT	IS# 5 Area	%	RT	IS# 6 Area	%	RT
ST16980831	98520.		12.08	62289.		17.26	50750.		19.83
Upper Limit	197039.	=+200	12.58	124578.	=+200	17.76	101500.	=+200	20.33
Lower Limit	49260.	=+ 50	11.58	31145.	=+ 50	16.76	25375.	=+ 50	19.33
Filename									
1 300681MBFDS	93048.	94	12.08	77501.	124	17.25	65820.	129	19.83

IS# 4 = CI60 PHENANTHRENE-D10
IS# 5 = CI70 CHRYSENE-D12
IS# 6 = CI75 PERYLENE-D12

* - indicates an I.S. is outside QC limit(s)

Sample Extraction/Preparation Log Copies

QUANTERRA-CALLAB LABORATORY
Analytical Bench Sheet

Project Number: 300681 Date: 31 JUL 98

Test Code: P-8270-S Test Description: Prep - Semivolatile Organics by GC/MS

Turnaround Status: NORMAL Sample Matrix: AIRTRAIN Date Assigned: 7/31 Prep Completion Due: _____

SOP-Section/Page (Revision): SAC-OP-0008

Extractions: [ ] Separatory Funnel [ ] Continuous Liquid/Liquid [ ] Sonication [X] Soxhlet [ ] KD

[ ] Roto Vap [ ] Shaker [ ] Other _____

Samp ID	Holding Time	Sample Size	Spiked & in Solvent Date/ Initials	1st pH To:	2nd pH To:	Extraction Sonic/Shak Date/ Initials	KD/N2 Reduc. ABN	GPC	KD/N2 Reduc.	Screen Date/ Initials	Final Concentn Date/ Initials	(
0001SA	08 AUG 98	AIR TRAIN (XAD/FILT)				DWT 7/31/98	DWT 8/4/98	NA	DWT 8/5/98	GB 8/5/98	1/3 SA / 100ml	3
0002SA	08 AUG 98											
0003SA	08 AUG 98										1/3 SA / ML	3
0004SA	08 AUG 98											
0005SA	09 AUG 98											
0006SA	10 AUG 98											
0007SA	10 AUG 98			DWT 7/31/98							1/3 SA / 100ml	30
0008SA	09 AUG 98										1/3 SA / ML	3
0009SA	08 AUG 98											
0010SA	08 AUG 98										1/3 SA / 100ml	30
0011SA	11 AUG 98										1/3 SA / 100ml	
MB-A	NA									NA	1/3 SA / ML	3
DCS-A		NA										
DCS-AD												

Project Due: 19 AUG 98 DCS With Project: 300681 DCS Code: 31JUL98-16A

LCS With Project: NA LCS Code: NA

Method Blank With Project: 300681 Extraction Includes Project(s): 300681

Notes/Comments:
** PLEASE PUT COMMENTS ON ANOMALY SHEET ** MSQC with Project: NA MSQC Code: NA

1761

Date To Instruments: 8/5/98 By: DWT Peer Approval By: _____

QUANTERRA-CALLAB LABORATORY
Quality Assurance Sheet

Project #: 300681 Test: P-8270-S

Quality Assurance/Quality Control:

Sample ID: ALL Spiking Standard Name: ABN SW846 SURROGATE
Spike Code ID: AT031698A Volume: 1500 µl Conc: 100-200 ppm
Spiked By: DMT Witness: GB

Sample ID: DCS-A/AD Spiking Standard Name: ABN SW846 SPIKE
Spike Code ID: AT040898A Volume: 1500 µl Conc: 100-200 ppm
Spiked By: DMT Witness: GBL

Sample ID: _____ Spiking Standard Name: _____
Spike Code ID: _____ Volume: _____ Conc: _____
Spiked By: _____ Witness: _____

Sample ID: _____ Spiking Standard Name: _____
Spike Code ID: _____ Volume: _____ Conc: _____
Spiked By: _____ Witness: _____

Solvent: Manufacturer And Lot Number:
Extracting Solvent: DCM (BAK) M17327
Solvent Keeper: _____
Transfer Solvent: _____
Derivatizing Reagent: _____
Final Solvent: _____
Other: _____

Was an aliquot taken? (Y) / N
If yes, how much was aliquoted? 5 mL / 15 mL
What was the sample concentration before aliquot? SA / 15 mL

Why was the aliquot taken? SPLIT w/HR-PAH, ARCHIVE

1782

QUANTERRA-CALLAB LABORATORY
Anomaly Report Form

Project #: 300681 Test: P-8270-S

Anomalies:	Sample(s) Affected:
__ Sample broken during shipping.	_____
__ Limited sample volume.	_____
__ Matrix required a subsample to facilitate extraction.	_____
__ pH of sample required excess acid/base (please circle).	_____
__ Solvent and sample were miscible.	_____
__ Emulsion problems.	_____
__ Emulsion problem required centrifuging.	_____
__ Sample lost during preparation. Re-extraction performed? Yes/No	_____
__ Concentration volume went lower than specified in the SOP.	_____
__ Concentration time longer than normal.	_____
__ Extraction solvent saturated with organic material, therefore sample volume was not concentrated but adjusted based on the screening.	_____
__ Final concentration greater than specified in the SOP due to the screening results.	_____
__ Precipitate observed in the extract.	_____
✓ Other, please comment below.	1,2,7,10,11

Comments:
#1, 2, 7, 10 + 11 CONTAINED ALOT OF OIL - FINAL CONC BASED ON RESULTS OF SCREEN

Submitted By: [illegible] Date: 8/5/98

17E

QUANTERRA-CALLAB LABORATORY
Prep (Extraction) Check List

Project #: 300681 Test: P-8270-S

Chemist: DJT Date: 8/5/98

Reviewer: _____ Date: _____

Number of samples: 11 Number of extracts: 14

Benchsheet:	Initiated		Reviewed	
SOP section and page number filled out properly.	Y✓	N___	Y___	N___
Each step of extraction procedure initial'ed and dated.	Y___	N___	Y___	N___
Anomalies or deviations from SOP documented.	Y___	N___	Y___	N___
pH adjustments noted.	Y___	N___	Y___	N___
Solvent manufacturer and lot number completed.	Y___	N___	Y___	N___
Volumes and weights of samples to two sig. figs.	Y___	N___	Y___	N___

QA/QC:	Initiated		Reviewed	
DCS/MS forms filled out properly.	Y___	N___	Y___	N___
Spike information correct on bench sheet.	Y___	N___	Y___	N___
Spike witness?	Y___	N___	Y___	N___
If not spiked per SOP, were spike amounts verified?	Y___	N___	Y___	N___

LIMS:	Initiated		Reviewed	
Extraction date (complete date) correct.	Y___	N___	Y___	N___
QC lot number present and correct.	Y___	N___	Y___	N___
QC Run number present and correct.	Y___	N___	Y___	N___
Prep released (date extract goes to Inst.).	Y___	N___	Y___	N___

Extracts:	Initiated		Reviewed	
Number of extracts agree with benchsheet.	Y___	N___	Y___	N___
Concentrations of extract agree with benchsheet.	Y___	N___	Y___	N___
Testtube rack labelled with project id and test.	Y✓	N___	Y___	N___

Comments:

VOLUMES ATTACHED

1764

QUANTERRA-CALLAB LABORATORY
Analytical Bench Sheet

Project Number: 300681 Date: 31 JUL 98

Test Code: P-8270-S Test Description: Prep - Semivolatile Organics by GC/MS

Turnaround Status: NORMAL Sample Matrix: AIRTRAIN Date Assigned:_____ Prep Completion Due:_____

SOP-Section/Page (Revision):_____

Extractions: [X] Separatory Funnel [ ] Continuous Liquid/Liquid [ ] Sonication [ ] Soxhlet [ ] KD

[ ] Roto Vap [ ] Shaker [ ] Other_____

Samp ID	Holding Time	Sample Size	Spiked & in Solvent Date/ Initials	1st pH To:	2nd pH To:	Extraction Sonic/Shak Date/ Initials	KD/N2 Reduc. ABN	GPC	KD/N2 Reduc.	Screen Date/ Initials	Final Concentn Date/ Initials
0001SA	08 AUG 98	SEE ATTACHED	8/01/98	14	1	8/1/98	BNT 8/5/98				
0002SA	08 AUG 98										
0003SA	08 AUG 98										
0004SA	08 AUG 98										
0005SA	09 AUG 98										
0006SA	10 AUG 98								COMBINED WITH SOXHLET FRACTION		
0007SA	10 AUG 98										
0008SA	09 AUG 98										
0009SA	08 AUG 98										
0010SA	08 AUG 98										
0011SA	11 AUG 98										
MB	NA	1.0L							BNT 8/5/98	NA	SA / ML
A											
AD											

Project Due: 19 AUG 98 DCS With Project: 300681 DCS Code: 01AUG98-16A

LCS With Project: NA LCS Code: NA

Method Blank With Project: 300681 Extraction Includes Project(s): 300681

Notes/Comments:
** PLEASE PUT COMMENTS ON ANOMALY SHEET ** MSQC with Project: NA MSQC Code: NA

1765

Date To Instruments: 8/5/98 By: BNT Peer Approval By:_____

QUANTERRA-CALLAB LABORATORY
Quality Assurance Sheet

Project #: 300681 Test: P-8270-S

Quality Assurance/Quality Control:

Sample ID: MB, A/AD on 8/8 Spiking Standard Name: ABN SW 846 Surrogate
Spike Code ID: AT031698A Volume: 500µl Conc: 100-200 ppm
Spiked By: [illegible] Witness: [illegible]

Sample ID: A/AD Spiking Standard Name: ABN SW 846 Spike
Spike Code ID: AT040898A Volume: 500µl Conc: 100-200 ppm
Spiked By: [illegible] Witness: [illegible]

Sample ID: _____ Spiking Standard Name: _____
Spike Code ID: _____ Volume: _____ Conc: _____
Spiked By: _____ Witness: _____

Sample ID: _____ Spiking Standard Name: _____
Spike Code ID: _____ Volume: _____ Conc: _____
Spiked By: _____ Witness: _____

Solvent: Manufacturer And Lot Number:
Extracting Solvent: $MeCl_2$ Lot# M17327
Solvent Keeper: _____
Transfer Solvent: _____
Derivatizing Reagent: _____
Final Solvent: _____
Other: _____

Was an aliquot taken? Y / N
If yes, how much was aliquoted? _____ mL _____ mL
What was the sample concentration before aliquot? _____
Why was the aliquot taken? [illegible] 8/5/98

1766

QUANTERRA-CALLAB LABORATORY
Anomaly Report Form

Project #: 300681 Test: P-8270-S

Anomalies:	Sample(s) Affected:
__ Sample broken during shipping.	_____
__ Limited sample volume.	_____
__ Matrix required a subsample to facilitate extraction.	_____
__ pH of sample required excess acid/base (please circle).	_____
__ Solvent and sample were miscible.	_____
__ Emulsion problems.	_____
__ Emulsion problem required centrifuging.	_____
__ Sample lost during preparation. Re-extraction performed? Yes/No	_____
__ Concentration volume went lower than specified in the SOP.	_____
__ Concentration time longer than normal.	_____
__ Extraction solvent saturated with organic material, therefore sample volume was not concentrated but adjusted based on the screening.	_____
__ Final concentration greater than specified in the SOP due to the screening results.	_____
__ Precipitate observed in the extract.	_____
✓ Other, please comment below.	MB/DCS

Comments:

DUE TO LIMITED AMOUNT OF ABN SW846 SURROGATE, MB + DCS WERE SPIKED @ 1X, AND TAKEN TO 5A/mL (SOXHLETS SPIKED 3X, TAKEN TO 1/3 5A/mL).

Submitted By: [signature] Date: 8/5/98

1767

QUANTERRA-CALLAB LABORATORY
Prep (Extraction) Check List

Project #: 300681 Test: P-8270-S

Chemist: _____ Date: _____

Reviewer: _____ Date: _____

Number of samples: ~~11~~ SAMPLES COMBINED WITH SOXHLET FRACTIONS Number of extracts: 3 (MB/DCS)

Benchsheet:	Initiated		Reviewed	
SOP section and page number filled out properly.	Y✓	N___	Y___	N___
Each step of extraction procedure initial'ed and dated.	Y___	N___	Y___	N___
Anomalies or deviations from SOP documented.	Y___	N___	Y___	N___
pH adjustments noted.	Y___	N___	Y___	N___
Solvent manufacturer and lot number completed.	Y___	N___	Y___	N___
Volumes and weights of samples to two sig. figs.	Y___	N___	Y___	N___

QA/QC:	Initiated		Reviewed	
DCS/MS forms filled out properly.	Y___	N___	Y___	N___
Spike information correct on bench sheet.	Y___	N___	Y___	N___
Spike witness?	Y___	N___	Y___	N___
If not spiked per SOP, were spike amounts verified?	Y___	N___	Y___	N___

LIMS:	Initiated		Reviewed	
Extraction date (complete date) correct.	Y___	N___	Y___	N___
QC lot number present and correct.	Y___	N___	Y___	N___
QC Run number present and correct.	Y___	N___	Y___	N___
Prep released (date extract goes to Inst.).	Y___	N___	Y___	N___

Extracts:	Initiated		Reviewed	
Number of extracts agree with benchsheet.	Y___	N___	Y___	N___
Concentrations of extract agree with benchsheet.	Y___	N___	Y___	N___
Testtube rack labelled with project id and test.	Y✓	N___	Y___	N___

Comments:

1763

Analysis Log Copies

QUANTERRA INCORPORATED
West Sacramento

GC/MS INSTRUMENT LOG
SEMI-VOLATILES

REVIEWED BY/DATE _____

INITIAL CAL DATE SHSL 8/27/98

DATA UPLOAD/FILE ID _____

INSTRUMENT ID F16

PAGE 1 OF 1

DATE	TIME	OP	SAMPLE ID	FILE ID	CONC.	UN	TAPE ID	COMMENTS
8/27/98	0912	DAT	50ug/mL DFTPP 081398A	U16980827	—	2:		
	0922		SSTD080 80ug/mL 082198A	ST16980827	—			
	0956		010 10 070898D	A	—			
	1021		020 20 E	B	—			
	1051		050 50 F	C	—			
	1120		120 120 H	D	—			
	1150		160 160 I	E	—			

Ar 8/27/98

QA-184 RMH

PAGE # 92

QUANTERRA INCORPORATED
West Sacramento

GC/MS INSTRUMENT LOG
SEMI-VOLATILES

REVIEWED BY/DATE

INITIAL CAL DATE SHSL 8/27/98

AP9 8/31/98

20uL BS082298A

DATA UPLOAD/FILE ID

INSTRUMENT ID F16

PAGE 1 OF 1

DATE	TIME	OP	SAMPLE ID	FILE ID	CONC.	UN	TAPE ID	COMMENTS
8/31/98	1220	DAT	50ug/mL DFTPP 081398A	U16990831	–	2:		
	1231		SSTD080 80ug/mL 082198A	ST16990831	–			
	1307		80ug/mL AP9 062598F	ST16980831A	–			
	1335		10 C	B	–			
	1402		20 D	C	–			
	1432		50 E	D	–			
	1502		120 G	E	–			
	1531		160 H	F	–			
	1602		SBLKSX 31Jul98-16A	300681MBSX	1/3 sa/mL			
	1631		F 01 Aug98-	SF	1sa/mL			SR2 & SA1
	1701		DCS-A	FMS				SA1
	1730		-AD	FDS				SA1
	1800		-A 31Jul98-	XMS	1/3 sa/mL			
	1830		-AD	XDS				
	1900		S-MMS-2	01	1/3sa/100mL			
	1931		-1B	02				
	2001		T- -2	03	1/2sa/mL			SA3
	2030		-FB	04				
	2100		-4	05				
	2130		-3	06				SA3
	2159		S- -3	07	1/3sa/100mL			
	2229		-FB	08	1/3sa/mL			
	2258		-RB	09		Ø:		
	2328		-4	10	1/3 sa/100mL			
	2358		-5	11				

QA-184 RMH 8/

PAGE # _____

QUANTERRA INCORPORATED
West Sacramento

GC/MS INSTRUMENT LOG
SEMI-VOLATILES

REVIEWED BY/DATE _____

INITIAL CAL DATE SHSL 8/27/98

APP 8/31/98

20ug TS082298A

DATA UPLOAD/FILE ID _____

INSTRUMENT ID F16

PAGE 1 OF 1

DATE	TIME	OP	SAMPLE ID	FILE ID	CONC.	UN	TAPE ID	COMMENTS
9/2/98	1441	DAT	50ug/ml DFTPP 081398A	U16980902	—	ø:		
	1453		SSTD080 80ug/ml 082198A	ST16980902	—	↓		
	1524		80ug/ml AP9 062598F	↓ A	—	3:		
	1602		SBLK3 18Aug98-12G	300914MB3	15g/0.5ml			
	1629		SBLKSF 01Aug98-16A	300681MBSFI	1sa/1ml			SB3, SA 1 & 2 confirms
	1659		SBLK1 25Aug98-11G	99717MB1	30g/1ml			
	1729		LCS-G ↓ ↓	↓ LCS1	↓			
	1759		DCS-G 18Aug98-12G	300914MB3MS	15g/0.5ml			
	1829		↓ -GD ↓ ↓	↓ ↓ DS	↓			
	1859		DCS-A 01Aug98-16A	300681BFMSI	1sa/1ml			SA1↓ confirms
	1929		↓ -AD ↓ ↓	↓ DSI	↓			SA1↓ confirms
	1959		T-MMS-2	RI03	1/2sa/1ml			SA3↓ confirms
	2029		↓ -3	↓ 06	↓			SA3↓ confirms
	2059		080798SB05(1-1.5)	30091403	15g/0.5ml			
	2130		filter Press Mud	997701	30g/1ml			SA3↓
	* 2259		↓ ↓ ↓	↓ 02				SA3↓
	2159		MS	01 MS				
	2229		↓ ↓ ↓ MSD	↓ ↓ DS				
	2329		SBLK2 17Aug98-12Y	300948MB2				
↓	2359		LCS-Y ↓ ↓	LCS2				
9/3/98	0028		923ex070(4.0) MSD	02DS				SB1↓
	0058		MS	MS				SB1↓
↓	0128	↓	↓ ↓ ↓	↓ ↓	↓	↓		
							Ear 9/3/98	

* out of sequence

QA-184 RMH 8/94

Instrument Tune

DECAFLUOROTRIPHENYLPHOSPHINE

ning Report
/27/98 9:12
strument: F16
294
se Number:

Data: U16980827 # 294
Cali: U16980827
Analyst: DAT
Laboratory: QUANTERRA

Base m/z:
RIC:
Acct. No.:
Contract:

Ion Abundance Criteria

m/z	Intensity	% RA	Min %	Max %	Mass	Actual	Status
51	15536.	55.2	30.0	60.0	198	55.2	PASS
68	0.	0.0	0.0	2.0	69	0.0	PASS
69	18496.	65.7	0.0	100.0	198	65.7	PASS
70	114.	0.4	0.0	2.0	69	0.6	PASS
127	16080.	57.1	40.0	60.0	198	57.1	PASS
197	0.	0.0	0.0	1.0	198	0.0	PASS
198	28160.	100.0	100.0	100.0	198	100.0	PASS
199	1918.	6.8	5.0	9.0	198	6.8	PASS
275	6992.	24.8	10.0	30.0	198	24.8	PASS
365	800.	2.8	1.0	100.0	198	2.8	PASS
441	3580.	12.7	0.0	100.0	443	79.3	PASS
442	24000.	85.2	40.0	100.0	198	85.2	PASS
443	4512.	16.0	17.0	23.0	442	18.8	PASS

Mass List Data: U16980827 # 295 Base m/z: 198
08/27/98 9:12:00 + 3:17 Cali: F16980821 # 3 RIC: 264704.
Sample: 50UG/ML DFTPP 081398A
Conds.: INST. ID: F16
#294 to #296 summed - #290

35	0.00	0.	Minima	Min Inten:	281.
444			Maxima	# 0	
Mass	% RA	Inten.	Mass	% RA	Inten.
38? S	1.13	318.	165	1.10	310.
39?	5.70	1606.	167	4.51	1270.
50?	15.34	4320.	168	2.36	664.
51? S	55.17	15536.	174	1.06	298.
52?	2.85	802.	175	1.97	554.
56?	2.15	606.	179	3.42	964.
57?	4.20	1184.	180	2.35	662.
63?	2.08	586.	181	1.15	324.
65?	1.34	376.	185	1.30	366.
69	65.68	18496.	186	11.82	3328.
74	5.48	1542.	187	3.52	992.
75	8.17	2300.	192	1.31	370.
76	3.59	1010.	193	1.20	338.
77	57.44	16176.	196	3.66	1030.
78	4.13	1162.	198	100.00	28160.
79	3.93	1106.	199	6.81	1918.
80	3.05	860.	204	2.92	822.
81	3.91	1102.	205	5.36	1508.
82	1.04	294.	206	21.11	5944.
83	1.34	378.	207	3.06	862.
86	1.38	390.	211	1.46	410.
91	1.12	314.	217	5.52	1554.
92	1.14	320.	221	7.40	2084.
93	6.07	1710.	223	1.44	406.
98	4.84	1364.	224	11.39	3208.
99	3.44	970.	225	3.11	876.
101	2.05	578.	227	4.40	1240.
104	1.48	418.	229	1.17	330.
105	1.33	374.	244	9.79	2756.
107	15.37	4328.	245	1.55	436.
108	2.54	714.	246	1.61	452.
110	30.68	8640.	255	45.51	12816.
111	4.28	1206.	256	6.72	1892.
116	1.02	286.	258	2.24	630.
117	10.72	3020.	273	1.63	460.
118	1.02	288.	274	4.53	1276.
122	1.16	328.	275	24.83	6992.
123	1.50	422.	276	3.66	1032.
127	57.10	16080.	277	1.78	502.
128	4.62	1300.	296	5.28	1486.
129	20.06	5648.	323	2.15	606.
130	1.90	536.	334	1.27	358.
135	1.67	470.	365	2.84	800.
141	2.56	722.	372	1.29	362.
142	1.12	316.	423	4.74	1336.
147	1.23	346.	424	1.22	344.
148	2.54	716.	441	12.71	3580.
155	1.41	396.	442	85.23	24000.
156	2.09	588.	443	16.02	4512.
161	1.29	362.	444	1.71	482.

lass List Data: U16980827 # 295 Base m/z: 198
8/27/98 9:12:00 + 3:17 Cali: F16980821 # 3 RIC: 264704.
ample: 50UG/ML DFTPP 081398A
onds.: INST. ID: F16
#294 to #296 summed - #290

65 0.00 0. Minima Min Inten: 0.
75 Maxima # 0

Mass	% RA	Inten.
65?	1.34	376.
67?	0.09	24.
69	65.68	18496.
70	0.40	114.
72	0.09	24.
73	0.82	230.
74	5.48	1542.
75	8.17	2300.

176

Mass List Data: U16980827 # 295 Base m/z: 198
08/27/98 9:12:00 + 3:17 Cali: F16980821 # 3 RIC: 264704.
Sample: 50UG/ML DFTPP 081398A
Conds.: INST. ID: F16
#294 to #296 summed - #290

195	0.00	0.	Minima	Min Inten:	0.
200			Maxima	# 0	

Mass	% RA	Inten.
196	3.66	1030.
198	100.00	28160.
199	6.81	1918.
200	0.60	168.

177

MASS SPECTRUM
08/27/98 9:12:00 + 3:17
SAMPLE: 50UG/ML DFTPP 081398A
CONDS.: INST. ID: F16
TEMP: 217 DEG. C
#294 TO #296 SUMMED - #290

DATA: U16980827 #295
CALI: F16980821 #3

BASE M/Z: 198
RIC: 264704.

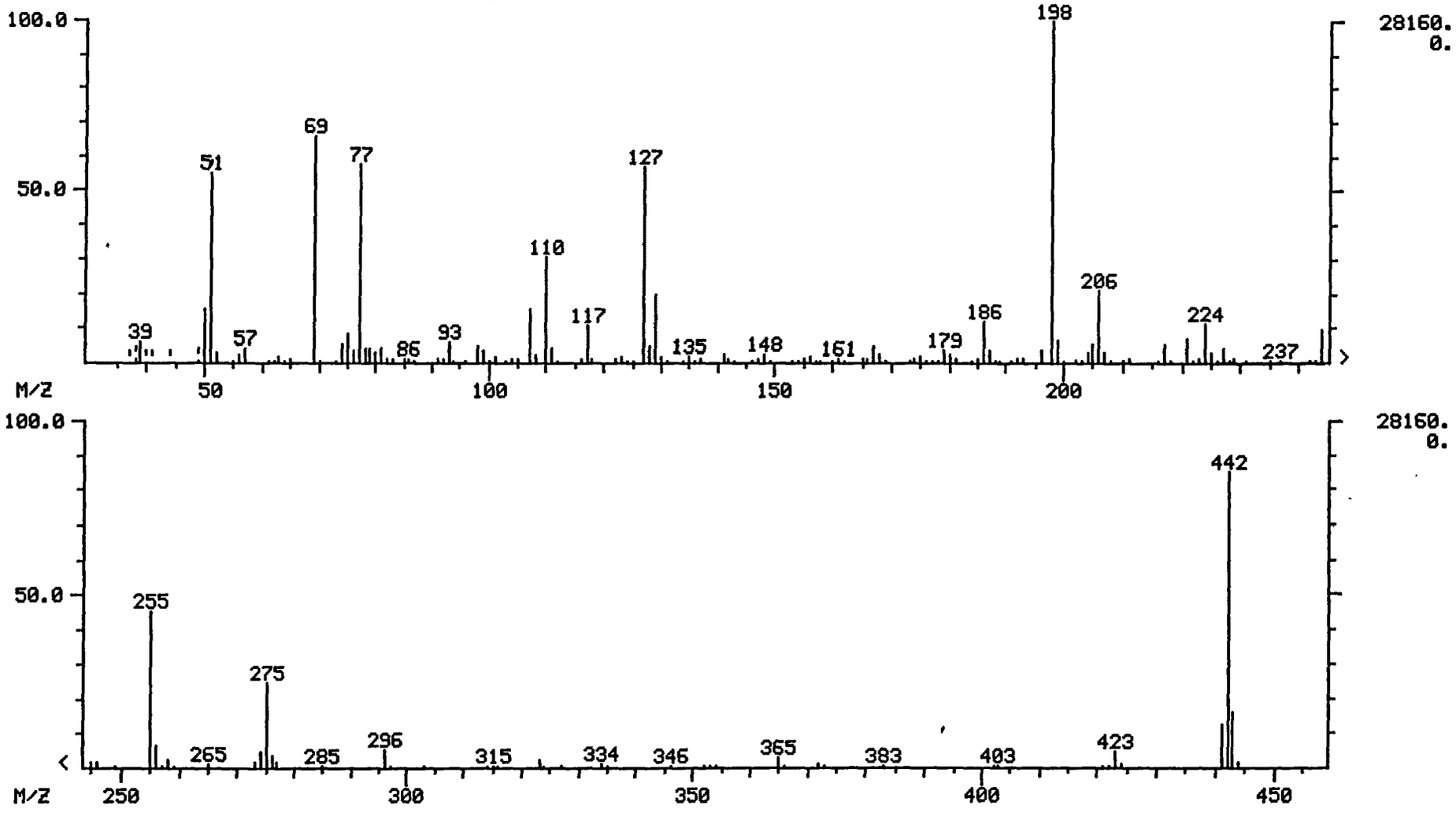

RIC+MASS CHROMATOGRAM DATA: U16980827 #294 SCANS 275 TO 314
08/27/98 9:12:00 CALI: F16980821 #3
SAMPLE: 50UG/ML DFTPP 081398A
CONDS.: INST. ID: F16
RANGE: G 1,3000 LABEL: N 2, 2.0 QUAN: A 6, 2.0 J 0 BASE: U 20, 3

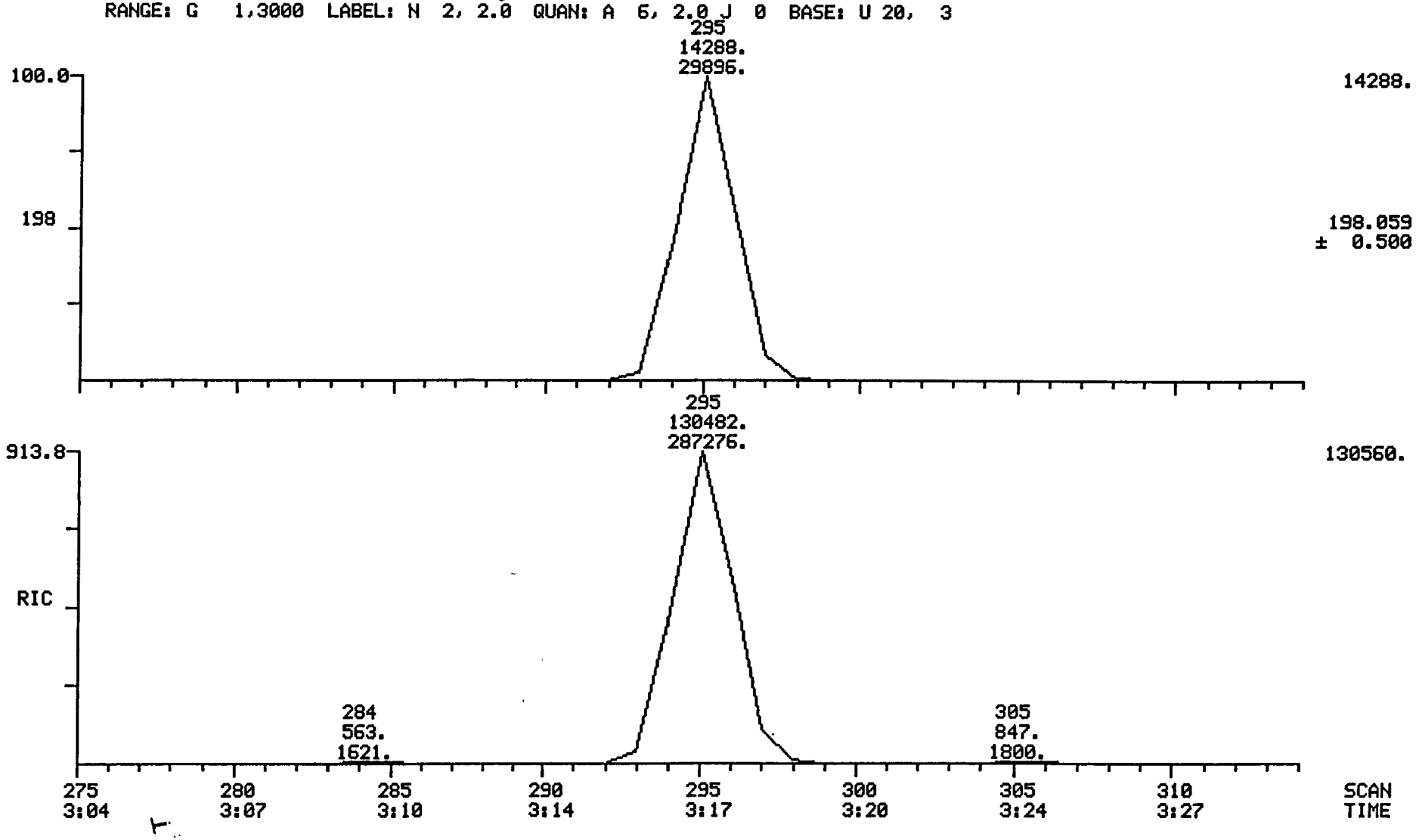

MASS CHROMATOGRAMS
08/27/98 9:12:00
SAMPLE: 50UG/ML DFTPP 081398A
CONDS.: INST. ID: F16
RANGE: G 1,3000 LABEL: N 2, 2.0 QUAN: A 6, 2.0 J 0 BASE: U 20, 3

DATA: U16980827 #294 SCANS 224 TO 514
CALI: F16980821 #3

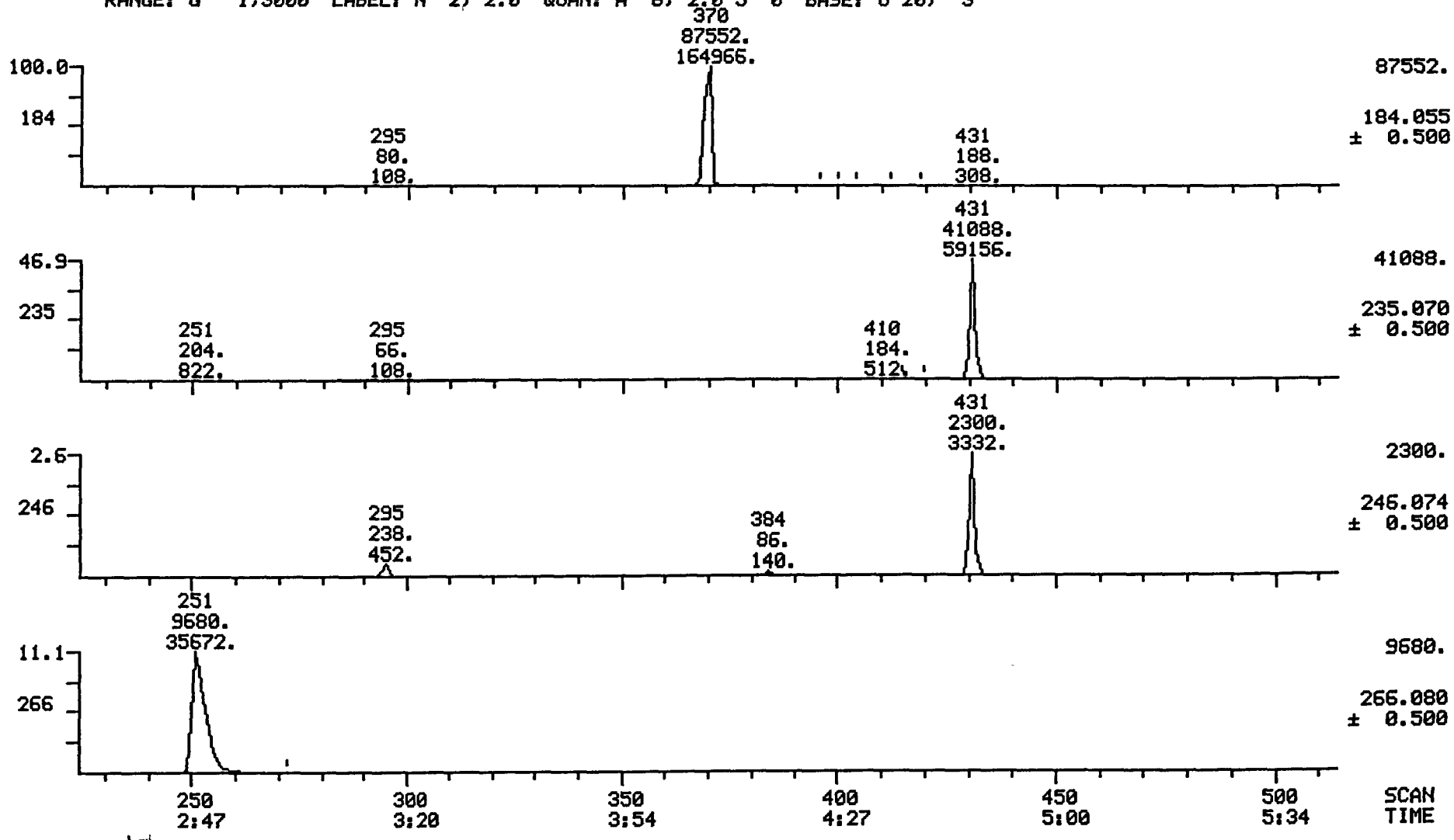

DECAFLUOROTRIPHENYLPHOSPHINE

Tuning Report
08/31/98 12:20
Instrument: F16
288
Case Number:

Data: U16980831 # 288
Cali: U16980831
Analyst: DAT
Laboratory: QUANTERRA

Base m/z:
RIC:
Acct. No.:
Contract:

Ion Abundance Criteria

m/z	Intensity	% RA	Min %	Max %	Mass	Actual	Status
51	16416.	57.0	30.0	60.0	198	57.0	PASS
68	0.	0.0	0.0	2.0	69	0.0	PASS
69	18912.	65.7	0.0	100.0	198	65.7	PASS
70	176.	0.6	0.0	2.0	69	0.9	PASS
127	16416.	57.0	40.0	60.0	198	57.0	PASS
197	0.	0.0	0.0	1.0	198	0.0	PASS
198	28800.	100.0	100.0	100.0	198	100.0	PASS
199	1914.	6.6	5.0	9.0	198	6.6	PASS
275	6792.	23.6	10.0	30.0	198	23.6	PASS
365	756.	2.6	1.0	100.0	198	2.6	PASS
441	3176.	11.0	0.0	100.0	443	85.8	PASS
442	19264.	66.9	40.0	100.0	198	66.9	PASS
443	3700.	12.8	17.0	23.0	442	19.2	PASS

Mass List Data: U16980831 # 289 Base m/z: 198
08/31/98 12:20:00 + 3:13 Cali: F16980821 # 3 RIC: 263168.
Sample: 50UG/ML DFTPP 081398A
Conds.: INST. ID: F16
#288 to #290 summed - #284

35		0.00	0.	Minima	Min Inten:		293.
444				Maxima	#	0	
Mass		% RA	Inten.	Mass		% RA	Inten.
38?		1.37	394.	156		1.97	568.
39?		5.71	1644.	161		1.22	352.
50?		15.17	4368.	167		4.35	1254.
51?		57.00	16416.	168		2.35	678.
52?		3.11	896.	174		1.11	320.
56?		2.22	638.	175		1.82	524.
57?		4.37	1258.	179		3.29	948.
62?		1.02	294.	180		2.39	688.
63?		2.19	632.	181		1.20	346.
65?		1.46	420.	185		1.72	494.
69		65.67	18912.	186		11.75	3384.
74		5.44	1566.	187		3.52	1014.
75		8.26	2380.	192		1.24	356.
76		3.68	1060.	193		1.17	338.
77		57.67	16608.	196		3.90	1122.
78		4.07	1172.	198		100.00	28800.
79		4.06	1170.	199		6.65	1914.
80		2.90	834.	204		2.83	816.
81		3.93	1132.	205		5.09	1466.
82		1.15	332.	206		20.83	6000.
83		1.29	372.	207	S	2.76	794.
86		1.51	434.	211		1.19	344.
91	S	1.03	296.	217		5.33	1534.
92		1.47	424.	221		7.61	2192.
93		6.01	1732.	223		1.55	446.
98		4.58	1320.	224		10.94	3152.
99		3.60	1036.	225		2.89	832.
101		2.12	612.	227		4.19	1206.
103		1.03	298.	229		1.15	332.
104		1.49	430.	244		9.39	2704.
105		1.18	340.	245		1.45	418.
107		15.17	4368.	246		1.57	452.
108		2.48	714.	255		44.11	12704.
110		31.33	9024.	256		6.56	1890.
111		4.54	1308.	258		2.19	632.
116		1.25	360.	273		1.52	438.
117		10.15	2924.	274		4.37	1258.
118		1.02	294.	275		23.58	6792.
122		1.18	340.	276		3.47	1000.
123		1.53	440.	277		1.63	470.
127		57.00	16416.	296		5.10	1468.
128		4.61	1328.	323		2.00	576.
129		19.56	5632.	334		1.21	348.
130		1.83	528.	365		2.62	756.
135		1.60	460.	372		1.12	322.
137		1.05	302.	423		4.56	1314.
141		2.56	738.	441		11.03	3176.
147		1.44	414.	442		66.89	19264.
148		2.72	784.	443		12.85	3700.
155		1.37	396.	444		1.40	402.

1782

Mass List Data: U16980831 # 289 Base m/z: 198
08/31/98 12:20:00 + 3:13 Cali: F16980821 # 3 RIC: 263168.
Sample: 50UG/ML DFTPP 081398A
Conds.: INST. ID: F16
#288 to #290 summed - #284

65	0.00	0.	Minima	Min Inten:	0.
75			Maxima	# 0	

Mass	% RA	Inten.
65?	1.46	420.
67?	0.11	32.
69	65.67	18912.
70	0.61	176.
73	0.85	244.
74	5.44	1566.
75	8.26	2380.

ass List Data: U16980831 # 289 Base m/z: 198
8/31/98 12:20:00 + 3:13 Cali: F16980821 # 3 RIC: 263168.
ample: 50UG/ML DFTPP 081398A
onds.: INST. ID: F16
#288 to #290 summed - #284

195	0.00	0.	Minima	Min Inten:	0.
200			Maxima	# 0	

Mass	% RA	Inten.
195	0.24	70.
196	3.90	1122.
198	100.00	28800.
199	6.65	1914.
200	0.72	206.

1784

MASS SPECTRUM
08/31/98 12:20:00 + 3:13
SAMPLE: 50UG/ML DFTPP 081398A
CONDS.: INST. ID: F16
TEMP: 214 DEG. C
#288 TO #290 SUMMED - #284

DATA: U16980831 #289
CALI: F16980821 #3

BASE M/Z: 198
RIC: 263168.

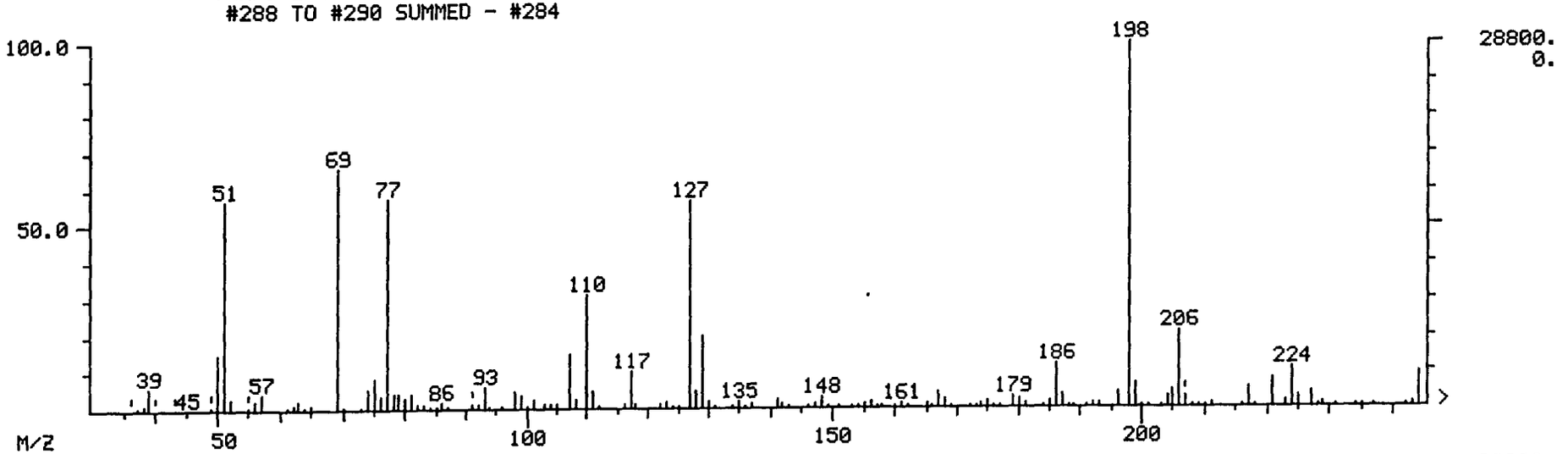

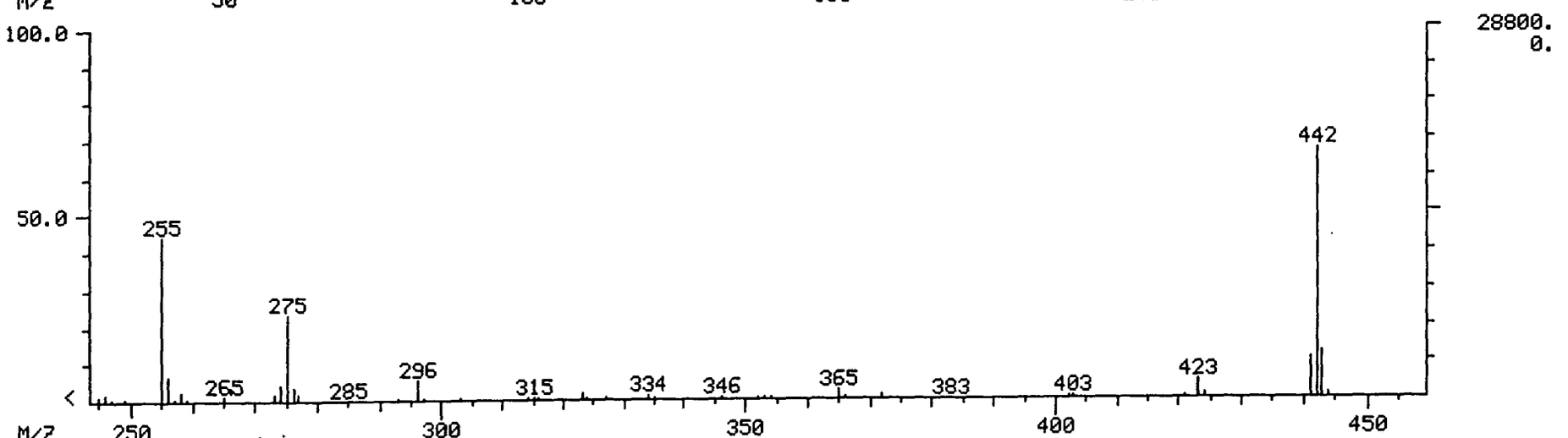

RIC+MASS CHROMATOGRAM DATA: U16980831 #288 SCANS 270 TO 309
08/31/98 12:20:00 CALI: F16980821 #3
SAMPLE: 50UG/ML DFTPP 081398A
CONDS.: INST. ID: F16
RANGE: G 1,3000 LABEL: N 2, 2.0 QUAN: A 6, 2.0 J 0 BASE: U 20, 3

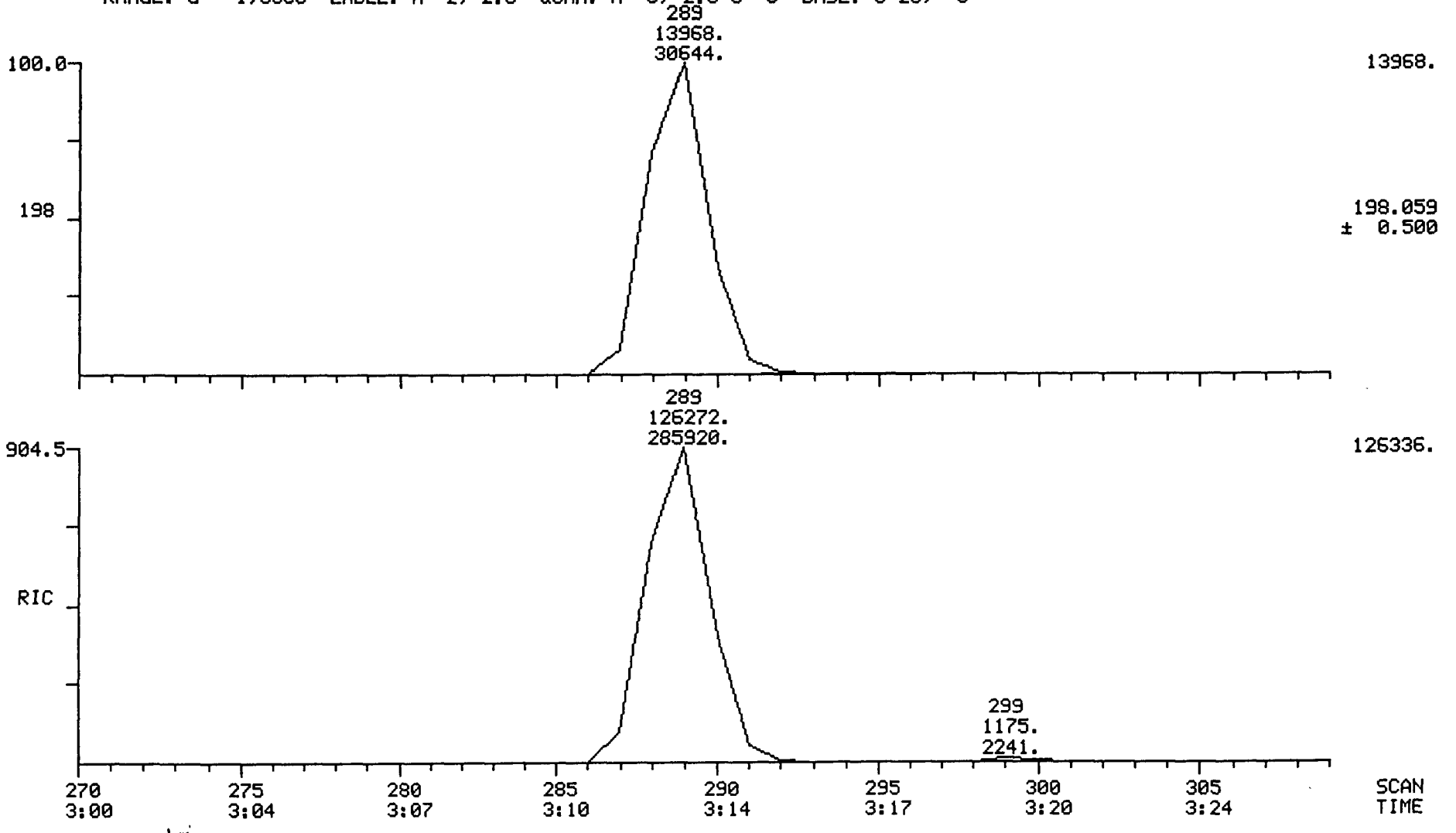

MASS CHROMATOGRAMS
08/31/98 12:20:00
SAMPLE: 50UG/ML DFTPP 081398A
CONDS.: INST. ID: F16
RANGE: G 1,3000 LABEL: N 2, 2.0 QUAN: A 6, 2.0 J 0 BASE: U 20, 3

DATA: U16980831 #288 SCANS 218 TO 508
CALI: F16980821 #3

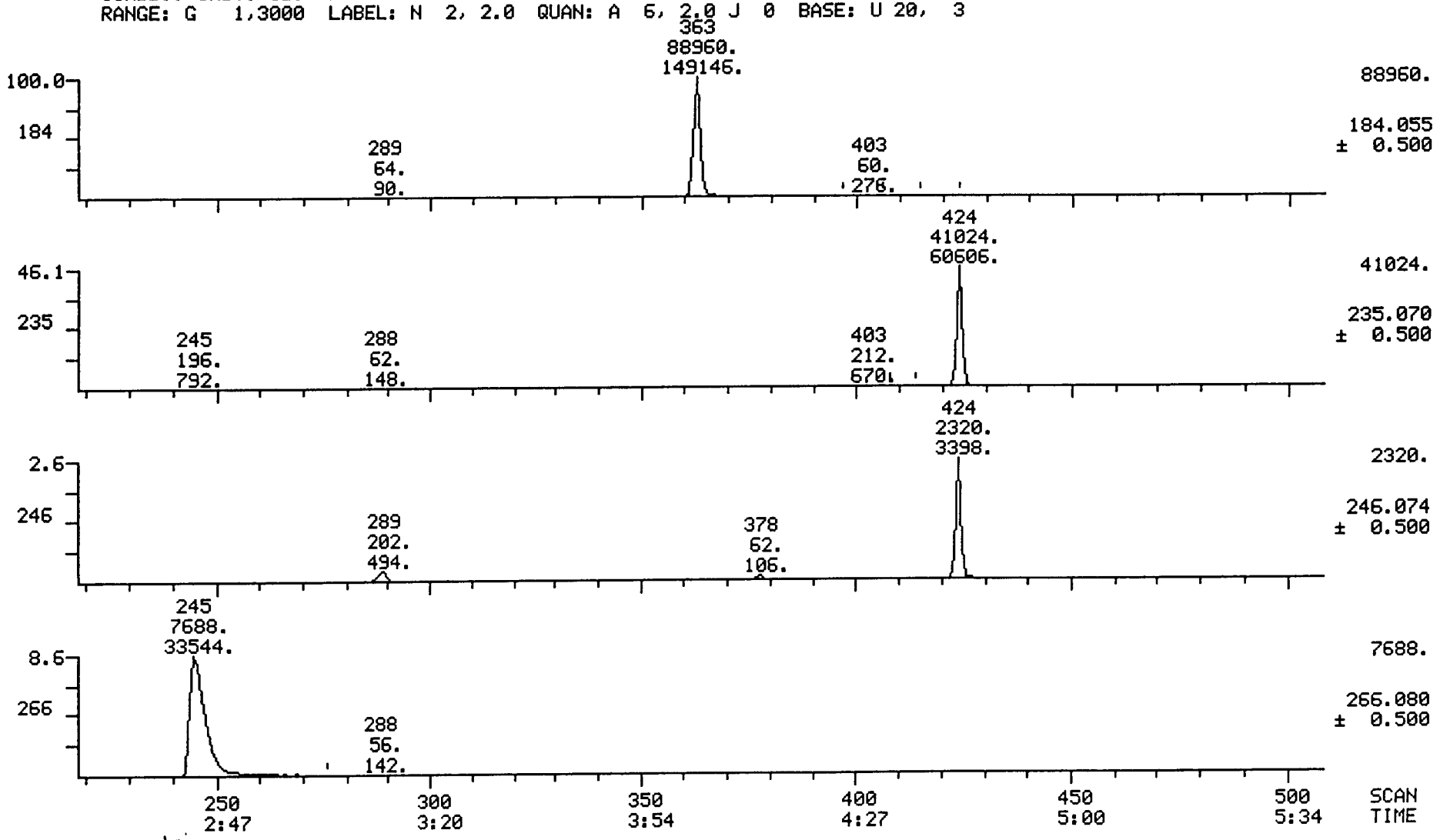

DECAFLUOROTRIPHENYLPHOSPHINE

ning Report
/02/98 14:41
strument: F16
288
se Number:

Data: U16980902 # 288
Cali: U16980902
Analyst: DAT
Laboratory: QUANTERRA

Base m/z:
RIC:
Acct. No.:
Contract:

Ion Abundance Criteria

m/z	Intensity	% RA	Min %	Max %	Mass	Actual	Status
51	13072.	52.6	30.0	60.0	198	52.6	PASS
68	0.	0.0	0.0	2.0	69	0.0	PASS
69	15232.	61.3	0.0	100.0	198	61.3	PASS
70	126.	0.5	0.0	2.0	69	0.8	PASS
127	13728.	55.3	40.0	60.0	198	55.3	PASS
197	0.	0.0	0.0	1.0	198	0.0	PASS
198	24832.	100.0	100.0	100.0	198	100.0	PASS
199	1688.	6.8	5.0	9.0	198	6.8	PASS
275	6400.	25.8	10.0	30.0	198	25.8	PASS
365	722.	2.9	1.0	100.0	198	2.9	PASS
441	3212.	12.9	0.0	100.0	443	79.8	PASS
442	21024.	84.7	40.0	100.0	198	84.7	PASS
443	4024.	16.2	17.0	23.0	442	19.1	PASS

Mass List Data: U16980902 # 289 Base m/z: 198
09/02/98 14:41:00 + 3:13 Cali: U16980902 # 3 RIC: 231424.
Sample: 50UG/ML DFTPP 081398A
Conds.: INST. ID: F16
#288 to #290 summed - #284

35	0.00	0.	Minima	Min Inten:	251.
444			Maxima	# 0	
Mass	% RA	Inten.	Mass	% RA	Inten.
39? S	5.71	1418.	168	2.24	556.
50?	14.30	3552.	174	1.21	300.
51?	52.64	13072.	175	1.90	472.
52?	2.90	720.	177	1.10	272.
56?	2.02	502.	179	3.14	780.
57?	4.16	1032.	180	2.42	600.
63?	1.96	486.	181	1.30	322.
65?	1.36	338.	185	1.78	442.
69	61.34	15232.	186	11.66	2896.
74	4.97	1234.	187	3.70	918.
75	7.72	1918.	192	1.17	290.
76	3.19	792.	193	1.23	306.
77	54.12	13440.	196	3.97	986.
78	3.82	948.	198	100.00	24832.
79	3.93	976.	199	6.80	1688.
80	2.85	708.	204	2.79	692.
81	3.85	956.	205	5.28	1312.
82	1.10	274.	206	21.55	5352.
83	1.06	264.	207	3.09	768.
86	1.33	330.	211	1.68	416.
91	1.19	296.	217	5.56	1380.
92	1.35	334.	221	6.97	1732.
93	6.05	1502.	222	1.29	320.
98	4.46	1108.	223	1.71	424.
99	3.33	826.	224	11.39	2828.
101	2.09	518.	225	3.12	776.
104	1.54	382.	227	4.17	1036.
105	1.36	338.	229	1.15	286.
107	14.11	3504.	244	9.78	2428.
108	2.46	612.	245	1.60	398.
110	28.80	7152.	246	1.81	450.
111	4.19	1040.	255	46.65	11584.
116	1.19	296.	256	7.03	1746.
117	10.07	2500.	258	2.38	590.
123	1.46	362.	273	1.83	454.
125	1.01	252.	274	4.43	1100.
127	55.28	13728.	275	25.77	6400.
128	4.74	1176.	276	3.76	934.
129	18.94	4704.	277	1.79	444.
130	2.00	496.	296	5.38	1336.
135	1.68	418.	323	2.09	520.
137	1.08	268.	334	1.32	328.
141	2.54	630.	365	2.91	722.
147	1.37	340.	372	1.26	314.
148	2.75	684.	423	4.85	1204.
155	1.43	354.	424	1.25	310.
156	1.94	482.	441	12.93	3212.
161	1.31	326.	442	84.66	21024.
165	1.11	276.	443	16.20	4024.
167	4.49	1114.	444	1.80	446.

ss List Data: U16980902 # 289 Base m/z: 198
/02/98 14:41:00 + 3:13 Cali: U16980902 # 3 RIC: 231424.
mple: 50UG/ML DFTPP 081398A
nds.: INST. ID: F16
288 to #290 summed - #284

65 0.00 0. Minima Min Inten: 0.
75 Maxima # 0

ass	% RA	Inten.
65?	1.36	338.
69	61.34	15232.
70	0.51	126.
73	0.74	184.
74	4.97	1234.
75	7.72	1918.

Mass List Data: U16980902 # 289 Base m/z: 198
09/02/98 14:41:00 + 3:13 Cali: U16980902 # 3 RIC: 231424.
Sample: 50UG/ML DFTPP 081398A
Conds.: INST. ID: F16
#288 to #290 summed - #284

195	0.00	0.	Minima	Min Inten:	0.
200			Maxima	#	0

Mass	% RA	Inten.
196	3.97	986.
198	100.00	24832.
199	6.80	1688.
200	0.92	228.

MASS SPECTRUM
09/02/98 14:41:00 + 3:13
SAMPLE: 50UG/ML DFTPP 081398A
CONDS.: INST. ID: F16
TEMP: 215 DEG. C
#288 TO #290 SUMMED - #284

DATA: U16980902 #289
CALI: U16980902 #3

BASE M/Z: 198
RIC: 231424.

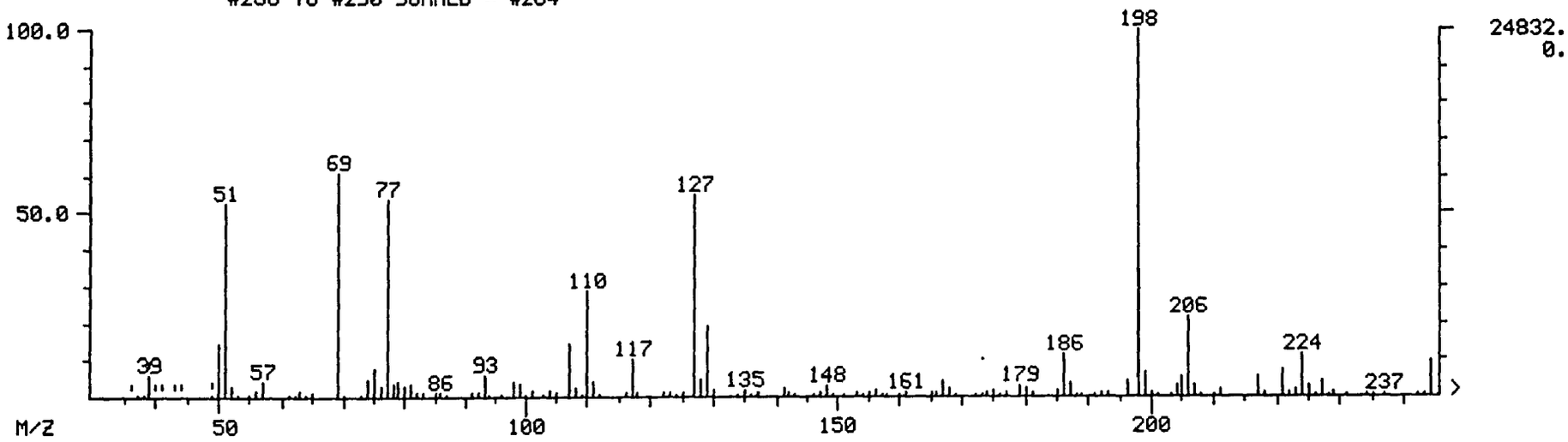

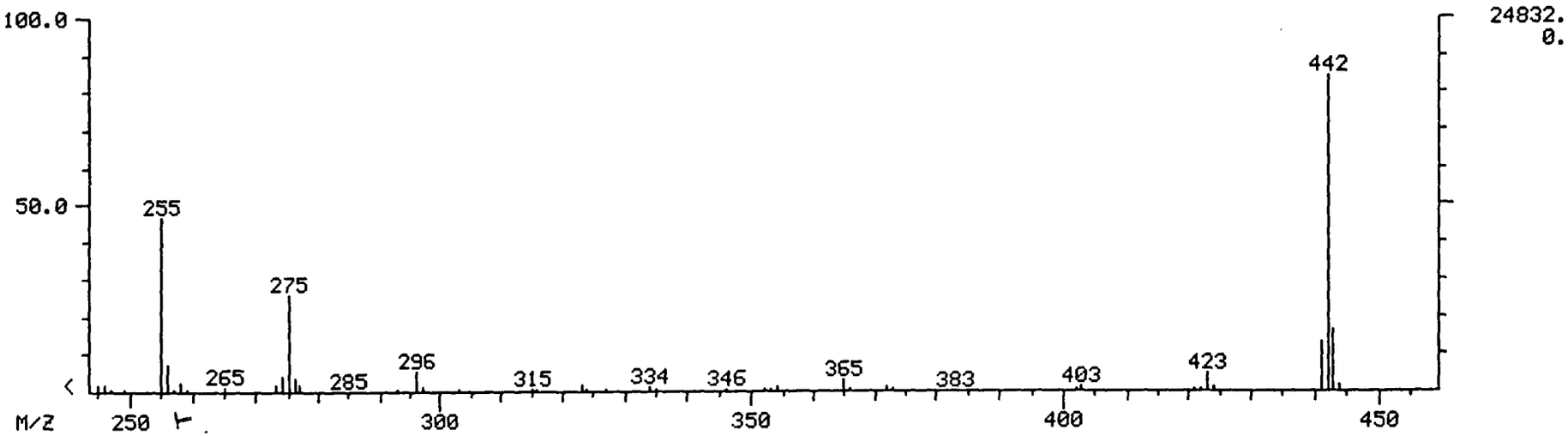

RIC+MASS CHROMATOGRAM DATA: U16980902 #288 SCANS 270 TO 309
09/02/98 14:41:00 CALI: U16980902 #3
SAMPLE: 50UG/ML DFTPP 081398A
CONDS.: INST. ID: F16
RANGE: G 1,3000 LABEL: N 2, 2.0 QUAN: A 6, 2.0 J 0 BASE: U 20, 3

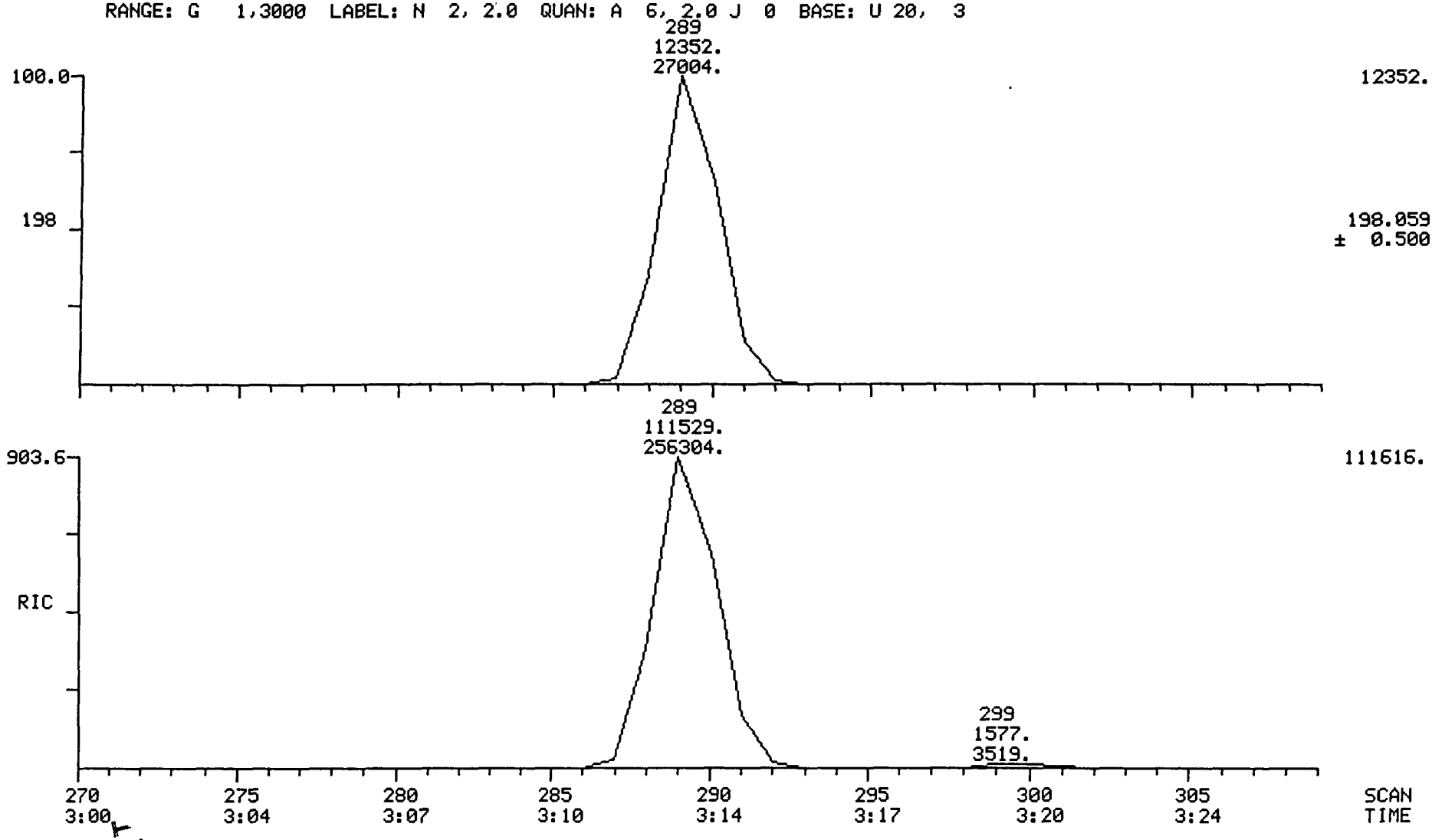

MASS CHROMATOGRAMS DATA: U16980902 #288 SCANS 218 TO 508
09/02/98 14:41:00 CALI: U16980902 #3
SAMPLE: 50UG/ML DFTPP 081398A
CONDS.: INST. ID: F16
RANGE: G 1,3000 LABEL: N 2, 2.0 QUAN: A 6, 2.0 J 0 BASE: U 20, 3

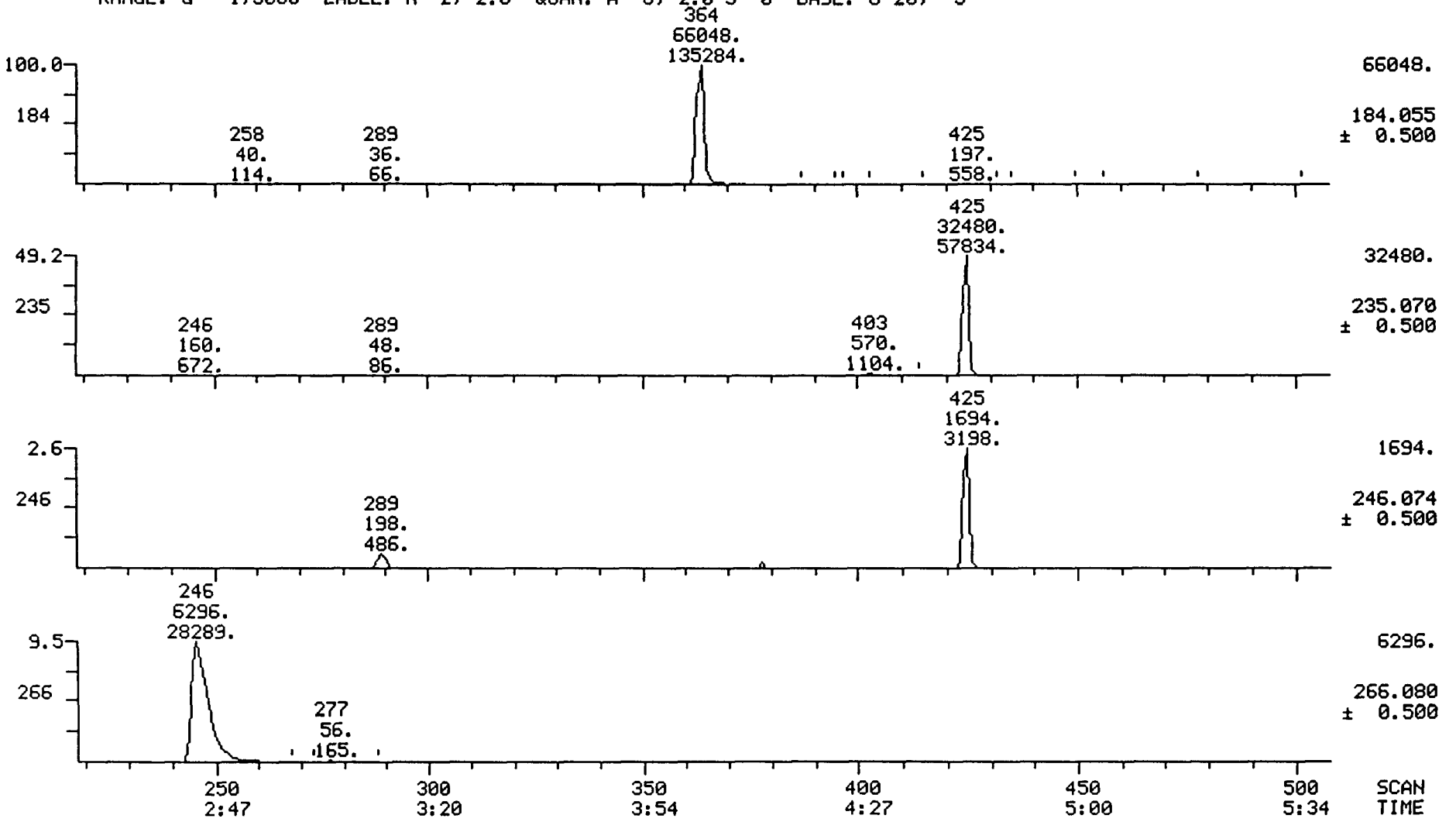

TECHNICAL REPORT DATA

Please read instructions on the reverse before completing

1. REPORT NO. EPA-454/R-00-025F	2.	3. RECIPIENT'S ACCESSION NO.
4. TITLE AND SUBTITLE Final Report Hot Mix Asphalt Plants, Truck Loading and Silo Filling, Manual Methods Testing, Asphalt Plant C, Los Angeles, California Volume 6 of 8		5. REPORT DATE May 2000 6. PERFORMING ORGANIZATION CODE
7. AUTHOR(S) Frank J. Phoenix		8. PERFORMING ORGANIZATION REPORT NO.
9. PERFORMING ORGANIZATION NAME AND ADDRESS Pacific Environmental Services, Inc. Post Office Box 12077 Research Triangle Park, North Carolina 27709-2077		10. PROGRAM ELEMENT NO. 11. CONTRACT/GRANT NO. 68-D-98004
12. SPONSORING AGENCY NAME AND ADDRESS U.S. Environmental Protection Agency Office of Air Quality Planning and Standards Emissions, Monitoring and Analysis Division Research Triangle Park, North Carolina 27711		13. TYPE OF REPORT AND PERIOD COVERED Final 14. SPONSORING AGENCY CODE EPA/200/04

15. SUPPLEMENTARY NOTES

16. ABSTRACT

The United States Environmental Protection Agency (EPA) Office of Air Quality Planning and Standards (OAQPS) is investigating hot mix asphalt plants to identify and quantify particulate matter (PM), methylene chloride extractable matter (MCEM), and organic hazardous air pollutant (HAP) emissions during asphalt concrete loading operations. In support of this investigation, the OAQPS issued Pacific Environmental Services, Inc. (PES) a series of work assignments to conduct emissions testing at a hot mix asphalt plant during load-out operations.

The primary objective of the emissions testing was to characterize the uncontrolled emissions of PM, MCEM, polynuclear aromatic hydrocarbons (PAHs), semi-volatile organic hazardous air pollutants (SVOHAPS), and volatile organic hazardous air pollutants (VOHAPS) from a hox mix production plant during loading operations. An asphalt plant south of Los Angeles, California was selected by EPA as the host facility. Testing was performed over five consecutive days beginning on July 24, 1998. Testing was performed under two conditions. Under normal operations, testing was performed to characterize load-out emissions from the tunnel exhaust and load-in emissions from the asphalt concrete storage silo. Under background conditions, testing was performed to characterize emissions from the combustion of diesel fuel in transport trucks.

The entire report consists of eight volumes totaling 4,234 pages, Vol. 1 (388 pages), Vol. 2 (308 pages), Vol. 3 (573 pages), Vol. 4 (694 pages), Vol. 5 (606 pages), Vol. 6 (564 pages), Vol. 7 (570 pages), and Vol. 8 (531 pages).

17. KEY WORDS AND DOCUMENT ANALYSIS

a. DESCRIPTIONS	b. IDENTIFIERS/OPEN ENDED TERMS	c. COASTI Field/Group
Hazardous Air Pollutants Methylene Chloride Extractable Matter Particulate Matter Polynuclear Aromatic Hydrocarbons Semi-volatile Organic Hazardous Air Pollutants Volatile Organic Hazardous Air Pollutants		

18. DISTRIBUTION STATEMENT Unlimited	19. SECURITY CLASS *(This Report)* Unclassified	21. NO. OF PAGES Vol. 6 - 564
	20. SECURITY CLASS *(This page)* Unclassified	22. PRICE