United States
Environmental Protection
Agency

Office of Air Quality
Planning and Standards
Research Triangle Park, NC 27711

EPA-454/R-00-025B
May 2000

AIR

EPA

Final Report

Hot Mix Asphalt Plants
Truck Loading and Silo Filling
Manual Methods Testing

Asphalt Plant C
Los Angeles, California

Volume 2 of 8

Office of Air Quality
Clean Air
OAQPS
Planning and Standards

FINAL REPORT

HOT MIX ASPHALT PLANTS
TRUCK LOADING AND SILO FILLING
MANUAL METHODS TESTING
ASPHALT PLANT C, LOS ANGELES, CALIFORNIA

VOLUME 2 OF 8
APPENDIX B

EPA Contract No. 68-D-98-004
Work Assignment No. 3-02

Prepared for:

Mr. Michael L. Toney (MD-19)
Work Assignment Manager
SMTG, EMC, OAQPS
U.S. Environmental Protection Agency
Research Triangle Park, NC 27711

May 2000

Submitted by

PACIFIC ENVIRONMENTAL SERVICES, INC.
5001 S. Miami Blvd., Suite 300
Post Office Box 12077
Research Triangle Park, NC 27709-2077
(919) 941-0333
FAX (919) 941-0234

U.S. Environmental Protection Agency
Region 5, Library (PL-12J)
77 West Jackson Boulevard, 12th Floor
Chicago, IL 60604-3590

0222 45131466

DISCLAIMER

The information in this document has been funded wholly or in part by the Office of Air Quality Planning and Standards, U.S. Environmental Protection Agency (EPA) under contract to Pacific Environmental Services, Inc. (PES). PES performed the work presented in this document under three EPA contracts and seven Work Assignments; EPA Contract No. 68-D-98-004, Work Assignment Nos. 1-08, 2-07, 3-02, and 3-05, EPA Contract No. 68-D-70002, Work Assignment Nos. 0-05 and 1-07, and EPA Contract No. 68-D-70069, Work Assignment No. 2-16. This document has been prepared by PES, reviewed following PES' internal quality assurance procedures, and approved by PES for distribution. This document has been subjected to the Agency's review, and has been approved by EPA for publication as an EPA document. Mention of trade names does not constitute endorsement by the EPA or PES.

TABLE OF CONTENTS

VOLUME 1 Page

1.0 INTRODUCTION 1-1

2.0 SUMMARY OF TEST RESULTS 2-1

2.1 OVERVIEW 2-1
2.2 TREATMENT OF NON-DETECTS AND ESTIMATES 2-2
2.3 TUNNEL EXHAUST DUCT 2-2
2.4 SILO EXHAUST DUCT RESULTS 2-12
2.5 PM AND MCEM DEPOSITION ESTIMATES 2-15
2.6 METEOROLOGICAL STATION RESULTS 2-15

3.0 PROCESS DESCRIPTION 3-1

3.1 COORDINATION BETWEEN TESTING AND PROCESS OPERATIONS 3-3
3.2 PROCESS MONITORING DURING TESTING 3-3
3.3 PROCESS SAMPLES 3-4
3.4 VELOCITY OF AIR ACROSS TOP OF TRANSPORT TRUCKS DURING LOAD-OUT 3-5

4.0 SAMPLING LOCATIONS 4-1

4.1 TUNNEL EXHAUST DUCT 4-1
4.2 SILO EXHAUST DUCT 4-1

5.0 SAMPLING AND ANALYTICAL PROCEDURES 5-1

5.1 LOCATION OF MEASUREMENT SITES AND SAMPLE/VELOCITY TRAVERSE POINTS 5-1
5.2 DETERMINATION OF EXHAUST GAS VOLUMETRIC FLOW RATE 5-1
5.3 DETERMINATION OF EXHAUST GAS DRY MOLECULAR WEIGHT 5-3
5.4 DETERMINATION OF EXHAUST GAS MOISTURE CONTENT 5-3

TABLE OF CONTENTS (CONTINUED)

VOLUME 1 (CONTINUED) Page

5.5 DETERMINATION OF PM AND MCEM 5-3
5.6 DETERMINATION OF VOHAPs 5-3
5.7 DETERMINATION OF SVOHAPs 5-7
5.8 DETERMINATION OF WIND SPEED, WIND DIRECTION, AMBIENT TEMPERATURE, AND AMBIENT HUMIDITY 5-7
5.9 ESTIMATE OF PM AND MCEM ON THE CEILING OF THE LOAD-OUT TUNNEL DOWNSTREAM OF SILO NO. 5 5-7
5.10 ESTIMATE OF PM AND MCEM DEPOSITION ON THE INSIDE WALLS OF THE SILO NO. 2 EXHAUST PLENUM 5-9
5.11 ESTIMATE OF PM AND MCEM DEPOSITION ON THE INSIDE WALLS OF THE SILO EXHAUST DUCT 5-9
5.12 ESTIMATE OF PM AND MCEM DEPOSITION ON THE INSIDE WALLS OF THE TUNNEL EXHAUST DUCT 5-10

6.0 QUALITY ASSURANCE/QUALITY CONTROL (QA/QC) PROCEDURES AND RESULTS 6-1

6.1 CALIBRATION AND PREPARATION OF APPARATUS 6-1
6.2 REAGENTS AND GLASSWARE PREPARATION 6-2
6.3 ON-SITE SAMPLING 6-3
6.4 SAMPLE RECOVERY 6-4
6.5 LABORATORY ANALYTICAL QA/QC PROCEDURES 6-5
6.6 QA COORDINATOR FIELD AUDIT 6-7

APPENDIX A - TEST RESULTS AND CALCULATIONS 1

A.1 TED TEST RESULTS 3
A.2 SED TEST RESULTS 101
A.3 EXAMPLE CALCULATIONS 195
A.4 PARTICULATE DEPOSITION DATA 204
A.5 CAPTURE EFFICIENCY CALCULATIONS 211

VOLUME 2

APPENDIX B - PROCESS DATA 1

B.1 PRODUCTION RECORDS FOR 7/24/98 THROUGH 7/28/98 3
B.2 PRODUCT STORAGE RECORDS FOR 7/25/98 THROUGH 7/28/98 9

TABLE OF CONTENTS (CONTINUED)

VOLUME 2 (CONTINUED)

APPENDIX B - PROCESS DATA (CONTINUED)

B.3 LOAD-OUT RECORDS USED IN TED EMISSION CALCULATIONS .. 19
B.4 LOAD-OUT RECORDS FOR 6/18/98 THROUGH 7/26/98 33
B.5 LOAD-OUT RECORDS FOR 7/24/98 THROUGH 7/28/98 44
B.6 SILO NO. 2 LOAD-IN RECORDS USED IN SED EMISSION CALCULATIONS 68
B.7 ASPHALT TEMPERATURES AT LOAD-OUT 90
B.8 MASS CHANGE RESULTS FROM ASTM TESTS PERFORMED ON ASPHALT CEMENT SAMPLES 93
B.9 VELOCITY OF AIR ACROSS TOP OF TRANSPORT TRUCKS DURING LOAD-OUT 100
B.10 METALS ANALYSIS OF PROCESS SAMPLES 104

VOLUME 3

APPENDIX C - FIELD DATA 1

C.1 TED FIELD DATA 2
C.2 SED FIELD DATA 59
C.3 METEOROLOGICAL STATION DATA 89
C.4 ON-SITE GC/MS REPORT AND DATA 118

APPENDIX D - QA/QC DATA 230

APPENDIX E - PROJECT PARTICIPANTS 280

APPENDIX F - TEST METHODS

F.1 EPA METHOD 1
F.2 EPA METHOD 1A
F.3 EPA METHOD 2
F.4 EPA METHOD 4
F.5 EPA METHOD 18
F.6 EPA METHOD 315
F.7 SW-846 METHOD 0010
F.8 SW-846 METHOD 0030

TABLE OF CONTENTS (CONCLUDED)

VOLUME 4

APPENDIX G - ANALYTICAL DATA 1

G.1 PM AND MCEM DATA 1a
G.2 PAH/SVOHAPS CASE NARRATIVE AND PAH DATA 1k

VOLUME 5

APPENDIX G - ANALYTICAL DATA (CONTINUED) 659

G.3 SVOHAPS DATA 659

VOLUME 6

APPENDIX G - ANALYTICAL DATA (CONTINUED) 1248

G.3 SVOHAPS DATA (CONCLUDED) 1248

VOLUME 7

APPENDIX G - ANALYTICAL DATA (CONTINUED) 1a

G.4 VOHAPS DATA 1c

VOLUME 8

APPENDIX G - ANALYTICAL DATA (CONCLUDED) 1a

G.4 VOHAPS DATA (CONCLUDED) 1c
G.5 EPA METHOD 18 REPORT AND DATA 260

LIST OF TABLES

Page

Table 1.1 Test Log Tunnel Exhaust Duct, Asphalt Plant C - California 1-4
Table 1.2 Test Log Silo Exhaust Duct, Asphalt Plant C - California 1-5

Table 2.1 Summary of Results, Production Emissions for PM, MCEM, PAH, SVOHAP and VOHAP, Asphalt Plant C, California - July 1998 2-3
Table 2.2 Summary of Results, Average PM and MCEM Emissions, Asphalt Plant C, California - July 1998 2-4
Table 2.3 Summary of Results, Average PAH and SVOHAP Emissions, Asphalt Plant C, California - July 1998 2-5
Table 2.4 Summary of Results, Average VOHAP Emissions, Asphalt Plant C, California - July 1998 2-6
Table 2.5 Summary of Results, PAHS, SVOHAPS, & VOHAPS Average Emissions, Silo Exhaust Duct - Asphalt Plant C, California, July 1998 2-7
Table 2.6 PM and MCEM Emissions Sampling and Exhaust Gas Parameters Normal Operations, Tunnel Exhaust Duct, Asphalt Plant C - California .. 2-16
Table 2.7 PM and MCEM Exhaust Gas Concentrations and Emission Rates, Normal Operations, Tunnel Exhaust Duct, Asphalt Plant C - California 2-17
Table 2.8 PAHs and Semi-Volatile Organics Emissions Sampling and Exhaust Gas Parameters, Normal Operations, Tunnel Exhaust Duct, Asphalt Plant C - California 2-18
Table 2.9 PAHs Exhaust Gas Concentrations and Emission Rates, Normal Operations Tunnel Exhaust Duct, Asphalt Plant C - California 2-19
Table 2.10 Semi-Volatile Organics Exhaust Gas Concentrations and Emission Rates, Normal Operations, Tunnel Exhaust Duct, Asphalt Plant C - California .. 2-21
Table 2.11 Volatile Organics - SW-846 Method 0030 Emissions Sampling and Exhaust Gas Parameters, Normal Operations, Tunnel Exhaust Duct, Asphalt Plant C - California 2-30
Table 2.12 Volatile Organics - SW-846 Method 0030 Exhaust Gas Concentrations and Emission Rates, Normal Operation, Tunnel Exhaust Duct, Asphalt Plant C - California 2-31
Table 2.13 Volatile Organics - EPA Method 18 Emissions Sampling and Exhaust Gas Parameters, Normal Operations, Tunnel Exhaust Duct, Asphalt Plant C - California 2-36
Table 2.14 Volatile Organics - EPA Method 18 Exhaust Gas Concentrations and Emission Rates, Normal Operations, Tunnel Exhaust Duct, Asphalt Plant C - California 2-37
Table 2.15 On-Site GC/MS Volatile Organics Exhaust Gas Concentrations and Emission Rates with Vost (SW-846 Method 0030) and EPA Method 18 Comparison, Tunnel Exhaust Duct, Asphalt Plant C - California 7/24/98 . 2-38
Table 2.16 PM and MCEM Emissions Sampling and Exhaust Gas Parameters, Background Condition, Tunnel Exhaust Duct, Asphalt Plant C - California 2-39

LIST OF TABLES (CONTINUED)

Page

Table 2.17 PM and MCEM Exhaust Gas Concentrations and Emission Rates, Background Condition, Tunnel Exhaust Duct, Asphalt Plant C - California 2-40

Table 2.18 PAHs and Semi-Volatile Organics Emissions Sampling and Exhaust Gas Parameters Background Condition, Tunnel Exhaust Duct, Asphalt Plant C - California 2-41

Table 2.19 PAHs Exhaust Gas Concentrations and Emission Rates, Background Condition, Tunnel Exhaust Duct, Asphalt Plant C - California 2-42

Table 2.20 Semi-Volatile Organics Exhaust Gas Concentrations and Emission Rates, Background Condition, Tunnel Exhaust Duct, Asphalt Plant C - California 2-44

Table 2.21 Volatile Organics - SW-846 Method 0030 Emissions Sampling and Exhaust Gas Parameters, Background Condition, Tunnel Exhaust Duct, Asphalt Plant C - California 2-53

Table 2.22 Volatile Organics - SW-846 Method 0030 Exhaust Gas Concentrations and Emission Rates, Background Condition, Tunnel Exhaust Duct, Asphalt Plant C - California 2-54

Table 2.23 Volatile Organics - EPA Method 18 Emissions Sampling and Exhaust Gas Parameters, Background Condition, Tunnel Exhaust Duct, Asphalt Plant C - California 2-59

Table 2.24 Volatile Organics - EPA Method 18 Exhaust Gas Concentrations and Emission Rates, Background Condition, Tunnel Exhaust Duct, Asphalt Plant C - California 2-60

Table 2.25 Sample Log Silo Exhaust Duct, Asphalt Plant C - California 2-61

Table 2.26 PM and MCEM Emissions Sampling and Exhaust Gas Parameters, Silo Exhaust Duct, Asphalt Plant C - California 2-62

Table 2.27 PM and MCEM Exhaust Gas Concentrations and Emission Rates, Silo Exhaust Duct, Asphalt Plant C - California 2-63

Table 2.28 PAHs and Semi-Volatile Organics Emissions Sampling and Exhaust Gas Parameters, Silo Exhaust Duct, Asphalt Plant C - California 2-64

Table 2.29 PAHs Exhaust Gas Concentrations and Emission Rates, Silo Exhaust Duct, Asphalt Plant C - California 2-65

Table 2.30 Semi-Volatile Organics Exhaust Gas Concentrations and Emission Rates, Silo Exhaust Duct, Asphalt Plant C - California 2-67

Table 2.31 Volatile Organics - SW-846 Method 0030 Emissions Sampling and Exhaust Gas Parameters, Silo Exhaust Duct, Asphalt Plant C - California . 2-76

Table 2.32 Volatile Organics - SW-846 Method 0030 Exhaust Gas Concentrations and Emission Rates, Silo Exhaust Duct, Asphalt Plant C - California 2-77

Table 2.33 On-Site GC/MS Volatile Organics Exhaust Gas Concentrations and Emission Rates with Vost (SW-846 Method 0030) Comparison, Silo Exhaust Duct, Asphalt Plant C - California 7/25/98 2-82

LIST OF TABLES (CONCLUDED)

Page

Table 2.34 PM and MCEM Deposition Estimates, Asphalt Plant C - California 2-83
Table 2.35 Meteorological Data Summary, Asphalt Plant C - California 2-84

Table 3.1 Load-out Data Used in TED Emission Calculations 3-6
Table 3.2 Load-in Data for Silo No. 2 Used in SED Emission Calculations 3-7
Table 3.3 Asphalt Temperatures at Load-out, Asphalt Plant C, California 3-8
Table 3.4 Mass Change of Asphalt, Asphalt Plant C, California 3-9
Table 3.5 Results of Metals Analyses of Asphalt Samples, Asphalt Plant C, California 3-10
Table 3.6 Air Velocity Over Transport Trucks During Load-out, Asphalt Plant C, California 3-11

Table 5.1 Summary of Sampling and Analytical Methods, Asphalt Plant C, California 5-2

Table 6.1 Summary of Temperature Sensor Calibration Data 6-8
Table 6.2 Summary of Pitot Tube Dimensional Data 6-9
Table 6.3 Summary of Dry Gas Meter and Orifice Calibration Data 6-10
Table 6.4 Summary of EPA Method 315 and SW-846 Method 0010 Field Sampling QA/QC Data 6-11
Table 6.5 Summary of EPA Method 315 Blank Sample Catches 6-12
Table 6.6 SW-846 Method 0010 PAHs Field and Laboratory Blanks Results, Tunnel Exhaust Duct 6-13
Table 6.7 SW-846 Method 0010 PAHs Field and Laboratory Blanks Results, Silo Exhaust Duct 6-14
Table 6.8 SW-846 Method 0010 PAHs Surrogate Recovery Results, Tunnel Exhaust Duct 6-15
Table 6.9 SW-846 Method 0010 Semi-Volatile Surrogate Recovery Results Tunnel Exhaust Duct 6-16
Table 6.10 SW-846 Method 0010 PAHs Surrogate Recovery Results, Silo Exhaust Duct 6-17
Table 6.11 SW-846 Method 0010 Semi-Volatile Surrogate Recovery Results Silo Exhaust Duct 6-18
Table 6.12 SW-846 Method 0030 Field and Laboratory Blanks Results Tunnel Exhaust Duct 6-19
Table 6.13 SW-846 Method 0030 Laboratory Blank Results, Silo Exhaust Duct 6-20
Table 6.14 SW-846 Method 0030 Surrogate Recovery Results Tunnel Exhaust Duct 6-21
Table 6.15 SW-846 Method 0030 Surrogate Recovery Results Silo Exhaust Duct 6-22

LIST OF FIGURES

Page

Figure 1.1 Project Organization - US EPA Hot Mix Asphalt Load-out Operation, Asphalt Plant C, California 1-6

Figure 2.1 Load-out Tunnel and MET Station Location and Average Wind Direction 2-85

Figure 3.1 Process Flow Schematic, Asphalt Plant C, California 3-2
Figure 3.2 Velocity Measurement Locations and Dimensions of Transport Trucks . . 3-12

Figure 4.1 Tunnel Exhaust Duct Sampling Locations, Asphalt Plant C, California 4-2
Figure 4.2 Tunnel Exhaust Duct Traverse Point Locations, Asphalt Plant C, California 4-3
Figure 4.3 Silo Exhaust Duct Sampling Locations, Asphalt Plant C, California 4-4
Figure 4.4 Silo Exhaust Duct Traverse Point Locations, Asphalt Plant C, California . . 4-5

Figure 5.1 EPA Method 315 Sampling Train Schematic 5-4
Figure 5.2 SW-846 Method 0030 Sampling Train Schematic 5-6
Figure 5.3 SW-846 Method 0010 Sampling Train Schematic 5-8
Figure 5.4 Location of TED Deposition Test Plates T_1, T_2, and T_3 5-11

GLOSSARY OF TERMS

ASTM – American Society for Testing and Materials
CEMS – Continuous Emissions Monitoring System
CTS – Calibration Transfer Standard
EMC – Emissions Measurement Center
EMAD – Emission Monitoring and Analysis Division
ESP – Electrostatic Precipitator
FID – Flame Ionization Detector
FTIR – Fourier Transform Infrared Spectroscopy
HAP – Hazardous Air Pollutant
MCEM – Methylene Chloride Extractable Matter
MRI – Midwest Research Institute
PES – Pacific Environmental Services
PM – Particulate Matter
PTE – Permanent Total Enclosure
RAP – Recycled Asphalt
RTFOT – Rolling Thin Film Oven Test
SED – Silo Exhaust Duct

GLOSSARY OF TERMS (CONTINUED)

SMTG – Source Measurement Technology Group
SVOHAP – Semi-Volatile Organic Hazardous Air Pollutant
TED – Tunnel Emissions Duct
TFOT – Thin Film Oven Test
THC – Total Hydrocarbons
VOHAP – Volatile Organic Hazardous Air Pollutant
VOST – Volatile Organic Sampling Train

VOLUME 2

APPENDIX B

PROCESS DATA

B.1 PRODUCTION RECORDS FOR 7/24/98 THROUGH 7/28/98
B.2 PRODUCT STORAGE RECORDS FOR 7/25/98 THROUGH 7/28/98
B.3 LOAD-OUT RECORDS USED IN TED EMISSION CALCULATIONS
B.4 LOAD-OUT RECORDS FOR 6/18/98 THROUGH 7/26/98
B.5 LOAD-OUT RECORDS FOR 7/24/98 THROUGH 7/28/98
B.6 SILO NO. 2 LOAD-IN RECORDS USED IN SED EMISSION CALCULATIONS
B.7 ASPHALT TEMPERATURES AT LOAD-OUT, 7/24/98 THROUGH 7/28/98
B.8 MASS CHANGE RESULTS FROM ASTM TESTS PERFORMED ON ASPHALT CEMENT SAMPLES
B.9 VELOCITY OF AIR ACROSS TOP OF TRANSPORT TRUCKS DURING LOAD-OUT
B.10 METALS ANALYSIS OF PROCESS SAMPLES

APPENDIX B.1

PRODUCTION RECORDS FOR 7/24/98 THROUGH 7/28/98

5

Pacific Environmental Services

Client/Source: Asphalt Plant C

Date: 7/24/98

Data Recorded By: JHL

Time	Natural Gas Rate (ACFM)	Aggregate Feed Rate (TPH)	Recycle (RAP) Feed Rate (TPH)	% RAP in mix	Rubber Feed Rate (TPH)	Liquid Asphalt Feed Rate (TPH)	Liquid Asphalt Type	Mix Rate (TPH)	Product Code	Liquid Asphalt Temp. (F)	Burner Pos. (%)	Mix Temp. (F)	Cyclone Entrance Temp. (F)	Dryer Pressure (in Hg)	Baghouse Exit Temp. (F)	Baghouse Pressure Drop (in Hg)	Exhaust Fans Amperage (amps) fan 1 / fan 2
6:34 AM	784	184.6	80.27	28.8	0	14	4000	278.9	2C	329	12.5	340	210	0.29	209	0	75/79
7:00 AM	841	295.1	0	0	0	15.6	4000	310.7	2	329.3	16	329.7	217	0.27	206	0	75/80
7:29 AM	1320	458.2	0	0	0	24.2	4000	482.4	2	331.8	37.3	319.2	332	0.31	280	0	81/88
8:00 AM	941	409.3	0	0	0	21.2	4000	430.5	2	332.2	21	323.7	268	0.33	283	0	75/79
8:30 AM	1040	383.5	0	0	0	21	4000	404.5	4	332	27	323.3	280	0.28	262	0	80/80
9:00 AM	915	328.9	0	0	0	18	4000	346.9	4	331.6	22	314.9	262	0.27	245	0	75/77
9:37 AM	878	322	0	0	0	16.7	4000	338.7	2	330.7	15	316.1	220	0.31	220	0	75/80
10:07 AM	847	322.6	0	0	0	16.7	4000	339.3	2	330.5	17	325.4	227	0.31	219	0	73/80
10:41 AM	974	328.6	0	0	0	18	4000	346.6	4	333.2	19.5	323.5	228	0.31	220	0	80/80
11:07 AM	899	319	0	0	0	16.6	4000	335.5	2	327.6	17.5	325	229	0.3	221	0	76/80
11:37 AM	945	320.2	0	0	0	16.6	4000	336.8	2	326.5	17.5	329.5	230	0.32	222	0	75/80
12:07 PM	913	319.9	0	0	0	16.6	4000	336.5	2	326.3	17.5	331.4	229	0.31	223	0	75/78
12:37 PM	920	320.4	0	0	0	16.6	4000	337	2	328.3	17.5	331	228	0.31	221	0	73/78
1:07 PM	858	320.2	0	0	0	16.6	4000	336.8	2	330.2	17.5	332.7	228	0.27	223	0	73/75
										330.0		326.1	Average				

6

Pacific Environmental Services

Client/Source: Asphalt Plant C

Date: 7/25/98

Data Recorded By: JHL

Time	Natural Gas Rate (ACFM)	Aggregate Feed Rate (TPH)	Recycle (RAP) Feed Rate (TPH)	% RAP in mix	Rubber Feed Rate (TPH)	Liquid Asphalt Feed Rate (TPH)	Liquid Asphalt Type	Mix Rate (TPH)	Product Code	Liquid Asphalt Temp. (F)	Burner Pos. (%)	Mix Temp. (F)	Cyclone Entrance Temp. (F)	Dryer Pressure (in Hg)	Baghouse Exit Temp. (F)	Baghouse Pressure Drop (in Hg)	Exhaust Fans Amperage (amps) fan 1 / fan 2
6:12 AM	700	69	18.9	20.4	0	4.4	4000	92.7	4C	319.4	11	326.6	210	0.33	205	0	75/75
6:30 AM	0	178.8	79.8	29.3	0	13.4	4000	272	2	321.1	15.1	315.7	178	1.84	191	0	88/92
7:10 AM	745	181.3	82.7	29.8	0	13.7	4000	277.7	2C	321.7	14	312.1	228	0.28	203	0	75/78
7:40 AM	834	183.2	82.7	29.6	0	13.8	4000	279.7	2C	321.7	17.6	326.1	237	0.27	213	0	75/80
8:11 AM	950	261.2	110.7	28.2	0	20.4	4000	392.3	4C	325.6	21.4	338	281	0.31	255	0	74/79
8:41 AM	927	241.6	88.9	25.5	0	18.1	4000	348.6	4C	326.2	`19	336.9	251	0.31	242	0	73/79
9:11 AM	710	182.4	81.7	29.4	0	13.7	4000	277.8	2C	324.8	12	324.2	221	0.32	219	0	74/75
9:41 AM	710	182.7	80.9	29.2	0	13.7	4000	277.3	2C	325.2	11	317.6	209	0.28	209	0	72/76
10:11 AM	733	177.2	78.6	29.2	0	13.2	4000	269	2C	325.6	11.6	323.8	218	0.29	210	0	73/75
10:41 AM	741	196.4	87.2	29.2	0	14.7	4000	298.3	2C	327.5	13	327.6	228	0.29	219	0	71/74
11:10 AM	854	185.5	82.1	29.2	0	13.8	4000	281.4	2C	328	10.5	307.8	208	0.28	208	0	71/73
11:34 AM	Plant shut down - lack of customers																
12:02 PM	~~789~~	~~0.41~~	~~0.2~~	~~31.7~~	~~0~~	~~0.03~~	~~4000~~	~~0.63~~	~~2C~~	~~329.8~~	~~29.1~~	~~216.2~~	~~206~~	~~0.23~~	~~194~~	~~0~~	~~71/74~~
12:40 PM	812	207.7	82.5	27.1	0	14	4000	304.2	2C	330	15	336.6	232	0.29	219	0	71/72
1:13 PM	880	255.86	112.2	29.0	0	19.1	4000	387.1	2C	331.2	21	329.8	260	0.29	242	0	72/75
1:42 PM	899	292.7	113.2	26.5	0	21	4000	426.9	2C	332	20	324.8	252	0.27	251	0	72/75
										325.7		324.8	Average				

Pacific Environmental Services

Client/Source: Asphalt Plant C

Date: 7/27/98

Data Recorded By: JHL

Time	Natural Gas Rate (ACFM)	Aggregate Feed Rate (TPH)	Recycle (RAP) Feed Rate (TPH)	% RAP in mix	Rubber Feed Rate (TPH)	Liquid Asphalt Feed Rate (TPH)	Liquid Asphalt Type	Mix Rate (TPH)	Product Code	Liquid Asphalt Temp. (F)	Burner Pos. (%)	Mix Temp. (F)	Cyclone Entrance Temp. (F)	Dryer Pressure (in Hg)	Baghouse Exit Temp. (F)	Baghouse Pressure Drop (in Hg)	Exhaust Fans Amperage (amps) fan 1 / fan 2
6:30 AM	1190	0.9	0	0.0	0	3.6	4000	1.36	2C	319.3	24.9	316.1	271	0.33	231	0	78/81
6:59 AM	1190	342.8	140.3	27.6	0	24.6	4000	507.7	2C	321.9	31.3	324.7	341	0.28	306	0	78/81
7:36 AM	978	349.4	145.7	28.0	0	25.6	4000	520.7	2C	327.6	27	325.5	325	0.3	319	0	75/80
7:55 AM	1280	476.9	0	0.0	0	24.6	4000	501.5	2C	332.9	37	307.4	341	0.25	298	0	78/82
8:33 AM	1400	348.4	130.6	25.9	0	24.8	4000	503.8	2C	339.9	35.1	325.4	368	0.33	332	0	75/81
8:57 AM	1330	366.84	150.9	27.7	0	26.8	4000	544.6	2C	342.5	36	329.4	354	0.22	329	0	78/83
9:27 AM	1530	386.3	162	28.1	0	28.4	4000	576.6	2C	346.3	40.1	317.6	365	0.25	336	0	80/90
9:57 AM	1470	367.8	154.9	28.2	0	27.1	4000	549.8	2C	346.5	40	337.2	372	0.22	343	0	80/88
10:27 AM	1330	366.2	152.8	28.0	0	26.9	4000	545.9	2C	346.9	40	338.5	373	0.27	344	0	80/87
10:57 AM	1190	385.6	144.5	25.9	0	27.5	4000	557.5	2C	349	40	331.1	370	0.27	345	0	80/88
11:27 AM	1430	387.1	157.9	27.5	0	28.2	4000	573.2	2C	348.9	40	324.2	373	0.29	347	0	79/85
11:57 AM	1420	556	37.9	6.1	0	30.6	4000	624.4	2C	352.5	39.5	309.6	357	0.34	331	0	80/89
12:27 PM	1360	366.9	152.9	28.0	0	27	4000	546.9	2C	352.5	33	307.5	388	0.4	356	0	80/88
12:57 PM	1210	356.7	161.7	29.7	0	26.9	4000	545.2	2C	360.9	38.4	318.6	370	0.22	343	0	78/80
1:27 PM	1300	356.4	158.5	29.3	0	26.7	4000	541.5	2C	358	26.5	313	318	0.52	305	0	79/83
1:57 PM	1120	457.1	60	11.0	0	26.7	4000	543.3	2C	363.4	33.4	331.6	289	0.3	323	0	80/85
2:27 PM	881	374.7	0	0.0	0	19.5	4000	394.2	2	362.5	17.6	326.5	230	0.25	253	0	72/77
										345.4		322.6	Average				

Pacific Environmental Services

Client/Source: Asphalt Plant C

Date: 7/28/98

Data Recorded By: JHL

Time	Natural Gas Rate (ACFM)	Aggregate Feed Rate (TPH)	Recycle (RAP) Feed Rate (TPH)	% RAP in mix	Rubber Feed Rate (TPH)	Liquid Asphalt Feed Rate (TPH)	Liquid Asphalt Type	Mix Rate (TPH)	Product Code	Liquid Asphalt Temp. (F)	Burner Pos. (%)	Mix Temp. (F)	Cyclone Entrance Temp. (F)	Dryer Pressure (in Hg)	Baghouse Exit Temp. (F)	Baghouse Pressure Drop (in Hg)	Exhaust Fans Amperage (amps) fan 1 / fan 2
6:46 AM	1160	234.4	58.3	18.8	0	16.22	4000	309.5	2B	339.2	34.3	327.5	306	0.31	281	0	73/80
7:16 AM	1090	258.4	111.6	28.7	0	19.16	4000	389.1	2C	347.5	20	348.1	277	0.28	286	0	73/79
7:46 AM	1090	240.1	101.8	28.3	0	17.7	4000	359.7	2C	347.1	22	320.4	267	0.3	247	0	74/80
8:17 AM	1000	277.9	120.1	28.7	0	20.6	4000	418.6	2C	348.5	28.3	324	319	0.29	286	0	75/80
8:46 AM	1380	317.9	137.1	28.6	0	23.6	4000	478.6	2C	352.5	34	335.2	349	0.32	315	0	75/80
9:16 AM	1180	315.9	135.7	28.6	0	23.4	4000	474.9	2C	354.5	33	335	347	0.25	322	0	73/80
9:34 AM	1160	297.8	124.8	28.0	0	23.11	8000	445.7	4C	356.7	33	336	330	0.29	355	0	73/80
9:46 AM	1130	399.8	65.4	13.2	0	29.4	8000	494.6	10	286.4	33.5	336.2	292	0.27	289	0	75/80
10:15 AM	1130	281.4	114.6	27.4	0	21.8	4000	417.8	4C	296.5	30	341.1	310	0.33	285	0	73/72
10:46 AM	1030	299.8	128.7	28.6	0	22.2	4000	450.7	2C	358.2	29	329.2	316	0.29	294	0	72/78
11:16 AM	1160	299	127	28.3	0	22.1	4000	448.1	2C	356.1	32.2	346.6	344	0.29	318	0	75/78
11:46 AM	1180	307.1	129.9	28.2	0	22.6	4000	460	2C	254.5	32.2	346.9	345	0.31	320	0	75/78
12:24 PM	1170	303.5	128.6	28.2	0	23.7	4000	455.7	2C	354	31	341.1	323	0.29	302	0	72/75
12:46 PM	1160	297.3	121.8	27.6	0	21.7	4000	440.9	2C	355.1	32.3	345.3	349	0.26	317	0	71/75
1:16 PM	1060	267.1	113.3	28.2	0	20.8	4000	401.2	4C	354.3	25.3	364.4	304	0.28	297	0	70/72
1:46 PM	1010	301.8	139.1	29.9	0	25	4000	465.9	2C	355.1	30.3	357.1	327	..29	303	0	72/75
2:16 PM	1009	336.3	126.1	25.9	0	24	4000	486.5	2C	355.7	39.2	343.7	268	0.28	334	0	80/85
6:14 PM	1200	121.5	43.1	24.8	0	8.9	4000	173.5	2C	298.2	34.4	307.4	350	0.32	264	0	72/80
6:44 PM	921	218	95.8	29.0	0	16.3	4000	330.1	2C	299	15.2	321.5	251	0.28	247	0.7	70/71
6:56 PM	807	218.7	95.6	28.9	0	16.3	4000	330.6	2C	298.3	17.3	322.9	259	0.32	246	0.7	70/73
7:14 PM	919	217.9	94.9	28.8	0	16.2	4000	329	2C	298.3	16.8	320.7	248	0.28	237	0.7	70/71
										331.7		335.7	Average				

APPENDIX B.2

PRODUCT STORAGE RECORDS FOR 7/25/98 THROUGH 7/28/98

SILO STORAGE - Data for 7/24/98

TIME	[illegible]	[illegible]	[illegible]	[illegible]	[illegible]
[illegible]	SILO [illegible]	SILO [illegible]	SILO [illegible]	SILO [illegible]	[illegible]
6:34 AM	191.7	0.3	196.4	184	200
7:00 AM	191.7	0.3	145.9	117.8	203.4
7:24 AM	191.7	53.8	82.4	104.1	203.4
7:36 AM	191.7	123.75	61.6	104.1	203.4
7:42 AM	191.7	177.1	40.3	104.1	203.4
7:54 AM	191.7	174.3	15.5	104.1	203.4
8:05 AM	187.7	211.8	15.5	104.1	203.4
8:18 AM	145.2	214.7	15.7	147.8	203.4
8:30 AM	145.2	193.3	31.4	187	203.4
8:46 AM	145.2	87.1	88.7	187	203.4
9:00 AM	145.2	62.7	112.6	144.7	203.4
9:22 AM	145.2	90	70.8	172.6	203.4
9:33 AM	145.2	86.1	49.7	172.6	203.4
9:49 AM	145.2	97.9	0.1	172.6	203.4
10:07 AM	103	69.8	0.1	172.6	203.4
10:28 AM	68.5	102.3	0.1	172.6	203.4
10:41 AM	39.2	111.8	63.83	172.6	97.88
10:52 AM	18.84	111	126.5	172.6	33.71
11:09 AM	0	111	124.2	173.5	0
11:24 AM	0	147.9	131.8	153.4	0
11:37 AM	0	189.2	89.14	111.2	0
12:11 PM	0	138.8	64.3	111.2	0
12:37 PM	0	108.4	43	111.2	0
12:56 PM	0	29.2	43.2	69.1	0
1:07 PM	0	0	43.2	87.8	0

11

SILO STORAGE - Data for 7/24/98

TIME	PROD				
	SILO NO.	SILO NO. 2	SILO NO.	SILO NO.	
7:41 AM	1/2"	3/4"	1/2"	3/4"	3/4"

10A

SILO STORAGE - Data for 7/25/98

TIME	[illegible]	[illegible]	[illegible]	[illegible]	[illegible]
	SILO [illegible]	SILO [illegible]	SILO [illegible]	[illegible]	[illegible]
6:17	empty	1/2"	1/2"	3/4"	3/4"
7:10	empty	3/4"	1/2"	3/4"	3/4"
7:40	"	"	"	"	"
9:40	"	"	"	"	"
11:00	empty	3/4"	empty	empty	empty

12

SILO STORAGE - Data for 7/25/98

TIME					
	SILO				
6:12 AM	0	138.2	164.5	65.8	217.6
6:30 AM	0	57.6	201	149.1	196.5
6:56 AM	0	57.6	201	149.1	154.2
7:10 AM	0	7	198.8	174.5	111.8
7:21 AM	0	48	198.8	174.5	90.8
7:31 AM	0	56.3	154.3	174.5	90.8
7:40 AM	0	84.2	121.1	174.5	90.8
7:51 AM	0	82.6	75.9	174.5	90.8
8:11 AM	0	132.3	19.8	174.5	90.8
8:24 AM	0	132.3	54.7	153.2	69.7
8:41 AM	0	89.5	92.6	128.7	69.6
8:54 AM	0	117.6	63.7	105.6	48.3
9:11 AM	0	163.5	42.6	63.6	48.3
9:25 AM	0	141.3	0	63.6	48.3
9:41 AM	0	101.6	21	63.6	48.3
10:11 AM	0	59.9	6	63.6	48.3
10:26 AM	0	98	0	63.6	48.3
10:42 AM	0	156.8	0	0	30.5
11:00 AM	0	157	0	0	0
11:10 AM	0	163.1	0	0	0
11:29 AM	0	212.1	0	0	0
11:34 AM	0	full	0	0	0
11:52 AM	0	181.2	0	0	0
12:02 PM	0	111.3	0	0	0
12:40 PM	0	95.8	0	0	0
12:56 PM	0	49	0	0	0
1:13 PM	0	83.3	0	0	0
1:26 PM	0	102.5	0	0	0
1:42 PM	0	120.5	0	0	0

13

SILO STORAGE - Data for 7/27/98

TIME	PRODUCT [illegible]				
	SILO NO.	SI[illegible]	SI[illegible]	[illegible]	[illegible]
6:30	1/2"	3/4"	EMPTY	EMPTY	3/4"
	SAME SET-UP FOR THE REMAINDER OF THE DAY				

14

SILO STORAGE - Data for 7/27/98

TIME	[illegible]	[illegible]	[illegible]	[illegible]	[illegible]
	[illegible]	[illegible]	[illegible]	[illegible]	
6:30 AM	198.3	24.2	0.2	210	200
6:59 AM	198.3	155.6	0.2	19	157.5
7:14 AM	198.3	101	0.2	19	157.5
7:31 AM	198.3	233.9	0.5	19	201.3
7:50 AM	198.3	134.5	0.5	132.8	203
8:09 AM	198.3	121.4	0.8	165.1	203
8:33 AM	198.3	81.4	0.8	106.4	203
8:45 AM	198.3	160.9	0.8	0	185
8:57 AM	198.3	140.1	0.8	0	185
9:06 AM	198.3	101.6	0.8	0	185
9:20 AM	198.3	97.1	0.8	0	185
9:36 AM	198.3	117.1	0.8	0	185
9:57 AM	190.2	173.8	0.8	0	185
10:14 AM	190.2	147.5	0.8	0	185
10:27 AM	190.2	135.1	0.8	0	185
10:37 AM	190.2	48	0.8	0	108.6
10:57 AM	190.2	136.4	0.8	0	14.7
11:16 AM	190.2	138.9	0.8	0	14.7
11:33 AM	190.2	141.9	0.8	0	14.7
11:57 AM	144.5	88.6	0.8	0	14.7
12:12 PM	123.4	80	0.8	0	14.7
12:27 PM	102.5	100.3	0.8	0	14.7
12:57 PM	34.6	125.8	0.8	0	14.7
1:12 PM	34.6	128.5	0.8	0	14.7
1:27 PM	34.6	127.2	0.8	0	14.7
2:00 PM	34.6	129	0.8	0	0
2:27 PM	34.7	115.4	0.8	0	0
Production ends for the day					

15

SILO STORAGE - Data for 7/28/98

[illegible]	[illegible]	[illegible]	[illegible]	[illegible]	[illegible]
	[illegible]	[illegible]	[illegible]	[illegible]	[illegible]
7:22 AM	1/2" 4000	3/4" 4000	3/8" 8000	3/4" 4000	3/4" 4000
Same for rest of day					

16

SILO STORAGE - Data for 7/28/98

TIME	[illegible]	[illegible]	[illegible]	[illegible]	[illegible]
6:46 AM	202.48	88.9	204.8	81.3	200
7:16 AM	202.48	213.51	204.8	8.42	174.36
7:31 AM	202.48	172.67	204.8	187.66	174.36
7:48 AM	202.48	114.44	183.74	217.53	201.87
8:03 AM	202.48	79.42	183.74	217.53	201.87
8:18 AM	202.48	76.44	141.33	217.53	201.87
8:31 AM	202.48	119.64	120.15	167.46	201.87
8:49 AM	181.24	126.34	98.84	167.46	201.87
9:00 AM	181.24	131.94	56.28	167.46	201.87
9:19 AM	161.26	166.38	32.14	167.46	201.87
9:33 AM	140.08	148.38	32.14	167.46	201.87
9:46 AM	167.9	104.04	48.16	167.46	201.87
10:15 AM	152.66	0	198.55	167.46	85.96
10:33 AM	171.42	74.58	207.77	105.65	85.96
10:46 AM	147.48	130.81	178.67	105.65	85.96
11:05 AM	122.79	111.24	157.45	105.65	85.96
11:16 AM	98.52	186.54	136.31	105.65	34.88
11:36 AM	73.98	181.81	115	105.65	9.3
11:46 AM	28.52	186.99	94.04	105.65	9.3
12:04 PM	44.75	180.99	73.37	132.21	9.3
12:24 PM	128.75	14.14	73.37	132.21	9.3
12:46 PM	132.03	114.29	31.04	116.7	9.3
1:04 PM	55.22	165.24	31.04	116.7	9.3
1:16 PM	5.39	174.01	31.04	116.7	9.3
1:30 PM	57.68	83.98	22.94	116.7	9.3
1:48 PM	140.1	16.13	22.94	37.15	9.3
2:05 PM	94.8	53.26	22.94	37.15	9.3
2:16 PM	70.88	89.46	22.94	37.15	9.3
6:14 PM	115.46	11.08	9.2	146.84	198.69
6:26 PM	115.46	36.68	9.2	146.84	156.57
6:44 PM	115.46	38.9	9.2	146.84	156.1
6:56 PM	115.46	57.85	9.2	146.84	156.1
7:14 PM	115.46	124.5	9.2	146.84	156.1
7:36 PM	115.46	148.25	9.2	146.84	156.1
Testing ends at 7:43 PM					

17

APPENDIX B.3

LOAD-OUT RECORDS USED IN TED EMISSION CALCULATIONS

Hot Mix Asphalt Plant C Load-Out Data
Data used in TED Emission Calculations

Client/Source: EPA Plant C
Hot Mix Asphalt

Run No.: Summary Runs 1-4
Date: NA
Data Collected By: P.S. Murowchick
Spreadsheet work: Derek Hawkes

Date	Test Method	Total Tons				
7/24/98	T-V-1-1	169.9				
7/24/98	T-V-1-2	262.3				
7/24/98	T-V-1-3	276.9				
7/24/98	T-V-1-4	297.2				
7/24/98	T-MM5-1	1832.8				
7/24/98	T-M315-1	1875.0				
7/24/98	T-M18-1	1853.8				
7/25/98	T-V-2-1	177.8				
7/25/98	T-V-2-2	182.6				
7/25/98	T-V-2-3	162.9				
7/25/98	T-V-2-4	62.8				
7/25/98	T-MM5-2	1478.7				
7/25/98	T-M315-2	1499.7				
7/25/98	T-M18-2	1499.7				
7/27/98	T-V-3-1	258.4				
7/27/98	T-V-3-2	292.2				
7/27/98	T-V-3-3	273.9				
7/27/98	T-V-3-4		no data sheet			
7/27/98	T-MM5-3	2530.2				
7/27/98	T-M315-3	2529.7				
7/27/98	T-M18-3	2530.2				
7/28/98	T-V-4-1		background			
7/28/98	T-V-4-2		background			
7/28/98	T-V-4-3		background			
7/28/98	T-V-4-4		background			
7/28/98	T-MM5-4		background			
7/28/98	T-M315-4		background			
7/28/98	T-M18-4		background			

TOP OK * 7/28/98 CMC

* T-V-4 Testing performed on Sunday 7/26/98 TOP

ZO

Hot Mix Asphalt Plant C Load-Out Data
Data used in TED Emission Calculations

Client/Source	EPA Plant C	Run No	1-Load Out
		Date:	7/24/1998
	Hot Mix Asphalt	Data Collected By	P.S. Murowchick
		Spreadsheet work:	Derek Hawkes

Time Of Loading	Actual Tons Loaded	Silo No.	T-V-1 (1-4)	T-MM5-1	T-M315-1	T-M18-1
7:13	20.86	4				
7:15	20.88	3				
7:17	21.34	4				
7:19	20.92	4				
7:28	20.89	3		1	1	1
7:32	21.45	2		1	1	1
7:38	21.20	3		1	1	1
7:41	21.34	2		1	1	1
7:43	20.83	3		1	1	1
7:45	21.39	2		1	1	1
7:46	20.10	2		1	1	1
7:48	21.04	2		1	1	1
7:49	4.03	3		1	1	1
7:52	21.19	2		1	1	1
7:56	21.12	2		1	1	1
7:58	3.99	1				
7:59	21.27	2		1	1	1
8:02	21.12	2				
8:05	21.17	2		1	1	1
8:07	21.25	1				
8:12	21.39	2				
8:15	21.16	1				
8:23	21.40	2				
8:24	20.91	3				
8:27	2.54	3				
8:28	21.22	2		1	1	1
8:30	21.43	3	1	1	1	1
8:33	21.20	2	1	1	1	1
8:38	21.22	2	1	1	1	1
8:39	21.36	2	1	1	1	1
8:41	21.35	3	1	1	1	1
8:43	21.05	2	1	1	1	1
8:46	20.94	3	1	1	1	1
8:49	21.38	2	1	1	1	1
8:50	21.33	2		1	1	1
8:52	21.12	4		1	1	1
8:54	21.04	3		1	1	1
8:55	21.17	4		1	1	1
8:59	21.26	2		1	1	1
9:03	20.88	3		1	1	1
9:05	19.91	2		1	1	1
9:10	21.22	2	2	1	1	1

Hot Mix Asphalt Plant C Load-Out Data
Data used in TED Emission Calculations

Client/Source: EPA Plant C
Hot Mix Asphalt

Run No.: 1-Load Out
Date: 7/24/1998
Data Collected By: P.S. Murowchick
Spreadsheet work: Derek Hawkes

Time Of Loading	Actual Tons Loaded	Silo No.	T-V-1 (1-4)	T-MM5-1	T-M315-1	T-M18-1
9:12	21.10	3	2	1	1	1
9:16	21.04	4	2	1	1	1
9:21	21.10	3	2	1	1	1
9:22	21.58	2	2	1	1	1
9:24	21.27	2	2	1	1	1
9:28	21.46	2	2	1	1	1
9:33	21.44	2	2	1	1	1
9:37	21.42	3	2	1	1	1
9:38	21.36	2	2	1	1	1
9:39	21.20	2	2	1	1	1
9:42	21.06	2	2	1	1	1
9:44	7.00	3	2			
9:45	21.13	3				
9:49	20.88	2				
9:50	21.34	2				
9:53	21.20	3				
9:55	21.53	2				
9:58	21.52	2				
10:00	21.29	2				
10:02	21.60	2				
10:05	20.94	1				
10:06	21.27	2				
10:07	21.22	2				
10:09	20.96	1				
10:11	21.44	2				
10:14	21.06	2				
10:27	21.50	1				
10:28	20.43	5				
10:30	21.41	5				
10:33	21.29	1				
10:35	21.08	5				
10:36	21.39	5				
10:38	21.33	5				
10:40	21.14	1				
10:41	21.45	5				
10:43	21.25	5				
10:46	21.26	5				
10:52	21.40	1				
10:56	21.40	5				
10:58	21.07	3	3		1	1
11:00	21.51	4	3	1	1	1
11:01	21.33	5	3	1	1	1

Hot Mix Asphalt Plant C Load-Out Data
Data used in TED Emission Calculations

Client/Source	EPA Plant C	Run No.	1-Load Out
		Date.	7/24/1998
	Hot Mix Asphalt	Data Collected By:	P.S. Murowchick
		Spreadsheet work:	Derek Hawkes

Time Of Loading	Actual Tons Loaded	Silo No.	T-V-1 (1-4)	T-MM5-1	T-M315-1	T-M18-1
11:09	21.29	4	3	1	1	1
11:10	21.34	3	3	1	1	1
11:12	21.42	4	3	1	1	1
11:17	21.30	4	3	1	1	1
11:18	21.29	3	3	1	1	1
11:22	21.40	4	3	1	1	1
11:23	21.45	4	3	1	1	1
11:24	20.78	4	3	1	1	1
11:26	21.43	3	3	1	1	1
11:28	21.32	2	3	1	1	1
11:33	21.35	2		1	1	1
11:36	21.19	3		1	1	1
11:38	21.12	2		1	1	1
11:39	21.14	2		1	1	1
11:40		3		1	1	1
11:41	24.84	3		1	1	1
11:43	21.17	2		1	1	1
11:45	20.12	2		1	1	1
11:50	21.34	2		1	1	1
11:53	21.06	2		1	1	1
11:55	21.15	2		1	1	1
11:57	21.31	2		1	1	1
12:02	21.35	2		1	1	1
12:04	21.22	2		1	1	1
12:05	21.32	2		1	1	1
12:10	21.22	2		1	1	1
12:15	21.02	2		1	1	1
12:17	23.99	2		1	1	1
12:19	21.29	2	4	1	1	1
12:22	21.00	2	4	1	1	1
12:23	21.52	2	4	1	1	1
12:25	21.47	2	4	1	1	1
12:30	21.46	2	4	1	1	1
12:35	21.33	3	4	1	1	1
12:36	20.40	2	4	1	1	1
12:37	21.73	2	4	1	1	1
12:38	21.28	2	4	1	1	1
12:40	21.16	2	4	1	1	1
12:42	21.39	2	4	1	1	1
12:44	20.33	2	4	1	1	1
12:46		2	4	1	1	1
12:48	21.57	4	4	1	1	1

Hot Mix Asphalt Plant C Load-Out Data
Data used in TED Emission Calculations

Client/Source	EPA Plant C	Run No	1-Load Out
	Hot Mix Asphalt	Date	7/24/1998
		Data Collected By	P.S. Murowchick
		Spreadsheet work:	Derek Hawkes

Time Of Loading	Actual Tons Loaded	Silo No.	T-V-1 (1-4)	T-MM5-1	T-M315-1	T-M18-1
12:49	21.25	4	4	1	1	1
12:51	21.20	4		1	1	1
12:53	21.17	2		1	1	1
12:54	21.31	2		1	1	1
12:56						
13:01		2			1	
13:02	21.19	4			1	
Total	2673.49			1832.8	1875.0	1853.8

Hot Mix Asphalt Plant C Load-Out Data
Data used in TED Emission Calculations

Client/Source: EPA Plant C
Hot Mix Asphalt

Run No. 2-Load Out
Date 7/25/1998
Data Collected By: P.S. Murowchick
Spreadsheet work: Derek Hawkes

Time Of Loading	Actual Tons Loaded	Silo No.	T-V-2 (1-4)	T-MM5-2	T-M315-2	T-M18-2
7:02	21.12	2				
7:04	21.43	5				
7:08		2				
7:09	21.24	3				
7:12	21.02	5		2	2	2
7:20	20.92	3		2	2	2
7:21		2		2	2	2
7:23	23.87	2		2	2	2
7:24		3		2	2	2
7:25	23.65	3		2	2	2
7:29	21.21	2		2	2	2
7:31		3		2	2	2
7:32	23.93	3		2	2	2
7:35	21.09	3		2	2	2
7:38		2		2	2	2
7:40	24.43	2		2	2	2
7:42	20.59	3		2	2	2
7:43		2		2	2	2
7:44	23.24	2		2	2	2
7:45	20.64	2		2	2	2
7:47		3		2	2	2
7:48	24.47	3		2	2	2
7:51	21.26	2		2	2	2
7:53		3		2	2	2
7:55	24.52	3		2	2	2
7:57	21.32	3		2	2	2
7:59	21.26	2		2	2	2
8:05	19.73	3	1	2	2	2
8:07	21.05	2	1	2	2	2
8:10	21.45	3	1	2	2	2
8:14	21.31	4	1	2	2	2
8:17		3	1	2	2	2
8:17	24.65	3	1	2	2	2
8:19		3	1	2	2	2
8:20	24.48	3	1	2	2	2
8:02	21.13	5	1	2	2	2
8:24		3	1	2	2	2
8:25	24.03	3	1	2	2	2
8:28	21.50	2		2	2	2
8:30	21.16	3		2	2	2
8:32	21.27	3		2	2	2
8:34	21.25	2		2	2	2

Hot Mix Asphalt Plant C Load-Out Data
Data used in TED Emission Calculations

Client/Source	EPA Plant C	Run No.	2-Load Out
	Hot Mix Asphalt	Date	7/25/1998
		Data Collected By	P.S. Murowchick
		Spreadsheet work:	Derek Hawkes

Time Of Loading	Actual Tons Loaded	Silo No.	T-V-2 (1-4)	T-MM5-2	T-M315-2	T-M18-2
8:37		4		2	2	2
8:38	24.45	4		2	2	2
8:39	21.26	3		2	2	2
8:42	21.30	5		2	2	2
8:45		4		2	2	2
8:46	23.21	4		2	2	2
8:48	21.00	3		2	2	2
8:50		2		2	2	2
8:51	24.47	2		2	2	2
8:52	21.18	2		2	2	2
8:59		2	2	2	2	2
9:00	23.80	2	2	2	2	2
9:02	21.00	3	2	2	2	2
9:03	20.80	4	2	2	2	2
9:06	21.18	4	2	2	2	2
9:10	23.67	2				
9:13	20.89	3	2			
9:15	20.87	2	2			
9:17	21.02	2	2			
9:18	12.00	2	2			
9:21	21.01	2	2			
9:23		2	2			
9:24	24.19	3				
9:28	20.93			2	2	2
9:31	20.94	2		2	2	2
9:33	8.00	2		2	2	2
9:35	21.10	2		2	2	2
9:40		3		2	2	2
9:41	23.87	2		2	2	2
9:45	15.03	2		2	2	2
9:47		2		2	2	2
9:48	24.58	2		2	2	2
9:49	21.17	2		2	2	2
9:54		2	3	2	2	2
9:55	23.58	2	3	2	2	2
9:57	20.86	2	3	2	2	2
9:59		2	3	2	2	2
9:59	22.79	2	3	2	2	2
10:02	20.70	2	3	2	2	2
10:05		2	3	2	2	2
10:06	24.19	2	3	2	2	2
10:09	21.06	2	3	2	2	2

Hot Mix Asphalt Plant C Load-Out Data
Data used in TED Emission Calculations

Client/Source	EPA Plant C	Run No.	2-Load Out
		Date:	7/25/1998
	Hot Mix Asphalt	Data Collected By:	P.S. Murowchick
		Spreadsheet work:	Derek Hawkes

Time Of Loading	Actual Tons Loaded	Silo No.	T-V-2 (1-4)	T-MM5-2	T-M315-2	T-M18-2
10:14		2	3	2	2	2
10:15	23.54	2	3	2	2	2
10:16	6.18	3	3	2	2	2
10:27		2		2	2	2
10:28	24.06	2		2	2	2
10:30	20.91	4		2	2	2
10:32	21.06	4		2	2	2
10:35	20.79	4		2	2	2
10:39	3.14			2	2	2
10:41	17.89	4		2	2	2
10:43	21.00	5		2	2	2
10:46	14.52	5		2	2	2
10:48	6.38	5		2	2	2
10:50	20.80	2		2	2	2
10:52	20.87	2		2	2	2
10:54	20.91	2		2	2	2
11:00	20.91	2		2	2	2
11:04	21.07	2	4	2	2	2
11:10	21.13	2	4	2	2	2
11:19	20.64	2	4	2	2	2
11:24	21.01	2			2	2
Total	1707.13			1478.7	1499.7	1499.7

Hot Mix Asphalt Plant C Load-Out Data
Data used in TED Emission Calculations

Client/Source: EPA Plant C
Hot Mix Asphalt

Run No: 3-Load Out
Date: 7/27/1998
Data Collected By: P.S. Murowchick
Spreadsheet work: Derek Hawkes

Time Of Loading	Actual Tons Loaded	Silo No.	T-V-3 (1-4)	T-MM5-3	T-M315-3	T-M18-3
7:02	12.70	2				
7:04	10.28	2				
7:09	21.13	2				
7:11	11.74	2		3	3	3
7:13	11.32	2		3	3	3
7:18	21.28	2		3	3	3
7:36	12.21	2				
7:37	12.12	2				
7:38	12.75	2				
7:39	12.90	2				
7:43	12.42	2		3	3	3
7:44	12.38	2		3	3	3
7:46	12.36	2		3	3	3
7:47	12.30	2		3	3	3
7:53	12.66	2		3	3	3
7:54	12.62	2		3	3	3
7:55	12.34	2		3	3	3
7:56	12.87	2		3	3	3
8:00	12.00	2		3	3	3
8:01	12.38	2		3	3	3
8:02	20.95	2		3	3	3
8:03	13.00	2		3	3	3
8:04	12.70	2		3	3	3
8:09	13.84	2		3	3	3
8:10	14.00	2		3	3	3
8:12	21.40	2		3	3	3
8:13	12.00	2		3	3	3
8:14	12.25	2		3	3	3
8:16	12.76	2		3	3	3
8:16	13.00	2		3	3	3
8:18	13.00	2		3	3	3
8:19	12.56	2		3	3	3
8:20	11.56	2		3	3	3
8:21	12.48	2		3	3	3
8:22	21.38	2		3	3	3
8:24	12.00	2		3	3	3
8:24	12.23	2		3	3	3
8:26	13.00	2		3	3	3
8:26	12.71	2		3	3	3
8:27	13.03	2		3	3	3
8:28	13.13	2		3	3	3
8:29	12.05	4		3	3	3

Hot Mix Asphalt Plant C Load-Out Data
Data used in TED Emission Calculations

Client/Source: EPA Plant C
Hot Mix Asphalt

Run No: 3-Load Out
Date: 7/27/1998
Data Collected By: P.S. Murowchick
Spreadsheet work: Derek Hawkes

Time Of Loading	Actual Tons Loaded	Silo No.	T-V-3 (1-4)	T-MM5-3	T-M315-3	T-M18-3
8:30	12.67	4		3	3	3
8:32	21.37	4		3	3	3
8:33	12.78	4		3	3	3
8:34	12.88	4		3	3	3
8:35	21.18	4		3	3	3
8:37	13.00	4		3	3	3
8:38	13.16	4		3	3	3
8:39	12.93	4		3	3	3
8:40	12.47	4		3	3	3
8:41	21.36	4		3	3	3
8:42	3.36	4		3	3	3
8:43	17.94	5		3	3	3
8:44	12.80	2		3	3	3
8:45	13.04	2		3	3	3
8:47	13.00	2		3	3	3
8:48	12.96	2		3	3	3
8:49	21.12	2		3	3	3
8:51	21.33	2		3	3	3
8:52	13.00	2		3	3	3
8:53	13.13	2		3	3	3
8:54	11.59	2		3	3	3
8:55	12.86	2		3	3	3
8:56	21.31	2		3	3	3
8:58	20.44	2		3	3	3
8:59	13.14	2		3	3	3
9:00	11.47	2		3	3	3
9:01	13.00	2		3	3	3
9:02	13.01	2		3	3	3
9:02	13.05	2		3	3	3
9:03	11.05	2		3	3	3
9:04	21.28	2		3	3	3
9:06	12.00	2		3	3	3
9:07	11.19	2		3	3	3
9:08	12.94	2		3	3	3
9:08	12.61	2		3	3	3
9:10	12.20	2		3	3	3
9:10	12.26	2		3	3	3
9:12	21.28	2		3	3	3
9:14	21.37	2		3	3	3
9:15	12.12	2		3	3	3
9:16	13.52	2		3	3	3
9:17	12.50	2	1	3	3	3

Hot Mix Asphalt Plant C Load-Out Data
Data used in TED Emission Calculations

Client/Source: EPA Plant C
Hot Mix Asphalt

Run No: 3-Load Out
Date: 7/27/1998
Data Collected By: P.S. Murowchick
Spreadsheet work: Derek Hawkes

Time Of Loading	Actual Tons Loaded	Silo No.	T-V-3 (1-4)	T-MM5-3	T-M315-3	T-M18-3
9:19	12.63	2	1	3	3	3
9:21	12.35	2	1	3	3	3
9:23	12.09	2	1	3	3	3
9:26	12.77	2	1	3	3	3
9:27	12.77	2	1	3	3	3
9:29	21.36	2	1	3	3	3
9:31	13.00	2	1	3	3	3
9:32	12.71	2	1		3	
9:33	13.00	2	1			
9:34	14.74	2	1			
9:35	21.49	2	1			
9:37	12.74	2	1			
9:38	12.05	2	1			
9:39	12	2	1			
9:43	12.51	2	1			
9:44	13.00	2	1			
9:45	12.72	2	1			
9:46	12.00	2	1			
9:47	13.18	2				
9:51	12.65	2				3
9:52	13.23	2		3		3
9:53	13.12	2		3	3	3
9:54	13.27	2		3	3	3
9:57	8.02	1		3	3	3
9:58	21.26	2		3	3	3
10:00	21.07	2		3	3	3
10:03	13.00	2		3	3	3
10:04	13.08	2		3	3	3
10:05	12.86	2		3	3	3
10:06	12.92	2		3	3	3
10:07	12.00	2		3	3	3
10:07	12.42	2		3	3	3
10:09	11.69	2	2	3	3	3
10:09	12.64	2	2	3	3	3
10:11	13.00	2	2	3	3	3
10:11	12.93	2	2	3	3	3
10:12	13.00	2	2	3	3	3
10:14	12.22	2	2	3	3	3
10:15	12.61	2	2	3	3	3
10:16	12.17	2	2	3	3	3
10:17	13.00	2	2	3	3	3
10:20	12.86	2	2	3	3	3

Hot Mix Asphalt Plant C Load-Out Data
Data used in TED Emission Calculations

Client/Source	EPA Plant C	Run No.	3-Load Out
		Date:	7/27/1998
	Hot Mix Asphalt	Data Collected By:	P.S. Murowchick
		Spreadsheet work:	Derek Hawkes

Time Of Loading	Actual Tons Loaded	Silo No.	T-V-3 (1-4)	T-MM5-3	T-M315-3	T-M18-3
10:21	12.79	2	2	3	3	3
10:22	11.73	2	2	3	3	3
10:23	21.25	2	2	3	3	3
10:25	12.82	2	2	3	3	3
10:25	12.90	2	2	3	3	3
10:26	13.00	2	2	3	3	3
10:27	13.14	2	2	3	3	3
10:08	20.98	2	2	3	3	3
10:29	8.95	2	2	3	3	3
10:30	12.40	5	2	3	3	3
10:31	13.00	2	2	3	3	3
10:32	13.10	2	2	3	3	3
10:34	21.25	5		3	3	3
10:35	21.29	5		3	3	3
10:37	21.40	5		3	3	3
10:39	13.01	5		3	3	3
10:39	12.69	5		3	3	3
10:43	12.80	5		3	3	3
10:43	12.48	5		3	3	3
10:45	21.39	5		3	3	3
10:47	21.38	5		3	3	3
10:49	13.00	2		3	3	3
10:50	12.76	2		3	3	3
10:51	21.21	2		3	3	3
10:52	21.44	2		3	3	3
10:54	12.79	2	3	3	3	3
10:56	12.73	2	3	3	3	3
10:57	21.61	2	3	3	3	3
10:59	12.86	2	3	3	3	3
11:00	12.72	2	3	3	3	3
11:01	20.87	2	3	3	3	3
11:03	21.30	2	3	3	3	3
11:07	12.91	2	3	3	3	3
11:08	12.83	2	3	3	3	3
11:09	21.45	2	3	3	3	3
11:10	11.50	2	3	3	3	3
11:11	10.97	2	3	3	3	3
11:13	12.68	2	3	3	3	3
11:13	15.23	2	3	3	3	3
11:18	12.00	2	3	3	3	3
11:18	11.26	2	3	3	3	3
11:21	12.00	2	3	3	3	3

Hot Mix Asphalt Plant C Load-Out Data
Data used in TED Emission Calculations

Client/Source	EPA Plant C	Run No.	3-Load Out
		Date	7/27/1998
	Hot Mix Asphalt	Data Collected By	P.S. Murowchick
		Spreadsheet work	Derek Hawkes

Time Of Loading	Actual Tons Loaded	Silo No.	T-V-3 (1-4)	T-MM5-3	T-M315-3	T-M18-3
11:21	13.22	2	3	3	3	3
11:22	13.00	2	3	3	3	3
11:23	12.78	2		3	3	3
11:25	24.53	2		3	3	3
11:28	13.00	2		3	3	3
11:29	12.92	2		3	3	3
11:31	13.00	2		3	3	3
11:33	12.73	2		3	3	3
11:33	12.00	2		3	3	3
11:34	12.91	2		3	3	3
11:35	12.00	1		3	3	3
11:36	12.56	1		3	3	3
11:36	13.00	2		3	3	3
11:37	13.60	2		3	3	3
11:38	13.00	2		3	3	3
11:39	13.14	2		3	3	3
11:41	13.00	2		3	3	3
11:41	12.67	2		3	3	3
11:42	13.00	2		3	3	3
11:43	13.10	2		3	3	3
11:44	12.00	2		3	3	3
11:45	12.49	2		3	3	3
11:47	13.00	2		3	3	3
11:48	12.96	2		3	3	3
11:49	13.00	2		3	3	3
11:50	12.46	2		3	3	3
11:51	12.50	2		3	3	3
11:51	12.31	2		3	3	3
11:52	21.08	1		3	3	3
11:54	12.00	2		3	3	3
11:55	12.64	2		3	3	
Total	2799.06			2530.2	2529.7	2530.2

APPENDIX B.4

LOAD-OUT RECORDS FOR 6/18/98 THROUGH 7/26/98

ASPHALT PLANT C

HISTORICAL LOAD-IN DATA

Date	Customer Name	Customer Number	Order #	Order Amount (Tons)	Production Rate(TPH)	Mix Type	Product Type	Starting Time
6/18/98	ONYX Paving co, Inc.	1513	19	250	75	1/2"	1004 III C3 AR-4000	6:35
6/18/98	Griffith Co.	707	20	345	75	3/4"	1004 III C3 AR-4000	7:40
6/18/98	Hillcrest Contracting	837	25	300	125	1/2"	1004 III C3 AR-4000	6:35
6/18/98	Hillcrest Contracting	837	26	500	*	3/4"	1002 III B3 AR-4000	*
6/18/98	City Of Dana Point	317	30	70	*	3/4"	1024 Type B AR-4000	6:45
6/18/98	Calfon Construction, Inc.	497	33	42	*	3/4"	1002 III B3 AR-4000	*
6/18/98	Sequel Contractors Inc.	2068	35	15	*	3/4"	1002 III B3 AR-4000	6:20
6/18/98	Silverado Constructors	2064	47	2,500	350	3/4"	1024 Type B AR-4000	7:10
6/18/98	Meyer E.J. Company	1323	52	50	50	3/4"	1004 III C3 AR-4000	13:20
6/18/98	Copp Contracting Inc.	478	58	50	25	3/4"	1001 III B2 AR-4000	8:30
6/18/98	Damon Construction Inc.	402	59	150	25	3/4"	1002 III B3 AR-4000	6:45
6/18/98	Copp Contracting Inc.	478	60	25	*	3/4"	1001 III B2 AR-4000	11:00
6/18/98	Copp Contracting Inc.	478	62	50	*	3/4"	1001 III B2 AR-4000	13:30
6/19/98	DBL Contruction	433	9	400	150	3/4"	1002 III B3 AR-4000	7:15
6/19/98	Copp Contracting Inc.	478	10	100	*	1/2"	1004 III C3 AR-4000	6:55
6/19/98	DBL Contruction	433	31	350	175	3/4"	1002 III B3 AR-4000	*
6/19/98	City Service Contracting	341	35	37	*	3/4"	1002 III B3 AR-4000	8:00
6/19/98	City Service Contracting	341	35	12	*	3/8"	1010 III D AR-4000	8:00
6/19/98	Silverado Constructors	2064	39	1,800	300	3/4"	1024 Type B AR-4000	7:30
6/19/98	Silverado Constructors	2064	40	2,200	350	3/4"	1024 Type B AR-4000	17:35
6/19/98	Meyer E.J. Company	1323	43	50	50	1/2"	1004 III C3 AR-4000	13:20
6/19/98	Calfon Construction, Inc.	497	44	42	*	3/4"	1002 III B3 AR-4000	13:20
6/19/98	Damon Construction Inc.	402	47	100	*	3/4"	1002 III B3 AR-4000	6:45
6/19/98	City Of Dana Point	317	48	70	*	3/4"	1024 Type B AR-4000	6:45
6/20/98	Hillcrest Contracting	837	9	50	*	3/8"	1010 III D AR-4000	7:20
6/20/98	Far West Paving and Sealing	617	10	350	100	3/4"	1011 Class B AR-4000	6:00
6/20/98	South Western Paving Co.	2057	11	400	75	3/8"	1010 III D AR-4000	7:20
6/20/98	Cash Account	1320	12	42	*	3/8"	1010 III D AR-4000	8:00
6/20/98	Seal Black	1968	13	100	50	1/2"	1018 fine AR-4000	7:30
6/20/98	Parker Engineering	1697	14	25	*	3/8"	1010 III D AR-4000	7:00
6/20/98	Parker Engineering	1697	15	25	*	3/8"	1010 III D AR-4000	9:30
6/20/98	Asphalt Management Inc.	642	21	200	75	3/4"	1042 III B3 AR-8000	7:00
6/20/98	Asphalt Management Inc.	642	21	100	50	1/2"	1018 fine AR-4000	11:00
6/20/98	City Service Contracting	341	24	15	15	1/2"	1018 fine AR-4000	7:00
6/20/98	Silverado Constructors	2064	28	2,800	400	3/4"	1024 Type B AR-4000	15:40
				13,615				

*** Data Unavailable**

ASPHALT PLANT C

Historical Load-in Data

Date	Customer Name	Customer Number	Order #	Order Amount (Tons)	Production Rate(TPH)	Mix Type	Product Type	Starting Time
6/20/98	Snyder Langston Inc.	1964	29	25	*	3/8"	1010 III D AR-4000	5:30 AM
6/20/98	Snyder Langston Inc.	1964	29	200	125	1/2"	1044 III C3 AR-8000	7:30 AM
6/20/98	Western Paving Contract	2332	30	30	15	1/2"	1004 III C3 AR-4000	3:00 PM
6/20/98	Griffith Co.	707	31	345	75	3/4"	1002 III B3 AR-4000	8:40 AM
6/20/98	Copp Contracting Inc.	478	32	75	*	1/2"	1004 III C3 AR-4000	6:40 AM
6/22/98	Seal Black	1968	9	50	50	1/2"	1018 fine AR-4000	6:45 AM
6/22/98	Damon Construction Co.	402	16	1,400	175	rubber	1032 ARHM-GG-C	6:15 AM
6/22/98	Hillcrest Contracting	837	17	1,300	175	3/4"	1002 III B3 AR-4000	6:55 AM
6/22/98	Griffith Co.	707	18	1,500	250	3/4"	1002 III B3 AR-4000	6:35 AM
6/22/98	Silverado Constructors	2064	20	2,500	400	3/4"	Type B AR-4000	5:35 PM
6/22/98	Gansek Construction	721	27	30	30	3/4"	Type B AR-4000	9:20 AM
6/22/98	Copp Contracting Inc.	478	28	75	*	1/2"	1004 III C3 AR-4000	6:40 AM
6/22/98	Meyer E.J. Company	1323	29	50	50	1/2"	1004 III C3 AR-4000	1:25 PM
6/22/98	Silverado Constructors	2064	30	40	40	3/4"	Type B AR-4000	10:45 AM
6/22/98	City Of Dana Point	317	36	70	*	3/4"	Type B AR-4000	6:45 AM
6/22/98	Calfon Construction, Inc.	497	37	42	*	3/4"	1002 III B3 AR-4000	9:20 AM
6/22/98	Silverado Constructors	2064	38	600	100	3/4"	Type B AR-4000	9:40 AM
6/22/98	Damon Construction Co.	402	45	150	25	3/4"	1002 III B3 AR-4000	6:45 AM
6/23/98	Hillcrest Contracting	837	9	1,875	175	3/4"	1002 III B3 AR-4000	6:25 AM
6/23/98	Griffith Co.	707	10	1,600	250	1/2"	1002 III B3 AR-4000	6:35 AM
6/23/98	Damon Construction Co.	402	17	500	150	rubber	1032 ARHM-GG-C	6:15 AM
6/23/98	Damon Construction Co.	402	17	600	150	1/2"	1004 III C3 AR-4000	6:15 AM
6/23/98	Silverado Constructors	2064	19	1,300	200	perm	1039 A.T.P.B. AR-8000	5:35 PM
6/23/98	Calfon Construction, Inc.	497	21	42	*	3/4"	1002 III B3 AR-4000	10:20 AM
6/23/98	Peterson-Chase Gen'l En.	2719	23	150	50	3/4"	1524 Type B AR-4000	7:40 PM
6/23/98	Seal Black	1968	25	300	75	1/2"	1018 fine AR-4000	7:15 AM
6/23/98	City Of Dana Point	317	33	70	*	3/4"	1024 Type B AR-4000	6:45 AM
6/23/98	Copp Contracting Inc.	478	35	50	*	1/2"	1004 III C3 AR-4000	6:40 AM
6/23/98	Meyer E.J. Company	1323	36	50	50	1/2"	1004 III C3 AR-4000	1:25 PM
6/24/98	Griffith Co.	707	10	750	150	1/2"	1004 III C3 AR-4000	6:40 AM
6/24/98	Hillcrest Contracting	837	11	550	*	3/4"	1001 III B2 AR-4000	6:25 AM
6/24/98	DBL Construction	433	26	1,000	125	3/4"	1002 III B3 AR-4000	7:30 AM
6/24/98	Silverado Constructors	2064	27	2,100	300	3/4"	1024 Type B AR-4000	5:35 PM
6/24/98	Calfon Construction, Inc.	497	32	42	*	3/4"	1002 III B3 AR-4000	10:20 AM
6/24/98	Ben's Asphalt	202	36	150	25	1/2"	1004 III C3 AR-4000	7:50 AM
				19,611				

*** Data Unavailable**

27

ASPHALT PLANT C

Historical Load-in Data

Date	Customer Name	Customer Number	Order #	Order Amount (Tons)	Production Rate(TPH)	Mix Type	Product Type	Starting Time
6/24/98	Damon Construction Co.	402	41	1,000	150	1/2"	1004 III C3 AR-4000	6:15 AM
6/24/98	Copp Contracting Inc.	478	43	50	25	3/4"	1001 III B2 AR-4000	8:20 AM
6/24/98	Copp Contracting Inc.	478	46	50	25	3/4"	1001 III B2 AR-4000	10:50 AM
6/24/98	Brutoco Engineering	214	54	175	50	3/4"	1051 Class B AR-8000	5:30 AM
6/24/98	Brutoco Engineering	214	54	50	*	1/2"	1053 Class C2 AR-8000	5:30 AM
6/24/98	Anchor Paving	136	55	725	*	1/2"	1004 III C3 AR-4000	*
6/25/98	DBL Construction	433	14	1,000	125	3/4"	1002 III B3 AR-4000	6:30 AM
6/25/98	Copp Contracting Inc.	478	26	50	25	3/4"	1001 III B2 AR-4000	10:30 AM
6/25/98	City Of Dana Point	317	32	70	*	3/4"	1024 Type B AR-4000	*
6/25/98	Calfon Construction Inc.	497	33	42	*	3/4"	1002 III B3 AR-4000	*
6/25/98	Brutoco Engineering	214	34	2,800	350	3/4"	1051 Class B AR-8000	5:45 AM
6/25/98	Palomar Grading/Paving	1657	35	15	*	1/2"	1004 III C3 AR-4000	9:00 AM
6/25/98	Silverado Constructors	2064	46	400	50	3/4"	1024 Type B AR-4000	7:35 AM
6/25/98	Griffith Co.	707	50	150	50	1/2"	1004 III C3 AR-4000	8:45 AM
6/25/98	Ben's Asphalt	202	52	100	50	1/2"	1004 III C3 AR-4000	6:30 AM
6/25/98	Copp Contracting Inc.	478	56	50	25	3/4"	1001 III B2 AR-4000	8:15 AM
6/25/98	Copp Contracting Inc.	478	57	25	25	3/4"	1001 III B2 AR-4000	1:00 PM
6/25/98	Silverado Constructors	2064	58	16	16	1/2"	1004 III C3 AR-4000	12:45 PM
6/26/98	Noble R.J.	1437	29	450	150	3/4"	1002 III B3 AR-4000	11:00 AM
6/26/98	Silverado Constructors	2064	41	700	150	3/4"	1024 Type B AR-4000	7:40 AM
6/26/98	Silverado Constructors	2064	42	700	*	3/4"	1024 Type B AR-4000	5:35 PM
6/26/98	Silverado Constructors	2064	42	1,400	300	perm	1039 A.T.P.B. AR-8000	5:35 PM
6/26/98	Silverado Constructors	2064	44	400	50	3/4"	1024 Type B AR-4000	7:35 AM
6/26/98	Peterson Chase Gen'L En.	2719	30	90	50	3/4"	524Type B 19MM AR400	*
6/26/98	Brutoco Engineering	214	38	1,700	*	1/2"	1053 Class C2 AR-8000	5:45 AM
6/26/98	Brutoco Engineering	214	38	225	350	*	1051 Class B AR-8000	5:45 AM
6/26/98	Hillcrest Contracting	837	28	375	125	1/2"	1003 III C2 AR-4000	7:00 AM
6/26/98	Griffith Co.	707	35	15	*	1/2"	1004 III C3 AR-4000	8:40 AM
6/26/98	Ben's Asphalt	202	52	15	*	1/2"	1018 Fine AR-4000	6:50 AM
6/26/98	Meyer E.J. Co.	1323	59	25	*	1/2"	1004 III C3 AR-4000	1:20 PM
6/26/98	Copp Contracting Inc.	478	53	50	25	3/4"	1001 III B2 AR-4000	8:30 AM
6/26/98	Copp Contracting Inc.	478	54	100	25	3/4"	1001 III B2 AR-4000	11:00 AM
6/29/98	Ben's Asphalt	202	20	900	100	1/2"	1018 Fine AR-4000	7:20 AM
6/29/98	Meyer E.J. Co.	1323	21	50	50	1/2"	1004 III C3 AR-4000	1:20 PM
6/29/98	City Of Dana Point	317	26	1,000	150	rubber	1032 A.R.H.M.-GG-C	6:45 AM
				1,950				

*** Data Unavailable**

ASPHALT PLANT C

HISTORICAL LOAD-IN DATA

Date	Customer Name	Customer Number	Order #	Order Amount (Tons)	Production Rate(TPH)	Mix Type	Product Type	Starting Time
6/29/98	Silverado Constructors	2064	27	1,400	350	3/4"	1024 Type B AR-4000	5:35 PM
6/29/98	Kajima Eng. & Const., Inc.	1129	28	25	*	1/2"	1004 III C3 AR-4000	*
6/29/98	Copp Contracting Inc.	478	33	75	*	3/4"	1001 III B2 AR-4000	8:30 AM
6/29/98	Copp Contracting Inc.	478	34	50	*	3/4"	1001 III B2 AR-4000	12:00 PM
6/29/98	Silverado Constructors	2064	46	300	*	3/4"	1024 Type B AR-4000	7:30 AM
6/30/98	Silverado Constructors	2064	14	1,400	300	3/4"	1024 Type B AR-4000	8:15 PM
6/30/98	Silverado Constructors	2064	14	800	300	perm	1039 A.T.P.B. AR-8000	5:35 PM
6/30/98	Silverado Constructors	2064	35	300	*	3/4"	1024 Type B AR-4000	7:35 AM
6/30/98	Excel Paving Co.	257	46	300	75	3/4"	1064 Type B AR-8000	6:40 PM
6/30/98	DBL Construction	433	23	200	75	1/2"	1004 III C3 AR-4000	7:15 AM
6/30/98	Meyer E.J. Co.	1323	15	50	50	1/2"	1004 III C3 AR-4000	1:20 PM
6/30/98	City Of Dana Point	317	19	1,100	150	rubber	1032 A.R.H.M.-GG-C	6:45 AM
6/30/98	Copp Contracting Inc.	478	44	50	25	3/4"	1001 III B2 AR-4000	10:50 AM
6/30/98	Copp Contracting Inc.	478	45	50	25	3/4"	1001 III B2 AR-4000	8:15 AM
7/1/98	Silverado Constructors	2064	14	1,000	250	3/4"	1024 Type B AR-4000	7:40 AM
7/1/98	City Of Dana Point	317	20	1,100	150	rubber	1032 A.R.H.M.-GG-C	6:45 AM
7/1/98	Meyer E.J. Co.	1323	21	50	50	1/2"	1004 III C3 AR-4000	1:20 PM
7/1/98	Charles C. Regan Inc.	1817	25	90	50	1/2"	1018 Fine AR-4000	7:30 AM
7/1/98	Calfon Construction, Inc.	497	34	42	*	3/4"	1002 III B3 AR-4000	8:50 AM
7/1/98	Universal Asphalt Co. Inc.	2105	46	100	*	3/8"	1010 III D AR-4000	*
7/1/98	Seal Black	1968	47	550	*	1/2"	1018 Fine AR-4000	*
7/1/98	Copp Contracting Inc.	478	48	50	25	3/4"	1001 III B2 AR-4000	8:30 AM
7/1/98	Copp Contracting Inc.	478	49	75	25	3/4"	1001 III B2 AR-4000	11:00 AM
7/2/98	Hillcrest Contracting	837	15	100	*	3/4"	1002 III B3 AR-4000	*
7/2/98	Silverado Constructors	2064	33	500	350	3/4"	1024 Type B AR-4000	5:35 PM
7/2/98	Silverado Constructors	2064	33	1,800	350	perm	1039 A.T.P.B. AR-8000	*
7/2/98	Noble R.J.	1437	36	900	125	1/2"	1004 III C3 AR-4000	7:15 AM
7/2/98	Moore Electrical Contractor	1329	40	5	*	1/2"	1025 Type B AR-4000	*
7/2/98	City Of Dana Point	317	41	1,150	150	rubber	1032 A.R.H.M.-GG-C	6:50 AM
7/2/98	Collins General Contractor	384	42	1,800	225	1/2"	1004 III C3 AR-4000	6:40 AM
7/2/98	Silverado Constructors	2064	43	200	*	3/4"	1024 Type B AR-4000	7:40 AM
7/2/98	Copp Contracting Inc.	478	44	150	25	3/4"	1001 III B2 AR-4000	8:20 AM
7/2/98	City Service Contracting	341	47	25	*	3/4"	1002 III B3 AR-4000	8:20 AM
7/2/98	Parker Engineering	1697	54	40	40	3/4"	1002 III B3 AR-4000	10:20 AM
7/2/98	Meyer E.J. Co.	1323	57	25	*	1/2"	1004 III C3 AR-4000	1:20 PM
				15,852				

ASPHALT PLANT C

HISTORICAL LOAD-IN DATA

Date	Customer Name	Customer Number	Order #	Order Amount (Tons)	Production Rate(TPH)	Mix Type	Product Type	Starting Time
7/3/98	Hillcrest Contracting	837	9	300	50	3/4"	1002 III B3 AR-4000	7:00 AM
7/3/98	Silverado Constructors	2064	13	2,450	350	3/4"	1024 Type B AR-4000	5:35 PM
7/3/98	Palomar Grading/Paving	1657	26	25	*	3/4"	1002 III B3 AR-4000	10:10 AM
7/3/98	Silverado Constructors	2064	28	1,500	225	3/4"	1024 Type B AR-4000	7:40 AM
7/3/98	Cal-State Paving Co., Inc.	286	29	75	50	3/8"	1010 III D AR-4000	7:00 AM
7/3/98	COPP Contracting Inc.	478	31	75	25	3/4"	1001 III B2 AR-4000	8:30 AM
7/3/98	Noble R.J.	1437	32	600	150	3/4"	1002 III B3 AR-4000	6:45 AM
7/3/98	Bostic Co. J B	218	33	75	50	1/2"	1004 III C3 AR-4000	6:45 AM
7/3/98	Snyder Langston Inc.	1964	34	17	*	1/2"	1044 III C3 AR-8000	6:40 AM
7/3/98	Collins General Contracting	384	38	500	150	1/2"	1004 III C3 AR-4000	6:40 AM
7/6/98	Palomar Grading/Paving	1657	10	150	75	1/2"	1004 III C3 AR-4000	7:10 AM
7/6/98	Meyer E.J. Company	1323	15	25	*	1/2"	1004 III C3 AR-4000	1:20 PM
7/6/98	Russell's Site Contract	2071	16	600	100	1/2"	1004 III C3 AR-4000	*
7/6/98	Russell's Site Contract	2071	16	260	100	1/2"	1004 III C3 AR-4000	7:40 AM
7/6/98	Russell's Site Contract	2071	16	600	100	3/4"	1001 III B2 AR-4000	10:15 AM
7/6/98	City Of Dana Point	317	17	1,375	150	rubber	1032 A.R.H.M.-GG-C	6:45 AM
7/6/98	Silverado Constructors	2064	21	2,450	350	3/4"	1024 Type B AR-4000	*
7/6/98	COPP Contracting Inc.	478	38	125	25	1/2"	1004 III C3 AR-4000	7:30 AM
7/6/98	Hillcrest Contracting	837	41	1,300	175	3/4"	1002 III B3 AR-4000	7:35 AM
7/6/98	Palomar Grading/Paving	1657	42	1,600	200	1/2"	1002 III B3 AR-4000	6:50 AM
7/6/98	Hillcrest Contracting	837	43	300	*	1/2"	1004 III C3 AR-4000	*
7/7/98	City Of Dana Point	317	17	1,500	200	rubber	1032 A.R.H.M.-GG-C	6:45 AM
7/7/98	COPP Contracting Inc.	478	18	125	25	1/2"	1004 III C3 AR-4000	*
7/7/98	Silverado Constructors	2064	19	2,450	350	3/4"	1024 Type B AR-4000	5:40 PM
7/7/98	Far West Paving and Sealing	617	23	100	25	1/2"	1018 Fine AR-4000	6:10 AM
7/7/98	City of Irvine	347	24	750	125	rubber	1032 A.R.H.M.-GG-C	7:30 AM
7/7/98	Hillcrest Contracting	837	26	100	*	1/2"	1004 III C3 AR-4000	*
7/7/98	Sequel Contractors Inc.	2068	29	100	25	3/4"	1002 III B3 AR-4000	7:00 AM
7/7/98	Sequel Contractors Inc.	2068	30	100	50	3/4"	1002 III B3 AR-4000	10:30 AM
7/7/98	Western Paving Contractors	2332	31	35	*	1/2"	1004 III C3 AR-4000	*
7/7/98	City Of Westminster	2305	33	750	*	rubber	1032 A.R.H.M.-GG-C	*
7/7/98	City Of Westminster	2305	33	525	200	1/2"	1004 III C3 AR-4000	6:15 AM
7/7/98	Atkinson Grading and Equip.	166	38	25	25	3/4"	1002 III B3 AR-4000	10:30 AM
7/7/98	Gillespie Construction	733	43	25	25	3/4"	1042 III B3 AR-8000	*
7/7/98	Clayton Engineering Inc.	367	46	100	25	1/2"	1004 III C3 AR-4000	9:10 AM
				21,087				

*** Data Unavailable**

ASPHALT PLANT C

HISTORICAL LOAD-IN DATA

Date	Customer Name	Customer Number	Order #	Order Amount (Tons)	Production Rate(TPH)	Mix Type	Product Type	Starting Time
7/7/98	Meyer E J Co.	1323	50	50	100	1/2"	1004 III C3 AR-4000	1:20 PM
7/7/98	Copp Contracting Inc.	478	53	25	*	1/2"	1004 III C3 AR-4000	7:20 AM
7/7/98	Copp Contracting Inc.	478	54	100	*	1/2"	1004 III C3 AR-4000	9:00 AM
7/7/98	Allied Paving Co.	161	62	25	25	3/4"	1002 III B3 AR-4000	*
7/8/98	City Of Irvine	347	13	800	125	rubber	1032 ARHM-GG-C	7:35 AM
7/8/98	Copp Contracting Inc.	478	15	50	25	1/2"	1004 III C3 AR-4000	8:45 AM
7/8/98	Tyner Paving	2017	18	300	75	1/2"	1053 C2 AR-8000	9:30 AM
7/8/98	Integrated Waste Management	1537	21	1,000	200	3/4"	1002 III B3 AR-4000	7:15 AM
7/8/98	City Of Dana Point	317	35	1,400	150	rubber	1032 ARHM-GG-C	6:45 AM
7/8/98	Silverado Constructors	2064	36	2,400	350	3/4"	1024 Type B AR-4000	5:40 PM
7/8/98	City Of Westminster	2305	41	600	*	rubber	1032 ARHM-GG-C	*
7/8/98	City Of Westminster	2305	41	875	150	1/2"	1004 III C3 AR-4000	7:10 AM
7/8/98	Catellus Residential Co.	153	42	25	*	1/2"	1025 Type B AR-4000	*
7/8/98	Catellus Residential Co.	153	42	25	*	3/4"	1024 Type B AR-4000	6:45 AM
7/8/98	Meyer E J Co.	1323	51	50	100	1/2"	1004 III C3 AR-4000	1:20 PM
7/8/98	Copp Contracting Inc.	478	52	25	*	1/2"	1004 III C3 AR-4000	7:15 AM
7/9/98	Beach Paving Inc.	354	23	300	50	3/8"	1010 III D AR-4000	9:50 AM
7/9/98	Hillcrest Contracting	837	25	900	150	3/4"	1001 III B2 AR-4000	7:10 AM
7/9/98	Hillcrest Contracting	837	26	300	100	1/2"	1004 III C3 AR-4000	7:15 AM
7/9/98	Hillcrest Contracting	837	27	300	100	1/2"	1004 III C3 AR-4000	12:00 AM
7/9/98	City Of Dana Point	317	36	1,400	175	rubber	1032 ARHM-GG-C	6:45 AM
7/9/98	Excel Paving Co.	357	42	225	75	3/4"	1024 Type B AR-4000	7:00 AM
7/9/98	JES Engineering Contractors	1006	45	115	*	3/4"	1024 Type B AR-4000	7:30 AM
7/9/98	Shamrock Asphalt	1991	46	1,200	150	1/2"	1004 III C3 AR-4000	6:20 AM
7/9/98	Meyer E J Co.	1323	51	60	60	1/2"	1004 III C3 AR-4000	11:20 AM
7/9/98	Meyer E J Co.	1323	52	60	60	1/2"	1004 III C3 AR-4000	1:20 PM
7/9/98	Clayton Engineering Inc.	367	53	15	*	3/4"	1002 III B3 AR-4000	6:20 AM
7/9/98	Silverado Constructors	2064	55	600	150	perm	1039 A.T.P.B. AR-8000	5:35 PM
7/10/98	Silverado Constructors	2064	27	2,000	300	*	1039 A.T.P.B. AR-8000	5:40 PM
7/10/98	Shamrock Asphalt	1991	20	800	150	1/2"	1004 III C3 AR-4000	6:15 AM
7/10/98	Hillcrest Contracting	837	21	1,600	225	3/4"	1001 III B2 AR-4000	6:35 AM
7/10/98	Hillcrest Contracting	837	21	500	*	1/2"	1003 III C2 AR-4000	*
7/10/98	Meyer E J Co.	1323	47	65	60	1/2"	1004 III C3 AR-4000	1:20 PM
7/10/98	City Of Dana Point	317	23	1,300	150	rubber	1032 ARHM-GG-C	5:15 AM
7/10/98	Fieldstone Communities	640	24	850	175	3/4"	1024 Type B AR-4000	7:20 AM
				20,340				

*** Data Unavailable**

ASPHALT PLANT C
HISTORICAL LOAD-IN DATA

Date	Customer Name	Customer Number	Order #	Order Amount (Tons)	Production Rate(TPH)	Mix Type	Product Type	Starting Time
7/13/98	Silverado Constructors	2064	24	2,400	325	3/4"	1024 Type B AR-4000	5:40 PM
7/13/98	Silverado Constructors	2064	27	120	50	3/4"	1024 Type B AR-4000	8:40 AM
7/13/98	Silverado Constructors	2064	27	300	*	3/8"	1066 Type B AR-8000	*
7/13/98	Sequel Contractors Inc.	2068	35	75	50	3/4"	1002 III B3 AR-4000	10:15 AM
7/13/98	Excel Paving Co.	357	15	1,600	250	3/4"	1024 Type B AR-4000	7:00 AM
7/13/98	Meyer E.J. Company	1323	36	65	75	1/2"	1004 III C3 AR-4000	1:20 PM
7/13/98	City Of Dana Point	317	22	1,175	175	rubber	1032 ARHM-GG-C	6:45 AM
7/13/98	Brutoco Engineering	214	21	500	*	1/2"	1053 C2 AR-8000	*
7/13/98	Brutoco Engineering	214	21	75	125	3/4"	1051 B AR-8000	5:30 AM
7/14/98	John Laing Hones	1029	18	500	150	1/2"	1004 III C3 AR-4000	7:40 AM
7/14/98	Silverado Constructors	2064	21	3,200	450	3/4"	1024 Type B AR-4000	5:48 PM
7/14/98	Silverado Constructors	2064	23	75	*	perm	1066 Type B AR-8000	*
7/14/98	Silverado Constructors	2064	25	1,100	175	3/4"	1024 Type B AR-4000	8:40 AM
7/14/98	Silverado Constructors	2064	25	150	175	perm	1039 A.T.P.B. AR-8000	7:40 AM
7/14/98	Excel Paving Co.	357	30	650	150	3/4"	1024 Type B AR-4000	7:00 AM
7/14/98	Sequel Contractors Inc.	2068	32	200	50	3/4"	1002 III B3 AR-4000	*
7/14/98	Meyer E.J. Company	1323	34	75	75	1/2"	1004 III C3 AR-4000	1:20 PM
7/14/98	Sequel Contractors Inc.	2068	37	200	50	3/4"	1002 III B3 AR-4000	*
7/15/98	John Laing Homes	1029	15	475	150	1/2"	1004 III C3 AR-4000	7:36 AM
7/15/98	City Of Irvine	347	18	800	125	rubber	1032 ARHM-GG-C	*
7/15/98	Silverado Constructors	2064	19	3,200	450	3/4"	1024 Type B AR-4000	5:40 PM
7/15/98	Silverado Constructors	2064	20	1,000	*	3/4"	1024 Type B AR-4000	1:40 PM
7/15/98	Bully Miller Contracting	1943	21	15	*	3/8"	1026 Type B AR-4000	12:15 AM
7/15/98	C A Rassmussen	483	22	1,100	250	3/4"	1001 III B2 AR-4000	6:45 AM
7/15/98	Silverado Constructors	2064	23	300	50	perm	1066 Type B AR-8000	7:40 AM
7/15/98	Kajima Eng. And Constr.	1129	24	12	*	3/4"	1002 III B3 AR-4000	*
7/15/98	Asphalt Care	2703	37	25	*	1/2"	1018 Fine AR-4000	9:30 AM
7/15/98	City Of Dana Point	317	40	50	*	1/2"	1004 III C3 AR-4000	*
7/15/98	Hillcrest Contracting	837	43	100	175	3/4"	1002 III B3 AR-4000	*
7/15/98	Meyer E.J. Company	1323	44	86	*	1/2"	1004 III C3 AR-4000	1:20 PM
7/16/98	Clayton Engineering Inc.	367	19	10	*	3/4"	1002 III B3 AR-4000	7:30 AM
7/16/98	Hillcrest Contracting	837	22	900	150	3/4"	1002 III B3 AR-4000	7:05 AM
7/16/98	Bayley Construction	247	25	75	200	3/4"	1024 Type B AR-4000	6:30 AM
7/16/98	Bayley Construction	247	25	1,600	200	1/2"	1025 Type B AR-4000	6:50 AM
7/16/98	Silverado Constructors	2064	26	300	50	berm	1066 Type B AR-8000	7:40 AM
				22,508				

*** Data Unavailable**

ASPHALT PLANT C

HISTORICAL LOAD-IN DATA

Date	Customer Name	Customer Number	Order #	Order Amount (Tons)	Production Rate(TPH)	Mix Type	Product Type	Starting Time
7/16/98	City of Dana Point	317	33	50	50	1/2"	1004 III C3 AR-4000	7:15 AM
7/16/98	Silverado Constructors	2064	34	500	250	perm	1039 A.T.P.B. AR-8000	5:40 PM
7/16/98	Silverado Constructors	2064	34	1,200	250	3/4"	1024 Type B AR-4000	7:40 PM
7/16/98	Silverado Constructors	2064	35	3,200	450	3/4"	1024 Type B AR-4000	*
7/16/98	C. A. Rassmussen	483	39	125	50	1/2"	1004 III C3 AR-4000	7:15 AM
7/16/98	Ahmadi M. Const. And Eng.	850	49	6	*	3/4"	1524 Type B AR-4000	7:10 AM
7/20/98	Silverado Constructors	2064	38	2,400	350	3/4"	1024 Type B AR-4000	5:35 PM
7/20/98	Brutoco Engineering	214	24	125	*	1/2"	1053 C2 AR-8000	*
7/20/98	Brutoco Engineering	214	24	250	175	3/4"	1051 B AR-8000	5:45 AM
7/20/98	Pave West Inc.	1679	17	1,500	175	1/2"	1044 III C3 AR-8000	5:00 AM
7/20/98	Sequel Contractors Inc.	2068	44	2,000	200	1/2"	1004 III C3 AR-4000	6:40 AM
7/20/98	Copp Contracting Inc.	478	20	291	*	1/2"	1004 III C3 AR-4000	*
7/20/98	Copp Contracting Inc.	478	21	650	125	1/2"	1004 III C3 AR-4000	7:25 AM
7/21/98	GMC Enterprises	711	9	275	50	3/4"	1002 III B3 AR-4000	7:00 AM
7/21/98	Hillcrest Contracting	837	10	75	*	3/4"	1002 III B3 AR-4000	6:25 AM
7/21/98	Copp Contracting Inc.	478	11	280	125	1/2"	1004 III C3 AR-4000	7:25 AM
7/21/98	Hillcrest Contracting	837	14	25	*	1/2"	1004 III C3 AR-4000	*
7/21/98	Allied Paving Co.	161	15	400	100	1/2"	1010 Fine AR-4000	6:50 AM
7/21/98	Pave West Inc.	1679	16	1,500	175	1/2"	1044 III C3 AR-8000	5:00 AM
7/21/98	Avala and Sons, Inc.	128	17	200	100	1/2"	1004 III C3 AR-4000	8:30 PM
7/21/98	Avala and Sons, Inc.	128	17	850	175	rubber	1032 ARHM-GG-C	10:30 PM
7/21/98	Irvine Company, The	909	21	1,225	225	3/4"	1002 III B3 AR-4000	6:20 AM
7/21/98	Irvine Company, The	909	21	400	*	1/2"	1004 III C3 AR-4000	*
7/21/98	Meyer E. J. Company	1323	40	50	50	1/2"	1004 III C3 AR-4000	1:50 PM
7/21/98	Silverado Constructors	2064	41	2,400	400	3/4"	1024 Type B AR-4000	5:35 PM
7/21/98	Silverado Constructors	2064	44	90	90	1/2"	1025 Type B AR-4000	6:05 AM
7/22/98	Silverado Constructors	2064	26	800	150	3/4"	1024 Type B AR-4000	7:35 AM
7/22/98	Pave West Inc.	1679	27	1,500	175	1/2"	1044 III C3 AR-8000	5:00 AM
7/22/98	Western Paving Contract	2332	25	900	150	1/2"	1044 III C3 AR-8000	6:50 AM
7/22/98	Allied Paving Co.	161	46	25	*	3/4"	1002 III B3 AR-4000	9:50 AM
7/22/98	Western Paving Contract	2332	44	4	*	1/2"	1044 III C3 AR-8000	1:00 AM
7/22/98	Preferred Paving	1618	28	700	50	3/8"	1010 III D AR-4000	6:40 AM
7/22/98	Myles Construction	1305	82	475	*	1/2"	1003 III C2 AR-4000	*
7/22/98	Meyer E. J. Company	1323	17	80	80	1/2"	1044 III C3 AR-8000	12:55 PM
7/22/98	Hillcrest Contracting	837	49	75	*	3/4"	1002 III B3 AR-4000	7:50 AM
				24,626				

ASPHALT PLANT C
HISTORICAL LOAD-IN DATA

Date	Customer Name	Customer Number	Order #	Order Amount (Tons)	Production Rate(TPH)	Mix Type	Product Type	Starting Time
7/22/98	Hillcrest Contracting	837	20	500	125	1/2"	1004 III C3 AR-4000	6:50 AM
7/23/98	Ayala & Sons, Inc.	128	10	850	175	*	1032 ARHM-GG-C	*
7/23/98	Ayala & Sons, Inc.	128	10	200	100	*	1004 III C3 AR-4000	*
7/23/98	Hillcrest Contracting	837	12	75	*	*	1002 III B3 AR-4000	7:50 AM
7/23/98	Meyer E. J. Company	1323	14	80	80	*	1004 III C3 AR-4000	9:20 AM
7/23/98	Hillcrest Contracting	837	17	1,300	175	*	1002 III B3 AR-4000	7:05 AM
7/23/98	Haitbrink Asphalt Paving	852	18	250	75	*	1004 III C3 AR-4000	8:50 AM
7/23/98	Anchor Paving	136	20	40	25	*	1018 Fine AR-4000	10:50 AM
7/23/98	Hillcrest Contracting	837	23	50	*	*	1004 III C3 AR-4000	7:15 AM
7/23/98	Mission Paving	1315	26	800	100	*	1018 Fine AR-4000	6:15 AM
7/23/98	Silverado Constructors	2064	29	2,400	400	*	1024 Type B AR-4000	5:35 PM
7/24/98	Hillcrest Contracting	837	10	75	*	3/4"	1002 III B3 AR-4000	7:50 AM
7/24/98	Hillcrest Contracting	837	15	800	175	1/2"	1004 III C3 AR-4000	6:45 AM
7/24/98	Ben's Asphalt	202	16	200	*	1/2"	1018 Fine AR-4000	*
7/24/98	Ayala & Sons, Inc.	128	27	850	175	rubber	1032 ARHM-GG-C	10:20 PM
7/24/98	Ayala & Sons, Inc.	128	27	200	100	1/2"	1004 III C3 AR-4000	8:20 PM
7/24/98	Silverado Constructors	2064	30	2,800	400	3/4"	1024 Type B AR-4000	5:35 PM
7/24/98	Silverado Constructors	2064	31	2,400	250	3/4"	1024 Type B AR-4000	6:35 AM
7/24/98	Presley Company	1605	33	1,275	125	3/4"	1002 III B3 AR-4000	6:40 AM
7/24/98	Excel Paving Co.	357	47	15	*	1/2"	1004 III C3 AR-4000	6:45 AM
7/24/98	Clayton Engineering Inc.	367	48	25	21	1/2"	1004 III C3 AR-4000	6:15 AM
7/24/98	Silverado Constructors	2064	49	84	*	3/4:"	1024 Type B AR-4000	6:35 AM
7/24/98	Snyder Langston Inc.	1964	50	82	25	1/2"	1043 III C2 AR-8000	11:35 AM
7/24/98	Snyder Langston Inc.	1964	62	175	85	*	1025 Type B AR-4000	*
7/25/98	Silverado Constructors	2064	18	2,400	300	3/4"	1024 Type B AR-4000	6:40 AM
7/25/98	Silverado Constructors	2064	19	250	300	3/4"	1024 Type B AR-4000	7:40 AM
7/25/98	Silverado Constructors	2064	20	2,800	400	3/4"	1024 Type B AR-4000	5:40 PM
7/25/98	Ben's Asphalt	202	12	190	100	1/2"	1018 Fine AR-4000	6:15 AM
	Total for 6/29/98 - 6/29/98, used in sum 6/29/98 to 7/25/98 below			1,950				
	Total for 6/29/98 - 7/2/98, used in sum 6/29/98 to 7/25/98 below			15,852				
	Total for 7/3/98 - 7/7/98, used in sum 6/29/98 to 7/25/98 below			21,087				
	Total for 7/7/98 - 7/10/98, used in sum 6/29/98 to 7/25/98 below			20,340				
	Total for 7/13/98 - 7/16/98, used in sum 6/29/98 to 7/25/98 below			22,508				
	Total for 7/16/98 - 7/22/98, used in sum 6/29/98 to 7/25/98 below			24,626				
	Total for 7/23/98 - 7/25/98, used in sum 6/29/98 to 7/25/98 below, also see Note			20,666				
	Total for 6/29/98 - 7/25/98, used below, see Notes 2 & 3			125,079				
	Total for 7/19/98 - 7/22/98, used to calculate 7/19/99 to 7/25/98			19,545				
	Total for 7/19/98 - 7/25/98, used below, see Note 4			40,211				
	Used in the TED Deposition Calcualtion			75,047	See note 1 below			
	Used in the Ceiling Deposition Calculation			20,666	See note 2 below			
	Used in the Exhaust Plenum Calculation (Box pipe)			4,133	See note 3 below			
	Used in the New SED Deposition Calculation			8,042	See note 4 below			

NOTES:

1 TED Test plates were installed from 6/29/98 thru 7/25/98. Total production during that time was 125,079. Test plates were exposed to load-out from 3 of 5 silos. Three fifths of 125,079 equals 75,347

2 Ceiling plates were installed from 7/23/98 thru 7/25/98; Total production during that time was 20,666

3 Box pipe were installed from 7/23/98 thru 7/25/98; Total production during that time was 20,666. Box pipe were exposed in only one silo. One fifth of 20,666 equals 4,133

4 New SED was installed from 7/19/98 thru 7/25/98; Total production during that time was 40,711. SED was exposed in only one silo. One fifth of 40,711 equals 8,142

*** Data Unavailable**

APPENDIX B.5

LOAD-OUT RECORDS FOR 7/24/98 THROUGH 7/28/98

Load-Out Log Spreadsheet

Sheet 1 of 5

Mri Project No. 4701-08-03-04

Client/Source: EPA - Plant C
Hot Mix Asphalt

Run No. 1 - Load Out

Date: 7/24/98

Data Recorded By: PS Murowchick

Product ID	Product Description	Job Name	Time Of Loading	Actual Tons Loaded	Truck No	Silo No.	Mix Temp. in Truck	Comments
1002	III B3 AR-4000	33	0713	20.86	82	4		2 min difference between
1004	III C3 AR-4000	15	0715	20.88	94	3		production + load out
1024	Type B 3/4	31	0717	21.34	95	4		0717 Began Loading Silo 2
1002	III B3 AR-4000	33	0719	20.92	89	4		
1004	III C3 AR-4000	815	0728	20.89	99	3		Computers Time record-
1002	III B3 AR-4000	33	0732	21.45	82	X2		here are from load
1004	III C3 AR-4000	15	0738	21.20	04	3		out computer.
1024	Type B 3/4	31	0741	21.34	15	2		Testing is using
1004	III C3 AR-400	15	0743	20.83	96	3		production computer
1024	Type B 3/4	31	0745	21.39	13	2		tim. Production
1002	III B3 AR-4000	33	0746	20.10	05	2		Computer is ahead
1002	III B3 AR-4000	3310	0748	21.04	93	2		of load out Computer
1004	III C3 AR-4000	47	0749	4.03	91	3		
1024	Type B 3/4	31	0752	21.19	21	2		
1024	Type B 3/4	31	0756	21.12	26	2		
1004	III C3 AR-4000	71	0758	3.99	25	1		
1024	Type B 3/4	49	0759	21.27	86	2		
					~~95~~			
1024	Type B 3/4	31	0802	21.12	29	2		0805 Gas Release Starter
1024	Type B 3/4	31	0805	21.17	16	2		
1004	III C3 AR-4000	15	0807	21.25	08	1		
1002	III B3 AR-4000	33	0812	21.39	27	2		
1004	III C3 AR-4000	15	0815	21.16	07	1		
1024	Type B 3/4	31	0823	21.40	20	2		
1004	III C3 AR-400	15	0824	20.91	92	X3		
1004	III C3 AR-400	75	0827	2.54	25	3		
~~1024~~	~~Type B 3/4"~~	~~31~~ 33	~~0828~~		~~21~~	~~2~~		
1002	III B3 AR-4000	33	0828	21.32	21	2		
1004	III C3 AR-	15	0830	21.43	89	3		
1024	Type B 3/4"	31	0833	21.20	10	2		

25M

46

Load-Out Log Spreadsheet

Sheet 2 of 5

Mri Project No. 4701-08-03-04

Client/Source: EPA - Plant C
Hot Mix Asphalt

Run No. 1 - Load Out

Date: 7/24/98

Data Recorded By: PS Murowchick

Product ID	Product Description	Job Name	Time Of Loading	Actual Tons Loaded	Truck No	Silo No.	Mix Temp. in Truck	Comments
1024	Type B 3/4	31	0838	21.22	12	2		
1002	III B3 AR-4000	33	0839	21.36	13	2		
1004	III C3 AR-4000	15	0841	21.35	30	3		
1024	Type B 3/4	31	0843	21.05	15	2		
1004	III C3 AR-4000	15	0846	20.94	26	3		
1024	Type B 3/4	31	0849	21.38	92	2		
1002	III B3 AR-4000	33	0850	21.33	29	2		
1002	III B3 AR-4000	10	0852	21.12	93	4		
1004	III C3 AR-4000	15	0854	21.04	16	3		
1024	Type B 3/4	31	0855	21.17	11	4		0858 Began filling Silo.
1002	III B3 AR-4000	33	0859	21.26	09	~~2~~ PSM		
1004	III C3 AR-4000	15	0903	20.88	94	3		
1024	Type B 3/4"	31	0905	19.91	05	2		
1024	Type B 3/4"	31	0910	21.22	86	2		Gate open on truck
1004	III C3 AR-4000	15	0912	21.10	95	~~2~~ 3		Spilling in tunnel
1002	III B3 AR-4000	33	0916	21.04	99	4		2 Ton in tunnel
1004	III C3 AR-4000	15	0921	21.10	88	3		0920 cleaning up
1024	Type B 3/4"	31	0922	21.58	27	2		tunnel
1024	Type B 3/4"	31	0924	21.27	12	2		
1002	III B3 AR-4000	33	0928	21.46	10	2		
1024	Type B 3/4"	31	0933	21.14	20	2		0921 Sampling Began
1004	III C3 AR-4000	15	0937	21.42	15	3		Location 1
1024	Type B 3/4"	31	0938	21.36	18	2		0935 Stopped Gas Cole
1002	III B3 AR-4000	33	0939	21.20	21	2		
1024	Type B 3/4"	31	0942	21.06	11	2		
1004	III C3 AR-4000	15	0944	7.0	95	3		
1004	III C3 AR-4000	15	0945	21.13	13	2		
PSM ~~1024~~	~~Type B 3/4~~	~~31~~ 33			~~91~~	~~2~~		
1002	III B3 AR-4000	33	0949	20.88	91	2		

47

Load-Out Log Spreadsheet

Sheet 3 of 5

Mri Project No. 4701-08-03-04

Client/Source: EPA / Plant C
Hot Mix Asphalt

Run No 1 - Load Out

Date: July 24, 1998

Data Recorded By: PS Murowchick

Product ID	Product Description	Job Name	Time Of Loading	Actual Tons Loaded	Truck No	Silo No.	Mix Temp. in Truck	Comments
1024	Type B 3/4"	31	0950	21.34	08	2		
1004	III C3 AR-4000	15	0953	21.20	07	3+1		
1024	Type B 3/4"	31	0955	21.53	29	2		
1002	III B3 AR-4000	33	0958	21.52	27	2		
1024	Type B 3/4"	49	1000	21.29	89	2		
1024	Type B 3/4"	31	1002	21.60	09	2		
1004	III C3 AR-4000	15	1005	20.94	02	1		
1002	III B3 AR-4000	33	1006	21.27	12	2		
1024	Type B 3/4"	31	1007	21.22	04	2		
25M 1004	III C3 AR-4000	15	1009	20.96	96	1		
1024	~~1002 III B3 AR-4000~~	~~33~~ 31	1011	21.44	20	2		
1002	III B3 AR-4000	33	1014	21.06	99	2		
1004	III C3 AR-4000	15	1027	21.50	92	1		
1002	III B3 AR-4000	33	1028	20.43	05	5		
1024	Type B 3/4"	31	1030	21.41	11	5		
1004	III C3 AR 4000	15	1033	21.29	18	~~3~~ 1		
1024	Type B 3/4"	31	1035	21.08	16	5		
1024	Type B 3/4"	31	1036	21.39	10	5		
1002	III B3 AR 4000	33	1038	21.33	86	5		
1004	III C3 AR 4000	15	1040	21.14	93	1		
1024	Type B 3/4"	31	1041	21.45	26	5		
1024	Type B 3/4"	31	1043	21.25	21	5		
1002	III B3 AR 4000	33	1046	21.26	08	5		
1004	III C3 AR 4000	15	1052	21.40	91	1+3		
1024	Type B 3/4"	31	1054	21.40	09	5		
1004	III C3 AR-4000	15	1058	21.07	94	3		
1002	III B3 AR 4000	33	1100	21.51	29	4		
1024	Type B 3/4"	31	1101	21.33	27	6		
1002	III B3 AR 4000	33	1107	21.29	88	5+4		

48 1109

Load-Out Log Spreadsheet

Sheet 4 of 5

Mri Project No. 4701-08-03-04

Client/Source EPA / Plant C
Hot Mix Asphalt

Run No. 1- Load Out

Date: July 24, 1998

Data Recorded By: PS Murowchick

Product ID	Product Description	Job Name	Time Of Loading	Actual Tons Loaded	Truck No	Silo No.	Mix Temp. In Truck	Comments
1004	III C3 AR4000	15	11:10	21.34	09	3		
1024	Type B 3/4"	31	1112	21.42	12	4		
1002	III B3 AR4000	33	1117	21.30	04	4		
1004	III C3 AR4000	15	1118	21.29	11	3		
1024	Type B 3/4"	31	1122	21.40	20	4		
1024	Type B 3/4"	31	1123	21.45	16	4		
1002	III B3 AR4000	33	1124	20.78	02	4		
1004	III C3 AR4000	15	1126	21.43	13	3		
1024	Type B 3/4"	31	1128	21.32	10	2		
1024	Type B 3/4"	31	1133	21.35	15	2		
1004	III C3 AR4000	15	1136	21.19	95	3		
1002	III B3 AR4000	33	1138	21.12	26	2		
1024	Type B 3/4"	31	1139	21.14	21	2		
1004	III C3 AR4000	15	1140	↓	3058	3		Front of Truck
1004	III C3 AR4000	15	1141	24.84	3058	3		Back of Truck
1024	Type B 3/4"	31	1143	21.17	96	2		
1024	Type B 3/4"	31	1145	20.12	05	2		
1024	Type B 3/4"	31	1150	21.34	07	2		
1002	III B3 AR4000	33	1153	21.04	08	2		
1024	Type B 3/4"	31	1155	21.15	99	2		
1024	Type B 3/4"	31	1157	21.31	86	2		
1002	III B3 AR4000	33	1202	21.35	27	2		
1024	Type B 3/4"	31	1204	21.22	09	2		
1024	"	31	1205	21.32	29	2		
1002	III B3 AR4000	33	1210	21.22	16	2		
1024	Type B 3/4"	31	1215	21.02	88	2		
1002	III B3 AR4000	38	1217	23.99	3310	2		
1002	III B3 AR4000	33	1219	21.29	12	2		
1002	III B3 AR4000	33	1222	21.00	15	2		

Load-Out Log Spreadsheet

Sheet 5 of 5

Mri Project No. 4701-08-03-04

Run No. 1 Load Out

Client/Source: EPA / Plant C
Hot Mix Asphalt

Date: July 24, 1998

Data Recorded By: PS Murawchick

Product ID	Product Description	Job Name	Time Of Loading	Actual Tons Loaded	Truck No	Silo No.	Mix Temp. in Truck	Comments
1002	III B3 AR4000	38	1223	21.52	20	2		
1024	Type B 3/4"	31	1225	21.47	~~8~~10	2		
1002	III B3 AR4000	33	1230	21.46	18	2		
1004	III C3 AR4000	15	1235	21.33	21	3		
1024	Type B 3/4"	31	1236	20.40	~~82~~ 91	2		
1002	III B3 AR4000	38	1237	21.73	92	2		
1002	III B3 AR-4000	33	1238	21.28	02	2		
1024	Type B 3/4"	31	1240	21.16	04	2		
1002	III B3 AR4000	38	1242	21.39	26	2		
1024	Type B 3/4"	31	1244	20.23	05	2		
1002	III B3 AR-4000	33	1246	↓	96	2		
↓	↓	↓	1248	21.57	~~07~~	4		
1024	Type B 3/4"	31	1249	21.25	07	4		
1002	III B3 AR4000	38	1251	21.20	93	4		
1024	Type B 3/4"	31	1253	21.17	99	2		
1002	III B3 AR4000	38	1254	21.31	11	2		
1024	Type B 3/4"	31	1301	↓	89	2		
↓	↓	↓	1302	21.19	~~39~~	4		

Orange County Name (State Name)

1002 III B3 AR-4000 (Same as 1024 Type B 3/4")

30% RAP

5.2% Liquid Asphalt (AR-4000)

36% Rock Dust ~~(Sand)~~

24% 3/8" Rock

22% Crushed 1/2" Rock

18% 3/4" Rock

1004 III C3 AR-4000 (1/2") (Same as 1018 1/2" Fine)

30% RAP

5.5% Liquid Asphalt

43% Rock Dust

42% 3/8" Rock

15% 1/2" Rock

1010 III D~~3~~ AR-4000 (3/8")

6.4% Asphalt

20% Sand

54% Rock Dust

26% 3/8" Rock

Load-Out Log Spreadsheet

Sheet 1 of 4

Mri Project No. 4701-08-03-04

Client/Source: EPA / Plant C
Hot Mix Asphalt

Run No. 2 - Load Out

Date: July 25, 1998

Data Recorded By: PS Murowchick

Product ID	Product Description	Job Name	Time Of Loading	Actual Tons Loaded	Truck No	Silo No.	Mix Temp. in Truck	Comments
1004	III C3 AR-4000	11	0702	21.12	20	2		
1024	Type B 3/4"	18	0704	21.43	29	5		
1004	III C3 AR-4000	11	0708	↓	16	2		Same truck
1004	III C3 AR-4000	11	0709	21.24	16	3		
1024	Type B 3/4"	18	0712	21.02	18	5		0715 Sampling
1004	III C3 AR-4000	11	0720	20.92	09	3		
1024	Type B 3/4"	18	0721	↓	312502	2		Front of truck
"	"	18	0723	23.87	312502	2		Back of truck
1018	1/2" Fine	12	0724	↓	3405	3		Front
1018	1/2" Fine	12	0725	23.65	"	3		Back
1024	Type B 3/4"	18	0729	21.21	27	2		~~Front~~
1004	III C3 AR-4000	11	0731	↓	312503	3		~~Back~~ Front
"	"		0732	23.93	↓	3		Back
1018	1/2" Fine	~~PSM 8/12~~	0735	21.09	23	3		
1024	Type B 3/4"	18	0738	↓	312501	2		Front
"	"	"	0740	24.43	"	"		Back
1004	III C3 AR-4000	11	0742	20.59	25	3		
1024	Type B 3/4"	18	0743	↓	3106	2		Front
"	"	"	0744	23.24	"	"		Back
1024	Type B 3/4"	19	0745	20.64	22	2		
1018	1/2" Fine	12	0747	↓	3425	3		
"	"	"	0748	24.47	"	"		
1024	Type B 3/4"	18	0751	21.26	21	2		
1004	III C3 AR-4000	11	0753	↓	312504	3		Front
"	"	"	0755	24.52	"	"		Back
1018	1/2" Fine	12	0757	21.32	15	3		
1024	Type B 3/4"	18	0759	21.26	11	2		
1004	III C3 AR-4000	11	0805	19.73	08	3		
1024	Type B 3/4"	18	0807	21.05	07	2		

52

Load-Out Log Spreadsheet

Sheet 2 of 4

MRI Project No. 4701-08-03-04

Client/Source: EPA / Plant C
Hot Mix Asphalt

Run No. 2 Load Out

Date: July 25, 1998

Data Recorded By: PS Murowchick

Product ID	Product Description	Job Name	Time Of Loading	Actual Tons Loaded	Truck No	Silo No.	Mix Temp. in Truck	Comments
1018	1/2" Fine	12	~~0809~~ 0810	~~21.45~~	29	3		
1024	Type B 3/4"	18	0814	21.31	18	4		
1004	III C3 AR-4000	11	0817	↓	3597	3		Front
"	"	"	0817	24.65	"	"		Back
1018	1/2" Fine	12	0819	↓	3084	3		Front
"	"	"	0820	24.48	"	"		Back
1024	Type B 3/4"	18	0822	21.13	30	5		
1004	III C3 AR-4000	11	0824	↓	312505	3		Front
"	"	"	0825	24.03	"	"		Back
1024	Type B 3/4"	18	0828	21.50	09	2		
1018	1/2" Fine	12	0830	21.16	16	3		
1004	III C3 AR-4000	11	0832	21.27	10	3		
1024	Type B 3/4"	18	0834	21.25	27	2		
1024	Type B 3/4"	18	0837	↓	312501	4		Front
"	"	"	0838	24.45	"	"		Back
1004 psn	~~1024~~ ~~Type B 3/4"~~ III C3	11	0839	21.26	20	3		
1024	Type B 3/4"	18	0842	21.30	21/8	5		844 Sampling Silo 2
1024	Type B 3/4"	18	0845	↓	3106	4		Front
"	"	"	0846	23.21	"	4		Back
1004 psn	~~1024~~ ~~Type B~~ III C3 3/4"	11	0848	21.00		3		
1024	Type B 3/4"	18	0850	↓	312598	2		Front
"	"	"	0851	24.47	X.	2		Back
1024	Type B 3/4"	19	0852	21.18	11	2		
1024	Type B 3/4"	18	0859	↓	312503	2		Front
"	"	"	0900	23.80	"	"		Back
1004	III C3 AR-4000	11	0902	21.00	07	3		
1024	Type B 3/4"	18	0903	20.80	85	4		
1024	Type B 3/4"	18	0906	21.18	18	4		

53

Load-Out Log Spreadsheet

Sheet 3 of 4

Mri Project No. 4701-08-03-04

Client/Source: EPA / Plant C
Hot Mix Asphalt

Run No. 2 Load Out

Date: July 25, 1998

Data Recorded By: PS Murowchick

Product ID	Product Description	Job Name	Time Of Loading	Actual Tons Loaded	Truck No	Silo No.	Mix Temp. in Truck	Comments
1024	Type B 3/4"	18	0910	↓	3405	2		Front
"	"	"	0910	23.67	3405	"		Back
1004	III C3 AR4000	11	0913	20.89	30	~~3~~	3 ASM	
1024	Type B 3/4"	18	0915	20.87	23	~~2~~ 2		
1024	Type B 3/4"	19	0917	21.02	11	2		
1018	1/2" Fine	12 ~~18~~	0918	12.0	09	3		
1024	Type B 3/4"	18	0921	21.01	27	2		
1024	Type B 3/4"	18	0923	↓	312505	2		Front
"	"	"	0924	24.19	"	2		Back
1024	Type B 3/4"	18	0928	20.93	21	2		
1024	Type B 3/4"	18	0931	20.94	08	2		
1018	1/2" Fine	12	0933	8.0	09	3		
1024	Type B 3/4"	18	0935	21.10	15	2		
1024	Type B 3/4"	18	0940	↓	3597	2		Front
"	"	"	0941	23.87	"	"		Back
~~1024~~	~~Type B 3/4"~~	~~18~~	~~994~~		~~10~~			Cancelled
1004	III C3 AR4000	11	0945	1503	10	3		
1024	Type B 3/4"	18	0947	↓	3425	2		Front
"	"	"	0948	24.58	"	"		Back
1024	Type B 3/4"	18	0949	21.17	29	2		
1024	Type B 3/4"	18	0954	↓	312505	2		Front
"	"	"	0955	23.58	"	"		Back
1024	Type B 3/4"	19	0957	20.86	11	2		
1024	Type B 3/4"	18	0959	↓	3106	2		Front
"	"	"	0959	22.79	"	"		Back
1024	Type B 3/4"	18	1002	20.70	25	2		
1024	Type B 3/4"	18	1005	↓	34508	2		Front
"	"	"	1006	24.19	"	"		Back
1024	Type B 3/4"	18	1009	21.06	20	2		

Load-Out Log Spreadsheet

Sheet 4 of 4

Mri Project No. 4701-08-03-04

Client/Source: EPA / Plant C
Hot Mix Asphalt

Run No. 2 Load Out

Date: July 25, 1998

Data Recorded By: PS Murowchick

Product ID	Product Description	Job Name	Time Of Loading	Actual Tons Loaded	Truck No	Silo No.	Mix Temp. in Truck	Comments
1024	Type B 3/4"	18	1014	↓	312503	2	>	Front
"	"	"	1015	23.54	"	"	/	Back
1018	1/2" Fine	12	1016	6.18	22	3		
1024	Type B 3/4"	18	1027	↓	3084	2	>	Front
"	"	"	1028	24.06	"	"	/	Back
1024	Type B 3/4"	18	1030	20.91	18	4		
1024	Type B 3/4"	18	1032	21.06	27	4		
1024	Type B 3/4"	18	1035	20.79	16	4		
1024	Type B 3/4"	18	1039	3.14	21	4		21.03 - 3.14
"	"	"	1041	17.89	"	5		17.89
1024	Type B 3/4"	18	1043	21.00	22	5		
1024	Type B 3/4"	18	1046	14.52	11	5		20.90 - 14.52
1024	"	18	1048	6.38	11	2		6.38
1024	Type B 3/4"	18	1050	20.80	07	2		
1024	Type B 3/4"	18	1052	20.87	08	2		
1024	Type B 3/4"	18	1054	20.91	30	2		
1024	Type B 3/4"	18	1100	20.91	15	2		
1024	Type B 3/4"	18	1104	21.07	29	2		
1024	Type B 3/4"	18	1110	21.13	09	2		
1024	Type B 3/4"	18	1119	20.64	25	2		
1024	Type B 3/4"	18	1124	21.01	20	2		

Load-Out Log Spreadsheet

Sheet 1 of 7

Mn Project No. 4701-08-03-04

Client/Source: EPA / Source C
Hot Mix Asphalt

Run No. 3 Load Out

Date: July 27, 1998

Data Recorded By: PS Murowchick

Product ID	Product Description	Job Name	Time Of Loading	Actual Tons Loaded	Truck No	Silo No.	Mix Temp. in Truck	Comments
1024 ~~1001~~	Type B 3/4"	22	0702	12.70	1554/03	2		Front 22.98
1024 ~~1001~~	"	22	0704	10.28	"	2		Back 12.70
1024	Type B 3/4"	18	0709	21.13	21	2		
1002	III B3 AR4000	20	0711	11.74	3106	2		Front 23.06 11.74
"	"	20	0713	11.32	"	2		Back 11.32
1002	III B3 AR-4000	20	0718	21.28	09	2		
~~—~~	~~—~~	~~22~~			~~1717~~	~~2~~		Drop Aborted
1002	III B3 AR-4000	20	0736	12.21	~~3550~~	2		Front 24.33
"	"		0737	12.12	X "	"		Back 12.21
1024	Type B 3/4"	22	0738	12.75	1717	2		Front 25.45
"	"	"	0739	12.90	"	"		Back 12.75 12.90
1024	Type B 3/4"	28	0743	12.42	3597	2		Front 24.80
"	"	"	0744	12.38	"	"		Back 12.42
1002	III B3 AR4000	20	0746	12.36	3542	2		Front 24.66
"	"	"	0747	12.30	"	"		Back 12.36
1024	Type B 3/4"	22	0753	12.66	2305	2		Front 25.28
"	"	"	0754	12.62	"	2		Back 12.66 12.62
1024	Type B 3/4"	22	0755	12.34	2305	2		Front 25.21
"	"	"	0756	12.87	"	"		Back 12.34 12.87
1002	III B3 AR4000	20	0800	12.00	2125	2		Front
"	"	"	0801	12.38	"	"		Back
1024	Type B 3/4"	18	0802	20.95	16	2		
1024	Type B 3/4"	22	0803	13.00	3475	2		Front
"	"	"	0804	12.70	"	"		Back
1024	Type B 3/4"	22	0809	13.84	1001	2		Front 27.84 13.84
"	"	"	0810	14.00	"	"		Back
1002	III B3 AR-4000	20	0812	21.40	27	2		
1002	III B3 AR-4000	20	0813	12.00	3084	2		Front
"	"	20	0814	12.25	"	"		Back

56

Load-Out Log Spreadsheet

Sheet 2 of 7

Mri Project No. 4701-08-03-04

Client/Source: EPA / Source C
Hot Mix Asphalt

Run No. 3 Load Out

Date: July 27, 1998

Data Recorded By: PS Murowchick

Product ID	Product Description	Job Name	Time Of Loading	Actual Tons Loaded	Truck No	Silo No.	Mix Temp. in Truck	Comments
1024	Type B 3/4"	22	0816	12.76	8280	2		Front 25.16
"	"	"	0816	13.00	"	"		Back 12.76
1024	Type B 3/4"	22	0818	13.00	201410	2		Front
"	"	"	0819	12.56	"	"		Back
1024	Type B 3/4"	28	0820	11.56	312524	2		Front 24.04
"	"	"	0821	12.48	"	"		Back 11.56
1002	III B3 AR-4000	38	0822	21.38	12	2		
1002	III B3 AR-4000	20	0824	12.00	3094	2		Front
"	"	"	0824	12.23	"	"		Back
1024	Type B 3/4"	22	0826	13.00	230501	2		Front
"	"	"	0826	12.71	"	"		Back
1024	Type B 3/4"	22	0827	13.03	103207	2		Front
"	"	"	0828	13.13	"	"		Back
1002	III B3 AR-4000	7820	0829	12.05	3200	4		Front
"	"	"	0830	12.67	"	"		Back
1024	Type B 3/4"	18	0832	21.37	29	4		
1024	Type B 3/4"	22	0833	12.78	221505	4		Front
"	"	"	0834	12.88	"	"		Back
1002	III B-3 AR-4000	20	0835	21.18	10	4		
1024	Type B 3/4"	22	0837	13.00	102801	4		Front
"	"	"	0838	13.16	"	"		Back
1024	Type B 3/4"	22	0839	12.93	230506	4		Front
"	"	"	0840	12.47	"	"		Back
1024	Type B 3/4"	18	0841	21.36	20	4		
1002	III B-3 AR-4000	20	0842	3.36	13	4		Loaded from
"	"	"	0843	17.94	"	5		~~Front~~ 2 silos
1024	Type B 3/4"	22	0844	12.80	201 041	2		
"	"	"	0845	13.04	"	"		

57

Load-Out Log Spreadsheet

Sheet 3 of 7

Mn Project No. 4701-08-03-04

Client/Source: EPA / Source C
Hot Mix Asphalt

Run No. 3 - Load Out

Date: July 27, 1998

Data Recorded By: PS Murowchick

Product ID	Product Description	Job Name	Time Of Loading	Actual Tons Loaded	Truck No	Silo No.	Mix Temp. in Truck	Comments
1024	Type B3 3/4"	22	0847	13.00	199508	2		
"	"	"	0848	12.96	"	"		
1002	III B3 AR-4000	20	0849	21.12	07	2		
1024	Type B3 3/4"	22	0851	21.33	15	2		
1024	Type B3 3/4"	22	0852	13.00	200420	2		Front
"	"	"	0853	13.13	"	"		Back
1024	Type B 3/4"		0854	11.59	102806	2		Front
"	"	"	0855	12.84	"	"		Back
1024	Type B 3/4"	18	0856	21.31	18	2		
1002	III B3 AR-4000	20	0858	20.44	44	2		
1024	Type B 3/4"	22	0859	13.14	121415	2		Front
"	"	"	0900	11.47	"	"		Back
1024	Type B 3/4"	22	0901	13.00	1298	2		Front
"	"	"	0902	13.01	"	"		Back
1002	III B3 AR-4000	20	0902	13.05	3744	2		Front
"	"	"	0903	11.05	"	"		Back
1024	Type B 3/4"	18	0904	21.28	09	2		
1002	III B3 AR-4000	20	0906	12.00	3106	2		Front
"	"	"	0907	11.19	"	"		Back
1024	Type B 3/4"	22	0908	12.94	230504	2		Front
"	"	"	0908	12.61	"	"		Back
1024	Type B 3/4"	22	0910	12.20	154449	2		Front
"	"	"	0910	12.24	"	"		Back
1002	III B3 AR-4000	20	0912	21.28	08	2		
1024	Type B 3/4"	18	0914	21.37	21	2		
1024	Type B 3/4"	22	915	12.12	1717	2		Front
"	"	"	0916	13.54	"	"		Back
1024	Type B 3/4"	22	0917	12.50	2205	2		Front
"	"	"	0919	12.63	"	"		Back

Load-Out Log Spreadsheet

Mri Project No. 4701-08-03-04

Client/Source: EPA / Source C
Hot Mix Asphalt

Run No. 3 - Load Out

Date: July 27, 1998

Data Recorded By: PS Murowchick

Product ID	Product Description	Job Name	Time Of Loading	Actual Tons Loaded	Truck No	Silo No.	Mix Temp. in Truck	Comments
1002	III A-3 AR-4000	20	0921	12.35	303502	2		Front
"	"	"	0923	12.09	"	"		Back
1024	Type B 3/4"	22	0926	12.77	22515	2		Front
"	"	"	0927	12.77		"		Back
1002	III B-3 AR-4000	38	0929	21.36	12	2		
1024	Type B 3/4"	22	0931	13.00	2475	2		Front
"	"	"	0932	12.71	"	"		Back
1024	Type B 3/4"	22	0933	13.00	1001	2		Front
"	"	"	0934	14.74	"	"		Back
1024	Type B 3/4"	18	0935	21.49	27	2		
1002	III A-3 AR-4000	20	0937	12.74	31215	2		Front
"	"	"	0938	12.05	"	"		Back
1002	III B-3 AR-4000	20	0939	12.00	312501	2		Front
"	"	"	0943	12.51	"	"		Back
1024	Type B 3/4"	22	0944	13.00	201068	2		Front
"	"	"	0945	12.72	"	"		Back
1024	Type B 3/4"	22	0946	12.00	22501	2		Front
"	"	"	0947	13.18	"	"		Back
1024	Type B 3/4"	22	0951	12.65	220501	2		Front
"	"	"	0952	13.23	"	"		Back
1024	Type B 3/4"	22	0953	13.12	103202	2		Front
"	"	"	0954	13.27	"	"		Back
1004	III C3 AR 4000	—	0957	8.02	—	1		
1024	Type B 3/4"	18	0958	21.26	10	2		
1002	III B-3 AR-4000	20	1000	21.07	16	2		
1024	Type B 3/4"	22	1003	13.00	102801	2		Front
"	"	"	1004	13.08	3094	"		Back
1024	Type B 3/4"	22	1005	12.86	221502	2		
"	"	"	1006	12.92	"	"		

59

Load-Out Log Spreadsheet

Sheet 5 of 7

Mri Project No. 4701-08-03-04

Client/Source: EPA / Source C
Hot Mix Asphalt

Run No. 3 - Load Out

Date: July 27, 1998

Data Recorded By: PS Murowchick

Product ID	Product Description	Job Name	Time Of Loading	Actual Tons Loaded	Truck No	Silo No.	Mix Temp. in Truck	Comments
1002	III B-3 AC-4000	20	1007	12.00	3094	2		Front
"	"	"	"	12.42	"	"		Back
1002	III B-3 AC-4000	20	1009	11.69	3004	2		Front
"	"	"	1009	12.64	"	"		Back
1024	Type B 3/4"	22	1011	13.00	195[illegible]	2		Front
"	"	"	1011	12.93	"	"		Back
1024	Type B 3/4"	22	1012	13.00	30589	2		Front
"	"	"	1014	12.22	"	"		Back
1002	III B-3 AC-4000	20	1015	12.61	3200	2		Front
"	"	"	1016	12.17	"	"		Back
1024	Type B 3/4"	22	1017	13.00	22106	2		Front
"	"	"	10:20	12.86	"	"		Back
1024	Type B 3/4"	22	1021	12.79	102806	2		Front
"	"	"	1022	11.73	"	"		Back
1024	Type B 3/4"	22	1023	21.25	07	2		
1024	Type B 3/4"	22	1025	12.82	121415	2		Front
"	"	"	1025	12.90	"	"		Back
1024	Type B 3/4"	22	1026	13.00	2004/20	2		Front
"	"	"	1027	13.14	"	"		Back
1002	III B-3 AC-4000	20	1028	20.93	26	2		
1024	Type B 3/4"	18	1029	8.95	18	2		Filled from
"	"	"	1030	12.40	"	5		2 Silos
1024	Type B 3/4"	22	1032	13.00	1298	2		Front
"	"	"	1032	13.10	"	"		Back
1002	III B-3 AC-4000	38	1034	21.25	112	5		
1002	III B-3 AC-4000	20	1035	21.29	20	5		
1002	III B-3 AC-4000	18 20	1037	21.40	29	5		
1024	Type B 3/4"	22	1039	13.01	230506	5		
"	"	"		12.69	"	"		

60

Load-Out Log Spreadsheet

Sheet 6 of 7

Mri Project No. 4701-08-03-04

Client/Source: EPA / Source C
Hot Mix Asphalt

Run No. 3 - Load Out

Date: July 27, 1998

Data Recorded By: PS Murowchick

Product ID	Product Description	Job Name	Time Of Loading	Actual Tons Loaded	Truck No	Silo No.	Mix Temp. in Truck	Comments
1024	Type B 3/4"	22	1043	12.80	2305	5		F 25.28 12.80
"	"	"	1043	12.48	"	"		B
1024	Type B 3/4"	18	1045	21.39	15	5		
1002	III B-3 AR-4000	20	1047	21.38	21	5		
1024	Type B 3/4"	22	1049	13.00	1717	~~1~~ 2	PSM	Front
"	"	"	1050	12.76	"	"		Back
1002	III B-3 AR-4000	20	1051	21.21	09	2		
1024	Type B 3/4"	18	1052	21.44	13	2		
1024	Type B 3/4"	22	1054	12.79	15540	2		Front
"	"	"	1056	12.73	"	"		Back
1002	III B-3 AR-4000	20	1057	21.61	30	2		
1024	Type B 3/4"	22	1059	12.86	22515	2		Front
"	"	"	1100	12.72	"	"		Back
1002	III B-3 AR-4000	20	1101	20.87	44	2		
1024	Type B 3/4"	18	1103	21.30	08	2		
1024	Type B 3/4"	24	1107	12.91	2475	2		Front
"	"	"	1108	12.83	"	2		Back
1002	III B-3 AR-4000	20	1109	21.45	27	2		
1024	Type B 3/4"	18	1110	11.50	3246	2		Front
"	"	"	1111	10.97	"	"		Back
1024	Type B 3/4"	22	1113	12.68	1001	2		Front
"	"	"	1113	15.23	"	"		Back
1002	III B-3 AR-4000	20	1118	12.00	3106	2		Front
"	"	"	1118	11.26	"	"		Back
1024	Type B 3/4"	22	1121	12.00	22501	2		Front
"	"	"	1121	13.22	"	"		Back
1024	Type B 3/4"	22	1122	13.00		2		
"	"	"	1123	12.78	"	"		

61

Load-Out Log Spreadsheet

Mri Project No. 4701-08-03-04

Client/Source: EPA / Source C
Hot Mix Asphalt

Run No. 3 - Load Out

Date: July 27, 1998

Data Recorded By: P.S. Murowchick

Product ID	Product Description	Job Name	Time Of Loading	Actual Tons Loaded	Truck No	Silo No.	Mix Temp. in Truck	Comments
1024 ~~1004~~	Type B 3/4"	~~19~~	1125	21.53	303502	2		
1024	Type B 3/4"	22	1128	13.00	123051	2		Front
"	"	"	1129	12.92	"	"		Back
					~~103700~~			
1024	Type B 3/4"	22	1131	13.00	195512	2		Front
"	"	"	1133	12.73	"	"		Back
1024	Type B 3/4"	28	1133	12.00	3597	2		Front
"	"	"	1134	12.91	"	"		Back
1004	III C3 AR4000	17	1135	12.00	312501	1		Front
"	"	"	1136	12.56	"	"		Back
1024	Type B 3/4"	~~20~~ 22	1136	13.00	103202	2		Front
"	"	"	1137	12.60	"	"		Back
1024	Type B 3/4"	22	1138	13.00	102801	2		Front
"	"	"	1139	13.14	"	"		Back
1024	Type B 3/4"	22	1141	13.00	221104	2		Front
"	"	"	1141	12.67	"	2		Back
1024	Type B 3/4"	22	1142	13.00	195508	2		Front
"	"	"	1143	13.10	"	"		Back
1002	III B3 AR4000	20	1144	12.00	3094	2		Front
"	"	"	1145	12.49	"	"		Back
1024	Type B 3/4"	22	1147	13.00	201061	2		Front
"	"	"	1148	12.96	"	"		Back
1024	Type B 3/4"	22	1149	13.00	230504	2		Front
"	"	"	1150	12.46	"	"		Back
1002	III B3 AR4000	20	1151	12.50	3200	2		Front
"	"	"	1151	12.31	"	"		Back
1004	III C3 AR4000	17	1152	21.08	26	1		
1024	Type B 3/4"	22	1154	12.00	102806	2		Front
"	"	"	1155	12.64	"	"		Back

62

LOAD-OUT DATA
FOR 7/28/98

TIME	CUSTOMER	TRUCK #	TONS LOADED	PRODUCT DESCRIPTION
6:21 AM	Griffith Company	2475	25.49	1024 Type B 3/4" M.M. AR-4000
6:27 AM	Griffith Company	1001	27.67	1024 Type B 3/4" M.M. AR-4000
6:30 AM	Griffith Company	221505	25.66	1024 Type B 3/4" M.M. AR-4000
6:34 AM	Griffith Company	102801	25.97	1024 Type B 3/4" M.M. AR-4000
6:42 AM	Griffith Company	102806	24.39	1024 Type B 3/4" M.M. AR-4000
6:46 AM	Griffith Company	195512	25.79	1024 Type B 3/4" M.M. AR-4000
6:50 AM	Griffith Company	195508	25.96	1024 Type B 3/4" M.M. AR-4000
6:53 AM	Griffith Company	121415	25.69	1024 Type B 3/4" M.M. AR-4000
6:56 AM	Griffith Company	1298	26.24	1024 Type B 3/4" M.M. AR-4000
7.22 AM	Ivy Inc.	29	15.22	1002 III B3 AR-4000
7:30 AM	Griffith Company	2475	25.68	1024 Type B 3/4" M.M. AR-4000
7:36 AM	Griffith Company	1001	27.84	1024 Type B 3/4" M.M. AR-4000
7:39 AM	Silverado Constructors	16	21.22	1066 Type B 3/8" AR-8000
7:42 AM	Standard-Pacific Corp.	3246	24.23	1002 III B3 AR-4000
7:44 AM	Griffith Company	2305	25.31	1024 Type B 3/4" M.M. AR-4000
7:46 AM	Griffith Company	221505	25.52	1024 Type B 3/4" M.M. AR-4000
7:48 AM	Hillcrest Contracting	13	21.16	1002 III B3 AR-4000
7:50 AM	Griffith Company	102801	25.99	1024 Type B 3/4" M.M. AR-4000
7:55 AM	Griffith Company	2305	25.88	1024 Type B 3/4" M.M. AR-4000
7:57 AM	Standard-Pacific Corp.	3419	23.15	1002 III B3 AR-4000
8:00 AM	Griffith Company	103202	26.07	1024 Type B 3/4" M.M. AR-4000
8:02 AM	Silverado Constructors	27	21.22	1066 Type B 3/8" AR-8000
8:05 AM	Griffith Company	155403	25.49	1024 Type B 3/4" M.M. AR-4000
8:07 AM	Griffith Company	201064	25.75	1024 Type B 3/4" M.M. AR-4000
8:10 AM	Griffith Company	201002	25.43	1024 Type B 3/4" M.M. AR-4000
8:11 AM	Standard-Pacific Corp.	303502	24.44	1002 III B3 AR-4000
8:16 AM	Bostick Co., J B	12	21.19	1010 III D AR-4000
8:18 AM	Griffith Company	102806	24.37	1024 Type B 3/4" M.M. AR-4000
8:20 AM	Griffith Company	195512	25.75	1024 Type B 3/4" M.M. AR-4000
8:23 AM	Bostick Co., J B	10	21.2	1010 III D AR-4000
8:25 AM	Griffith Company	195508	25.88	1024 Type B 3/4" M.M. AR-4000
8:27 AM	Griffith Company	121415	25.76	1024 Type B 3/4" M.M. AR-4000
8:30 AM	Interstate Asphalt	7	19.95	1004 III C3 AR-4000
8:31 AM	Griffith Company	1298	26.02	1024 Type B 3/4" M.M. AR-4000
8:33 AM	Griffith Company	230506	25.15	1024 Type B 3/4" M.M. AR-4000
8:35 AM	Bostick Co., J B	11	21.32	1010 III D AR-4000
8:39 AM	Standard-Pacific Corp.	312505	23.88	1002 III B3 AR-4000
8:41 AM	Griffith Company	230506	25.59	1024 Type B 3/4" M.M. AR-4000
8:43 AM	Interstate Asphalt	15	21.21	1004 III C3 AR-4000
8:45 AM	Standard-Pacific Corp.	3061	24.17	1002 III B3 AR-4000
8:49 AM	Bostick Co., J B	9	21.65	1010 III D AR-4000
8:51 AM	Griffith Company	2475	25.9	1024 Type B 3/4" M.M. AR-4000
8:53 AM	Griffith Company	1001	27.89	1024 Type B 3/4" M.M. AR-4000
8:57 AM	Bostick Co., J B	8	21.13	1010 III D AR-4000
8:58 AM	Standard-Pacific Corp.	3246	24.12	1002 III B3 AR-4000
9:00 AM	Griffith Company	2305	25.29	1024 Type B 3/4" M.M. AR-4000
9:01 AM	Interstate Asphalt	44	21.33	1004 III C3 AR-4000
9:05 AM	Standard-Pacific Corp.	3419	24.17	1002 III B3 AR-4000
9:07 AM	Bostick Co., J B	29	24.04	1010 III D AR-4000

LOAD-OUT DATA
FOR 7/28/98

TIME	CUSTOMER	TRUCK #	TONS LOADED	PRODUCT DESCRIPTION
9:10 AM	Hillcrest Contracting	13	21.18	1002 III B3 AR-4000
9:14 AM	Griffith Company	221515	25.47	1024 Type B 3/4" M.M. AR-4000
9:17 AM	Griffith Company	2305	26.01	1024 Type B 3/4" M.M. AR-4000
9:19 AM	Standard-Pacific Corp.	303502	24.43	1002 III B3 AR-4000
9:20 AM	Standard-Pacific Corp.	3597	24.62	1002 III B3 AR-4000
9:24 AM	Griffith Company	102801	26.13	1024 Type B 3/4" M.M. AR-4000
9:27 AM	Interstate Asphalt	18	21.18	1004 III C3 AR-4000
9:29 AM	Griffith Company	221505	25.63	1024 Type B 3/4" M.M. AR-4000
9:31 AM	Standard-Pacific Corp.	312503	23.93	1002 III B3 AR-4000
9:33 AM	Bostick Co., J B	7	21.11	1010 III D AR-4000
9:35 AM	Griffith Company	103202	26.24	1024 Type B 3/4" M.M. AR-4000
9:37 AM	Griffith Company	155403	25.43	1024 Type B 3/4" M.M. AR-4000
9:39 AM	Standard-Pacific Corp.	312501	24.43	1002 III B3 AR-4000
9:41 AM	Interstate Asphalt	10	21.2	1004 III C3 AR-4000
9:49 AM	Griffith Company	201064	25.67	1024 Type B 3/4" M.M. AR-4000
9:51 AM	Griffith Company	201002	25.43	1024 Type B 3/4" M.M. AR-4000
9:53 AM	Standard-Pacific Corp.	3188	24.27	1002 III B3 AR-4000
9:55 AM	Bostick Co., J B	15	21.3	1010 III D AR-4000
9:57 AM	Griffith Company	102806	24.57	1024 Type B 3/4" M.M. AR-4000
9:59 AM	Griffith Company	195512	25.82	1024 Type B 3/4" M.M. AR-4000
10:01 AM	Interstate Asphalt	312505	23.82	1004 III C3 AR-4000
10:03 AM	Standard-Pacific Corp.	3419	24.02	1002 III B3 AR-4000
10:07 AM	Griffith Company	1717	25.84	1024 Type B 3/4" M.M. AR-4000
10:09 AM	Griffith Company	195508	25.97	1024 Type B 3/4" M.M. AR-4000
10:11 AM	Standard-Pacific Corp.	3106	23.27	1002 III B3 AR-4000
10:13 AM	Bostick Co., J B	12	21.13	1010 III D AR-4000
10:16 AM	Interstate Asphalt	3246	24.12	1004 III C3 AR-4000
10:18 AM	Griffith Company	121415	25.66	1024 Type B 3/4" M.M. AR-4000
10:26 AM	Standard-Pacific Corp.	3419	24.37	1002 III B3 AR-4000
10:28 AM	Griffith Company	1298	26.1	1024 Type B 3/4" M.M. AR-4000
10:36 AM	Interstate Asphalt	312503	23.93	1004 III C3 AR-4000
10:40 AM	Griffith Company	230506	25.62	1024 Type B 3/4" M.M. AR-4000
10:43 AM	Griffith Company	230506	25.09	1024 Type B 3/4" M.M. AR-4000
10:44 AM	Silverado Constructors	16	21.23	1066 Type B 3/8" AR-8000
10:48 AM	Griffith Company	2475	25.73	1024 Type B 3/4" M.M. AR-4000
10:49 AM	Silverado Constructors	27	21.21	1066 Type B 3/8" AR-8000
10:52 AM	Griffith Company	1001	27.74	1024 Type B 3/4" M.M. AR-4000
10:54 AM	Griffith Company	2305	25.51	1024 Type B 3/4" M.M. AR-4000
10:57 AM	Interstate Asphalt	312501	24.73	1004 III C3 AR-4000
10:59 AM	Griffith Company	2305	25.91	1024 Type B 3/4" M.M. AR-4000
11:01 AM	Griffith Company	221515	25.47	1024 Type B 3/4" M.M. AR-4000
11:03 AM	Griffith Company	102801	26.19	1024 Type B 3/4" M.M. AR-4000
11:06 AM	Bostick Co., J B	9	21.52	1010 III D AR-4000
11:08 AM	Griffith Company	201002	25.46	1024 Type B 3/4" M.M. AR-4000
11:11 AM	Griffith Company	221505	25.62	1024 Type B 3/4" M.M. AR-4000
11:13 AM	Interstate Asphalt	3188	24.23	1004 III C3 AR-4000
11:18 AM	Griffith Company	201064	25.82	1024 Type B 3/4" M.M. AR-4000
11:19 AM	Griffith Company	155403	25.6	1024 Type B 3/4" M.M. AR-4000
11:20 AM	Griffith Company	102806	24.51	1024 Type B 3/4" M.M. AR-4000

LOAD-OUT DATA
FOR 7/28/98

TIME	CUSTOMER	TRUCK #	TONS LOADED	PRODUCT DESCRIPTION
11:23 AM	Griffith Company	195512	25.9	1024 Type B 3/4" M.M. AR-4000
11:25 AM	Bostick Co., J B	10	21.24	1010 III D AR-4000
11:27 AM	Griffith Company	195508	26.01	1024 Type B 3/4" M.M. AR-4000
11:29 AM	Griffith Company	1717	25.75	1024 Type B 3/4" M.M. AR-4000
11:31 AM	Interstate Asphalt	29	24.59	1004 III C3 AR-4000
11:33 AM	Griffith Company	121415	25.72	1024 Type B 3/4" M.M. AR-4000
11:35 AM	Hillcrest Contracting	13	21.22	1002 III B3 AR-4000
11:38 AM	Griffith Company	2740	25.58	1024 Type B 3/4" M.M. AR-4000
11:39 AM	Bostick Co., J B	15	21.22	1010 III D AR-4000
11:41 AM	Griffith Company	1298	26.13	1024 Type B 3/4" M.M. AR-4000
11:44 AM	Standard-Pacific Corp.	3061	24.1	1002 III B3 AR-4000
11:50 AM	Griffith Company	230506	25.68	1024 Type B 3/4" M.M. AR-4000
11:54 AM	Interstate Asphalt	312505	24.08	1004 III C3 AR-4000
11:56 AM	Bostick Co., J B	12	21.45	1010 III D AR-4000
11:58 AM	Standard-Pacific Corp.	3419	24.48	1002 III B3 AR-4000
12:00 PM	Griffith Company	230506	25.16	1024 Type B 3/4" M.M. AR-4000
12:04 PM	Griffith Company	1001	27.72	1024 Type B 3/4" M.M. AR-4000
12:06 PM	Standard-Pacific Corp.	3246	24.16	1002 III B3 AR-4000
12:08 PM	Standard-Pacific Corp.	312503	24.04	1002 III B3 AR-4000
12:09 PM	Southwest Contractors	9	20.14	1011 Class B 3/4" AR-4000
12:11 PM	Griffith Company	2305	25.47	1024 Type B 3/4" M.M. AR-4000
12:13 PM	Griffith Company	2475	25.7	1024 Type B 3/4" M.M. AR-4000
12:15 PM	Interstate Asphalt	312501	24.56	1004 III C3 AR-4000
12:17 PM	Griffith Company	2305	25.91	1024 Type B 3/4" M.M. AR-4000
12:20 PM	Griffith Company	102801	26.23	1024 Type B 3/4" M.M. AR-4000
12:23 PM	Griffith Company	221515	25.78	1024 Type B 3/4" M.M. AR-4000
12:28 PM	Griffith Company	201002	25.6	1024 Type B 3/4" M.M. AR-4000
12:30 PM	Silverado Constructors	16	21:09	1066 Type B 3/8" AR-8000
12:37 PM	Bostick Co., J B	15	21.23	1010 III D AR-4000
12:41 PM	Standard-Pacific Corp.	3188	24.36	1002 III B3 AR-4000
12:42 PM	Interstate Asphalt	29	24.53	1004 III C3 AR-4000
12:45 PM	Standard-Pacific Corp.	3061	24.1	1002 III B3 AR-4000
12:52 PM	Southwest Contractors	10	20.02	1011 Class B 3/4" AR-4000
12:54 PM	Griffith Company	221505	25.65	1024 Type B 3/4" M.M. AR-4000
12:56 PM	Griffith Company	155403	25.57	1024 Type B 3/4" M.M. AR-4000
12:59 PM	Standard-Pacific Corp.	213501	24.32	1002 III B3 AR-4000
1:01 PM	Bostick Co., J B	13	21.33	1010 III D AR-4000
1:02 PM	Interstate Asphalt	44	21.12	1004 III C3 AR-4000
1:05 PM	Griffith Company	195512	25.81	1024 Type B 3/4" M.M. AR-4000
1:08 PM	Standard-Pacific Corp.	3419	24.71	1002 III B3 AR-4000
1:12 PM	Griffith Company	201064	25.79	1024 Type B 3/4" M.M. AR-4000
1:15 PM	Griffith Company	102806	24.59	1024 Type B 3/4" M.M. AR-4000
1:16 PM	Bostick Co., J B	18	21.63	1010 III D AR-4000
1:20 PM	Interstate Asphalt	312503	23.79	1004 III C3 AR-4000
1:21 PM	Griffith Company	195508	26.16	1024 Type B 3/4" M.M. AR-4000
1:23 PM	Griffith Company	121415	25.91	1024 Type B 3/4" M.M. AR-4000
1:25 PM	Bostick Co., J B	12	21.28	1010 III D AR-4000
1:29 PM	Griffith Company	1717	25.57	1024 Type B 3/4" M.M. AR-4000
1:31 PM	Griffith Company	2740	25.64	1024 Type B 3/4" M.M. AR-4000

LOAD-OUT DATA
FOR 7/28/98

TIME	CUSTOMER	TRUCK #	TONS LOADED	PRODUCT DESCRIPTION
1:33 PM	Griffith Company	1298	26.15	1024 Type B 3/4" M.M. AR-4000
1:35 PM	Bostick Co., J B	312501	24.65	1010 III D AR-4000
1:37 PM	Interstate Asphalt	15	21.42	1004 III C3 AR-4000
1:39 PM	Griffith Company	230506	25.62	1024 Type B 3/4" M.M. AR-4000
1:41 PM	Griffith Company	1001	27.76	1024 Type B 3/4" M.M. AR-4000
1:44 PM	Griffith Company	2305	25.51	1024 Type B 3/4" M.M. AR-4000
1:46 PM	Griffith Company	2305	26	1024 Type B 3/4" M.M. AR-4000
1:49 PM	Bostick Co., J B	11	21.1	1010 III D AR-4000
1:51 PM	Interstate Asphalt	3188	24.23	1004 III C3 AR-4000
1:53 PM	Griffith Company	2475	25.92	1024 Type B 3/4" M.M. AR-4000
1:55 PM	Griffith Company	102801	26.15	1024 Type B 3/4" M.M. AR-4000
2:07 PM	Griffith Company	103202	26.14	1024 Type B 3/4" M.M. AR-4000
2:09 PM	Griffith Company	201002	25.61	1024 Type B 3/4" M.M. AR-4000
2:11 PM	Bostick Co., J B	312505	23.94	1010 III D AR-4000
2:14 PM	Silverado Constructors	221505	25.63	1066 Type B 3/8" AR-8000
2:17 PM	Griffith Company	155404	25.52	1024 Type B 3/4" M.M. AR-4000
2:18 PM	Griffith Company	201064	25.89	1024 Type B 3/4" M.M. AR-4000
2:20 PM	Bostick Co., J B	3419	24.48	1010 III D AR-4000
2:24 PM	Bostick Co., J B	29	23.68	1010 III D AR-4000
2:38 PM	Interstate Asphalt	21	21.64	1004 III C3 AR-4000
2:42 PM	Bostick Co., J B	44	21.63	1010 III D AR-4000
2:44 PM	Interstate Asphalt	18	21.47	1004 III C3 AR-4000
2:48 PM	Bostick Co., J B	9	21.3	1010 III D AR-4000
2:58 PM	Bostick Co., J B	12	21.32	1010 III D AR-4000
3:00 PM	T. B. S. Contractors	25	8	1010 III D AR-4000
3:17 PM	Bostick Co., J B	312501	24.56	1010 III D AR-4000
3:21 PM	Bostick Co., J B	11	21.22	1010 III D AR-4000
3:24 PM	Silverado Constructors	27	21.18	1066 Type B 3/8" AR-8000
3:26 PM	Silverado Constructors	16	21.19	1066 Type B 3/8" AR-8000
3:32 PM	Bostick Co., J B	21	22.35	1010 III D AR-4000
5:26 PM	Silverado Constructors	18	21.26	1024 Type B 3/4" M.M. AR-4000
5:28 PM	Silverado Constructors	21	21.43	1024 Type B 3/4" M.M. AR-4000
5:34 PM	Silverado Constructors	29	21.67	1024 Type B 3/4" M.M. AR-4000
5:36 PM	Silverado Constructors	26	20.95	1024 Type B 3/4" M.M. AR-4000
5:42 PM	Silverado Constructors	30	21.34	1024 Type B 3/4" M.M. AR-4000
5:46 PM	Silverado Constructors	12	21.02	1024 Type B 3/4" M.M. AR-4000
5:49 PM	Silverado Constructors	44	21.45	1024 Type B 3/4" M.M. AR-4000
5:51 PM	Silverado Constructors	9	21.26	1024 Type B 3/4" M.M. AR-4000
5:57 PM	Silverado Constructors	10	21.27	1024 Type B 3/4" M.M. AR-4000
6:01 PM	Silverado Constructors	16	21.3	1024 Type B 3/4" M.M. AR-4000
6:05 PM	Silverado Constructors	8	21.2	1024 Type B 3/4" M.M. AR-4000
6:10 PM	Silverado Constructors	13	21.3	1024 Type B 3/4" M.M. AR-4000
6:14 PM	Silverado Constructors	9	21.59	1024 Type B 3/4" M.M. AR-4000
6:17 PM	Silverado Constructors	20	21.32	1024 Type B 3/4" M.M. AR-4000
6:20 PM	Silverado Constructors	82	21.32	1024 Type B 3/4" M.M. AR-4000
5:02 AM	Silverado Constructors	33	21.3	1024 Type B 3/4" M.M. AR-4000
6:25 PM	Silverado Constructors	22	21.5	1024 Type B 3/4" M.M. AR-4000
6:31 PM	Silverado Constructors	23	20.8	1024 Type B 3/4" M.M. AR-4000
6:35 PM	Silverado Constructors	3	21.32	1024 Type B 3/4" M.M. AR-4000

LOAD-OUT DATA
FOR 7/28/98

TIME	CUSTOMER	TRUCK #	TONS LOADED	PRODUCT DESCRIPTION
6:37 PM	Silverado Constructors	86	21.07	1024 Type B 3/4" M.M. AR-4000
6:40 PM	Silverado Constructors	18	21.14	1024 Type B 3/4" M.M. AR-4000
6:43 PM	Silverado Constructors	2	21.29	1024 Type B 3/4" M.M. AR-4000
6:47 PM	Silverado Constructors	89	21.3	1024 Type B 3/4" M.M. AR-4000
6:50 PM	Silverado Constructors	99	20.75	1024 Type B 3/4" M.M. AR-4000
7:09 PM	Silverado Constructors	21	21.24	1024 Type B 3/4" M.M. AR-4000
7:12 PM	Silverado Constructors	30	21.44	1024 Type B 3/4" M.M. AR-4000
7:15 PM	Silverado Constructors	82	21.22	1024 Type B 3/4" M.M. AR-4000
7:16 PM	Silverado Constructors	29	21.33	1024 Type B 3/4" M.M. AR-4000
7:19 PM	Silverado Constructors	26	21.01	1024 Type B 3/4" M.M. AR-4000
7:26 PM	Silverado Constructors	12	21.06	1024 Type B 3/4" M.M. AR-4000
7:35 PM	Silverado Constructors	9	21.31	1024 Type B 3/4" M.M. AR-4000
7:37 PM	Silverado Constructors	15	21.57	1024 Type B 3/4" M.M. AR-4000
7:39 PM	Silverado Constructors	44	21.46	1024 Type B 3/4" M.M. AR-4000

APPENDIX B.6

SILO NO. 2 LOAD-IN RECORDS USED IN SED EMISSION CALCULATIONS

Asphalt Plant C Load-In Data for Silo #2 Used in Silo Exhaust Duct Emission Calculations

Run No. Summary Runs 1-5

Client/Source: EPA Plant C

Date: NA

Hot Mix Asphalt

Spreadsheet work: Derek Hawkes

Date	Test Method	Total Tons *				
7/24/98	S-V-1-1	79.2				
7/24/98	S-V-1-2	57.7				
7/24/98	S-V-1-3	56.5				
7/24/98	S-V-1-4	56.6				
7/24/98	S-MM5-1	802.2				
7/24/98	S-M315-1	336.7				
7/24/98	S-M18-1	745.4				
7/25/98	S-V-2-1	46.3				
7/25/98	S-V-2-2	53.0				
7/25/98	S-V-2-3	53.2				
7/25/98	S-V-2-4	46.3				
7/25/98	S-MM5-2	602.5				
7/25/98	S-M315-2	282.7				
7/25/98	S-M18-2	595.5				
7/27/98	S-V-3-1	41.9				
7/27/98	S-V-3-2	42.1				
7/27/98	S-V-3-3	47.1				
7/27/98	S-V-3-4	64.2				
7/27/98	S-V-3-5	63.7				
7/27/98	S-V-3-6	64.2				
7/27/98	S-MM5-3	1079.5				
7/27/98	S-M18-3	472.4				
7/28/98	S-MM5-4	881.0				
7/28/98	S-MM5-5	709.4				
7/28/98	S-M315-4	402.4				

*** Calculated from TPH Mix Rate Data taken from Production Records. Numbers in middle columns indicate sampling periods, Load in tons are the calculated values used to estimate the total tons loaded per test period.**

Silofinb

Asphalt Plant C Load-In Data for Silo #2 Used in Silo Exhaust Duct Emission Calculations

Client/Source: EPA Plant C
Hot Mix Asphalt

Run No. 1-Load Out
Date: 7/24/1998
Spreadsheet work: Derek Hawkes

Time	Load-out Tons	S-V-1 (1-4)	S-MM5-1	S-M315-1	S-M18-1	Load-In Tons*
7:20			1		1	7.15
7:21			1		1	7.25
7:22			1		1	7.35
7:23			1		1	7.45
7:24			1		1	7.55
7:25			1		1	7.65
7:26		1	1		1	7.74
7:27		1	1		1	7.84
7:28		1	1		1	7.94
7:29		1	1		1	8.04
7:30		1	1		1	8.01
7:31		1	1		1	7.98
7:32	21.45	1	1		1	7.96
7:33		1	1		1	7.93
7:34		1	1		1	7.90
7:35		1	1		1	7.87
7:36			1		1	7.84
7:37			1		1	7.82
7:38			1		1	7.79
7:39			1		1	7.76
7:40			1		1	7.73
7:41	21.34		1		1	7.71
7:42			1		1	7.68
7:43			1		1	7.65
7:44			1		1	7.62
7:45	21.39		1		1	7.59
7:46	20.10		1		1	7.57
7:47			1		1	7.54
7:48	21.04		1		1	7.51
7:49			1		1	7.48
7:50			1		1	7.45
7:51			1		1	7.43
7:52	21.19		1		1	7.40
7:53			1		1	7.37
7:54			1		1	7.34
7:55			1		1	7.31
7:56	21.12		1		1	7.29
7:57			1		1	7.26
7:58			1		1	7.23
7:59	21.27		1		1	7.20
8:00			1		1	7.18
8:01			1		1	7.16
8:02	21.12		1		1	7.15
8:03			1		1	7.13
8:04			1		1	7.12
8:05	21.17		1		1	7.10
8:06			1		1	7.09

* Calculated from TPH Mix Rate Data taken from Production Records. Numbers in middle columns indicate sampling periods, Load

Asphalt Plant C Load-In Data for Silo #2 Used in Silo Exhaust Duct Emission Calculations

Client/Source: EPA Plant C
Hot Mix Asphalt

Run No. 1-Load Out
Date: 7/24/1998
Spreadsheet work: Derek Hawkes

Time	Load-out Tons	S-V-1 (1-4)	S-MM5-1	S-M315-1	S-M18-1	Load-In Tons*
8:07			1		1	7.07
8:08			1		1	7.06
8:09			1		1	7.05
8:55			1		1	5.94
8:56			1		1	5.91
8:57			1		1	5.88
8:58			1		1	5.85
8:59	21.26	2	1		1	5.81
9:00		2	1		1	5.78
9:01		2	1		1	5.78
9:02		2	1		1	5.77
9:03		2	1		1	5.77
9:04		2	1		1	5.77
9:05	19.91	2	1		1	5.76
9:06		2	1		1	5.76
9:07		2	1		1	5.76
9:08		2	1		1	5.75
9:09			1		1	5.75
9:18			1		1	5.72
9:19			1		1	5.71
9:20			1		1	5.71
9:21			1		1	5.70
9:22	21.58		1		1	5.70
9:23			1		1	5.70
9:24	21.27		1		1	5.69
9:25			1		1	5.69
9:26			1		1	5.69
9:27			1		1	5.68
9:28	21.46		1		1	5.68
9:29			1		1	5.67
9:30			1		1	5.67
9:31			1		1	5.67
9:32			1		1	5.66
9:33	21.44		1		1	5.66
9:34		3	1		1	5.66
9:35		3	1		1	5.65
9:36		3	1		1	5.65
9:37		3	1		1	5.65
9:38	21.36	3	1		1	5.65
9:39	21.20	3	1		1	5.65
9:40		3	1		1	5.65
9:41		3	1		1	5.65
9:42	21.06	3	1		1	5.65
9:43		3	1		1	5.65
9:44			1		1	5.65
9:45			1		1	5.65
9:46			1		1	5.65

72

* Calculated from TPH Mix Rate Data taken from Production Records. Numbers in middle columns indicate sampling periods, Load in tons are the calculated values used to estimate the total tons loaded per test period.

Silofinb

Asphalt Plant C Load-In Data for Silo #2 Used in Silo Exhaust Duct Emission Calculations

Client/Source: EPA Plant C
Hot Mix Asphalt

Run No. 1-Load Out
Date: 7/24/1998
Spreadsheet work: Derek Hawkes

Time	Load-out Tons	S-V-1 (1-4)	S-MM5-1	S-M315-1	S-M18-1	Load-In Tons*
9:47			1		1	5.65
9:48			1		1	5.65
9:49	20.88		1		1	5.65
9:50	21.34		1		1	5.65
9:51			1		1	5.65
9:52			1		1	5.65
9:53			1		1	5.65
9:54			1		1	5.65
9:55	21.53		1		1	5.65
9:56			1		1	5.65
9:57			1		1	5.65
9:58	21.52		1		1	5.65
9:59			1		1	5.65
10:00	21.29		1		1	5.65
10:01			1		1	5.65
10:02	21.60		1		1	5.65
10:03			1		1	5.65
10:04		4	1		1	5.65
10:05		4	1		1	5.65
10:06	21.27	4	1		1	5.65
10:07	21.22	4	1		1	5.66
10:08		4	1			5.66
10:09		4	1			5.66
10:10		4	1			5.67
10:11	21.44	4	1			5.67
10:12		4	1			5.67
10:13		4	1			5.68
10:14	21.06		1			5.68
10:15			1			5.68
10:16			1			5.69
10:17			1			5.69
11:41				1		5.61
11:42				1		5.61
11:43	21.17			1		5.61
11:44				1		5.61
11:45	20.12			1		5.61
11:46				1		5.61
11:47				1		5.61
11:48				1		5.61
11:49				1		5.61
11:50	21.34			1		5.61
11:51				1		5.61
11:52				1		5.61
11:53	21.06			1		5.61
11:54				1		5.61
11:55	21.15			1		5.61
11:56				1		5.61

* Calculated from TPH Mix Rate Data taken from Production Records. Numbers in middle columns indicate sampling periods, Load

Asphalt Plant C Load-In Data for Silo #2 Used in Silo Exhaust Duct Emission Calculations

Client/Source: EPA Plant C
Hot Mix Asphalt

Run No. 1-Load Out
Date: 7/24/1998
Spreadsheet work: Derek Hawkes

Time	Load-out Tons	S-V-1 (1-4)	S-MM5-1	S-M315-1	S-M18-1	Load-In Tons*
11:57	21.31			1		5.61
11:58				1		5.61
11:59				1		5.61
12:00				1		5.61
12:01				1		5.61
12:02	21.35			1		5.61
12:03				1		5.61
12:04	21.22			1		5.61
12:05	21.32			1		5.61
12:06				1		5.61
12:07				1		5.61
12:08				1		5.61
12:09				1		5.61
12:10	21.22			1		5.61
12:13				1		5.61
12:14				1		5.61
12:15	21.02			1		5.61
12:16				1		5.61
12:17	23.99			1		5.61
12:18				1		5.61
12:19	21.29			1		5.61
12:20				1		5.61
12:21				1		5.61
12:22	21.00			1		5.61
12:23	21.52			1		5.61
12:24				1		5.61
12:25	21.47			1		5.61
12:26				1		5.61
12:27				1		5.61
12:28				1		5.61
12:29				1		5.61
12:30	21.46			1		5.61
12:31				1		5.61
12:32				1		5.62
12:33				1		5.62
12:34				1		5.62
12:35				1		5.62
12:36	20.40			1		5.62
12:37	21.73			1		5.62
12:38	21.28			1		5.62
12:39				1		5.62
12:40	21.16			1		5.62
12:41				1		5.62
12:42	21.39			1		5.62
Total	**1495.56**		**802.2**	**336.7**	**745.4**	

*** Calculated from TPH Mix Rate Data taken from Production Records. Numbers in middle columns indicate sampling periods, Load in tons are the calculated values used to estimate the total tons loaded per test period.**

Silofinb

Asphalt Plant C Load-In Data for Silo #2 Used in Silo Exhaust Duct Emission Calculations

Client/Source: EPA Plant C
Hot Mix Asphalt

Run No. 2-Load Out
Date: 7/25/1998
Spreadsheet work: Derek Hawkes

Time	Load-out Tons	S-V-2 (1-4)	S-MM5-2	S-M315-2	S-M18-2	Load-In Tons *
7:10		1	2		2	4.63
7:11		1	2		2	4.63
7:12		1	2		2	4.63
7:13		1	2		2	4.63
7:14		1	2		2	4.63
7:15		1	2		2	4.63
7:16		1	2		2	4.64
7:17		1	2		2	4.64
7:18		1	2		2	4.64
7:19		1	2		2	4.64
7:20			2		2	4.64
7:21	22.00		2		2	4.64
7:22			2		2	4.64
7:23	23.87		2		2	4.64
7:24			2		2	4.64
7:25			2		2	4.65
7:26			2		2	4.65
7:27			2		2	4.65
7:28			2		2	4.65
7:29	21.21		2		2	4.65
7:30			2		2	4.65
7:31			2		2	4.65
7:32			2		2	4.65
7:33			2		2	4.65
7:34			2		2	4.66
7:35			2		2	4.66
7:36			2		2	4.66
7:37			2		2	4.66
7:38	22.00		2		2	4.66
7:39			2		2	4.66
7:40	24.43		2		2	4.66
7:41			2		2	4.72
7:42			2		2	4.78
7:43	22.00		2		2	4.84
7:44	23.24		2		2	4.90
7:45	20.64		2		2	4.96
7:46		2	2		2	5.02
7:47		2	2		2	5.09
7:48		2	2		2	5.15
7:49		2	2		2	5.21
7:50		2	2		2	5.27
7:51	21.26	2	2		2	5.33
7:52		2	2		2	5.39
7:53		2	2		2	5.45
7:54		2	2		2	5.51
7:55		2	2		2	5.57
7:56			2		2	5.63

* Calculated from TPH Mix Rate Data taken from Production Records. Numbers in middle columns indicate sampling periods, Load

Silofinb

Asphalt Plant C Load-In Data for Silo #2 Used in Silo Exhaust Duct Emission Calculations

Client/Source: EPA Plant C
Hot Mix Asphalt

Run No. 2-Load Out
Date: 7/25/1998
Spreadsheet work: Derek Hawkes

Time	Load-out Tons	S-V-2 (1-4)	S-MM5-2	S-M315-2	S-M18-2	Load-In Tons *
7:57			2		2	5.69
7:58			2		2	5.75
7:59	21.26		2		2	5.81
8:00			2		2	5.87
8:01			2		2	5.93
8:02			2		2	5.99
8:03			2		2	6.05
8:04			2		2	6.11
8:05			2		2	6.18
8:06			2			6.24
8:07	21.05		2			6.30
8:08			2			6.36
8:09			2			6.42
8:40			2		2	5.83
8:41			2		2	5.81
8:42			2		2	5.77
8:43			2		2	5.73
8:44			2		2	5.69
8:45			2		2	5.65
8:46			2		2	5.61
8:47			2		2	5.57
8:48			2		2	5.53
8:49		3	2		2	5.50
8:50	22.00	3	2		2	5.46
8:51	24.47	3	2		2	5.42
8:52	21.18	3	2		2	5.38
8:53		3	2		2	5.34
8:54		3	2		2	5.30
8:55		3	2		2	5.26
8:56		3	2		2	5.22
8:57		3	2		2	5.18
8:58		3	2		2	5.14
8:59	22.00		2		2	5.10
9:00	23.80		2		2	5.06
9:01			2		2	5.02
9:02			2		2	4.98
9:03			2		2	4.94
9:04			2		2	4.91
9:05			2		2	4.87
9:06			2		2	4.83
9:07			2		2	4.79
9:08			2		2	4.75
9:09			2		2	4.71
9:10	45.67	4	2		2	4.67
9:11		4	2		2	4.63
9:12		4	2		2	4.63
9:13		4	2		2	4.63

76

*** Calculated from TPH Mix Rate Data taken from Production Records. Numbers in middle columns indicate sampling periods, Load in tons are the calculated values used to estimate the total tons loaded per test period**

Asphalt Plant C Load-In Data for Silo #2 Used in Silo Exhaust Duct Emission Calculations

Client/Source: EPA Plant C
Hot Mix Asphalt

Run No. 2-Load Out
Date: 7/25/1998
Spreadsheet work: Derek Hawkes

Time	Load-out Tons	S-V-2 (1-4)	S-MM5-2	S-M315-2	S-M18-2	Load-In Tons *
9:14		4	2		2	4.63
9:15	20.87	4	2		2	4.63
9:16		4	2		2	4.63
9:17	21.02	4	2		2	4.63
9:18	12.00	4	2		2	4.63
9:19		4	2		2	4.63
9:30			2		2	4.62
9:31	20.94		2		2	4.62
9:32			2		2	4.62
9:33	8.00		2		2	4.62
9:34			2		2	4.62
9:35	21.10		2		2	4.62
9:36			2		2	4.62
9:37			2		2	4.62
9:38			2		2	4.62
9:39			2		2	4.62
9:40			2		2	4.62
9:41	23.87		2		2	4.62
9:42			2		2	4.62
9:43			2		2	4.61
9:44			2		2	4.61
9:45	15.03		2		2	4.60
9:46			2		2	4.60
9:47			2		2	4.59
9:48	24.58		2		2	4.59
9:49	21.17		2		2	4.58
9:50					2	4.58
9:51					2	4.58
9:52					2	4.57
9:53					2	4.57
10:15	23.54			2		4.55
10:16				2		4.56
10:17				2		4.58
10:18				2		4.60
10:19				2		4.61
10:20				2		4.63
10:21				2		4.65
10:22				2		4.66
10:23				2		4.68
10:24				2		4.69
10:25				2		4.71
10:26				2		4.73
10:27	22.00			2		4.74
10:28	24.06			2		4.76
10:29				2		4.78
10:30				2		4.79
10:31				2		4.81

* Calculated from TPH Mix Rate Data taken from Production Records. Numbers in middle columns indicate sampling periods, Load

Asphalt Plant C Load-In Data for Silo #2 Used in Silo Exhaust Duct Emission Calculations

Client/Source: EPA Plant C
Hot Mix Asphalt

Run No. 2-Load Out
Date: 7/25/1998
Spreadsheet work: Derek Hawkes

Time	Load-out Tons	S-V-2 (1-4)	S-MM5-2	S-M315-2	S-M18-2	Load-In Tons *
10:32				2		4.83
10:33				2		4.84
10:34				2		4.86
10:35				2		4.87
10:36				2		4.89
10:37				2		4.91
10:38				2		4.92
10:39				2		4.94
10:40				2		4.96
10:41				2		4.97
10:42				2		4.96
10:43				2		4.95
10:44				2		4.94
10:47				2		4.91
10:48				2		4.90
10:49				2		4.89
10:50	20.80			2		4.88
10:51				2		4.87
10:52	20.87			2		4.86
10:53				2		4.86
10:54	20.91			2		4.85
10:55				2		4.84
10:56				2		4.83
10:57				2		4.82
10:58				2		4.81
10:59				2		4.80
11:00	20.91			2		4.79
11:01				2		4.78
11:02				2		4.77
11:03				2		4.76
11:04	21.07			2		4.75
11:05				2		4.74
11:06				2		4.73
11:07				2		4.72
11:08				2		4.71
11:09				2		4.70
11:10	21.13			2		4.69
11:11				2		4.49
11:12				2		4.30
11:13				2		4.10
11:14				2		3.91
11:15				2		3.71
11:16				2		3.52
Total	1154.48		602.5	282.7	595.5	

78

* Calculated from TPH Mix Rate Data taken from Production Records. Numbers in middle columns indicate sampling periods, Load

Asphalt Plant C Load-In Data for Silo #2 Used in Silo Exhaust Duct Emission Calculations

Client/Source: EPA Plant C
Hot Mix Asphalt

Run No. 3-Load Out
Date: 7/27/1998
Spreadsheet work: Derek Hawkes

Time	Load-out Tons	S-V-3 (1-4)	S-MM5-3	S-M315-3	S-M18-3	Load-In Tons *
8:04	12.70		3			8.37
8:05			3			8.37
8:06			3			8.37
8:07			3			8.37
8:08			3			8.37
8:09	13.84		3			8.37
8.10	14.00		3			8.37
8:11			3			8.37
8:12	21.40		3			8.38
8:13	12.00		3			8.38
8:14	12.25		3			8.38
8:15			3			8.38
8:16	25.76	1	3			8.38
8:17		1	3			8.38
8:18	13.00	1	3			8.38
8:19	12.56	1	3			8.38
8:20	11.56	1	3			8.38
8:21	12.48		3			8.38
8:22	21.38		3			8.38
8:23			3			8.39
8:24	24.23		3			8.39
8:25			3			8.39
8:26	25.71		3			8.39
8:27	13.03		3			8.39
8:28	13.13		3			8.39
8:29			3			8.39
8:30			3			8.39
8:31		2	3			8.39
8:32		2	3			8.40
8:33		2	3			8.40
8:34		2	3			8.43
8:35		2	3			8.45
8:36			3			8.48
8:37			3			8.51
8:38			3			8.54
8:39			3			8.57
8:40			3			8.60
8:41			3			8.62
8:42			3			8.65
8:43			3			8.68
8:44	12.80		3			8.71
8:45	13.04		3			8.74
8:46			3			8.77
8:47	13.00		3			8.79
8:48	12.96		3			8.82
8:49	21.12		3			8.85
8:50			3			8.88

Numbers in middle columns indicate sampling periods, Load

Asphalt Plant C Load-In Data for Silo #2 Used in Silo Exhaust Duct Emission Calculations

Client/Source: EPA Plant C
Hot Mix Asphalt

Run No. 3-Load Out
Date: 7/27/1998
Spreadsheet work: Derek Hawkes

Time	Load-out Tons	S-V-3 (1-4)	S-MM5-3	S-M315-3	S-M18-3	Load-In Tons *
8:51	21.33		3			8.91
8:52	13.00		3			8.94
8:53	13.13		3			8.96
8:54	11.59		3			8.99
8:55	12.86		3			9.02
8:56	21.31		3			9.05
8:57			3			9.08
8:58	20.44		3			9.09
8:59	13.14		3			9.11
9:00	11.47		3			9.13
9:01	13.00		3			9.15
9:02	26.06		3			9.17
9:03	11.05		3			9.18
9:25			3			9.57
9:26	12.77		3			9.59
9:27	12.77		3			9.61
9:28			3			9.60
9:29	21.36		3			9.58
9:30			3			9.57
9:31	13.00		3			9.55
9:32	12.71		3			9.54
9:33	13.00		3			9.52
9:34	14.74		3			9.51
9:35	21.49		3			9.49
9:38	12.05	3				9.45
9:39	12	3				9.43
9:40		3				9.42
9:41		3				9.40
9:42		3				9.39
9:48			3			9.30
9:49			3			9.28
9:50			3			9.27
9:51	12.65		3			9.25
9:52	13.23		3			9.24
9:53	13.12		3			9.22
9:54	13.27		3			9.21
9:55		4				9.19
9:56		4				9.18
9:57		4				9.16
9:58	21.26	4				9.16
9:59		4				9.16
10:00	21.07	4				9.16
10:01		4				9.15
10:02						9.15
10:03	13.00					9.15
10:04	13.08					9.15
10:05	12.86					9.15

80

*** Calculated from TPH Mix Rate Data taken from Production Records. Numbers in middle columns indicate sampling periods, Load in tons are the calculated values used to estimate the total tons loaded per test period.**

Silofinb

Asphalt Plant C Load-In Data for Silo #2 Used in Silo Exhaust Duct Emission Calculations

Client/Source: EPA Plant C
Hot Mix Asphalt

Run No. 3-Load Out
Date: 7/27/1998
Spreadsheet work: Derek Hawkes

Time	Load-out Tons	S-V-3 (1-4)	S-MM5-3	S-M315-3	S-M18-3	Load-In Tons *
10:06	12.92					9.14
10:07	24.42		3			9.14
10:08			3			9.14
10:09	34.33		3			9.14
10:10			3			9.14
10:11	25.93		3			9.13
10:12	13.00		3			9.13
10:13			3			9.13
10:14	12.22		3			9.13
10:15	12 61		3			9.12
10:16	12.17		3			9.12
10:17	13.00		3			9.12
10:18			3			9.12
10:19			3			9.12
10:20	12.86		3			9.11
10:21	12.79		3			9.11
10:22	11.73	5	3			9.11
10:23	21.25	5	3		3	9.11
10:24	12.82	5	3		3	9.10
10:25	12.90	5	3		3	9.10
10:26	13.00	5	3		3	9.10
10:27	13.14	5	3		3	9.10
10:28	20.98	5	3		3	9.10
10:29	8.95		3		3	9.11
10:30			3		3	9.12
10:31	13.00		3		3	9.12
10:32	13.10		3		3	9.13
10:33			3		3	9.14
10:34			3		3	9.14
10:35		6	3		3	9.15
10:36		6	3		3	9.16
10:37		6	3		3	9.16
10:38		6	3		3	9.17
10:39		6	3		3	9.18
10:40		6	3		3	9.18
10:41		6	3		3	9.19
10:42			3		3	9.20
10:43			3		3	9.20
10:44			3		3	9.21
10:45			3		3	9.21
10:46			3		3	9.22
10:47			3		3	9.23
10:48			3		3	9.23
10:49	13.00		3		3	9.24
10:50	12.76				3	9.25
10:51	21.21				3	9.25
10:52	21.44				3	9.26

81

* Calculated from TPH Mix Rate Data taken from Production Records. Numbers in middle columns indicate sampling periods, Load

Asphalt Plant C Load-In Data for Silo #2 Used in Silo Exhaust Duct Emission Calculations

Client/Source: EPA Plant C
Hot Mix Asphalt

Run No. 3-Load Out
Date: 7/27/1998
Spreadsheet work: Derek Hawkes

Time	Load-out Tons	S-V-3 (1-4)	S-MM5-3	S-M315-3	S-M18-3	Load-In Tons *
11:40					3	9.92
11:41	15.67				3	9.95
11:42	13.00				3	9.98
11:43	13.10				3	10.01
11:44	12.00				3	10.04
11:45	12.49				3	10.07
11:46					3	10.09
11:47	13.00				3	10.12
11:48	12.96				3	10.15
11:49	13.00				3	10.18
11:50	12.46				3	10.21
11:51	24.81				3	10.24
11:52					3	10.26
11:53					3	10.29
11:54	12.00				3	10.32
12:43					3	9.10
12:44					3	9.10
12:45					3	9.10
12:46					3	9.10
12:47					3	9.10
Total	2378.16		1079.5	0.0	472.4	

82

*** Calculated from TPH Mix Rate Data taken from Production Records. Numbers in middle columns indicate sampling periods, Load in tons are the calculated values used to estimate the total tons loaded per test period.**

Silofinb

Asphalt Plant C Load-In Data for Silo #2 Used in Silo Exhaust Duct Emission Calculations

Client/Source: EPA Plant C
Hot Mix Asphalt

Run No. 4&5-Load Out
Date: 7/28/1998
Spreadsheet work: Derek Hawkes

Time	Load-out Tons	S-MM5-4	S-MM5-5	S-M315-4		Load-In Tons *
6:49				4		5.29
6:49				4		5.34
6:50				4		5.38
6:51				4		5.42
6:52				4		5.47
6:53				4		5.51
6:54				4		5.56
6:55				4		5.60
6:56				4		5.64
6:57				4		5.69
6:58				4		5.73
6:59				4		5.78
7:00				4		5.82
7:01				4		5.87
7:02				4		5.91
7:03				4		5.95
7:04				4		6.00
7:05				4		6.04
7:06				4		6.09
7:07				4		6.13
7:08				4		6.18
7:09				4		6.22
7:10				4		6.26
7:11				4		6.31
7:12				4		6.35
7:13				4		6.40
7:14				4		6.44
7:15				4		6.49
7:16				4		6.47
7:17				4		6.45
7:18				4		6.44
8:10				4		6.79
8:11				4		6.82
8:12				4		6.85
8:13				4		6.88
8:14				4		6.91
8:15				4		6.94
8:16				4		6.98
8:17				4		7.01
8:18				4		7.05
8:19				4		7.08
8:20				4		7.11
8:21				4		7.15
8:22				4		7.18
8:23				4		7.22
8:24				4		7.25
8:25				4		7.29

83

* Calculated from TPH Mix Rate Data taken from Production Records. Numbers in middle columns indicate sampling periods, Load

Asphalt Plant C Load-In Data for Silo #2 Used in Silo Exhaust Duct Emission Calculations

Client/Source: EPA Plant C
Hot Mix Asphalt

Run No. 4&5-Load Out
Date: 7/28/1998
Spreadsheet work: Derek Hawkes

Time	Load-out Tons	S-MM5-4	S-MM5-5	S-M315-4		Load-In Tons *
8:26				4		7.32
8:27				4		7.36
8:28				4		7.39
8:29				4		7.42
8:30				4		7.46
8:31				4		7.49
8:32				4		7.53
8:33				4		7.56
8:34				4		7.60
8:35				4		7.63
8:36				4		7.67
8:37				4		7.70
8:38				4		7.74
8:39				4		7.77
9:13		4				7.92
9:14		4				7.92
9:15		4				7.92
9:16		4				7.89
9:17		4				7.86
9:18		4				7.83
9:19		4				7.81
9:20		4				7.78
9:21		4				7.75
9:22		4				7.73
9:23		4				7.70
9:24		4				7.67
9:25		4				7.64
9:26		4				7.62
9:27		4				7.59
9:28		4				7.56
9:29		4				7.54
9:30		4				7.51
9:31		4				7.48
9:32		4				7.46
9:33		4				7.43
9:34		4				7.50
9:35		4				7.56
9:36		4				7.63
9:37		4				7.70
10:26		4				7.18
10:27		4				7.19
10:28		4				7.21
10:29		4				7.23
10:30		4				7.25
10:31		4				7.26
10:32		4				7.28
10:33		4				7.30

84

*** Calculated from TPH Mix Rate Data taken from Production Records. Numbers in middle columns indicate sampling periods, Load in tons are the calculated values used to estimate the total tons loaded per test period.**

Silofinb

Asphalt Plant C Load-In Data for Silo #2 Used in Silo Exhaust Duct Emission Calculations

Client/Source: EPA Plant C
Hot Mix Asphalt

Run No. 4&5-Load Out
Date: 7/28/1998
Spreadsheet work: Derek Hawkes

Time	Load-out Tons	S-MM5-4	S-MM5-5	S-M315-4		Load-In Tons *
10:34		4				7.32
10:35		4				7.33
10:36		4				7.35
10:37		4				7.37
10:38		4				7.39
10:39		4				7.41
10:40		4				7.42
10:41		4				7.44
10:42		4				7.46
10:43		4				7.48
10:44		4				7.49
10:45		4				7.51
10:46		4				7.51
10:47		4				7.51
10:48		4				7.51
10:49		4				7.51
10:50		4				7.50
10:51		4				7.50
10:52		4				7.50
10:53		4				7.50
10:54		4				7.50
10:55		4				7.50
10:56		4				7.50
10:57		4				7.49
10:58		4				7.49
10:59		4				7.49
11:00		4				7.49
11:39		4				7.63
11:40		4				7.63
11:41		4				7.64
11:42		4				7.65
11:43		4				7.65
11:44		4				7.66
11:45		4				7.67
11:46		4				7.66
11:47		4				7.66
11:48		4				7.66
12:33		4				7.48
12:34		4				7.47
12:35		4				7.46
12:36		4				7.45
12:37		4				7.44
12:38		4				7.43
12:39		4				7.42
12:40		4				7.40
12:41		4				7.39
12:42		4				7.38

85

* Calculated from TPH Mix Rate Data taken from Production Records. Numbers in middle columns indicate sampling periods, Load

Asphalt Plant C Load-In Data for Silo #2 Used in Silo Exhaust Duct Emission Calculations

Client/Source: EPA Plant C
Hot Mix Asphalt

Run No. 4&5-Load Out
Date: 7/28/1998
Spreadsheet work. Derek Hawkes

Time	Load-out Tons	S-MM5-4	S-MM5-5	S-M315-4		Load-In Tons *
12:43		4				7.37
12:44		4				7.36
12:45		4				7.35
12:46		4				7.33
12:47		4				7.30
12:48		4				7.28
12:49		4				7.26
12:50		4				7.24
12:51		4				7.22
12:52		4				7.19
12:53		4				7.17
12:54		4				7.15
12:55		4				7.13
12:56		4				7.11
12:57		4				7.08
12:58		4				7.06
12:59		4				7.04
13:00		4				7.02
13:01		4				7.00
13:02		4				5.61
13:03		4				6.97
13:04		4				6.95
13:05		4				6.93
13:06		4				6.91
13:07		4				6.89
13:08		4				6.86
13:09		4				6.84
13:10		4				6.82
13:11		4				6.80
13:12		4				6.77
13:13		4				6.75
13:14		4				6.73
13:15		4				6.71
13:16		4				6.69
13:17		4				6.72
13:18		4				6.76
13:19		4				6.79
13:20		4				6.83
13:21		4				6.87
13:22		4				6.90
13:58			5			7.90
13:59			5			7.91
14:00			5			7.93
14:01			5			7.94
14:02			5			7.95
14:03			5			7.96
14:04			5			7.97

86

* Calculated from TPH Mix Rate Data taken from Production Records. Numbers in middle columns indicate sampling periods, Load in tons are the calculated values used to estimate the total tons loaded per test period.

Silofinb

Asphalt Plant C Load-In Data for Silo #2 Used in Silo Exhaust Duct Emission Calculations

Client/Source: EPA Plant C
Hot Mix Asphalt

Run No. 4&5-Load Out
Date: 7/28/1998
Spreadsheet work: Derek Hawkes

Time	Load-out Tons	S-MM5-4	S-MM5-5	S-M315-4		Load-In Tons *
14:05			5			7.98
14:06			5			7.99
14:07			5			8.01
14:08			5			8.02
14:09			5			8.03
14:10			5			8.04
14:11			5			8.05
14:12			5			8.06
14:13			5			8.07
14:14			5			8.09
14:15			5			8.10
14:16			5			8.11
14:17			5			8.09
14:18			5			8.06
14:19			5			8.04
14:20			5			8.02
14:21			5			8.00
14:22			5			7.98
14:23			5			7.95
14:24			5			7.93
14:25			5			7.91
14:26			5			7.89
14:27			5			7.87
14:28			5			7.85
14:29			5			7.82
14:30			5			7.80
14:31			5			7.78
14:32			5			7.76
18:13			5			2.91
18:14			5			2.89
18:15			5			2.98
18:16			5			3.07
18:17			5			3.15
18:18			5			3.24
18:19			5			3.33
18:20			5			3.41
18:21			5			3.50
18:22			5			3.59
18:23			5			3.67
18:24			5			3.76
18:25			5			3.85
18:26			5			3.94
18:27			5			4.02
18:28			5			4.11
18:29			5			4.20
18:30			5			4.28
18:31			5			4.37

* Calculated from TPH Mix Rate Data taken from Production Records. Numbers in middle columns indicate sampling periods, Load

Asphalt Plant C Load-In Data for Silo #2 Used in Silo Exhaust Duct Emission Calculations

Client/Source: EPA Plant C
Hot Mix Asphalt

Run No. 4&5-Load Out
Date: 7/28/1998
Spreadsheet work: Derek Hawkes

Time	Load-out Tons	S-MM5-4	S-MM5-5	S-M315-4		Load-In Tons *
18:32			5			4.46
18:33			5			4.54
18:34			5			4.63
18:35			5			4.72
18:36			5			4.81
18:37			5			4.89
18:40			5			5.15
18:41			5			5.24
18:42			5			5.33
18:43			5			5.41
18:44			5			5.50
18:45			5			5.50
18:46			5			5.50
18:47			5			5.50
18:48			5			5.50
18:49			5			5.51
18:50			5			5.51
18:51			5			5.51
18:52			5			5.51
18:53			5			5.51
18:54			5			5.51
18:55			5			5.51
18:56			5			5.51
18:57			5			5.51
18:58			5			5.51
18:59			5			5.51
19:00			5			5.50
19:01			5			5.50
19:02			5			5.50
19:03			5			5.50
19:04			5			5.50
19.05			5			5.50
19:06			5			5.50
19:07			5			5.49
19:08			5			5.49
19:09			5			5.49
19:10			5			5.49
19:11			5			5.49
19:12			5			5.49
19:13			5			5.48
19:14			5			5.48
19:15			5			5.48
19:16			5			5.48
19:17			5			5.48
19:18			5			5.48
19:19			5			5.48
19:20			5			5.48

88

* Calculated from TPH Mix Rate Data taken from Production Records. Numbers in middle columns indicate sampling periods, Load

Asphalt Plant C Load-In Data for Silo #2 Used in Silo Exhaust Duct Emission Calculations

Client/Source: EPA Plant C
Hot Mix Asphalt

Run No. 4&5-Load Out
Date: 7/28/1998
Spreadsheet work: Derek Hawkes

Time	Load-out Tons	S-MM5-4	S-MM5-5	S-M315-4		Load-In Tons *
19:21			5			5.48
19:22			5			5.48
19:23			5			5.48
19:24			5			5.48
19:25			5			5.48
19:26			5			5.48
19:27			5			5.48
19:28			5			5.48
19:29			5			5.48
19:30			5			5.48
19:31			5			5.48
19:32			5			5.48
19:33			5			5.48
19:34			5			5.48
19:35			5			5.48
19:36			5			5.48
19:37			5			5.48
19:38			5			5.48
19:39			5			5.48
19:40			5			5.48
Total		881.0	709.4	402.4		

89

* Calculated from TPH Mix Rate Data taken from Production Records. Numbers in middle columns indicate sampling periods, Load

APPENDIX B.7

ASPHALT TEMPERATURES AT LOAD-OUT, 7/24/98 THROUGH 7/28/98

ASPHALT PLANT C IN LOS ANGELES, CA - ASPHALT TEMPERATURES AT LOAD-OUT

Measurements recorded by Jessica Swift

Day 1			Temperature, F			Day 1
Date	Time	Truck #	Temp. T	Temp. B	Temp. B adj.	Comments
7/24/98	7:25	89	308	320	327	
7/24/98	7.31	99	310	315	322	
7/24/98	7:36	92	311	309	316	
7/24/98	11:12	88	264	310	317	
7/24/98	11:15	89	312	318	325	
7/24/98	11:20	12	311	312	319	
7/24/98	13:16	9	314	320	327	
7/24/98	13:20	13	308	310	317	
7/24/98	13:26	16	312	315	322	
Average			305.6	314.3	321.3	Temp. B adj. used in report

Day 2			Temperature, F			Day 2
Date	Time	Truck #	Temp. T	Temp B	Temp B adj.	Comments
7/25/98	7:25	T-5	319			
7/25/98	7:33	27	313	310	317	
7/25/98	7;36	T-3	332	325	332	
7/25/98	7.39	23	333	322	329	
7/25/98	9:32	21	285	282	289	
7/25/98	9 35	8	306	305	312	
7/25/98	9:37	9	314	313	320	
7/25/98	11:48	16	320	320	327	
7/25/98	11.56	18	307	310	317	
7/25/98	12.00	27	292	292	299	
Average			312 1	308.8	315.8	Temp. B adj used in report

Day 3			Temperature, F			Day 3
Date	Time	Truck #	Temp T	Temp. B	Temp. B adj	Comments
7/27/98	8:04	T-1	270	269	276	
7/27/98	8.09	16	268	265	272	
7/27/98	8:11	CA1138	278	290	297	
7/27/98	9.41	27	285	270	277	
7/27/98	9:45	T-1	284	285	292	
7/27/98	9:55	2305-2	294	300	307	
7/27/98	12.45	CA20119	283	285	292	
7/27/98	12:47	O-8	301	302	309	
7/27/98	12:51	CA21784	300	292	299	
Average			284 8	284.2	291.2	Temp. B adj. used in report

Day 4			Temperature, F			Day 4
Date	Time	Truck #	Temp. T	Temp. B	Temp B adj.	Comments
7/28/98	7:00	na	212	204	8	Instruments Calibrated in boiling water
7/28/98	7:15	na	212	205	7	Instruments Calibrated in boiling water
7/28/98	7 30	na	212	205	7	Instruments Calibrated in boiling water
Average			212 0	204.7	7.3	

Notes:

1. Temp T was taken with a PES thermocouple (TC).
2. Temp B was taken with a CAAP dial thermometer (dial).
3. Both instruments were inserted into the hot asphalt in the bed of the truck just after load-out.
4. The dial was usually inserted first In some cases the dial reads higher than the TC. In these cases the TC was probably pulled out before reaching temperature.
5. Both instruments were calibrated on 7/28/98 in boiling water. Temp B adj. Represents adjusted values for Temp B.

APPENDIX B.8

MASS CHANGE RESULTS FROM ASTM TESTS PERFORMED ON ASPHALT CEMENT SAMPLES

ASPHALT PLANT C - RESULTS FROM ADVANCED ASPHALT TECHNOLOGIES

Asphalt Binder Samples - ASTM Analysis Results for Asphalt Plant C in Los Angeles, CA
Two analyses were performed at three temperatures (300, 325,and 350 Degrees F)

1. ASTM D1754-94 - Effects of Heat and Air on Asphalt Materials (TFOT)
2. ASTM D2872-88 - Effects of Heat and Air on a Moving Film of Asphalt (RTFOT)

* RESULTS ARE % MASS CHANGE

				Oven Temp. 325 F		Oven Temp. 300 F		Oven Temp. 350 F	
Sample Date	Sample Time	Day Number	Sample ID	TFOT*	RTFOT*	TFOT*	RTFOT*	TFOT*	RTFOT*
9/17/97	nav	Pretest	A1	-0.030	-0.094	na	na	-0.097	-0.185
5/14/98	nav	Pretest	A2	-0.222	-0.417	na	na	-0.477	-0.684
6/5/98	nav	Pretest	A3	-0.178	-0.366	na	na	na	na
6/21/98	nav	Pretest	A4	-0.214	-0.398	na	na	na	na
7/14/98	nav	Pretest	A5	-0.216	-0.383	na	na	na	na

				Oven Temp. 325 F		Oven Temp. 300 F		Oven Temp. 350 F	
Sample Date	Sample Time	Day Number	Sample ID	TFOT	RTFOT	TFOT	RTFOT	TFOT	RTFOT
7/24/98	7:21 AM	Day 1	AC1B	-0.175	-0.347	na	na	na	na
7/24/98	11:05 AM	Day 1	AC1M	-0.178	-0.369	-0.100	-0.216	na	-0.686
7/24/98	12:54 PM	Day 1	AC1E	-0.196	-0.370	na	na	na	na
Average				-0.183	-0.362	-0.100	-0.216	na	-0.686

				Oven Temp. 325 F		Oven Temp. 300 F		Oven Temp. 350 F	
Sample Date	Sample Time	Day Number	Sample ID	TFOT	RTFOT	TFOT	RTFOT	TFOT	RTFOT
7/25/98	7:16 AM	Day 2	AC2B	-0.182	-0.313	na	na	na	na
7/25/98	9:18 AM	day 2	AC2M	-0.173	-0.311	0.090	-0.200	na	-0.611
7/25/98	11:18 AM	Day 2	AC2E	-0.186	-0.341	na	na	na	na
Average				-0.180	-0.322	-0.090	-0.200	na	-0.611

				Oven Temp. 325 F		Oven Temp. 300 F		Oven Temp. 350 F	
Sample Date	Sample Time	Day Number	Sample ID	TFOT	RTFOT	TFOT	RTFOT	TFOT	RTFOT
7/27/98	7:28 AM	Day 3	AC3B	-0.146	-0.301	na	na	na	na
7/27/98	9:29 AM	Day 3	AC3M	-0.166	-0.286	na	-0.142	na	-0.498
7/27/98	12:24 PM	Day 3	AC3E	-0.150	-0.264	na	na	na	na
Average				-0.154	-0.284	na	-0.142	na	-0.498

				Oven Temp. 325 F		Oven Temp. 300 F		Oven Temp. 350 F	
Sample Date	Sample Time	Day Number	Sample ID	TFOT	RTFOT	TFOT	RTFOT	TFOT	RTFOT
7/28/98	7:41 AM	Day 4	AC4B	-0.141	-0.361	na	na	na	na
7/28/98	9:17 AM	Day 4	AC5B	-0.157	-0.292	na	-0.171	na	-0.510
7/28/98	1:51 PM	Day 4	AC6B	-0.095	-0.322	na	na	na	na
7/28/98	7:43 PM	Day 4	AC6E	-0.237	-0.408	na	na	na	na
Average				-0.158	-0.346	na	-0.171	na	-0.510

	Oven Temp. 325 F		Oven Temp. 300 F		Oven Temp. 350 F	
	TFOT	RTFOT	TFOT	RTFOT	TFOT	RTFOT
Overall Average	-0.169	-0.328	-0.095	-0.182	-0.477	-0.576

nav = not available
na = not applicable, i.e., analysis was not performed

* MASS CHANGE, %

ADVANCED ASPHALT TECHNOLOGIES

LABORATORY AND TECHNICAL SERVICES

TEST REPORT

Test Report No.: 03840001.DOC

Report Date: 05/27/98

[X] **Original** [ ] **Amended**

Client:	**Project No.:** WO#384
Pacific Environmental Services, Inc. **560 herndon Parkway, Suite 200** **Herndon Virginia 20170-5240**	**Description:** Mass Loss Study for Pacific Environmental
Report Distribution: Mr. Frank Phoenix	
Sample No.: AC496 & AC497	**Date Received:** 5/20/98
Sample Description: [redacted]" - AAT# AC496 [redacted], Sept. 17 1997" - AAT# AC497	
Technical Responsibility	**Technical Contact**
Name William Pennington	**Name:** Kevin J. Knechtel
Title: Binder Team Leader	**Title:** Laboratory Manager
Signature: William Pennington	**Signature:** Kevin J. Knechtel
Date: 5/27/98	**Date:** 5/27/98
Comments: - This a true record of test results obtained by Advanced Asphalt Technologies, L.P. in accordance with the test methods and procedures stipulated by AASHTO/ASTM.	

Test Results

Test	Method	Test Result	
		5/14/98	9/17/97
		AC496 / AAA	AC497 / All American
Mass Change, using the Thin Film Oven Test (TFOT) at 325°F	ASTM D 1754	-0.222	-0.030
Mass Change, using the Rolling Thin Film Oven Test (RTFOT) at 325°F	ASTM D 2872	-0.417	-0.094
Mass Change, using the Thin Film Oven Test (TFOT) at 350°F	*ASTM D 1754	-0.477	-0.097
Mass Change, using the Rolling Thin Film Oven Test (RTFOT) at 350°F	*ASTM D 2872	-0.684	-0.185
		A2	A1

RESULTS ARE % CHANGE MASS BASIS

*Note: Temperature of 350°F deviates from ASTM D1754 and ASTM D2872 standard test methods. An ASTM 13C thermometer was calibrated at 350°F, marked and used to conduct these non-standard tests. This was approved by Mr. Frank Phoenix.

Advanced Asphalt Technologies, LP

108 POWERS COURT, SUITE 100
STERLING, VA 20166-9321

PH (800) 395 6686
PH (703) 444 4200
FX (703) 444 4368

ADVANCED ASPHALT TECHNOLOGIES

LABORATORY AND TECHNICAL SERVICES

TEST REPORT

Test Report No.: 03840003.DOC

Report Date: 07/20/98

[X] **Original** [ ] **Amended**

Client: **Pacific Environmental Services, Inc.** **560 Herndon Parkway, Suite 200** **Herndon Virginia 20170-5240**	**Project No.:** WO#384 **Description:** Mass Loss Study for Pacific Environmental
Report Distribution: Mr. Frank Phoenix	
Sample No.: AC508, AC517, & AC564	**Date Received:** 6/12/98, 6/29/98, and 7/16/98
Sample Description: [redacted], 6/5/98" - AAT# AC508 [redacted], 6/21/98" -AAT# AC517 "[redacted], 7/14/98" -AAT# AC564	
Technical Responsibility	**Technical Contact**
Name William Pennington	**Name:** Kevin J. Knechtel
Title: Binder Team Leader	**Title:** Laboratory Manager
Signature: [signature]	**Signature:** [signature]
Date: 7/20/98	**Date:** 7/20/98
Comments: - This a true record of test results obtained by Advanced Asphalt Technologies, L.P. in accordance with the test methods and procedures stipulated by AASHTO/ASTM.	

Test Results

Test	Method	Test Result *		
		AC508 All-American Asphalt, Sampled-6/5/98	**AC517** All-American Asphalt, Sampled-6/21/98	**AC564** All-American Asphalt, Sampled-7/14/98
Mass Change, using the Thin Film Oven Test (TFOT) at 325°F	ASTM D 1754	-0.178	-0.214	-0.216
Mass Change, using the Rolling Thin Film Oven Test (RTFOT) at 325°F	ASTM D 2872	-0.366	-0.398	-0.383
		A3	A4	A5

* MASS CHANGE, %

Advanced Asphalt Technologies, LP

108 POWERS COURT, SUITE 100
STERLING, VA 20166-9321

PH (800) 395 6686
PH (703) 444 4200
FX (703) 444 4368

97

ADVANCED ASPHALT TECHNOLOGIES

LABORATORY AND TECHNICAL SERVICES

TEST REPORT

Test Report No.: 03840004.DOC

Report Date: 09/28/98

☐ **Original** ☒ **Amended**

Client:	**Project No.:** WO#384
Pacific Environmental Services, Inc. 560 Herndon Parkway, Suite 200 Herndon Virginia 20170-5240	**Description:** Mass Loss Study for Pacific Environmental
Report Distribution: Mr. Frank Phoenix	
Sample No.: See Below	**Date Received:** 8/18/98
Sample Description: "See Below	
Technical Responsibility	**Technical Contact**
Name Tim Clark	**Name:** Kevin J. Knechtel
Title: Laboratory Technician	**Title:** Laboratory Manager
Signature:	**Signature:**
Date: 9/28/98	**Date:** 9/28/98
Comments: - This a true record of test results obtained by Advanced Asphalt Technologies, L.P. in accordance with the test methods and procedures stipulated by AASHTO/ASTM.	

Test Results

		Mass Change of Asphalt Samples, %					
		Rolling Thin FilmOven Test ASTM D 1754			*Thin Film Oven Test* ASTM D 2872		
PES Sample	*AAT Sample*	Temperature (F)			Temperature (F)		
ID#	*ID#*	300	325	350	300	325	350
AC1B	*AC587*		-0.347			-0.176	
AC1M	*AC588*	-0.216	-0.369	-0.686	-0.100	-0.178	-0.397
AC1E	*AC589*		-0.370			-0.196	
AC2B	*AC590*		-0.313			-0.182	
AC2M	*AC591*	-0.200	-0.311	-0.611	-0.090	-0.173	-0.343
AC2E	*AC592*		-0.341			-0.186	
AC3B	*AC593*		-0.301			-0.146	
AC3M	*AC594*	-0.142	-0.286	-0.498	-0.075	-0.166	-0.331
AC3E	*AC595*		-0.264			-0.150	
AC4B	*AC596*		-0.351			-0.141	
AC5B	*AC597*	-0.171	-0.292	-0.510	-0.075	-0.157	-0.351
AC6B	*AC598*		-0.322			-0.095	
AC6E	*AC599*		-0.408			-0.237	

Advanced Asphalt Technologies, LP

108 POWERS COURT, SUITE 100
STERLING, VA 20166-9321

PH (800) 395 6686
PH (703) 444 4200
FX (703) 444 4368

98

TEST REPORT
Test Report No.: 03840004.DOC
Report Date: 09/28/98

☐ **Original** ☒ **Amended**

RAP Samples Test Results

PES Sample ID#	*AAT Sample ID#*	*Asphalt Content, %* ASTM D 2172	*Moisture Content, %*
RAB2B	*FS481.1*	4.67	1.90
RAB2E	*FS482.1*		2.25
RAB3B	*FS483.1*		2.61
RAB3M1	*FS484.1*		1.90
RAB3M2	*FS485.1*	5.13	2.52
RAB3M3	*FS486.1*		3.25
RAB3E	*FS487.1*		2.04
RAB4B	*FS488.1*		2.56
RAB5B	*FS489.1*	5.27	2.75
RAB6B	*FS490.1*		3.22
RAB6E	*FS491.1*		2.73

Advanced Asphalt Technologies, LP
108 POWERS COURT, SUITE 100
STERLING, VA 20166-9321
PH (800) 395 6686
PH (703) 444 4200
FX (703) 444 4368

APPENDIX B.9

VELOCITY OF AIR ACROSS TOP OF
TRANSPORT TRUCKS DURING LOAD-OUT

VELOCITY OF AIR ACROSS TOP OF TRANSPORT TRUCKS DURING LOAD-OUT

Air velocity measurements were taken above seven transport trucks inside the tunnel during load-out from Silo No. 2. Measurements were taken using a hot wire anemometer at five regularly spaced spaced intervals just above the back end of the truck bed. In each case, a second truck was waiting at the entrance of the tunnel. The results are summarized in Table T.1 below. Refer to Figure 1 for the exact locations of the measuring points and numbering scheme.

TABLE T.1
AIR VELOCITY OVER TRUCKS SUMMARY

Test Date	Point No.	Time of Reading	Truck No.	Velocity Reading fpm
7/24/98	1	1209	29	60
	2	1209	29	52
	3	1209	29	59
	4	1213	16	271
	5	1213	16	220
7/24/98	1	1219	TP	71
	2	1219	TP	21
	3	1216	88	140
	4	1216	88	135
	5	1216	88	170
7/25/98	1	1209	21	104
	2	1209	21	135
	3	1211	7	136
	4	1211	7	123
	5	1211	7	72
7/25/98	1	1220	15	43
	2	1220	15	41
	3	1215	8	64
	4	1215	8	55
	5	1215	8	71

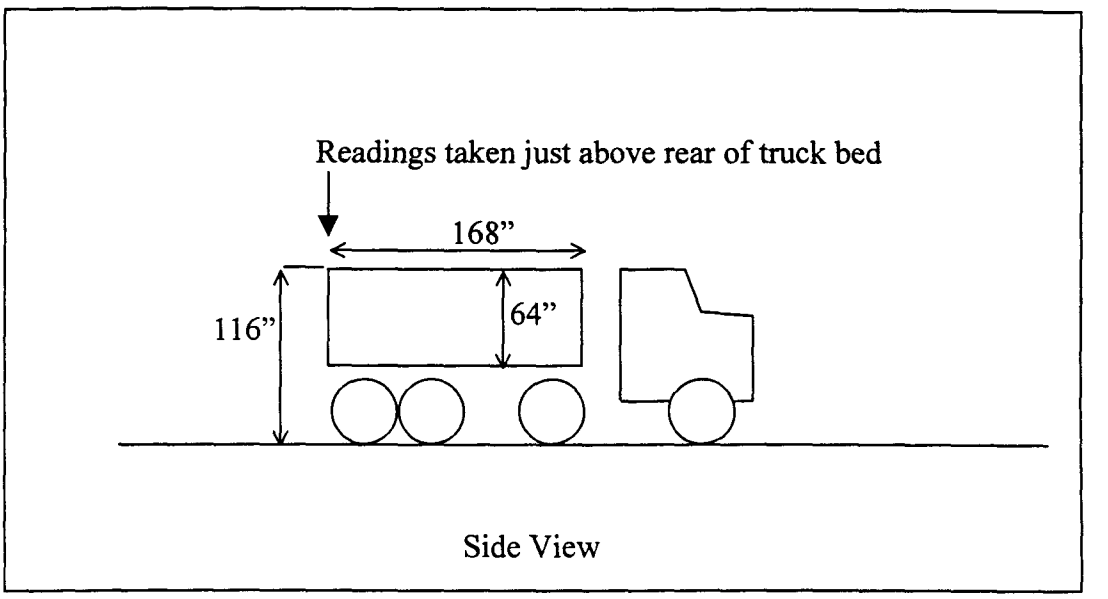

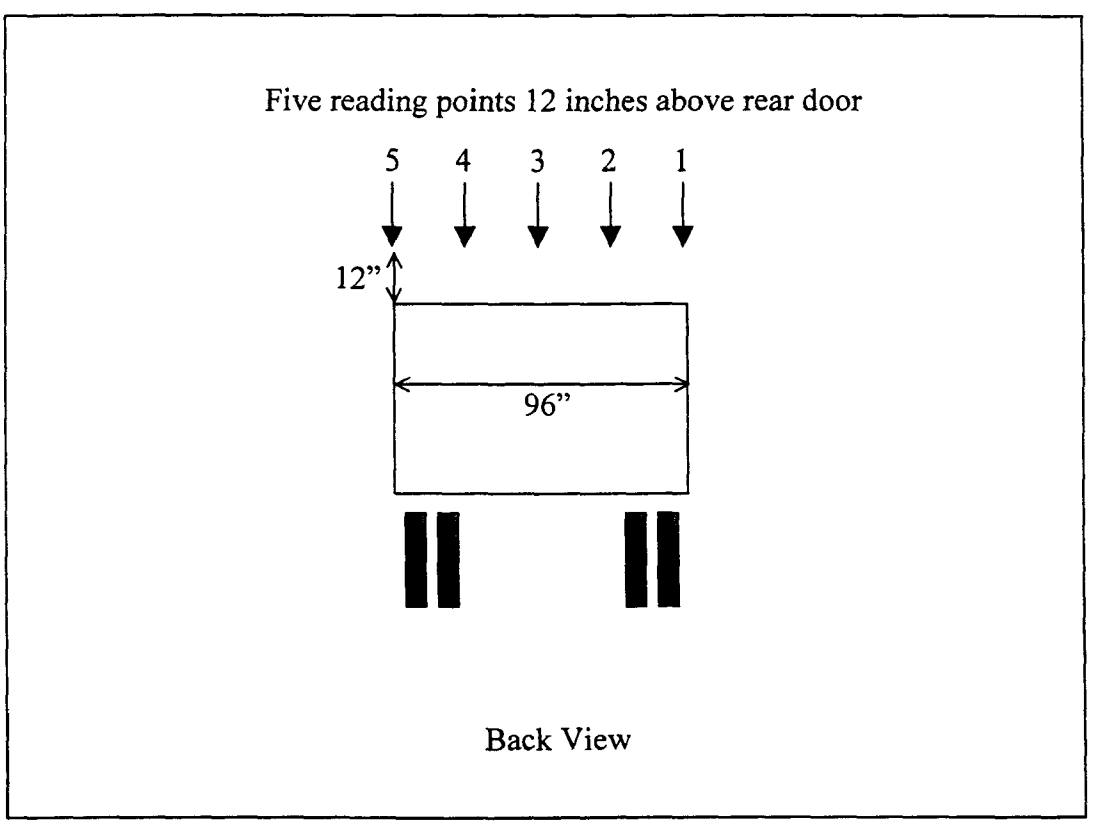

Figure 1 Velocity Measurement Locations and Dimensions for Transport Trucks

APPENDIX B.10

METALS ANALYSIS OF PROCESS SAMPLES

TRIANGLE LABS

CASE NARRATIVE

Analysis of Samples for the Presence of Trace Metals

Methods

6010A	Rev.1 (7/92)
7470	Rev.0 (9/86)

Client:	Pacific Environmental Services
TLI Project Number:	46705A
Date:	September 23, 1998

This report should only be reproduced in full.
Any reproduction of this report requires permission from
Triangle Laboratories, Inc.

Rev. 25-Sep-96

Triangle Laboratories, Inc.
801 Capitola Drive
Durham, NC 27713-4411
919-544-5729
P.O. Box 13485
Research Triangle Park, NC 27709-3485
Fax # 919-544-5491

106

Overview

Seven samples were analyzed for arsenic (As), beryllium (Be), cadmium (Cd), cobalt (Co), chromium (Cr), manganese (Mn), nickel (Ni), lead (Pb), antimony (Sb), selenium (Se), and mercury (Hg). For all analyses (except Hg), the samples and associated QC samples were prepared by hotplate digestion following the guidelines of EPA SW-846 Method 3050A. The samples and associated QC samples for the analysis of Hg were prepared following the guidelines of EPA SW-846 Method 7471 Rev.0 (9/86). The samples were analyzed following the guidelines of EPA SW-846 Methods 6010A Rev. 1 (7/92), 7471 Rev. 0 (9/86). Results reported relate only to the items tested.

QC Remarks

The release of this set of data by Triangle Laboratories, Inc. was authorized by the Quality Control Chemist who has reviewed each sample data package individually following a series of inspections/reviews. When applicable, general deviations from acceptable QC requirements are identified below and comments are made on the effects of these deviations upon the validity and reliability of the results. Specific QC issues associated with this particular project are:

Sample Receipt:

Three aggregate samples, four liquid AC and three asphalt cement samples were received at 25 ^{0}C on September 15, 1998 in good condition. These samples were received in a box instead of a cooler. Only seven samples were analyzed for this particular project.

Sample Preparation:

Laboratory documentation of the sample preparation is included in the data package.

Instrumentation:

Arsenic (As), beryllium (Be), cadmium (Cd), cobalt (Co), chromium (Cr), manganese (Mn), nickel (Ni), lead (Pb), antimony (Sb), selenium (Se), concentrations were determined by Inductively Coupled Plasma Emission Spectroscopy (ICP).

The linear range for the instrument TJA 61E Trace Analyzer was based on four standards and a blank, which established a correlation coefficient value greater than or equal to 0.995. A calibration curve, based on a blank and one standard, is established for each analytical run, followed by a check high standard and an initial calibration verification (ICV). The check high standard does not deviate from the calibration curve by more than 5%. In addition, continuing calibration verifications (CCVs) are performed throughout the analytical run.

A Reporting Detection Limit (RDL) is used instead of an Instrument Detection Limit (IDL). The spectrometer and atomic absorption instruments can achieve low detection limits between 0.2-8 ppb levels for many analytes. Triangle Labs is using RDL values of 1-10 times the IDL as detection limits for reporting purposes.

Data Review:

All analytes found in the method blank (MB) are detected at a level equal to or less than the respective Reporting Detection Limit (RDL) except Ni and Pb. The following guidelines may be used to assess analyte concentrations relative to the method blank: 1. Analyte quantitations should be considered valid if the level of blank contamination is less than five percent of the level detected in the field sample, 2. Analyte quantitations should be considered estimated if the analyte level in the sample is five to twenty times the level of the analyte in the blank, or 3. Analytes whose level in a sample is the same as or less than five times the level detected in the associated blank should be considered present likely due to laboratory contamination and not native to the sample.
The sample results are based on dry weight.

A sampling date was not supplied by the client and the sampling to analysis holding times cannot be determined. All samples were analyzed within 7 days of sample receipt at Triangle Laboratories.

The pre-digestion spike duplicate (MSD) for Mn, Ni, and Pb for the sample RAP2B/AC demonstrated percent recoveries outside the QC criteria which may indicate significant matrix effects specific to these analytes in the native sample matrix. Please note that the pre-digestion spike (MS) and the post-digestion spike (PDS) met QC criteria for Mn, Ni, and Pb for sample RAP2B/AC.

The duplicate analyses for Ni for the sample AC1B demonstrated a RPD outside the QC criteria of 20.0 percent, which indicates the presence of a significant amount of interferents specific to this analyte in the native sample matrix.

QC requirements:

The analytical duplicates for analytes analyzed by ICP cannot be considered valid qualifiers if the concentrations of the analytes in the original and/or duplicate sample are not at least ten times the respective RDLs. The RPDs for these analyses are indicated by " <RDL" in the Analyte Summary Reports.

For analytical duplicates which are valid qualifiers, the quality control RPD is ± 20.0 percent. If RPDs are outside this range, interferences are suspected.

108

The serial dilution analyses for analytes analyzed by ICP cannot be considered valid qualifiers if the concentrations of the analytes in the serial dilution sample are less than ten times the respective RDLs. The serial dilution RPDs for these analyses are indicated by "<RDL" in the Analyte Summary Reports.

For serial dilution analyses which are valid qualifiers, the quality control RPD is ± 10.0 percent. If RPDs are outside this range, interferences are suspected.

The quality control range for percent recoveries of laboratory control spiked samples is 80-120.

The quality control range for percent recoveries of pre-digestion spiked samples analyzed by ICP is 80-120. If recoveries are outside this range, a matrix effect is suspected.

The quality control range for percent recoveries of post-digestion spiked samples analyzed by ICP is 75-125. If recoveries are outside this range, a matrix effect is suspected.

The quality control range for percent recoveries of spiked samples analyzed by CVAA is 75-125. If recoveries are outside this range, a matrix effect is suspected.

By our interpretation, the analytical data in this project are valid based on the guidelines of US EPA SW-846 Methods 6010A Rev.1(7/92) and 7471 (9/86). Any specific QC concerns or problems have been discussed in the QC REMARKS section with emphasis on their effect on the data. Should Pacific Environmental Services have any questions or comments regarding this data package, please feel free to contact Triangle Laboratories, Inc., at (919) 544-5729.

For Triangle Laboratories, Inc.,

Report Preparation

Brenda H. Bell
Report Preparation Chemist

Quality Control

Darnella Streeter-Edwards
Darnella S. Edwards
Report Preparation Chemist

The total number of pages in this data package is: 81.

109

STANDARD CONCENTRATIONS
for the TJA 61E TRACE ANALYZER

Analyte	Units	High Std	ICV/CCV	ICSAB	RDL	Wavelength
Ag	ppb	1000	500	500	2	3280
As	ppb	1000	500	500	5	1890
Al	ppb	1000	500	500000	50	3082
B	ppb	1000	500	500	7	2496
Ba	ppb	1000	500	500	2	4934
Be	ppb	1000	500	500	1	3130
Ca	ppb	1000	500	500000	90	3179
Cd	ppb	1000	500	500	1	2265
Ce	ppb	1000	500	500	10	4186
Co	ppb	1000	500	500	2	2286
Cr	ppb	1000	500	500	2	2677
Cu	ppb	1000	500	500	2	3247
Fe	ppb	1000	500	200000	40	2714
K	ppb	10000	5000	19000	220	7664
Li	ppb	1000	500	500	1	6706
Mg	ppb	1000	500	500000	30	2790
Mn	ppb	1000	500	500	2	2576
Mo	ppb	1000	500	500	2	2020
Na	ppb	10000	5000	5000	400	3302
Ni	ppb	1000	500	500	3	2316
P	ppb	1000	500	500	30	2149
Pb	ppb	1000	500	500	2	2203
Sb	ppb	1000	500	500	4	2068
Se	ppb	1000	500	500	3	1960
Sn	ppb	1000	500	500	13	1899
Sr	ppb	1000	500	650	3	4215
Ti	ppb	1000	500	500	8	3349
Tl	ppb	1000	500	500	5	1908
V	ppb	1000	500	500	2	2924
Zn	ppb	1000	500	500	12	2062

Note: Use this reference page to review the raw data from the TJA 61E Trace Analyzer.

This page includes the standard concentrations for the check high standard, initial calibration verification (ICV), continuing calibration verification (CCV), and the interference check solution (ICSAB). In addition the reporting detection limit (RDL) and wavelength are reported for each analyte.

Revision Date: 05-May-98

110

ABBREVIATIONS

BH = Back Half
CCB = Continuing Calibration Blank
CCV = Continuing Calibration Verification
CHECK HS = Check High Standard
D = DUP = Analytical Duplicate (Prepared Duplicate)
DA = Duplicate Analysis
FH = Front Half
FV = Final Digestate Volume
ICB = Initial Calibration Blank
ICV = Initial Calibration Verification
ICSAB = Interference Check Solution (Solution AB)
I = Initial
F = Final
Solution AB contains common interferents in addition to the analyte of interest.
IDL = Instrument Detection Limit
L = Serial Dilution
LCS = Laboratory Control Spike Sample
MB = Method Blank
MPV = Mercury Preparation Volume
MS = Pre-digestion Spike
MSD = Pre-digestion Spike Duplicate
N/A = Not Applicable
N/Av = Not Available
N/V = Not Valid
PDS = Post-digestion Spike
%REC = Percent Recovery
RDL = Reporting Detection Limit
RPD = Relative Percent Difference
T = Analytical Triplicate (Prepared Triplicate; for Hg analysis by Method 7471 only)
TV = Total Sample Volume
< = Analyte concentration in the sample is less than the respective RDL

CALCULATIONS FOR SOLID SAMPLES

RESULTS FOR TRACE METALS (except mercury):

$$\text{RESULT in mg/Kg} = \frac{\mu g/L * ml\ FV * DF}{gram\ WT\ used * 1000}$$

ml FV = final volume in ml
DF = Dilution Factor

RESULTS FOR MERCURY (Hg):

$$\text{RESULT in mg/Kg} = \frac{\mu g/L * MPV * DF}{gram\ WT\ used}$$

MPV = Mercury Preparation Volume = 0.1 L or 0.008 L
DF = Dilution Factor

%REC (Percent Recovery) for MS/MSD and Hg spikes:

$$\%REC = \frac{\text{Spike sample results - original sample results}}{\text{true spike sample results}} * 100$$

%REC (Percent Recovery) for PDS:

$$\%REC = \frac{\text{Spike sample conc. } \mu g/L \text{ - original sample conc. } \mu g/L}{\text{spike conc. } \mu g/L} * 100$$

%REC (Percent Recovery) for LCS/LCSD:

$$\%REC = \frac{\text{Spike sample conc. } \mu g/L}{\text{spike conc. } \mu g/L} * 100$$

RPDs:

$$RPD = \frac{|\text{Result 2 - Result 1}|}{(\text{Result 2 + Result 1})/2} * 100$$

Rev. 10/10/95

112

TRIANGLE LABORATORIES, INC.

LIST OF CERTIFICATIONS AND ACCREDITATIONS

ENVIRONMENTAL

American Association for Laboratory Accreditation. Accredidation pending. Certificate Number 0226-01. Accreditation for technical competence in Environmental Testing. (Including Waste Water, Sol/Haz Waste, Pulp/Paper, and Air Matrices) Parameters are AOX/TOX, and Dioxin/Furan. Method 1613 for Drinking Water **Currently re-applying.**.

State of Alabama, Department of Environmental Management. Expires December 31, 1998. Laboratory I.D. # 40950. Dioxin in drinking water.

State of Alaska, Department of Environmental Conservation. Expires December 21, 1998. Certificate number OS-006-98. Dioxin in drinking water.

State of Arizona, Department of Health Services. Expires May 26, 1998. Certificate #AZ0423. Drinking Water for Dioxin, Dioxin in WW and S/H Waste. Currently appying for renewal.

State of Arkansas, Department of Pollution Control and Ecology. Expires February 19, 1999. Pulp/paper, soil, water, and Hazardous Waste for Dioxin/Furan; AOX/TOX, Volatiles, Semi-volatiles, and Metals.

State of California, Department of Health Services. Expires August 31, 1999. Certificate #1922. Selected Metals in Waste Water; Volatiles, Semi-volatiles, and Dioxin/furan in WW and Sol/Haz Waste. Dioxin in drinking water.

State of Connecticut, Department of Health Services. Expires September 30, 1999. Registration # PH-0117. Dioxin in drinking water.

Delaware Health and Social Services. Expires December 31, 1998. Certificate #NC 140. Dioxin in drinking water.

Florida Department of Health and Rehabilitative Services. Expires June 30, 1998. Dioxin in SDW. Drinking Water ID HRS# 87424. Pending new certificate.

Triangle Laboratories, Inc.
801 Capitola Drive
Durham, NC 27713-4411
919-544-5729
P.O. Box 13485
Research Triangle Park, NC 27709-3485
Fax # 919-544-5491

Hawaii Department of Health. Expires March 1, 1999. Dioxin in drinking water. "Accepted" status for regulatory purposes.

Idaho Department of Health and Welfare. Expires December 31, 1998. Dioxin in drinking water.

State of Kansas, Department of Health and Environment. Expires January 31, 1999. Method 1613 for drinking water. ID #'s - Drinking water and/or pollution control - E-10215. Solid or Hazardous Waste - E-101209.

Commonwealth of Kentucky, Department for Environmental Protection. Expires December 31, 1998. ID#90060. Dioxin in drinking water.

Maryland Department of Health and Mental Hygiene. Expires September 30, 1998. Certification #235 Drinking water by Method 1613A. Currently applying for renewal.

State of Michigan, Department of Public Health. Expires June 30, 1999. Drinking water by Method 1613. Current certification is extended, based on New York certificate renewal.

Mississippi State Department of Health. No expiration date. Dioxin in drinking water.

Montana Department of Health and Environmental Services. Expires December 31, 1998. Dioxin in drinking water.

State of New Jersey, Department of Environmental Protection and Energy. Expires June 30, 1998. Extended until July 31, 1998 per letter dated May 29, 1998. ID #67851. BNAs and Volatiles. Dioxin in drinking water. Currently applying for renewal.

State of New Mexico, Environment Department. Still certified, awaiting information from A2LA Dioxin in drinking water.

New York State Department of Health. Received updated certificates. ID #11026. Environmental Analyses of potable water, non-potable Water, Solid and Hazardous Waste. Method 1613 in DW.

State of North Carolina, Department of Environment Health and Natural Resources Expires. August 31, 1998. Certificate # 37751. Dioxin in drinking water.

State of North Carolina, Department of Environment, Health, and Natural Resources, Division of Environmental Management. Expires December 31, 2000. Certificate # 485. Metals, pesticides & PCBs, semi-volatiles and volatiles; TCLP.

North Dakota State Department of Health and Consolidated Laboratories. Expires December 31, 1998. Certificate # R-076. Effective October 4, 1993. Dioxin in drinking water.

Oklahoma Department of Environmental Quality. Expires August 31, 1998. Laboratory #9612. Dioxin by 1613A, 8290 and 8280. Submitted renewal application 7/1.

State of South Carolina, Department of Health and Environmental Control. Expires June 30, 1998. Extended August 31, 1999. Certificate number #99040001 (drinking water). Expires August 31, 1999. Certificate number #99040002 (other parameters). Dioxin/Furans, BNA, Volatiles, and PCBs/pesticides under Clean Water Act, 2,3,7,8-TCDD for Drinking Water, and Organic extractables for Solid and Hazardous Waste.

State of Tennessee. Department of Environment and Conservation. Expires February 5, 1999. ID #02992. Method 1613 Drinking water only.

U.S. Department of Agriculture Soil Permit. Expires September 30, 2001. Permit No. S-3790. Under the authority of the Federal Plant Pest Act, permission is granted to receive foreign soil samples for use in laboratory analysis.

U.S. Army Corps of Engineers. Expires October 19, 1999. Validated to perform analyses for the Fort Belvoir, VA (Contract Number DACA31-97-D-0029), Vint Hill Farms Station, Vint Hill, VA (Contract Number DACA31-95-D-0083), and Selma Pressure Treating Superfund Site, Selma, CA (Contract number DACW45-94-D-0054).

U.S. EPA Region V. Expires November 14, 1999. Dioxin in drinking water.

U.S. EPA Region VIII, for the State of Wyoming. Expires November 12, 1998. Dioxin in drinking water.

State of Utah, Department of Health. Expires May 30,2000. Certificate Number E-166. Certification for the following parameters: Semi-Volatiles and Volatiles under RCRA; Volatiles under Clean Water Act; Dioxin/furans by Method 8280; Drinking water for Dioxin by Method 1613; Metals including Mercury and Microwave Digestion.

Commonwealth of Virginia, Department of General Services, Division of Consolidated Laboratory Services. Expires June 30, 1999. ID # 00341. Dioxin in drinking water.

State of Washington, Department of Ecology. Expires September 11, 1998. Lab Accreditation Number C067. Scope of Accreditation applies to water analyses for

Polychlorinated Dibenzo-p-dioxins and Polychlorinated Dibenzofurans, BNA Extr (Semivolatile) Organics and Purgeable (Volatile) Organics.
State of Washington, Department of Health. Expires April 30, 1999. Dioxin in drinking water. Lab I.D. 129.

State of West Virginia, Department of Health. Expires December 31, 1998. Certificate No. 9923(C). Dioxin in drinking water.

State of Wisconsin, Department of Natural Resources. Expires August 31, 1998. Laboratory ID Number 999869530. Certification for the following categories of Organics: Purgeable, Base/Neutral, Acid, PCBs, and Dioxin. Expires November 14, 1999. Laboratory ID 999869530. Dioxin in drinking water.

PHARMACEUTICAL

Drug Enforcement Agency (DEA). Expires November 30, 1998. Registration number RT01195835. Controlled substance registration for schedules 1,2,3,3N,4,5.

N.C. Department of Human Resources. Expires October 31, 1998. Registration number NC-PT 0000 0031. North Carolina controlled substances registration. Application submitted for renewal.

Food & Drug Administration (FDA) Registration. Expires June 1998. ID #'s 001500 1053481. Annual registration of drug establishment.

OTHER

Clinical Laboratory Improvement Amendments (CLIA) Registration. Expires May 30, 1999. ID # 34D0705123. Department of Health & Human Services, Health Care Financing Administration.

U.S. EPA Large Quantity Hazardous Waste Generator. No expiration date. EPA ID #NCD982156879. Permit indicates that the laboratory is a large generator of hazardous waste.

North Carolina General License for Radiation Protection. No expiration date. No License. 032-875-OG. The general license applies only to radioactive material contained in devices which have been manufactured and labeled in accordance with specific requirements.

DOCUMENT CONTROL

Triangle Laboratories, Inc.
801 Capitola Drive
Durham, NC 27713-4411
919-544-5729
P.O. Box 13485
Research Triangle Park,
Fax # 919-544-5491

117

Client: Pacific Environmental Services
Project Number: 46705A

Sample Report

Client Sample ID:	AC1B
TLI Sample ID:	218-12-1
Date Received:	September 15, 1998
Date Prepared:	September 21, 1998
Date Analyzed:	September 22, 1998
Matrix:	SOLID

Analyte	Conc. (ug/L)	grams Submitted	grams Used	mL Final Vol.	Dilution Factor	mg/Kg Result
As	-0.823	N/A	0.609	100	1	< 0.821
Be	-0.021	N/A	0.609	100	1	< 0.164
Cd	-0.192	N/A	0.609	100	1	< 0.164
Co	4.867	N/A	0.609	100	1	0.799
Cr	0.204	N/A	0.609	100	1	< 0.328
Mn	1.375	N/A	0.609	100	1	< 0.328
Ni	210.290	N/A	0.609	100	1	34.5
Pb	6.186	N/A	0.609	100	1	1.02
Sb	1.250	N/A	0.609	100	1	< 0.657
Se	5.179	N/A	0.609	100	1	0.850

Triangle Laboratories, Inc.
801 Capitola Drive * Durham, North Carolina 27713
Tele: (919) 544-5729 * Fax: (919) 544-5491

Printed: 23-Sep-98 at 03:59 PM

118

Client: Pacific Environmental Services
Project Number: 46705A

Sample Report

Client Sample ID:	AC1B
TLI Sample ID:	218-12-1 D
Date Received:	September 15, 1998
Date Prepared:	September 21, 1998
Date Analyzed:	September 22, 1998
Matrix:	SOLID

Analyte	Conc. (ug/L)	grams Submitted	grams Used	mL Final Vol.	Dilution Factor	mg/Kg Result
As	-2.709	N/A	0.647	100	1	< 0.773
Be	-0.118	N/A	0.647	100	1	< 0.155
Cd	-0.206	N/A	0.647	100	1	< 0.155
Co	0.633	N/A	0.647	100	1	< 0.309
Cr	-0.359	N/A	0.647	100	1	< 0.309
Mn	0.731	N/A	0.647	100	1	< 0.309
Ni	49.276	N/A	0.647	100	1	7.62
Pb	2.919	N/A	0.647	100	1	0.451
Sb	0.148	N/A	0.647	100	1	< 0.618
Se	0.983	N/A	0.647	100	1	< 0.464

Triangle Laboratories, Inc.
801 Capitola Drive * Durham, North Carolina 27713
Tele: (919) 544-5729 * Fax: (919) 544-5491

Printed: 23-Sep-98 at 03:59 PM

119

Client: **Pacific Environmental Services**
Project Number: **46705A**

Sample Report

Client Sample ID:	AC2B
TLI Sample ID:	218-12-2
Date Received:	September 15, 1998
Date Prepared:	September 21, 1998
Date Analyzed:	September 22, 1998
Matrix:	SOLID

Analyte	Conc. (ug/L)	grams Submitted	grams Used	mL Final Vol.	Dilution Factor	mg/Kg Result
As	-1.444	N/A	0.514	100	1	< 0.973
Be	-0.110	N/A	0.514	100	1	< 0.195
Cd	-0.220	N/A	0.514	100	1	< 0.195
Co	8.019	N/A	0.514	100	1	1.56
Cr	1.034	N/A	0.514	100	1	< 0.389
Mn	4.448	N/A	0.514	100	1	0.865
Ni	291.857	N/A	0.514	100	1	56.8
Pb	3.106	N/A	0.514	100	1	0.604
Sb	-2.120	N/A	0.514	100	1	< 0.778
Se	5.196	N/A	0.514	100	1	1.01

Triangle Laboratories, Inc.
801 Capitola Drive * Durham, North Carolina 27713
Tele: (919) 544-5729 * Fax: (919) 544-5491

Printed: 23-Sep-98 at 03:59 PM

120

Client: **Pacific Environmental Services**
Project Number: **46705A**

Sample Report

Client Sample ID:	RAP2B/AC
TLI Sample ID:	218-12-3
Date Received:	September 15, 1998
Date Prepared:	September 21, 1998
Date Analyzed:	September 22, 1998
Matrix:	SOLID

Analyte	Conc. (ug/L)	grams Submitted	grams Used	mL Final Vol.	Dilution Factor	mg/Kg Result
As	1.245	N/A	0.576	100	1	< 0.868
Be	-0.167	N/A	0.576	100	1	< 0.174
Cd	0.238	N/A	0.576	100	1	< 0.174
Co	3.371	N/A	0.576	100	1	0.585
Cr	1.630	N/A	0.576	100	1	< 0.347
Mn	52.992	N/A	0.576	100	1	9.20
Ni	234.393	N/A	0.576	100	1	40.7
Pb	31.007	N/A	0.576	100	1	5.38
Sb	0.594	N/A	0.576	100	1	< 0.694
Se	3.746	N/A	0.576	100	1	0.650

Triangle Laboratories, Inc.
801 Capitola Drive * Durham, North Carolina 27713
Tele: (919) 544-5729 * Fax: (919) 544-5491

Printed: 23-Sep-98 at 03:59 PM

121

Client: Pacific Environmental Services
Project Number: 46705A

Sample Report

Client Sample ID:	RAP2B/AC
TLI Sample ID:	218-12-3 L
Date Received:	September 15, 1998
Date Prepared:	September 21, 1998
Date Analyzed:	September 22, 1998
Matrix:	SOLID

Analyte	Conc. (ug/L)	grams Submitted	grams Used	mL Final Vol.	Dilution Factor	mg/Kg Result
As	0.864	N/A	0.576	100	5	< 4.34
Be	-0.149	N/A	0.576	100	5	< 0.868
Cd	0.054	N/A	0.576	100	5	< 0.868
Co	1.198	N/A	0.576	100	5	< 1.74
Cr	0.387	N/A	0.576	100	5	< 1.74
Mn	10.772	N/A	0.576	100	5	9.35
Ni	47.382	N/A	0.576	100	5	41.1
Pb	6.109	N/A	0.576	100	5	5.30
Sb	0.165	N/A	0.576	100	5	< 3.47
Se	1.116	N/A	0.576	100	5	< 2.60

Triangle Laboratories, Inc.
801 Capitola Drive * Durham, North Carolina 27713
Tele: (919) 544-5729 * Fax: (919) 544-5491

Printed: 23-Sep-98 at 03:59 PM

122

Client: **Pacific Environmental Services**
Project Number: **46705A**

Sample Report

Client Sample ID:	RAP2B/AC MS
TLI Sample ID:	218-12-3 MS
Date Received:	September 15, 1998
Date Prepared:	September 21, 1998
Date Analyzed:	September 22, 1998
Matrix:	SOLID

Analyte	Conc. (ug/L)	grams Submitted	grams Used	mL Final Vol.	Dilution Factor	mg/Kg Result
As	45.259	N/A	0.534	100	1	8.48
Be	45.643	N/A	0.534	100	1	8.55
Cd	45.860	N/A	0.534	100	1	8.59
Co	49.917	N/A	0.534	100	1	9.35
Cr	48.552	N/A	0.534	100	1	9.09
Mn	95.805	N/A	0.534	100	1	17.9
Ni	262.042	N/A	0.534	100	1	49.1
Pb	75.086	N/A	0.534	100	1	14.1
Sb	46.222	N/A	0.534	100	1	8.66
Se	47.150	N/A	0.534	100	1	8.83

Triangle Laboratories, Inc.
801 Capitola Drive * Durham, North Carolina 27713
Tele: (919) 544-5729 * Fax: (919) 544-5491

Printed: 23-Sep-98 at 04:55 PM

123

Client: Pacific Environmental Services
Project Number: 46705A

Sample Report

Client Sample ID:	RAP2B/AC MSD
TLI Sample ID:	218-12-3 MSD
Date Received:	September 15, 1998
Date Prepared:	September 21, 1998
Date Analyzed:	September 22, 1998
Matrix:	SOLID

Analyte	Conc. (ug/L)	grams Submitted	grams Used	mL Final Vol.	Dilution Factor	mg/Kg Result
As	43.250	N/A	0.552	100	1	7.84
Be	46.674	N/A	0.552	100	1	8.46
Cd	46.595	N/A	0.552	100	1	8.44
Co	47.721	N/A	0.552	100	1	8.65
Cr	48.170	N/A	0.552	100	1	8.73
Mn	59.290	N/A	0.552	100	1	10.7
Ni	84.610	N/A	0.552	100	1	15.3
Pb	55.565	N/A	0.552	100	1	10.1
Sb	47.180	N/A	0.552	100	1	8.55
Se	43.921	N/A	0.552	100	1	7.96

Triangle Laboratories, Inc.
801 Capitola Drive * Durham, North Carolina 27713
Tele: (919) 544-5729 * Fax: (919) 544-5491

Printed: 23-Sep-98 at 04:55 PM

124

Client: Pacific Environmental Services
Project Number: 46705A

Sample Report

Client Sample ID:	AC3B
TLI Sample ID:	218-12-5
Date Received:	September 15, 1998
Date Prepared:	September 21, 1998
Date Analyzed:	September 22, 1998
Matrix:	SOLID

Analyte	Conc. (ug/L)	grams Submitted	grams Used	mL Final Vol.	Dilution Factor	mg/Kg Result
As	-3.235	N/A	0.504	100	1	< 0.992
Be	-0.118	N/A	0.504	100	1	< 0.198
Cd	-0.288	N/A	0.504	100	1	< 0.198
Co	0.196	N/A	0.504	100	1	< 0.397
Cr	-0.602	N/A	0.504	100	1	< 0.397
Mn	1.017	N/A	0.504	100	1	< 0.397
Ni	26.323	N/A	0.504	100	1	5.22
Pb	2.282	N/A	0.504	100	1	0.453
Sb	1.523	N/A	0.504	100	1	< 0.794
Se	0.861	N/A	0.504	100	1	< 0.595

Triangle Laboratories, Inc.
801 Capitola Drive * Durham, North Carolina 27713
Tele: (919) 544-5729 * Fax: (919) 544-5491

Printed: 23-Sep-98 at 03:59 PM

Client: Pacific Environmental Services
Project Number: 46705A

Sample Report

Client Sample ID:	RAP3M2/AC
TLI Sample ID:	218-12-6
Date Received:	September 15, 1998
Date Prepared:	September 21, 1998
Date Analyzed:	September 22, 1998
Matrix:	SOLID

Analyte	Conc. (ug/L)	grams Submitted	grams Used	mL Final Vol.	Dilution Factor	mg/Kg Result
As	-2.215	N/A	0.644	100	1	< 0.776
Be	-0.194	N/A	0.644	100	1	< 0.155
Cd	0.040	N/A	0.644	100	1	< 0.155
Co	0.072	N/A	0.644	100	1	< 0.311
Cr	-0.083	N/A	0.644	100	1	< 0.311
Mn	13.105	N/A	0.644	100	1	2.03
Ni	39.449	N/A	0.644	100	1	6.13
Pb	14.295	N/A	0.644	100	1	2.22
Sb	0.085	N/A	0.644	100	1	< 0.621
Se	-0.075	N/A	0.644	100	1	< 0.466

Triangle Laboratories, Inc.
801 Capitola Drive * Durham, North Carolina 27713
Tele: (919) 544-5729 * Fax: (919) 544-5491

Printed: 23-Sep-98 at 03:59 PM

126

Client: Pacific Environmental Services
Project Number: 46705A

Sample Report

Client Sample ID:	AC4B
TLI Sample ID:	218-12-8
Date Received:	September 15, 1998
Date Prepared:	September 21, 1998
Date Analyzed:	September 22, 1998
Matrix:	SOLID

Analyte	Conc. (ug/L)	grams Submitted	grams Used	mL Final Vol.	Dilution Factor	mg/Kg Result
As	-2.262	N/A	0.528	100	1	< 0.947
Be	-0.209	N/A	0.528	100	1	< 0.189
Cd	-0.259	N/A	0.528	100	1	< 0.189
Co	0.208	N/A	0.528	100	1	< 0.379
Cr	-0.195	N/A	0.528	100	1	< 0.379
Mn	1.354	N/A	0.528	100	1	< 0.379
Ni	46.037	N/A	0.528	100	1	8.72
Pb	1.640	N/A	0.528	100	1	< 0.379
Sb	0.630	N/A	0.528	100	1	< 0.758
Se	0.907	N/A	0.528	100	1	< 0.568

Triangle Laboratories, Inc.
801 Capitola Drive * Durham, North Carolina 27713
Tele: (919) 544-5729 * Fax: (919) 544-5491

Printed: 23-Sep-98 at 03:59 PM

127

Client: **Pacific Environmental Services**
Project Number: **46705A**

Sample Report

Client Sample ID:	RAP5B/AC
TLI Sample ID:	218-12-9
Date Received:	September 15, 1998
Date Prepared:	September 21, 1998
Date Analyzed:	September 22, 1998
Matrix:	SOLID

Analyte	Conc. (ug/L)	grams Submitted	grams Used	mL Final Vol.	Dilution Factor	mg/Kg Result
As	-3.079	N/A	0.532	100	1	< 0.940
Be	-0.209	N/A	0.532	100	1	< 0.188
Cd	-0.250	N/A	0.532	100	1	< 0.188
Co	-0.429	N/A	0.532	100	1	< 0.376
Cr	-0.315	N/A	0.532	100	1	< 0.376
Mn	8.609	N/A	0.532	100	1	1.62
Ni	13.783	N/A	0.532	100	1	2.59
Pb	5.878	N/A	0.532	100	1	1.10
Sb	1.454	N/A	0.532	100	1	< 0.752
Se	0.699	N/A	0.532	100	1	< 0.564

Triangle Laboratories, Inc.
801 Capitola Drive * Durham, North Carolina 27713
Tele: (919) 544-5729 * Fax: (919) 544-5491

Printed: 23-Sep-98 at 03:59 PM

128

Client: **Pacific Environmental Services**
Project Number: 46705A

QA: Serial Dilution

Client Sample ID:	RAP2B/AC	RAP2B/AC
TLI Sample ID:	218-12-3	218-12-3 L
Date Prepared:	September 21, 1998	September 21, 1998
Date Analyzed:	September 22, 1998	September 22, 1998
Matrix:	SOLID	SOLID

	Native Sample		Serial Dilution		
Analyte	mg/Kg Result	ug/L Conc.	mg/Kg Result	ug/L Conc.	RPD
As	< 0.868	1.245	< 4.34	0.864	<RDL
Be	< 0.174	-0.167	< 0.868	-0.149	<RDL
Cd	< 0.174	0.238	< 0.868	0.054	<RDL
Co	0.585	3.371	< 1.74	1.198	<RDL
Cr	< 0.347	1.630	< 1.74	0.387	<RDL
Mn	9.20	52.992	9.35	10.772	<RDL
Ni	40.7	234.393	41.1	47.382	0.978%
Pb	5.38	31.007	5.30	6.109	<RDL
Sb	< 0.694	0.594	< 3.47	0.165	<RDL
Se	0.650	3.746	< 2.60	1.116	<RDL

Triangle Laboratories, Inc.
801 Capitola Drive * Durham, NC 27713
Tele: (919) 544-5729 * Fax: (919) 544-5491

P 23-Sep-98 at 04:00 PM

129

Client: **Pacific Environmental Services**
Project Number: **46705A**

QA: Duplicate

Client Sample ID:	AC1B	AC1B
TLI Sample ID:	218-12-1	218-12-1 D
Date Prepared:	September 21, 1998	September 21, 1998
Date Analyzed:	September 22, 1998	September 22, 1998
Matrix:	SOLID	SOLID

	Sample		Duplicate		
Analyte	mg/Kg Result	ug/L Conc.	mg/Kg Result	ug/L Conc.	RPD
As	< 0.821	-0.823	< 0.773	-2.709	<RDL
Be	< 0.164	-0.021	< 0.155	-0.118	<RDL
Cd	< 0.164	-0.192	< 0.155	-0.206	<RDL
Co	0.799	4.867	< 0.309	0.633	<RDL
Cr	< 0.328	0.204	< 0.309	-0.359	<RDL
Mn	< 0.328	1.375	< 0.309	0.731	<RDL
Ni	34.5	210.290	7.62	49.276	128%
Pb	1.02	6.186	0.451	2.919	<RDL
Sb	< 0.657	1.250	< 0.618	0.148	<RDL
Se	0.850	5.179	< 0.464	0.983	<RDL

Triangle Laboratories, Inc.
801 Capitola Drive * Durham, NC 27713
Tele: (919) 544-5729 * Fax: (919) 544-5491

P 23-Sep-98 at 04:00 PM

130

Client: Pacific Environmental Services
Project Number: 46705A

QA: Matrix Spikes (Pre-Digestion)

Client Sample ID:	RAP2B/AC MS	RAP2B/AC MSD
TLI Sample ID:	218-12-3 MS	218-12-3 MSD
Date Prepared:	September 21, 1998	September 21, 1998
Date Analyzed:	September 22, 1998	September 22, 1998
Matrix:	SOLID	SOLID

	Matrix Spike			Matrix Spike Duplicate			
Analyte	Result mg/Kg	True Spike mg/Kg	% Recovery	Result mg/Kg	True Spike mg/Kg	% Recovery	RPD
As	8.48	9.37	91%	7.84	9.06	87%	7.84%
Be	8.55	9.37	91%	8.46	9.06	93%	1.06%
Cd	8.59	9.37	92%	8.44	9.06	93%	1.76%
Co	9.35	9.37	94%	8.65	9.06	89%	7.78%
Cr	9.09	9.36	97%	8.73	9.06	96%	4.04%
Mn	17.9	9.34	93%	10.7	9.02	17%	50.3%
Ni	49.1	9.37	90%	15.3	9.04	-281%	105%
Pb	14.1	9.39	93%	10.1	9.09	52%	33.1%
Sb	8.66	9.37	92%	8.55	9.06	94%	1.28%
Se	8.83	9.36	87%	7.96	9.06	81%	10.4%

Triangle Laboratories, Inc.
801 Capitola Drive * Durham, NC 27713
Tele: (919) 544-5729 * Fax: (919) 544-5491

Printed: 23-Sep-98 at 04:55 PM

Client: Pacific Environmental Services
Project Number: 46705A

QA: Matrix Spikes (Post-Digestion)

Client Sample ID:	RAP2B/AC PDS	
TLI Sample ID:	218-12-3 PDS	
Date Prepared:	September 21, 1998	
Date Analyzed:	September 22, 1998	
Matrix:	SOLID	

	Post-Digestion Spike			Post-Digestion Spike Duplicate			
Analyte	Recovered Amount (ug/L)	Spike Amount (ug/L)	% Recovery	Recovered Amount (ug/L)	Spike Amount (ug/L)	% Recovery	RPD
As	48.71	50	97%				---
Be	47.49	50	95%				---
Cd	47.88	50	96%				---
Co	52.03	50	97%				---
Cr	50.65	50	101%				---
Mn	102.04	50	98%				---
Ni	284.51	50	100%				---
Pb	78.84	50	96%				---
Sb	48.74	50	97%				---
Se	48.69	50	90%				---

Triangle Laboratories, Inc.
801 Capitola Drive * Durham, NC 27713
Tele: (919) 544-5729 * Fax: (919) 544-5491

Printed: 23-Sep-98 at 04:00 PM

132

Client: **Pacific Environmental Services**
Project Number: **46705A**

QA: Method Blank

TLI Sample ID:	46705A MB
Date Prepared:	September 21, 1998
Date Analyzed:	September 22, 1998
Matrix:	N/A

	Method Blank		
Analyte	Recovered Amount (ug/L)	Detection Limit (ug/L)	Pass or Fail
As	-2.84	5	Pass
Be	-0.18	1	Pass
Cd	-0.32	1	Pass
Co	-0.46	2	Pass
Cr	-0.33	2	Pass
Mn	0.55	2	Pass
Ni	-3.91	3	Fail
Pb	2.94	2	Fail
Sb	1.33	4	Pass
Se	0.22	3	Pass
		---	---
		---	---
		---	---
		---	---
		---	---
		---	---
		---	---
		---	---
		---	---
		---	---
		---	---
		---	---
		---	---
		---	---
		---	---
		---	---
		---	---
		---	---
		---	---
		---	---
		---	---
		---	---

Client: Pacific Environmental Services
Project Number: 46705A

QA: Lab Control Spikes

TLI Sample ID:	46705A LCS	
Date Prepared:	September 21, 1998	
Date Analyzed:	September 22, 1998	
Matrix:	N/A	

	Lab Control Spike			Lab Control Spike Duplicate			
Analyte	Recovered Amount (ug/L)	Spike Amount (ug/L)	% Recovery	Recovered Amount (ug/L)	Spike Amount (ug/L)	% Recovery	RPD
As	42.38	50	85%				---
Be	51.00	50	102%				---
Cd	47.41	50	95%				---
Co	48.21	50	96%				---
Cr	48.52	50	97%				---
Mn	48.62	50	97%				---
Ni	45.02	50	90%				---
Pb	49.59	50	99%				---
Sb	49.26	50	99%				---
Se	43.95	50	88%				---

Triangle Laboratories, Inc.
801 Capitola Drive * Durham, NC 27713
Tele: (919) 544-5729 * Fax: (919) 544-5491

Printed: 23-Sep-98 at 04:00 PM

134

Client: Pacific Environmental Services
Project Number: 46705A

Sample Report

Date Received:	September 15, 1998
Date Prepared:	September 22, 1998
Date Analyzed:	September 22, 1998
DATA FILE:	AB936
Matrix:	SOLID

ANALYTE:	Hg
ug/L RDL:	0.2
Analysis Method:	7471
Instrument:	P E Zeeman 5100
Spike Conc. (ug/L)	5

CVAA ANALYTE SUMMARY REPORT

Client Sample ID	TLI SAMPID	ug/L CONC	ml MPV	gram wt. USED	DIL FACTOR	mg/Kg RESULT	Avg. RESULT	RPD	%REC
AC1B	218-12-1	-0.018	100	0.630	1	< 0.032	--	--	--
AC1B D	218-12-1 D	0.010	100	0.630	1	< 0.032	< 0.032	--	--
AC2B	218-12-2	-0.028	100	0.647	1	< 0.031	--	--	--
AC2B D	218-12-2 D	-0.041	100	0.649	1	< 0.031	< 0.031	--	--
RAP2B/AC	218-12-3	-0.034	100	0.680	1	< 0.029	--	--	--
RAP2B/AC D	218-12-3 D	-0.028	100	0.674	1	< 0.030	< 0.030	--	--
AC3B	218-12-5	-0.013	100	0.611	1	< 0.033	--	--	--
AC3B D	218-12-5 D	-0.005	100	0.613	1	< 0.033	< 0.033	--	--
RAP3M2/AC	218-12-6	-0.049	100	0.655	1	< 0.031	--	--	--
RAP3M2/AC D	218-12-6 D	-0.044	100	0.653	1	< 0.031	< 0.031	--	--
AC4B	218-12-8	-0.018	100	0.654	1	< 0.031	--	--	--
AC4B D	218-12-8 D	-0.034	100	0.649	1	< 0.031	< 0.031	--	--
RAP5B/AC	218-12-9	-0.039	100	0.654	1	< 0.031	--	--	--
RAP5B/AC D	218-12-9 D	-0.052	100	0.649	1	< 0.031	< 0.031	--	--
RAP2B/AC MS	218-12-3 MS	3.915	100	0.603	1	0.649	--	--	78%
RAP2B/AC MSD	218-12-3 MSD	4.330	100	0.610	1	0.710	--	8.92%	87%
RAP2B/AC MS	True Spike MS	5	100	0.603	1	0.829	--	--	--
RAP2B/AC MSD	True Spike MSD	5	100	0.610	1	0.820	--	--	--
Method Blank	46705A MB	0.041	--	--	--	--	--	--	--
Method Blank D	46705A MBD	-0.003	--	--	--	--	--	--	--
LCS	46705A LCS	4.384	--	--	--	--	--	--	88%
LCSD	46705A LCSD	4.219	--	--	--	--	--	--	84%

Triangle Laboratories, Inc.

135

TRIANGLE LABS

SAMPLE DATA

Triangle Laboratories, Inc.
801 Capitola Drive
Durham, NC 27713-4411
919-544-5729
P.O. Box 13485
Research Triangle Park, NC 27709
Fax # 919-544-5491

136

PACIFIC ENVIRONMENTAL SERVICES, INC.

Central Park West
5001 South Miami Boulevard, P.O. Box 12077
Research Triangle Park, North Carolina 27709-2077
(919) 941-0333 FAX: (919) 941-0234

COPY

32

Sample Chain Of Custody Record

PLANT: US EPA HOT MIX ASPHALT PLANT C RECOVERY PERSON: J. Swift	PROJECT NO.: S508.001 SAMPLERS: N/A

Sample ID	Sample Name	No. of Cont.	Analytical Request	Comments
AC1B	Liquid AC, Run 1 Begin	1	Metals* using 7000 series (SW-846)	* 11-Sb, As, Be, Cd, Cr, Pb, Mn, Ni, Se, Co,& Hg
AC2B	Liquid AC, Run 2 Begin	1	Metals* using 7000 series (SW-846)	* 11-Sb, As, Be, Cd, Cr, Pb, Mn, Ni, Se, Co,& Hg
RAP2B/AC	Recycled Asph, Run 2 Begin (Asphalt Cement)	1	Metals* using 6010/7000 series (SW-846)	* 11-Sb, As, Be, Cd, Cr, Pb, Mn, Ni, Se, Co,& Hg
RAP2B/AGG	Recycled Asph, Run 2 Begin (Aggregate)	1	Metals* using 6010/7000 series (SW-846)	* 11-Sb, As, Be, Cd, Cr, Pb, Mn, Ni, Se, Co,& Hg
AC3B	Liquid AC, Run 3 Begin	1	Metals* using 7000 series (SW-846)	* 11-Sb, As, Be, Cd, Cr, Pb, Mn, Ni, Se, Co,& Hg
RAP3M2/AC	Recycled Asph Run 3 Middle (Asphalt Cement)	1	Metals* using 6010/7000 series (SW-846)	* 11-Sb, As, Be, Cd, Cr, Pb, Mn, Ni, Se, Co,& Hg
RAP3M2/AGG	Recycled Asph Run 3 Middle (Aggregate)	1	Metals* using 6010/7000 series (SW-846)	* 11-Sb, As, Be, Cd, Cr, Pb, Mn, Ni, Se, Co,& Hg
AC4B	Liquid AC, Run 4 Begin	1	Metals* using 7000 series (SW-846)	* 11-Sb, As, Be, Cd, Cr, Pb, Mn, Ni, Se, Co,& Hg
RAP5B/AC	Recycled Asph, Run 5 Begin (Asphalt Cement)	1	Metals* using 6010/7000 series (SW-846)	* 11-Sb, As, Be, Cd, Cr, Pb, Mn, Ni, Se, Co,& Hg
RAP5B/AGG	Recycled Asph, Run 5 Begin (Aggregate)	1	Metals* using 6010/7000 series (SW-846)	* 11-Sb, As, Be, Cd, Cr, Pb, Mn, Ni, Se, Co,& Hg

Relinquished by: MARSHALL CANNON	Date Time	Received by:
Relinquished by:	Date Time	Received for Lab by: [illegible] 9-15-98 5:00 pm

Quote# 0711070083

137

TRIANGLE LABORATORIES, INC. -- LOG IN RECORD/CHAIN OF CUSTODY

Custody Seal : Absent
Chain of Custody : Present
Sample Tags : Absent
Sample Tag Numbers: Not Listed on Chain of Custody
SMO Forms : N/A

Sample Seals: Absent
Container...: Intact

COPY

TLI Project Number 46705
Client: PES03 - Pacific Environmental Services

Book 218

Date Received 09/15/98 By A. Kendall Date

Page 12

Box NO COOLANT Temp 25.0 C

Carrier and Number MARSHALL CANNON

TLI Number.. mR/H:CPM.	Client Sample ID..... Client COC ID.....*	Matrix Location.....	To LAB Date/Init	To STORAGE Date/Init	To LAB Date/Init	To STORAGE Date/Init	To LAB Date/Init	To STORAGE Date/Init	To LAB Date/Init	To STORAGE Date/Init	DISPOSED Date/Init
218-12-1	AC1B AC1B	LIQUID AC METALS LAB									
218-12-2	AC2B AC2B	LIQUID AC METALS LAB									
218-12-3	RAP2B/AC RAP2B/AC	ASPH. CEMENT METALS LAB									
218-12-4	RAP2B/AGG RAP2B/AGG	AGGREGATE METALS LAB									
218-12-5	AC3B AC3B	LIQUID AC METALS LAB									
218-12-6	RAP3M2/AC RAP3M2/AC	ASPH.CEMENT METALS LAB									
218-12-7	RAP3M2/AGG RAP3M2/AGG	AGGREGATE METALS LAB									
218-12-8	AC4B AC4B	LIQUID AC METALS LAB									
218-12-9	RAP5B/AC RAP5B/AC	ASPH. CEMENT METALS LAB									
218-12-10	~~AGB1~~ RAP5B/AGG RAP5B/AGG	AGGREGATE METALS LAB									

AC 9-16-98

Receiving Remarks: SAMPLES REC'D IN BOX - NO COOLANT

Archive Remarks:

33

138

TRIANGLE LABORATORIES, INC.

Sample Preparation Tracking & Management Form

ct: 46705A

Client: Pacific Environmental Services (PES03)

Sample Information

d: 3050-A

Extraction Date: 9/21/98

nt/Acids(): HNO3/H2O2/HCL

Lot: 118010 | 4171 20 TLI DDP 1N0 141 resin 3 was used for digestion

TLI SAMPLE ID / CLIENT SAMPLE ID	Sample Wgt g / Vol ml (9/21/98)	Final Volume ml							
TLI Blank / TLI Blank	N/A	100							
218-12-1 / AC1B	0.609								
218-12-2 / AC2B	0.514								
218-12-5 / AC3B	.504								
218-12-8 / AC4B	.528 ~~.532~~								
218-12-3 / RAP2B/AC	0.576								
218-12-6 / RAP3M2/AC	0.644								
218-12-9 / RAP5B/AC	.532								
LCS / LAB CONTROL SPIKE	N/A	100							
218-12-1 D / AC1B DUPLICATE	0.647								
218-12-3 MS / AC3B MATRIX SPIKE	0.534								
218-12-3 MSD / AC3B MATRIX SPIKE DUP.	0.552								

ments: See ASL-1 Spike Log p. 105
10 mls of 1:1 HNO3, 10 mls of conc. HNO3, 12 mls of DI H2O, 3 mls of 30% H2O2 and 5 mls of conc. HCL was used for digestion.

REV 07/26/93 (PSTMF 7)

139

INORGANICS SPIKE LOG

DATE	PROJECT # SAMPLE IDs	ANALYTE	ORIGINAL STANDARD #	ORIGINAL STANDARD CONC. (PPM)	SPIKE SAMPLE (µL) / FINAL VOLUME (mL)	SPIKE SAMPLE (PPB)	INITIALS	WITNESS
9-16-98	46705B-LCS	*	3-62-1	*	1000/100	*	LDJ	BLB 9/16
	218-12-10 MS						9-16-98	
	218-12-10 MS						LDJ	BLB 9/16
9-21-98	46682 LCS	*	3-62-1	*	1000/100	*	CK	DSE
		P	3-65-2	1000	1000/100	100	CK 9-21-98	DSE 9/21/98
9/21/98	46705A LCS	*	3-62-1	*	1000/100	*	DSE	BLB
	218-12-3 MS							
	218-12-3 MSD						DSE 9/21/98	BLB 9/21/98

140

* SEE SPIKE LOG

Project # 46705A

EXP date	Element	Spiking Standard Preparation: Standard ID	Orig. Std. (ppm)	Spike(uL) Fvol(100mL)	conc (ppm)	SPIKING from Spiking Standard: Spike(uL) FVol(100ml)	conc (ppb)	combined total
6/1/99	Ag	3-54-7	100	5000	5	1000	50	
6/1/99	Ag	3-60-8	100	5000	5	1000	50	
6/1/99	Al	3-54-7	100	5000	5	1000	50	
6/1/99	Al	3-60-6	10000	950	95	1000	950	1000
6/1/99	B	3-54-7	100	5000	5	1000	50	
6/1/99	Ba	3-54-7	100	5000	5	1000	50	
6/1/99	Be	3-60-8	100	5000	5	1000	50	
6/1/99	Ca	3-60-8	100	5000	5	1000	50	
6/1/99	Ca	3-60-10	10000	950	95	1000	950	1000
6/1/99	Cd	3-60-8	100	5000	5	1000	50	
6/1/99	Co	3-60-8	100	5000	5	1000	50	
6/1/99	Cr	3-60-8	100	5000	5	1000	50	
6/1/99	Cu	3-60-8	100	5000	5	1000	50	
6/1/99	Fe	3-60-8	100	5000	5	1000	50	
6/1/99	Fe	3-60-9	10000	950	95	1000	950	1000
6/1/99	K	3-54-7	1000	5000	50	1000	500	
4/1/99	K	3-45-5	10000	1500	150	1000	1500	2000
6/1/99	Mg	3-60-8	100	5000	5	1000	50	
6/1/99	Mg	3-60-5	10000	950	95	1000	950	1000
6/1/99	Mn	3-60-8	100	5000	5	1000	50	
6/1/99	Mo	3-60-8	100	5000	5	1000	50	
6/1/99	Na	3-54-7	100	5000	5	1000	50	
6/1/99	Na	3-60-3	10000	1950	195	1000	1950	2000
6/1/99	Ni	3-60-8	100	5000	5	1000	50	
6/1/99	Pb	3-60-8	100	5000	5	1000	50	
6/1/99	Sb	3-60-8	100	5000	5	1000	50	
6/1/99	Se	3-60-8	100	5000	5	1000	50	
6/1/99	Ti	3-60-8	100	5000	5	1000	50	
6/1/99	Tl	3-60-8	100	5000	5	1000	50	
6/1/99	V	3-60-8	100	5000	5	1000	50	
6/1/99	Zn	3-60-8	100	5000	5	1000	50	
6/1/99	Zn	3-60-7	1000	1500	15	1000	150	200

1000uL of the Spiking Standard gives the listed conc. of the above elements.

**Spike seperately

Element	Orig Std (ppm)	Spike(uL) Fvol(100m	conc (ppb)
Au	1000	140	1400
Ce	1000	30	300
Li	1000	70	700
P	1000	100	1000
Pd	1000	160	1600
Pt	1000	300	3000
S	1000	350	3500
Si	10000	50	5000
Sn	1000	20	200
Sr	1000	5	50

Spiking Standard 3-62-1

EXP: 10/28/98

Spiked by:

Predigestion- D. Streeter-Edwards 9/21/98

Postdigestion-

141

36

TRIANGLE LABORATORIES, INC.
Transfer Chain-of-Custody Form
Project 46705-A

Transfer From: IWL To: IA I

	Initials..	Date.....	Time...
Released by:	MGA	9/23/98	12:30
Accepted by:	MGA	9/23/98	12:35

MILES.ID.....		TLI_No.....	Cust.Id.....
46705-A	-000	TLI Blank	TLI Blank
46705-A	-001	218-12-1	AC1B
46705-A	-002	218-12-2	AC2B
46705-A	-003	218-12-5	AC3B
46705-A	-004	218-12-8	AC4B
46705-A	-005	218-12-3	RAP2B/AC
46705-A	-006	218-12-6	RAP3M2/AC
46705-A	-007	218-12-9	RAP5B/AC
46705-A	-008	LCS	LAB CONTROL SPIKE
46705-A	-009	218-12-1 D	AC1B DUPLICATE
46705-A	-010	218-12-3 MS	AC3B MATRIX SPIKE
46705-A	-011	218-12-3 MSD	AC3B MATRIX SPIKE DUP.

XfrCOC (Rev 11/01/94)

Additional comments or instructions:

142

* SEE SPIKE LOG

Project # 4605A

EXP date	Element	Spiking Standard Preparation: Standard ID	Orig. Std. (ppm)	Spike(uL) FVol(100mL)	conc (ppm)	SPIKING from Spiking Standard: Spike(uL) FVol(100ml)	conc (ppb)	combined total
6/1/99	Ag	3-54-7	100	5000	5	1000	50	
6/1/99	Ag	3-60-8	100	5000	5	1000	50	
6/1/99	Al	3-54-7	100	5000	5	1000	50	
6/1/99	Al	3-60-6	10000	950	95	1000	950	1000
6/1/99	B	3-54-7	100	5000	5	1000	50	
6/1/99	Ba	3-54-7	100	5000	5	1000	50	
6/1/99	Be	3-60-8	100	5000	5	1000	50	
6/1/99	Ca	3-60-8	100	5000	5	1000	50	
6/1/99	Ca	3-60-10	10000	950	95	1000	950	1000
6/1/99	Cd	3-60-8	100	5000	5	1000	50	
6/1/99	Co	3-60-8	100	5000	5	1000	50	
6/1/99	Cr	3-60-8	100	5000	5	1000	50	
6/1/99	Cu	3-60-8	100	5000	5	1000	50	
6/1/99	Fe	3-60-8	100	5000	5	1000	50	
6/1/99	Fe	3-60-9	10000	950	95	1000	950	1000
6/1/99	K	3-54-7	1000	5000	50	1000	500	
4/1/99	K	3-45-5	10000	1500	150	1000	1500	2000
6/1/99	Mg	3-60-8	100	5000	5	1000	50	
6/1/99	Mg	3-60-5	10000	950	95	1000	950	1000
6/1/99	Mn	3-60-8	100	5000	5	1000	50	
6/1/99	Mo	3-60-8	100	5000	5	1000	50	
6/1/99	Na	3-54-7	100	5000	5	1000	50	
6/1/99	Na	3-60-9	10000	1950	195	1000	1950	2000
6/1/99	Ni	3-60-8	100	5000	5	1000	50	
6/1/99	Pb	3-60-8	100	5000	5	1000	50	
6/1/99	Sb	3-60-8	100	5000	5	1000	50	
6/1/99	Se	3-60-8	100	5000	5	1000	50	
6/1/99	Ti	3-60-8	100	5000	5	1000	50	
6/1/99	Tl	3-60-8	100	5000	5	1000	50	
6/1/99	V	3-60-8	100	5000	5	1000	50	
6/1/99	Zn	3-60-8	100	5000	5	1000	50	
6/1/99	Zn	3-60-7	1000	1500	15	1000	150	200

1000uL of the Spiking Standard gives the listed conc. of the above elements.

**Spike seperately

Element	Orig Std (ppm)	Spike(uL) Fvol(100m	conc (ppb)
Au	1000	140	1400
Ce	1000	30	300
Li	1000	70	700
P	1000	100	1000
Pd	1000	160	1600
Pt	1000	300	3000
S	1000	350	3500
Si	10000	50	5000
Sn	1000	20	200
Sr	1000	5	50

Spiking Standard 3-62-2

EXP: 10/28/98

Spiked by:

Predigestion-

Postdigestion- MLA 9/23/98

143

Date	Project # & Sample ID	Analyte	Std ID	Std conc ppm	Spike vol / sample vol mL/mL	Spike conc ppb	Initials	Witness
8/2/98	46220A 213-23-21 PDS	+ SC	3-62-2 3-028-7	+ 100	100/10 10/10	+ 100	MCH MCH	MCH MCH
8/5/98	46346B 214-504 PDS	+	3-62-2	+	100/10	+	MCH	MCH
8/5/98	46315 214-19-1 APDS	+	3-62-2	+	100/10	+	MH	MCH
8/5/98	46257 213-60-2 PDS	+	3-62-2	+	100/10	+	MCH	MCH
8/6/98	46190 A 212-92-1 MCC PDS	+ P	3-62-2 3-028-7	+ 100	100/10 100/10	+ 1000	FWP	FWP
8/11/98	46319 215-3-1 MCC PDS	+	3-62-2	+	100/10	+	MCH	MCH
8/17/98	46427A 215-31-3 PDS	+	3-62-2	+	100/10	+	MCH	MCH
8/17/98	46427B 215-31-6 PDS	+	3-62-2	+	100/10	+	MCH	MCH
8/18/98	46419A 215-23-1 ABCD PDS	+	3-62-2	+	100/10	+	MCH	MCH
8/19/98	46363B 214-67-3 MCC PDS	+ P	3-62-2 3-028-7	+ 100	100/10 100/10	+ 1000	MCH MCH	MCH MCH
8/20/98	46394A 214-97-1 MCC PDS	+	3-62-2	+	100/10	+	MCH	MCH
8/20/98	46459 215-93-1 MCC PDS	+	3-62-2	+	100/10	+	MCH	MCH
8/20/98	46348 214-52-12 PDS	+	3-62-2	+	100/10	+	MCH	MCH
8/20/98	46473 215-77-2 PDS	+	3-62-2	+	100/10	+	MCH	MCH
8/23/98	46432B 215-36-2 PDS	+	3-62-2	+	100/10	+	MCH	MCH
8/24/98	46520 216-25-34 PDS	+ P	3-62-2 3-028-7	+ 100	100/10 100/10	+ 1000	DKH	MCH
8/26/98	46496 216-1-ABCD PDS	+	3-62-2	+	100/10	+	MCH	MCH
8/27/98	46513 216-81-1 PDS	+	3-62-2	+	100/10	+	MCH	MCH
9/2/98	46552B 216-27-1 ABCD PDS	+	3-62-2	+	100/10	+	MCH	MCH
9/13/98	46574B 216-79-23 21.21 PDS 216-78-17.A PDS	+	3-62-2	+	100/10	+	MCH	MCH
9/13/98	46587A 216-92-23 24.15 PDS 216-92-25.26 PDS	+	3-62-2	+	100/10	+	MCH	MCH
9/14/98	46629 217-35-1 ABCD PDS	+	3-62-2	+	100/10	+	MCH	MCH
9/15/98	46507B 216-12-1 PDS 216-12-4 PDS	+	3-62-2	+	100/10	+	MCH	MCH
9/20/98	46605B 218-12-10 PDS	+	3-62-2	+	100/10	+	MCH	MCH
9/21/98	46682 217-88-19.17.1.4 PDS	+ P	3-62-2 3-68-2B	+ 100	100/10 100/10	+ 1000	MCH	MCH
9/23/98	46705A 218-12-3 PDS	+	3-62-2	+	100/10	+	MCH	MCH

88

	Sample name	File	Method	Date	Time	GSID	Type	Mode
	STD1-BLANK	92398	TRIANGLE	09/23/98	11:36		A	IR
1	STD3	92398	TRIANGLE	09/23/98	11:30		A	IR
3	STD3	92398	TRIANGLE	09/23/98	12:05	DAM	Q	CONC
4	CHECK LO	92398	TRIANGLE	09/23/98	12:10	DAM	Q	CONC
6	IDV/CCV	92398	TRIANGLE	09/23/98	12:14	DAM	Q	CONC
6	ICB.CCB	92398	TRIANGLE	09/23/98	12:22	DAM	Q	CONC
7	ICSAB	92398	TRIANGLE	09/23/98	12:27	DAM	Q	CONC
8	46703A MB	92398	TRIANGLE	09/23/98	12:50	DAM	S	CONC
9	46703A LCS	92398	TRIANGLE	09/23/98	12:55	DAM	S	CONC
0	218-12-1	92398	TRIANGLE	09/23/98	13:59	DAM	S	CONC
1	218-12-1 D	92398	TRIANGLE	09/23/98	13:04	DAM	S	CONC
2	218-12-2	92398	TRIANGLE	09/23/98	13:09	DAM	S	CONC
3	218-12-3	92398	TRIANGLE	09/23/98	[illegible]	DAM	S	CONC
4	218-12-3 MS	92398	TRIANGLE	09/23/98	13:18	DAM	S	CONC
5	218-12-3 MSD	92398	TRIANGLE	09/23/98	13:23	DAM	S	CONC
6	218-12-3 PDS	92398	TRIANGLE	09/23/98	13:27	DAM	S	CONC
7	218-12-3 S	92398	TRIANGLE	09/23/98	13:32	DAM	S	CONC
8	[illegible]	[illegible]	[illegible]	[illegible]	[illegible]	[illegible]	[illegible]	[illegible]
9	218-12-4	92398	TRIANGLE	09/23/98	13:48	DAM	S	CONC
0	218-12-5	92398	TRIANGLE	09/23/98	[illegible]	DAM	S	CONC
1	218-12-6	92398	TRIANGLE	09/23/98	[illegible]	DAM	S	CONC
2	218-12-7	92398	TRIANGLE	09/23/98	[illegible]	DAM	S	CONC
3	218-12-8	92398	TRIANGLE	09/23/98	[illegible]	DAM	S	CONC
4	218-12-9	92398	TRIANGLE	09/23/98	[illegible]	DAM	S	CONC
5	218-12-10	92398	TRIANGLE	09/23/98	[illegible]	DAM	S	CONC
6	218-12-11	92398	TRIANGLE	09/23/98	[illegible]	DAM	S	CONC
7	218-12-12	92398	TRIANGLE	09/23/98	[illegible]	DAM	S	CONC

Pb > ROL. Please consider elevated ROL for this element. BKA 9/23/98

Cup empty. BKA 9/23/98

145

TRIANGLE LABORATORIES, INC.

Sample Preparation Tracking & Management Form

Project: 46705A

Client: Pacific Environmental Services (PES03)

Sample Information

Method: 7470 Hg

Solvent/Acids(): HNO3/HCL

Extraction Date: 9/22/98

Lot: 180/0 147/120

9/22/98

Sample Number	TLI SAMPLE ID / CLIENT SAMPLE ID	Sample Wgt g / Vol ml	Final Volume ml			Duplicate Weight (g)	Triplicate Weight (g)	Total Weight (g)			
00	TLI Blank / MBD / TLI Blank	N/A	100/100								
01	218-12-1 / AC1B	.210				.210	.210	.630			
02	218-12-2 / AC2B	.215				.216	.216	.647			
		.215				.217	.217	.649			
03	218-12-5 / AC3B	.204				.204	.203	.611			
		.204				.205	.204	.613			
004	218-12-8 / AC4B	.218				.218	.218	.654			
		.216				.217	.216	.649			
005	218-12-3 / RAP2B/AC	.227				.228	.225	.680			
		.225				.225	.224	.674			
006	218-12-6 / RAP3M2/AC	.218				.219	.218	.655			
	218-12-6D	.218				.217	.218	.653			
007	218-12-9 / RAP5B/AC	.218				.218	.218	.654			
		.216				.216	.217	.649			
008	LCS / LCSD / LAB CONTROL SPIKE	N/A	100/100								
009	218-12-1 D / AC1B DUPLICATE	.210				.210	.210	.630			
010	218-12-3 MS / AC3B MATRIX SPIKE	.201				.201	.201	.603			
011	218-12-3 MSD / AC3B MATRIX SPIKE DUP.	.204				.203	.203	.610			

Comments: See HGSL-1, Spike log, 92

A 3:1 mixture of HCL/HNO3 was used for digestion

146

REV 07/26/93 (PSTMF 7)

MERCURY SPIKE LOG

Hg

E	PROJECT # SAMPLE IDs	ORIGINAL SPIKE CONC. (Hg)	STANDARD # WORKING STANDARD PREPARED FROM	SPIKE AMOUNT (mL)	SPIKE SAMPLE (PPB)	INITIALS	WITNESS
98	46705B LCS LCSD	0.1ppm	3-20-7	5	5	DSE	BJB
2up	218-12-4 MS 218-12-4 MSD	↓		↓	↓	↓	↓
	46705A LCS LCSD						
	218-12-3 MS 218-12-3 MSD	↓		↓	↓	DSE 9/20/96	BJB 9/20/96
98	46682 LCS LCSD	0.1ppm	3-20-7	5	5	CF	DSE
	217-88-4 MS 217-88-4 MSD	↓	↓	↓	↓	↓	↓
	217-88-3 MS 217-88-3 MSD	↓	↓	↓	↓	CF 9/20/96	DSE 9/20/96

147

Table [illegible] Autosampler Type [illegible]
Sample Positions [illegible] QC Positions [illegible] Data [illegible]
Rinse Station location is rack [illegible] pos [illegible]

--- Racks ---

Rack #	Type	Usage	#Pos left	Analysis/Pos
[illegible]	[illegible] Rack	[illegible]	[illegible]	[illegible]
2	Sample 10mL	Samples	[illegible]	[illegible]
3	Sample [illegible]	Samples	[illegible]	[illegible]
4	Sample [illegible]	Samples	[illegible]	[illegible]
5	Sample [illegible]	Samples	[illegible]	[illegible]

--- Sample Sets ---

Set#	Type	Preparation	Description	Method	#Pos	Rack#	Start Pos
[illegible]	[illegible]	[illegible]	[illegible]	[illegible]	[illegible]	[illegible]	[illegible]

-- Preparation Info ---

Set#	Volume	Volume Left	Final	Initial
[illegible]	[illegible]	[illegible]	[illegible]	[illegible]

Rack #1

Pos	Row	Col	Sample name	Set #	Used	Type
[illegible]	[illegible]	[illegible]	[illegible]	[illegible]	[illegible]	[illegible]
[illegible]	[illegible]	[illegible]	[illegible]	[illegible]	[illegible]	[illegible] 1-82-5P
[illegible]	[illegible]	[illegible]	[illegible]	[illegible]	[illegible]	[illegible]
[illegible]	[illegible]	[illegible]	[illegible]	[illegible]	[illegible]	[illegible] 1-82-7P
[illegible]	[illegible]	[illegible]	[illegible]	[illegible]	[illegible]	[illegible]
[illegible]	[illegible]	[illegible]	[illegible]	[illegible]	[illegible]	[illegible] 1-82-6P
[illegible]	[illegible]	[illegible]	[illegible]	[illegible]	[illegible]	[illegible]
[illegible]

Rack [illegible]

Pos	Row	Col	Sample name	Set #	#Used	Type
1	1	1	[illegible]	1	-NA-	Sample
2	1	2	[illegible]	1	-NA-	Sample
3	1	3	218-12-1	1	-NA-	Sample
4	1	4	218-12-1 D	1	-NA-	Sample
5	1	5	218-12-2	1	-NA-	Sample
6	1	6	218-12-3	1	-NA-	Sample
7	1	7	218-12-3 MS	1	-NA-	Sample
8	1	8	218-12-3 MSD	1	-NA-	Sample
9	1	9	218-12-3 PDS	1	-NA-	Sample
10	1	10	218-12-3 [illegible]	1	-NA-	Sample
11	1	11	218-12-5	1	-NA-	Sample
12	1	12	218-12-6	1	-NA-	Sample
13	2	1	218-12-5	1	-NA-	Sample
14	2	2	218-12-[illegible]	1	-NA-	Sample
[illegible]

rmkt 9/23/98

Method: TRIAXOLI Sample name: STD1-BLANK Operator:
Run Time: 09/10/98 11:50 Filename: P2098
Scan IR Type: A Corr. Factor: 1.00000
Std ID: Cust. Smpl. ID: Cust. ID:

Name	Ag3120	Al1082	As1891	B_2496	Ba4554	Be3130
Units	Count	Count	Count	Count	Count	Count
Avg	.00003	.10874	-.00177	.01069	.00014	.00042
Dev	.00003	.0001	.00013	.00091	0	0
RSD	102.990	1.12771	7.188	8.57748	5.59032	1.60315

Name	Ca3179	Cd2144	Co4286	Cr2286	Cu2824	Fe2714
Units	Count	Count	Count	Count	Count	Count
Avg	0	-.00003	-.00006	-.00016	-.00002	.00135
Dev	.00001	.00013	.00014	.00001	0	.00001
RSD	79.1110	38.8944	117.04	8.18633	10.9449	.79096

Name	Pb2170	K_766	Li670	Mg2790	Mn2576	Mo2020
Units	Count	Count	Count	Count	Count	Count
Avg	.00006	1.36070	.04799	.00013	.0001	.00009
Dev	.00002	.07512	.00030	.0001	0	.00002
RSD	40.7797	1.12648	[illegible]	[illegible]	3.35149	23.9494

Name	Na3302	Ni2316	P_1149	Pb2203	Sb2068	Se1960
Units	Count	Count	Count	Count	Count	Count
Avg	.00409	-.00132	-.00145	.0012	-.00008	.00046
Dev	.00070	.00018	.00017	.0002	.00012	.00012
RSD	11.1112	13.918	8.31455	11.0960	149.711	25.7691

Name	Sr4607	Sr4607	Sn1899	Ti 842.3	Tl1908	Tl1908
Units	Count	Count	Count	Count	Count	Count
Avg	-.02148	.00407	-.00375	.00014	.00012	-.00002
Dev	.00006	.00003	.0001	.00001	.00007	.00003
RSD	3.17772	3.82449	12.800	3.47731	54.0.09	3.92963

Name	V_2924	Zn2062	Zr1384
Units	Count	Count	Count
Avg	-.00002	.00014	[illegible]
Dev	0	.00003	.0174
RSD	1.16133	73.4837	6.1917

149

Method: TRIANGLE Sample Name: 5703 Operator:
Run Time: 09/23/98 12:00 Filename: 92398
Mode: IR Type: A Corr. Factor: 1.00000
Lab ID.. Cust. Smpl. ID.. Cust. ID..

Elems	Ag3250	Al3082	As1890	B_2496	Ba4934	Be3130
Units	count	count	count	count	count	count
Avge	.39409	.02017	.11880	.12570	.19961	.03560
Sdev	.00117	.00028	.00035	.0002	.00145	.00198
%RSD	.2992	1.41027	.33330	.16408	.91243	.8437

Elems	Cd2173	Co2286	Cr4188	Cu2246	Fe2607	Li3247
Units	count	count	count	count	count	count
Avge	.01766	.02477	[illegible]	[illegible]	[illegible]	[illegible]
Sdev	.00023	[illegible]	.00013	.00081	.00117	.00132
%RSD	[illegible]	[illegible]	[illegible]	[illegible]	[illegible]	[illegible]

Elems	Pb2614	[illegible]	[illegible]	[illegible]	[illegible]	[illegible]
Units	count	count	[illegible]	[illegible]	[illegible]	count
Avge	.00034	[illegible]	[illegible]	[illegible]	[illegible]	[illegible]
Sdev	[illegible]	[illegible]	[illegible]	[illegible]	[illegible]	[illegible]
%RSD	[illegible]	[illegible]	[illegible]	[illegible]	[illegible]	[illegible]

Elems	Mn2933	Mo2020	[illegible]	[illegible]	[illegible]	[illegible]
Units	count	count	count	count	count	count
Avge	.18015	.34109	.00001	[illegible]	.10237	[illegible]
Sdev	.01109	.00181	.00019	.00070	.00083	.00070
%RSD	3.95600	.53085	.89002	.52167	.8164[illegible]	.38[illegible]

Elems	Ni3600	Pb4062	Sn1899	Sr4215	Ti3349	Tl1908
Units	count	count	count	count	count	count
Avge	.49731	.34712	.18740	.75400	.98542	[illegible]
Sdev	.00212	[illegible]	[illegible]	[illegible]	[illegible]	[illegible]
%RSD	.4274	[illegible]	.74758	[illegible]	.02601	[illegible]

Elems	V_2924	Zn2062	[illegible]	[illegible]	[illegible]
Units	[illegible]	[illegible]	[illegible]		
Avge	[illegible]	[illegible]	[illegible]		
Sdev	.00013	.00100	[illegible]		
%RSD	.07955	1.97671	.03334		

150

[illegible]: [illegible] Sample Name: STD Use Acq: DKP
[illegible] Time: 09/23/98 12:03 Filename: [illegible]
[illegible]: 0000 Type: Q Conv. Factor: 1.00000
[illegible] ID: Cust. Smpl. ID: Cust. ID: 4o703A

[illegible]	Ag3280	Al3082	As1890	B_1496	Ba4934	Be3130
[illegible]	000	000	000	000	000	000
[illegible]	990.7	971.0	990.3	985.9	985.1	997.0
[illegible]	4.035	4.222	0.411	3.012	2.907	4.944
[illegible]	.4703	.9498	.0470	.3004	.3013	.4937

[illegible]	Ca3179	Cd2265	Co4160	Cr2286	Cu1077	Fe3247
[illegible]	000	000	000	000	000	000
[illegible]	1000.	1001.	993.0	1000.	1000.	990.0
[illegible]	5.127	5.040	2.796	5.052	5.330	5.037
[illegible]	.3094	.3042	.272	.3202	.3336.	.3771

[illegible]	[illegible]	[illegible]	[illegible]	Mg2790	Mn2576	Mo2020
[illegible]	000	000	000	000	000	000
[illegible]	[illegible]	9.822	[illegible]	997.3	[illegible]	[illegible]
[illegible]	[illegible]	[illegible]	[illegible]	[illegible]	[illegible]	[illegible]
[illegible]	[illegible]	[illegible]	[illegible]	[illegible]	[illegible]	[illegible]

[illegible]	Na3302	Ni2316	P_2149	Pb2203	Pd3404	Pt2066
[illegible]	000	000	000	000	000	000
[illegible]	9.356	998.6	995.1	998.2	997.9	992.6
[illegible]	[illegible]	5.755	5.066	7.373	7.377	5.762
[illegible]	.4338	.3402	.3669	.7394	.7392	.8803

[illegible]	1960-1	1960-2	Sn1899	Sr4215	Ti3349	Tl1908
[illegible]	000	000	000	000	000	000
[illegible]	997.5	973.7	995.8	981.8	991.6	1005.
[illegible]	9.714	5.057	4.142	1.922	5.347	9.364
[illegible]	.9738	.3161	.4242	.2972	.3388	.9[illegible]

[illegible]	[illegible]	[illegible]	[illegible]	[illegible]	[illegible]
[illegible]	000	000	000	000	000
[illegible]	996.0	1011.	9891.	997.9	983.7
[illegible]	4.193	5.398	5[illegible].28	7.444	[illegible].362
[illegible]	.4012	.3831	.3[illegible]	.7439	.3038

151

Method: TRIANGLE Sample Name: [illegible] Operator: DAR
Run Time: 09/23/98 12:14 Filename: 92398
Mode: OBAC Type: 4 Corr. Factor: 1.00000
Lab ID.: Cust. Smpl. ID.. Cust. ID.: 407038

Elems	Mg3260	Al3082	As1890	B_2497	Ba4934	Be3130
Units	ppb	ppb	ppb	ppb	ppb	ppb
Avge	492.3	402.6	497.1	400.3	495.3	500.3
Sdev	.4383	1.393	.6251	1.397	.0683	.3522
%RSD	.0891	.3015	.1258	.3426	.0138	.0704

Elems	Ca3179	Cd2108	Co4184	Cr2236	Cu2077	Fe3247
Units	ppb	ppb	ppb	ppb	ppb	ppb
Avge	508.1	500.3	493.6	505.4	500.4	487.6
Sdev	.5277	.4907	1.383	.3307	.3833	.1921
%RSD	.1043	.3981	.2778	.1101	.1134	.3607

Elems	Pb2203	K_7664	Li6707	Mg2790	Mn2576	Mo2020
Units	ppb	ppm	ppb	ppb	ppb	ppb
Avge	504.4	4.388	484.4	496.7	501.4	503.1
Sdev	4.037	.0138	.1637	.9337	.3894	.7116
%RSD	.8041	.3119	.3367	.194	.0773	.1412

Elems	Na3302	Ni2316	P_2149	[illegible]	[illegible]	Sb2068
Units	ppm	ppb	ppb	ppb	ppb	ppb
Avge	4.734	500.3	494.3	500.4	500.3	499.1
Sdev	.0386	.4301	7.111	1.178	4.038	1.744
%RSD	.8161	.0859	1.44	.2332	.8034	.3499

Elems	[illegible]	[illegible]	P52203	Se1960	Sn1899	Sr4215
Units	ppb	ppb	ppb	ppb	ppb	ppb
Avge	500.3	496.1	502.4	493.1	500.1	493.1
Sdev	1.912	1.316	1.773	1.738	1.115	1.430
%RSD	.3801	.4466	.3516	.3547	.142	.0294

Elems	[illegible]	[illegible]	[illegible]	[illegible]	[illegible]
Units	ppb	ppb	ppb	ppb	ppb
Avge	493.3	504.6	499.3	512.1	[illegible]
Sdev	.1136	3.139	.2712	.4001	3.371
%RSD	.0233	.6201	.0542	.0781	.1166

152

Prod. TRIANGLE Sample Name: 100.000 Operator: DKM
n Time: 09/20/98 12:22 Filename: 92398
de. COMC Type. G Corr. Factor: 1.00000
o ID.. Cust. Smpl. ID.. Cust. ID.. 4o705A

ems	Hg3280	H10062	H31890	8_1476	824704	883150
its	ppb	ppb	ppb	ppb	ppb	ppb
ge	.0878	-37.61	1.250	-38.05	.1e57	-.0115
ev	.221	1.312	1.147	.1789	.0857	.0541
SD	151.6	3.488	93.3	.4701	51.72	197

ems	0a3177	0d1163	0e4130	0d1130	0f1e77	0a3147
its	ppb	ppb	ppb	ppb	ppb	ppb
ge	[illegible]	[illegible]	[illegible]	[illegible]	[illegible]	[illegible]
ev	[illegible]	[illegible]	[illegible]	[illegible]	[illegible]	[illegible]
SD	[illegible]	42.27	95.37	98.14	143.1	40.31

ems	7817.4	[illegible]	[illegible]	1g1771	[illegible]	[illegible]
its	ppb	ppm	ppb	ppb	ppb	ppb
ge	[illegible]	[illegible]	[illegible]	[illegible]	[illegible]	[illegible]
ev	[illegible]	[illegible]	[illegible]	[illegible]	[illegible]	[illegible]
SD	[illegible]	[illegible]	[illegible]	[illegible]	[illegible]	[illegible]

ems	[illegible]	[illegible]	[illegible]	[illegible]	[illegible]	[illegible]
its	ppm	ppb	ppb	ppb	ppb	ppb
ge	-.0085	.5171	1.613	-1.637	1.722	[illegible]
ev	.0029	.3243	3.342	[illegible]	[illegible]	[illegible]
SD	384.1	1014	219.1	[illegible]	70.43	[illegible]

ems	19e0-1	19e0-1	Pb2200	8a1-e0	Sn1897	3.4213
its	ppb	ppb	ppb	ppb	ppb	ppb
ge	-.1300	.3307	.3041	-.0716	-.1184	.1441
ev	.8122	.4-33	.4e02	.3e-6	.7303	.0114
SD	61.07	83.9	77.1	747.3	633.6	3 [illegible]

ems	[illegible]	[illegible]	[illegible]	[illegible]	[illegible]
its	ppb	ppb	ppb	ppb	ppb
ge	[illegible]	[illegible]	[illegible]	[illegible]	[illegible]
ev	[illegible]	[illegible]	[illegible]	[illegible]	[illegible]
SD	70.35	[illegible]	32.37	30.76	3.733

153

Method: TR24HGL2 Sample Name: 100A6 Operator: DKh
Run Time: 09/23/98 12:27 Filename: 92398
Mode: CONC Type: A Corr. Factor. 1.00000
Lab ID.: Cust. Smpl. ID.: Cust. ID.: 467054

Elems	Ag3280	Al3082	As1890	B_2496	Ba4934	Be3130
Units	ppb	ppb	ppb	ppb	ppb	ppb
Avge	308.3	304000.	517.9	508.9	523.2	487.7
SDev	.3719	1115	2.72	.6802	.6609	.2754
%RSD	.0691	.2089	.5252	.1337	.1263	.0563

Elems	Ca3179	Cd2263	Co4160	Cr2236	Cu2677	Dy3247
Units	ppb	ppb	ppb	ppb	ppb	ppb
Avge	437000.	481.0	304.3	436.4	487.7	546.3
SDev	368.[illegible]	[illegible]	1.213	.7051	.2509	1.319
%RSD	.0801	.1380	.1403	.143	.0514	.2414

Elems	Fe2714	K_7664	La4797	Mg2790	Mn2576	Mo2202
Units	ppb	ppm	ppb	ppb	ppb	ppb
Avge	[illegible]	[illegible]	[illegible]	[illegible]	[illegible]	[illegible]
SDev	[illegible]	[illegible]	[illegible]	[illegible]	[illegible]	[illegible]
%RSD	[illegible]	[illegible]	[illegible]	[illegible]	[illegible]	[illegible]

Elems	Na3302	Ni2316	P_2149	Pb2203	Pd2476	Se1960
Units	ppm	ppb	ppb	ppb	ppb	ppb
Avge	3.003	461.6	6608.1	307.3	497.6	513.9
SDev	.0667	1.443	1.332	1.341	3.014	1.694
%RSD	[illegible]	.3126	.1224	.3097	.6037	.3046

Elems	Sr4215	Th2837	Pb2203	Se1960	Sn1899	Sr4215
Units	ppb	ppb	ppb	ppb	ppb	ppb
Avge	561.6	551.9	300.9	541.3	517.1	520.4
SDev	6.384	3.333	1.396	.8164	1.362	.603
%RSD	[illegible]	.6043	.3600	.1511	.4937	.1161

Elems	[illegible]	[illegible]	[illegible]	[illegible]	[illegible]
Units	ppb	ppb	ppb	ppb	ppb
Avge	[illegible]	513.3	492.3	439.3	547.1
SDev	[illegible]	3.677	1.368	.5194	1.121
%RSD	[illegible]	.7160	.2780	.1183	.2024

154

Method: TRIANGLE Sample Name: 4o705A MG Operator: DKM
Run Time: 09/23/98 12.50 Filename: 92098
Acq. COND Type: S Corr. Factor: 1.00000
Lab ID.. Cust. Smpl. ID.. Cust. ID.: 4o705A

Elems	As1890	Se3130	Cd2265	Co2286	Cr2677	Mn2576
Units	ppb	ppb	ppb	ppb	ppb	ppb
Avge	L-2.344	L-.1801	L-.3175	L-.4581	L-.3300	L.5528
Dev	1.111	.0235	.1564	.2076	.4132	.0306
RSD	39.06	12.03	50.21	45.3	125.2	5.545

Elems	Ni2316	Pb2203	Sb2068	Se1960
Units	ppb	ppb	ppb	ppb
Avge	L-3.906	2.958	L1.330	L.2248
Dev	.5374	.7391	1.47	.3104
RSD	13.76	25.15	110.3	138.0

155

Method: TRIANGLE Sample Name: 46705A LOS Operator: DKH
Run Time. 09/23/98 12:55 Filename. 92358
Mode: CONC Type: S Corr. Factor: 1.00000
Lab ID.. Cust. Smpl. ID.: Cust. ID.. 46705A

Elems	As1890	Be3130	Cd2265	Co2286	Cr2677	Mn2576
Units	ppb	ppb	ppb	ppb	ppb	ppb
Avge	42.38	47.30	47.41	48.11	42.31	48.61
Sdev	.3171	.1141	.361	.3256	.3437	.0947
%RSD	.7483	.2412	.7605	1.196	1.127	.1948

Elems	Ni2316	Pb2203	Sb2068	Se1960
Units	ppb	ppb	ppb	ppb
Avge	43.42	49.39	49.16	43.33
Sdev	.4504	1.469	1.667	.8344
%RSD	.	2.972	4.304	1.973

156

Method: TRIANGLE Sample Name: 218-12-1 Operator: Dan
Run Time: 09/23/98 12:57 Filename: 92398
Mode: CONC Type: S Corr. Factor: 1.00000
Lab ID.: Cust. Smpl. ID.: Cust. ID.: 4o703A

Elems	As1890	Se3130	Cd2265	Co2286	Cr2677	Mn2576
Units	ppb	ppb	ppb	ppb	ppb	ppb
Avge	[illegible]	[illegible]	[illegible]	[illegible]	[illegible]	[illegible]
SDev	[illegible]	[illegible]	[illegible]	[illegible]	[illegible]	[illegible]
%RSD	[illegible]	[illegible]	[illegible]	[illegible]	[illegible]	[illegible]

Elems	[illegible]	Pb2203	Sb2068	Se1960
Units	ppb	ppb	ppb	ppb
Avge	[illegible]	[illegible]	[illegible]	[illegible]
SDev	[illegible]	[illegible]	[illegible]	[illegible]
%RSD	[illegible]	[illegible]	[illegible]	[illegible]

157

Method: TRIAN011 Sample Name: 218-12-1 0 Operator: DKH
Run Time: 09/23/98 13:04 Filename: 41398
Mode: CONC Type: S Corr. Factor: 1.00000
Lab ID.: Cust. Smpl. ID.: Cust. ID.: 46705H

Elems	As1890	Se3100	Cd2263	Cd2288	Cr2677	Mn2576
Units	ppb	ppb	ppb	ppb	ppb	ppb
Avge	-1.709	-.1179	-.2057	1.6326	-.3592	1.7306
Sdev	.3091	.0198	.094	.1763	.1381	.0477
%RSD	33.35	16.75	45.7	27.87	38.45	6.524

Elems	[illegible]	Fe2263	Ni2066	Se1960
Units	ppb	ppb	ppb	ppb
Avge	-3.13	2.919	1.1482	1.9831
Sdev	.5468	.7703	.1513	.4069
%RSD	1.721	33.34	13.18	41.19

158

Method: TRIANGLE Sample Name: 218-121 Operator: DKH
Run Time: 09 23.98 10:39 Filename: 92398
Mode: 30HC Type: S Corr. Factor: 1.00000
Lab ID.. Cust. Smpl. ID.. Cust. ID.. 4b705A

Elems	As1890	Se0120	Cd2260	Co2230	Cr2677	Mn2576
Units	ppb	ppb	ppb	ppb	ppb	ppb
Avge	L-1.444	L-.1105	L-.2198	8.019	11.034	4.448
SDev	1.174	.0282	.0945	.1934	.18	.0552
%RSD	81.3	25.55	43	2.412	17.42	1.242

Elems	Ni2316	Pb1200	Sb2068	Se1960
Units	ppb	ppb	ppb	ppb
Avge	291.9	3.106	L-1.120	3.156
SDev	1.871	1.675	.9146	1.022
%RSD	.6411	53.88	45.13	19.36

159

thod: TRIANGLE Sample Name. 218-12-3 Operator. DKH
un Time: 09/23/98 13:13 Filename: 92398
ode. CONC Type: S Corr. Factor: 1.00000
ab ID.. Cust. Smpl. ID.: Cust. ID.. 4o705A

ams	As1890	Be2100	Cd2265	Co2280	Cr2677	Mn2576
its	ppb	ppb	ppb	ppb	ppb	ppb
vge	21.245	27.1000	2.2375	3.071	21.030	32.99
Dev	.0500	.0138	.226	.1717	.1214	.0140
SD	28.04	11.27	94.99	5.595	7.449	.0273

ams	Ni2316	Pb2203	Se2060	Zn2602
its	ppb	ppb	ppb	ppb
vge	234.4	31.01	2.3930	3.740
Dev	.9981	.2354	.053	.8203
SD	.4259	.8158	1.53.7	20.38

160

Method. TRIANGLE Sample Name. 216-12-1 MS Operator: DKn
Run Time: 09/23/98 13:18 Filename. 92398
Mode: CONC Type: S Corr. Factor: 1.00000
Lab ID.. Cust. Smpl. ID.: Cust. ID.: 467058

Elems	As1890	Be3130	Cd2265	Co2286	Cr2677	Mn2576
Units	ppb	ppb	ppb	ppb	ppb	ppb
Avge	45.26	45.04	45.36	49.92	48.35	95.81
SDev	1.494	.0429	.1382	.4254	.2213	.1379
%RSD	3.302	.094	.3449	.8522	.4557	.1439

Elems	Ni2316	Pb2203	Sb2068	Se1960
Units	ppb	ppb	ppb	ppb
Avge	262.[illegible]	75.09	46.22	47.13
SDev	1.229	1.223	1.455	.9573
%RSD	.4688	1.636	3.149	2.03

161

Method: TRIANGLE Sample Name: 218-12-3 MSC Operator: DKR
Run Time: 09/23/98 13:23 Filename: 92398
Mode: CONC Type: S Corr. Factor: 1.00000
Lab ID.: Cust. Smpl. ID.: Cust. ID.: 4o705A

Items	As1890	Be3130	Cd2265	Co2286	Cr2677	Mn2576
Units	ppb	ppb	ppb	ppb	ppb	ppb
Avge	43.25	46.67	46.59	47.72	48.17	59.29
Dev	1.086	.2213	.2639	.2174	.1377	.3516
RSD	2.51	.4741	.5663	.4556	.2859	.593

Items	Ni2316	Pb2203	Sb2068	Se1960
Units	ppb	ppb	ppb	ppb
Avge	54.61	53.56	47.13	45.92
Dev	.9809	.8924	1.412	.7337
RSD	1.186	1.666	2.992	1.67

162

Method: TRIANGLE Sample Name: 218-12-3 PDS Operator: DKH
Run Time: 09/20/98 13:27 Filename: 92398
Mode: CONC Type: S Corr. Factor: 1.00000
Lab ID: Cust. Smpl. ID: Cust. ID: 46705A

Elems	As1890	Se3130	Cd2265	Co2286	Cr2677	Mn2576
Units	ppb	ppb	ppb	ppb	ppb	ppb
Avge	48.71	47.49	47.88	52.03	50.65	102.0
SDev	.1753	.0486	.1306	.0845	.2102	.1234
%RSD	.3596	.1028	.2726	.1624	.415	.1209

Elems	Ni2316	Pb2203	Sb2068	Se1960
Units	ppb	ppb	ppb	ppb
Avge	284.5	78.34	48.74	46.67
SDev	.6289	.3995	1.792	.8037
%RSD	.221	.7604	3.676	1.651

163

Method: TRIANGLE Sample Name: 218-12-3 . Operator: DKH
Run Time: 09/10/98 10:02 Filename: 92398
Mode: CONC Type: S Corr. Factor: 1.00000
Lab ID.. Dust. Smpl. ID.. Dust. ID.. 467058

Items	451890	860130	842265	102256	3.1677	7n2576
Units	ppb	ppb	ppb	ppb	ppb	ppb
Avge	1.8638	1.1490	1.0542	21.178	1.3071	10.77
Dev	.3302	.0129	.18	.1043	.1047	.3276
RSD	9.19	8.87	321.9	8.747	42.49	.2558

Items	4.2216	782112	302968	261960
Units	ppb	ppb	ppb	ppb
Avge	47.38	8.109	1.1846	21.116
Dev	.6822	.7471	.3343	.7822
RSD	1.44	12.23	337.2	70.11

164

Method: 7010HGLC Sample Name: 10W.00W Operator: DKH
Run Time: 09/23/98 1013e Filename: 92292
Mode: CONC Type: A Corr. Factor: 1.00000
Lab ID: Cust. Smpl. ID: Cust. ID: 407038

Elems	Ag3280	Al3082	As1890	B_1-70	Ba4554	Be3130
Units	ppb	ppb	ppb	ppb	ppb	ppb
Avge	167.3	4213.9	4172.9	39.27	4167.1	4164.8
Std.	270.4	591.0	270.2	303.8	223.9	237.2
%RSD	171.2	130.7	170.2	300.1	172.9	174.4

Elems	[illegible]	[illegible]	[illegible]	[illegible]	[illegible]	[illegible]
Units	[illegible]	[illegible]	[illegible]	ppb	ppb	ppb
Avge	[illegible]	[illegible]	[illegible]	[illegible]	[illegible]	[illegible]
Std.	[illegible]	[illegible]	[illegible]	200	230.8	291.6
%RSD	[illegible]	[illegible]	[illegible]	[illegible]	[illegible]	[illegible]

Elems	Ca3179	[illegible]	[illegible]	Mg2790	Mn2576	Mo2020
Units	ppb	ppb	ppb	ppb	ppb	ppb
Avge	[illegible]	[illegible]	[illegible]	[illegible]	[illegible]	[illegible]
Std.	[illegible]	[illegible]	[illegible]	[illegible]	200.8	280.4
%RSD	[illegible]	[illegible]	[illegible]	[illegible]	[illegible]	[illegible]

Elems	Na3302	Ni2316	P_1149	[illegible]	[illegible]	Pb2168
Units	ppm	ppb	ppb	ppb	ppb	ppb
Avge	1.846	[illegible]	[illegible]	100.4	103.0	[illegible]
Std.	1.603	230	164.1	287.3	280.1	287.3
%RSD	184.4	173	184.3	172.8	171.6	171.6

Elems	[illegible]	[illegible]	[illegible]	Se1960	Sn1899	[illegible]
Units	ppb	ppb	ppb	ppb	ppb	ppb
Avge	173.3	184.6	[illegible]	[illegible]	[illegible]	[illegible]
Std.	230.9	273.3	234.1	231.3	300.3	237.6
%RSD	184.3	178.6	172	175.8	170.2	172.3

Elems	[illegible]	[illegible]	[illegible]	[illegible]	[illegible]
Units	ppb	ppb	ppb	ppb	ppb
Avge	[illegible]	[illegible]	[illegible]	[illegible]	[illegible]
Std.	[illegible]	[illegible]	[illegible]	[illegible]	[illegible]
%RSD	172.3	167.2	168.7	173.1	216.8

N/A
MKA 9/23/98

165

Meth: TRIAM[illegible] Sample Name: [illegible] Operator: DKM
[illegible] Time: 09/23/98 13:48 Filename: [illegible]
[illegible]. CONC Type: Q Corr. Factor: 1.00000
[illegible] ID.: Cust. Smpl. ID.: Cust. ID.: 4o705A

[illegible]	Ag3200	Al3082	As1890	B_249o	Ba4934	Be3130
[illegible]	ppb	ppb	ppb	ppb	ppb	ppb
[illegible]	500.7	523.3	512.4	470.0	511.4	500.7
[illegible]	3.148	5.o3	3.45	3.338	2.o04	4.834
[illegible]	.o.89	1.08	.o732	.8208	.5091	.9654

[illegible]	Ca3179	Cd2265	Ce4186	Co2286	Cr2o77	Cu3247
[illegible]	ppb	ppb	ppb	ppb	ppb	ppb
[illegible]	503.2	500.8	501.4	504.2	501.9	512.9
[illegible]	o.184	3.33	3.079	4.733	4.391	2.333
[illegible]	1.229	1.104	1.013	.9787	.9743	.4349

[illegible]	Fe2714	[illegible]	Li6707	Mg2790	Mn2576	Mo2020
[illegible]	ppb	ppb	ppb	ppb	ppb	ppb
[illegible]	502.3	5.13	497.6	503.2	502.2	503.2
[illegible]	4.47	.936	2.441	2.214	4.62	3.224
[illegible]	1.377	.7132	.4936	.6324	.7151	.1133

[illegible]	Na3302	Ni2316	P_2149	Pb2203	Pd3404	Se1960
[illegible]	ppm	ppb	ppb	ppb	ppb	ppb
[illegible]	4.36	499.3	506.0	499.9	500.3	511.2
[illegible]	.1443	-.033	3.307	3.419	o.221	2.394
[illegible]	2.96	.8149	.7o82	.o82	1.204	.3o72

[illegible]	Sr4215	Ti3349	Tl2021	Zn2062	Zr1849	[illegible]
[illegible]	ppb	ppb	ppb	ppb	ppb	ppb
[illegible]	529.2	510.2	500.5	522.0	500.3	508.7
[illegible]	4.123	1.738	3.43o	2.43	3.o44	2.737
[illegible]	.7716	.3572	1.036	.4o93	1.121	.542

[illegible]	[illegible]	[illegible]	[illegible]	[illegible]	[illegible]
[illegible]	ppb	ppb	ppb	ppb	ppb
[illegible]	501.3	501.2	493.7	501.7	50[illegible]
[illegible]	3.402	o.231	3.74o	o.494	34.3
[illegible]	o.736	1.242	.7512	1.139	.7763

166

Mission: [illegible] Sample Name: 108 100 Date: [illegible]
Run Time: 09/10/96 10:37 Filename: [illegible]
Mode: 00MC Type: 4 Gain: [illegible] 1.00000
Lab ID: Sample ID: Sample ID: [illegible]

Element	Mg2281	Al3082	As1890	B_1249	Ba4554	Be3130
Unit	ppb	ppb	ppb	ppb	ppb	ppb
Avge	-0.0795	-11.13	1.151	-11.38	.0003	-.0977
Dev	.2107	1.35	.5401	.5817	.3802	.0130
%RSD	35.03	13.41	-4.36	1.292	115.4	13.39

Element	Cd2144	Co2286	Cr4289	Cu3247	Fe2607	Mn2047
Unit	ppb	ppb	ppb	ppb	ppb	ppb
Avge	.0777	.0300	.7831	.4413	-1.755	.4154
Dev	.7107	.2127	1.82	.0493	.4038	.1333
%RSD	[illegible]	[illegible]	266.9	73.77	104.1	27.01

Element	Ni2316	P_1782	Pb2203	Mg2790	Mn2576	Mo2020
Unit	ppb	ppb	ppb	ppb	ppb	ppb
Avge	-1.122	[illegible]	.0374	-1.950	-1.2227	-1.0404
Dev	4.481	.2117	.0324	4.031	.137	.037
%RSD	183.3	19.73	12.33	222.6	103.4	103.4

Element	Na3302	Ni3416	P_1782	[illegible]	[illegible]	Sb2068
Unit	ppm	ppm	ppm	ppm	ppm	ppm
Avge	-0.0030	-0.0387	4.354	-2.727	.7407	.1741
Dev	.1347	.0361	4.771	1.376	1.313	.1962
%RSD	1200.4	93.33	109.5	67.51	177.3	148.1

Element	[illegible]	[illegible]	Se2203	Si1288	Sn1899	Sr4215
Unit	ppm	ppm	ppm	ppm	ppm	ppm
Avge	.3123	-1.437	-.4141	-.7747	.4211	.0731
Dev	.1375	1.06	.1681	1.401	.3378	.0126
%RSD	30.61	140.4	40.38	181.9	80.23	24.56

Element	Ti3349	Tl1908	V_2924	Zn2062	Zr1384
Unit	ppm	ppm	ppm	ppm	ppm
Avge	[illegible]	[illegible]	-.2154	-.1494	-90.46
Dev	.0731	.7824	.3371	.1233	3.322
%RSD	333.3	19.12	162.4	82.77	3.703

Method: TRIANGLE Sample Name: 218-12-5 Operator: DKH
Run Time: 09/23/98 14:02 Filename: 92398
Mode: CONC Type: S Corr. Factor: 1.00000
Lab ID: Cust. Smpl. ID.: Cust. ID.: 46705M

Elems	As1890	Ba2130	Cd2265	Co2236	Cr2677	Mn2576
Units	ppb	ppb	ppb	ppb	ppb	ppb
Mean	L-2.233	L-.1180	L-.2864	L.1956	L-.0617	L1.017
Dev	.8009	.0162	.1951	.2879	.4094	.0432
SD	34.76	13.77	67.67	147.1	68.05	4.242

Elems	Ni231.6	Pb2200	Sb2068	Se1960
Units	ppb	ppb	ppb	ppb
Mean	16.32	1.232	L1.513	L.6009
Dev	.5624	.8716	.4976	.6703
SD	1.636	38.1	22.8	78.36

168

Method: TRIANGLE2 Sample Name: 213-12-6 Operator. DKH
Run Time. 09/23/98 14.36 Filename. 92398
Mode: CONC Type: S Corr. Factor: 1.00000
Lab ID.. Cust. Smpl. ID.: Cust. ID.. 46705A

Elems	As1890	Se3120	Cd2263	Co2238	Cr2677	Mn2576
Units	ppb	ppb	ppb	ppb	ppb	ppb
Avge	L-2.215	L-.1942	L.0404	L.0716	L-.0826	13.10
SDev	..504	.0167	.1343	.0461	.1522	.0683
%RSD	67.9	8.386	332.1	64.43	184.3	.5211

Elems	Ni3316	Pb2203	Sb2068	Se1960
Units	ppb	ppb	ppb	ppb
Avge	29.43	14.19	L.0032	L-.0752
SDev	.1363	.7172	..317	1.781
%RSD	.7264	6.417	1701	2370

169

Method: TRIANGLE Sample Name. 218-12-3 Operator: DKH
Run Time: 09/23/98 14:11 Filename. 92398
Mode: CONC Type: S Corr. Factor. 1.00000
Sample ID.: Cust. Smpl. ID.. Cust. ID.: 46705A

Elem	As1890	Ba3130	Cd2265	Co2286	Cr2677	Mn2576
Units	ppb	ppb	ppb	ppb	ppb	ppb
Mean	L-2.262	L-.2094	L-.2586	L.2084	L-.1946	L1.354
Dev	.3932	.0052	.1558	.0819	.4089	.0417
SD	17.38	2.497	60.26	39.3	209.9	3.08

Elem	Ni3164	Pb2203	Sb2068	Se1960
Units	ppb	ppb	ppb	ppb
Mean	46.94	L1.640	L.5303	L.9069
Dev	.4314	1.543	.9154	.7423
SD	.737	34.09	145.1	81.33

170

Method: TRIAHALO Sample Name: 213-12-9 Dilution: 0/0
Run Time: 09:20:50 14.1s Filename: 52098
Mode: DOWN Type: 3 Conv. Factor: 1.00000
Lab ID: Cust. Smpl. ID: Cust. ID: 40703A

Diams	48.890	68.010	102.63	00.000	1.047	4.000
Units	ppb	ppb	ppb	ppb	ppb	ppb
Avge	47.777	67.1000	67.2470	1.4200	67.010	3.607
Std.	.1700	.0043	.0516	.1302	.0760	.0009
%RSD	1.181	1.180	20.68	33.04	119.3	.7707

Diams	41.016	50.100	100.63	32.700
Units	ppb	ppb	ppb	ppb
Avge	10.70	3.070	11.454	1.0770
Std.	3.07	.4900	1.770	1.151
%RSD	4.006	5.010	122.2	104.7

171

Sample Name: [illegible]

[illegible]	[illegible]	[illegible]	[illegible]	[illegible]	[illegible]	[illegible]
[illegible]	[illegible]	[illegible]	[illegible]	[illegible]	[illegible]	[illegible]
[illegible]	[illegible]	[illegible]	[illegible]	[illegible]	[illegible]	[illegible]
[illegible]	[illegible]	[illegible]	[illegible]	[illegible]	[illegible]	[illegible]
[illegible]	[illegible]	[illegible]	[illegible]	[illegible]	[illegible]	[illegible]
[illegible]	[illegible]	[illegible]	[illegible]	[illegible]	[illegible]	[illegible]
[illegible]	[illegible]	[illegible]	[illegible]	[illegible]	[illegible]	[illegible]
[illegible]	[illegible]	[illegible]	[illegible]	[illegible]	[illegible]	[illegible]
[illegible]	[illegible]	[illegible]	[illegible]	[illegible]	[illegible]	[illegible]
[illegible]	[illegible]	[illegible]	[illegible]	[illegible]	[illegible]	[illegible]
[illegible]	[illegible]	[illegible]	[illegible]	[illegible]	[illegible]	[illegible]
[illegible]	[illegible]	[illegible]	[illegible]	[illegible]	[illegible]	[illegible]
[illegible]	[illegible]	[illegible]	[illegible]	[illegible]	[illegible]	[illegible]
[illegible]	[illegible]	[illegible]	[illegible]	[illegible]	[illegible]	[illegible]
[illegible]	[illegible]	[illegible]	[illegible]	[illegible]	[illegible]	[illegible]
[illegible]	[illegible]	[illegible]	[illegible]	[illegible]	[illegible]	[illegible]
[illegible]	[illegible]	[illegible]	[illegible]	[illegible]	[illegible]	[illegible]
[illegible]	[illegible]	[illegible]	[illegible]	[illegible]	[illegible]	[illegible]
[illegible]	[illegible]	[illegible]	[illegible]	[illegible]	[illegible]	[illegible]
[illegible]	[illegible]	[illegible]	[illegible]	[illegible]	[illegible]	[illegible]
[illegible]	[illegible]	[illegible]	[illegible]	[illegible]	[illegible]	[illegible]
[illegible]	[illegible]	[illegible]	[illegible]	[illegible]	[illegible]	[illegible]
[illegible]	[illegible]	[illegible]	[illegible]	[illegible]	[illegible]	[illegible]
[illegible]	[illegible]	[illegible]	[illegible]	[illegible]	[illegible]	[illegible]
[illegible]	[illegible]	[illegible]	[illegible]	[illegible]	[illegible]	[illegible]
[illegible]	[illegible]	[illegible]	[illegible]	[illegible]	[illegible]	[illegible]
[illegible]	[illegible]	[illegible]	[illegible]	[illegible]	[illegible]	[illegible]

Value			500.0			500.0	500.0
Range			10.00			10.00	10.00
Elem	Sn189	S.-211	T.204-9	T1.903	V_291-	Zn206z	S.2881
Units	ppb	ppb	ppb	ppb	ppb	ppb	ppb
Avge	501.2	502.6	497.6	498.6	495.7	503.7	-488.
SDev	6.8	2.4	3.9	7.5	2.5	3.4	-3.
%RSD	1.355	.476	.7823	1.409	.7223	1.069	.1966
#1	494.1	498.7	493.1	491.1	495.3	497.4	4937.
#2	504.4	504.2	499.2	499.6	497.1	506.6	5011.
#3	506.9	504.3	500.4	503.7	497.9	506.9	5017.
Error 1	QC Pass	QC Pass	QC Pass	QC Pass	QC Pass	QC Pass	NOCHECK
Value	509.0	500.0	509.0	500.0	500.0	500.0	
Range	10.00	10.00	10.00	10.00	10.00	10.00	
Index	1	2	3	4	5	6	7
Mode	Counts	Time	NOTUSED	NOTUSED	NOTUSED	NOTUSED	NOTUSED
Elem		--	--	--	--	--	--
Value	50.000	--	--	--	--	--	--
Avge	200001	15000	--	--	--	--	--
SDev	1234.010	.0000000	--	--	--	--	--
%RSD	.6444424	.0000000	--	--	--	--	--
#1	201700	15000	--	--	--	--	--
#2	199941	15000	--	--	--	--	--
#3	199317	15000	--	--	--	--	--

Method: TRIANGLE Sample Name: 100-00E Operator: Jrr
Run Time: 09/20/98 14.30.17
Comment:
Mode: IDRC Corr. Factor: 1

Elem	Ag2280	Al3082	As1890	B_1498	Ba455-	Be2130	Ca3179
Units	ppb	ppb	ppb	ppb	ppb	ppb	ppb
Avge	-1.94	-21.99	.5821	-51.08	.1044	-.0800	.9121
SDev	.1981	4.01	.2321	.58	.0116	.0229	.1034
%RSD	38.56	19.26	40.56	1.138	11.02	27.58	.3721
#1	-.3465	-17.71	.5138	-50.81	.1077	-.0679	.9100
#2	-.2330	-21.93	.8298	-51.36	.1057	-.1133	.9108
#3	-.1576	-26.33	.6101	-51.98	.1597	-.0784	.9096
Errors	NOCHECK	QC Pass	QC Pass	NOCHECK	QC Pass	QC Pass	QC Pass
Value		.0000	.0000		.0000	.0000	.0000
Range		50.00	5.000		2.000	1.000	50.00
Elem	Co2286	Cr4186	Cu2286	Fe1677	Cu3247	Fe2714	K_7664
Units	ppb	ppb	ppb	ppb	ppb	ppb	ppm
Avge	.1710	1.287	.5966	.0013	.7145	-1.434	.1872
SDev	.1421	2.382	.2517	.1973	.1056	10.280	.0075
%RSD	82.94	185.0	42.23	7984.	23.20	716.7	4.021
#1	.3650	-1.461	.5121	-.1440	.6434	-13.22	.1792
#2	.3328	2.568	.3969	.2271	.5275	3.208	.1887
#3	.1162	2.755	.8789	-.0736	.7725	5.707	.1941

173

Errors	QC Pass	QC Pass	QC Pass	QC Pass	QC Pass	QC Pass	QC Pass
Value	.0000	.0000	.0000	.0000	.0000	.0000	.0000
Range	1.000	10.00	2.000	2.000	2.000	40.00	220.0
Elem	Li6707	Mg2790	Mn2576	Mo2020	Na3302	Ni2316	P_2149
Units	ppb	ppb	ppb	ppb	ppm	ppb	ppb
Avge	.4457	-1.213	.0374	.4499	-.0137	.0399	4.326
SDev	.0672	.678	.0326	.1677	.0008	.2909	3.489
%RSD	1.617	55.79	87.23	59.49	592.8	729.8	80.65
1	.4416	-1.789	.0034	.7342	-.1137	.3758	1.802
2	.4416	-.4672	.0361	.4130	-.0477	-.1247	2.797
3	.4541	-1.388	.0705	.2027	.0842	-.1313	3.318
Errors	NOCHECK	QC Pass	QC Pass	QC Pass	NOCHECK	QC Pass	QC Pass
Value		.0000	.0000	.0000		.0000	.0000
Range		30.00	2.000	2.000		3.000	30.00
Elem	[illegible]	[illegible]	[illegible]	[illegible]	[illegible]	[illegible]	[illegible]
Units	ppb	ppb	ppb	ppb	ppb	ppb	ppb
Avge	[illegible]	[illegible]	[illegible]	[illegible]	[illegible]	[illegible]	[illegible]
SDev	[illegible]	[illegible]	[illegible]	[illegible]	[illegible]	[illegible]	[illegible]
%RSD	[illegible]	[illegible]	[illegible]	[illegible]	[illegible]	[illegible]	[illegible]
#1	[illegible]	[illegible]	[illegible]	[illegible]	[illegible]	[illegible]	[illegible]
#2	[illegible]	[illegible]	[illegible]	[illegible]	[illegible]	[illegible]	[illegible]
#3	[illegible]	[illegible]	[illegible]	[illegible]	[illegible]	[illegible]	[illegible]
Errors	NOCHECK	NOCHECK	QC Pass	NOCHECK	NOCHECK	QC Pass	QC Pass
Value			.0000			.0000	.0000
Range			4.000			2.000	3.000
Elem	[illegible]	[illegible]	[illegible]	[illegible]	[illegible]	[illegible]	[illegible]
Units	ppb	ppb	ppb	ppb	ppb	ppb	ppb
Avge	[illegible]	[illegible]	[illegible]	[illegible]	[illegible]	[illegible]	[illegible]
SDev	[illegible]	[illegible]	[illegible]	[illegible]	[illegible]	[illegible]	[illegible]
%RSD	[illegible]	[illegible]	[illegible]	[illegible]	[illegible]	[illegible]	[illegible]
#1	[illegible]	[illegible]	[illegible]	[illegible]	[illegible]	[illegible]	[illegible]
#2	[illegible]	[illegible]	[illegible]	[illegible]	[illegible]	[illegible]	[illegible]
#3	[illegible]	[illegible]	[illegible]	[illegible]	[illegible]	[illegible]	[illegible]
Errors	QC Pass	QC Pass	QC Pass	QC Fail	QC Pass	QC Pass	NOCHECK
Value	.0000	.0000	.0000	.0000	.0000	.0000	
Range	13.00	3.000	8.000	5.000	2.000	12.00	

IntStd	1	2	3	4	5	6	7
Mode	Counts	Time	NOTUSED	NOTUSED	NOTUSED	NOTUSED	NOTUSED
Elem	Y	--	--	--	--	--	--
Wavlen	371.030	--	--	--	--	--	--
Avge	229501	15000	--	--	--	--	--
SDev	781.6357	.0000000	--	--	--	--	--
%RSD	.3407889	.0000000	--	--	--	--	--
#1	228475	15000	--	--	--	--	--

174

Method: TRIAnalz Sample Name: ICSAB Operator: DAM
Run Time: 09/10/98 14:07:24
Comment:
Mode: DCAC Corr. Factor: 1

Elem	Ag3280	Al3082	As1890	B_2497	Ba4934	Be3130	Ca3179
Units	ppb	ppb	ppb	ppb	ppb	ppb	ppb
Avge	557.9	559100.	529.7	513.5	543.6	489.1	457600.
Stdev	1.4	1485.	1.8	1.3	1.3	1.4	1381.
%RSD	.2432	.2656	.3422	.3377	.2470	.2803	.3019
#1	557.0	558300.	528.9	511.3	543.1	488.3	456600.
#2	559.4	560800.	531.8	513.4	545.1	490.6	459200.
#3	557.2	558100.	528.5	513.3	541.5	488.2	457100.
Errors	NOCHECK	QC Pass	QC Pass	NOCHECK	QC Pass	QC Pass	QC Pass
Value		500000.	500.0		500.0	500.0	500000
Range		20.00	20.00		20.00	20.00	20.00
Elem	Cd2138	Co-136	Cr2138	Cu2437	Cu324-7	Fe2714	[illegible]
Units	ppb	ppb	ppb	ppb	ppb	ppb	ppb
Avge	472.6	511.5	486.0	486.5	575.6	183900.	16.45
Stdev	1.5	1.3	1.4	1.7	1.5	332	.29
%RSD	.3175	.2513	.2951	.3552	.2551	.1805	.1763
#1	477.3	511.6	485.3	485.3	575.1	183600.	16.55
#2	480.2	513.4	488.3	488.3	577.7	184300.	16.46
#3	477.9	510.3	486.2	486.2	574.0	183500.	16.34
Errors	QC Pass	NOCHECK	QC Pass	QC Pass	QC Pass	QC Pass	QC Pass
Value	500.0		500.0	500.0	500.0	200000.	15.00
Range	20.00		20.00	20.00	20.00	20.00	20.00
Elem	Li6707	Mg2790	Mn2576	Mo2020	Na3302	Ni2316	P_2149
Units	ppb	ppb	ppb	ppb	ppm	ppb	ppb
Avge	667.5	549300.	471.2	501.7	5.910	460.1	6657.9
Stdev	2.4	1567.	1.4	1.2	.017	1.6	7.5
%RSD	.3593	.2854	.2972	.2549	.2993	.3649	1.127
#1	667.1	549300.	471.1	500.9	5.916	458.6	6665.9
#2	669.5	551200.	473.3	503.2	5.890	463.1	6649.5
#3	671.9	548000.	471.6	501.0	5.911	458.5	6655.5
Errors	NOCHECK	QC Pass	QC Pass	QC Pass	NOCHECK	QC Pass	QC Fail
Value		500000.	500.0	500.0		500.0	500.0
Range		20.00	20.00	20.00		20.00	20.00
Elem	Zn203-1	Zn203-2	Sb2068	Se196-1	Se196-2	Pb2203	Sr1960
Units	ppb	ppb	ppb	ppb	ppb	ppb	ppb
Avge	497.5	500.0	525.7	588.5	556.2	499.2	567.0
Stdev	2.9	1.7	2.0	3.9	2.9	2.1	3.2
%RSD	.5902	.3397	.3855	.6627	.5131	.4226	.5650
#1	494.5	498.1	523.5	592.3	558.7	496.9	569.9
#2	500.1	501.5	526.5	588.8	556.9	501.0	567.5
#3	498.1	500.3	527.2	584.5	553.1	499.6	565.5
Errors	NOCHECK	NOCHECK	QC Pass	NOCHECK	NOCHECK	QC Pass	QC Pass

175

Value			500.0			500.0	500.0
Range			20.00			20.00	20.00
Elem	Sn189	Sr4215	Ti3349	Ti1908	V_292+	Zn206	Si2881
Units	ppb	ppb	ppb	ppb	ppb	ppb	ppb
Avge	517.9	534.6	506.1	517.3	492.3	451.7	5475.
SDev	1.1	1.4	1.3	10.8	2.2	2.7	12.
%RSD	.2113	.2700	.2626	2.072	.4547	.6003	.2268
#1	517.1	534.3	505.4	507.4	492.5	448.6	5469.
#2	519.1	536.2	507.6	525.2	493.2	453.7	5489.
#3	517.5	533.3	505.2	526.9	490.8	452.9	5467.
Errors	QC Pass	QC Pass	QC Pass	QC Pass	QC Pass	QC Pass	NOCHECK
Value	500.0	500.0	500.0	500.0	500.0	500.0	
Range	20.00	20.00	20.00	20.00	20.00	20.00	
Integ	1	2	3	4	5	6	-
Mode	Accumis	Time	AUTOZERO	AUTOZERO	AUTOZERO	AUTOZERO	AUTOZERO
Elem	/	--	--	--	--	--	--
Wavlen	371.030	--	--	--	--	--	--
Avge	209241	15000	--	--	--	--	--
SDev	5-6.857+	.0000000	--	--	--	--	--
%RSD	.4525200	.0000000	--	--	--	--	--
#1	208718	15000	--	--	--	--	--
#2	208671	15000	--	--	--	--	--
#3	210334	15000	--	--	--	--	--

176

ID/Weight File: AB936.IDW Analyst: D.STREETER-EDWARDS
Sample Volume: 100 mL Nominal Weight: 1.0 g

Hg

Loc.	Sample ID	Weight	Dilution
0	STD BLANK		
1	STD1=0.2ug/L		
2	STD2=0.5ug/L		
3	STD3=1.0ug/L		
4	STD4=2.0ug/L		
5	STD5=5.0ug/L		
6	STD6=10.0ug/L		
7	ICV=4.0ug/L		
8	ICB		
9	CHECK LO		
10	46705B MB		
11	46705B MBD		
12	46705B LCS		
13	46705B LCSD		
14	218-12-4		
15	218-12-4 D		
16	218-12-4 MS		
17	218-12-4 MSD		
18	CCV1=6.0ug/L		
19	CCB		
20	218-12-7		
21	218-12-7 D		
22	218-12-10		
23	218-12-10 D		
24	CCV2=6.0ug/L		
25	CCB		
26	46705A MB		
27	46705A MBD		
28	46705A LCS		
29	46705A LCSD		
30	218-12-1		
31	218-12-1 D		
32	218-12-3		
33	218-12-3 D		
34	218-12-3 MS		
35	218-12-3 MSD		
36	CCV1=6.0ug/L		
37	CCB		
38	218-12-2		
39	218-12-2 D		
40	218-12-5		
41	218-12-5 D		
42	218-12-8		
43	218-12-8 D		
44	218-12-6		
45	218-12-6 D		
46	218-12-9		
47	218-12-9 D		
48	CCV2=6.0ug/L		
49	CCB		

3-70-8 DSE 9/22/98

3-70-5,7 DSE 9/22/98

3-70-5,7 DSE 9/22/98

3-70-5,7 DSE 9/22/98

3-70-5,7 DSE 9/22/98

3-70-5,7 DSE 9/22/98

177

HG

ment File: HG_.MEL
ment: Hg
nt Data: Main+Suppl.
nt: Calib. Curve
arks:
ANDARDS: SPEX 3-70-6,8
: HIGH PURITY 3-70-5,7

Analyst: EDWARDS
Peak Storage: None

Energy! 25

TRUMENT: 5100
elength: 253.7 Peak
nal Type: AA
l Time: 30.0
ple Replicates: 1
ndard Replicates: 1

Technique: MHS
Slit: 0.70 Low
Signal Measurement: Peak Height (5)
Read Delay: 0.5

Version: 7.01
BOC Time: 2

E:
ne Type: Air
lant Flow: 10.0 L/min

Flame Sensor: On
Fuel Flow: 2.0 L/min

BRATION:

utions	ID	Conc
b. Blank	STD BLK	----------
dard 1	STD 1	0.200
dard 2	STD 2	0.500
dard 3	STD 3	1.000
dard 4	STD 4	2.000
dard 5	STD 5	5.000
dard 6	STD 6	10.000

ibration Units: ug/L
ibration Type: Linear

Sample Units: ug/L

.x Check Calculations:
'ference for Dupls: No Locations:
:overy for Spike: No Locations: Conc:

178

Element File: HG_.MEL Element: Hg Wavelength: 253.7
Date: 09/22/98 Time: 13:48 Slit: 0.70 L
Data File: AB936.DAT ID/Wt File: AB936.IDW Lamp Current: 0
Technique: MHS Calib. Type: Linear Energy: 74
Remark 1: STANDARDS: SPEX 3-70-6,8
Remark 2: QC: HIGH PURITY 3-70-5,7

Hg ID: Seq. 00035 Seq. No.: 00035 A/S Pos.: -- Date: 09/22/98

Replicate 1 Time: 14:32
Peak Area (A-s): 0.011 Peak Height (A): -0.002
Blank Corrected Pk Height (A): -0.002
Concentration (ug/L): -0.022

Auto-zero performed.

Hg ID: Seq. 00036 Seq. No.: 00036 A/S Pos.: -- Date: 09/22/98

Replicate 1 Time: 14:33
Peak Area (A-s): -0.031 Peak Height (A): -0.002
Blank Corrected Pk Height (A): -0.002
Concentration (ug/L): -0.025

Auto-zero performed.

179

nent File: HG_.MEL Element: Hg Wavelength: 253.7
e: 09/22/98 Time: 14:34 Slit: 0.70 L
a File: AB936.DAT ID/Wt File: AB936.IDW Lamp Current: 0
hnique: MHS Calib. Type: Linear Energy: 75
ark 1: STANDARDS: SPEX 3-70-6,8
ark 2: QC: HIGH PURITY 3-70-5,7

ID: STD BLANK Seq. No.: 00037 A/S Pos.: -- Date: 09/22/98

licate 1 Time: 14:35
ı Area (A-s): -0.019 Peak Height (A): 0.000
ık Corrected Pk Height (A): 0.000
:entration (ug/L): 0.000

ı-zero performed.

ID: STD1=0.2ug/L Seq. No.: 00038 A/S Pos.: -- Date: 09/22/98

icate 1 Time: 14:36
Area (A-s): 0.056 Peak Height (A): 0.004
k Corrected Pk Height (A): 0.004
entration (ug/L): 0.058

dard number 1 applied. [0.200]
elation coefficient: 1.00000 Slope: 0.0196

ID: STD2=0.5ug/L Seq. No.: 00039 A/S Pos.: -- Date: 09/22/98

le abs. is greater than that of the largest standard.
.cate 1 Time: 14:37
Area (A-s): 0.259 Peak Height (A): 0.016
: Corrected Pk Height (A): 0.016
ntration (ug/L): 0.795

ard number 2 applied. [0.500]
lation coefficient: 0.94072 Slope: 0.0300

ID: STD3=1.0ug/L Seq. No.: 00040 A/S Pos.: -- Date: 09/22/98

e abs. is greater than that of the largest standard.
cate 1 Time: 14:38
Area (A-s): 0.605 Peak Height (A): 0.036
Corrected Pk Height (A): 0.036
ntration (ug/L): 1.189

ard number 3 applied. [1.000]
lation coefficient: 0.98278 Slope: 0.0346

ID: STD4=2.0ug/L Seq. No.: 00041 A/S Pos.: -- Date: 09/22/98

abs. is greater than that of the largest standard.
ate 1 Time: 14:39
rea (A-s): 1.235 Peak Height (A): 0.072

180

Blank Corrected Pk Height (A): 0.072
Concentration (ug/L): 2.084

Standard number 4 applied. [2.000]
Correlation coefficient: 0.99658 Slope: 0.0357

Hg ID: STD5=5.0ug/L Seq. No.: 00042 A/S Pos.: -- Date: 09/22/98

Sample abs. is greater than that of the largest standard.
Replicate 1 Time: 14:40
Peak Area (A-s): 3.140 Peak Height (A): 0.198
Blank Corrected Pk Height (A): 0.198
Concentration (ug/L): 5.532

Standard number 5 applied. [5.000]
Correlation coefficient: 0.99820 Slope: 0.0389

~~Hg ID: STD6=10.0ug/L Seq. No.: 00043 A/S Pos.: -- Date: 09/22/98~~

~~Sample abs. is greater than that of the largest standard.~~
~~Replicate 1 Time: 14:41~~
~~Peak Area (A-s): 5.382 Peak Height (A): 0.312~~
~~Blank Corrected Pk Height (A): 0.312~~
~~Concentration (ug/L): 8.009~~

~~Standard number 6 applied. [10.000]~~
~~Correlation coefficient: 0.99076 Slope: 0.0333~~

Sample Re-run below; not used
DSC
9/22/98

Hg ID: STD6=10.0ug/L Seq. No.: 00044 A/S Pos.: -- Date: 09/22/98

Sample abs. is greater than that of the largest standard.
Replicate 1 Time: 14:48
Peak Area (A-s): 6.321 Peak Height (A): 0.389
Blank Corrected Pk Height (A): 0.389
Concentration (ug/L): 11.673

Standard number 6 applied. [10.000]
Correlation coefficient: 0.99962 Slope: 0.0389

181

ent File: HG_.MEL Element: Hg Wavelength: 253.7
: 09/22/98 Time: 14:49 Slit: 0.70 L
File: AB936.DAT ID/Wt File: AB936.IDW Lamp Current: 0
nique: MHS Calib. Type: Linear Energy: 75
rk 1: STANDARDS: SPEX 3-70-6,8
rk 2: QC: HIGH PURITY 3-70-5,7

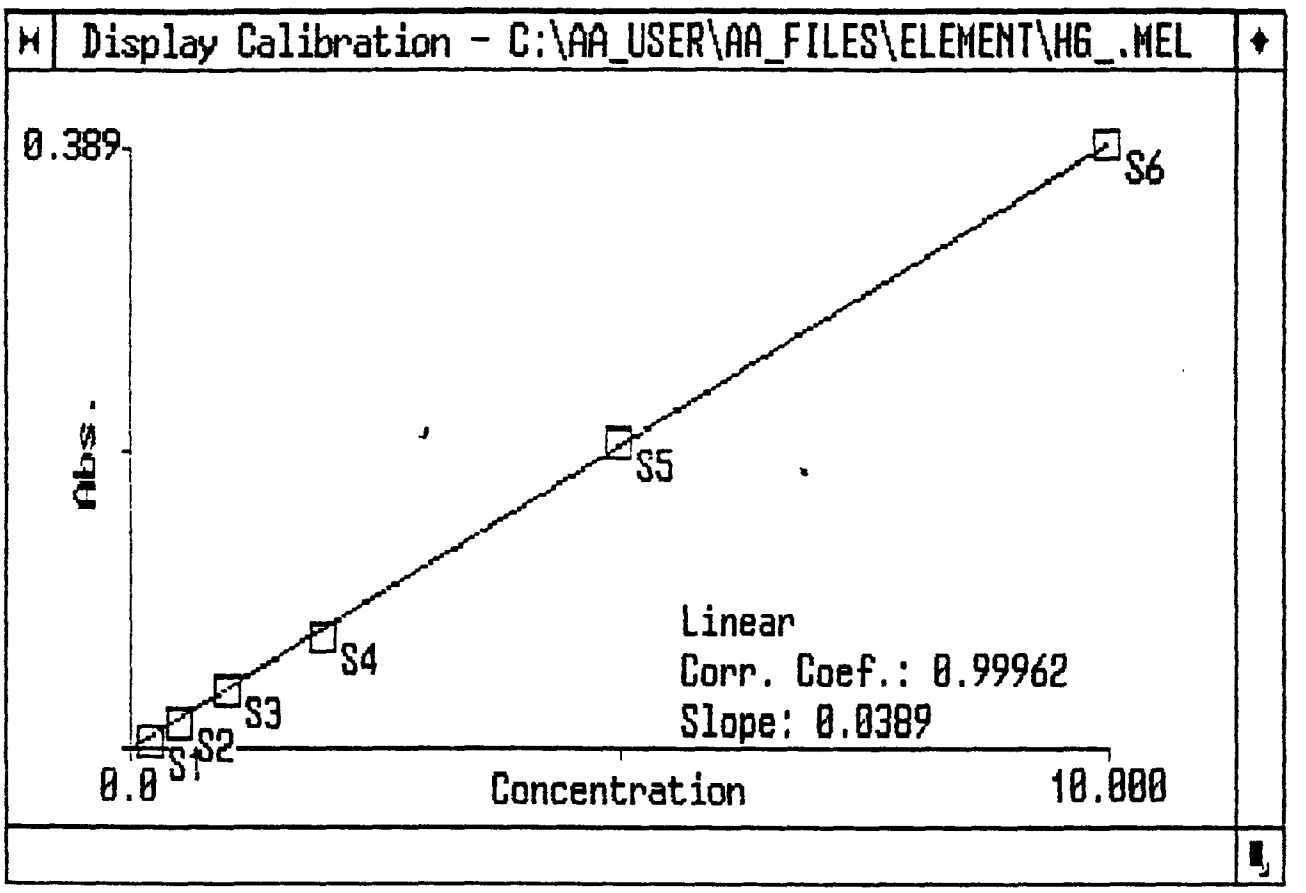

ID: ICV=4.0ug/L Seq. No.: 00045 A/S Pos.: -- Date: 09/22/98

cate 1 Time: 14:51
Area (A-s): 2.327 Peak Height (A): 0.141
Corrected Pk Height (A): 0.141
ntration (ug/L): 3.638

ID: ICB Seq. No.: 00046 A/S Pos.: -- Date: 09/22/98

cate 1 Time: 14:53
Area (A-s): -0.118 Peak Height (A): -0.005
Corrected Pk Height (A): -0.005
ntration (ug/L): -0.124

ID: CHECK LC Seq. No.: 00047 A/S Pos.: -- Date: 09/22/98

cate 1 Time: 14:54
rea (A-s): 0.009 Peak Height (A): 0.003
Corrected Pk Height (A): 0.003
ntration (ug/L): 0.083
187

.ement File: HG_.MBL Element: Hg Wavelength: 253.7
ate: 09/22/98 Time: 15:22 Slit: 0.70 L
ata File: AB936.DAT ID/Wt File: AB936.IDW Lamp Current: 0
echnique: MHS Calib. Type: Linear Energy: 75
emark 1: STANDARDS: SPEX 3-70-6,8
emark 2: QC: HIGH PURITY 3-70-5,7

---

g ID: 46705A MB Seq. No.: 00068 A/S Pos.: -- Date: 09/22/98

eplicate 1 Time: 15:23
eak Area (A-s): 0.016 Peak Height (A): 0.002
ank Corrected Pk Height (A): 0.002
..entration (ug/L): 0.041

---

g ID: 46705A MBD Seq. No.: 00069 A/S Pos.: -- Date: 09/22/98

eplicate 1 Time: 15:24
eak Area (A-s): 0.011 Peak Height (A): -0.000
lank Corrected Pk Height (A): -0.000
oncentration (ug/L): -0.003

---

g ID: 46705A LCS Seq. No.: 00070 A/S Pos.: -- Date: 09/22/98

.eplicate 1 Time: 15:25
'eak Area (A-s): 2.871 Peak Height (A): 0.170
›lank Corrected Pk Height (A): 0.170
'oncentration (ug/L): 4.384

:g ID: 46705A LCSD Seq. No.: 00071 A/S Pos.: -- Date: 09/22/98

Replicate 1 Time: 15:26
Peak Area (A-s): 2.853 Peak Height (A): 0.164
Blank Corrected Pk Height (A): 0.164
Concentration (ug/L): 4.219

Hg ID: 218-12-1 Seq. No.: 00072 A/S Pos.: -- Date: 09/22/98

Replicate 1 Time: 15:27
Peak Area (A-s): -0.002 Peak Height (A): -0.001
Blank Corrected Pk Height (A): -0.001
Concentration (ug/L): -0.018

Hg ID: 218-12-1 D Seq. No.: 00073 A/S Pos.: -- Date: 09/22/98

Replicate 1 Time: 15:28
Peak Area (A-s): 0.017 Peak Height (A): 0.000
Blank Corrected Pk Height (A): 0.000
Concentration (ug/L): 0.010

Hg ID: 218-12-3 Seq. No.: 00074 A/S Pos.: -- Date: 09/22/98

183

ate 1 Time: 15:29
rea (A-s): -0.024 Peak Height (A): -0.001
Corrected Pk Height (A): -0.001
tration (ug/L): -0.034

ID: 218-12-3 D Seq. No.: 00075 A/S Pos.: -- Date: 09/22/98

ate 1 Time: 15:30
rea (A-s): -0.025 Peak Height (A): -0.001
Corrected Pk Height (A): -0.001
tration (ug/L): -0.028

ID: 218-12-3 MS Seq. No.: 00076 A/S Pos.: -- Date: 09/22/98

ate 1 Time: 15:33
rea (A-s): 2.638 Peak Height (A): 0.152
Corrected Pk Height (A): 0.152
tration (ug/L): 3.915

ID: 218-12-3 MSD Seq. No.: 00077 A/S Pos.: -- Date: 09/22/98

cate 1 Time: 15:34
Area (A-s): 2.740 Peak Height (A): 0.168
Corrected Pk Height (A): 0.168
ntration (ug/L): 4.330

ID: CCV1=6.0ug/L Seq. No.: 00078 A/S Pos.: -- Date: 09/22/98

cate 1 Time: 15:35
Area (A-s): 3.431 Peak Height (A): 0.220
Corrected Pk Height (A): 0.220
ntration (ug/L): 5.654

ID: CCB Seq. No.: 00079 A/S Pos.: -- Date: 09/22/98

icate 1 Time: 15:36
Area (A-s): -0.075 Peak Height (A): -0.003
k Corrected Pk Height (A): -0.003
entration (ug/L): -0.065

ID: 218-12-2 Seq. No.: 00080 A/S Pos.: -- Date: 09/22/98

icate 1 Time: 15:37
Area (A-s): -0.048 Peak Height (A): -0.001
k Corrected Pk Height (A): -0.001
entration (ug/L): -0.028

ID: 218-12-2 D Seq. No.: 00081 A/S Pos.: -- Date: 09/22/98

icate 1 Time: 15:41
Area (A-s): -0.049 Peak Height (A): -0.002
k Corrected Pk Height (A): -0.002

184

oncentration (ug/L): -0.041

---

g ID: 218-12-5 Seq. No.: 00082 A/S Pos.: -- Date: 09/22/98

.eplicate 1 Time: 15:47
'eak Area (A-s): -0.040 Peak Height (A): -0.001
lank Corrected Pk Height (A): -0.001
Concentration (ug/L): -0.013

Hg ID: 218-12-5 D Seq. No.: 00083 A/S Pos.: -- Date: 09/22/98

Replicate 1 Time: 15:48
Peak Area (A-s): -0.036 Peak Height (A): -0.000
Blank Corrected Pk Height (A): -0.000
Concentration (ug/L): -0.005

Hg ID: 218-12-8 Seq. No.: 00084 A/S Pos.: -- Date: 09/22/98

Replicate 1 Time: 15:49
Peak Area (A-s): -0.037 Peak Height (A): -0.001
Blank Corrected Pk Height (A): -0.001
Concentration (ug/L): -0.018

Hg ID: 218-12-8 D Seq. No.: 00085 A/S Pos.: -- Date: 09/22/98

Replicate 1 Time: 15:50
Peak Area (A-s): -0.050 Peak Height (A): -0.001
Blank Corrected Pk Height (A): -0.001
Concentration (ug/L): -0.034

Hg ID: 218-12-6 Seq. No.: 00086 A/S Pos.: -- Date: 09/22/98

Replicate 1 Time: 15:51
Peak Area (A-s): -0.064 Peak Height (A): -0.002
Blank Corrected Pk Height (A): -0.002
Concentration (ug/L): -0.049

Hg ID: 218-12-6 D Seq. No.: 00087 A/S Pos.: -- Date: 09/22/98

Replicate 1 Time: 15:52
Peak Area (A-s): -0.059 Peak Height (A): -0.002
Blank Corrected Pk Height (A): -0.002
Concentration (ug/L): -0.044

Hg ID: 218-12-9 Seq. No.: 00088 A/S Pos.: -- Date: 09/22/98

Replicate 1 Time: 15:53
Peak Area (A-s): -0.057 Peak Height (A): -0.002
Blank Corrected Pk Height (A): -0.002
Concentration (ug/L): -0.039

185

ID: 218-12-9 D Seq. No.: 00089 A/S Pos.: -- Date: 09/22/98

eplicate 1 Time: 15:55
eak Area (A-s): -0.066 Peak Height (A): -0.002
lank Corrected Pk Height (A): -0.002
oncentration (ug/L): -0.052

~~ID: CCV2=6.0ug/L Seq. No.: 00090 A/S Pos.: -- Date: 09/22/98~~

eplicate 1 Time: 15:56
eak Area (A-s): -0.078 Peak Height (A): -0.003
lank Corrected Pk Height (A): -0.003
oncentration (ug/L): -0.072

Ran blank instead of CCV. DSE 9/22/98

(Samples not used. DSE 9/22/98)

ID: CCV2=6.0ug/L Seq. No.: 00091 A/S Pos.: -- Date: 09/22/98

eplicate 1 Time: 15:58
eak Area (A-s): 3.054 Peak Height (A): 0.179
lank Corrected Pk Height (A): 0.179
oncentration (ug/L): 4.593

ID: CCV2=6.0ug/L Seq. No.: 00092 A/S Pos.: -- Date: 09/22/98

eplicate 1 Time: 16:02
eak Area (A-s): 3.080 Peak Height (A): 0.194
lank Corrected Pk Height (A): 0.194
oncentration (ug/L): 4.996

ID: CCB Seq. No.: 00093 A/S Pos.: -- Date: 09/22/98

eplicate 1 Time: 16:03
eak Area (A-s): -0.060 Peak Height (A): -0.002
lank Corrected Pk Height (A): -0.002
oncentration (ug/L): -0.057

186

TRIANGLE LABS

CASE NARRATIVE

Analysis of Samples for the Presence of Trace Metals

Methods

6010A	Rev.1 (7/92)
7000A Series	Rev.1 (7/92)
7470	Rev.0 (9/86)

Client:	Pacific Environmental Services
TLI Project Number:	46705B
Date:	September 23, 1998

This report should only be reproduced in full.
Any reproduction of this report requires permission from
Triangle Laboratories, Inc.

Rev. 25-Sep-96

Triangle Laboratories, Inc.
801 Capitola Drive
Durham, NC 27713-4411
919-544-5729
P.O. Box 13485
Research Triangle Park, NC 27709-3485
Fax # 919-544-5491

187

Overview

Three aggregate samples were analyzed for arsenic (As), beryllium (Be), cadmium (Cd), cobalt (Co), chromium (Cr), manganese (Mn), nickel (Ni), lead (Pb), antimony (Sb), selenium (Se), and mercury (Hg). For all analyses (except Hg), the samples and associated QC samples were prepared by hotplate digestion following the guidelines of EPA SW-846 Method 3050A. The samples and associated QC samples for the analysis of Hg were prepared following the guidelines of EPA SW-846 Method 7471 Rev.0 (9/86). The samples were analyzed following the guidelines of EPA SW-846 Methods 6010A Rev. 1 (7/92), 7471 Rev. 0 (9/86), and 7000A Rev. 1 (7/92) series. Results reported relate only to the items tested.

QC Remarks

The release of this set of data by Triangle Laboratories, Inc. was authorized by the Quality Control Chemist who has reviewed each sample data package individually following a series of inspections/reviews. When applicable, general deviations from acceptable QC requirements are identified below and comments are made on the effects of these deviations upon the validity and reliability of the results. Specific QC issues associated with this particular project are:

Sample Receipt:

Three aggregate samples, four liquid AC and three asphalt cement samples were received at 25 ^{0}C on September 15, 1998 in good condition. These samples were received in a box instead of a cooler.

Sample Preparation:

Laboratory documentation of the sample preparation is included in the data package.

Instrumentation:

Arsenic (As), beryllium (Be), cadmium (Cd), cobalt (Co), chromium (Cr), manganese (Mn), nickel (Ni), lead (Pb), antimony (Sb), selenium (Se), concentrations were determined by Inductively Coupled Plasma Emission Spectroscopy (ICP).

Beryllium (Be) concentrations for the front half samples were analyzed by Graphite Furnace Atomic Absorption (GFAA).
Mercury (Hg) concentrations were determined by Cold Vapor Atomic Absorption (CVAA).

The linear range for the instrument TJA 61E Trace Analyzer was based on four standards and a blank, which established a correlation coefficient value greater than or

188

equal to 0.995. A calibration curve, based on a blank and one standard, is established for each analytical run, followed by a check high standard and an initial calibration verification (ICV). The check high standard does not deviate from the calibration curve by more than 5%. In addition, continuing calibration verifications (CCVs) are performed throughout the analytical run.

A Reporting Detection Limit (RDL) is used instead of an Instrument Detection Limit (IDL). The spectrometer and atomic absorption instruments can achieve low detection limits between 0.2-8 ppb levels for many analytes. Triangle Labs is using RDL values of 1-10 times the IDL as detection limits for reporting purposes.

Data Review:

All analytes found in the method blank (MB) are detected at a level equal to or less than the respective Reporting Detection Limit (RDL).

The sample results are based on dry weight.

A sampling date was not supplied by the client and the sampling to analysis holding times cannot be determined. All samples were analyzed within 7 days of sample receipt at Triangle Laboratories.

The pre-digestion spike (MS) and the pre-digestion spike duplicate (MSD) for Sb, also the pre-digestion spike duplicate (MSD) for Pb for the sample RAP5B/AGG demonstrated percent recoveries outside the QC criteria which may indicate significant matrix effects specific to these analytes in the native sample matrix. Please note that the post-digestion spike (PDS) met QC criteria for Sb and Pb for sample RAP5B/AGG. Also note the the results for Sb in this sample should be considered biased low due to matrix interferences.

The recoveries for the matrix spike (MS), matrix spike duplicate (MSD), and post-digestion spike (PDS) are not reported for Mn and Pb for the sample RAP5B/AGG. The spike concentrations added were insignificant in comparison to the levels of these analytes present in the native sample.

The duplicate analyses for Cr and Ni for the sample RAP5B/AGG demonstrated RPDs outside the QC criteria of 20.0 percent, which indicates the presence of a significant amount of interferents specific to these analytes in the native sample matrix.

The post-digestion spike (PDS) for Be for sample RAP5B/AGG demonstrated a percent recovery outside the QC criteria of 80-120 percent, which indicates significant matrix effects specific to this analyte in the native sample matrix. The interference QC analysis is not reported (i.e. PDS, MS, MSD, and serial dilution) for this analyte since the Method of Standard Additions (MSA) was performed. The MSA results are

189

The post-digestion spike (PDS) for Be for sample RAP5B/AGG demonstrated a percent recovery outside the QC criteria of 80-120 percent, which indicates significant matrix effects specific to this analyte in the native sample matrix. The interference QC analysis is not reported (i.e. PDS, MS, MSD, and serial dilution) for this analyte since the Method of Standard Additions (MSA) was performed. The MSA results are reported if the correlation coefficient value is at least 0.995. The MSA results are reported for all samples.

QC requirements:

The analytical duplicates for analytes analyzed by GFAA cannot be considered valid qualifiers if the concentrations of the analytes in the original and/or duplicate sample are not at least five times the respective RDL. The RPDs for these analyses are indicated by "<RDL" in the Analyte Summary Reports.

The analytical duplicates for analytes analyzed by ICP cannot be considered valid qualifiers if the concentrations of the analytes in the original and/or duplicate sample are not at least ten times the respective RDLs. The RPDs for these analyses are indicated by "<RDL" in the Analyte Summary Reports.

For analytical duplicates which are valid qualifiers, the quality control RPD is ± 20.0 percent. If RPDs are outside this range, interferences are suspected.

The serial dilution analyses for analytes analyzed by GFAA cannot be considered valid qualifiers if the concentrations of the analytes in the serial dilution sample are not at least five times the respective RDLs. The serial dilution RPDs for these analyses are indicated by "<RDL" in the Analyte Summary Reports.

The serial dilution analyses for analytes analyzed by ICP cannot be considered valid qualifiers if the concentrations of the analytes in the serial dilution sample are less than ten times the respective RDLs. The serial dilution RPDs for these analyses are indicated by "<RDL" in the Analyte Summary Reports.

For serial dilution analyses which are valid qualifiers, the quality control RPD is ± 10.0 percent. If RPDs are outside this range, interferences are suspected.

The quality control range for percent recoveries of laboratory control spiked samples is 80-120.

The quality control range for percent recoveries of pre-digestion spiked samples analyzed by GFAA and ICP is 80-120. If recoveries are outside this range, a matrix effect is suspected.

190

The quality control range for percent recoveries of post-digestion spiked samples analyzed by ICP is 75-125. If recoveries are outside this range, a matrix effect is suspected.

The quality control range for percent recoveries of spiked samples analyzed by CVAA is 75-125. If recoveries are outside this range, a matrix effect is suspected.

If the analyte concentrations analyzed by GFAA in the native samples are less than five times the respective RDLs, or if valid serial dilution analyses demonstrate RPDs outside the ten percent quality control range, the percent recoveries of post-digestion spiked samples is 85-115. If recoveries are outside this range, all matrix-related samples are analyzed by the Method of Standard Additions (MSA). The MSA analysis for each sample is reported only if the correlation coefficient value is at least 0.995.

By our interpretation, the analytical data in this project are valid based on the guidelines of US EPA SW-846 Methods 6010A Rev.1(7/92), 7000A Rev. 1 (7/92) series, and 7471 (9/86). Any specific QC concerns or problems have been discussed in the QC REMARKS section with emphasis on their effect on the data. Should Pacific Environmental Services have any questions or comments regarding this data package, please feel free to contact Triangle Laboratories, Inc., at (919) 544-5729.

For Triangle Laboratories, Inc.,

Report Preparation

Brenda H. Bell
Report Preparation Chemist

Quality Control

Leslie D. Jones
Report Preparation Chemist

The total number of pages in this data package is: 95.

191

5

TRIANGLE LABS

TRIANGLE LABORATORIES, INC.

LIST OF CERTIFICATIONS AND ACCREDITATIONS

ENVIRONMENTAL

American Association for Laboratory Accreditation. Accredidation pending. Certificate Number 0226-01. Accreditation for technical competence in Environmental Testing. (Including Waste Water, Sol/Haz Waste, Pulp/Paper, and Air Matrices) Parameters are AOX/TOX, and Dioxin/Furan. Method 1613 for Drinking Water **Currently re-applying.**.

State of Alabama, Department of Environmental Management. Expires December 31, 1998. Laboratory I.D. # 40950. Dioxin in drinking water.

State of Alaska, Department of Environmental Conservation. Expires December 21, 1998. Certificate number OS-006-98. Dioxin in drinking water.

State of Arizona, Department of Health Services. Expires May 26, 1998. Certificate #AZ0423. Drinking Water for Dioxin, Dioxin in WW and S/H Waste. Currently appying for renewal.

State of Arkansas, Department of Pollution Control and Ecology. Expires February 19, 1999. Pulp/paper, soil, water, and Hazardous Waste for Dioxin/Furan; AOX/TOX, Volatiles, Semi-volatiles, and Metals.

State of California, Department of Health Services. Expires August 31, 1999. Certificate #1922. Selected Metals in Waste Water; Volatiles, Semi-volatiles, and Dioxin/furan in WW and Sol/Haz Waste. Dioxin in drinking water.

State of Connecticut, Department of Health Services. Expires September 30, 1999. Registration # PH-0117. Dioxin in drinking water.

Delaware Health and Social Services. Expires December 31, 1998. Certificate #NC 140. Dioxin in drinking water.

Florida Department of Health and Rehabilitative Services. Expires June 30, 1998. Dioxin in SDW. Drinking Water ID HRS# 87424. Pending new certificate.

Triangle Laboratories, Inc.
801 Capitola Drive
Durham, NC 27713-4411
919-544-5729
P.O. Box 13485
Research Triangle Park, NC 27709-348
Fax # 919-544-5491

Hawaii Department of Health. Expires March 1, 1999. Dioxin in drinking water. "Accepted" status for regulatory purposes.

Idaho Department of Health and Welfare. Expires December 31, 1998. Dioxin in drinking water.

State of Kansas, Department of Health and Environment. Expires January 31, 1999. Method 1613 for drinking water. ID #'s - Drinking water and/or pollution control - E-10215. Solid or Hazardous Waste - E-101209.

Commonwealth of Kentucky, Department for Environmental Protection. Expires December 31, 1998. ID#90060. Dioxin in drinking water.

Maryland Department of Health and Mental Hygiene. Expires September 30, 1998. Certification #235 Drinking water by Method 1613A. Currently applying for renewal.

State of Michigan, Department of Public Health. Expires June 30, 1999. Drinking water by Method 1613. Current certification is extended, based on New York certificate renewal.

Mississippi State Department of Health. No expiration date. Dioxin in drinking water.

Montana Department of Health and Environmental Services. Expires December 31, 1998. Dioxin in drinking water.

State of New Jersey, Department of Environmental Protection and Energy. Expires June 30, 1998. Extended until July 31, 1998 per letter dated May 29, 1998. ID #67851. BNAs and Volatiles. Dioxin in drinking water. Currently applying for renewal.

State of New Mexico, Environment Department. Still certified, awaiting information from A2LA Dioxin in drinking water.

New York State Department of Health. Received updated certificates. ID #11026. Environmental Analyses of potable water, non-potable Water, Solid and Hazardous Waste. Method 1613 in DW.

State of North Carolina, Department of Environment Health and Natural Resources Expires. August 31, 1998. Certificate # 37751. Dioxin in drinking water.

State of North Carolina, Department of Environment, Health, and Natural Resources, Division of Environmental Management. Expires December 31, 2000. Certificate # 485. Metals, pesticides & PCBs, semi-volatiles and volatiles; TCLP.

North Dakota State Department of Health and Consolidated Laboratories. Expires December 31, 1998. Certificate # R-076. Effective October 4, 1993. Dioxin in drinking water.

Oklahoma Department of Environmental Quality. Expires August 31, 1998. Laboratory #9612. Dioxin by 1613A, 8290 and 8280. Submitted renewal application 7/1.

State of South Carolina, Department of Health and Environmental Control. Expires June 30, 1998. Extended August 31, 1999. Certificate number #99040001 (drinking water). Expires August 31, 1999. Certificate number #99040002 (other parameters). Dioxin/Furans, BNA, Volatiles, and PCBs/pesticides under Clean Water Act, 2,3,7,8-TCDD for Drinking Water, and Organic extractables for Solid and Hazardous Waste.

State of Tennessee. Department of Environment and Conservation. Expires February 5, 1999. ID #02992. Method 1613 Drinking water only.

U.S. Department of Agriculture Soil Permit. Expires September 30, 2001. Permit No. S-3790. Under the authority of the Federal Plant Pest Act, permission is granted to receive foreign soil samples for use in laboratory analysis.

U.S. Army Corps of Engineers. Expires October 19, 1999. Validated to perform analyses for the Fort Belvoir, VA (Contract Number DACA31-97-D-0029), Vint Hill Farms Station, Vint Hill, VA (Contract Number DACA31-95-D-0083), and Selma Pressure Treating Superfund Site, Selma, CA (Contract number DACW45-94-D-0054).

U.S. EPA Region V. Expires November 14, 1999. Dioxin in drinking water.

U.S. EPA Region VIII, for the State of Wyoming. Expires November 12, 1998. Dioxin in drinking water.

State of Utah, Department of Health. Expires May 30,2000. Certificate Number E-166. Certification for the following parameters: Semi-Volatiles and Volatiles under RCRA; Volatiles under Clean Water Act; Dioxin/furans by Method 8280; Drinking water for Dioxin by Method 1613; Metals including Mercury and Microwave Digestion.

Commonwealth of Virginia, Department of General Services, Division of Consolidated Laboratory Services. Expires June 30, 1999. ID # 00341. Dioxin in drinking water.

State of Washington, Department of Ecology. Expires September 11, 1998. Lab Accreditation Number C067. Scope of Accreditation applies to water analyses for

Polychlorinated Dibenzo-p-dioxins and Polychlorinated Dibenzofurans, BNA Extr (Semivolatile) Organics and Purgeable (Volatile) Organics.
State of Washington, Department of Health. Expires April 30, 1999. Dioxin in drinking water. Lab I.D. 129.

State of West Virginia, Department of Health. Expires December 31, 1998. Certificate No. 9923(C). Dioxin in drinking water.

State of Wisconsin, Department of Natural Resources. Expires August 31, 1998. Laboratory ID Number 999869530. Certification for the following categories of Organics: Purgeable, Base/Neutral, Acid, PCBs, and Dioxin. Expires November 14, 1999. Laboratory ID 999869530. Dioxin in drinking water.

PHARMACEUTICAL

Drug Enforcement Agency (DEA). Expires November 30, 1998. Registration number RT01195835. Controlled substance registration for schedules 1,2,3,3N,4,5.

N.C. Department of Human Resources. Expires October 31, 1998. Registration number NC-PT 0000 0031. North Carolina controlled substances registration. Application submitted for renewal.

Food & Drug Administration (FDA) Registration. Expires June 1998. ID #'s 001500 1053481. Annual registration of drug establishment.

OTHER

Clinical Laboratory Improvement Amendments (CLIA) Registration. Expires May 30, 1999. ID # 34D0705123. Department of Health & Human Services, Health Care Financing Administration.

U.S. EPA Large Quantity Hazardous Waste Generator. No expiration date. EPA ID #NCD982156879. Permit indicates that the laboratory is a large generator of hazardous waste.

North Carolina General License for Radiation Protection. No expiration date. No License. 032-875-OG. The general license applies only to radioactive material contained in devices which have been manufactured and labeled in accordance with specific requirements.

TRIANGLE LABS

DOCUMENT CONTROL

Triangle Laboratories, Inc.
801 Capitola Drive
Durham, NC 27713-4611
919-544-5729
P.O. Box 13485
Research Triangle Pa
Fax # 919-544-5491

196

PACIFIC ENVIRONMENTAL SERVICES, INC.

Central Park West
5001 South Miami Boulevard, P.O. Box 12077
Research Triangle Park, North Carolina 27709-2077
(919) 941-0333 FAX: (919) 941-0234

COPY

Sample Chain Of Custody Record

PLANT: US EPA HOT MIX ASPHALT PLANT C RECOVERY PERSON: J. Swift	PROJECT NO.: S508.001 SAMPLERS: N/A

Sample ID	Sample Name	No. of Cont.	Analytical Request	Comments
AC1B	Liquid AC, Run 1 Begin	1	Metals* using 7000 series (SW-846)	* 11-Sb, As, Be, Cd, Cr, Pb, Mn, Ni, Se, Co,& Hg
AC2B	Liquid AC, Run 2 Begin	1	Metals* using 7000 series (SW-846)	* 11-Sb, As, Be, Cd, Cr, Pb, Mn, Ni, Se, Co,& Hg
RAP2B/AC	Recycled Asph, Run 2 Begin (Asphalt Cement)	1	Metals* using 6010/7000 series (SW-846)	* 11-Sb, As, Be, Cd, Cr, Pb, Mn, Ni, Se, Co,& Hg
RAP2B/AGG	Recycled Asph, Run 2 Begin (Aggregate)	1	Metals* using 6010/7000 series (SW-846)	* 11-Sb, As, Be, Cd, Cr, Pb, Mn, Ni, Se, Co,& Hg
AC3B	Liquid AC, Run 3 Begin	1	Metals* using 7000 series (SW-846)	* 11-Sb, As, Be, Cd, Cr, Pb, Mn, Ni, Se, Co,& Hg
RAP3M2/AC	Recycled Asph Run 3 Middle (Asphalt Cement)	1	Metals* using 6010/7000 series (SW-846)	* 11-Sb, As, Be, Cd, Cr, Pb, Mn, Ni, Se, Co,& Hg
RAP3M2/AGG	Recycled Asph Run 3 Middle (Aggregate)	1	Metals* using 6010/7000 series (SW-846)	* 11-Sb, As, Be, Cd, Cr, Pb, Mn, Ni, Se, Co,& Hg
AC4B	Liquid AC, Run 4 Begin	1	Metals* using 7000 series (SW-846)	* 11-Sb, As, Be, Cd, Cr, Pb, Mn, Ni, Se, Co,& Hg
RAP5B/AC	Recycled Asph, Run 5 Begin (Asphalt Cement)	1	Metals* using 6010/7000 series (SW-846)	* 11-Sb, As, Be, Cd, Cr, Pb, Mn, Ni, Se, Co,& Hg
RAP5B/AGG	Recycled Asph, Run 5 Begin (Aggregate)	1	Metals* using 6010/7000 series (SW-846)	* 11-Sb, As, Be, Cd, Cr, Pb, Mn, Ni, Se, Co,& Hg

Relinquished by: MARSHALL CANNON	Date Time	Received by:
Relinquished by:	Date Time	Received for Lab by: 9-15-98

Quote# 0711070083

TRIANGLE LABORATORIES, INC. -- LOG IN RECORD/CHAIN OF CUSTODY

Custody Seal : Absent
Chain of Custody : Present
Sample Tags : Absent
Sample Tag Numbers: Not Listed on Chain of Custody
SMO Forms : N/A

Sample Seals: Absent
Container...: Intact

COPY

TLI Project Number 46705
Client: PES03 - Pacific Environmental Services

Book 218

Date Received 09/15/98 By

Page 12

Carrier and Number MARSHALL CANNON

Box NO COOLANT Temp 25.0 C

TLI Number.. mR/H:CPM.	Client Sample ID..... Client COC ID.....*	Matrix Location.....	To LAB Date/Init	To STORAGE Date/Init	To LAB Date/Init	To STORAGE Date/Init	To LAB Date/Init	To STORAGE Date/Init	To LAB Date/Init	To STORAGE Date/Init	DISPOSED Date/Init
218-12-1	AC1B AC1B	LIQUID AC METALS LAB									
218-12-2	AC2B AC2B	LIQUID AC METALS LAB									
218-12-3	RAP2B/AC RAP2B/AC	ASPH. CEMENT METALS LAB									
218-12-4	RAP2B/AGG RAP2B/AGG	AGGREGATE METALS LAB									
218-12-5	AC3B AC3B	LIQUID AC METALS LAB									
218-12-6	RAP3M2/AC RAP3M2/AC	ASPH.CEMENT METALS LAB									
218-12-7	RAP3M2/AGG RAP3M2/AGG	AGGREGATE METALS LAB									
218-12-8	AC4B AC4B	LIQUID AC METALS LAB									
218-12-9	RAP5B/AC RAP5B/AC	ASPH. CEMENT METALS LAB									
218-12-10	~~AGG1~~ RAP5B/AGG RAP5B/AGG	AGGREGATE METALS LAB									

AC 9-16-98

Receiving Remarks: SAMPLES REC'D IN BOX - NO COOLANT

Archive Remarks:

Form Revised 05/27/1997 -- Page 1 OF 1

12

›le :rd	Empty Vial.Wt	Wet Vial Weight...	Dry Vial Weight...	Entered.By.....	Date....	Time....	%Moist	%Solid	Valid Weight From.....-To.....	Target Weight...
	<Results not entered>									
	<no FINAL results found>									
	13.5299	15.6302	15.6256	WALTERS	09/18/98	15:40:17				
	13.5299	15.6302	15.6215	DURHAM	09/18/98	07:19:28	0.4	99.6		
	13.5299	15.6302	0.0000	JONESL	09/17/98	14:11:48			9.6386-10.4418	10.0402
	<Results not entered>									
	<no FINAL results found>									
	13.5185	15.6937	15.6852	WALTERS	09/18/98	15:40:18				
	13.5185	15.6937	15.6843	DURHAM	09/18/98	07:19:28	0.4	99.6		
	13.5185	15.6937	0.0000	JONESL	09/17/98	14:11:48			9.6386-10.4418	10.0402
	<Results not entered>									
	<no FINAL results found>									
	13.4318	15.7760	15.7649	WALTERS	09/18/98	15:40:18				
	13.4318	15.7760	15.7627	DURHAM	09/18/98	07:19:29	0.6	99.4		
	13.4318	15.7760	0.0000	JONESL	09/17/98	14:11:48			9.6579-10.4628	10.0604
'	<no FINAL results found>									
ı	<no FINAL results found>									
)	<no FINAL results found>									
)	<no FINAL results found>									

:cent Moisture/Solid Summary

[.MILES.ID....	TLI.Number..	Client.Id.Number.....	%Moist	%Solid	ExtrctWt	DryWtEqu	RPD..
705-B -002	218-12-4	RAP2B/AGG	0.4	99.6			
705-B -004	218-12-7	RAP3M2/AGG	0.4	99.6			
705-B -006	218-12-10	RAP5B/AGG	0.6	99.4			

* End of Report ***

199

TRIANGLE LABORATORIES, INC.

Sample Preparation Tracking & Management Form

Project: 46705B

Client: Pacific Environmental Services (PES03)

Sample Information

Method: 3050A Extraction Date: 9/16/98

Solvent/Acids(): HNO_3-HCL-H_2O_2 Lot: 118010/978912/417120

Sample #	TLI SAMPLE ID / CLIENT SAMPLE ID	Sample Wgt g / Vol ml (LDJ 9-16-98)	Final Volume ml (LDJ 9-17-98)	__/__/__	__/__/__	__/__/__	__/__/__	__/__/__	__/__/__
B 000	TLI Blank / TLI Blank	—	100						
B 002	218-12-4 / RAP2B/AGG	0.518							
B 004	218-12-7 / RAP3M2/AGG	0.512							
B 006	218-12-10 / RAP5B/AGG	0.521							
B 007	218-12-10DUP / RAP5B/AGG	0.513							
B 008	218-12-10 MS / RAP5B/AGG	0.516							
B 009	218-12-10MSD / RAP5B/AGG	0.572							
B 010	LCS / LAB CONTROL SPIKE	—	100						

Comments: Inorganic Spike Log #1 pg. 105 : 10ml of 1:1 HNO_3, 10ml of HNO_3, 3ml of 30 H_2O_2, 5ml of HCL and 12 ml of Di Water used for Digestion LDJ 9-16-98

200

REV 07/26/93 (PSTMF 7)

INORGANICS SPIKE LOG

DATE	PROJECT # SAMPLE IDs	ANALYTE	ORIGINAL STANDARD #	ORIGINAL STANDARD CONC. (PPM)	SPIKE SAMPLE (µL) / FINAL VOLUME (mL)	SPIKE SAMPLE (PPB)	INITIALS	WITNESS
-16-98	46705B-LCS	*	3-62-1	*	1000/100	*	LDJ	BHB 9/16/98
	218-12-10 MS						9-16-98	
	218-12-10 MS						LDJ	BHB 9/16/98

201

* SEE SPIKE LOG

Project # 46705B

EXP date	Element	Spiking Standard Preparation: Standard ID	Orig. Std. (ppm)	Spike(uL) / Fvol(100mL)	conc (ppm)	SPIKING from Spiking Standard: Spike(uL) / FVol(100ml)	conc (ppb)	combined total
6/1/99	Ag	3-54-7	100	5000	5	1000	50	
8/1/99	As	3-60-8	100	5000	5	1000	50	
6/1/99	Al	3-54-7	100	5000	5	1000	50	
8/1/99	Al	3-60-6	10000	950	95	1000	950	1000
6/1/99	B	3-54-7	100	5000	5	1000	50	
6/1/99	Ba	3-54-7	100	5000	5	1000	50	
8/1/99	Be	3-60-8	100	5000	5	1000	50	
8/1/99	Ca	3-60-8	100	5000	5	1000	50	
8/1/99	Ca	3-60-10	10000	950	95	1000	950	1000
8/1/99	Cd	3-60-8	100	5000	5	1000	50	
8/1/99	Co	3-60-8	100	5000	5	1000	50	
8/1/99	Cr	3-60-8	100	5000	5	1000	50	
8/1/99	Cu	3-60-8	100	5000	5	1000	50	
8/1/99	Fe	3-60-8	100	5000	5	1000	50	
8/1/99	Fe	3-60-9	10000	950	95	1000	950	1000
8/1/99	K	3-54-7	1000	5000	50	1000	500	
4/1/99	K	3-45-5	10000	1500	150	1000	1500	2000
8/1/99	Mg	3-60-8	100	5000	5	1000	50	
8/1/99	Mg	3-60-5	10000	950	95	1000	950	1000
8/1/99	Mn	3-60-8	100	5000	5	1000	50	
8/1/99	Mo	3-60-8	100	5000	5	1000	50	
6/1/99	Na	3-54-7	100	5000	5	1000	50	
8/1/99	Na	3-60-3	10000	1950	195	1000	1950	2000
8/1/99	Ni	3-60-8	100	5000	5	1000	50	
8/1/99	Pb	3-60-8	100	5000	5	1000	50	
8/1/99	Sb	3-60-8	100	5000	5	1000	50	
8/1/99	Se	3-60-8	100	5000	5	1000	50	
8/1/99	Ti	3-60-8	100	5000	5	1000	50	
8/1/99	Tl	3-60-8	100	5000	5	1000	50	
8/1/99	V	3-60-8	100	5000	5	1000	50	
8/1/99	Zn	3-60-8	100	5000	5	1000	50	
8/1/99	Zn	3-60-7	1000	1500	15	1000	150	200

1000uL of the Spiking Standard gives the listed conc. of the above elements.

**Spike seperately

Element	Orig Std (ppm)	Spike(uL) Fvol(100m	conc (ppb)
Au	1000	140	1400
Ce	1000	30	300
Li	1000	70	700
P	1000	100	1000
Pd	1000	160	1600
Pt	1000	300	3000
S	1000	350	3500
Si	10000	50	5000
Sn	1000	20	200
Sr	1000	5	50

Spiking Standard 3-62-1

EXP: 10/28/98

Spiked by: Leslie D. Jones 9-16-98

Predigestion-

Postdigestion-

202

TRIANGLE LABORATORIES, INC.
Transfer Chain-of-Custody Form
Project 46705-B

Transfer From: To: IA

	Initials..	Date.....	Time...
Released by:	LDJ	9/17/98	1:50 P.M.
Accepted by:	DKA	9/20/98	11:00

MILES.ID.....		TLI_No.....	Cust.Id.....
46705-B	-000	TLI Blank	TLI Blank
46705-B	-002	218-12-4	RAP2B/AGG
46705-B	-004	218-12-7	RAP3M2/AGG
46705-B	-006	218-12-10	RAP5B/AGG
46705-B	-007	218-12-10DUP	RAP5B/AGG
46705-B	-008	218-12-10 MS	RAP5B/AGG
46705-B	-009	218-12-10MSD	RAP5B/AGG
46705-B	-010	LCS	LAB CONTROL SPIKE

XfrCOC (Rev 11/01/94)

Additional comments or instructions:

203

Date	Project # & Sample IDs	Analyte	Std ID	Std conc ppm	spike vol / sample vol mL/mL	Spike conc ppb	Initials	Witness
8/2/98	46220A 213-23-21 PDS	+ SC	3-62-2 3-028-7	+ 100	100/10 10/10	+ 100	MCH MCH	MCH MCH
8/5/98	46346B 214-50-1 PDS	+	3-62-2	+	100/10	+	MCH	MCH
8/5/98	46315 214-19-1 PDS	+	3-62-2	+	100/10	+	MH	MCH
8/5/98	46257 213-60-2 PDS	+	3-62-2	+	100/10	+	MCH	MCH
8/6/98	46190A 212-92-1 PDS	+ P	3-62-2 3-028-7	+ 100	100/10 100/10	+ 1000	FWP	FWP
8/11/98	46339 215-3-1 PDS	+	3-62-2	+	100/10	+	MCH	MCH
8/17/98	46427A 215-31-3 PDS	+	3-62-2	+	100/10	+	MCH	MCH
8/17/98	46427B 215-31-6 PDS	+	3-62-2	+	100/10	+	MCH	MCH
8/18/98	46419A 215-23-1 PDS	+	3-62-2	+	100/10	+	MCH	MCH
8/19/98	46363B 214-67-3 PDS	+ P	3-62-2 3-028-7	+ 100	100/10 100/10	+ 1000	MCH MCH	MCH MCH
8/20/98	46394A 214-97-1 PDS	+	3-62-2	+	100/10	+	MCH	MCH
8/20/98	46489 215-93-1 PDS	+	3-62-2	+	100/10	+	MCH	MCH
8/20/98	46348 214-52-1,2 PDS	+	3-62-2	+	100/10	+	MCH	MCH
8/20/98	46473 215-77-2 PDS	+	3-62-2	+	100/10	+	MCH	MCH
8/23/98	46432B 215-36-2 PDS	+	3-62-2	+	100/10	+	MCH	MCH
8/24/98	46520 216-25-3,4 PDS	+ P	3-62-2 3-028-7	+ 100	100/10 100/10	+ 1000	DKH	MCH
8/26/98	46496 216-1 PDS	+	3-62-2	+	100/10	+	MCH	MCH
8/27/98	46573 216-81-1 PDS	+	3-62-2	+	100/10	+	MCH	MCH
9/2/98	46552B 216-27-1 PDS	+	3-62-2	+	100/10	+	MCH	MCH
9/13/98	46574B 216-77-21,22,21 PDS 216-79-17,18 PDS	+	3-62-2	+	100/10	+	MCH	MCH
9/13/98	46587A 216-92-23,24,18 PDS 216-92-25,26 PDS	+	3-62-2	+	100/10	+	MH	MH
9/14/98	46629 217-35-1 PDS	+	3-62-2	+	100/10	+	MCH	MCH
9/15/98	46507B 216-16-1 PDS 216-12-4 PDS	+	3-62-2	+	100/10	+	MCH	MCH
9/20/98	46605B 218-12-10 PDS	+	3-62-2	+	100/10	+	MCH	MCH
9/21/98	46682 217-88-19,17,1,4 PDS	+ P	3-62-2 3-68-28	+ 100	100/10 100/10	+ 1000	MCH	MCH

88

* SEE SPIKE LOG

Project # 46705B

EXP date	Element	Standard ID	Orig. Std. (ppm)	Spike(uL) Fvol(100mL)	conc (ppm)	SPIKING from Spiking Standard Spike(uL) FVol(100ml)	conc (ppb)	combined total
6/1/99	Ag	3-54-7	100	5000	5	1000	50	
8/1/99	Ag	3-60-8	100	5000	5	1000	50	
6/1/99	Al	3-54-7	100	5000	5	1000	50	
8/1/99	Al	3-60-6	10000	950	95	1000	950	1000
6/1/99	B	3-54-7	100	5000	5	1000	50	
6/1/99	Ba	3-54-7	100	5000	5	1000	50	
8/1/99	Be	3-60-8	100	5000	5	1000	50	
8/1/99	Ca	3-60-8	100	5000	5	1000	50	
8/1/99	Ca	3-60-10	10000	950	95	1000	950	1000
8/1/99	Cd	3-60-8	100	5000	5	1000	50	
8/1/99	Co	3-60-8	100	5000	5	1000	50	
8/1/99	Cr	3-60-8	100	5000	5	1000	50	
8/1/99	Cu	3-60-8	100	5000	5	1000	50	
8/1/99	Fe	3-60-8	100	5000	5	1000	50	
8/1/99	Fe	3-60-9	10000	950	95	1000	950	1000
8/1/99	K	3-54-7	1000	5000	50	1000	500	
4/1/99	K	3-45-5	10000	1500	150	1000	1500	2000
8/1/99	Mg	3-60-8	100	5000	5	1000	50	
8/1/99	Mg	3-60-5	10000	950	95	1000	950	1000
8/1/99	Mn	3-60-8	100	5000	5	1000	50	
8/1/99	Mo	3-60-8	100	5000	5	1000	50	
6/1/99	Na	3-54-7	100	5000	5	1000	50	
8/1/99	Na	3-60-3	10000	1950	195	1000	1950	2000
8/1/99	Ni	3-60-8	100	5000	5	1000	50	
8/1/99	Pb	3-60-8	100	5000	5	1000	50	
8/1/99	Sb	3-60-8	100	5000	5	1000	50	
8/1/99	Se	3-60-8	100	5000	5	1000	50	
8/1/99	Ti	3-60-8	100	5000	5	1000	50	
8/1/99	Tl	3-60-8	100	5000	5	1000	50	
8/1/99	V	3-60-8	100	5000	5	1000	50	
8/1/99	Zn	3-60-8	100	5000	5	1000	50	
8/1/99	Zn	3-60-7	1000	1500	15	1000	150	200

1000uL of the Spiking Standard gives the listed conc. of the above elements.

**Spike seperately

Element	Orig Std (ppm)	Spike(uL) Fvol(100m	conc (ppb)
Au	1000	140	1400
Ce	1000	30	300
Li	1000	70	700
P	1000	100	1000
Pd	1000	160	1600
Pt	1000	300	3000
S	1000	350	3500
Si	10000	50	5000
Sn	1000	20	200
Sr	1000	5	50

Spiking Standard 3-62-2

EXP: 10/28/98

Spiked by:

Predigestion-

Postdigestion- MKt 9/20/98

205

TRIANGLE LABORATORIES, INC.

Sample Preparation Tracking & Management Form

Project: 46705B

Client: Pacific Environmental Services (PES03)

Method: ~~7470~~ 7471 (IE) DSE 9/24/98

Solvent/Acids(): HCL/HNO3

Extraction Date: 9/21/98

Lot: 417030 / 118500

Sample Information

9-19-98 "Hg"

Sample #	TLI SAMPLE ID / CLIENT SAMPLE ID	Sample Wgt (g) / Vol (ml)	Final Volume ml	___/___/___	LDJ Duplicate Weighing	LDJ Triplicate weighing	___/___/___	Total Sample Vol. (g)	___/___/___
B 000	TLI Blank / MBD / TLI Blank		100						
B 002	218-12-4 / RAP2B/AGG	0.295			0.201	0.246		0.742	
B 004	218-12-7 / RAP3M2/AGG	0.204			0.233	0.237		0.674	
B 006	218-12-10 / RAP5B/AGG	0.291			0.237	0.240		0.768	
B 007	218-12-10DUP / RAP5B/AGG	0.293			0.265	0.270		0.828	
B 008	~~218-12-10 MS~~ (IE) LDJ 9-19-98 RAP2B/AGG ~~RAP5B/AGG~~ / 218-12-4 MS	0.211			0.216	0.207		0.634	
B 009	~~218-12-10MSD~~ (IE) LDJ 9-19-98 RAP2B/AGG ~~RAP5B/AGG~~ / 218-12-4 MSD	0.204			0.247	0.210		0.661	
B 010	LCS / LCSD / LAB CONTROL SPIKE								
	218-12-4 Dup RAP2B/AGG	0.225			0.290	0.299		0.814	
	218-12-7 Dup RAP3M2/AGG	0.257	100		0.278	0.219		0.754	
Reprep	9/24/98 (IE) DSE 218-12-7	.240			.241	.240		.721	
	218-12-7D	.243			.242	.243		.728	

Comments: See HGSL-1, Spike log p. 91,92

(IE) ~~25 mls of~~ A 3:1 mixture of HCL/HNO3 was used for digestion

DSE 9/24/98

206

MERCURY SPIKE LOG

DATE	PROJECT # SAMPLE IDs	ORIGINAL SPIKE CONC. (Hg)	STANDARD # WORKING STANDARD PREPARED FROM	SPIKE AMOUNT (mL)	SPIKE SAMPLE (PPB)	INITIALS	WITNESS
9/8/98	46522B LCS LCSD	0.1 ppm	3-69-2	5	5	DSE	CK
	216-27-1D MS 216-27-1D MSD	↓	↓	↓	↓	DSE	9-9-98
9/9/98	46513 LCS LCSD	0.1 ppm	3-69-2	5	5	DSE	CK
	216-18-1 MS 216-18-1 MSD	↓	↓	↓	↓	DSE	9-9-98
9/11/98	46518 LCS LCSD	0.1 ppm	3-69-6	5	5	DSE	BW 9/11/98
	216-23-10 MS 216-23-10 MSD	↓	↓	↓	↓	↓	↓
9/14/98	46629 LCS LCSD	0.1 ppm	3-69-7	5	5	DSE	CK
	217-35-1CD MS 217-35-1CD MSD	↓	↓	↓	↓	↓	↓
	217-35-3CD MS 217-35-3CD MSD						
	217-35-4BC MS 217-35-4BC MSD						
	217-35-5AC MS 217-35-5AC MSD	↓	↓	↓	↓	↓ DSE 9/14/98	CK 9-14-98
9/15/98	46574B LCS LCSD	0.1 ppm	3-69-8	5	5	DSE	CK
DSE 9/15/98	216-79-23,22,21 MS 216-79-23,22,21 MSD	↓	↓	↓	↓	↓	↓
	216-79-8,14 MS 216-79-8,14 MSD						
	46587A LCS LCSD						
	216-92-25,26 MS 216-92-25,26 MSD	↓	↓	↓	↓	↓ DSE 9/15/98	CK 9-15-98
9/21/98	46705B LCS LCSD	0.1 ppm	3-70-5	5	5	DSE	BW
	218-12-4 MS 218-12-4 MSD	↓	↓	↓	↓	DSE 9/21/98	BW 9/21/98

207

MERCURY SPIKE LOG

DATE	PROJECT # SAMPLE IDs	ORIGINAL SPIKE CONC. (Hg)	STANDARD # WORKING STANDARD PREPARED FROM	SPIKE AMOUNT (mL)	SPIKE SAMPLE (PPB)	INITIALS	WITNESS
9/20/98	467058 LCS LCSD	0.1ppm	3-10-7	5	5	DSE	BJB
Repup	218-12-4 MS 218-12-4 MSD						
	467058A LCS LCSD						
	218-12-3 MS 218-12-3 MSD					DSE 9/20/98	BJB 9/21/98
1/22/98	466682 LCS LCSD	0.1ppm	3-20-7	5	5	CL	DSE
	217-88-4 MS 217-88-4 MSD						
	217-88-3 MS 217-88-3 MSD					CL 9/20/98	DSE 9/20/98

208

TRIANGLE LABS

SAMPLE DATA

Triangle Laboratories, Inc.
801 Capitola Drive
Durham, NC 27713-4411
919-544-5729
P.O. Box 13485
Research Triangle Park, NC 27709
Fax # 919-544-5491

209

Client: **Pacific Environmental Services**
Project Number: **46705B**

Sample Report

Client Sample ID:	RAP2B/AGG
TLI Sample ID:	218-12-4
Date Received:	September 15, 1998
Date Prepared:	September 16, 1998
Date Analyzed:	September 20-21, 1998
Matrix:	Aggregate

Analyte	Conc. (ug/L)	Percent Solid	grams Used	mL Final Vol.	Dilution Factor	mg/Kg Result
As	24.702	99.6	0.518	100	1	4.79
Be	1.100	99.6	0.518	100	1	< 0.969
Cd	3.220	99.6	0.518	100	1	0.624
Co	33.331	99.6	0.518	100	1	6.46
Cr	67.106	99.6	0.518	100	1	13.0
Mn	1352.786	99.6	0.518	100	1	262
Ni	45.310	99.6	0.518	100	1	8.78
Pb	106.235	99.6	0.518	100	1	20.6
Sb	0.767	99.6	0.518	100	1	< 0.775
Se	10.282	99.6	0.518	100	1	1.99

Triangle Laboratories, Inc.
801 Capitola Drive * Durham, North Carolina 27713
Tele: (919) 544-5729 * Fax: (919) 544-5491

Printed: 08-Sep-98 at 01:45 PM

210

Client: Pacific Environmental Services
Project Number: 46705B

Sample Report

Client Sample ID:	RAP3M2/AGG
TLI Sample ID:	218-12-7
Date Received:	September 15, 1998
Date Prepared:	September 16, 1998
Date Analyzed:	September 20-21, 1998
Matrix:	Aggregate

Analyte	Conc. (ug/L)	Percent Solid	grams Used	mL Final Vol.	Dilution Factor	mg/Kg Result
As	20.869	99.6	0.512	100	1	4.09
Be	1.100	99.6	0.512	100	1	< 0.98
Cd	3.431	99.6	0.512	100	1	0.673
Co	28.585	99.6	0.512	100	1	5.61
Cr	51.099	99.6	0.512	100	1	10.0
Mn	1237.938	99.6	0.512	100	1	243
Ni	45.859	99.6	0.512	100	1	8.99
Pb	113.184	99.6	0.512	100	1	22.2
Sb	-1.243	99.6	0.512	100	1	< 0.784
Se	12.937	99.6	0.512	100	1	2.54

Triangle Laboratories, Inc.
801 Capitola Drive * Durham, North Carolina 27713
Tele: (919) 544-5729 * Fax: (919) 544-5491

Printed: 08-Sep-98 at 01:45 PM

211

Client: Pacific Environmental Services
Project Number: 46705B

Sample Report

Client Sample ID:	RAP5B/AGG
TLI Sample ID:	218-12-10
Date Received:	September 15, 1998
Date Prepared:	September 16, 1998
Date Analyzed:	September 20-21, 1998
Matrix:	Aggregate

Analyte	Conc. (ug/L)	Percent Solid	grams Used	mL Final Vol.	Dilution Factor	mg/Kg Result
As	33.548	99.4	0.521	100	1	6.48
Be	1.100	99.4	0.521	100	1	< 0.965
Cd	3.400	99.4	0.521	100	1	0.657
Co	36.858	99.4	0.521	100	1	7.12
Cr	64.161	99.4	0.521	100	1	12.4
Mn	1273.526	99.4	0.521	100	1	246
Ni	40.507	99.4	0.521	100	1	7.82
Pb	167.679	99.4	0.521	100	1	32.4
Sb	-0.516	99.4	0.521	100	1	< 0.772
Se	11.478	99.4	0.521	100	1	2.22

Triangle Laboratories, Inc.
801 Capitola Drive * Durham, North Carolina 27713
Tele: (919) 544-5729 * Fax: (919) 544-5491

Printed: 08-Sep-98 at 01:45 PM

Client: Pacific Environmental Services
Project Number: 46705B

Sample Report

Client Sample ID:	RAP5B/AGG
TLI Sample ID:	218-12-10 L
Date Received:	September 15, 1998
Date Prepared:	September 16, 1998
Date Analyzed:	September 20-21, 1998
Matrix:	Aggregate

Analyte	Conc. (ug/L)	Percent Solid	grams Used	mL Final Vol.	Dilution Factor	mg/Kg Result
As	6.616	99.4	0.521	100	5	6.39
Be	N/A	99.4	0.521	100	5	N/A
Cd	0.844	99.4	0.521	100	5	< 0.965
Co	7.552	99.4	0.521	100	5	7.29
Cr	13.714	99.4	0.521	100	5	13.2
Mn	262.057	99.4	0.521	100	5	253
Ni	8.552	99.4	0.521	100	5	8.26
Pb	33.681	99.4	0.521	100	5	32.5
Sb	0.427	99.4	0.521	100	5	< 3.86
Se	2.110	99.4	0.521	100	5	< 2.90

Triangle Laboratories, Inc.
801 Capitola Drive * Durham, North Carolina 27713
Tele: (919) 544-5729 * Fax: (919) 544-5491

Printed: 08-Sep-98 at 01:45 PM

213

Client: Pacific Environmental Services
Project Number: 46705B

Sample Report

Client Sample ID:	RAP5B/AGG
TLI Sample ID:	218-12-10 D
Date Received:	September 15, 1998
Date Prepared:	September 16, 1998
Date Analyzed:	September 20-21, 1998
Matrix:	Aggregate

Analyte	Conc. (ug/L)	Percent Solid	grams Used	mL Final Vol.	Dilution Factor	mg/Kg Result
As	28.651	99.4	0.513	100	1	5.62
Be	1.000	99.4	0.513	100	1	< 0.981
Cd	3.418	99.4	0.513	100	1	0.670
Co	39.240	99.4	0.513	100	1	7.70
Cr	101.407	99.4	0.513	100	1	19.9
Mn	1211.558	99.4	0.513	100	1	238
Ni	51.413	99.4	0.513	100	1	10.1
Pb	165.564	99.4	0.513	100	1	32.5
Sb	0.701	99.4	0.513	100	1	< 0.784
Se	11.620	99.4	0.513	100	1	2.28

Triangle Laboratories, Inc.
801 Capitola Drive * Durham, North Carolina 27713
Tele: (919) 544-5729 * Fax: (919) 544-5491

Printed: 08-Sep-98 at 01:45 PM

214

Client: Pacific Environmental Services
Project Number: 46705B

Sample Report

Client Sample ID:	RAP5B/AGG
TLI Sample ID:	218-12-10 MS
Date Received:	September 15, 1998
Date Prepared:	September 16, 1998
Date Analyzed:	September 20-21, 1998
Matrix:	Aggregate

Analyte	Conc. (ug/L)	Percent Solid	grams Used	mL Final Vol.	Dilution Factor	mg/Kg Result
As	78.042	99.4	0.516	100	1	15.2
Be	N/A	99.4	0.516	100	1	N/A
Cd	51.592	99.4	0.516	100	1	10.1
Co	82.049	99.4	0.516	100	1	16.0
Cr	110.244	99.4	0.516	100	1	21.5
Mn	1295.977	99.4	0.516	100	1	253
Ni	89.290	99.4	0.516	100	1	17.4
Pb	221.732	99.4	0.516	100	1	43.2
Sb	16.527	99.4	0.516	100	1	3.22
Se	55.014	99.4	0.516	100	1	10.7

Triangle Laboratories, Inc.
801 Capitola Drive * Durham, North Carolina 27713
Tele: (919) 544-5729 * Fax: (919) 544-5491

Printed: 08-Sep-98 at 01:45 PM

215

Client: Pacific Environmental Services
Project Number: 46705B

Sample Report

Client Sample ID:	RAP5B/AGG
TLI Sample ID:	218-12-10 MSD
Date Received:	September 15, 1998
Date Prepared:	September 16, 1998
Date Analyzed:	September 20-21, 1998
Matrix:	Aggregate

Analyte	Conc. (ug/L)	Percent Solid	grams Used	mL Final Vol.	Dilution Factor	mg/Kg Result
As	85.967	99.4	0.572	100	1	15.1
Be	N/A	99.4	0.572	100	1	N/A
Cd	49.275	99.4	0.572	100	1	8.67
Co	81.726	99.4	0.572	100	1	14.4
Cr	109.101	99.4	0.572	100	1	19.2
Mn	1146.941	99.4	0.572	100	1	202
Ni	87.128	99.4	0.572	100	1	15.3
Pb	217.105	99.4	0.572	100	1	38.2
Sb	15.480	99.4	0.572	100	1	2.72
Se	55.212	99.4	0.572	100	1	9.71

Triangle Laboratories, Inc.
801 Capitola Drive * Durham, North Carolina 27713
Tele: (919) 544-5729 * Fax: (919) 544-5491

Printed: 08-Sep-98 at 01:45 PM

216

Client: **Pacific Environmental Services**
Project Number: 46705B

QA: Serial Dilution

Client Sample ID:	RAP5B/AGG	RAP5B/AGG
TLI Sample ID:	218-12-10	218-12-10 L
Date Prepared:	September 16, 1998	September 16, 1998
Date Analyzed:	September 20-21, 1998	September 20-21, 1998
Matrix:	Aggregate	Aggregate

	Native Sample		Serial Dilution		
Analyte	mg/Kg Result	ug/L Conc.	mg/Kg Result	ug/L Conc.	RPD
As	6.48	33.548	6.39	6.616	<RDL
Be	< 0.965	1.100	N/A	N/A	<RDL
Cd	0.657	3.400	< 0.965	0.844	<RDL
Co	7.12	36.858	7.29	7.552	<RDL
Cr	12.4	64.161	13.2	13.714	<RDL
Mn	246	1273.526	253	262.057	2.81%
Ni	7.82	40.507	8.26	8.552	<RDL
Pb	32.4	167.679	32.5	33.681	0.308%
Sb	< 0.772	-0.516	< 3.86	0.427	<RDL
Se	2.22	11.478	< 2.90	2.110	<RDL

Triangle Laboratories, Inc.
801 Capitola Drive * Durham, NC 27713
Tele: (919) 544-5729 * Fax: (919) 544-5491

P 08-Sep-98 at 01:46 PM

217

Client: Pacific Environmental Services
Project Number: 46705B

QA: Duplicate

Client Sample ID:	RAP5B/AGG	RAP5B/AGG
TLI Sample ID:	218-12-10	218-12-10 D
Date Prepared:	September 16, 1998	September 16, 1998
Date Analyzed:	September 20-21, 1998	September 20-21, 1998
Matrix:	Aggregate	Aggregate

	Sample		Duplicate		
Analyte	mg/Kg Result	ug/L Conc.	mg/Kg Result	ug/L Conc.	RPD
As	6.48	33.548	5.62	28.651	<RDL
Be	< 0.965	1.100	< 0.981	1.000	<RDL
Cd	0.657	3.400	0.67	3.418	<RDL
Co	7.12	36.858	7.70	39.240	7.83%
Cr	12.4	64.161	19.9	101.407	46.4%
Mn	246	1273.526	238	1211.558	3.31%
Ni	7.82	40.507	10.1	51.413	25.4%
Pb	32.4	167.679	32.5	165.564	0.308%
Sb	< 0.772	-0.516	< 0.784	0.701	<RDL
Se	2.22	11.478	2.28	11.620	<RDL

Triangle Laboratories, Inc.
801 Capitola Drive * Durham, NC 27713
Tele: (919) 544-5729 * Fax: (919) 544-5491

P 08-Sep-98 at 01:46 PM

218

3

Client: Pacific Environmental Services
Project Number: 46705B

QA: Matrix Spikes (Pre-Digestion)

Client Sample ID:	RAP5B/AGG MS	RAP5B/AGG MSD
TLI Sample ID:	218-12-10 MS	218-12-10 MSD
Date Prepared:	September 16, 1998	September 16, 1998
Date Analyzed:	September 20-21, 1998	September 20-21, 1998
Matrix:	Aggregate	Aggregate

	Matrix Spike			Matrix Spike Duplicate			
Analyte	Result mg/Kg	True Spike mg/Kg	% Recovery	Result mg/Kg	True Spike mg/Kg	% Recovery	RPD
As	15.2	9.74	90%	15.1	8.78	98%	0.660%
Be	N/A	N/A	N/A	N/A	N/A	N/A	N/A
Cd	10.1	9.79	96%	8.67	8.80	91%	15.2%
Co	16.0	9.75	91%	14.4	8.81	83%	10.5%
Cr	21.5	9.75	93%	19.2	8.80	77%	11.3%
Mn	253	9.76	Spike Low	202	8.81	Spike Low	22.4%
Ni	17.4	9.74	98%	15.3	8.78	85%	12.8%
Pb	43.2	9.74	111%	38.2	8.80	66%	12.3%
Sb	3.22	9.74	25%	2.72	8.79	22%	16.8%
Se	10.7	9.72	87%	9.71	8.79	85%	9.70%

Triangle Laboratories, Inc.
801 Capitola Drive * Durham, NC 27713
Tele: (919) 544-5729 * Fax: (919) 544-5491

Printed: 08-Sep-98 at 01:46 PM

219

Client: Pacific Environmental Services
Project Number: 46705B

QA: Matrix Spikes (Post-Digestion)

Client Sample ID:	RAP5B/AGG PDS	
TLI Sample ID:	218-12-10 PDS	
Date Prepared:	September 16, 1998	
Date Analyzed:	September 20-21, 1998	
Matrix:	Aggregate	

	Post-Digestion Spike			Post-Digestion Spike Duplicate			
Analyte	Recovered Amount (ug/L)	Spike Amount (ug/L)	% Recovery	Recovered Amount (ug/L)	Spike Amount (ug/L)	% Recovery	RPD
As	79.82	50	93%				---
Be	N/A	50	N/A				---
Cd	51.44	50	96%				---
Co	86.58	50	99%				---
Cr	113.01	50	98%				---
Mn	1309.49	50	Spike Low				---
Ni	89.72	50	98%				---
Pb	216.00	50	97%				---
Sb	47.78	50	96%				---
Se	56.69	50	90%				---

Triangle Laboratories, Inc.
801 Capitola Drive * Durham, NC 27713
Tele: (919) 544-5729 * Fax: (919) 544-5491

Printed: 08-Sep-98 at 01:46 PM

220

Client: Pacific Environmental Services
Project Number: 46705B

QA: Method Blank

TLI Sample ID:	46705B MB
Date Prepared:	September 16, 1998
Date Analyzed:	September 20-21, 1998
Matrix:	N/A

	Method Blank		
Analyte	Recovered Amount (ug/L)	Detection Limit (ug/L)	Pass or Fail
As	-2.68	5	Pass
Be	0.0	5	Pass
Cd	-0.08	1	Pass
Co	-0.55	2	Pass
Cr	-0.22	2	Pass
Mn	0.49	2	Pass
Ni	-2.71	3	Pass
Pb	0.48	2	Pass
Sb	0.18	4	Pass
Se	-0.62	3	Pass
		---	---
		---	---
		---	---
		---	---
		---	---
		---	---
		---	---
		---	---
		---	---
		---	---
		---	---
		---	---
		---	---
		---	---
		---	---
		---	---
		---	---
		---	---
		---	---
		---	---
		---	---

Triangle Laboratories, Inc.
801 Capitola Drive * Durham, NC 27713
Tele: (919) 544-5729 * Fax: (919) 544-5491

Printed: 08-Sep-98 at 01:46 PM

221

Client: Pacific Environmental Services
Project Number: 46705B

QA: Lab Control Spikes

TLI Sample ID:	46705B LCS	
Date Prepared:	September 16, 1998	
Date Analyzed:	September 20-21, 1998	
Matrix:	N/A	

	Lab Control Spike			Lab Control Spike Duplicate			
Analyte	Recovered Amount (ug/L)	Spike Amount (ug/L)	% Recovery	Recovered Amount (ug/L)	Spike Amount (ug/L)	% Recovery	RPD
As	44.49	50	89%				---
Be	51.00	50	102%				---
Cd	49.79	50	100%				---
Co	50.46	50	101%				---
Cr	51.15	50	102%				---
Mn	51.36	50	103%				---
Ni	47.46	50	95%				---
Pb	50.90	50	102%				---
Sb	49.21	50	98%				---
Se	45.15	50	90%				---

Triangle Laboratories, Inc.
801 Capitola Drive * Durham, NC 27713
Tele: (919) 544-5729 * Fax: (919) 544-5491

Printed: 08-Sep-98 at 01:46 PM

222

Client: Pacific Environmental Services
Project Number: 46705B

Sample Report

Date Received:	September 15, 1998
Date Prepared:	September 21, 1998
Date Analyzed:	September 22, 1998
DATA FILE:	AB
Matrix:	Aggregate

ANALYTE: Hg	
ug/L RDL: 0.2	
Analysis Method:	7471
Instrument: P E Zeeman 5100	
Spike Conc. (ug/L)	5

CVAA ANALYTE SUMMARY REPORT

Client Sample ID	TLI SAMPID	ug/L CONC	ml MPV	gram wt. USED	Percent Solid	DIL FACTOR	mg/Kg RESULT	Avg. RESULT	RPD	%REC
RAP2B/AGG	218-12-4	0.114	100	0.742	99.6%	1	< 0.027	--	--	--
RAP2B/AGG D	218-12-4 D	0.010	100	0.814	99.6%	1	< 0.025	< 0.026	--	--
RAP3M2/AGG	218-12-7	0.253	100	0.674	99.6%	1	0.038	--	--	--
RAP3M2/AGG D	218-12-7 D	0.302	100	0.754	99.6%	1	0.040	0.039	--	--
RAP5B/AGG	218-12-10	0.266	100	0.768	99.4%	1	0.035	--	--	--
RAP5B/AGG D	218-12-10 D	0.315	100	0.828	99.4%	1	0.038	0.037	--	--
RAP2B/AGG MS	218-12-4 MS	4.286	100	0.634	99.6%	1	0.679	--	--	86%
RAP2B/AGG MSD	218-12-4 MSD	4.271	100	0.661	99.6%	1	0.649	--	4.52%	85%
RAP2B/AGG MS	True Spike MS	5	100	0.634	99.6%	1	0.792	--	--	--
RAP2B/AGG MSD	True Spike MSD	5	100	0.661	99.6%	1	0.759	--	--	--
Method Blank	46705B MB	0.039	--	--	--	--	--	--	--	--
Method Blank D	46705B MBD	0.021	--	--	--	--	--	--	--	--
LCS	46705B LCS	4.596	--	--	--	--	--	--	--	92%
LCSD	46705B LCSD	4.962	--	--	--	--	--	--	--	99%

Triangle Laboratories, Inc.
801 Capitola Drive * Durham, North Carolina 27713
Tele: (919) 544-5729 * Fax: (919) 544-5491

Printed: 23-Sep-98 at 11:10 AM

223

Table Name: HA600 Autosampler Type: TYPE TJA
Sample Positions: 179/192 QC Positions: 13/19 # Sets: 2
Rinse Station location is rack -1, pos. -1.

--- Racks ---

Rack #	Type	Usage	#Pos Left	Analyses/Pos
1	Aux. (L) Rack	STD/QC/BLANK	13	10
2	Sample (16mm)	Samples	35	1
3	Sample (16mm)	Samples	48	1
4	Sample (16mm)	Samples	48	1
5	Sample (16mm)	Samples	48	1

--- Sample Sets ---

Set#	Type	Prepare?	Description	Method	#Pos	Rack#	StartPos
1	Normal	No	465748	TRIANGL2	3	2	1
2	Normal	No	467058	TRIANGL2	10	2	4

--- Preparation Info ---

Set#	Uptake	Uptake#2	Final	Dil.Factor

No Samples Prepared.

Rack #1

Pos	Row	Col	Sample Name	Set #	#Used	Type
1	1	1	STD3	-NA-	2	Standard 1-81-12P
2	1	2	STD1-BLANK	-NA-	1	Standard
3	1	3	ICSAB	-NA-	3	QC Standard 1-81-14P
4	1	4	CHECK LO	-NA-	1	QC Standard
5	1	5	ICV/CCV	-NA-	3	QC Standard 1-81-13P
6	1	6	ICB/CCB	-NA-	3	QC Standard

(7...19 Not Used)

MKH 9/20/98

Rack #2

Pos	Row	Col	Sample Name	Set #	#Used	Type
1	1	1	465748 MB	1	-NA-	Sample
2	1	2	465748 LCS	1	-NA-	Sample
3	1	3	216-79-3.14	1	-NA-	Sample
4	1	4	467058 MB	2	-NA-	Sample
5	1	5	467058 LCS	2	-NA-	Sample
6	1	6	218-12-4	2	-NA-	Sample
7	1	7	218-12-7	2	-NA-	Sample
8	1	8	218-12-10	2	-NA-	Sample
9	1	9	218-12-10 D	2	-NA-	Sample
10	1	10	218-12-10 MS	2	-NA-	Sample
11	1	11	218-12-10 MSD	2	-NA-	Sample
12	1	12	218-12-10 PDS	2	-NA-	Sample
13	2	1	218-12-10 L	2	-NA-	Sample

(14...48 Not Used)

224

Rack #3

Pos	Row	Col	Sample Name	Set #	#Used	Type
(1...48	Not Used)					

Rack #4

Pos	Row	Col	Sample Name	Set #	#Used	Type
(1...48	Not Used)					

Rack #5

Pos	Row	Col	Sample Name	Set #	#Used	Type
(1...48	Not Used)					

225

Analysis Report Summary Sun 09-20-98 01:15:38 PM page 1

#	Sample Name	File	Method	Date	Time	OpID	Type	Mode
1	STD1-BLANK	92098	TRIANGL2	09/20/98	10:00		X	IR
2	STD1-BLANK	92098	TRIANGL2	09/20/98	10:09		X	IR
3	STD3	92098	TRIANGL2	09/20/98	10:14		X	IR
4	STD3	92098	TRIANGL2	09/20/98	10:18	DKH	Q	CONC
5	CHECK LO	92098	TRIANGL2	09/20/98	10:23	DKH	Q	CONC
6	ICV/CCV	92098	TRIANGL2	09/20/98	10:28	DKH	Q	CONC
7	ICB/CCB	92098	TRIANGL2	09/20/98	10:35	DKH	Q	CONC
8	ICSAB	92098	TRIANGL2	09/20/98	10:40	DKH	Q	CONC
9	46574B MB	92098	TRIANGL2	09/20/98	10:55	DKH	S	CONC
10	46574B LCS	92098	TRIANGL2	09/20/98	11:00	DKH	S	CONC
11	216-79-8,14	92098	TRIANGL2	09/20/98	11:05	DKH	S	CONC
12	ICV/CCV	92098	TRIANGL2	09/20/98	11:09	DKH	Q	CONC
13	ICB/CCB	92098	TRIANGL2	09/20/98	11:18	DKH	Q	CONC
14	ICSAB	92098	TRIANGL2	09/20/98	11:23	DKH	Q	CONC
15	467058 MB	92098	TRIANGL2	09/20/98	11:45	DKH	S	CONC
16	467058 LCS	92098	TRIANGL2	09/20/98	11:49	DKH	S	CONC
17	218-12-4	92098	TRIANGL2	09/20/98	11:54	DKH	S	CONC
18	218-12-7	92098	TRIANGL2	09/20/98	11:58	DKH	S	CONC
19	218-12-10	92098	TRIANGL2	09/20/98	12:03	DKH	S	CONC
20	218-12-10 D	92098	TRIANGL2	09/20/98	12:08	DKH	S	CONC
21	218-12-10 MS	92098	TRIANGL2	09/20/98	12:12	DKH	S	CONC
22	218-12-10 MSD	92098	TRIANGL2	09/20/98	12:17	DKH	S	CONC
23	218-12-10 PDS	92098	TRIANGL2	09/20/98	12:22	DKH	S	CONC
24	218-12-10 L	92098	TRIANGL2	09/20/98	12:26	DKH	S	CONC
25	ICV/CCV	92098	TRIANGL2	09/20/98	12:37	DKH	Q	CONC
~~26~~	~~ICB/CCB~~	~~92098~~	~~TRIANGL2~~	~~09/20/98~~	~~12:41~~	~~DKH~~	~~Q~~	~~CONC~~
~~27~~	~~ICB/CCB~~	~~92098~~	~~TRIANGL2~~	~~09/20/98~~	~~12:47~~	~~DKH~~	~~Q~~	~~CONC~~
28	ICB/CCB	92098	TRIANGL2	09/20/98	12:53	DKH	Q	CONC
29	ICSAB	92098	TRIANGL2	09/20/98	12:58	DKH	Q	CONC

N/A. Reanalyzed. MCH 9/20/98

226

ethod: TRIANGL2 Standard: STD1-BLANK
un Time: 09/20/98 10:09:40

Elem	Ag3280	Al3082	As1890	B_2496	Ba4934	Be3130	Ca3179
Avge	-.0001	.0085	-.0005	.0056	.0000	.0003	.0000
SDev	.0001	.0001	.0001	.0000	.0000	.0000	.0000
%RSD	86.74	.5765	18.42	.3052	27.88	3.230	91.62
#1	.0000	.0086	-.0006	.0056	.0000	.0004	.0000
#2	-.0001	.0085	-.0005	.0056	.0001	.0003	.0000
#3	-.0001	.0085	-.0004	.0056	.0001	.0003	.0000

Elem	Cd2265	Ce4186	Co2286	Cr2677	Cu3247	Fe2714	K_7664
Avge	-.0005	-.0002	-.0001	-.0001	.0027	.0000	2.955
SDev	.0000	.0004	.0000	.0001	.0000	.0000	.040
%RSD	2.651	215.6	26.87	54.37	.8566	91.55	1.370
#1	-.0005	-.0006	-.0002	-.0001	.0027	.0000	2.909
#2	-.0005	-.0001	-.0001	-.0001	.0027	.0001	2.967
#3	-.0005	.0002	-.0001	-.0000	.0027	.0000	2.987

Elem	Li6707	Mg2790	Mn2576	Mo2020	Na3302	Ni2316	P_2149
Avge	.0484	.0001	.0001	.0000	.0056	-.0014	-.0015
SDev	.0007	.0001	.0000	.0000	.0013	.0001	.0001
%RSD	1.360	68.13	4.444	60.79	23.75	5.166	7.216
#1	.0476	.0000	.0001	.0000	.0071	-.0015	-.0014
#2	.0487	.0002	.0001	.0001	.0045	-.0014	-.0015
#3	.0488	.0001	.0001	.0001	.0055	-.0014	-.0012

Elem	2203-1	2203-2	Sb2068	1960-1	1960-2	Sn1899	Sr4215
Avge	.0010	.0000	.0003	-.0097	.0038	-.0008	.0001
SDev	.0006	.0002	.0002	.0004	.0004	.0001	.0000
%RSD	56.90	628.2	61.85	4.315	9.486	15.81	12.70
#1	.0017	-.0002	.0002	-.0096	.0034	-.0009	.0001
#2	.0006	.0002	.0002	-.0101	.0041	-.0006	.0001
#3	.0007	.0001	.0005	-.0093	.0038	-.0007	.0002

Elem	Ti3349	Tl1908	V_2924	Zn2062	Si2881
Avge	.0001	-.0009	-.0007	.0000	.0324
SDev	.0001	.0001	.0000	.0001	.0002
%RSD	133.1	15.65	2.784	199.4	.7255
#1	-.0000	-.0010	-.0007	-.0000	.0327
#2	.0001	-.0007	-.0007	.0000	.0323
#3	.0001	-.0009	-.0007	.0001	.0322

IntStd	1	2	3	4	5	6	7
Mode	#Counts	Time	NOTUSED	NOTUSED	NOTUSED	NOTUSED	NOTUSED
Elem	Y	--	--	--	--	--	--
Wavlen	371.030	--	--	--	--	--	--
Avge	232189	15000	--	--	--	--	--
SDev	240.5043	.0000000	--	--	--	--	--
%RSD	.1035814	.0000000	--	--	--	--	--
#1	231965	15000	--	--	--	--	--

227

#2	232454	15000	--	--	--	--	--
#3	232127	15000	--	--	--	--	--

Method: TRIANGL2 Standard: STD3
Run Time: 09/20/98 10:14:20

Elem	Ag3280	Al3082	As1890	B_2496	Ba4934	Be3130	Ca3179
Avge	.4081	.0212	.1212	.1263	.1658	.2378	.0178
SDev	.0025	.0001	.0011	.0007	.0013	.0019	.0001
%RSD	.6176	.6666	.9435	.5841	.7881	.7937	.7758
#1	.4110	.0214	.1225	.1271	.1672	.2400	.0179
#2	.4070	.0212	.1208	.1259	.1653	.2370	.0177
#3	.4063	.0211	.1203	.1259	.1648	.2365	.0177

Elem	Cd2265	Ce4186	Co2286	Cr2677	Cu3247	Fe2714	K_7664
Avge	.8988	.0935	.1060	.1281	.1746	.0036	17.19
SDev	.0063	.0008	.0008	.0010	.0014	.0000	.02
%RSD	.7067	.8022	.7160	.7506	.7916	.6980	.1032
#1	.9062	.0944	.1069	.1292	.1761	.0036	17.17
#2	.8956	.0932	.1055	.1277	.1742	.0035	17.20
#3	.8947	.0930	.1056	.1274	.1734	.0036	17.19

Elem	Li6707	Mg2790	Mn2576	Mo2020	Na3302	Ni2316	P_2149
Avge	11.63	.0200	.1215	.1238	.1945	.3365	.0343
SDev	.02	.0002	.0008	.0007	.0007	.0031	.0002
%RSD	.1867	.8799	.7016	.5886	.3382	.9198	.4668
#1	11.64	.0202	.1224	.1247	.1949	.3401	.0346
#2	11.65	.0199	.1211	.1235	.1948	.3346	.0346
#3	11.61	.0199	.1209	.1234	.1937	.3348	.0344

Elem	2203-1	2203-2	Sb2068	1960-1	1960-2	Sn1899	Sr4215
Avge	.2009	.1016	.1948	.5327	.3657	.1889	.7774
SDev	.0008	.0005	.0009	.0016	.0046	.0016	.0069
%RSD	.4044	.4856	.4529	.3024	1.250	.8729	.8935
#1	.2018	.1021	.1958	.5330	.3710	.1907	.7851
#2	.2001	.1014	.1941	.5342	.3629	.1883	.7753
#3	.2009	.1012	.1944	.5310	.3632	.1876	.7716

Elem	Ti3349	Tl1908	V_2924	Zn2062	Si2881
Avge	.9991	.0694	.0339	.1322	.4961
SDev	.0080	.0002	.0003	.0009	.0034
%RSD	.7999	.2358	.7503	.6784	.6767
#1	1.008	.0696	.0342	.1332	.4999
#2	.9963	.0693	.0337	.1317	.4946
#3	.9929	.0693	.0337	.1317	.4937

IntStd	1	2	3	4	5	6	7
Mode	#Counts	Time	NOTUSED	NOTUSED	NOTUSED	NOTUSED	NOTUSED
Elem	Y	--	--	--	--	--	--
Wavlen	371.030	--	--	--	--	--	--
Avge	231470	15000	--	--	--	--	--

228

alysis Report Averages Sun 09-20-98 01:09:17 PM page 1

thod: TRIANGL2 Sample Name: STD3 Operator: DKH
n Time: 09/20/98 10:18 Filename: 92098
de: CONC Type: Q Corr. Factor: 1.00000
b ID.: Cust. Smpl. ID.: Cust. ID.: 465748

ems	Ag3280	Al3082	As1890	B_2496	Ba4934	Be3130
its	ppb	ppb	ppb	ppb	ppb	ppb
ge	1000.	1001.	1007.	1000.	1000.	1001.
ev	4.07	.4574	5.219	7.177	.4782	6.558
SD	.4069	.0457	.5183	.7176	.0478	.6554

ems	Ca3179	Cd2265	Ce4186	Co2286	Cr2677	Cu3247
its	ppb	ppb	ppb	ppb	ppb	ppb
ge	1003.	1006.	1002.	1004.	1003.	1000.
ev	8.416	7.103	1.358	7.481	7.63	.3264
SD	.8392	.7062	.1354	.7453	.7604	.0326

ems	Fe2714	K_7664	Li6707	Mg2790	Mn2576	Mo2020
its	ppb	ppm	ppb	ppb	ppb	ppb
ge	1002.	9.944	994.4	1001.	1001.	1006.
ev	12.88	.1019	10.04	5.677	5.928	6.36
SD	1.285	1.025	1.01	.5669	.5921	.6342

ems	Na3302	Ni2316	P_2149	2203-1	2203-2	Sb2068
its	ppm	ppb	ppb	ppb	ppb	ppb
ge	9.879	1006.	1009.	1006.	1003.	1003.
ev	.0581	7.729	4.967	7.975	12.81	4.308
SD	.5883	.768	.4923	.793	1.278	.4296

ems	1960-1	1960-2	Pb2203	Se1960	Sn1899	Sr4215
its	ppb	ppb	ppb	ppb	ppb	ppb
ge	1006.	1002.	1004.	1003.	1004.	994.4
ev	4.451	13.87	11.19	10.6	7.855	.3735
SD	.4426	1.384	1.115	1.056	.7856	.0376

ems	Tl3349	Tl1908	V_2924	Zn2062	Si2881
its	ppb	ppb	ppb	ppb	ppb
ge	998.2	1010.	1003.	1004.	10030.
Dev	3.069	8.747	5.692	10.78	38.53
SD	.3075	.8664	.5675	1.073	.3843

229

Method: TRIANGL2 Sample Name: ICV/CCV Operator: DKH
Run Time: 09/20/98 11:09 Filename: 92098
Mode: CONC Type: Q Corr. Factor: 1.00000
Lab ID.: Cust. Smpl. ID.: Cust. ID.: 465748

Elems	Ag3280	Al3082	As1890	B_2496	Ba4934	Be3130
Units	ppb	ppb	ppb	ppb	ppb	ppb
Avge	501.4	480.3	508.5	491.7	515.5	504.8
SDev	2.172	3.827	3.002	1.689	2.73	3.33
%RSD	.4332	.7968	.5905	.3435	.5297	.6597

Elems	Ca3179	Cd2265	Ce4186	Co2286	Cr2677	Cu3247
Units	ppb	ppb	ppb	ppb	ppb	ppb
Avge	509.4	508.1	504.2	511.3	509.6	508.1
SDev	3.975	3.558	2.054	3.452	4.723	2.639
%RSD	.7804	.7003	.4075	.6752	.9268	.5193

Elems	Fe2714	K_7664	Li6707	Mg2790	Mn2576	Mo2020
Units	ppb	ppm	ppb	ppb	ppb	ppb
Avge	509.6	5.033	491.9	501.8	510.7	510.8
SDev	11.61	.0572	7.714	3.955	3.016	2.636
%RSD	2.279	1.136	1.568	.7882	.5907	.5162

Elems	Na3302	Ni2316	P_2149	2203-1	2203-2	Sb2068
Units	ppm	ppb	ppb	ppb	ppb	ppb
Avge	4.902	504.2	498.2	507.2	503.0	487.0
SDev	.0461	3.357	1.142	1.93	4.115	7.478
%RSD	.9398	.6658	.2292	.3805	.8182	1.535

Elems	1960-1	1960-2	Pb2203	Se1960	Sn1899	Sr4215
Units	ppb	ppb	ppb	ppb	ppb	ppb
Avge	511.8	510.1	504.4	510.7	512.1	508.7
SDev	.9554	1.53	3.215	1.043	3.525	2.486
%RSD	.1863	.2999	.6375	.2042	.6884	.4886

Elems	Ti3349	Tl1908	V_2924	Zn2062	Si2881
Units	ppb	ppb	ppb	ppb	ppb
Avge	505.5	506.9	504.8	512.5	5007.
SDev	2.26	4.852	2.839	5.767	23.4
%RSD	.447	.9572	.5625	1.125	.4675

thod: TRIANGL2 Sample Name: ICB/CCB Operator: DKH
n Time: 09/20/98 11:18 Filename: 92098
de: CONC Type: Q Corr. Factor: 1.00000
b ID.: Cust. Smpl. ID.: Cust. ID.: 465748

lems	Ag3280	Al3082	As1890	B_2496	Ba4934	Be3130
nits	ppb	ppb	ppb	ppb	ppb	ppb
vge	-.2385	-22.53	.0613	-16.44	.1139	.0092
Dev	.974	2.756	.2133	1.238	.0824	.0133
RSD	408.4	12.23	347.7	7.533	72.36	144.1

lems	Ca3179	Cd2265	Ce4186	Co2286	Cr2677	Cu3247
nits	ppb	ppb	ppb	ppb	ppb	ppb
vge	.5744	.2456	1.260	.3539	.4401	.7999
Dev	1.118	.2414	3.709	.84	.8711	.4722
RSD	194.6	98.3	294.5	237.4	197.9	59.04

lems	Fe2714	K_7664	Li6707	Mg2790	Mn2576	Mo2020
nits	ppb	ppm	ppb	ppb	ppb	ppb
vge	5.848	.0240	.1458	.0441	.0851	.3948
Dev	12.76	.0339	.0352	6.488	.0604	.3089
RSD	218.3	141	24.12	14700	70.91	78.23

lems	Na3302	Ni2316	P_2149	2203-1	2203-2	Sb2068
nits	ppm	ppb	ppb	ppb	ppb	ppb
vge	-.1742	-.0526	.1157	-3.715	.4299	.4829
Dev	.1916	.2319	5.769	1.457	1.466	1.179
RSD	110	441	4984	39.23	341	244.1

lems	1960-1	1960-2	Pb2203	Se1960	Sn1899	Sr4215
nits	ppb	ppb	ppb	ppb	ppb	ppb
vge	-.5542	.1561	-.9504	-.0805	-.6453	.1060
Dev	.4766	.6414	.9324	.3362	.2999	.0276
RSD	85.98	411	98.11	417.8	46.48	26.05

lems	Ti3349	Tl1908	V_2924	Zn2062	Si2881
nits	ppb	ppb	ppb	ppb	ppb
vge	.1725	2.232	.2472	.3631	-112.8
Dev	.1885	.3665	.484	.564	6.276
RSD	109.3	16.27	195.8	155.3	5.565

Method: TRIANGL2 Sample Name: ICSA8 Operator: DKH
Run Time: 09/20/98 11:23 Filename: 92098
Mode: CONC Type: Q Corr. Factor: 1.00000
Lab ID.: Cust. Smpl. ID.: Cust. ID.: 46574B

Elems	Ag3280	Al3082	As1890	B_2496	Ba4934	Be3130
Units	ppb	ppb	ppb	ppb	ppb	ppb
Avge	551.1	524500.	525.3	534.4	542.5	491.1
SDev	1.125	1147	2.42	1.788	.7799	1.208
%RSD	.2042	.2187	.4608	.3346	.1437	.2461

Elems	Ca3179	Cd2265	Ce4186	Co2286	Cr2677	Cu3247
Units	ppb	ppb	ppb	ppb	ppb	ppb
Avge	456700.	489.6	514.2	494.6	493.6	569.7
SDev	1355	1.524	.609	1.583	1.903	1.15
%RSD	.2967	.3112	.1184	.3201	.3855	.2018

Elems	Fe2714	K_7664	Li6707	Mg2790	Mn2576	Mo2020
Units	ppb	ppm	ppb	ppb	ppb	ppb
Avge	181600.	16.49	652.1	535200.	478.2	505.8
SDev	458.2	.0588	1.961	1509	1.304	2.609
%RSD	.2523	.3567	.3008	.282	.2726	.5159

Elems	Na3302	Ni2316	P_2149	2203-1	2203-2	Sb2068
Units	ppm	ppb	ppb	ppb	ppb	ppb
Avge	5.890	465.5	9634.3	512.1	499.1	519.2
SDev	.0774	1.258	5.934	2.93	2.203	6.393
%RSD	1.315	.2702	.9354	.5721	.4413	1.231

Elems	1960-1	1960-2	Pb2203	Se1960	Sn1899	Sr4215
Units	ppb	ppb	ppb	ppb	ppb	ppb
Avge	559.5	543.1	503.4	548.6	524.5	533.5
SDev	2.774	1.731	.4998	1.349	2.953	.9446
%RSD	.4957	.3188	.0993	.2458	.563	.1771

Elems	Ti3349	Tl1908	V_2924	Zn2062	Si2881
Units	ppb	ppb	ppb	ppb	ppb
Avge	509.2	520.0	493.4	459.0	5441.
SDev	.949	7.941	1.301	1.62	12.38
%RSD	.1863	1.527	.2605	.353	.2276

thod: TRIANGL2 Sample Name: 467058 MB Operator: DKH
n Time: 09/20/98 11:45 Filename: 92098
de: CONC Type: S Corr. Factor: 1.00000
b ID.: Cust. Smpl. ID.: Cust. ID.: 467058

lems	As1890	Ba3130	Cd2265	Co2286	Cr2677	Mn2576
its	ppb	ppb	ppb	ppb	ppb	ppb
ge	L-2.685	L-.0414	L-.0825	L-.5500	L-.2153	L.4867
ev	1.84	.0235	.1113	.1459	.0712	.0255
SD	68.52	56.81	134.9	26.52	33.08	5.237

ems	Ni2316	Pb2203	Sb2068	Se1960
its	ppb	ppb	ppb	ppb
ge	L-2.712	L.4808	L.1774	L-.6181
ev	.3233	.6344	1.045	.4139
SD	11.92	131.9	589.1	66.96

Method: TRIANGL2 Sample Name: 467058 LCS Operator: DKH
Run Time: 09/20/98 11:49 Filename: 92098
Mode: CONC Type: S Corr. Factor: 1.00000
Lab ID.: Cust. Smpl. ID.: Cust. ID.: 467058

Elems	As1890	Be3130	Cd2265	Co2286	Cr2677	Mn2576
Units	ppb	ppb	ppb	ppb	ppb	ppb
Avge	44.49	48.90	49.79	50.46	51.15	51.36
SDev	.5318	.4577	.2058	.3482	.4947	.456
%RSD	1.195	.9361	.4133	.6902	.967	.8878

Elems	Ni2316	Pb2203	Sb2068	Se1960
Units	ppb	ppb	ppb	ppb
Avge	47.46	50.90	49.21	45.15
SDev	.2881	.5254	1.458	.8344
%RSD	.607	1.032	2.963	1.848

ethod: TRIANGL2 Sample Name: 218-12-4 Operator: DKH
un Time: 09/20/98 11:54 Filename: 92098
ode: CONC Type: S Corr. Factor: 1.00000
ab ID.: Cust. Smpl. ID.: Cust. ID.: 467058

lems	As1890	Be3130	Cd2265	Co2286	Cr2677	Mn2576
nits	ppb	ppb	ppb	ppb	ppb	ppb
vge	24.70	L-5.554	3.220	33.33	67.11	1353.
Dev	1.716	.0108	.1025	.6402	.8321	1.578
RSD	6.947	.1953	3.182	1.921	1.24	.1167

lems	Ni2316	Pb2203	Sb2068	Se1960
nits	ppb	ppb	ppb	ppb
vge	45.31	106.2	L.7672	10.28
Dev	.6245	1.45	.7364	.8907
RSD	1.378	1.365	95.99	8.662

Method: TRIANGL2 Sample Name: 218-12-7 Operator: DKH
Run Time: 09/20/98 11:58 Filename: 92098
Mode: CONC Type: S Corr. Factor: 1.00000
Lab ID.: Cust. Smpl. ID.: Cust. ID.: 467058

Elems	As1890	Be3130	Cd2265	Co2286	Cr2677	Mn2576
Units	ppb	ppb	ppb	ppb	ppb	ppb
Avge	20.87	L-3.069	3.431	28.58	51.10	1238.
SDev	.7198	.0347	.0292	.1445	.1288	9.61
%RSD	3.449	1.13	.8517	.5054	.2521	.7763

Elems	Ni2316	Pb2203	Sb2068	Se1960
Units	ppb	ppb	ppb	ppb
Avge	45.86	113.2	L-1.243	12.94
SDev	1.026	1.405	1.526	.5889
%RSD	2.237	1.241	122.7	4.552

ethod: TRIANGL2 Sample Name: 218-12-10 Operator: DKH
un Time: 09/20/98 12:03 Filename: 92098
ode: CONC Type: S Corr. Factor: 1.00000
ab ID.: Cust. Smpl. ID.: Cust. ID.: 467058

lems	As1890	Be3130	Cd2265	Co2286	Cr2677	Mn2576
nits	ppb	ppb	ppb	ppb	ppb	ppb
vge	33.55	L-6.381	3.400	36.86	64.16	1274.
Dev	1.479	.0204	.2031	.3651	.1644	1.961
RSD	4.409	.3196	5.975	.9904	.2562	.154

lems	Ni2316	Pb2203	Sb2068	Se1960
Inits	ppb	ppb	ppb	ppb
ıvge	40.51	167.7	L-.5160	11.48
;Dev	.9076	.3696	1.183	.7629
;RSD	2.241	.2204	229.2	6.647

237

Method: TRIANGL2 Sample Name: 218-12-1Q D Operator: DKH
Run Time: 09/20/98 12:08 Filename: 92098
Mode: CONC Type: S Corr. Factor: 1.00000
Lab ID.: Cust. Smpl. ID.: Cust. ID.: 467058

Elems	As1890	Be3130	Cd2265	Co2286	Cr2677	Mn2576
Units	ppb	ppb	ppb	ppb	ppb	ppb
Avge	28.65	L-5.684	3.418	39.24	101.4	1212.
SDev	1.411	.0046	.1694	.5381	1.117	9.884
%RSD	4.926	.0809	4.954	1.371	1.101	.8158

Elems	Ni2316	Pb2203	Sb2068	Se1960
Units	ppb	ppb	ppb	ppb
Avge	51.41	165.6	L.7008	11.62
SDev	.5722	2.617	2.71	1.22
%RSD	1.113	1.581	386.7	10.5

Method: TRIANGL2 Sample Name: 218-12-10 MS Operator: DKH
Run Time: 09/20/98 12:12 Filename: 92098
Mode: CONC Type: S Corr. Factor: 1.00000
Lab ID.: Cust. Smpl. ID.: Cust. ID.: 467058

Elems	As1890	Be3130	Cd2265	Co2286	Cr2677	Mn2576
Units	ppb	ppb	ppb	ppb	ppb	ppb
Avge	78.04	42.37	51.59	82.05	110.2	1296.
SDev	.9675	.0974	.116	.3057	.3505	2.983
%RSD	1.24	.2298	.2248	.3726	.3179	.2302

Elems	Ni2316	Pb2203	Sb2068	Se1960
Units	ppb	ppb	ppb	ppb
Avge	89.29	221.7	16.53	55.01
SDev	1.135	1.361	.5989	1.389
%RSD	1.271	.6136	3.624	2.525

239

Method: TRIANGL2 Sample Name: 218-12-1Q MSD Operator: DKH
Run Time: 09/20/98 12:17 Filename: 92098
Mode: CONC Type: S Corr. Factor: 1.00000
Lab ID.: Cust. Smpl. ID.: Cust. ID.: 467058

Elems	As1890	Be3130	Cd2265	Co2286	Cr2677	Mn2576
Units	ppb	ppb	ppb	ppb	ppb	ppb
Avge	85.97	38.73	49.28	81.73	109.1	1147.
SDev	.5274	.0436	.1345	.1206	.1631	1.5
%RSD	.6135	.1124	.273	.1476	.1495	.1308

Elems	Ni2316	Pb2203	Sb2068	Se1960
Units	ppb	ppb	ppb	ppb
Avge	87.13	217.1	15.48	55.21
SDev	.9933	.5385	.5629	1.69
%RSD	1.14	.248	3.636	3.062

240

ethod: TRIANGL2 Sample Name: 218-12-10 PDS Operator: DKH
un Time: 09/20/98 12:22 Filename: 92098
ode: CONC Type: S Corr. Factor: 1.00000
ab ID.: Cust. Smpl. ID.: Cust. ID.: 467058

lems	As1890	Be3130	Cd2265	Co2286	Cr2677	Mn2576
nits	ppb	ppb	ppb	ppb	ppb	ppb
vge	79.82	41.31	51.44	86.58	113.0	1309.
Dev	.7798	.3126	.539	.5552	.1965	8.562
RSD	.9769	.7568	1.048	.6412	.1739	.6539

lems	Ni2316	Pb2203	Sb2068	Se1960
Inits	ppb	ppb	ppb	ppb
vge	89.72	216.0	47.78	56.69
Dev	.8259	1.837	1.497	1.217
RSD	.9206	.8503	3.134	2.147

241

Method: TRIANGL2 Sample Name: 218-12-10 L Operator: DKH
Run Time: 09/20/98 12:26 Filename: 92098
Mode: CONC Type: S Corr. Factor: 1.00000
Lab ID.: Cust. Smpl. ID.: Cust. ID.: 467058

Elems	As1890	Be3130	Cd2265	Co2286	Cr2677	Mn2576
Units	ppb	ppb	ppb	ppb	ppb	ppb
Avge	6.616	L-1.146	L.8441	7.352	13.71	262.1
SDev	.4493	.0104	.1333	.2423	.0907	.9263
%RSD	6.792	.9124	15.8	3.208	.6615	.3535

Elems	Ni2316	Pb2203	Sb2068	Se1960
Units	ppb	ppb	ppb	ppb
Avge	8.352	33.68	L.4273	L2.110
SDev	.6356	.8303	2.176	1.288
%RSD	7.435	2.465	509.3	61.03

242

ethod: TRIANGL2 Sample Name: ICV/CCV Operator. DKH
un Time: 09/20/98 12:37 Filename: 92098
ode: CONC Type: Q Corr. Factor: 1.00000
ab ID.: Cust. Smpl. ID.: Cust. ID.: 467058

lems	Ag3280	Al3082	As1890	B_2496	Ba4934	Be3130
nits	ppb	ppb	ppb	ppb	ppb	ppb
vge	504.1	546.1	513.3	496.3	521.1	500.7
Dev	2.1	8.308	4.025	2.783	2.03	2.019
RSD	.4160	1.521	.7842	.5608	.3896	.4032

lems	Ca3179	Cd2265	Ce4186	Co2286	Cr2677	Cu3247
nits	ppb	ppb	ppb	ppb	ppb	ppb
vge	501.5	518.4	514.1	521.1	510.9	514.1
Dev	1.642	2.199	2.79	1.814	1.323	2.445
RSD	.3274	.4242	.5427	.3481	.259	.4755

lems	Fe2714	K_7664	Li6707	Mg2790	Mn2576	Mo2020
nits	ppb	ppm	ppb	ppb	ppb	ppb
vge	519.6	5.042	491.5	503.6	508.4	515.9
Dev	2.513	.0251	1.874	4.481	1.43	1.907
RSD	.4837	.4979	.3812	.8864	.2812	.3695

lems	Na3302	Ni2316	P_2149	2203-1	2203-2	Sb2068
nits	ppm	ppb	ppb	ppb	ppb	ppb
vge	4.915	511.1	504.8	509.6	514.5	501.2
Dev	.0093	2.886	9.358	2.676	1.709	1.954
RSD	.19	.5647	1.854	.5251	.3321	.3898

Elems	1960-1	1960-2	Pb2203	Se1960	Sn1899	Sr4215
Units	ppb	ppb	ppb	ppb	ppb	ppb
Avge	518.3	520.1	512.9	519.5	493.8	513.7
SDev	3.679	3.329	1.259	3.403	2.812	2.185
%RSD	.71	.64	.2455	.655	.5695	.4254

Elems	Ti3349	Tl1908	V_2924	Zn2062	Si2881
Units	ppb	ppb	ppb	ppb	ppb
Avge	503.3	521.8	516.3	499.3	4990.
SDev	1.671	2.533	1.945	2.129	22.46
%RSD	[illegible]	.485[illegible]	.3767	.4264	.4501

243

Method: TRIANGL2 Sample Name: ICB/CCB Operator: DKH
Run Time: 09/20/98 12:41 Filename: 92098
Mode: CONC Type: Q Corr. Factor: 1.00000
Lab ID.: Cust. Smpl. ID.: Cust. ID.: 467058

Elems	Ag3280	Al3082	As1890	B_2496	Ba4934	Be3130
Units	ppb	ppb	ppb	ppb	ppb	ppb
Avge	.0882	36.41	-.3899	-17.18	.2415	.3941
SDev	.1035	2.778	.3042	1.169	.0401	.0229
%RSD	117.4	7.631	78.02	6.805	16.61	5.811

Elems	Ca3179	Cd2265	Ce4186	Co2286	Cr2677	Cu3247
Units	ppb	ppb	ppb	ppb	ppb	ppb
Avge	1.853	.3498	4.485	.4485	.5167	-.5675
SDev	.7785	.1049	1.457	.061	.3857	.1151
%RSD	42	29.98	32.48	13.6	74.66	20.27

Elems	Fe2714	K_7664	Li6707	Mg2790	Mn2576	Mo2020
Units	ppb	ppm	ppb	ppb	ppb	ppb
Avge	14.34	-.0256	.1573	6.175	.2455	1.250
SDev	1.898	.0015	.0133	1.144	.001	1.001
%RSD	13.23	5.939	8.449	18.53	.4162	80.1

Elems	Na3302	Ni2316	P_2149	2203-1	2203-2	Sb2068
Units	ppm	ppb	ppb	ppb	ppb	ppb
Avge	-.1459	.0982	2.690	-3.044	-1.235	24.042
SDev	.1168	.2465	2.124	.6904	1.589	3.308
%RSD	80.03	251.2	78.95	22.68	128.6	81.82

Elems	1960-1	1960-2	Pb2203	Se1960	Sn1899	Sr4215
Units	ppb	ppb	ppb	ppb	ppb	ppb
Avge	-1.631	.3494	-1.838	-.3102	.2279	.1986
SDev	.9214	.3175	.9113	.5217	.2063	.0088
%RSD	56.93	90.89	49.57	168.2	90.54	4.412

Elems	Ti3349	Tl1908	V_2924	Zn2062	Si2881
Units	ppb	ppb	ppb	ppb	ppb
Avge	.5620	26.344	1.411	.3763	-203.6
SDev	.0915	.7931	.163	.4156	4.097
%RSD	16.29	12.12	11.55	110.3	2.013

N/A.
DKH 9/20/98

244

Method: TRIANGL2 Sample Name: ICB/CCB Operator: DKH
Run Time: 09/20/98 12:47 Filename: 92098
Mode: CONC Type: Q Corr. Factor: 1.00000
Lab ID.: Cust. Smpl. ID.: Cust. ID.: 467058

Elems	Ag3280	Al3082	As1890	B_2496	Ba4934	Be3130
Units	ppb	ppb	ppb	ppb	ppb	ppb
Avge	.1229	35.49	-.1947	-18.52	.0863	.2995
SDev	.3266	3.035	1.097	.864	.0147	.0159
%RSD	265.8	8.551	563.4	4.666	17.03	5.312

Elems	Ca3179	Cd2265	Ce4186	Co2286	Cr2677	Cu3247
Units	ppb	ppb	ppb	ppb	ppb	ppb
Avge	.3223	.2408	1.824	.3665	.3373	-.5427
SDev	.2413	.0786	.837	.2699	.1929	.0395
%RSD	74.88	32.65	45.89	73.63	57.2	7.277

Elems	Fe2714	K_7664	Li6707	Mg2790	Mn2576	Mo2020
Units	ppb	ppm	ppb	ppb	ppb	ppb
Avge	4.911	-.0368	.0288	1.579	.0579	.4054
SDev	1.871	.0069	.0317	.8819	.0537	.1595
%RSD	38.1	18.75	110.2	55.84	92.73	39.34

Elems	Na3302	Ni2316	P_2149	2203-1	2203-2	Sb2068
Units	ppm	ppb	ppb	ppb	ppb	ppb
Avge	-.1294	-.4408	-3.230	-1.994	-2.056	1.301
SDev	.052	.1225	4.546	2.239	1.481	.4005
%RSD	40.18	27.8	140.7	112.2	72.06	30.78

Elems	1960-1	1960-2	Pb2203	Se1960	Sn1899	Sr4215
Units	ppb	ppb	ppb	ppb	ppb	ppb
Avge	-1.109	1.339	-2.035	.5240	-.2134	.0810
SDev	.6850	1.287	.971	.6513	1.038	.0166
%RSD	61.8	96.12	47.71	124.3	481.3	20.53

Elems	Ti3349	Tl1908	V_3924	Zn2062	Si2881
Units	ppb	ppb	ppb	ppb	ppb
Avge	.1229	2.019	1.226	.1281	-214.3
SDev	.0869	1.78	.2733	.1348	[illegible]
%RSD	26.34	[illegible]	[illegible]	[illegible]	[illegible]

N/A.
DKH 9/20/98

245

Method: TRIANGL2 Sample Name: IC8/CC8 Operator: DKH
Run Time: 09/20/98 12:53 Filename: 92098
Mode: CONC Type: Q Corr. Factor: 1.00000
Lab ID.: Cust. Smpl. ID.: Cust. ID.: 467058

Elems	Ag3280	Al3082	As1890	B_2496	Ba4934	Be3130
Units	ppb	ppb	ppb	ppb	ppb	ppb
Avge	-.1080	46.36	.1051	-19.60	.0198	.3104
SDev	.4232	2.011	.287	.5749	.0523	.0214
%RSD	391.7	4.338	273	2.933	264.3	6.905

Elems	Ca3179	Cd2265	Ce4186	Co2286	Cr2677	Cu3247
Units	ppb	ppb	ppb	ppb	ppb	ppb
Avge	-.1595	.1738	2.333	.0702	.3898	-.8187
SDev	.4891	.0881	.9066	.1834	.2208	.0885
%RSD	306.7	50.69	38.87	261.1	56.63	10.81

Elems	Fe2714	K_7664	Li6707	Mg2790	Mn2576	Mo2020
Units	ppb	ppm	ppb	ppb	ppb	ppb
Avge	2.138	-.0251	.0038	-.0972	-.0532	.3308
SDev	5.871	.0115	.0115	.8238	.9543	.179
%RSD	274.6	45.73	300	847.9	102.1	54.1

Elems	Na3302	Ni2316	P_2149	2203-1	2203-2	Sb2068
Units	ppm	ppb	ppb	ppb	ppb	ppb
Avge	-.1363	.1476	2.096	-.8852	-1.387	.2972
SDev	.1066	.7035	1.806	1.388	1.057	.6293
%RSD	78.1	476.7	86.16	156.8	76.21	211.8

Elems	1960-1	1960-2	Pb2203	Se1960	Sn1899	Sr4215
Units	ppb	ppb	ppb	ppb	ppb	ppb
Avge	-.6924	.1942	-1.220	-.1010	.8138	.0183
SDev	1.048	1.443	.2444	1.214	.6112	.0117
%RSD	151.4	742.8	20.04	1202	75.11	63.95

Elems	Ti3349	Tl1908	V_2924	Zn2062	Zr1289
Units	ppb	ppb	ppb	ppb	ppb
Avge	.1066	2.043	1.248	.2313	-221.6
SDev	.1911	1.449	.1383	.0774	2.989
%RSD	179.3	71.74	11.08	33.43	1.327

Method: TRIANGL2 Sample Name: ICSAB Operator: DKM
Run Time: 09/20/98 12:58 Filename: 92098
Mode. CONC Type: Q Corr. Factor: 1.00000
Lab ID.: Cust. Smpl. ID.: Cust. ID.: 407056

Elems	Ag3280	Al3082	As1890	B_2497	Ba4934	Be3130
Units	ppb	ppb	ppb	ppb	ppb	ppb
Avge	549.4	513000.	527.9	536.6	547.7	487.7
SDev	.4926	512.9	2.206	2.606	.8116	1.511
%RSD	.0896	.0996	.4179	.4857	.1482	.3098

Elems	Ca3179	Cd2265	Ce4186	Co2280	Cr2677	Cu3247
Units	ppb	ppb	ppb	ppb	ppb	ppb
Avge	448500.	499.4	522.8	504.0	494.4	574.2
SDev	1732	2.032	2.308	1.566	1.217	.9807
%RSD	.3863	.4069	.4414	.3107	.2462	.1708

Elems	Fe2714	K_7664	Li6707	Mg2790	Mn2576	Mo2020
Units	ppb	ppm	ppb	ppb	ppb	ppb
Avge	181300.	16.00	531.7	500200.	477.4	512.4
SDev	478.3	.2603	1.7	1398	1.192	2.020
%RSD	.2732	.562	.2603	.2816	.2498	.551

Elems	Na3302	Ni2316	P_2149	Pb220-1	Pb220-2	Sb2968
Units	ppm	ppb	ppb	ppb	ppb	ppb
Avge	5.972	472.4	4625.9	522.7	508.6	527.5
SDev	.0872	1.172	12.68	1.294	3.698	2.927
%RSD	1.461	.2481	2.913	.2475	1.709	.5548

Elems	Se196-1	Se196-2	Sr2203	Sn1899	Sr4215	
Units	ppb	ppb	ppb	ppb	ppb	ppb
Avge	500.3	554.0	513.4	558.5	504.3	540.1
SDev	.7919	1.652	5.23	1.293	3.651	.6349
%RSD	.1595	.2979	1.218	.2316	.7232	.1216

Elems	Tl3349	Tl1908	V_292-	Zn2062	Si288.	
Units	ppb	ppb	ppb	ppb	ppb	
Avge	507.9	550.3	511.1	447.5	5034.	
SDev	.5931	3.232	1.366	3.236	8.102	
%RSD	.1168	.5868	.2713	.7231	.1601	

247

Autosampler Loading Map
Element File: BE.GEL ID/Weight File: EB331.IDW

Loc.	Concentration	Solutions
0		Calib. Blank / Diluent / ICB / CCB
1	5.0 ug/L	Stock 1-82-1P x10
2	10.0 ug/L	Stock / Recovery Stock 1-82-2P x10
4		ICV=3.0ug/L 1-82-3P x10
5		CCV=6.0ug/L 1-82-4P x10
6		CHECK LO
7		46507B MB
8		46507B LCS X10
9		218-12-4
10		218-12-7
11		218-12-10
12		218-12-10 D
13		218-12-10 MSX10
14		218-12-10MSDX10
15		218-12-10 L
40		Modifier 1

MKA 9/20/2d

MSAs analyzed.
All passing!
MKA 9/21

248

Element File: BE.GEL
Element: Be
Print Data: Main+Suppl.
Print: Calib. Curve

Analyst: HOLSTE
Peak Storage: 1 Repl./Sample

INSTRUMENT: 4100 ZL
Wavelength: 234.9 Peak
Signal Type: Zeeman AA
Read Time: 3.0
Sample Replicates: 2
Standard Replicates: 2

Technique: HGA
Slit: 0.70 Low
Signal Measurement: Peak Area
Read Delay: 0.0
Spike Replicates: Same as Sample

Version: 7.30
BOC Time: 2

CALIBRATION:

Solutions	ID	Conc	Location	Volume	Diluent Volume	Modifier #1	Modifier #2
Calib. Blank	STD BLANK	----------	0	10	5	5	
Standard 1	STD1= 2.5ug/L	2.5	1	5	10	5	
Standard 2	STD2= 5.0ug/L	5.0	1	10	5	5	
Standard 3	STD3= 10ug/L	10.0	2	10	5	5	
Reslope Std.	5.0 ug/L	5.0	1	10	5	5	
Samples	----------	----------	--------	10	5	5	

Diluent Location: 0
Modifier #1 Location: 40
Modifier #2 Location:
Calibration Units: ug/L
Sample Units: ug/L
Calibration Type: Linear

Furnace Time/Temperature Program:

Step	Temp	Ramp	Hold	Gas Flow	Read	Gas Type
1	110	1	25	250		Norm
2	130	1	20	250		Norm
3	1500	5	15	250		Norm
4	2300	0	3	0	*	Norm
5	2500	1	5	250		Norm

Injection Temp: 20
Pipette Speed: 85%
Extraction System: On

SEQUENCE:

Step	Action and Parameters
1	Pipet diluent + modifier 1 + spike + sample/std
2	Run HGA steps 1 to End

CHECKS:
Calibration Type: Reslope
Locations: None

Conc. Above Calibration Action: Dilute & Reanalyze After 1 Rep
Alternate Sample Volumes (uL): 5,2,1
Run Alternate Volume Blanks: No

If %RSD > 20.0 and Concentration > 0.2 then Retry 1 times
Check %RSD on: Samples + Standards + Spikes + QC Samples

Recovery Measurements:
5 uL of 10 ug/L Standard at Location 2 Gives 5.0 ug/L
Measure Recovery on Samples: 11,15
Add to QC Samples: Yes
% Recovery Limits: 85 to 115

249

QC:

#	A/S Loc.	QC Sample ID	Conc. Limits Lower	Upper	After Calib	Periodic Check	At End	Count As Sample
1	4	ICV=3.0ug/L	2.7	3.3				
2	0	ICB	-1.0	1.0				
3	5	CCV=6.0ug/L	4.8	7.2	X	X	X	
4	0	CCB	-1.0	1.0	X	X	X	

Run Periodic QC Samples: Every 10
Out of Limit Action: Reslope and Rerun Samples

Matrix Check Calculations:
% Difference for Dupls: No Locations:
% Recovery for Spike: No Locations: Conc:

250

6

```
lement File: BE.GEL          Element: Be                    Wavelength: 234.9
ate: 09/20/98                Time: 14:19                    Slit: 0.70 L
ata File: EB331.DAT          ID/Wt File: UNTITLED           Lamp Current: 30
echnique: HGA                Calib. Type: Linear            Energy: 60
-----------------------------------------------------------------------------
~~~~~~~~~~~~~~~~~~~~~~~~~~~~~~~~~~~~~~~~~~~~~~~~~~~~~~~~~~~~~~~~~~~~~~~~~~~~
e     ID: STD BLANK          Seq. No.: 00001    A/S Pos.: 0     Date: 09/20/98

L dispensed: 5 from 0, 5 from 40, 10 from 0
eplicate  1                              Time: 14:21
eak Area (A-s): 0.001                    Peak Height (A): 0.004
ackground Pk Area (A-s): 0.005           Background Pk Height (A): 0.018
lank Corrected Pk Area (A-s): 0.001
oncentration (ug/L  ): 0.1

L dispensed: 5 from 0, 5 from 40, 10 from 0
eplicate  2 (Peak Stored)                Time: 14:23
eak Area (A-s): -0.000                   Peak Height (A): 0.004
ackground Pk Area (A-s): 0.005           Background Pk Height (A): 0.021
lank Corrected Pk Area (A-s): 0.000
oncentration (ug/L  ): 0.0

lean Conc  (ug/L  ):        0.1          SD: 0.05                RSD(%): 80.01

uto-zero performed.

~~~~~~~~~~~~~~~~~~~~~~~~~~~~~~~~~~~~~~~~~~~~~~~~~~~~~~~~~~~~~~~~~~~~~~~~~~~~
e     ID: STD1= 2.5ug/L      Seq. No.: 00002    A/S Pos.: 1     Date: 09/20/98

L dispensed: 10 from 0, 5 from 40, 5 from 1
~~~~~~~~~~~~~~~~~~~~~~~~~~~~~~~~~~~~~~~~~~~~~~~~~~~~~~~~~~~~~~~~~~~~~~~~~~~~
e     ID: STD BLANK          Seq. No.: 00003    A/S Pos.: 0     Date: 09/20/98

L dispensed: 5 from 0, 5 from 40, 10 from 0
Replicate  1                             Time: 14:27
Peak Area (A-s): -0.000                  Peak Height (A): 0.003
Background Pk Area (A-s): 0.006          Background Pk Height (A): 0.022
Blank Corrected Pk Area (A-s): -0.000
Concentration (ug/L  ): -0.0

L dispensed: 5 from 0, 5 from 40, 10 from 0
Replicate  2 (Peak Stored)               Time: 14:29
Peak Area (A-s): -0.000                  Peak Height (A): 0.004
Background Pk Area (A-s): 0.006          Background Pk Height (A): 0.023
Blank Corrected Pk Area (A-s): -0.000
Concentration (ug/L  ): -0.0

Mean Conc  (ug/L  ):        -0.0         SD: 0.01                RSD(%): 31.65

Auto-zero performed.

~~~~~~~~~~~~~~~~~~~~~~~~~~~~~~~~~~~~~~~~~~~~~~~~~~~~~~~~~~~~~~~~~~~~~~~~~~~~
Be    ID: STD1= 2.5ug/L      Seq. No.: 00004    A/S Pos.: 1     Date: 09/20/98

uL dispensed: 10 from 0, 5 from 40, 5 from 1
Replicate  1                             Time: 14:31
Peak Area (A-s): 0.027                   Peak Height (A): 0.169
Background Pk Area (A-s): 0.043          Background Pk Height (A): 0.219
```

251

Blank Corrected Pk Area (A-s): 0.027
Concentration (ug/L): 2.7

uL dispensed: 10 from 0. 5 from 40. 5 from 1
Replicate 2 (Peak Stored) Time: 14:34
Peak Area (A-s): 0.027 Peak Height (A): 0.155
Background Pk Area (A-s): 0.042 Background Pk Height (A): 0.213
Blank Corrected Pk Area (A-s): 0.028
Concentration (ug/L): 2.7

Mean Conc (ug/L): 2.7 SD: 0.02 RSD(%): 0.75

Standard number 1 applied. [2.5]
Correlation coefficient: 1.00000 Slope: 0.0110

~~~
~~~

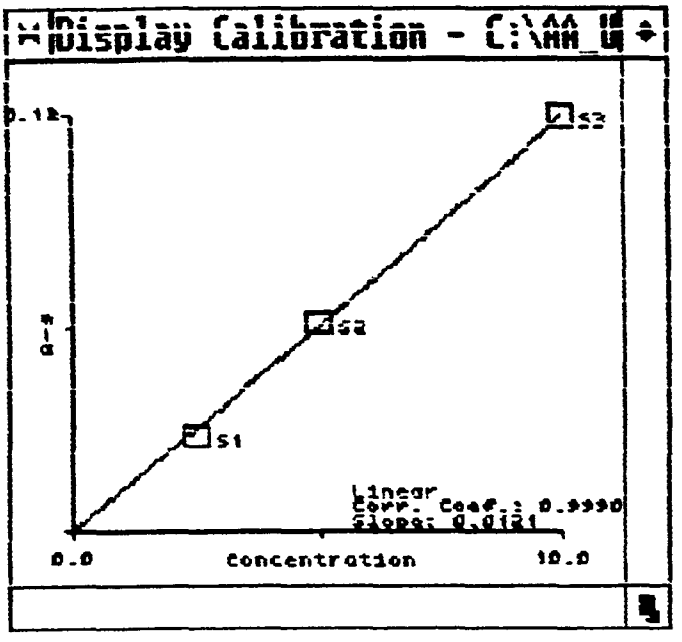
Display Calibration - C:\AA
0.12
S3
S2
S1
Linear
Corr. Coef.: 0.9990
Slope: 0.0121
0.0
Concentration
10.0

253

```
-----------------------------------------------------------------------------
Element File: BE.GEL          Element: Be                    Wavelength: 234.9
Date: 09/20/98                Time: 15:08                    Slit: 0.70 L
Data File: EB331.DAT          ID/Wt File: EB331.IDW          Lamp Current: 30
Technique: HGA                Calib. Type: Linear            Energy: 60
-----------------------------------------------------------------------------
~~~~~~~~~~~~~~~~~~~~~~~~~~~~~~~~~~~~~~~~~~~~~~~~~~~~~~~~~~~~~~~~~~~~~~~~~~~~
Be    ID: ICV=3.0ug/L        Seq. No.: 00007    A/S Pos.: 4     Date: 09/20/

uL dispensed: 5 from 0. 5 from 40, 10 from 4
Replicate  1                          Time: 15:10
Peak Area (A-s): 0.030                Peak Height (A): 0.176
Background Pk Area (A-s): 0.044       Background Pk Height (A): 0.250
Blank Corrected Pk Area (A-s): 0.030
Concentration (ug/L  ): 2.5

uL dispensed: 5 from 0, 5 from 40. 10 from 4
Replicate  2 (Peak Stored)            Time: 15:12
Peak Area (A-s): 0.037                Peak Height (A): 0.237
Background Pk Area (A-s): 0.052       Background Pk Height (A): 0.296
Blank Corrected Pk Area (A-s): 0.037
Concentration (ug/L  ): 3.1

Mean Conc  (ug/L  ):        2.8       SD: 0.42                RSD(%): 15.27

QC sample is within range 2.7 - 3.3

~~~~~~~~~~~~~~~~~~~~~~~~~~~~~~~~~~~~~~~~~~~~~~~~~~~~~~~~~~~~~~~~~~~~~~~~~~~~
Be    ID: ICB                Seq. No.: 00008    A/S Pos.: 0     Date: 09/20/

uL dispensed: 5 from 0, 5 from 40, 10 from 0
Replicate  1                          Time: 15:15
Peak Area (A-s): 0.000                Peak Height (A): 0.003
Background Pk Area (A-s): 0.005       Background Pk Height (A): 0.026
Blank Corrected Pk Area (A-s): 0.000
Concentration (ug/L  ): 0.0

uL dispensed: 5 from 0, 5 from 40, 10 from 0
Replicate  2 (Peak Stored)            Time: 15:17
Peak Area (A-s): 0.000                Peak Height (A): 0.003
Background Pk Area (A-s): 0.006       Background Pk Height (A): 0.028
Blank Corrected Pk Area (A-s): 0.000
Concentration (ug/L  ): 0.0

Mean Conc  (ug/L  ):        0.0       SD: 0.01                RSD(%): 24.21

QC sample is within range -1.0 - 1.0

~~~~~~~~~~~~~~~~~~~~~~~~~~~~~~~~~~~~~~~~~~~~~~~~~~~~~~~~~~~~~~~~~~~~~~~~~~~~
Be    ID: CHECK LO           Seq. No.: 00009    A/S Pos.: 6     Date: 09/20/

uL dispensed: 5 from 0, 5 from 40, 10 from 6
Replicate  1                          Time: 15:20
Peak Area (A-s): 0.012                Peak Height (A): 0.080
Background Pk Area (A-s): 0.022       Background Pk Height (A): 0.127
Blank Corrected Pk Area (A-s): 0.013
Concentration (ug/L  ): 1.0

uL dispensed: 5 from 0, 5 from 40, 10 from 6
```

254

Replicate 2 (Peak Stored) Time: 15:22
Peak Area (A-s): 0.013 Peak Height (A): 0.084
Background Pk Area (A-s): 0.021 Background Pk Height (A): 0.125
Blank Corrected Pk Area (A-s): 0.013
Concentration (ug/L): 1.1

Mean Conc (ug/L): 1.1 SD: 0.04 RSD(%): 4.13

~~~
~~~

Background Pk Area (A-s): 0.113 Background Pk Height (A): 0.197
Blank Corrected Pk Area (A-s): 0.026
Concentration (ug/L): 2.2

Mean Conc (ug/L): 2.1 SD: 0.07 RSD(%): 3.17

~~~
~~~

Background Pk Area (A-s): 0.275 Background Pk Height (A): 0.545
Blank Corrected Pk Area (A-s): 0.148
Concentration (ug/L): 12.2

Sample abs. is greater than that of the largest standard.
Mean Conc (ug/L): 12.0 SD: 0.38 RSD(%): 3.17

Recovery is 198.6% (outside of specified limits)

~~~
~~~

Peak Area (A-s): 0.075 Peak Height (A): 0.196
Background Pk Area (A-s): 0.122 Background Pk Height (A): 0.289
Blank Corrected Pk Area (A-s): 0.076
Concentration (ug/L): 6.2

Mean Conc (ug/L): 6.2 SD: 0.01 RSD(%): 0.18

~~~
~~~

uL dispensed: 5 from 0, 5 from 40, 10 from 15
Replicate 2 (Peak Stored) Time: 16:21
Peak Area (A-s): 0.005 Peak Height (A): 0.011
Background Pk Area (A-s): 0.037 Background Pk Height (A): 0.069
Blank Corrected Pk Area (A-s): 0.005
Concentration (ug/L): 0.4

Mean Conc (ug/L): 0.4 SD: 0.00 RSD(%): 0.66

~~~
~~~

Concentration (ug/L): 0.1

uL dispensed: 5 from 0, 5 from 40, 10 from 0
Replicate 2 (Peak Stored) Time: 16:35
Peak Area (A-s): 0.000 Peak Height (A): 0.004
Background Pk Area (A-s): 0.001 Background Pk Height (A): 0.004
Blank Corrected Pk Area (A-s): 0.000
Concentration (ug/L): 0.0

Mean Conc (ug/L): 0.1 SD: 0.02 RSD(%): 30.82

QC sample is within range -1.0 - 1.0

~~~
~~~

ackground Pk Area (A-s): 0.001 Background Pk Height (A): 0.005
lank Corrected Pk Area (A-s): -0.000
oncentration (ug/L): -0.0

L dispensed: 5 from 0, 5 from 40, 10 from 1
eplicate 2 (Peak Stored) Time: 16:49
eak Area (A-s): -0.000 Peak Height (A): 0.003
ackground Pk Area (A-s): 0.001 Background Pk Height (A): 0.005
lank Corrected Pk Area (A-s): -0.000
oncentration (ug/L): -0.0

ean Conc (ug/L): -0.0 SD: 0.02 RSD(%): 105.35

eslope abs. is greater than that of the largest standard.

~~~
~~~

uL dispensed: 5 from 0, 5 from 40, 10 from 5
Replicate 1 Time: 06:30
Peak Area (A-s): 0.035 Peak Height (A): 0.186
Background Pk Area (A-s): 0.056 Background Pk Height (A): 0.285
Blank Correctec Pk Area (A-s): 0.034
Concentration (ug/L): 2.8

uL dispensed: 5 from 0, 5 from 40, 10 from 5
Replicate 2 (Peak Stored) Time: 06:33
Peak Area (A-s): 0.061 Peak Height (A): 0.325
Background Pk Area (A-s): 0.092 Background Pk Height (A): 0.434
Blank Corrected Pk Area (A-s): 0.061
Concentration (ug/L): 5.0

Mean Conc (ug/L): 3.9 SD: 1.57 RSD(%): 39.71

~~~
~~~

QC sample is within range -1.0 - 1.0

~~~
~~~

~~~
~~~

lement File: BEMSA.GEL
lement: Be
rint Data: Main+Suppl.
rint: Calib. Curve

Analyst: BENNETT
Peak Storage: 1 Repl./Sample

NSTRUMENT: 4100 ZL
avelength: 234.9 Peak
ignal Type: Zeeman AA
ead Time: 3.0
ample Replicates: 2
tandard Replicates: 2

Technique: HGA
Version: 7.30
Slit: 0.7 Low
Signal Measurement: Peak Area
Read Delay: 0.0
BUC Time: 2
Spike Replicates: Same as Sample

ALIBRATION:

Solutions	ID	Conc	Location	Volume	Diluent Volume	Modifier #1	Modifier #2
alib. Blank	STD BLANK		0	10	10	5	
tandard 1	STD1= 5 ug/L	5.0	1	10		5	
tandard 2	STD2= 10 ug/L	10.0	2	10		5	
amples				10	10	5	

Diluent Location: 0
Modifier #1 Location: 40
Modifier #2 Location:
Calibration Units: ug/L
Sample Units: ug/L
Calibration Type: Method of Add.

---

urnace Time/Temperature Program:

tep	Temp	Ramp	Hold	Gas Flow	Read	Gas Type
1	110	1	25	250		Norm
2	130	1	20	250		Norm
3	1500	5	15	250		Norm
4	2300	0	3	0	*	Norm
5	2500	1	5	250		Norm

njection Temp: 20
Pipette Speed: 85%
Extraction System: Off

EQUENCE:

tep	Action and Parameters
1	Pipet diluent + modifier 1 + spike + sample/std
2	Run HGA steps 1 to End
3	Extra washes: 1

HECKS:
dditions Preparation: Automated
eplicate Autozero Location : All Samples

f %RSD > 20.0 and Concentration > 1.0 then Retry 1 times
heck %RSD on: Samples + Additions

C:
atrix Check Calculations:
Difference for Dupls: No Locations:
Recovery for Spike: No Locations: Conc:

265

```
-----------------------------------------------------------------------------------
Element File: BEMSA.GEL        Element: Be                      Wavelength: 234.9
Date: 09/21/98                 Time: 07:53                      Slit: 0.7 L
Data File: EB331.DAT           ID/Wt File: EB331.IDW            Lamp Current: 30
Technique: HGA                 Calib. Type: Method of Add.      Energy: 64
-----------------------------------------------------------------------------------
~~~~~~~~~~~~~~~~~~~~~~~~~~~~~~~~~~~~~~~~~~~~~~~~~~~~~~~~~~~~~~~~~~~~~~~~~~~~~~~~~~~~
Be     ID: STD BLANK          Seq. No.: 00040    A/S Pos.: 0      Date: 09/21/98

uL dispensed: 10 from 0, 5 from 40, 10 from 0
Replicate  1                              Time: 07:55
Peak Area (A-s): -0.000                   Peak Height (A): 0.003
Background Pk Area (A-s): 0.015           Background Pk Height (A): 0.051
Blank Corrected Pk Area (A-s): -0.000

uL dispensed: 10 from 0, 5 from 40, 10 from 0
Replicate  2 (Peak Stored)                Time: 07:57
Peak Area (A-s): -0.000                   Peak Height (A): 0.003
Background Pk Area (A-s): 0.011           Background Pk Height (A): 0.038
Blank Corrected Pk Area (A-s): 0.000

Mean Pk Area (A-s):       0.000           SD: 0.0002                RSD(%): 1620.91

Auto-zero performed.
~~~~~~~~~~~~~~~~~~~~~~~~~~~~~~~~~~~~~~~~~~~~~~~~~~~~~~~~~~~~~~~~~~~~~~~~~~~~~~~~~~~~
Be     ID: 218-12-4           Seq. No.: 00041    A/S Pos.: 9      Date: 09/21/98

uL dispensed: 10 from 0, 5 from 40, 10 from 9
Replicate  1                              Time: 08:00
Peak Area (A-s): 0.023                    Peak Height (A): 0.045
Background Pk Area (A-s): 0.129           Background Pk Height (A): 0.206
Blank Corrected Pk Area (A-s): 0.023

uL dispensed: 10 from 0, 5 from 40, 10 from 9
Replicate  2 (Peak Stored)                Time: 08:03
Peak Area (A-s): 0.024                    Peak Height (A): 0.045
Background Pk Area (A-s): 0.130           Background Pk Height (A): 0.215
Blank Corrected Pk Area (A-s): 0.024

Mean Pk Area (A-s):       0.024           SD: 0.0006                RSD(%): 2.58

Be     ID: STD1= 5 ug/L       Seq. No.: 00042    A/S Pos.: 9      Date: 09/21/98

uL dispensed: 5 from 40, 10 from 1, 10 from 9
Replicate  1                              Time: 08:05
Peak Area (A-s): 0.130                    Peak Height (A): 0.298
Background Pk Area (A-s): 0.265           Background Pk Height (A): 0.508
Blank Corrected Pk Area (A-s): 0.131

uL dispensed: 5 from 40, 10 from 1, 10 from 9
Replicate  2 (Peak Stored)                Time: 08:08
Peak Area (A-s): 0.131                    Peak Height (A): 0.299
Background Pk Area (A-s): 0.265           Background Pk Height (A): 0.509
Blank Corrected Pk Area (A-s): 0.131

Mean Pk Area (A-s):       0.131           SD: 0.0003                RSD(%): 0.27

Be     ID: STD2= 10 ug/L      Seq. No.: 00043    A/S Pos.: 9      Date: 09/21/9
```

266

uL dispensed: 5 from 40, 10 from 2, 10 from 9
Replicate 1 Time: 08:11
Peak Area (A-s): 0.231 Peak Height (A): 0.487
Background Pk Area (A-s): 0.374 Background Pk Height (A): 0.679
Blank Corrected Pk Area (A-s): 0.231

uL dispensed: 5 from 40, 10 from 2, 10 from 9
Replicate 2 (Peak Stored) Time: 08:14
Peak Area (A-s): 0.231 Peak Height (A): 0.485
Background Pk Area (A-s): 0.376 Background Pk Height (A): 0.667
Blank Corrected Pk Area (A-s): 0.231

Mean Pk Area (A-s): 0.231 SD: 0.0002 RSD(%): 0.08

Be ID: 218-12-4 Seq. No.: 00041 A/S Pos.: 9 Date: 09/21/98

Concentration (ug/L): 1.1

Correlation coefficient: 0.99911 Slope: 0.0209

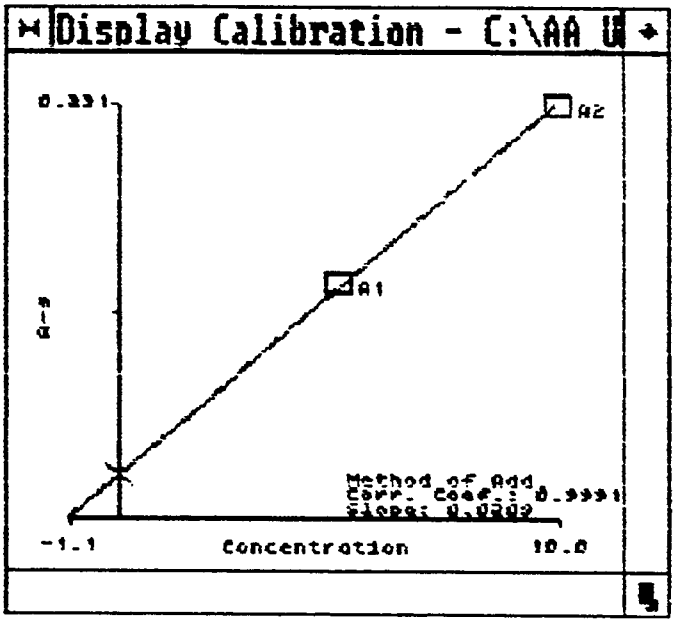


~~~
~~~

Auto-zero performed.

~~~
~~~

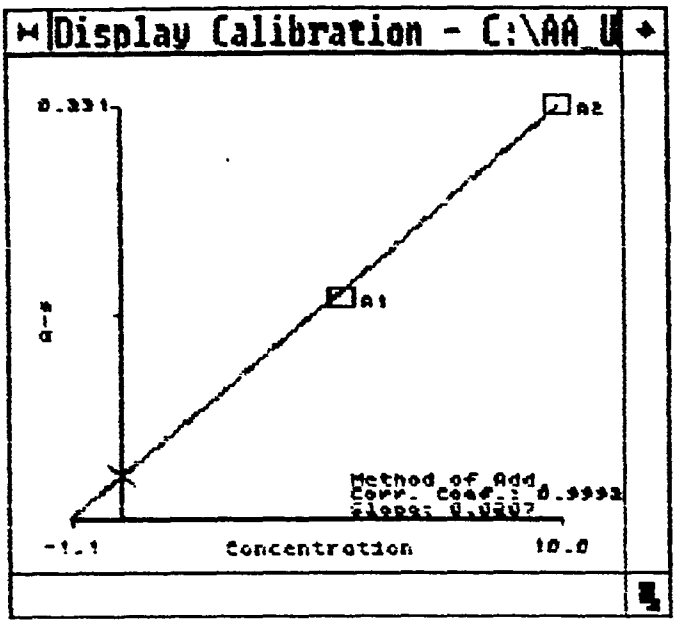
Display Calibration - C:\AA_U
0.331
A2
A1
Method of Add
Corr. Coef.: 0.9993
Slope: 0.0507
-1.1
Concentration
10.0

~~~
~~~

uL dispensed: 5 from 40, 10 from 1, 10 from 11
Replicate 1 Time: 08:50
Peak Area (A-s): 0.120 Peak Height (A): 0.238
Background Pk Area (A-s): 0.267 Background Pk Height (A): 0.438
Blank Corrected Pk Area (A-s): 0.120

uL dispensed: 5 from 40, 10 from 1, 10 from 11
Replicate 2 (Peak Stored) Time: 08:52
Peak Area (A-s): 0.118 Peak Height (A): 0.241
Background Pk Area (A-s): 0.265 Background Pk Height (A): 0.426
Blank Corrected Pk Area (A-s): 0.118

Mean Pk Area (A-s): 0.119 SD: 0.0013 RSD(%): 1.11

Be ID: STD2= 10 ug/L Seq. No.: 00051 A/S Pos.: 11 Date: 09/21/9

uL dispensed: 5 from 40, 10 from 2, 10 from 11
Replicate 1 Time: 08:55
Peak Area (A-s): 0.209 Peak Height (A): 0.455
Background Pk Area (A-s): 0.366 Background Pk Height (A): 0.625
Blank Corrected Pk Area (A-s): 0.209

uL dispensed: 5 from 40, 10 from 2, 10 from 11
Replicate 2 (Peak Stored) Time: 08:58
Peak Area (A-s): 0.216 Peak Height (A): 0.448
Background Pk Area (A-s): 0.373 Background Pk Height (A): 0.607
Blank Corrected Pk Area (A-s): 0.216

Mean Pk Area (A-s): 0.212 SD: 0.0049 RSD(%): 2.33

Be ID: 218-12-10 Seq. No.: 00049 A/S Pos.: 11 Date: 09/21/9

Concentration (ug/L): 1.1

Correlation coefficient: 0.99972 Slope: 0.0192

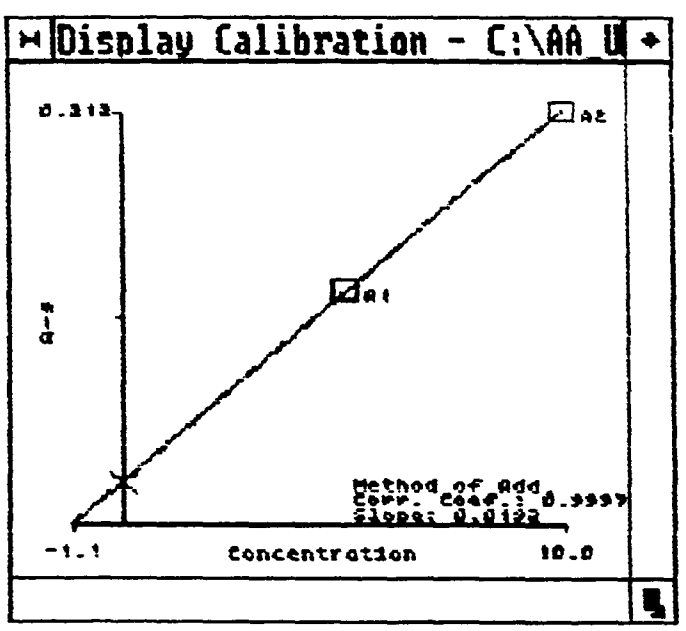

270

~~~
~~~

uL dispensed: 5 from 40, 10 from 2, 10 from 12
Replicate 2 (Peak Stored) Time: 09:20
Peak Area (A-s): 0.229 Peak Height (A): 0.447
Background Pk Area (A-s): 0.394 Background Pk Height (A): 0.611
Blank Corrected Pk Area (A-s): 0.228

Mean Pk Area (A-s): 0.220 SD: 0.0120 RSD(%): 5.43

Be ID: 218-12-10 D Seq. No.: 00053 A/S Pos.: 12 Date: 09/21/

Concentration (ug/L): 1.0

Correlation coefficient: 0.99985 Slope: 0.0200

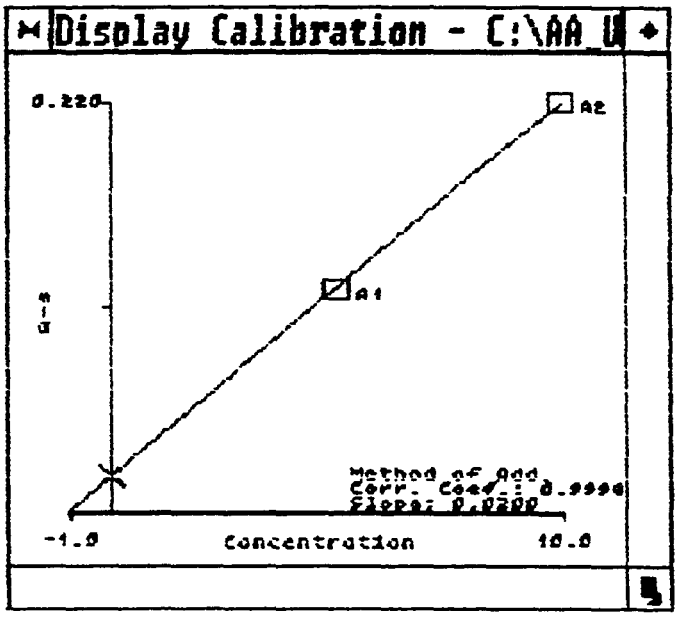

272

eight File: AB936.IDW Analyst: D.STREETER-EDWARDS
le Volume: 100 mL Nominal Weight: 1.0 g

Hg

c.	Sample ID	Weight	Dilution
0	STD BLANK		
1	STD1=0.2ug/L		
2	STD2=0.5ug/L		
3	STD3=1.0ug/L		
4	STD4=2.0ug/L		
5	STD5=5.0ug/L		
6	STD6=10.0ug/L		
7	ICV=4.0ug/L		
8	ICB		
9	CHECK LO		
0	46705B MB		
1	46705B MBD		
2	46705B LCS		
3	46705B LCSD		
4	218-12-4		
5	218-12-4 D		
6	218-12-4 MS		
7	218-12-4 MSD		
8	CCV1=6.0ug/L		
9	CCB		
0	218-12-7		
1	218-12-7 D		
2	218-12-10		
3	218-12-10 D		
4	CCV2=6.0ug/L		
5	CCB		
6	46705A MB		
7	46705A MBD		
8	46705A LCS		
9	46705A LCSD		
0	218-12-1		
1	218-12-1 D		
2	218-12-3		
3	218-12-3 D		
4	218-12-3 MS		
5	218-12-3 MSD		
6	CCV1=6.0ug/L		
7	CCB		
8	218-12-2		
9	218-12-2 D		
0	218-12-5		
1	218-12-5 D		
2	218-12-8		
3	218-12-8 D		
4	218-12-6		
5	218-12-6 D		
6	218-12-9		
7	218-12-9 D		
8	CCV2=6.0ug/L		
9	CCB		

3-70-8 DSE 9/22/98

3-70-5,7 DSE 9/22/98

3-70-5,7 DSE 9/22/98

3-70-5,7 DSE 9/22/98

3-70-5,7 DSE 9/22/98

3-70-5,7 DSE 9/22/98

273

HG

Element File: HG_.MEL
Element: Hg
Analyst: EDWARDS
Print Data: Main+Suppl.
Peak Storage: None
Print: Calib. Curve
Remarks:
STANDARDS: SPEX 3-70-6,8
QC: HIGH PURITY 3-70-5,7

Energy: 25

INSTRUMENT: 5100
Technique: MHS
Version: 7.01
Wavelength: 253.7 Peak
Slit: 0.70 Low
Signal Type: AA
Signal Measurement: Peak Height (5)
Read Time: 30.0
Read Delay: 0.5
BOC Time: 2
Sample Replicates: 1
Standard Replicates: 1

FLAME:
Flame Type: Air
Flame Sensor: On
Oxidant Flow: 10.0 L/min
Fuel Flow: 2.0 L/min

CALIBRATION:

Solutions	ID	Conc
Calib. Blank	STD BLK	----------
Standard 1	STD 1	0.200
Standard 2	STD 2	0.500
Standard 3	STD 3	1.000
Standard 4	STD 4	2.000
Standard 5	STD 5	5.000
Standard 6	STD 6	10.000

Calibration Units: ug/L
Sample Units: ug/L
Calibration Type: Linear

QC:
Matrix Check Calculations:
% Difference for Dupls: No
Locations:
% Recovery for Spike: No
Locations:
Conc:

ıent File: HG_.MEL Element: Hg Wavelength: 253.7
:: 09/22/98 Time: 13:48 Slit: 0.70 L
ı File: AB936.DAT ID/Wt File: AB936.IDW Lamp Current: 0
ınique: MHS Calib. Type: Linear Energy: 74
ırk 1: STANDARDS: SPEX 3-70-6,8
ırk 2: QC: HIGH PURITY 3-70-5,7

ID: Seq. 00035 Seq. No.: 00035 A/S Pos.: -- Date: 09/22/98

licate 1 Time: 14:32
ı Area (A-s): 0.011 Peak Height (A): -0.002
ık Corrected Pk Height (A): -0.002
:entration (ug/L): -0.022

ɔ-zero performed.

ID: Seq. 00036 Seq. No.: 00036 A/S Pos.: -- Date: 09/22/98

licate 1 Time: 14:33
ı Area (A-s): -0.031 Peak Height (A): -0.002
ık Corrected Pk Height (A): -0.002
:entration (ug/L): -0.025

ɔ-zero performed.

275

Element File: HG_.MEL Element: Hg Wavelength: 253.7
Date: 09/22/98 Time: 14:34 Slit: 0.70 L
Data File: AB936.DAT ID/Wt File: AB936.IDW Lamp Current: 0
Technique: MHS Calib. Type: Linear Energy: 75
Remark 1: STANDARDS: SPEX 3-70-6,8
Remark 2: QC: HIGH PURITY 3-70-5,7

****

Hg ID: STD BLANK Seq. No.: 00037 A/S Pos.: -- Date: 09/22/98

Replicate 1 Time: 14:35
Peak Area (A-s): -0.019 Peak Height (A): 0.000
Blank Corrected Pk Height (A): 0.000
Concentration (ug/L): 0.000

Auto-zero performed.

****

Hg ID: STD1=0.2ug/L Seq. No.: 00038 A/S Pos.: -- Date: 09/22/98

Replicate 1 Time: 14:36
Peak Area (A-s): 0.056 Peak Height (A): 0.004
Blank Corrected Pk Height (A): 0.004
Concentration (ug/L): 0.058

Standard number 1 applied. [0.200]
Correlation coefficient: 1.00000 Slope: 0.0196

****

Hg ID: STD2=0.5ug/L Seq. No.: 00039 A/S Pos.: -- Date: 09/22/98

Sample abs. is greater than that of the largest standard.
Replicate 1 Time: 14:37
Peak Area (A-s): 0.259 Peak Height (A): 0.016
Blank Corrected Pk Height (A): 0.016
Concentration (ug/L): 0.795

Standard number 2 applied. [0.500]
Correlation coefficient: 0.94072 Slope: 0.0300

****

Hg ID: STD3=1.0ug/L Seq. No.: 00040 A/S Pos.: -- Date: 09/22/98

Sample abs. is greater than that of the largest standard.
Replicate 1 Time: 14:38
Peak Area (A-s): 0.605 Peak Height (A): 0.036
Blank Corrected Pk Height (A): 0.036
Concentration (ug/L): 1.189

Standard number 3 applied. [1.000]
Correlation coefficient: 0.98278 Slope: 0.0346

****

Hg ID: STD4=2.0ug/L Seq. No.: 00041 A/S Pos.: -- Date: 09/22/98

Sample abs. is greater than that of the largest standard.
Replicate 1 Time: 14:39
Peak Area (A-s): 1.235 Peak Height (A): 0.072

276

nk Corrected Pk Height (A): 0.072
centration (ug/L): 2.084

ndard number 4 applied. [2.000]
relation coefficient: 0.99658 Slope: 0.0357

ID: STD5=5.0ug/L Seq. No.: 00042 A/S Pos.: -- Date: 09/22/98

ple abs. is greater than that of the largest standard.
plicate 1 Time: 14:40
k Area (A-s): 3.140 Peak Height (A): 0.198
nk Corrected Pk Height (A): 0.198
ncentration (ug/L): 5.532

ndard number 5 applied. [5.000]
relation coefficient: 0.99820 Slope: 0.0389

~~ID: STD6=10.0ug/L Seq. No.: 00043 A/S Pos.: -- Date: 09/22/98~~

~~ple abs. is greater than that of the largest standard.~~
~~plicate 1 Time: 14:41~~
~~k Area (A-s): 5.382 Peak Height (A): 0.312~~
~~nk Corrected Pk Height (A): 0.312~~
~~ncentration (ug/L): 8.009~~

~~ndard number 6 applied. [10.000]~~
~~rrelation coefficient: 0.99076 Slope: 0.0333~~

Sample Re-ran below, not used
RSE
9/22/98

ID: STD6=10.0ug/L Seq. No.: 00044 A/S Pos.: -- Date: 09/22/98

ple abs. is greater than that of the largest standard.
plicate 1 Time: 14:48
ak Area (A-s): 6.321 Peak Height (A): 0.389
ank Corrected Pk Height (A): 0.389
ncentration (ug/L): 11.673

andard number 6 applied. [10.000]
rrelation coefficient: 0.99962 Slope: 0.0389

277

Element File: HG_.MEL Element: Hg Wavelength: 253.7
Date: 09/22/98 Time: 14:49 Slit: 0.70 L
Data File: AB936.DAT ID/Wt File: AB936.IDW Lamp Current: 0
Technique: MHS Calib. Type: Linear Energy: 75
Remark 1: STANDARDS: SPEX 3-70-6,8
Remark 2: QC: HIGH PURITY 3-70-5,7

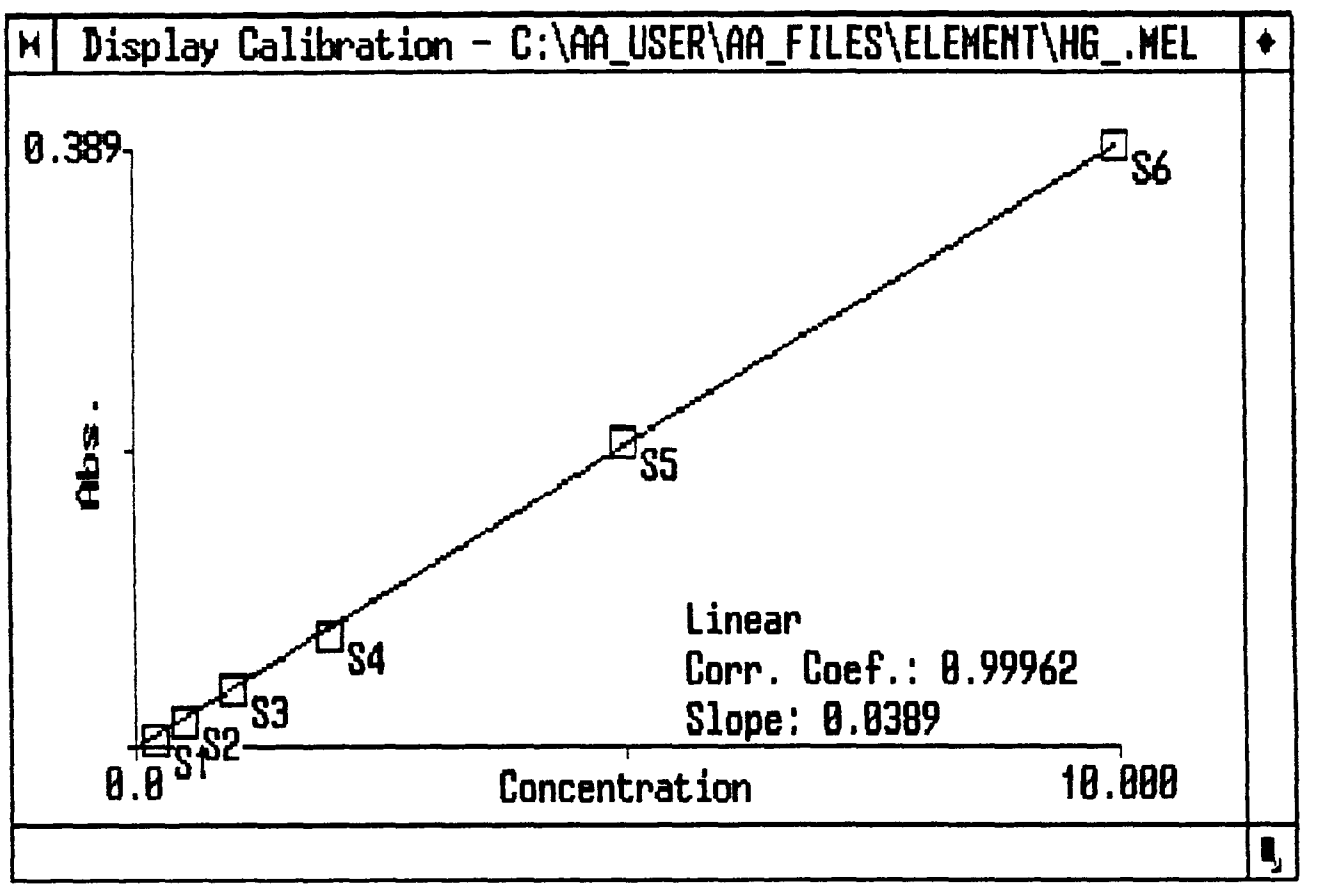

Hg ID: ICV=4.0ug/L Seq. No.: 00045 A/S Pos.: -- Date: 09/22/98

Replicate 1 Time: 14:51
Peak Area (A-s): 2.327 Peak Height (A): 0.141
Blank Corrected Pk Height (A): 0.141
Concentration (ug/L): 3.638

Hg ID: ICB Seq. No.: 00046 A/S Pos.: -- Date: 09/22/98

Replicate 1 Time: 14:53
Peak Area (A-s): -0.118 Peak Height (A): -0.005
Blank Corrected Pk Height (A): -0.005
Concentration (ug/L): -0.124

Hg ID: CHECK LO Seq. No.: 00047 A/S Pos.: -- Date: 09/22/98
278
Replicate 1 Time: 14:54
Peak Area (A-s): 0.009 Peak Height (A): 0.003
Blank Corrected Pk Height (A): 0.003

ıent File: HG_.MEL Element: Hg Wavelength: 253.7
e: 09/22/98 Time: 14:55 Slit: 0.70 L
ı File: AB936.DAT ID/Wt File: AB936.IDW Lamp Current: 0
hnique: MHS Calib. Type: Linear Energy: 75
ark 1: STANDARDS: SPEX 3-70-6,8
ark 2: QC: HIGH PURITY 3-70-5,7

ID: 46705B MB Seq. No.: 00048 A/S Pos.: -- Date: 09/22/98

licate 1 Time: 14:56
k Area (A-s): 0.027 Peak Height (A): 0.002
nk Corrected Pk Height (A): 0.002
centration (ug/L): 0.039

ID: 46705B MBD Seq. No.: 00049 A/S Pos.: -- Date: 09/22/98

licate 1 Time: 14:56
k Area (A-s): 0.017 Peak Height (A): 0.001
nk Corrected Pk Height (A): 0.001
centration (ug/L): 0.021

~~ID: 46705B LCS Seq. No.: 00050 A/S Pos.: -- Date: 09/22/98~~

~~licate 1 Time: 14:57~~
~~k Area (A-s): 5.107 Peak Height (A): 0.323~~
~~nk Corrected Pk Height (A): 0.323~~
~~centration (ug/L): 8.314~~

Sample not used.
PSE 9/22/98

ID: 46705B LCS Seq. No.: 00051 A/S Pos.: -- Date: 09/22/98

licate 1 Time: 15:02
k Area (A-s): 2.978 Peak Height (A): 0.179
nk Corrected Pk Height (A): 0.179
centration (ug/L): 4.596

ID: 46705B LCSD Seq. No.: 00052 A/S Pos.: -- Date: 09/22/98

plicate 1 Time: 15:03
k Area (A-s): 3.020 Peak Height (A): 0.193
nk Corrected Pk Height (A): 0.193
centration (ug/L): 4.962

ID: 218-12-4 Seq. No.: 00053 A/S Pos.: -- Date: 09/22/98

plicate 1 Time: 15:04
k Area (A-s): 0.079 Peak Height (A): 0.004
nk Corrected Pk Height (A): 0.004
centration (ug/L): 0.114

ID: 218-12-4 D Seq. No.: 00054 A/S Pos.: -- Date: 09/22/98

279

eplicate 1 Time: 15:05
eak Area (A-s): 0.012 Peak Height (A): 0.000
lank Corrected Pk Height (A): 0.000
oncentration (ug/L): 0.010

---

g ID: 218-12-4 MS Seq. No.: 00055 A/S Pos.: -- Date: 09/22/98

eplicate 1 Time: 15:06
eak Area (A-s): 2.838 Peak Height (A): 0.167
lank Corrected Pk Height (A): 0.167
oncentration (ug/L): 4.286

---

g ID: 218-12-4 MSD Seq. No.: 00056 A/S Pos.: -- Date: 09/22/98

Replicate 1 Time: 15:07
Peak Area (A-s): 2.783 Peak Height (A): 0.166
Blank Corrected Pk Height (A): 0.166
Concentration (ug/L): 4.271

Hg ID: CCV1=6.0ug/L Seq. No.: 00057 A/S Pos.: -- Date: 09/22/98

Replicate 1 Time: 15:08
Peak Area (A-s): 3.500 Peak Height (A): 0.221
Blank Corrected Pk Height (A): 0.221
Concentration (ug/L): 5.690

Hg ID: CCB Seq. No.: 00058 A/S Pos.: -- Date: 09/22/98

Replicate 1 Time: 15:09
Peak Area (A-s): 0.002 Peak Height (A): -0.000
Blank Corrected Pk Height (A): -0.000
Concentration (ug/L): -0.008

~~Hg ID: 218-12-7 Seq. No.: 00059 A/S Pos.: -- Date: 09/22/98~~

Replicate 1 Time: 15:09
Peak Area (A-s): 0.131 Peak Height (A): 0.021
Blank Corrected Pk Height (A): 0.021
Concentration (ug/L): 0.532

(Samples not used in run)

Hg ID: 218-12-7 D Seq. No.: 00060 A/S Pos.: -- Date: 09/22/98

Reprep'd below. DSE 9/22/98

Replicate 1 Time: 15:10
Peak Area (A-s): 0.178 Peak Height (A): 0.009
Blank Corrected Pk Height (A): 0.009
Concentration (ug/L): 0.225

Hg ID: 218-12-10 Seq. No.: 00061 A/S Pos.: -- Date: 09/22/98

Replicate 1 Time: 15:12
Peak Area (A-s): 0.190 Peak Height (A): 0.010
Blank Corrected Pk Height (A): 0.010

280

Concentration (ug/L): 0.266

Hg ID: 218-12-10 D Seq. No.: 00062 A/S Pos.: -- Date: 09/22/98

Replicate 1 Time: 15:14
Peak Area (A-s): 0.210 Peak Height (A): 0.012
Blank Corrected Pk Height (A): 0.012
Concentration (ug/L): 0.315

Hg ID: 218-12-7 Seq. No.: 00063 A/S Pos.: -- Date: 09/22/98

Replicate 1 Time: 15:15
Peak Area (A-s): 0.182 Peak Height (A): 0.010
Blank Corrected Pk Height (A): 0.010
Concentration (ug/L): 0.253

Hg ID: 218-12-7 D Seq. No.: 00064 A/S Pos.: -- Date: 09/22/98

Replicate 1 Time: 15:16
Peak Area (A-s): 0.196 Peak Height (A): 0.012
Blank Corrected Pk Height (A): 0.012
Concentration (ug/L): 0.302

~~Hg ID: CCV2=6.0ug/L Seq. No.: 00065 A/S Pos.: -- Date: 09/22/98~~

~~Replicate 1 Time: 15:17~~
~~Peak Area (A-s): 4.925 Peak Height (A): 0.293~~
~~Blank Corrected Pk Height (A): 0.293~~
~~Concentration (ug/L): 7.640~~

Sample not used ABE 9/22/98

Hg ID: CCV2=6.0ug/L Seq. No.: 00066 A/S Pos.: -- Date: 09/22/98

Replicate 1 Time: 15:21
Peak Area (A-s): 3.551 Peak Height (A): 0.216
Blank Corrected Pk Height (A): 0.216
Concentration (ug/L): 5.564

Hg ID: CCB Seq. No.: 00067 A/S Pos.: -- Date: 09/22/98

Replicate 1 Time: 15:22
Peak Area (A-s): 0.008 Peak Height (A): -0.001
Blank Corrected Pk Height (A): -0.001
Concentration (ug/L): -0.015

281

TECHNICAL REPORT DATA

Please read instructions on the reverse before completing

1. REPORT NO. EPA-454/R-00-025B	2.	3. RECIPIENT'S ACCESSION NO.
4. TITLE AND SUBTITLE Final Report Hot Mix Asphalt Plants, Truck Loading and Silo Filling, Manual Methods Testing, Asphalt Plant C, Los Angeles, California Volume 2 of 8		5. REPORT DATE May 2000 6. PERFORMING ORGANIZATION CODE
7. AUTHOR(S) Frank J. Phoenix		8. PERFORMING ORGANIZATION REPORT NO.
9. PERFORMING ORGANIZATION NAME AND ADDRESS Pacific Environmental Services, Inc. Post Office Box 12077 Research Triangle Park, North Carolina 27709-2077		10. PROGRAM ELEMENT NO. 11. CONTRACT/GRANT NO. 68-D-98004
12. SPONSORING AGENCY NAME AND ADDRESS U.S. Environmental Protection Agency Office of Air Quality Planning and Standards Emissions, Monitoring and Analysis Division Research Triangle Park, North Carolina 27711		13. TYPE OF REPORT AND PERIOD COVERED Final 14. SPONSORING AGENCY CODE EPA/200/04

15. SUPPLEMENTARY NOTES

16. ABSTRACT

The United States Environmental Protection Agency (EPA) Office of Air Quality Planning and Standards (OAQPS) is investigating hot mix asphalt plants to identify and quantify particulate matter (PM), methylene chloride extractable matter (MCEM), and organic hazardous air pollutant (HAP) emissions during asphalt concrete loading operations. In support of this investigation, the OAQPS issued Pacific Environmental Services, Inc (PES) a series of work assignments to conduct emissions testing at a hot mix asphalt plant during load-out operations.

The primary objective of the emissions testing was to characterize the uncontrolled emissions of PM, MCEM, polynuclear aromatic hydrocarbons (PAHs), semi-volatile organic hazardous air pollutants (SVOHAPS), and volatile organic hazardous air pollutants (VOHAPS) from a hox mix production plant during loading operations. An asphalt plant south of Los Angeles, California was selected by EPA as the host facility. Testing was performed over five consecutive days beginning on July 24, 1998. Testing was performed under two conditions. Under normal operations, testing was performed to characterize load-out emissions from the tunnel exhaust and load-in emissions from the asphalt concrete storage silo. Under background conditions, testing was performed to characterize emissions from the combustion of diesel fuel in transport trucks.

The entire report consists of eight volumes totaling 4,234 pages, Vol. 1 (388 pages), Vol. 2 (308 pages), Vol. 3 (573 pages), Vol. 4 (694 pages), Vol. 5 (606 pages), Vol. 6 (564 pages), Vol. 7 (570 pages), and Vol. 8 (531 pages).

17. KEY WORDS AND DOCUMENT ANALYSIS

a. DESCRIPTIONS	b. IDENTIFIERS/OPEN ENDED TERMS	c. COASTI Field/Group
Hazardous Air Pollutants Methylene Chloride Extractable Matter Particulate Matter Polynuclear Aromatic Hydrocarbons Semi-volatile Organic Hazardous Air Pollutants Volatile Organic Hazardous Air Pollutants		

18. DISTRIBUTION STATEMENT Unlimited	19. SECURITY CLASS *(This Report)* Unclassified	21. NO. OF PAGES Vol. 2 - 308
	20. SECURITY CLASS *(This page)* Unclassified	22. PRICE